



# MONTHLY BULLETIN OF STATISTICS 2019

May

Government of Pakistan  
Ministry of Planning Development & Reform  
Pakistan Bureau of Statistics



PBS-22(05/2019) Vol. 67  
100



# **MONTHLY BULLETIN OF STATISTICS 2019**

**May**

**Government of Pakistan  
Ministry of Planning Development & Reform  
Pakistan Bureau of Statistics**

*Price Rs. 600.00*

# P R E F A C E

The Bulletin of Statistics, Monthly Publication of the Pakistan Bureau of Statistics provide important statistics in respect of social, economic and financial sectors of the economy at aggregate as well as sectoral levels. The Bulletin contains data relating to Population, National Accounts, Agriculture, Manufacturing, Prices, Balance of Payments, Public Finance, Education, Energy & Mining, Foreign Economic Assistance, Foreign Trade, Health, Insurance, Labour, Transport & Communication, Social & Culture ect. It also provides different types of indices on agriculture, manufacturing, prices, trade and labour productivity. Charts and graphs have also been provided to selected tables to make the data readily intelligible.

2. The Bulletin contains data on monthly and in some instances on annual basis. The annual data series are on fiscal year basis i.e. from July to June unless otherwise specified. Monthly data series of trade and industry are published with a time lag of 45 days required for data collection, compilation, cleaning, processing, tabulating and printing. Figures may not add up to the totals owing to rounding. Statistics that are compiled in the Pakistan Bureau of Statistics are presented without citation whereas those compiled by other agencies carry a source note below the tables.

3. Efforts have been made to produce this Bulletin as a comprehensive, informative and useful document for decision makers, researchers, planners, economists and other groups of beneficiaries. It is hoped that the users will find this Bulletin useful.

4. Suggestions for further improvement will be highly appreciated and welcomed.

**ZAFAR HASAN**  
Secretary

**ZAFAR HASAN**  
**Secretary**

Government of Pakistan  
Ministry of Planning  
Development & Reform

'P' Block,  
Pakistan Secretariat,  
Islamabad.

Tel : 051-9212831 - 9206444  
Fax: 051-9202704  
E-mail: [secretary@pc.gov.pk](mailto:secretary@pc.gov.pk)

**MR. MOHAMMAD SARWAR GONDAL**  
**Member (Resource Management)**

Government of Pakistan  
Pakistan Bureau of Statistics

Statistics House  
21-Mauve Area  
G-9/1  
Islamabad.

Tel : 051-9106652  
Fax: 051-9106518  
E-mail: [member\\_ss@gov.pk](mailto:member_ss@gov.pk)

**PAKISTAN BUREAU OF STATISTICS  
STATISTICS HOUSE, 21-MAUVE AREA  
G-9/1 - ISLAMABAD  
Website: [www.pbs.gov.pk](http://www.pbs.gov.pk)**

		<u>Office</u>	<u>Residence</u>
Dr. Bahrawar Jan	Deputy Director General	051-9106550 Fax:051-9106577	051-9101294
Mr. Ayazuddin	Deputy Director General	051-9106552	051-9242232
Mr. Ismail Khan	Deputy Director General	051-9106555 Fax:051-9106556	051-9101162
Mr. Khalid Hussain Bhatti	Deputy Director General	051-9106583	051-4440906
Mr. Ghulam Muhammad	Director	051-9106559	0300-9562558
Mr. Fazil Mehmood Baig	Director	051-9106575	0333-5159850
Mr. Shaukat Ali Khan	Director	051-9106557	--
Mr. Attiq-ur-Rehman	Director	051-9106553 Fax:051-9106546	0346-9579700 --
Mr. Munwar Ali Ghanghro	Director	051-9106554	0333-7145366
Mrs. Rabia Awan	Director	051-9106581	051-4444696
Mrs. Rizwana Siddique	Director	051-9106545	0333-5221042
Mr. Rizwan Bashir	Director	051-9106530	--

**TRAINING WING**

Syed Abdul Qader Shah	Director	051-9205390 Fax:051-9205390	--
-----------------------	----------	--------------------------------	----

**PAKISTAN BUREAU OF STATISTICS  
1-B, SINDHI MUSLIM COOPERATIVE HOUSING SOCIETY  
KARACHI – 74400  
E-mail: [khifbs@khi.comsats.net.pk](mailto:khifbs@khi.comsats.net.pk)**

Mr. Muhammad Ali Shaikh	Deputy Director General	021-99225205	--
Mr. Shaukat Zaman	Director	021-99225209 Fax:021-99225202	0300-5052450
Mr. Abrar Hussain	Director	021-99225217	--
Mr. Khawaja Mazhar Jamal	Joint Census Commissioner	021-99225210 Fax:99225219	0321-2516265

**PAKISTAN BUREAU OF STATISTICS  
USAID BUILDING GURU MANGAT ROAD  
GULBERG-III, LAHORE  
E-mail: [lhrfbs@lhr.comsats.net.pk](mailto:lhrfbs@lhr.comsats.net.pk)**

Mr. Rana Iqbal	Director	042-99263267 Fax:042-99263267	--
----------------	----------	----------------------------------	----

**(Regional Office) LAHORE**

Mr. Muhammad Shahid	Chief Statistical Officer	042-99263266 Fax:042-99263266	0345-4169987
---------------------	---------------------------	----------------------------------	--------------

**(Regional Office) KARACHI**

Mr. Faraz Muslim	Statistical Officer	021-99225214	0333-3028006
------------------	---------------------	--------------	--------------

**(Regional Office) PESHAWAR**

Mr. Hasan Khan	Chief Statistical Officer	091-9213097 Fax:091-9213098	0333-9117508
----------------	---------------------------	--------------------------------	--------------

**(Regional Office) QUETTA**

Mr. Ghulam Rasool	Chief Statistical Officer	081-9239804 Fax:081-9239804	--
-------------------	---------------------------	--------------------------------	----

**(Presentation, Reproduction & Printing) KARACHI  
[pbskarachipp@gmail.co](mailto:pbskarachipp@gmail.co)**

Mr. Shakeel Qadeer	Chief System Analyst	021-99225220	021-35836029
Mr. Abdul Haque	Chief Statistical Officer	021-99225215	--

# CONTENTS

**	<b>KEY INDICATORS</b>	III
1.	<b>BALANCE OF PAYMENT</b>	
1.1	Country wise Workers Remittances	01
1.2	Month wise Workers Remittances	04
1.3	Exchange Rates Pak. Rupees in Terms of one Unit of Foreign Currency	05
2.	<b>CLIMATE</b>	
2.1	Temperature at Selected Stations	07
2.2	Rainfall at Selected Stations	09
3.	<b>ENERGY &amp; MINING</b>	
3.1	Production of Crude Oil	11
3.2	Production of Natural Gas	15
3.3	Company Wise Production of Crude Oil and Natural Gas	20
3.4	Province Wise Production of Crude Oil and Natural Gas	20
3.5	Production of Crude Oil, Natural Gas and Electricity	21
3.6	Mineral Production	22
4.	<b>HEALTH</b>	
4.1(a)	Monthly Immunization Coverage Number of Doses Administered (0-11 month) Children	25
4.1(b)	Monthly Immunization Coverage Number of Doses Administered (12-23 months) Children	27
4.1(c)	Monthly Immunization Coverage Number of T.T Doses Administered to Women	28
4.2	Monthly Report of HIV Treatment Centre	29
4.3(a)	Registered Veterinary Medical Practitioner with PVMC	30
4.3(b)	Registered Animal Husbandry Graduate with PVMC	31
4.4	Tuberculosis Report (FTI)	32
5.	<b>MANUFACTURING</b>	
5.1	Quantum Index Numbers of Large-scale Manufacturing Industries	33
5.2	Production of Manufacturing Items	35
6.	<b>MONEY &amp; CREDIT</b>	
6.1	Reserve Money	49
7.	<b>PRICE</b>	
7.1	Price Indices (General) with Percentage Change	53
7.2	Combined Sensitive Price Indicator (SPI) by Quantile	54
7.3	Combined Consumer Price Index Numbers by Commodity Groups	55
7.4	Consumer Price Index Numbers by Major Groups and Selected Commodities	56
7.5	Combined Consumer Price Index Numbers by Quantile and Major Commodity Groups	58
7.6	Combined Consumer Price Index Numbers by Quantile, Major Commodity Group for Selected Cities	59
7.7	Combined Consumer Price Index Numbers by Income Group/City and Commodity Group for all Centres Covered in CPI	62
7.8	Index Numbers of Wholesale Prices by Commodity Groups	63
7.9	Index Numbers of Wholesale Prices by Commodities	64
7.10	Intercity Wholesale Prices of Selected Commodities	74
7.11	Intercity Consumer Prices	116

Contd.

<b>8.</b>	<b>PUBLIC FINANCE</b>	
8.1	Customs Revenue Receipts	173
<b>9.</b>	<b>SOCIAL</b>	
9.1	Data on Traffic Accidents	177
9.2	Data on Telecommunication	180
9.3	Visitors at Archaeological Museums in Pakistan	181
9.4	Visitors at Heritage Sites in Pakistan	182
<b>10.</b>	<b>TRADE</b>	
10.1	Value of Foreign Trade	183
10.2	Exports by Commodity/Group	184
10.3	Imports by Commodity/Group	186
10.4	Exports of Selected Commodities in Dollars	187
10.5	Exports of Selected Commodities in Rupees	189
10.6	Imports of Selected Commodities in Dollars	191
10.7	Imports of Selected Commodities in Rupees	193
10.8	Exports by Economic Categories (Summary)	195
10.9	Exports by Economic Categories (Details)	196
10.10	Imports by Economic Categories (Summary)	197
10.11	Imports by Economic Categories (Details)	198
10.12	Exports by Areas and Countries/Territories	275
10.13	Re-exports by Areas and Countries/Territories	279
10.14	Imports by Areas and Countries/Territories	281
10.15	Re-imports by Areas and Countries/Territories	286
10.16	Annual and Quarterly Terms of Trade and Unit Value Indices of Exports and Imports (1990-91=100)	288
10.17	Index Numbers of Unit Value of Exports by Groups (1990-91=100)	289
10.18	Index numbers of unit value of imports by groups (1990-91=100)	290
10.19	Index Numbers of Quantum of Exports by Groups (1990-91=100)	291
10.20	Index Numbers of Quantum of Imports by Groups (1990-91=100)	292
10.21	Trade in Services (Summary)	293
10.22	Export of Services by Sector (Detail) Monthly	294
10.23	Import of Services by Sector (Detailed) Monthly	296
10.24	Import of Services by Sector (Detailed) Monthly	298
10.25	Import of Services by Sector (Detail) (Cumulative)	300

**Regional and Field Offices of Pakistan Bureau of Statistics**

**Symbols, Abbreviations and Conversions**

**Selected Publications of Pakistan Bureau of Statistics**

**Sale Centres where PBS Publications are available**

---

# KEY INDICATORS

## YEARLY

### ECONOMIC INDICATORS

(2017- 2018)

1	Inflation	3.92%
2	Balance of Trade	(-) \$ 37.583billion
3	Value of Exports	\$ 23.212 billion
4	Value of Imports	\$ 60.795 billion
5	Total Workers Remittances	\$ 19622.7 million
6	Reserve Money	Rs.4387828 million
7	Currency in Circulation	Rs.5484630 million
8	Consumer Price Index (CPI with Base 2007-2008)	220.62
9	Agricultural Sector Growth (P)	3.81%
10	Industrial Sector Growth (P)	5.80%
11	Services Sector Growth (P)	6.43%
12	GDP Growth Rate at Constant Basic Prices (Real) (P)	5.79%
13	GNI Growth Rate at Constant Prices (P)	5.33%
14	Per Capita Income (P)	\$ 1640
15	Large Scale Manufacturing Sector (LSMI) Growth	5.38%
16	Quantum Index Number (LSMI with Base 2005-2006)	147.07
17	Imports Duty	Rs.66440.72 million
18	Exports Duty	Rs.180.29 million
19	Foreign Exchange Reserves	\$ 17550 million
20 *	Overall Balance of Payment Surplus/Deficit	\$ -12439 million

### SOCIAL INDICATORS

1 **	Population (2017)	207.774520 million
	Male	106.49 million
	Female	101.31 million
2	Natural Growth Rate (PDS- 2007)	1.88%
3 **	Population Growth Rate (2016)	1.89%
4	Dependency Ratio (PDS-2007)	81.5
5 ***	Mean Size of Household (2012-13)	6.3

\* BOP as per BPM6 in million USD.

\*\* Economic Survey

\*\*\* PSLM Survey



## IV

### MONTHLY ECONOMIC INDICATORS

#### March, 2019

1	Value of Exports	\$ 1974.337 million
2	Value of Imports	\$ 4116.047 million
3	Balance of Trade	(-)\$ 2141.710 million

#### April, 2019

1	Growth in Quantum Index Manufacturing (LSMI)	-3.78%
2	Quantum Index of Manufacturing (LSMI with Base 2005-2006)	135.95
3	Consumer Price Index (CPI with Base 2007-08)	244.03
4	Wholesale Price Index (WPI with Base 2007-08)	259.57
5	Sensitive Price Indicator (SPI with Base 2007-08)	229.84
6	Growth Rate	
	A. CPI	1.26%
	B. WPI	2.33%
	C. SPI	0.89%
7	Exports Duty	Rs.143.58 million
8	Imports Duty	Rs.45915.69 million
9	Reserve Money	Rs.5972613 million
10	Currency in Circulation	Rs.4777295 million
11	Exchange Rate of Pak Rupees in terms of one unit US Dollar	1 \$ =Rs.141.164561
12	Total Workers Remittances (including Hajj & War Compensation)	\$1778.90 million

---

Source: i) Pakistan Bureau of Statistics.  
ii) State Bank of Pakistan.  
iii) Economic Survey of Pakistan.

## 1. BALANCE OF PAYMENT

### 1.1 Country Wise Workers Remittances (Including Hajj and War Compensation)

(Provisional)  
(Million US Dollars)

Item	Apr, 2018	May, 2018	Jun, 2018	Jul, 2018
I. Cash	1650.59	1771.24	1594.41	1981.73
1 USA	240.39	276.55	248.79	291.87
2 UK	232.58	254.31	245.10	298.51
3 Saudi Arabia	399.56	432.05	336.61	437.48
4 UAE	358.28	369.92	340.55	446.25
Dubai	252.01	258.13	237.24	310.09
Abu Dhabi	103.31	107.96	100.01	132.07
Sharjah	2.56	3.33	2.84	3.76
Other	0.40	0.50	0.46	0.33
5 Other GCC Countries	167.68	178.96	163.53	199.30
Bahrain	22.79	25.16	22.02	28.78
Kawait	64.28	66.16	63.72	75.80
Qatar	29.90	34.94	28.72	39.97
Oman	50.71	52.70	49.07	54.76
6 EU Countries	54.74	60.31	62.14	64.96
Germany	10.32	10.65	12.17	11.71
France	4.37	4.67	4.87	5.26
Netherland	0.56	0.83	0.63	0.52
Spain	10.24	12.24	12.10	15.76
Italy	7.80	8.68	9.39	11.75
Greece	2.97	3.21	3.39	3.79
Sweden	1.56	1.78	1.59	1.48
Denmark	1.14	1.34	1.09	1.17
Ireland	14.13	15.24	15.39	11.83
Belgium	1.65	1.67	1.52	1.69
7 Malaysia	110.07	117.66	100.10	140.73
8 Norway	5.13	4.20	4.42	4.05
9 Switzerland	1.86	2.20	2.18	2.41
10 Australia	16.66	20.73	18.52	20.00
11 Canada	17.64	20.88	19.13	16.60
12 Japan	5.89	1.79	1.53	1.58
13 Other Countries	40.11	31.68	51.81	57.98
II. Encashment and Profit in Pak. Rs. of Foreign Exchange Bearer Certificates(FEBCs) and Foreign Currency Bearer Certificate(FCBCs)	0.00	0.00	0.00	0.00
<b>TOTAL ( I + II )</b>	<b>1650.59</b>	<b>1771.24</b>	<b>1594.41</b>	<b>1981.73</b>

Contd.

**1.1 Country Wise Workers Remittances  
(Including Hajj and War Compensation)**

(Provisional)  
(Million US Dollars)

Item	Aug, 2018	Sep, 2018	Oct, 2018	Nov, 2018
I. Cash	2089.41	1486.47	2060.37	1664.01
1 USA	330.40	240.49	325.19	268.32
2 UK	294.90	216.75	322.30	246.78
3 Saudi Arabia	465.53	360.16	494.53	395.12
4 UAE	473.11	308.13	419.41	350.35
Dubai	321.51	206.55	281.20	232.81
Abu Dhabi	146.95	98.36	134.05	113.76
Sharjah	3.99	2.88	3.77	2.60
Other	0.65	0.34	0.39	1.18
5 Other GCC Countries	193.17	134.49	200.87	153.51
Bahrain	28.33	21.61	31.91	23.77
Kawait	70.65	46.99	70.67	53.32
Qatar	34.69	23.00	34.92	29.82
Oman	59.50	42.89	63.37	46.61
6 EU Countries	59.69	41.14	57.42	42.22
Germany	12.92	9.18	10.49	9.32
France	5.56	4.33	5.07	4.22
Netherland	0.65	0.45	0.60	0.48
Spain	14.68	9.45	19.01	9.25
Italy	11.19	7.13	9.19	7.11
Greece	4.77	3.72	4.01	3.86
Sweden	1.75	1.24	1.50	1.27
Denmark	1.49	1.12	1.46	1.20
Ireland	4.86	3.04	4.33	3.93
Belgium	1.81	1.46	1.76	1.58
7 Malaysia	148.74	105.75	142.49	120.34
8 Norway	4.27	3.08	4.09	3.12
9 Switzerland	3.30	2.99	2.45	2.69
10 Australia	21.68	16.24	25.42	22.41
11 Canada	21.31	14.69	19.76	16.07
12 Japan	1.75	1.12	1.80	1.33
13 Other Countries	71.56	41.45	44.64	41.74
II. Encashment and Profit in Pak. Rs. Of Foreign Exchange Bearer Certificates(FEBCs) and Foreign Currency Bearer Certificate(FCBCs)	0.00	0.00	0.00	0.00
<b>TOTAL ( I + II )</b>	<b>2089.41</b>	<b>1486.47</b>	<b>2060.37</b>	<b>1664.01</b>

Contd.

### 1.1 Country Wise Workers Remittances (Including Hajj and War Compensation)

(Provisional)  
(Million US Dollars)

Item	Dec, 2018	Jan, 2019	Feb, 2019	Mar, 2019	Apr, 2019
I. Cash	1748.78	1743.25	1576.49	1745.80	1778.90
1 USA	276.30	272.32	240.80	271.11	269.56
2 UK	267.89	295.13	251.99	281.26	280.02
3 Saudi Arabia	414.84	403.92	370.04	405.87	427.82
4 UA	351.34	352.12	335.65	378.13	372.43
Dubai	228.38	225.94	227.06	254.28	245.36
Abu Dhabi	119.15	121.56	104.79	118.59	120.38
Sharjah	2.24	2.65	1.74	3.44	4.68
Other	1.57	1.97	2.06	1.82	2.01
5 Other GCC Countries	174.52	166.50	152.25	167.80	175.44
Bahrain	28.30	27.24	25.18	28.48	29.59
Kawait	61.43	56.83	50.23	54.80	58.54
Qatar	31.56	30.20	27.42	30.14	33.30
Oman	53.22	52.24	49.42	54.38	54.01
6 EU Countries	47.48	42.89	37.70	44.21	48.19
Germany	11.87	10.31	7.80	8.73	8.93
France	4.65	4.67	4.09	4.77	5.72
Netherland	0.55	0.47	0.46	0.60	0.65
Spain	10.58	8.42	8.09	10.84	11.69
Italy	8.59	7.88	7.32	8.13	8.86
Greece	4.12	3.35	2.99	3.35	4.05
Sweden	1.30	1.52	1.07	1.55	1.42
Denmark	0.90	1.49	1.23	1.32	1.16
Ireland	3.25	2.90	2.71	3.26	3.83
Belgium	1.66	1.89	1.94	1.66	1.88
7 Malaysia	129.36	120.21	109.81	121.29	123.96
8 Norway	3.11	3.49	2.95	3.30	2.94
9 Switzerland	2.75	1.72	1.72	1.85	2.29
10 Australia	21.93	19.20	16.54	17.91	19.03
11 Canada	15.45	15.99	14.52	14.95	17.73
12 Japan	1.64	1.30	1.40	1.58	1.91
13 Other Countries	42.19	48.44	41.12	36.54	37.58
II. Encashment and Profit in Pak. Rs. of Foreign Exchange Bearer Certificates(FEBCs) and Foreign Currency Bearer Certificate(FCBCs)	0.00	0.00	0.00	0.00	0.00
<b>TOTAL ( I + II )</b>	<b>1748.78</b>	<b>1743.25</b>	<b>1576.49</b>	<b>1745.80</b>	<b>1778.90</b>

Note: Item has been revised / extended by the State Bank of Pakistan.

Source: State Bank of Pakistan.

## 1.2 Month Wise Workers Remittances

(Million US \$)

Monthly Cash Inflow (Including Foreign Exchange Bearer Certificates & Foreign Currency Bearer Certificates)	2017-18	2016-2017	YOY growth (percent)	
			2017-18	2016-17
July.	1541.67	1360.28	13.33	-18.23
Aug.	1,954.46	1767.73	10.56	15.75
Sep.	1,293.88	1,612.36	-19.75	-9.17
Oct.	1,654.45	1,561.02	5.99	1.29
Nov.	1,576.72	1,618.35	-2.57	3.40
Dec.	1,723.57	1,585.37	8.72	-1.90
Jan.	1,638.72	1,488.37	10.10	1.50
Feb.	1,450.17	1,417.06	2.34	-6.89
Mar.	1,772.77	1,694.49	4.62	-0.97
Apr.	1,650.59	1,538.94	7.25	-7.09
May.	1,771.24	1,867.15	-5.14	3.76
Jun.	1,594.41	1,840.28	-13.36	-11.23
Jul.- Jun.	19,622.65	19,351.40	1.40	-2.84
Monthly average for period Jul.- Jun.	1,635.22	1,612.62	3.00	-0.59
Monthly Cash Inflow (Including Foreign Exchange Bearer Certificates & Foreign Currency Bearer Certificates)	2018-19	2017-18	YOY growth (percent)	
			2018-19	2017-18
July.	1981.73	1555.65	27.39	14.36
Aug.	2,089.41	1,975.04	5.79	11.73
Sep.	1,486.47	1,314.10	13.12	-18.50
Oct.	2,060.37	1,677.02	22.86	7.43
Nov.	1,664.01	1,596.47	4.23	-1.35
Dec.	1,748.78	1,745.75	0.17	10.12
Jan.	1,743.25	1,662.26	4.87	11.68
Feb.	1,576.49	1,473.07	7.02	3.95
Mar.	1,745.80	1,803.60	-3.20	6.44
Apr.	1,778.90	1,678.87	5.96	9.09
May.		1,804.10		-3.38
Jun.		1,627.65		-11.55
Jul.- Apr.,	17,875.21	19,913.58		2.91
Monthly average for period Jul.- Apr.,	1,787.52	1,659.47		

### 1.3 Exchange Rates Pak. Rupees in Terms of One Unit of Foreign Currency

S. No.	Country/ Organization	Currency	Apr., 2018	May, 2018	Jun., 2018	Jul., 2018	Aug., 2018
1	Australia	Dollar	88.7700	86.8406	89.1900	92.0327	90.7433
2	Bahrain	Dinar	305.2269	305.1128	313.2646	327.3861	327.1277
3	Canada	Dollar	90.6755	89.7153	90.6325	94.6247	94.9883
4	China	Yuan	18.3511	18.1258	18.3859	18.5468	18.0941
5	Denmark	Krone	19.0616	18.3316	18.6794	19.5194	19.2181
6	E.M.U.	Euro	141.7252	136.3883	138.8810	145.2370	142.9756
7	Hong Kong	Dollar	14.7355	14.7274	15.1877	15.8735	15.8021
8	I.M.F.	SDR	167.6850	164.6715	169.1380	175.6920	172.9966
9	India	Rupee	1.7608	1.7134	1.7644	1.8200	1.7825
10	Japan	Yen	1.0732	1.0525	1.0814	1.1153	1.1133
11	Kuwait	Dinar	385.1682	383.0230	394.0972	411.7862	409.1632
12	Malaysia	Ringgit	29.7433	29.1716	29.7865	30.7857	30.2986
13	Newzeland	Dollar	83.7360	80.2718	82.7231	84.5737	82.6614
14	Norway	Krone	14.7503	14.2775	14.6967	15.3412	14.9053
15	Oman	Riyal	300.1124	300.0466	309.1130	323.6928	322.0604
16	Qatar	Riyal	31.7349	31.7414	32.7327	34.2479	34.0568
17	Singapore	Dollar	87.8001	86.2107	88.2782	91.2221	90.4782
18	Sweden	Krona	13.6971	13.1978	13.5402	14.1125	13.708
19	Switzerland	Franc	119.3386	115.7219	120.1867	124.9566	125.1128
20	Saudi Arabia	Riyal	30.7909	30.7875	31.7254	33.1663	33.0218
21	U.A.E.	Dirham	31.4397	31.4370	32.3858	33.8594	33.7147
22	U.K.	Sterling (Pound)	162.5264	155.4005	157.9292	163.6617	159.467
23	U.S.A.	Dollar	115.4216	115.4469	118.9055	124.3534	123.7896

Contd.

### 1.3 Exchange Rates Pak. Rupees in Terms of One Unit of Foreign Currency

S. No.	Country/ Organization	Currency	Sep., 2018	Oct., 2018	Nov., 2018	Dec., (R) 2018	Jan., 2019	Feb., 2019	Mar., 2019	Apr., 2019
1	Australia	Dollar	89.2059	92.6783	96.7086	99.3550	99.0532	98.8079	98.4883	100.3200
2	Bahrain	Dinar	328.1612	344.4218	353.2416	365.8707	366.7209	366.2486	368.0151	373.2264
3	Canada	Dollar	95.0455	100.2901	101.2158	103.1219	104.1793	104.8179	104.1511	105.5001
4	China	Yuan	18.1132	18.8544	19.2512	20.1173	20.4427	20.5730	20.7521	21.0370
5	Denmark	Krone	19.4065	20.1352	20.3735	21.1290	21.2391	21.0741	21.1014	21.2655
6	E.M.U.	Euro	144.4933	149.7243	151.6553	157.4476	158.3463	157.0665	157.2492	158.5339
7	Hong Kong	Dollar	15.8526	16.6787	17.0868	17.7270	17.6981	17.6629	17.7421	18.0038
8	I.M.F.	SDR	173.9472	182.4621	185.4778	192.0806	193.4625	192.9652	193.8787	196.0081
9	India	Rupee	1.7175	1.7826	1.8648	1.9584	1.9617	1.9468	2.0046	2.0346
10	Japan	Yen	1.109	1.1553	1.1776	1.2324	1.2734	1.2548	1.2516	1.2642
11	Kuwait	Dinar	410.075	430.4586	440.0111	455.7799	457.7750	456.4674	458.5132	464.2160
12	Malaysia	Ringgit	29.9929	31.4002	31.9347	33.2171	33.7184	33.9929	34.1415	34.3322
13	Newzeland	Dollar	81.7529	85.2873	90.4865	94.5102	93.9680	94.6292	95.0382	94.8483
14	Norway	Krone	15.0261	15.8424	15.7989	16.0839	16.2305	16.1419	16.1978	16.5019
15	Oman	Riyal	322.5792	339.0441	347.3837	359.8519	360.4485	359.9184	361.7213	366.8455
16	Qatar	Riyal	34.1128	35.8825	36.7481	38.0597	38.1066	38.0633	38.2532	38.7834
17	Singapore	Dollar	90.4507	94.5821	97.0951	101.0504	102.4251	102.3288	102.7866	104.0797
18	Sweden	Krona	13.8421	14.4551	14.7667	15.3332	15.4520	14.9822	14.9987	15.1570
19	Switzerland	Franc	128.0997	131.2568	133.2836	139.4843	140.2429	138.2515	139.0361	140.0859
20	Saudi Arabia	Riyal	33.0959	34.7818	35.6034	36.9210	36.9839	36.9438	37.1160	37.6404
21	U.A.E.	Dirham	33.793	35.5127	36.3621	37.7065	37.7660	37.7185	37.8907	38.4286
22	U.K.	Sterling (Pound)	161.6097	169.6111	172.2536	175.2696	178.6763	180.0221	183.3356	183.8920
23	U.S.A.	Dollar	124.0816	130.3831	133.5041	138.4713	138.6951	138.5307	139.1663	141.1646

Note: Euro, a common currency of the 11 member countries of European Economic and Monetary Union (EMU) was introduced with effect from 1st January, 1999.

Source: State Bank of Pakistan.

## 2. CLIMATE

### 2.1 Temperature at Selected Stations

(In centigrade)

Stations	Murree		Rawalpindi/Islamabad		Jhelum		Lahore		Sargodha	
Height in meters above sea level	2167		507		232		213		187	
	Max.	Min.	Max.	Min.	Max.	Min.	Max.	Min.	Max.	Min.

Month:

May. 2017	23.8	13.8	36.0	20.2	39.2	23.9	38.9	25.9	38.9	24.9
Jun. 2017	24.3	15.1	36.0	22.8	38.2	24.9	36.9	26.2	38.3	26.3
July. 2017	22.9	15.8	34.3	24.4	36.0	26.3	35.6	27.0	36.5	27.6
Aug. 2017	23.2	15.4	33.6	23.4	35.3	25.9	35.4	26.8	36.9	27.7
Sep. 2017	22.8	13.8	33.5	20.4	35.6	23.6	35.0	24.1	35.4	24.5
Oct. 2017	22.7	12.5	32.1	14.5	34.5	18.2	34.2	20.8	34.4	20.4
May. 2018	23.0	13.2	34.9	21.4	38.9	22.8	39.3	25.9	38.3	24.0
Jun. 2018	25.9	16.7	38.9	26.4	40.5	27.4	38.4	27.3	38.7	27.2
July. 2018	23.2	16.0	34.8	24.3	35.8	26.7	34.5	26.5	35.6	26.8
Aug. 2018	23.1	16.8	33.5	24.3	35.7	26.5	35.9	28.1	37.1	28.6
Sep. 2018	22.5	14.6	32.9	21.4	35.5	23.9	34.7	25.3	36.8	25.3
Oct. 2018	19.3	9.6	28.7	13.0	32.6	16.7	32.1	19.9	32.5	19.1

Stations	Faisalabad		Multan		Bahawalpur		Hyderabad		Nawabshah	
Height in meters above sea level	183		122		116		40		37	
	Max.	Min.	Max.	Min.	Max.	Min.	Max.	Min.	Max.	Min.

Month:

May. 2017	39.8	26.1	41.4	28.4	41.9	26.4	42.0	26.1	44.6	26.0
Jun. 2017	38.4	26.8	38.9	28.1	39.2	27.6	39.2	27.7	43.6	27.9
July. 2017	37.1	28.0	38.5	29.6	39.3	28.7	36.6	26.9	40.6	27.4
Aug. 2017	37.2	27.6	37.5	28.7	38.1	27.9	36.4	26.1	40.4	26.9
Sep. 2017	36.0	24.3	36.7	26.3	37.6	24.9	36.4	24.4	38.6	25.2
Oct. 2017	34.9	19.9	35.4	20.6	36.4	19.6	38.6	22.5	40.0	20.0
May. 2018	39.4	25.0	40.1	26.0	40.2	25.4	43.0	26.0	45.7	27.0
Jun. 2018	39.1	27.3	41.1	29.3	40.9	28.5	39.8	26.8	44.2	27.6
July. 2018	36.4	27.2	38.5	29.9	38.6	28.3	37.3	26.4	41.2	27.5
Aug. 2018	37.2	28.3	37.3	29.0	37.9	27.9	35.6	25.0	40.3	26.5
Sep. 2018	36.1	25.0	36.3	26.5	36.6	25.0	36.4	23.2	39.8	24.4
Oct. 2018	32.4	18.7	33.6	20.3	34.4	18.8	37.5	21.3	38.3	19.4

Contd.



## 2.1 Temperature at Selected Stations

(In centigrade)

Stations	Jacobabad		Karachi A.P.		Peshawar		D.I.Khan		Saidu Sharif		Gilgit	
Height in meters above sea level	55		21		359		173		961		1459	
	Max.	Min.	Max.	Min.	Max.	Min.	Max.	Min.	Max.	Min.	Max.	Min.

Month:

May. 2017	45.0	28.3	36.1	27.8	37.8	24.4	41.4	24.7	34.0	17.8	31.2	13.8
Jun. 2017	43.2	29.7	36.2	29.3	38.1	25.9	40.5	25.7	35.9	21.2	33.9	16.2
July. 2017	40.0	29.8	33.1	27.7	36.4	26.8	39.1	26.5	34.2	22.3	34.3	19.2
Aug. 2017	38.5	28.8	33.7	27.1	35.5	25.7	39.3	27.1	34.1	20.6	N.R	N.R
Sep. 2017	37.4	26.0	34.4	26.2	35.3	23.0	37.7	23.9	32.7	16.2	N.R	N.R
Oct. 2017	36.4	20.7	36.6	23.5	32.6	18.9	35.5	19.5	30.8	12.2	N.R	N.R
May. 2018	44.2	27.8	38.7	27.7	34.6	21.6	40.1	24.3	30.5	15.4	28.0	12.4
Jun. 2018	45.6	29.0	35.4	28.8	39.9	26.5	41.6	27.5	35.7	18.5	34.0	16.6
July. 2018	41.3	28.6	33.8	28.1	36.7	24.6	39.6	27.4	33.3	20.8	34.7	18.7
Aug. 2018	38.7	27.2	31.9	26.3	36.2	25.6	40.3	28.3	34	20.8	36.6	18.3
Sep. 2018	36.9	25.9	32.7	25.5	35.8	22.2	38.5	25.0	32.4	17.0	31.6	13.2
Oct. 2018	35.1	20.0	36.9	23.0	29.7	14.0	33.8	18.1	26.7	9.6	24.0	5.1

Stations	Quetta (Samungli)		Zhub (Fortsandeman)		Khuzdar		Punjabur		Dalbadin	
Height in meters above sea level	1600		1405		1231		980		848	
	Max.	Min.	Max.	Min.	Max.	Min.	Max.	Min.	Max.	Min.

Month:

May. 2017	32.9	13.8	35.0	20.7	37.9	20.1	40.2	24.0	41.5	18.4
Jun. 2017	36.8	18.4	37.1	21.3	40.4	23.9	42.0	26.4	44.8	19.8
July. 2017	37.4	19.7	37.1	21.4	36.9	24.8	39.7	25.4	44.3	21.4
Aug. 2017	35.5	16.0	36.9	22.1	36.7	24.6	38.0	22.2	41.9	21.5
Sep. 2017	32.5	12.7	33.6	17.6	35.3	21.2	35.2	19.7	38.6	17.4
Oct. 2017	27.4	5.6	29.6	14.1	31.9	18.4	34.4	17.2	35.5	14.5
May. 2018	30.1	16.6	32.3	19.3	35.0	21.5	38.8	23.0	38.0	21.9
Jun. 2018	36.3	21.0	37.6	23.2	40.8	24.4	42.5	27.1	44.1	26.5
July. 2018	37.8	21.1	36.2	24.1	38.1	26	40.9	25.8	44.4	27.1
Aug. 2018	37.1	19.0	37.5	25.0	36.2	25.3	38.3	23.6	42.5	25.2
Sep. 2018	32.8	11.9	33.7	20.8	35.0	21.3	36.1	20.5	38.5	18.0
Oct. 2018	25.3	6.1	27.2	14.7	29.7	15.8	31.0	15.5	32.1	12.5

Source: Pakistan Meteorological Department, Karachi.

## 2.2 Rainfall at Selected Stations

(In millimeters)

Stations	Murree	Rawalpindi/ Islamabad	Jhelum	Lahore	Sargodha	Faisal- abad	Multan	Bahawal- pur	Hyder- abad	Nawab- shah	Jaco- abad
Height in meters above sea level	2167	507	232	213	187	183	122	116	40	37	55

Year/month

2013	1451.5	1732.0	924.0	1109.0	362.0	378.0	157.0	148.0	74.0	86.0	345.0
2014	1228.6	1139.0	939.3	800.6	401.3	401.8	247.3	67.9	25.4	67.0	21.3
2015	2416.8	1477.0	848.0	856.0	588.0	512.0	395.0	498.0	114.0	120.0	148.0
2016	1313.8	1044.0	890.0	801.0	744.0	427.0	196.0	112.0	166.0	143.0	46.0
2017	1351.5	974.2	998.4	628.1	502.9	327.6	237.9	143.9	121.8	98.5	79.0
May. 2017	29.0	21.0	31.7	9.9	46.0	2.0	0.0	17.0	0.0	0.0	11.0
Jun. 2017	212.8	145.9	87.2	201.2	52.0	77.2	81.7	66.1	14.0	24.0	9.2
July. 2017	209.6	284.6	259.3	149.1	89.3	92.0	29.8	25.6	27.0	26.1	15.0
Aug. 2017	262.8	160.8	311.9	70.3	116.6	37.6	56.2	0.0	70.0	43.0	0.0
Sep. 2017	56.4	92.0	66.1	52.2	69.4	49.6	12.2	8.0	Tr	2.0	Tr
Oct. 2017	13.0	7.0	0.0	0.0	0.0	0.0	0.0	0.0	0.0	0.0	0.0
May. 2018	89.5	39.8	35.3	10.8	32.0	13.0	6.6	8.0	0.0	0.0	0.0
Jun. 2018	90.6	68.4	44.3	115.6	80.0	125.3	14.0	19.0	1.0	Trace	5.0
July. 2018	455.3	373.6	206.2	341.7	258.3	123.8	1.4	57.0	1.0	2.0	0.0
Aug. 2018	179.9	532.5	263.6	25.8	8.9	15.0	26.2	11.0	3.8	2.7	0.0
Sep. 2018	93.2	105.0	36.2	25.3	18.0	33.0	0.0	0.0	3.0	0.0	0.0
Oct. 2018	94.3	31.0	10.4	0.0	6.0	1.0	0.0	0.0	Trace	0.0	0.0

Contd.

## 2.2 Rainfall at Selected Stations

(In millimeters)

Stations	Karachi Airport	Peshawar	D.I. Khan	Saidu Sharif	Gilgit	Quetta (Samungli)	Zhob (Fort sandeman)	Khuzdar	Punjgoor	Dalbadin
Height in meters above sea level	21	359	173	961	1459	1600	1405	1231	980	848

Year/month

2013	169.0	551.0	327.0	954.3	153.5	53.0	66.0	479.0	101.0	23.0
2014	30.7	326.3	249.7	660.0	107.0	97.0	173.7	201.9	61.8	17.3
2015	53.0	1387.0	477.0	1062.2	144.0	153.0	364.0	147.0	61.0	47.0
2016	168.0	355.0	271.0	221.3	142.2	89.0	167.0	41.0	45.0	41.0
2017	232.2	503.0	N.R	794.4	N.R	149.4	N.R	228.5	39.0	41.8
May. 2017	0.0	5.1	1.1	32.0	43.4	0.6	6.0	8.0	15.0	0.0
Jun. 2017	58.9	42.0	53.0	28.1	10.1	0.0	2.0	47.0	0.0	0.0
July. 2017	33.2	77.0	48.0	97.0	10.4	0.0	47.0	78.8	0.0	0.0
Aug. 2017	65.6	66.0	77.0	141.0	N.R	0.0	33.0	14.7	0.0	0.0
Sep. 2017	26.4	36.0	Tr	55.5	N.R	0.0	2.0	0.0	0.0	0.0
Oct. 2017	0.0	0.0	0.0	1.0	N.R	0.0	0.0	0.0	0.0	0.0
May. 2018	0.0	89.0	4.0	91.0	12.3	Tr.	10.0	0.5	0.0	1.6
Jun. 2018	Tr.	14.0	11.0	99.0	2.9	0.0	35.0	13.4	0.0	0.0
July. 2018	Tr.	122.0	25.0	175.0	17.7	0.0	32.0	46.0	4.0	1.0
Aug. 2018	0.8	24.6	Tr.	50.5	9.7	0.0	9.0	29.3	0.0	0.0
Sep. 2018	Tr.	19.0	Tr.	19.0	5.6	0.0	17.0	3.0	0.0	0.0
Oct. 2018	0.0	29.0	0.0	53.6	10.8	Tr.	0.0	0.0	0.0	0.0

N.R = Not received

TR = Trace (Rainfall less than 0.1 mm)

Source: Pakistan Meteorological Department, Karachi.

# ENERGY & MINING

## 3.1 Production of Crude Oil

Unit: Barrels

Company	Field	July, 2018	Aug, 2018	Sep, 2018	Oct, 2018	Nov, 2018	Dec, 2018	Jan, 2019	Feb, 2019	Mar, 2019	July- Mar Total	
<b>Punjab</b>												
OGDCL	Bhalsyedan	304	326	338	335	474	417	424	394	422	3434	
	Chak Naurang	10165	11100	10800	10720	10355	10485	10705	9465	10491	94286	
	Dakhni	18433	16131	12895	18525	18285	15910	13707	14865	15625	144376	
	Dhodak	982	946	913	943	855	874	855	783	849	8000	
	Fimkassar	4960	4820	3990	4185	4050	4340	4340	3960	4650	39295	
	Kal	4800	5122	11152	12055	12200	12710	12505	10900	12252	93696	
	Missakiswal	1550	1445	1427	1368	1350	1445	1600	1260	1420	12865	
	Rajian	54059	56020	53050	54270	55660	53060	58110	46596	54457	485282	
	Soghri	3165	2464	1245	4745	3905	3905	1400	1185	2065	24079	
	Sadkal	848	1360	1315	1492	1438	1561	1060	890	1627	11591	
	Toot	7128	7123	6952	7177	6973	7421	7422	6607	4995	61798	
	Sub-Total	106394	106857	104077	115815	115545	112128	112128	96905	108853	978702	
	OPL	Bhangali	145	141	169	122	121	148	148	115	137	1246
		Dhurnal	1187	1785	1601	5936	6728	2252	2527	2431	2315	26762
Ratana		5697	5326	5055	5092	4140	3651	4720	3949	4046	41676	
Sub-Total		7029	7252	6825	11150	10989	6051	7395	6495	6498	69684	
POL	Balkassar	10269	10118	9691	9395	9879	9973	9852	9070	8796	87043	
	Dhulian	4071	3483	3208	3576	3561	3413	3150	2853	2966	30281	
	Khaur	3211	719	2938	1758	1072	1970	1006	2312	687	15673	
	Joyamir	1448	1079	1409	1262	1245	1267	1255	1166	1286	11417	
	Jhandial	15081	13714	19602	27999	27358	27566	27401	13035	15575	187331	
	Minwal	2574	2655	2602	2685	1823	3473	3446	2953	3085	25296	
	Meyal	8488	8629	8162	8566	8205	8749	8705	7804	8618	75926	
	Pariwali	8673	8864	8773	8745	8399	8548	8049	7832	8509	76392	
	Pindori	5167	5030	4925	8567	5712	5634	5299	4837	5274	50445	
	Turkwal	799	747	717	706	683	680	675	589	653	6249	
Sub-Total	59781	55038	62027	73259	67937	71273	68838	52451	55449	566053		
MPCL	Ghuri	11413	11070	4830	-	0	0	4982	6985	7810	47090	
	Halini	17000	16425	16098	16483	15573	15288	14481	11894	12685	135927	
	Halini Deep	23680	23413	21712	21461	20343	20661	20195	16053	20061	187579	
	Kalabagh	3593	3748	3351	3476	3268	3546	3306	2770	2961	30019	
	Sub-Total	55686	54656	45991	41420	39184	39495	42963	37702	43517	400614	
PPL	Adhi	273536	265821	233639	302581	310184	309810	298252	260594	285716	2540133	
	Sub-Total	273536	265821	233639	302581	310184	309810	298252	260594	285716	2540133	
DEWAN	Rodho Salsabil	1408	1099	1507	1737	1758	1762	1616	1282	1305	13474	
	Sub Total	1408	1099	1507	1737	1758	1762	1616	1282	1305	13474	
	Punjab Total	503834	490723	454066	545962	545597	540519	531192	455429	501338	4568660	
<b>Sindh</b>												
OPPL	Zamzama	6466	6719	6251	5967	5347	5198	4946	4401	4996	50291	
	Sub-Total	6466	6719	6251	5967	5347	5198	4946	4401	4996	50291	
UEPL	Aassu	5792	3774	0	610	4940	5280	7514	4769	4867	37546	
	Ali	35	0	0	0	45275	0	0	0	0	45310	
	Bari	45719	43950	38736	37838	0	69402	90734	77478	84281	488138	
	Bijoro	9762	5140	5031	4768	3504	3769	2159	2537	2964	39634	
	Bukhari Deep	819	367	491	1021	2970	3065	3300	3237	2737	18007	
	Bukhari North	0	0	0	0	0	527	255	4	0	786	
	Dabhi ( South)	13456	12481	12191	11893	540	9162	9257	8980	8138	86098	
	Dabhi (North)	1161	0	0	2407	10325	0	0	0	0	13893	
	Gharo	79	324	341	1307	0	58	1176	1338	752	5375	
	Gomani	0	0	0	0	955	311	0	0	1	1267	
	Guni	464	92	16	598	496	0	0	0	0	1666	
	Gulsher	--	--	2383	0	0	42433	39866	33331	30552	148565	
	Ghunghro	644	548	577	15346	28625	1153	1405	1242	1402	50942	
	Hayat	439	24509	7811	460	1194	6255	4027	3389	2829	50913	
	Halipotat	12477	9210	8073	4192	8729	7299	6923	6371	7031	70305	
	Hakro	0	19	0	7633	7724	0	0	0	0	15376	

Contd.

## 3.1 Production of Crude Oil

											Unit: Barrels
Company	Field	July, 2018	Aug, 2018	Sep, 2018	Oct, 2018	Nov, 2018	Dec, 2018	Jan, 2019	Feb, 2019	Mar, 2019	July- Mar Total
Jabo		2042	2018	1920	0	0	1956	1850	1545	1857	13188
Jagir		802	0	0	2032	1953	380	436	287	778	6668
Jan		1295	1682	1769	0	0	1843	1777	1497	1613	11476
Kamal North		5266	6443	6173	1778	1835	4808	5133	3922	3831	39189
Khaskeli		3716	3670	3827	5099	4887	3941	3802	3286	3425	35653
Khaskeli Down Thrown		779	755	698	3827	3215	552	732	615	569	11742
Khorewah		1758	2290	1214	675	587	546	446	1047	2717	11280
Korai		317	179	85	1792	811	82	98	155	122	3641
Kumbh		2887	2909	2912	38	50	3308	3081	3110	2934	21229
Laghari		1679	936	0	3049	3293	0	0	0	0	8957
Lodano		425	376	296	0	0	382	255	62	405	2201
Lodano Deep		1162	1120	937	380	323	1086	725	177	1172	7082
Mazari		24695	25020	23220	1106	923	46197	46506	38410	43825	249902
Makhdumpur		0	0	0	0	0	0	0	35	92	127
Meyun Ismail Deep		308	207	635	23038	22824	155	44	0	122	47333
Meyun Ismail		1137	762	172	171	151	594	892	915	932	5726
Maroja		---	---	---	---	532	1163	742	610	957	4004
Missri		212	68	55	653	439	0	0	0	0	1427
Mohano		11	11	551	4	0	0	0	0	0	577
Mohri		2	29	0	331	0	0	0	0	0	362
Muban		4258	4205	4603	0	0	4785	4872	3640	3438	29801
Murid		1828	2246	2172	4521	4126	1777	2336	1987	2464	23457
Naimat Basal 2X		684	534	556	1798	1990	128	0	0	46	5736
Naimat Basal		21690	0	0	467	457	0	0	0	0	22614
Naimat West		0	22139	21553	0	0	18879	20075	19085	20004	121735
North Akari		1167	1234	1220	17768	17862	1298	1332	1188	1295	44364
Paniro		958	1139	912	1316	1233	673	1307	1494	846	9878
Piaro Deep		215	177	159	759	533	195	185	186	151	2560
Rajani		19903	18853	18594	186	187	15134	18117	16341	17719	125034
Rahim 1 X		4531	6614	6517	17172	13811	101773	89921	69509	59370	369218
Rahim 2X		5722	5606	5525	74466	105573	0	0	0	0	196892
Rahim North		119	103	99	4492	2679	108	106	47	65	7818
Rawat		1594	1407	1477	83	95	871	135	0	0	5662
Rawal		0	0	0	0	0	0	0		192	192
Rawat North		3919	2364	1642	775	228	127	0	0	0	9055
Roshani		19343	13075	7796	1301	868	0	0	970	2303	45656
Sajan		939	1023	989	5034	2766	874	923	157	0	12705
Saleh		16835	16535	16438	821	815	6890	4931	2895	4613	70773
Sukhi		37	51	0	13536	5984	0	0	0	0	19608
Sukhi South		0	0	0	0	0	71983	65660	28124	13672	179439
Sakhi		1608	1767	1507	0	0	1385	1702	1785	1718	11472
Sakhi Deep		61	53	26	614	1111	0	54	4	0	1923
Sonro		2563	2759	1331	13	0	23208	8538	5858	6126	50396
South Buzdar Deep		4583	4015	2872	2307	3888	1930	2429	2468	2171	26663
South Mazari		7614	7753	7553	2860	2615	8108	6422	6467	8218	57610
South Mazari Deep		13061	13966	13424	8832	8571	12433	12665	12502	13242	108696
Sohrab		0	0	0	13828	13126	0	0	0	0	26954
Sohrab Deep		344	395	527	1691	1602	1842	1657	1978	1977	12013
Sheikhano		3860	3280	3014	3422	2862	2177	2410	2322	2654	26001
Sutiari Deep		7230	7141	6969	5761	5758	6068	6448	6163	9758	61296
Sumar Deep		811	974	938	694	1559	694	606	672	1003	7951
Salamat		5594	5736	5592	4613	4622	4471	4035	3854	4180	42697
Sahu		0	0	8	21	0	0	0	0	0	29
Thebo		1131	872	1044	620	807	900	713	816	1011	7914
Tando Ghulam Ali		60	0	0	0	0	0	0	0	0	60
Tangri		1438	1014	993	957	859	994	1266	1381	1233	10135
Tangri Deep		420	317	263	248	232	285	298	310	324	2697
Turk		1530	2648	1702	2634	2557	2911	3428	2774	2399	22583

Contd.

## 3.1 Production of Crude Oil

											Unit: Barrels
Company	Field	July, 2018	Aug, 2018	Sep, 2018	Oct, 2018	Nov, 2018	Dec, 2018	Jan, 2019	Feb, 2019	Mar, 2019	July- Mar Total
OGDCL	Turk Deep	133	485	301	374	594	627	1158	1034	289	4995
	Umer	37	44	71	208	75	66	96	164	115	876
	Warar	0	7	0	0	0	0	0	0	0	7
	Zaur	5193	5246	5861	6646	7238	7506	6856	5053	5966	55565
	Sub-Total	300353	304666	264362	332884	374383	516807	503816	399577	399467	3396315
	Bobi	10095	10535	10380	16990	20230	19880	17870	15860	17030	138870
	Chandio	93	93	59	62	55	53	9	0	0	424
	Chutto	8635	8650	7020	6705	6635	6910	6935	5875	6545	63910
	Chak 2	25174	25271	24256	24678	22163	22688	21360	18529	19896	204014
	Chak 7A	1703	1705	1650	1705	1650	1570	1240	1120	1240	13583
	Chak 63	353	0	0	0	0	0	0	0	0	353
	Chak 63 South East	9095	8969	8307	8330	7178	7033	5801	5150	5849	65713
	Dars	13452	13392	12917	13130	10374	6318	7865	8480	9396	95324
	Dars West	17788	17727	17151	17520	13896	10748	17780	16261	18024	146895
	Dars Deep	4001	3956	3810	3885	3472	4282	4475	4000	4428	36309
	Hakeem Daho	14367	14486	13905	14927	14727	15653	12066	10659	11494	122285
	Nime	0	0	0	485	985	1275	1010	655	670	5080
	Nur Baghla	1307	1796	1720	1720	1594	1492	1479	1383	1486	13977
	Jakhro	376	354	359	327	325	327	433	366	408	3275
	Jarwar	2690	2100	2615	2740	2650	2680	2715	2100	2325	22615
	Kunnar	64840	75361	103487	106021	94550	88295	92470	100683	112992	838699
	Kunnar West	4011	4000	3896	3947	3666	4193	4304	3869	4184	36070
	Kunnar South	5669	5418	5539	5673	5424	5749	5630	4993	5567	49662
	Kunnar Pasakhi Deep	38934	39481	38484	39970	37489	42572	44218	39715	45021	365884
	Lashari Centre	12235	12030	10685	10570	9405	9925	9915	9020	9915	93700
	Lala Jamali	16925	16735	15283	15973	14517	14583	18702	17514	19405	149638
	Moolan	2398	0	0	0	0	0	0	0	0	2398
	Missan	3075	3040	2875	2725	2675	2720	2765	2470	2765	25110
	Norai Jagir	310	345	445	250	4233	0	0	0	0	5583
	Pali	5240	4240	3855	4125	0	2835	130	3052	3760	27237
	Pasaki	80770	81045	77435	79740	76480	48605	68700	72620	80340	665735
	Pasaki North	21935	22295	21420	22115	20425	15270	11930	17900	19700	172990
Pasaki East	5275	5210	5069	5196	4964	5179	5095	4524	5011	45523	
Pasaki North East	5600	5600	5460	5590	5450	3030	11825	10735	11995	65285	
Qadir Pur	8520	7305	4826	9365	11245	12200	11670	11090	11570	87791	
Resham	2466	2230	1500	1550	1500	1140	777	407	898	12468	
Shah	4112	4050	3952	4086	3934	4123	4104	3686	4087	36134	
Sono	22765	22780	21060	13335	17770	15250	19980	19565	21615	174120	
Tando Alam	16030	15885	13955	12895	12270	6610	8270	10130	11135	107180	
Tando Allah Yar	10941	10932	10650	10553	8386	5899	7709	2386	2569	70025	
Thora Deep	3192	3165	3060	3088	2983	3060	3137	2997	2810	27492	
Thora	8635	8640	8235	8335	8255	8685	8615	7905	8745	76050	
Unar	3443	3364	3143	3235	3139	3242	3299	2972	3296	29133	
Sub-Total	456450	462185	468463	481541	454694	404075	444284	438671	486171	4096534	
PPL	Adam	2377	2175	2237	2377	2048	2054	2114	2195	2093	19670
	Adam West	895	918	833	884	895	727	907	922	887	7868
	Kandh Kot	36	62	297	507	697	578	936	398	375	3886
	Kabir	3372	3247	3182	3967	3536	3533	4154	3894	4249	33134
	Mazarani	307	297	281	289	323	352	314	260	337	2760
	Shahdad	3101	3389	3172	3494	3816	3361	4693	6609	8660	40295
	Sharf	18741	18914	16951	19049	17115	18240	22253	20109	23386	174758
	Sui	0	0	0	0	0	0	0	0	0	0
	Sub-Total	28829	29002	26953	30567	28430	28845	35371	34387	39987	282371
	MPCL	Aqeeq	623	597	511	419	427	510	458	412	456
Mari		1543	1525	1243	1522	1432	1016	1597	1444	1534	12856
Sujjal		4084	4210	4054	3374	3386	4133	4077	3738	4012	35068
Sujawal		448	453	396	324	339	360	291	263	236	3110
Sub-Total		6698	6785	6204	5639	5584	6019	6423	5857	6238	55447

Contd.

## 3.1 Production of Crude Oil

											Unit: Barrels
Company	Field	July, 2018	Aug, 2018	Sep, 2018	Oct, 2018	Nov, 2018	Dec, 2018	Jan, 2019	Feb, 2019	Mar, 2019	July- Mar Total
Eni(Pak)	Bhit	3067	3135	3557	4936	5158	4504	3473	4114	3980	35923
	Badhra	2107	2261	2585	3738	3830	3285	2474	4227	4143	28650
	Kadanwari	221	322	452	700	697	697	697	687	1395	5868
	Sub-Total	5395	5718	6594	9374	9685	8486	6644	9028	9518	70442
OMV	Latif	1212	911	1218	916	918	924	927	1235	1083	9344
	Miano	389	590	464	522	528	1012	770	855	1344	6474
	Sub Total	1601	1501	1682	1438	1446	1936	1697	2090	2427	15818
OMV Maurice	Mehar	9696	9218	8444	8852	8732	9674	14088	8095	12872	89671
	Sofiya	17023	18968	16961	16180	14688	13311	12336	6473	10827	126767
	Sub-Total	26719	28186	25405	25032	23420	22985	26424	14568	23699	216438
	Sindh Total	832511	844762	805914	892442	902989	994351	1029605	908579	972503	8183655
KPK	Chanda	73110	57950	68830	66833	67432	69825	69220	60930	65395	599525
	Mela	53410	42805	47090	50620	48204	50280	49230	35585	43950	421174
	Naspha	600170	594691	570686	582159	539799	529658	567599	503275	549721	5037758
	Sub-Total	726690	695446	686606	699612	655435	649763	686049	599790	659066	6058457
MOL	Makori	1161	1722	1651	2214	1050	2178	1314	1434	0	12724
	Makori Deep	45857	59499	56970	54018	52967	48139	45684	29293	33598	426025
	Makori East	274904	335636	314475	337958	302808	301227	330319	301763	323578	2822667
	Mamikhel	15338	15453	14259	14905	15076	17584	17301	15639	17594	143149
	Manzalai	11325	11426	8926	8842	8725	7998	8360	7635	8986	82222
	Maramzai	141541	147183	129096	147819	141567	144001	144104	131222	144919	1271452
	Mardankhel	95806	102934	118037	142889	113556	87439	138280	122817	134362	1056120
	Tolanj	838	708	614	628	585	612	585	514	537	5622
	Tolanj West	691	673	527	652	639	686	679	599	641	5787
	Sub-Total	587461	675234	644555	709925	636973	609865	686626	610915	664215	5825768
	KPK Total	1314151	1370680	1331161	1409537	1292408	1259628	1372675	1210705	1323281	11884225
<b>Balochistan</b>											
OGDCL	Uch	1138	931	825	488	170	401	913	821	2166	7853
	Sub-Total	1138	931	825	488	170	401	913	821	2166	7853
MPCL	Zarghun South	133	149	131	149	147	163	148	171	215	1406
	Sub-Total	133	149	131	149	147	163	148	171	215	1406
PPL	Sui	450	899	904	1046	1378	1646	1777	1501	1524	11125
	Sub-Total	450	899	904	1046	1378	1646	1777	1501	1524	11125
	Balochistan Total	1721	1979	1860	1683	1695	2210	2838	2493	3905	20384
<b>Grand Total</b>		<b>2652217</b>	<b>2708144</b>	<b>2593001</b>	<b>2849624</b>	<b>2742689</b>	<b>2796708</b>	<b>2936310</b>	<b>2577205</b>	<b>2801027</b>	<b>24656924</b>

## 3.2 Production of Natural Gas

											Unit: MMCFT
Company	Field	July, 2018	Aug, 2018	Sep, 2018	Oct, 2018	Nov, 2018	Dec, 2018	Jan, 2019	Feb, 2019	Mar, 2019	July-March Total
<b>Punjab</b>											
OGDCL	Bahu	10.50	8.02	6.77	7.09	7.44	9.30	9.33	8.48	9.39	76.32
	Bhalsyedana	2.06	2.38	2.12	1.83	2.19	2.19	2.02	1.87	1.70	18.36
	Dakhni	702.76	649.57	589.01	661.94	578.61	596.63	536.49	580.95	617.80	5513.76
	Dhodak	101.60	96.80	93.00	96.80	93.10	96.40	96.10	86.90	52.90	813.60
	Fimkassar	3.26	3.26	3.15	3.26	3.15	3.26	3.26	2.94	3.26	28.80
	Jand	0.00	0.00	0.00	0.00	0.00	0.00	146.10	166.12	162.28	474.50
	Kal	0.00	0.00	0.00	1.30	1.34	1.35	1.29	1.12	1.29	7.69
	Missakiswal	3.60	3.60	3.45	3.54	3.42	3.37	3.35	4.37	3.89	32.59
	Nandpur/Panjpir	247.27	288.27	253.18	244.37	221.80	226.71	225.92	180.82	186.73	2075.07
	Rajin	24.42	25.56	24.43	23.97	22.84	23.19	23.66	21.57	23.22	212.86
	Sadkal	45.54	49.70	45.77	48.58	45.91	45.91	41.69	39.06	42.39	404.55
Soghri	209.91	198.38	171.07	296.47	283.47	277.80	173.36	119.20	189.83	1919.49	
Toot	31.47	31.47	30.45	31.47	30.45	31.47	31.47	28.42	22.87	269.54	
	Sub-Total	1382.39	1357.01	1222.40	1420.62	1293.72	1317.58	1294.04	1241.82	1317.55	11847.13
OPL	Bhanganli	0.34	0.35	0.40	0.32	0.30	0.38	0.38	0.24	0.22	2.93
	Dhurnal	12.47	14.43	13.42	18.19	19.13	16.12	15.96	15.30	14.87	139.89
	Ratana	152.32	146.32	139.63	135.81	112.27	117.23	120.36	107.11	118.24	1149.29
		Sub Total	165.13	161.10	153.45	154.32	131.70	133.73	136.70	122.65	133.33
POL	Balkassar	1.14	1.13	1.09	1.02	1.06	0.99	0.99	0.90	0.87	9.19
	Dhulian	55.68	55.66	54.03	55.95	54.06	55.75	56.06	50.97	54.23	492.39
	Meyal	61.56	61.41	59.73	61.73	59.42	61.66	61.66	55.96	61.88	545.01
	Jhandial	203.19	185.00	204.09	286.43	264.49	254.55	257.54	133.93	167.49	1956.71
	Khaur	0.00	1.36	8.61	6.45	7.99	8.58	6.13	8.82	4.72	52.66
	Pariwali	104.82	106.43	106.41	111.45	106.57	109.95	109.97	99.45	107.45	962.50
	Pindori	18.04	17.84	17.03	27.55	20.00	18.62	17.63	15.89	17.65	170.25
	Turkwal	1.54	1.55	1.50	1.53	1.50	1.54	1.54	1.33	1.51	13.54
	Sub Total	445.97	430.38	452.49	552.11	515.09	511.64	511.52	367.25	415.80	4202.25
PPL	Adhi	2353.00	2283.00	1948	2261	2142	2235	2218	1954	2085	19479.00
		Sub Total	2353.00	2283.00	1948.00	2261.00	2142.00	2235.00	2218.00	1954.00	2085.00
MPCL	Halini	16.18	15.92	14.86	15.51	14.88	14.73	14.09	11.23	10.94	128.34
	Halini Deep	44.52	44.51	42.17	41.02	39.32	39.28	38.13	26.91	33.39	349.25
	Kalabagh	126.10	138.96	128.26	131.54	123.02	126.24	122.81	104.11	110.58	1111.62
	Sub Total	186.80	199.39	185.29	188.07	177.22	180.25	175.03	142.25	154.91	1589.21
DEWAN	Rodho(Salsabil)	225.09	191.77	246.08	257.23	246.582	252.11	244.06	194.84	216.35	2074.11
		Sub Total	225.09	191.77	246.08	257.23	246.58	252.11	244.06	194.84	216.35
	Punjab Total	4758.38	4622.65	4207.71	4833.35	4506.31	4630.31	4579.35	4022.81	4322.94	40483.81
<b>Sindh</b>											
OPPL	Zamzama	1426.25	1454.74	1342.09	1329.23	1210.25	1191.60	1,112.79	1001.97	1104.41	11173.33
		Sub Total	1426.25	1454.74	1342.09	1329.23	1210.25	1191.60	1112.79	1001.97	1104.41
UEPL	Aassu	3.47	2.38	0.00	0.28	2.67	2.30	3.57	3.13	3.37	21.17
	Ali	93.25	80.32	72.25	74.69	68.35	68.62	66.83	69.10	59.64	653.05
	Babarki	12.85	14.48	5.32	0.02	0.00	0.00	0.00	0.00	0.00	32.67
	Bari	32.79	32.55	24.79	23.92	32.02	41.55	43.78	45.69	46.35	323.44
	Bhatti/Nakurji	7.53	13.51	1.62	0.99	0.95	1.56	0.23	15.78	1.12	43.29
	Bago					0.00	0.47	0.10	0.00	0.00	0.57
	Bijoro	2.05	1.42	1.76	1.98	1.51	1.85	1.74	1.64	1.85	15.80
	Bukhari Deep	77.53	82.13	94.48	77.97	71.64	79.18	73.26	68.07	78.20	702.46
	Bukhari North	0.00	0.00	0.00	400.23	271.61	163.00	122.03	2.99	0.03	959.89
	Chaman	17.16	9.29	7.70	8.65	7.92	7.92	7.02	7.33	6.90	79.89
	Dabhi North	1.10	1.80	1.05	0.02	0.00	0.00	0.00	0.00	0.00	3.97
	Dabhi South	2.98	5.89	3.33	7.43	5.14	0.92	2.38	4.22	6.25	38.54
	Gharo	0.13	0.23	0.19	0.60	0.31	0.00	0.24	0.33	0.28	2.31
	Ghungro	0.41	0.26	0.27	0.07	0.16	0.21	3.24	3.05	3.24	10.91
Golarchi	1.60	7.50	0.83	1.62	3.83	4.71	3.15	0.00	3.04	26.28	
	Gomani	0.00	0.00	0.00	42.17	121.70	93.03	0.01	0.00	2.25	259.16

Contd



## 3.2 Production of Natural Gas

											Unit: MMCFT
Company	Field	July, 2018	Aug, 2018	Sep, 2018	Oct, 2018	Nov, 2018	Dec, 2018	Jan, 2019	Feb, 2019	Mar, 2019	July-March Total
	Gulsher	--	--	0.28	1.34	3.39	5.45	4.63	4.63	4.44	24.16
	Guni	32.91	10.20	7.11	4.66	3.26	0.13	0.01	0.11	0.04	58.43
	Haider Deep	2.47	0.00	0.00	0.00	1.40	0.00	1.22	3.88	3.08	12.05
	Hakro	0.00	8.12	0.00	0.00	0.00	0.00	0.00	0.00	0.00	8.12
	Halipota	27.05	17.02	7.43	11.71	36.57	19.61	19.63	13.91	14.06	166.99
	Hayat	17.62	465.02	179.59	113.41	214.75	162.06	114.93	105.75	87.20	1460.33
	Jabo	2.69	2.72	2.64	2.79	2.67	2.61	2.18	1.67	2.32	22.29
	Jagir	0.12	0.00	0.00	0.00	0.00	0.41	0.87	0.37	0.83	2.60
	Jan	0.21	0.28	0.35	0.24	0.24	0.22	0.21	0.18	0.22	2.15
	Kamal North							29.41	19.46	19.50	68.37
	Kamal North -1	16.54	23.67	22.81	21.64	22.49	19.38	0.00	0.00	0.00	126.53
	Kato	5.30	5.05	4.66	5.00	4.40	4.38	4.14	4.42	4.24	41.60
	Kausar	41.67	42.44	43.11	46.90	42.48	44.14	50.24	40.59	40.18	391.74
	Khaskheli	17.48	18.78	18.46	18.28	15.60	17.50	17.66	15.46	17.51	156.73
	Khaskheli Down Throw	0.79	0.70	0.59	0.59	0.58	0.64	0.63	0.55	0.59	5.66
	Khorewah	90.22	63.28	57.49	62.35	59.08	59.48	58.00	45.70	56.62	552.21
	Khorewah Deep	2.50	2.31	1.88	2.11	2.75	3.94	4.15	1.45	1.76	22.85
	Korai	74.20	35.77	55.28	46.66	45.12	36.73	25.91	29.04	14.66	363.37
	Kumbh	4.03	3.99	3.90	3.59	1.44	2.60	3.99	3.49	4.53	31.56
	Laghari	1.95	1.64	0.00	0.00	0.00	0.00	0.00	0.00	0.00	3.59
	Lodano	5.12	5.63	5.26	5.67	5.18	5.61	4.79	2.92	5.65	45.83
	Lodano Deep	6.82	6.61	5.97	6.63	5.68	6.51	4.27	1.16	6.59	50.23
	Mazari	27.43	27.80	18.39	15.28	32.79	37.73	48.92	24.84	19.79	252.98
	Meyun Ismail Deep	18.71	15.19	14.95	13.36	10.20	11.87	4.14	0.00	8.39	96.81
	Missri	0.22	0.24	0.26	0.03	0.00	0.00	0.00	0.00	0.00	0.75
	Mohano	0.76	4.65	16.18	13.55	0.00	0.00	0.00	0.00	0.00	35.14
	Mohri	5.67	5.87	0.00	0.38	0.93	3.27	1.31	0.61	0.00	18.05
	Moroja	0.00	0.00	0.00	31.89	424.14	502.29	377.44	294.65	252.09	1882.50
	Muban	2.91	2.73	2.78	2.80	2.59	2.70	2.65	2.49	3.83	25.48
	Matli	0.00	0.00	0.00	0.00	0.00	1.04	7.15	1.92	6.98	17.09
	Makhdoompur	0.00	0.00	0.00	0.00	0.00	11.84	146.28	126.28	137.01	421.41
	Murid	1.12	1.06	0.98	0.63	0.17	0.15	2.02	1.63	1.75	9.51
	Naimat Basal	47.47	45.37	41.92	43.11	41.01	55.14	41.89	37.46	42.28	395.65
	Naimat Basal 2X	8.05	6.97	6.10	6.25	5.79	1.78	0.00	0.00	0.64	35.58
	Naimat West	3196.77	3422.70	3277.73	3356.53	3294.67	3652.86	3,687.97	3259.95	3354.79	30503.97
	Nurpur Deep					0.00	0.98	1.80	0.02	0.00	2.80
	North Akri	0.25	0.20	0.13	0.26	0.26	0.28	0.27	0.26	0.28	2.19
	Paniro	2.27	2.45	1.67	1.58	1.54	1.77	2.33	2.18	1.54	17.33
	Piario Deep	5.38	5.39	4.72	5.08	4.37	4.42	4.10	4.44	4.31	42.20
	Piario Deep Basal	40.14	41.15	37.11	38.97	34.26	33.09	32.35	27.54	29.61	314.22
	Qasim Deep	23.42	23.85	24.23	26.36	12.59	12.76	14.52	11.73	6.87	156.33
	Rahim 1X	17.78	15.97	15.14	258.64	415.69	380.78	363.56	306.65	260.70	2034.91
	Rahim 2X	2.45	2.66	2.52	2.35	1.65	0.00	0.00	0.00	0.00	11.63
	Rahim North	3.99	3.98	3.95	2.93	4.36	4.29	3.84	1.59	2.03	30.96
	Rajani	5030.46	4545.29	4279.13	4728.65	4665.53	4771.54	4322.62	3816.70	3918.76	40078.68
	Rawat	5.70	4.96	4.31	4.61	2.59	4.36	0.55	0.00	0.00	27.08
	Rawal							0.00	0.00	14.36	14.36
	Rawat North	5.55	5.07	5.21	4.85	4.33	0.47	0.00	0.00	0.00	25.48
	Roshnai	541.15	279.93	153.22	201.30	101.66	1.28	3.49	45.33	111.73	1439.09
	Sahu	--	--	0.04	0.11	0.00	0.00	0.00	0.00	0.00	0.15
	Sajan	183.07	237.88	227.40	194.21	185.05	167.37	169.04	26.49	0.00	1390.51
	Sakhi	6.70	8.22	9.34	3.84	4.33	5.17	5.80	5.10	6.44	54.94
	Sakhi Deep	22.27	17.56	20.32	15.10	14.64	19.84	22.45	20.01	20.61	172.80
	Salamat	995.10	914.21	959.45	973.48	944.32	100.15	905.26	822.13	894.27	7508.37
	Saleh	22.74	22.33	20.95	20.09	22.89	23.90	22.77	11.49	18.66	185.82
	Sheikhano	3.57	3.10	3.01	3.63	3.26	2.56	3.49	3.07	3.54	29.23

Contd

## 3.2 Production of Natural Gas

											Unit: MMCFT
Company	Field	July, 2018	Aug, 2018	Sep, 2018	Oct, 2018	Nov, 2018	Dec, 2018	Jan, 2019	Feb, 2019	Mar, 2019	July-March Total
	Sohrab Deep	542.97	552.52	608.58	926.64	779.41	682.01	526.95	448.47	416.40	5483.95
	Sonro	13.22	12.15	2.03	3.54	5.39	12.15	11.06	19.60	15.07	94.21
	South Buzdar	6.15	3.10	6.09	5.49	6.55	4.63	0.00	10.02	0.00	42.03
	South Buzdar Deep	70.71	34.89	22.94	14.68	17.35	12.30	0.00	12.71	33.51	219.09
	South Mazari	1.45	2.45	2.75	2.65	4.33	2.70	1.90	1.20	1.90	21.33
	South Mazari Deep	9.85	22.86	16.66	13.56	20.72	12.86	10.10	6.33	8.06	121.00
	Sukhi	68.65	31.28	0.00	0.00	0.00	0.00	0.00	0.00	0.00	99.93
	Sukhi South					0.00	11.58	12.44	5.87	3.82	33.71
	Sumar Deep	87.11	81.30	67.08	63.55	59.82	97.18	72.30	77.06	79.76	685.16
	Sutiyari Deep	3055.21	3856.85	3859.76	4041.99	3926.45	4121.21	4565.86	4233.19	4442.34	36102.86
	Tando Ghulam Ali	16.05	18.39	17.34	6.88	0.00	0.00	0.00	4.25	43.10	106.01
	Tangri	1.84	1.58	1.89	1.61	1.67	1.75	2.01	1.69	1.65	15.69
	Tangri Deep	7.21	7.29	6.15	4.27	3.89	4.78	6.42	4.65	10.22	54.88
	Tharo	55.28	53.96	49.02	51.72	46.22	45.74	45.12	42.34	44.00	433.40
	Tharo West	6.49	3.39	3.65	3.94	3.61	3.58	3.51	3.29	3.21	34.67
	Thebo	22.23	25.22	24.10	20.33	25.05	24.66	24.53	21.84	22.69	210.65
	Turk	46.59	45.84	42.28	48.40	36.93	51.09	45.54	35.27	34.49	386.43
	Turk Deep	91.60	89.66	93.41	91.89	85.44	89.17	92.47	70.54	67.77	771.95
	Umer	3.66	6.17	8.10	15.02	8.76	8.99	8.49	7.70	11.42	78.31
	Warar	0.00	13.72	9.53	2.74	2.04	4.45	3.80	2.43	2.84	41.55
	Zaur	10.30	9.94	9.61	10.31	9.03	9.01	8.39	5.62	8.54	80.75
	Zaur Deep	4.70	3.64	3.48	3.83	3.59	3.76	3.54	6.24	3.66	36.44
	Sub Total	14944.91	15507.97	14635.99	16297.10	16336.71	15876.00	16316.88	14390.94	14872.25	139178.75
OGDCL	Bobi	173.60	173.60	165.85	184.54	189.40	192.20	185.25	167.00	182.70	1614.14
	Bahu	0.00	0.00	0.00	0.00	0.00	0.00	0.00	0.00	0.00	0.00
	Bhalsyedan	0.00	0.00	0.00	0.00	0.00	0.00	0.00	0.00	0.00	0.00
	Chanda	0.00	0.00	0.00	0.00	0.00	0.00	0.00	0.00	0.00	0.00
	Chak 2	613.57	616.21	591.67	612.51	533.25	532.88	530.78	486.70	535.11	5052.68
	Chak 63	7.03	0.00	0.00	0.00	0.00	0.00	0.00	0.00	0.00	7.03
	Chak 63 South East	72.18	72.60	76.05	82.28	74.60	72.23	66.94	59.80	65.77	642.45
	Chak 7A	13.93	13.68	12.75	12.58	11.45	11.56	10.81	9.70	9.12	105.58
	Chandio	17.36	14.67	10.48	12.40	10.87	9.28	1.70	0.00	0.00	76.76
	Chutto	309.31	300.58	233.09	216.78	210.09	215.80	218.60	192.50	220.01	2116.76
	Dachrapur	112.78	108.09	94.98	90.59	60.35	73.67	75.19	70.82	74.54	761.01
	Dars	191.35	181.63	171.15	165.79	132.68	87.84	151.98	139.82	154.12	1376.36
	Dars Deep	223.75	218.42	203.97	207.29	181.10	189.00	188.39	161.77	179.47	1753.16
	Dhakni	0.00	0.00	0.00	0.00	0.00	0.00	0.00	0.00	0.00	0.00
	Dhodak	0.00	0.00	0.00	0.00	0.00	0.00	0.00	0.00	0.00	0.00
	Dars West	269.70	283.62	275.00	275.69	221.33	171.01	270.18	245.93	271.23	2283.69
	Fimkassar	0.00	0.00	0.00	0.00	0.00	0.00	0.00	0.00	0.00	0.00
	Hakeem Daho	260.78	262.31	257.94	267.57	288.86	313.49	299.71	269.19	295.95	2515.80
	Hundi/Sari	0.00	0.00	0.00	0.00	46.82	49.81	44.09	31.55	39.82	212.09
	Jakhro	41.81	40.29	40.28	37.95	37.26	46.33	40.33	34.27	40.00	358.52
	Kunнар	229.40	227.57	222.00	248.62	247.96	271.07	270.82	241.91	268.15	2227.50
	Kunнар Pasakhi Deep	3987.80	4078.17	3959.76	4180.76	3904.34	4205.51	4538.15	4039.18	4385.45	37279.12
	Kunнар South	416.73	400.78	391.42	397.81	386.93	406.61	400.72	355.89	391.37	3548.26
	Kal	0.00	0.00	0.00	0.00	0.00	0.00	0.00	0.00	0.00	0.00
	Kunнар West	287.87	297.59	298.50	290.94	272.64	284.95	285.65	254.20	273.61	2545.95
	Loti	0.00	0.00	0.00	0.00	0.00	0.00	0.00	0.00	0.00	0.00
	Lala Jamali	260.10	261.63	241.51	255.11	255.94	264.32	253.37	228.40	251.12	2271.50
	Maru Reti	382.06	376.33	357.17	365.45	346.39	359.32	334.93	291.59	320.59	3133.83
	Moolan	51.05	0.00	0.00	0.00	0.00	0.00	0.00	0.00	0.00	51.05
	Mela	0.00	0.00	0.00	0.00	0.00	0.00	0.00	0.00	0.00	0.00
	Missakeswal	0.00	0.00	0.00	0.00	0.00	0.00	0.00	0.00	0.00	0.00
	Nim	---	---	---	15.85	20.34	32.79	31.39	26.70	22.55	149.62
	Noorai Jagir	31.29	31.14	29.26	16.16	0.00	0.00	0.00	0.00	0.00	107.85

Contd

## 3.2 Production of Natural Gas

											Unit: MMCFT
Company	Field	July, 2018	Aug, 2018	Sep, 2018	Oct, 2018	Nov, 2018	Dec, 2018	Jan, 2019	Feb, 2019	Mar, 2019	July-March Total
	Nandpur/Panjpir	0.00	0.00	0.00	0.00	0.00	0.00	0.00	0.00	0.00	0.00
	Neshpa	0.00	0.00	0.00	0.00	0.00	0.00	0.00	0.00	0.00	0.00
	Nur Baghla	133.21	188.15	188.50	196.00	178.00	176.85	172.41	155.70	167.05	1555.87
	Pirkoh	0.00	0.00	0.00	0.00	0.00	0.00	0.00	0.00	0.00	0.00
	Pasaki	20.62	20.62	19.95	20.62	19.95	20.62	20.62	18.62	20.62	182.24
	Pasaki East	275.30	265.98	256.40	261.63	250.80	257.45	252.87	223.28	243.75	2287.46
	Qadirpur	9084.38	7838.69	8243.28	8959.45	8487.72	8710.50	8542.21	7604.16	8280.59	75750.98
	Resham	17.67	16.27	13.96	14.26	13.80	12.28	7.78	3.89	4.65	104.56
	Rajian	0.00	0.00	0.00	0.00	0.00	0.00	0.00	0.00	0.00	0.00
	Sari Hundi	19.00	53.14	54.67	30.57	0.00	0.00	0.00	0.00	0.00	157.38
	Sadkal	0.00	0.00	0.00	0.00	0.00	0.00	0.00	0.00	0.00	0.00
	Soghri	0.00	0.00	0.00	0.00	0.00	0.00	0.00	0.00	0.00	0.00
	Shah	342.90	337.96	325.43	330.10	317.67	325.67	321.53	287.20	315.39	2903.85
	Tando Allah Yar	259.25	279.93	280.40	286.56	246.64	227.88	318.72	246.30	254.49	2400.17
	Thora Deep	226.13	220.95	209.20	186.24	168.93	160.64	140.10	112.36	116.01	1540.56
	Toot	0.00	0.00	0.00	0.00	0.00	0.00	0.00	0.00	0.00	0.00
	Unar	247.51	198.54	183.84	183.92	188.01	178.48	205.50	184.16	204.72	1774.68
	Sub Total	18579.42	17379.14	17408.46	18406.02	17304.12	17860.04	18180.72	16142.59	17587.95	158848.46
PPL	Adam	127.00	125.00	117.00	129.00	110.00	107.00	131.00	170.00	130.00	1146.00
	Adam West	448.00	460.00	385.00	454.00	447.00	450.00	266.00	361.00	423.00	3694.00
	Chachar	77.00	74.00	78.00	75.00	75.00	83.00	83.00	71.00	84.00	700.00
	Kabir	42.00	41.00	40.00	47.00	41.00	43.00	49.00	45.00	50.00	398.00
	Kandhkot	6798.00	6771.00	6765.00	6272.00	5727.00	5386.00	6021.00	5889.00	6451.00	56080.00
	Mazrani	132.00	128.00	127.00	123.00	120.00	125.00	121.00	110.00	117.00	1103.00
	Shahdad	329.00	329.00	313.00	350.00	371.00	337.00	513.00	546.00	618.00	3706.00
	Sharf	1520.00	1517.00	1403.00	1659.00	1676.00	1633.00	1929.00	1798.00	2082.00	15217.00
	Sub Total	9473.00	9445.00	9228.00	9109.00	8567.00	8164.00	9113.00	8990.00	9955.00	82044.00
MPCL	Aqeeq	89.64	87.75	81.12	80.63	75.92	76.90	76.56	67.13	70.89	706.54
	Koonj-1A	18.87	18.08	15.21	19.31	15.72	18.29	16.65	15.01	13.46	150.60
	Halani	0.00	0.00	0.00	0.00	0.00	0.00	0.00	0.00	0.00	0.00
	Halani Deep	0.00	0.00	0.00	0.00	0.00	0.00	0.00	0.00	0.00	0.00
	Mari	21056.27	21729.32	20847.82	21774.65	20909.23	21011.66	20165.05	17940.35	19458.46	184892.81
	Sujawal	75.06	60.70	54.14	53.24	53.95	51.26	42.53	32.48	31.66	455.02
	Sujjal	471.37	466.99	448.57	450.69	433.21	445.42	439.94	395.34	430.19	3981.72
	Sub Total	21711.21	22362.84	21446.86	22378.52	21488.03	21603.53	20740.73	18450.31	20004.66	190186.69
Eni (Pak)	Bhit	3351.94	3228.97	3066.35	3008.19	2900.98	2999.75	2936.95	2614.05	2835.66	26942.84
	Badhra	2143.10	2073.13	2001.37	2014.33	1894.67	1916.86	1857.91	2379.78	2664.15	18945.30
	Kadanwari	1141.88	1165.63	1751.88	1903.17	2091.42	2106.10	2095.07	1744.30	1871.85	15871.30
	Sub Total	6636.92	6467.73	6819.60	6925.69	6887.07	7022.71	6889.93	6738.13	7371.66	61759.44
OMV	Miano	1217.00	1204.00	1158.00	971.00	1104.00	1308.00	1423.00	1407.00	1600.96	11392.96
	Latif	995.00	1053.00	984.00	1002.00	996.00	946.00	982.00	914.00	972.46	8844.46
	Sawan	1493.00	1486.00	1405.00	1423.00	1304.00	1305.00	1271.00	1123.00	1223.89	12033.89
	Tajjal	48.00	46.00	39.00	37.00	35.00	36.00	32.00	27.00	29.51	329.51
	Sub Total	3753.00	3789.00	3586.00	3433.00	3439.00	3595.00	3708.00	3471.00	3826.82	32600.82
OMV Maurice	Mehar	225.23	230.72	220.37	233.18	229.14	239.75	297.91	256.44	281.52	2214.26
	Mitha	0.00	0.00	0.00	0.00	0.00	270.68	314.84	291.90	326.48	1203.90
	Sofiya	276.85	326.11	297.17	291.42	268.93	245.46	225.43	196.37	210.88	2338.62
	Sub Total	502.08	556.83	517.54	524.60	498.07	755.89	838.18	744.71	818.88	5756.78
PEL	Badar	475.00	433.12	537.23	538.92	524.32	564.78	560.36	493.32	543.16	4670.21
	Block-22	254.73	253.04	210.84	243.81	209.55	221.24	216.33	178.10	161.90	1949.54
	Sub Total	729.73	686.16	748.07	782.73	733.87	786.02	776.69	671.42	705.06	6619.75
POGC	Rehman	628.73	632.91	611.07	538.41	522.72	525.32	491.83	353.91	445.10	4750.00
	Rizq	468.96	486.92	468.19	451.32	467.96	462.47	451.73	401.89	479.18	4138.62
	Sub Total	1097.69	1119.83	1079.26	989.73	990.68	987.79	943.56	755.80	924.28	8888.62
	Sindh Total	78854.21	78769.24	76811.87	80175.62	77454.80	77842.58	78620.48	71356.87	77170.97	697056.64

Contd

## 3.2 Production of Natural Gas

											Unit: MMCF
Company	Field	July, 2018	Aug, 2018	Sep, 2018	Oct, 2018	Nov, 2018	Dec, 2018	Jan, 2019	Feb, 2019	Mar, 2019	July-March Total
<b>KPK</b>											
OGDCL	Chanda	192.31	161.59	185.65	181.49	183.06	183.32	180.77	162.89	178.87	1609.95
	Nashpa	2793.89	2808.21	2743.82	2877.81	2797.16	2724.90	2952.72	2696.24	2974.29	25369.04
	Mela	296.05	249.57	257.76	280.56	268.61	274.18	272.57	209.86	249.66	2358.82
	Sub Total	3282.25	3219.37	3187.23	3339.86	3248.83	3182.40	3406.06	3068.99	3402.82	29337.81
MOL	Makori	19.21	29.33	28.48	28.89	13.71	23.39	13.44	18.55	0.00	175.00
	Makori Deep	153.56	199.24	190.77	180.89	177.37	180.16	174.86	141.51	162.31	1560.67
	Makori East	1977.65	2483.05	2359.86	2471.18	2207.36	2057.20	2357.49	2293.82	2546.88	20754.49
	Mamikhel	665.68	656.19	595.75	634.72	597.08	650.49	650.93	598.63	674.53	5724.00
	Manzalai	816.14	814.95	622.12	621.15	622.86	577.76	607.49	564.05	656.19	5902.71
	Maramzai	4295.44	4306.58	3768.08	4283.95	4130.86	4254.15	4232.69	3845.51	4254.45	37371.71
	Mardankhel	1180.43	1214.75	1345.23	1577.89	1259.74	930.30	1495.55	1332.28	1464.04	11800.21
	Tolang	265.29	228.02	203.97	198.29	181.44	179.11	168.92	149.13	158.09	1732.26
	Tolanj West	325.08	321.66	265.24	305.16	293.81	297.47	290.71	257.57	280.35	2637.05
	Sub Total	9698.48	10253.77	9379.50	10302.12	9484.23	9150.03	9992.08	9201.05	10196.84	87658.10
	KPK Total	12980.73	13473.14	12566.73	13641.98	12733.06	12332.43	13398.14	12270.04	13599.66	116995.91
	<b>Balochistan</b>										
OGDCL	Loti	762.42	771.23	746.55	735.03	754.86	831.83	783.35	681.75	772.97	6839.99
	Pirkoh	186.00	183.06	154.40	161.20	149.00	126.00	110.50	96.65	101.85	1268.66
	Uch	13465.40	13644.50	13249.90	9708.74	5505.05	11823.75	13461.20	12264.00	13693.88	106816.42
	Sub Total	14413.82	14598.79	14150.85	10604.97	6408.91	12781.58	14355.05	13042.40	14568.70	114925.07
MPCL	Zarghum South	424.28	488.64	463.20	474.51	454.76	465.81	461.00	413.33	455.34	4100.87
	Sub Total	424.28	488.64	463.20	474.51	454.76	465.81	461.00	413.33	455.34	4100.87
PPL	Sui	12318.00	12220.00	11681.00	12368.00	11411.00	12170.00	12268.00	11050.00	11669.00	107155.00
	Sub Total	12318.00	12220.00	11681.00	12368.00	11411.00	12170.00	12268.00	11050.00	11669.00	107155.00
	Balochistan Total	27156.10	27307.43	26295.05	23447.48	18274.67	25417.39	27084.05	24505.73	26693.04	226180.94
Pakistan TOTAL		123749	124172	119881	122098	112969	120223	123682	112155	121787	1080717

### 3.3 Company wise Production of Crude Oil and Natural Gas for the month of March, 2019

Name of Company	Crude Oil (US Barrels)	Number of Oil Fields	% Share in Total Production	Natural Gas (MMCFt)	Number of Gas Fields	% Share in Total Production
OGDCL	1256256	49	44.85	36877.02	47	30.28
PPL	327227	9	11.68	23709.00	10	19.47
MPCL	49970	9	1.78	20614.91	9	16.93
OPPL	4996	1	0.18	1104.41	1	0.91
UEPL	399467	59	14.26	14872.25	77	12.21
Eni(Pak)	9518	3	0.34	7371.66	3	6.05
OMV	2427	2	0.09	3826.82	4	3.14
OMV Maurice	23699	2	0.85	818.88	3	0.67
OPL	6498	3	0.23	133.33	3	0.11
POL	55449	10	1.98	415.80	8	0.34
Dewan	1305	1	0.05	216.35	1	0.18
MOL	664215	8	23.71	10196.84	8	8.37
PEL	-	-	-	705.06	2	0.58
POGC	-	-	-	924.28	2	0.76
<b>Total</b>	<b>2801027</b>	<b>156</b>	<b>100</b>	<b>121787</b>	<b>178</b>	<b>100</b>

### 3.4 Province wise Production of Crude Oil and Natural Gas for the month of March, 2019

Province	Crude Oil (US Barrels)	Number of Oil Fields	% Share in Total Production	Natural Gas (MMCFt)	Number of Gas Fields	% Share in Total Production
Punjab	501338	30	17.9	4323	29	3.5
Sindh	972503	112	34.7	77171	133	63.4
K.P.K	1323281	11	47.2	13600	11	11.2
Balochistan	3905	3	0.1	26693	5	21.9
<b>Total</b>	<b>2801027</b>	<b>156</b>	<b>100.0</b>	<b>121787</b>	<b>178</b>	<b>100.0</b>

Source: Directorate General of Petroleum Concession,  
Petroleum Division, Ministry of Energy, Islamabad.

## 3.5 Production of Crude Oil, Natural Gas And Electricity

Year	Month	Nuclear	Hydel	Thermal	Bagasse	Solar	Wind	Total Electricity Generation in (GWh)
2013-14		5090	32210	70485	100	---	265	108150
2014-15		5804	32867	70556	440	---	461	110128
2015-16		4602	34573	74697	632	207	791	115502
2016-17		6867	32132	81446	1011	654	1422	123532
2017-18		9849	27729	93545	1020	714	2124	134981
2018	Jul	849	3910	9662	92	62	429	15004*
	Aug	727	4508	9967	85	64	439	15790*
	Sep	768	4308	8324	93	64	342	13899*
	Oct	958	2408	7396	77	61	94	10994*
	Nov	887	3003	4912	43	48	127	9020*
	Dec	962	1347	5945	78	53	171	8556*
2019	Jan	947	484	6826	101	43	157	8558*
	Feb	776	1537	4773	110	53	213	7462*
	Mar	912	1614	5802	108	67	187	8690*

---

\*= Provisional

Source: i. Electricity Generating Establisher  
ii. CPPA Fuel Adjustment Documents available on NEPRA Website.

## 3.6 Mineral Production

Unit: M.T

Year	Month	Arg Clay	Brine	Barytes	Bauxite	Bentonite	Calcite	Chalk	China Clay	Coal	Copper Ore	Copper Blister	Chromite
2013-14		4934680	133658	31156	40374	55175	562	1005	16191	3340192	2919	8930	85585
2014-15		5097109	118773	24689	23283	62301	1694	515	18956	3407659	173	6718	101762
2015-16		5326563	157858	57024	42038	60288	1610	231	20726	3749312	0	2389	69333
2016-17		5954130	91711	75375	42770	63795	4448	0	28710	3953992	1065	20	105238
2017-18		6335680	88847	145189	74268	63154	1692	0	19483	4477555	926	0	97420
2018	Jul	435647	15518	1877	1474	4816	0	0	456	256195	0	0	28697
	Aug	492027	11600	4490 r	2453	3900	0	0	515	218701	0	0	26154
	Sep	516020	5997	5064	1707	2574	0	0	524	227713	0	0	27208
	Oct	550631	8228	8808	2715	3694	0	0	1870	236541	0	0	34338
	Nov	389246	11069	4851	5098	3528	0	0	1190	197283	90	0	32554
	Dec	542986	8166	18665	3104	4307	0	0	1062 r	235058	0	0	35525
2019	Jan	524115	6639	8686	4280	4773	0	0	1220	380806	90	0	4483
	Feb	367480	12409	7983	3248	4025	0	0	1984	333022	0	0	5226
	Mar	452555	9526	11501	9117	4172	0	0	1985	357013	0	0	7035

\* = Provisional

Source: Provincial Directorates of Mines &amp; Minerals Punjab, Sindh, KPK, Balochistan &amp; FATA.

## 3.6 Mineral Production

Unit: M.T

Year	Month	Dolomite	Emerald (Unit: Gram)	Feld- spar	Fire Clay	Flourite	Fullers Earth	Garnet+ Garnet Shist	Granite	Gravel	Gypsum	Iron ore	Laterite	Lime Stone	Magnesite
2013-14		720633	906	92672	465251	7500	6397	---	34993	387971	1326437	197074	448898	38786733	3770
2014-15		222378	3152	38568	404945	5962	8005	---	42854	130365	1417007	328915	427129	40470356	4581
2015-16		669920	3105	316289	550977	9494	13601	75	52473	282645	1871716	432156	716265	46123367	35228
2016-17		301124	2293	273468	584478	2263	18417	286	93465 r	399920	2079629	501664	643655	52149137	19656
2017-18		488825	3658	151743	841680	2777	9188	527	65752	930002	2475893	677206	850666	70818725	23596
2018	Jul	42352	315	16563	54172	1230	1932	---	9355	73200	254586	66619	171493	4937883	3638
	Aug	35111	285	16015	53017	2086	705	---	9914	91330	188550	62573	46427	6261711	3972
	Sep	37786	455	35606	60281	806	1287	---	18007	61125	223068	33916	76103	6271415	4176
	Oct	26697	424	31012	65300	739	1890	---	13793	132150	236926	71516	44862	7491368	8162
	Nov	54481	503	27152	64967	615	2446	---	18831	57900	253491	65311	65035	5630493	9573
	Dec	54846	385	38901	59648	542	1682	---	24211	129625	221905	54773	90004	6422496	6558
2019	Jan	24928	390	26382	61218	421	15	---	18783	119743	189337	61766	47230	6446335	7900
	Feb	15365	388	32642	64426	200	138	---	4980	118080	128873	34970	27593	4604288	7031
	Mar	20147	389	29512	62191	311	77	---	11882	118824	159105	37383	11400	4225102	7030

\*= Provisional  
r= Revised

Source: Provincial Directorates of Mines & Minerals Punjab, Sindh,  
KPK, Balochistan & FATA.



## 3.6 Mineral Production

Unit: M.T

Year	Month	Magnese	Marble	Nephrite	Ocher	Ordinary Sand	Ordinary Stone	Phosphate	Pumice	Quartz crystal,(Quartz +Quartzite)	Rock Salt	Sand Stone
2013-14		5712	2919783	---	32634	3500	2895	101971	2074	92267	2220347	197511
2014-15		4890	2815601	1463	33909	2490	2155	84606	15	38117	2136361	136828
2015-16		70	4746638	1300	68352	12958	630	115140	2376	90588	3552948	52708
2016-17		1220	4906233	676	86080	54421	32572	61677	3060	98909	3534075	183549
2017-18		153	8813025	1935	75939	41984	89466	68541	3436	126324	3653746	2037583
2018	Jul	0	530553	92	8745	4300	300	3626	192	12249	317803	0
	Aug	0	485504	0	14296	4200	0	3560	81	13487	319502	0
	Sep	30	703105	92	9194	4200	250	7025	141	2328	394003	3382
	Oct	160	732348	92	5440	4200	0	8448	294	12989	353830	33701
	Nov	170	568843	123	6577	4200	0	10816	214	12546	309537	4020
	Dec	128	763957	92	7313	500	0	18881	180	10002	342842	65577
2019	Jan	130	632477	65	4303	3600	5543	8443	240	9842	333790	33785
	Feb	121	694288	92	4439	2500	13241	5662	210	6381	338940	5285
	Mar*	0	697810	92	4540	3050	9392	3552	225	10668	288840	2500

Year	Month	Sea Salt/Lake Salt	Shale Clay	Serpentine	Silica Sand	Slate Stone	Soap Stone	Sulphur	Trona	Crude Oil (in 000 Barrels)	Natural Gas (in MMCFt)
2013-14		254985	4002008	95	297988	359569	89022	35672	810	31585	1493686
2014-15		205454	4012962	2235	267911	392818	116223	19730	360	34490	1465758
2015-16		219072	4176077	3892	387044	470829	125985	14869	1020	31652	1481551
2016-17		209126	3914902	6546	338457	587579	152279	23740	570	32269	1471854
2017-18		235497	4392160	609	375698	644313	141504	22040	350	32558	1458933
2018	Jul	13986	287864	194	24893	37124	6982	2121	10	2652	123749
	Aug	13254	447564	267	276145	17841	10207	1603	30	2708	124172
	Sep	16232	295568	67	42799	40987	12814	1682	10	2593	119881
	Oct	7939	379189	81	48768	52615	11891	2164	20	2850	122098
	Nov	6794	309382	69	34709	58005	15645	2061	40	2743	112969
	Dec	17070	315041	70	42280	62151	17939	2001	0	2797	120223
2019	Jan	20846	388332	69	47572	79538	14206	1859	60	2936	121787
	Feb	16965	248122	69	45417	70845	15398	2127	60	2577	112155
	Mar*	18906	251363	69	39115	75191	15597	2257	60	2801	121787

\* = Provisional

Source for Crude Oil and Natural Gas: Directorate General of Petroleum Concession, (Petroleum Division) Ministry of Energy, Islamabad  
Source for all other minerals: Provincial Directorates of Mines & Minerals Punjab, Sindh, KPK, Balochistan & FATA.  
i) Directorate General of Petroleum concession

## 4. HEALTH

### 4.1(a) Monthly Immunization Coverage Number of doses administered ( 0-11 months )children during 2019

Month(s)	BCG	OPV-0	OPV-1	OPV-2	OPV-3	IPV
Jan	619746	535326	567958	529073	520636	518875
Feb	580096	497301	558054	549070	521199	518747
Mar	565485	510768	560734	545521	535320	535323
Apr						
May						
Jun						
Jul						
Aug						
Sep						
Oct						
Nov						
Dec						
<b>Total</b>	<b>1765327</b>	<b>1543395</b>	<b>1686746</b>	<b>1623664</b>	<b>1577155</b>	<b>1572945</b>

---

 Contd.

**4.1(a) Monthly Immunization Coverage**  
**Number of doses administered ( 0-11 months )children during 2019**

Month(s)	Pentava- lent-1	Pentava- lent-2	Pentava- lent-3	Pneumo-1	Pneumo-2	Pneumo-3	Measles-1
Jan	567969	529433	521225	566831	528301	519374	493746
Feb	559001	548687	520353	559202	549324	517781	483033
Mar	560558	545522	535371	560508	546683	538444	504511
Apr							
May							
Jun							
Jul							
Aug							
Sep							
Oct							
Nov							
Dec							
<b>Total</b>	<b>1687528</b>	<b>1623642</b>	<b>1576949</b>	<b>1686541</b>	<b>1624308</b>	<b>1575599</b>	<b>1481290</b>

---

Source : National Institute of Health, Islamabad.

**4.1(b) Monthly Immunization Coverage**  
**Number of doses administered (12-23 Months ) children during 2019**

Month	BCG	OPV-1	OPV-2	OPV-3	Pentava- lent-1	Pentava- lent-2	Pentava- lent-3	Pneumo-1	Pneumo-2	Pneumo- 3	Measles-2
Jan	200	281	233	380	281	233	380	281	233	380	381538
Feb	0	281	233	380	281	233	380	281	233	380	392862
Mar	0	216	157	252	216	157	252	0	0	0	0
Apr											
May											
Jun											
Jul											
Aug											
Sep											
Oct											
Nov											
Dec											
<b>Total</b>	<b>200</b>	<b>778</b>	<b>623</b>	<b>1012</b>	<b>778</b>	<b>623</b>	<b>1012</b>	<b>562</b>	<b>466</b>	<b>760</b>	<b>774400</b>

BCG = Bacillus of Chalmette and Guerin  
 OPV = Oral Polio Vaccine

Source : National Institute of Health, Islamabad.

**4.1( c ) Monthly Immunization Coverage  
Number of TT doses administered to women during 2019**

MONTH	Pregnant Women					Childbearing age women				
	TT1	TT2	TT3	TT4	TT5	TT1	TT2	TT3	TT4	TT5
Jan	406653	348819	21256	5678	3385	14832	8138	7380	2435	1102
Feb	427972	362836	20711	6039	3248	13928	9099	7472	2206	1013
Mar	453013	383451	22210	6095	3609	13208	8737	8102	2747	1348
Apr										
May										
Jun										
Jul										
Aug										
Sep										
Oct										
Nov										
Dec										
<b>Total</b>	<b>1287638</b>	<b>1095106</b>	<b>64177</b>	<b>17812</b>	<b>10242</b>	<b>41968</b>	<b>25974</b>	<b>22954</b>	<b>7388</b>	<b>3463</b>

TT = Tetanus Toxioid

Source : National Institute of Health, Islamabad.

### 4.2 Monthly Report on HIV Treatment Centres December, 2018

S. No	Centre Name	Male		Female		Children		Transgender		Ttotal	Total on ART
		Total	On ART	Total	On ART	Total	On ART	Total	On ART		
<b>Federal</b>											
1	PIMS, Islamabad	2531	1406	469	346	64	46	16	10	3080	1808
<b>Punjab</b>											
2	CMH, Rawalpindi	129	129	0	0	0	0	0	0	129	129
3	Mayo Hospital, Lahore	1944	1512	174	146	7	1	45	22	2170	1681
4	Services Hospital, Lahore	555	316	227	141	0	0	3	3	785	460
5	Peaditric Unit, Services Hospital, Lahore	0	0	0	0	374	297	0	0	374	297
6	Shaukat Khanum Hospital, Lahore	326	292	198	168	19	8	0	0	543	468
7	Jinnah Hospital, Lahore	1624	1068	325	228	0	0	68	45	2017	1341
8	DHQ Hospital, Sargodha	863	419	187	125	34	24	5	5	1089	573
9	DHQ Hospital, D.G Khan	2389	2055	534	482	26	11	6	5	2955	2553
10	DHQ Hospital Peds, D.G Khan	0	0	0	0	97	97	0	0	97	97
11	Allied Hospital, Faisalabad	2134	2134	269	269	0	0	12	12	2415	2415
12	Aziz Bhatti Hospital, Gujrat	1333	960	488	392	0	0	1	1	1822	1353
13	Civil Hospital, Multan	872	871	125	125	0	0	4	4	1001	1000
14	BB Shaheed Hospital Rawalpindi	456	255	17	14	1	0	44	26	518	295
15	DHQ Hospital Sheikhpura	117	116	18	18	0	0	1	1	136	135
16	Sheikh Zayed Hospital Rahim Yar Khan	376	321	53	41	8	7	1	0	438	369
17	Special Clinic Chiniot	22	22	17	17	0	0	1	1	40	40
18	ART Center Kot Momin	164	130	200	161	35	19	0	0	399	310
19	ART Center Peds Kunjah	0	0	0	0	112	112	0	0	112	112
20	Fountain House Lahore	11	9	0	0	0	0	14	6	25	15
21	Basheeran Begum Jalalpur Jattan	12	7	21	15	0	0	0	0	33	22
<b>Sindh</b>											
22	Civil Hospital, Karachi	4549	3174	500	437	11	2	129	108	5189	3721
23	Peaditric Unit, Civil Hospital, Karachi	0	0	0	0	272	219	0	0	272	219
24	Indus Hospital, Karachi	1003	750	156	140	0	0	53	48	1212	938
25	Aga Khan Hospital Adult, Karachi	79	73	19	18	0	0	0	0	98	91
26	Aga Khan Hospital Peds, Karachi	0	0	0	0	88	81	0	0	88	81
27	ART Center Liyari Karachi	172	169	13	12	1	1	5	4	191	186
28	Chanka Medical College Hospital, Larkana	1779	1523	451	421	19	8	32	27	2281	1979
29	Jinnah Post Graduate Medical College	17	14	1	1	0	0	4	4	22	19
30	Liaquat University of Medical & Health Sci	221	221	89	87	1	1	2	2	313	311
<b>Khyber Pakhtunkhwa</b>											
31	Hayatabad Medical Complex, Peshawar	1648	1423	506	492	106	91	23	14	2283	2020
32	Lady Reading Hospital Peshawar	182	126	29	29	2	2	0	0	213	157
33	KDA Hospital, Kohat	303	271	133	125	23	22	0	0	459	418
<b>Balochistan</b>											
34	Bolan Medical Complex, Quetta	608	448	148	136	26	23	9	7	791	614
35	ART Center, Turbat	264	164	33	27	11	8	0	0	308	199
<b>Total</b>		<b>26683</b>	<b>20378</b>	<b>5400</b>	<b>4613</b>	<b>1337</b>	<b>1080</b>	<b>478</b>	<b>355</b>	<b>33898</b>	<b>26426</b>

Source:- National AIDS Control Programme, NIH, Islamabad

## 4.3(a) Register Veterinary Medical Practitioner With PVMC- 2019

RVMP Registration for the year of 2017	Male	Female	D.V.M	M.Sc	M.Phil	Ph.D	Total
Jan	79	9	88	Nil	Nil	Nil	88
Feb	81	5	86	Nil	Nil	Nil	86
Mar	61	2	63	Nil	Nil	Nil	63
Apr							
May							
Jun							
Jul							
Aug							
Sep							
Oct							
Nov							
Dec							
<b>Total</b>	<b>221</b>	<b>16</b>	<b>237</b>	<b>Nil</b>	<b>Nil</b>	<b>Nil</b>	<b>237</b>

Total RVMP Registered since 1<sup>st</sup> January 2019 to 31<sup>st</sup> March 2019= 237  
Total RVMP Registered since 30<sup>th</sup> Mar 2000 to 31<sup>st</sup> March 2019= 13699

Source:- Pakistan Veterinary Medical Council, Islamabad.

## 4.3(b) Registered Animal Husbandry Graduate With PVMC- 2019

RVMP Registration for the year of 2016	Male	Female	B.Sc. (Hons) A.H	M.Sc.	Ph.D	Total
Jan	Nil	Nil	Nil	Nil	Nil	Nil
Feb	Nil	Nil	Nil	Nil	Nil	Nil
Mar	Nil	Nil	Nil	Nil	Nil	Nil
Apr						
May						
Jun						
Jul						
Aug						
Sep						
Oct						
Nov						
Dec						
Total	Nil	Nil	Nil	Nil	Nil	Nil

Total RAHG Registered since 1<sup>st</sup> January 2019 to 31<sup>st</sup> March 2019= Nil  
 Total RAHG Registered since 30<sup>th</sup> May 2000 to 31<sup>st</sup> March 2018= 506

Source:- Pakistan Veterinary Medical Council, Islamabad.



#### 4.4 Tuberculosis Report (FTI) (Oct-Dec, 2018)

Provinces/Regions	TB Cases B+ (N+R)	CDR B+	TB All Types			CDR Total	% Treatment Success Rate* (TSR)
			Male	Female	Total		
Punjab	19786	29	26283	24422	50705	69%	NA
Sindh	7728	25	9675	8375	18050	56%	NA
K.P.K	3150	21	5349	4986	10335	62%	NA
Balochistan	890	12	1172	1315	2487	30%	NA
F.A.T.A	279	9	511	528	1039	31%	NA
Gilgit Baltistan	83	9	268	331	599	63%	NA
AJK	431	20	592	506	1098	40%	NA
ICT	117	12	221	202	423	32%	NA
Pakistan	32464	25	44071	40665	84736	61%	NA

CDR : Case Deduction Rate

B+ Bacteriologically positive N+ New Case

R: Replapse Cases \* Available One Year Lag

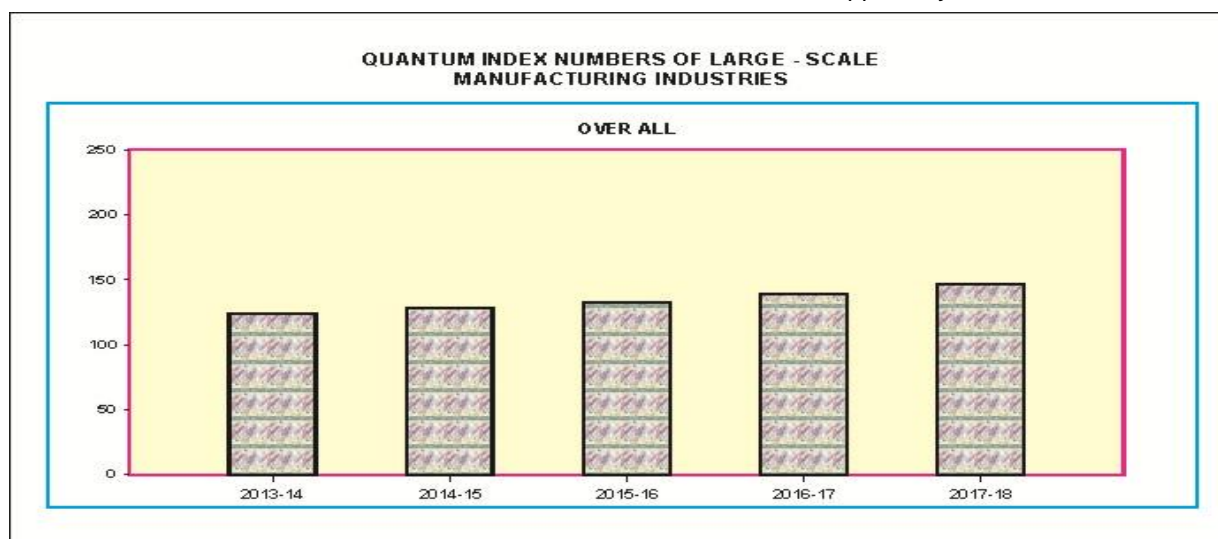
Source: National TB Control Programme NIH, Islamabad.

## 5. MANUFACTURING

### 5.1 Quantum Index Numbers of Large-Scale Manufacturing Industries

Year/month	Manufacturing (Over all)	Selected Items						
		Vegetable Ghee	Tea Blended	Cigarettes	Cotton Yarn	Cotton Cloth	Jute Goods	Paper & Board
(2005-06=100)								
2013-14	123.68	102.92	160.00	100.54	130.52	114.64	97.34	150.82
2014-15	127.89	102.88	184.39	97.71	131.94	114.73	90.32	136.53
2015-16	131.90	107.79	216.69	83.45	133.73	114.98	52.99	134.42
2016-17	139.55	111.15	234.42	53.54	134.62	115.44	57.31	147.30
2017-18	147.99	122.44	250.36	92.08	134.70	115.48	70.98	161.12
2018 Apr	159.35	135.14	230.04	117.44	134.36	114.72	76.19	162.79
May	141.29	154.31	232.89	104.20	134.52	114.98	76.62	163.29
Jun	126.31	114.05	186.92	29.66	134.41	114.32	59.00	161.63
Jul	135.64	122.43	226.87	84.89	134.16	115.71	62.10	159.31
Aug	132.75	120.25	230.25	95.83	134.31	115.78	56.45	153.72
Sep	134.29	117.72	222.64	101.16	134.41	115.84	61.35	155.45
Oct	143.32	119.37	255.92	106.91	134.65	115.94	69.00	183.90
Nov	134.55	116.45	251.96	98.47	134.56	115.54	64.36	134.32
Dec	135.56	117.14	279.26	92.35	135.03	115.58	63.59	133.54
2019 Jan	169.28	121.19	293.00	115.20	135.21	115.64	60.09	165.39
Feb	160.60	120.36	261.72	108.31	135.47	116.11	54.31	151.85
Mar	162.25	117.15	244.92	112.37	135.48	116.37	58.75	172.38
Apr	147.72	119.80	199.02	112.90	134.40	114.78	60.76	149.91

Source:- (i) Provincial Bureau of Statistics  
(ii) Ministry of Industries



Contd.

## 5.1 Quantum Index Numbers of Large-Scale Manufacturing Industries

Year/month	Selected Items					
	Cement	Auto Mobile	Fertilizers			
			Nit Fertilizer	Phos Fertilizer	Total	
(2005-2006=100)						
2013-14	169.24	91.15	104.81	137.52	107.75	
2014-15	173.37	112.59	108.91	150.60	112.66	
2015-16	190.86	130.74	125.14	160.24	128.30	
2016-17	199.43	145.41	127.03	164.74	130.42	
2017-18	221.65	171.32	114.39	149.37	117.54	
2018	Apr	244.67	187.58	114.95	87.83	112.51
	May	225.99	171.55	102.62	140.75	106.06
	Jun	170.59	147.68	117.24	158.20	120.92
	Jul	201.29	180.17	119.49	163.66	123.46
	Aug	193.15	155.32	120.99	162.98	124.77
	Sep	209.37	168.87	117.69	153.97	120.96
	Oct	255.98	192.39	138.39	139.03	138.44
	Nov	211.96	158.90	131.19	162.71	134.03
	Dec	208.79	118.04	134.61	153.42	136.30
2019	Jan	213.45	161.30	116.89	92.29	114.68
	Feb	184.16	145.00	97.70	152.27	102.61
	Mar	231.03	152.89	120.14	162.43	123.95
	Apr	254.88	140.67	121.79	163.44	125.53

Source: (i) Provincial Bureaus of Statistics  
(ii) M/o. Industries & Production

## 5.2 Production of Manufacturing Items

Year / Month	Vegetable Ghee (i)		Sugar (i)		Tea Blended (ii)		
	No. of reporting factories	Production (Tonnes)	No. of reporting factories	Production (Tonnes)	No. of reporting factories	Production (Tonnes)	
2013-14	87	1185215	84	5582353	10	101758	
2014-15	87	1184760	78	5149776	10	117270	
2015-16	87	1241346	78	5114899	10	137818	
2016-17	87	1280086	78	7048558	10	149091	
2017-18	94	1410062	84	6565817	10	159229	
2018	Apr	94	129693	84	810800	10	12192
	May	94	148091	84	91525	10	12343
	Jun	94	109454	84	9903	10	9907
	Jul	94	117497	84	0	10	12024
	Aug	94	115400	84	0	10	12203
	Sep	94	112979	84	0	10	11800
	Oct	94	114562	84	0	10	13564
	Nov	94	111757	84	0	10	13354
	Dec	94	112418	84	554544	10	14801
2019	Jan	94	116302	84	1571256	10	15529
	Feb	94	115504	84	1602774	10	13871
	Mar	94	112425	84	1170295	10	12981
	Apr	94	114970	84	376866	10	10548

Contd.

## 5.2 Production of Manufacturing Items

Year/month	Beverages (i)		Cigarettes (ii)		
	No. of reporting factories	Production (000 litres)	No. of reporting factories	Production (Million Nos.)	
2013-14	53	2551646	14	64482	
2014-15	48	2955748	7	62667	
2015-16	48	3137139	7	53522	
2016-17	48	3564599	7	34341	
2017-18	48	3559218	7	59058	
2018	Apr	48	392969	7	6277
	May	48	399180	7	5569
	Jun	48	343310	7	1585
	Jul	48	335527	7	4537
	Aug	48	395830	7	5122
	Sep	48	338311	7	5407
	Oct	48	287533	7	5714
	Nov	48	214926	7	5263
	Dec	48	140397	7	4936
2019	Jan	48	146889	7	6157
	Feb	48	207867	7	5789
	Mar	48	308847	7	6006
	Apr	48	339789	7	6034

\* In the new base 2005-06 Beverages has been replaced by soft drinks, juices, syrups and squashes and liquors.

Source: (i) Provincial Bureaus of Statistics  
(ii) M/o. Industries & Production

Contd.

## 5.2 Production of Manufacturing Items

Year/Month	No. of reporting factories	Cotton Textiles (Mills sector)													
		Capacity installed			Capacity worked			Spindle hours worked (Mn. No.)	Looms hours worked (Mn.No.)	Rotors hours worked (Mn.No.)	Consumption of Raw Cotton (Tonnes)	Total Yarn Production (Tonnes)	Surplus Yarn (Tonnes)	Total Production of Cloth(000) (Sq.m)	
		No. of Spindles (000)	No. of Looms (000)	No. of Rotors (000)	No. of Spindles (000)	No. of Looms (000)	No. of Rotors (000)								
2013-14	411	13184340	7934	185387	10998890	5890	125420	78474	29	575	111246	3323655	3222	1036100	
2014-15	411	13184340	7934	185387	11057945	5234	113323	78399	29	582	113468	3359978	3358	1036950	
2015-16	408	13409420	8188	187259	11263025	5488	115041	78549	28	568	115286	3415339	3302	1039183	
2016-17	408	13409420	9084	198801	11338265	6384	126583	77213	30	596	115871	3428048	3312	1043290	
2017-18	408	13409420	9084	198801	11338265	6384	126583	79436	29	593	116176	3430050	3314	1043740	
2018	Apr	408	13409420	9014	198801	11313185	6037	126583	6460	3	50	9710	285125	275	86405
	May	408	13409420	9014	198801	11313185	6037	126583	6580	3	52	9870	285470	277	86600
	Jun	408	13409420	9084	198801	11338265	6384	126583	6620	2	48	9727	285240	275	86100
	Jul	408	13409420	9084	198801	11338265	6384	126583	6805	2	50	9858	284700	274	87150
	Aug	408	13409420	9084	198801	11338265	6384	126583	6885	2	50	9873	285015	275	87200
	Sep	408	13409420	9084	198801	11338265	6384	126583	6632	2	49	9742	285240	275	87250
	Oct	408	13409420	9084	198801	11338265	6384	126583	6885	2	50	9762	285750	276	87325
	Nov	408	13409420	9084	198801	11338265	6384	126583	6332	2	49	9759	285545	276	87025
	Dec	408	13409420	9084	198801	11338265	6384	126583	6881	2	49	9834	286550	277	87050
2019	Jan	408	13409420	9084	198801	11338265	6384	126583	6889	2	52	9876	286925	277	87100
	Feb	408	13409420	9084	198801	11338265	6384	126583	5942	2	48	8925	287475	279	87450
	Mar	408	13409420	9084	198801	11338265	6384	126583	6903	2	52	9883	287500	278	87650
	Apr	408	13409420	9084	198801	11338265	6384	126583	6649	2	52	9740	285200	275	86450

Source: Textile Commissioner Organization Karachi.

## 5.2 Production of Manufacturing Items

Year / Month	Cotton Cloth (Mills Sector) (Thousand square metres)															Grand Total
	Fine					Medium					Coarse					
	Grey	Bleached	Dyed & Printed	Blended	Total	Grey	Bleached	Dyed & Printed	Blended	Total	Grey	Bleached	Dyed & Printed	Blended	Total	
2013-14	331866	42582	88206	41322	503976	122718	55810	172038	6834	257400	116574	30150	18442	9558	174724	1036100
2014-15	331986	42702	88326	41442	504456	122838	55834	172146	7266	358084	116706	29154	18058	10492	174410	1036950
2015-16	332500	43042	88491	41699	505732	123095	55999	172216	7353	358663	116821	29281	18167	10537	174806	1039201
2016-17	334305	40579	86469	39118	500470	122312	54492	172566	6054	355424	120793	3228	21312	13062	187395	1043289
2017-18	337105	38495	84542	36954	497073	114052	53382	170909	5677	353020	123149	34060	23285	13805	194299	1044405
2018 Apr	28005	3115	7010	3030	41150	10185	4406	14075	454	29120	10203	2846	1941	1145	16135	86405
May	28073	3129	7017	3036	41255	10206	4413	14102	460	29181	10221	2850	1945	1148	16164	86600
Jun	27927	3084	7002	2992	41005	10064	4404	14087	451	29006	10173	2836	1939	1141	16089	86100
Jul	28215	3173	7195	3068	41651	10213	4485	14135	492	29325	10205	2878	1943	1148	16174	87150
Aug	28220	3181	7197	3079	41677	10229	4488	14142	493	29352	10210	2881	1939	1141	16171	87200
Sep	28272	3189	7245	3081	41787	10219	4424	14130	487	29260	10198	2894	1956	1155	16203	87250
Oct	28281	3185	7201	3082	41749	10241	4497	14157	497	29392	10207	2888	1945	1144	16184	87325
Nov	28009	3179	7233	3080	41501	10235	4423	14141	478	29277	10241	2897	1949	1160	16247	87025
Dec	28029	3167	7241	3069	41506	10232	4417	14137	480	29266	10265	2891	1957	1165	16278	87050
2019 Jan	28241	3163	7189	3072	41665	10223	4476	14115	486	29300	10186	2871	1938	1140	16135	87100
Feb	28198	3197	7279	3086	41760	10268	4439	14161	482	29350	10299	2899	1967	1175	16340	87450
Mar	28282	3181	7294	3093	41850	10297	4462	14189	493	29441	10295	2897	1979	1188	16359	87650
Apr	27901	3119	7170	3021	41211	10203	4404	14046	458	29111	10217	2858	1921	1132	16128	86450

Source: Textile Commissioner's Organization, Karachi.

Contd.

## 5.2 Production of Manufacturing Items

Year / month	No. of reporting factories	Jute Textiles									Raw Jute consumed (Bales)
		Capacity installed		Capacity worked		Production (Tonnes)					
		No. of Spindles	No. of Looms	No. of Spindles	No. of Looms	Total	Hessian	Sacking	Others		
2013-14	10	24200	1091	20185	880	101722	15142	71339	15241	563071	
2014-15	10	24544	1092	20607	847	94392	13126	64840	16426	522547	
2015-16	10	24272	1138	12917	711	59890	9466	36785	13639	331547	
2016-17	10	24712	1072	14331	796	74180	9970	49458	14752	410655	
2017-18	10	25208	1102	14719	793	63511	11062	41817	10632	351593	
2018	Apr	10	24712	1072	13756	726	6635	585	4896	1154	36691
	May	10	24712	1072	14685	802	6673	789	4954	930	36902
	Jun	10	24712	1072	14331	796	5138	753	3601	784	28413
	Jul	10	24712	1072	13971	743	5408	847	3630	931	29906
	Aug	10	24712	1072	13862	754	4916	857	3239	820	27185
	Sep	10	24712	1072	13363	735	5343	1021	3358	964	29547
	Oct	10	24712	1072	13675	718	6009	1083	3675	1251	33230
	Nov	10	24712	1072	13799	744	5605	959	3455	1191	30996
	Dec	10	24712	1072	13636	736	5538	1152	3338	1048	30625
2019	Jan	10	25204	1106	13340	723	5233	1238	3125	870	28938
	Feb	10	25204	1106	13031	732	4731	944	3029	758	26162
	Mar	10	25208	1106	12511	720	5116	1036	3281	799	28291
	Apr	10	25208	1106	12308	690	5291	851	3636	804	29259

Source: Pakistan Jute Mills Association, Lahore.

Contd.



## 5.2 Production of Manufacturing Items

Year/month	Paper		Paper Board		
	No. of reporting factories	Production (Tonnes)	No. of reporting factories	Production (Tonnes)	
2013-14	19	218655	12	465845	
2014-15	36	203994	21	415657	
2015-16	36	233146	21	376913	
2016-17	36	263876	21	404625	
2017-18	36	273898	21	457331	
2018	Apr	36	24230	21	37338
	May	36	22902	21	38855
	Jun	36	22687	21	38441
	Jul	36	22243	21	38008
	Aug	36	21737	21	36402
	Sep	36	20658	21	38135
	Oct	36	24242	21	45310
	Nov	36	21338	21	29461
	Dec	36	20792	21	29715
2019	Jan	36	23423	21	39127
	Feb	36	20520	21	36912
	Mar	36	23389	21	41807
	Apr	36	20074	21	36622

## 5.2 Production of Manufacturing Items

Year / month	Chemicals (Tonnes)					
	No. of reporting factories	Soda Ash (i)	Caustic Soda (i)	Sulphuric Acid (ii)	Chlorine Gas (ii)	
2013-14	2	39998	167465	85348	14960	
2014-15	2	35794	183952	70229	17355	
2015-16	2	41682	225250	75139	16397	
2016-17	2	40475	223855	55979	16316	
2017-18	2	42082	270126	48217	17233	
2018	Apr	2	46576	27183	3074	1522
	May	2	47425	25298	3726	1272
	Jun	2	45712	22577	3945	1220
	Jul	2	44820	24164	3937	1463
	Aug	2	43341	22053	4021	1589
	Sep	2	46011	20517	4269	1581
	Oct	2	48578	21825	8318	1594
	Nov	2	44551	21133	2708	1476
	Dec	2	48487	17294	6536	1535
2019	Jan	2	47843	18263	3350	1583
	Feb	2	40805	18843	3181	1368
	Mar	2	51335	21830	3493	1501
	Apr	2	51184	20389	3131	1439

Source:- (i) Provincial Bureaus of Statistics  
(ii) M/o. Industries & Production.

Contd.

## 5.2 Production of Manufacturing Items

Year/ month	Chemical Fertilizers (Tonnes) (i)						Paints & Varnishes Solid(ii)		Paints & Varnishes Liquid (ii)	
	No. of reporting factories	Urea	Super Phosphate	Ammonium Nitrate	Nitro Phosphate	DI.Amm. Phosphate	No. of reporting factories	Production (Tonnes)	No. of reporting factories	Production (000 Ltrs.)
2013-14	11	4930283	87754	519104	447168	693142	22	37236	20	40528
2014-15	11	5073083	63583	569182	501901	754853	22	48631	20	43077
2015-16	11	5846881	89461	647351	594633	787578	22	53651	20	54028
2016-17	14	5912728	81649	664656	630156	802385	22	49173	20	56563
2017-18	14	5405194	65194	518947	471352	758379	22	54302	20	49282
2018 Apr	14	456692	3681	40092	34493	30945	22	5148	20	3716
May	14	408834	5422	34716	27134	62100	22	5631	20	3748
Jun	14	471807	4525	34115	31836	71185	22	4219	20	3358
Jul	14	478105	6482	39707	36044	73321	22	4213	20	3392
Aug	14	486140	2072	39945	36921	75494	22	3867	20	3662
Sep	14	46682	8807	40127	36747	64540	22	3765	20	3530
Oct	14	559904	12979	36118	34824	55710	22	4825	20	3579
Nov	14	524742	12854	36845	43967	66483	22	4005	20	3714
Dec	14	537310	3758	40088	38835	63538	22	3969	20	3363
2019 Jan	14	460831	4987	42257	42430	30723	22	4323	20	3738
Feb	14	373433	6594	42131	44350	60989	22	4382	20	3694
Mar	14	491646	6218	25936	22903	74920	22	4800	20	3388
Apr	14	494799	9747	28964	29395	72753	22	4832	20	3759

Source: (i) Provincial Bureau of Statistics.  
(ii) M/o. Industries & Production.

Contd.

## 5.2 Production of Manufacturing Items

Year/Month	No. of Reporting Refineries	Petroleum Products (000 Ltrs.)												
		Jet Fuel	Kerosene	Motor Spirit	High Speed Diesel	Diesel Oil N.O.S.	Furnace Oil	Lubricating Oil	Jute Batching Oil	Solvent-Neptha	L.P.G.	Petroleum Products N.O.S.	Total Petroleum Products	
2013-14	4	995514	175699	2171499	5088237	60893	3041178	224608	2789	1008195	380597	279584	13428792	
2014-15	4	1032079	218450	2195500	5327291	56827	3121192	209475	2666	1382571	382403	296135	14224589	
2015-16	4	1080694	183786	2215729	5235662	34950	3079586	233193	1759	1242105	441358	410818	14159638	
2016-17	4	1134864	161097	2517957	5466522	28770	3215366	216810	2596	1026183	501370	367459	14638994	
2017-18	4	1128146	141600	2988436	6282558.4	38369	3477921	200204	2831	1084763	725174	507135.99	1152127	
2018	Apr	4	100646	9833	268276	572544	4467	312768	19439	363	93840	77951	43961	1504087
	May	4	101648	11891	273393	588953	3404	336518	17076	181	91193	71611	46012	1541881
	Jun	4	78566	14740	275714	555621	5183	268214	17802	277	73227	59023	39956	1388324
	Jul	4	77958	15557	15557	519779	2410	285800	18008	114	54078	78687	25729	1357165
	Aug	4	84538	14465	14465	480874	2879	270905	17291	207	55382	71130	23582	1290484
	Sep	4	75221	10595	10595	495763	4959	268741	17793	282	45356	74732	23967	1287603
	Oct	4	96258	9604	9604	506857	4202	284017	19042	221	77755	77644	29041	1381358
	Nov	4	83113	5663	5663	482977	4057	248256	17226	204	42649	70981	29328	1242683
	Dec	4	94490	10514	10514	364685	2375	195711	20443	149	72140	66374	28385	1056766
2019	Jan	4	110719	12269	12269	449000	4156	246383	18632	242	86694	75813	28928	1287206
	Feb	4	83839	10297	10297	450671	4158	227333	17013	254	67803	67258	21260	1198491
	Mar	4	99883	10648	10648	468570	4390	249164	21146	247	74753	77026	27298	1312804
	Apr	4	62479	13042	13042	551265	4555	267264	18797	154	78961	70181	27681	1366650

Source:- Oil Companies Advisory Committee.

Contd.

## 5.2 Production of Manufacturing Items

Year/month	Manufacture/Assembly of Automobiles (Nos.) (i)							Bicycles (ii)		
	Cars	Jeeps (4x4)	Light commercial vehicles	Trucks	Buses	Motor Cycles	Tractors	No. of reporting factories	Production (Nos.)	
2013-14	116281	1217	17477	2674	559	1728137	34524	3	203669	
2014-15	152524	1109	28189	4039	575	1777251	48883	3	210931	
2015-16	179944	773	35836	5666	1070	2071123	34914	3	198966	
2016-17	186936	3530	24265	7712	1118	2500650	53975	3	200218	
2017-18	217774	13364	29055	9187	784	2825071	71894	3	201901	
2018	Apr	19226	1444	2512	829	93	225532	7950	3	16940
	May	17034	1193	2061	808	66	225532	6870	3	17614
	Jun	15348	886	1877	643	70	225532	4523	3	17366
	Jul	21377	722	2741	856	108	213691	4558	3	15354
	Aug	17977	721	2305	532	99	198168	4341	3	14397
	Sep	18834	704	1971	661	74	239250	5040	3	14212
	Oct	22553	763	2143	697	61	253137	6382	3	14717
	Nov	19521	608	1796	549	99	195444	3938	3	14283
	Dec	13232	408	1631	456	74	180116	1710	3	13863
2019	Jan	20683	411	2974	504	61	208359	1675	3	13824
	Feb	17576	630	2207	424	26	186698	4235	3	13900
	Mar	18365	778	1768	348	47	193673	5578	3	13898
	Apr	14412	638	1918	391	86	207563	5673	3	15016

Source:- (i) Provincial Bureau of Statistics  
(ii) M/o. Industries & Production

Contd.

## 5.2 Production of Manufacturing Items

Year/month	Steel Products (Tonnes) (i)						
	Coke	Pig iron	Billets	H.R. sheets/ strips/plates/ coils	C.R. sheets/ strips/plates/ coils	Galvanized sheets	
2013-14	275777	265478	2730992	127028	2848	0	
2014-15	57394	1509	3183258	0	0	0	
2015-16	0	0	4099000	0	0	0	
2016-17	0	0	408000	0	0	0	
2017-18	0	0	424000	0	0	0	
2018	Apr	0	0	396,000	0	0	0
	May	0	0	375,000	0	0	0
	Jun	0	0	442,000	0	0	0
	Jul	0	0	436,000	0	0	0
	Aug	0	0	430,000	0	0	0
	Sep	0	0	415,000	0	0	0
	Oct	0	0	320,000	0	0	0
	Nov	0	0	321,000	0	0	0
	Dec	0	0	283,000	0	0	0
2019	Jan	0	0	255,000	0	0	0
	Feb	0	0	258,689	0	0	0
	Mar	0	0	272,265	0	0	0
	Apr	0	0	293,082	0	0	0

Source: M/o. Industries &amp; Production.

Contd.

## 5.2 Production of Manufacturing Items

Year/Month	Cycle Tyres (i)		Cycle Tubes (i)		Motor tyres (i)		Motor tubes (i)		Cement (ii)		
	No. of reporting factories	Production (000 Nos.)	No. of reporting factories	Production (000 Nos.)	No. of reporting factories	Production (000 Nos.)	No. of reporting factories	Production (000 Nos.)	No. of reporting factories	Production (000 MT)	
2013-14	10	4038	10	8061	8	8802	8	20825	23	31418	
2014-15	10	4633	10	8391	8	9058	8	22001	23	32185	
2015-16	10	4205	10	7285	8	9735	8	24467	23	35432	
2016-17	10	3930	10	7577	8	9710	8	24635	23	37022	
2017-18	10	3896	10	8111	8	10415	8	24675	23	41148	
2018	Apr	10	355	10	786	8	901	8	2055	23	3785
	May	10	358	10	790	8	874	8	2059	23	3496
	Jun	10	307	10	630	8	834	8	2056	23	2639
	Jul	10	360	10	789	8	914	8	2060	23	3114
	Aug	10	363	10	792	8	864	8	2065	23	2988
	Sep	10	365	10	796	8	895	8	2111	23	3239
	Oct	10	368	10	800	8	931	8	2133	23	3960
	Nov	10	372	10	805	8	925	8	2114	23	3279
	Dec	10	379	10	814	8	869	8	2140	23	3230
2019	Jan	10	392	10	830	8	848	8	2173	23	3302
	Feb	10	391	10	834	8	877	8	2127	23	2849
	Mar	10	405	10	856	8	954	8	2130	23	3574
	Apr	10	412	10	860	8	915	8	2139	23	3943

Source:(i) Provincial Bureaus' of Statistics.  
(ii) M/o. Industries & Production.

Contd.

## 5.2 Production of Manufacturing Items

Year/month	No. of Reporting Factories	Electric Bulbs (iii) Production (000 Nos.)	No. of Reporting Factories	Electric Tubes (iii) Production (000 Metres)	
2013-14	7	75106	0	0	
2014-15	7	64623	0	0	
2015-16	7	73915	0	0	
2016-17	7	72394	0	0	
2017-18	7	76440	0	0	
2018	Apr	7	6797	0	0
	May	7	6070	0	0
	Jun	7	5366	0	0
	Jul	7	6328	0	0
	Aug	7	6365	0	0
	Sep	7	6158	0	0
	Oct	7	5084	0	0
	Nov	7	4778	0	0
	Dec	7	4781	0	0
2019	Jan	7	4785	0	0
	Feb	7	4767	0	0
	Mar	7	5981	0	0
	Apr	7	5981	0	0



## 5.2 Production of Manufacturing Items

Year/Month		Sewing Machines		Electric Motors		Electric Transformers		T.V. Sets	
		No. of reporting factories	Production (Nos.)	No. of reporting factories	Production (Nos.)	No. of reporting factories	Production (Nos.)	No. of reporting factories	Production (Nos.)
2013-14		8	19834	19	9906	7	12175	9	426600
2014-15		8	19272	19	9013	7	24993	9	428164
2015-16		8	13465	19	7319	7	32758	9	453205
2016-17		8	18290	19	9206	7	36995	9	438869
2017-18		8	23451	19	36874	7	42915	9	368412
2018	Apr	8	1626	19	2662	7	4009	9	22198
	May	8	4341	19	2534	7	3689	9	28331
	Jun	8	1616	19	1144	7	3894	9	31670
	Jul	8	2964	19	3947	7	2775	9	32134
	Aug	8	1385	19	2208	7	2683	9	32278
	Sep	8	2828	19	3711	7	3128	9	31601
	Oct	8	3137	19	4975	7	3125	9	32858
	Nov	8	3597	19	6303	7	2738	9	32967
	Dec	8	2828	19	2132	7	2733	9	32700
	2019	Jan	8	3670	19	8653	7	2553	9
Feb		8	2727	19	3176	7	2467	9	31104
Mar		8	3307	19	4078	7	2314	9	30788
Apr		8	3356	19	4204	7	2308	9	30668

Source: Provincial Bureaus of Statistics.

## 6. MONEY & CREDIT

### 6.1 Reserve Money

(Million Rupees)

Components	2013-14	2014-15	2015-16	2016-17	2017-18
A. Currency in Circulation	2177873	2554749	3333784	3911315	4387828
B. Cash in Tills	139490	160299	229331	264627	255891
C. Other Deposits with SBP1	13147	13747	18756	22692	26962
D. Bank Deposits	530746	413234	391760	669338	813949
Reserve Money (A+B+C+D)		3142030	3973631	4867971	5484630
Factor Affecting Reserve Money (RM)	2861256				
A. Net Foreign Assets		722415	1033016	828923	12453
B. Net Domestic Assets (1+2+3)		2419615	2940615	4039049	5472177
1. Net Govt. Sector Borrowing (i+ii)	2432250	1919064	1430400	2337124	3600435
i. Borrowings for Budgetary Support	2409794	1928868	1442243	2350109	3613406
a) Federal Government	22456	2098634	1730308	2440624	3667619
of which deposits with SBP		-235865	-329211	-91238	-40546
b) Provincial Government	494563	-168045	-278291	-88555	-43840
Balochistan		-42170	-18257	-1460	-5329
Khyber Pakhtunkhwa	500041	-27663	-76020	-30245	-23945
Punjab	51923	-74384	-96432	-38146	-5114
Sindh	42833	-23829	-87581	-18704	-9453
c) AJK Government	160553	3049	955	7279	5515
d) Gilgit-Baltistan	--	-4769	-10730	-9239	-15888
ii. Others	244731	-9803	-11843	-12985	-12971
2. Credit to Non-Govt. Sector (i+ii+iii)		394911	402348	491157	562297
i. Claims on Scheduled Banks(a+b+c+d+e)	18597	400734	407364	500160	569866
a. Agriculture Sector	-24075	52026	51758	1217	1056
b. Industrial Sector		39405	42321	79196	113524
c. Export Sector	-555023	193124	204617	238383	292539
d. Housing Sector	2371790	-	-	-	-
e. Others	489467	116178	108668	181364	162747
ii. Claims on NBFIs	2861256	18252	19228	15241	16675
iii. PSEs Special A/c Debt Repayment with SBP/PSPC*	--	-24075	-24244	-24244	-24244
3. Other Items (Net)	--	105639	1107867	1210768	1309445
Reserve Money (RM) (A+B)	--	3142030	3973631	4867971	5484630

P Provisional

Source: Statistics &amp; Data Warehouse Department, SBP.

Note: 1. Excluding IMF A/c Nos. 1&2, SAF loan account, counterpart funds, deposits of foreign central banks, foreign govts. International organizations and deposit money banks.

- i. Data is based on weekly returns. The quarterly data covers the period up to the last working day of the month and others months data up to the last working day of last week.
- ii. Data from 30 June 2013 onward is revised on account of reclassification of SBP accounts.

## 6.1 Reserve Money

(Million Rupees)

Components	2018			
	Apr.,	May,	Jun.,	Jul.,
A. Currency in Circulation	4190279	4367855	4387828	4413596
B. Cash in Tills	233884	261674	255891	229300
C. Other Deposits with SBP1	23732	26383	26962	28120
D. Bank Deposits	680539	716538	813949	781588
Reserve Money (A+B+C+D)	5128434	5372450	5484630	5452605
Factor Affecting Reserve Money (RM)				
A. Net Foreign Assets	355243	196588	11602	146262
B. Net Domestic Assets (1+2+3)	4773190	5175862	5473029	5306343
1. Net Govt. Sector Borrowing (i+ii)	3657662	4742798	3600077	3655042
i. Borrowings for Budgetary Support	3666206	4751412	3613047	3668676
a) Federal Government	3823090	4914953	3667260	3829572
of which deposits with SBP	-973215	-10869	-12957	-1794627
b) Provincial Government	-138897	-146300	-43840	-145504
Balochistan	-37253	-26796	-5329	-9300
Khyber Pakhtunkhwa	-52598	-47766	-23945	-43343
Punjab	-16245	-45992	-5114	-69779
Sindh	-32501	-25747	-9453	-23081
c) AJK Government	-589	1256	5515	2361
d) Gilgit-Baltistan	-17397	-18497	-15888	-17754
ii. Others	-8544	-8614	-12971	-13633
2. Credit to Non-Govt. Sector (i+ii+iii)	564723	560000	565866	577825
i. Claims on Scheduled Banks(a+b+c+d+e)	572757	568063	573178	585079
a. Agriculture Sector	894	935	1056	1007
b. Industrial Sector	107481	109296	113524	113556
c. Export Sector	298342	291792	292558	308779
d. Housing Sector	--	-	-	-
e. Others	166040	166040	166040	161738
ii. Claims on NBFIs	16210	16181	16932	16990
iii. PSEs Special A/c Debt Repayment with SBP/PSPC*	-24244	-24244	-24244	-24244
3. Other Items (Net)	550806	-126936	1307085	1073476
Reserve Money (RM) (A+B)	5128433	5372450	5484630	5452605

Contd.

## 6.1 Reserve Money

(Million Rupees)

Components	2018			
	Aug.,(R)	Sep., (R )	Oct.,	Nov.,
A. Currency in Circulation	4618601	4378519	4441899	4547788
B. Cash in Tills	250269	224115	215134	220150
C. Other Deposits with SBP <sup>1</sup>	28205	28347	28341	27498
D. Bank Deposits	698554	822689	714896	963044
Reserve Money (A+B+C+D)	5595629	5453669	5400269	5758480
<b>Factor Affecting Reserve Money (RM)</b>				
A. Net Foreign Assets	78241	-79707	-119569	-339960
B. Net Domestic Assets (1+2+3)	5517388	5533376	5519839	6098440
1. Net Govt. Sector Borrowing (i+ii)	4695341	5118495	6247820	6666742
i. Borrowings for Budgetary Support	4708614	5131734	6261329	6680584
a) Federal Government	4946562	5403499	6526270	6858860
of which deposits with SBP	-38087	-38119	-38049	-38024
b) Provincial Government	-219844	-252730	-247931	-156922
Balochistan	-18716	-24208	-24711	-31176
Khyber Pakhtunkhwa	-54647	-50843	-61277	-42273
Punjab	-96704	-116462	-100439	-52354
Sindh	-49777	-61218	-61505	-31119
c) AJK Government	833	918	2532	-1461
d) Gilgit-Baltistan	-18937	-19954	-19542	-19893
ii. Others	-13273	-13239	-13509	-13842
2. Credit to Non-Govt. Sector (i+ii+iii)	374291	549104	595159	626947
i. Claims on Scheduled Banks(a+b+c+d+e)	381297	556025	601921	633034
a. Agriculture Sector	1053	1032	1075	1069
b. Industrial Sector	115779	116584	117474	122457
c. Export Sector	101717	269256	314215	340309
d. Housing Sector	-	-	-	-
e. Others	162748	169153	169156	169198
ii. Claims on NBFIs	17239	17323	17482	18157
iii. PSEs Special A/c Debt Repayment with SBP/PSPC*	-24244	-24244	-24244	-24244
3. Other Items (Net)	447755	-134224	-1323140	-1195249
Reserve Money (RM) (A+B)	5595629	5453669	5400269	5758480

Contd.

## 6.1 Reserve Money

(Million Rupees)

Components	2018	2019			
	Dec.,	Jan.,	Feb.,	Mar.,	Apr.,
A. Currency in Circulation	4531098	4661317	4744980	4737499	4777295
B. Cash in Tills	226119	204315	208243	222883	260271
C. Other Deposits with SBP1	27173	27198	27732	27394	34102
D. Bank Deposits	867763	856933	753885	827854	900946
Reserve Money (A+B+C+D)	5652153	5749763	5734840	5815630	5972613
Factor Affecting Reserve Money (RM)					
A. Net Foreign Assets	-532858	-676683	-699644	-489888	-731396
B. Net Domestic Assets (1+2+3)	6185011	6426446	6434484	6305518	6704009
1. Net Govt. Sector Borrowing (i+ii)	4858886	7426595	5088828	7046140	6806908
i. Borrowings for Budgetary Support	4870500	7438798	5100893	7058307	6818131
a) Federal Government	5103597	7684425	5389241	7374746	7142627
of which deposits with SBP	-38281	-86024	-2358940	-38057	-534982
b) Provincial Government	-212302	-226533	-261951	-285982	-298825
Balochistan	-33347	-31198	-39814	-37828	-33879
Khyber Pakhtunkhwa	-50186	-49449	-52759	-57845	-57729
Punjab	-97363	-109040	-135712	-161584	-174203
Sindh	-31405	-36846	-33666	-28724	-33014
c) AJK Government	-2451	-1755	-6759	-5686	-4079
d) Gilgit-Baltistan	-18344	-17340	-19638	-24772	-21593
ii. Others	-11614	-12203	-12065	-12167	-11223
2. Credit to Non-Govt. Sector (i+ii+iii)	623494	642342	649540	656252	663368
i. Claims on Scheduled Banks(a+b+c+d+e)	629418	648354	655271	662021	669162
a. Agriculture Sector	1046	998	997	1142	1127
b. Industrial Sector	126698	129695	133966	139322	141632
c. Export Sector	348622	364608	370399	375909	380747
d. Housing Sector	-	-	-	-	-
e. Others	153052	153054	149909	145647	145657
ii. Claims on NBFIs	18320	18232	18513	18475	18450
iii. PSEs Special A/c Debt Repayment with SBP/PSPC*	-24244	-24244	-24244	-24244	-24244
3. Other Items (Net)	702631	-1642491	696116	-1396874	-766267
Reserve Money (RM) (A+B)	5652153	5749763	5734840	5815630	5972613

P Provisional

Source; State Bank of Pakistan.

Note: 1. Excluding IMF A/c Nos. 1&2, SAF loan account, counterpart funds, deposits of foreign central banks, foreign govts. International organizations and deposit money banks.

i. Data is based on weekly returns. The quarterly data covers the period up to the last working day of the month and others months data up to the last working day of last week.

ii. Compilation of M I Based on weekly data has been discontinued and being compiled on monthly basis given in Table 2.1. The comparison of weekly and monthly compilation methodologies is available link, <http://www.sbp.org.pk/ecodata.asp>.

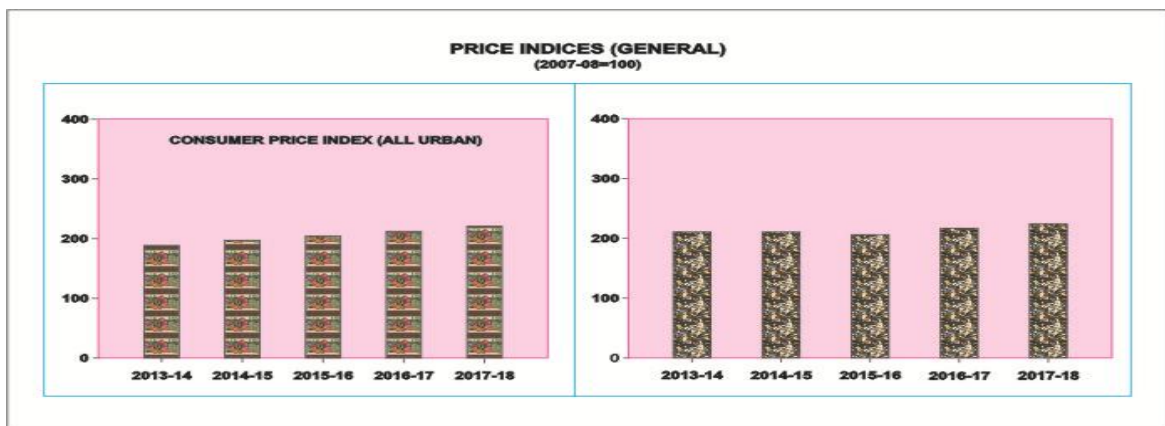
iii. Data from 30 June 2013 onward is revised on account of reclassification of SBP accounts.

\* Includes investment of Rs. 100,149 million in Pakistan Security Printing Corporation (PSPC).

## 7. PRICE

### 7.1 Price Indices (General) with Percentage Change

Year / month	Consumer price index (all urban)		Wholesale Price Index	
	index	Annual/monthly rate of change (%)	index	Annual/monthly rate of change (%)
(2007-08 = 100)				
2013-14	189.58	8.62	210.48	8.15
2014-15	198.16	4.53	209.85	-0.30
2015-16	203.82	2.86	207.65	-1.05
2016-17	212.29	4.16	216.02	4.03
2017-18	220.62	3.92	223.52	3.47
2018 Apr	224.25	1.82	228.07	1.27
May	225.40	0.51	230.98	1.28
Jun	226.68	0.57	234.40	1.48
Jul	228.80	0.94	240.04	2.41
Aug	229.27	0.21	241.93	0.79
Sep	229.14	-0.06	238.25	-1.52
Oct	234.98	2.56	248.19	4.17
Nov	234.75	0.11	249.92	0.70
Dec	233.78	-0.41	247.72	-0.88
2019 Jan	236.11	1.00	247.21	9.88
Feb	237.61	0.64	249.44	11.03
Mar	240.99	1.42	253.67	12.63
Apr	244.03	1.26	259.57	13.81



## 7.2 Combined Sensitive Price Indicator (SPI) by Quantile

Year/Month	Quantile					
	Q.1	Q.2	Q.3	Q.4	Q.5	Q.6
(2007-08=100)						
2013 - 14	201.15	206.95	208.93	210.70	209.74	208.66
2014 - 15	204.66	210.75	213.79	215.40	212.95	212.61
2015 - 16	207.35	214.44	215.92	219.76	216.77	216.09
2016 - 17	210.59	218.51	219.34	224.11	221.13	220.12
2017 - 18	212.44	220.56	222.20	226.97	225.03	223.58
2018 Apr	210.31	219.00	220.99	226.29	225.59	223.13
May	210.00	219.26	221.68	227.49	227.48	224.29
Jun	213.74	223.04	225.46	231.26	231.08	228.00
Jul	216.24	224.93	226.95	232.27	231.79	229.18
Aug	216.72	225.06	226.81	231.80	230.84	228.72
Sep	216.60	224.85	226.50	231.38	230.19	228.27
Oct	219.09	228.03	229.72	239.75	242.86	235.22
Nov	219.66	229.04	230.97	243.15	248.74	238.35
Dec	219.71	229.03	230.88	242.94	248.30	238.12
2019 Jan	221.05	230.18	231.83	244.05	249.19	239.07
Feb	224.32	233.67	235.48	249.83	256.43	244.35
Mar	227.82	237.38	239.29	253.77	260.33	248.19
Apr	229.84	239.56	241.55	256.24	263.16	250.70

## 7.3 Combined Consumer Price Index Numbers by Commodity Groups

Year/ month	General	Food & Non - Alcoholic Beverages	Alcoholic Beverages Tobacco	Clothing & Footwear	Housing water, Elec,Gas Fuels	H.hold Equip & Repair, Maintain- ance	Health	Trans- port	Communi- cation	Recre- ation & Culture	Educa- tion	Restau- rants & Hotels	Miscellne- ous goods & services
(2007-08=100)													
2012-13	174.53	195.05	191.02	175.58	151.34	179.87	156.56	186.43	126.16	169.07	156.69	203.63	199.49
2013-14	189.58	211.75	223.38	198.01	164.60	195.85	167.15	195.15	129.76	183.77	172.57	228.61	210.15
2014-15	198.16	217.32	269.93	213.82	174.93	208.68	176.19	187.22	130.09	190.29	196.40	244.58	221.13
2015-16	235.63	240.49	343.20	259.80	220.80	250.26	234.66	210.12	141.41	215.09	289.24	301.05	275.25
2016-17	212.29	226.59	368.88	233.36	192.91	223.90	201.82	172.93	131.79	196.31	235.65	269.92	240.23
2018 Apr	224.25	231.90	317.70	252.06	207.35	239.29	223.08	187.48	133.67	207.96	281.57	291.05	263.59
May	225.40	234.40	315.26	252.58	207.58	239.94	223.74	189.16	133.67	208.32	281.88	292.77	263.91
Jun	226.68	236.58	314.62	253.49	207.63	240.51	224.36	194.64	133.61	208.37	281.89	292.90	264.25
Jul	228.80	238.08	313.65	254.13	210.71	241.18	224.67	202.71	133.63	208.71	281.89	293.25	265.48
Aug	229.27	238.58	313.47	254.67	210.80	242.20	225.20	204.74	133.78	209.89	281.89	295.01	264.45
Sep	229.14	236.78	314.42	255.36	210.82	243.36	226.78	205.19	133.78	210.12	287.41	295.86	267.30
Oct	234.98	240.50	344.03	256.10	220.73	245.50	234.03	210.00	143.45	213.73	288.62	297.39	271.44
Nov	234.75	239.03	348.00	259.07	219.24	247.76	235.09	213.81	143.57	214.34	288.62	298.18	272.19
Dec	233.78	235.23	349.35	260.69	219.28	250.22	235.75	212.38	143.57	214.51	289.54	301.38	275.96
2019 Jan	236.11	235.91	353.17	261.58	226.00	252.03	236.58	209.96	143.57	215.30	288.68	302.94	278.60
Feb	237.61	239.59	354.79	261.82	226.02	255.07	237.67	209.05	143.63	215.79	289.13	303.57	280.40
Mar	240.99	247.17	355.50	263.54	226.12	257.00	239.12	211.31	143.65	219.77	292.02	306.48	282.45
Apr	244.03	251.63	356.08	265.36	228.21	259.19	241.75	214.66	143.65	222.37	297.27	308.62	284.46



**7.4: Consumer Price Index Numbers by Major Groups  
and Selected Commodities  
(2007-2008=100)**

Item and Specification	Weight	Index Numbers			% Change in April, 2019 over			
		Apr., 2019	Mar., 2019	Apr., 2018	Mar., 2019	Apr., 2018		
<b><u>General</u></b>	<b>100.0000</b>	<b>244.03</b>	<b>240.99</b>	<b>224.25</b>	<b>+</b>	<b>1.26</b>	<b>+</b>	<b>8.82</b>
<b><u>Food and non-alcoholic Beverages</u></b>	<b>34.8343</b>	<b>251.63</b>	<b>247.17</b>	<b>231.90</b>	<b>+</b>	<b>1.80</b>	<b>+</b>	<b>8.51</b>
1 Wheat	0.3477	208.40	212.59	198.93	-	1.97	+	4.76
2 Wheat Flour	4.1648	215.66	217.34	210.07	-	0.77	+	2.66
3 Wheat Product	0.0959	215.88	217.61	213.09	-	0.80	+	1.31
4 Besan	0.1500	273.96	275.20	263.89	-	0.45	+	3.82
5 Rice	1.5821	203.89	202.28	193.68	+	0.80	+	5.27
6 Cereals	0.1563	271.41	270.70	261.81	+	0.26	+	3.67
7 Bakery & Confectionary	1.1550	234.69	234.33	225.07	+	0.15	+	4.27
8 Nimco	0.4574	264.08	264.08	258.88	+	0.00	+	2.01
9 Meat	2.4303	336.48	332.66	298.76	+	1.15	+	12.63
10 Chicken	1.3596	225.63	205.30	216.82	+	9.90	+	4.06
11 Fish	0.2970	246.88	242.29	227.59	+	1.89	+	8.48
12 Milk Fresh	6.6800	293.07	291.26	281.77	+	0.62	+	4.01
13 Milk Products	0.6338	286.28	284.62	274.91	+	0.58	+	4.14
14 Milk Powder	0.1129	259.07	258.38	241.94	+	0.27	+	7.08
15 Eggs	0.4555	171.82	214.46	188.00	-	19.88	-	8.61
16 Mustard Oil	0.0952	169.31	167.29	164.66	+	1.21	+	2.82
17 Cooking Oil	1.7538	151.17	148.45	140.48	+	1.83	+	7.61
18 Vegetable Ghee	2.0714	156.14	154.11	144.61	+	1.32	+	7.97
19 Dry Fruits	0.2543	311.07	312.73	284.15	-	0.53	+	9.47
20 Fresh Fruits	1.8649	326.18	262.61	281.64	+	24.21	+	15.81
21 Pulse Masoor	0.2712	166.91	166.04	158.21	+	0.52	+	5.50
22 Pulse Moong	0.2336	275.65	268.48	218.42	+	2.67	+	26.20
23 Pulse Mash (Washed)	0.2098	219.98	220.80	214.66	-	0.37	+	2.48
24 Pulse Gram	0.2361	282.30	284.87	259.25	-	0.90	+	8.89
25 Gram Whole	0.1616	263.21	266.42	277.17	-	1.20	-	5.04
26 Beans	0.0269	268.50	269.96	244.53	-	0.54	+	9.80
27 Potatoes	0.4889	143.36	135.14	148.56	+	6.08	-	3.50
28 Onion	0.5530	248.09	236.56	182.43	+	4.87	+	35.99
29 Tomatoes	0.4609	237.08	404.71	105.70	-	41.42	+	124.30
30 Fresh Vegetables	1.6232	288.05	259.66	233.55	+	10.93	+	23.34
31 Sugar	1.0445	232.83	218.09	190.58	+	6.76	+	22.17
32 Gur	0.0220	287.70	279.41	240.34	+	2.97	+	19.71
33 Honey	0.0446	399.03	392.98	341.92	+	1.54	+	16.70
34 SweetMeat	0.2483	279.53	278.37	267.41	+	0.42	+	4.53
35 Beverages	1.1990	235.98	234.23	230.60	+	0.75	+	2.33
36 Jam, Tomato Ketchup & Pickles	0.2454	241.85	239.87	228.80	+	0.83	+	5.70
37 Condiments	0.2656	299.50	299.19	283.14	+	0.10	+	5.78
38 Spices	0.5441	286.08	282.09	243.77	+	1.41	+	17.36
39 Tea	0.8377	320.98	319.96	300.65	+	0.32	+	6.76
<b><u>Alcoholic Beverages, Tobacco</u></b>	<b>1.4135</b>	<b>356.08</b>	<b>355.50</b>	<b>317.70</b>	<b>+</b>	<b>0.16</b>	<b>+</b>	<b>12.08</b>
40 Cigarettes	1.3906	352.20	351.79	307.42	+	0.12	+	14.57
41 Betel Leaves & Nuts	0.0229	591.41	580.96	941.86	+	1.80	-	37.21
<b><u>Clothing and footwear</u></b>	<b>7.5708</b>	<b>265.36</b>	<b>263.54</b>	<b>252.06</b>	<b>+</b>	<b>0.69</b>	<b>+</b>	<b>5.28</b>
42 Cotton Cloth	1.7286	263.74	259.30	243.75	+	1.71	+	8.20
43 Woolen Cloth	0.8759	280.61	278.73	268.30	+	0.67	+	4.59
44 Readymade Garments	0.9739	272.89	270.90	262.52	+	0.73	+	3.95
45 Woolen Readymade Garments	0.3964	289.31	289.31	266.50	+	0.00	+	8.56
46 Hosiery	0.5094	279.59	277.45	264.90	+	0.77	+	5.55
47 Dopatta	0.4412	275.65	273.38	261.67	+	0.83	+	5.34
48 Cleaning and Laundry	0.2110	305.07	303.52	290.46	+	0.51	+	5.03
49 Tailoring	0.8840	359.16	359.07	343.91	+	0.03	+	4.43
50 Footwear	1.5504	181.19	181.18	177.36	+	0.01	+	2.16

Contd.

**7.4: Consumer Price Index Numbers by Major Groups  
and Selected Commodities  
(2007-2008=100)**

Item and Specification	Weight	Index Numbers			% Change in April, 2019 over	
		Apr., 2019	Mar., 2019	Apr., 2018	Mar., 2019	Apr., 2018
<u>Housing, water, Elec., Gas and other fuels</u>	29.4149	228.21	226.12	207.35 +	0.92 +	10.06
51 House Rent	21.8149	214.78	212.02	201.96 +	1.30 +	6.35
52 Construction Input Items	0.5623	296.83	295.39	269.11 +	0.49 +	10.30
53 Construction Wage Rates	0.3331	282.22	281.40	262.93 +	0.29 +	7.34
54 Water Supply	0.4971	195.29	195.29	177.11 +	0.00 +	10.26
55 Electricity	4.3985	258.28	258.28	238.10 +	0.00 +	8.48
56 Gas	1.5756	292.94	292.94	158.08 +	0.00 +	85.31
57 Kerosene Oil	0.0057	284.86	278.25	260.44 +	2.38 +	9.38
58 Firewood Whole	0.2277	307.99	307.17	301.32 +	0.27 +	2.21
<u>Furnishing and household equipment maintenance</u>	4.2082	259.19	257.00	239.29 +	0.85 +	8.32
59 Furniture	0.3315	255.11	252.79	235.27 +	0.92 +	8.43
60 Household Textiles	0.6489	253.98	253.05	242.24 +	0.37 +	4.85
61 Household Equipment	0.5936	202.00	198.67	188.50 +	1.68 +	7.16
62 Utensils	0.3212	275.24	273.60	248.73 +	0.60 +	10.66
63 Plastic Products	0.2547	248.20	245.73	224.20 +	1.01 +	10.70
64 Washing Soaps & Detergents	0.7893	263.63	261.30	238.88 +	0.89 +	10.36
65 Sewing Needle & Dr Cell	0.1496	232.24	231.04	217.51 +	0.52 +	6.77
66 Household Servant	1.0432	292.98	290.60	270.32 +	0.82 +	8.38
67 Marriage Hall Charges	0.0762	279.97	277.33	260.28 +	0.95 +	7.56
<u>Health</u>	2.1868	241.75	239.12	223.08 +	1.10 +	8.37
68 Drugs & Medicines	1.2667	206.92	204.15	188.62 +	1.36 +	9.70
69 Medical Equipments	0.0080	281.94	277.26	259.89 +	1.69 +	8.48
70 Doctor (MBBS) Clinic Fee	0.5904	324.35	321.75	301.80 +	0.81 +	7.47
71 Medical Tests	0.3217	226.33	224.24	213.34 +	0.93 +	6.09
<u>Transport</u>	7.2023	214.66	211.31	187.48 +	1.59 +	14.50
72 Motor Vehicles	0.6630	207.61	206.44	187.45 +	0.57 +	10.75
73 Motor Vehicle Accessories	0.2439	239.38	238.24	216.78 +	0.48 +	10.43
74 Motor Fuel	3.0269	197.39	189.40	165.17 +	4.22 +	19.51
75 Mechanical Service	0.4552	256.98	256.98	241.91 +	0.00 +	6.23
76 Motor Vehicle Tax	0.1099	215.18	210.18	210.18 +	2.38 +	2.38
77 Transport Services	2.7034	226.34	226.96	199.74 -	0.27 +	13.32
<u>Communication</u>	3.2198	143.65	143.65	133.67 +	0.00 +	7.47
78 Postal Services	0.0662	272.63	272.63	272.18 +	0.00 +	0.17
79 Communication & Apparatus	3.1536	140.94	140.94	130.77 +	0.00 +	7.78
<u>Recreation and culture</u>	2.0227	222.37	219.77	207.96 +	1.18 +	6.93
80 Recreation & Culture	0.8634	138.16	137.69	134.05 +	0.34 +	3.07
81 Text Books	0.5706	321.86	316.96	303.91 +	1.55 +	5.91
82 Newspapers	0.1934	242.78	235.21	202.94 +	3.22 +	19.63
83 Stationery	0.3953	252.72	251.19	233.34 +	0.61 +	8.31
<u>Education</u>	3.9431	297.27	292.02	281.57 +	1.80 +	5.58
84 Education	3.9431	297.27	292.02	281.57 +	1.80 +	5.58
<u>Restaurants and hotels</u>	1.2286	308.62	306.48	291.05 +	0.70 +	6.04
85 Readymade Food	1.2286	308.62	306.48	291.05 +	0.70 +	6.04
<u>Misc. goods and services</u>	2.7550	284.46	282.45	263.59 +	0.71 +	7.92
86 Personal Care	1.4935	251.10	250.69	237.36 +	0.16 +	5.79
87 Cosmetics	0.3853	237.40	236.95	222.28 +	0.19 +	6.80
88 Blades	0.0322	221.15	221.15	203.39 +	0.00 +	8.73
89 Personal Equipments	0.8440	367.39	361.77	331.15 +	1.55 +	10.94

## 7.5 Combined Consumer Price Index Numbers by Quintiles and Major Commodity Groups

April, 2019  
(2007-2008=100)

Income Quintiles	General	Food and non-alcoholic Beverages	Alcoholic Beverages, Tobacco	Clothing and footwear	Housing, water, Elec., Gas and other fuels	Furnishing and household equipment maintenance	Health	Trans-port	Communi-cation	Recre-ation and culture	Education	Restaur-ants and hotels	Misc. goods and services
------------------	---------	----------------------------------	------------------------------	-----------------------	--	--	--------	------------	----------------	-------------------------	-----------	-------------------------	--------------------------

### All Urban Combined

Aggregate	244.03	251.63	356.08	265.36	228.21	259.19	241.75	214.66	143.65	222.37	297.27	308.62	284.46
Income Quintile 1	236.12	243.71	358.02	263.19	201.44	256.28	235.26	226.25	126.35	236.86	311.74	301.67	275.60
Income Quintile 2	240.28	246.89	357.97	263.26	216.12	255.60	237.01	217.12	126.66	233.56	306.83	304.11	274.13
Income Quintile 3	240.50	248.90	358.23	263.74	216.41	253.25	238.47	212.78	129.53	229.32	298.87	305.65	276.73
Income Quintile 4	246.40	251.20	359.25	264.64	236.97	252.12	240.60	208.60	135.79	223.74	300.05	307.24	278.01
Income Quintile 5	247.08	256.11	352.61	267.15	236.77	262.19	245.18	216.00	151.60	216.99	295.30	310.69	291.92

---

**7.6 Major Commodity Groups for Selected Cities**  
**April, 2019**  
**(2007-2008=100)**

Cities	General	Food & non-alcoholic Beverages	Alcoholic Beverages, Tobacco	Clothing & footwear	Housing, water, Elec., Gas & other fuels	Furnishing & household equipment maintenance	Health	Trans-port	Communi-cation	Recreat-ion & culture	Educ-ation	Restau-rants & hotels	Misc. goods & services
--------	---------	--------------------------------	------------------------------	---------------------	--	--	--------	------------	----------------	-----------------------	------------	-----------------------	------------------------

**Income Quintile 1**

Rawalpindi	250.16	254.58	351.30	281.99	234.06	271.32	275.07	233.77	107.27	238.11	392.74	313.98	267.27
Islamabad	244.69	245.67	349.45	275.67	195.32	276.63	268.42	232.99	115.71	328.24	822.29	285.33	282.37
Lahore	219.93	245.36	347.15	250.09	159.47	291.71	226.35	198.91	106.47	228.86	307.48	275.20	323.33
Gujranwala	225.50	236.79	348.49	227.67	203.53	267.94	191.57	223.60	114.52	260.08	210.47	275.94	230.45
Sialkot	223.22	234.48	352.79	234.77	195.60	230.86	185.21	202.81	124.77	311.52	216.82	292.79	247.63
Faisalabad	247.31	251.82	379.44	240.73	230.95	232.94	308.97	229.77	134.91	264.27	261.58	319.62	258.30
Multan	226.87	236.73	344.76	231.57	198.97	234.44	218.97	200.08	151.69	244.92	226.84	280.64	255.66
Sargodha	246.59	240.24	349.90	234.41	247.72	298.90	225.13	322.04	116.65	300.49	296.97	413.40	287.83
Bahawalpur	241.50	231.75	350.53	285.46	242.39	248.40	213.24	205.19	182.27	276.07	272.88	295.70	234.62
Karachi	224.44	240.68	364.83	270.30	165.96	259.40	262.70	156.62	121.67	249.93	242.08	311.70	310.13
Hyderabad	221.62	242.17	349.49	243.76	161.02	245.99	216.84	204.67	117.87	222.64	468.17	340.79	256.22
Sukkur	227.07	229.09	351.24	284.43	183.47	237.99	201.18	218.53	171.88	194.43	419.80	346.06	246.75
Larkana	241.86	240.84	341.54	256.25	233.71	245.17	286.95	244.79	129.74	201.90	278.06	343.28	332.94
Peshawar	241.73	241.45	373.61	294.67	206.83	272.67	275.68	239.75	118.67	296.24	379.63	265.33	330.15
Bannu	246.60	243.28	386.72	259.72	253.36	274.51	210.72	222.51	118.19	291.32	219.51	340.06	309.84
Quetta	238.06	247.23	392.91	215.77	224.02	250.61	223.40	274.66	135.16	204.44	285.25	245.13	259.66
Khuzdar	234.36	242.00	331.86	253.64	194.62	251.72	271.79	252.41	129.08	196.71	289.63	469.65	239.02

**Income Quintile 2**

Rawalpindi	256.98	256.29	353.57	281.34	243.68	266.96	285.30	248.76	111.66	275.37	430.86	318.00	266.91
Islamabad	243.88	248.23	350.70	282.24	196.03	274.60	259.24	208.19	112.31	254.20	705.06	290.87	275.28
Lahore	220.70	246.32	348.80	247.54	164.47	298.91	221.14	193.52	105.97	227.97	305.39	277.88	315.90
Gujranwala	225.93	238.08	350.07	223.88	209.84	260.32	188.41	218.02	116.57	277.17	192.45	284.72	229.42
Sialkot	222.49	234.09	353.95	233.70	202.39	237.42	199.53	192.19	132.71	351.03	213.04	276.58	219.76
Faisalabad	247.13	253.95	379.20	242.62	238.27	239.67	299.40	214.14	127.30	257.53	245.21	310.76	256.67
Multan	228.24	239.91	343.68	231.86	206.49	232.37	215.01	191.24	141.16	250.00	231.48	279.31	251.83
Sargodha	248.68	241.68	346.55	232.35	256.71	301.13	229.65	276.46	107.82	306.67	274.14	394.17	291.60
Bahawalpur	243.24	234.56	349.04	274.40	249.52	257.37	213.19	192.83	181.52	268.40	334.20	311.08	233.53
Karachi	227.52	245.14	364.20	262.48	172.97	253.52	263.05	160.61	128.44	236.36	247.84	315.60	293.71
Hyderabad	224.16	243.66	349.69	244.05	167.63	249.13	214.34	205.22	120.61	210.33	487.49	355.49	261.89
Sukkur	228.79	230.38	349.93	283.13	190.86	229.16	201.44	222.60	168.92	201.31	401.03	346.15	243.14
Larkana	248.39	247.50	340.92	258.16	240.42	239.29	294.74	258.33	139.60	203.97	278.63	343.42	338.86
Peshawar	243.78	243.64	374.45	298.14	214.96	270.04	274.80	231.18	129.10	271.94	332.29	267.36	322.87
Bannu	247.76	242.82	380.72	266.39	252.80	267.55	220.25	213.13	122.96	282.95	312.46	317.51	338.69
Quetta	239.52	250.28	384.80	218.82	231.03	249.35	224.34	229.90	127.06	208.26	253.97	245.09	261.89
Khuzdar	232.16	242.92	339.96	254.21	177.14	266.72	272.79	221.25	136.46	203.87	261.83	460.73	238.57

Contd.

**7.6 Major Commodity Groups for Selected Cities**  
**April, 2019**  
**(2007-2008=100)**

Cities	General	Food & non-alcoholic Beverages	Alcoholic Beverages, Tobacco	Clothing & footwear	Housing, water, Elec., Gas & other fuels	Furnishing & household equipment maintenance	Health	Trans-port	Communi-cation	Recreat-ion & culture	Educ-ation	Restau-rants & hotels	Misc. goods & services
--------	---------	--------------------------------	------------------------------	---------------------	--	--	--------	------------	----------------	-----------------------	------------	-----------------------	------------------------

**Income Quintile 3**

Rawalpindi	258.81	256.15	348.10	285.32	252.20	272.78	296.63	230.37	117.66	262.90	382.65	317.55	270.66
Islamabad	244.98	250.05	343.15	274.77	195.73	272.33	252.48	215.50	119.88	241.34	813.57	283.37	287.78
Lahore	221.60	248.70	347.51	249.40	159.17	302.46	220.56	193.01	111.17	229.57	284.80	274.73	321.33
Gujranwala	226.63	240.18	348.78	227.46	210.18	252.10	192.13	201.49	123.50	244.80	192.78	282.86	237.16
Sialkot	223.66	236.05	342.94	234.72	204.19	241.64	195.04	182.11	141.00	323.50	202.41	270.22	224.63
Faisalabad	249.05	256.09	372.58	243.06	246.15	240.39	297.65	205.34	129.25	255.15	248.13	310.49	256.67
Multan	229.10	241.29	342.62	230.70	208.88	223.25	218.83	191.60	144.05	239.52	238.12	274.50	247.43
Sargodha	250.80	241.53	345.63	234.03	268.32	302.19	222.48	245.29	114.90	291.46	318.05	418.83	292.05
Bahawalpur	246.14	235.65	352.59	280.40	260.28	257.79	207.98	195.77	181.98	257.84	272.40	303.87	241.46
Karachi	229.38	246.53	366.50	257.97	171.03	248.98	259.39	164.28	130.93	230.68	254.75	322.05	290.47
Hyderabad	225.06	244.46	348.66	244.65	161.03	251.26	211.61	203.07	133.11	220.36	501.88	359.63	272.51
Sukkur	228.79	229.91	360.62	285.03	186.36	235.67	199.43	214.28	167.72	198.50	393.06	342.22	249.53
Larkana	251.65	250.98	340.50	254.78	246.71	239.38	281.55	250.39	141.97	206.40	278.56	338.37	376.31
Peshawar	244.95	243.18	367.52	298.56	217.76	272.05	274.73	241.94	127.78	252.78	343.03	271.55	322.67
Bannu	246.90	243.85	387.84	271.78	259.54	253.74	211.14	202.38	127.82	262.07	239.23	323.37	335.79
Quetta	239.65	250.74	378.78	218.28	236.67	244.28	232.72	214.65	126.37	204.73	266.37	238.68	260.10
Khuzdar	230.20	245.24	339.80	249.02	167.88	260.24	280.76	205.70	141.70	200.25	294.82	446.30	244.32

**Income Quintile 4**

Rawalpindi	260.44	258.67	348.15	288.30	254.86	279.19	296.82	229.72	121.53	241.55	350.96	321.11	279.85
Islamabad	249.21	252.76	341.22	276.22	201.62	275.03	268.64	217.50	135.63	231.66	735.64	296.00	286.70
Lahore	222.87	250.77	345.88	248.95	173.99	302.34	218.61	190.05	118.48	222.54	295.70	270.96	321.58
Gujranwala	227.52	241.50	345.51	229.59	218.93	236.53	191.42	199.47	132.69	243.11	193.56	277.70	229.87
Sialkot	225.28	239.46	343.49	234.47	215.70	235.61	183.80	184.54	152.35	290.74	198.66	266.57	217.64
Faisalabad	249.03	259.42	374.70	243.90	249.78	242.51	291.91	195.85	133.17	239.05	253.96	311.90	265.21
Multan	231.09	244.23	341.82	233.02	220.30	224.05	210.04	187.43	148.23	227.72	243.60	267.95	255.80
Sargodha	255.16	244.50	342.25	236.06	269.14	313.86	224.34	234.33	123.77	320.65	371.59	415.51	296.58
Bahawalpur	247.56	236.91	347.11	276.50	260.92	255.89	207.32	193.45	185.17	249.82	305.85	287.60	252.73
Karachi	230.64	247.83	367.97	258.67	184.21	257.69	259.46	170.32	136.86	227.15	262.29	324.24	288.22
Hyderabad	227.77	247.50	357.57	244.17	176.86	249.38	212.10	201.05	141.80	222.46	517.35	360.61	282.12
Sukkur	233.39	235.32	340.65	285.05	200.76	238.73	203.04	203.43	170.56	201.28	389.59	342.69	263.91
Larkana	257.60	258.93	329.58	254.11	249.98	241.14	292.30	241.66	153.73	206.53	311.33	340.78	406.85
Peshawar	247.11	247.49	362.09	298.73	225.04	269.58	281.86	229.82	134.98	252.34	325.06	272.56	321.41
Bannu	251.77	249.61	394.26	277.25	257.22	262.38	197.67	211.97	128.22	261.25	244.42	320.67	346.33
Quetta	242.08	251.88	369.05	219.70	243.02	240.48	235.13	224.99	129.97	199.45	281.15	238.84	264.02
Khuzdar	234.95	247.30	336.89	249.56	184.87	275.54	279.16	205.36	150.94	205.33	335.37	431.68	271.48

Contd.

**7.6 Major Commodity Groups for Selected Cities**  
**April, 2019**  
**(2007-2008=100)**

Cities	General	Food & non-alcoholic Beverages	Alcoholic Beverages, Tobacco	Clothing & footwear	Housing, water, Elec., Gas & other fuels	Furnishing & household equipment maintenance	Health	Trans-port	Communi-cation	Recreat-ion & culture	Educ-ation	Restau-rants & hotels	Misc. goods & services
--------	---------	--------------------------------	------------------------------	---------------------	--	--	--------	------------	----------------	-----------------------	------------	-----------------------	------------------------

Income Quintile 5

Rawalpindi	266.33	265.79	335.76	287.37	259.52	282.67	289.68	228.56	138.25	231.58	363.45	324.91	316.32
Islamabad	248.72	260.49	329.64	284.82	201.66	288.06	272.69	230.10	143.01	229.45	504.66	307.38	311.36
Lahore	224.81	258.88	331.34	257.07	175.37	317.33	218.62	198.86	139.59	219.32	275.14	281.39	335.29
Gujranwala	227.16	246.31	335.42	231.83	222.26	205.99	192.56	195.11	153.35	222.57	186.86	287.88	261.15
Sialkot	225.39	244.11	332.50	239.99	218.14	229.83	190.00	193.95	156.03	274.20	189.59	276.94	233.93
Faisalabad	250.55	265.93	358.07	245.91	253.43	251.34	276.78	199.52	143.17	235.53	301.29	316.96	284.13
Multan	231.56	251.81	328.24	234.58	222.89	206.63	212.29	201.42	150.97	228.35	263.49	273.45	264.40
Sargodha	267.64	250.04	343.74	252.06	271.61	416.52	222.08	224.12	136.49	276.31	547.13	432.13	326.03
Bahawalpur	254.58	242.90	329.83	274.75	265.09	262.83	204.47	204.93	187.97	251.54	337.36	299.69	272.61
Karachi	234.23	251.81	359.05	259.10	184.38	338.34	267.82	212.99	153.88	222.73	268.79	330.36	303.85
Hyderabad	232.52	255.06	336.77	245.27	179.54	228.00	209.14	211.62	156.02	213.56	534.67	367.44	310.45
Sukkur	235.99	240.00	333.26	283.84	204.21	228.39	198.49	214.70	176.26	201.46	429.75	342.23	280.86
Larkana	259.72	261.28	325.77	252.57	253.01	244.69	302.96	228.67	160.45	193.00	382.43	341.80	382.63
Peshawar	250.65	252.26	342.79	296.62	225.46	286.11	267.48	250.13	143.68	215.87	328.10	265.67	320.60
Bannu	248.76	245.46	397.46	258.30	258.21	236.11	207.99	175.60	132.16	237.14	362.61	334.43	324.41
Quetta	244.58	254.77	352.10	219.00	248.57	232.05	222.14	221.67	141.15	201.10	280.69	241.05	278.99
Khuzdar	238.05	252.61	333.41	254.69	179.24	266.21	274.89	192.07	166.43	218.94	383.38	459.12	313.23

Aggregate

Rawalpindi	262.89	262.15	342.26	287.04	254.29	281.36	291.38	229.23	132.58	237.69	363.97	322.91	303.87
Islamabad	247.28	258.71	332.29	283.58	198.38	286.98	271.24	229.37	141.85	230.77	516.89	306.85	308.82
Lahore	222.88	253.20	341.10	252.66	171.16	312.64	219.34	196.37	129.28	222.68	281.58	278.20	328.05
Gujranwala	227.10	241.60	344.12	228.80	217.28	228.85	191.55	199.31	137.82	241.45	191.46	284.46	242.64
Sialkot	224.31	239.71	341.81	236.50	212.23	233.81	190.09	190.11	151.15	293.62	196.35	274.20	227.17
Faisalabad	249.23	258.28	372.39	243.70	247.79	246.32	291.54	201.84	136.68	246.33	276.06	314.28	268.49
Multan	230.26	244.95	339.00	232.97	216.90	214.67	213.72	197.72	148.86	232.62	254.65	273.53	258.06
Sargodha	255.70	243.92	344.91	238.04	266.16	348.03	224.37	237.06	124.59	297.21	399.43	419.41	302.69
Bahawalpur	248.68	236.82	345.30	277.64	258.54	259.32	207.97	201.60	185.68	257.62	324.59	298.88	252.71
Karachi	231.33	249.26	362.98	259.35	179.23	316.78	264.34	200.73	147.54	225.72	266.16	327.19	298.62
Hyderabad	228.16	247.88	348.33	244.58	175.02	238.33	211.57	207.31	144.51	217.14	520.03	361.75	290.08
Sukkur	232.01	233.51	345.12	284.37	198.45	233.48	200.77	211.98	171.81	200.25	406.78	343.24	261.11
Larkana	252.53	251.34	336.60	255.24	247.67	241.76	291.95	241.81	146.91	202.61	329.05	341.36	370.74
Peshawar	247.56	246.74	363.54	297.31	222.37	279.99	272.17	246.09	137.94	238.85	329.90	267.92	322.10
Bannu	248.62	245.34	388.84	268.55	256.16	255.33	207.68	197.83	127.49	260.04	286.25	325.37	332.04
Quetta	242.14	251.87	366.44	218.84	242.32	239.66	228.20	222.50	133.40	202.59	275.78	240.60	267.89
Khuzdar	233.84	244.50	336.99	252.22	186.37	263.23	275.69	215.81	141.60	203.33	303.83	454.02	258.37

**7.7 Combined Consumer Price Index Numbers by Income Groups/City  
and Commodity Groups for all Centers Covered in CPI  
April, 2019  
(2007-2008=100)**

Cities	General	Food and non-alcoholic Beverages	Alcoholic Beverages, Tobacco	Clothing and footwear	Housing, water, Elec., Gas and other fuels	Furnishing and household equipment maintenance	Health	Trans-port	Communi-cation	Recre-ation and culture	Edu-cation	Restau-rants and hotels	Misc. goods and services	
Rawalpindi	01	262.89	262.15	342.26	287.04	254.29	281.36	291.38	229.23	132.58	237.69	363.97	322.91	303.87
Islamabad	02	247.28	258.71	332.29	283.58	198.38	286.98	271.24	229.37	141.85	230.77	516.89	306.85	308.82
Attock	03	237.40	244.81	336.62	269.21	181.62	269.05	226.48	232.89	131.45	216.82	412.49	328.50	329.32
Jhelum	04	239.98	249.92	345.07	283.96	218.11	260.47	240.36	225.39	137.61	248.28	268.62	313.33	254.08
Lahore	05	222.88	253.20	341.10	252.66	171.16	312.64	219.34	196.37	129.28	222.68	281.58	278.20	328.05
Sahiwal	06	270.21	258.29	342.75	345.34	269.62	255.38	283.02	206.50	148.29	270.97	370.00	344.20	314.03
Gujranwala	07	227.10	241.60	344.12	228.80	217.28	228.85	191.55	199.31	137.82	241.45	191.46	284.46	242.64
Wazirabad	08	243.13	256.07	349.89	232.90	242.78	232.84	192.90	217.90	140.00	236.84	192.17	277.63	255.01
Sialkot	09	224.31	239.71	341.81	236.50	212.23	233.81	190.09	190.11	151.15	293.62	196.35	274.20	227.17
Faisalabad	10	249.23	258.28	372.39	243.70	247.79	246.32	291.54	201.84	136.68	246.33	276.06	314.28	268.49
Jhang	11	251.67	240.20	343.18	385.24	230.88	280.40	342.53	207.35	146.23	233.49	208.42	320.12	247.82
Multan	12	230.26	244.95	339.00	232.97	216.90	214.67	213.72	197.72	148.86	232.62	254.65	273.53	258.06
Muzaffargarh	13	236.05	247.44	339.37	262.23	213.62	224.70	195.26	199.77	151.18	242.92	243.88	292.95	264.82
D. G. Khan	14	243.35	245.98	351.60	281.93	256.52	243.88	225.27	198.67	132.79	208.58	167.80	283.73	219.41
Vehari	15	234.18	243.23	347.94	252.42	219.03	243.64	197.72	203.78	140.60	240.16	291.22	292.36	287.87
Sargodha	16	255.70	243.92	344.91	238.04	266.16	348.03	224.37	237.06	124.59	297.21	399.43	419.41	302.69
Mianwali	17	275.73	256.37	346.40	211.37	365.33	261.31	213.59	219.49	111.53	286.74	412.63	294.73	303.58
Bahawalpur	18	248.68	236.82	345.30	277.64	258.54	259.32	207.97	201.60	185.68	257.62	324.59	298.88	252.71
Bahawalnagar	19	261.50	255.82	349.86	328.05	243.25	332.19	257.00	206.84	147.98	240.99	448.58	328.44	304.04
R. Y. Khan	20	248.42	254.58	335.40	297.32	233.11	261.81	194.74	206.92	136.66	233.71	363.71	322.16	278.37
Karachi	21	231.33	249.26	362.98	259.35	179.23	316.78	264.34	200.73	147.54	225.72	266.16	327.19	298.62
Hyderabad	22	228.16	247.88	348.33	244.58	175.02	238.33	211.57	207.31	144.51	217.14	520.03	361.75	290.08
Nawabshah	23	269.86	263.79	412.87	311.90	235.83	257.12	255.03	220.74	148.31	192.27	627.11	323.68	441.60
Mirpukhas	24	238.25	257.11	385.97	229.80	205.58	224.69	211.87	206.22	120.62	186.87	458.06	333.40	257.25
Mithi	25	260.75	260.92	385.06	268.47	266.65	233.46	201.97	195.24	117.76	203.29	432.97	303.81	314.61
Sukkur	26	232.01	233.51	345.12	284.37	198.45	233.48	200.77	211.98	171.81	200.25	406.78	343.24	261.11
Larkana	27	252.53	251.34	336.60	255.24	247.67	241.76	291.95	241.81	146.91	202.61	329.05	341.36	370.74
Dadu	28	245.57	252.65	363.96	269.52	212.37	258.47	198.21	232.57	128.55	205.97	670.27	270.71	273.38
Peshawar	29	247.56	246.74	363.54	297.31	222.37	279.99	272.17	246.09	137.94	238.85	329.90	267.92	322.10
Mardan	30	285.54	249.04	366.08	320.39	332.52	257.61	260.02	259.00	136.68	254.37	540.89	275.08	343.73
Abbottabad	31	258.07	266.39	342.84	320.55	187.92	355.94	265.68	290.29	160.74	251.22	333.33	301.89	287.50
Bannu	32	248.62	245.34	388.84	268.55	256.16	255.33	207.68	197.83	127.49	260.04	286.25	325.37	332.04
D. I. Khan	33	265.33	264.92	334.49	226.10	324.23	222.35	219.34	188.04	119.15	182.07	427.44	258.55	270.56
Mingora	34	268.66	256.74	333.78	309.85	250.20	247.73	300.64	231.64	145.24	253.90	389.67	338.63	545.99
Quetta	35	242.14	251.87	366.44	218.84	242.32	239.66	228.20	222.50	133.40	202.59	275.78	240.60	267.89
Turbat	36	266.69	213.79	364.21	236.00	390.38	243.51	249.57	204.36	126.94	173.26	328.82	349.27	297.61
Gawadar	37	232.40	219.77	267.96	256.24	246.49	246.27	246.61	196.80	112.09	150.36	335.68	395.62	289.24
Loralai	38	255.37	247.33	349.80	275.99	275.87	235.60	238.17	203.32	126.17	238.35	352.69	388.07	292.15
Khuzdar	39	233.84	244.50	336.99	252.22	186.37	263.23	275.69	215.81	141.60	203.33	303.83	454.02	258.37
D. M. Jamali	40	240.00	245.71	372.44	223.73	219.85	238.94	234.51	273.05	132.60	194.07	367.26	394.90	262.62

## 7.8 Index Numbers of Wholesale Prices by Commodity Groups

Year / month	General	Agriculture Forestry & Fishery Product	Others & Minerals electricity gas & water	Food product Beverages & tobacco Textile Apparel & Leather Product	Other transportable Goods	Metal product Machinery & Equipment
--------------	---------	---	---	---	---------------------------------	---

(2007-08=100)

2012-13	194.61	198.23	211.17	188.39	203.93	159.29
2013-14	158.88	165.52	163.62	156.11	162.99	132.02
2014-15	209.85	220.56	245.47	206.76	197.12	172.72
2015-16	248.43	272.90	281.57	252.82	218.91	190.44
2016-17	216.02	248.00	242.08	225.59	168.07	174.40
2018 Apr	228.07	260.48	242.84	233.13	193.68	182.01
May	230.98	263.65	242.99	235.86	198.63	183.47
Jun	234.40	266.18	243.23	238.47	206.51	185.32
Jul	240.04	274.85	243.17	243.73	214.04	186.28
Aug	241.93	274.04	244.14	247.95	216.87	186.72
Sep	238.25	267.67	244.76	243.64	213.10	187.64
Oct	248.19	272.57	293.55	248.54	217.85	190.04
Nov	249.92	271.62	293.14	249.98	224.71	190.55
Dec	247.72	266.70	293.54	251.73	218.04	190.19
2019 Jan	247.21	267.58	292.15	253.40	212.67	191.48
Feb	249.44	269.34	291.06	256.00	217.51	191.60
Mar	253.67	278.88	291.02	258.24	222.43	191.40
Apr	259.57	287.68	290.77	265.89	227.00	194.35

---



## 7.9 Index Numbers of Wholesale Prices by Commodities

Year/month	AGRICULTURE FORESTRY & FISHERY										
	Wheat	Maize	Rice	Sorghum/ Jowar	Millet/ Bajra	Vegetables	Fresh Fruits	Dry Fruits	Cotton Seeds	Other oil Seeds	Edible Roots Potatoes
(2007-08=100)											
2012-13	188.52	174.74	165.42	211.29	177.02	216.66	216.05	181.47	168.92	177.67	162.82
2013-14	227.13	185.28	177.67	279.98	179.06	254.41	226.73	201.66	185.58	178.30	314.12
2014-15	209.29	191.65	172.20	300.13	173.82	255.40	245.60	227.30	208.86	179.03	314.37
2015-16	209.07	194.53	147.58	291.34	192.41	258.45	254.69	245.18	249.16	162.08	152.76
2016-17	208.21	193.44	154.49	244.45	180.10	280.77	264.68	241.41	268.07	178.77	227.85
2018 Apr	203.30	210.71	174.07	261.38	197.62	237.20	308.39	275.26	255.66	182.04	133.10
May	193.89	220.29	178.91	292.47	210.95	230.36	358.47	283.68	273.24	186.14	161.85
Jun	197.00	209.74	178.97	289.95	216.72	248.68	375.03	287.26	267.32	189.36	178.71
Jul	202.51	218.34	181.75	305.26	244.12	347.33	328.17	285.82	267.32	193.29	194.26
Aug	204.53	222.24	181.28	293.20	249.84	346.19	298.81	275.54	268.41	196.32	207.46
Sep	205.17	228.81	181.31	285.95	261.64	338.79	266.54	278.85	265.99	195.43	199.17
Oct	207.42	214.53	182.76	275.88	244.40	356.04	277.92	276.70	266.98	197.75	214.22
Nov	211.76	219.23	183.58	279.91	239.29	255.52	249.64	275.15	265.86	194.00	232.25
Dec	213.18	224.19	187.06	290.73	216.39	178.77	243.41	280.01	263.02	192.93	195.30
2019 Jan	214.48	229.91	190.79	304.58	209.51	195.27	254.18	281.40	263.05	192.04	134.45
Feb	215.86	234.21	194.20	309.61	214.73	213.58	268.34	282.99	262.82	188.20	130.41
Mar	215.39	240.50	200.73	414.71	253.66	272.54	299.74	283.90	265.42	187.30	115.94
Apr	211.18	246.66	203.63	447.93	260.31	356.37	355.25	282.36	272.29	187.39	126.99

Contd.

## 7.9 Index Numbers of Wholesale Prices by Commodities

Year/month	AGRICULTURE FORESTRY & FISHERY											
	Stimulant & spice crops	Pulses	Sugar crops	Fibre crops	Unmanufactured tobacco	Poultry	Milk from bovine animals	Eggs	Raw animal material / wool	Hides&fur skins wool	Fuel wood in logs	Fishes fresh or chilled
(2007-08=100)												
2012-13	184.68	204.81	267.92	193.56	171.49	178.40	213.81	191.02	138.84	139.08	215.48	191.11
2013-14	316.66	186.74	267.92	217.41	186.62	202.88	225.98	200.17	155.22	145.20	238.11	247.73
2014-15	350.96	207.90	277.32	172.23	213.88	193.98	249.87	204.51	173.19	155.20	252.59	270.19
2015-16	269.52	252.23	286.30	170.39	230.07	191.41	255.23	186.82	176.08	153.18	263.90	354.97
2016-17	222.16	290.65	275.16	209.16	271.01	183.11	266.08	209.31	175.73	120.95	272.97	460.20
2018 Apr	279.19	239.71	257.62	242.34	308.03	230.37	280.72	188.73	176.13	98.66	283.56	476.70
May	282.74	239.75	257.62	239.28	309.16	249.20	283.49	194.33	176.72	94.24	283.56	451.10
Jun	307.03	238.72	257.62	243.36	309.38	251.13	283.49	188.20	176.84	95.00	283.56	451.10
Jul	318.90	236.97	257.62	271.84	317.53	203.33	284.87	214.76	176.84	97.06	283.56	451.22
Aug	322.59	232.09	257.62	281.00	316.51	159.15	285.13	206.97	176.92	97.22	283.56	451.22
Sep	319.25	231.62	257.62	262.70	318.02	143.93	285.13	201.16	176.92	93.47	284.65	453.67
Oct	333.36	231.09	257.62	266.15	318.02	203.44	285.82	233.62	177.28	92.70	284.65	461.53
Nov	331.71	233.92	257.62	284.57	322.03	241.45	285.82	254.37	180.75	92.92	289.68	462.45
Dec	315.85	238.94	265.16	282.27	325.00	221.45	285.96	244.82	190.00	92.91	290.77	460.30
2019 Jan	326.03	242.62	275.85	280.99	325.00	173.65	286.63	240.31	190.16	92.92	295.14	462.20
Feb	322.69	243.61	275.85	278.10	325.00	188.94	286.63	234.20	190.42	92.90	295.14	462.20
Mar	325.84	249.11	349.69	278.10	324.89	219.94	288.02	215.43	190.56	92.98	295.14	463.18
Apr	340.75	249.67	349.69	278.87	325.04	246.03	290.78	163.90	190.05	92.86	293.83	465.14

Contd.

## 7.9 Index Numbers of Wholesale Prices by Commodities

Year/Month	ORES/MINERALS, GAS & ELECT.				FOOD, BEVERAGES, TOBACCO TEXTILE, APPAREL, LEATHER TEXTILE					
	Coal not Agglomerated	Natural Gas liquified	Salt pure sodium chloride	Electrical Energy	Meat of Animals	Vegetables & fruit Juices	Dried Fruits & Nuts	Fruits & Juices	Vegetable Oil Refined	Vegetable Ghee
(2007-08=100)										
2012-13	209.81	197.43	175.78	226.10	228.80	186.93	219.33	158.67	157.94	141.75
2013-14	223.53	203.85	223.53	281.02	238.93	192.48	221.32	166.33	162.31	141.51
2014-15	223.53	202.94	247.76	292.89	257.56	197.17	226.22	172.75	159.75	132.06
2015-16	191.01	207.76	252.31	293.22	267.79	201.97	239.02	177.58	150.41	119.85
2016-17	154.51	209.55	245.12	288.00	282.23	216.85	255.25	181.49	153.08	124.63
2018 Apr	155.29	210.84	266.38	288.00	317.46	226.66	290.88	184.96	157.40	128.77
May	155.29	211.12	269.74	288.00	325.47	226.66	295.32	185.23	158.97	129.83
Jun	155.29	211.61	269.74	288.00	331.21	226.66	296.19	185.75	158.88	129.89
Jul	155.29	211.49	269.74	288.00	336.15	226.66	298.38	186.08	159.08	130.51
Aug	155.29	213.53	269.74	288.00	339.60	228.62	299.69	188.66	158.54	130.77
Sep	155.29	214.80	271.87	288.00	339.60	228.62	302.02	188.55	159.08	130.88
Oct	155.29	317.16	271.87	288.00	343.65	228.62	302.31	188.73	160.00	131.73
Nov	155.29	316.26	275.23	288.00	346.05	228.62	306.71	188.81	161.51	132.81
Dec	155.29	317.10	275.23	288.00	346.05	228.62	310.79	188.84	161.33	134.81
2019 Jan	155.29	318.12	275.23	283.90	349.94	228.62	315.47	188.88	161.93	136.37
Feb	155.29	315.82	275.23	283.90	350.63	228.62	329.84	188.98	163.26	136.85
Mar	155.29	315.75	275.23	283.90	353.19	228.62	331.44	189.38	164.09	136.92
Apr	155.29	315.07	290.99	283.90	353.98	231.57	333.48	192.06	168.32	139.82

Contd.

## 7.9 Index Numbers of Wholesale Prices by Commodities

Year/month	FOOD, BEVERAGES, TOBACCO TEXTILE, APPAREL, LEATHER TEXTILE												
	Oil cakes	Processed Liquid Milk	Milk & cream in solid form	Ice cream	Dairy Product N.E.C	Wheat Flour	Other cereal Flour	Sugar Refined	Choco late	Sugar Confectionary	Coffee & Tea	Spices	Other Food Product

(2007-08=100)

2012-13	166.19	207.70	171.54	172.43	207.02	172.24	194.72	201.93	99.19	101.34	203.24	279.84	319.16
2013-14	191.83	211.76	196.23	210.37	220.93	205.78	139.04	206.98	99.19	102.28	215.49	193.08	308.00
2014-15	203.54	243.81	219.96	219.91	239.23	198.20	149.19	217.88	99.19	103.59	192.27	189.96	295.24
2015-16	213.66	248.23	218.49	223.59	246.04	196.65	233.09	237.16	100.75	118.70	242.82	189.17	292.27
2016-17	229.42	258.73	219.63	243.11	252.64	194.74	288.67	242.70	99.77	125.99	243.24	190.21	293.92
2018 Apr	227.97	288.23	223.34	266.02	273.79	190.87	213.24	196.05	100.00	127.55	272.46	202.24	294.50
May	232.12	289.45	223.82	266.02	278.71	188.12	215.85	196.39	100.00	127.55	274.13	202.25	294.50
Jun	236.30	289.96	223.82	266.02	279.94	189.88	215.32	200.66	100.00	127.55	275.43	202.25	294.50
Jul	242.30	293.74	224.54	266.02	278.41	191.95	215.20	207.93	100.00	127.25	277.31	202.35	294.50
Aug	244.38	296.67	225.34	286.26	279.65	193.24	217.45	210.94	100.00	127.25	279.34	202.35	294.50
Sep	240.72	296.67	225.53	286.26	282.17	194.82	218.82	207.69	100.00	127.25	278.46	213.13	300.74
Oct	246.07	296.92	226.06	286.26	283.94	196.77	216.08	207.95	100.00	127.25	279.59	222.23	308.13
Nov	244.02	296.92	232.69	286.26	290.96	196.58	220.56	207.53	100.00	127.25	281.25	222.28	308.63
Dec	244.38	296.92	236.57	286.26	291.79	197.31	219.15	211.56	100.00	127.25	285.98	226.87	309.34
2019 Jan	245.98	296.92	237.78	286.26	295.19	197.43	235.02	223.07	100.00	127.25	288.73	240.50	312.04
Feb	250.97	296.92	238.50	287.85	289.39	198.07	231.67	222.13	100.00	127.25	287.23	241.32	314.10
Mar	247.94	299.78	240.19	287.85	293.13	198.19	229.53	233.17	100.00	128.15	288.37	240.67	316.48
Apr	250.04	311.00	242.85	287.85	298.79	196.69	230.69	248.79	100.00	128.15	289.70	251.98	319.77

Contd.

## 7.9 Index number of wholesale prices by commodities

Year/month	FOOD, BEVERAGES, TOBACCO TEXTILE, APPAREL, LEATHER TEXTILE									
	Mineral Water	Beverages	Tobacco Product	Cotton Yarn	Nylon Yarn	Blended Yarn	Woven Fabrics	Cotton Fabrics	Other Fabrics	Silk & Reyon Fabrics
(2007-08=100)										
2012-13	168.78	137.45	208.80	208.38	181.46	193.63	196.76	175.90	166.96	152.04
2013-14	182.07	151.87	246.42	213.03	178.22	198.57	222.82	189.15	182.16	161.87
2014-15	186.75	170.90	296.01	180.86	157.07	189.75	247.06	199.86	207.66	177.39
2015-16	190.57	172.11	378.88	173.44	147.60	180.47	270.86	203.54	218.26	187.05
2016-17	197.93	172.31	429.82	198.86	144.76	180.50	299.85	209.64	224.71	189.20
2018 Apr	211.50	173.00	318.37	229.04	143.99	192.56	321.49	214.23	227.16	188.14
May	211.50	173.22	318.37	236.05	143.99	195.38	321.49	219.99	227.85	188.95
Jun	211.50	173.22	318.37	242.86	143.99	196.66	321.49	220.18	227.85	189.05
Jul	211.50	172.63	318.37	262.52	143.99	197.90	321.49	220.60	227.85	188.81
Aug	211.50	172.63	319.65	280.03	143.99	200.05	321.49	219.87	227.85	188.81
Sep	210.16	176.55	319.65	253.93	143.99	201.84	321.49	219.87	227.85	188.81
Oct	210.16	176.55	393.80	252.78	143.99	199.05	324.76	220.63	227.85	188.81
Nov	207.20	176.55	393.80	256.44	143.99	195.65	338.53	221.14	227.85	188.81
Dec	207.20	176.55	393.80	260.77	143.99	193.85	338.53	223.20	231.49	194.26
2019 Jan	210.16	176.55	393.80	259.02	143.99	194.81	344.94	223.30	231.49	194.26
Feb	210.16	176.55	393.80	263.36	143.99	204.12	344.94	223.85	232.79	194.81
Mar	212.04	176.55	393.80	264.15	143.99	204.96	344.94	225.33	235.32	194.81
Apr	216.02	178.18	393.80	283.63	143.99	207.37	344.94	226.25	235.88	194.81

Contd.

## 7.9 Index number of wholesale prices by commodities

Year / month	FOOD, BEVERAGES, TOBACCO TEXTILE, APPAREL, LEATHER TEXTILE										
	Towels	Blankets	Bedsheet	Quilt	Woolen Carpets	Synthetic Carpets	Hosiery Product	Ready made Garments	Leather without Hairs	Other Leather N.E.C	Foot wears
(2007-08=100)											
2012-13	202.34	179.22	201.81	150.78	106.55	116.43	176.65	137.23	111.60	130.47	134.42
2013-14	231.49	205.36	230.69	166.21	110.96	115.50	191.70	156.73	168.48	288.58	134.22
2014-15	257.45	230.50	249.94	187.32	130.72	124.64	212.44	184.42	215.90	221.91	134.22
2015-16	267.20	241.24	256.29	198.19	155.16	128.26	222.15	193.88	220.42	206.93	137.54
2016-17	271.92	246.60	256.73	198.19	193.95	129.82	236.13	199.46	222.98	207.31	145.05
2018 Apr	276.14	265.03	256.87	222.32	196.43	130.95	248.01	201.16	212.68	207.02	164.15
May	287.65	265.03	256.87	222.32	196.43	130.95	250.36	201.16	212.68	207.02	168.09
Jun	305.52	265.03	256.87	222.32	196.43	130.95	250.36	204.85	212.68	207.02	168.09
Jul	305.52	265.03	256.87	222.32	196.43	130.95	250.36	204.85	212.68	207.02	168.09
Aug	305.52	265.03	256.87	222.32	196.43	131.80	250.36	204.85	212.68	207.02	168.09
Sep	305.52	267.72	256.87	222.32	196.43	131.80	253.68	204.85	212.68	207.02	168.09
Oct	305.52	267.72	257.39	222.32	196.43	131.80	254.07	204.85	225.53	313.42	168.09
Nov	308.50	273.59	268.60	224.63	196.43	131.80	254.53	213.16	228.93	320.16	168.09
Dec	308.50	277.52	268.60	224.63	196.43	131.80	254.53	218.58	228.93	320.16	168.09
2019 Jan	308.50	277.52	268.60	229.26	196.43	131.80	254.53	220.45	228.93	372.02	168.09
Feb	308.50	277.52	269.00	229.26	196.43	131.80	266.64	220.45	228.93	496.90	168.09
Mar	308.50	277.52	269.00	229.26	196.43	131.80	266.64	221.50	229.55	568.19	168.09
Apr	308.50	277.52	269.00	232.74	199.40	134.75	273.87	228.07	229.55	658.87	168.09

Contd.

## 7.9 Index number of wholesale prices by commodities

Year/month	OTHER TRANSPORTABLE GOODS												
	Timber	Printing Paper	Hard Board	Coke	Motor Sprit	Diesel Oil	Kerosine Oil	Furnace Oil	Mobile Oil	Chemicals	Dying Materials	Fertilizers	Pesticides
(2007-08=100)													
2012-13	149.51	158.66	193.63	163.45	168.70	257.74	260.42	177.08	183.78	154.14	105.42	261.38	195.99
2013-14	170.36	169.84	220.14	163.45	184.99	271.23	283.49	176.90	194.20	171.90	115.91	266.33	227.17
2014-15	195.72	167.58	218.10	163.45	147.81	214.81	228.04	132.51	201.20	196.13	145.04	272.04	281.42
2015-16	214.44	163.34	199.14	163.45	120.71	157.60	137.91	70.22	198.20	184.23	146.55	267.53	310.85
2016-17	225.62	166.07	212.50	163.45	115.52	149.70	115.81	93.94	197.45	174.85	146.55	219.37	306.54
2018 Apr	237.00	170.48	260.42	163.45	145.27	203.45	203.79	131.92	201.08	191.56	146.55	226.05	310.16
May	237.00	170.68	260.42	163.45	148.14	211.29	212.90	148.26	201.08	191.65	146.55	228.94	312.26
Jun	237.00	171.07	260.42	163.45	155.34	227.66	224.83	162.84	203.46	191.65	150.72	232.29	312.26
Jul	237.00	171.65	260.42	163.45	164.49	244.20	229.00	171.20	206.18	196.45	150.72	236.33	312.32
Aug	239.89	172.70	291.67	163.45	164.49	244.20	229.00	175.33	209.31	206.63	150.72	241.32	312.32
Sep	240.62	172.70	291.67	163.45	156.81	230.43	222.78	172.10	209.31	213.09	150.72	242.31	312.32
Oct	241.03	174.76	291.67	163.45	156.81	230.43	222.78	193.09	209.31	215.90	150.72	252.46	312.32
Nov	244.62	174.76	291.67	163.45	165.26	247.11	230.97	198.68	211.03	215.33	150.72	257.79	316.64
Dec	244.62	174.76	291.67	163.45	161.88	237.44	222.96	167.39	211.03	215.72	150.72	260.32	316.64
2019 Jan	244.62	174.76	291.67	163.45	153.67	229.53	221.58	135.85	213.34	221.33	150.72	267.64	316.64
Feb	244.62	174.76	291.67	163.45	152.67	229.16	219.79	167.71	213.34	222.04	150.72	267.89	316.64
Mar	244.62	174.76	291.67	163.45	156.91	238.13	230.47	183.68	213.34	222.25	155.94	266.94	316.64
Apr	244.62	174.76	291.67	163.45	167.06	249.21	238.48	185.83	221.27	221.50	155.94	268.91	316.64

Contd.

## 7.9 Index number of wholesale prices by commodities

Year / month	OTHER TRANSPORTABLE GOODS												
	Insecticides	Paints & Varnishes	Medicines	Soaps & Detergent	Auto Tyers	Plastic Products	Glass Sheets	Other Glass Articles	Ceramics & Sanitary	Bricks Blocks & Tiles	Cement	Bed Foams	Matches
(2007-08=100)													
2012-13	120.85	237.85	138.59	167.01	180.56	193.02	192.56	199.82	158.32	176.20	185.77	141.29	132.57
2013-14	143.37	260.43	139.76	180.26	185.96	201.16	207.04	212.10	182.46	193.91	203.42	148.32	143.20
2014-15	160.37	285.05	144.94	178.53	190.42	216.58	220.72	234.52	213.29	206.14	208.01	154.60	146.44
2015-16	135.83	295.05	151.50	176.76	188.83	228.68	231.30	247.70	226.84	215.66	206.72	161.34	162.62
2016-17	139.49	295.34	170.26	189.10	178.50	226.65	281.84	306.65	233.70	219.60	214.45	165.54	165.53
2018 Apr	141.00	301.12	177.04	190.72	177.11	239.27	302.27	318.10	236.41	223.30	223.43	175.33	171.36
May	142.19	301.12	177.04	190.80	177.11	240.04	302.27	318.10	236.41	221.69	223.54	175.33	171.36
Jun	142.29	304.87	177.06	190.80	177.14	240.04	302.27	318.10	236.41	222.34	232.31	175.33	171.36
Jul	144.49	332.15	177.70	191.52	177.14	240.35	304.55	318.10	236.54	223.37	237.45	175.33	171.36
Aug	145.90	354.53	178.61	193.00	178.97	240.38	304.55	318.10	243.24	223.76	238.70	176.50	171.36
Sep	145.02	354.53	180.06	193.52	184.52	243.75	304.55	318.10	243.24	225.43	234.41	176.50	171.36
Oct	144.97	354.53	180.22	195.41	184.52	243.75	304.55	318.10	243.24	231.36	234.54	182.50	171.36
Nov	147.06	358.49	180.99	198.71	184.52	244.35	312.41	318.10	246.05	233.23	239.43	182.50	171.36
Dec	147.58	358.85	181.01	199.52	186.63	244.35	312.41	318.10	246.05	232.45	240.25	182.50	172.57
2019 Jan	151.37	361.10	181.04	200.31	202.83	245.58	320.54	318.10	246.05	232.13	238.47	182.67	172.57
Feb	147.58	364.40	181.30	200.46	204.20	246.23	337.30	331.31	249.92	228.34	238.29	182.67	172.57
Mar	148.01	364.40	185.56	201.14	204.20	246.23	337.30	331.31	249.92	227.28	237.32	181.83	172.57
Apr	150.13	369.27	194.23	202.19	204.36	246.72	337.30	331.31	252.16	226.38	235.80	181.83	172.57

Contd.



## 7.9 Index number of wholesale prices by commodities

Year/month	METAL PRODUCT MACHINERY & EQUIPMENT									
	Pig Iron	Steel Bars & Sheets	Pipe Fittings	Steel Products	Engine & Motors	Vacuum Pumps	Air Conditioners	Cultivators	Chuff Cutter	Tractors
(2007-08=100)										
2012-13	128.97	134.92	143.38	162.79	109.07	115.39	174.17	187.71	140.67	161.96
2013-14	128.97	140.15	163.38	169.47	109.07	115.39	180.79	215.46	146.36	188.81
2014-15	128.97	144.81	189.28	173.11	109.07	115.39	195.28	224.52	149.20	214.54
2015-16	128.97	128.59	193.28	175.40	109.14	115.24	200.41	219.76	149.20	207.71
2016-17	128.97	128.39	205.18	177.31	115.34	121.58	200.49	197.94	152.04	202.23
2018 Apr	128.97	158.63	215.66	176.76	116.98	123.69	200.10	190.66	153.46	201.75
May	128.97	163.92	215.66	177.24	116.98	123.69	203.80	190.66	153.46	201.75
Jun	128.97	164.94	215.66	177.24	116.98	123.69	203.80	190.66	153.46	216.82
Jul	128.97	169.64	234.48	177.24	116.98	123.69	203.80	190.66	153.46	216.82
Aug	128.97	170.86	234.48	182.68	116.98	123.69	203.80	190.66	153.46	216.82
Sep	128.97	168.49	234.48	183.35	116.98	123.69	203.80	190.66	153.46	216.82
Oct	128.97	174.08	238.51	183.86	116.98	123.69	208.65	190.66	153.46	216.82
Nov	128.97	177.11	238.51	184.01	116.98	123.69	211.33	190.66	153.46	226.93
Dec	128.97	172.86	238.51	184.01	116.98	123.69	211.33	190.66	153.46	226.93
2019 Jan	128.97	172.96	238.51	189.08	116.98	123.69	211.33	190.66	153.46	226.93
Feb	128.97	173.56	238.51	189.08	116.98	123.69	211.33	190.66	153.46	226.93
Mar	128.97	171.55	238.51	189.19	116.98	123.69	211.33	190.66	153.46	226.93
Apr	128.97	178.62	251.44	189.42	116.98	123.69	218.02	190.66	153.46	226.93

Contd.

## 7.9 Index number of wholesale prices by commodities

Year / month	METAL PRODUCT MACHINERY & EQUIPMENT								
	Lathe Machine	Concrete Mixer	Refrige Wash & Sew mach Iron	Electrical Wires	Lighting Equip-ments	Radio & Television	Motor Vehicles	Motor Cycles	Bicycles
(2007-08=100)									
2012-13	147.68	138.83	167.54	160.01	147.57	127.52	170.90	125.06	177.20
2013-14	186.40	138.83	188.44	173.65	163.03	126.49	179.74	125.61	181.58
2014-15	208.81	138.83	197.51	186.83	166.63	126.49	182.92	127.07	184.24
2015-16	208.81	138.83	199.91	194.12	167.74	127.36	184.05	125.89	185.97
2016-17	234.57	138.83	207.81	201.10	171.45	140.01	190.70	125.89	187.75
2018 Apr	241.06	138.83	222.10	208.22	174.04	140.42	211.00	133.32	187.65
May	241.06	138.83	226.35	208.22	174.04	140.42	211.00	133.88	187.65
Jun	241.06	138.83	228.70	208.22	174.04	140.42	211.00	133.88	191.22
Jul	241.06	138.83	228.73	208.22	174.04	140.42	218.11	134.21	191.22
Aug	241.06	138.83	228.73	208.22	174.04	140.42	218.11	134.21	191.22
Sep	241.06	138.83	229.31	208.22	174.04	140.42	218.11	134.21	194.31
Oct	268.38	138.83	238.78	208.22	174.04	140.42	221.80	134.21	194.31
Nov	268.38	138.83	238.82	208.22	174.04	140.42	223.94	134.21	194.31
Dec	299.21	138.83	238.82	208.22	174.13	140.42	223.94	138.37	194.31
2019 Jan	299.21	138.83	242.23	208.22	174.13	140.42	223.94	158.63	194.31
Feb	299.21	138.83	242.23	208.22	174.13	140.42	227.69	159.20	194.31
Mar	299.21	138.83	243.04	208.22	174.13	140.42	229.70	159.20	194.31
Apr	299.21	138.83	251.74	212.00	175.37	150.87	235.59	160.54	194.31

## 7.10 Intercity Wholesale Prices of Selected Commodities

Group/Commodity/Item Specification	Unit	City	Prices (Rs.)			% Change in April, 2019 Over	
			Apr., 2019	Mar., 2019	Apr., 2018	Mar., 2019	Apr., 2018
<b>1. Agriculture Forestry &amp; Fishery</b>							
<b>001. Wheat</b>							
0111201. WHEAT AVG. QLTY.	100 KG.	LAH	3387.50	3375.00	3406.50	0.37	-0.56
		FAS	3400.00	3400.00	3310.00	0.00	2.72
		RAW	3625.00	3625.00	3425.00	0.00	5.84
		MUL	3313.50	3400.00	3050.00	-2.54	8.64
		GUJ	3500.00	3500.00	3250.00	0.00	7.69
		SAH	3312.50	3312.50	2937.50	0.00	12.77
		SAR	3000.00	3000.00	2975.00	0.00	0.84
		SKT	3425.00	3625.00	3500.00	-5.52	-2.14
		BPR	3175.00	3375.00	2812.50	-5.93	12.89
		GJT	3410.00	3410.00	3250.00	0.00	4.92
		KSR	3400.00	3387.50	3362.50	0.37	1.12
		KAR	3700.00	3800.00	3600.00	-2.63	2.78
		HYD	2970.00	3040.00	2975.00	-2.30	-0.17
		SKR	3200.00	3250.00	3250.00	-1.54	-1.54
		LRK	3250.00	3250.00	3100.00	0.00	4.84
		MPK	2900.00	3300.00	2875.00	-12.12	0.87
		NWB	3375.00	3375.00	3200.00	0.00	5.47
		PSH	3225.00	3225.00	3200.00	0.00	0.78
		BNU	3360.00	3532.50	3100.00	-4.88	8.39
<b>002. Maize</b>							
0112201. MAIZE AVG. QLTY.	40 KG.	LAH	1325.00	1300.00	1250.00	1.92	6.00
		FAS	1500.00	1500.00	1200.00	0.00	25.00
		RAW	1187.50	1187.50	1187.50	0.00	0.00
		SAR	2200.00	2175.00	1550.00	1.15	41.94
		KSR	1325.00	1325.00	1150.00	0.00	15.22
		KAR	1900.00	1900.00	1380.00	0.00	37.68
		HYD	1400.00	1350.00	1225.00	3.70	14.29
		PSH	1360.00	1250.00	1280.00	8.80	6.25
		BNU	1520.00	1350.00	1280.00	12.59	18.75
		QTA	1480.00	1480.00	1480.00	0.00	0.00
<b>003. Rice</b>							
0113201. RICE BASMATI SUP. QLTY.	40 KG.	LAH	4580.00	4500.00	4450.00	1.78	2.92
		FAS	4300.00	4300.00	4100.00	0.00	4.88
		RAW	5475.00	5475.00	5175.00	0.00	5.80
		MUL	4040.00	4100.00	3650.00	-1.46	10.68
		GUJ	4480.00	4480.00	4480.00	0.00	0.00
		SKT	4200.00	3900.00	4000.00	7.69	5.00
		KAR	5875.00	5875.00	5860.00	0.00	0.26
		HYD	5300.00	5300.00	5100.00	0.00	3.92
		MPK	5800.00	5800.00	5200.00	0.00	11.54
		PSH	4950.00	4950.00	4800.00	0.00	3.13
		MNG	5600.00	5600.00	4200.00	0.00	33.33
		QTA	6800.00	5800.00	4800.00	17.24	41.67
0113202. RICE BASMATI BROKEN AVG. QLTY.	40 KG.	LAH	2450.00	2450.00	2450.00	0.00	0.00
		RAW	3225.00	3225.00	3125.00	0.00	3.20
		GUJ	2400.00	2400.00	2240.00	0.00	7.14
		SAH	2780.00	2767.50	2600.00	0.45	6.92
		SKT	1760.00	1760.00	1825.00	0.00	-3.56
		BPR	2250.00	2250.00	2250.00	0.00	0.00
		GJT	2200.00	2000.00	2000.00	10.00	10.00
		KSR	2350.00	2350.00	2350.00	0.00	0.00
		KAR	2900.00	2900.00	2700.00	0.00	7.41
		HYD	3100.00	3100.00	2800.00	0.00	10.71
		SKR	2200.00	2200.00	2000.00	0.00	10.00
		LRK	2640.00	2640.00	2640.00	0.00	0.00
		MPK	2400.00	2400.00	2200.00	0.00	9.09

Contd.

## 7.10 Intercity Wholesale Prices of Selected Commodities

Group/Commodity/Item Specification	Unit	City	Prices (Rs.)			% Change in April, 2019 Over	
			Apr., 2019	Mar., 2019	Apr., 2018	Mar., 2019	Apr., 2018
0113203. RICE IRRI-9 PUNJAB	40 KG.	PSH	2600.00	2600.00	2800.00	0.00	-7.14
		BNU	2275.00	2275.00	2000.00	0.00	13.75
		QTA	3400.00	3400.00	3200.00	0.00	6.25
		LAH	1950.00	1950.00	1950.00	0.00	0.00
		FAS	2550.00	2550.00	1700.00	0.00	50.00
		RAW	2290.00	2290.00	2150.00	0.00	6.51
		SAR	2300.00	2300.00	2350.00	0.00	-2.13
0113204. RICE IRRI-6 SINDH	40 KG.	SKT	1600.00	1600.00	1600.00	0.00	0.00
		QTA	2800.00	2800.00	1600.00	0.00	75.00
		KAR	1960.00	1960.00	1640.00	0.00	19.51
		HYD	1850.00	1850.00	1680.00	0.00	10.12
		SKR	1800.00	1800.00	1440.00	0.00	25.00
		LRK	1550.00	1550.00	1360.00	0.00	13.97
		NWB	2105.00	1725.00	1625.00	22.03	29.54
004. Sorghum / Jowar 0114201. JOWAR AVG. QLTY.	40 KG.	PSH	2050.00	2050.00	1760.00	0.00	16.48
		QTA	2840.00	2840.00	1440.00	0.00	97.22
		LAH	1975.00	1600.00	1550.00	23.44	27.42
		FAS	3000.00	3000.00	1450.00	0.00	106.90
		SAR	1800.00	1650.00	1550.00	9.09	16.13
		GJT	2400.00	2400.00	1400.00	0.00	71.43
		KAR	2500.00	2500.00	1320.00	0.00	89.39
005. Millet / Bajra 0118201. BAJRA AVG. QLTY.	40 KG.	HYD	3750.00	3750.00	1400.00	0.00	167.86
		PSH	2370.00	1575.00	1714.00	50.48	38.27
		LAH	1625.00	1400.00	1400.00	16.07	16.07
		FAS	1700.00	1775.00	1200.00	-4.23	41.67
		SAR	1800.00	1750.00	1325.00	2.86	35.85
		GJT	1540.00	1540.00	1060.00	0.00	45.28
		KAR	1520.00	1520.00	1180.00	0.00	28.81
006. Vegetables 0121201. CABBAGE AVG. QLTY.	100 KG.	HYD	1800.00	1800.00	1520.00	0.00	18.42
		PSH	1750.00	1650.00	1224.00	6.06	42.97
		LAH	1950.00	1450.00	1650.00	34.48	18.18
		FAS	1800.00	1050.00	1100.00	71.43	63.64
		RAW	3250.00	1750.00	1550.00	85.71	109.68
		MUL	2250.00	1800.00	1050.00	25.00	114.29
		SAR	4225.00	3150.00	2150.00	34.13	96.51
0121301. CAULIFLOWER AVG. QLTY.	100 KG.	SKT	3000.00	2000.00	1800.00	50.00	66.67
		KAR	3750.00	1350.00	1650.00	177.78	127.27
		SKR	2800.00	1600.00	2000.00	75.00	40.00
		PSH	3000.00	2500.00	3200.00	20.00	-6.25
		LAH	2550.00	2100.00	750.00	21.43	240.00
		FAS	3200.00	2500.00	1900.00	28.00	68.42
		MUL	2900.00	2250.00	1500.00	28.89	93.33
		SKT	3000.00	4000.00	1600.00	-25.00	87.50
		KAR	5250.00	3750.00	2100.00	40.00	150.00
		SKR	4000.00	4000.00	2000.00	0.00	100.00
0122201. CUCUMBER (KHEERA) AVG. QLTY.	100 KG.	MPK	3750.00	3750.00	2800.00	0.00	33.93
		PSH	3000.00	1350.00	2250.00	122.22	33.33
		QTA	4600.00	4600.00	4600.00	0.00	0.00
		LAH	2450.00	3300.00	1250.00	-25.76	96.00
		FAS	2500.00	3750.00	900.00	-33.33	177.78
		RAW	3100.00	4050.00	1725.00	-23.46	79.71
		MUL	3100.00	3100.00	1050.00	0.00	195.24
		GUJ	3000.00	4000.00	1500.00	-25.00	100.00
		SAR	3275.00	3090.00	920.00	5.99	255.98
		SKT	3000.00	4000.00	2000.00	-25.00	50.00

Contd.

## 7.10 Intercity Wholesale Prices of Selected Commodities

Group/Commodity/Item Specification	Unit	City	Prices (Rs.)			% Change in April, 2019 Over	
			Apr., 2019	Mar., 2019	Apr., 2018	Mar., 2019	Apr., 2018
0122401. TOMATOES AVG. QLTY.	40 KG.	KAR	3250.00	3750.00	1350.00	-13.33	140.74
		HYD	3000.00	3500.00	2000.00	-14.29	50.00
		SKR	2800.00	2400.00	1400.00	16.67	100.00
		PSH	3500.00	3750.00	2000.00	-6.67	75.00
		BNU	3500.00	3500.00	3000.00	0.00	16.67
		QTA	4200.00	3600.00	2600.00	16.67	61.54
		LAH	2450.00	4100.00	750.00	-40.24	226.67
		FAS	2600.00	5000.00	440.00	-48.00	490.91
		RAW	3175.00	4100.00	1035.00	-22.56	206.76
		MUL	2300.00	4600.00	625.00	-50.00	268.00
		GUJ	2800.00	5600.00	1200.00	-50.00	133.33
		SAH	1900.00	3450.00	1040.00	-44.93	82.69
		SAR	2810.00	3625.00	880.00	-22.48	219.32
		SKT	2800.00	5200.00	1200.00	-46.15	133.33
		BPR	2320.00	4800.00	880.00	-51.67	163.64
		GJT	2900.00	4600.00	1200.00	-36.96	141.67
0123201. PEAS (MATAR) AVG. QLTY.	100 KG.	KAR	2200.00	4200.00	360.00	-47.62	511.11
		HYD	900.00	3200.00	625.00	-71.88	44.00
		SKR	1200.00	3600.00	640.00	-66.67	87.50
		LRK	3200.00	4800.00	900.00	-33.33	255.56
		MPK	620.00	2050.00	212.50	-69.76	191.76
		PSH	2000.00	3800.00	1150.00	-47.37	73.91
		BNU	2400.00	3000.00	900.00	-20.00	166.67
		MNG	4000.00	4000.00	1200.00	0.00	233.33
		QTA	3080.00	3880.00	800.00	-20.62	285.00
		LAH	3550.00	3550.00	1950.00	0.00	82.05
		FAS	4300.00	3750.00	3500.00	14.67	22.86
		RAW	4250.00	2687.50	2450.00	58.14	73.47
		GUJ	6000.00	3750.00	4000.00	60.00	50.00
		SKT	5000.00	6000.00	4000.00	-16.67	25.00
		KAR	4750.00	4750.00	2300.00	0.00	106.52
		SKR	6000.00	6000.00	8000.00	0.00	-25.00
MPK	4650.00	5650.00	4000.00	-17.70	16.25		
PSH	5000.00	4500.00	4250.00	11.11	17.65		
BNU	6500.00	7500.00	5000.00	-13.33	30.00		
QTA	6200.00	4600.00	5600.00	34.78	10.71		
0124101. TURNIP AVG. QLTY.	100 KG.	LAH	2000.00	1250.00	1150.00	60.00	73.91
		FAS	2100.00	1500.00	1100.00	40.00	90.91
		RAW	2050.00	1687.50	1775.00	21.48	15.49
		MUL	1900.00	1650.00	1200.00	15.15	58.33
		SKT	3000.00	2000.00	1600.00	50.00	87.50
		KAR	4250.00	3750.00	1700.00	13.33	150.00
		SKR	2800.00	2400.00	1400.00	16.67	100.00
		PSH	2500.00	1500.00	2000.00	66.67	25.00
0124102. CARROT AVG. QLTY.	100 KG.	MNG	1500.00	1500.00	1400.00	0.00	7.14
		QTA	2600.00	1600.00	2600.00	62.50	0.00
		LAH	2250.00	1350.00	1950.00	66.67	15.38
		FAS	2500.00	1800.00	3500.00	38.89	-28.57
		RAW	2550.00	1725.00	2550.00	47.83	0.00
		MUL	2750.00	1100.00	1500.00	150.00	83.33
		GUJ	3000.00	2000.00	3000.00	50.00	0.00
		SAR	4160.00	1275.00	2225.00	226.27	86.97
		SKT	3000.00	1800.00	4400.00	66.67	-31.82
		KAR	4250.00	2750.00	1700.00	54.55	150.00
SKR	3000.00	2000.00	5000.00	50.00	-40.00		
MPK	3750.00	1550.00	1550.00	141.94	141.94		
PSH	3500.00	2650.00	3000.00	32.08	16.67		
MNG	2500.00	2500.00	2400.00	0.00	4.17		

Contd.

## 7.10 Intercity Wholesale Prices of Selected Commodities

Group/Commodity/Item Specification	Unit	City	Prices (Rs.)			% Change in April, 2019 Over			
			Apr., 2019	Mar., 2019	Apr., 2018	Mar., 2019	Apr., 2018		
0124201. GARLIC	40 KG.	QTA	2600.00	1600.00	3600.00	62.50	-27.78		
		LAH	4150.00	3950.00	4250.00	5.06	-2.35		
		FAS	4200.00	5800.00	4400.00	-27.59	-4.55		
		RAW	5900.00	5100.00	4550.00	15.69	29.67		
		SAR	5600.00	6065.00	2650.00	-7.67	111.32		
		SKT	8000.00	6400.00	4800.00	25.00	66.67		
		GJT	5600.00	4500.00	5200.00	24.44	7.69		
		KAR	5000.00	5500.00	3900.00	-9.09	28.21		
		HYD	5700.00	5200.00	3550.00	9.62	60.56		
		SKR	6800.00	6000.00	5400.00	13.33	25.93		
		PSH	7200.00	7000.00	4800.00	2.86	50.00		
		MNG	6600.00	7200.00	6000.00	-8.33	10.00		
0124301. ONIONS DRY AVG. QLTY.	40 KG.	QTA	6400.00	6400.00	7200.00	0.00	-11.11		
		LAH	1025.00	930.00	650.00	10.22	57.69		
		FAS	1440.00	1520.00	925.00	-5.26	55.68		
		RAW	1575.00	1575.00	1175.00	0.00	34.04		
		MUL	760.00	760.00	750.00	0.00	1.33		
		GUJ	1280.00	1450.00	1000.00	-11.72	28.00		
		SAH	1487.50	997.50	1037.50	49.12	43.37		
		SAR	970.00	1000.00	645.00	-3.00	50.39		
		SKT	1200.00	1600.00	1000.00	-25.00	20.00		
		BPR	1240.00	1520.00	840.00	-18.42	47.62		
		GJT	1200.00	1200.00	960.00	0.00	25.00		
		KSR	1265.00	1320.00	670.00	-4.17	88.81		
		KAR	1100.00	760.00	540.00	44.74	103.70		
		HYD	1100.00	1100.00	475.00	0.00	131.58		
		SKR	880.00	960.00	640.00	-8.33	37.50		
		LRK	1200.00	1000.00	1200.00	20.00	0.00		
		MPK	1000.00	1000.00	500.00	0.00	100.00		
		NWB	1650.00	1650.00	1250.00	0.00	32.00		
0124901. RADDISH AVG. QLTY.	100 KG.	QTA	1280.00	880.00	600.00	45.45	113.33		
		RAW	1950.00	1562.50	1625.00	24.80	20.00		
		MUL	2250.00	1450.00	1200.00	55.17	87.50		
		GUJ	3000.00	1750.00	1500.00	71.43	100.00		
		SAR	2125.00	1880.00	1150.00	13.03	84.78		
		SKT	2000.00	2000.00	2000.00	0.00	0.00		
		KAR	2250.00	1550.00	1300.00	45.16	73.08		
		MPK	1650.00	1650.00	1750.00	0.00	-5.71		
		PSH	1500.00	1350.00	2250.00	11.11	-33.33		
		0124903. TINDA AVG. QLTY.	100 KG.	FAS	20000.00	0.00	14500.00	-----	37.93
				RAW	5150.00	0.00	4100.00	-----	25.61
				SKT	16000.00	0.00	14000.00	-----	14.29
KAR	12500.00			0.00	4750.00	-----	163.16		
SKR	8000.00			0.00	4000.00	-----	100.00		
MPK	8000.00			0.00	6750.00	-----	18.52		
0124905. BOTTLE GOURD (LOKI)	100 KG.	PSH	3600.00	0.00	3000.00	-----	20.00		
		MNG	4000.00	0.00	1430.00	-----	179.72		
		LAH	4550.00	0.00	2100.00	-----	116.67		
		FAS	6500.00	0.00	2250.00	-----	188.89		
		RAW	5100.00	0.00	4350.00	-----	17.24		
		KAR	5500.00	0.00	1800.00	-----	205.56		
HYD	4500.00	0.00	2000.00	-----	125.00				
SKR	4000.00	0.00	2000.00	-----	100.00				
PSH	5000.00	0.00	4500.00	-----	11.11				
BNU	5000.00	0.00	3000.00	-----	66.67				

Contd.

## 7.10 Intercity Wholesale Prices of Selected Commodities

Group/Commodity/Item Specification	Unit	City	Prices (Rs.)			% Change in April, 2019 Over	
			Apr., 2019	Mar., 2019	Apr., 2018	Mar., 2019	Apr., 2018
<b>007. Fresh Fruits</b>							
0131201. BANANA AVG. QLTY.	DOZ.	LAH	82.50	82.50	87.50	0.00	-5.71
		FAS	52.50	52.50	47.50	0.00	10.53
		RAW	87.50	82.25	71.00	6.38	23.24
		MUL	87.50	82.50	75.00	6.06	16.67
		GUJ	80.00	70.00	70.00	14.29	14.29
		SKT	80.00	75.00	75.00	6.67	6.67
		BPR	80.00	70.00	62.50	14.29	28.00
		GJT	75.00	65.00	60.00	15.38	25.00
		KAR	42.50	37.50	43.50	13.33	-2.30
		HYD	65.00	60.00	65.00	8.33	0.00
		SKR	55.00	55.00	80.00	0.00	-31.25
		MPK	32.50	32.50	27.50	0.00	18.18
		PSH	60.00	50.00	60.00	20.00	0.00
		MNG	90.00	70.00	70.00	28.57	28.57
0131701. PAPAYA (PAPETA)	40 KG.	LAH	3800.00	3800.00	2950.00	0.00	28.81
		KAR	2600.00	2600.00	1700.00	0.00	52.94
		HYD	3200.00	3200.00	2200.00	0.00	45.45
		MPK	3500.00	3500.00	1700.00	0.00	105.88
0132301. MALTA AVG. QLTY.	100	LAH	925.00	925.00	1350.00	0.00	-31.48
		FAS	1450.00	1000.00	1050.00	45.00	38.10
		RAW	1550.00	925.00	1375.00	67.57	12.73
		SAR	790.00	790.00	1225.00	0.00	-35.51
		KAR	950.00	650.00	1300.00	46.15	-26.92
		HYD	2100.00	1200.00	1200.00	75.00	75.00
		PSH	1000.00	900.00	1100.00	11.11	-9.09
		QTA	1250.00	1150.00	700.00	8.70	78.57
0132302. KINO AVG. QLTY.	100	LAH	875.00	875.00	950.00	0.00	-7.89
		FAS	1550.00	950.00	775.00	63.16	100.00
		RAW	1375.00	750.00	1025.00	83.33	34.15
		SAR	1275.00	825.00	1330.00	54.55	-4.14
		KAR	950.00	650.00	950.00	46.15	0.00
		HYD	2100.00	1100.00	1300.00	90.91	61.54
		PSH	900.00	700.00	1200.00	28.57	-25.00
		QTA	800.00	700.00	700.00	14.29	14.29
0134401. STRAWBURY	40 KG.	LAH	2550.00	5250.00	2450.00	-51.43	4.08
		RAW	3250.00	7300.00	4700.00	-55.48	-30.85
		KAR	6400.00	9000.00	5200.00	-28.89	23.08
		SKR	4000.00	4400.00	2800.00	-9.09	42.86
0135101. APPLE AVG. QLTY.	40 KG.	LAH	5900.00	5300.00	4900.00	11.32	20.41
		RAW	2750.00	2750.00	3375.00	0.00	-18.52
		MUL	3000.00	3200.00	3400.00	-6.25	-11.76
		KAR	2600.00	2600.00	3500.00	0.00	-25.71
		HYD	4000.00	3600.00	3600.00	11.11	11.11
		SKR	4800.00	4000.00	3600.00	20.00	33.33
		PSH	3400.00	3200.00	4200.00	6.25	-19.05
		MNG	5200.00	5400.00	4250.00	-3.70	22.35
		QTA	5200.00	5200.00	4000.00	0.00	30.00
0135102. APPLE SUP. QLTY.	40 KG.	LAH	9150.00	8750.00	7100.00	4.57	28.87
		RAW	7100.00	7100.00	7625.00	0.00	-6.89
		GJT	8000.00	5200.00	5600.00	53.85	42.86
		KAR	5800.00	5400.00	5000.00	7.41	16.00
		PSH	4800.00	4000.00	5000.00	20.00	-4.00
		MNG	7200.00	7200.00	5000.00	0.00	44.00
		QTA	7200.00	7200.00	6000.00	0.00	20.00
0135901. GUAVA AVG. QLTY.	40 KG.	LAH	2450.00	2600.00	3050.00	-5.77	-19.67
		RAW	2150.00	2425.00	3150.00	-11.34	-31.75
		MUL	3400.00	3000.00	2200.00	13.33	54.55

Contd.

## 7.10 Intercity Wholesale Prices of Selected Commodities

Group/Commodity/Item Specification	Unit	City	Prices (Rs.)			% Change in April, 2019 Over	
			Apr., 2019	Mar., 2019	Apr., 2018	Mar., 2019	Apr., 2018
0136101. WATER MELON	40 KG.	KAR	1700.00	1700.00	2400.00	0.00	-29.17
		HYD	1700.00	1700.00	2000.00	0.00	-15.00
		PSH	3000.00	2400.00	3000.00	25.00	0.00
		QTA	2800.00	2800.00	2000.00	0.00	40.00
		LAH	1200.00	1200.00	1050.00	0.00	14.29
		FAS	1800.00	450.00	500.00	300.00	260.00
		RAW	2350.00	2625.00	1275.00	-10.48	84.31
		MUL	1300.00	960.00	1100.00	35.42	18.18
		KSR	1275.00	1275.00	1050.00	0.00	21.43
		KAR	900.00	1700.00	940.00	-47.06	-4.26
0136102. MUSK MELON (SARDA/GARMA)	40 KG.	HYD	1300.00	1400.00	650.00	-7.14	100.00
		SKR	1200.00	1200.00	800.00	0.00	50.00
		PSH	2000.00	1600.00	2400.00	25.00	-16.67
		QTA	1040.00	640.00	1600.00	62.50	-35.00
		LAH	1650.00	1650.00	1550.00	0.00	6.45
		RAW	2350.00	2525.00	1575.00	-6.93	49.21
		SKT	4000.00	3000.00	1600.00	33.33	150.00
		KAR	900.00	2200.00	660.00	-59.09	36.36
		PSH	3200.00	1200.00	2000.00	166.67	60.00
		0136103. SWEET MELON (KHURBOZA)	40 KG.	LAH	1900.00	1900.00	2100.00
		RAW	3550.00	3550.00	1950.00	0.00	82.05
		KAR	1900.00	1900.00	1700.00	0.00	11.76
		HYD	2800.00	2800.00	1500.00	0.00	86.67
008. Dry Fruits							
0138101. ALMOND KAGZI(IN SHELL)AVG. QLTY.	40 KG.	LAH	23000.00	23000.00	22500.00	0.00	2.22
		RAW	27250.00	27250.00	21650.00	0.00	25.87
		MUL	20500.00	20500.00	20500.00	0.00	0.00
		KAR	29000.00	29000.00	25800.00	0.00	12.40
		HYD	28500.00	28500.00	28500.00	0.00	0.00
		MPK	33000.00	38000.00	28000.00	-13.16	17.86
		PSH	27200.00	27200.00	26000.00	0.00	4.62
		MNG	27200.00	31600.00	26400.00	-13.92	3.03
		QTA	20000.00	20000.00	20000.00	0.00	0.00
		0138401. CHHOARA (DRY DATES) AVG. QLTY.	40 KG.	LAH	5300.00	5300.00	4300.00
		FAS	2750.00	2750.00	2750.00	0.00	0.00
		RAW	3850.00	3850.00	3750.00	0.00	2.67
		MUL	5000.00	5000.00	4250.00	0.00	17.65
		KAR	3500.00	3500.00	4200.00	0.00	-16.67
		HYD	2900.00	2900.00	3200.00	0.00	-9.38
		MPK	2000.00	2000.00	2600.00	0.00	-23.08
		PSH	3600.00	3600.00	2700.00	0.00	33.33
		BNU	4200.00	4200.00	3700.00	0.00	13.51
0138501. PISTACHIO(WITHOUT SHELL)AVG. QLTY	40 KG.	LAH	70000.00	70000.00	70000.00	0.00	0.00
		RAW	73750.00	75750.00	70500.00	-2.64	4.61
		MUL	66750.00	66750.00	62000.00	0.00	7.66
		KAR	102000.00	102000.00	101000.00	0.00	0.99
		HYD	110000.00	98000.00	76000.00	12.24	44.74
		SKR	112000.00	112000.00	82000.00	0.00	36.59
		PSH	128000.00	120000.00	76000.00	6.67	68.42
QTA	68000.00	68000.00	60000.00	0.00	13.33		
0138901. COCONUT DRY AVG. QLTY.	40 KG.	LAH	16250.00	16250.00	16800.00	0.00	-3.27
		MUL	13650.00	13650.00	14250.00	0.00	-4.21
		GJT	14000.00	14000.00	13700.00	0.00	2.19
		KAR	13300.00	13300.00	14800.00	0.00	-10.14
		HYD	13000.00	13000.00	16500.00	0.00	-21.21
		SKR	15200.00	15200.00	16000.00	0.00	-5.00

Contd.



## 7.10 Intercity Wholesale Prices of Selected Commodities

Group/Commodity/Item Specification	Unit	City	Prices (Rs.)			% Change in April, 2019 Over	
			Apr., 2019	Mar., 2019	Apr., 2018	Mar., 2019	Apr., 2018
		MPK	12400.00	13000.00	16600.00	-4.62	-25.30
		PSH	14800.00	15400.00	14200.00	-3.90	4.23
		MNG	12800.00	12800.00	18000.00	0.00	-28.89
009. Cotton Seeds							
0143101. COTTON SEEDS	40 KG.	FAS	1625.00	1625.00	1550.00	0.00	4.84
		MUL	1337.50	1337.50	1225.00	0.00	9.18
		SAH	1650.00	1587.50	1150.00	3.94	43.48
		SAR	2200.00	2100.00	1950.00	4.76	12.82
		SKT	2000.00	2000.00	2000.00	0.00	0.00
		KSR	1675.00	1675.00	1675.00	0.00	0.00
		KAR	2480.00	2480.00	2440.00	0.00	1.64
		HYD	1400.00	1200.00	1500.00	16.67	-6.67
010. Other Oil Seeds							
0144201. MUSTARD SEEDS	40 KG.	FAS	2350.00	2350.00	2300.00	0.00	2.17
		MUL	2425.00	2350.00	2300.00	3.19	5.43
		SAH	2350.00	2262.50	2250.00	3.87	4.44
		BPR	2450.00	2650.00	2450.00	-7.55	0.00
		KSR	2850.00	2850.00	2750.00	0.00	3.64
		KAR	2760.00	2760.00	2760.00	0.00	0.00
		HYD	2400.00	2600.00	2250.00	-7.69	6.67
		MPK	2500.00	2250.00	2300.00	11.11	8.70
		NWB	2150.00	2150.00	2125.00	0.00	1.18
		PSH	4000.00	4000.00	4000.00	0.00	0.00
011. Edible Roots / Potatoes							
0151001. POTATOES WHITE AVG. QLTY.	40 KG.	KAR	520.00	440.00	480.00	18.18	8.33
		HYD	390.00	340.00	380.00	14.71	2.63
		SKR	480.00	400.00	480.00	20.00	0.00
		MPK	500.00	400.00	400.00	25.00	25.00
		QTA	600.00	600.00	600.00	0.00	0.00
0151002. POTATOES RED AVG. QLTY.	40 KG.	LAH	400.00	400.00	340.00	0.00	17.65
		FAS	440.00	380.00	440.00	15.79	0.00
		RAW	675.00	537.50	675.00	25.58	0.00
		MUL	410.00	410.00	550.00	0.00	-25.45
		GUJ	540.00	540.00	600.00	0.00	-10.00
		SAH	370.00	370.00	690.00	0.00	-46.38
		SAR	410.00	330.00	450.00	24.24	-8.89
		SKT	400.00	400.00	700.00	0.00	-42.86
		BPR	420.00	500.00	540.00	-16.00	-22.22
		PSH	640.00	640.00	800.00	0.00	-20.00
		MNG	800.00	800.00	800.00	0.00	0.00
012. Stimulant & Spice Crops							
0165201. RED CHILLIES DRY(WHOLE)	40 KG.	LAH	11500.00	11500.00	8900.00	0.00	29.21
		FAS	10350.00	10250.00	7100.00	0.98	45.77
		RAW	11025.00	11025.00	8250.00	0.00	33.64
		MUL	8650.00	8250.00	6750.00	4.85	28.15
		KAR	12400.00	12400.00	8400.00	0.00	47.62
		HYD	11100.00	11100.00	8650.00	0.00	28.32
		MPK	10500.00	9500.00	7500.00	10.53	40.00
		PSH	11200.00	11200.00	7200.00	0.00	55.56
		QTA	12000.00	12000.00	12000.00	0.00	0.00
0165401. CUMINSEED WHITE 50 G.PKT.NAT.	EACH	LAH	65.00	65.00	65.00	0.00	0.00
		FAS	48.70	48.70	48.70	0.00	0.00
		RAW	67.50	67.50	64.00	0.00	5.47
		MUL	67.64	47.50	47.50	42.40	42.40
		KAR	68.00	68.00	68.00	0.00	0.00
		HYD	70.00	70.00	70.00	0.00	0.00
		MPK	40.45	40.45	40.45	0.00	0.00
		PSH	65.00	65.00	65.00	0.00	0.00

Contd.

## 7.10 Intercity Wholesale Prices of Selected Commodities

Group/Commodity/Item Specification	Unit	City	Prices (Rs.)			% Change in April, 2019 Over	
			Apr., 2019	Mar., 2019	Apr., 2018	Mar., 2019	Apr., 2018
0165402. CARDAMOM LARGE	40 KG.	MNG	50.00	50.00	50.00	0.00	0.00
		QTA	66.00	66.00	66.00	0.00	0.00
		LAH	44500.00	46500.00	60000.00	-4.30	-25.83
		RAW	56250.00	56250.00	52500.00	0.00	7.14
		MUL	53000.00	53000.00	49000.00	0.00	8.16
		KAR	53000.00	53000.00	85000.00	0.00	-37.65
		HYD	43000.00	38000.00	45000.00	13.16	-4.44
0165403. CARDAMOM SMALL	KG.	MPK	52000.00	52000.00	60000.00	0.00	-13.33
		PSH	50000.00	50000.00	62000.00	0.00	-19.35
		QTA	112000.00	112000.00	112000.00	0.00	0.00
		LAH	3200.00	3000.00	2100.00	6.67	52.38
		RAW	1975.00	1945.00	1725.00	1.54	14.49
		MUL	2450.00	2450.00	1750.00	0.00	40.00
		KAR	3200.00	2900.00	1900.00	10.34	68.42
0165501. CINNAMON	40 KG.	HYD	3000.00	2800.00	1600.00	7.14	87.50
		MPK	3100.00	2900.00	1500.00	6.90	106.67
		PSH	3800.00	3400.00	2000.00	11.76	90.00
		QTA	3250.00	3250.00	3250.00	0.00	0.00
		RAW	10250.00	10250.00	9350.00	0.00	9.63
		MUL	11500.00	11500.00	10700.00	0.00	7.48
		KAR	17800.00	17200.00	10600.00	3.49	67.92
0165701. GINGER GREEN	40 KG.	PSH	17200.00	17200.00	12000.00	0.00	43.33
		QTA	9600.00	9600.00	9600.00	0.00	0.00
		LAH	6000.00	6000.00	4900.00	0.00	22.45
		FAS	6200.00	5400.00	5200.00	14.81	19.23
		RAW	6750.00	6750.00	6250.00	0.00	8.00
		SAR	7575.00	6070.00	5450.00	24.79	38.99
		SKT	4800.00	4800.00	6000.00	0.00	-20.00
013. Pulses	40 KG.	KAR	5800.00	5400.00	3600.00	7.41	61.11
		HYD	6800.00	6800.00	4800.00	0.00	41.67
		SKR	6400.00	5200.00	4000.00	23.08	60.00
		PSH	6400.00	6400.00	4200.00	0.00	52.38
		MNG	8000.00	8000.00	6800.00	0.00	17.65
		QTA	7200.00	7200.00	7600.00	0.00	-5.26
		0170101. KIDNEY BEANS DRY WHOLE (LOBIA)	40 KG.	LAH	5850.00	5850.00	5050.00
RAW	6100.00	6100.00		4800.00	0.00	27.08	
MUL	4100.00	4100.00		3900.00	0.00	5.13	
KSR	5500.00	5500.00		4900.00	0.00	12.24	
KAR	5100.00	5100.00		4500.00	0.00	13.33	
HYD	3450.00	3450.00		3200.00	0.00	7.81	
PSH	5000.00	5150.00		4400.00	-2.91	13.64	
0170401. MASOOR WHOLE AVG. QLTY.	100 KG.	BNU	4400.00	4400.00	4000.00	0.00	10.00
		QTA	6880.00	6080.00	5500.00	13.16	25.09
		LAH	7750.00	7750.00	6750.00	0.00	14.81
		FAS	7125.00	6937.50	5625.00	2.70	26.67
		RAW	9100.00	9100.00	8900.00	0.00	2.25
		MUL	7050.00	6900.00	5450.00	2.17	29.36
		SAR	7550.00	8050.00	5550.00	-6.21	36.04
	40 KG.	SKT	14000.00	13000.00	11500.00	7.69	21.74
		BPR	7200.00	7200.00	6250.00	0.00	15.20
		GJT	9500.00	9500.00	10000.00	0.00	-5.00
		KSR	7100.00	7100.00	7900.00	0.00	-10.13
		KAR	7250.00	7250.00	6750.00	0.00	7.41
		HYD	7100.00	7100.00	5600.00	0.00	26.79
		SKR	7500.00	7500.00	8000.00	0.00	-6.25
		Lrk	9500.00	9500.00	7000.00	0.00	35.71
		MPK	7200.00	7500.00	6500.00	-4.00	10.77

Contd.

## 7.10 Intercity Wholesale Prices of Selected Commodities

Group/Commodity/Item Specification	Unit	City	Prices (Rs.)			% Change in April, 2019 Over	
			Apr., 2019	Mar., 2019	Apr., 2018	Mar., 2019	Apr., 2018
0170402. MASOOR SPLIT AVG. QLTY.	100 KG.	PSH	7000.00	7000.00	7000.00	0.00	0.00
		QTA	13200.00	13200.00	11600.00	0.00	13.79
		LAH	9450.00	9450.00	9350.00	0.00	1.07
		FAS	8125.00	7937.50	6312.50	2.36	28.71
		RAW	9950.00	9950.00	9550.00	0.00	4.19
		MUL	7425.00	7425.00	6100.00	0.00	21.72
		SAR	8550.00	9525.00	6650.00	-10.24	28.57
		SKT	12000.00	12000.00	11500.00	0.00	4.35
		BPR	8100.00	8100.00	6750.00	0.00	20.00
		GJT	11000.00	11000.00	12000.00	0.00	-8.33
		KAR	7800.00	7800.00	8100.00	0.00	-3.70
		HYD	7700.00	7700.00	6000.00	0.00	28.33
		SKR	8000.00	8000.00	7000.00	0.00	14.29
		LRK	8000.00	8250.00	8100.00	-3.03	-1.23
MPK	8000.00	8300.00	7200.00	-3.61	11.11		
0170901. GRAM WHOLE YELLOW AVG. QLTY.	100 KG.	PSH	8160.00	8000.00	6200.00	2.00	31.61
		QTA	12600.00	12600.00	11000.00	0.00	14.55
		LAH	14000.00	14000.00	13750.00	0.00	1.82
		FAS	8750.00	8250.00	11625.00	6.06	-24.73
		RAW	10650.00	11937.50	15450.00	-10.79	-31.07
		MUL	10900.00	10900.00	16000.00	0.00	-31.88
		SAR	9500.00	9800.00	9050.00	-3.06	4.97
		BPR	14250.00	14250.00	17100.00	0.00	-16.67
		GJT	11500.00	12500.00	15250.00	-8.00	-24.59
		KAR	11750.00	13750.00	14500.00	-14.55	-18.97
		HYD	11750.00	11750.00	12500.00	0.00	-6.00
		SKR	14800.00	14800.00	15000.00	0.00	-1.33
		MPK	15500.00	15500.00	18500.00	0.00	-16.22
		PSH	11750.00	12250.00	14000.00	-4.08	-16.07
BNU	10500.00	10500.00	10000.00	0.00	5.00		
0170902. GRAM SPLIT AVG. QLTY.	100 KG.	QTA	18600.00	17200.00	21000.00	8.14	-11.43
		LAH	10000.00	10000.00	8650.00	0.00	15.61
		FAS	9625.00	9375.00	7225.00	2.67	33.22
		RAW	11100.00	11100.00	9900.00	0.00	12.12
		MUL	9750.00	9750.00	9000.00	0.00	8.33
		GUJ	10000.00	10000.00	9200.00	0.00	8.70
		SAR	9750.00	9550.00	8387.50	2.09	16.24
		SKT	10500.00	10500.00	9500.00	0.00	10.53
		BPR	10650.00	10650.00	8900.00	0.00	19.66
		GJT	9750.00	9750.00	8500.00	0.00	14.71
		KAR	10250.00	9750.00	8250.00	5.13	24.24
		HYD	10000.00	10000.00	9100.00	0.00	9.89
		SKR	11000.00	11000.00	9800.00	0.00	12.24
		MPK	10000.00	10000.00	9000.00	0.00	11.11
PSH	11350.00	11550.00	8000.00	-1.73	41.88		
BNU	10500.00	10500.00	10000.00	0.00	5.00		
0170903. MASH WHOLE AVG. QLTY.	100 KG.	QTA	14200.00	14200.00	13600.00	0.00	4.41
		LAH	10750.00	10250.00	10250.00	4.88	4.88
		FAS	11750.00	10562.50	6937.50	11.24	69.37
		RAW	11250.00	12100.00	11200.00	-7.02	0.45
		MUL	11375.00	11375.00	9500.00	0.00	19.74
		SKT	12000.00	12000.00	8000.00	0.00	50.00
		KSR	10500.00	10500.00	9500.00	0.00	10.53
0170904. MASH SPLIT AVG. QLTY.	100 KG.	KAR	9500.00	9500.00	10250.00	0.00	-7.32
		LAH	12250.00	12250.00	12250.00	0.00	0.00
		FAS	14000.00	12875.00	9500.00	8.74	47.37
		RAW	12450.00	13200.00	12175.00	-5.68	2.26
MUL	12350.00	12600.00	9750.00	-1.98	26.67		

Contd.

## 7.10 Intercity Wholesale Prices of Selected Commodities

Group/Commodity/Item Specification	Unit	City	Prices (Rs.)			% Change in April, 2019 Over	
			Apr., 2019	Mar., 2019	Apr., 2018	Mar., 2019	Apr., 2018
		SKT	12500.00	12500.00	12000.00	0.00	4.17
		KSR	13000.00	13000.00	12500.00	0.00	4.00
		KAR	11250.00	11250.00	11100.00	0.00	1.35
		HYD	10900.00	10900.00	7875.00	0.00	38.41
		SKR	11000.00	11000.00	10000.00	0.00	10.00
		MPK	12000.00	12500.00	8500.00	-4.00	41.18
		PSH	11850.00	11850.00	11000.00	0.00	7.73
		MNG	14500.00	14500.00	11000.00	0.00	31.82
		QTA	18600.00	16600.00	17600.00	12.05	5.68
0170905. MOONG WHOLE AVG. QLTY.	100 KG.	LAH	10750.00	10000.00	8900.00	7.50	20.79
		FAS	12437.00	12000.00	7250.00	3.64	71.54
		RAW	11550.00	12125.00	9750.00	-4.74	18.46
		MUL	11375.00	11550.00	7250.00	-1.52	56.90
		SKT	12000.00	10000.00	8000.00	20.00	50.00
		GJT	10000.00	10000.00	7800.00	0.00	28.21
		KSR	11000.00	11000.00	7900.00	0.00	39.24
		KAR	10150.00	10150.00	7750.00	0.00	30.97
		SKR	11000.00	10000.00	9000.00	10.00	22.22
		PSH	14600.00	15000.00	9400.00	-2.67	55.32
		MNG	10000.00	9000.00	9100.00	11.11	9.89
		QTA	15000.00	14600.00	15000.00	2.74	0.00
0170906. MOONG SPLIT AVG. QLTY.	100 KG.	LAH	11250.00	10100.00	9550.00	11.39	17.80
		FAS	12656.00	12375.00	7000.00	2.27	80.80
		RAW	12550.00	13000.00	10400.00	-3.46	20.67
		MUL	12375.00	12600.00	8250.00	-1.79	50.00
		SKT	11000.00	9500.00	10000.00	15.79	10.00
		GJT	12750.00	12750.00	8200.00	0.00	55.49
		KAR	12750.00	12250.00	8100.00	4.08	57.41
		HYD	12000.00	12000.00	8300.00	0.00	44.58
		SKR	12000.00	11000.00	10000.00	9.09	20.00
		MPK	15000.00	15000.00	8500.00	0.00	76.47
		PSH	12240.00	11500.00	7800.00	6.43	56.92
		MNG	10000.00	10000.00	10000.00	0.00	0.00
		QTA	14600.00	14200.00	14600.00	2.82	0.00
014. Sugar Crops							
0180206. SUGAR CANE ( OPEN MARKET )	40 KG.	FAS	225.00	225.00	150.00	0.00	50.00
		HYD	290.00	290.00	182.00	0.00	59.34
		PSH	180.00	180.00	180.00	0.00	0.00
015. Fibre Crops							
0192101. COTTON SPOT RATE EX-KAR.	40 KG.	KAR	9427.00	9414.75	8193.00	0.13	15.06
0192201. JUTE BAGS LOCAL	100	LAH	12500.00	12500.00	10500.00	0.00	19.05
		FAS	13500.00	13500.00	12000.00	0.00	12.50
		KAR	12250.00	11750.00	11750.00	4.26	4.26
		PSH	14000.00	12000.00	11000.00	16.67	27.27
016. Unmanufactured Tobacco							
0197001. TOBACCO SIND KARO	40 KG.	SAR	7100.00	7100.00	6850.00	0.00	3.65
		SKR	4000.00	4000.00	4000.00	0.00	0.00
		LRK	4000.00	4000.00	3800.00	0.00	5.26
0197002. TOBACCO DESI(MITHA)	40 KG.	LAH	10250.00	10250.00	8900.00	0.00	15.17
		SAR	9050.00	9050.00	8550.00	0.00	5.85
		HYD	6000.00	6000.00	5200.00	0.00	15.38
		QTA	3000.00	3000.00	3000.00	0.00	0.00
0197003. TOBACCO SUFAID PATHA	40 KG.	MUL	6900.00	6900.00	6900.00	0.00	0.00
		SAR	6800.00	6800.00	6750.00	0.00	0.74
		KAR	5300.00	5100.00	5100.00	3.92	3.92
		HYD	5800.00	5800.00	4400.00	0.00	31.82
		QTA	5600.00	5600.00	5600.00	0.00	0.00

Contd.

## 7.10 Intercity Wholesale Prices of Selected Commodities

Group/Commodity/Item Specification	Unit	City	Prices (Rs.)			% Change in April, 2019 Over	
			Apr., 2019	Mar., 2019	Apr., 2018	Mar., 2019	Apr., 2018
0197004. TOBACCO HUKKA TWISTED	40 KG.	LAH	8750.00	8750.00	7900.00	0.00	10.76
		RAW	3250.00	3250.00	3250.00	0.00	0.00
		MUL	4400.00	4400.00	4400.00	0.00	0.00
		KSR	8000.00	8000.00	7700.00	0.00	3.90
		HYD	5300.00	5300.00	4500.00	0.00	17.78
		SKR	9600.00	9600.00	9500.00	0.00	1.05
		QTA	3200.00	3200.00	3200.00	0.00	0.00
0197005. TOBACCO HUKKA PREPARED	40 KG.	LAH	6700.00	6700.00	6050.00	0.00	10.74
		RAW	2050.00	2050.00	2050.00	0.00	0.00
		MUL	1500.00	1500.00	1500.00	0.00	0.00
		KSR	6100.00	6100.00	5650.00	0.00	7.96
		LRK	2500.00	2500.00	2500.00	0.00	0.00
		QTA	1800.00	1800.00	1800.00	0.00	0.00
017. Poultry							
0215101. CHICKEN FARM(LIVE)	1 KG.	LAH	166.00	144.00	153.00	15.28	8.50
		FAS	186.00	155.00	140.00	20.00	32.86
		RAW	161.50	138.75	162.50	16.40	-0.62
		MUL	189.50	172.50	161.50	9.86	17.34
		GUJ	174.00	136.00	168.00	27.94	3.57
		SKT	165.00	140.00	160.00	17.86	3.13
		BPR	170.00	160.00	160.00	6.25	6.25
		KAR	210.00	180.00	195.00	16.67	7.69
		HYD	210.00	185.00	197.50	13.51	6.33
		SKR	180.00	165.00	180.00	9.09	0.00
		MPK	184.00	176.00	194.00	4.55	-5.15
		PSH	177.00	150.00	169.00	18.00	4.73
		MNG	180.00	180.00	180.00	0.00	0.00
		QTA	200.00	200.00	170.00	0.00	17.65
018. Raw Milk from Bovine Animals							
0221101. FRESH MILK	40 LTR.	LAH	2650.00	2650.00	2627.50	0.00	0.86
		FAS	3200.00	3200.00	2800.00	0.00	14.29
		RAW	3425.00	3425.00	3387.50	0.00	1.11
		MUL	2650.00	2650.00	2650.00	0.00	0.00
		SAH	2400.00	2400.00	2400.00	0.00	0.00
		SKT	3000.00	3000.00	3000.00	0.00	0.00
		KSR	2300.00	2300.00	2225.00	0.00	3.37
		KAR	3480.00	3480.00	3560.00	0.00	-2.25
		HYD	3360.00	3360.00	3360.00	0.00	0.00
		SKR	3000.00	3000.00	3000.00	0.00	0.00
		MPK	2800.00	2800.00	2600.00	0.00	7.69
		PSH	2600.00	2600.00	2600.00	0.00	0.00
		BNU	3000.00	3000.00	2800.00	0.00	7.14
		QTA	4200.00	3800.00	3600.00	10.53	16.67
019. Eggs							
0231001. EGGS FARM CRATE OF 30 DOZ.	EACH	LAH	2100.00	2760.00	2490.00	-23.91	-15.66
		FAS	2160.00	2760.00	2160.00	-21.74	0.00
		RAW	2855.00	2740.00	2465.00	4.20	15.82
		MUL	2450.00	2950.00	2650.00	-16.95	-7.55
		GUJ	2200.00	2600.00	2400.00	-15.38	-8.33
		SKT	1950.00	2700.00	2400.00	-27.78	-18.75
		BPR	1800.00	2760.00	2400.00	-34.78	-25.00
		KAR	2220.00	3255.00	2595.00	-31.80	-14.45
		HYD	1900.00	2700.00	2450.00	-29.63	-22.45
		SKR	2000.00	2700.00	2550.00	-25.93	-21.57
		MPK	1740.00	2760.00	2340.00	-36.96	-25.64
		PSH	2250.00	2900.00	2580.00	-22.41	-12.79
		MNG	2100.00	2900.00	2500.00	-27.59	-16.00
		QTA	3000.00	3900.00	3400.00	-23.08	-11.76

Contd.

## 7.10 Intercity Wholesale Prices of Selected Commodities

Group/Commodity/Item Specification	Unit	City	Prices (Rs.)			% Change in April, 2019 Over		
			Apr., 2019	Mar., 2019	Apr., 2018	Mar., 2019	Apr., 2018	
<b>020. Raw Animal Materials / Wool</b>								
0294201. WOOL PAK. SUPERIOR WHITE	40 KG.	LAH	1575.00	1575.00	1575.00	0.00	0.00	
		MUL	2225.00	2225.00	1650.00	0.00	34.85	
		KAR	7200.00	7200.00	7200.00	0.00	0.00	
0294202. WOOL PAK. SUPERIOR YELLOW	40 KG.	BNU	2500.00	2500.00	2500.00	0.00	0.00	
		LAH	1375.00	1375.00	1375.00	0.00	0.00	
		MUL	775.00	775.00	550.00	0.00	40.91	
0294203. WOOL PAK MEDIUM WHITE	40 KG.	KAR	6900.00	6900.00	4300.00	0.00	60.47	
		BNU	2250.00	2250.00	2250.00	0.00	0.00	
		LAH	1300.00	1300.00	1300.00	0.00	0.00	
0294204. WOOL PAK.MEDIUM YELLOW	40 KG.	MUL	1900.00	1900.00	1350.00	0.00	40.74	
		KAR	3600.00	3600.00	3600.00	0.00	0.00	
		BNU	2100.00	2100.00	2100.00	0.00	0.00	
0294205. WOOL COLOURED LIGHT	40 KG.	LAH	1175.00	1175.00	1175.00	0.00	0.00	
		MUL	625.00	690.00	450.00	-9.42	38.89	
		KAR	3275.00	3275.00	3275.00	0.00	0.00	
0294206. WOOL COLOURED DARK	40 KG.	BNU	1900.00	1900.00	1900.00	0.00	0.00	
		LAH	925.00	925.00	925.00	0.00	0.00	
		MUL	735.00	735.00	650.00	0.00	13.08	
0294206. WOOL COLOURED DARK	40 KG.	KAR	2700.00	2700.00	2700.00	0.00	0.00	
		BNU	1600.00	1600.00	1600.00	0.00	0.00	
		LAH	825.00	825.00	825.00	0.00	0.00	
0294206. WOOL COLOURED DARK	40 KG.	MUL	235.00	275.00	175.00	-14.55	34.29	
		KAR	2500.00	2500.00	2500.00	0.00	0.00	
		BNU	1500.00	1500.00	1500.00	0.00	0.00	
<b>021. Hides &amp; Fur Skins, Raw</b>								
0295101. HIDES WET SALTED COW MEDIUM	EACH	LAH	1325.00	1325.00	1275.00	0.00	3.92	
		RAW	1425.00	1425.00	1525.00	0.00	-6.56	
		MUL	1740.00	1700.00	1650.00	2.35	5.45	
		SKT	800.00	800.00	1750.00	0.00	-54.29	
		KSR	1325.00	1325.00	1200.00	0.00	10.42	
		KAR	1750.00	1750.00	1650.00	0.00	6.06	
		HYD	2000.00	2000.00	3200.00	0.00	-37.50	
		BNU	1000.00	1000.00	1000.00	0.00	0.00	
		QTA	2500.00	2500.00	2500.00	0.00	0.00	
		0295102. HIDES WET SALTED BUFFALO MEDIUM	EACH	LAH	1025.00	1025.00	975.00	0.00
RAW	1475.00			1475.00	1525.00	0.00	-3.28	
MUL	1275.00			1275.00	1350.00	0.00	-5.56	
SKT	1000.00			1000.00	2000.00	0.00	-50.00	
KSR	1000.00			1000.00	900.00	0.00	11.11	
KAR	450.00			500.00	600.00	-10.00	-25.00	
HYD	1000.00			1000.00	2000.00	0.00	-50.00	
0295103. HIDES WET SALTED CALF MEDIUM	EACH	BNU	1200.00	1200.00	1200.00	0.00	0.00	
		QTA	2400.00	2400.00	2400.00	0.00	0.00	
		LAH	400.00	400.00	525.00	0.00	-23.81	
		RAW	1150.00	1150.00	1250.00	0.00	-8.00	
		MUL	850.00	850.00	950.00	0.00	-10.53	
		SKT	500.00	500.00	500.00	0.00	0.00	
		KSR	425.00	425.00	380.00	0.00	11.84	
0295301. SHEEP SKIN MEDIUM	100	KAR	3000.00	3000.00	3000.00	0.00	0.00	
		HYD	3000.00	3000.00	3000.00	0.00	0.00	
		BNU	500.00	500.00	500.00	0.00	0.00	
		QTA	1800.00	1800.00	1800.00	0.00	0.00	
		RAW	20250.00	20250.00	22500.00	0.00	-10.00	
		MUL	7500.00	7500.00	7500.00	0.00	0.00	
0295301. SHEEP SKIN MEDIUM	100	KSR	9750.00	9750.00	9750.00	0.00	0.00	
		KAR	11000.00	10500.00	6250.00	4.76	76.00	
		HYD	15000.00	15000.00	26000.00	0.00	-42.31	

Contd.

## 7.10 Intercity Wholesale Prices of Selected Commodities

Group/Commodity/Item Specification	Unit	City	Prices (Rs.)			% Change in April, 2019 Over	
			Apr., 2019	Mar., 2019	Apr., 2018	Mar., 2019	Apr., 2018
0295302. SHEEP SKIN LARGE	100	PSH	5000.00	5000.00	7000.00	0.00	-28.57
		QTA	30000.00	30000.00	30000.00	0.00	0.00
		LAH	16000.00	16000.00	16000.00	0.00	0.00
		RAW	24250.00	24250.00	25500.00	0.00	-4.90
		MUL	14000.00	14000.00	11500.00	0.00	21.74
		KSR	15000.00	15000.00	13250.00	0.00	13.21
		KAR	14500.00	11750.00	9000.00	23.40	61.11
0295401. GOAT SKIN LARGE	100	HYD	25000.00	25000.00	20000.00	0.00	25.00
		PSH	7000.00	7000.00	10000.00	0.00	-30.00
		QTA	35000.00	35000.00	35000.00	0.00	0.00
		LAH	20500.00	20500.00	18000.00	0.00	13.89
		RAW	23500.00	23500.00	24500.00	0.00	-4.08
		KSR	19000.00	19000.00	14500.00	0.00	31.03
		KAR	23000.00	25000.00	22500.00	-8.00	2.22
0295402. GOAT SKIN EXTRA LARGE	100	HYD	20000.00	20000.00	25000.00	0.00	-20.00
		PSH	12000.00	12000.00	14000.00	0.00	-14.29
		QTA	40000.00	40000.00	40000.00	0.00	0.00
		LAH	23500.00	23500.00	20500.00	0.00	14.63
		RAW	24250.00	24250.00	26500.00	0.00	-8.49
		MUL	32500.00	31500.00	31500.00	3.17	3.17
		KSR	20000.00	20000.00	16000.00	0.00	25.00
0295403. GOAT SKIN MEDIUM	100	KAR	28500.00	30500.00	25250.00	-6.56	12.87
		HYD	30000.00	30000.00	30000.00	0.00	0.00
		PSH	12000.00	12000.00	20000.00	0.00	-40.00
		QTA	45000.00	45000.00	45000.00	0.00	0.00
		LAH	15500.00	15500.00	13500.00	0.00	14.81
		RAW	22500.00	22500.00	23500.00	0.00	-4.26
		MUL	16500.00	16500.00	19000.00	0.00	-13.16
0295404. GOAT SKIN SMALL	100	SKT	15000.00	15000.00	19000.00	0.00	-21.05
		KSR	15500.00	15500.00	11600.00	0.00	33.62
		KAR	15250.00	16250.00	11500.00	-6.15	32.61
		PSH	6000.00	6000.00	10000.00	0.00	-40.00
		QTA	25000.00	25000.00	25000.00	0.00	0.00
		LAH	7500.00	7500.00	9500.00	0.00	-21.05
		RAW	20500.00	20500.00	22500.00	0.00	-8.89
022. Fuel Wood in Logs 0313001. FIRE WOOD MIXED DRY	40 KG.	SKT	12500.00	12500.00	15000.00	0.00	-16.67
		KSR	11250.00	11250.00	8250.00	0.00	36.36
		KAR	9750.00	10000.00	7500.00	-2.50	30.00
		PSH	4000.00	4000.00	8000.00	0.00	-50.00
		QTA	15000.00	15000.00	15000.00	0.00	0.00
		LAH	705.00	705.00	655.00	0.00	7.63
		FAS	380.00	380.00	380.00	0.00	0.00
023. Fish Live Fresh or Chilled 0411901. FISH RAHU RIVER	40 KG.	RAW	690.00	690.00	650.00	0.00	6.15
		MUL	650.00	630.00	530.00	3.17	22.64
		GJT	550.00	550.00	550.00	0.00	0.00
		KAR	625.00	675.00	600.00	-7.41	4.17
		HYD	550.00	550.00	550.00	0.00	0.00
		SKR	375.00	375.00	375.00	0.00	0.00
		LRK	450.00	450.00	450.00	0.00	0.00
		PSH	675.00	675.00	675.00	0.00	0.00
		MNG	560.00	560.00	560.00	0.00	0.00
		QTA	515.00	515.00	515.00	0.00	0.00
		LAH	9650.00	9650.00	9250.00	0.00	4.32
RAW	6100.00	6100.00	5950.00	0.00	2.52		
MUL	9500.00	9300.00	8900.00	2.15	6.74		
HYD	10000.00	10000.00	8800.00	0.00	13.64		

Contd.

## 7.10 Intercity Wholesale Prices of Selected Commodities

Group/Commodity/Item Specification	Unit	City	Prices (Rs.)			% Change in April, 2019 Over	
			Apr., 2019	Mar., 2019	Apr., 2018	Mar., 2019	Apr., 2018
		SKR	10800.00	9600.00	10000.00	12.50	8.00
		PSH	8800.00	8600.00	8100.00	2.33	8.64
0411902. FISH RAHU SEA	40 KG.	KAR	9700.00	9700.00	9700.00	0.00	0.00
0411903. FISH SURMAI ( SEA )	40 KG.	KAR	13900.00	13900.00	14800.00	0.00	-6.08
<u>2. Ores/Minerals, Elec., Gas &amp; Water</u>							
024. Coal not Agglomerated							
1101001. COAL	MT.	LAH	9900.00	9900.00	9900.00	0.00	0.00
025. Natural Gas Liquified							
1202001. SUI GAS GENERAL INDUSRIAL USE	MMBTU	KAR	912.60	912.60	600.00	0.00	52.10
1202002. LPG	KG.	LAH	102.00	106.00	95.00	-3.77	7.37
		RAW	123.50	113.50	108.50	8.81	13.82
		KAR	110.00	120.00	100.00	-8.33	10.00
		PSH	110.00	130.00	110.00	-15.38	0.00
		QTA	125.00	130.00	115.00	-3.85	8.70
1202003. CNG	KG.	KAR	104.00	104.00	74.99	0.00	38.69
026. Salt & Pure Sodium Chloride							
1620001. SALT CRUSHED LAHORI	40 KG.	LAH	400.00	400.00	400.00	0.00	0.00
		RAW	395.00	395.00	395.00	0.00	0.00
		MUL	330.00	330.00	330.00	0.00	0.00
		GJT	240.00	240.00	240.00	0.00	0.00
		KAR	440.00	360.00	360.00	22.22	22.22
		SKR	275.00	275.00	275.00	0.00	0.00
		PSH	250.00	250.00	150.00	0.00	66.67
1620002. SEA SALT	40 KG.	LAH	380.00	380.00	380.00	0.00	0.00
		FAS	190.00	190.00	170.00	0.00	11.76
		KAR	220.00	122.50	122.50	79.59	79.59
		HYD	150.00	150.00	150.00	0.00	0.00
		NWB	322.50	322.50	322.50	0.00	0.00
027. Electrical Energy							
1710011. ELECTRICITY TARRIF B1	KWH.	KAR	15.80	15.80	15.34	0.00	3.00
1710012. ELECTRICITY TARRIF B2	KWH.	KAR	15.54	15.54	15.15	0.00	2.57
1710013. ELECTRICITY TARRIF B3	KWH.	KAR	15.88	15.88	15.52	0.00	2.32
1710014. ELECTRICITY TARRIF B4	KWH.	KAR	15.83	15.83	15.46	0.00	2.39
1710021. ELECTRICITY TARIFF-D1	KWH.	KAR	15.21	15.21	10.09	0.00	50.74
1710022. ELECTRICITY TARIFF-D2	KWH.	KAR	5.35	5.35	11.70	0.00	-54.27
<u>3. Food, Beverages, Tobacco, Textiles, Leather</u>							
3a) Food Products, Beverages & Tobacco							
028. Meat of Animals							
2111101. BEEF	40 KG.	LAH	12200.00	12200.00	12200.00	0.00	0.00
		FAS	13000.00	13000.00	10200.00	0.00	27.45
		RAW	15250.00	15250.00	13350.00	0.00	14.23
		MUL	14100.00	13900.00	12100.00	1.44	16.53
		SAR	15200.00	15350.00	13400.00	-0.98	13.43
		GJT	14000.00	14000.00	13200.00	0.00	6.06
		KAR	15200.00	15000.00	11400.00	1.33	33.33
		HYD	12900.00	12900.00	12400.00	0.00	4.03
		PSH	12800.00	13000.00	11200.00	-1.54	14.29
		MNG	13600.00	13200.00	12500.00	3.03	8.80
		QTA	15600.00	15600.00	15600.00	0.00	0.00
2111601. MUTTON	40 KG.	LAH	29600.00	29600.00	29000.00	0.00	2.07
		FAS	30000.00	30000.00	26000.00	0.00	15.38
		RAW	36250.00	36000.00	34250.00	0.69	5.84
		MUL	27000.00	27000.00	25600.00	0.00	5.47
		KAR	30000.00	30000.00	24400.00	0.00	22.95
		HYD	27000.00	27000.00	26250.00	0.00	2.86
		PSH	31500.00	31500.00	27200.00	0.00	15.81
		MNG	30000.00	30000.00	24000.00	0.00	25.00
		QTA	29500.00	29500.00	27600.00	0.00	6.88

Contd.



## 7.10 Intercity Wholesale Prices of Selected Commodities

Group/Commodity/Item Specification	Unit	City	Prices (Rs.)			% Change in April, 2019 Over	
			Apr., 2019	Mar., 2019	Apr., 2018	Mar., 2019	Apr., 2018
<b>029. Vegetables &amp; Fruit Juice</b>							
2133101. TOMATO KETCHUP 300 GM.	DOZ.	LAH	900.00	900.00	900.00	0.00	0.00
		FAS	892.20	892.20	892.20	0.00	0.00
		RAW	1210.00	1210.00	1175.00	0.00	2.98
		MUL	1071.48	1037.40	1037.40	3.29	3.29
		GJT	920.00	920.00	920.00	0.00	0.00
		KAR	1080.00	1080.00	1080.00	0.00	0.00
		HYD	1080.00	1080.00	1080.00	0.00	0.00
		SKR	1013.04	1013.04	1013.04	0.00	0.00
		MPK	1014.00	1014.00	1014.00	0.00	0.00
		PSH	1320.00	1200.00	1200.00	10.00	10.00
		MNG	970.00	900.00	900.00	7.78	7.78
		QTA	1140.00	1140.00	1140.00	0.00	0.00
2133901. CHILLES & LIME PKL.IN OIL 340 G.	DOZ.	LAH	1250.00	1250.00	1250.00	0.00	0.00
		RAW	1310.00	1255.00	1152.50	4.38	13.67
		KAR	1380.00	1380.00	1380.00	0.00	0.00
		MPK	992.76	992.76	992.76	0.00	0.00
		PSH	1250.00	1250.00	1250.00	0.00	0.00
		QTA	938.00	938.00	938.00	0.00	0.00
<b>030. Dried Fruits &amp; Nuts</b>							
2141101. KISHMISH(RAISIN) AVG. QLTY.	40 KG.	LAH	14000.00	14000.00	13000.00	0.00	7.69
		RAW	8900.00	8900.00	8450.00	0.00	5.33
		MUL	13200.00	13200.00	11800.00	0.00	11.86
		KAR	12000.00	12000.00	10500.00	0.00	14.29
		HYD	10750.00	10750.00	10200.00	0.00	5.39
		MPK	11000.00	11000.00	9500.00	0.00	15.79
		PSH	12000.00	10600.00	6200.00	13.21	93.55
		BNU	12000.00	12000.00	9750.00	0.00	23.08
		QTA	17600.00	17600.00	8000.00	0.00	120.00
2141301. GROUND NUT WITH SHELL AVG. QLTY.	40 KG.	LAH	8450.00	8450.00	8450.00	0.00	0.00
		RAW	7450.00	7450.00	6150.00	0.00	21.14
		MUL	5250.00	5250.00	5700.00	0.00	-7.89
		KAR	10300.00	10300.00	10200.00	0.00	0.98
		HYD	6500.00	6500.00	5800.00	0.00	12.07
		MPK	5200.00	5200.00	4600.00	0.00	13.04
		PSH	6400.00	6400.00	6100.00	0.00	4.92
		QTA	8000.00	8000.00	8000.00	0.00	0.00
<b>031. Fruit Juices</b>							
2142901. ROOHAFZA(SHARBAT)	DOZ.	LAH	2100.00	2100.00	2100.00	0.00	0.00
		FAS	2196.00	2050.00	2040.00	7.12	7.65
		RAW	2110.00	2010.00	2010.00	4.98	4.98
		MUL	2220.00	2030.00	1840.00	9.36	20.65
		GUJ	2200.00	2100.00	2050.00	4.76	7.32
		BPR	2200.00	2155.00	2155.00	2.09	2.09
		GJT	2150.00	2050.00	2050.00	4.88	4.88
		KAR	2100.00	2100.00	1850.00	0.00	13.51
		HYD	2180.00	2100.00	2100.00	3.81	3.81
		SKR	2150.00	2150.00	2050.00	0.00	4.88
		LRK	2120.00	2100.00	2060.00	0.95	2.91
		PSH	2170.00	2150.00	1860.00	0.93	16.67
		BNU	2180.00	2100.00	2160.00	3.81	0.93
		MNG	2220.00	2220.00	2060.00	0.00	7.77
		QTA	2340.00	2340.00	2220.00	0.00	5.41
2142902. JAM-E-SHREEN	DOZ.	LAH	2200.00	2100.00	2100.00	4.76	4.76
		FAS	2136.00	2000.00	2040.00	6.80	4.71
		RAW	2210.00	2125.00	2125.00	4.00	4.00
		MUL	2184.00	2015.00	1820.00	8.39	20.00
		GUJ	2100.00	2050.00	1960.00	2.44	7.14

Contd.

## 7.10 Intercity Wholesale Prices of Selected Commodities

Group/Commodity/Item Specification	Unit	City	Prices (Rs.)			% Change in April, 2019 Over	
			Apr., 2019	Mar., 2019	Apr., 2018	Mar., 2019	Apr., 2018
		BPR	2200.00	2148.00	2148.00	2.42	2.42
		KAR	2100.00	2100.00	2280.00	0.00	-7.89
		HYD	2220.00	2220.00	2220.00	0.00	0.00
		SKR	2210.00	2210.00	1930.00	0.00	14.51
		PSH	2170.00	2150.00	1860.00	0.93	16.67
		BNU	2150.00	2035.00	2100.00	5.65	2.38
		MNG	2160.00	2160.00	2080.00	0.00	3.85
2142903. FRUIT JUICE TETRA PACK	DOZ.	LAH	190.00	190.00	190.00	0.00	0.00
		FAS	162.50	162.50	162.50	0.00	0.00
		RAW	157.50	157.50	157.50	0.00	0.00
		MUL	156.00	156.00	135.00	0.00	15.56
		KAR	180.00	168.00	168.00	7.14	7.14
		HYD	170.00	170.00	170.00	0.00	0.00
		SKR	180.00	180.00	180.00	0.00	0.00
		PSH	133.00	133.00	133.00	0.00	0.00
		QTA	110.00	110.00	110.00	0.00	0.00
2142904. LEMON/ORANGE SQUASH MITCHELS(730ML)	DOZ.	LAH	1620.00	1620.00	1620.00	0.00	0.00
		FAS	1740.00	1740.00	1630.00	0.00	6.75
		RAW	1910.00	1910.00	1825.00	0.00	4.66
		MUL	2004.00	1788.00	1788.00	12.08	12.08
		KAR	1788.00	1788.00	1788.00	0.00	0.00
		HYD	2040.00	2040.00	1775.00	0.00	14.93
		PSH	2100.00	2100.00	1830.00	0.00	14.75
2142905. MUREEY BREWERY (TOPS)	DOZ.	LAH	495.00	495.00	495.00	0.00	0.00
		RAW	710.00	710.00	625.00	0.00	13.60
		KSR	435.00	435.00	435.00	0.00	0.00
2149201. APL/MNG/ORG/MIX. FRUIT JAM 450 G.	DOZ.	LAH	1515.00	1515.00	1515.00	0.00	0.00
		RAW	1565.00	1565.00	1390.00	0.00	12.59
		KAR	1305.00	1305.00	1305.00	0.00	0.00
		MPK	1183.00	1183.00	1183.00	0.00	0.00
		PSH	1740.00	1440.00	1410.00	20.83	23.40
		QTA	1320.00	1320.00	1320.00	0.00	0.00
2149202. MANGO/MIXED PICKLE IN OIL 340 G.	DOZ.	LAH	1120.00	1120.00	1120.00	0.00	0.00
		RAW	1435.00	1355.00	1270.00	5.90	12.99
		KAR	1380.00	1380.00	1380.00	0.00	0.00
		MPK	992.76	992.76	992.76	0.00	0.00
		PSH	1320.00	1320.00	1320.00	0.00	0.00
		QTA	1200.00	1200.00	1200.00	0.00	0.00
032. Vegetable Oils Refined							
2154101. SOYABEAN COOKING OIL TIN	5 LTR.	LAH	960.00	930.00	870.00	3.23	10.34
		FAS	980.00	980.00	900.00	0.00	8.89
		RAW	996.00	996.00	865.00	0.00	15.14
		MUL	1024.00	997.00	903.85	2.71	13.29
		KAR	950.00	742.50	742.50	27.95	27.95
		HYD	1050.00	1020.00	977.77	2.94	7.39
		SKR	840.00	840.00	840.00	0.00	0.00
		MPK	980.00	980.00	940.00	0.00	4.26
		PSH	1000.00	990.00	860.00	1.01	16.28
		BNU	930.00	930.00	970.00	0.00	-4.12
		QTA	840.00	840.00	840.00	0.00	0.00
2154301. SUN FLOWER COOKING OIL	5 LTR.	LAH	970.00	940.00	880.00	3.19	10.23
		FAS	980.00	925.00	865.00	5.95	13.29
		RAW	996.00	996.00	865.00	0.00	15.14
		MUL	1072.00	976.00	879.81	9.84	21.84
		GJT	925.00	855.00	855.00	8.19	8.19
		KAR	960.00	742.50	742.50	29.29	29.29
		HYD	1020.00	980.00	911.11	4.08	11.95
		SKR	950.00	950.00	840.00	0.00	13.10

Contd.

## 7.10 Intercity Wholesale Prices of Selected Commodities

Group/Commodity/Item Specification	Unit	City	Prices (Rs.)			% Change in April, 2019 Over		
			Apr., 2019	Mar., 2019	Apr., 2018	Mar., 2019	Apr., 2018	
2154401. MUSTARD & RAPE SEED OIL.	40 KG.	PSH	1000.00	900.00	860.00	11.11	16.28	
		MNG	930.00	930.00	930.00	0.00	0.00	
		QTA	900.00	900.00	900.00	0.00	0.00	
		LAH	6150.00	6150.00	6000.00	0.00	2.50	
		RAW	7100.00	7100.00	6900.00	0.00	2.90	
		MUL	5500.00	5500.00	5300.00	0.00	3.77	
		KSR	6050.00	6050.00	6040.00	0.00	0.17	
		KAR	6700.00	6700.00	6850.00	0.00	-2.19	
		HYD	5600.00	5450.00	5000.00	2.75	12.00	
		MPK	5700.00	5400.00	5000.00	5.56	14.00	
2154801. COTTON SEED OIL	40 KG.	PSH	8000.00	7800.00	6750.00	2.56	18.52	
		BNU	6800.00	6800.00	6000.00	0.00	13.33	
		QTA	6800.00	6800.00	6000.00	0.00	13.33	
		LAH	5800.00	5800.00	5800.00	0.00	0.00	
		MUL	4250.00	4250.00	4150.00	0.00	2.41	
		GUJ	5000.00	5000.00	5000.00	0.00	0.00	
		SAR	4700.00	4600.00	4540.00	2.17	3.52	
		KAR	5700.00	5700.00	5725.00	0.00	-0.44	
		HYD	5000.00	4900.00	4750.00	2.04	5.26	
		SKR	4480.00	4480.00	4800.00	0.00	-6.67	
2154901. RAFHAN CORN OIL	2.00 LT	NWB	6000.00	6000.00	6000.00	0.00	0.00	
		PSH	5100.00	5100.00	5100.00	0.00	0.00	
		LAH	750.00	750.00	690.00	0.00	8.70	
		FAS	750.00	750.00	700.00	0.00	7.14	
		RAW	955.00	933.50	745.00	2.30	28.19	
		MUL	755.00	755.00	703.00	0.00	7.40	
		KAR	833.00	695.00	695.00	19.86	19.86	
		HYD	833.33	800.00	720.00	4.17	15.74	
		MPK	705.00	705.00	705.00	0.00	0.00	
		PSH	760.00	790.00	720.00	-3.80	5.56	
033. Vegetable Ghee	EACH	MNG	735.00	735.00	735.00	0.00	0.00	
		QTA	730.00	730.00	730.00	0.00	0.00	
		2159001. VEGETABLE GHEE(16 KG TIN)	LAH	2450.00	2420.00	2270.00	1.24	7.93
		RAW	2555.00	2532.50	2365.00	0.89	8.03	
		MUL	2565.00	2565.00	2600.00	0.00	-1.35	
		SKT	2070.00	2070.00	2070.00	0.00	0.00	
		KAR	2550.00	2450.00	2280.00	4.08	11.84	
		SKR	1920.00	1920.00	1850.00	0.00	3.78	
		MPK	2250.00	2150.00	2020.00	4.65	11.39	
		PSH	2660.00	2640.00	2450.00	0.76	8.57	
2159002. VEGETABLE GHEE(DALDA/TULO/HABIB/SHA	05 KG.	MNG	2550.00	2550.00	2550.00	0.00	0.00	
		QTA	3264.00	3100.00	2450.00	5.29	33.22	
		LAH	970.00	970.00	895.00	0.00	8.38	
		FAS	965.00	940.00	900.00	2.66	7.22	
		RAW	975.00	966.75	865.00	0.85	12.72	
		MUL	966.00	927.00	840.00	4.21	15.00	
		SAR	965.00	965.00	900.00	0.00	7.22	
		GJT	940.00	920.00	920.00	2.17	2.17	
		KAR	1020.00	940.00	940.00	8.51	8.51	
		HYD	970.00	970.00	950.00	0.00	2.11	
034. Oil Cakes	40 KG.	SKR	780.00	780.00	780.00	0.00	0.00	
		PSH	1020.00	980.00	900.00	4.08	13.33	
		QTA	1020.00	980.00	850.00	4.08	20.00	
		2171001. COTTON SEED OIL CAKES	LAH	2000.00	2000.00	1700.00	0.00	17.65
FAS	1900.00	1850.00	1675.00	2.70	13.43			
MUL	1525.00	1475.00	1450.00	3.39	5.17			

Contd.

## 7.10 Intercity Wholesale Prices of Selected Commodities

Group/Commodity/Item Specification	Unit	City	Prices (Rs.)			% Change in April, 2019 Over	
			Apr., 2019	Mar., 2019	Apr., 2018	Mar., 2019	Apr., 2018
		SAR	2300.00	2450.00	2000.00	-6.12	15.00
		BPR	1750.00	1650.00	1575.00	6.06	11.11
		HYD	1800.00	1600.00	1600.00	12.50	12.50
		SKR	1795.00	1795.00	1720.00	0.00	4.36
		MPK	1700.00	1575.00	1310.00	7.94	29.77
		PSH	1760.00	1750.00	1600.00	0.57	10.00
		QTA	1250.00	1250.00	1250.00	0.00	0.00
2171002. MUSTARD & RAPSEED OIL CAKES	40 KG.	LAH	1600.00	1600.00	1300.00	0.00	23.08
		FAS	1400.00	1350.00	1290.00	3.70	8.53
		MUL	1375.00	1310.00	1275.00	4.96	7.84
		SAR	1450.00	1450.00	1350.00	0.00	7.41
		BPR	1425.00	1475.00	1325.00	-3.39	7.55
		HYD	1300.00	1400.00	1200.00	-7.14	8.33
		SKR	1385.00	1490.00	1450.00	-7.05	-4.48
		MPK	1251.00	1200.00	1150.00	4.25	8.78
		PSH	1760.00	1750.00	1700.00	0.57	3.53
		QTA	1000.00	1000.00	950.00	0.00	5.26
035. Processed Liquid Milk							
2211002. MILK PAK/HALEEB/NESTLE (LITRE)	DOZ.	LAH	1550.00	1500.00	1470.00	3.33	5.44
		FAS	1540.00	1540.00	1450.00	0.00	6.21
		RAW	1455.00	1455.00	1410.00	0.00	3.19
		KAR	1620.00	1250.00	1250.00	29.60	29.60
		HYD	1620.00	1620.00	1472.00	0.00	10.05
		SKR	1440.00	1440.00	1320.00	0.00	9.09
		PSH	1470.00	1470.00	1470.00	0.00	0.00
		MNG	1500.00	1480.00	1460.00	1.35	2.74
036. Milk & Cream in Solid Form							
2221101. POWD.MILK EVERYDAY(NESTLE)1KG.	EACH	LAH	750.00	750.00	700.00	0.00	7.14
		RAW	782.50	782.50	685.00	0.00	14.23
		MUL	801.00	801.00	703.66	0.00	13.83
		KAR	742.00	725.00	662.50	2.34	12.00
		HYD	842.10	821.00	710.00	2.57	18.61
		SKR	808.00	808.00	665.00	0.00	21.50
		PSH	760.00	750.00	680.00	1.33	11.76
		BNU	800.00	800.00	680.00	0.00	17.65
		QTA	680.00	680.00	680.00	0.00	0.00
2221201. POWDERED MILK(SKIMMED)/BAG 25 KG.	EACH	LAH	12000.00	12000.00	11750.00	0.00	2.13
		RAW	12900.00	12900.00	12350.00	0.00	4.45
		MUL	9300.00	9300.00	9100.00	0.00	2.20
		KAR	13000.00	12750.00	10250.00	1.96	26.83
		PSH	11000.00	11000.00	8400.00	0.00	30.95
		QTA	12500.00	12500.00	12500.00	0.00	0.00
2221202. POWDERED MILK NIDO ( 1 KG. POLY BA	EACH	LAH	750.00	750.00	725.00	0.00	3.45
		RAW	852.50	852.50	805.00	0.00	5.90
		GUJ	730.00	730.00	730.00	0.00	0.00
		KAR	800.00	710.00	758.00	12.68	5.54
		HYD	857.00	857.00	813.00	0.00	5.41
		PSH	770.00	760.00	730.00	1.32	5.48
037. Ice Cream							
2227001. ICE CREAM POLKA/WALLS	DOZ.	LAH	400.00	400.00	400.00	0.00	0.00
		RAW	510.00	510.00	495.00	0.00	3.03
		KAR	480.00	480.00	288.00	0.00	66.67
		HYD	432.00	432.00	432.00	0.00	0.00
		SKR	453.00	453.00	453.00	0.00	0.00
		QTA	456.00	456.00	456.00	0.00	0.00
038. Dairy Products N.E.C							
2229001. MILO(200 GM. PACK) NESTLE	EACH	LAH	250.00	235.00	198.00	6.38	26.26
		FAS	233.33	233.33	183.33	0.00	27.27

Contd.

## 7.10 Intercity Wholesale Prices of Selected Commodities

Group/Commodity/Item Specification	Unit	City	Prices (Rs.)			% Change in April, 2019 Over	
			Apr., 2019	Mar., 2019	Apr., 2018	Mar., 2019	Apr., 2018
		RAW	197.00	197.00	192.50	0.00	2.34
		MUL	32.61	32.61	140.00	0.00	-76.71
		KAR	270.00	234.00	200.00	15.38	35.00
		HYD	305.00	305.00	195.00	0.00	56.41
		MPK	230.00	230.00	230.00	0.00	0.00
		PSH	190.00	190.00	190.00	0.00	0.00
		MNG	300.00	300.00	300.00	0.00	0.00
		QTA	160.00	160.00	160.00	0.00	0.00
2229002. LACTOGEN(SOFT PACK 400 GM)	EACH	LAH	450.00	450.00	415.00	0.00	8.43
		FAS	475.00	456.25	422.91	4.11	12.32
		RAW	472.50	472.50	452.50	0.00	4.42
		MUL	462.95	462.95	426.00	0.00	8.67
		KAR	460.00	450.00	425.00	2.22	8.24
		HYD	480.00	470.00	450.00	2.13	6.67
		MPK	480.00	465.00	444.00	3.23	8.11
		PSH	460.00	460.00	420.00	0.00	9.52
		QTA	490.00	490.00	415.00	0.00	18.07
039. Wheat Flour							
2311001. WHEAT FLOUR SUP. QLTY.	80 KG.	LAH	3600.00	3600.00	3600.00	0.00	0.00
		FAS	3080.00	3080.00	2940.00	0.00	4.76
		RAW	3340.00	3340.00	3365.00	0.00	-0.74
		MUL	2910.00	2930.00	2890.00	-0.68	0.69
		GUJ	3000.00	3040.00	2840.00	-1.32	5.63
		SAR	3280.00	3280.00	2960.00	0.00	10.81
		SKT	3600.00	3600.00	3400.00	0.00	5.88
		GJT	2860.00	2860.00	2860.00	0.00	0.00
		KAR	3280.00	3520.00	3400.00	-6.82	-3.53
		HYD	3200.00	3440.00	2260.00	-6.98	41.59
		SKR	2720.00	2720.00	2960.00	0.00	-8.11
		LRK	3100.00	3100.00	3095.00	0.00	0.16
		PSH	3500.00	3500.00	3300.00	0.00	6.06
		QTA	4160.00	4160.00	3920.00	0.00	6.12
2311002. WHEAT FLOUR AVG. QLTY	80 KG.	LAH	3040.00	3040.00	3040.00	0.00	0.00
		FAS	2880.00	2880.00	2780.00	0.00	3.60
		RAW	2715.00	2715.00	2710.00	0.00	0.18
		MUL	2840.00	2890.00	2780.00	-1.73	2.16
		SAH	2880.00	2880.00	2760.00	0.00	4.35
		SAR	2700.00	2700.00	2560.00	0.00	5.47
		BPR	2920.00	2920.00	2720.00	0.00	7.35
		GJT	2740.00	2740.00	2740.00	0.00	0.00
		KAR	3080.00	3160.00	2640.00	-2.53	16.67
		HYD	2850.00	3000.00	2860.00	-5.00	-0.35
		SKR	2640.00	2640.00	2880.00	0.00	-8.33
		LRK	3000.00	3000.00	2840.00	0.00	5.63
		MPK	2880.00	2880.00	2800.00	0.00	2.86
		PSH	3000.00	3000.00	2940.00	0.00	2.04
		MNG	2920.00	3000.00	2920.00	-2.67	0.00
		QTA	4000.00	4000.00	3880.00	0.00	3.09
2311003. WHEAT FLOUR/BAG OF 10 KG.	EACH	LAH	375.00	375.00	350.00	0.00	7.14
		FAS	390.00	390.00	362.50	0.00	7.59
		RAW	377.50	377.50	352.50	0.00	7.09
		MUL	352.50	362.50	360.00	-2.76	-2.08
		GUJ	365.00	370.00	360.00	-1.35	1.39
		SKT	380.00	380.00	360.00	0.00	5.56
		BPR	380.00	380.00	350.00	0.00	8.57
		GJT	340.00	340.00	340.00	0.00	0.00
		KAR	420.00	440.00	425.00	-4.55	-1.18
		HYD	390.00	400.00	395.00	-2.50	-1.27

Contd.

## 7.10 Intercity Wholesale Prices of Selected Commodities

Group/Commodity/Item Specification	Unit	City	Prices (Rs.)			% Change in April, 2019 Over	
			Apr., 2019	Mar., 2019	Apr., 2018	Mar., 2019	Apr., 2018
		SKR	350.00	350.00	350.00	0.00	0.00
		LRK	380.00	380.00	355.00	0.00	7.04
		MPK	380.00	380.00	370.00	0.00	2.70
		NWB	365.00	365.00	365.00	0.00	0.00
		PSH	365.00	365.00	365.00	0.00	0.00
		QTA	410.00	410.00	400.00	0.00	2.50
2311004. MAIDA AVG. QLTY.	80 KG.	LAH	3520.00	3520.00	3360.00	0.00	4.76
		FAS	3120.00	3120.00	3040.00	0.00	2.63
		RAW	3325.00	3325.00	3310.00	0.00	0.45
		MUL	3050.00	3150.00	3050.00	-3.17	0.00
		SAR	3200.00	3200.00	3280.00	0.00	-2.44
		BPR	3450.00	3450.00	3450.00	0.00	0.00
		GJT	3100.00	3100.00	3000.00	0.00	3.33
		KAR	3320.00	3320.00	3120.00	0.00	6.41
		HYD	3250.00	3250.00	3250.00	0.00	0.00
		SKR	3600.00	3600.00	3200.00	0.00	12.50
		MPK	3300.00	3200.00	3280.00	3.13	0.61
		PSH	3388.00	3388.00	3280.00	0.00	3.29
		MNG	3330.00	3330.00	3240.00	0.00	2.78
		QTA	4400.00	4400.00	4400.00	0.00	0.00
2311005. SUJI	85 KG.	LAH	4080.00	4080.00	4000.00	0.00	2.00
		FAS	3315.00	3315.00	3230.00	0.00	2.63
		RAW	3365.00	3365.00	3375.00	0.00	-0.30
		MUL	3175.00	3175.00	3250.00	0.00	-2.31
		SAH	3389.50	3389.50	3161.50	0.00	7.21
		BPR	3825.00	3825.00	3825.00	0.00	0.00
		GJT	3350.00	3350.00	3250.00	0.00	3.08
		KAR	3867.50	3867.50	3697.50	0.00	4.60
		HYD	3400.00	3400.00	3400.00	0.00	0.00
		SKR	3910.00	3910.00	3582.00	0.00	9.16
		MPK	3400.00	3400.00	3485.00	0.00	-2.44
		PSH	3469.00	3469.00	3470.00	0.00	-0.03
		QTA	4675.00	4675.00	4675.00	0.00	0.00
2311006. CERELAC WHEAT(400 GM.)	EACH	LAH	310.00	310.00	260.00	0.00	19.23
		FAS	302.08	302.08	268.75	0.00	12.40
		RAW	272.50	272.50	295.00	0.00	-7.63
		MUL	308.41	308.41	272.00	0.00	13.39
		KAR	257.00	257.00	257.00	0.00	0.00
		HYD	320.00	320.00	260.00	0.00	23.08
		MPK	255.00	255.00	255.00	0.00	0.00
		PSH	260.00	260.00	260.00	0.00	0.00
		MNG	332.00	332.00	332.00	0.00	0.00
		QTA	245.00	245.00	245.00	0.00	0.00
040. Other Cereal Flour							
2312001. BESAN	85 KG.	LAH	9350.00	9350.00	7900.00	0.00	18.35
		FAS	8288.00	8288.00	7012.50	0.00	18.19
		RAW	8575.00	8575.00	8650.00	0.00	-0.87
		MUL	8355.00	8460.00	8200.00	-1.24	1.89
		GUJ	8800.00	8800.00	8075.00	0.00	8.98
		SAR	8925.00	8750.00	7862.00	2.00	13.52
		SKT	8500.00	8500.00	7544.00	0.00	12.67
		GJT	8600.00	8600.00	7750.00	0.00	10.97
		KSR	8550.00	8550.00	7800.00	0.00	9.62
		KAR	9562.50	9647.50	8797.50	-0.88	8.70
		HYD	8400.00	8400.00	8610.00	0.00	-2.44
		SKR	8075.00	8075.00	9350.00	0.00	-13.64

Contd.

## 7.10 Intercity Wholesale Prices of Selected Commodities

Group/Commodity/Item Specification	Unit	City	Prices (Rs.)			% Change in April, 2019 Over	
			Apr., 2019	Mar., 2019	Apr., 2018	Mar., 2019	Apr., 2018
		MPK	10200.00	10200.00	8500.00	0.00	20.00
		PSH	10200.00	9500.00	8500.00	7.37	20.00
		QTA	11500.00	11500.00	11050.00	0.00	4.07
041. Sugar Refined							
2352001. SUGAR REFINED(BAG)	50 KG.	LAH	3150.00	2950.00	2500.00	6.78	26.00
		FAS	3100.00	2940.00	2400.00	5.44	29.17
		RAW	3025.00	2890.00	2512.50	4.67	20.40
		MUL	3087.50	2810.00	2445.00	9.88	26.28
		GUJ	3120.00	2950.00	2520.00	5.76	23.81
		SKT	3200.00	2980.00	2520.00	7.38	26.98
		GJT	3150.00	3000.00	2530.00	5.00	24.51
		KAR	3050.00	2800.00	2500.00	8.93	22.00
		HYD	3030.00	2880.00	2600.00	5.21	16.54
		MPK	3050.00	2880.00	2500.00	5.90	22.00
		PSH	3180.00	2900.00	2430.00	9.66	30.86
		MNG	3250.00	2980.00	2500.00	9.06	30.00
		QTA	3250.00	2960.00	2480.00	9.80	31.05
2352002. GUR AVG. QLTY.	40 KG.	LAH	3400.00	3200.00	2100.00	6.25	61.90
		MUL	3000.00	2850.00	1650.00	5.26	81.82
		SAR	2850.00	2825.00	2000.00	0.88	42.50
		SKT	3600.00	3200.00	2600.00	12.50	38.46
		KSR	3100.00	2975.00	1900.00	4.20	63.16
		KAR	2760.00	2760.00	1740.00	0.00	58.62
		HYD	2750.00	2600.00	1850.00	5.77	48.65
		SKR	2800.00	2660.00	1900.00	5.26	47.37
		PSH	2900.00	2850.00	2550.00	1.75	13.73
		MNG	3200.00	2800.00	2800.00	14.29	14.29
		QTA	2800.00	3200.00	3000.00	-12.50	-6.67
042. Chocolate							
2366001. CHOCLATE CANDY (NOW)	DOZ.	LAH	52.00	52.00	52.00	0.00	0.00
		RAW	54.50	54.50	54.50	0.00	0.00
		BPR	55.00	55.00	55.00	0.00	0.00
		KSR	52.00	52.00	52.00	0.00	0.00
		KAR	54.00	54.00	54.00	0.00	0.00
		PSH	52.00	52.00	52.00	0.00	0.00
		QTA	54.00	54.00	54.00	0.00	0.00
043. Sugar Confectionary							
2367001. TOFFEE (HILAL)	DOZ.	LAH	18.00	18.00	18.00	0.00	0.00
		RAW	21.00	21.00	20.00	0.00	5.00
		GUJ	10.00	10.00	10.00	0.00	0.00
		SKT	10.00	10.00	10.00	0.00	0.00
		BPR	10.28	10.28	10.28	0.00	0.00
		KSR	18.00	18.00	18.00	0.00	0.00
		KAR	10.00	10.00	10.00	0.00	0.00
		HYD	10.00	10.00	10.00	0.00	0.00
		Lrk	15.00	15.00	15.00	0.00	0.00
		PSH	10.00	10.00	10.28	0.00	-2.72
		QTA	10.00	10.00	10.00	0.00	0.00
044. Coffee & Tea							
2391301. TEA LIPTON YELLOW LABEL 200 G.PKT	06 PKT.	LAH	1260.00	1260.00	1110.00	0.00	13.51
		FAS	1178.94	1178.94	1052.63	0.00	12.00
		RAW	1185.00	1185.00	1025.00	0.00	15.61
		MUL	1198.50	1198.50	1050.00	0.00	14.14
		SKT	1263.16	1263.16	1111.39	0.00	13.66
		KAR	1140.00	1140.00	1140.00	0.00	0.00
		HYD	1263.15	1263.15	1110.00	0.00	13.80
		SKR	1230.00	1230.00	1098.72	0.00	11.95
		PSH	1224.00	1224.00	1020.00	0.00	20.00

Contd.

## 7.10 Intercity Wholesale Prices of Selected Commodities

Group/Commodity/Item Specification	Unit	City	Prices (Rs.)			% Change in April, 2019 Over			
			Apr., 2019	Mar., 2019	Apr., 2018	Mar., 2019	Apr., 2018		
2391302. TEA SUPREME 200 G. PKT.	06 PKT.	MNG	1260.00	1128.00	1074.00	11.70	17.32		
		QTA	1296.00	1296.00	1110.00	0.00	16.76		
		LAH	1050.00	1050.00	992.00	0.00	5.85		
		FAS	968.42	968.42	936.84	0.00	3.37		
		RAW	1027.50	1027.50	915.00	0.00	12.30		
		MUL	998.40	998.40	936.00	0.00	6.67		
		SKT	1051.58	1051.58	994.44	0.00	5.75		
		KAR	1016.82	1016.82	1016.82	0.00	0.00		
		HYD	1042.00	990.00	990.00	5.25	5.25		
		SKR	1020.00	1020.00	891.00	0.00	14.48		
2391303. TEA LOOSE	KG.	PSH	970.00	970.00	830.00	0.00	16.87		
		MNG	1060.00	1060.00	1060.00	0.00	0.00		
		QTA	760.00	760.00	1020.00	0.00	-25.49		
		LAH	500.00	500.00	487.50	0.00	2.56		
		FAS	605.00	605.00	520.00	0.00	16.35		
		RAW	695.00	695.00	695.00	0.00	0.00		
		MUL	575.00	575.00	490.00	0.00	17.35		
		SKT	500.00	500.00	500.00	0.00	0.00		
		GJT	630.00	630.00	600.00	0.00	5.00		
		KAR	545.00	545.00	560.00	0.00	-2.68		
2391304. TEA TAPAL MIXTURE (200 G ) PKT.	06 PKT	HYD	590.00	590.00	590.00	0.00	0.00		
		SKR	560.00	560.00	495.00	0.00	13.13		
		MPK	580.00	580.00	545.00	0.00	6.42		
		PSH	630.00	630.00	570.00	0.00	10.53		
		MNG	680.00	640.00	680.00	6.25	0.00		
		QTA	600.00	600.00	600.00	0.00	0.00		
		LAH	1105.00	1105.00	1015.00	0.00	8.87		
		FAS	1073.68	1073.68	1089.47	0.00	-1.45		
		RAW	1025.00	1025.00	1010.00	0.00	1.49		
		MUL	1074.00	1074.00	1015.98	0.00	5.71		
045. Spices	EACH	KAR	1045.00	1045.00	1045.00	0.00	0.00		
		HYD	1098.00	1168.00	1068.00	-5.99	2.81		
		PSH	1140.00	1140.00	1020.00	0.00	11.76		
		MNG	1074.00	1074.00	1074.00	0.00	0.00		
		QTA	1170.00	1110.00	1110.00	5.41	5.41		
		2392101. BLACK PEPPER 50 G.PKT.(NATIONAL)	EACH	LAH	103.00	103.00	100.00	0.00	3.00
		RAW		97.50	97.50	97.50	0.00	0.00	
		MUL		102.23	102.23	102.23	0.00	0.00	
		SKT		86.89	86.89	86.89	0.00	0.00	
		KAR		105.00	105.00	105.00	0.00	0.00	
HYD	110.00	110.00		110.00	0.00	0.00			
MPK	102.50	102.50		100.00	0.00	2.50			
PSH	105.00	105.00		102.00	0.00	2.94			
MNG	110.00	110.00		110.00	0.00	0.00			
QTA	120.00	120.00		120.00	0.00	0.00			
2392201. RED CHILLIES(200 G PKT.NATIONAL)	EACH	LAH	137.00	137.00	105.00	0.00	30.48		
		FAS	133.50	133.50	96.32	0.00	38.60		
		RAW	139.00	139.00	109.50	0.00	26.94		
		MUL	136.37	136.37	95.52	0.00	42.77		
		SKT	134.00	95.52	95.52	40.28	40.28		
		KAR	135.00	100.00	100.00	35.00	35.00		
		HYD	150.00	150.00	120.00	0.00	25.00		
		MPK	96.50	96.50	96.50	0.00	0.00		
		PSH	139.00	139.00	110.00	0.00	26.36		
		MNG	106.00	106.00	106.00	0.00	0.00		
2392402. CORRIANDER PWD.200 G. PKT.NAT.	EACH	LAH	146.00	146.00	116.00	0.00	25.86		
		LAH	115.00	115.00	87.96	0.00	30.74		

Contd.



## 7.10 Intercity Wholesale Prices of Selected Commodities

Group/Commodity/Item Specification	Unit	City	Prices (Rs.)			% Change in April, 2019 Over	
			Apr., 2019	Mar., 2019	Apr., 2018	Mar., 2019	Apr., 2018
		FAS	93.33	93.33	94.23	0.00	-0.96
		RAW	117.50	117.50	91.50	0.00	28.42
		MUL	117.56	117.56	97.13	0.00	21.03
		SKT	70.78	70.78	70.78	0.00	0.00
		KAR	117.00	117.00	90.00	0.00	30.00
		HYD	130.00	130.00	104.00	0.00	25.00
		MPK	120.00	120.00	68.41	0.00	75.41
		PSH	122.00	122.00	90.00	0.00	35.56
		MNG	58.00	58.00	58.00	0.00	0.00
		QTA	113.00	113.00	103.00	0.00	9.71
2392601. CLOVES	40 KG.	LAH	50000.00	50000.00	48000.00	0.00	4.17
		RAW	46750.00	46750.00	45250.00	0.00	3.31
		MUL	44000.00	44000.00	43000.00	0.00	2.33
		KAR	51000.00	51000.00	49000.00	0.00	4.08
		HYD	49000.00	48000.00	48000.00	2.08	2.08
		MPK	48000.00	48000.00	42000.00	0.00	14.29
		PSH	56000.00	56000.00	52000.00	0.00	7.69
		QTA	51000.00	51000.00	51000.00	0.00	0.00
046. Other Food Products							
2399401. VINEGAR SYNTHETIC (SIRKA)	DOZ.	LAH	900.00	900.00	780.00	0.00	15.38
		RAW	910.00	910.00	875.00	0.00	4.00
		KAR	625.00	625.00	625.00	0.00	0.00
		PSH	660.00	660.00	660.00	0.00	0.00
		QTA	1080.00	960.00	900.00	12.50	20.00
2399901. TURMERIC POWDER(50 G.PKT.NATIONAL)	EACH	LAH	36.00	36.00	31.50	0.00	14.29
		FAS	35.42	35.42	31.96	0.00	10.83
		RAW	35.00	35.00	30.00	0.00	16.67
		MUL	36.22	36.22	31.69	0.00	14.29
		SKT	31.69	31.69	31.69	0.00	0.00
		KAR	34.00	34.00	34.00	0.00	0.00
		HYD	40.00	40.00	35.00	0.00	14.29
		SKR	35.00	31.69	31.69	10.44	10.44
		MPK	36.00	36.00	32.00	0.00	12.50
		PSH	35.00	35.00	32.00	0.00	9.38
		MNG	32.50	32.50	32.50	0.00	0.00
		QTA	30.00	30.00	30.00	0.00	0.00
047. Mineral Water							
2441001. MINERAL WATER NESTLE(1.5 LTR)	DOZ.	LAH	570.00	570.00	570.00	0.00	0.00
		FAS	480.00	480.00	500.00	0.00	-4.00
		RAW	590.00	522.50	522.50	12.92	12.92
		MUL	542.00	542.00	542.00	0.00	0.00
		GUJ	600.00	600.00	600.00	0.00	0.00
		SKT	419.00	419.00	419.00	0.00	0.00
		KAR	550.00	499.00	499.00	10.22	10.22
		HYD	574.83	574.83	574.83	0.00	0.00
		SKR	516.00	516.00	480.00	0.00	7.50
		MPK	510.00	510.00	510.00	0.00	0.00
		PSH	500.00	500.00	500.00	0.00	0.00
		QTA	576.00	576.00	576.00	0.00	0.00
048. Beverages							
2449001. COCA COLA(CRATE OF 24 BOTTLES)	EACH	LAH	442.00	442.00	442.00	0.00	0.00
		FAS	445.00	445.00	445.00	0.00	0.00
		RAW	425.00	405.00	405.00	4.94	4.94
		MUL	420.00	420.00	420.00	0.00	0.00
		SKT	444.00	444.00	444.00	0.00	0.00
		GJT	444.00	444.00	444.00	0.00	0.00
		KAR	480.00	444.00	444.00	8.11	8.11
		HYD	444.00	444.00	444.00	0.00	0.00

Contd.

## 7.10 Intercity Wholesale Prices of Selected Commodities

Group/Commodity/Item Specification	Unit	City	Prices (Rs.)			% Change in April, 2019 Over	
			Apr., 2019	Mar., 2019	Apr., 2018	Mar., 2019	Apr., 2018
		SKR	432.00	432.00	432.00	0.00	0.00
		MPK	390.00	390.00	390.00	0.00	0.00
		PSH	450.00	450.00	440.00	0.00	2.27
		BNU	475.00	475.00	475.00	0.00	0.00
		MNG	445.00	430.00	450.00	3.49	-1.11
		QTA	648.00	648.00	480.00	0.00	35.00
2449002. SEVEN UP (CRATE OF 24 BOTTLES)	EACH	LAH	442.00	442.00	442.00	0.00	0.00
		FAS	445.00	445.00	445.00	0.00	0.00
		RAW	425.00	405.00	405.00	4.94	4.94
		MUL	400.00	400.00	400.00	0.00	0.00
		SKT	444.00	444.00	444.00	0.00	0.00
		GJT	444.00	444.00	444.00	0.00	0.00
		KAR	480.00	444.00	444.00	8.11	8.11
		HYD	444.00	444.00	444.00	0.00	0.00
		SKR	432.00	432.00	432.00	0.00	0.00
		MPK	390.00	390.00	390.00	0.00	0.00
		PSH	450.00	450.00	440.00	0.00	2.27
		BNU	475.00	475.00	475.00	0.00	0.00
		MNG	440.00	420.00	450.00	4.76	-2.22
		QTA	648.00	648.00	480.00	0.00	35.00
2449003. MAKKA COLA (CRATE OF 24 BOTTLES)	EACH	MUL	280.00	280.00	280.00	0.00	0.00
		GUJ	280.00	280.00	280.00	0.00	0.00
		SKT	270.00	270.00	270.00	0.00	0.00
		PSH	410.00	410.00	410.00	0.00	0.00
		BNU	322.00	322.00	322.00	0.00	0.00
		MNG	322.00	322.00	322.00	0.00	0.00
2449004. PEPSI COLA (CRATE OF 24 BOTTLES)	EACH	LAH	442.00	442.00	442.00	0.00	0.00
		FAS	445.00	445.00	445.00	0.00	0.00
		RAW	425.00	405.00	405.00	4.94	4.94
		MUL	400.00	400.00	400.00	0.00	0.00
		SKT	444.00	444.00	444.00	0.00	0.00
		GJT	444.00	444.00	444.00	0.00	0.00
		KAR	480.00	444.00	444.00	8.11	8.11
		HYD	444.00	444.00	444.00	0.00	0.00
		SKR	432.00	432.00	432.00	0.00	0.00
		PSH	450.00	450.00	440.00	0.00	2.27
		BNU	475.00	475.00	475.00	0.00	0.00
		MNG	440.00	420.00	450.00	4.76	-2.22
		QTA	648.00	648.00	450.00	0.00	44.00
049. Tobacco Products							
2502001. CIGARETTES K-2 10'S (FILTER)	1000	KAR	3000.00	3000.00	2400.00	0.00	25.00
2502002. CIGARETTES MELBOURNE	1000	KAR	3000.00	3000.00	2400.00	0.00	25.00
2502003. CIGARETTES CAPSTAN LSFT 10 SS	1000	KAR	3000.00	3000.00	2400.00	0.00	25.00
2502004. CIGARETTES GOLD LEAF (KSFT) 20	1000	KAR	7000.00	7000.00	6250.00	0.00	12.00
3b) Textiles & Apparels							
050. Cotton Yarn							
2636001. COTTON YARN 10/1 POPULAR FIBER	10 LB.	KAR	1480.00	1317.50	1120.00	12.33	32.14
2636002. COTTON YARN 16/1 MGM	10 LB.	KAR	1595.00	1500.00	1315.00	6.33	21.29
2636003. COTTON YARN 21/1 SURIYA TEXTILE	10 LB.	KAR	1675.00	1560.00	1420.00	7.37	17.96
2636004. COTTON YARN 42/1 ABDULLAH TEXTILE	10 LB.	KAR	2375.00	2300.00	1820.00	3.26	30.49
2636005. COTTON YARN 20/2 BAJWA	10 LB.	KAR	1727.50	1630.00	1450.00	5.98	19.14
051. Nylon Yarn							
2643001. NYLON YARN RUPALI(PAK)50/72/00	LB.	KAR	90.00	90.00	90.00	0.00	0.00
2643002. NYLON YARN GRATON 50/36/00FLAT	LB.	KAR	70.00	70.00	70.00	0.00	0.00
2643003. NYLON YARN GRATON 75/48/0 DTY	LB.	KAR	103.00	103.00	103.00	0.00	0.00
052. Blended Yarn							
2645001. BLND.YARN 30/1 A.A TEX.Z.TW PVC	LB.	KAR	155.50	151.00	136.00	2.98	14.34
2645002. BLND.YARN 40/1 SANA	LB.	KAR	138.00	138.00	138.00	0.00	0.00

Contd.

## 7.10 Intercity Wholesale Prices of Selected Commodities

Group/Commodity/Item Specification	Unit	City	Prices (Rs.)			% Change in April, 2019 Over			
			Apr., 2019	Mar., 2019	Apr., 2018	Mar., 2019	Apr., 2018		
2645003. BLND.YARN 60/1 PP AGAR	LB.	KAR	124.00	124.00	124.00	0.00	0.00		
2645004. BLND.YARN 30/1 A.A TEX.COMBED	LB.	KAR	181.00	178.00	153.50	1.69	17.92		
2645005. BLND.YARN 40/1 A.A. TEXTILE	LB.	KAR	143.00	143.00	143.00	0.00	0.00		
053. Woven Fabrics									
2654001. LIGHT WEIGHT WORSTED (L.PUR)	MTR.	LAH	1025.00	1025.00	975.00	0.00	5.13		
		RAW	1775.00	1775.00	1475.00	0.00	20.34		
		KAR	1850.00	1850.00	1850.00	0.00	0.00		
2654002. HEAVY WEIGHT SUITING (L.PUR)	MTR.	LAH	2025.00	2025.00	1925.00	0.00	5.19		
		RAW	1900.00	1900.00	1675.00	0.00	13.43		
		KAR	2750.00	2750.00	2750.00	0.00	0.00		
2654003. TWEED (LAWRENCEPUR)	MTR.	LAH	1200.00	1200.00	1125.00	0.00	6.67		
		RAW	1775.00	1775.00	1475.00	0.00	20.34		
		KAR	2250.00	2250.00	2250.00	0.00	0.00		
2654004. WORSTED (LAWRENCEPUR)	MTR.	LAH	1225.00	1225.00	1175.00	0.00	4.26		
		RAW	1850.00	1850.00	1525.00	0.00	21.31		
		KAR	2100.00	2100.00	2100.00	0.00	0.00		
054. Cotton Fabrics									
2662001. LATHA GUL AHMED 90000 SUP. QLTY.	40 MTR.	LAH	9250.00	9250.00	8900.00	0.00	3.93		
		FAS	10476.00	10400.00	9047.00	0.73	15.80		
		RAW	6700.00	6700.00	6550.00	0.00	2.29		
		MUL	9600.00	9600.00	8500.00	0.00	12.94		
		KAR	8500.00	8500.00	8500.00	0.00	0.00		
2662002. LATHA PRESIDENT SUP. QLTY.	40 MTR.	LAH	3750.00	3750.00	3700.00	0.00	1.35		
		MUL	8200.00	8200.00	7000.00	0.00	17.14		
		KAR	3682.50	3682.50	3682.50	0.00	0.00		
2662003. LATHA MAST QALANDER SUP. QLTY.	40 MTR.	MUL	5680.00	5680.00	5300.00	0.00	7.17		
		KAR	2810.00	2810.00	2810.00	0.00	0.00		
2662004. LATHA MUGHAL-E-AZAM SUP. QLTY.	40 MTR.	LAH	5000.00	5000.00	4200.00	0.00	19.05		
		FAS	7200.00	6600.00	7619.00	9.09	-5.50		
		RAW	6200.00	6200.00	5750.00	0.00	7.83		
		MUL	7000.00	7000.00	6200.00	0.00	12.90		
		KAR	5300.00	5300.00	5300.00	0.00	0.00		
2662004. LATHA MUGHAL-E-AZAM SUP. QLTY.	40 MTR.	HYD	7000.00	7000.00	7000.00	0.00	0.00		
		055. Other Fabrics							
		2669001. LAWN AVG. QLTY.	MTR.	LAH	81.00	81.00	81.00	0.00	0.00
				FAS	125.00	117.50	92.50	6.38	35.14
				RAW	138.75	138.75	122.50	0.00	13.27
MUL	145.00			145.00	125.00	0.00	16.00		
KAR	130.00			130.00	130.00	0.00	0.00		
2669002. LAWN SUP. QLTY.	MTR.	HYD	140.00	140.00	140.00	0.00	0.00		
		SKR	80.00	80.00	80.00	0.00	0.00		
		QTA	160.00	160.00	160.00	0.00	0.00		
		LAH	217.50	217.50	217.50	0.00	0.00		
		FAS	225.00	215.00	190.00	4.65	18.42		
2669003. GREY CLOTH 52"	MTR.	RAW	240.63	240.63	225.00	0.00	6.95		
		MUL	180.00	180.00	180.00	0.00	0.00		
		KAR	275.00	275.00	275.00	0.00	0.00		
		QTA	175.00	175.00	175.00	0.00	0.00		
		LAH	65.00	65.00	50.00	0.00	30.00		
2669004. GREY CLOTH 98"	MTR.	FAS	62.50	62.50	62.50	0.00	0.00		
		RAW	41.00	41.00	41.00	0.00	0.00		
		MUL	117.50	117.50	117.50	0.00	0.00		
		KAR	69.50	69.50	69.50	0.00	0.00		
		LRK	110.00	110.00	110.00	0.00	0.00		
2669004. GREY CLOTH 98"	MTR.	LAH	90.00	90.00	82.50	0.00	9.09		
		FAS	122.50	122.50	122.50	0.00	0.00		
		KAR	130.00	130.00	130.00	0.00	0.00		

Contd.

## 7.10 Intercity Wholesale Prices of Selected Commodities

Group/Commodity/Item Specification	Unit	City	Prices (Rs.)			% Change in April, 2019 Over	
			Apr., 2019	Mar., 2019	Apr., 2018	Mar., 2019	Apr., 2018
2669005. DRILL DYED	MTR.	LAH	75.50	75.50	75.50	0.00	0.00
		FAS	130.00	130.00	120.00	0.00	8.33
		RAW	37.50	37.50	37.50	0.00	0.00
		KAR	141.00	141.00	141.00	0.00	0.00
		QTA	68.00	68.00	68.00	0.00	0.00
056. Silk & Reyon Fabrics							
2679001. KT. SHIRTING AL-KARAM SUP. QLTY.	MTR.	LAH	95.00	95.00	87.50	0.00	8.57
		RAW	132.50	132.50	132.50	0.00	0.00
		KAR	135.00	135.00	135.00	0.00	0.00
2679002. KT. SHIRTING TOYOBO SUP. QLTY.	MTR.	FAS	220.00	220.00	220.00	0.00	0.00
		RAW	132.50	132.50	132.50	0.00	0.00
		MUL	85.00	85.00	85.00	0.00	0.00
		KAR	92.50	92.50	92.50	0.00	0.00
2679003. WOOLY FLAT	MTR.	LAH	52.50	52.50	52.50	0.00	0.00
		KAR	39.00	39.00	39.00	0.00	0.00
		QTA	62.50	62.50	62.50	0.00	0.00
2679004. SILK AVG. QLTY.	MTR.	LAH	87.50	87.50	72.50	0.00	20.69
		RAW	57.50	57.50	57.50	0.00	0.00
		MUL	95.00	95.00	95.00	0.00	0.00
		KAR	41.00	41.00	41.00	0.00	0.00
		SKR	45.00	45.00	45.00	0.00	0.00
2679005. SILK SUP. QLTY.	MTR.	QTA	55.00	55.00	55.00	0.00	0.00
		LAH	135.00	135.00	102.50	0.00	31.71
		FAS	122.50	122.50	95.00	0.00	28.95
		RAW	95.00	95.00	95.00	0.00	0.00
2679006. LINEN STAR MILL KARACHI	MTR.	QTA	75.00	75.00	75.00	0.00	0.00
		LAH	150.00	150.00	127.50	0.00	17.65
		KAR	140.00	140.00	140.00	0.00	0.00
057. Towels	DOZ.	QTA	100.00	100.00	100.00	0.00	0.00
		LAH	1900.00	1900.00	1825.00	0.00	4.11
		FAS	2100.00	2100.00	1900.00	0.00	10.53
		KSR	1900.00	1900.00	1825.00	0.00	4.11
		KAR	2300.00	2300.00	2300.00	0.00	0.00
058. Blankets	EACH	SKR	2040.00	2040.00	2040.00	0.00	0.00
		PSH	2400.00	2400.00	2400.00	0.00	0.00
		QTA	2900.00	2900.00	1620.00	0.00	79.01
		LAH	2400.00	2400.00	2400.00	0.00	0.00
		RAW	3275.00	3275.00	3075.00	0.00	6.50
2711002. BLANKET MOONLITE DOUBLE	EACH	KAR	2900.00	2900.00	2650.00	0.00	9.43
		LAH	3000.00	3000.00	3000.00	0.00	0.00
		RAW	3750.00	3750.00	3475.00	0.00	7.91
059. Bed Sheets	DOZ.	KAR	4350.00	4350.00	4250.00	0.00	2.35
		LAH	3800.00	3800.00	3760.00	0.00	1.06
		FAS	4300.00	4300.00	4300.00	0.00	0.00
		KAR	4680.00	4680.00	4350.00	0.00	7.59
		SKR	4800.00	4800.00	3960.00	0.00	21.21
2712002. BED SHEET COTTON DOUBLE AVG. QLTY.	DOZ.	PSH	4000.00	4000.00	4000.00	0.00	0.00
		QTA	3600.00	3600.00	3600.00	0.00	0.00
		LAH	6300.00	6300.00	6250.00	0.00	0.80
		FAS	5100.00	5100.00	4950.00	0.00	3.03
		KAR	7050.00	7050.00	6750.00	0.00	4.44
		SKR	9000.00	9000.00	7800.00	0.00	15.38
		PSH	9600.00	9600.00	9600.00	0.00	0.00
		QTA	4500.00	4500.00	4500.00	0.00	0.00

Contd.

## 7.10 Intercity Wholesale Prices of Selected Commodities

Group/Commodity/Item Specification	Unit	City	Prices (Rs.)			% Change in April, 2019 Over		
			Apr., 2019	Mar., 2019	Apr., 2018	Mar., 2019	Apr., 2018	
<b>060. Quilts</b>								
2718001. READY MADE QUILT	EACH	LAH	1000.00	1000.00	950.00	0.00	5.26	
		RAW	975.00	975.00	875.00	0.00	11.43	
		KAR	1150.00	1075.00	1075.00	6.98	6.98	
		PSH	900.00	900.00	900.00	0.00	0.00	
		QTA	1000.00	1000.00	1000.00	0.00	0.00	
<b>061. Woolen Carpets</b>								
2721001. WOOLEN CARPET	SQ.FT.	LAH	105.00	105.00	105.00	0.00	0.00	
		KAR	62.50	60.00	60.00	4.17	4.17	
<b>062. Synthetic Carpets</b>								
2729001. SYNTHETIC CARPET	SQ.FT.	LAH	32.50	32.50	32.50	0.00	0.00	
		RAW	27.50	27.50	26.50	0.00	3.77	
		KAR	52.50	49.00	49.00	7.14	7.14	
		QTA	46.50	46.50	46.50	0.00	0.00	
<b>063. Hosiery Products</b>								
2821001. UNDER WEAR MED. SIZE AVG. QLTY.	DOZ.	LAH	1380.00	1380.00	1270.00	0.00	8.66	
		FAS	900.00	900.00	900.00	0.00	0.00	
		RAW	2025.00	1975.00	1937.50	2.53	4.52	
		KAR	1250.00	1140.00	1140.00	9.65	9.65	
		SKR	960.00	960.00	960.00	0.00	0.00	
		PSH	1440.00	1440.00	1440.00	0.00	0.00	
		QTA	900.00	900.00	540.00	0.00	66.67	
2821002. VEST (BANYAN)MED. SIZE AVG. QLTY.	DOZ.	LAH	1400.00	1400.00	1310.00	0.00	6.87	
		FAS	1020.00	1020.00	1020.00	0.00	0.00	
		RAW	2025.00	1975.00	1937.50	2.53	4.52	
		KAR	1380.00	1260.00	1260.00	9.52	9.52	
		SKR	1320.00	1320.00	1320.00	0.00	0.00	
		PSH	1470.00	1470.00	1470.00	0.00	0.00	
		QTA	1020.00	1020.00	1020.00	0.00	0.00	
2821003. SOCKS NYLON MIXED GENTS SUP. QLTY.	DOZ.	LAH	720.00	720.00	660.00	0.00	9.09	
		FAS	780.00	780.00	780.00	0.00	0.00	
		RAW	812.50	812.50	812.50	0.00	0.00	
		KAR	1050.00	930.00	930.00	12.90	12.90	
		SKR	960.00	960.00	900.00	0.00	6.67	
		PSH	625.00	625.00	625.00	0.00	0.00	
		QTA	900.00	900.00	900.00	0.00	0.00	
2821004. SOCKS COTTON GENTS AVG. QLTY.	DOZ.	LAH	1125.00	1125.00	1087.50	0.00	3.45	
		FAS	780.00	780.00	510.00	0.00	52.94	
		KAR	800.00	702.00	702.00	13.96	13.96	
<b>064. Readymade Garments</b>								
2823101. PANTS GENTS (W&W) AVG. QLTY.	DOZ.	LAH	5350.00	5350.00	4750.00	0.00	12.63	
		RAW	7900.00	7900.00	7900.00	0.00	0.00	
		KAR	5950.00	5730.00	5730.00	3.84	3.84	
2823102. SHORT	DOZ.	LAH	1250.00	1250.00	1250.00	0.00	0.00	
		KAR	2550.00	2280.00	1350.00	11.84	88.89	
		HYD	1800.00	1800.00	1800.00	0.00	0.00	
2823103. AWAMI SUIT(W&W) AVG. QLTY.	DOZ.	LAH	10000.00	10000.00	10000.00	0.00	0.00	
		RAW	15350.00	14350.00	14350.00	6.97	6.97	
		KAR	12300.00	11700.00	7900.00	5.13	55.70	
		QTA	7400.00	7400.00	6400.00	0.00	15.63	
2823201. SHIRT GENTS (W&W) AVG. QLTY.	DOZ.	LAH	3700.00	3700.00	3225.00	0.00	14.73	
		RAW	4375.00	4375.00	4375.00	0.00	0.00	
		KAR	5150.00	4740.00	3540.00	8.65	45.48	
2823301. GIRL'S FROCK (W&W)	DOZ.	LAH	8750.00	8750.00	8750.00	0.00	0.00	
		RAW	12900.00	12825.00	12825.00	0.58	0.58	
		KAR	8700.00	8100.00	7500.00	7.41	16.00	

Contd.

## 7.10 Intercity Wholesale Prices of Selected Commodities

Group/Commodity/Item Specification	Unit	City	Prices (Rs.)			% Change in April, 2019 Over		
			Apr., 2019	Mar., 2019	Apr., 2018	Mar., 2019	Apr., 2018	
<b>3c) Leather Products</b>								
<b>065. Leather Without Hair</b>								
2912001. SOLE LEATHER 5 MM GR-1	KG.	SAH	670.00	670.00	650.00	0.00	3.08	
		KSR	510.00	510.00	425.00	0.00	20.00	
2912002. SOLE LEATHER 4.5 MM GR-1	KG.	SAH	700.00	700.00	675.00	0.00	3.70	
		KSR	550.00	550.00	490.00	0.00	12.24	
2912003. SOLE LEATHER 4 MM GR-1	KG.	SAH	720.00	720.00	700.00	0.00	2.86	
		KSR	570.00	570.00	510.00	0.00	11.76	
<b>066. Other Leather N.E.C</b>								
2913001. CHROME LEATHER COW ANALINE GR-I	DM.	SAH	21.52	21.52	18.29	0.00	17.66	
		KSR	100.00	90.00	20.45	11.11	389.00	
2913002. CHROME LEATHER COW ANALINE GR-II	DM.	SAH	19.37	19.37	17.22	0.00	12.49	
		KSR	85.00	70.00	18.22	21.43	366.52	
2913003. CHROME LEATHER BUFF CALF (SUP)	DM.	SAH	19.91	19.91	16.68	0.00	19.36	
		KSR	85.00	70.00	18.00	21.43	372.22	
2913004. CHROME LEATHER BUFF CALF (B)	DM.	SAH	18.29	18.29	16.14	0.00	13.32	
		KSR	85.00	70.00	15.00	21.43	466.67	
<b>067. Footwears</b>								
2933001. GENTS SHOES PAUL BATA	PAIR	LAH	818.23	818.23	818.23	0.00	0.00	
2933002. GENTS SANDAL BATA	PAIR	LAH	572.51	572.51	572.51	0.00	0.00	
2933003. GENTS SLATE CHAPPAL BATA	PAIR	LAH	110.08	110.08	110.08	0.00	0.00	
2933004. LADIES SANDAL BATA (EMOZIAN)	PAIR	LAH	490.61	490.61	490.61	0.00	0.00	
2933005. LADIES SPOUNG CHAPPAL BATA(TROPICAL)	PAIR	LAH	146.27	146.27	146.27	0.00	0.00	
2933006. CHILD SHOE POWER LIFE BATA	PAIR	LAH	818.23	818.23	818.23	0.00	0.00	
2933007. GENTS SHOES ART 1109 SERVIS	PAIR	LAH	477.00	477.00	477.00	0.00	0.00	
2933008. CHEETAH 50 SIZE 3.5	PAIR	LAH	1425.00	1425.00	1091.00	0.00	30.61	
2933009. SERVIS SHOES WOMEN	PAIR	LAH	370.00	370.00	370.00	0.00	0.00	
2933010. SERVIS SHOES CHILDREN	PAIR	LAH	299.00	299.00	257.00	0.00	16.34	
<b>4. Other Transportable Goods</b>								
<b>068. Timber</b>								
3131001. TIMBER SHEESHAM	CMT.	LAH	82988.50	82988.50	79456.00	0.00	4.45	
		RAW	85640.50	85640.50	78575.00	0.00	8.99	
		KAR	61000.00	61000.00	59000.00	0.00	3.39	
		PSH	56503.00	56503.00	56503.00	0.00	0.00	
		QTA	55582.00	55582.00	55582.00	0.00	0.00	
3131002. TIMBER KERUING PINE WOOD	CMT.	RAW	76809.50	76809.50	69746.50	0.00	10.13	
		KAR	59000.00	59000.00	59000.00	0.00	0.00	
3131003. TIMBER PERTAL	CMT.	LAH	44142.00	44142.00	44142.00	0.00	0.00	
		RAW	62683.50	62683.50	55620.50	0.00	12.70	
		KAR	43000.00	43000.00	43000.00	0.00	0.00	
		PSH	56496.00	56496.00	56496.00	0.00	0.00	
		QTA	31050.00	31050.00	31050.00	0.00	0.00	
3131004. TIMBER CHIR	CMT.	LAH	42377.00	42377.00	42377.00	0.00	0.00	
		RAW	55622.00	55622.00	52089.00	0.00	6.78	
		KAR	34500.00	34500.00	34500.00	0.00	0.00	
3131005. TIMBER DEODAR	CMT.	RAW	119187.00	119187.00	114772.50	0.00	3.85	
		KAR	112500.00	112500.00	112500.00	0.00	0.00	
		PSH	105938.00	105938.00	105938.00	0.00	0.00	
		QTA	88000.00	88000.00	88000.00	0.00	0.00	
3131006. TIMBER TEAK WOOD	CMT.	LAH	211884.00	211884.00	211884.00	0.00	0.00	
		KAR	155000.00	155000.00	155000.00	0.00	0.00	
<b>069. Printing Paper</b>								
3212901. OFFSET PAPER FLYING FINISH	KG.	KAR	82.00	82.00	82.00	0.00	0.00	
3212902. ART PAPER "LEYKAM"/CHINA	KG.	KAR	115.00	115.00	115.00	0.00	0.00	
3212903. PRINTING PAPER ROYAL CENTURY	KG.	KAR	90.00	90.00	90.00	0.00	0.00	
3212904. PHOTOSTAT PAPER 210X297 A-4(80GM)	KG.	KAR	560.00	560.00	450.00	0.00	24.44	
<b>070. Hard Board</b>								
3213301. KRAFT LINES BOARD (BRAZIL-125)	KG.	KAR	140.00	140.00	125.00	0.00	12.00	

Contd.

## 7.10 Intercity Wholesale Prices of Selected Commodities

Group/Commodity/Item Specification	Unit	City	Prices (Rs.)			% Change in April, 2019 Over		
			Apr., 2019	Mar., 2019	Apr., 2018	Mar., 2019	Apr., 2018	
071. Coke								
3310001. COKE	MT.	KAR	60000.00	60000.00	60000.00	0.00	0.00	
072. Motor Spirit								
3331001. MOTOR SPRIT 87 RON	LTR.	KAR	98.83	92.83	85.94	6.46	15.00	
073. Diesel Oil								
3333001. DIESEL OIL LIGHT SPEED (BULK)	LTR.	KAR	80.48	77.48	65.23	3.87	23.38	
3333002. DIESEL OIL HIGH SPEED(BULK)	LTR.	KAR	117.29	111.29	96.39	5.39	21.68	
074. Kerosine Oil								
3334001. KEROSINE OIL	LTR.	KAR	89.31	86.31	76.32	3.48	17.02	
075. Furnace Oil								
3337001. HIGH SULPHUR FURNACE OIL(HSFO)	MT.	KAR	67525.00	66742.50	47935.00	1.17	40.87	
076. Mobil Oil								
3338001. HAVOLINE MOBIL OIL PETROL ENGN.	4 LTR.	FAS	2400.00	2300.00	1950.00	4.35	23.08	
		RAW	2025.00	2025.00	1987.50	0.00	1.89	
		MUL	1600.00	1600.00	1600.00	0.00	0.00	
		GJT	1749.00	1749.00	1749.00	0.00	0.00	
		KAR	2145.00	2145.00	2030.00	0.00	5.67	
		PSH	1900.00	1900.00	1880.00	0.00	1.06	
		QTA	2067.50	1670.00	1670.00	23.80	23.80	
3338002. HAVOLINE MOBIL OIL CNG ENGN.	4 LTR.	FAS	1950.00	1900.00	1600.00	2.63	21.88	
		RAW	1987.50	1987.50	1962.50	0.00	1.27	
		MUL	1550.00	1550.00	1550.00	0.00	0.00	
		GJT	1749.00	1749.00	1749.00	0.00	0.00	
		KAR	2245.00	2245.00	1850.00	0.00	21.35	
		PSH	2300.00	2300.00	2060.00	0.00	11.65	
		QTA	2175.00	1725.00	1725.00	26.09	26.09	
077. Chemicals								
3414001. STEARIC ACID	LB.	LAH	85.50	86.26	89.00	-0.88	-3.93	
		KAR	95.00	82.50	83.00	15.15	14.46	
3414002. ACETIC ACID	LB.	LAH	81.00	81.00	44.50	0.00	82.02	
		KAR	72.50	61.00	44.00	18.85	64.77	
		PSH	85.00	84.00	68.00	1.19	25.00	
3414003. TARTARIC POWDER	50 KG.	LAH	24000.00	20000.00	18000.00	20.00	33.33	
		KAR	18500.00	18500.00	13800.00	0.00	34.06	
3414004. CITRIC ACID	50 KG.	LAH	6600.00	6600.00	7200.00	0.00	-8.33	
		KAR	7250.00	7250.00	6125.00	0.00	18.37	
		PSH	6500.00	6500.00	6600.00	0.00	-1.52	
3414005. CHINA CLAY	M.T.	KAR	30000.00	30000.00	30000.00	0.00	0.00	
3414006. BLEACHING POWDER	50 KG.	LAH	2700.00	2700.00	2700.00	0.00	0.00	
		KSR	2700.00	2700.00	2700.00	0.00	0.00	
		KAR	3425.00	3100.00	3100.00	10.48	10.48	
		PSH	2900.00	2900.00	2900.00	0.00	0.00	
3414007. GLUCOSE POWDER	50 KG.	LAH	5500.00	5200.00	4400.00	5.77	25.00	
		KAR	4125.00	3675.00	3675.00	12.24	12.24	
		PSH	4700.00	4700.00	4700.00	0.00	0.00	
3422001. ZINC OXIDE	50 KG.	LAH	35000.00	35000.00	34000.00	0.00	2.94	
		PSH	17500.00	17500.00	15000.00	0.00	16.67	
3423101. CAUSTIC SODA	50 KG.	LAH	4900.00	5000.00	4800.00	-2.00	2.08	
		KSR	4900.00	5000.00	4800.00	-2.00	2.08	
		KAR	5150.00	5150.00	4675.00	0.00	10.16	
		PSH	5300.00	5300.00	4800.00	0.00	10.42	
3423102. SULPHURIC ACID	100 KG.	LAH	3000.00	2960.00	2960.00	1.35	1.35	
		KAR	3100.00	3100.00	2320.00	0.00	33.62	
		PSH	2000.00	2000.00	2400.00	0.00	-16.67	
3423103. MERCURY	KG.	LAH	12000.00	12000.00	12000.00	0.00	0.00	
		KAR	28000.00	26000.00	11000.00	7.69	154.55	
		PSH	14000.00	14000.00	9000.00	0.00	55.56	

Contd.

## 7.10 Intercity Wholesale Prices of Selected Commodities

Group/Commodity/Item Specification	Unit	City	Prices (Rs.)			% Change in April, 2019 Over	
			Apr., 2019	Mar., 2019	Apr., 2018	Mar., 2019	Apr., 2018
3424001. SODA ASH LIGHT 80 KG. BAG	BAG	LAH	4400.00	4400.00	4160.00	0.00	5.77
		KSR	4400.00	4080.00	4160.00	7.84	5.77
		KAR	2625.00	2625.00	1975.00	0.00	32.91
3424002. SODIUM BI- CARBONATE.	50 KG.	PSH	4330.00	4330.00	3800.00	0.00	13.95
		LAH	2950.00	2700.00	2600.00	9.26	13.46
		KAR	2575.00	2575.00	2135.00	0.00	20.61
3424003. SALT EPSUM	100 KG.	PSH	3000.00	3000.00	2400.00	0.00	25.00
		LAH	1700.00	2400.00	1700.00	-29.17	0.00
		KAR	2500.00	2500.00	1980.00	0.00	26.26
		PSH	4000.00	4000.00	2500.00	0.00	60.00
078. Dyeing Material							
3431001. DYES RED B-BASE	LB.	KAR	337.50	337.50	270.00	0.00	25.00
3431002. DYES ORITEX JAPAN RED HR-2.	LB.	KAR	225.00	225.00	225.00	0.00	0.00
3431003. DYED REACTIVE VIOLET H-3R	LB.	KAR	250.00	250.00	250.00	0.00	0.00
079. Fertilizers							
3461101. SONA UREA	MT.	LAH	36000.00	34000.00	26600.00	5.88	35.34
		FAS	37000.00	37000.00	28000.00	0.00	32.14
		MUL	35600.00	35400.00	27600.00	0.56	28.99
		PSH	36400.00	36400.00	28400.00	0.00	28.17
3461102. KISAN UREA	MT.	LAH	36000.00	34000.00	26000.00	5.88	38.46
		FAS	37000.00	37000.00	28000.00	0.00	32.14
		MUL	34600.00	34400.00	27000.00	0.58	28.15
		GUJ	35500.00	35500.00	26000.00	0.00	36.54
3461401. CALCIUM AMMONIUM NITRATE	MT.	PSH	35600.00	35600.00	28000.00	0.00	27.14
		LAH	31600.00	31000.00	23000.00	1.94	37.39
		FAS	33600.00	33000.00	24000.00	1.82	40.00
		MUL	31200.00	31600.00	23600.00	-1.27	32.20
3462101. SINGLE SUPPER PHOSPHATE (GR) 18PC	MT.	GUJ	32000.00	31000.00	24000.00	3.23	33.33
		PSH	31000.00	31000.00	31000.00	0.00	0.00
		LAH	19500.00	20000.00	16000.00	-2.50	21.88
		FAS	20000.00	19000.00	18000.00	5.26	11.11
3462102. SINGLE SUPER PHOSPHATE (PD) 18PC	MT.	MUL	17600.00	17400.00	15600.00	1.15	12.82
		GUJ	19500.00	19000.00	17000.00	2.63	14.71
		PSH	20000.00	20000.00	18000.00	0.00	11.11
		LAH	21000.00	21000.00	21000.00	0.00	0.00
3462103. TRIPLE SUPER PHOSPHATE (GR)	MT.	FAS	21950.00	21950.00	21950.00	0.00	0.00
		MUL	21900.00	21900.00	21900.00	0.00	0.00
		GUJ	22000.00	22000.00	22000.00	0.00	0.00
		PSH	25100.00	25100.00	25100.00	0.00	0.00
3463201. SULPHATE OF POTASH	MT.	LAH	61750.00	61750.00	61750.00	0.00	0.00
		FAS	61850.00	61850.00	61850.00	0.00	0.00
		MUL	62050.00	62050.00	62050.00	0.00	0.00
		GUJ	66000.00	66000.00	66000.00	0.00	0.00
3464101. NITRO PHOSPHATE	MT.	PSH	60000.00	60000.00	60000.00	0.00	0.00
		LAH	89000.00	89000.00	61500.00	0.00	44.72
		MUL	85600.00	85400.00	83600.00	0.23	2.39
		KSR	89000.00	89000.00	61500.00	0.00	44.72
3464201. DIA-AMMONIUM PHOSPHATE	MT.	LAH	55400.00	57400.00	46000.00	-3.48	20.43
		FAS	59000.00	59000.00	48000.00	0.00	22.92
		MUL	55400.00	57400.00	48600.00	-3.48	13.99
		GUJ	56500.00	56500.00	47000.00	0.00	20.21
3464201. DIA-AMMONIUM PHOSPHATE	MT.	PSH	59000.00	59000.00	48000.00	0.00	22.92
		LAH	71000.00	71000.00	58300.00	0.00	21.78
		FAS	73000.00	74000.00	62000.00	-1.35	17.74
		MUL	68600.00	70600.00	61600.00	-2.83	11.36
3464201. DIA-AMMONIUM PHOSPHATE	MT.	GUJ	69000.00	69000.00	60000.00	0.00	15.00
		PSH	72000.00	72000.00	62000.00	0.00	16.13

Contd.



## 7.10 Intercity Wholesale Prices of Selected Commodities

Group/Commodity/Item Specification	Unit	City	Prices (Rs.)			% Change in April, 2019 Over	
			Apr., 2019	Mar., 2019	Apr., 2018	Mar., 2019	Apr., 2018
3464401. NITROGEN PHOSPHATE AND POTACIUM(NPK)	MT.	LAH	60000.00	57500.00	49000.00	4.35	22.45
		GUJ	58000.00	58000.00	58000.00	0.00	0.00
		SAR	57500.00	57200.00	50500.00	0.52	13.86
		HYD	50000.00	50000.00	39600.00	0.00	26.26
080. Pesticides							
3466101. THIODAN 35 EC(AGRICULTURE) 1 LTR	BOTTLE	LAH	700.00	700.00	700.00	0.00	0.00
		FAS	1100.00	1100.00	1100.00	0.00	0.00
		MUL	1200.00	1200.00	1200.00	0.00	0.00
		SAR	875.00	875.00	875.00	0.00	0.00
		GJT	500.00	500.00	500.00	0.00	0.00
		HYD	750.00	750.00	750.00	0.00	0.00
		MPK	600.00	600.00	600.00	0.00	0.00
3466102. DURSBAN TC(TERMICIDE CONC.)	BOTTLE	LAH	1600.00	1600.00	1600.00	0.00	0.00
		FAS	1480.00	1480.00	1260.00	0.00	17.46
		MUL	1550.00	1550.00	1550.00	0.00	0.00
		SAR	1200.00	1200.00	1100.00	0.00	9.09
3466103. SARSABZ (VEGETABLES) 1 LTR.	BOTTLE	LAH	300.00	300.00	300.00	0.00	0.00
		FAS	340.00	340.00	340.00	0.00	0.00
		MUL	700.00	700.00	700.00	0.00	0.00
		SAR	350.00	350.00	300.00	0.00	16.67
3466104. MALATHION (ALL ANIMALS) 1 LTR.	BOTTLE	GJT	500.00	500.00	500.00	0.00	0.00
		LAH	700.00	700.00	700.00	0.00	0.00
		FAS	1300.00	1300.00	1220.00	0.00	6.56
		GUJ	1100.00	1100.00	1100.00	0.00	0.00
3466104. MALATHION (ALL ANIMALS) 1 LTR.	BOTTLE	GJT	1200.00	1200.00	1200.00	0.00	0.00
		LAH	700.00	700.00	700.00	0.00	0.00
		FAS	1300.00	1300.00	1220.00	0.00	6.56
		GUJ	1100.00	1100.00	1100.00	0.00	0.00
081. Insecticides							
3471001. L-D POLYTHYLENE	LB.	KAR	97.75	94.75	84.81	3.17	15.26
3473001. POLYSTRENE GP.	55 LB.	KAR	4745.00	4745.00	4745.00	0.00	0.00
082. Paints & Varnishes							
3511001. SYN CLEAR VARNISH (BUXLYS)	3 LTR.	LAH	1377.00	1377.00	1020.00	0.00	35.00
		KAR	1750.00	1750.00	1225.00	0.00	42.86
3511002. SYN CLEAR VARNISH (BERGER)	3 LTR.	LAH	1377.00	1377.00	1300.00	0.00	5.92
		KAR	1725.00	1725.00	1375.00	0.00	25.45
3511003. SYN ENAMEL VIP (BERGER)	3.6 LTR	LAH	2450.00	2450.00	1950.00	0.00	25.64
		RAW	1735.00	1675.00	1410.00	3.58	23.05
		KAR	1675.00	1675.00	1650.00	0.00	1.52
3511004. SYN ENAMEL 413 (BUXLYS)	3.6 LTR	LAH	1520.00	1520.00	1400.00	0.00	8.57
		RAW	1825.00	1725.00	1437.50	5.80	26.96
		KAR	1650.00	1650.00	1650.00	0.00	0.00
3511005. VIP PLASTIC EMULSION (BERGER)	4 LTR.	LAH	2300.00	2300.00	1900.00	0.00	21.05
		RAW	2275.00	2175.00	1665.00	4.60	36.64
		KAR	1500.00	1500.00	1500.00	0.00	0.00
3511006. PLASTIC BOUND DISTEMPER(BUXLYS)	6 KG.	LAH	1500.00	1500.00	1200.00	0.00	25.00
		RAW	1425.00	1310.00	1030.00	8.78	38.35
		KAR	1100.00	1100.00	975.00	0.00	12.82
3511007. ICI PLASTIC EMULSION	4 LTR	LAH	2100.00	2100.00	2100.00	0.00	0.00
		RAW	2475.00	2375.00	1840.00	4.21	34.51
		KAR	1750.00	1750.00	1750.00	0.00	0.00
083. Medicines							
3526001. PANADOL TAB. (200)	PACKET	LAH	180.00	162.00	162.00	11.11	11.11
		RAW	222.50	212.50	195.50	4.71	13.81
		MUL	225.08	212.05	204.00	6.14	10.33
		KAR	225.00	211.00	205.00	6.64	9.76
		MPK	224.54	224.54	153.00	0.00	46.76
		PSH	215.00	215.00	210.00	0.00	2.38
3526002. DISPRIN TAB. (600)	PACKET	QTA	260.00	240.00	200.00	8.33	30.00
		LAH	600.00	555.00	555.00	8.11	8.11
		RAW	812.50	715.00	675.00	13.64	20.37

Contd.

## 7.10 Intercity Wholesale Prices of Selected Commodities

Group/Commodity/Item Specification	Unit	City	Prices (Rs.)			% Change in April, 2019 Over	
			Apr., 2019	Mar., 2019	Apr., 2018	Mar., 2019	Apr., 2018
		MUL	816.00	683.04	656.88	19.47	24.22
		KAR	683.00	638.00	638.00	7.05	7.05
		MPK	663.00	663.00	550.00	0.00	20.55
		PSH	663.00	663.00	578.00	0.00	14.71
		QTA	900.00	660.00	600.00	36.36	50.00
3526003. FLAGYL TAB. (200)	PACKET	LAH	278.00	278.00	278.00	0.00	0.00
		RAW	255.00	255.00	255.00	0.00	0.00
		MUL	342.55	342.55	267.83	0.00	27.90
		KAR	268.00	268.00	268.00	0.00	0.00
		MPK	315.00	315.00	315.00	0.00	0.00
		PSH	274.00	274.00	274.00	0.00	0.00
		QTA	360.00	300.00	180.00	20.00	100.00
3526004. VENTOLIN TAB.(100)	PACKET	LAH	92.00	92.00	92.00	0.00	0.00
		RAW	89.00	89.00	85.00	0.00	4.71
		MUL	126.02	126.02	121.00	0.00	4.15
		KAR	87.55	86.53	86.53	1.18	1.18
		MPK	87.66	87.66	73.20	0.00	19.75
		PSH	85.00	85.00	85.00	0.00	0.00
		QTA	90.00	90.00	90.00	0.00	0.00
3526005. DAONIL TAB. (60)	PACKET	LAH	86.00	86.00	86.00	0.00	0.00
		RAW	107.50	86.50	86.50	24.28	24.28
		MUL	110.48	86.31	86.31	28.00	28.00
		KAR	89.00	88.00	88.00	1.14	1.14
		MPK	86.00	86.00	80.00	0.00	7.50
		PSH	90.00	90.00	90.00	0.00	0.00
		QTA	102.00	90.00	90.00	13.33	13.33
3526006. ENTOX TAB. (100)	PACKET	LAH	135.00	135.00	135.00	0.00	0.00
		RAW	137.00	124.00	115.50	10.48	18.61
		MUL	136.27	136.27	127.65	0.00	6.75
		KAR	136.00	130.00	130.00	4.62	4.62
		MPK	136.30	136.30	85.00	0.00	60.35
		PSH	130.00	130.00	130.00	0.00	0.00
		QTA	150.00	150.00	150.00	0.00	0.00
3526007. CALCIUM TAB. 1000 SANDOZ	06 BOTT	LAH	678.00	678.00	642.00	0.00	5.61
		RAW	790.00	790.00	620.00	0.00	27.42
		MUL	780.50	678.72	634.64	15.00	22.98
		KAR	804.00	661.00	660.00	21.63	21.82
		MPK	755.20	755.20	530.00	0.00	42.49
		PSH	800.00	800.00	660.00	0.00	21.21
		QTA	906.00	780.00	636.00	16.15	42.45
3526008. RENITEC TAB. 5 MG. (20)	PACKET	LAH	99.20	99.20	87.56	0.00	13.29
		RAW	119.00	119.00	99.50	0.00	19.60
		MUL	121.66	105.79	99.45	15.00	22.33
		KAR	105.00	100.00	100.00	5.00	5.00
		MPK	105.79	105.79	88.00	0.00	20.22
		PSH	101.00	101.00	101.00	0.00	0.00
		QTA	102.00	102.00	102.00	0.00	0.00
3526009. CARMINA (150 TABLETS)	06 BOTT	LAH	190.00	190.00	190.00	0.00	0.00
		RAW	235.00	215.00	195.00	9.30	20.51
		MUL	206.00	206.00	206.00	0.00	0.00
		KAR	207.00	207.00	207.00	0.00	0.00
		PSH	170.00	170.00	170.00	0.00	0.00
3526010. SUALIN (250 TAB.) STRIP	EACH	LAH	115.00	115.00	115.00	0.00	0.00
		RAW	165.00	147.50	147.50	11.86	11.86
		KAR	132.00	132.00	132.00	0.00	0.00
		PSH	135.00	135.00	135.00	0.00	0.00
3526011. SANCOS SYRUP 60 MG.	06 BOTT	LAH	157.00	157.00	157.00	0.00	0.00
		RAW	142.50	142.50	142.50	0.00	0.00

Contd.

## 7.10 Intercity Wholesale Prices of Selected Commodities

Group/Commodity/Item Specification	Unit	City	Prices (Rs.)			% Change in April, 2019 Over	
			Apr., 2019	Mar., 2019	Apr., 2018	Mar., 2019	Apr., 2018
		MUL	168.00	168.00	168.00	0.00	0.00
		KAR	177.00	177.00	177.00	0.00	0.00
		MPK	177.00	177.00	177.00	0.00	0.00
		PSH	184.00	184.00	184.00	0.00	0.00
		QTA	172.20	172.20	172.20	0.00	0.00
3526012. PHENRGONE SYRUP 120 MG	06 BOTT	LAH	230.00	198.00	179.66	16.16	28.02
		RAW	212.50	187.50	168.00	13.33	26.49
		MUL	215.47	215.47	168.30	0.00	28.03
		KAR	198.00	198.00	198.00	0.00	0.00
		MPK	214.20	214.20	170.00	0.00	26.00
		PSH	180.00	180.00	171.00	0.00	5.26
		QTA	240.00	216.00	192.00	11.11	25.00
3526013. CALPOL SYRUP	06 BOTT	LAH	146.00	146.00	146.00	0.00	0.00
		RAW	170.00	170.00	152.00	0.00	11.84
		MUL	140.76	140.76	140.76	0.00	0.00
		KAR	150.00	150.00	150.00	0.00	0.00
		MPK	128.50	128.50	128.50	0.00	0.00
		PSH	144.48	144.48	144.48	0.00	0.00
		QTA	126.00	126.00	126.00	0.00	0.00
3526014. HYDERLIN SYRUP	06 BOTT	LAH	360.00	360.00	360.00	0.00	0.00
		RAW	357.50	357.50	357.50	0.00	0.00
		MUL	351.90	351.90	351.90	0.00	0.00
		KAR	352.00	352.00	352.00	0.00	0.00
		MPK	380.00	380.00	380.00	0.00	0.00
		PSH	360.00	360.00	360.00	0.00	0.00
		QTA	414.00	414.00	414.00	0.00	0.00
3526015. SAFI HAMDARD 100 ML	06 BOTT	LAH	228.00	228.00	228.00	0.00	0.00
		RAW	325.00	295.00	275.00	10.17	18.18
		MUL	282.00	282.00	234.00	0.00	20.51
		KAR	408.00	306.00	306.00	33.33	33.33
		PSH	360.00	360.00	300.00	0.00	20.00
		QTA	348.00	348.00	348.00	0.00	0.00
3526016. HONEY TUBE (HAMDARD)	06 TUBE	LAH	540.00	540.00	540.00	0.00	0.00
		KAR	660.00	552.00	552.00	19.57	19.57
		MPK	720.00	720.00	516.00	0.00	39.53
		PSH	540.00	540.00	540.00	0.00	0.00
		QTA	582.00	582.00	582.00	0.00	0.00
3526017. BETNOVATE-N OINTMENT	06 TUBE	LAH	170.00	170.00	170.00	0.00	0.00
		RAW	166.50	166.50	166.50	0.00	0.00
		MUL	170.04	170.04	170.04	0.00	0.00
		KAR	168.00	168.00	168.00	0.00	0.00
		MPK	186.00	186.00	186.00	0.00	0.00
		PSH	174.00	174.00	174.00	0.00	0.00
		QTA	186.00	186.00	186.00	0.00	0.00
3526018. BURNOL	06 TUBE	LAH	282.00	282.00	282.00	0.00	0.00
		RAW	282.00	282.00	282.00	0.00	0.00
		MUL	282.60	282.60	282.60	0.00	0.00
		KAR	288.00	288.00	288.00	0.00	0.00
		MPK	282.00	282.00	271.00	0.00	4.06
		PSH	286.00	286.00	286.00	0.00	0.00
		QTA	321.12	321.12	321.12	0.00	0.00
3526019. O.R.S.FLAVOURED (SEARLE)	DOZEN	LAH	192.00	192.00	192.00	0.00	0.00
		RAW	183.50	183.50	183.50	0.00	0.00
		MUL	216.75	216.75	216.75	0.00	0.00
		KAR	216.00	216.00	216.00	0.00	0.00
		PSH	188.00	188.00	188.00	0.00	0.00
		QTA	192.00	180.00	168.00	6.67	14.29

Contd.

## 7.10 Intercity Wholesale Prices of Selected Commodities

Group/Commodity/Item Specification	Unit	City	Prices (Rs.)			% Change in April, 2019 Over	
			Apr., 2019	Mar., 2019	Apr., 2018	Mar., 2019	Apr., 2018
3526020. JOSHANDA HAMDARD	DOZEN	LAH	240.00	240.00	240.00	0.00	0.00
		MUL	255.00	255.00	255.00	0.00	0.00
		KAR	324.00	324.00	324.00	0.00	0.00
		MPK	240.00	240.00	240.00	0.00	0.00
		PSH	110.00	110.00	110.00	0.00	0.00
3526021. COTTON BANDAGE 2" SIZE	06 NO.S	LAH	39.00	39.00	39.00	0.00	0.00
		RAW	60.00	54.50	48.00	10.09	25.00
		MUL	24.00	24.00	24.00	0.00	0.00
		KAR	30.00	30.00	30.00	0.00	0.00
		MPK	54.00	54.00	54.00	0.00	0.00
		PSH	40.00	40.00	40.00	0.00	0.00
<b>084. Soaps &amp; Detergents</b>							
3532101. LIFE BOUY SOAP (125 GM.)	DOZ.	LAH	480.00	480.00	420.00	0.00	14.29
		RAW	417.50	417.50	395.00	0.00	5.70
		KSR	480.00	480.00	420.00	0.00	14.29
		KAR	504.00	504.00	444.00	0.00	13.51
		PSH	540.00	540.00	432.00	0.00	25.00
3532102. LUX-STD. (70 GM.)	DOZ.	LAH	480.00	480.00	420.00	0.00	14.29
		RAW	403.00	403.00	375.00	0.00	7.47
		KAR	405.00	405.00	342.50	0.00	18.25
		PSH	390.00	390.00	390.00	0.00	0.00
		QTA	290.00	290.00	290.00	0.00	0.00
3532201. SUPER ACTIVE SURF (130 GM.)	DOZ.	LAH	360.00	360.00	345.00	0.00	4.35
		MUL	230.00	230.00	230.00	0.00	0.00
		KAR	286.60	286.60	229.22	0.00	25.03
		KAR	228.00	228.00	228.00	0.00	0.00
		SKR	264.00	264.00	264.00	0.00	0.00
3532202. ARIEL (100 GM)	DOZ.	LAH	230.00	230.00	230.00	0.00	0.00
		GUJ	228.00	228.00	228.00	0.00	0.00
		KAR	228.00	228.00	228.00	0.00	0.00
3532203. VIM DETERGENT POLY BAG (1000 G.)	DOZ.	MPK	230.00	230.00	180.00	0.00	27.78
		LAH	960.00	900.00	810.00	6.67	18.52
		RAW	855.00	765.00	765.00	11.76	11.76
		KAR	864.00	864.00	864.00	0.00	0.00
		SKR	780.00	780.00	720.00	0.00	8.33
3532204. MAXIMUM POWER BRITE POLYBAG(400GM)	DOZ.	PSH	880.00	880.00	820.00	0.00	7.32
		MNG	900.00	900.00	900.00	0.00	0.00
		QTA	996.00	996.00	996.00	0.00	0.00
		LAH	1404.00	1404.00	1404.00	0.00	0.00
		RAW	1190.00	1070.00	1070.00	11.21	11.21
3532205. EXPRESS DETERGENT(1000GM)	DOZ.	KAR	1428.00	1428.00	1428.00	0.00	0.00
		KAR	1620.00	1620.00	1416.00	0.00	14.41
		MPK	1440.00	1440.00	1440.00	0.00	0.00
		PSH	2016.00	2016.00	2016.00	0.00	0.00
		KAR	2016.00	2016.00	2016.00	0.00	0.00
3532206. WASHING SOAP BETA/SUFI/GUY	DOZ.	LAH	6500.00	6500.00	5680.00	0.00	14.44
		RAW	4275.00	4275.00	3825.00	0.00	11.76
		KSR	6500.00	6600.00	5680.00	-1.52	14.44
		SKR	3440.00	3440.00	3440.00	0.00	0.00
		PSH	6400.00	6400.00	5840.00	0.00	9.59
3532207. WASHING SOAP NYLON 101 CAKE	DOZ.	LAH	269.00	269.00	269.00	0.00	0.00
		RAW	340.00	340.00	255.00	0.00	33.33
		SAR	300.00	300.00	300.00	0.00	0.00
		BNU	190.00	190.00	190.00	0.00	0.00
		QTA	300.00	300.00	300.00	0.00	0.00
3532301. TOOTHPASTE MACLEAN'S (LARGE SIZE)	DOZ.	RAW	575.00	575.00	575.00	0.00	0.00
		KAR	1080.00	1080.00	1080.00	0.00	0.00
3532302. TOOTHPASTE FARHAN'S (STD. SIZE)	DOZ.	KAR	492.00	492.00	492.00	0.00	0.00

Contd.

## 7.10 Intercity Wholesale Prices of Selected Commodities

Group/Commodity/Item Specification	Unit	City	Prices (Rs.)			% Change in April, 2019 Over	
			Apr., 2019	Mar., 2019	Apr., 2018	Mar., 2019	Apr., 2018
3532303. TALC SAMSOL/SWISS MISS (STD.SIZE)	DOZ.	RAW	565.00	565.00	565.00	0.00	0.00
		KAR	1092.00	1092.00	1092.00	0.00	0.00
3532304. PONDS COLD CREAM (MED SIZE.)	DOZ.	LAH	1270.00	1270.00	1270.00	0.00	0.00
		RAW	1325.00	1325.00	1125.00	0.00	17.78
		KAR	1248.00	1248.00	1248.00	0.00	0.00
3532305. PONDS VANISHING CREAM (MED SIZE)	DOZ.	LAH	2450.00	2450.00	2450.00	0.00	0.00
		RAW	1325.00	1325.00	1125.00	0.00	17.78
		KAR	1009.00	1009.00	1009.00	0.00	0.00
3532306. ADMIRAL SHAVING CREAM (MED.SIZE)	DOZ.	LAH	810.00	810.00	756.00	0.00	7.14
		RAW	790.00	790.00	710.00	0.00	11.27
		KAR	750.00	750.00	750.00	0.00	0.00
3532307. HAIR BRYL CREAM (MED. SIZE).	DOZ.	RAW	1410.00	1410.00	1165.00	0.00	21.03
		KAR	1560.00	1560.00	1560.00	0.00	0.00
3532308. JOHNSON'S BABY POWDER/MOTHER CARE	DOZ.	KAR	1380.00	1380.00	1380.00	0.00	0.00
3532309. SUN SILK SHAMPOO LOCAL 10 ML.	DOZ.	RAW	51.00	51.00	51.00	0.00	0.00
		KAR	55.00	55.00	55.00	0.00	0.00
<b>085. Auto Tyres</b>							
3611101. AUTO TYRE GEN/SUZ/ALTO/MEHRAN	EACH	LAH	2700.00	2700.00	2700.00	0.00	0.00
		RAW	2975.00	2825.00	2475.00	5.31	20.20
		KAR	3000.00	3000.00	2525.00	0.00	18.81
3611201. MOTOR CYCLE TYRE YAMAHA-100	EACH	LAH	1210.00	1210.00	1210.00	0.00	0.00
		RAW	1065.00	1065.00	975.00	0.00	9.23
		KAR	1000.00	1000.00	810.00	0.00	23.46
3611202. MOTOR CYCLE TYRE HONDA CD-70	EACH	LAH	860.00	860.00	860.00	0.00	0.00
		RAW	1050.00	1050.00	975.00	0.00	7.69
		KAR	1200.00	1200.00	745.00	0.00	61.07
3611203. MOTOR CYCLE TYRE SUZUKI 80 CC.	EACH	LAH	960.00	960.00	960.00	0.00	0.00
		RAW	1010.00	1010.00	955.00	0.00	5.76
		KAR	1200.00	1200.00	1025.00	0.00	17.07
3611204. CYCLE TYRE SERVIS ( 28x1/2")	EACH	LAH	280.00	280.00	250.00	0.00	12.00
		KAR	235.00	235.00	190.00	0.00	23.68
3611205. CYCLE TYRE DIAMOND ( 28x1/2")	EACH	LAH	300.00	300.00	275.00	0.00	9.09
		RAW	310.00	310.00	287.50	0.00	7.83
		KAR	265.00	265.00	207.50	0.00	27.71
3611401. AUTO TUBE GEN/SUZ/ALTO/MEHRAN	EACH	LAH	300.00	300.00	270.00	0.00	11.11
		RAW	362.50	345.00	295.00	5.07	22.88
		KAR	420.00	420.00	305.00	0.00	37.70
3611402. MOTOR CYCLE TUBE YAMAHA-100	EACH	LAH	200.00	200.00	185.00	0.00	8.11
		RAW	265.00	265.00	215.00	0.00	23.26
		KAR	210.00	210.00	167.50	0.00	25.37
3611403. MOTOR CYCLE TUBE HONDA CD-70	EACH	LAH	190.00	190.00	175.00	0.00	8.57
		RAW	265.00	265.00	215.00	0.00	23.26
		KAR	240.00	240.00	159.00	0.00	50.94
3611404. MOTOR CYCLE TUBE SUZUKI 80 CC.	EACH	LAH	195.00	195.00	195.00	0.00	0.00
		KAR	210.00	210.00	172.50	0.00	21.74
3611405. CYCLE TUBES SERVIS ( 28x1/2)	EACH	LAH	105.00	105.00	105.00	0.00	0.00
		KAR	150.00	150.00	99.00	0.00	51.52
3611406. CYCLE TUBES DIAMOND ( 28x1/2)	EACH	LAH	110.00	110.00	110.00	0.00	0.00
		RAW	115.00	115.00	105.00	0.00	9.52
		KAR	142.50	142.50	96.50	0.00	47.67
<b>086. Plastic Products</b>							
3694001. WATER COOLER 9 LTR.	EACH	LAH	625.00	625.00	625.00	0.00	0.00
		KAR	465.00	465.00	465.00	0.00	0.00
		PSH	520.00	520.00	400.00	0.00	30.00
		QTA	525.00	525.00	525.00	0.00	0.00
3694002. BUCKET MED. SIZE	EACH	LAH	300.00	300.00	300.00	0.00	0.00
		GUJ	225.00	225.00	225.00	0.00	0.00
		GJT	220.00	220.00	220.00	0.00	0.00

Contd.

## 7.10 Intercity Wholesale Prices of Selected Commodities

Group/Commodity/Item Specification	Unit	City	Prices (Rs.)			% Change in April, 2019 Over	
			Apr., 2019	Mar., 2019	Apr., 2018	Mar., 2019	Apr., 2018
		KAR	290.00	290.00	290.00	0.00	0.00
		PSH	350.00	350.00	350.00	0.00	0.00
		QTA	270.00	270.00	270.00	0.00	0.00
3694003. DINNER SET PLASTIC 42/48/52 PIECES	EACH	LAH	2150.00	1975.00	1975.00	8.86	8.86
		RAW	6200.00	6200.00	6000.00	0.00	3.33
		MUL	3500.00	3500.00	3000.00	0.00	16.67
		KAR	2400.00	2400.00	2400.00	0.00	0.00
		PSH	2300.00	2300.00	2100.00	0.00	9.52
		MNG	3100.00	3100.00	3000.00	0.00	3.33
3694004. HOT POT PLASTIC 3 PIECES	EACH	LAH	1650.00	1550.00	1550.00	6.45	6.45
		SKT	1000.00	1000.00	1000.00	0.00	0.00
		KAR	975.00	975.00	975.00	0.00	0.00
		PSH	1250.00	1250.00	930.00	0.00	34.41
		QTA	1000.00	1000.00	1000.00	0.00	0.00
3694005. THERMOS STARVAC 1 LTR.	EACH	LAH	625.00	625.00	525.00	0.00	19.05
		GUJ	400.00	400.00	400.00	0.00	0.00
		KAR	525.00	525.00	525.00	0.00	0.00
		QTA	500.00	500.00	500.00	0.00	0.00
087. Glass sheets							
3711401. PL. GLASS SHEET 3 MM ABOVE 1 SQ.M	SQ.MTR.	LAH	465.00	465.00	385.00	0.00	20.78
		RAW	390.00	390.00	390.00	0.00	0.00
		KAR	740.00	740.00	710.00	0.00	4.23
		PSH	1830.00	1830.00	1306.00	0.00	40.12
3711402. FIG.GLASS SHEET ABOVE 1 SQ.M	SQ.MTR.	LAH	320.00	320.00	315.00	0.00	1.59
		RAW	340.00	340.00	340.00	0.00	0.00
		KAR	877.50	877.50	850.00	0.00	3.24
		PSH	861.00	861.00	860.00	0.00	0.12
088. Other Glass Articles							
3719101. JAR 4 LTR. LOCAL/FANCY/SILKY	DOZ.	RAW	1375.00	1375.00	1275.00	0.00	7.84
		KAR	810.00	810.00	810.00	0.00	0.00
3719301. TUMBLER 200 ML. FANCY (OMROC)	DOZ.	RAW	540.00	540.00	490.00	0.00	10.20
		KAR	870.00	870.00	870.00	0.00	0.00
3719302. JUG DIAMOND 1.2 LTR. FANCY (OMROC)	DOZ.	LAH	1775.00	1775.00	1775.00	0.00	0.00
		RAW	2175.00	2175.00	2025.00	0.00	7.41
		KAR	2450.00	2450.00	2450.00	0.00	0.00
3719303. TEA CUP SAUCER WHITE	DOZ.	LAH	725.00	725.00	725.00	0.00	0.00
		RAW	1275.00	1275.00	1125.00	0.00	13.33
		KAR	735.00	735.00	735.00	0.00	0.00
089. Ceramics & Sanitary Fixture							
3721001. EUROPEAN W/C (02/03) STD WHITE	EACH	LAH	1900.00	1900.00	1600.00	0.00	18.75
		RAW	1425.00	1425.00	1275.00	0.00	11.76
		GJT	1400.00	1400.00	1400.00	0.00	0.00
		KAR	2125.00	2125.00	2125.00	0.00	0.00
		PSH	4100.00	4100.00	4100.00	0.00	0.00
3721002. EUROPEAN W.C. (02/03)STD COLOUR	EACH	LAH	1850.00	1850.00	1700.00	0.00	8.82
		RAW	1525.00	1525.00	1375.00	0.00	10.91
		GJT	1600.00	1600.00	1600.00	0.00	0.00
		KAR	2275.00	2275.00	2275.00	0.00	0.00
3721003. ASIAN W.C. WHITE 18/22"	EACH	LAH	2000.00	2000.00	1850.00	0.00	8.11
		RAW	1525.00	1525.00	1375.00	0.00	10.91
		GJT	1200.00	1200.00	1200.00	0.00	0.00
		KAR	1150.00	1075.00	1075.00	6.98	6.98
		PSH	1160.00	1160.00	900.00	0.00	28.89
3721004. ASIAN W.C. WHITE 15/22"	EACH	LAH	1500.00	1500.00	1250.00	0.00	20.00
		RAW	1375.00	1375.00	1275.00	0.00	7.84
		GJT	1000.00	1000.00	1000.00	0.00	0.00
		KAR	1075.00	1025.00	1025.00	4.88	4.88
		PSH	920.00	920.00	920.00	0.00	0.00

Contd.

## 7.10 Intercity Wholesale Prices of Selected Commodities

Group/Commodity/Item Specification	Unit	City	Prices (Rs.)			% Change in April, 2019 Over			
			Apr., 2019	Mar., 2019	Apr., 2018	Mar., 2019	Apr., 2018		
3721005. ASIAN W.C. COLOURED 18/22"	EACH	LAH	1950.00	1950.00	1850.00	0.00	5.41		
		RAW	1675.00	1675.00	1575.00	0.00	6.35		
		GUJ	1800.00	1800.00	1800.00	0.00	0.00		
		GJT	1450.00	1450.00	1450.00	0.00	0.00		
		KAR	1250.00	1125.00	1125.00	11.11	11.11		
3721006. ASIAN W.C. COLOURED 15/22"	EACH	PSH	1160.00	1160.00	950.00	0.00	22.11		
		LAH	1550.00	1550.00	1350.00	0.00	14.81		
		RAW	1525.00	1525.00	1375.00	0.00	10.91		
		GUJ	1700.00	1700.00	1700.00	0.00	0.00		
		GJT	1250.00	1250.00	1250.00	0.00	0.00		
3721007. WASH BASIN 50 CM WHITE STD.	EACH	KAR	1125.00	1025.00	1025.00	9.76	9.76		
		PSH	1160.00	1160.00	970.00	0.00	19.59		
		LAH	1700.00	1700.00	1450.00	0.00	17.24		
		RAW	1475.00	1475.00	1375.00	0.00	7.27		
		GJT	1350.00	1350.00	1350.00	0.00	0.00		
3721008. WASH BASIN 50 CM LIGHT COLOUR	EACH	KAR	1550.00	1450.00	1450.00	6.90	6.90		
		PSH	1900.00	1900.00	1850.00	0.00	2.70		
		LAH	1700.00	1700.00	1450.00	0.00	17.24		
		RAW	1575.00	1575.00	1462.50	0.00	7.69		
		GJT	1150.00	1150.00	1150.00	0.00	0.00		
3721009. SINK STAINLESS STEEL(KIT.)MED.SIZE	EACH	KAR	1750.00	1650.00	1650.00	6.06	6.06		
		PSH	2000.00	2000.00	1950.00	0.00	2.56		
		LAH	2100.00	2100.00	1850.00	0.00	13.51		
		RAW	2850.00	2850.00	2675.00	0.00	6.54		
		GUJ	1400.00	1400.00	1400.00	0.00	0.00		
090. Bricks, Blocks & Tiles	1000	KAR	2100.00	1925.00	1725.00	9.09	21.74		
		PSH	1700.00	1700.00	1700.00	0.00	0.00		
		LAH	8400.00	8500.00	8350.00	-1.18	0.60		
		RAW	10625.00	10625.00	9600.00	0.00	10.68		
		GJT	8000.00	8000.00	8000.00	0.00	0.00		
3732001. BRICKS	1000	KSR	7900.00	8000.00	8000.00	-1.25	-1.25		
		HYD	5500.00	5500.00	5000.00	0.00	10.00		
		SKR	6000.00	6000.00	5800.00	0.00	3.45		
		PSH	8500.00	9000.00	8000.00	-5.56	6.25		
		BNU	5900.00	5900.00	6200.00	0.00	-4.84		
		QTA	6250.00	6250.00	6250.00	0.00	0.00		
		KAR	20500.00	20500.00	20500.00	0.00	0.00		
		3732002. CEMENT BLOCKS	1000	LAH	675.00	675.00	675.00	0.00	0.00
				RAW	510.00	510.00	490.00	0.00	4.08
				MUL	800.00	800.00	800.00	0.00	0.00
3732003. TILES PLAIN WHITE 8 X 10"	SQ.MTR	KAR	612.50	612.50	612.50	0.00	0.00		
		LAH	775.00	775.00	775.00	0.00	0.00		
		RAW	610.00	610.00	590.00	0.00	3.39		
		MUL	850.00	850.00	850.00	0.00	0.00		
3732004. TILES PLAIN COLOURED 8 X 10"	SQ.MTR	KAR	690.00	690.00	690.00	0.00	0.00		
		LAH	775.00	775.00	775.00	0.00	0.00		
		RAW	610.00	610.00	590.00	0.00	3.39		
091. Cement	MT.	MUL	850.00	850.00	850.00	0.00	0.00		
		KAR	8460.00	8460.00	8460.00	0.00	0.00		
		LAH	18350.00	18350.00	18350.00	0.00	0.00		
		RAW	22100.00	22100.00	20350.00	0.00	8.60		
		KAR	18900.00	18900.00	18900.00	0.00	0.00		
		SKR	18750.00	18750.00	18750.00	0.00	0.00		
		KAR	12600.00	12600.00	11860.00	0.00	6.24		
		LAH	9800.00	9800.00	8884.00	0.00	10.31		
		KAR	12300.00	12300.00	11460.00	0.00	7.33		
		RAW	9550.00	9900.00	9375.00	-3.54	1.87		
092. Bed Foam	EACH	LAH	5000.00	5000.00	4300.00	0.00	16.28		
		RAW	5000.00	5000.00	4300.00	0.00	16.28		

Contd.

## 7.10 Intercity Wholesale Prices of Selected Commodities

Group/Commodity/Item Specification	Unit	City	Prices (Rs.)			% Change in April, 2019 Over	
			Apr., 2019	Mar., 2019	Apr., 2018	Mar., 2019	Apr., 2018
		RAW	5450.00	5450.00	5450.00	0.00	0.00
		GUJ	3000.00	3000.00	3000.00	0.00	0.00
		KAR	2900.00	2900.00	2900.00	0.00	0.00
		QTA	3200.00	3200.00	3200.00	0.00	0.00
3815002. BED FOAM COMMANDER 6.5" X 6" X5"	EACH	LAH	6700.00	6700.00	6100.00	0.00	9.84
		FAS	8700.00	8700.00	7700.00	0.00	12.99
		RAW	8500.00	8500.00	8400.00	0.00	1.19
		GJT	7600.00	7600.00	7600.00	0.00	0.00
		KAR	7000.00	7000.00	7000.00	0.00	0.00
		HYD	8750.00	8750.00	8750.00	0.00	0.00
093. Matches							
3899801. MATCHES (70-75 STICKS) 10 BOXES	PACKET	LAH	12.00	12.00	12.00	0.00	0.00
		RAW	9.40	9.40	9.40	0.00	0.00
		KAR	15.00	15.00	15.00	0.00	0.00
		SKR	18.00	18.00	18.00	0.00	0.00
		PSH	16.70	16.70	16.20	0.00	3.09
<u>5. Metal Product, Machinery &amp; Equipment</u>							
094. Pig Iron							
4111101. PIG IRON	MT.	KAR	40000.00	40000.00	40000.00	0.00	0.00
095. Steel Bar & Sheets							
4126101. M.S. ROUND BAR 1/4"	MT.	LAH	91500.00	90500.00	83000.00	1.10	10.24
		RAW	100500.00	92500.00	90250.00	8.65	11.36
		KAR	95500.00	93000.00	85000.00	2.69	12.35
		HYD	98000.00	93000.00	90000.00	5.38	8.89
		PSH	100000.00	95000.00	88000.00	5.26	13.64
		QTA	94000.00	90000.00	86000.00	4.44	9.30
4126102. M.S. ROUND BAR 3/8"	MT.	LAH	92000.00	91000.00	83500.00	1.10	10.18
		RAW	99500.00	91500.00	90250.00	8.74	10.25
		KAR	95500.00	93000.00	85000.00	2.69	12.35
		HYD	98000.00	93000.00	90000.00	5.38	8.89
		PSH	100000.00	95000.00	88000.00	5.26	13.64
		QTA	99000.00	95000.00	91000.00	4.21	8.79
4126103. M.S. ROUND BAR 1/2"	MT.	LAH	91500.00	90500.00	83250.00	1.10	9.91
		RAW	99500.00	91500.00	89500.00	8.74	11.17
		KAR	95500.00	93000.00	85000.00	2.69	12.35
		HYD	98000.00	93000.00	90000.00	5.38	8.89
		PSH	96500.00	88000.00	87000.00	9.66	10.92
		QTA	98000.00	94000.00	90000.00	4.26	8.89
4126104. M.S. ROUND BAR 1"	MT.	LAH	91500.00	90500.00	83200.00	1.10	9.98
		RAW	98500.00	90500.00	88500.00	8.84	11.30
		KAR	95500.00	93000.00	85000.00	2.69	12.35
		PSH	98000.00	92500.00	87000.00	5.95	12.64
4126105. M.S. RIBBED BAR 1/2" TO 1"	MT.	LAH	92000.00	91000.00	84200.00	1.10	9.26
		RAW	96500.00	89000.00	88750.00	8.43	8.73
		KAR	95250.00	93000.00	86000.00	2.42	10.76
4126106. M.S. RIBBED BAR 3/8"	MT.	LAH	90000.00	89000.00	84200.00	1.12	6.89
		RAW	96500.00	89000.00	88250.00	8.43	9.35
		KAR	95250.00	93000.00	86000.00	2.42	10.76
4126107. G.P. SHEET CUTTING JAPAN 24-30 BG	MT.	LAH	125000.00	125000.00	105000.00	0.00	19.05
		RAW	99500.00	95000.00	95500.00	4.74	4.19
		KAR	134000.00	130000.00	88600.00	3.08	51.24
		PSH	150000.00	145000.00	130000.00	3.45	15.38
4126108. G.S. SHEET 24 G. GALV.	MT.	LAH	135000.00	135000.00	115000.00	0.00	17.39
		RAW	99500.00	95000.00	95500.00	4.74	4.19
		KAR	136000.00	132000.00	89200.00	3.03	52.47
		PSH	155000.00	150000.00	130000.00	3.33	19.23
096. Pipe Fittings							
4129201. TEE 1/2"	DOZ.	LAH	550.00	550.00	425.00	0.00	29.41

Contd.



## 7.10 Intercity Wholesale Prices of Selected Commodities

Group/Commodity/Item Specification	Unit	City	Prices (Rs.)			% Change in April, 2019 Over	
			Apr., 2019	Mar., 2019	Apr., 2018	Mar., 2019	Apr., 2018
		RAW	490.00	440.00	387.50	11.36	26.45
		KAR	445.00	415.00	415.00	7.23	7.23
		QTA	360.00	360.00	360.00	0.00	0.00
4129202. TEE 3/4"	DOZ.	LAH	670.00	670.00	530.00	0.00	26.42
		RAW	665.00	575.00	512.50	15.65	29.76
		KAR	560.00	540.00	540.00	3.70	3.70
		QTA	360.00	360.00	360.00	0.00	0.00
4129203. SOCKET 1/2"	DOZ.	LAH	325.00	325.00	275.00	0.00	18.18
		RAW	465.00	412.50	337.50	12.73	37.78
		KAR	280.00	246.00	246.00	13.82	13.82
		QTA	240.00	240.00	240.00	0.00	0.00
4129204. SOCKET 3/4"	DOZ.	LAH	430.00	430.00	365.00	0.00	17.81
		RAW	540.00	487.50	412.50	10.77	30.91
		KAR	330.00	310.00	310.00	6.45	6.45
		QTA	360.00	360.00	360.00	0.00	0.00
4129205. UNION 1/2"	DOZ.	LAH	920.00	920.00	792.00	0.00	16.16
		RAW	885.00	835.00	712.50	5.99	24.21
		KAR	865.00	812.00	812.00	6.53	6.53
		QTA	720.00	720.00	720.00	0.00	0.00
4129206. UNION 3/4"	DOZ.	LAH	1120.00	1120.00	900.00	0.00	24.44
		RAW	965.00	890.00	787.50	8.43	22.54
		KAR	1125.00	1032.50	1032.50	8.96	8.96
4129207. BAND 1/2"	DOZ.	LAH	580.00	580.00	470.00	0.00	23.40
		RAW	840.00	787.50	687.50	6.67	22.18
		KAR	720.00	641.00	641.00	12.32	12.32
		QTA	480.00	480.00	480.00	0.00	0.00
4129208. BAND 3/4"	DOZ.	LAH	700.00	700.00	590.00	0.00	18.64
		RAW	885.00	812.50	712.50	8.92	24.21
		KAR	1000.00	960.00	960.00	4.17	4.17
		QTA	480.00	480.00	480.00	0.00	0.00
4129209. ELBOW GALV CHINA 1/2"	DOZ.	LAH	380.00	380.00	310.00	0.00	22.58
		RAW	565.00	490.00	412.50	15.31	36.97
		KAR	285.00	265.00	265.00	7.55	7.55
		QTA	300.00	300.00	300.00	0.00	0.00
4129210. ELBOW GALV CHINA 3/4"	DOZ.	LAH	480.00	480.00	380.00	0.00	26.32
		RAW	635.00	562.50	462.50	12.89	37.30
		KAR	420.00	402.00	402.00	4.48	4.48
		QTA	420.00	420.00	420.00	0.00	0.00
097. Steel Products							
4291201. STAINLESS STEEL DEGCHI MED. SIZE	EACH	LAH	600.00	600.00	600.00	0.00	0.00
		GJT	450.00	450.00	450.00	0.00	0.00
		KAR	775.00	725.00	625.00	6.90	24.00
4291202. STAINLESS STEEL TABLE SPOON SUP.	EACH	LAH	350.00	350.00	350.00	0.00	0.00
		GJT	175.00	175.00	175.00	0.00	0.00
		KAR	420.00	420.00	260.00	0.00	61.54
4291203. STAINLESS STEEL PLATE LIGHT	DOZ.	LAH	756.00	756.00	756.00	0.00	0.00
		GJT	500.00	500.00	500.00	0.00	0.00
		KAR	780.00	780.00	780.00	0.00	0.00
4291204. PRESSURE COOKER 4 LTR.	EACH	LAH	1500.00	1500.00	1440.00	0.00	4.17
		GUJ	1650.00	1650.00	1100.00	0.00	50.00
		SKT	1200.00	1200.00	1200.00	0.00	0.00
		KAR	1800.00	1800.00	1625.00	0.00	10.77
4291401. NEW TREET BLADE ORDINARY	1000	RAW	3050.00	3050.00	2575.00	0.00	18.45
		KAR	2700.00	2700.00	2700.00	0.00	0.00
4291402. TREET SAFETY RAZOR	DOZ.	LAH	1180.00	1180.00	1180.00	0.00	0.00
		KAR	1764.00	1764.00	1764.00	0.00	0.00

Contd.

## 7.10 Intercity Wholesale Prices of Selected Commodities

Group/Commodity/Item Specification	Unit	City	Prices (Rs.)			% Change in April, 2019 Over	
			Apr., 2019	Mar., 2019	Apr., 2018	Mar., 2019	Apr., 2018
4291403. GILLET SAFETY RAZOR	DOZ.	LAH	540.00	540.00	430.00	0.00	25.58
		RAW	517.50	517.50	427.50	0.00	21.05
		KAR	420.00	420.00	420.00	0.00	0.00
098. Engines & Motors							
4321901. HOLLOW S.MOTOR 326 UP-4.40 HP 46	EACH	LAH	155000.00	155000.00	155000.00	0.00	0.00
099. Vacuum Pumps							
4323001. MULTISTAGE C.PUMPS(PCM 80-3 15 H)	EACH	LAH	83000.00	83000.00	83000.00	0.00	0.00
4323002. MULTISTAGE C.PUMPS PCM 80-5 25 H)	EACH	LAH	117000.00	117000.00	117000.00	0.00	0.00
100. Air Conditioners							
4391201. PEL AIR CONDITONER 1.5 TON	EACH	LAH	42000.00	42000.00	39000.00	0.00	7.69
		RAW	41500.00	41500.00	36250.00	0.00	14.48
		KAR	45500.00	40500.00	40500.00	12.35	12.35
4391202. WAVES AIR CONDITIONER 1.5 TON.	EACH	LAH	46000.00	46000.00	44000.00	0.00	4.55
		RAW	44500.00	44500.00	37750.00	0.00	17.88
		GJT	45000.00	45000.00	45000.00	0.00	0.00
		KAR	45000.00	40000.00	40000.00	12.50	12.50
		HYD	41900.00	41900.00	41900.00	0.00	0.00
QTA	41500.00	41500.00	41500.00	0.00	0.00		
101. Cultivators							
4411201. CULTIVATOR (ORDINARY) 9 TIMES	EACH	GUJ	38000.00	38000.00	38000.00	0.00	0.00
4411202. CULTIVATOR (SPECIAL) 11 TIMES	EACH	GUJ	50000.00	50000.00	50000.00	0.00	0.00
102. Chuff Cutter							
4412301. CHUFF CUTTER	EACH	FAS	7200.00	7200.00	7200.00	0.00	0.00
103. Tractors							
4414101. TRACTOR MF-240	EACH	LAH	808500.00	808500.00	716625.00	0.00	12.82
4414102. TRACTOR MF-385	EACH	LAH	1260000.00	1260000.00	1126860.00	0.00	11.82
104. Lathe Machines							
4421301. LATHE MACHINE 3' (PAK MADINA)	EACH	LAH	115000.00	115000.00	94750.00	0.00	21.37
4421302. LATHE MACHINE 4.5' (PAK MADINA)	EACH	LAH	125000.00	125000.00	101750.00	0.00	22.85
4421303. LATHE MACHINE 6.5' (PAK MADINA)	EACH	LAH	160000.00	160000.00	122750.00	0.00	30.35
4421304. LATHE MACHINE 10' (PAK MADINA)	EACH	LAH	340000.00	340000.00	260000.00	0.00	30.77
105. Concrete Mixture							
4444001. CONC.MIXER 7 NTR. 12HP. STAR.ENG	EACH	LAH	140000.00	140000.00	140000.00	0.00	0.00
4444002. CONC.MIXER 17 NTR. 24HP. STAR.ENG	EACH	LAH	210000.00	210000.00	210000.00	0.00	0.00
106. Fridge,WashM,SewM,Fans,Iron							
4481101. DAWLANCE 10 CFT. DOUBLE DOOR	EACH	LAH	30000.00	30000.00	28000.00	0.00	7.14
		RAW	28750.00	28750.00	26400.00	0.00	8.90
		KAR	32000.00	32000.00	32000.00	0.00	0.00
4481201. WASHING MACHINE NAT. PAK S.F.	EACH	LAH	9000.00	9000.00	8000.00	0.00	12.50
		GUJ	5000.00	5000.00	5000.00	0.00	0.00
		KAR	7250.00	7250.00	5450.00	0.00	33.03
		QTA	5550.00	5550.00	5550.00	0.00	0.00
		LAH	11500.00	11500.00	11000.00	0.00	4.55
4481202. WASHING MACHINE SINGER S.F.	EACH	RAW	10750.00	10750.00	9900.00	0.00	8.59
		KAR	12000.00	12000.00	12000.00	0.00	0.00
		LAH	10500.00	10500.00	10000.00	0.00	5.00
4481203. WASHING MACHINE DAWLANCE	EACH	FAS	9500.00	9500.00	8800.00	0.00	7.95
		GUJ	9400.00	9400.00	9400.00	0.00	0.00
		GJT	9400.00	9400.00	9400.00	0.00	0.00
		KAR	9500.00	9500.00	6200.00	0.00	53.23
		HYD	9800.00	9800.00	9000.00	0.00	8.89
4481204. WASHING MACHINE SUPER ASIA	EACH	LAH	9500.00	9500.00	9000.00	0.00	5.56
		FAS	10000.00	10000.00	9500.00	0.00	5.26
		KAR	10000.00	10000.00	7900.00	0.00	26.58
		HYD	7800.00	7800.00	7500.00	0.00	4.00
4481401. SEWING MACHINE SINGER B.B. H.O	EACH	LAH	7200.00	7200.00	6400.00	0.00	12.50
		KAR	6500.00	6500.00	6500.00	0.00	0.00

Contd.

## 7.10 Intercity Wholesale Prices of Selected Commodities

Group/Commodity/Item Specification	Unit	City	Prices (Rs.)			% Change in April, 2019 Over	
			Apr., 2019	Mar., 2019	Apr., 2018	Mar., 2019	Apr., 2018
4481402. SINGER ZIG ZAG MACHINE	EACH	LAH	16500.00	16500.00	16500.00	0.00	0.00
		KAR	12800.00	12800.00	12800.00	0.00	0.00
4481403. SEWING MACHINE SALIKA	EACH	LAH	6000.00	6000.00	4500.00	0.00	33.33
		KAR	6200.00	6200.00	6200.00	0.00	0.00
4481501. CEILING FAN MILLAT 48"	EACH	LAH	2837.50	2637.50	2637.50	7.58	7.58
		KAR	3500.00	3200.00	3150.00	9.38	11.11
4481502. CEILING FAN PAK 48"	EACH	LAH	2725.00	2525.00	2525.00	7.92	7.92
		GUJ	2400.00	2400.00	2400.00	0.00	0.00
		KAR	4000.00	3700.00	3480.00	8.11	14.94
4481503. CEILING FAN NATIONAL 56"	EACH	LAH	2775.00	2525.00	2525.00	9.90	9.90
		GUJ	2150.00	2150.00	2150.00	0.00	0.00
		GJT	2300.00	2300.00	2300.00	0.00	0.00
		KAR	2850.00	2550.00	2550.00	11.76	11.76
		HYD	3000.00	2500.00	2500.00	20.00	20.00
4481504. CEILING FAN YOUNIS 56"	EACH	LAH	2900.00	2637.50	2637.50	9.95	9.95
		FAS	3300.00	3300.00	3000.00	0.00	10.00
		GUJ	2350.00	2350.00	2350.00	0.00	0.00
		KAR	3800.00	3540.00	3540.00	7.34	7.34
		PSH	2650.00	2650.00	2650.00	0.00	0.00
		QTA	3200.00	3200.00	3200.00	0.00	0.00
4481505. PADESTAL FAN MILLAT 20"	EACH	KAR	3800.00	3600.00	3600.00	5.56	5.56
4481506. PADESTAL FAN PAK 20"	EACH	LAH	4350.00	4000.00	4000.00	8.75	8.75
		GJT	3800.00	3800.00	3800.00	0.00	0.00
		KAR	6000.00	5850.00	5850.00	2.56	2.56
		PSH	4300.00	4300.00	4300.00	0.00	0.00
4481507. EXHAUST FAN CLIMAX 12"	EACH	LAH	2025.00	1900.00	1900.00	6.58	6.58
		GUJ	1900.00	1900.00	1900.00	0.00	0.00
4481508. EXHAUST FAN MILLAT 12"	EACH	KAR	2000.00	1800.00	1800.00	11.11	11.11
4481509. EXHAUST FAN PAK. NATIONAL 12"	EACH	LAH	1775.00	1650.00	1650.00	7.58	7.58
		GUJ	1350.00	1350.00	1350.00	0.00	0.00
		GJT	1800.00	1800.00	1800.00	0.00	0.00
		KAR	1900.00	1700.00	1700.00	11.76	11.76
4481601. IRON NATIONAL PAK AUTOMATIC	EACH	LAH	1000.00	1000.00	700.00	0.00	42.86
		GUJ	850.00	850.00	850.00	0.00	0.00
		KAR	600.00	525.00	525.00	14.29	14.29
		PSH	1400.00	1200.00	1000.00	16.67	40.00
4481602. IRON PHILIPS HD 1120/R	EACH	LAH	2500.00	2500.00	1800.00	0.00	38.89
		GUJ	2080.00	2080.00	2080.00	0.00	0.00
		KAR	1550.00	1360.00	1360.00	13.97	13.97
107. Electric Wires							
4634001. FLEXIBLE WIRE 2999-14 0076	90 MTR.	LAH	775.00	775.00	775.00	0.00	0.00
		MUL	1100.00	1100.00	1100.00	0.00	0.00
		KAR	1110.00	1070.00	1070.00	3.74	3.74
		PSH	950.00	900.00	900.00	5.56	5.56
		QTA	505.00	505.00	505.00	0.00	0.00
4634002. PVC WIRE SINGLE CORE	90 MTR.	LAH	925.00	925.00	925.00	0.00	0.00
		MUL	1280.00	1280.00	1280.00	0.00	0.00
		KAR	1110.00	1070.00	1070.00	3.74	3.74
		PSH	980.00	950.00	950.00	3.16	3.16
		QTA	600.00	600.00	600.00	0.00	0.00
108. Lighting Equipments							
4653101. PHILIPS TL. LAMP 40 W.	EACH	GUJ	92.00	92.00	92.00	0.00	0.00
		GJT	104.00	104.00	104.00	0.00	0.00
		KAR	105.00	105.00	105.00	0.00	0.00
		PSH	97.50	97.50	97.50	0.00	0.00
		QTA	90.00	90.00	90.00	0.00	0.00

Contd.

## 7.10 Intercity Wholesale Prices of Selected Commodities

Group/Commodity/Item Specification	Unit	City	Prices (Rs.)			% Change in April, 2019 Over	
			Apr., 2019	Mar., 2019	Apr., 2018	Mar., 2019	Apr., 2018
4653102. PHILIPS ELECTRIC BULB 100W(GLS)	100 BUL	LAH	3000.00	3000.00	3000.00	0.00	0.00
		RAW	3350.00	3350.00	3250.00	0.00	3.08
		KAR	3000.00	2800.00	2800.00	7.14	7.14
		PSH	2700.00	2700.00	2700.00	0.00	0.00
4653103. PHILIPS ENERGY SAVER 14 W (GLS)	EACH	LAH	145.00	145.00	145.00	0.00	0.00
		RAW	139.00	139.00	139.00	0.00	0.00
		KAR	160.00	155.00	155.00	3.23	3.23
		PSH	180.00	170.00	170.00	5.88	5.88
		QTA	172.00	172.00	172.00	0.00	0.00
<b>109. Radio &amp; Television</b>							
4731201. RADIO 3-5 BAND (CHINA BRAND)	EACH	LAH	175.00	175.00	175.00	0.00	0.00
		RAW	287.50	287.50	287.50	0.00	0.00
		KAR	500.00	425.00	425.00	17.65	17.65
4731301. PHILIPS COLOUR TV. 14"	EACH	LAH	8150.00	8150.00	8150.00	0.00	0.00
		RAW	8250.00	8250.00	8250.00	0.00	0.00
		KAR	8400.00	8400.00	8400.00	0.00	0.00
4731302. L.G.COLOUR TV. 14"	EACH	LAH	8100.00	8100.00	8100.00	0.00	0.00
		RAW	7900.00	7900.00	7900.00	0.00	0.00
		KAR	8150.00	8150.00	8150.00	0.00	0.00
4731303. SONY COLOUR TV 14"	EACH	LAH	13000.00	13000.00	13000.00	0.00	0.00
		RAW	10250.00	10250.00	10250.00	0.00	0.00
		KAR	8000.00	8000.00	8000.00	0.00	0.00
4731304. PANASONIC COLOUR TV 14"	EACH	RAW	9250.00	9250.00	9250.00	0.00	0.00
		KAR	7750.00	7750.00	7750.00	0.00	0.00
		LAH	11000.00	11000.00	11000.00	0.00	0.00
4731305. PHILIPS COLOUR TV. 20"	EACH	RAW	13900.00	13900.00	13900.00	0.00	0.00
		KAR	12750.00	12750.00	12750.00	0.00	0.00
		LAH	13400.00	13400.00	13400.00	0.00	0.00
4731306. L.G.COLOUR TV. 20"	EACH	RAW	12250.00	12250.00	12250.00	0.00	0.00
		KAR	13000.00	13000.00	13000.00	0.00	0.00
		LAH	14700.00	14700.00	14700.00	0.00	0.00
4731307. L.G. COLOUR TV. 21"	EACH	RAW	12250.00	12250.00	12250.00	0.00	0.00
		KAR	16100.00	16100.00	16100.00	0.00	0.00
		LAH	18800.00	18800.00	18800.00	0.00	0.00
4731308. SONY COLOUR TV 20"	EACH	RAW	17100.00	17100.00	17100.00	0.00	0.00
		KAR	17200.00	17200.00	17200.00	0.00	0.00
		LAH	18800.00	18800.00	18800.00	0.00	0.00
<b>110. Motor Vehicles</b>							
4911301. CAR SUZUKI MEHRAN 800CC SB308R VX	EACH	KAR	799000.00	789000.00	709000.00	1.27	12.69
4911302. SUZUKI CULTUS 1000CC SF410 VXR M PE	EACH	KAR	1440000.00	1410000.00	1270000.00	2.13	13.39
4911303. SUZUKI RAVI 800 CC PICKUP(ST 308R)	EACH	KAR	796000.00	776000.00	726000.00	2.58	9.64
4911304. CAR TOYOTA 1300 CC XLI	EACH	KAR	2109000.00	2069000.00	1894000.00	1.93	11.35
4911305. CAR HONDA CIVIC 1800CC(ivTEC MANUAL)	EACH	LAH	3199000.00	2814000.00	2511000.00	13.68	27.40
4911306. ISUZU BUS CHASIS MT 112 K	EACH	KAR	3325000.00	3325000.00	3325000.00	0.00	0.00
4911401. ISUZU TRUCK CHASIS FTR 12 K	EACH	KAR	3850000.00	3850000.00	3850000.00	0.00	0.00
<b>111. Motorcycles</b>							
4991201. MOTOR CYCLE YB-100ROYAL YAMAHA	EACH	KAR	75375.00	75375.00	75375.00	0.00	0.00
4991202. MOTOR CYCLE CD-70 HONDA	EACH	KAR	70500.00	69500.00	63500.00	1.44	11.02
4991203. MOTOR CYCLE PAK HERO 70 CC.	EACH	LAH	49000.00	49000.00	42000.00	0.00	16.67
		MUL	42000.00	42000.00	42000.00	0.00	0.00
		KAR	47000.00	47000.00	46000.00	0.00	2.17
4991204. MOTOR CYCLE SUPER ASIA 70 CC.	EACH	LAH	49500.00	49500.00	42500.00	0.00	16.47
		MUL	45000.00	45000.00	45000.00	0.00	0.00
		KAR	42500.00	42500.00	42500.00	0.00	0.00
		HYD	46500.00	46500.00	43000.00	0.00	8.14
4991205. MOTOR CYCLE SUZUKI STD 110CC.	EACH	KAR	158000.00	155000.00	93400.00	1.94	69.16
<b>112. Bicycles</b>							
4992101. BICYCLE PECO FOR GENTS POPULAR	EACH	LAH	5000.00	5000.00	5000.00	0.00	0.00
4992102. BICYCLE PECO FOR BMX SHAHEEN	EACH	LAH	3500.00	3500.00	3500.00	0.00	0.00
4992103. BICYCLE SOHRAB SUPER	EACH	LAH	7500.00	7500.00	6450.00	0.00	16.28
		KAR	6900.00	6900.00	6900.00	0.00	0.00
4992104. BICYCLE SOHRAB VIP STUDENT	EACH	LAH	7400.00	7400.00	6300.00	0.00	17.46
		KAR	5900.00	5900.00	5900.00	0.00	0.00

### 7.11 Intercity Consumer Prices April, 2019

Description	Unit	Rawalpindi	Islamabad	Attock	Jhelum	Lahore	Sahiwal	Gujranwala
WHEAT	10 KG.	362.50	362.50	347.50	362.50	347.50	343.75	362.50
WHEAT FLOUR FINE/SUPERIOR.	KG.	55.58	56.81	43.00	48.00	50.00	42.00	40.00
WHEAT FLOUR AVG. QLTY	KG.	39.33	39.38	38.25	38.25	40.00	37.00	38.00
WHEAT FLOUR BAG	10 KG.	393.33	393.75	382.50	382.50	392.50	370.00	380.00
MAIDA	KG.	55.58	58.38	49.00	60.00	58.00	50.00	50.00
SUJI	KG.	59.33	61.13	49.00	60.00	60.00	50.00	50.00
BESAN AV. QLTY.	KG.	134.58	141.88	122.50	130.00	127.68	125.00	110.00
RICE BASMATI SUP. QLTY.	KG.	170.63	176.88	165.00	152.50	141.79	155.00	130.00
RICE BASMATI 385/386	KG.	137.08	145.00	95.00	112.50	99.29	77.50	80.00
RICE BASMATI BROKEN AV.QLTY	KG.	89.17	96.88	87.50	85.00	71.43	80.00	70.00
RICE IRRI-6 (SINDH/PUNJAB)	KG.	65.63	66.25	65.00	75.00	53.00	55.00	60.00
VERMICELLI	KG.	104.17	103.13	92.50	100.00	127.50	80.00	90.00
BREAD PLAIN MEDIUM SIZE	EACH	45.00	45.00	50.00	47.50	45.00	45.00	45.00
RUSK (PAPAY)	KG.	285.00	305.00	200.00	255.00	232.50	235.00	160.00
BISCUITS-PACKED	PKT	40.00	40.00	40.00	40.00	40.00	40.00	35.00
BISCUIT-BAKERY (LOOSE)	250 GM	129.17	137.50	77.50	115.00	102.50	117.50	110.00
CORNFLAKS FAUJI 225 GM.	PKT	211.50	211.50	211.50	211.50	193.50	193.50	216.00
SAMOSA (VEGATABLE)	EACH	16.25	17.88	15.00	12.75	20.00	15.00	15.00
PASTRY AV.QLTY.	EACH	39.58	39.38	37.50	42.50	37.50	32.50	40.00
PATTIES (VEGATABLES)	EACH	28.96	31.25	23.50	30.00	35.00	30.00	20.00
NIMCO	250 GM	82.50	91.25	67.50	70.00	77.86	92.50	50.00
CHIPS	250 GM	93.33	95.00	67.50	82.50	77.32	90.00	65.00
BEEF WITH BONE AV.QLTY.	KG	455.00	481.25	347.50	381.25	396.43	350.00	375.00
MUTTON AV.QLTY.	KG	950.00	955.63	862.50	868.75	869.64	700.00	800.00
CHICKEN FARM BROILER (LIVE)	KG	172.00	183.44	210.00	177.50	176.00	188.00	180.00
FISH-RAHU MEDIUM SIZE	KG	300.83	357.50	275.00	310.00	364.29	290.00	312.50
MILK FRESH (UNBOILED)	LTR.	100.83	102.50	82.50	85.00	78.29	70.00	90.00
CURD	KG.	112.50	116.25	100.00	87.50	92.50	80.00	100.00
MILK TETRA PACK 1/2 LTR.	PKT.	70.00	70.00	70.00	70.00	70.00	65.00	65.00
LACTOGEN 400 GRAMS	PKT.	500.00	500.00	500.00	500.00	500.00	500.00	460.00
POWDER MILK NIDO 400GM.	PKT	410.26	410.26	410.26	410.26	410.00	410.25	410.26
MILK POWDER LOOSE/PACKED	KG.	568.33	600.00	590.00	500.00	504.29	500.00	420.00
BUTTER LOCAL PACKED	50 GM.	28.00	28.00	28.00	72.50	35.00	40.00	35.00
EGGS FARM	DOZ	75.00	82.81	80.00	80.00	76.00	80.00	77.50
MUSTARD OIL AV.QLTY.	KG.	241.67	246.25	245.00	210.00	189.64	177.50	170.00
COOKING OIL (DALDA)	2.5LTR	545.00	545.00	545.00	545.00	520.00	535.00	520.00
COOKING OIL (PAKWAN) OTHER BRAND SPECIFY	2.5 LTR	425.00	435.00	475.00	455.00	490.00	433.33	450.00
VEGETABLE GHEE TIN	2.5KG.	515.00	515.00	515.00	515.00	520.00	505.00	520.00
VEGETABLE GHEE (LOOSE)	KG.	161.88	162.19	160.00	165.00	158.00	199.00	155.00
DATES AV.QLTY.	KG.	241.25	248.75	210.00	210.00	197.86	200.00	165.00
PISTACHIO AV.QLTY.	50 GM.	168.75	182.50	165.00	180.00	147.86	162.50	155.00
ALMONDS WHOLE AV.QLTY.	KG.	930.83	983.13	775.00	712.50	916.07	675.00	562.50
COCONUT DRY AV.QLTY.	KG.	492.50	536.25	390.00	480.00	462.50	412.50	370.00
RAISINS AV.QLTY.	50 GM.	30.79	31.25	25.50	22.50	30.71	24.50	25.00
GROUNDNUTS (WITH SHELL)	KG.	238.33	270.63	210.00	300.00	307.14	237.50	280.00
MALTA/MOSAMBI	DOZ	260.00	278.57	250.00	210.00	270.71	200.00	120.00
KINNU	DOZ	222.50	247.50	125.00	195.00	259.29	200.00	75.00
APPLE	KG	144.17	151.25	125.00	145.00	197.86	175.00	145.00
ALOO BUKHARA	KG	0.00	0.00	0.00	0.00	0.00	0.00	0.00
POMEGRANATE (ANNAR)	KG	0.00	0.00	0.00	0.00	0.00	0.00	0.00
GRAPES	KG	0.00	0.00	0.00	0.00	0.00	0.00	0.00
BANANAS	DOZ	130.83	153.13	120.00	110.00	117.86	75.00	95.00
MANGO KALMI	KG	0.00	0.00	0.00	0.00	0.00	0.00	0.00
GUAVA	KG	105.83	128.75	95.00	75.00	87.86	55.00	90.00
WATERMELON (TURBOOZ)	KG	0.00	0.00	110.00	0.00	77.86	85.00	20.00
MUSKMELON (KHARBOOZA)	KG	85.83	102.50	95.00	75.00	97.86	90.00	75.00
SWEETMELON (GARMA)	KG	0.00	0.00	0.00	0.00	0.00	0.00	0.00
PULSE MASOOR (WHOLE)	KG.	111.67	128.75	102.50	120.00	135.71	92.50	120.00
PULSE MASOOR (WASHED)	KG.	119.17	133.75	102.50	125.00	133.93	95.00	150.00
PULSE MOONG (WASHED)	KG.	148.75	156.88	135.00	155.00	137.86	147.50	140.00
PULSE MASH (WASHED)	KG.	155.42	162.50	145.00	165.00	157.14	165.00	155.00

Contd.

### 7.11 Intercity Consumer Prices April, 2019

Description	Unit	Rawalpindi	Islamabad	Attock	Jehlum	Lahore	Sahiwal	Gujranwala
PULSE GRAM	KG.	136.67	143.13	122.50	130.00	121.43	122.50	110.00
GRAM WHOLE BLACK AV QLTY.	KG.	132.50	140.00	122.50	135.00	118.93	117.50	110.00
GRAM WHOLE YELLOW AV.QLTY	KG.	141.67	163.13	135.00	155.00	176.43	155.00	150.00
BEANS (LAL LOBIA)	KG.	188.75	188.75	165.00	190.00	160.71	175.00	150.00
POTATOES	KG	30.00	33.75	20.00	20.00	23.93	11.00	18.75
ONION	KG	49.17	58.13	50.00	40.00	43.93	40.00	40.00
TURNIP	KG	0.00	0.00	0.00	0.00	0.00	0.00	0.00
RADISH	KG	0.00	0.00	0.00	0.00	0.00	0.00	0.00
TOMATOES	KG	106.67	120.00	70.00	95.00	87.14	72.50	80.00
CABBAGE	KG	47.92	51.25	50.00	55.00	49.64	35.00	40.00
CAULIFLOWER	KG	55.83	61.25	40.00	55.00	57.14	60.00	47.50
BRINJAL	KG	0.00	0.00	0.00	0.00	0.00	0.00	0.00
PUMPKIN	KG	0.00	0.00	0.00	0.00	0.00	0.00	0.00
BOTTLEGOURD	KG	70.00	85.00	85.00	75.00	85.36	72.50	80.00
LADY FINGER	KG	0.00	0.00	0.00	0.00	0.00	0.00	0.00
PEAS	KG	68.33	77.50	40.00	55.00	60.00	60.00	75.00
SPINACH	KG	21.67	27.50	27.50	25.00	38.93	13.50	30.00
TINDA	KG	86.67	95.00	50.00	55.00	237.86	200.00	240.00
TURAI	KG	0.00	0.00	0.00	0.00	0.00	0.00	0.00
KARAILA	KG	0.00	0.00	0.00	0.00	0.00	0.00	0.00
ARVI	KG	0.00	0.00	0.00	0.00	0.00	0.00	0.00
CHILLIES GREEN	KG	125.00	141.25	80.00	145.00	107.86	70.00	80.00
CARROT	KG	57.50	62.50	40.00	45.00	43.93	17.50	40.00
CUCUMBER (KHEERA)	KG	55.83	57.50	40.00	35.00	58.21	35.00	40.00
LEMON	250GM	65.83	73.75	47.50	55.00	43.93	22.50	30.00
SUGAR REFINED	KG.	66.00	70.13	66.50	69.00	65.14	67.50	65.00
GUR AV.QLTY	KG.	93.33	105.63	92.50	100.00	105.71	95.00	95.00
HONEY LANGANESE 500 GM.	BOTTLE	1282.50	1418.75	1185.00	1387.50	950.00	1220.00	840.00
MILO 200 GM.	BOTTLE	280.83	285.00	275.00	285.00	280.00	290.00	243.33
CUSTARD POWDER RAFHAN 300 GM.	PKT	85.00	85.00	85.00	85.00	85.00	85.00	80.00
TOFFEE (HILAL)	EACH	2.00	2.00	2.00	2.00	2.00	1.50	1.00
CHOWKELATE CANDY (SMALL SIZE)	EACH	5.00	5.00	5.00	5.00	5.00	5.00	5.00
SWEETMEAT (MIXED)	KG	427.08	460.00	350.00	410.00	437.50	427.50	360.00
ICE CREAM WALLS	CUP.	50.00	50.00	50.00	50.00	45.00	50.00	45.00
ICE	KG	20.00	20.00	15.00	20.00	17.50	10.00	10.00
JAM AHMED/MITCHELLES	BOTTLE	160.00	160.00	160.00	160.00	140.00	155.00	140.00
SQUASH-MITCHELLES	BOTTLE	185.00	185.00	185.00	185.00	185.00	180.00	175.00
ROOH AFZA	BOTTLE	200.00	200.00	200.00	200.00	200.00	200.00	200.00
JAM-E-SHIREEN	BOTTLE	210.00	210.00	210.00	210.00	210.00	210.00	210.00
SAUNF	50 GM	26.25	27.00	21.00	27.50	20.00	16.50	20.00
CINAMON LOOSE AV. QLTY	50 GM.	31.00	29.50	31.00	37.50	30.00	32.50	25.00
CUMINSEED WHITE NATIONAL	50 GM.	75.00	73.75	75.00	75.00	70.00	70.00	70.00
PEPPER BLACK NATIONAL	50 GM.	110.00	110.00	110.00	110.00	110.00	110.00	110.00
CLOVES LOOSE AV.QLTY	50 GM.	99.17	101.25	92.50	115.00	93.93	95.00	120.00
CARDAMOM LARGE LOOSE AV.QLTY	50 GM.	152.50	158.13	182.50	155.00	117.86	112.50	100.00
CARDAMOM SMALL AV.QLTY	50 GM.	195.42	192.50	175.00	195.00	175.00	170.00	195.00
SALT-POWDERED (LAHOR) LOOSE	KG.	12.00	12.00	13.50	15.00	20.00	10.00	15.00
SALT POWDERED (NATIONAL/SHAN)	PKT	30.00	30.00	30.00	30.00	30.00	30.00	30.00
CHILLIES POWD.NATIONAL 200GM	PKT	150.00	150.00	150.00	150.00	150.00	150.00	150.00
CHILLIES POWDER LOOS	KG.	355.00	397.50	370.00	390.00	327.86	295.00	320.00
CORRIANDER SEED POWD.NATIONAL	PKT	130.00	130.00	130.00	130.00	130.00	104.00	105.00
CORRIANDER SEED (LOOSE)	KG.	281.67	282.50	255.00	277.50	229.29	225.00	240.00
TURMERIC POWD.NATIONAL 50GM	PKT.	40.00	40.00	40.00	40.00	40.00	40.00	35.00
CURRY POWD. NATIONAL 200 GM	PKT.	87.00	87.00	87.00	87.00	88.00	87.00	87.00
TOMATO KETCHUP AHMED/MITCHL	BOTTLE	125.00	125.00	125.00	125.00	95.00	100.00	100.00
PICKLES AHMED/MITCHELLES	BOTTLE	140.00	140.00	140.00	135.00	120.00	120.00	120.00
VINEGAR SYNTHETIC (SIRKA)	BOTTLE	120.00	120.00	95.00	120.00	90.00	90.00	100.00
GARLIC	KG	221.67	235.00	220.00	200.00	190.36	237.50	160.00
GINGER	KG	255.00	286.25	220.00	210.00	227.86	237.50	200.00
TAPAL DANEDAR TEA 200GM PACKET	PKT	200.00	200.00	200.00	200.00	200.00	200.00	200.00
TEA LIPTON YELLOW LABEL 200GM.	PKT.	221.05	221.05	221.05	221.05	222.00	221.05	221.05

Contd.

### 7.11 Intercity Consumer Prices April, 2019

Description	Unit	Rawalpindi	Islamabad	Attock	Jehlum	Lahore	Sahiwal	Gujranwala
TEA LOOSE KENYA AV.QLTY 250GM.	PKT.	200.00	200.00	210.00	195.00	166.43	182.50	180.00
COFFEE-NESCAFE 75 GM. **	BOTTLE	400.00	400.00	380.00	455.00	370.00	400.00	380.00
COLD DRINK (STANDARD SIZ)	BOTTLE	30.00	30.00	30.00	30.00	20.00	25.00	25.00
FRUIT JUICE TETRA PACK	PKT.	20.00	20.00	17.50	20.00	20.00	20.00	20.00
MINERAL WATER NESTLE 1.5 LTR	BOTTLE	57.50	57.50	55.00	57.50	53.00	54.00	55.00
CIGARETTES K-2 10'S **	PKT	60.00	60.00	60.00	60.00	60.00	60.00	60.00
CIGARETTES CAPSTAN 10'S **	PKT	60.00	60.00	60.00	60.00	60.00	60.00	60.00
CIGARETTES GOLD LEAF 20'S	PKT	150.00	150.00	150.00	150.00	150.00	150.00	150.00
CIGARETTES MORVEN GOLD 20'S	PKT	60.00	60.00	60.00	60.00	60.00	60.00	60.00
BETEL LEAVES	50GM.	162.50	170.00	155.00	135.00	130.00	120.00	130.00
BETEL NUTS	KG.	1083.33	1187.50	850.00	750.00	750.00	700.00	750.00
LONG CLOTH 57" GUL AHMED/AL-KARAM	METER	221.67	245.00	235.00	290.00	295.00	387.50	180.00
SHIRTING AV.QLTY.	METER	220.00	225.63	215.00	255.00	165.00	345.00	200.00
PANT CLOTH W & WEAR AV.QLTY	METER	547.08	530.00	530.00	485.00	389.29	636.25	345.00
LAWN PRINTED GUL AHMED/AL-KARAM	METER	273.33	307.50	282.50	325.00	337.50	450.00	245.00
GEORGETTE AV.QLTY	METER	166.67	175.00	172.50	165.00	145.00	177.50	175.00
LINEN AV.QLTY ***	METER	173.33	182.50	175.00	175.00	173.93	265.00	125.00
HEAVY WT SUITING LAWERNCPUR AVG QLTY	METER	2020.83	2050.00	2025.00	2050.00	1582.14	1425.00	1050.00
HEAVY WT SUITING LAWERNCPUR SUP QLTY	METER	2545.83	2550.00	2550.00	2550.00	2450.00	1625.00	2350.00
TROPICAL SUITING LAW.PUR	METER	1950.00	1950.00	1950.00	1950.00	1550.00	1325.00	925.00
PANT BOY 24"/26" LENGTH.	EACH	598.33	637.50	612.50	675.00	381.79	897.50	737.50
SHIRT BOY 24"/26" LENGTH	EACH	439.58	446.88	490.00	575.00	363.57	862.50	487.50
SCHOOL UNI. PANT,SHIRT BOYS	SUIT	646.67	693.13	575.00	605.00	728.57	775.00	1000.00
SCHOOL UNI. KAMEEZ,SHAL.BOYS	SUIT	615.83	680.00	565.00	510.00	574.64	575.00	925.00
SCHOOL UNI. KAMEEZ,SHAL.GIRL	SUIT	593.75	646.25	525.00	485.00	610.71	525.00	925.00
FROCK W/WEAR GIRLS	EACH	2425.00	2487.50	2450.00	1325.00	1135.71	1450.00	1000.00
AWAMI-SUIT W & W(BOY) 24"/26	SUIT	2087.50	2137.50	2050.00	1650.00	1078.57	1740.00	1175.00
AWAMI-SUIT W&W (GENTS)AV.QLTY	SUIT	2012.50	2093.75	2100.00	2050.00	1178.57	1987.50	1250.00
PULLOVER GENTS OXFORD/BON.	EACH	3650.00	3650.00	3650.00	3625.00	3290.00	3780.00	3000.00
PULLOVER LADIES OXFORD/BON.	EACH	3650.00	3650.00	3650.00	3625.00	3470.00	3380.00	2950.00
PULLOVER (GENTS) OTHERS A. QTY	EACH	1375.00	1400.00	1275.00	1162.50	1050.00	1150.00	550.00
SECOND-HAND COAT FOR MEN	EACH	722.50	500.00	525.00	525.00	733.33	450.00	600.00
SECONDHAND SWEETER FOR MEN DUP QLTY	EACH	450.00	0.00	375.00	225.00	591.67	325.00	600.00
SECONDHAND WINTER JACKET	EACH	766.67	0.00	625.00	575.00	733.33	425.00	650.00
UNDERWEAR AV.QLTY MEDIUM SIZE	EACH	248.75	252.50	210.00	195.00	180.71	187.50	125.00
VEST FOR MEN AV.QLTY.	EACH	260.00	260.00	190.00	195.00	166.07	190.00	125.00
VEST/SHAMEEZ (WOMEN) AVG. QLTY	EACH	235.00	233.75	230.00	165.00	228.57	212.50	142.50
SOCKS NYLON (PAKISTANI)	PAIR	130.00	140.00	90.00	87.50	115.00	102.50	110.00
BRASSIER AV.QLTY.	EACH	284.17	305.00	255.00	145.00	187.86	245.00	165.00
BRASSIER SUP QLTY	EACH	820.83	887.50	775.00	345.00	1064.29	500.00	380.00
DOPATTA GEORGETTE AV.QLTY.	EACH	367.50	381.88	362.50	325.00	317.86	375.00	287.50
DOPATTA COTTON AV GLTY	EACH	366.67	381.88	362.50	237.50	205.36	275.00	195.00
CHADDAR (W/WEAR) (2x2.5 MTR)	EACH	550.00	562.50	525.00	475.00	423.21	375.00	387.50
LUNGI/DHOTI(COTTON) AVG. QLTY	EACH	506.67	528.13	512.50	240.00	250.71	375.00	212.50
HANDKERCHIEF AVG. QLTY PAK	EACH	44.17	47.50	42.50	35.00	38.21	50.00	50.00
HANDKERCHIEF SUP. QLTY PAK	EACH	66.67	74.38	60.00	55.00	85.00	90.00	75.00
GLOVES AV QLTY	PAIR	155.00	162.50	155.00	155.00	101.43	230.00	105.00
AZARBAND COTTON AVG. QLTY	EACH	22.50	22.50	17.50	25.00	21.96	20.00	25.00
SEWING THREAD/REEL(ASLI PARI)	EACH	9.00	9.00	7.50	10.00	7.00	8.00	6.00
WASHING CHARGES PAINT & SHIRT	SUIT	94.58	105.00	110.00	175.00	101.43	165.00	170.00
DRY CLEANING SUIT COAT PANT	SUIT	612.50	700.00	335.00	475.00	448.21	550.00	475.00
WASHING CH. (KAMIZ-SHALWAR)	PAIR	92.92	94.38	75.00	105.00	71.43	90.00	125.00
TAILORING SHIRT	EACH	568.75	800.00	475.00	675.00	607.14	500.00	500.00
TAILORING CHARGES PANT (MEN)	EACH	1041.67	1237.50	750.00	1300.00	807.14	925.00	600.00
TAILORING COAT-PANT SUIT	SUIT	3983.33	6187.50	4100.00	4750.00	5071.43	5000.00	3250.00
TAILORING AWAMI-SUIT (MALE)	SUIT	841.67	1012.50	637.50	800.00	739.29	775.00	600.00
TAILORING SUIT FEMALE	SUIT	754.17	950.00	575.00	662.50	689.29	650.00	500.00
GENTS SHOES PAUL BATA	PAIR	1199.00	1199.00	1199.00	1199.00	1299.00	1199.00	1199.00
GENTS SANDAL BATA	PAIR	699.00	699.00	699.00	699.00	699.00	699.00	699.00
GENTS SPOUNG CHAPPAL BATA	PAIR	199.00	199.00	199.00	199.00	199.00	199.00	199.00
LADIES SANDAL BATA	PAIR	599.00	599.00	599.00	599.00	599.00	599.00	599.00

Contd.

### 7.11 Intercity Consumer Prices April, 2019

Description	Unit	Rawalpindi	Islamabad	Attock	Jehlum	Lahore	Sahiwal	Gujranwala
LADIES SPOUNG CHAPPAL BATA	PAIR	199.00	199.00	199.00	199.00	199.00	199.00	199.00
CHILD SHOE POWER LITE BATA	PAIR	699.00	699.00	699.00	699.00	699.00	699.00	699.00
GENTS SHOE, ART 1109 SERVICE	PAIR	999.00	999.00	999.00	999.00	999.00	999.00	999.00
NYLON JOGGER 27 SIZE 2-5 ***	PAIR	1399.00	1399.00	1399.00	1399.00	1399.00	1399.00	1399.00
CHINA FOOT WEAR AV. QLTY (MALE) *	PAIR	1116.67	1175.00	1125.00	1075.00	839.29	625.00	500.00
CHINA FOOT WEAR AV. QLTY (FEMALE) *	PAIR	1037.50	1137.50	1025.00	925.00	730.36	550.00	450.00
CHINA FOOT WEAR AV. QLTY (CHILDREN) *	PAIR	933.33	950.00	825.00	925.00	528.57	437.50	400.00
SHOE REPAIR HALF SOLE	PAIR	146.25	152.50	145.00	135.00	106.43	160.00	120.00
SHOES POLISH CHARGES AVERAGE SHOP	PAIR	27.50	28.75	27.50	25.00	30.00	30.00	20.00
HOUSE RENT (combined)	MONTH	17260.00	55309.00	4602.00	7684.00	13946.00	9428.00	6671.00
rent 2	pm	17260.00	55309.00	4602.00	7684.00	13946.00	9428.00	6671.00
RENT3	PM	17260.00	55309.00	4602.00	7684.00	13946.00	9428.00	6671.00
RENT4	PM	17260.00	55309.00	4602.00	7684.00	13946.00	9428.00	6671.00
RENT5	PM	17260.00	55309.00	4602.00	7684.00	13946.00	9428.00	6671.00
RENT6	PM	17260.00	55309.00	4602.00	7684.00	13946.00	9428.00	6671.00
SYNTHETIC ENEMAL ROBIALAC BALTI 3.64 LTR.	EACH	2425.00	2437.50	2425.00	2325.00	2450.00	2366.00	1700.00
SYNTHETIC ENEMAL ICI BALTI 3.64 LTR.	EACH	2525.00	2528.75	2525.00	2525.00	2450.00	2970.00	2350.00
CEMENT (LOCAL) SPECIFY BRAND NAME	BAG	580.00	585.00	550.00	575.00	600.00	595.00	590.00
BRICKS (NEW) IST CLASS	P/1000	11750.00	12125.00	9850.00	8750.00	8650.00	6750.00	9250.00
CEMENT BLOCKS (6"x8"x12")	P/100	4200.00	0.00	2725.00	0.00	0.00	0.00	0.00
BAJREE	100CFT	5000.00	5000.00	5100.00	4100.00	7200.00	5650.00	6000.00
SAND (BLACK PIT SAND)	K100CFT	3050.00	3050.00	2100.00	2295.00	3150.00	2950.00	2500.00
TIMBER SHESHAM LOG IST QUALITY	cubmt.	89269.50	89166.13	89169.50	86521.00	123601.50	88275.00	51207.00
IRON BAR (M.S. BAR) 1/2"	P/TON	99500.00	99500.00	92250.00	95750.00	98500.00	97250.00	99500.00
CARPANTER WAGE RATE	P/DAY	1400.00	1400.00	1150.00	1100.00	1100.00	1000.00	950.00
MASON (RAJ) WAGE RATE	P/DAY	1400.00	1400.00	1150.00	1100.00	1150.00	1000.00	1450.00
UNSKILLED LABOUR WAGE RATE	P/DAY	850.00	850.00	700.00	750.00	850.00	600.00	800.00
PLUMBER WAGE RSTE	P/DAY	1400.00	1400.00	1150.00	1100.00	1050.00	0.00	800.00
ELECTICIAN WAGE RATE PER DAY **	P/DAY	0.00	0.00	0.00	0.00	1025.00	0.00	750.00
ELECTICIAN WAGE RATE PER POINT **	P/PNT	215.00	220.00	190.00	205.00	177.50	190.00	140.00
WATER CHARGES PER HOUSE	P/MONTH	161.50	98.00	120.00	100.00	325.00	70.00	100.00
ELECT.CHARGES UPTO 50 UNITS	P/UNIT	2.00	2.00	2.00	2.00	2.00	2.00	2.00
ELECT.CHARGES 01 - 100 UNIT	P/UNIT	6.22	6.22	6.22	6.22	6.22	6.22	6.22
ELECT.CHARGES 101 - 300 UNIT	P/UNIT	9.59	9.59	9.59	9.55	9.59	9.59	9.59
ELECT.CHARGES 301 - 1000 UNIT	P/UNIT	18.03	18.03	18.03	18.03	18.03	18.03	18.03
ELECT.CHARGES ABOVE 1000 UNIT	P/UNIT	21.13	21.13	21.13	21.13	21.13	21.13	21.13
ELEC	PM	11.39	11.39	11.39	11.39	11.39	11.39	11.39
GAS CHRg upto 3.3719 MMBUT	MMBTU	145.08	145.08	145.08	145.08	145.08	145.08	145.08
GAS CHRg 3.3719 - 6.7438 MMBUT	MMBTU	308.88	308.88	308.88	308.88	308.88	308.88	308.88
GAS CHRg 6.7438 - 10.1157 MMBUT	MMBTU	321.75	321.75	321.75	321.75	321.75	321.75	321.75
GAS CHRg10.1157 - 13.4876 MMBUT	MMBTU	1310.40	1310.40	1310.40	1310.40	1310.40	1310.40	1310.40
GAS	PM	1708.20	1708.20	1708.20	1708.20	1708.20	1708.20	1708.20
GAS	PM	758.86	758.86	758.86	758.86	758.86	758.86	758.86
KEROSENE OIL	LTR	138.33	138.75	132.50	121.00	130.00	125.00	130.00
FIREWOOD WHOLE	40 KG.	741.67	785.00	565.00	650.00	810.71	575.00	775.00
CHAIR SHESHAM WOOD WITH ARMS **	EACH	4991.67	5050.00	4100.00	4750.00	5892.86	3750.00	3100.00
CHAIR PLASTIC (CHAIRMAN) AVERAGE QUALITY	EACH	825.00	812.50	825.00	855.00	1450.00	775.00	800.00
TABLE SHESHAM WOOD (4X2X5") ***	EACH	8045.83	7925.00	6650.00	5750.00	15821.43	7450.00	11500.00
SOFASET WOODEN WITH FOAM SEAT **	SET	28750.00	31625.00	24500.00	20250.00	29000.00	24750.00	30000.00
COT IRON (WITH NIWAR)AV.QLTY.	EACH	2941.67	2950.00	2900.00	1975.00	3100.00	2400.00	2350.00
ALMIRAH (STEEL) 6'X3' 20 GUAGE	EACH	12750.00	12625.00	11750.00	11750.00	13642.86	12750.00	9300.00
DINNING TABLE 6 CHAIRS A.QLTY	SET	27625.00	28750.00	23000.00	27500.00	25500.00	34750.00	25000.00
SINGLE BED WITHOUT FOAM MED.	EACH	7150.00	7462.50	7250.00	7250.00	12500.00	14500.00	10000.00
MATRESS SINGLE(4" THICK)	EACH	6531.25	6500.00	6450.00	6050.00	6200.00	7000.00	6600.00
FARSHI DARI 12'X9' AV.QLTY	EACH	2300.00	2368.75	2250.00	1425.00	1607.14	1200.00	925.00
DARI COTTON (6'x2 1/2') AV.QL	EACH	1079.17	1081.25	975.00	487.50	525.00	1000.00	450.00
CARPET PLAIN AV. QLTY	SQFT.	31.00	31.00	29.00	37.50	37.50	36.50	40.00
QUILT (LIHAF) 3 KG. COTTON	EACH	1462.50	1418.75	1275.00	1050.00	1500.00	1500.00	1075.00
BLANKET (90" x 54")	EACH	4450.00	4550.00	4100.00	3225.00	5750.00	4250.00	3100.00
BEDSHEET SINGLE BED SUP.QLTY	EACH	672.92	687.50	625.00	487.50	775.00	600.00	525.00

Contd.



### 7.11 Intercity Consumer Prices April, 2019

Description	Unit	Rawalpindi	Islamabad	Attock	Jehlum	Lahore	Sahiwal	Gujranwala
BED SHEET DOUBLE WITH TWO PILLOW COVERS SUP QLTY	SET	1393.75	1425.00	1475.00	1225.00	1278.57	1075.00	1150.00
TOWEL(3'x2') AV. QALTY	EACH	440.42	450.00	410.00	312.50	375.00	450.00	175.00
CEILING FAN 48" SUPER QLTY **	EACH	3550.00	3576.25	3750.00	3275.00	3800.00	3300.00	2800.00
PEDESTAL FAN 22" SUPER QLTY	EACH	4183.33	4587.50	4550.00	5250.00	5400.00	5100.00	4500.00
REFG. DAWLENCE 10 CFT. D.DOOR	EACH	35750.00	35750.00	35750.00	36700.00	38900.00	35250.00	32000.00
D-FREEZER WAVES 8 CFT.	EACH	36300.00	36275.00	36300.00	36250.00	34000.00	31000.00	32000.00
AIRCONDITIONER 1.5 TON PEL	EACH	41000.00	41000.00	41000.00	42400.00	48000.00	42000.00	48000.00
SPLIT AIR CONDITIONER 1.5 TON (SPECIFY BRAND NAME)	EACH	51750.00	51812.50	51750.00	51890.00	55000.00	55000.00	48000.00
AIRCOOLER SUPER ASIA	EACH	13666.67	13583.33	13750.00	15250.00	19000.00	12000.00	17000.00
WASHING MACHINE SINGER	EACH	16000.00	16000.00	17000.00	16000.00	18000.00	17000.00	18500.00
SEWING MACHINE(SINGER)	EACH	8360.00	8360.00	8300.00	8360.00	8800.00	8800.00	8500.00
GIZER LARGE SIZE 30 GALLON CAPACITY SUP QLTY	EACH	25900.00	25900.00	25900.00	16250.00	22950.00	28000.00	15250.00
GAS BURNER DOUBLE SPFY.BRAND	EACH	2554.17	2762.50	2450.00	2100.00	2078.57	1450.00	1500.00
ELECT. IRON PHILIPS MDL.1120	EACH	2950.00	3025.00	2950.00	2550.00	3000.00	2800.00	2200.00
ELECTRIC JUICER FOR APPLE	EACH	9125.00	9987.50	9250.00	9700.00	15000.00	9250.00	4500.00
S.STEEL DEGHCHI MEDIUM SIZE ***	EACH	985.00	1010.00	925.00	710.00	733.93	500.00	1185.00
ALUMINIUM COOKING PAN (DEGCHI ) MED SIZE	EACH	914.58	960.00	825.00	690.00	664.29	600.00	900.00
NON STICK COOKING PAN (DEGCHI ) SUP. QLTY	EACH	1675.00	1762.50	1425.00	1425.00	1625.00	1375.00	1550.00
FRYING PAN STEEL AVG. QLTY MED. SIZE	EACH	746.67	750.00	725.00	410.00	630.36	575.00	575.00
TAWA IORN (MEDIUM SIZE) AVG. QLTY	EACH	434.79	389.38	365.00	325.00	605.36	550.00	412.50
S.STEEL PLATE A.QLTY.(M.SIZE)	EACH	116.25	115.00	115.00	82.50	85.36	77.50	110.00
TABLE SPOON S.STEEL SUP.QLTY.	DOZEN	556.67	565.00	540.00	525.00	412.50	500.00	575.00
WATER SET JUG+6 GLASSES (OMROC)	SET	495.00	504.38	475.00	475.00	730.36	675.00	400.00
TEA SET PAK. CHINAWARE 21 PCS.	SET	3458.33	3500.00	3100.00	3050.00	1750.00	3100.00	2000.00
DINNER SET PLASTIC 72 PIECES SUPERIOR QLTY	SET	7750.00	7925.00	7500.00	6100.00	7464.29	8000.00	5900.00
HOTPOT SET PLASTIC 3 PCS.	SET	1887.50	1925.00	1875.00	1725.00	2050.00	1375.00	1500.00
BUCKET(BALTI) PLASTIC MED.SIZ	EACH	314.17	342.50	290.00	362.50	478.57	275.00	295.00
LOTA PLASTIC (MED SIZE) AVERAGE QUALITY	EACH	79.79	93.13	75.00	72.50	75.00	75.00	50.00
PRESURE COOKER 4 LTR.	EACH	2125.00	2131.25	2125.00	2050.00	1900.00	1200.00	1780.00
WATER COOLER 9/10 LTR.PLASTIC ***	EACH	816.67	782.50	575.00	525.00	675.00	675.00	650.00
THERMOS STARVAC 1 LTR	EACH	665.83	696.88	625.00	610.00	807.14	662.50	650.00
BULB PHILIPS 100-WATTS	EACH	40.00	40.00	40.00	50.00	40.00	45.00	35.00
TUBE LIGHT PHILIPS 40 WATTS	EACH	175.00	175.00	175.00	170.00	120.00	177.50	120.00
ELECTRIC BLUBS "0" WATTE LOCAL	EACH	40.00	40.00	32.50	40.00	30.00	25.00	25.00
ELECTRIC BLUB ENERGY SAVER 14 WATTS	EACH	167.50	167.50	165.00	167.50	170.00	160.00	170.00
WASHING SOAP 250 GMS SPECIFY BRAND NAME	EACH	45.00	45.00	45.00	45.00	45.00	45.00	45.00
SURF EXCEL 400 GMS POLY BAG	EACH	120.00	120.00	120.00	120.00	150.00	120.00	150.00
WASHING POWDER 1000 GRM	EACH	199.00	199.00	199.00	199.00	190.00	199.00	190.00
WASHING POWDER (WHEEL/ BONUS) 100 GRAMS	EACH	113.00	113.00	113.00	113.00	95.00	95.00	95.00
CLEANSER POWDER VIM 1000 GM	PKT.	91.11	91.11	91.11	91.11	90.00	100.00	85.55
FINIS 500 ML	BOTTLE	250.00	250.00	250.00	250.00	287.50	262.50	200.00
PHNYLE TYPHONE/FINIS/CARRANITE 3 LITRES	BOTTLE	207.27	190.91	196.00	190.00	160.00	160.00	165.00
HARPIC	BOTTLE	190.00	190.00	190.00	190.00	190.00	190.00	190.00
BOOT POLISH CHERRY/KIWI 50ML	EACH	166.66	166.66	166.67	166.66	140.00	155.55	166.66
ROBIN BLUE (35 GRAMS)	PKT.	70.00	70.00	70.00	70.00	65.00	70.00	60.00
TISSU PAPER PERFUMED 100 PCS.	PKT	140.00	140.00	140.00	140.00	170.00	125.00	115.00
TOILET PAPER ROLL (R.PETEL)	P/ROLL	50.00	50.00	50.00	50.00	50.00	50.00	40.00
BOOT POLISH LIQUID CHEERY BLOSSOM KIWI 75 ML	BOTTLE	180.00	180.00	180.00	180.00	180.00	180.00	160.00
MATCH BOX SMALL	EACH	2.00	2.00	2.00	2.00	3.00	2.00	2.00
DRY CELL 1.5 VOLT(LOCAL)	EACH	37.50	37.50	30.00	42.50	40.00	40.00	25.00
HAND STITCHING NEEDLE M.SIZE	PACKET	10.00	10.00	7.75	9.00	7.50	10.00	5.00
SEWING MACHINE NEEDLE (SINGER)	EACH	10.00	9.13	9.00	10.00	10.00	11.00	6.00
HOUSEHOLD SERVANT FEMALE P/T	P/MNTH	2333.33	2487.50	1700.00	1900.00	2750.00	1500.00	1550.00
MARRIAGE HALL WITH FURNITURE	P/HEAD	174.17	191.25	155.00	145.00	192.86	150.00	115.00
SEPTRAN TABLETS	10TAB.	20.89	20.89	20.89	20.89	22.90	21.00	20.00
BRUFEN TABS 200-MG.	10TAB.	8.90	8.90	8.91	10.00	12.00	10.00	10.00
PANADOL TAB. EXTRA/PLAIN	10TAB.	13.23	13.23	13.23	13.23	13.00	13.00	13.00
DISPRIN TAB.	10TAB.	16.00	16.00	16.00	16.00	13.00	16.00	16.00
TRISIL TAB.	10 TAB	15.34	15.34	15.34	15.34	11.60	12.00	15.00
FLAGYL TAB. 200 MG.	10TAB.	10.00	10.00	10.00	10.00	10.00	16.00	10.00

Contd.

### 7.11 Intercity Consumer Prices April, 2019

Description	Unit	Rawalpindi	Islamabad	Attock	Jehlum	Lahore	Sahiwal	Gujranwala
VENTOLIN TAB. 2MG.	10TAB.	10.40	10.38	10.40	10.40	12.00	10.30	10.00
DAONIL TAB. 5 MG.	10TAB.	21.66	21.66	21.50	21.66	17.00	16.90	17.00
ENTOX TAB.	10TAB.	16.00	16.00	15.00	16.00	15.00	15.50	15.00
RENITEC TAB. 5 MG.	10TAB.	62.20	62.20	62.20	62.20	62.00	61.30	58.50
CAC. 1000 TAB	BOTTLE	153.04	153.04	153.04	153.04	153.00	153.00	133.08
AMOXIL CAPSOLE 250 MG.S	10CAP.	36.40	36.40	36.40	36.40	36.40	36.50	35.00
CALCIUM SYRUP SANDOZ	BOTTLE	64.00	64.00	64.00	64.00	64.00	64.00	64.00
LEDERPLEX SYRUP	BOTTLE	52.74	52.74	52.74	52.74	52.00	52.74	52.74
SANCOS SYRUP (50 ML.)	BOTTLE	27.50	27.50	27.50	27.50	30.00	30.00	30.00
PHENERGAN SYRUP 120 ML.	BOTTLE	42.25	42.25	42.25	42.25	42.25	42.25	35.35
CALPOL SYRUP 60 ML.	BOTTLE	30.73	30.73	30.73	30.73	28.39	30.73	30.60
HYDRYLLIN SYRUP 120 ML.	BOTTLE	69.00	69.00	69.00	69.00	69.00	69.00	69.00
POLYFAX EYE OINTMENT	TUBE	23.38	23.38	22.50	23.38	23.80	22.94	21.00
BETNESOL EYE DROPS	BOTTLE	34.60	34.60	34.60	34.60	34.60	35.00	33.89
EAR DROPS (CARDISPORINE) ***	BOTTLE	22.90	22.90	22.90	22.90	25.00	21.00	21.00
BETNOVATE-N OINTMENT 5 GMS	TUBE	16.68	16.68	16.68	16.68	16.65	16.67	16.67
BURNOL CREAM 30 GRM	TUBE	55.42	55.42	55.42	55.42	55.45	55.48	55.42
VICKS VAPORUB/BALM	BOTTLE	36.00	36.00	36.00	36.00	36.00	36.00	36.00
GLYCRINE SMALL BOTTLE	BOTTLE	35.00	35.00	35.00	32.50	35.00	50.00	20.00
JOUHAR JOSHANDA	PKT.	10.00	10.00	10.00	10.00	10.00	10.00	10.00
GALXOS-D (450 GRMS)	PKT.	157.50	157.50	157.50	168.75	157.50	157.50	157.50
GRIPE-WATER WOODWARDS	BOTTLE	66.44	66.44	66.44	66.44	60.00	60.00	60.00
SANIPLAST ONE PUTTY	EACH	2.00	2.00	2.00	2.00	2.00	1.57	2.00
O.R.S. (NIMCOL)	PKT.	18.00	18.00	18.00	18.00	18.00	18.00	18.00
DETTOL (MEDIUM)	BOTTLE	150.00	150.00	150.00	150.00	150.00	150.00	100.00
COTTON BANDAGE 2" - 4"	EACH	12.50	11.88	9.00	12.50	8.00	13.00	7.50
THERMOMETER CHINA	EACH	70.00	70.00	50.00	65.00	68.00	67.50	60.00
DOCTOR (MBBS) CLINIC FEE	P/PAT.	216.67	225.00	135.00	200.00	125.00	312.50	100.00
URINE TEST (DR) CHARGES	P/TEST	283.33	315.63	110.00	150.00	155.00	100.00	100.00
BLOOD TEST (CP) CHARGES	P/TEST	527.08	578.13	275.00	350.00	575.00	375.00	300.00
SUGAR TEST (RANDOM/FASTING BOTH) CHARGES	P/TEST	450.00	470.00	200.00	210.00	175.00	105.00	200.00
EKG CHARGES	P/TEST	412.50	475.00	250.00	250.00	325.00	312.50	200.00
X-RAY (CHEST) CHARGES	P/X-RAY	564.58	550.00	425.00	400.00	400.00	425.00	400.00
CAR SUZUKI 800 CC (W/O. A/C)	EACH	817750.00	817750.00	817750.00	817750.00	817750.00	817750.00	817750.00
CAR SUZUKI 1000 CC	EACH	1474150.00	1474150.00	1474150.00	1474150.00	1440000.00	1410000.00	1400000.00
CAR TOYOTA 1300 CC	EACH	2118500.00	2181000.00	2118500.00	2118500.00	2331000.00	2076000.00	1979000.00
CAR HONDA CIVIC	EACH	2861500.00	2861500.00	0.00	0.00	2861500.00	2824000.00	3005500.00
MOTORCYCLE HONDA CD-70.	EACH	70500.00	70500.00	70500.00	70500.00	69500.00	70500.00	70500.00
MOTORCYCLE YAMAHA 100CC.	EACH	79300.00	79300.00	79300.00	79300.00	79300.00	79300.00	79300.00
MOTOR CYCLE HERO 70 CC	EACH	47250.00	47250.00	46500.00	47000.00	49000.00	49000.00	44000.00
BICYCLE WITH TYRES & TUBES	EACH	8883.33	8925.00	8900.00	9250.00	8000.00	8375.00	8000.00
TYRE CAR WITH TUBE GENERAL	EACH	3400.00	3381.25	3425.00	3175.00	3000.00	3150.00	3300.00
TYRE MOTOR CYCLE WITHOUT TUBE	EACH	1275.00	1275.00	1250.00	1325.00	1200.00	1200.00	1250.00
TYRE CYCLE SPECIFY BRAND NAME	EACH	435.42	423.75	410.00	465.00	360.00	375.00	350.00
TYRE CAR W/O TUBE	EACH	3408.33	3325.00	3425.00	3175.00	2850.00	2800.00	3000.00
PETROL SUPER	LITRE	98.89	98.89	98.89	98.89	98.89	98.89	98.89
HIGH SPEED DIESEL HSD	LITRE	117.43	117.43	117.43	117.43	117.43	117.43	117.43
CNG	K.G.	80.02	81.41	80.84	82.98	78.90	78.89	79.95
GAS CYLINDER STAND. SIZE	EACH	1422.50	1421.88	1460.00	1400.00	1182.50	1200.00	1210.00
MOTOR CYCLE SERVICE CHARGES	EACH	325.00	325.00	290.00	350.00	275.00	187.50	280.00
CAR SERVICE CHARGES	EACH	375.00	375.00	325.00	425.00	400.00	300.00	250.00
TYRE PUNCTURE CHARGES	EACH	110.00	110.00	85.00	90.00	100.00	75.00	80.00
CYCLE OVERHAULING CHARGES	EACH	933.33	950.00	625.00	475.00	319.64	325.00	200.00
CAR TAX FOR 800CC TO 1300CC	YEARLY	2650.00	432.00	2650.00	2650.00	2650.00	2650.00	2650.00
TRAIN FARE ECO. 1-100 KM.	P/KM.	2.05	2.05	2.05	2.05	2.05	2.05	2.05
TRAIN FARE ECO. 101-500 KM.	P/KM.	1.36	1.36	1.36	1.36	1.36	1.36	1.36
TRAIN FARE ECO. > 500 KM.	P/KM.	0.98	0.98	0.98	0.98	0.98	0.98	0.98
TRAIN FARE IST SLP. 1-100KM	P/KM.	3.00	3.00	3.00	3.00	3.00	3.00	3.00
TRAIN FARE IST SLP.101-500 KM	P/KM.	2.45	2.45	2.45	2.45	2.45	2.45	2.45
TRAIN FARE IST SLP. > 500 KM	P/KM.	1.57	1.57	1.57	1.57	1.57	1.57	1.57
TRAIN FARE A/C SLP. 1-100KM.	P/KM	6.20	6.20	6.20	6.20	6.20	6.20	6.20

Contd.

### 7.11 Intercity Consumer Prices April, 2019

Description	Unit	Rawalpindi	Islamabad	Attock	Jehlum	Lahore	Sahiwal	Gujranwala
TRAIN FARE A/C SLP.101-500KM	P/KM.	5.54	5.54	5.54	5.54	5.54	5.54	5.54
TRAIN FARE A/C SLP > 500KM.	P/KM	4.10	4.10	4.10	4.10	4.10	4.10	4.10
PLATFORM TICKET	EACH	10.00	10.00	10.00	10.00	10.00	10.00	10.00
AUTO RICKSHAW FARES	KM/MIN	75.00	0.00	55.00	90.00	50.00	90.00	60.00
FULL TONGA CHARGES	KM/MIN	0.00	0.00	0.00	0.00	80.00	100.00	50.00
TAXI 4 SEATER FARE	KM/MIN	100.00	100.00	75.00	0.00	100.00	100.00	100.00
BUS FARE MIN (WITHIN CITY)	TICKET	12.00	12.00	0.00	12.00	12.00	0.00	15.00
BUS FARE MAX (WITHIN CIT	TICKET	28.00	28.00	0.00	25.00	23.00	0.00	20.00
BUS FARE OUTSIDE CITY	P/KM.	0.93	0.93	0.93	0.93	0.93	0.74	1.60
A/C BUS FARE OUTSIDE CITY	P/KM.	2.33	2.33	2.33	2.33	2.30	2.23	2.33
MINIBUS FARE MIN.WITH IN CITY	TICKET	15.00	15.00	0.00	0.00	15.00	0.00	10.00
MINIBUS FARE MAX.WITH IN CITY	TICKET	24.00	24.00	0.00	0.00	35.00	0.00	20.00
SUZUKI FARE MIN.WITH IN CITY	TICKET	15.00	15.00	15.00	0.00	12.00	0.00	10.00
SUZUKI FARE MAXIMUM W.IN CITY	TICKET	24.00	24.00	15.00	10.00	22.00	0.00	20.00
AIR FARE ECONOMY CLASS.	P/KM.	14.56	14.56	14.56	14.56	14.56	0.00	14.56
POSTAL ENVELOPE DOMESTIC	EACH	8.00	8.00	8.00	8.00	8.00	8.00	8.00
ENVELOPE FOR SAUDI ARABIA	EACH	50.00	50.00	50.00	50.00	55.00	50.00	50.00
POSTAL REGISTRATION CHARGES	EACH	38.00	38.00	38.00	38.00	38.00	38.00	38.00
U.M.S. REG CHARGES MIN.	EACH	58.00	58.00	58.00	58.00	60.00	59.00	59.00
T.C.S. CH. MIN.WITH IN ZONE	EACH	200.00	200.00	200.00	200.00	200.00	200.00	200.00
TELEPHONE CHARGES LOCAL CALL	P/CALL	4.65	4.65	4.65	4.65	4.65	4.65	4.65
TEL CHARGES OUT SIDE CITY	P/CALL	4.65	4.65	4.65	4.65	4.65	4.65	4.65
INTERNET CHARGES	P/HOUR	32.50	32.50	30.00	50.00	30.00	12.00	50.00
MOBILE CELL CHARGES	P/UNIT	3.00	3.00	3.00	3.00	2.50	3.00	3.00
FAX CHARGES (LOCAL)	P/PAGE	17.50	20.00	17.50	17.50	20.00	20.00	30.00
TELEPHONE SET AV. QLTY	EACH	625.00	725.00	550.00	850.00	775.00	950.00	1100.00
MOBILE SET NOKIA/SONY/ERICSON/SAMSUNG WITHOUT CAMERA	EACH	2950.00	2968.75	2950.00	3150.00	2700.00	3150.00	2800.00
T.V. 20" COLORED WEGA H-A21.	EACH	18108.33	18200.00	18100.00	18100.00	20500.00	16900.00	15000.00
T.V 20" COLOR CHINA/KORIA)	EACH	14250.00	14250.00	14250.00	14250.00	6500.00	13500.00	7000.00
V.C.P. PANASONIC/LG/NAT	EACH	0.00	0.00	5550.00	0.00	4200.00	0.00	0.00
DVD/VCD PLAYER PANASONIC/LG	EACH	3750.00	3750.00	3550.00	3750.00	6557.14	4500.00	4000.00
RADIO WITH C.PLAYER NATIONAL	EACH	2150.00	2150.00	2150.00	2050.00	1821.43	1800.00	2250.00
PERSONNEL COMPUTER (BRANDED)	EACH	73500.00	73500.00	73500.00	73000.00	53000.00	65000.00	37400.00
VID. CASSETTE BLK. TDK/SONY	EACH	144.17	145.00	135.00	175.00	122.14	155.00	0.00
COM. C.D. (TDK/IMATION)	EACH	56.67	59.38	75.00	75.00	36.79	50.00	35.00
TAPE RECORDER CASSETTE BLANK	EACH	42.50	47.50	42.50	47.50	40.00	65.00	35.00
VIDEO GAME SEGA 16 BYTE	EACH	1150.00	1150.00	1175.00	1050.00	1200.00	1800.00	1050.00
CINEMA A/C. HIGH CLASS	TICKET	250.00	0.00	0.00	0.00	550.00	0.00	80.00
CINEMA NON-A/C HIGH CLASS	TICKET	100.00	0.00	0.00	0.00	150.00	200.00	90.00
CABLE CHARGES	P/MONTH	325.00	325.00	312.50	325.00	303.57	420.00	300.00
TV.LICENCE FEE DOMESTIC	YEARLY	420.00	420.00	420.00	420.00	420.00	420.00	420.00
ENGLISH BOOK CLASS V1	EACH	82.00	82.00	82.00	82.00	76.00	82.00	82.00
ENGLISH BOOK CLASS IX OR X	EACH	137.00	137.00	137.00	137.00	126.00	137.00	137.00
ENG. BOOK IST.YR COMPLETE SET	EACH	81.00	81.00	81.00	81.00	82.00	82.00	82.00
ENGLISH BOOK BA/B.SC	EACH	280.00	280.00	280.00	280.00	260.00	260.00	260.00
URDU BOOK CLASS V (T.B.BORD)	EACH	62.00	62.00	62.00	62.00	57.00	62.00	62.00
URDU BOOK CLASS IX/X(T.B.B)	EACH	148.00	148.00	148.00	148.00	137.00	148.00	148.00
URDU BOOK IST.YEAR/INTER	EACH	51.00	51.00	51.00	51.00	51.00	51.00	51.00
URDU BOOK BA/B.SC	EACH	140.00	140.00	140.00	190.00	240.00	140.00	140.00
MATHS BOOK CALSS V (T.B.B)	EACH	83.00	83.00	83.00	83.00	76.00	83.00	83.00
MATHS BOOK CLASS IX OR X	EACH	250.00	250.00	250.00	250.00	274.00	250.00	262.00
MATHS BOOK IST.YEAR (T.B.B)	EACH	150.00	150.00	150.00	150.00	151.00	150.00	150.00
PAKISTAN STUDIES BOOK BA/B.SC	EACH	179.50	179.50	179.50	179.50	150.00	150.00	155.00
DAILY "DAWN"	P/COPY	25.00	25.00	25.00	25.00	25.00	25.00	25.00
DAILY "JANG"	P/COPY	20.00	20.00	20.00	20.00	20.00	20.00	20.00
DAILY "NAWA-E-WAQT"	P/COPY	20.00	20.00	20.00	20.00	20.00	20.00	20.00
WEEKLY "AKHBAR-E-JAHAN"	P/COPY	70.00	70.00	70.00	70.00	70.00	70.00	70.00
WEEKLY "MAG"	P/COPY	50.00	50.00	50.00	50.00	50.00	50.00	50.00
MONTHLY "NAUNEHAL DIGEST"	P/COPY	35.00	35.00	35.00	35.00	35.00	35.00	35.00
PAPER FOOLSCAPE (27"x17")	QUIRE	60.00	60.00	60.00	60.00	60.00	50.00	50.00

Contd.

### 7.11 Intercity Consumer Prices April, 2019

Description	Unit	Rawalpindi	Islamabad	Attock	Jehlum	Lahore	Sahiwal	Gujranwala
EXERCISE.BOOK LINED 80/100 PGS	EACH	77.50	85.00	77.50	62.50	30.00	50.00	50.00
PENCILGOLDFISH/DEER	EACH	10.00	10.00	8.00	10.00	8.00	7.50	10.00
PEN INK DOLLOR 57 ML BOTTLE	EACH	30.00	30.00	27.50	27.50	30.00	25.00	30.00
PHOTOSTATE PAPER 70 GM	PRT	575.00	577.50	555.00	535.00	500.00	478.75	460.00
BALL PEN (local)	EACH	10.00	10.00	10.00	10.00	8.00	9.00	10.00
FOUNTAIN PEN HERO/WINGS/CHINA	EACH	75.00	75.63	65.00	75.00	60.00	60.00	70.00
PRIVATE SCHOOL FEE ENGLISH MEDIUM AVERAGE STANDARD (CI ASS I)	P/MONTH	4349.38	4387.50	1512.50	2406.25	2520.00	2917.50	2000.00
PRIVATE SCHOOL FEE ENGLISH MEDIUM AVERAGE STANDARD (CLASS V)	P/MONTH	4353.54	4512.50	1700.00	2356.25	2648.57	2947.50	2200.00
PRIVATE SCHOOL FEE ENGLISH MEDIUM AVERAGE STANDARD (CLASS VI)	P/MONTH	4393.13	4903.13	1800.00	2406.25	2662.86	2972.50	2500.00
PRIVATE SCHOOL FEE ENGLISH MEDIUM AVERAGE STANDARD (CLASS X)	P/MONTH	4613.54	5206.25	2250.00	2631.25	3337.86	3165.00	3000.00
PRIVATE MEDICL COLLEGE FEE MBBS (1ST YEAR)	P/MONTH	64921.00	64921.00	64921.00	0.00	66667.00	0.00	0.00
PRIVATE ENGINEERING COLLEGE FEE (ISTR YEAR)	P/MONTH	18541.50	18541.50	18541.50	0.00	25000.00	0.00	0.00
GOVT. COLLEGE FEE 1ST. YEAR	MONTH	50.00	195.00	50.00	50.00	50.00	50.00	50.00
GOVT. COLLEGE FEE 4TH. YEAR	MONTH	60.00	225.00	60.00	60.00	70.00	60.00	60.00
GOVT. UNIVERSITY FEE MSC.	MONTH	77.50	1000.00	80.00	80.00	150.00	500.00	80.00
GOVT. MED. COLLEGE FEE MBBS	MONTH	1250.00	1250.00	1250.00	0.00	1755.00	1250.00	0.00
GOVT. ENGG. COLL. FEE I YEAR	MONTH	5000.00	5000.00	5000.00	0.00	5000.00	0.00	0.00
COACHING FEE FOR CLASS IX/X	P/MONTH	2750.00	2987.50	1700.00	1100.00	1928.57	737.50	800.00
COACHING CHARGES FOR CLASS 1ST YEAR/INTER (SCIENCE)	P/MONTH	3250.00	3450.00	2450.00	3500.00	2971.43	1137.50	1500.00
COACHING CHARGES FOR CLASS 1ST YEAR/INTER (COMMERCE)	P/MONTH	2691.67	3062.50	2100.00	3500.00	2792.86	600.00	1500.00
I.T. TUITION FEES	P/MONTH	2308.25	2308.25	1550.00	4018.75	7500.00	1300.00	4500.00
MBA TUITION FEES	P/MONTH	16233.25	16233.25	7667.00	4500.00	19000.00	0.00	7000.00
BREAD TANDOORI ST. SIZE	EACH	9.00	9.00	7.50	7.00	6.00	5.50	7.00
COOKED MUTTON (AV. HOTEL)	PLATE	285.00	267.50	270.00	310.00	200.71	0.00	187.50
COOKED BEEF (AV. HOTEL)	PLATE	118.33	128.13	95.00	150.00	115.00	100.00	125.00
COOKED DAL (AV. HOTEL)	PLATE	75.83	85.00	72.50	60.00	67.32	60.00	55.00
CHICKEN BIRYANI FULL/DOUBLE	PLATE	136.67	140.00	185.00	120.00	131.96	160.00	130.00
TEA PREPARED (ORDINARY)	CUP	25.00	25.31	27.50	22.50	25.00	25.00	20.00
HAIRCUT CHARGES FOR MEN	P/CUT	106.25	150.63	135.00	75.00	137.50	100.00	60.00
BEAUTY PORL HAIR STYL CHARGE	P/STY.	391.67	475.00	375.00	525.00	450.00	275.00	350.00
SHAVING CHARGES	PER SHV	73.33	85.00	75.00	50.00	55.71	40.00	40.00
LIPSTICK S.MISS/MEDORA	EACH	140.00	140.00	140.00	140.00	130.00	130.00	130.00
NAIL POLISH S.MISS/MEDORA	EACH	135.00	135.00	135.00	135.00	135.00	95.00	70.00
PERFUME MED.SIZE MEDORA/BROACH	EACH	240.00	240.00	240.00	240.00	220.00	310.00	130.00
HAIR-OIL AMLA/CHAMBELI	BOTTLE	120.00	120.00	120.00	120.00	130.00	155.00	140.00
TOILET SOAP LUX 95 GRAMS	EACH	40.00	40.00	40.00	40.00	43.18	45.77	44.78
TOILET SOAP LIFEBOUY 140 GRM	EACH	40.00	40.00	42.00	40.00	50.00	50.00	48.70
TOILET SOAP SAFEGUARD BATH SIZE	EACH	70.00	70.00	70.00	70.00	55.00	70.00	53.00
TOOTHPASTE MACKLINES 70 GRM	EACH	50.00	50.00	50.00	50.00	50.00	50.00	50.00
TOOTHPAST MED SIZE CLGATE 70 GMS	EACH	90.00	88.75	90.00	80.00	80.00	74.66	74.67
TOOTHBRUSH SHEILD A/PLAUQUE	EACH	45.00	45.00	30.00	45.00	40.00	60.00	50.00
TOOTHPOWDER DENTONIC 90 GRM	EACH	45.00	70.00	45.00	45.00	35.00	40.50	45.00
HAIR-COLOUR BEGIN (6 GMS)	EACH	130.00	130.00	130.00	130.00	130.00	130.00	120.00
HAIR COLOUR (KALAKOLA)	BOTTLE	140.00	140.00	130.00	140.00	140.00	130.00	140.00
FACECREAM PONDS (MEDIUM)	EACH	140.00	140.00	130.00	140.00	120.00	130.00	130.00
TALC POWDER VICE ROAY,B.CAT	EACH	185.00	185.00	185.00	185.00	170.00	165.00	165.00
BLADE TREET ORDINARY 10'S	PKT.	45.00	45.00	45.00	45.00	40.00	35.00	40.00
BLADE 7-O-CLOCK STAIN. 5'S	PKT.	40.00	40.00	40.00	40.00	40.00	35.00	35.00
SHAMPOO SUNSILK/PAINTIN 100 ML	BOTTLE	122.22	122.22	122.22	122.22	100.00	99.00	110.00
BEAUTY CREAM (FAIR & LOVELY)	EACH	85.00	85.00	85.00	85.00	140.00	230.00	230.00
HAIR REMOVING CREAM (EU-CREAM)	TUBE	70.00	70.00	70.00	70.00	70.00	70.00	70.00
GEL MEDIUM SIZE	BOTTLE	148.75	155.00	145.00	185.00	75.00	140.00	80.00
DISPOSABLE RAZOR GILLET-II	EACH	50.00	50.00	45.00	50.00	50.00	50.00	45.00
SHAVING CREAM TOUCH-ME/ADM.	EACH	80.00	80.00	80.00	80.00	80.00	70.00	80.00
GOLD TEZABI 24 CT	10 GM.	61400.00	61400.00	60610.00	59930.00	60680.00	60100.00	61728.40
SILVER TEZABI 24 CT	10 GM.	795.00	795.00	795.00	775.00	775.00	756.00	780.18
ARTIFICIAL JEWELLARY SET	SET	1370.83	1425.00	850.00	825.00	1289.29	750.00	800.00
WRIST WATCH GENTS CITIZEN (ORIGINAL) ***	EACH	7558.33	7750.00	7600.00	6750.00	9250.00	10000.00	2500.00
WRIST WATCH LADIES CITIZEN (ORIGINAL) ***	EACH	7558.33	7750.00	7600.00	6750.00	10250.00	4500.00	2500.00
WALL CLOCK QUARTZ AV.QLTY	EACH	625.00	625.00	625.00	375.00	957.14	1050.00	500.00
SUITCASE REXIN (24"x16"x6")	EACH	2658.33	2650.00	2300.00	1325.00	1178.57	2000.00	1250.00
TRUNK MEDIUM SIZE ***	EACH	2750.00	2700.00	2700.00	2100.00	2333.33	2000.00	1500.00
PURSE LADIES (LEATHER) AVERAGE QUALITY	EACH	733.33	800.00	575.00	437.50	1400.00	1400.00	750.00

### 7.11 Intercity Consumer Prices April, 2019

Description	Unit	Wazirabad	Sialkot	Faisalabad	Jhang	Multan	Muzaffargarh	D.G. Khan
WHEAT	10 KG.	360.00	350.00	350.00	325.00	331.25	331.25	325.00
WHEAT FLOUR FINE/SUPERIOR.	KG.	40.00	50.00	42.00	40.00	40.00	37.50	40.00
WHEAT FLOUR AVG. QLTY	KG.	38.00	40.00	39.00	40.00	37.50	36.50	36.50
WHEAT FLOUR BAG	10 KG.	380.00	390.00	395.00	375.00	375.00	365.00	370.00
MAIDA	KG.	50.00	50.00	47.50	44.00	45.50	47.00	48.00
SUJI	KG.	50.00	60.00	50.00	45.00	49.00	49.00	48.00
BESAN AV. QLTY.	KG.	110.00	110.00	115.00	120.00	121.67	130.00	120.00
RICE BASMATI SUP. QLTY.	KG.	120.00	107.50	145.00	150.00	137.50	137.50	137.50
RICE BASMATI 385/386	KG.	60.00	70.00	95.00	85.00	87.50	87.50	100.00
RICE BASMATI BROKEN AV.QLTY	KG.	70.00	65.00	85.00	90.00	87.50	87.50	80.00
RICE IRI-6 (SINDH/PUNJAB)	KG.	60.00	47.50	65.00	50.00	50.00	50.00	50.00
VERMICELLI	KG.	90.00	85.00	110.00	70.00	80.00	77.50	80.00
BREAD PLAIN MEDIUM SIZE	EACH	45.00	40.00	45.00	45.00	45.00	45.00	50.00
RUSK (PAPAY)	KG.	160.00	170.00	200.00	180.00	245.00	210.00	220.00
BISCUITS-PACKED	PKT	35.00	35.00	40.00	35.00	40.00	40.00	40.00
BISCUIT-BAKERY (LOOSE)	250 GM	100.00	100.00	85.00	70.00	102.50	87.50	80.00
CORNFLAKS FAUJI 225 GM.	PKT	216.00	180.00	260.00	200.00	180.00	180.00	189.00
SAMOSA (VEGATABLE)	EACH	15.00	15.00	22.50	20.00	15.00	13.50	11.00
PASTRY AV.QLTY.	EACH	30.00	30.00	27.50	35.00	40.00	27.50	30.00
PATTIES (VEGATABLES)	EACH	20.00	25.00	26.25	25.00	29.17	25.00	20.00
NIMCO	250 GM	50.00	50.00	70.00	100.00	72.50	75.00	70.00
CHIPS	250 GM	60.00	65.00	66.25	100.00	83.33	82.50	80.00
BEEF WITH BONE AV.QLTY.	KG	380.00	450.00	375.00	400.00	396.67	345.00	400.00
MUTTON AV.QLTY.	KG	800.00	900.00	900.00	800.00	833.33	675.00	900.00
CHICKEN FARM BROILER (LIVE)	KG	168.00	174.00	177.00	163.00	190.00	187.50	160.00
FISH-RAHU MEDIUM SIZE	KG	300.00	300.00	312.50	410.00	345.00	355.00	280.00
MILK FRESH (UNBOILED)	LTR.	90.00	80.00	90.00	70.00	83.33	70.00	70.00
CURD	KG.	100.00	90.00	97.50	80.00	99.17	87.50	90.00
MILK TETRA PACK 1/2 LTR.	PKT.	60.00	60.00	70.00	70.00	60.00	60.00	70.00
LACTOGEN 400 GRAMS	PKT.	480.00	520.00	500.00	500.00	500.00	500.00	520.00
POWDER MILK NIDO 400GM.	PKT	410.25	410.20	405.00	400.00	410.25	410.25	400.00
MILK POWDER LOOSE/PACKED	KG.	420.00	460.00	525.00	400.00	400.00	400.00	640.00
BUTTER LOCAL PACKED	50 GM.	35.00	25.00	28.00	30.00	27.00	27.00	30.00
EGGS FARM	DOZ	75.00	75.00	78.00	70.00	69.17	72.50	90.00
MUSTARD OIL AV.QLTY.	KG.	180.00	160.00	220.00	180.00	184.17	180.00	170.00
COOKING OIL (DALDA)	2.5LTR	530.00	520.00	535.00	512.00	545.00	545.00	535.00
COOKING OIL (PAKWAN) OTHER BRAND SPECIFY	2.5 LTR	450.00	483.00	470.00	441.70	470.00	425.00	520.00
VEGETABLE GHEE TIN	2.5KG.	530.00	495.00	495.00	510.00	515.00	515.00	505.00
VEGETABLE GHEE (LOOSE)	KG.	150.00	155.00	150.00	190.00	165.00	165.00	160.00
DATES AV.QLTY.	KG.	200.00	160.00	140.00	180.00	181.67	190.00	160.00
PISTACHIO AV.QLTY.	50 GM.	180.00	135.00	170.00	180.00	173.33	180.00	160.00
ALMONDS WHOLE AV.QLTY.	KG.	550.00	600.00	725.00	600.00	636.67	625.00	550.00
COCONUT DRY AV.QLTY.	KG.	400.00	400.00	480.00	360.00	431.67	445.00	400.00
RAISINS AV.QLTY.	50 GM.	30.00	20.00	30.00	25.00	25.83	25.00	20.00
GROUNDNUTS (WITH SHELL)	KG.	230.00	300.00	210.00	200.00	230.00	210.00	200.00
MALTA/MOSAMBI	DOZ	200.00	300.00	200.00	120.00	160.00	160.00	160.00
KINNU	DOZ	180.00	180.00	200.00	200.00	295.00	300.00	200.00
APPLE	KG	200.00	130.00	207.50	160.00	231.25	230.00	180.00
ALOO BUKHARA	KG	0.00	0.00	0.00	0.00	0.00	0.00	0.00
POMEGRANATE (ANNAR)	KG	0.00	0.00	0.00	0.00	0.00	0.00	0.00
GRAPES	KG	0.00	0.00	0.00	0.00	0.00	0.00	0.00
BANANAS	DOZ	100.00	95.00	85.00	80.00	113.75	110.00	110.00
MANGO KALMI	KG	0.00	0.00	0.00	0.00	0.00	0.00	0.00
GUAVA	KG	80.00	80.00	80.00	80.00	96.67	85.00	80.00
WATERMELON (TURBOOZ)	KG	0.00	20.00	80.00	0.00	61.67	70.00	60.00
MUSKMELON (KHARBOOZA)	KG	100.00	120.00	75.00	70.00	78.33	75.00	60.00
SWEETMELON (GARMA)	KG	0.00	0.00	0.00	0.00	0.00	0.00	0.00
PULSE MASOOR (WHOLE)	KG.	120.00	160.00	130.00	90.00	98.33	95.00	100.00
PULSE MASOOR (WASHED)	KG.	130.00	150.00	135.00	110.00	110.00	115.00	100.00
PULSE MOONG (WASHED)	KG.	140.00	145.00	145.00	140.00	140.00	145.00	140.00
PULSE MASH (WASHED)	KG.	160.00	160.00	160.00	140.00	141.67	145.00	140.00

Contd.

### 7.11 Intercity Consumer Prices April, 2019

Description	Unit	Wazirabad	Sialkot	Faisalabad	Jhang	Multan	Muzaffargarh	D.G. Khan
PULSE GRAM	KG.	110.00	110.00	120.00	120.00	112.50	120.00	120.00
GRAM WHOLE BLACK AV.QLTY.	KG.	110.00	100.00	122.50	100.00	115.00	115.00	120.00
GRAM WHOLE YELLOW AV.QLTY	KG.	120.00	140.00	150.00	120.00	146.67	145.00	140.00
BEANS (LAL LOBIA)	KG.	150.00	320.00	160.00	150.00	193.33	190.00	160.00
POTATOES	KG	15.00	20.00	17.50	15.00	19.17	20.00	15.00
ONION	KG	40.00	50.00	46.25	40.00	40.00	37.50	24.00
TURNIP	KG	0.00	0.00	0.00	0.00	0.00	0.00	0.00
RADISH	KG	0.00	0.00	0.00	0.00	0.00	0.00	0.00
TOMATOES	KG	80.00	80.00	77.50	80.00	66.67	65.00	60.00
CABBAGE	KG	40.00	40.00	31.25	40.00	39.17	27.50	40.00
CAULIFLOWER	KG	50.00	40.00	57.50	50.00	48.33	65.00	40.00
BRINJAL	KG	0.00	0.00	0.00	0.00	0.00	0.00	0.00
PUMPKIN	KG	0.00	0.00	0.00	0.00	0.00	0.00	0.00
BOTTLEGOURD	KG	40.00	80.00	72.50	0.00	78.33	80.00	40.00
LADY FINGER	KG	0.00	0.00	0.00	0.00	0.00	0.00	0.00
PEAS	KG	60.00	60.00	45.00	50.00	70.00	70.00	70.00
SPINACH	KG	30.00	20.00	22.50	25.00	26.67	27.50	20.00
TINDA	KG	200.00	260.00	280.00	0.00	0.00	0.00	0.00
TURAI	KG	0.00	0.00	0.00	0.00	0.00	0.00	0.00
KARAILA	KG	0.00	0.00	0.00	0.00	0.00	0.00	0.00
ARVI	KG	0.00	0.00	0.00	0.00	0.00	0.00	0.00
CHILLIES GREEN	KG	60.00	80.00	87.50	80.00	61.67	65.00	60.00
CARROT	KG	40.00	50.00	32.50	50.00	42.50	40.00	40.00
COCUMBER (KHEERA)	KG	50.00	40.00	42.50	40.00	38.33	40.00	30.00
LEMON	250GM	25.00	35.00	21.25	30.00	41.67	60.00	50.00
SUGAR REFINED	KG.	65.00	65.00	64.50	65.00	64.00	64.00	65.00
GUR AV.QLTY	KG.	90.00	100.00	95.00	85.00	88.33	87.50	90.00
HONEY LANGANESE 500 GM.	BOTTLE	840.00	1095.00	1310.00	1070.00	1250.00	1250.00	1250.00
MILO 200 GM.	BOTTLE	243.33	295.00	345.00	254.00	270.00	270.00	300.00
CUSTARD POWDER RAFHAN 300 GM.	PKT	85.00	80.00	90.00	80.00	85.00	85.00	85.00
TOFFEE (HILAL)	EACH	1.00	1.00	2.00	2.00	2.00	2.00	1.00
CHOWKELATE CANDY (SMALL SIZE)	EACH	5.00	5.00	5.00	5.00	5.00	5.00	5.00
SWEETMEAT (MIXED)	KG	300.00	300.00	375.00	350.00	313.33	310.00	300.00
ICE CREAM WALLS	CUP.	40.00	45.00	45.00	45.00	50.00	50.00	50.00
ICE	KG	10.00	10.00	20.00	3.00	4.00	4.00	6.00
JAM AHMED/MITCHELLES	BOTTLE	140.00	150.00	145.00	140.00	140.00	140.00	150.00
SQUASH-MITCHELLES	BOTTLE	175.00	185.00	150.00	180.00	185.00	185.00	160.00
ROOH AFZA	BOTTLE	200.00	190.00	200.00	200.00	200.00	200.00	200.00
JAM-E-SHIREEN	BOTTLE	210.00	200.00	210.00	200.00	210.00	210.00	200.00
SAUNF	50 GM	20.00	20.00	20.00	20.00	18.33	19.00	12.00
CINAMON LOOSE AV. QLTY	50 GM.	30.00	20.00	30.00	30.00	26.33	27.50	30.00
CUMINSEED WHITE NATIONAL	50 GM.	52.00	70.00	70.00	75.00	70.00	70.00	70.00
PEPPER BLACK NATIONAL	50 GM.	110.00	110.00	110.00	110.00	110.00	110.00	110.00
CLOVES LOOSE AV.QLTY	50 GM.	100.00	90.00	120.00	80.00	83.33	82.50	70.00
CARDAMOM LARGE LOOSE AV.QLTY	50 GM.	100.00	160.00	155.00	90.00	95.00	115.00	80.00
CARDAMOM SMALL AV.QLTY	50 GM.	200.00	140.00	160.00	180.00	196.67	195.00	180.00
SALT-POWDERED (LAHORI) LOOSE	KG.	15.00	15.00	10.00	10.00	10.00	10.00	10.00
SALT POWDERED (NATIONAL/SHAN)	PKT	30.00	28.75	30.00	30.00	30.00	30.00	30.00
CHILLIES POWD.NATIONAL 200GM	PKT	120.00	130.00	150.00	120.00	150.00	150.00	150.00
CHILLIES POWDER LOOS	KG.	380.00	320.00	380.00	360.00	320.00	330.00	320.00
CORRIANDER SEED POWD.NATIONAL	PKT	105.00	130.00	130.00	135.00	130.00	130.00	0.00
CORRIANDER SEED (LOOSE)	KG.	220.00	300.00	275.00	240.00	226.67	230.00	240.00
TURMERIC POWD.NATIONAL 50GM	PKT.	35.00	41.00	40.00	40.00	40.00	40.00	40.00
CURRY POWD. NATIONAL 200 GM	PKT.	87.00	90.00	87.00	100.00	87.00	87.00	0.00
TOMATO KETCHUP AHMED/MITCHL	BOTTLE	100.00	110.00	110.00	90.00	100.00	100.00	100.00
PICKLES AHMED/MITCHELLES	BOTTLE	100.00	120.00	140.00	120.00	118.33	120.00	140.00
VINEGAR SYNTHETIC (SIRKA)	BOTTLE	100.00	80.00	100.00	80.00	100.00	100.00	80.00
GARLIC	KG	200.00	220.00	160.00	160.00	200.00	195.00	180.00
GINGER	KG	180.00	230.00	210.00	160.00	200.00	185.00	150.00
TAPAL DANEDAR TEA 200GM PACKET	PKT	200.00	200.00	195.00	200.00	200.00	200.00	194.73
TEA LIPTON YELLOW LABEL 200GM.	PKT.	221.05	221.05	221.05	221.00	221.05	221.05	221.00

Contd.

### 7.11 Intercity Consumer Prices April, 2019

Description	Unit	Wazirabad	Sialkot	Faisalabad	Jhang	Multan	Muzaffargarh	D.G. Khan
TEA LOOSE KENYA AV.QLTY 250GM.	PKT.	180.00	120.00	180.00	190.00	185.00	185.00	120.00
COFFEE-NESCAFE 75 GM. **	BOTTLE	400.00	350.00	420.00	345.00	400.00	400.00	360.00
COLD DRINK (STANDARD SIZ)	BOTTLE	25.00	25.00	25.00	25.00	20.00	20.00	30.00
FRUIT JUICE TETRA PACK	PKT.	20.00	15.00	22.50	20.00	20.00	20.00	15.00
MINERAL WATER NESTLE 1.5 LTR	BOTTLE	50.00	50.00	50.00	50.00	55.00	55.00	55.00
CIGARETTES K-2 10'S **	PKT	60.00	60.00	70.00	60.00	50.00	50.00	65.00
CIGARETTES CAPSTAN 10'S **	PKT	60.00	60.00	65.00	60.00	60.00	60.00	60.00
CIGARETTES GOLD LEAF 20'S	PKT	150.00	150.00	155.00	150.00	150.00	150.00	150.00
CIGARETTES MORVEN GOLD 20'S	PKT	60.00	60.00	65.00	60.00	60.00	60.00	60.00
BETEL LEAVES	50GM.	130.00	115.00	90.00	140.00	85.00	85.00	150.00
BETEL NUTS	KG.	800.00	800.00	550.00	850.00	625.00	625.00	1400.00
LONG CLOTH 57" GUL AHMED/AL-KARAM	METER	170.00	250.00	275.00	400.00	300.00	300.00	325.00
SHIRTING AV.QLTY.	METER	150.00	200.00	127.50	55.00	250.00	250.00	225.00
PANT CLOTH W & WEAR AV.QLTY	METER	312.50	300.00	531.25	700.00	365.00	345.00	350.00
LAWN PRINTED GUL AHMED/AL-KARAM	METER	197.50	250.00	280.00	475.00	380.00	360.00	362.50
GEORGETTE AV.QLTY	METER	150.00	160.00	160.00	320.00	108.00	125.00	125.00
LINEN AV.QLTY ***	METER	110.00	160.00	145.00	325.00	250.00	245.00	137.50
HEAVY WT SUITING LAWERNCPUR AVG QLTY	METER	1050.00	2000.00	1450.00	2500.00	1850.00	1800.00	1900.00
HEAVY WT SUITING LAWERNCPUR SUP QLTY	METER	2350.00	2500.00	1700.00	2800.00	3100.00	2300.00	1950.00
TROPICAL SUITING LAW.PUR	METER	925.00	1600.00	1400.00	2800.00	1200.00	1200.00	1300.00
PANT BOY 24"/26" LENGTH.	EACH	700.00	437.50	662.50	900.00	475.00	425.00	550.00
SHIRT BOY 24"/26" LENGTH	EACH	450.00	350.00	437.50	950.00	375.00	375.00	500.00
SCHOOL UNI. PANT,SHIRT BOYS	SUIT	1200.00	675.00	700.00	1060.00	610.00	615.00	650.00
SCHOOL UNI. KAMEEZ,SHAL.BOYS	SUIT	1200.00	675.00	700.00	1000.00	538.33	790.00	750.00
SCHOOL UNI. KAMEEZ,SHAL.GIRL	SUIT	1000.00	675.00	800.00	1100.00	532.50	790.00	850.00
FROCK W/WEAR GIRLS	EACH	900.00	700.00	775.00	2800.00	1950.00	2150.00	1100.00
AWAMI-SUIT W & W(BOY) 24"/26	SUIT	1050.00	1450.00	600.00	2000.00	1000.00	875.00	1100.00
AWAMI-SUIT W&W (GENTS)AV.QLTY	SUIT	1050.00	1250.00	875.00	2200.00	1265.00	1475.00	1600.00
PULLOVER GENTS OXFORD/BON.	EACH	3050.00	4000.00	3500.00	4000.00	3990.00	3990.00	3600.00
PULLOVER LADIES OXFORD/BON.	EACH	2850.00	4000.00	3750.00	3700.00	3250.00	2990.00	3600.00
PULLOVER (GENTS) OTHERS A.QTY	EACH	600.00	800.00	850.00	1400.00	1200.00	1050.00	750.00
SECOND-HAND COAT FOR MEN	EACH	500.00	600.00	600.00	600.00	475.00	375.00	275.00
SECONDHAND SWEETER FOR MEN DUP QLTY	EACH	525.00	450.00	375.00	300.00	275.00	225.00	75.00
SECONDHAND WINTER JACKET	EACH	600.00	450.00	650.00	600.00	375.00	325.00	275.00
UNDERWEAR AV.QLTY MEDIUM SIZE	EACH	150.00	100.00	90.00	250.00	165.00	165.00	150.00
VEST FOR MEN AV.QLTY.	EACH	120.00	100.00	122.50	190.00	155.00	155.00	110.00
VEST/SHAMEEZ (WOMEN) AVG. QLTY	EACH	150.00	150.00	175.00	400.00	158.00	145.00	155.00
SOCKS NYLON (PAKISTANI)	PAIR	90.00	65.00	70.00	130.00	96.67	95.00	110.00
BRASSIER AV.QLTY.	EACH	127.50	200.00	275.00	650.00	149.17	110.00	160.00
BRASSIER SUP QLTY	EACH	400.00	475.00	425.00	950.00	336.67	235.00	350.00
DOPATTA GEORGETTE AV.QLTY.	EACH	250.00	400.00	231.25	650.00	226.67	275.00	325.00
DOPATTA COTTON AV GLTY	EACH	200.00	300.00	183.75	400.00	210.00	250.00	275.00
CHADDAR (W/WEAR) (2x2.5 MTR)	EACH	312.50	500.00	450.00	700.00	375.00	475.00	450.00
LUNGI/DHOTI(COTTON) AVG. QLTY	EACH	250.00	350.00	300.00	450.00	245.00	290.00	375.00
HANDKERCHIEF AVG. QLTY PAK	EACH	60.00	35.00	45.00	60.00	49.17	55.00	60.00
HANDKERCHIEF SUP. QLTY PAK	EACH	100.00	50.00	55.00	70.00	90.00	95.00	87.50
GLOVES AV QLTY	PAIR	100.00	200.00	125.00	200.00	105.00	110.00	185.00
AZARBAND COTTON AVG. QLTY	EACH	25.00	20.00	17.50	20.00	15.00	15.00	20.00
SEWING THREAD/REEL(ASLI PARI)	EACH	6.00	5.00	5.50	7.00	8.00	10.00	6.00
WASHING CHARGES PAINT & SHIRT	SUIT	150.00	150.00	125.00	120.00	148.00	170.00	100.00
DRY CLEANING SUIT COAT PANT	SUIT	450.00	400.00	475.00	450.00	475.00	500.00	350.00
WASHING CH. (KAMIZ-SHALWAR)	PAIR	120.00	100.00	110.00	90.00	101.00	110.00	80.00
TAILORING SHIRT	EACH	500.00	500.00	550.00	500.00	475.00	400.00	400.00
TAILORING CHARGES PANT (MEN)	EACH	600.00	625.00	1100.00	700.00	616.67	525.00	900.00
TAILORING COAT-PANT SUIT	SUIT	3200.00	3250.00	5750.00	5000.00	4583.33	3450.00	4500.00
TAILORING AWAMI-SUIT (MALE)	SUIT	700.00	600.00	900.00	600.00	715.00	575.00	600.00
TAILORING SUIT FEMALE	SUIT	650.00	500.00	550.00	600.00	500.00	400.00	500.00
GENTS SHOES PAUL BATA	PAIR	1199.00	1199.00	1199.00	1199.00	1199.00	1199.00	1199.00
GENTS SANDAL BATA	PAIR	699.00	699.00	699.00	699.00	699.00	699.00	699.00
GENTS SPOUNG CHAPPAL BATA	PAIR	199.00	199.00	199.00	199.00	199.00	199.00	199.00
LADIES SANDAL BATA	PAIR	599.00	599.00	599.00	599.00	599.00	599.00	599.00

Contd.

### 7.11 Intercity Consumer Prices April, 2019

Description	Unit	Wazirabad	Sialkot	Faisalabad	Jhang	Multan	Muzaffargarh	D.G. Khan
LADIES SPOUNG CHAPPAL BATA	PAIR	199.00	199.00	199.00	199.00	199.00	199.00	199.00
CHILD SHOE POWER LITE BATA	PAIR	699.00	699.00	699.00	699.00	699.00	699.00	699.00
GENTS SHOE, ART 1109 SERVICE	PAIR	999.00	999.00	999.00	999.00	999.00	999.00	999.00
NYLON JOGGER 27 SIZE 2-5 ***	PAIR	1399.00	1399.00	1399.00	1399.00	1399.00	1399.00	0.00
CHINA FOOT WEAR AV. QLTY (MALE) *	PAIR	700.00	475.00	525.00	1100.00	516.67	525.00	450.00
CHINA FOOT WEAR AV. QLTY (FEMALE) *	PAIR	550.00	325.00	325.00	1000.00	325.00	325.00	325.00
CHINA FOOT WEAR AV. QLTY (CHILDREN) *	PAIR	500.00	325.00	275.00	500.00	275.00	225.00	275.00
SHOE REPAIR HALF SOLE	PAIR	150.00	80.00	175.00	125.00	145.00	72.50	75.00
SHOES POLISH CHARGES AVERAGE SHOP	PAIR	20.00	20.00	20.00	30.00	18.33	17.50	20.00
HOUSE RENT (combined)	MONTH	4171.00	7479.00	8079.00	4987.00	7626.00	5721.00	4768.00
rent 2	pm	4171.00	7479.00	8079.00	4987.00	7626.00	5721.00	4768.00
RENT3	PM	4171.00	7479.00	8079.00	4987.00	7626.00	5721.00	4768.00
RENT4	PM	4171.00	7479.00	8079.00	4987.00	7626.00	5721.00	4768.00
RENT5	PM	4171.00	7479.00	8079.00	4987.00	7626.00	5721.00	4768.00
RENT6	PM	4171.00	7479.00	8079.00	4987.00	7626.00	5721.00	4768.00
SYNTHETIC ENEMAL ROBIALAC BALTI 3.64 LTR.	EACH	2198.00	2093.00	2325.00	2300.00	2840.00	2840.00	2840.00
SYNTHETIC ENEMAL ICI BALTI 3.64 LTR.	EACH	2350.00	2080.00	2325.00	2500.00	2970.00	2970.00	2780.00
CEMENT (LOCAL) SPECIFY BRAND NAME	BAG	580.00	590.00	570.00	610.00	584.00	580.00	600.00
BRICKS (NEW) IST CLASS	P/1000	8500.00	9000.00	7300.00	7200.00	6350.00	6000.00	6000.00
CEMENT BLOCKS (6"x8"x12")	P/100	0.00	0.00	0.00	6000.00	0.00	0.00	0.00
BAJREE	100CFT	5600.00	6500.00	5850.00	4200.00	5075.00	3800.00	2600.00
SAND (BLACK PIT SAND)	K100CFT	2400.00	2500.00	2200.00	2000.00	2000.00	1800.00	1800.00
TIMBER SHESHAM LOG IST QUALITY	cubmt.	52111.00	67000.00	63558.00	60000.00	105930.00	96715.00	70620.00
IRON BAR (M.S. BAR) 1/2"	P/TON	96000.00	92000.00	96000.00	94000.00	99000.00	99000.00	98000.00
CARPANTER WAGE RATE	P/DAY	1200.00	1000.00	800.00	1000.00	1100.00	1000.00	1050.00
MASON (RAJ) WAGE RATE	P/DAY	1200.00	1200.00	1200.00	1000.00	1100.00	950.00	1050.00
UNSKILLED LABOUR WAGE RATE	P/DAY	700.00	800.00	700.00	600.00	600.00	525.00	600.00
PLUMBER WAGE RSTE	P/DAY	1000.00	1000.00	800.00	1000.00	1100.00	1050.00	1050.00
ELECTICIAN WAGE RATE PER DAY **	P/DAY	800.00	0.00	0.00	1000.00	0.00	0.00	0.00
ELECTICIAN WAGE RATE PER POINT **	P/PNT	170.00	140.00	130.00	150.00	100.00	90.00	85.00
WATER CHARGES PER HOUSE	P/MONTH	70.00	100.00	128.75	70.00	100.00	0.00	75.00
ELECT.CHARGES UPTO 50 UNITS	P/UNIT	2.00	2.00	2.00	2.00	2.00	2.00	2.00
ELECT.CHARGES 01 - 100 UNIT	P/UNIT	6.22	6.22	6.22	6.22	6.22	6.22	6.22
ELECT.CHARGES 101 - 300 UNIT	P/UNIT	9.59	9.59	9.59	9.59	9.59	9.59	9.59
ELECT.CHARGES 301 - 1000 UNIT	P/UNIT	18.03	18.03	18.03	18.03	18.03	18.03	18.03
ELECT.CHARGES ABOVE 1000 UNIT	P/UNIT	21.13	21.13	21.13	21.13	21.13	21.13	21.13
ELEC	PM	11.39	11.39	11.39	11.39	11.39	11.39	11.39
GAS CHRg upto 3.3719 MMBTU	MMBTU	145.08	145.08	145.08	145.08	145.08	145.08	145.08
GAS CHRg 3.3719 - 6.7438 MMBTU	MMBTU	308.88	308.88	308.88	308.88	308.88	308.88	308.88
GAS CHRg 6.7438 - 10.1157 MMBTU	MMBTU	321.75	321.75	321.75	321.75	321.75	321.75	321.75
GAS CHRg10.1157 - 13.4876 MMBTU	MMBTU	1310.40	1310.40	1310.40	1310.40	1310.40	1310.40	1310.40
GAS	PM	1708.20	1708.20	1708.20	1708.20	1708.20	1708.20	1708.20
GAS	PM	758.86	758.86	758.86	758.86	758.86	758.86	758.86
KEROSENE OIL	LTR	125.00	135.00	128.00	122.00	120.00	120.00	120.00
FIREWOOD WHOLE	40 KG.	750.00	700.00	600.00	600.00	708.33	655.00	500.00
CHAIR SHESHAM WOOD WITH ARMS **	EACH	3500.00	4000.00	2750.00	2500.00	2350.00	2350.00	2100.00
CHAIR PLASTIC (CHAIRMAN) AVERAGE QUALITY	EACH	900.00	600.00	850.00	900.00	675.00	650.00	575.00
TABLE SHESHAM WOOD (4X2X5") ***	EACH	10000.00	7000.00	5000.00	5000.00	5200.00	5000.00	3250.00
SOFASET WOODEN WITH FOAM SEAT **	SET	28000.00	13500.00	19000.00	20000.00	16375.00	13500.00	17000.00
COT IRON (WITH NIWAR)AV.QLTY.	EACH	2600.00	2000.00	2750.00	2400.00	2087.50	2000.00	1900.00
ALMIRAH (STEEL) 6'X3' 20 GUAGE	EACH	10008.00	9000.00	13000.00	9000.00	7850.00	7750.00	9750.00
DINNING TABLE 6 CHAIRS A.QLTY	SET	25000.00	27500.00	22500.00	35000.00	21000.00	23500.00	24500.00
SINGLE BED WITHOUT FOAM MED.	EACH	9000.00	8000.00	11000.00	12000.00	6125.00	5750.00	5250.00
MATRESS SINGLE(4"THICK)	EACH	6600.00	4000.00	5500.00	6500.00	6900.00	6900.00	6900.00
FARSHI DARI 12'X9' AV.QLTY	EACH	975.00	1000.00	1125.00	2500.00	1200.00	1300.00	1100.00
DARI COTTON (6'x2 1/2) AV.QL	EACH	500.00	500.00	550.00	500.00	541.67	600.00	450.00
CARPET PLAIN AV. QLTY	SQFT.	41.00	50.00	57.50	35.00	25.00	25.00	25.00
QUILT (LIHAF) 3 KG. COTTON	EACH	1050.00	1000.00	1200.00	1500.00	1081.25	900.00	650.00
BLANKET (90" x 54")	EACH	3000.00	4000.00	4750.00	5500.00	4250.00	4250.00	2900.00
BEDSHEET SINGLE BED SUP.QLTY	EACH	400.00	600.00	850.00	750.00	633.33	525.00	750.00

Contd.



### 7.11 Intercity Consumer Prices April, 2019

Description	Unit	Wazirabad	Sialkot	Faisalabad	Jhang	Multan	Muzaffargarh	D.G. Khan
BED SHEET DOUBLE WITH TWO PILLOW COVERS SUP QLTY	SET	1000.00	1200.00	1712.50	2000.00	1258.33	1150.00	1350.00
TOWEL(3'x2') AV. QALTY	EACH	175.00	300.00	250.00	350.00	242.00	245.00	200.00
CEILING FAN 48" SUPER QLTY **	EACH	2500.00	2500.00	3750.00	3800.00	4055.00	4055.00	3995.00
PEDESTAL FAN 22" SUPER QLTY	EACH	4000.00	4000.00	4750.00	6000.00	6285.00	6310.00	5550.00
REFG. DAWLENCE 10 CFT. D.DOOR	EACH	32000.00	36200.00	31000.00	41700.00	36700.00	36700.00	34300.00
D-FREEZER WAVES 8 CFT.	EACH	32000.00	31111.00	29500.00	33000.00	33000.00	33000.00	31500.00
AIRCONDITIONER 1.5 TON PEL	EACH	40000.00	44000.00	42000.00	41500.00	40000.00	40000.00	42000.00
SPLIT AIR CONDITIONER 1.5 TON (SPECIFY BRAND NAME)	EACH	48000.00	46000.00	50000.00	63000.00	56100.00	56100.00	56000.00
AIRCOOLER SUPER ASIA	EACH	14000.00	13000.00	12000.00	14000.00	14500.00	14500.00	18000.00
WASHING MACHINE SINGER	EACH	18500.00	17000.00	18800.00	16000.00	17000.00	17000.00	17100.00
SEWING MACHINE(SINGER)	EACH	8805.00	7400.00	8600.00	8500.00	8800.00	8800.00	8800.00
GIZER LARGE SIZE 30 GALLON CAPACITY SUP QLTY	EACH	22900.00	13750.00	19500.00	25900.00	25900.00	25900.00	25900.00
GAS BURNER DOUBLE SPFY.BRAND	EACH	1400.00	1500.00	1550.00	2200.00	2000.00	1750.00	1600.00
ELECT. IRON PHILIPS MDL.1120	EACH	2200.00	2000.00	2000.00	2000.00	2300.00	2300.00	2400.00
ELECTRIC JUICER FOR APPLE	EACH	4500.00	6000.00	6000.00	7800.00	10500.00	10500.00	4500.00
S.STEEL DEGHCHI MEDIUM SIZE ***	EACH	600.00	550.00	600.00	550.00	790.00	475.00	350.00
ALUMINIUM COOKING PAN (DEGCHI ) MED SIZE	EACH	550.00	500.00	550.00	1500.00	437.50	355.00	350.00
NON STICK COOKING PAN (DEGCHI ) SUP. QLTY	EACH	1500.00	1000.00	1100.00	1400.00	925.00	775.00	1000.00
FRYING PAN STEEL AVG. QLTY MED. SIZE	EACH	500.00	440.00	325.00	600.00	313.75	220.00	475.00
TAWA IORN (MEDIUM SIZE) AVG. QLTY	EACH	300.00	350.00	375.00	390.00	225.00	220.00	200.00
S.STEEL PLATE A.QLTY.(M.SIZE)	EACH	90.00	85.00	65.00	100.00	80.00	60.00	65.00
TABLE SPOON S.STEEL SUP.QLTY.	DOZEN	350.00	340.00	475.00	550.00	296.67	275.00	420.00
WATER SET JUG+6 GLASSES (OMROC)	SET	400.00	1150.00	725.00	750.00	625.00	625.00	400.00
TEA SET PAK. CHINAWARE 21 PCS.	SET	2200.00	2200.00	2350.00	3200.00	3033.33	3050.00	3000.00
DINNER SET PLASTIC 72 PIECES SUPERIOR QLTY	SET	5500.00	5500.00	8250.00	8000.00	4925.00	4750.00	6000.00
HOTPOT SET PLASTIC 3 PCS.	SET	1600.00	1350.00	1325.00	2500.00	1475.00	1400.00	1900.00
BUCKET(BALTI) PLASTIC MED.SIZ	EACH	280.00	280.00	450.00	450.00	295.00	280.00	400.00
LOTA PLASTIC (MED SIZE) AVERAGE QUALITY	EACH	50.00	80.00	60.00	60.00	56.00	55.00	65.00
PRESURE COOKER 4 LTR.	EACH	1780.00	1250.00	1650.00	2150.00	1850.00	1850.00	1450.00
WATER COOLER 9/10 LTR.PLASTIC ***	EACH	650.00	650.00	950.00	1500.00	716.67	700.00	850.00
THERMOS STARVAC 1 LTR	EACH	600.00	800.00	650.00	850.00	700.00	700.00	650.00
BULB PHILIPS 100-WATTS	EACH	35.00	30.00	25.00	30.00	40.00	40.00	50.00
TUBE LIGHT PHILIPS 40 WATTS	EACH	120.00	110.00	107.50	160.00	170.00	170.00	170.00
ELECTRIC BLUBS "0" WATTE LOCAL	EACH	25.00	20.00	20.00	25.00	20.00	20.00	25.00
ELECTRIC BLUB ENERGY SAVER 14 WATTS	EACH	170.00	155.00	165.00	150.00	165.00	165.00	190.00
WASHING SOAP 250 GMS SPECIFY BRAND NAME	EACH	45.00	45.00	30.00	45.00	22.00	20.00	25.00
SURF EXCEL 400 GMS POLY BAG	EACH	150.00	112.00	150.00	150.00	150.00	150.00	125.00
WASHING POWDER 1000 GRM	EACH	190.00	200.00	190.00	190.00	199.00	199.00	190.00
WASHING POWDER (WHEEL/ BONUS) 100 GRAMS	EACH	95.00	125.00	95.00	95.00	100.00	100.00	95.00
CLEANSER POWDER VIM 1000 GM	PKT.	85.55	93.75	82.00	80.00	88.89	88.89	80.00
FINIS 500 ML	BOTTLE	193.75	225.00	234.00	250.00	200.00	237.50	195.00
PHNYLE TYPHONE/FINIS/CARRANITE 3 LITRES	BOTTLE	150.00	150.00	150.00	180.00	180.00	180.00	160.00
HARPIC	BOTTLE	190.00	190.00	190.00	190.00	190.00	190.00	190.00
BOOT POLISH CHERRY/KIWI 50ML	EACH	166.67	115.00	140.00	130.00	166.67	166.67	140.00
ROBIN BLUE (35 GRAMS)	PKT.	60.00	55.00	65.00	65.00	65.00	65.00	60.00
TISSU PAPER PERFUMED 100 PCS.	PKT	145.00	120.00	130.00	105.00	140.00	140.00	150.00
TOILET PAPER ROLL (R.PETEL)	P/ROLL	40.00	50.00	50.00	45.00	50.00	50.00	50.00
BOOT POLISH LIQUID CHEERY BLOSSOM KIWI 75 ML	BOTTLE	175.00	160.00	180.00	160.00	160.00	160.00	180.00
MATCH BOX SMALL	EACH	2.00	2.00	2.50	3.00	3.00	3.00	3.00
DRY CELL 1.5 VOLT(LOCAL)	EACH	25.00	15.00	40.00	25.00	25.00	25.00	30.00
HAND STITCHING NEEDLE M.SIZE	PACKET	5.00	10.00	9.00	10.00	10.00	10.00	10.00
SEWING MACHINE NEEDLE (SINGER)	EACH	6.00	8.00	7.00	11.00	8.60	8.60	5.00
HOUSEHOLD SERVANT FEMALE P/T	P/MNTH	2000.00	1500.00	2750.00	3000.00	1500.00	1200.00	1750.00
MARRIAGE HALL WITH FURNITURE	P/HEAD	105.00	100.00	180.00	150.00	96.67	72.50	110.00
SEPTRAN TABLETS	10TAB.	20.00	21.00	20.00	20.10	20.89	20.89	22.80
BRUFEN TABS 200-MG.	10TAB.	10.00	10.00	10.00	8.90	8.90	8.90	8.90
PANADOL TAB. EXTRA/PLAIN	10TAB.	13.00	13.00	12.63	13.25	13.24	13.24	13.20
DISPRIN TAB.	10TAB.	16.00	16.00	16.00	16.00	16.00	16.00	16.00
TRISIL TAB.	10 TAB	15.00	15.00	12.00	15.30	11.56	11.56	15.30
FLAGYL TAB. 200 MG.	10TAB.	10.00	10.00	10.00	16.00	10.00	10.00	10.00
VENTOLIN TAB. 2MG.	10TAB.	10.00	10.00	10.00	10.30	10.31	10.31	10.30
DAONIL TAB. 5 MG.	10TAB.	17.00	17.00	17.00	21.50	21.66	21.66	21.70

Contd.

### 7.11 Intercity Consumer Prices April, 2019

Description	Unit	Wazirabad	Sialkot	Faisalabad	Jhang	Multan	Muzaffargarh	D.G. Khan
ENTOX TAB.	10TAB.	15.00	16.00	16.00	16.00	16.04	16.04	16.00
RENITEC TAB. 5 MG.	10TAB.	58.50	62.00	61.00	61.00	62.23	62.23	62.20
CAC. 1000 TAB	BOTTLE	133.08	153.00	153.00	153.00	153.04	153.04	153.00
AMOXIL CAPSOLE 250 MG.S	10CAP.	35.00	36.00	36.00	35.70	36.44	36.44	36.40
CALCIUM SYRUP SANDOZ	BOTTLE	64.00	64.00	64.00	64.00	64.00	64.00	64.00
LEDERPLEX SYRUP	BOTTLE	52.74	52.70	53.00	52.75	52.74	52.74	52.74
SANCOS SYRUP (50 ML.)	BOTTLE	55.00	30.00	55.00	30.00	30.00	30.00	30.00
PHENERGAN SYRUP 120 ML.	BOTTLE	35.35	42.00	42.00	36.74	42.25	40.88	42.25
CALPOL SYRUP 60 ML.	BOTTLE	30.60	29.58	47.32	51.25	30.72	30.72	29.58
HYDRYLLIN SYRUP 120 ML.	BOTTLE	69.00	69.00	69.00	69.00	69.00	69.00	69.00
POLYFAX EYE OINTMENT	TUBE	21.00	22.51	23.00	22.75	23.38	23.38	22.51
BETNESOL EYE DROPS	BOTTLE	33.89	34.50	34.50	34.60	34.60	34.60	34.60
EAR DROPS (CARDISPORINE) ***	BOTTLE	21.00	21.00	25.00	25.00	21.00	21.00	25.89
BETNOVATE-N OINTMENT 5 GMS	TUBE	16.67	16.00	16.00	16.00	16.68	16.68	16.00
BURNOL CREAM 30 GRM	TUBE	55.42	55.42	55.00	55.42	55.42	55.42	55.42
VICKS VAPORUB/BALM	BOTTLE	36.00	36.00	36.00	36.00	36.00	36.00	36.00
GLYCRINE SMALL BOTTLE	BOTTLE	20.00	35.00	24.00	30.00	25.00	25.00	25.00
JOUHAR JOSHANDA	PKT.	10.00	10.00	10.00	10.00	10.00	10.00	10.00
GALXOS-D (450 GRMS)	PKT.	157.50	157.50	140.00	157.50	157.50	157.50	157.50
GRIPE-WATER WOODWARDS	BOTTLE	60.00	66.00	67.00	66.30	66.49	66.49	66.00
SANIPLAST ONE PUTTY	EACH	2.00	1.40	2.00	2.00	1.45	1.45	1.60
O.R.S. (NIMCOL)	PKT.	18.00	15.00	18.00	18.00	18.00	18.00	18.00
DETTOL (MEDIUM)	BOTTLE	100.00	150.00	150.00	150.00	150.00	150.00	150.00
COTTON BANDAGE 2" - 4"	EACH	7.50	10.00	8.50	7.50	10.00	10.00	8.00
THERMOMETER CHINA	EACH	60.00	40.00	60.00	50.00	55.83	57.50	50.00
DOCTOR (MBBS) CLINIC FEE	P/PAT.	100.00	100.00	250.00	500.00	150.00	100.00	200.00
URINE TEST (DR) CHARGES	P/TEST	100.00	150.00	250.00	80.00	121.25	55.00	100.00
BLOOD TEST (CP) CHARGES	P/TEST	300.00	350.00	500.00	240.00	290.00	225.00	350.00
SUGAR TEST (RANDOM/FASTING BOTH) CHARGES	P/TEST	200.00	200.00	200.00	100.00	143.33	100.00	140.00
ECG CHARGES	P/TEST	200.00	150.00	300.00	200.00	312.50	125.00	350.00
X-RAY (CHEST) CHARGES	P/X-RAY	300.00	200.00	500.00	600.00	275.00	200.00	375.00
CAR SUZUKI 800 CC (W/O. A/C)	EACH	0.00	817750.00	817750.00	867500.00	817750.00	0.00	817750.00
CAR SUZUKI 1000 CC	EACH	0.00	1400000.00	1410000.00	1566000.00	1455000.00	0.00	1516000.00
CAR TOYOTA 1300 CC	EACH	0.00	2076000.00	2076000.00	2076000.00	2094000.00	0.00	5004125.00
CAR HONDA CIVIC	EACH	0.00	2964500.00	0.00	0.00	2861500.00	0.00	0.00
MOTORCYCLE HONDA CD-70.	EACH	70500.00	70500.00	69500.00	70500.00	70500.00	70500.00	70500.00
MOTORCYCLE YAMAHA 100CC.	EACH	79300.00	79300.00	79300.00	79300.00	80000.00	80000.00	79300.00
MOTOR CYCLE HERO 70 CC	EACH	44000.00	45000.00	47500.00	48500.00	47500.00	0.00	48000.00
BICYCLE WITH TYRES & TUBES	EACH	8000.00	7200.00	9500.00	9500.00	8500.00	8500.00	8000.00
TYRE CAR WITH TUBE GENERAL	EACH	3000.00	3000.00	3500.00	3500.00	3300.00	3300.00	3200.00
TYRE MOTOR CYCLE WITHOUT TUBE	EACH	1200.00	1120.00	1300.00	1100.00	1180.00	1180.00	1100.00
TYRE CYCLE SPECIFY BRAND NAME	EACH	350.00	350.00	450.00	400.00	450.00	450.00	320.00
TYRE CAR W/O TUBE	EACH	2850.00	3000.00	3200.00	3400.00	3300.00	0.00	2900.00
PETROL SUPER	LITRE	98.89	98.89	98.89	98.89	98.89	98.89	98.89
HIGH SPEED DIESEL HSD	LITRE	117.43	117.43	117.43	117.43	117.43	117.43	117.43
CNG	K.G.	79.99	78.95	79.95	80.00	79.26	78.95	78.95
GAS CYLINDER STAND. SIZE	EACH	1210.00	1320.00	1250.00	1300.00	1206.67	1320.00	1200.00
MOTOR CYCLE SERVICE CHARGES	EACH	300.00	175.00	225.00	270.00	270.00	275.00	250.00
CAR SERVICE CHARGES	EACH	250.00	400.00	312.50	300.00	275.00	275.00	225.00
TYRE PUNCTURE CHARGES	EACH	80.00	100.00	90.00	60.00	70.00	65.00	40.00
CYCLE OVERHAULING CHARGES	EACH	200.00	350.00	275.00	500.00	281.00	290.00	275.00
CAR TAX FOR 800CC TO 1300CC	YEARLY	2650.00	2650.00	2650.00	2650.00	2650.00	2650.00	2650.00
TRAIN FARE ECO. 1-100 KM.	P/KM.	2.05	2.05	2.05	2.05	2.05	2.05	2.05
TRAIN FARE ECO. 101-500 KM.	P/KM.	1.36	1.36	1.36	1.36	1.36	1.36	1.36
TRAIN FARE ECO. > 500 KM.	P/KM.	0.98	0.98	0.98	0.98	0.98	0.98	0.98
TRAIN FARE IST SLP. 1-100KM	P/KM.	3.00	3.00	3.00	3.00	3.00	3.00	3.00
TRAIN FARE IST SLP.101-500 KM	P/KM.	2.45	2.45	2.45	2.45	2.45	2.45	2.45
TRAIN FARE IST SLP. > 500 KM	P/KM.	1.57	1.57	1.57	1.57	1.57	1.57	1.57
TRAIN FARE A/C SLP. 1-100KM.	P/KM	6.20	6.20	6.20	6.20	6.20	6.20	6.20
TRAIN FARE A/C SLP.101-500KM	P/KM	5.54	5.54	5.54	5.54	5.54	5.54	5.54
TRAIN FARE A/C SLP > 500KM.	P/KM	4.10	4.10	4.10	4.10	4.10	4.10	4.10

Contd.

### 7.11 Intercity Consumer Prices April, 2019

Description	Unit	Wazirabad	Sialkot	Faisalabad	Jhang	Multan	Muzaffargarh	D.G. Khan
PLATEFORM TICKET	EACH	10.00	10.00	10.00	10.00	10.00	10.00	10.00
AUTO RICKSHAW FARES	KM/MIN	50.00	60.00	65.00	50.00	30.00	30.00	50.00
FULL TONGA CHARGES	KM/MIN	60.00	60.00	75.00	100.00	49.38	50.00	56.00
TAXI 4 SEATER FARE	KM/MIN	100.00	100.00	60.00	90.00	100.00	100.00	50.00
BUS FARE MIN (WITHIN CITY)	TICKET	10.00	0.00	20.00	0.00	9.00	0.00	0.00
BUS FARE MAX (WITHIN CIT	TICKET	20.00	0.00	50.00	0.00	21.00	0.00	0.00
BUS FARE OUTSIDE CITY	P/KM.	1.60	0.86	1.10	1.36	1.20	1.20	1.30
A/C BUS FARE OUTSIDE CITY	P/KM.	1.45	1.45	1.74	2.27	1.50	1.50	2.00
MINIBUS FARE MIN.WITH IN CITY	TICKET	10.00	0.00	0.00	0.00	11.00	0.00	0.00
MINIBUS FARE MAX.WITH IN CITY	TICKET	10.00	0.00	0.00	0.00	24.00	0.00	0.00
SUZUKI FARE MIN.WITH IN CITY	TICKET	0.00	15.00	20.00	15.00	11.00	0.00	8.00
SUZUKI FARE MAXIMUM W.IN CITY	TICKET	0.00	18.75	30.00	20.00	21.00	0.00	8.00
AIR FARE ECONOMY CLASS.	P/KM.	0.00	14.56	14.56	0.00	14.56	0.00	14.56
POSTAL ENVELOPE DOMESTIC	EACH	8.00	8.00	8.00	8.00	8.00	8.00	8.00
ENVELOPE FOR SAUDI ARABIA	EACH	50.00	50.00	60.00	50.00	50.00	50.00	50.00
POSTAL REGISTRATION CHARGES	EACH	38.00	38.00	38.00	38.00	38.00	38.00	38.00
U.M.S. REG CHARGES MIN.	EACH	59.00	59.00	59.00	59.00	59.00	59.00	59.00
T.C.S. CH. MIN.WITH IN ZONE	EACH	200.00	200.00	200.00	200.00	200.00	200.00	200.00
TELEPHONE CHARGES LOCAL CALL	P/CALL	4.65	4.65	4.65	4.65	4.65	4.65	4.65
TEL CHARGES OUT SIDE CITY	P/CALL	4.65	4.65	4.65	4.65	4.65	4.65	4.65
INTERNET CHARGES	P/HOUR	50.00	25.00	22.50	60.00	20.00	22.50	20.00
MOBILE CELL CHARGES	P/UNIT	3.00	3.06	3.00	3.00	3.00	4.00	3.00
FAX CHARGES (LOCAL)	P/PAGE	30.00	20.00	20.00	30.00	20.00	20.00	15.00
TELEPHONE SET AV. QLTY	EACH	1000.00	500.00	600.00	1000.00	775.00	475.00	900.00
MOBILE SET NOKIA/SONY/ERICSON/SAMSUNG WITHOUT CAMERA	EACH	4250.00	2600.00	2200.00	3300.00	3800.00	3800.00	2900.00
T.V. 20" COLORED WEGA H-A21.	EACH	18500.00	20000.00	32500.00	12500.00	23500.00	23500.00	23500.00
T.V 20" COLOR CHINA/KORIA)	EACH	7000.00	13500.00	16900.00	5500.00	15500.00	15500.00	14900.00
V.C.P. PANASONIC/LG/NAT	EACH	0.00	5400.00	5750.00	0.00	0.00	0.00	0.00
DVD/VCD PLAYER PANASONIC/LG	EACH	4100.00	4500.00	4500.00	6000.00	4500.00	4200.00	4000.00
RADIO WITH C.PLAYER NATIONAL	EACH	2500.00	2250.00	2175.00	1250.00	3500.00	0.00	3000.00
PERSONNEL COMPUTER (BRANDED)	EACH	37500.00	35000.00	38820.00	62000.00	48200.00	48200.00	35000.00
VID. CASSETTE BLK. TDK/SONY	EACH	0.00	100.00	150.00	100.00	180.00	170.00	150.00
COM. C.D. (TDK/IMATION)	EACH	35.00	70.00	65.00	50.00	60.00	60.00	60.00
TAPE RECORDER CASSETTE BLANK	EACH	35.00	30.00	70.00	60.00	50.00	42.50	40.00
VIDEO GAME SEGA 16 BYTE	EACH	0.00	1250.00	1450.00	1200.00	1300.00	0.00	1600.00
CINEMA A/C. HIGH CLASS	TICKET	0.00	500.00	250.00	0.00	275.00	0.00	0.00
CINEMA NON-A/C HIGH CLASS	TICKET	0.00	300.00	250.00	30.00	150.00	40.00	35.00
CABLE CHARGES	P/MONTH	300.00	287.50	300.00	300.00	300.00	275.00	350.00
TV.LIGENCE FEE DOMESTIC	YEARLY	420.00	420.00	420.00	420.00	420.00	420.00	420.00
ENGLISH BOOK CLASS V1	EACH	82.00	82.00	82.00	76.00	82.00	82.00	82.00
ENGLISH BOOK CLASS IX OR X	EACH	137.00	137.00	137.00	130.00	137.00	137.00	137.00
ENG. BOOK IST.YR COMPLETE SET	EACH	82.00	82.00	82.00	82.00	82.00	82.00	82.00
ENGLISH BOOK BA/B.SC	EACH	260.00	260.00	260.00	260.00	260.00	260.00	260.00
URDU BOOK CLASS V (T.B.BORD)	EACH	62.00	62.00	62.00	57.00	62.00	62.00	62.00
URDU BOOK CLASS IX/X(T.B.B)	EACH	148.00	148.00	148.00	140.00	148.00	148.00	148.00
URDU BOOK IST.YEAR/INTER	EACH	51.00	53.00	51.00	51.00	51.00	51.00	51.00
URDU BOOK BA/B.SC	EACH	140.00	225.00	250.00	140.00	140.00	140.00	140.00
MATHS BOOK CALSS V (T.B.B)	EACH	83.00	76.00	76.00	83.00	83.00	83.00	76.00
MATHS BOOK CLASS IX OR X	EACH	262.00	228.00	268.00	268.00	250.00	250.00	268.00
MATHS BOOK IST.YEAR (T.B.B)	EACH	150.00	144.00	144.00	150.00	151.00	151.00	150.00
PAKISTAN STUDIES BOOK BA/B.SC	EACH	150.00	155.00	160.00	150.00	180.00	150.00	150.00
DAILY "DAWN"	P/COPY	25.00	25.00	25.00	25.00	25.00	25.00	25.00
DAILY "JANG"	P/COPY	20.00	20.00	20.00	20.00	20.00	20.00	20.00
DAILY "NAWA-E-WAQT"	P/COPY	20.00	20.00	20.00	20.00	20.00	20.00	20.00
WEEKLY "AKHBAR-E-JAHAN"	P/COPY	70.00	70.00	70.00	70.00	70.00	70.00	70.00
WEEKLY "MAG"	P/COPY	50.00	50.00	50.00	50.00	50.00	50.00	50.00
MONTHLY "NAUNEHAL DIGEST"	P/COPY	35.00	35.00	35.00	35.00	35.00	35.00	35.00
PAPER FOOLSCAPE (27"x17")	QUIRE	40.00	30.00	70.00	50.00	37.50	33.75	40.00
EXERCISE.BOOK LINED 80/100 PGS	EACH	50.00	80.00	87.50	70.00	32.50	27.50	30.00
PENCILGOLDFISH/DEER	EACH	7.00	10.00	6.00	7.00	7.50	7.50	7.00

Contd.

### 7.11 Intercity Consumer Prices April, 2019

Description	Unit	Wazirabad	Sialkot	Faisalabad	Jhang	Multan	Muzaffargarh	D.G. Khan
PEN INK DOLLOR 57 ML BOTTLE	EACH	20.00	25.00	25.00	25.00	30.00	30.00	20.00
PHOTOSTATE PAPER 70 GM	PRT	400.00	450.00	400.00	480.00	480.00	480.00	440.00
BALL PEN (local)	EACH	7.00	10.00	7.00	10.00	6.17	6.00	7.00
FOUNTAIN PEN HERO/WINGS/CHINA	EACH	70.00	50.00	52.50	60.00	59.00	60.00	50.00
PRIVATE SCHOOL FEE ENGLISH MEDIUM AVERAGE STANDARD (CLASS I)	P/MONTH	1600.00	1000.00	3003.75	1700.00	2558.33	1250.00	2075.00
PRIVATE SCHOOL FEE ENGLISH MEDIUM AVERAGE STANDARD (CLASS V)	P/MONTH	1800.00	1200.00	3052.50	1800.00	2841.67	1316.67	2325.00
PRIVATE SCHOOL FEE ENGLISH MEDIUM AVERAGE STANDARD (CLASS VI)	P/MONTH	2000.00	1300.00	3052.50	1800.00	3133.33	1450.00	2475.00
PRIVATE SCHOOL FEE ENGLISH MEDIUM AVERAGE STANDARD (CLASS X)	P/MONTH	2200.00	1500.00	3052.50	2000.00	3416.67	1716.67	3025.00
PRIVATE MEDICLE COLLEGE FEE MBBS (1ST YEAR)	P/MONTH	0.00	0.00	53500.00	0.00	45166.67	0.00	0.00
PRIVATE ENGINEERING COLLEGE FEE (ISTR YEAR)	P/MONTH	0.00	0.00	4950.00	0.00	16000.00	0.00	0.00
GOVT. COLLEGE FEE IST. YEAR	MONTH	50.00	50.00	50.00	50.00	50.00	50.00	50.00
GOVT. COLLEGE FEE 4TH. YEAR	MONTH	60.00	60.00	60.00	60.00	60.00	60.00	60.00
GOVT. UNIVERSITY FEE MSC.	MONTH	77.50	0.00	734.00	180.00	1833.33	0.00	833.00
GOVT. MED. COLLEGE FEE MBBS	MONTH	873.00	0.00	1338.00	0.00	1337.50	0.00	1250.00
GOVT. ENGG. COLL. FEE I YEAR	MONTH	1558.00	0.00	5750.00	0.00	3666.66	0.00	0.00
COACHING FEE FOR CLASS IX/X	P/MONTH	500.00	550.00	1400.00	1500.00	800.00	500.00	500.00
COACHING CHARGES FOR CLASS IST YEAR/INTER (SCIENCE)	P/MONTH	1200.00	1200.00	2000.00	2100.00	1200.00	900.00	1500.00
COACHING CHARGES FOR CLASS IST YEAR/INTER (COMMERCE)	P/MONTH	1200.00	1200.00	1500.00	2100.00	1133.33	900.00	1000.00
I.T. TUITION FEES	P/MONTH	3900.00	0.00	5800.00	2000.00	3000.00	0.00	2000.00
MBA TUITION FEES	P/MONTH	2000.00	0.00	19000.00	0.00	7390.00	0.00	2000.00
BREAD TANDOORI ST. SIZE	EACH	6.00	7.00	7.00	6.00	6.50	6.00	5.50
COOKED MUTTON (AV. HOTEL)	PLATE	180.00	200.00	275.00	250.00	148.33	145.00	150.00
COOKED BEEF (AV. HOTEL)	PLATE	100.00	130.00	152.50	150.00	106.67	100.00	100.00
COOKED DAL (AV. HOTEL)	PLATE	60.00	60.00	60.00	80.00	43.33	45.00	40.00
CHICKEN BIRYANI FULL/DOUBLE	PLATE	150.00	160.00	152.50	200.00	131.67	100.00	110.00
TEA PREPARED (ORDINARY)	CUP	20.00	20.00	22.50	20.00	22.00	20.00	25.00
HAIRCUT CHARGES FOR MEN	P/CUT	70.00	60.00	82.50	60.00	96.67	85.00	65.00
BEAUTY PORL HAIR STYL CHARGE	P/STY.	300.00	175.00	212.50	300.00	300.00	225.00	275.00
SHAVING CHARGES	PER SHV	40.00	40.00	50.00	30.00	45.00	50.00	50.00
LIPSTICK S.MISS/MEDORA	EACH	130.00	130.00	130.00	140.00	130.00	130.00	140.00
NAIL POLISH S.MISS/MEDORA	EACH	70.00	100.00	115.00	135.00	100.00	100.00	70.00
PERFUME MED.SIZE MEDORA/BROACH	EACH	130.00	200.00	220.00	230.00	140.00	140.00	130.00
HAIR-OIL AMLA/CHAMBELI	BOTTLE	140.00	150.00	130.00	130.00	140.00	140.00	130.00
TOILET SOAP LUX 95 GRAMS	EACH	44.78	38.00	53.00	35.00	40.00	40.00	40.00
TOILET SOAP LIFEBOUY 140 GRM	EACH	48.69	46.50	50.00	47.00	40.00	40.00	40.00
TOILET SOAP SAFEGUARD BATH SIZE	EACH	55.00	50.00	53.00	55.00	55.00	55.00	53.00
TOOTHPASTE MACKLINES 70 GRM	EACH	50.00	50.00	65.00	50.00	50.00	50.00	50.00
TOOTHPAST MED SIZE CLGATE 70 GMS	EACH	74.67	95.00	90.00	90.00	80.00	80.00	75.00
TOOTHBRUSH SHEILD A/PLAUQUE	EACH	50.00	60.00	80.00	75.00	40.00	40.00	40.00
TOOTHPOWDER DENTONIC 90 GRM	EACH	40.00	35.00	45.00	45.00	45.00	45.00	45.00
HAIR-COLOUR BEGIN (6 GMS)	EACH	130.00	100.00	100.00	120.00	130.00	130.00	130.00
HAIR COLOUR (KALAKOLA)	BOTTLE	140.00	120.00	130.00	130.00	130.00	130.00	130.00
FACECREAM PONDS (MEDIUM)	EACH	130.00	105.00	130.00	130.00	130.00	130.00	130.00
TALC POWDER VICE ROAY,B.CAT	EACH	165.00	130.00	165.00	165.00	185.00	185.00	185.00
BLADE TREET ORDINARY 10'S	PKT.	40.00	40.00	35.00	45.00	35.00	35.00	35.00
BLADE 7-O-CLOCK STAIN. 5'S	PKT.	35.00	30.00	35.00	45.00	35.00	35.00	40.00
SHAMPOO SUNSILK/PAINTIN 100 ML	BOTTLE	110.00	110.00	100.00	100.00	123.75	123.75	110.00
BEAUTY CREAM (FAIR & LOVELY)	EACH	230.00	99.00	75.00	230.00	230.00	230.00	130.00
HAIR REMOVING CREAM (EU-CREAM)	TUBE	70.00	65.00	70.00	70.00	70.00	70.00	70.00
GEL MEDIUM SIZE	BOTTLE	80.00	150.00	95.00	125.00	100.00	100.00	155.00
DISPOSABLE RAZOR GILLET-II	EACH	45.00	45.00	50.00	45.00	48.33	50.00	50.00
SHAVING CREAM TOUCH-ME/ADM.	EACH	80.00	60.00	80.00	85.00	70.00	70.00	80.00
GOLD TEZABI 24 CT	10 GM.	60100.00	61214.00	60950.00	60013.00	60000.00	60000.00	59757.00
SILVER TEZABI 24 CT	10 GM.	780.00	775.00	800.00	754.00	745.00	745.00	755.00
ARTIFICIAL JEWELLARY SET	SET	1000.00	250.00	575.00	500.00	656.25	575.00	550.00
WRIST WATCH GENTS CITIZEN (ORIGINAL) ***	EACH	2500.00	2500.00	11900.00	6000.00	2500.00	2600.00	2500.00
WRIST WATCH LADIES CITIZEN (ORIGINAL) ***	EACH	2400.00	2500.00	7850.00	6000.00	2500.00	0.00	2500.00
WALL CLOCK QUARTZ AV.QLTY	EACH	500.00	500.00	537.50	1000.00	475.00	425.00	550.00
SUITCASE REXIN (24"x16"x6")	EACH	1500.00	1200.00	1250.00	1500.00	775.00	775.00	1200.00
TRUNK MEDIUM SIZE ***	EACH	1500.00	1500.00	1900.00	1400.00	1191.67	1325.00	1500.00
PURSE LADIES (LEATHER) AVERAGE QUALITY	EACH	1000.00	500.00	675.00	1200.00	1266.67	1300.00	650.00

### 7.11 Intercity Consumer Prices April, 2019

Description	Unit	Vehari	Sargodha	Mianwali	Bahawal- pur	Bahawal- nagar	R.Y. Khan
WHEAT	10 KG.	337.50	325.00	360.00	320.00	375.00	345.00
WHEAT FLOUR FINE/SUPERIOR.	KG.	40.00	41.00	40.00	40.00	40.00	40.00
WHEAT FLOUR AVG. QLTY	KG.	38.00	38.00	38.00	38.00	42.00	39.00
WHEAT FLOUR BAG	10 KG.	380.00	365.00	370.00	390.00	380.00	360.00
MAIDA	KG.	50.00	50.00	50.00	50.00	50.00	50.00
SUJI	KG.	50.00	50.00	50.00	50.00	50.00	50.00
BESAN AV. QLTY.	KG.	125.00	125.00	140.00	135.00	140.00	120.00
RICE BASMATI SUP. QLTY.	KG.	135.00	135.00	150.00	145.00	150.00	150.00
RICE BASMATI 385/386	KG.	85.00	80.00	100.00	110.00	85.00	80.00
RICE BASMATI BROKEN AV.QLTY	KG.	72.50	67.50	90.00	60.00	75.00	80.00
RICE IRRI-6 (SINDH/PUNJAB)	KG.	40.00	70.00	60.00	47.50	50.00	50.00
VERMICELLI	KG.	80.00	80.00	140.00	85.00	80.00	90.00
BREAD PLAIN MEDIUM SIZE	EACH	70.00	45.00	45.00	45.00	45.00	40.00
RUSK (PAPAY)	KG.	200.00	210.00	220.00	250.00	235.00	220.00
BISCUITS-PACKED	PKT	40.00	35.00	40.00	40.00	40.00	35.00
BISCUIT-BAKERY (LOOSE)	250 GM	100.00	80.00	80.00	120.00	80.00	90.00
CORNFLAKS FAUJI 225 GM.	PKT	189.00	193.50	200.00	189.00	210.00	171.00
SAMOSA (VEGATABLE)	EACH	15.00	17.50	20.00	11.00	20.00	20.00
PASTRY AV.QLTY.	EACH	40.00	40.00	40.00	45.00	30.00	40.00
PATTIES (VEGATABLES)	EACH	17.50	35.00	30.00	25.00	30.00	30.00
NIMCO	250 GM	80.00	60.00	80.00	65.00	85.00	100.00
CHIPS	250 GM	65.00	110.00	50.00	70.00	60.00	100.00
BEEF WITH BONE AV.QLTY.	KG	350.00	400.00	400.00	365.00	400.00	350.00
MUTTON AV.QLTY.	KG	700.00	875.00	750.00	725.00	787.50	700.00
CHICKEN FARM BROILER (LIVE)	KG	170.00	170.00	170.00	166.00	186.00	186.00
FISH-RAHU MEDIUM SIZE	KG	325.00	250.00	350.00	290.00	315.00	300.00
MILK FRESH (UNBOILED)	LTR.	75.00	70.00	70.00	67.50	70.00	70.00
CURD	KG.	87.50	90.00	90.00	80.00	80.00	85.00
MILK TETRA PACK 1/2 LTR.	PKT.	70.00	70.00	70.00	67.50	80.00	65.00
LACTOGEN 400 GRAMS	PKT.	500.00	500.00	520.00	520.00	500.00	500.00
POWDER MILK NIDO 400GM.	PKT	420.00	410.25	410.00	410.00	400.00	410.00
MILK POWDER LOOSE/PACKED	KG.	450.00	550.00	450.00	475.00	550.00	500.00
BUTTER LOCAL PACKED	50 GM.	35.00	40.00	60.00	80.00	30.00	30.00
EGGS FARM	DOZ	80.00	75.00	80.00	70.00	65.00	66.00
MUSTARD OIL AV.QLTY.	KG.	190.00	195.00	240.00	170.00	180.00	180.00
COOKING OIL (DALDA)	2.5LTR	530.00	520.00	520.00	545.00	495.00	475.00
COOKING OIL (PAKWAN) OTHER BRAND SPECIFY	2.5 LTR	508.00	495.00	400.00	425.00	460.00	433.00
VEGETABLE GHEE TIN	2.5KG.	515.00	495.00	520.00	515.00	485.00	515.00
VEGETABLE GHEE (LOOSE)	KG.	200.00	150.00	190.00	165.00	155.00	160.00
DATES AV.QLTY.	KG.	190.00	155.00	180.00	175.00	200.00	240.00
PISTACHIO AV.QLTY.	50 GM.	180.00	180.00	140.00	145.00	150.00	200.00
ALMONDS WHOLE AV.QLTY.	KG.	575.00	650.00	550.00	725.00	800.00	800.00
COCONUT DRY AV.QLTY.	KG.	480.00	400.00	450.00	420.00	480.00	400.00
RAISINS AV.QLTY.	50 GM.	22.50	30.00	30.00	23.00	20.00	30.00
GROUNDNUTS (WITH SHELL)	KG.	190.00	300.00	280.00	230.00	200.00	260.00
MALTA/MOSAMBI	DOZ	180.00	120.00	50.00	130.00	160.00	160.00
KINNU	DOZ	250.00	200.00	80.00	290.00	280.00	300.00
APPLE	KG	225.00	120.00	150.00	135.00	200.00	150.00
ALOO BUKHARA	KG	0.00	0.00	0.00	0.00	0.00	0.00
POMEGRANATE (ANNAR)	KG	0.00	0.00	0.00	0.00	0.00	0.00
GRAPES	KG	0.00	0.00	0.00	0.00	0.00	0.00
BANANAS	DOZ	80.00	80.00	70.00	85.00	90.00	70.00
MANGO KALMI	KG	0.00	0.00	0.00	0.00	0.00	0.00
GUAVA	KG	75.00	100.00	80.00	90.00	62.50	80.00
WATERMELON (TURBOOZ)	KG	80.00	0.00	20.00	40.00	50.00	60.00
MUSKMELON (KHARBOOZA)	KG	90.00	65.00	80.00	75.00	80.00	100.00
SWEETMELON (GARMA)	KG	0.00	0.00	0.00	0.00	0.00	0.00
PULSE MASOOR (WHOLE)	KG.	100.00	105.00	120.00	105.00	120.00	90.00
PULSE MASOOR (WASHED)	KG.	115.00	140.00	140.00	105.00	120.00	90.00
PULSE MOONG (WASHED)	KG.	150.00	150.00	140.00	145.00	125.00	140.00
PULSE MASH (WASHED)	KG.	185.00	180.00	140.00	140.00	180.00	130.00
PULSE GRAM	KG.	137.50	115.00	120.00	130.00	120.00	120.00
GRAM WHOLE BLACK AV QLTY.	KG.	127.50	115.00	100.00	110.00	100.00	110.00
GRAM WHOLE YELLOW AV.QLTY	KG.	180.00	150.00	150.00	155.00	198.75	160.00
BEANS (LAL LOBIA)	KG.	195.00	167.50	160.00	157.50	200.00	170.00

Contd.

### 7.11 Intercity Consumer Prices April, 2019

Description	Unit	Vehari	Sargodha	Mianwali	Bahawal- pur	Bahawal- nagar	R.Y. Khan
POTATOES	KG	17.50	15.00	20.00	20.00	12.50	20.00
ONION	KG	40.00	35.00	40.00	37.50	42.50	30.00
TURNIP	KG	0.00	0.00	0.00	0.00	0.00	0.00
RADISH	KG	0.00	0.00	0.00	0.00	0.00	0.00
TOMATOES	KG	65.00	80.00	70.00	75.00	60.00	60.00
CABBAGE	KG	20.00	50.00	40.00	42.50	40.00	40.00
CAULIFLOWER	KG	60.00	60.00	60.00	55.00	40.00	50.00
BRINJAL	KG	0.00	0.00	0.00	0.00	0.00	0.00
PUMPKIN	KG	0.00	0.00	0.00	0.00	0.00	0.00
BOTTLEGOURD	KG	55.00	80.00	80.00	62.50	80.00	80.00
LADY FINGER	KG	0.00	0.00	0.00	0.00	0.00	0.00
PEAS	KG	50.00	50.00	70.00	55.00	60.00	60.00
SPINACH	KG	15.00	22.50	30.00	22.50	15.00	10.00
TINDA	KG	200.00	200.00	80.00	0.00	120.00	200.00
TURAI	KG	0.00	0.00	0.00	0.00	0.00	0.00
KARAILA	KG	0.00	0.00	0.00	0.00	0.00	0.00
ARVI	KG	0.00	0.00	0.00	0.00	0.00	0.00
CHILLIES GREEN	KG	55.00	80.00	80.00	145.00	80.00	60.00
CARROT	KG	17.50	50.00	20.00	30.00	70.00	60.00
CUCUMBER (KHEERA)	KG	35.00	40.00	40.00	35.00	30.00	50.00
LEMON	250GM	30.00	25.00	30.00	40.00	50.00	50.00
SUGAR REFINED	KG.	63.00	64.00	66.00	65.00	64.00	62.00
GUR AV.QLTY	KG.	90.00	90.00	100.00	90.00	90.00	80.00
HONEY LANGANESE 500 GM.	BOTTLE	1260.00	1380.00	1000.00	1175.00	1000.00	900.00
MILO 200 GM.	BOTTLE	265.00	300.00	230.00	340.00	218.18	240.00
CUSTARD POWDER RAFHAN 300 GM.	PKT	85.00	85.00	85.00	89.00	85.00	80.00
TOFFEE (HILAL)	EACH	2.00	2.00	1.00	1.00	2.00	2.00
CHOWKELATE CANDY (SMALL SIZE)	EACH	5.00	5.00	6.00	5.00	5.00	5.00
SWEETMEAT (MIXED)	KG	350.00	295.00	350.00	390.00	292.50	380.00
ICE CREAM WALLS	CUP.	50.00	50.00	45.00	50.00	50.00	50.00
ICE	KG	7.50	10.00	5.00	8.50	5.00	5.00
JAM AHMED/MITCHELLES	BOTTLE	150.00	140.00	140.00	150.00	140.00	140.00
SQUASH-MITCHELLES	BOTTLE	165.00	175.00	185.00	175.00	180.00	165.00
ROOH AFZA	BOTTLE	200.00	200.00	190.00	200.00	200.00	190.00
JAM-E-SHIREEN	BOTTLE	200.00	220.00	210.00	210.00	200.00	200.00
SAUNF	50 GM	17.50	17.50	20.00	27.50	20.00	15.00
CINAMON LOOSE AV. QLTY	50 GM.	32.50	42.50	20.00	27.50	40.00	25.00
CUMINSEED WHITE NATIONAL	50 GM.	70.00	70.00	52.00	70.00	70.00	70.00
PEPPER BLACK NATIONAL	50 GM.	110.00	110.00	110.00	110.00	110.00	110.00
CLOVES LOOSE AV.QLTY	50 GM.	100.00	155.00	100.00	105.00	110.00	80.00
CARDAMOM LARGE LOOSE AV.QLTY	50 GM.	95.00	180.00	150.00	150.00	150.00	120.00
CARDAMOM SMALL AV.QLTY	50 GM.	175.00	140.00	200.00	150.00	180.00	120.00
SALT-POWDERED (LAHORI) LOOSE	KG.	14.00	10.00	10.00	12.00	10.00	10.00
SALT POWDERED (NATIONAL/SHAN)	PKT	30.00	30.00	30.00	30.00	30.00	30.00
CHILLIES POWD.NATIONAL 200GM	PKT	150.00	150.00	150.00	150.00	120.00	120.00
CHILLIES POWDER LOOS	KG.	320.00	400.00	400.00	310.00	280.00	290.00
CORRIANDER SEED POWD.NATIONAL	PKT	116.00	104.00	104.00	105.00	104.00	104.00
CORRIANDER SEED (LOOSE)	KG.	290.00	290.00	320.00	275.00	300.00	200.00
TURMERIC POWD.NATIONAL 50GM	PKT.	56.00	40.00	40.00	40.00	35.00	35.00
CURRY POWD. NATIONAL 200 GM	PKT.	87.00	87.00	87.00	87.00	86.00	87.00
TOMATO KETCHUP AHMED/MITCHL	BOTTLE	105.00	100.00	140.00	100.00	130.00	120.00
PICKLES AHMED/MITCHELLES	BOTTLE	130.00	130.00	140.00	120.00	130.00	120.00
VINEGAR SYNTHETIC (SIRKA)	BOTTLE	90.00	60.00	100.00	85.00	120.00	85.00
GARLIC	KG	200.00	160.00	180.00	175.00	200.00	200.00
GINGER	KG	200.00	200.00	280.00	200.00	195.00	200.00
TAPAL DANEDAR TEA 200GM PACKET	PKT	200.00	205.26	210.00	200.00	200.00	200.00
TEA LIPTON YELLOW LABEL 200GM.	PKT.	221.00	221.05	221.00	221.00	210.00	221.00
TEA LOOSE KENYA AV.QLTY 250GM.	PKT.	180.00	200.00	200.00	165.00	180.00	190.00
COFFEE-NESCAFE 75 GM. **	BOTTLE	425.00	380.00	400.00	420.00	370.00	350.00
COLD DRINK (STANDARD SIZ)	BOTTLE	25.00	25.00	25.00	25.00	25.00	25.00
FRUIT JUICE TETRA PACK	PKT.	20.00	22.50	20.00	15.00	20.00	20.00
MINERAL WATER NESTLE 1.5 LTR	BOTTLE	55.00	60.00	60.00	53.00	60.00	50.00
CIGARETTES K-2 10'S **	PKT	65.00	60.00	0.00	60.00	60.00	50.00
CIGARETTES CAPSTAN 10'S **	PKT	60.00	60.00	60.00	60.00	60.00	60.00
CIGARETTES GOLD LEAF 20'S	PKT	150.00	150.00	150.00	150.00	160.00	150.00

Contd.

### 7.11 Intercity Consumer Prices April, 2019

Description	Unit	Vehari	Sargodha	Mianwali	Bahawal- pur	Bahawal- nagar	R.Y. Khan
CIGARETTES MORVEN GOLD 20'S	PKT	60.00	60.00	60.00	60.00	60.00	60.00
BETEL LEAVES	50GM.	130.00	140.00	80.00	135.00	125.00	110.00
BETEL NUTS	KG.	800.00	800.00	2500.00	950.00	675.00	1000.00
LONG CLOTH 57" GUL AHMED/AL-KARAM	METER	300.00	275.00	200.00	250.00	400.00	310.00
SHIRTING AV.QLTY.	METER	275.00	170.00	250.00	125.00	270.00	240.00
PANT CLOTH W & WEAR AV.QLTY	METER	625.00	550.00	450.00	525.00	600.00	500.00
LAWN PRINTED GUL AHMED/AL-KARAM	METER	372.50	393.34	230.00	383.50	393.33	370.00
GEORGETTE AV.QLTY	METER	325.00	150.00	130.00	110.00	250.00	300.00
LINEN AV.QLTY ***	METER	247.50	150.00	160.00	125.00	300.00	325.00
HEAVY WT SUITING LAWERNCPUR AVG QLTY	METER	1200.00	1000.00	950.00	2225.00	1500.00	1800.00
HEAVY WT SUITING LAWERNCPUR SUP QLTY	METER	1950.00	1450.00	1250.00	2640.00	2000.00	1800.00
TROPICAL SUITING LAW.PUR	METER	1000.00	1200.00	950.00	1850.00	1400.00	1200.00
PANT BOY 24"/26" LENGTH.	EACH	690.00	475.00	450.00	462.50	650.00	500.00
SHIRT BOY 24"/26" LENGTH	EACH	590.00	325.00	400.00	387.50	490.00	500.00
SCHOOL UNI. PANT,SHIRT BOYS	SUIT	600.00	575.00	750.00	725.00	1150.00	1000.00
SCHOOL UNI. KAMEEZ,SHAL.BOYS	SUIT	500.00	475.00	850.00	725.00	1050.00	700.00
SCHOOL UNI. KAMEEZ,SHAL.GIRL	SUIT	525.00	475.00	800.00	687.50	1000.00	850.00
FROCK W/WEAR GIRLS	EACH	1450.00	1375.00	1000.00	3900.00	1600.00	1000.00
AWAMI-SUIT W & W(BOY) 24"/26	SUIT	1250.00	750.00	1400.00	775.00	1600.00	1737.50
AWAMI-SUIT W&W (GENTS)AV.QLTY	SUIT	1475.00	2350.00	1400.00	1150.00	2000.00	1700.00
PULLOVER GENTS OXFORD/BON.	EACH	3000.00	3990.00	3500.00	3675.00	4000.00	3430.00
PULLOVER LADIES OXFORD/BON.	EACH	3000.00	3050.00	3200.00	2930.00	3600.00	2530.00
PULLOVER (GENTS) OTHERS A.QTY	EACH	1000.00	1100.00	1200.00	1050.00	1790.00	900.00
SECOND-HAND COAT FOR MEN	EACH	275.00	150.00	500.00	1150.00	1050.00	550.00
SECONDHAND SWEETER FOR MEN DUP QLTY	EACH	225.00	150.00	150.00	425.00	590.00	180.00
SECONDHAND WINTER JACKET	EACH	475.00	150.00	300.00	650.00	800.00	350.00
UNDERWEAR AV.QLTY MEDIUM SIZE	EACH	135.00	150.00	170.00	110.00	220.00	230.00
VEST FOR MEN AV.QLTY.	EACH	115.00	145.00	170.00	187.50	235.00	230.00
VEST/SHAMEEZ (WOMEN) AVG. QLTY	EACH	137.50	100.00	150.00	175.00	300.00	175.00
SOCKS NYLON (PAKISTANI)	PAIR	95.00	110.00	120.00	115.00	145.00	125.00
BRASSIER AV.QLTY.	EACH	162.50	135.00	200.00	160.00	250.00	280.00
BRASSIER SUP QLTY	EACH	275.00	650.00	600.00	387.50	750.00	690.00
DOPATTA GEORGETTE AV.QLTY.	EACH	475.00	275.00	270.00	337.50	500.00	550.00
DOPATTA COTTON AV GLTY	EACH	280.00	300.00	200.00	350.00	450.00	300.00
CHADDAR (W/WEAR) (2x2.5 MTR)	EACH	625.00	375.00	320.00	425.00	700.00	525.00
LUNGI/DHOTI(COTTON) AVG. QLTY	EACH	325.00	275.00	300.00	325.00	500.00	450.00
HANDKERCHIEF AVG. QLTY PAK	EACH	65.00	45.00	50.00	37.50	80.00	40.00
HANDKERCHIEF SUP. QLTY PAK	EACH	100.00	85.00	60.00	110.00	150.00	60.00
GLOVES AV QLTY	PAIR	95.00	145.00	150.00	115.00	195.00	225.00
AZARBAND COTTON AVG. QLTY	EACH	27.50	17.50	15.00	17.50	27.50	20.00
SEWING THREAD/REEL(ASLI PARI)	EACH	8.00	8.00	6.00	5.50	7.50	6.00
WASHING CHARGES PAINT & SHIRT	SUIT	95.00	190.00	150.00	135.00	70.00	90.00
DRY CLEANING SUIT COAT PANT	SUIT	400.00	425.00	400.00	487.50	431.25	600.00
WASHING CH. (KAMIZ-SHALWAR)	PAIR	100.00	110.00	70.00	125.00	65.00	90.00
TAILORING SHIRT	EACH	500.00	500.00	500.00	625.00	500.00	600.00
TAILORING CHARGES PANT (MEN)	EACH	1000.00	850.00	500.00	775.00	900.00	800.00
TAILORING COAT-PANT SUIT	SUIT	6750.00	4250.00	3050.00	7250.00	5000.00	5000.00
TAILORING AWAMI-SUIT (MALE)	SUIT	675.00	637.50	500.00	675.00	800.00	800.00
TAILORING SUIT FEMALE	SUIT	600.00	750.00	500.00	600.00	600.00	600.00
GENTS SHOES PAUL BATA	PAIR	1199.00	1299.00	1199.00	1199.00	1199.00	1199.00
GENTS SANDAL BATA	PAIR	699.00	699.00	699.00	699.00	699.00	699.00
GENTS SPOUNG CHAPPAL BATA	PAIR	199.00	199.00	199.00	199.00	199.00	199.00
LADIES SANDAL BATA	PAIR	599.00	599.00	599.00	599.00	599.00	599.00
LADIES SPOUNG CHAPPAL BATA	PAIR	199.00	199.00	199.00	199.00	199.00	199.00
CHILD SHOE POWER LITE BATA	PAIR	699.00	699.00	699.00	699.00	699.00	699.00
GENTS SHOE, ART 1109 SERVICE	PAIR	999.00	999.00	999.00	999.00	999.00	999.00
NYLON JOGGER 27 SIZE 2-5 ***	PAIR	1399.00	1399.00	1399.00	1399.00	1399.00	1399.00
CHINA FOOT WEAR AV. QLTY (MALE) *	PAIR	825.00	750.00	500.00	1150.00	600.00	500.00
CHINA FOOT WEAR AV. QLTY (FEMALE) *	PAIR	700.00	675.00	500.00	1150.00	500.00	400.00
CHINA FOOT WEAR AV. QLTY (CHILDREN) *	PAIR	475.00	575.00	500.00	875.00	400.00	400.00
SHOE REPAIR HALF SOLE	PAIR	65.00	150.00	80.00	110.00	100.00	100.00
SHOES POLISH CHARGES AVERAGE SHOP	PAIR	20.00	20.00	20.00	30.00	30.00	25.00
HOUSE RENT (combined)	MONTH	6257.00	7217.00	6137.00	9479.00	5608.00	5222.00
rent 2	pm	6257.00	7217.00	6137.00	9479.00	5608.00	5222.00
RENT3	PM	6257.00	7217.00	6137.00	9479.00	5608.00	5222.00

Contd.

### 7.11 Intercity Consumer Prices April, 2019

Description	Unit	Vehari	Sargodha	Mianwali	Bahawalpur	Bahawalnagar	R.Y. Khan
RENT4	PM	6257.00	7217.00	6137.00	9479.00	5608.00	5222.00
RENT5	PM	6257.00	7217.00	6137.00	9479.00	5608.00	5222.00
RENT6	PM	6257.00	7217.00	6137.00	9479.00	5608.00	5222.00
SYNTHETIC ENEMAL ROBIALAC BALTI 3.64 LTR.	EACH	2952.00	2840.00	1850.00	3254.00	2778.00	2726.00
SYNTHETIC ENEMAL ICI BALTI 3.64 LTR.	EACH	2970.00	2750.00	2250.00	2970.00	2778.00	2634.00
CEMENT (LOCAL) SPECIFY BRAND NAME	BAG	595.00	590.00	610.00	600.00	610.00	590.00
BRICKS (NEW) IST CLASS	P/1000	5750.00	7200.00	6500.00	6000.00	4800.00	6500.00
CEMENT BLOCKS (6"x8"x12")	P/100	0.00	0.00	0.00	0.00	0.00	3500.00
BAJREE	100CFT	5000.00	5000.00	4000.00	5500.00	8000.00	6500.00
SAND (BLACK PIT SAND)	K100CFT	2000.00	1750.00	3000.00	2500.00	2700.00	2000.00
TIMBER SHESHAM LOG IST QUALITY	cubmt.	56500.00	74160.50	52000.00	58269.00	60500.00	58269.00
IRON BAR (M.S. BAR) 1/2"	P/TON	102500.00	94500.00	96000.00	101000.00	98250.00	97000.00
CARPANTER WAGE RATE	P/DAY	1000.00	1200.00	1200.00	900.00	775.00	900.00
MASON (RAJ) WAGE RATE	P/DAY	900.00	1200.00	1200.00	1050.00	850.00	1000.00
UNSKILLED LABOUR WAGE RATE	P/DAY	575.00	700.00	600.00	600.00	500.00	500.00
PLUMBER WAGE RST	P/DAY	1000.00	1200.00	1200.00	900.00	800.00	900.00
ELECTICIAN WAGE RATE PER DAY **	P/DAY	1000.00	1100.00	1200.00	0.00	700.00	0.00
ELECTICIAN WAGE RATE PER POINT **	P/PNT	90.00	135.00	120.00	120.00	100.00	100.00
WATER CHARGES PER HOUSE	P/MONTH	50.00	125.00	100.00	60.00	100.00	70.00
ELECT.CHARGES UPTO 50 UNITS	P/UNIT	2.00	2.00	2.00	2.00	2.00	2.00
ELECT.CHARGES 01 - 100 UNIT	P/UNIT	6.22	6.22	6.22	6.22	6.22	6.22
ELECT.CHARGES 101 - 300 UNIT	P/UNIT	9.59	9.59	9.59	9.59	9.59	9.59
ELECT.CHARGES 301 - 1000 UNIT	P/UNIT	18.03	18.03	18.03	18.03	18.03	18.03
ELECT.CHARGES ABOVE 1000 UNIT	P/UNIT	21.13	21.13	21.13	21.13	21.13	21.13
ELEC	PM	11.39	11.39	11.39	11.39	11.39	11.39
GAS CHRg upto 3.3719 MMBUT	MMBTU	145.08	145.08	0.00	145.08	145.08	145.08
GAS CHRg 3.3719 - 6.7438 MMBUT	MMBTU	308.88	308.88	0.00	308.88	308.88	308.88
GAS CHRg 6.7438 - 10.1157 MMBUT	MMBTU	321.75	321.75	0.00	321.75	321.75	321.75
GAS CHRg10.1157 - 13.4876 MMBUT	MMBTU	1310.40	1310.40	0.00	1310.40	1310.40	1310.40
GAS	PM	1708.20	1708.20	0.00	1708.20	1708.20	1708.20
GAS	PM	758.86	758.86	0.00	758.86	758.86	758.86
KEROSENE OIL	LTR	130.00	120.00	130.00	130.00	150.00	115.00
FIREWOOD WHOLE	40 KG.	490.00	550.00	400.00	650.00	650.00	550.00
CHAIR SHESHAM WOOD WITH ARMS **	EACH	3100.00	3900.00	2550.00	3100.00	4625.00	1800.00
CHAIR PLASTIC (CHAIRMAN) AVERAGE QUALITY	EACH	650.00	1250.00	1200.00	1550.00	975.00	1000.00
TABLE SHESHAM WOOD (4X2X5") ***	EACH	5750.00	6000.00	4500.00	8750.00	22500.00	6000.00
SOFASET WOODEN WITH FOAM SEAT **	SET	20000.00	19000.00	19000.00	31000.00	29500.00	20000.00
COT IRON (WITH NIWAR)AV.QLTY.	EACH	1750.00	2275.00	2200.00	3900.00	3000.00	2500.00
ALMIRAH (STEEL) 6'X3' 20 GUAGE	EACH	15750.00	16000.00	10000.00	15500.00	14000.00	8000.00
DINNING TABLE 6 CHAIRS A.QLTY	SET	41000.00	30000.00	20000.00	39000.00	31500.00	33000.00
SINGLE BED WITHOUT FOAM MED.	EACH	8500.00	6500.00	6000.00	9750.00	12000.00	7000.00
MATRESS SINGLE(4"THICK)	EACH	6200.00	6850.00	5500.00	5900.00	7200.00	6000.00
FARSHI DARI 12'X9' AV.QLTY	EACH	1375.00	1450.00	1600.00	1950.00	1500.00	1400.00
DARI COTTON (6'x2 1/2') AV.QL	EACH	600.00	550.00	750.00	1550.00	1150.00	500.00
CARPET PLAIN AV. QLTY	SQFT.	25.00	50.00	60.00	27.50	45.00	45.00
QUILT (LIHAF) 3 KG. COTTON	EACH	1250.00	1750.00	1400.00	1450.00	1425.00	750.00
BLANKET (90" x 54")	EACH	5500.00	6250.00	3500.00	4900.00	4525.00	4000.00
BEDSHEET SINGLE BED SUP.QLTY	EACH	725.00	800.00	700.00	1650.00	793.75	550.00
BED SHEET DOUBLE WITH TWO PILLOW COVERS SUP QLTY	SET	1525.00	1600.00	1000.00	2350.00	2675.00	1900.00
TOWEL(3'x2') AV. QALTY	EACH	285.00	250.00	300.00	255.00	537.50	330.00
CEILING FAN 48" SUPER QLTY **	EACH	3400.00	4750.00	3600.00	3400.00	3900.00	3600.00
PEDESTAL FAN 22" SUPER QLTY	EACH	5800.00	5450.00	4000.00	5300.00	5200.00	5100.00
REFG. DAWLENCE 10 CFT. D.DOOR	EACH	38000.00	33500.00	38000.00	36700.00	34600.00	32500.00
D-FREEZER WAVES 8 CFT.	EACH	39000.00	33250.00	36500.00	35000.00	32000.00	31500.00
AIRCONDITIONER 1.5 TON PEL	EACH	35000.00	35000.00	41000.00	38500.00	38500.00	41000.00
SPLIT AIR CONDITIONER 1.5 TON (SPECIFY BRAND NAME)	EACH	55000.00	52000.00	58000.00	54700.00	53000.00	48000.00
AIRCOOLER SUPER ASIA	EACH	17500.00	18000.00	19000.00	17500.00	17500.00	13000.00
WASHING MACHINE SINGER	EACH	20000.00	18500.00	17000.00	17000.00	18600.00	17700.00
SEWING MACHINE(SINGER)	EACH	7500.00	8400.00	8500.00	8500.00	8080.00	8300.00
GIZER LARGE SIZE 30 GALLON CAPACITY SUP QLTY	EACH	24000.00	19900.00	15000.00	21700.00	28050.00	17150.00
GAS BURNER DOUBLE SPFY.BRAND	EACH	1800.00	1900.00	1550.00	2250.00	2500.00	2000.00
ELECT. IRON PHILIPS MDL.1120	EACH	2600.00	2500.00	2500.00	2400.00	2000.00	2400.00
ELECTRIC JUICER FOR APPLE	EACH	10400.00	5450.00	6500.00	5800.00	7500.00	5330.00
S.STEEL DEGHCHI MEDIUM SIZE ***	EACH	775.00	637.50	650.00	1175.00	650.00	800.00
ALUMINIUM COOKING PAN (DEGCHI ) MED SIZE	EACH	875.00	737.50	580.00	1150.00	1700.00	1850.00

Contd.



### 7.11 Intercity Consumer Prices April, 2019

Description	Unit	Vehari	Sargodha	Mianwali	Bahawal- pur	Bahawal- nagar	R.Y. Khan
NON STICK COOKING PAN (DEGCHI ) SUP. QLTY	EACH	1275.00	1575.00	850.00	2150.00	1925.00	1950.00
FRYING PAN STEEL AVG. QLTY MED. SIZE	EACH	525.00	550.00	450.00	775.00	650.00	660.00
TAWA IORN (MEDIUM SIZE) AVG. QLTY	EACH	387.50	337.50	350.00	375.00	410.00	300.00
S.STEEL PLATE A.QLTY.(M.SIZE)	EACH	80.00	87.50	100.00	100.00	90.00	90.00
TABLE SPOON S.STEEL SUP.QLTY.	DOZEN	575.00	550.00	350.00	625.00	600.00	400.00
WATER SET JUG+6 GLASSES (OMROC)	SET	650.00	590.00	750.00	675.00	550.00	540.00
TEA SET PAK. CHINAWARE 21 PCS.	SET	3400.00	3100.00	1500.00	2900.00	3000.00	3300.00
DINNER SET PLASTIC 72 PIECES SUPERIOR QLTY	SET	6650.00	7250.00	7000.00	8250.00	8800.00	8000.00
HOTPOT SET PLASTIC 3 PCS.	SET	1625.00	1475.00	1500.00	2600.00	2600.00	1650.00
BUCKET(BALTI) PLASTIC MED.SIZ	EACH	375.00	450.00	500.00	462.50	450.00	300.00
LOTA PLASTIC (MED SIZE) AVERAGE QUALITY	EACH	85.00	50.00	80.00	90.00	80.00	70.00
PRESURE COOKER 4 LTR.	EACH	2000.00	1425.00	1500.00	2150.00	1700.00	1850.00
WATER COOLER 9/10 LTR.PLASTIC ***	EACH	775.00	875.00	800.00	1050.00	1100.00	650.00
THERMOS STARVAC 1 LTR	EACH	675.00	650.00	600.00	600.00	550.00	600.00
BULB PHILIPS 100-WATTS	EACH	31.25	40.00	30.00	45.00	50.00	35.00
TUBE LIGHT PHILIPS 40 WATTS	EACH	170.00	160.00	110.00	170.00	180.00	120.00
ELECTRIC BLUBS "0" WATTE LOCAL	EACH	20.00	30.00	20.00	20.00	25.00	20.00
ELECTRIC BLUB ENERGY SAVER 14 WATTS	EACH	165.00	180.00	150.00	175.00	170.00	165.00
WASHING SOAP 250 GMS SPECIFY BRAND NAME	EACH	42.50	45.00	45.00	45.00	40.00	40.00
SURF EXCEL 400 GMS POLY BAG	EACH	150.00	120.00	130.00	120.00	145.00	116.00
WASHING POWDER 1000 GRM	EACH	190.00	190.00	199.00	190.00	199.00	190.00
WASHING POWDER (WHEEL/ BONUS) 100 GRAMS	EACH	95.00	90.00	100.00	95.00	95.00	110.00
CLEANSER POWDER VIM 1000 GM	PKT.	83.33	83.33	89.00	88.88	88.00	88.88
FINIS 500 ML	BOTTLE	160.00	218.75	218.75	250.00	270.00	250.00
PHNYLE TYPHONE/FINIS/CARRANITE 3 LITRES	BOTTLE	196.36	160.00	207.00	190.00	180.00	160.00
HARPIC	BOTTLE	190.00	190.00	190.00	190.00	190.00	190.00
BOOT POLISH CHERRY/KIWI 50ML	EACH	140.00	140.00	166.00	166.67	140.00	130.00
ROBIN BLUE (35 GRAMS)	PKT.	70.00	65.00	60.00	70.00	60.00	60.00
TISSU PAPER PERFUMED 100 PCS.	PKT	130.00	140.00	135.00	140.00	180.00	130.00
TOILET PAPER ROLL (R.PETEL)	P/ROLL	50.00	50.00	50.00	50.00	55.00	50.00
BOOT POLISH LIQUID CHEERY BLOSSOM KIWI 75 ML	BOTTLE	160.00	160.00	180.00	150.00	160.00	160.00
MATCH BOX SMALL	EACH	3.00	3.00	3.00	2.50	3.00	2.00
DRY CELL 1.5 VOLT(LOCAL)	EACH	30.00	25.00	30.00	30.00	45.00	25.00
HAND STITCHING NEEDLE M.SIZE	PACKET	10.00	17.50	10.00	10.00	10.00	6.00
SEWING MACHINE NEEDLE (SINGER)	EACH	7.00	15.00	5.00	5.00	10.00	8.50
HOUSEHOLD SERVANT FEMALE P/T	P/MNTH	1500.00	4000.00	2500.00	2250.00	4375.00	1800.00
MARRIAGE HALL WITH FURNITURE	P/HEAD	125.00	190.00	200.00	105.00	135.00	100.00
SEPTRAN TABLETS	10TAB.	19.30	20.00	19.65	20.10	20.90	20.10
BRUFEN TABS 200-MG.	10TAB.	8.90	12.00	10.00	12.00	10.00	10.00
PANADOL TAB. EXTRA/PLAIN	10TAB.	12.50	13.00	12.45	13.25	12.50	12.50
DISPRIN TAB.	10TAB.	13.90	13.00	15.90	13.40	16.00	16.00
TRISIL TAB.	10 TAB	13.00	12.00	12.00	12.00	15.30	11.57
FLAGYL TAB. 200 MG.	10TAB.	10.00	11.20	10.00	10.00	10.00	10.00
VENTOLIN TAB. 2MG.	10TAB.	12.00	10.00	10.00	10.31	10.00	10.00
DAONIL TAB. 5 MG.	10TAB.	17.00	21.50	21.00	21.66	21.70	22.00
ENTOX TAB.	10TAB.	16.00	15.00	15.00	16.00	16.00	15.00
RENITEC TAB. 5 MG.	10TAB.	62.20	58.50	62.23	62.23	62.30	60.57
CAC. 1000 TAB	BOTTLE	133.33	153.00	153.00	153.00	153.00	153.00
AMOXIL CAPSOLE 250 MG.S	10CAP.	36.70	36.00	35.60	36.44	36.50	36.10
CALCIUM SYRUP SANDOZ	BOTTLE	64.00	64.00	64.00	64.00	64.00	64.00
LEDERPLEX SYRUP	BOTTLE	52.74	52.00	52.74	52.74	52.74	52.74
SANCOS SYRUP (50 ML.)	BOTTLE	56.57	56.57	56.57	30.00	30.00	30.00
PHENERGAN SYRUP 120 ML.	BOTTLE	36.74	40.00	40.35	42.24	36.75	35.35
CALPOL SYRUP 60 ML.	BOTTLE	30.72	30.60	49.28	30.27	30.72	29.58
HYDRYLLIN SYRUP 120 ML.	BOTTLE	69.00	69.00	69.00	69.00	69.00	69.00
POLYFAX EYE OINTMENT	TUBE	22.50	23.00	22.50	23.38	23.38	22.50
BETNESOL EYE DROPS	BOTTLE	34.89	33.89	34.89	34.60	34.60	33.87
EAR DROPS (CARDISPORINE) ***	BOTTLE	21.00	25.00	21.00	22.90	21.42	23.39
BETNOVATE-N OINTMENT 5 GMS	TUBE	16.67	17.00	16.00	16.68	16.00	19.10
BURNOL CREAM 30 GRM	TUBE	55.42	55.42	55.42	55.42	55.42	55.42
VICKS VAPORUB/BALM	BOTTLE	36.00	36.00	36.00	36.00	36.00	36.00
GLYCRINE SMALL BOTTLE	BOTTLE	25.00	25.00	30.00	30.00	30.00	20.00
JOUHAR JOSHANDA	PKT.	10.00	10.00	10.00	10.00	10.00	10.00
GALXOS-D (450 GRMS)	PKT.	157.50	157.50	160.00	157.50	157.50	157.50
GRIPE-WATER WOODWARDS	BOTTLE	60.00	60.00	60.00	60.00	65.38	60.00

Contd.

### 7.11 Intercity Consumer Prices April, 2019

Description	Unit	Vehari	Sargodha	Mianwali	Bahawalpur	Bahawalnagar	R.Y. Khan
SANIPLAST ONE PUTTY	EACH	1.56	2.00	2.00	2.00	2.04	1.50
O.R.S. (NIMCOL)	PKT.	18.00	19.00	17.00	18.00	18.00	18.00
DETTOL (MEDIUM)	BOTTLE	150.00	150.00	100.00	150.00	150.00	150.00
COTTON BANDAGE 2" - 4"	EACH	10.00	7.00	10.00	7.00	10.00	8.00
THERMOMETER CHINA	EACH	70.00	67.50	50.00	70.00	60.00	80.00
DOCTOR (MBBS) CLINIC FEE	P/PAT.	200.00	175.00	300.00	200.00	500.00	300.00
URINE TEST (DR) CHARGES	P/TEST	100.00	100.00	100.00	100.00	50.00	100.00
BLOOD TEST (CP) CHARGES	P/TEST	350.00	350.00	350.00	400.00	450.00	350.00
SUGAR TEST (RANDOM/FASTING BOTH) CHARGES	P/TEST	60.00	100.00	300.00	130.00	100.00	150.00
ECG CHARGES	P/TEST	200.00	225.00	300.00	250.00	200.00	200.00
X-RAY (CHEST) CHARGES	P/X-RAY	375.00	500.00	350.00	400.00	300.00	300.00
CAR SUZUKI 800 CC (W/O. A/C)	EACH	817750.00	817750.00	817750.00	832500.00	884000.00	817750.00
CAR SUZUKI 1000 CC	EACH	1546000.00	1441000.00	1440000.00	1455000.00	1400000.00	1402900.00
CAR TOYOTA 1300 CC	EACH	0.00	2076000.00	1979000.00	2094000.00	0.00	1979000.00
CAR HONDA CIVIC	EACH	0.00	2891500.00	0.00	0.00	2861500.00	2861500.00
MOTORCYCLE HONDA CD-70.	EACH	70500.00	70500.00	71000.00	70500.00	69500.00	70500.00
MOTORCYCLE YAMAHA 100CC.	EACH	79500.00	79500.00	79500.00	80500.00	84500.00	85000.00
MOTOR CYCLE HERO 70 CC	EACH	48000.00	43500.00	0.00	47500.00	50000.00	50000.00
BICYCLE WITH TYRES & TUBES	EACH	9000.00	9000.00	9000.00	7900.00	9700.00	8800.00
TYRE CAR WITH TUBE GENERAL	EACH	3700.00	3200.00	3400.00	4000.00	4250.00	3200.00
TYRE MOTOR CYCLE WITHOUT TUBE	EACH	1225.00	1100.00	1350.00	1425.00	1300.00	1200.00
TYRE CYCLE SPECIFY BRAND NAME	EACH	575.00	325.00	450.00	360.00	375.00	380.00
TYRE CAR W/O TUBE	EACH	3250.00	3350.00	3000.00	4000.00	4000.00	2500.00
PETROL SUPER	LITRE	98.89	98.89	98.89	98.89	98.89	98.89
HIGH SPEED DIESEL HSD	LITRE	117.43	117.43	117.43	117.43	117.43	117.43
CNG	K.G.	83.95	81.99	80.99	79.95	84.95	79.95
GAS CYLINDER STAND. SIZE	EACH	1250.00	1100.00	1450.00	1320.00	1300.00	1320.00
MOTOR CYCLE SERVICE CHARGES	EACH	200.00	350.00	300.00	385.00	250.00	250.00
CAR SERVICE CHARGES	EACH	300.00	375.00	400.00	375.00	300.00	350.00
TYRE PUNCTURE CHARGES	EACH	60.00	90.00	100.00	70.00	90.00	100.00
CYCLE OVERHAULING CHARGES	EACH	450.00	350.00	350.00	200.00	300.00	150.00
CAR TAX FOR 800CC TO 1300CC	YEARLY	2650.00	2650.00	2650.00	2650.00	2650.00	2650.00
TRAIN FARE ECO. 1-100 KM.	P/KM.	2.05	2.05	2.05	2.05	0.00	2.05
TRAIN FARE ECO. 101-500 KM.	P/KM.	1.36	1.36	1.36	1.36	0.00	1.36
TRAIN FARE ECO. > 500 KM.	P/KM.	0.98	0.98	0.98	0.98	0.00	0.98
TRAIN FARE IST SLP. 1-100KM	P/KM.	3.00	3.00	3.00	3.00	0.00	3.00
TRAIN FARE IST SLP.101-500 KM	P/KM.	2.45	2.45	2.45	2.45	0.00	2.45
TRAIN FARE IST SLP. > 500 KM	P/KM.	1.57	1.57	1.57	1.57	0.00	1.57
TRAIN FARE A/C SLP. 1-100KM.	P/KM	6.20	6.20	6.20	6.20	0.00	6.20
TRAIN FARE A/C SLP.101-500KM	P/KM.	5.54	5.54	5.54	5.54	0.00	5.54
TRAIN FARE A/C SLP > 500KM.	P/KM	4.10	4.10	4.10	4.10	0.00	4.10
PLATEFORM TICKET	EACH	10.00	10.00	10.00	10.00	0.00	10.00
AUTO RICKSHAW FARES	KM/MIN	45.00	65.00	60.00	90.00	50.00	70.00
FULL TONGA CHARGES	KM/MIN	0.00	0.00	75.00	70.00	0.00	0.00
TAXI 4 SEATER FARE	KM/MIN	50.00	50.00	50.00	60.00	100.00	150.00
BUS FARE MIN (WITHIN CITY)	TICKET	0.00	9.00	0.00	0.00	0.00	0.00
BUS FARE MAX (WITHIN CIT	TICKET	0.00	21.00	0.00	0.00	0.00	21.00
BUS FARE OUTSIDE CITY	P/KM.	1.50	1.90	1.70	0.93	1.90	1.25
A/C BUS FARE OUTSIDE CITY	P/KM.	2.50	2.77	2.10	2.17	2.85	1.60
MINIBUS FARE MIN.WITH IN CITY	TICKET	0.00	0.00	0.00	0.00	0.00	0.00
MINIBUS FARE MAX.WITH IN CITY	TICKET	0.00	0.00	0.00	0.00	0.00	0.00
SUZUKI FARE MIN.WITH IN CITY	TICKET	0.00	20.00	20.00	11.00	10.00	0.00
SUZUKI FARE MAXIMUM W.IN CITY	TICKET	0.00	20.00	25.00	20.00	30.00	0.00
AIR FARE ECONOMY CLASS.	P/KM.	0.00	14.56	0.00	14.56	0.00	0.00
POSTAL ENVELOPE DOMESTIC	EACH	8.00	8.00	8.00	8.00	8.00	8.00
ENVELOPE FOR SAUDI ARABIA	EACH	60.00	50.00	50.00	50.00	50.00	50.00
POSTAL REGISTRATION CHARGES	EACH	38.00	38.00	38.00	38.00	38.00	38.00
U.M.S. REG CHARGES MIN.	EACH	59.00	59.00	59.00	59.00	59.00	60.00
T.C.S. CH. MIN.WITH IN ZONE	EACH	200.00	200.00	200.00	200.00	200.00	200.00
TELEPHONE CHARGES LOCAL CALL	P/CALL	4.65	4.65	4.65	4.65	4.65	4.65
TEL CHARGES OUT SIDE CITY	P/CALL	4.65	4.65	4.65	4.65	4.65	4.65
INTERNET CHARGES	P/HOUR	50.00	45.00	45.00	55.00	27.50	30.00
MOBILE CELL CHARGES	P/UNIT	3.00	3.00	3.00	4.50	3.06	3.06
FAX CHARGES (LOCAL)	P/PAGE	22.50	20.00	15.00	20.00	20.00	10.00

Contd.

### 7.11 Intercity Consumer Prices April, 2019

Description	Unit	Vehari	Sargodha	Mianwali	Bahawalpur	Bahawalnagar	R.Y. Khan
TELEPHONE SET AV. QLTY	EACH	1500.00	950.00	1000.00	1150.00	800.00	650.00
MOBILE SET NOKIA/SONY/ERICSON/SAMSUNG WITHOUT CAMERA	EACH	3850.00	2875.00	3200.00	5200.00	3650.00	3650.00
T.V. 20" COLORED WEGA H-A21.	EACH	19000.00	22000.00	23250.00	23800.00	18000.00	17500.00
T.V 20" COLOR CHINA/KORIA)	EACH	6650.00	6550.00	14250.00	15300.00	13000.00	12000.00
V.C.P. PANASONIC/LG/NAT	EACH	0.00	0.00	6500.00	5500.00	5000.00	0.00
DVD/VCD PLAYER PANASONIC/LG	EACH	4100.00	6450.00	4500.00	4950.00	5000.00	5500.00
RADIO WITH C.PLAYER NATIONAL	EACH	1500.00	6250.00	3000.00	2100.00	1800.00	1800.00
PERSONNEL COMPUTER (BRANDED)	EACH	45000.00	40000.00	43250.00	64000.00	67500.00	63000.00
VID. CASSETTE BLK. TDK/SONY	EACH	280.00	165.00	150.00	200.00	180.00	100.00
COM. C.D. (TDK/IMATION)	EACH	77.50	55.00	45.00	45.00	50.00	35.00
TAPE RECORDER CASSETTE BLANK	EACH	75.00	50.00	50.00	55.00	50.00	40.00
VIDEO GAME SEGA 16 BYTE	EACH	1200.00	0.00	1500.00	1650.00	1150.00	1150.00
CINEMA A/C. HIGH CLASS	TICKET	0.00	110.00	0.00	0.00	0.00	0.00
CINEMA NON-A/C HIGH CLASS	TICKET	0.00	0.00	0.00	80.00	0.00	30.00
CABLE CHARGES	P/MONTH	300.00	300.00	250.00	300.00	300.00	300.00
TV.LICENCE FEE DOMESTIC	YEARLY	420.00	420.00	420.00	420.00	420.00	420.00
ENGLISH BOOK CLASS V1	EACH	87.00	82.00	76.00	82.00	76.00	76.00
ENGLISH BOOK CLASS IX OR X	EACH	136.00	126.00	137.00	137.00	126.00	126.00
ENG. BOOK IST.YR COMPLETE SET	EACH	82.00	82.00	82.00	82.00	82.00	82.00
ENGLISH BOOK BA/B.SC	EACH	260.00	260.00	285.00	260.00	260.00	260.00
URDU BOOK CLASS V (T.B.BORD)	EACH	62.00	62.00	62.00	62.00	62.00	62.00
URDU BOOK CLASS IX/X(T.B.B)	EACH	148.00	137.00	148.00	148.00	137.00	137.00
URDU BOOK IST.YEAR/INTER	EACH	51.00	51.00	51.00	51.00	51.00	51.00
URDU BOOK BA/B.SC	EACH	250.00	190.00	140.00	140.00	225.00	200.00
MATHS BOOK CALSS V (T.B.B)	EACH	83.00	83.00	83.00	83.00	83.00	83.00
MATHS BOOK CLASS IX OR X	EACH	268.00	228.00	244.00	250.00	228.00	248.00
MATHS BOOK IST.YEAR(T.B.B)	EACH	150.00	150.00	153.00	150.00	151.00	150.00
PAKISTAN STUDIES BOOK BA/B.SC	EACH	194.00	220.00	200.00	180.00	200.00	180.00
DAILY "DAWN"	P/COPY	25.00	25.00	25.00	25.00	25.00	25.00
DAILY "JANG"	P/COPY	20.00	20.00	20.00	20.00	20.00	20.00
DAILY "NAWA-E-WAQT"	P/COPY	20.00	20.00	20.00	20.00	20.00	20.00
WEEKLY "AKHBAR-E-JAHAN"	P/COPY	70.00	70.00	70.00	70.00	70.00	70.00
WEEKLY "MAG"	P/COPY	50.00	50.00	50.00	50.00	50.00	50.00
MONTHLY "NAUNEHAL DIGEST"	P/COPY	35.00	35.00	35.00	35.00	35.00	35.00
PAPER FOOLSCAPE (27"x17")	QUIRE	50.00	65.00	60.00	27.50	50.00	50.00
EXERCISE.BOOK LINED 80/100 PGS	EACH	50.00	80.00	60.00	70.00	75.00	70.00
PENCILGOLDFISH/DEER	EACH	7.00	10.00	8.00	7.00	7.00	7.00
PEN INK DOLLOR 57 ML BOTTLE	EACH	25.00	30.00	20.00	20.00	30.00	23.75
PHOTOSTATE PAPER 70 GM	PRT	470.00	500.00	430.00	415.00	440.00	380.00
BALL PEN (local)	EACH	10.00	9.00	8.00	5.00	8.00	10.00
FOUNTAIN PEN HERO/WINGS/CHINA	EACH	60.00	65.00	50.00	50.00	70.00	50.00
PRIVATE SCHOOL FEE ENGLISH MEDIUM AVERAGE STANDARD (CLASS I)	P/MONTH	1793.75	1650.00	1597.50	3817.50	2142.50	1600.00
PRIVATE SCHOOL FEE ENGLISH MEDIUM AVERAGE STANDARD (CLASS V)	P/MONTH	1793.75	1800.00	2200.00	3842.50	2187.50	2100.00
PRIVATE SCHOOL FEE ENGLISH MEDIUM AVERAGE STANDARD (CLASS VI)	P/MONTH	1895.00	1800.00	2700.00	3867.50	2187.50	2400.00
PRIVATE SCHOOL FEE ENGLISH MEDIUM AVERAGE STANDARD (CLASS X)	P/MONTH	2171.25	2900.00	3250.00	4087.50	2455.00	2600.00
PRIVATE MEDICLLE COLLEGE FEE MBBS (IST YEAR)	P/MONTH	0.00	0.00	0.00	0.00	0.00	0.00
PRIVATE ENGINEERING COLLEGE FEE (ISTR YEAR)	P/MONTH	0.00	0.00	14800.00	0.00	0.00	0.00
GOVT. COLLEGE FEE IST. YEAR	MONTH	50.00	50.00	60.00	50.00	50.00	50.00
GOVT. COLLEGE FEE 4TH. YEAR	MONTH	60.00	60.00	70.00	60.00	60.00	60.00
GOVT. UNIVERSITY FEE MSC.	MONTH	2241.50	1732.00	2017.00	1166.67	1000.00	1000.00
GOVT. MED. COLLEGE FEE MBBS	MONTH	0.00	1575.00	0.00	1250.00	0.00	1250.00
GOVT. ENGG. COLL. FEE I YEAR	MONTH	0.00	4812.00	0.00	2166.67	0.00	1830.00
COACHING FEE FOR CLASS IX/X	P/MONTH	2000.00	550.00	2600.00	1500.00	1100.00	700.00
COACHING CHARGES FOR CLASS IST YEAR/INTER (SCIENCE)	P/MONTH	2400.00	1200.00	4000.00	1750.00	1500.00	1200.00
COACHING CHARGES FOR CLASS IST YEAR/INTER (COMMERCE)	P/MONTH	2500.00	1000.00	1000.00	1500.00	1500.00	1000.00
I.T. TUITION FEES	P/MONTH	3450.00	4134.00	0.00	2417.00	0.00	2000.00
MBA TUITION FEES	P/MONTH	3450.00	2213.00	0.00	3500.00	0.00	6670.00
BREAD TANDOORI ST. SIZE	EACH	5.50	6.50	7.00	5.00	7.00	6.00
COOKED MUTTON (AV. HOTEL)	PLATE	150.00	370.00	140.00	190.00	200.00	200.00

Contd.

### 7.11 Intercity Consumer Prices April, 2019

Description	Unit	Vehari	Sargodha	Mianwali	Bahawal- pur	Bahawal- nagar	R.Y. Khan
COOKED BEEF (AV. HOTEL)	PLATE	115.00	140.00	120.00	125.00	127.50	100.00
COOKED DAL (AV. HOTEL)	PLATE	50.00	55.00	70.00	60.00	50.00	55.00
CHICKEN BIRYANI FULL/DOUBLE	PLATE	200.00	150.00	170.00	125.00	300.00	120.00
TEA PREPARED (ORDINARY)	CUP	22.50	25.00	25.00	22.50	20.00	25.00
HAIRCUT CHARGES FOR MEN	P/CUT	100.00	100.00	60.00	95.00	100.00	80.00
BEAUTY PORL HAIR STYL CHARGE	P/STY.	250.00	325.00	250.00	390.00	450.00	300.00
SHAVING CHARGES	PER SHV	60.00	55.00	50.00	50.00	45.00	40.00
LIPSTICK S.MISS/MEDORA	EACH	130.00	140.00	130.00	140.00	140.00	130.00
NAIL POLISH S.MISS/MEDORA	EACH	80.00	135.00	95.00	135.00	90.00	60.00
PERFUME MED.SIZE MEDORA/BROACH	EACH	230.00	240.00	130.00	230.00	310.00	220.00
HAIR-OIL AMLA/CHAMBELI	BOTTLE	130.00	130.00	120.00	120.00	130.00	130.00
TOILET SOAP LUX 95 GRAMS	EACH	40.00	40.00	48.00	45.77	42.00	54.29
TOILET SOAP LIFEBOUY 140 GRM	EACH	42.00	50.00	50.00	50.00	50.00	47.95
TOILET SOAP SAFEGUARD BATH SIZE	EACH	55.00	50.00	65.00	55.00	60.00	70.00
TOOTHPASTE MACKLINES 70 GRM	EACH	50.00	50.00	50.00	50.00	50.00	50.00
TOOTHPAST MED SIZE CLGATE 70 GMS	EACH	80.00	80.00	80.00	74.67	100.00	80.00
TOOTHBRUSH SHEILD APLAUQUE	EACH	45.00	50.00	50.00	30.00	50.00	30.00
TOOTHPOWDER DENTONIC 90 GRM	EACH	45.00	35.00	32.00	45.00	45.00	35.00
HAIR-COLOUR BEGIN (6 GMS)	EACH	130.00	130.00	130.00	130.00	120.00	120.00
HAIR COLOUR (KALAKOLA)	BOTTLE	130.00	130.00	130.00	130.00	140.00	130.00
FACECREAM PONDS (MEDIUM)	EACH	120.00	250.00	130.00	130.00	130.00	120.00
TALC POWDER VICE ROAY,B.CAT	EACH	175.00	165.00	180.00	165.00	180.00	170.00
BLADE TREET ORDINARY 10'S	PKT.	35.00	40.00	50.00	35.00	45.00	30.00
BLADE 7-O-CLOCK STAIN. 5'S	PKT.	30.00	35.00	40.00	35.00	35.00	30.00
SHAMPOO SUNSILK/PAINTIN 100 ML	BOTTLE	99.00	123.75	110.00	110.00	125.00	110.00
BEAUTY CREAM (FAIR & LOVELY)	EACH	230.00	230.00	230.00	230.00	230.00	230.00
HAIR REMOVING CREAM (EU-CREAM)	TUBE	70.00	70.00	70.00	70.00	70.00	70.00
GEL MEDIUM SIZE	BOTTLE	60.00	120.00	200.00	100.00	135.00	170.00
DISPOSABLE RAZOR GILLET-II	EACH	45.00	45.00	50.00	45.00	50.00	50.00
SHAVING CREAM TOUCH-ME/ADM.	EACH	80.00	80.00	80.00	75.00	80.00	70.00
GOLD TEZABI 24 CT	10 GM.	59842.00	61299.00	60700.00	60076.00	59670.00	60000.00
SILVER TEZABI 24 CT	10 GM.	770.00	772.00	805.00	763.00	754.00	771.00
ARTIFICIAL JEWELLARY SET	SET	950.00	875.00	1000.00	725.00	1250.00	500.00
WRIST WATCH GENTS CITIZEN (ORIGINAL) ***	EACH	4500.00	7000.00	4100.00	8700.00	4400.00	3200.00
WRIST WATCH LADIES CITIZEN (ORIGINAL) ***	EACH	4500.00	7000.00	4100.00	8300.00	4487.50	3200.00
WALL CLOCK QUARTZ AV.QLTY	EACH	750.00	825.00	600.00	1100.00	1375.00	800.00
SUITCASE REXIN (24"x16"x6")	EACH	1300.00	2450.00	1700.00	1700.00	2200.00	1500.00
TRUNK MEDIUM SIZE ***	EACH	1300.00	2500.00	2000.00	2100.00	1775.00	1500.00
PURSE LADIES (LEATHER) AVERAGE QUALITY	EACH	690.00	1450.00	700.00	1150.00	1550.00	1200.00

### 7.11 Intercity Consumer Prices April, 2019

Description	Unit	Karachi	Hyder- abad	Nawab- shah	Mirpur- khas	Mithi	Sukkar	Larkana	Dadu
WHEAT	10 KG.	385.00	312.50	347.50	300.00	300.00	325.00	345.00	300.00
WHEAT FLOUR FINE/SUPERIOR.	KG.	49.00	46.00	54.25	45.00	43.00	39.00	45.00	40.00
WHEAT FLOUR AVG. QLTY	KG.	40.65	40.00	41.50	40.00	40.00	38.00	40.00	37.00
WHEAT FLOUR BAG	10 KG.	425.38	405.00	397.50	400.00	410.00	370.00	390.00	400.00
MAIDA	KG.	54.90	50.00	52.50	48.00	53.00	50.00	49.00	50.00
SUJI	KG.	55.38	50.00	47.50	48.00	52.00	50.00	47.50	50.00
BESAN AV. QLTY.	KG.	132.31	123.75	122.50	130.00	130.00	130.00	137.50	120.00
RICE BASMATI SUP. QLTY.	KG.	179.71	165.00	126.25	155.00	160.00	155.00	135.00	140.00
RICE BASMATI 385/386	KG.	91.54	82.50	86.25	80.00	82.00	70.00	87.50	90.00
RICE BASMATI BROKEN AV.QLTY	KG.	86.15	85.00	92.50	70.00	75.00	65.00	85.00	60.00
RICE IRRI-6 (SINDH/PUNJAB)	KG.	59.46	51.00	60.00	50.00	45.00	55.00	40.75	45.00
VERMICELLI	KG.	89.62	85.00	82.50	90.00	100.00	80.00	70.00	100.00
BREAD PLAIN MEDIUM SIZE	EACH	46.15	44.00	53.75	45.00	45.00	50.00	45.00	50.00
RUSK (PAPAY)	KG.	195.38	185.00	250.00	150.00	150.00	245.00	250.00	320.00
BISCUITS-PACKED	PKT	40.00	40.00	35.00	40.00	40.00	40.00	37.50	40.00
BISCUIT-BAKERY (LOOSE)	250 GM	95.00	85.00	91.25	60.00	55.00	75.00	135.00	60.00
CORNFLAKS FAUJI 225 GM.	PKT	235.00	211.50	230.00	180.00	180.00	180.00	220.00	198.00
SAMOSAS (VEGETABLE)	EACH	13.15	12.00	9.75	12.00	10.00	11.00	15.00	15.00
PASTRY AV.QLTY.	EACH	31.54	27.19	21.25	15.00	15.00	20.00	42.50	20.00
PATTIES (VEGETABLES)	EACH	17.69	10.50	10.00	15.00	12.00	20.00	30.00	20.00
NIMCO	250 GM	89.04	91.25	88.75	70.00	70.00	75.00	85.00	70.00
CHIPS	250 GM	99.04	80.00	98.75	70.00	70.00	80.00	100.00	70.00
BEEF WITH BONE AV.QLTY.	KG	473.27	390.00	352.50	350.00	0.00	400.00	395.00	350.00
MUTTON AV.QLTY.	KG	889.42	800.00	795.00	800.00	700.00	750.00	850.00	800.00
CHICKEN FARM BROILER (LIVE)	KG	220.46	215.00	197.50	194.00	214.00	200.00	220.00	200.00
FISH-RAHU MEDIUM SIZE	KG	386.35	254.38	342.50	350.00	325.00	350.00	280.00	450.00
MILK FRESH (UNBOILED)	LTR.	94.27	94.00	90.00	90.00	84.00	80.00	95.00	90.00
CURD	KG.	141.54	135.00	112.50	120.00	120.00	100.00	100.00	100.00
MILK TETRA PACK 1/2 LTR.	PKT.	67.50	70.00	58.75	60.00	60.00	70.00	67.50	70.00
LACTOGEN 400 GRAMS	PKT.	491.15	500.00	500.00	480.00	440.00	510.00	500.00	500.00
POWDER MILK NIDO 400GM.	PKT	400.00	430.76	423.75	380.00	380.00	390.00	425.00	400.00
MILK POWDER LOOSE/PACKED	KG.	523.27	562.50	560.00	520.00	520.00	480.00	805.00	370.00
BUTTER LOCAL PACKED	50 GM.	40.00	28.00	40.00	35.00	35.00	30.00	28.00	30.00
EGGS FARM	DOZ	78.35	75.00	102.50	60.00	75.00	76.00	80.00	100.00
MUSTARD OIL AV.QLTY.	KG.	184.81	160.00	162.50	150.00	150.00	150.00	195.00	160.00
COOKING OIL (DALDA)	2.5LTR	545.00	510.00	440.00	540.00	510.00	510.00	500.00	545.00
COOKING OIL (PAKWAN) OTHER BRAND SPECIFY	2.5 LTR	500.00	528.00	368.75	400.00	410.00	510.00	460.00	500.00
VEGETABLE GHEE TIN	2.5KG.	515.00	490.00	475.00	495.00	495.00	490.00	490.00	515.00
VEGETABLE GHEE (LOOSE)	KG.	164.04	195.00	180.00	160.00	160.00	145.00	130.00	131.75
DATES AV.QLTY.	KG.	279.23	170.00	152.50	130.00	105.00	225.00	240.00	260.00
PISTACHIO AV.QLTY.	50 GM.	184.04	180.00	102.50	100.00	115.00	180.00	120.00	160.00
ALMONDS WHOLE AV.QLTY.	KG.	963.46	800.00	825.00	880.00	880.00	1200.00	1250.00	1200.00
COCONUT DRY AV.QLTY.	KG.	446.15	437.50	242.50	320.00	320.00	400.00	355.00	400.00
RAISINS AV.QLTY.	50 GM.	33.56	25.00	23.75	25.00	25.00	25.00	30.00	20.00
GROUNDNUTS (WITH SHELL)	KG.	318.85	160.00	197.50	180.00	180.00	250.00	220.00	180.00
MALTA/MOSAMBI	DOZ	151.92	295.00	205.00	0.00	0.00	140.00	180.00	200.00
KINNU	DOZ	260.00	295.00	152.50	220.00	220.00	180.00	250.00	310.00
APPLE	KG	140.00	140.00	117.50	130.00	135.00	180.00	150.00	200.00
ALOO BUKHARA	KG	0.00	0.00	0.00	0.00	0.00	0.00	0.00	0.00
POMEGRANATE (ANNAR)	KG	0.00	0.00	0.00	0.00	0.00	0.00	0.00	0.00
GRAPES	KG	0.00	0.00	0.00	0.00	0.00	0.00	0.00	0.00
BANANAS	DOZ	80.00	72.50	47.50	65.00	65.00	80.00	80.00	80.00
MANGO KALMI	KG	0.00	0.00	0.00	0.00	0.00	0.00	0.00	0.00
GUAVA	KG	86.15	65.00	77.50	85.00	95.00	60.00	52.50	70.00
WATERMELON (TURBOOZ)	KG	55.77	50.00	57.50	0.00	55.00	50.00	70.00	40.00
MUSKMELON (KHARBOOZA)	KG	57.50	36.25	62.50	45.00	45.00	70.00	65.00	60.00
SWEETMELON (GARMA)	KG	0.00	0.00	0.00	0.00	0.00	0.00	0.00	0.00
PULSE MASOOR (WHOLE)	KG.	95.77	92.50	138.75	80.00	85.00	100.00	100.00	100.00
PULSE MASOOR (WASHED)	KG.	105.38	103.75	125.00	90.00	90.00	110.00	105.00	120.00
PULSE MOONG (WASHED)	KG.	153.08	140.00	135.00	150.00	150.00	150.00	140.00	160.00
PULSE MASH (WASHED)	KG.	147.50	126.25	152.50	140.00	135.00	140.00	135.00	160.00
PULSE GRAM	KG.	130.96	121.88	127.50	120.00	130.00	125.00	120.00	120.00
GRAM WHOLE BLACK AV QLTY.	KG.	121.73	112.50	72.50	110.00	115.00	120.00	130.00	110.00
GRAM WHOLE YELLOW AV.QLTY	KG.	168.27	145.00	122.50	170.00	170.00	160.00	150.00	165.00
BEANS (LAL LOBIA)	KG.	170.77	156.88	118.75	100.00	90.00	120.00	169.00	140.00
POTATOES	KG	24.42	20.00	35.00	15.00	15.00	20.00	20.00	15.00

Contd.

### 7.11 Intercity Consumer Prices April, 2019

Description	Unit	Karachi	Hyder- abad	Nawab- shah	Mirpur- khas	Mithi	Sukkar	Larkana	Dadu
ONION	KG	40.10	36.25	42.50	37.50	37.50	30.00	37.50	30.00
TURNIP	KG	0.00	0.00	0.00	0.00	0.00	0.00	0.00	0.00
RADISH	KG	0.00	0.00	0.00	0.00	0.00	0.00	0.00	0.00
TOMATOES	KG	55.58	35.00	105.00	25.00	27.50	40.00	65.00	30.00
CABBAGE	KG	65.77	52.50	55.00	55.00	57.50	40.00	37.00	20.00
CAULIFLOWER	KG	70.58	80.00	47.50	55.00	55.00	60.00	45.00	30.00
BRINJAL	KG	0.00	0.00	0.00	0.00	0.00	0.00	0.00	0.00
PUMPKIN	KG	0.00	0.00	0.00	0.00	0.00	0.00	0.00	0.00
BOTTLEGOURD	KG	87.69	63.75	65.00	65.00	67.50	60.00	60.00	40.00
LADY FINGER	KG	0.00	0.00	0.00	0.00	0.00	0.00	0.00	0.00
PEAS	KG	70.00	65.00	117.50	65.00	67.50	80.00	75.00	60.00
SPINACH	KG	38.65	40.00	37.50	40.00	42.50	20.00	45.00	30.00
TINDA	KG	177.31	125.00	65.00	120.00	127.50	80.00	145.00	80.00
TURAI	KG	0.00	0.00	0.00	0.00	0.00	0.00	0.00	0.00
KARAILA	KG	0.00	0.00	0.00	0.00	0.00	0.00	0.00	0.00
ARVI	KG	0.00	0.00	0.00	0.00	0.00	0.00	0.00	0.00
CHILLIES GREEN	KG	83.85	72.50	45.00	90.00	95.00	80.00	80.00	40.00
CARROT	KG	65.38	65.00	35.00	55.00	47.50	50.00	50.00	60.00
COCUMBER (KHEERA)	KG	53.08	42.50	45.00	60.00	60.00	45.00	47.50	40.00
LEMON	250GM	52.69	52.50	37.50	50.00	52.50	40.00	52.50	40.00
SUGAR REFINED	KG.	64.88	64.00	61.50	62.00	62.00	63.00	62.50	65.00
GUR AV.QLTY	KG.	98.46	92.50	76.25	87.50	77.50	95.00	82.50	80.00
HONEY LANGANESE 500 GM.	BOTTLE	1150.00	1210.00	830.00	740.00	850.00	750.00	1090.00	1000.00
MILQ 200 GM.	BOTTLE	300.00	305.00	215.00	340.00	340.00	206.00	305.88	200.00
CUSTARD POWDER RAFHAN 300 GM.	PKT	85.00	85.00	80.00	85.00	85.00	85.00	80.00	80.00
TOFFEE (HILAL)	EACH	1.00	1.00	1.00	1.00	1.00	1.00	2.00	1.00
CHOWKELATE CANDY (SMALL SIZE)	EACH	5.00	5.00	10.00	5.00	5.00	5.00	5.00	5.00
SWEETMEAT (MIXED)	KG	532.69	456.25	392.50	450.00	410.00	450.00	500.00	400.00
ICE CREAM WALLS	CUP.	40.00	40.00	41.25	45.00	45.00	40.00	50.00	40.00
ICE	KG	12.98	10.00	20.00	10.00	10.00	10.00	17.50	10.00
JAM AHMED/MITCHELLES	BOTTLE	145.00	160.00	137.50	145.00	145.00	150.00	150.00	140.00
SQUASH-MITCHELLES	BOTTLE	185.00	175.00	165.00	175.00	175.00	175.00	185.00	150.00
ROOH AFZA	BOTTLE	200.00	200.00	180.00	200.00	200.00	190.00	190.00	190.00
JAM-E-SHIREEN	BOTTLE	200.00	210.00	190.00	200.00	200.00	200.00	200.00	210.00
SAUNF	50 GM	23.56	20.00	25.00	10.00	15.00	20.00	29.00	20.00
CINAMON LOOSE AV. QLTY	50 GM.	32.21	45.00	41.25	30.00	30.00	30.00	27.50	20.00
CUMINSEED WHITE NATIONAL	50 GM.	75.00	70.00	70.00	70.00	70.00	70.00	75.00	80.00
PEPPER BLACK NATIONAL	50 GM.	110.00	110.00	110.00	110.00	110.00	110.00	110.00	110.00
CLOVES LOOSE AV.QLTY	50 GM.	96.15	85.00	87.50	80.00	80.00	80.00	95.00	80.00
CARDAMOM LARGE LOOSE AV.QLTY	50 GM.	128.08	100.00	160.00	80.00	117.50	170.00	120.00	100.00
CARDAMOM SMALL AV.QLTY	50 GM.	205.96	182.50	117.50	180.00	180.00	180.00	190.00	160.00
SALT-POWDERED (LAHORI) LOOSE	KG.	12.00	15.00	13.50	15.00	15.00	10.00	10.00	12.00
SALT POWDERED (NATIONAL/SHAN)	PKT	32.50	30.00	28.00	30.00	30.00	30.00	30.00	30.00
CHILLIES POWD.NATIONAL 200GM	PKT	150.00	150.00	120.00	120.00	120.00	150.00	180.00	150.00
CHILLIES POWDER LOOS	KG.	380.77	400.00	242.50	240.00	250.00	390.00	275.00	280.00
CORRIANDER SEED POWD.NATIONAL	PKT	130.00	130.00	104.00	120.00	104.00	130.00	105.00	104.00
CORRIANDER SEED (LOOSE)	KG.	308.08	227.50	257.50	200.00	205.00	200.00	240.00	220.00
TURMERIC POWD.NATIONAL 50GM	PKT.	40.00	40.00	35.00	40.00	40.00	40.00	40.00	40.00
CURRY POWD. NATIONAL 200 GM	PKT.	86.00	87.00	86.00	86.00	86.00	87.00	87.00	86.00
TOMATO KETCHUP AHMED/MITCHL	BOTTLE	90.00	120.00	95.00	85.00	85.00	107.00	120.00	100.00
PICKLES AHMED/MITCHELLES	BOTTLE	120.00	140.00	130.00	140.00	140.00	130.00	120.00	150.00
VINEGAR SYNTHETIC (SIRKA)	BOTTLE	75.00	80.00	100.00	65.00	65.00	80.00	90.00	100.00
GARLIC	KG	213.08	175.00	142.50	200.00	200.00	180.00	175.00	160.00
GINGER	KG	208.85	185.00	155.00	200.00	200.00	200.00	192.50	180.00
TAPAL DANEDAR TEA 200GM PACKET	PKT	200.00	200.00	185.00	205.00	205.00	194.73	190.00	200.00
TEA LIPTON YELLOW LABEL 200GM.	PKT.	221.05	221.05	210.00	205.00	205.00	221.05	221.05	221.00
TEA LOOSE KENYA AV.QLTY 250GM.	PKT.	173.46	150.00	157.50	200.00	220.00	150.00	140.00	135.00
COFFEE-NESCAFE 75 GM. **	BOTTLE	375.00	400.00	395.00	300.00	350.00	320.00	390.00	360.00
COLD DRINK (STANDARD SIZ)	BOTTLE	25.00	25.00	25.00	25.00	25.00	25.00	25.00	25.00
FRUIT JUICE TETRA PACK	PKT.	20.00	20.00	20.00	15.00	20.00	20.00	20.00	20.00
MINERAL WATER NESTLE 1.5 LTR	BOTTLE	55.00	55.00	50.00	50.00	55.00	50.00	50.00	50.00
CIGARETTES K-2 10'S **	PKT	60.00	60.00	60.00	60.00	50.00	60.00	50.00	60.00
CIGARETTES CAPSTAN 10'S **	PKT	65.00	60.00	70.00	70.00	70.00	60.00	60.00	65.00
CIGARETTES GOLD LEAF 20'S	PKT	150.00	150.00	160.00	150.00	150.00	150.00	150.00	150.00
CIGARETTES MORVEN GOLD 20'S	PKT	65.00	60.00	70.00	70.00	70.00	60.00	58.00	65.00
BETEL LEAVES	50GM.	122.12	110.00	77.50	120.00	140.00	160.00	95.00	100.00

Contd.

### 7.11 Intercity Consumer Prices April, 2019

Description	Unit	Karachi	Hyder- abad	Nawab- shah	Mirpur- khas	Mithi	Sukkar	Larkana	Dadu
BETEL NUTS	KG.	932.69	1300.00	1500.00	1400.00	1500.00	800.00	2150.00	700.00
LONG CLOTH 57" GUL AHMED/AL-KARAM	METER	180.38	300.00	302.50	200.00	225.00	375.00	200.00	300.00
SHIRTING AV.QLTY.	METER	164.23	140.00	223.75	115.00	140.00	175.00	157.50	140.00
PANT CLOTH W & WEAR AV.QLTY	METER	401.83	387.50	450.00	350.00	387.50	600.00	350.00	300.00
LAWN PRINTED GUL AHMED/AL-KARAM	METER	415.00	280.00	400.00	270.00	275.00	394.00	366.66	300.00
GEORGETTE AV.QLTY	METER	123.08	120.00	226.25	145.00	145.00	150.00	130.00	100.00
LINEN AV.QLTY ***	METER	159.23	140.00	152.50	165.00	175.00	175.00	190.00	110.00
HEAVY WT SUITING LAWERNCPUR AVG QLTY	METER	2838.46	2400.00	1400.00	1500.00	1500.00	1800.00	1100.00	900.00
HEAVY WT SUITING LAWERNCPUR SUP QLTY	METER	3630.77	3000.00	2300.00	1500.00	2500.00	2000.00	1300.00	1300.00
TROPICAL SUITING LAW.PUR	METER	1850.00	1850.00	0.00	900.00	1300.00	1400.00	900.00	750.00
PANT BOY 24"/26" LENGTH.	EACH	715.38	525.00	887.50	500.00	550.00	525.00	460.00	900.00
SHIRT BOY 24"/26" LENGTH	EACH	528.85	400.00	800.00	412.50	400.00	450.00	430.00	825.00
SCHOOL UNI. PANT,SHIRT BOYS	SUIT	1027.31	925.00	937.50	825.00	850.00	760.00	700.00	710.00
SCHOOL UNI. KAMEEZ,SHAL.BOYS	SUIT	800.00	800.00	850.00	725.00	750.00	760.00	700.00	475.00
SCHOOL UNI. KAMEEZ,SHAL.GIRL	SUIT	876.92	800.00	900.00	725.00	750.00	1100.00	700.00	670.00
FROCK W/WEAR GIRLS	EACH	1734.62	1475.00	975.00	700.00	1400.00	1100.00	600.00	1100.00
AWAMI-SUIT W & W(BOY) 24"/26	SUIT	1325.00	1000.00	1037.50	800.00	1000.00	1300.00	1200.00	800.00
AWAMI-SUIT W&W (GENTS)AV.QLTY	SUIT	1888.46	1600.00	1600.00	1350.00	1600.00	1300.00	1100.00	1200.00
PULLOVER GENTS OXFORD/BON.	EACH	4150.00	3500.00	3250.00	2200.00	3100.00	3250.00	3100.00	3500.00
PULLOVER LADIES OXFORD/BON.	EACH	3990.00	3400.00	3000.00	2100.00	3000.00	3500.00	2360.00	3000.00
PULLOVER (GENTS) OTHERS A.QTY	EACH	1096.15	900.00	1575.00	800.00	900.00	900.00	1000.00	1000.00
SECOND-HAND COAT FOR MEN	EACH	531.73	300.00	262.50	275.00	325.00	400.00	425.00	600.00
SECONDHAND SWEETER FOR MEN DUP QLTY	EACH	355.77	155.00	412.50	225.00	212.50	225.00	300.00	300.00
SECONDHAND WINTER JACKET	EACH	550.00	225.00	462.50	225.00	190.00	400.00	415.00	400.00
UNDERWEAR AV.QLTY MEDIUM SIZE	EACH	186.92	140.00	182.50	110.00	120.00	120.00	160.00	60.00
VEST FOR MEN AV.QLTY.	EACH	186.54	155.00	117.50	105.00	120.00	175.00	165.00	120.00
VEST/SHAMEEZ (WOMEN) AVG. QLTY	EACH	147.31	150.00	360.00	95.00	150.00	120.00	155.00	200.00
SOCKS NYLON (PAKISTANI)	PAIR	76.92	80.00	110.00	80.00	80.00	100.00	100.00	60.00
BRASSIER AV.QLTY.	EACH	221.15	180.00	250.00	137.50	180.00	135.00	180.00	120.00
BRASSIER SUP QLTY	EACH	446.92	350.00	400.00	370.00	365.00	300.00	300.00	220.00
DOPATTA GEORGETTE AV.QLTY.	EACH	254.23	220.00	350.00	325.00	310.00	275.00	400.00	250.00
DOPATTA COTTON AV GLTY	EACH	271.92	220.00	310.00	275.00	260.00	275.00	350.00	200.00
CHADDAR (W/WEAR) (2x2.5 MTR)	EACH	650.00	487.50	1200.00	350.00	350.00	320.00	520.00	800.00
LUNGI/DHOTI(COTTON) AVG. QLTY	EACH	343.27	287.50	312.50	400.00	310.00	290.00	480.00	300.00
HANDKERCHIEF AVG. QLTY PAK	EACH	63.08	50.00	62.50	50.00	45.00	50.00	50.00	50.00
HANDKERCHIEF SUP. QLTY PAK	EACH	120.00	80.00	117.50	70.00	80.00	80.00	100.00	130.00
GLOVES AV QLTY	PAIR	65.00	60.00	97.50	75.00	65.00	90.00	90.00	200.00
AZARBAND COTTON AVG. QLTY	EACH	16.94	15.00	26.25	11.00	12.00	20.00	35.00	20.00
SEWING THREAD/REEL(ASLI PARI)	EACH	7.00	7.00	7.00	10.00	10.00	7.00	7.00	8.00
WASHING CHARGES PAINT & SHIRT	SUIT	74.62	115.00	65.00	80.00	120.00	65.00	115.00	70.00
DRY CLEANING SUIT COAT PANT	SUIT	319.23	286.67	300.00	200.00	290.00	300.00	290.00	250.00
WASHING CH. (KAMIZ-SHALWAR)	PAIR	75.00	85.00	97.50	70.00	80.00	55.00	70.00	60.00
TAILORING SHIRT	EACH	476.92	412.50	450.00	300.00	425.00	500.00	425.00	400.00
TAILORING CHARGES PANT (MEN)	EACH	761.54	756.25	795.00	400.00	825.00	700.00	550.00	750.00
TAILORING COAT-PANT SUIT	SUIT	5288.46	3566.67	4000.00	3250.00	4000.00	5000.00	3500.00	3200.00
TAILORING AWAMI-SUIT (MALE)	SUIT	731.73	750.00	600.00	500.00	750.00	600.00	800.00	500.00
TAILORING SUIT FEMALE	SUIT	718.27	456.25	675.00	500.00	500.00	600.00	800.00	400.00
GENTS SHOES PAUL BATA	PAIR	1199.00	1199.00	1199.00	1199.00	1199.00	1199.00	1199.00	1199.00
GENTS SANDAL BATA	PAIR	699.00	699.00	699.00	699.00	699.00	699.00	699.00	699.00
GENTS SPOUNG CHAPPAL BATA	PAIR	199.00	199.00	199.00	199.00	199.00	199.00	199.00	199.00
LADIES SANDAL BATA	PAIR	599.00	599.00	599.00	599.00	599.00	599.00	599.00	599.00
LADIES SPOUNG CHAPPAL BATA	PAIR	199.00	199.00	199.00	199.00	199.00	199.00	199.00	199.00
CHILD SHOE POWER LITE BATA	PAIR	699.00	699.00	699.00	699.00	699.00	699.00	699.00	699.00
GENTS SHOE, ART 1109 SERVICE	PAIR	999.00	999.00	999.00	999.00	999.00	999.00	999.00	999.00
NYLON JOGGER 27 SIZE 2-5 ***	PAIR	1399.00	1399.00	1399.00	1399.00	1399.00	1399.00	1399.00	1399.00
CHINA FOOT WEAR AV. QLTY (MALE) *	PAIR	832.69	550.00	447.50	450.00	550.00	637.50	750.00	1200.00
CHINA FOOT WEAR AV. QLTY (FEMALE) *	PAIR	773.08	400.00	400.00	250.00	400.00	550.00	300.00	600.00
CHINA FOOT WEAR AV. QLTY (CHILDREN) *	PAIR	636.35	400.00	382.50	200.00	400.00	425.00	300.00	650.00
SHOE REPAIR HALF SOLE	PAIR	135.77	100.00	82.50	80.00	80.00	65.00	200.00	120.00
SHOES POLISH CHARGES AVERAGE SHOP	PAIR	25.77	20.00	22.50	15.00	20.00	18.75	30.00	20.00
HOUSE RENT (combined)	MONTH	11522.00	6212.00	4135.00	5099.00	3662.00	6280.00	4889.00	4074.00
rent 2	pm	11522.00	6212.00	4135.00	5099.00	3662.00	6280.00	4889.00	4074.00
RENT3	PM	11522.00	6212.00	4135.00	5099.00	3662.00	6280.00	4889.00	4074.00
RENT4	PM	11522.00	6212.00	4135.00	5099.00	3662.00	6280.00	4889.00	4074.00
RENT5	PM	11522.00	6212.00	4135.00	5099.00	3662.00	6280.00	4889.00	4074.00
RENT6	PM	11522.00	6212.00	4135.00	5099.00	3662.00	6280.00	5300.00	4250.00

Contd.

### 7.11 Intercity Consumer Prices April, 2019

Description	Unit	Karachi	Hyder- abad	Nawab- shah	Mirpur- khas	Mithi	Sukkar	Larkana	Dadu
SYNTHETIC ENEMAL ROBIALAC BALTI 3.64 LTR.	EACH	2400.00	1990.00	1500.00	2200.00	2200.00	1500.00	2100.00	1700.00
SYNTHETIC ENEMAL ICI BALTI 3.64 LTR.	EACH	2400.00	2970.00	2262.50	2200.00	2200.00	1650.00	2400.00	1800.00
CEMENT (LOCAL) SPECIFY BRAND NAME	BAG	629.42	640.00	622.50	620.00	630.00	620.00	630.00	625.00
BRICKS (NEW) IST CLASS	P/1000	13357.14	6000.00	6000.00	5800.00	6500.00	6500.00	7000.00	5167.00
CEMENT BLOCKS (6"x8"x12")	P/100	3534.62	2550.00	3800.00	0.00	0.00	0.00	0.00	3000.00
BAJREE	100CFT	5211.54	3000.00	2300.00	4500.00	5800.00	4000.00	3500.00	2400.00
SAND (BLACK PIT SAND)	K100CFT	4961.54	1500.00	1600.00	0.00	2000.00	2000.00	1600.00	2100.00
TIMBER SHESHAM LOG IST QUALITY	cubmt.	63500.00	39600.00	41950.00	0.00	0.00	52965.00	44143.00	55500.00
IRON BAR (M.S. BAR) 1/2"	P/TON	100576.92	98000.00	96000.00	98000.00	98500.00	97000.00	98000.00	98000.00
CARPANTER WAGE RATE	P/DAY	1396.15	1200.00	900.00	800.00	1000.00	1000.00	800.00	1000.00
MASON (RAJ) WAGE RATE	P/DAY	1453.85	1200.00	1000.00	800.00	1000.00	1000.00	900.00	1000.00
UNSKILLED LABOUR WAGE RATE	P/DAY	932.69	700.00	512.50	500.00	600.00	450.00	400.00	500.00
PLUMBER WAGE RSTE	P/DAY	1430.77	1200.00	812.50	800.00	1000.00	1000.00	600.00	800.00
ELECTICIAN WAGE RATE PER DAY	P/DAY	1400.00	1000.00	800.00	0.00	0.00	0.00	600.00	800.00
ELECTICIAN WAGE RATE PER POINT	P/PNT	211.54	150.00	200.00	100.00	100.00	87.50	135.00	100.00
WATER CHARGES PER HOUSE	P/MONTH	157.00	230.00	40.00	20.00	230.00	130.00	150.00	35.00
ELECT.CHARGES UPTO 50 UNITS	P/UNIT	2.00	2.00	2.00	2.00	2.00	2.00	2.00	2.00
ELECT.CHARGES 01 - 100 UNIT	P/UNIT	6.22	6.22	6.22	6.22	6.22	6.22	6.22	6.22
ELECT.CHARGES 101 - 300 UNIT	P/UNIT	9.59	9.59	9.59	9.54	9.59	9.59	9.59	9.59
ELECT.CHARGES 301 - 1000 UNIT	P/UNIT	18.03	18.03	18.03	18.03	18.03	18.03	18.03	18.03
ELECT.CHARGES ABOVE 1000 UNIT	P/UNIT	21.13	21.13	21.13	21.13	21.13	21.13	21.13	21.13
ELEC	PM	11.39	11.39	11.39	11.39	11.39	11.39	11.39	11.39
GAS CHR9 upto 3.3719 MMBUT	MMBTU	145.08	145.08	145.08	145.08	0.00	145.08	145.08	145.08
GAS CHR9 3.3719 - 6.7438 MMBUT	MMBTU	308.88	308.88	308.88	308.88	0.00	308.88	308.88	308.88
GAS CHR9 6.7438 - 10.1157 MMBUT	MMBTU	321.75	321.75	321.75	321.75	0.00	321.75	321.75	321.75
GAS CHR9 10.1157 - 13.4876 MMBUT	MMBTU	1310.40	1310.40	1310.40	1310.40	0.00	1310.40	1310.40	1310.40
GAS	PM	1708.20	1708.20	1708.20	1708.20	0.00	1708.20	1708.20	1708.20
GAS	PM	758.86	758.86	758.86	758.86	0.00	758.86	758.86	758.86
KEROSENE OIL	LTR	137.98	124.00	88.50	140.00	140.00	120.00	145.00	130.00
FIREWOOD WHOLE	40 KG.	661.54	600.00	407.50	500.00	450.00	400.00	450.00	450.00
CHAIR SHESHAM WOOD WITH ARMS	EACH	2200.00	1550.00	2050.00	1000.00	1100.00	2800.00	2600.00	1800.00
CHAIR PLASTIC (CHAIRMAN) AVERAGE QUALITY	EACH	967.31	800.00	800.00	500.00	700.00	1350.00	850.00	1000.00
TABLE SHESHAM WOOD (4X2X5")	EACH	8000.00	3800.00	6000.00	2700.00	3600.00	7500.00	8000.00	6500.00
SOFASET WOODEN WITH FOAM SEAT	SET	20692.31	15125.00	17875.00	15500.00	14500.00	16000.00	24000.00	25000.00
COT IRON (WITH NIWAR)AV.QLTY.	EACH	2634.62	2000.00	2550.00	2000.00	2000.00	2250.00	3600.00	3000.00
ALMIRAH (STEEL) 6'X3' 20 GUAGE	EACH	11634.62	8500.00	10000.00	6750.00	7150.00	16000.00	10000.00	22000.00
DINNING TABLE 6 CHAIRS A.QLTY	SET	15615.38	26000.00	20500.00	11000.00	26000.00	30000.00	19000.00	27000.00
SINGLE BED WITHOUT FOAM MED.	EACH	6153.85	5533.33	7375.00	5500.00	5500.00	15000.00	11000.00	6500.00
MATRESS SINGLE(4"THICK)	EACH	5600.00	6300.00	4950.00	7400.00	7400.00	4500.00	6600.00	6900.00
FARSHI DARI 12'X9' AV.QLTY	EACH	1565.38	1000.00	1412.50	1000.00	1000.00	900.00	1360.00	800.00
DARI COTTON (6'x2 1/2') AV.QL	EACH	609.62	425.00	1175.00	400.00	500.00	600.00	600.00	400.00
CARPET PLAIN AV. QLTY	SQFT.	66.73	45.00	45.00	50.00	45.00	30.00	93.00	30.00
QUILT (LIHAF) 3 KG. COTTON	EACH	1619.23	1100.00	1175.00	650.00	975.00	1200.00	950.00	700.00
BLANKET (90" x 54")	EACH	4375.00	4000.00	4125.00	2000.00	3600.00	3000.00	3600.00	3800.00
BEDSHEET SINGLE BED SUP.QLTY	EACH	863.46	600.00	750.00	500.00	600.00	500.00	850.00	900.00
BED SHEET DOUBLE WITH TWO PILLOW COVERS SUP QLTY	SET	1600.00	950.00	1475.00	700.00	700.00	900.00	1500.00	1200.00
TOWEL(3'x2') AV. QALTY	EACH	268.27	200.00	305.00	150.00	200.00	250.00	250.00	200.00
CELING FAN 48" SUPER QLTY	EACH	4057.69	3300.00	3375.00	3400.00	3400.00	3500.00	3950.00	3700.00
PEDESTAL FAN 22" SUPER QLTY	EACH	5061.54	4800.00	4475.00	5500.00	5600.00	4500.00	3800.00	4700.00
REFG. DAWLENCE 10 CFT. D.DOOR	EACH	33000.00	32000.00	28000.00	35000.00	35000.00	35000.00	33000.00	29500.00
D-FREEZER WAVES 8 CFT.	EACH	30000.00	28500.00	28000.00	30000.00	30000.00	32000.00	33000.00	31500.00
AIRCONDITIONER 1.5 TON PEL	EACH	40000.00	44000.00	43000.00	35000.00	35000.00	52000.00	47000.00	58500.00
SPLIT AIR CONDITIONER 1.5 TON (SPECIFY BRAND NAME)	EACH	49000.00	46000.00	44500.00	48000.00	48000.00	46500.00	49000.00	48000.00
AIRCoolER SUPER ASIA	EACH	12019.23	10500.00	12000.00	12500.00	12500.00	12300.00	12500.00	12500.00
WASHING MACHINE SINGER	EACH	17170.00	18000.00	12500.00	18500.00	18500.00	16000.00	15600.00	14700.00
SEWING MACHINE(SINGER)	EACH	8161.00	8590.00	7105.00	8080.00	8500.00	7500.00	7400.00	7400.00
GIZER LARGE SIZE 30 GALLON CAPACITY SUP QLTY	EACH	24600.00	25900.00	23575.00	18000.00	22950.00	17000.00	18800.00	22500.00
GAS BURNER DOUBLE SPFY.BRAND	EACH	2365.38	2000.00	2000.00	1700.00	1700.00	2100.00	1900.00	2500.00
ELECT. IRON PHILIPS MDL.1120	EACH	2200.00	2200.00	2025.00	1550.00	1700.00	2000.00	2500.00	2000.00
ELECTRIC JUICER FOR APPLE	EACH	5386.54	5000.00	6000.00	3500.00	3600.00	4200.00	5500.00	4000.00
S.STEEL DEGCHI MEDIUM SIZE	EACH	815.38	600.00	700.00	680.00	520.00	800.00	560.00	600.00
ALUMINIUM COOKING PAN (DEGCHI ) MED SIZE	EACH	775.00	500.00	397.50	470.00	495.00	600.00	560.00	500.00
NON STICK COOKING PAN (DEGCHI ) SUP. QLTY	EACH	915.38	800.00	1000.00	850.00	880.00	1200.00	800.00	900.00
FRYING PAN STEEL AVG. QLTY MED. SIZE	EACH	417.31	350.00	360.00	360.00	380.00	500.00	500.00	250.00
TAWA IORN (MEDIUM SIZE) AVG. QLTY	EACH	390.38	300.00	312.50	350.00	350.00	500.00	377.50	300.00

Contd.



### 7.11 Intercity Consumer Prices April, 2019

Description	Unit	Karachi	Hyder- abad	Nawab- shah	Mirpur- khas	Mithi	Sukkar	Larkana	Dadu
S.STEEL PLATE A.QLTY.(M.SIZE)	EACH	93.27	80.00	84.00	75.00	80.00	70.00	130.00	100.00
TABLE SPOON S.STEEL SUP.QLTY.	DOZEN	273.08	300.00	322.50	450.00	450.00	400.00	1250.00	300.00
WATER SET JUG+6 GLASSES (OMROC)	SET	653.85	500.00	787.50	500.00	550.00	800.00	650.00	605.00
TEA SET PAK. CHINAWARE 21 PCS.	SET	1637.69	1400.00	1975.00	1750.00	1800.00	3000.00	1400.00	3000.00
DINNER SET PLASTIC 72 PIECES SUPERIOR QLTY	SET	7153.85	5000.00	4875.00	3000.00	4000.00	6500.00	5000.00	7000.00
HOTPOT SET PLASTIC 3 PCS.	SET	1511.54	1200.00	1200.00	1550.00	1600.00	1500.00	2100.00	2000.00
BUCKET(BALTI) PLASTIC MED.SIZ	EACH	419.23	300.00	705.00	350.00	350.00	400.00	450.00	400.00
LOTA PLASTIC (MED SIZE) AVERAGE QUALITY	EACH	83.46	65.00	57.50	70.00	80.00	70.00	60.00	60.00
PRESURE COOKER 4 LTR.	EACH	1861.54	1600.00	1900.00	1450.00	1600.00	2000.00	1800.00	1900.00
WATER COOLER 9/10 LTR.PLASTIC ***	EACH	615.38	600.00	929.25	800.00	800.00	800.00	500.00	500.00
THERMOS STARVAC 1 LTR	EACH	584.62	450.00	552.50	500.00	500.00	750.00	500.00	700.00
BULB PHILIPS 100-WATTS	EACH	50.00	48.00	30.00	30.00	35.00	30.00	35.00	45.00
TUBE LIGHT PHILIPS 40 WATTS	EACH	156.92	155.00	130.00	110.00	120.00	105.00	120.00	120.00
ELECTRIC BLUBS "0" WATTE LOCAL	EACH	26.92	25.00	25.00	20.00	20.00	22.00	22.50	25.00
ELECTRIC BLUB ENERGY SAVER 14 WATTS	EACH	180.00	200.00	185.00	170.00	200.00	155.00	180.00	140.00
WASHING SOAP 250 GMS SPECIFY BRAND NAME	EACH	14.00	40.00	36.00	30.00	30.00	30.00	30.00	35.00
SURF EXCEL 400 GMS POLY BAG	EACH	155.00	150.00	145.00	150.00	150.00	116.00	145.00	116.00
WASHING POWDER 1000 GRM	EACH	190.00	199.00	190.00	199.00	199.00	190.00	200.00	190.00
WASHING POWDER (WHEEL/ BONUS) 100 GRAMS	EACH	95.00	105.55	125.00	90.00	95.00	95.00	90.00	125.00
CLEANSER POWDER VIM 1000 GM	PKT.	80.00	88.88	75.00	85.00	85.00	78.00	80.00	94.00
FINIS 500 ML	BOTTLE	233.46	294.11	240.00	125.00	225.00	210.00	170.00	275.00
PHNYLE TYPHONE/FINIS/CARRANITE 3 LITRES	BOTTLE	140.00	185.45	180.00	110.00	120.00	150.00	150.00	160.00
HARPIC	BOTTLE	190.00	190.00	190.00	190.00	190.00	170.00	190.00	160.00
BOOT POLISH CHERRY/KIWI 50ML	EACH	140.00	135.00	130.00	135.00	135.00	130.00	115.00	167.00
ROBIN BLUE (35 GRAMS)	PKT.	35.00	47.22	35.00	30.00	30.00	30.00	32.00	60.00
TISSU PAPER PERFUMED 100 PCS.	PKT	150.00	125.00	100.00	90.00	120.00	110.00	150.00	100.00
TOILET PAPER ROLL (R.PETEL)	P/ROLL	45.00	50.00	35.00	45.00	50.00	35.00	40.00	30.00
BOOT POLISH LIQUID CHEERY BLOSSOM KIWI 75 ML	BOTTLE	160.00	160.00	160.00	120.00	160.00	160.00	160.00	170.00
MATCH BOX SMALL	EACH	3.00	3.00	3.00	3.00	3.00	2.00	3.00	2.00
DRY CELL 1.5 VOLT(LOCAL)	EACH	15.00	15.00	25.00	35.00	30.00	35.00	20.00	25.00
HAND STITCHING NEEDLE M.SIZE	PACKET	9.31	8.00	8.00	5.00	5.00	10.00	10.00	10.00
SEWING MACHINE NEEDLE (SINGER)	EACH	5.00	6.00	10.00	5.00	6.00	10.00	7.00	5.00
HOUSEHOLD SERVANT FEMALE P/T	P/MNTH	2653.85	1250.00	2000.00	800.00	1050.00	1625.00	2100.00	1500.00
MARRIAGE HALL WITH FURNITURE	P/HEAD	303.08	210.00	77.50	120.00	140.00	150.00	150.00	100.00
SEPTRAN TABLETS	10TAB.	20.00	20.00	18.75	20.00	20.00	20.00	19.30	20.00
BRUFEN TABS 200-MG.	10TAB.	10.00	15.00	24.00	10.00	10.00	23.00	12.00	10.00
PANADOL TAB. EXTRA/PLAIN	10TAB.	15.00	13.00	11.50	14.00	14.00	15.00	12.00	12.00
DISPRIN TAB.	10TAB.	15.00	13.30	12.25	13.00	13.00	13.00	14.00	13.00
TRISIL TAB.	10 TAB	15.00	15.00	10.75	16.00	16.00	10.00	10.00	10.00
FLAGYL TAB. 200 MG.	10TAB.	10.00	16.00	14.50	16.00	16.00	15.00	10.00	10.00
VENTOLIN TAB. 2MG.	10TAB.	10.00	10.00	10.25	10.00	10.00	10.00	10.00	10.00
DAONIL TAB. 5 MG.	10TAB.	20.00	20.00	16.00	17.00	17.00	20.00	16.83	17.00
ENTOX TAB.	10TAB.	20.00	15.00	15.25	16.00	16.00	15.00	15.00	16.00
RENITEC TAB. 5 MG.	10TAB.	62.00	62.00	60.00	62.00	62.00	60.00	58.50	62.00
CAC. 1000 TAB	BOTTLE	153.00	153.00	153.00	152.00	152.00	150.00	128.00	153.00
AMOXIL CAPSOLE 250 MG.S	10CAP.	36.50	36.44	35.50	37.00	37.00	40.00	35.00	36.50
CALCIUM SYRUP SANDOZ	BOTTLE	64.00	64.00	64.00	64.00	64.00	64.00	64.00	64.65
LEDERPLEX SYRUP	BOTTLE	52.74	52.47	52.00	52.74	52.74	52.00	52.74	52.74
SANCOS SYRUP (50 ML.)	BOTTLE	30.00	55.00	30.00	30.00	30.00	30.00	30.00	30.00
PHENERGAN SYRUP 120 ML.	BOTTLE	37.00	36.72	42.00	43.00	43.00	36.64	33.00	42.25
CALPOL SYRUP 60 ML.	BOTTLE	51.21	51.21	28.00	51.00	51.00	30.75	28.00	30.00
HYDRYLLIN SYRUP 120 ML.	BOTTLE	69.00	69.00	69.00	69.00	69.00	69.00	69.00	69.00
POLYFAX EYE OINTMENT	TUBE	22.00	22.00	22.00	23.00	23.00	22.00	21.00	22.50
BETNESOL EYE DROPS	BOTTLE	34.60	34.50	33.00	34.00	34.00	33.89	34.00	33.79
EAR DROPS (CARDISPORINE) ***	BOTTLE	25.00	25.00	23.00	25.00	23.00	21.00	21.00	21.00
BETNOVATE-N OINTMENT 5 GMS	TUBE	16.68	19.83	59.00	35.00	35.00	18.33	16.00	20.00
BURNOL CREAM 30 GRM	TUBE	55.42	55.42	55.00	55.42	55.42	55.00	55.00	57.25
VICKS VAPORUB/BALM	BOTTLE	36.00	36.00	36.00	36.00	36.00	36.00	36.00	36.00
GLYCRINE SMALL BOTTLE	BOTTLE	35.00	35.00	30.00	33.00	33.00	15.00	15.00	15.00
JOUHAR JOSHANDA	PKT.	10.00	10.00	10.00	10.00	10.00	10.00	10.00	10.00
GALXOS-D (450 GRMS)	PKT.	157.50	157.50	140.00	150.00	150.00	157.50	140.00	157.50
GRIPE-WATER WOODWARDS	BOTTLE	60.00	60.00	60.00	60.00	60.00	60.00	60.00	60.00
SANIPLAST ONE PUTTY	EACH	2.00	2.00	2.00	1.00	1.50	2.00	2.00	2.00
O.R.S. (NIMCOL)	PKT.	18.00	18.00	16.00	18.00	18.00	15.00	17.00	18.00
DETTOL (MEDIUM)	BOTTLE	150.00	150.00	150.00	85.00	85.00	150.00	100.00	180.00
COTTON BANDAGE 2" - 4"	EACH	10.00	8.00	8.00	20.00	20.00	15.00	15.00	10.00

Contd.

### 7.11 Intercity Consumer Prices April, 2019

Description	Unit	Karachi	Hyder- abad	Nawab- shah	Mirpur- khas	Mithi	Sukkar	Larkana	Dadu
THERMOMETER CHINA	EACH	60.00	50.00	42.50	50.00	50.00	50.00	40.00	50.00
DOCTOR (MBBS) CLINIC FEE	P/PAT.	213.46	100.00	200.00	100.00	100.00	150.00	300.00	200.00
URINE TEST (DR) CHARGES	P/TEST	171.15	120.00	147.50	70.00	100.00	170.00	150.00	100.00
BLOOD TEST (CP) CHARGES	P/TEST	334.62	243.75	300.00	200.00	225.00	290.00	250.00	300.00
SUGAR TEST (RANDOM/FASTING BOTH) CHARGES	P/TEST	315.38	200.00	240.00	200.00	200.00	200.00	300.00	140.00
ECG CHARGES	P/TEST	361.54	225.00	350.00	200.00	225.00	350.00	200.00	400.00
X-RAY (CHEST) CHARGES	P/X-RAY	330.77	318.75	462.50	200.00	325.00	300.00	400.00	300.00
CAR SUZUKI 800 CC (W/O. A/C)	EACH	817750.00	860000.00	817750.00	817750.00	0.00	817750.00	817750.00	0.00
CAR SUZUKI 1000 CC	EACH	1440000.00	1440000.00	1400000.00	1405000.00	0.00	0.00	1400000.00	0.00
CAR TOYOTA 1300 CC	EACH	2328000.00	2056500.00	1979000.00	0.00	0.00	0.00	0.00	0.00
CAR HONDA CIVIC	EACH	3199225.00	0.00	2861500.00	0.00	0.00	0.00	0.00	0.00
MOTORCYCLE HONDA CD-70.	EACH	70500.00	70500.00	70500.00	69500.00	69500.00	70500.00	70500.00	70500.00
MOTORCYCLE YAMAHA 100CC.	EACH	78600.00	79300.00	0.00	0.00	0.00	78500.00	79300.00	0.00
MOTOR CYCLE HERO 70 CC	EACH	47000.00	47500.00	44000.00	45500.00	0.00	45500.00	47500.00	0.00
BICYCLE WITH TYRES & TUBES	EACH	7000.00	7800.00	9000.00	8250.00	8750.00	10000.00	8500.00	8500.00
TYRE CAR WITH TUBE GENERAL	EACH	4200.00	3200.00	3800.00	3700.00	3600.00	3200.00	3600.00	3300.00
TYRE MOTOR CYCLE WITHOUT TUBE	EACH	1350.00	1150.00	1025.00	1300.00	1225.00	1320.00	1340.00	1400.00
TYRE CYCLE SPECIFY BRAND NAME	EACH	306.92	350.00	417.50	390.00	425.00	350.00	375.00	550.00
TYRE CAR W/O TUBE	EACH	3250.00	3000.00	3200.00	3400.00	3500.00	3200.00	2900.00	3000.00
PETROL SUPER	LITRE	98.89	98.89	98.89	98.89	98.89	98.89	98.89	98.89
HIGH SPEED DIESEL HSD	LITRE	117.43	117.43	117.43	117.43	117.43	117.43	117.43	117.43
CNG	K.G.	104.00	104.00	104.00	104.00	0.00	104.00	104.00	104.00
GAS CYLINDER STAND. SIZE	EACH	1320.00	1347.50	1375.00	1300.00	1350.00	1430.00	1430.00	1320.00
MOTOR CYCLE SERVICE CHARGES	EACH	371.15	450.00	295.00	250.00	300.00	350.00	550.00	300.00
CAR SERVICE CHARGES	EACH	528.85	500.00	500.00	300.00	450.00	350.00	700.00	500.00
TYRE PUNCTURE CHARGES	EACH	72.31	80.00	72.50	70.00	60.00	87.50	80.00	80.00
CYCLE OVERHAULING CHARGES	EACH	234.62	300.00	275.00	200.00	300.00	300.00	300.00	200.00
CAR TAX FOR 800CC TO 1300CC	YEARLY	3500.00	1750.00	1750.00	1750.00	1750.00	1750.00	1750.00	1750.00
TRAIN FARE ECO. 1-100 KM.	P/KM.	2.05	2.05	2.05	2.05	0.00	2.05	2.05	2.05
TRAIN FARE ECO. 101-500 KM.	P/KM.	1.36	1.36	1.36	1.36	0.00	1.36	1.36	1.36
TRAIN FARE ECO. > 500 KM.	P/KM.	0.98	0.98	0.98	0.98	0.00	0.98	0.98	0.98
TRAIN FARE IST SLP. 1-100KM	P/KM.	3.00	3.00	3.00	3.00	0.00	3.00	3.00	3.00
TRAIN FARE IST SLP.101-500 KM	P/KM.	2.45	2.45	2.45	2.45	0.00	2.45	2.45	2.45
TRAIN FARE IST SLP. > 500 KM	P/KM.	1.57	1.57	1.57	1.57	0.00	1.57	1.57	1.57
TRAIN FARE A/C SLP. 1-100KM.	P/KM	6.20	6.20	6.20	6.20	0.00	6.20	6.20	6.20
TRAIN FARE A/C SLP.101-500KM	P/KM.	5.54	5.54	5.54	5.54	0.00	5.54	5.54	5.54
TRAIN FARE A/C SLP > 500KM.	P/KM	4.10	4.10	4.10	4.10	0.00	4.10	4.10	4.10
PLATEFORM TICKET	EACH	10.00	10.00	10.00	10.00	0.00	10.00	10.00	10.00
AUTO RICKSHAW FARES	KM/MIN	60.00	45.00	80.00	60.00	90.00	80.00	100.00	80.00
FULL TONGA CHARGES	KM/MIN	70.00	80.00	35.00	60.00	0.00	80.00	65.00	0.00
TAXI 4 SEATER FARE	KM/MIN	70.00	60.00	100.00	90.00	90.00	80.00	200.00	60.00
BUS FARE MIN (WITHIN CITY)	TICKET	10.00	10.00	0.00	10.00	0.00	0.00	0.00	0.00
BUS FARE MAX (WITHIN CIT	TICKET	15.00	17.00	0.00	10.00	0.00	0.00	0.00	0.00
BUS FARE OUTSIDE CITY	P/KM.	0.67	0.95	1.42	0.95	0.95	1.23	1.40	1.10
A/C BUS FARE OUTSIDE CITY	P/KM.	1.18	1.66	1.78	1.70	1.70	2.27	1.60	1.78
MINIBUS FARE MIN.WITH IN CITY	TICKET	10.00	10.00	0.00	0.00	0.00	0.00	0.00	0.00
MINIBUS FARE MAX.WITH IN CITY	TICKET	16.00	20.00	0.00	0.00	0.00	0.00	0.00	0.00
SUZUKI FARE MIN.WITH IN CITY	TICKET	10.00	10.00	0.00	10.00	0.00	10.00	10.00	0.00
SUZUKI FARE MAXIMUM W.IN CITY	TICKET	16.54	20.00	0.00	10.00	0.00	30.00	10.00	0.00
AIR FARE ECONOMY CLASS.	P/KM.	14.56	14.56	14.56	0.00	0.00	14.56	14.56	0.00
POSTAL ENVELOPE DOMESTIC	EACH	8.00	8.00	8.00	8.00	8.00	8.00	8.00	8.00
ENVELOPE FOR SAUDI ARABIA	EACH	50.00	50.00	50.00	50.00	50.00	50.00	50.00	45.00
POSTAL REGISTRATION CHARGES	EACH	38.00	38.00	38.00	38.00	38.00	38.00	38.00	28.00
U.M.S. REG CHARGES MIN.	EACH	59.00	59.00	60.00	60.00	60.00	59.00	60.00	60.00
T.C.S. CH. MIN.WITH IN ZONE	EACH	200.00	200.00	200.00	200.00	200.00	200.00	200.00	200.00
TELEPHONE CHARGES LOCAL CALL	P/CALL	4.65	4.65	4.65	4.65	4.65	4.65	4.65	4.65
TEL CHARGES OUT SIDE CITY	P/CALL	4.65	4.65	4.65	4.65	4.65	4.65	4.65	4.65
INTERNET CHARGES	P/HOUR	20.00	25.00	42.50	20.00	25.00	30.00	20.00	30.00
MOBILE CELL CHARGES	P/UNIT	3.00	3.00	3.06	3.00	3.00	5.00	3.50	3.06
FAX CHARGES (LOCAL)	P/PAGE	15.00	20.00	15.00	15.00	20.00	20.00	30.00	30.00
TELEPHONE SET AV. QLTY	EACH	1084.62	800.00	825.00	600.00	800.00	600.00	1300.00	1000.00
MOBILE SET NOKIA/SONY/ERICSON/SAMSUNG WITHOUT CAMERA	EACH	2800.00	2600.00	3250.00	2250.00	2600.00	2700.00	3200.00	2400.00
T.V. 20" COLORED WEGA H-A21.	EACH	28500.00	19000.00	14000.00	18000.00	18000.00	17500.00	20500.00	14000.00
T.V 20" COLOR CHINA/KORIA)	EACH	14000.00	13000.00	11000.00	10000.00	10000.00	12000.00	9000.00	11000.00
V.C.P. PANASONIC/LG/NAT	EACH	4000.00	5000.00	5000.00	6000.00	6000.00	5600.00	4800.00	4500.00

Contd.

### 7.11 Intercity Consumer Prices April, 2019

Description	Unit	Karachi	Hyder- abad	Nawab- shah	Mirpur- khas	Mithi	Sukkar	Larkana	Dadu
DVD/VCD PLAYER PANASONIC/LG	EACH	4500.00	3750.00	2825.00	3500.00	4000.00	4500.00	3000.00	2800.00
RADIO WITH C.PLAYER NATIONAL	EACH	2009.62	3500.00	3500.00	1500.00	3500.00	2000.00	2800.00	2000.00
PERSONNEL COMPUTER (BRANDED)	EACH	46230.77	40000.00	58000.00	46000.00	46000.00	45000.00	45000.00	27000.00
VID. CASSETTE BLK. TDK/SONY	EACH	140.00	140.00	200.00	120.00	140.00	140.00	170.00	160.00
COM. C.D. (TDK/IMATION)	EACH	50.00	80.00	60.00	50.00	80.00	50.00	50.00	50.00
TAPE RECORDER CASSETTE BLANK	EACH	50.00	60.00	50.00	50.00	60.00	50.00	50.00	50.00
VIDEO GAME SEGA 16 BYTE	EACH	1400.00	1400.00	1100.00	1800.00	0.00	1350.00	1500.00	1150.00
CINEMA A/C. HIGH CLASS	TICKET	150.00	100.00	0.00	30.00	0.00	0.00	0.00	0.00
CINEMA NON-A/C HIGH CLASS	TICKET	122.31	40.00	200.00	20.00	0.00	0.00	60.00	35.00
CABLE CHARGES	P/MONTH	400.00	300.00	292.50	300.00	300.00	300.00	400.00	300.00
TV.LICENCE FEE DOMESTIC	YEARLY	420.00	420.00	420.00	420.00	420.00	420.00	420.00	420.00
ENGLISH BOOK CLASS V1	EACH	63.45	77.65	63.45	77.65	77.65	63.45	63.45	77.65
ENGLISH BOOK CLASS IX OR X	EACH	53.20	53.20	65.00	59.55	53.20	53.20	53.20	65.90
ENG. BOOK IST.YR COMPLETE SET	EACH	126.10	126.10	130.00	139.10	139.10	126.10	131.05	130.00
ENGLISH BOOK BA/B.SC	EACH	250.00	220.00	210.00	210.00	210.00	210.00	210.00	250.00
URDU BOOK CLASS V (T.B.BORD)	EACH	72.60	72.60	72.60	72.60	72.60	72.60	72.60	93.45
URDU BOOK CLASS IX/X(T.B.B)	EACH	69.25	69.25	69.00	69.05	69.05	69.25	69.25	69.25
URDU BOOK IST.YEAR/INTER	EACH	51.65	51.65	51.65	51.65	51.65	51.65	51.65	51.65
URDU BOOK BA/B.SC	EACH	200.00	120.00	120.00	120.00	120.00	140.00	120.00	120.00
MATHS BOOK CALSS V (T.B.B)	EACH	131.30	131.30	193.00	131.30	131.30	131.30	131.30	131.30
MATHS BOOK CLASS IX OR X	EACH	214.90	214.90	214.00	214.90	214.90	214.90	214.90	214.90
MATHS BOOK IST.YEAR (T.B.B)	EACH	115.90	115.90	115.90	115.90	115.90	115.99	115.90	129.80
PAKISTAN STUDIES BOOK BA/B.SC	EACH	220.00	150.00	150.00	150.00	150.00	150.00	170.00	150.00
DAILY "DAWN"	P/COPY	25.00	25.00	25.00	25.00	25.00	25.00	25.00	25.00
DAILY "JANG"	P/COPY	20.00	20.00	20.00	20.00	20.00	20.00	20.00	20.00
DAILY "NAWA-E-WAQT"	P/COPY	20.00	20.00	20.00	20.00	20.00	20.00	20.00	20.00
WEEKLY "AKHBAR-E-JAHAN"	P/COPY	70.00	70.00	70.00	70.00	70.00	70.00	70.00	70.00
WEEKLY "MAG"	P/COPY	50.00	50.00	50.00	50.00	50.00	50.00	50.00	50.00
MONTHLY "NAUNEHAL DIGEST"	P/COPY	40.00	35.00	35.00	35.00	35.00	40.00	35.00	35.00
PAPER FOOLSCAPE (27"x17")	QUIRE	46.54	45.00	27.00	30.00	45.00	45.00	50.00	35.00
EXERCISE.BOOK LINED 80/100 PGS	EACH	39.23	30.00	30.00	20.00	30.00	60.00	30.00	30.00
PENCILGOLDFISH/DEER	EACH	8.08	8.00	6.75	8.00	8.00	10.00	9.00	8.00
PEN INK DOLLOR 57 ML BOTTLE	EACH	25.00	25.00	20.00	30.00	30.00	25.00	25.00	30.00
PHOTOSTATE PAPER 70 GM	PRT	528.46	550.00	482.50	400.00	350.00	450.00	490.00	450.00
BALL PEN (local)	EACH	9.15	10.00	7.00	10.00	10.00	7.00	9.00	8.00
FOUNTAIN PEN HERO/WINGS/CHINA	EACH	50.00	40.00	50.00	20.00	35.00	40.00	50.00	50.00
PRIVATE SCHOOL FEE ENGLISH MEDIUM AVERAGE STANDARD (CLASS I)	P/MONTH	1312.50	2062.50	2000.00	1200.00	700.00	1500.00	1425.00	2800.00
PRIVATE SCHOOL FEE ENGLISH MEDIUM AVERAGE STANDARD (CLASS V)	P/MONTH	1387.50	2062.50	2000.00	1200.00	700.00	1500.00	1450.00	2800.00
PRIVATE SCHOOL FEE ENGLISH MEDIUM AVERAGE STANDARD (CLASS VI)	P/MONTH	2002.88	1543.75	2800.00	1200.00	800.00	1800.00	1535.00	3100.00
PRIVATE SCHOOL FEE ENGLISH MEDIUM AVERAGE STANDARD (CLASS X)	P/MONTH	2493.27	1990.63	2800.00	1500.00	1000.00	1800.00	1685.00	4000.00
PRIVATE MEDICLE COLLEGE FEE MBBS (IST YEAR)	P/MONTH	66667.00	57250.00	0.00	60000.00	0.00	0.00	0.00	0.00
PRIVATE ENGINEERING COLLEGE FEE (ISTR YEAR)	P/MONTH	10542.00	21666.00	0.00	0.00	0.00	0.00	0.00	0.00
GOVT. COLLEGE FEE IST. YEAR	MONTH	0.00	0.00	0.00	0.00	0.00	0.00	0.00	0.00
GOVT. COLLEGE FEE 4TH. YEAR	MONTH	75.00	75.00	75.00	75.00	75.00	75.00	75.00	75.00
GOVT. UNIVERSITY FEE MSC.	MONTH	1916.66	1000.00	1550.00	354.17	354.17	1400.00	0.00	400.00
GOVT. MED. COLLEGE FEE MBBS	MONTH	2658.33	13416.00	1466.67	0.00	2000.00	2685.00	5020.83	2000.00
GOVT. ENGG. COLL. FEE I YEAR	MONTH	2733.33	1500.00	1250.00	0.00	0.00	0.00	1041.66	0.00
COACHING FEE FOR CLASS IX/X	P/MONTH	2200.00	900.00	1500.00	1500.00	1200.00	1000.00	1000.00	700.00
COACHING CHARGES FOR CLASS IST YEAR/INTER (SCIENCE)	P/MONTH	3000.00	1100.00	2000.00	2000.00	1500.00	2000.00	1500.00	1000.00
COACHING CHARGES FOR CLASS IST YEAR/INTER (COMMERCE)	P/MONTH	3000.00	1000.00	3500.00	1000.00	1000.00	2000.00	1000.00	700.00
I.T. TUITION FEES	P/MONTH	3500.00	2250.00	1250.00	0.00	0.00	1833.00	2000.00	600.00
MBA TUITION FEES	P/MONTH	8750.00	12500.00	18000.00	0.00	0.00	8200.00	12700.00	0.00
BREAD TANDOORI ST. SIZE	EACH	10.00	12.00	10.00	8.00	8.00	10.00	8.00	7.00
COOKED MUTTON (AV. HOTEL)	PLATE	190.77	160.00	150.00	125.00	150.00	250.00	180.00	100.00
COOKED BEEF (AV. HOTEL)	PLATE	98.85	100.00	70.00	80.00	80.00	100.00	100.00	60.00
COOKED DAL (AV. HOTEL)	PLATE	65.19	60.00	63.75	50.00	50.00	70.00	70.00	50.00
CHICKEN BIRYANI FULL/DOUBLE	PLATE	188.46	200.00	100.00	120.00	150.00	165.00	240.00	120.00
TEA PREPARED (ORDINARY)	CUP	23.37	30.00	25.00	30.00	25.00	27.50	30.00	20.00
HAIRCUT CHARGES FOR MEN	P/CUT	88.46	75.00	100.00	50.00	75.00	70.00	115.00	100.00
BEAUTY PORL HAIR STYL CHARGE	P/STY.	638.46	450.00	287.50	150.00	350.00	200.00	375.00	500.00
SHAVING CHARGES	PER SHV	51.92	40.00	50.00	20.00	40.00	40.00	60.00	50.00

Contd.

### 7.11 Intercity Consumer Prices April, 2019

Description	Unit	Karachi	Hyder- abad	Nawab- shah	Mirpur- khas	Mithi	Sukkar	Larkana	Dadu
LIPSTICK S.MISS/MEDORA	EACH	140.00	120.00	120.00	130.00	120.00	110.00	120.00	90.00
NAIL POLISH S.MISS/MEDORA	EACH	110.00	110.00	95.00	110.00	110.00	85.00	92.50	50.00
PERFUME MED.SIZE MEDORA/BROACH	EACH	254.62	220.00	200.00	220.00	220.00	220.00	220.00	220.00
HAIR-OIL AMLA/CHAMBELI	BOTTLE	140.00	140.00	130.00	120.00	120.00	130.00	120.00	130.00
TOILET SOAP LUX 95 GRAMS	EACH	54.29	53.00	45.00	40.00	40.00	53.00	43.18	44.00
TOILET SOAP LIFEBOUY 140 GRM	EACH	40.00	47.94	50.00	45.00	45.00	45.00	50.00	50.00
TOILET SOAP SAFEGUARD BATH SIZE	EACH	53.00	55.00	53.00	60.00	60.00	55.00	50.00	65.00
TOOTHPASTE MACKLINES 70 GRM	EACH	50.00	50.00	50.00	50.00	50.00	50.00	50.00	50.00
TOOTHPAST MED SIZE CLGATE 70 GMS	EACH	74.67	75.00	70.00	80.00	80.00	74.66	80.00	75.00
TOOTHBRUSH SHEILD A/PLAUQUE	EACH	35.00	35.00	41.25	35.00	40.00	60.00	60.00	35.00
TOOTHPOWDER DENTONIC 90 GRM	EACH	50.00	32.00	35.00	25.00	32.00	40.00	35.00	35.00
HAIR-COLOUR BEGIN (6 GMS)	EACH	130.00	120.00	100.00	110.00	110.00	165.00	120.00	100.00
HAIR COLOUR (KALAKOLA)	BOTTLE	130.00	130.00	130.00	130.00	130.00	130.00	135.00	130.00
FACECREAM PONDS (MEDIUM)	EACH	130.00	120.00	110.00	120.00	120.00	130.00	130.00	120.00
TALC POWDER VICE ROAY,B.CAT	EACH	185.00	185.00	160.00	180.00	180.00	155.00	162.50	145.00
BLADE TREET ORDINARY 10'S	PKT.	40.00	40.00	42.00	40.00	40.00	45.00	45.00	45.00
BLADE 7-O-CLOCK STAIN. 5'S	PKT.	40.00	35.00	35.00	35.00	35.00	38.00	32.50	50.00
SHAMPOO SUNSILK/PAINTIN 100 ML	BOTTLE	110.00	110.00	110.00	99.00	99.00	110.00	110.00	100.00
BEAUTY CREAM (FAIR & LOVELY)	EACH	130.00	90.00	185.00	210.00	215.00	230.00	230.00	230.00
HAIR REMOVING CREAM (EU-CREAM)	TUBE	70.00	70.00	65.00	70.00	70.00	65.00	65.00	70.00
GEL MEDIUM SIZE	BOTTLE	96.15	60.00	65.00	55.00	75.00	70.00	100.00	120.00
DISPOSABLE RAZOR GILLET-II	EACH	50.00	50.00	45.00	45.00	45.00	45.00	45.00	50.00
SHAVING CREAM TOUCH-ME/ADM.	EACH	80.00	80.00	70.00	55.00	70.00	55.00	70.00	70.00
GOLD TEZABI 24 CT	10 GM.	61043.00	60742.00	58127.00	60699.00	60699.00	61300.00	59400.00	59166.00
SILVER TEZABI 24 CT	10 GM.	771.00	771.00	737.50	790.00	790.00	800.00	740.00	800.00
ARTIFICIAL JEWELLARY SET	SET	1267.31	625.00	1700.00	375.00	500.00	800.00	1800.00	300.00
WRIST WATCH GENTS CITIZEN (ORIGINAL) ***	EACH	2861.54	3200.00	3750.00	2500.00	3000.00	2600.00	3050.00	2500.00
WRIST WATCH LADIES CITIZEN (ORIGINAL) ***	EACH	2861.54	3050.00	3750.00	2500.00	3000.00	2500.00	2550.00	2500.00
WALL CLOCK QUARTZ AV.QLTY	EACH	500.96	400.00	500.00	350.00	400.00	500.00	500.00	400.00
SUITCASE REXIN (24"x16"x6")	EACH	1848.08	1100.00	1600.00	900.00	975.00	1550.00	1500.00	1500.00
TRUNK MEDIUM SIZE ***	EACH	2000.00	1450.00	3000.00	1200.00	1450.00	3500.00	1250.00	1500.00
PURSE LADIES (LEATHER) AVERAGE QUALITY	EACH	1794.23	850.00	1500.00	650.00	750.00	1200.00	1450.00	400.00

### 7.11 Intercity Consumer Prices April, 2019

Description	Unit	Peshawar	Mardan	Abbott- abad	Bannu	D.I. Khan	Mingora
WHEAT	10 KG.	370.00	400.00	450.00	340.00	340.00	360.00
WHEAT FLOUR FINE/SUPERIOR.	KG.	43.17	44.00	50.00	41.00	40.00	41.00
WHEAT FLOUR AVG. QLTY	KG.	38.92	39.00	45.00	39.00	37.63	38.00
WHEAT FLOUR BAG	10 KG.	390.83	380.00	450.00	392.50	385.00	380.00
MAIDA	KG.	51.67	50.00	52.50	50.00	52.50	50.00
SUJI	KG.	56.67	50.00	60.00	50.00	60.00	60.00
BESAN AV. QLTY.	KG.	131.67	122.50	130.00	125.00	127.50	130.00
RICE BASMATI SUP. QLTY.	KG.	145.83	140.00	170.00	150.00	140.00	120.00
RICE BASMATI 385/386	KG.	130.00	125.00	117.50	140.00	120.00	80.00
RICE BASMATI BROKEN AV.QLTY	KG.	83.33	80.00	90.00	55.00	73.75	65.00
RICE IRRI-6 (SINDH/PUNJAB)	KG.	58.33	55.00	60.00	65.00	56.00	60.00
VERMICELLI	KG.	72.50	75.00	90.00	70.00	80.00	80.00
BREAD PLAIN MEDIUM SIZE	EACH	45.00	45.00	35.00	35.00	37.50	40.00
RUSK (PAPAY)	KG.	216.67	200.00	180.00	180.00	147.50	240.00
BISCUITS-PACKED	PKT	35.00	35.00	40.00	40.00	40.00	40.00
BISCUIT-BAKERY (LOOSE)	250 GM	75.00	87.00	80.00	67.50	56.25	75.00
CORNFLAKS FAUJI 225 GM.	PKT	234.00	234.00	189.00	165.00	200.00	205.00
SAMOSA (VEGATABLE)	EACH	8.17	10.00	10.00	15.00	10.00	10.00
PASTRY AV.QLTY.	EACH	23.33	20.00	27.50	20.00	25.00	20.00
PATTIES (VEGATABLES)	EACH	30.00	25.00	27.50	30.00	20.00	15.00
NIMCO	250 GM	53.33	40.00	50.00	57.50	51.25	65.00
CHIPS	250 GM	71.67	65.00	80.00	60.00	55.00	60.00
BEEF WITH BONE AV.QLTY.	KG	372.50	372.50	350.00	350.00	370.00	400.00
MUTTON AV.QLTY.	KG	816.67	825.00	850.00	600.00	775.00	800.00
CHICKEN FARM BROILER (LIVE)	KG	185.00	181.00	210.00	170.00	177.50	211.00
FISH-RAHU MEDIUM SIZE	KG	265.00	270.00	400.00	370.00	350.00	250.00
MILK FRESH (UNBOILED)	LTR.	95.00	95.00	100.00	88.75	80.00	110.00
CURD	KG.	107.50	105.00	105.00	97.50	85.00	120.00
MILK TETRA PACK 1/2 LTR.	PKT.	65.00	60.00	65.00	65.00	65.00	67.50
LACTOGEN 400 GRAMS	PKT.	496.67	500.00	500.00	480.00	500.00	500.00
POWDER MILK NIDO 400GM.	PKT	396.67	390.00	410.00	410.25	400.00	400.00
MILK POWDER LOOSE/PACKED	KG.	443.33	430.00	550.00	546.25	450.00	425.00
BUTTER LOCAL PACKED	50 GM.	28.00	60.00	28.00	45.00	37.50	28.00
EGGS FARM	DOZ	86.67	95.00	74.00	105.00	107.50	80.00
MUSTARD OIL AV.QLTY.	KG.	233.33	230.00	280.00	180.00	172.50	220.00
COOKING OIL (DALDA)	2.5LTR	513.00	513.00	540.00	510.00	510.00	490.00
COOKING OIL (PAKWAN) OTHER BRAND SPECIFY	2.5 LTR	410.17	375.00	470.00	433.00	502.50	470.00
VEGETABLE GHEE TIN	2.5KG.	495.00	495.00	517.50	495.00	492.00	430.00
VEGETABLE GHEE (LOOSE)	KG.	175.00	175.00	180.00	170.00	175.00	170.00
DATES AV.QLTY.	KG.	190.00	180.00	200.00	195.00	250.00	200.00
PISTACHIO AV.QLTY.	50 GM.	88.33	95.00	150.00	90.00	110.00	70.00
ALMONDS WHOLE AV.QLTY.	KG.	770.83	725.00	800.00	700.00	550.00	700.00
COCONUT DRY AV.QLTY.	KG.	403.33	412.50	440.00	355.00	400.00	330.00
RAISINS AV.QLTY.	50 GM.	38.33	25.00	25.00	15.00	14.75	20.00
GROUNDNUTS (WITH SHELL)	KG.	200.00	200.00	230.00	187.50	200.00	180.00
MALTA/MOSAMBI	DOZ	163.33	160.00	180.00	200.00	82.50	130.00
KINNU	DOZ	135.00	120.00	120.00	155.00	85.00	150.00
APPLE	KG	138.33	155.00	150.00	150.00	140.00	140.00
ALOO BUKHARA	KG	0.00	0.00	0.00	0.00	0.00	0.00
POMEGRANATE (ANNAR)	KG	0.00	0.00	0.00	0.00	0.00	0.00
GRAPES	KG	0.00	0.00	0.00	0.00	0.00	0.00
BANANAS	DOZ	96.67	90.00	100.00	82.50	60.00	100.00
MANGO KALMI	KG	0.00	0.00	0.00	0.00	0.00	0.00
GUAVA	KG	106.67	100.00	100.00	100.00	62.50	100.00
WATERMELON (TURBOOZ)	KG	73.33	100.00	80.00	55.00	600.00	60.00
MUSKMELON (KHARBOOZA)	KG	86.67	80.00	80.00	60.00	50.00	80.00
SWEETMELON (GARMA)	KG	0.00	0.00	0.00	0.00	0.00	0.00
PULSE MASOOR (WHOLE)	KG.	93.33	95.00	115.00	115.00	116.25	95.00
PULSE MASOOR (WASHED)	KG.	93.33	100.00	115.00	115.00	120.00	110.00
PULSE MOONG (WASHED)	KG.	134.17	127.50	147.50	140.00	145.00	130.00
PULSE MASH (WASHED)	KG.	137.50	140.00	160.00	155.00	165.00	140.00

Contd.

### 7.11 Intercity Consumer Prices April, 2019

Description	Unit	Peshawar	Mardan	Abbott- abad	Bannu	D.I. Khan	Mingora
PULSE GRAM	KG.	128.33	125.00	135.00	110.00	120.00	120.00
GRAM WHOLE BLACK AV QLTY.	KG.	128.33	130.00	145.00	100.00	102.50	120.00
GRAM WHOLE YELLOW AV.QLTY	KG.	144.17	140.00	162.50	150.00	157.50	170.00
BEANS (LAL LOBIA)	KG.	131.67	130.00	172.00	135.00	122.50	120.00
POTATOES	KG	27.50	22.50	20.00	22.50	23.50	20.00
ONION	KG	48.33	45.00	50.00	40.00	23.50	50.00
TURNIP	KG	0.00	0.00	0.00	0.00	0.00	0.00
RADISH	KG	0.00	0.00	0.00	0.00	0.00	0.00
TOMATOES	KG	98.33	80.00	80.00	60.00	60.00	80.00
CABBAGE	KG	40.00	40.00	45.00	30.00	35.00	60.00
CAULIFLOWER	KG	38.33	35.00	50.00	40.00	31.00	50.00
BRINJAL	KG	0.00	0.00	0.00	0.00	0.00	0.00
PUMPKIN	KG	0.00	0.00	0.00	0.00	0.00	0.00
BOTTLEGOURD	KG	65.00	60.00	100.00	52.50	50.00	100.00
LADY FINGER	KG	0.00	0.00	0.00	0.00	0.00	0.00
PEAS	KG	76.67	65.00	70.00	65.00	75.00	90.00
SPINACH	KG	26.67	30.00	30.00	10.00	30.00	30.00
TINDA	KG	58.33	50.00	75.00	50.00	50.00	50.00
TURAI	KG	0.00	0.00	0.00	0.00	0.00	0.00
KARAILA	KG	0.00	0.00	0.00	0.00	0.00	0.00
ARVI	KG	0.00	0.00	0.00	0.00	0.00	0.00
CHILLIES GREEN	KG	130.00	125.00	155.00	75.00	215.00	200.00
CARROT	KG	56.67	45.00	40.00	45.00	32.50	50.00
COCUMBER (KHEERA)	KG	46.67	45.00	45.00	40.00	50.00	40.00
LEMON	250GM	36.67	30.00	50.00	30.00	27.50	50.00
SUGAR REFINED	KG.	66.33	66.00	66.00	65.00	60.00	68.00
GUR AV.QLTY	KG.	91.67	90.00	100.00	85.00	70.00	90.00
HONEY LANGANESE 500 GM.	BOTTLE	1093.33	940.00	1190.00	1080.00	850.00	500.00
MILO 200 GM.	BOTTLE	233.33	225.00	305.00	200.00	220.00	300.00
CUSTARD POWDER RAFHAN 300 GM.	PKT	85.00	85.00	80.00	85.00	85.00	80.00
TOFFEE (HILAL)	EACH	1.67	2.00	2.00	1.00	1.00	2.00
CHOWKELATE CANDY (SMALL SIZE)	EACH	5.00	5.00	5.00	5.00	5.00	5.00
SWEETMEAT (MIXED)	KG	303.33	300.00	350.00	190.00	247.50	280.00
ICE CREAM WALLS	CUP.	50.00	45.00	50.00	40.00	45.00	45.00
ICE	KG	10.00	10.00	10.00	12.00	10.00	25.00
JAM AHMED/MITCHELLES	BOTTLE	146.67	140.00	150.00	140.00	140.00	140.00
SQUASH-MITCHELLES	BOTTLE	185.00	185.00	185.00	165.00	165.00	165.00
ROOH AFZA	BOTTLE	193.33	190.00	190.00	200.00	205.00	190.00
JAM-E-SHIREEN	BOTTLE	206.67	200.00	210.00	210.00	220.00	200.00
SAUNF	50 GM	20.00	20.00	20.00	15.00	10.00	10.00
CINAMON LOOSE AV. QLTY	50 GM.	35.83	30.00	28.00	30.00	20.00	20.00
CUMINSEED WHITE NATIONAL	50 GM.	70.00	70.00	70.00	70.00	70.00	70.00
PEPPER BLACK NATIONAL	50 GM.	110.00	110.00	110.00	110.00	110.00	110.00
CLOVES LOOSE AV.QLTY	50 GM.	116.67	100.00	120.00	107.50	120.00	80.00
CARDAMOM LARGE LOOSE AV.QLTY	50 GM.	126.67	100.00	125.00	120.00	112.50	80.00
CARDAMOM SMALL AV.QLTY	50 GM.	211.67	220.00	200.00	90.00	72.50	190.00
SALT-POWDERED (LAHORI) LOOSE	KG.	15.00	15.00	10.00	12.00	17.50	15.00
SALT POWDERED (NATIONAL/SHAN)	PKT	30.00	30.00	30.00	30.00	30.00	30.00
CHILLIES POWD.NATIONAL 200GM	PKT	150.00	150.00	150.00	150.00	150.00	140.00
CHILLIES POWDER LOOS	KG.	351.67	350.00	400.00	380.00	255.00	280.00
CORRIANDER SEED POWD.NATIONAL	PKT	130.00	130.00	120.00	130.00	105.00	130.00
CORRIANDER SEED (LOOSE)	KG.	253.33	240.00	320.00	280.00	200.00	240.00
TURMERIC POWD.NATIONAL 50GM	PKT.	40.00	40.00	35.00	40.00	40.00	40.00
CURRY POWD. NATIONAL 200 GM	PKT.	87.00	87.00	87.00	87.00	87.00	87.00
TOMATO KETCHUP AHMED/MITCHL	BOTTLE	126.67	120.00	110.00	110.00	97.50	130.00
PICKLES AHMED/MITCHELLES	BOTTLE	131.67	130.00	145.00	100.00	110.00	130.00
VINEGAR SYNTHETIC (SIRKA)	BOTTLE	83.33	90.00	90.00	90.00	65.00	100.00
GARLIC	KG	206.67	230.00	220.00	200.00	145.00	180.00
GINGER	KG	211.67	200.00	180.00	240.00	210.00	200.00
TAPAL DANEDAR TEA 200GM PACKET	PKT	200.00	200.00	190.00	178.94	190.00	195.00
TEA LIPTON YELLOW LABEL 200GM.	PKT.	221.05	221.05	221.00	221.05	220.00	200.00

Contd.

### 7.11 Intercity Consumer Prices April, 2019

Description	Unit	Peshawar	Mardan	Abbott- abad	Bannu	D.I. Khan	Mingora
TEA LOOSE KENYA AV.QLTY 250GM.	PKT.	183.33	180.00	195.00	180.00	175.00	170.00
COFFEE-NESCAFE 75 GM. **	BOTTLE	380.00	390.00	400.00	300.00	350.00	360.00
COLD DRINK (STANDARD SIZ)	BOTTLE	28.33	30.00	25.00	25.00	25.00	25.00
FRUIT JUICE TETRA PACK	PKT.	15.00	15.00	30.00	17.50	20.00	30.00
MINERAL WATER NESTLE 1.5 LTR	BOTTLE	50.00	50.00	55.00	50.00	50.00	50.00
CIGARETTES K-2 10'S **	PKT	65.00	65.00	60.00	60.00	50.00	50.00
CIGARETTES CAPSTAN 10'S **	PKT	65.00	65.00	60.00	70.00	60.00	60.00
CIGARETTES GOLD LEAF 20'S	PKT	150.00	150.00	150.00	150.00	150.00	150.00
CIGARETTES MORVEN GOLD 20'S	PKT	65.00	65.00	60.00	70.00	60.00	60.00
BETEL LEAVES	50GM.	120.00	150.00	90.00	100.00	50.00	100.00
BETEL NUTS	KG.	2400.00	3000.00	4000.00	1300.00	1300.00	1200.00
LONG CLOTH 57" GUL AHMED/AL-KARAM	METER	358.33	387.50	330.00	422.50	227.50	278.00
SHIRTING AV.QLTY.	METER	321.00	300.00	250.00	180.00	150.00	242.00
PANT CLOTH W & WEAR AV.QLTY	METER	425.00	425.00	450.00	690.00	280.00	650.00
LAWN PRINTED GUL AHMED/AL-KARAM	METER	393.00	393.00	460.00	477.50	260.00	242.00
GEORGETTE AV.QLTY	METER	126.67	120.00	250.00	100.00	90.00	115.00
LINEN AV.QLTY ***	METER	150.00	170.00	150.00	148.75	80.00	150.00
HEAVY WT SUITING LAWERNCPUR AVG QLTY	METER	3100.00	3100.00	1850.00	980.00	1250.00	2250.00
HEAVY WT SUITING LAWERNCPUR SUP QLTY	METER	3400.00	3400.00	1850.00	1500.00	2200.00	2725.00
TROPICAL SUITING LAW.PUR	METER	1833.33	1850.00	1700.00	750.00	1387.50	1300.00
PANT BOY 24"/26" LENGTH.	EACH	468.33	425.00	700.00	750.00	370.00	450.00
SHIRT BOY 24"/26" LENGTH	EACH	396.67	405.00	675.00	400.00	320.00	425.00
SCHOOL UNI. PANT,SHIRT BOYS	SUIT	826.67	830.00	850.00	875.00	670.00	750.00
SCHOOL UNI. KAMEEZ,SHAL.BOYS	SUIT	766.67	625.00	790.00	740.00	450.00	475.00
SCHOOL UNI. KAMEEZ,SHAL.GIRL	SUIT	833.33	1000.00	1000.00	745.00	500.00	650.00
FROCK W/WEAR GIRLS	EACH	1175.00	1150.00	1500.00	1500.00	750.00	3250.00
AWAMI-SUIT W & W(BOY) 24"/26	SUIT	1083.33	950.00	1350.00	1025.00	600.00	615.00
AWAMI-SUIT W&W (GENTS)AV.QLTY	SUIT	1850.00	1550.00	2200.00	2000.00	925.00	1300.00
PULLOVER GENTS OXFORD/BON.	EACH	4062.50	3990.00	3990.00	4070.00	2400.00	3500.00
PULLOVER LADIES OXFORD/BON.	EACH	3190.00	2800.00	3100.00	3400.00	2400.00	3500.00
PULLOVER (GENTS) OTHERS A.QTY	EACH	1250.00	1300.00	2145.00	1550.00	825.00	1925.00
SECOND-HAND COAT FOR MEN	EACH	708.33	650.00	800.00	500.00	300.00	650.00
SECONDHAND SWEETER FOR MEN DUP QLTY	EACH	900.00	850.00	500.00	450.00	275.00	550.00
SECONDHAND WINTER JACKET	EACH	891.67	1100.00	800.00	275.00	262.50	875.00
UNDERWEAR AV.QLTY MEDIUM SIZE	EACH	120.00	110.00	250.00	110.00	80.00	130.00
VEST FOR MEN AV.QLTY.	EACH	138.33	110.00	250.00	102.50	70.00	110.00
VEST/SHAMEEZ (WOMEN) AVG. QLTY	EACH	148.33	140.00	200.00	147.50	125.00	400.00
SOCKS NYLON (PAKISTANI)	PAIR	76.67	85.00	100.00	67.50	55.00	60.00
BRASSIER AV.QLTY.	EACH	135.00	150.00	150.00	200.00	100.00	120.00
BRASSIER SUP QLTY	EACH	258.33	265.00	400.00	275.00	155.00	250.00
DOPATTA GEORGETTE AV.QLTY.	EACH	250.00	262.50	400.00	260.00	250.00	350.00
DOPATTA COTTON AV GLTY	EACH	213.33	190.00	300.00	275.00	230.00	255.00
CHADDAR (W/WEAR) (2x2.5 MTR)	EACH	1033.33	950.00	600.00	477.50	337.50	800.00
LUNGI/DHOTI(COTTON) AVG. QLTY	EACH	300.00	325.00	350.00	550.00	230.00	210.00
HANDKERCHIEF AVG. QLTY PAK	EACH	30.00	30.00	50.00	20.00	45.00	35.00
HANDKERCHIEF SUP. QLTY PAK	EACH	51.67	50.00	100.00	46.25	55.00	60.00
GLOVES AV QLTY	PAIR	125.00	110.00	150.00	65.00	60.00	50.00
AZARBAND COTTON AVG. QLTY	EACH	30.00	30.00	20.00	20.00	11.00	22.50
SEWING THREAD/REEL(ASLI PARI)	EACH	8.67	8.00	8.00	5.00	5.00	8.00
WASHING CHARGES PAINT & SHIRT	SUIT	221.67	110.00	60.00	100.00	80.00	100.00
DRY CLEANING SUIT COAT PANT	SUIT	533.33	350.00	537.50	250.00	180.00	450.00
WASHING CH. (KAMIZ-SHALWAR)	PAIR	95.00	90.00	85.00	90.00	40.00	70.00
TAILORING SHIRT	EACH	583.33	525.00	600.00	450.00	350.00	500.00
TAILORING CHARGES PANT (MEN)	EACH	1600.00	900.00	1200.00	1200.00	600.00	1225.00
TAILORING COAT-PANT SUIT	SUIT	6608.33	7000.00	6000.00	4500.00	3125.00	6250.00
TAILORING AWAMI-SUIT (MALE)	SUIT	791.67	700.00	740.00	575.00	575.00	650.00
TAILORING SUIT FEMALE	SUIT	566.67	550.00	550.00	475.00	475.00	650.00
GENTS SHOES PAUL BATA	PAIR	1199.00	1199.00	1199.00	1199.00	1199.00	1199.00
GENTS SANDAL BATA	PAIR	699.00	699.00	699.00	699.00	699.00	699.00
GENTS SPOUNG CHAPPAL BATA	PAIR	199.00	199.00	199.00	199.00	199.00	199.00
LADIES SANDAL BATA	PAIR	599.00	599.00	599.00	599.00	599.00	599.00

Contd.

### 7.11 Intercity Consumer Prices April, 2019

Description	Unit	Peshawar	Mardan	Abbott- abad	Bannu	D.I. Khan	Mingora
LADIES SPOUNG CHAPPAL BATA	PAIR	199.00	199.00	199.00	199.00	199.00	199.00
CHILD SHOE POWER LITE BATA	PAIR	699.00	699.00	699.00	699.00	699.00	699.00
GENTS SHOE, ART 1109 SERVICE	PAIR	999.00	999.00	999.00	999.00	999.00	999.00
NYLON JOGGER 27 SIZE 2-5 ***	PAIR	1399.00	1399.00	1399.00	1399.00	1399.00	1399.00
CHINA FOOT WEAR AV. QLTY (MALE) *	PAIR	1050.00	1000.00	1200.00	975.00	750.00	1350.00
CHINA FOOT WEAR AV. QLTY (FEMALE) *	PAIR	883.33	875.00	900.00	875.00	475.00	512.50
CHINA FOOT WEAR AV. QLTY (CHILDREN) *	PAIR	625.00	575.00	1200.00	500.00	325.00	550.00
SHOE REPAIR HALF SOLE	PAIR	136.67	120.00	150.00	95.00	95.00	210.00
SHOES POLISH CHARGES AVERAGE SHOP	PAIR	20.00	20.00	20.00	20.00	20.00	20.00
HOUSE RENT (combined)	MONTH	9462.00	4800.00	8951.00	5000.00	8836.00	4800.00
rent 2	pm	9462.00	4800.00	8951.00	5000.00	8836.00	4800.00
RENT3	PM	9462.00	4800.00	8951.00	5000.00	8836.00	4800.00
RENT4	PM	9462.00	4800.00	8951.00	5000.00	8836.00	4800.00
RENT5	PM	9462.00	4800.00	8951.00	5000.00	8836.00	4800.00
RENT6	PM	9462.00	4800.00	8951.00	5000.00	8836.00	4800.00
SYNTHETIC ENEMAL ROBIALAC BALTI 3.64 LTR.	EACH	2400.00	2300.00	2265.00	2254.00	2050.00	2250.00
SYNTHETIC ENEMAL ICI BALTI 3.64 LTR.	EACH	2416.67	2450.00	2500.00	2450.00	1989.00	2200.00
CEMENT (LOCAL) SPECIFY BRAND NAME	BAG	585.00	560.00	580.00	597.50	600.00	560.00
BRICKS (NEW) IST CLASS	P/1000	9916.67	8500.00	13000.00	7200.00	5875.00	10500.00
CEMENT BLOCKS (6"x8"x12")	P/100	3000.00	3300.00	3500.00	2500.00	2650.00	3400.00
BAJREE	100CFT	3916.67	3500.00	4800.00	1800.00	2700.00	2700.00
SAND (BLACK PIT SAND)	K100CFT	2716.67	2200.00	4000.00	1475.00	1350.00	3100.00
TIMBER SHESHAM LOG IST QUALITY	cubmt.	70610.00	60072.00	0.00	36000.00	32700.00	0.00
IRON BAR (M.S. BAR) 1/2"	P/TON	96750.00	95000.00	96500.00	97000.00	95000.00	97000.00
CARPANTER WAGE RATE	P/DAY	1000.00	1000.00	1200.00	1000.00	950.00	1200.00
MASON (RAJ) WAGE RATE	P/DAY	1200.00	1200.00	1200.00	1400.00	950.00	1300.00
UNSKILLED LABOUR WAGE RATE	P/DAY	600.00	600.00	800.00	600.00	500.00	700.00
PLUMBER WAGE RSTE	P/DAY	1200.00	1350.00	1500.00	900.00	1000.00	1000.00
ELECTICIAN WAGE RATE PER DAY **	P/DAY	1000.00	1000.00	1000.00	700.00	950.00	1200.00
ELECTICIAN WAGE RATE PER POINT **	P/PNT	100.00	150.00	250.00	100.00	70.00	275.00
WATER CHARGES PER HOUSE	P/MONTH	350.00	150.00	175.00	200.00	100.00	150.00
ELECT.CHARGES UPTO 50 UNITS	P/UNIT	2.00	2.00	2.00	2.00	2.00	2.00
ELECT.CHARGES 01 - 100 UNIT	P/UNIT	6.22	6.22	6.22	6.22	6.22	6.22
ELECT.CHARGES 101 - 300 UNIT	P/UNIT	9.59	9.59	9.59	9.59	9.59	9.59
ELECT.CHARGES 301 - 1000 UNIT	P/UNIT	18.03	18.03	18.03	18.03	18.03	18.03
ELECT.CHARGES ABOVE 1000 UNIT	P/UNIT	21.13	21.13	21.13	21.13	21.13	21.13
ELEC	PM	11.39	11.39	11.39	11.39	11.39	11.39
GAS CHRg upto 3.3719 MMBUT	MMBTU	145.08	145.08	145.08	145.08	0.00	145.08
GAS CHRg 3.3719 - 6.7438 MMBUT	MMBTU	308.88	308.88	308.88	308.88	0.00	308.88
GAS CHRg 6.7438 - 10.1157 MMBUT	MMBTU	321.75	321.75	321.75	321.75	0.00	321.75
GAS CHRg10.1157 - 13.4876 MMBUT	MMBTU	1310.40	1310.40	1310.40	1310.40	0.00	1310.40
GAS	PM	1708.20	1708.20	1708.20	1708.20	0.00	1708.20
GAS	PM	758.86	758.86	758.86	758.86	0.00	758.86
KEROSENE OIL	LTR	129.17	120.00	110.00	112.25	92.50	120.00
FIREWOOD WHOLE	40 KG.	729.17	525.00	500.00	500.00	350.00	500.00
CHAIR SHESHAM WOOD WITH ARMS **	EACH	2366.67	1800.00	3000.00	1150.00	2600.00	1450.00
CHAIR PLASTIC (CHAIRMAN) AVERAGE QUALITY	EACH	1483.33	1200.00	1000.00	675.00	800.00	850.00
TABLE SHESHAM WOOD (4X2X5") ***	EACH	6666.67	6000.00	8000.00	6925.00	5000.00	7000.00
SOFASET WOODEN WITH FOAM SEAT **	SET	25500.00	18000.00	18000.00	16500.00	20000.00	21000.00
COT IRON (WITH NIWAR)AV.QLTY.	EACH	2233.33	2200.00	2500.00	2375.00	2400.00	2300.00
ALMIRAH (STEEL) 6'X3' 20 GUAGE	EACH	9375.00	9500.00	15000.00	10825.00	9650.00	9000.00
DINNING TABLE 6 CHAIRS A.QLTY	SET	29166.67	27500.00	40000.00	13250.00	18500.00	23000.00
SINGLE BED WITHOUT FOAM MED.	EACH	8250.00	6500.00	9000.00	4400.00	5850.00	6000.00
MATRESS SINGLE(4"THICK)	EACH	5833.33	5300.00	6600.00	6000.00	3350.00	5000.00
FARSHI DARI 12'X9' AV.QLTY	EACH	1391.67	1300.00	2100.00	1450.00	1100.00	1525.00
DARI COTTON (6'x2 1/2') AV.QL	EACH	316.67	300.00	300.00	500.00	400.00	525.00
CARPET PLAIN AV. QLTY	SQFT.	43.33	50.00	65.00	45.00	35.00	47.50
QUILT (LIHAF) 3 KG. COTTON	EACH	1066.67	1100.00	1250.00	1075.00	600.00	650.00
BLANKET (90" x 54")	EACH	3666.67	3550.00	5500.00	4500.00	3800.00	2500.00
BEDSHEET SINGLE BED SUP.QLTY	EACH	1033.33	800.00	900.00	700.00	550.00	700.00
BED SHEET DOUBLE WITH TWO PILLOW COVERS SUP QLTY	SET	1650.00	1600.00	2500.00	1475.00	1075.00	2000.00

Contd.



### 7.11 Intercity Consumer Prices April, 2019

Description	Unit	Peshawar	Mardan	Abbott- abad	Bannu	D.I. Khan	Mingora
TOWEL(3'x2') AV. QALTY	EACH	358.33	225.00	550.00	312.50	275.00	275.00
CEILING FAN 48" SUPER QLTY **	EACH	3383.33	3400.00	3500.00	3600.00	3500.00	3800.00
PEDESTAL FAN 22" SUPER QLTY	EACH	5283.33	4250.00	5500.00	5000.00	4730.00	3550.00
REFG. DAWLENCE 10 CFT. D.DOOR	EACH	31933.33	34600.00	43150.00	37000.00	36900.00	36000.00
D-FREEZER WAVES 8 CFT.	EACH	35666.67	32500.00	39000.00	40000.00	29000.00	32000.00
AIRCONDITIONER 1.5 TON PEL	EACH	40000.00	41000.00	39500.00	46000.00	44000.00	44000.00
SPLIT AIR CONDITIONER 1.5 TON (SPECIFY BRAND NAME)	EACH	45466.67	44000.00	58000.00	52000.00	41250.00	48000.00
AIRCOOLER SUPER ASIA	EACH	17416.67	17700.00	14750.00	18000.00	14900.00	11000.00
WASHING MACHINE SINGER	EACH	17546.67	18500.00	16800.00	18000.00	12000.00	10800.00
SEWING MACHINE(SINGER)	EACH	8858.67	8850.00	9000.00	8300.00	7200.00	7700.00
GIZER LARGE SIZE 30 GALLON CAPACITY SUP QLTY	EACH	25900.00	26000.00	20500.00	17500.00	17537.50	16500.00
GAS BURNER DOUBLE SPFY.BRAND	EACH	3533.33	3000.00	5500.00	3050.00	2500.00	1412.50
ELECT. IRON PHILIPS MDL.1120	EACH	3800.00	3800.00	4250.00	2000.00	2100.00	2000.00
ELECTRIC JUICER FOR APPLE	EACH	4766.67	4350.00	6000.00	4850.00	3625.00	1700.00
S.STEEL DEGCHI MEDIUM SIZE ***	EACH	825.00	850.00	975.00	610.00	600.00	600.00
ALUMINIUM COOKING PAN (DEGCHI ) MED SIZE	EACH	726.67	700.00	1125.00	600.00	425.00	750.00
NON STICK COOKING PAN (DEGCHI ) SUP. QLTY	EACH	2066.67	1250.00	1500.00	590.00	535.00	800.00
FRYING PAN STEEL AVG. QLTY MED. SIZE	EACH	500.00	400.00	525.00	500.00	352.50	550.00
TAWA IORN (MEDIUM SIZE) AVG. QLTY	EACH	425.00	375.00	550.00	600.00	355.00	325.00
S.STEEL PLATE A.QLTY.(M.SIZE)	EACH	83.33	70.00	90.00	70.00	55.00	75.00
TABLE SPOON S.STEEL SUP.QLTY.	DOZEN	616.67	425.00	600.00	545.00	300.00	550.00
WATER SET JUG+6 GLASSES (OMROC)	SET	566.67	450.00	850.00	575.00	512.50	550.00
TEA SET PAK. CHINAWARE 21 PCS.	SET	3016.67	2400.00	3500.00	1625.00	2500.00	2650.00
DINNER SET PLASTIC 72 PIECES SUPERIOR QLTY	SET	10250.00	9500.00	6500.00	4600.00	4500.00	6000.00
HOTPOT SET PLASTIC 3 PCS.	SET	1466.67	1250.00	2500.00	1590.00	1200.00	1725.00
BUCKET(BALTI) PLASTIC MED.SIZ	EACH	366.67	325.00	550.00	465.00	350.00	355.00
LOTA PLASTIC (MED SIZE) AVERAGE QUALITY	EACH	61.67	50.00	100.00	40.00	50.00	65.00
PRESURE COOKER 4 LTR.	EACH	1600.00	1200.00	2850.00	1500.00	1450.00	1800.00
WATER COOLER 9/10 LTR.PLASTIC ***	EACH	566.67	550.00	850.00	550.00	650.00	550.00
THERMOS STARVAC 1 LTR	EACH	633.33	500.00	550.00	625.00	700.00	850.00
BULB PHILIPS 100-WATTS	EACH	40.00	40.00	45.00	35.00	35.00	40.00
TUBE LIGHT PHILIPS 40 WATTS	EACH	100.00	100.00	170.00	95.00	125.00	100.00
ELECTRIC BLUBS "0" WATTE LOCAL	EACH	20.00	20.00	30.00	20.00	22.50	20.00
ELECTRIC BLUB ENERGY SAVER 14 WATTS	EACH	190.00	180.00	190.00	170.00	220.00	200.00
WASHING SOAP 250 GMS SPECIFY BRAND NAME	EACH	45.00	45.00	45.00	41.25	40.00	35.00
SURF EXCEL 400 GMS POLY BAG	EACH	148.33	150.00	150.00	145.00	148.00	140.00
WASHING POWDER 1000 GRM	EACH	199.00	190.00	200.00	180.00	180.00	190.00
WASHING POWDER (WHEEL/ BONUS) 100 GRAMS	EACH	95.00	95.00	95.00	95.00	110.00	90.00
CLEANSER POWDER VIM 1000 GM	PKT.	80.00	80.00	80.00	80.00	72.50	100.00
FINIS 500 ML	BOTTLE	220.00	190.00	237.00	140.00	170.00	110.00
PHNYLE TYPHONE/FINIS/CARRANITE 3 LITRES	BOTTLE	186.67	180.00	190.00	137.50	125.00	150.00
HARPIC	BOTTLE	195.00	190.00	190.00	190.00	177.50	190.00
BOOT POLISH CHERRY/KIWI 50ML	EACH	140.00	140.00	135.00	115.00	140.00	130.00
ROBIN BLUE (35 GRAMS)	PKT.	65.00	65.00	45.00	35.00	30.00	65.00
TISSU PAPER PERFUMED 100 PCS.	PKT	116.67	120.00	135.00	110.00	135.00	115.00
TOILET PAPER ROLL (R.PETEL)	P/ROLL	50.00	50.00	55.00	37.50	47.50	40.00
BOOT POLISH LIQUID CHEERY BLOSSOM KIWI 75 ML	BOTTLE	160.00	160.00	170.00	150.00	160.00	160.00
MATCH BOX SMALL	EACH	2.00	2.00	3.00	3.00	2.00	1.00
DRY CELL 1.5 VOLT(LOCAL)	EACH	38.33	30.00	20.00	25.00	20.00	20.00
HAND STITCHING NEEDLE M.SIZE	PACKET	5.83	6.00	10.00	6.00	6.00	5.00
SEWING MACHINE NEEDLE (SINGER)	EACH	5.83	6.00	7.50	5.00	5.00	5.00
HOUSEHOLD SERVANT FEMALE P/T	P/MNTH	2500.00	1750.00	3000.00	1650.00	2750.00	3500.00
MARRIAGE HALL WITH FURNITURE	P/HEAD	216.67	225.00	150.00	90.00	100.00	90.00
SEPTRAN TABLETS	10TAB.	20.07	20.10	16.00	20.00	20.00	20.00
BRUFEN TABS 200-MG.	10TAB.	13.00	13.00	10.00	15.00	11.00	20.00
PANADOL TAB. EXTRA/PLAIN	10TAB.	14.00	15.00	13.00	15.00	15.00	15.00
DISPRIN TAB.	10TAB.	13.33	13.50	13.00	15.00	13.00	15.00
TRISIL TAB.	10 TAB	11.33	12.00	11.00	15.00	12.00	10.00
FLAGYL TAB. 200 MG.	10TAB.	18.67	16.00	20.00	16.00	14.00	20.00
VENTOLIN TAB. 2MG.	10TAB.	10.00	10.00	10.00	10.00	10.00	15.00
DAONIL TAB. 5 MG.	10TAB.	19.67	21.00	21.00	17.00	16.80	22.00

Contd.

**7.11 Intercity Consumer Prices  
April, 2019**

Description	Unit	Peshawar	Mardan	Abbott- abad	Bannu	D.I. Khan	Mingora
ENTOX TAB.	10TAB.	15.00	15.00	16.00	20.00	15.00	15.00
RENITEC TAB. 5 MG.	10TAB.	58.50	60.00	61.00	59.00	58.00	65.00
CAC. 1000 TAB	BOTTLE	153.00	153.00	154.00	133.00	133.00	128.60
AMOXIL CAPSOLE 250 MG.S	10CAP.	36.00	36.00	37.00	36.00	36.00	36.00
CALCIUM SYRUP SANDOZ	BOTTLE	64.00	64.00	64.00	64.00	64.00	64.00
LEDERPLEX SYRUP	BOTTLE	52.75	52.75	53.00	54.00	52.74	53.00
SANCOS SYRUP (50 ML.)	BOTTLE	56.71	30.00	30.00	56.71	55.00	55.00
PHENERGAN SYRUP 120 ML.	BOTTLE	35.67	36.00	37.00	34.00	34.00	35.00
CALPOL SYRUP 60 ML.	BOTTLE	51.00	51.00	0.00	51.21	53.00	49.00
HYDRYLLIN SYRUP 120 ML.	BOTTLE	69.00	69.00	69.00	69.00	69.00	69.00
POLYFAX EYE OINTMENT	TUBE	22.50	22.50	23.00	23.00	21.75	21.00
BETNESOL EYE DROPS	BOTTLE	33.39	33.39	35.00	34.00	33.89	34.00
EAR DROPS (CARDISPORINE) ***	BOTTLE	25.00	25.00	21.00	25.00	21.00	21.00
BETNOVATE-N OINTMENT 5 GMS	TUBE	56.50	55.00	16.00	16.00	33.00	57.00
BURNOL CREAM 30 GRM	TUBE	55.42	55.42	55.42	55.42	55.42	55.00
VICKS VAPORUB/BALM	BOTTLE	36.00	36.00	36.00	36.00	36.00	36.00
GLYCRINE SMALL BOTTLE	BOTTLE	30.00	30.00	40.00	40.00	18.00	30.00
JOUHAR JOSHANDA	PKT.	10.00	10.00	10.00	10.00	8.00	10.00
GALXOS-D (450 GRMS)	PKT.	157.50	157.50	157.50	140.00	142.50	145.00
GRIPE-WATER WOODWARDS	BOTTLE	60.00	60.00	60.00	60.00	60.00	60.00
SANIPLAST ONE PUTTY	EACH	2.00	2.00	2.00	2.00	1.50	2.00
O.R.S. (NIMCOL)	PKT.	18.00	18.00	18.00	17.00	15.00	15.00
DETTOL (MEDIUM)	BOTTLE	150.00	150.00	150.00	85.00	85.00	110.00
COTTON BANDAGE 2" - 4"	EACH	9.00	9.00	15.00	10.00	9.00	10.00
THERMOMETER CHINA	EACH	45.67	40.00	90.00	42.50	50.00	50.00
DOCTOR (MBBS) CLINIC FEE	P/PAT.	266.67	300.00	400.00	150.00	300.00	300.00
URINE TEST (DR) CHARGES	P/TEST	100.00	100.00	100.00	100.00	100.00	212.50
BLOOD TEST (CP) CHARGES	P/TEST	266.67	300.00	300.00	180.00	200.00	250.00
SUGAR TEST (RANDOM/FASTING BOTH) CHARGES	P/TEST	266.67	200.00	160.00	140.00	140.00	200.00
ECG CHARGES	P/TEST	183.33	200.00	300.00	250.00	300.00	200.00
X-RAY (CHEST) CHARGES	P/X-RAY	316.67	300.00	400.00	200.00	300.00	200.00
CAR SUZUKI 800 CC (W/O. A/C)	EACH	867500.00	867500.00	817750.00	0.00	817750.00	0.00
CAR SUZUKI 1000 CC	EACH	1455000.00	1455000.00	1475000.00	0.00	1405000.00	0.00
CAR TOYOTA 1300 CC	EACH	2104000.00	2104000.00	2356000.00	0.00	2150000.00	0.00
CAR HONDA CIVIC	EACH	3072000.00	3072000.00	3190000.00	0.00	0.00	0.00
MOTORCYCLE HONDA CD-70.	EACH	70500.00	70500.00	70500.00	69500.00	69400.00	69500.00
MOTORCYCLE YAMAHA 100CC.	EACH	80000.00	80000.00	79300.00	79000.00	79300.00	0.00
MOTOR CYCLE HERO 70 CC	EACH	45000.00	43000.00	46000.00	44000.00	45000.00	45500.00
BICYCLE WITH TYRES & TUBES	EACH	9500.00	9500.00	10200.00	9500.00	6825.00	6500.00
TYRE CAR WITH TUBE GENERAL	EACH	3783.33	4000.00	3000.00	4900.00	3650.00	3250.00
TYRE MOTOR CYCLE WITHOUT TUBE	EACH	1516.67	1600.00	1625.00	1175.00	1350.00	1500.00
TYRE CYCLE SPECIFY BRAND NAME	EACH	385.00	500.00	550.00	540.00	325.00	500.00
TYRE CAR W/O TUBE	EACH	3500.00	3550.00	2875.00	4600.00	3600.00	3350.00
PETROL SUPER	LITRE	98.89	98.89	98.89	98.89	98.89	98.89
HIGH SPEED DIESEL HSD	LITRE	117.43	117.43	117.43	117.43	117.43	117.43
CNG	K.G.	117.90	117.90	117.90	116.90	0.00	114.09
GAS CYLINDER STAND. SIZE	EACH	1210.00	1210.00	1500.00	1250.00	1300.00	1340.00
MOTOR CYCLE SERVICE CHARGES	EACH	300.00	300.00	300.00	350.00	300.00	375.00
CAR SERVICE CHARGES	EACH	300.00	300.00	400.00	400.00	400.00	300.00
TYRE PUNCTURE CHARGES	EACH	62.50	50.00	75.00	100.00	50.00	55.00
CYCLE OVERHAULING CHARGES	EACH	350.00	300.00	400.00	600.00	300.00	300.00
CAR TAX FOR 800CC TO 1300CC	YEARLY	1075.00	1075.00	1075.00	1075.00	1075.00	1075.00
TRAIN FARE ECO. 1-100 KM.	P/KM.	2.05	0.00	2.05	2.05	0.00	0.00
TRAIN FARE ECO. 101-500 KM.	P/KM.	1.36	0.00	1.36	1.36	0.00	0.00
TRAIN FARE ECO. > 500 KM.	P/KM.	0.98	0.00	0.98	0.98	0.00	0.00
TRAIN FARE IST SLP. 1-100KM	P/KM.	3.00	0.00	3.00	3.00	0.00	0.00
TRAIN FARE IST SLP.101-500 KM	P/KM.	2.45	0.00	2.45	2.45	0.00	0.00
TRAIN FARE IST SLP. > 500 KM	P/KM.	1.57	0.00	1.57	1.57	0.00	0.00
TRAIN FARE A/C SLP. 1-100KM.	P/KM.	6.20	0.00	6.20	6.20	0.00	0.00
TRAIN FARE A/C SLP.101-500KM	P/KM.	5.54	0.00	5.54	5.54	0.00	0.00
TRAIN FARE A/C SLP > 500KM.	P/KM.	4.10	0.00	4.10	4.10	0.00	0.00

Contd.

### 7.11 Intercity Consumer Prices April, 2019

Description	Unit	Peshawar	Mardan	Abbott- abad	Bannu	D.I. Khan	Mingora
PLATEFORM TICKET	EACH	10.00	0.00	10.00	10.00	0.00	0.00
AUTO RICKSHAW FARES	KM/MIN	60.00	60.00	50.00	50.00	50.00	50.00
FULL TONGA CHARGES	KM/MIN	60.00	60.00	60.00	50.00	0.00	0.00
TAXI 4 SEATER FARE	KM/MIN	120.00	120.00	200.00	40.00	150.00	75.00
BUS FARE MIN (WITHIN CITY)	TICKET	10.00	10.00	15.00	11.00	0.00	0.00
BUS FARE MAX (WITHIN CIT	TICKET	25.67	30.00	15.00	20.00	0.00	0.00
BUS FARE OUTSIDE CITY	P/KM.	1.33	1.40	1.52	1.33	1.00	0.98
A/C BUS FARE OUTSIDE CITY	P/KM.	1.61	1.37	2.17	1.66	1.50	1.75
MINIBUS FARE MIN.WITH IN CITY	TICKET	10.00	0.00	0.00	0.00	0.00	0.00
MINIBUS FARE MAX.WITH IN CITY	TICKET	40.00	0.00	10.00	0.00	0.00	10.00
SUZUKI FARE MIN.WITH IN CITY	TICKET	10.00	10.00	15.00	0.00	10.00	10.00
SUZUKI FARE MAXIMUM W.IN CITY	TICKET	30.00	20.00	15.00	0.00	15.00	10.00
AIR FARE ECONOMY CLASS.	P/KM.	14.56	0.00	0.00	0.00	0.00	0.00
POSTAL ENVELOPE DOMESTIC	EACH	8.00	8.00	8.00	8.00	8.00	8.00
ENVELOPE FOR SAUDI ARABIA	EACH	50.00	58.00	50.00	50.00	50.00	50.00
POSTAL REGISTRATION CHARGES	EACH	38.00	38.00	38.00	38.00	28.00	38.00
U.M.S. REG CHARGES MIN.	EACH	58.67	58.00	59.00	59.00	60.00	59.00
T.C.S. CH. MIN.WITH IN ZONE	EACH	200.00	200.00	200.00	200.00	200.00	200.00
TELEPHONE CHARGES LOCAL CALL	P/CALL	4.65	4.65	4.65	4.65	4.65	4.65
TEL CHARGES OUT SIDE CITY	P/CALL	4.65	4.65	4.65	4.65	4.65	4.65
INTERNET CHARGES	P/HOUR	40.00	30.00	50.00	50.00	42.50	40.00
MOBILE CELL CHARGES	P/UNIT	2.88	2.88	4.00	2.88	2.50	2.50
FAX CHARGES (LOCAL)	P/PAGE	20.00	30.00	30.00	15.00	15.00	10.00
TELEPHONE SET AV. QLTY	EACH	1200.00	1250.00	2000.00	1150.00	2250.00	1000.00
MOBILE SET NOKIA/SONY/ERICSON/SAMSUNG WITHOUT CAMERA	EACH	3233.33	3300.00	3150.00	3000.00	2250.00	2500.00
T.V. 20" COLORED WEGA H-A21.	EACH	29000.00	21000.00	20000.00	24000.00	20000.00	31000.00
T.V 20" COLOR CHINA/KORIA)	EACH	9333.33	15000.00	8000.00	11500.00	9550.00	10000.00
V.C.P. PANASONIC/LG/NAT	EACH	4000.00	0.00	6500.00	6750.00	5000.00	0.00
DVD/VCD PLAYER PANASONIC/LG	EACH	3066.67	4000.00	6800.00	1950.00	5500.00	1850.00
RADIO WITH C.PLAYER NATIONAL	EACH	2650.00	2650.00	2500.00	2600.00	1900.00	1450.00
PERSONNEL COMPUTER (BRANDED)	EACH	55000.00	48800.00	43000.00	50000.00	41500.00	34500.00
VID. CASSETTE BLK. TDK/SONY	EACH	100.00	100.00	55.00	110.00	100.00	125.00
COM. C.D. (TDK/IMATION)	EACH	40.00	40.00	55.00	65.00	50.00	20.00
TAPE RECORDER CASSETTE BLANK	EACH	30.00	30.00	60.00	25.00	42.50	70.00
VIDEO GAME SEGA 16 BYTE	EACH	1250.00	1250.00	1800.00	1500.00	1475.00	0.00
CINEMA A/C. HIGH CLASS	TICKET	100.00	100.00	0.00	0.00	0.00	0.00
CINEMA NON-A/C HIGH CLASS	TICKET	100.00	100.00	30.00	40.00	50.00	200.00
CABLE CHARGES	P/MONTH	200.00	300.00	300.00	300.00	300.00	300.00
TV.LICENCE FEE DOMESTIC	YEARLY	420.00	420.00	420.00	420.00	420.00	420.00
ENGLISH BOOK CLASS V1	EACH	77.67	75.00	83.00	75.00	75.00	75.00
ENGLISH BOOK CLASS IX OR X	EACH	67.67	68.00	68.00	62.00	68.00	69.00
ENG. BOOK IST.YR COMPLETE SET	EACH	82.00	76.00	94.00	76.00	76.00	94.00
ENGLISH BOOK BA/B.SC	EACH	105.00	105.00	105.00	105.00	105.00	105.00
URDU BOOK CLASS V (T.B.BORD)	EACH	76.00	76.00	76.00	76.00	76.00	76.00
URDU BOOK CLASS IX/X(T.B.B)	EACH	61.33	58.50	69.00	62.00	62.00	67.00
URDU BOOK IST.YEAR/INTER	EACH	81.00	81.00	99.00	81.00	81.00	100.00
URDU BOOK BA/B.SC	EACH	240.00	270.00	160.00	160.00	240.00	160.00
MATHS BOOK CALSS V (T.B.B)	EACH	105.00	105.00	101.00	99.00	105.00	101.00
MATHS BOOK CLASS IX OR X	EACH	113.50	112.00	136.00	115.00	112.00	112.00
MATHS BOOK IST.YEAR (T.B.B)	EACH	212.00	212.00	212.00	212.00	212.00	215.00
PAKISTAN STUDIES BOOK BA/B.SC	EACH	125.00	125.50	125.00	125.00	125.00	125.00
DAILY "DAWN"	P/COPY	25.00	25.00	25.00	25.00	25.00	25.00
DAILY "JANG"	P/COPY	20.00	20.00	20.00	20.00	20.00	20.00
DAILY "NAWA-E-WAQT"	P/COPY	20.00	20.00	20.00	20.00	20.00	20.00
WEEKLY "AKHBAR-E-JAHAN"	P/COPY	70.00	70.00	70.00	70.00	70.00	70.00
WEEKLY "MAG"	P/COPY	50.00	50.00	50.00	50.00	50.00	50.00
MONTHLY "NAUNEHAL DIGEST"	P/COPY	35.00	35.00	35.00	35.00	35.00	35.00
PAPER FOOLSCAPE (27"x17")	QUIRE	26.67	20.00	30.00	50.00	47.50	30.00
EXERCISE.BOOK LINED 80/100 PGS	EACH	77.50	60.00	70.00	90.00	45.00	65.00
PENCILGOLDFISH/DEER	EACH	10.00	7.00	7.00	8.00	7.00	10.00
PEN INK DOLLOR 57 ML BOTTLE	EACH	26.67	20.00	25.00	25.00	20.00	20.00

Contd.

### 7.11 Intercity Consumer Prices April, 2019

Description	Unit	Peshawar	Mardan	Abbott- abad	Bannu	D.I. Khan	Mingora
PHOTOSTATE PAPER 70 GM	PRT	460.00	480.00	470.00	350.00	355.00	450.00
BALL PEN (local)	EACH	6.33	10.00	8.50	10.00	5.00	10.00
FOUNTAIN PEN HERO/WINGS/CHINA	EACH	40.00	50.00	50.00	50.00	40.00	50.00
PRIVATE SCHOOL FEE ENGLISH MEDIUM AVERAGE STANDARD (CLASS I)	P/MONTH	2566.67	2200.00	3200.00	575.00	650.00	1000.00
PRIVATE SCHOOL FEE ENGLISH MEDIUM AVERAGE STANDARD (CLASS V)	P/MONTH	2700.00	2600.00	3600.00	775.00	850.00	1500.00
PRIVATE SCHOOL FEE ENGLISH MEDIUM AVERAGE STANDARD (CLASS VI)	P/MONTH	2716.67	2600.00	3700.00	825.00	1000.00	2500.00
PRIVATE SCHOOL FEE ENGLISH MEDIUM AVERAGE STANDARD (CLASS X)	P/MONTH	2716.67	3000.00	4100.00	1050.00	1800.00	3000.00
PRIVATE MEDICLE COLLEGE FEE MBBS (1ST YEAR)	P/MONTH	53500.00	0.00	66666.00	0.00	0.00	0.00
PRIVATE ENGINEERING COLLEGE FEE (ISTR YEAR)	P/MONTH	15000.00	15000.00	0.00	0.00	0.00	0.00
GOVT. COLLEGE FEE 1ST. YEAR	MONTH	45.83	45.83	46.00	45.83	45.83	45.83
GOVT. COLLEGE FEE 4TH. YEAR	MONTH	53.83	54.75	75.00	79.16	50.00	50.00
GOVT. UNIVERSITY FEE MSC.	MONTH	2500.00	2500.00	166.00	1786.00	2700.00	1925.00
GOVT. MED. COLLEGE FEE MBBS	MONTH	641.67	641.67	940.00	641.67	4942.50	939.58
GOVT. ENGG. COLL. FEE 1 YEAR	MONTH	595.83	595.83	0.00	655.41	595.83	0.00
COACHING FEE FOR CLASS IX/X	P/MONTH	2500.00	2500.00	900.00	1000.00	1000.00	3000.00
COACHING CHARGES FOR CLASS 1ST YEAR/INTER (SCIENCE)	P/MONTH	3000.00	3000.00	1100.00	1200.00	1100.00	6000.00
COACHING CHARGES FOR CLASS 1ST YEAR/INTER (COMMERCE)	P/MONTH	3000.00	3000.00	1100.00	1000.00	1000.00	950.00
I.T. TUITION FEES	P/MONTH	8667.00	6000.00	4166.00	3000.00	3833.33	0.00
MBA TUITION FEES	P/MONTH	7500.00	6000.00	5000.00	3500.00	3666.67	0.00
BREAD TANDOORI ST. SIZE	EACH	10.00	10.00	10.00	10.00	6.00	10.00
COOKED MUTTON (AV. HOTEL)	PLATE	183.33	120.00	200.00	160.00	140.00	185.00
COOKED BEEF (AV. HOTEL)	PLATE	120.00	100.00	85.00	105.00	100.00	130.00
COOKED DAL (AV. HOTEL)	PLATE	60.00	60.00	70.00	50.00	70.00	65.00
CHICKEN BIRYANI FULL/DOUBLE	PLATE	120.00	140.00	150.00	120.00	145.00	190.00
TEA PREPARED (ORDINARY)	CUP	20.00	20.00	20.00	20.00	15.00	20.00
HAIRCUT CHARGES FOR MEN	P/CUT	141.67	115.00	90.00	90.00	55.00	90.00
BEAUTY PORL HAIR STYL CHARGE	P/STY.	225.00	225.00	600.00	200.00	140.00	450.00
SHAVING CHARGES	PER SHV	80.00	80.00	50.00	50.00	32.50	60.00
LIPSTICK S.MISS/MEDORA	EACH	130.00	125.00	125.00	120.00	100.00	60.00
NAIL POLISH S.MISS/MEDORA	EACH	106.67	130.00	125.00	120.00	100.00	85.00
PERFUME MED.SIZE MEDORA/BROACH	EACH	220.00	230.00	240.00	200.00	220.00	216.67
HAIR-OIL AMLA/CHAMBELI	BOTTLE	150.00	170.00	180.00	190.00	95.00	215.00
TOILET SOAP LUX 95 GRAMS	EACH	52.00	50.00	60.00	53.00	46.00	55.00
TOILET SOAP LIFEBOUY 140 GRM	EACH	40.00	50.00	50.00	49.00	50.00	50.00
TOILET SOAP SAFEGUARD BATH SIZE	EACH	54.33	55.00	50.00	53.00	55.00	48.00
TOOTHPASTE MACKLINES 70 GRM	EACH	50.00	50.00	50.00	50.00	50.00	50.00
TOOTHPAST MED SIZE CLGATE 70 GMS	EACH	75.00	80.00	84.00	70.00	88.00	75.00
TOOTHBRUSH SHEILD A/PLAUQUE	EACH	45.83	50.00	45.00	34.00	37.50	40.00
TOOTHPOWDER DENTONIC 90 GRM	EACH	50.00	55.00	35.00	30.00	25.00	35.00
HAIR-COLOUR BEGIN (6 GMS)	EACH	110.00	130.00	130.00	130.00	95.00	110.00
HAIR COLOUR (KALAKOLA)	BOTTLE	130.00	145.00	140.00	120.00	130.00	140.00
FACECREAM PONDS (MEDIUM)	EACH	130.00	130.00	130.00	130.00	135.00	130.00
TALC POWDER VICE ROAY,B.CAT	EACH	200.00	175.00	185.00	137.50	110.00	110.00
BLADE TREET ORDINARY 10'S	PKT.	33.33	40.00	50.00	30.00	35.00	40.00
BLADE 7-O-CLOCK STAIN. 5'S	PKT.	35.00	40.00	40.00	30.00	35.00	40.00
SHAMPOO SUNSILK/PAINTIN 100 ML	BOTTLE	100.00	100.00	100.00	100.00	100.00	100.00
BEAUTY CREAM (FAIR & LOVELY)	EACH	75.00	85.00	225.00	75.00	230.00	115.00
HAIR REMOVING CREAM (EU-CREAM)	TUBE	100.00	100.00	75.00	75.00	60.00	85.00
GEL MEDIUM SIZE	BOTTLE	126.67	200.00	190.00	70.00	152.50	150.00
DISPOSABLE RAZOR GILLET-II	EACH	50.00	50.00	45.00	40.00	40.00	50.00
SHAVING CREAM TOUCH-ME/ADM.	EACH	80.00	70.00	85.00	65.00	77.50	60.00
GOLD TEZABI 24 CT	10 GM.	61048.00	61048.00	60013.00	58750.00	57100.00	62100.00
SILVER TEZABI 24 CT	10 GM.	694.67	667.00	754.00	750.00	616.50	750.00
ARTIFICIAL JEWELLARY SET	SET	1216.67	900.00	750.00	1400.00	300.00	2750.00
WRIST WATCH GENTS CITIZEN (ORIGINAL) ***	EACH	4333.33	6000.00	2000.00	2500.00	2500.00	4000.00
WRIST WATCH LADIES CITIZEN (ORIGINAL) ***	EACH	4333.33	6000.00	1750.00	2500.00	2500.00	3500.00
WALL CLOCK QUARTZ AV.QLTY	EACH	1450.00	1500.00	525.00	650.00	280.00	850.00
SUITCASE REXIN (24"x16"x6")	EACH	758.33	650.00	1800.00	1125.00	800.00	950.00
TRUNK MEDIUM SIZE ***	EACH	1866.67	1900.00	1200.00	2200.00	1500.00	4000.00
PURSE LADIES (LEATHER) AVERAGE QUALITY	EACH	1400.00	950.00	1500.00	1100.00	500.00	1000.00

### 7.11 Intercity Consumer Prices April, 2019

Description	Unit	Quetta	Turbat	Gawadar	Loralai	Khuzdar	D.M. Jamali
WHEAT	10 KG.	360.00	435.00	430.00	400.00	350.00	345.00
WHEAT FLOUR FINE/SUPERIOR.	KG.	52.00	50.00	50.00	45.00	45.00	38.50
WHEAT FLOUR AVG. QLTY	KG.	50.00	46.00	46.00	42.00	40.00	37.00
WHEAT FLOUR BAG	10 KG.	420.00	457.50	450.00	380.00	390.00	380.00
MAIDA	KG.	60.00	78.00	78.00	60.00	50.00	55.00
SUJI	KG.	60.00	80.00	82.00	50.00	65.00	65.00
BESAN AV. QLTY.	KG.	145.00	160.00	165.00	160.00	110.00	120.00
RICE BASMATI SUP. QLTY.	KG.	185.00	180.00	170.00	150.00	135.00	150.00
RICE BASMATI 385/386	KG.	95.00	92.00	91.00	100.00	85.00	77.50
RICE BASMATI BROKEN AV.QLTY	KG.	100.00	75.00	76.00	80.00	75.00	57.50
RICE IRRI-6 (SINDH/PUNJAB)	KG.	70.00	53.00	55.00	60.00	53.75	52.50
VERMICELLI	KG.	80.00	88.00	90.00	100.00	90.00	75.00
BREAD PLAIN MEDIUM SIZE	EACH	40.00	40.00	37.50	40.00	40.00	40.00
RUSK (PAPAY)	KG.	145.00	175.00	190.00	160.00	160.00	140.00
BISCUITS-PACKED	PKT	45.00	40.00	40.00	40.00	40.00	40.00
BISCUIT-BAKERY (LOOSE)	250 GM	60.00	78.00	78.00	80.00	80.00	70.00
CORNFLAKS FAUJI 225 GM.	PKT	200.00	154.00	154.00	140.00	230.00	200.00
SAMOSA (VEGATABLE)	EACH	12.00	10.00	10.00	15.00	15.00	10.00
PASTRY AV.QLTY.	EACH	30.00	25.00	25.00	30.00	17.00	20.00
PATTIES (VEGATABLES)	EACH	30.00	25.00	25.00	30.00	15.00	30.00
NIMCO	250 GM	55.00	80.00	90.00	60.00	80.00	80.00
CHIPS	250 GM	55.00	80.00	80.00	60.00	85.00	65.00
BEEF WITH BONE AV.QLTY.	KG	380.00	470.00	500.00	350.00	395.00	350.00
MUTTON AV.QLTY.	KG	775.00	950.00	900.00	700.00	750.00	750.00
CHICKEN FARM BROILER (LIVE)	KG	205.00	250.00	260.00	190.50	227.50	175.00
FISH-RAHU MEDIUM SIZE	KG	350.00	350.00	340.00	330.00	275.00	325.00
MILK FRESH (UNBOILED)	LTR.	110.00	120.00	120.00	97.50	95.00	95.00
CURD	KG.	120.00	130.00	142.50	100.00	90.00	120.00
MILK TETRA PACK 1/2 LTR.	PKT.	60.00	61.00	60.00	70.00	65.00	50.00
LACTOGEN 400 GRAMS	PKT.	500.00	510.00	505.00	500.00	500.00	500.00
POWDER MILK NIDO 400GM.	PKT	400.00	450.00	450.00	450.00	400.00	400.00
MILK POWDER LOOSE/PACKED	KG.	400.00	500.00	500.00	500.00	800.00	600.00
BUTTER LOCAL PACKED	50 GM.	30.00	35.00	35.00	30.00	30.00	37.50
EGGS FARM	DOZ	115.00	110.00	115.00	120.00	122.50	95.00
MUSTARD OIL AV.QLTY.	KG.	200.00	190.00	190.00	260.00	200.00	360.00
COOKING OIL (DALDA)	2.5LTR	540.00	450.00	450.00	550.00	475.00	475.00
COOKING OIL (PAKWAN) OTHER BRAND SPECIFY	2.5 LTR	495.00	450.00	450.00	430.00	455.00	485.00
VEGETABLE GHEE TIN	2.5KG.	520.00	450.00	450.00	430.00	440.00	500.00
VEGETABLE GHEE (LOOSE)	KG.	195.00	170.00	165.00	180.00	125.00	191.00
DATES AV.QLTY.	KG.	270.00	115.00	120.00	200.00	150.00	145.00
PISTACHIO AV.QLTY.	50 GM.	75.00	60.00	60.00	60.00	100.00	85.00
ALMONDS WHOLE AV.QLTY.	KG.	800.00	655.00	665.00	800.00	925.00	825.00
COCONUT DRY AV.QLTY.	KG.	370.00	320.00	315.00	450.00	550.00	525.00
RAISINS AV.QLTY.	50 GM.	35.00	30.00	30.00	20.00	50.00	27.50
GROUNDNUTS (WITH SHELL)	KG.	250.00	200.00	190.00	280.00	230.00	290.00
MALTA/MOSAMBI	DOZ	120.00	195.00	200.00	155.00	95.00	210.00
KINNU	DOZ	110.00	175.00	175.00	180.00	0.00	200.00
APPLE	KG	150.00	120.00	130.00	150.00	157.50	170.00
ALOO BUKHARA	KG	0.00	0.00	0.00	0.00	0.00	0.00
POMEGRANATE (ANNAR)	KG	0.00	0.00	0.00	0.00	0.00	0.00
GRAPES	KG	0.00	0.00	0.00	0.00	0.00	0.00
BANANAS	DOZ	67.50	75.00	85.00	80.00	85.00	65.00
MANGO KALMI	KG	0.00	0.00	0.00	0.00	0.00	0.00
GUAVA	KG	87.50	95.00	95.00	116.67	95.00	65.00
WATERMELON (TURBOOZ)	KG	35.00	35.00	40.00	50.00	40.00	35.00
MUSKMELON (KHARBOOZA)	KG	80.00	65.00	60.00	120.00	70.00	40.00
SWEETMELON (GARMA)	KG	0.00	0.00	0.00	0.00	0.00	0.00
PULSE MASOOR (WHOLE)	KG.	140.00	125.00	125.00	100.00	120.00	120.00
PULSE MASOOR (WASHED)	KG.	135.00	125.00	125.00	120.00	130.00	140.00
PULSE MOONG (WASHED)	KG.	155.00	140.00	140.00	140.00	140.00	200.00
PULSE MASH (WASHED)	KG.	197.50	180.00	180.00	160.00	125.00	165.00

Contd.

### 7.11 Intercity Consumer Prices April, 2019

Description	Unit	Quetta	Turbat	Gawadar	Loralai	Khuzdar	D.M. Jamali
PULSE GRAM	KG.	150.00	155.00	150.00	130.00	135.00	165.00
GRAM WHOLE BLACK AV.QLTY.	KG.	160.00	160.00	160.00	140.00	177.50	110.00
GRAM WHOLE YELLOW AV.QLTY	KG.	200.00	180.00	180.00	180.00	220.00	220.00
BEANS (LAL LOBIA)	KG.	180.00	135.00	140.00	140.00	185.00	180.00
POTATOES	KG	25.00	30.00	35.00	20.00	30.00	12.50
ONION	KG	40.00	40.00	45.00	40.00	50.00	22.50
TURNIP	KG	0.00	0.00	0.00	0.00	0.00	0.00
RADISH	KG	0.00	0.00	0.00	0.00	0.00	0.00
TOMATOES	KG	90.00	75.00	85.00	65.00	100.00	55.00
CABBAGE	KG	52.50	70.00	80.00	50.00	55.00	35.00
CAULIFLOWER	KG	57.50	80.00	90.00	50.00	60.00	45.00
BRINJAL	KG	0.00	0.00	0.00	0.00	0.00	0.00
PUMPKIN	KG	0.00	0.00	0.00	0.00	0.00	0.00
BOTTLEGOURD	KG	52.50	75.00	70.00	0.00	80.00	45.00
LADY FINGER	KG	0.00	0.00	0.00	0.00	0.00	0.00
PEAS	KG	72.50	100.00	90.00	60.00	82.50	55.00
SPINACH	KG	27.50	35.00	40.00	30.00	20.00	27.50
TINDA	KG	57.50	115.00	120.00	60.00	60.00	60.00
TURAI	KG	0.00	0.00	0.00	0.00	0.00	0.00
KARAILA	KG	0.00	0.00	0.00	0.00	0.00	0.00
ARVI	KG	0.00	0.00	0.00	0.00	0.00	0.00
CHILLIES GREEN	KG	112.50	125.00	120.00	120.00	145.00	130.00
CARROT	KG	37.50	75.00	80.00	40.00	40.00	17.50
COCUMBER (KHEERA)	KG	52.50	90.00	90.00	60.00	62.50	35.00
LEMON	250GM	47.50	60.00	65.00	50.00	50.00	35.00
SUGAR REFINED	KG.	69.00	70.00	71.00	68.00	65.00	64.50
GUR AV.QLTY	KG.	85.00	110.00	100.00	85.00	87.50	85.00
HONEY LANGANESE 500 GM.	BOTTLE	1050.00	680.00	690.00	800.00	800.00	800.00
MILO 200 GM.	BOTTLE	200.00	220.00	220.00	220.00	220.00	220.00
CUSTARD POWDER RAFHAN 300 GM.	PKT	85.00	85.00	85.00	85.00	80.00	80.00
TOFFEE (HILAL)	EACH	1.00	2.00	2.00	1.00	1.00	2.00
CHOWKELATE CANDY (SMALL SIZE)	EACH	5.00	10.00	10.00	5.00	5.00	5.00
SWEETMEAT (MIXED)	KG	450.00	380.00	365.00	290.00	295.00	350.00
ICE CREAM WALLS	CUP.	40.00	60.00	60.00	50.00	40.00	50.00
ICE	KG	15.00	10.00	15.00	10.00	10.00	10.00
JAM AHMED/MITCHELLES	BOTTLE	140.00	160.00	160.00	130.00	190.00	147.50
SQUASH-MITCHELLES	BOTTLE	185.00	170.00	175.00	165.00	170.00	150.00
ROOH AFZA	BOTTLE	200.00	200.00	195.00	190.00	180.00	200.00
JAM-E-SHIREEN	BOTTLE	210.00	195.00	190.00	200.00	180.00	200.00
SAUNF	50 GM	30.00	20.00	20.00	20.00	30.00	15.00
CINAMON LOOSE AV. QLTY	50 GM.	22.50	30.00	30.00	50.00	150.00	22.50
CUMINSEED WHITE NATIONAL	50 GM.	70.00	60.00	60.00	70.00	80.00	70.00
PEPPER BLACK NATIONAL	50 GM.	120.00	100.00	95.00	110.00	110.00	110.00
CLOVES LOOSE AV.QLTY	50 GM.	90.00	36.00	30.00	120.00	110.00	130.00
CARDAMOM LARGE LOOSE AV.QLTY	50 GM.	150.00	170.00	160.00	120.00	210.00	115.00
CARDAMOM SMALL AV.QLTY	50 GM.	185.00	90.00	80.00	100.00	190.00	105.00
SALT-POWDERED (LAHORI) LOOSE	KG.	10.00	15.00	15.00	10.00	10.00	10.00
SALT POWDERED (NATIONAL/SHAN)	PKT	30.00	30.00	30.00	25.00	25.00	30.00
CHILLIES POWD.NATIONAL 200GM	PKT	150.00	120.00	120.00	150.00	150.00	150.00
CHILLIES POWDER LOOS	KG.	390.00	450.00	450.00	400.00	290.00	310.00
CORRIANDER SEED POWD.NATIONAL	PKT	130.00	110.00	85.00	116.00	120.00	104.00
CORRIANDER SEED (LOOSE)	KG.	255.00	175.00	165.00	240.00	300.00	210.00
TURMERIC POWD.NATIONAL 50GM	PKT.	60.00	55.00	60.00	40.00	40.00	40.00
CURRY POWD. NATIONAL 200 GM	PKT.	100.00	90.00	90.00	87.00	104.00	87.00
TOMATO KETCHUP AHMED/MITCHL	BOTTLE	100.00	105.00	105.00	90.00	100.00	100.00
PICKLES AHMED/MITCHELLES	BOTTLE	120.00	120.00	120.00	130.00	130.00	120.00
VINEGAR SYNTHETIC (SIRKA)	BOTTLE	95.00	70.00	70.00	55.00	60.00	80.00
GARLIC	KG	180.00	225.00	210.00	200.00	200.00	190.00
GINGER	KG	200.00	230.00	220.00	320.00	280.00	250.00
TAPAL DANEDAR TEA 200GM PACKET	PKT	200.00	200.00	195.00	195.00	185.00	185.00
TEA LIPTON YELLOW LABEL 200GM.	PKT.	221.05	200.00	195.00	195.00	194.73	210.00

Contd.

### 7.11 Intercity Consumer Prices April, 2019

Description	Unit	Quetta	Turbat	Gawadar	Loralai	Khuzdar	D.M. Jamali
TEA LOOSE KENYA AV.QLTY 250GM.	PKT.	155.00	180.00	195.00	155.00	172.50	155.00
COFFEE-NESCAFE 75 GM. **	BOTTLE	400.00	450.00	440.00	280.00	270.00	270.00
COLD DRINK (STANDARD SIZ)	BOTTLE	30.00	30.00	30.00	27.50	25.00	25.00
FRUIT JUICE TETRA PACK	PKT.	30.00	30.00	30.00	30.00	20.00	20.00
MINERAL WATER NESTLE 1.5 LTR	BOTTLE	60.00	50.00	50.00	50.00	55.00	50.00
CIGARETTES K-2 10'S **	PKT	50.00	60.00	60.00	60.00	60.00	60.00
CIGARETTES CAPSTAN 10'S **	PKT	70.00	70.00	70.00	60.00	70.00	70.00
CIGARETTES GOLD LEAF 20'S	PKT	160.00	160.00	160.00	155.00	160.00	155.00
CIGARETTES MORVEN GOLD 20'S	PKT	70.00	70.00	70.00	60.00	50.00	62.50
BETEL LEAVES	50GM.	50.00	25.00	25.00	80.00	70.00	105.00
BETEL NUTS	KG.	1500.00	2000.00	2000.00	1200.00	2000.00	2750.00
LONG CLOTH 57" GUL AHMED/AL-KARAM	METER	210.00	230.00	230.00	345.00	250.00	225.00
SHIRTING AV.QLTY.	METER	160.00	150.00	160.00	245.00	200.00	155.00
PANT CLOTH W & WEAR AV.QLTY	METER	400.00	650.00	300.00	370.00	200.00	200.00
LAWN PRINTED GUL AHMED/AL-KARAM	METER	200.00	220.00	200.00	320.00	250.00	225.00
GEORGETTE AV.QLTY	METER	105.00	100.00	90.00	180.00	150.00	70.00
LINEN AV.QLTY ***	METER	100.00	75.00	80.00	180.00	160.00	100.00
HEAVY WT SUITING LAWERNCPUR AVG QLTY	METER	1100.00	1100.00	1100.00	1000.00	1100.00	900.00
HEAVY WT SUITING LAWERNCPUR SUP QLTY	METER	1300.00	1300.00	1300.00	1500.00	1300.00	1300.00
TROPICAL SUITING LAW.PUR	METER	950.00	950.00	950.00	1000.00	950.00	950.00
PANT BOY 24"/26" LENGTH.	EACH	600.00	400.00	400.00	500.00	1100.00	425.00
SHIRT BOY 24"/26" LENGTH	EACH	400.00	350.00	350.00	300.00	950.00	425.00
SCHOOL UNI. PANT,SHIRT BOYS	SUIT	1300.00	1200.00	1200.00	675.00	1150.00	900.00
SCHOOL UNI. KAMEEZ,SHAL.BOYS	SUIT	1300.00	1200.00	1150.00	1000.00	1150.00	750.00
SCHOOL UNI. KAMEEZ,SHAL.GIRL	SUIT	1400.00	1200.00	1200.00	850.00	1150.00	750.00
FROCK W/WEAR GIRLS	EACH	700.00	400.00	400.00	800.00	1100.00	700.00
AWAMI-SUIT W & W(BOY) 24"/26	SUIT	800.00	1000.00	1000.00	750.00	687.50	750.00
AWAMI-SUIT W&W (GENTS)AV.QLTY	SUIT	700.00	900.00	900.00	950.00	850.00	1100.00
PULLOVER GENTS OXFORD/BON.	EACH	3250.00	2100.00	2000.00	2800.00	2000.00	2250.00
PULLOVER LADIES OXFORD/BON.	EACH	3350.00	2150.00	2175.00	3000.00	2750.00	2750.00
PULLOVER (GENTS) OTHERS A.QTY	EACH	800.00	650.00	700.00	1350.00	950.00	2000.00
SECOND-HAND COAT FOR MEN	EACH	300.00	400.00	365.00	275.00	250.00	325.00
SECONDHAND SWEETER FOR MEN DUP QLTY	EACH	350.00	410.00	370.00	350.00	220.00	200.00
SECONDHAND WINTER JACKET	EACH	325.00	450.00	350.00	170.00	300.00	275.00
UNDERWEAR AV.QLTY MEDIUM SIZE	EACH	90.00	120.00	120.00	150.00	200.00	65.00
VEST FOR MEN AV.QLTY.	EACH	100.00	140.00	140.00	130.00	200.00	130.00
VEST/SHAMEEZ (WOMEN) AVG. QLTY	EACH	130.00	200.00	200.00	115.00	250.00	100.00
SOCKS NYLON (PAKISTANI)	PAIR	90.00	120.00	130.00	75.00	80.00	70.00
BRASSIER AV.QLTY.	EACH	250.00	120.00	120.00	200.00	200.00	130.00
BRASSIER SUP QLTY	EACH	450.00	242.50	255.00	425.00	500.00	212.50
DOPATTA GEORGETTE AV.QLTY.	EACH	225.00	400.00	390.00	300.00	330.00	190.00
DOPATTA COTTON AV GLTY	EACH	350.00	250.00	250.00	260.00	350.00	140.00
CHADDAR (W/WEAR) (2x2.5 MTR)	EACH	400.00	380.00	400.00	490.00	400.00	525.00
LUNGI/DHOTI(COTTON) AVG. QLTY	EACH	250.00	320.00	320.00	450.00	360.00	275.00
HANDKERCHIEF AVG. QLTY PAK	EACH	30.00	50.00	50.00	45.00	70.00	45.00
HANDKERCHIEF SUP. QLTY PAK	EACH	50.00	70.00	70.00	95.00	90.00	65.00
GLOVES AV QLTY	PAIR	90.00	100.00	95.00	60.00	300.00	45.00
AZARBAND COTTON AVG. QLTY	EACH	17.50	20.00	20.00	15.00	20.00	47.50
SEWING THREAD/REEL(ASLI PARI)	EACH	6.50	8.00	8.00	7.00	8.00	6.50
WASHING CHARGES PAINT & SHIRT	SUIT	75.00	70.00	100.00	175.00	160.00	100.00
DRY CLEANING SUIT COAT PANT	SUIT	450.00	350.00	350.00	400.00	350.00	155.00
WASHING CH. (KAMIZ-SHALWAR)	PAIR	70.00	60.00	70.00	100.00	80.00	65.00
TAILORING SHIRT	EACH	400.00	350.00	350.00	350.00	300.00	375.00
TAILORING CHARGES PANT (MEN)	EACH	425.00	600.00	600.00	400.00	375.00	700.00
TAILORING COAT-PANT SUIT	SUIT	3250.00	3250.00	4000.00	3500.00	3250.00	4000.00
TAILORING AWAMI-SUIT (MALE)	SUIT	750.00	600.00	650.00	675.00	550.00	475.00
TAILORING SUIT FEMALE	SUIT	600.00	500.00	600.00	575.00	600.00	500.00
GENTS SHOES PAUL BATA	PAIR	1199.00	1199.00	1199.00	1199.00	1199.00	1199.00
GENTS SANDAL BATA	PAIR	699.00	699.00	699.00	699.00	699.00	699.00
GENTS SPOUNG CHAPPAL BATA	PAIR	199.00	199.00	199.00	199.00	199.00	199.00
LADIES SANDAL BATA	PAIR	599.00	599.00	599.00	599.00	599.00	599.00

Contd.

### 7.11 Intercity Consumer Prices April, 2019

Description	Unit	Quetta	Turbat	Gawadar	Loralai	Khuzdar	D.M. Jamali
LADIES SPOUNG CHAPPAL BATA	PAIR	199.00	199.00	199.00	199.00	199.00	199.00
CHILD SHOE POWER LITE BATA	PAIR	699.00	699.00	699.00	699.00	699.00	699.00
GENTS SHOE, ART 1109 SERVICE	PAIR	999.00	999.00	999.00	999.00	999.00	999.00
NYLON JOGGER 27 SIZE 2-5 ***	PAIR	1399.00	1399.00	1399.00	1399.00	1399.00	1399.00
CHINA FOOT WEAR AV. QLTY (MALE) *	PAIR	475.00	900.00	1350.00	1000.00	250.00	750.00
CHINA FOOT WEAR AV. QLTY (FEMALE) *	PAIR	300.00	600.00	600.00	350.00	250.00	550.00
CHINA FOOT WEAR AV. QLTY (CHILDREN) *	PAIR	285.00	550.00	550.00	300.00	250.00	400.00
SHOE REPAIR HALF SOLE	PAIR	90.00	120.00	150.00	95.00	90.00	110.00
SHOES POLISH CHARGES AVERAGE SHOP	PAIR	30.00	35.00	35.00	25.00	20.00	20.00
HOUSE RENT (combined)	MONTH	13612.00	8057.00	8643.00	5254.00	2197.00	4000.00
rent 2	pm	13612.00	8057.00	8643.00	5236.00	2197.00	4000.00
RENT3	PM	13612.00	8057.00	8643.00	5254.00	2197.00	4000.00
RENT4	PM	13612.00	8057.00	8643.00	5254.00	2197.00	4000.00
RENT5	PM	13612.00	8057.00	8643.00	5254.00	2197.00	4000.00
RENT6	PM	13612.00	8057.00	8643.00	5254.00	2197.00	4000.00
SYNTHETIC ENEMAL ROBIALAC BALTI 3.64 LTR.	EACH	2250.00	2450.00	2500.00	1900.00	1800.00	1800.00
SYNTHETIC ENEMAL ICI BALTI 3.64 LTR.	EACH	1875.00	2800.00	2750.00	2000.00	1900.00	2000.00
CEMENT (LOCAL) SPECIFY BRAND NAME	BAG	600.00	580.00	580.00	630.00	542.50	575.00
BRICKS (NEW) IST CLASS	P/1000	6250.00	0.00	0.00	10000.00	8500.00	6250.00
CEMENT BLOCKS (6"x8"x12")	P/100	0.00	2600.00	2500.00	2600.00	2100.00	0.00
BAJREE	100CFT	4250.00	3000.00	3750.00	2500.00	5000.00	2450.00
SAND (BLACK PIT SAND)	K100CFT	3250.00	2750.00	3000.00	3600.00	2200.00	2500.00
TIMBER SHESHAM LOG IST QUALITY	cubmt.	55582.00	0.00	0.00	0.00	0.00	0.00
IRON BAR (M.S. BAR) 1/2"	P/TON	98000.00	101000.00	100500.00	105000.00	97000.00	96500.00
CARPANTER WAGE RATE	P/DAY	1100.00	1100.00	1200.00	1350.00	1400.00	700.00
MASON (RAJ) WAGE RATE	P/DAY	1400.00	1700.00	1700.00	1450.00	1200.00	950.00
UNSKILLED LABOUR WAGE RATE	P/DAY	900.00	750.00	750.00	700.00	650.00	475.00
PLUMBER WAGE RSTE	P/DAY	1000.00	1200.00	1200.00	1150.00	1400.00	950.00
ELECTICIAN WAGE RATE PER DAY **	P/DAY	950.00	1200.00	1200.00	950.00	0.00	600.00
ELECTICIAN WAGE RATE PER POINT **	P/PNT	170.00	130.00	130.00	135.00	135.00	145.00
WATER CHARGES PER HOUSE	P/MONTH	125.00	300.00	500.00	0.00	190.00	450.00
ELECT.CHARGES UPTO 50 UNITS	P/UNIT	2.00	2.00	2.00	2.00	2.00	2.00
ELECT.CHARGES 01 - 100 UNIT	P/UNIT	6.22	6.22	6.22	6.22	6.22	6.22
ELECT.CHARGES 101 - 300 UNIT	P/UNIT	9.59	9.59	9.59	9.59	9.55	9.59
ELECT.CHARGES 301 - 1000 UNIT	P/UNIT	18.03	18.03	18.03	18.03	18.03	18.03
ELECT.CHARGES ABOVE 1000 UNIT	P/UNIT	21.13	21.13	21.13	21.13	21.13	21.13
ELEC	PM	11.39	11.39	11.39	11.39	11.39	11.39
GAS CHRg upto 3.3719 MMBUT	MMBTU	145.08	0.00	0.00	0.00	0.00	145.08
GAS CHRg 3.3719 - 6.7438 MMBUT	MMBTU	308.88	0.00	0.00	0.00	0.00	308.88
GAS CHRg 6.7438 - 10.1157 MMBUT	MMBTU	321.75	0.00	0.00	0.00	0.00	321.75
GAS CHRg10.1157 - 13.4876 MMBUT	MMBTU	1310.40	0.00	0.00	0.00	0.00	1310.40
GAS	PM	1708.20	0.00	0.00	0.00	0.00	1708.20
GAS	PM	758.86	0.00	0.00	0.00	0.00	758.86
KEROSENE OIL	LTR	101.00	100.00	100.00	110.00	90.00	125.00
FIREWOOD WHOLE	40 KG.	650.00	360.00	425.00	700.00	612.50	475.00
CHAIR SHESHAM WOOD WITH ARMS **	EACH	1150.00	2400.00	2400.00	1800.00	1800.00	1900.00
CHAIR PLASTIC (CHAIRMAN) AVERAGE QUALITY	EACH	550.00	850.00	850.00	950.00	1400.00	825.00
TABLE SHESHAM WOOD (4X2X5") ***	EACH	5500.00	4500.00	4000.00	4500.00	5500.00	5625.00
SOFASET WOODEN WITH FOAM SEAT **	SET	3000.00	1900.00	1550.00	1000.00	1200.00	1300.00
COT IRON (WITH NIWAR)AV.QLTY.	EACH	2600.00	3500.00	3400.00	2200.00	2400.00	2800.00
ALMIRAH (STEEL) 6'X3' 20 GUAGE	EACH	9000.00	12500.00	12500.00	10500.00	12000.00	13000.00
DINNING TABLE 6 CHAIRS A.QLTY	SET	13000.00	34500.00	28000.00	0.00	11000.00	17500.00
SINGLE BED WITHOUT FOAM MED.	EACH	6500.00	3800.00	6000.00	5500.00	9000.00	5750.00
MATRESS SINGLE(4"THICK)	EACH	3750.00	3500.00	3500.00	4200.00	4200.00	5750.00
FARSHI DARI 12'X9' AV.QLTY	EACH	1400.00	750.00	700.00	1390.00	2000.00	3000.00
DARI COTTON (6'x2 1/2') AV.QL	EACH	700.00	550.00	485.00	650.00	2500.00	425.00
CARPET PLAIN AV. QLTY	SQFT.	61.50	120.00	110.00	47.50	42.50	45.00
QUILT (LIHAF) 3 KG. COTTON	EACH	1000.00	600.00	520.00	725.00	1100.00	675.00
BLANKET (90" x 54")	EACH	2750.00	2750.00	2700.00	3900.00	4150.00	6250.00
BEDSHEET SINGLE BED SUP.QLTY	EACH	1725.00	650.00	620.00	825.00	1400.00	550.00
BED SHEET DOUBLE WITH TWO PILLOW COVERS SUP QLTY	SET	2000.00	950.00	1500.00	1050.00	1500.00	950.00

Contd.



### 7.11 Intercity Consumer Prices April, 2019

Description	Unit	Quetta	Turbat	Gawadar	Loralai	Khuzdar	D.M. Jamali
TOWEL(3'x2') AV. QALTY	EACH	300.00	300.00	300.00	415.00	450.00	325.00
CEILING FAN 48" SUPER QLTY **	EACH	3500.00	3900.00	3950.00	3650.00	3400.00	4200.00
PEDESTAL FAN 22" SUPER QLTY	EACH	3600.00	4250.00	4000.00	4000.00	4000.00	4500.00
REFG. DAWLENCE 10 CFT. D.DOOR	EACH	37000.00	42000.00	42500.00	30000.00	33000.00	37000.00
D-FREEZER WAVES 8 CFT.	EACH	36000.00	36500.00	36500.00	23500.00	36000.00	34000.00
AIRCONDITIONER 1.5 TON PEL	EACH	45000.00	60000.00	60000.00	40000.00	51000.00	49500.00
SPLIT AIR CONDITIONER 1.5 TON (SPECIFY BRAND NAME)	EACH	47000.00	46500.00	46000.00	55000.00	39000.00	50000.00
AIRCOOLER SUPER ASIA	EACH	12500.00	10500.00	10000.00	12500.00	10500.00	10000.00
WASHING MACHINE SINGER	EACH	18800.00	12000.00	11500.00	13500.00	14700.00	14700.00
SEWING MACHINE(SINGER)	EACH	8400.00	5600.00	5400.00	8000.00	5500.00	7000.00
GIZER LARGE SIZE 30 GALLON CAPACITY SUP QLTY	EACH	18500.00	15500.00	15500.00	12000.00	21000.00	14750.00
GAS BURNER DOUBLE SPFY.BRAND	EACH	2000.00	1750.00	1500.00	2450.00	2500.00	1650.00
ELECT. IRON PHILIPS MDL.1120	EACH	1700.00	1750.00	1800.00	2300.00	1900.00	2100.00
ELECTRIC JUICER FOR APPLE	EACH	3800.00	3800.00	3850.00	3866.67	3500.00	4000.00
S.STEEL DEGHCHI MEDIUM SIZE ***	EACH	800.00	1100.00	1050.00	740.00	950.00	675.00
ALUMINIUM COOKING PAN (DEGCHI ) MED SIZE	EACH	1000.00	800.00	900.00	590.00	950.00	550.00
NON STICK COOKING PAN (DEGCHI ) SUP. QLTY	EACH	1500.00	1050.00	1350.00	450.00	600.00	750.00
FRYING PAN STEEL AVG. QLTY MED. SIZE	EACH	400.00	350.00	600.00	365.00	800.00	600.00
TAWA IORN (MEDIUM SIZE) AVG. QLTY	EACH	300.00	375.00	400.00	335.00	400.00	300.00
S.STEEL PLATE A.QLTY.(M.SIZE)	EACH	85.00	95.00	100.00	55.00	130.00	65.00
TABLE SPOON S.STEEL SUP.QLTY.	DOZEN	325.00	320.00	400.00	410.00	500.00	420.00
WATER SET JUG+6 GLASSES (OMROC)	SET	700.00	700.00	845.00	950.00	900.00	525.00
TEA SET PAK. CHINAWARE 21 PCS.	SET	1500.00	1400.00	1350.00	2625.00	1500.00	2250.00
DINNER SET PLASTIC 72 PIECES SUPERIOR QLTY	SET	4750.00	4000.00	3750.00	6500.00	5400.00	4450.00
HOTPOT SET PLASTIC 3 PCS.	SET	1400.00	610.00	800.00	1300.00	1600.00	1900.00
BUCKET(BALTI) PLASTIC MED.SIZ	EACH	325.00	490.00	450.00	425.00	400.00	275.00
LOTA PLASTIC (MED SIZE) AVERAGE QUALITY	EACH	40.00	60.00	60.00	50.00	90.00	60.00
PRESURE COOKER 4 LTR.	EACH	1500.00	1500.00	1500.00	1333.33	1800.00	1225.00
WATER COOLER 9/10 LTR.PLASTIC ***	EACH	700.00	750.00	750.00	700.00	600.00	950.00
THERMOS STARVAC 1 LTR	EACH	600.00	875.00	800.00	675.00	700.00	350.00
BULB PHILIPS 100-WATTS	EACH	30.00	40.00	40.00	35.00	30.00	30.00
TUBE LIGHT PHILIPS 40 WATTS	EACH	100.00	140.00	140.00	140.00	130.00	95.00
ELECTRIC BLUBS "0" WATTE LOCAL	EACH	20.00	25.00	25.00	30.00	25.00	30.00
ELECTRIC BLUB ENERGY SAVER 14 WATTS	EACH	180.00	190.00	180.00	200.00	180.00	180.00
WASHING SOAP 250 GMS SPECIFY BRAND NAME	EACH	40.00	30.00	30.00	40.00	35.00	35.00
SURF EXCEL 400 GMS POLY BAG	EACH	150.00	114.00	130.00	130.00	140.00	130.00
WASHING POWDER 1000 GRM	EACH	190.00	192.50	195.00	190.00	180.00	190.00
WASHING POWDER (WHEEL/ BONUS) 100 GRAMS	EACH	110.00	100.00	98.00	90.00	90.00	100.00
CLEANSER POWDER VIM 1000 GM	PKT.	80.00	90.00	70.00	90.00	140.00	75.00
FINIS 500 ML	BOTTLE	187.50	190.00	190.00	193.75	190.00	200.00
PHNYLE TYPHONE/FINIS/CARRANITE 3 LITRES	BOTTLE	180.00	150.00	140.00	150.00	190.00	150.00
HARPIC	BOTTLE	190.00	180.00	175.00	160.00	160.00	190.00
BOOT POLISH CHERRY/KIWI 50ML	EACH	140.00	110.00	115.00	105.00	105.00	140.00
ROBIN BLUE (35 GRAMS)	PKT.	70.00	55.00	50.00	55.00	50.00	25.00
TISSU PAPER PERFUMED 100 PCS.	PKT	150.00	100.00	100.00	130.00	130.00	140.00
TOILET PAPER ROLL (R.PETEL)	P/ROLL	55.00	40.00	40.00	50.00	40.00	50.00
BOOT POLISH LIQUID CHEERY BLOSSOM KIWI 75 ML	BOTTLE	160.00	150.00	135.00	135.00	130.00	150.00
MATCH BOX SMALL	EACH	2.00	2.00	2.00	2.00	3.00	2.50
DRY CELL 1.5 VOLT(LOCAL)	EACH	20.00	15.00	15.00	25.00	30.00	30.00
HAND STITCHING NEEDLE M.SIZE	PACKET	6.00	8.00	8.00	8.00	12.00	5.00
SEWING MACHINE NEEDLE (SINGER)	EACH	8.00	2.00	2.00	5.00	8.00	5.00
HOUSEHOLD SERVANT FEMALE P/T	P/MNTH	2500.00	5000.00	5000.00	2500.00	3500.00	1300.00
MARRIAGE HALL WITH FURNITURE	P/HEAD	90.00	90.00	50.00	50.00	50.00	50.00
SEPTRAN TABLETS	10TAB.	20.00	20.00	20.00	20.00	20.00	20.00
BRUFEN TABS 200-MG.	10TAB.	10.00	15.00	24.00	25.00	15.00	10.00
PANADOL TAB. EXTRA/PLAIN	10TAB.	15.00	15.00	15.00	15.00	15.00	13.25
DISPRIN TAB.	10TAB.	13.00	15.00	15.00	13.00	13.00	16.00
TRISIL TAB.	10 TAB	12.00	15.00	15.00	12.00	17.00	11.00
FLAGYL TAB. 200 MG.	10TAB.	16.00	20.00	20.00	16.00	20.00	10.00
VENTOLIN TAB. 2MG.	10TAB.	10.00	10.00	10.00	10.00	10.00	10.00
DAONIL TAB. 5 MG.	10TAB.	19.00	20.00	20.00	17.00	17.00	21.66

Contd.

### 7.11 Intercity Consumer Prices April, 2019

Description	Unit	Quetta	Turbat	Gawadar	Loralai	Khuzdar	D.M. Jamali
ENTOX TAB.	10TAB.	15.00	15.00	15.00	15.00	15.00	15.00
RENITEC TAB. 5 MG.	10TAB.	59.00	65.00	65.00	58.00	59.00	60.57
CAC. 1000 TAB	BOTTLE	153.00	135.00	135.00	153.00	153.00	153.00
AMOXIL CAPSOLE 250 MG.S	10CAP.	36.00	45.00	45.00	36.00	36.00	36.50
CALCIUM SYRUP SANDOZ	BOTTLE	65.00	65.00	65.00	65.00	64.00	64.00
LEDERPLEX SYRUP	BOTTLE	53.00	53.00	52.00	52.74	53.00	52.74
SANCOS SYRUP (50 ML.)	BOTTLE	55.00	56.00	56.00	55.00	55.00	56.57
PHENERGAN SYRUP 120 ML.	BOTTLE	37.00	39.00	40.00	37.00	40.00	42.50
CALPOL SYRUP 60 ML.	BOTTLE	49.28	55.00	55.00	47.00	46.00	51.21
HYDRYLLIN SYRUP 120 ML.	BOTTLE	69.00	70.00	70.00	69.00	69.00	69.00
POLYFAX EYE OINTMENT	TUBE	23.00	28.00	28.00	22.00	21.00	23.50
BETNESOL EYE DROPS	BOTTLE	35.00	35.00	34.00	34.00	34.00	34.60
EAR DROPS (CARDISPORINE) ***	BOTTLE	23.00	21.00	21.00	25.00	21.00	22.04
BETNOVATE-N OINTMENT 5 GMS	TUBE	57.00	36.00	36.00	35.00	55.00	57.29
BURNOL CREAM 30 GRM	TUBE	55.42	55.00	55.00	55.00	55.00	55.42
VICKS VAPORUB/BALM	BOTTLE	36.00	40.00	40.00	36.00	36.00	36.00
GLYCRINE SMALL BOTTLE	BOTTLE	45.00	35.00	35.00	45.00	30.00	15.00
JOUHAR JOSHANDA	PKT.	10.00	10.00	10.00	10.00	10.00	10.00
GALXOS-D (450 GRMS)	PKT.	157.50	150.00	150.00	150.00	147.00	157.50
GRIPE-WATER WOODWARDS	BOTTLE	60.00	60.00	60.00	60.00	55.00	60.00
SANIPLAST ONE PUTTY	EACH	2.00	3.00	3.00	2.00	2.00	1.58
O.R.S. (NIMCOL)	PKT.	18.00	20.00	20.00	15.00	17.00	18.00
DETTOL (MEDIUM)	BOTTLE	150.00	150.00	148.00	100.00	85.00	150.00
COTTON BANDAGE 2" - 4"	EACH	10.00	20.00	20.00	13.00	30.00	10.00
THERMOMETER CHINA	EACH	60.00	60.00	50.00	50.00	50.00	40.00
DOCTOR (MBBS) CLINIC FEE	P/PAT.	200.00	500.00	500.00	200.00	300.00	150.00
URINE TEST (DR) CHARGES	P/TEST	140.00	300.00	300.00	100.00	100.00	85.00
BLOOD TEST (CP) CHARGES	P/TEST	250.00	350.00	350.00	200.00	200.00	225.00
SUGAR TEST (RANDOM/FASTING BOTH) CHARGES	P/TEST	250.00	300.00	300.00	150.00	150.00	200.00
ECG CHARGES	P/TEST	300.00	450.00	400.00	200.00	300.00	200.00
X-RAY (CHEST) CHARGES	P/X-RAY	300.00	700.00	700.00	350.00	325.00	350.00
CAR SUZUKI 800 CC (W/O. A/C)	EACH	825000.00	0.00	0.00	0.00	0.00	817750.00
CAR SUZUKI 1000 CC	EACH	1410000.00	0.00	0.00	0.00	0.00	0.00
CAR TOYOTA 1300 CC	EACH	2072000.00	0.00	0.00	0.00	0.00	0.00
CAR HONDA CIVIC	EACH	3134000.00	0.00	0.00	0.00	0.00	0.00
MOTORCYCLE HONDA CD-70.	EACH	70500.00	68500.00	69000.00	66000.00	63500.00	75000.00
MOTORCYCLE YAMAHA 100CC.	EACH	77000.00	79000.00	80000.00	81000.00	0.00	0.00
MOTOR CYCLE HERO 70 CC	EACH	44000.00	50000.00	0.00	50000.00	0.00	0.00
BICYCLE WITH TYRES & TUBES	EACH	8000.00	8500.00	8500.00	7500.00	0.00	7500.00
TYRE CAR WITH TUBE GENERAL	EACH	3250.00	4000.00	4000.00	3350.00	3500.00	3950.00
TYRE MOTOR CYCLE WITHOUT TUBE	EACH	1150.00	1450.00	1450.00	1300.00	1150.00	1250.00
TYRE CYCLE SPECIFY BRAND NAME	EACH	450.00	400.00	400.00	380.00	400.00	475.00
TYRE CAR W/O TUBE	EACH	2950.00	3400.00	3400.00	3000.00	5000.00	2800.00
PETROL SUPER	LITRE	98.89	98.89	98.89	98.89	98.89	98.89
HIGH SPEED DIESEL HSD	LITRE	117.43	117.43	117.43	117.43	117.43	117.43
CNG	K.G.	109.00	120.00	120.00	0.00	0.00	108.00
GAS CYLINDER STAND. SIZE	EACH	1325.00	1210.00	1200.00	1300.00	1450.00	1400.00
MOTOR CYCLE SERVICE CHARGES	EACH	375.00	200.00	250.00	200.00	400.00	200.00
CAR SERVICE CHARGES	EACH	550.00	500.00	550.00	375.00	500.00	300.00
TYRE PUNCTURE CHARGES	EACH	65.00	100.00	110.00	50.00	92.50	65.00
CYCLE OVERHAULING CHARGES	EACH	190.00	150.00	275.00	250.00	300.00	100.00
CAR TAX FOR 800CC TO 1300CC	YEARLY	400.00	400.00	400.00	400.00	400.00	400.00
TRAIN FARE ECO. 1-100 KM.	P/KM.	2.05	2.05	2.05	0.00	0.00	2.05
TRAIN FARE ECO. 101-500 KM.	P/KM.	1.36	1.36	1.36	0.00	0.00	1.36
TRAIN FARE ECO. > 500 KM.	P/KM.	0.98	0.98	0.98	0.00	0.00	0.98
TRAIN FARE IST SLP. 1-100KM	P/KM.	3.00	3.00	3.00	0.00	0.00	3.00
TRAIN FARE IST SLP.101-500 KM	P/KM.	2.45	2.45	2.45	0.00	0.00	2.45
TRAIN FARE IST SLP. > 500 KM	P/KM.	1.57	1.57	1.57	0.00	0.00	1.57
TRAIN FARE A/C SLP. 1-100KM.	P/KM.	6.20	6.20	6.20	0.00	0.00	6.20
TRAIN FARE A/C SLP.101-500KM	P/KM.	5.54	5.54	5.54	0.00	0.00	5.54
TRAIN FARE A/C SLP > 500KM.	P/KM	4.10	4.10	4.10	0.00	0.00	4.10

Contd.

### 7.11 Intercity Consumer Prices April, 2019

Description	Unit	Quetta	Turbat	Gawadar	Loralai	Khuzdar	D.M. Jamali
PLATFORM TICKET	EACH	10.00	5.00	10.00	0.00	0.00	10.00
AUTO RICKSHAW FARES	KM/MIN	60.00	50.00	50.00	90.00	65.00	85.00
FULL TONGA CHARGES	KM/MIN	80.00	0.00	0.00	50.00	0.00	0.00
TAXI 4 SEATER FARE	KM/MIN	60.00	100.00	60.00	60.00	65.00	60.00
BUS FARE MIN (WITHIN CITY)	TICKET	20.00	0.00	0.00	0.00	0.00	0.00
BUS FARE MAX (WITHIN CITY)	TICKET	20.00	0.00	0.00	0.00	0.00	0.00
BUS FARE OUTSIDE CITY	P/KM.	2.00	2.00	2.00	1.00	1.30	1.60
A/C BUS FARE OUTSIDE CITY	P/KM.	2.50	2.50	2.50	2.00	1.30	2.50
MINIBUS FARE MIN.WITH IN CITY	TICKET	20.00	0.00	35.00	0.00	0.00	0.00
MINIBUS FARE MAX.WITH IN CITY	TICKET	20.00	0.00	0.00	0.00	0.00	0.00
SUZUKI FARE MIN.WITH IN CITY	TICKET	0.00	10.00	30.00	0.00	15.00	0.00
SUZUKI FARE MAXIMUM W.IN CITY	TICKET	0.00	50.00	50.00	0.00	30.00	0.00
AIR FARE ECONOMY CLASS.	P/KM.	14.56	14.56	14.56	0.00	14.56	0.00
POSTAL ENVELOPE DOMESTIC	EACH	8.00	8.00	8.00	8.00	10.00	8.00
ENVELOPE FOR SAUDI ARABIA	EACH	50.00	50.00	50.00	50.00	50.00	50.00
POSTAL REGISTRATION CHARGES	EACH	35.00	38.00	38.00	38.00	38.00	38.00
U.M.S. REG CHARGES MIN.	EACH	59.00	60.00	60.00	59.00	59.00	60.00
T.C.S. CH. MIN.WITH IN ZONE	EACH	200.00	200.00	200.00	200.00	200.00	200.00
TELEPHONE CHARGES LOCAL CALL	P/CALL	4.65	4.65	4.65	4.65	4.65	4.65
TEL CHARGES OUT SIDE CITY	P/CALL	4.65	4.65	4.65	4.65	4.65	4.65
INTERNET CHARGES	P/HOUR	25.00	30.00	30.00	50.00	50.00	30.00
MOBILE CELL CHARGES	P/UNIT	3.00	3.00	3.00	3.20	4.00	3.00
FAX CHARGES (LOCAL)	P/PAGE	15.00	30.00	30.00	20.00	20.00	15.00
TELEPHONE SET AV. QLTY	EACH	600.00	1200.00	1100.00	1562.50	2500.00	850.00
MOBILE SET NOKIA/SONY/ERICSON/SAMSUNG WITHOUT CAMERA	EACH	3000.00	2350.00	2100.00	2775.00	2650.00	3750.00
T.V. 20" COLORED WEGA H-A21.	EACH	18000.00	12000.00	12000.00	18000.00	17500.00	20000.00
T.V 20" COLOR CHINA/KORIA)	EACH	13000.00	7000.00	8000.00	12000.00	8500.00	16500.00
V.C.P. PANASONIC/LG/NAT	EACH	6900.00	4500.00	0.00	6000.00	0.00	6500.00
DVD/VCD PLAYER PANASONIC/LG	EACH	5200.00	3500.00	0.00	4800.00	4800.00	4750.00
RADIO WITH C.PLAYER NATIONAL	EACH	2000.00	1750.00	2375.00	2000.00	1900.00	2000.00
PERSONNEL COMPUTER (BRANDED)	EACH	42000.00	28000.00	28000.00	32333.33	32333.33	28000.00
VID. CASSETTE BLK. TDK/SONY	EACH	155.00	150.00	150.00	150.00	0.00	0.00
COM. C.D. (TDK/IMATION)	EACH	72.50	50.00	50.00	50.00	50.00	60.00
TAPE RECORDER CASSETTE BLANK	EACH	40.00	45.00	50.00	35.00	45.00	30.00
VIDEO GAME SEGA 16 BYTE	EACH	1200.00	1100.00	1100.00	1250.00	1250.00	0.00
CINEMA A/C. HIGH CLASS	TICKET	0.00	0.00	0.00	0.00	0.00	0.00
CINEMA NON-A/C HIGH CLASS	TICKET	150.00	0.00	0.00	20.00	0.00	0.00
CABLE CHARGES	P/MONTH	400.00	350.00	350.00	300.00	300.00	300.00
TV.LICENCE FEE DOMESTIC	YEARLY	420.00	420.00	420.00	420.00	420.00	420.00
ENGLISH BOOK CLASS V1	EACH	60.00	72.00	72.00	60.00	60.00	59.00
ENGLISH BOOK CLASS IX OR X	EACH	119.00	112.00	112.00	112.00	112.00	112.00
ENG. BOOK IST.YR COMPLETE SET	EACH	98.00	98.00	98.00	98.00	98.00	98.00
ENGLISH BOOK BA/B.SC	EACH	145.00	145.00	145.00	145.00	175.00	145.00
URDU BOOK CLASS V (T.B.BORD)	EACH	75.00	75.00	75.00	75.00	75.00	75.00
URDU BOOK CLASS IX/X(T.B.B)	EACH	131.00	131.00	131.00	131.00	131.00	131.00
URDU BOOK IST.YEAR/INTER	EACH	112.00	112.00	112.00	112.00	112.00	112.00
URDU BOOK BA/B.SC	EACH	175.00	175.00	175.00	175.00	175.00	175.00
MATHS BOOK CALSS V (T.B.B)	EACH	108.00	122.00	122.50	108.00	108.00	90.00
MATHS BOOK CLASS IX OR X	EACH	157.00	147.00	147.00	157.00	157.00	136.00
MATHS BOOK IST.YEAR (T.B.B)	EACH	138.00	138.00	138.00	138.00	138.00	138.00
PAKISTAN STUDIES BOOK BA/B.SC	EACH	375.00	375.00	375.00	375.00	375.00	375.00
DAILY "DAWN"	P/COPY	25.00	25.00	25.00	25.00	25.00	25.00
DAILY "JANG"	P/COPY	20.00	20.00	20.00	20.00	20.00	20.00
DAILY "NAWA-E-WAQT"	P/COPY	20.00	20.00	20.00	20.00	20.00	20.00
WEEKLY "AKHBAR-E-JAHAN"	P/COPY	70.00	70.00	70.00	70.00	70.00	70.00
WEEKLY "MAG"	P/COPY	50.00	50.00	50.00	50.00	50.00	50.00
MONTHLY "NAUNEHAL DIGEST"	P/COPY	35.00	40.00	40.00	35.00	35.00	40.00
PAPER FOOLSCAPE (27"x17")	QUIRE	27.50	30.00	30.00	35.00	50.00	42.50
EXERCISE.BOOK LINED 80/100 PGS	EACH	37.50	60.00	65.00	60.00	60.00	50.00
PENCILGOLDFISH/DEER	EACH	10.00	8.00	10.00	7.00	10.00	8.00
PEN INK DOLLOR 57 ML BOTTLE	EACH	25.00	30.00	28.00	30.00	20.00	30.00

Contd.

### 7.11 Intercity Consumer Prices April, 2019

Description	Unit	Quetta	Turbat	Gawadar	Loralai	Khuzdar	D.M. Jamali
PHOTOSTATE PAPER 70 GM	PRT	510.00	575.00	570.00	515.00	450.00	470.00
BALL PEN (local)	EACH	10.00	10.00	10.00	10.00	10.00	8.50
FOUNTAIN PEN HERO/WINGS/CHINA	EACH	60.00	50.00	50.00	50.00	50.00	37.50
PRIVATE SCHOOL FEE ENGLISH MEDIUM AVERAGE STANDARD (CLASS I)	P/MONTH	750.00	800.00	1075.00	800.00	562.50	675.00
PRIVATE SCHOOL FEE ENGLISH MEDIUM AVERAGE STANDARD (CLASS V)	P/MONTH	1300.00	1200.00	1200.00	1225.00	550.00	800.00
PRIVATE SCHOOL FEE ENGLISH MEDIUM AVERAGE STANDARD (CLASS VI)	P/MONTH	1400.00	1450.00	1450.00	1250.00	750.00	950.00
PRIVATE SCHOOL FEE ENGLISH MEDIUM AVERAGE STANDARD (CLASS X)	P/MONTH	2000.00	1900.00	1900.00	1500.00	1250.00	1200.00
PRIVATE MEDICL COLLEGE FEE MBBS (1ST YEAR)	P/MONTH	68500.00	0.00	0.00	0.00	29166.66	0.00
PRIVATE ENGINEERING COLLEGE FEE (ISTR YEAR)	P/MONTH	20280.00	0.00	0.00	0.00	3380.00	0.00
GOVT. COLLEGE FEE IST. YEAR	MONTH	60.00	60.00	60.00	60.00	60.00	60.00
GOVT. COLLEGE FEE 4TH. YEAR	MONTH	80.00	80.00	80.00	80.00	80.00	80.00
GOVT. UNIVERSITY FEE MSC.	MONTH	350.00	3016.00	350.00	933.33	350.00	350.00
GOVT. MED. COLLEGE FEE MBBS	MONTH	950.00	0.00	0.00	0.00	1500.00	0.00
GOVT. ENGG. COLL. FEE I YEAR	MONTH	2500.00	0.00	3850.00	0.00	2100.00	850.00
COACHING FEE FOR CLASS IX/X	P/MONTH	1000.00	1500.00	1500.00	500.00	500.00	1200.00
COACHING CHARGES FOR CLASS 1ST YEAR/INTER (SCIENCE)	P/MONTH	1200.00	0.00	2000.00	0.00	0.00	1500.00
COACHING CHARGES FOR CLASS 1ST YEAR/INTER (COMMERCE)	P/MONTH	1200.00	0.00	2500.00	0.00	0.00	1500.00
I.T. TUITION FEES	P/MONTH	1500.00	0.00	920.00	750.00	3216.67	0.00
MBA TUITION FEES	P/MONTH	4500.00	0.00	0.00	833.33	3038.33	0.00
BREAD TANDOORI ST. SIZE	EACH	10.00	10.00	10.00	10.00	20.00	10.00
COOKED MUTTON (AV. HOTEL)	PLATE	160.00	175.00	225.00	440.00	290.00	185.00
COOKED BEEF (AV. HOTEL)	PLATE	90.00	130.00	200.00	150.00	187.50	130.00
COOKED DAL (AV. HOTEL)	PLATE	75.00	110.00	135.00	100.00	90.00	80.00
CHICKEN BIRYANI FULL/DOUBLE	PLATE	175.00	160.00	200.00	150.00	140.00	150.00
TEA PREPARED (ORDINARY)	CUP	21.00	20.00	20.00	27.50	20.00	27.50
HAIRCUT CHARGES FOR MEN	P/CUT	100.00	125.00	125.00	80.00	80.00	75.00
BEAUTY PORL HAIR STYL CHARGE	P/STY.	350.00	350.00	400.00	250.00	250.00	225.00
SHAVING CHARGES	PER SHV	70.00	50.00	50.00	60.00	60.00	45.00
LIPSTICK S.MISS/MEDORA	EACH	120.00	110.00	110.00	110.00	100.00	105.00
NAIL POLISH S.MISS/MEDORA	EACH	115.00	100.00	100.00	110.00	100.00	80.00
PERFUME MED.SIZE MEDORA/BROACH	EACH	220.00	220.00	220.00	220.00	220.00	220.00
HAIR-OIL AMLA/CHAMBELI	BOTTLE	130.00	120.00	140.00	130.00	130.00	120.00
TOILET SOAP LUX 95 GRAMS	EACH	45.00	35.00	40.00	50.00	50.00	52.00
TOILET SOAP LIFEBOUY 140 GRM	EACH	50.00	50.00	50.00	50.00	50.00	50.00
TOILET SOAP SAFEGUARD BATH SIZE	EACH	60.00	50.00	50.00	58.00	50.00	55.00
TOOTHPASTE MACKLINES 70 GRM	EACH	50.00	50.00	50.00	50.00	50.00	50.00
TOOTHPAST MED SIZE CLGATE 70 GMS	EACH	75.00	75.00	85.00	85.00	80.00	75.00
TOOTHBRUSH SHEILD A/PLAQUE	EACH	55.00	50.00	50.00	60.00	50.00	47.50
TOOTHPOWDER DENTONIC 90 GRM	EACH	45.00	45.00	50.00	30.00	35.00	30.00
HAIR-COLOUR BEGIN (6 GMS)	EACH	130.00	120.00	120.00	110.00	100.00	130.00
HAIR COLOUR (KALAKOLA)	BOTTLE	130.00	120.00	120.00	120.00	130.00	150.00
FACECREAM PONDS (MEDIUM)	EACH	130.00	125.00	130.00	120.00	140.00	130.00
TALC POWDER VICE ROAY,B.CAT	EACH	165.00	130.00	115.00	140.00	170.00	150.00
BLADE TREET ORDINARY 10'S	PKT.	50.00	45.00	45.00	50.00	50.00	45.00
BLADE 7-O-CLOCK STAIN. 5'S	PKT.	50.00	40.00	35.00	50.00	60.00	35.00
SHAMPOO SUNSILK/PAINTIN 100 ML	BOTTLE	110.00	110.00	110.00	110.00	120.00	100.00
BEAUTY CREAM (FAIR & LOVELY)	EACH	230.00	100.00	180.00	75.00	150.00	230.00
HAIR REMOVING CREAM (EU-CREAM)	TUBE	75.00	95.00	85.00	80.00	80.00	65.00
GEL MEDIUM SIZE	BOTTLE	80.00	80.00	80.00	120.00	150.00	160.00
DISPOSABLE RAZOR GILLET-II	EACH	50.00	50.00	50.00	60.00	50.00	50.00
SHAVING CREAM TOUCH-ME/ADM.	EACH	80.00	70.00	60.00	60.00	70.00	80.00
GOLD TEZABI 24 CT	10 GM.	60742.00	59500.00	59000.00	59660.00	59000.00	62585.00
SILVER TEZABI 24 CT	10 GM.	772.00	1200.00	1200.00	800.00	1000.00	780.00
ARTIFICIAL JEWELLARY SET	SET	900.00	1150.00	1100.00	450.00	500.00	650.00
WRIST WATCH GENTS CITIZEN (ORIGINAL) ***	EACH	2550.00	2550.00	2500.00	2550.00	0.00	2500.00
WRIST WATCH LADIES CITIZEN (ORIGINAL) ***	EACH	2550.00	2500.00	2600.00	2500.00	2500.00	2500.00
WALL CLOCK QUARTZ AV.QLTY	EACH	475.00	450.00	450.00	650.00	637.50	600.00
SUITCASE REXIN (24"x16"x6")	EACH	1500.00	1250.00	1200.00	1433.33	2400.00	1000.00
TRUNK MEDIUM SIZE ***	EACH	1100.00	775.00	3000.00	966.67	2500.00	1200.00
PURSE LADIES (LEATHER) AVERAGE QUALITY	EACH	1000.00	500.00	425.00	566.67	575.00	575.00

### 7.11 Intercity Consumer Price April, 2019

Value in Rupees

Description	Unit	Average	% Change
<b>FOOD &amp; NON-ALCOHOLIC BEVERAGES</b>			
WHEAT	10 KG.	352.97	2.01
WHEAT FLOUR FINE/SUPERIOR.	KG.	44.17	0.82
WHEAT FLOUR AVG. QLTY	KG.	39.66	0.63
WHEAT FLOUR BAG	10 KG.	391.08	0.98
MAIDA	KG.	52.7	0.21
SUJI	KG.	54.49	0.90
BESAN AV. QLTY.	KG.	128.9	0.45
RICE BASMATI SUP. QLTY.	KG.	148.59	-0.53
RICE BASMATI 385/386	KG.	94.85	-0.36
RICE BASMATI BROKEN AV.QLTY	KG.	77.98	-1.14
RICE IRRI-6 (SINDH/PUNJAB)	KG.	55.87	-0.77
VERMICELLI	KG.	88.31	-0.01
BREAD PLAIN MEDIUM SIZE	EACH	44.54	-0.27
RUSK (PAPAY)	KG.	206.8	0.00
BISCUITS-PACKED	PKT	38.94	0.00
BISCUIT-BAKERY (LOOSE)	250 GM	87.68	-0.21
CORNFLAKS FAUJI 225 GM.	PKT	198.65	-0.25
SAMOSA (VEGATABLE)	EACH	14.01	0.00
PASTRY AV.QLTY.	EACH	29.98	-0.20
PATTIES (VEGATABLES)	EACH	24.36	0.00
NIMCO	250 GM	72.26	0.00
CHIPS	250 GM	76.18	0.00
BEEF WITH BONE AV.QLTY.	KG	388.95	-1.28
MUTTON AV.QLTY.	KG	805.71	-0.86
CHICKEN FARM BROILER (LIVE)	KG	191.45	-9.01
FISH-RAHU MEDIUM SIZE	KG	323.9	-1.86
MILK FRESH (UNBOILED)	LTR.	87.71	-0.64
CURD	KG.	102.42	-0.40
MILK TETRA PACK 1/2 LTR.	PKT.	65.74	0.00
LACTOGEN 400 GRAMS	PKT.	498.32	-0.68
POWDER MILK NIDO 400GM.	PKT	409.1	-0.02
MILK POWDER LOOSE/PACKED	KG.	509.7	-0.03
BUTTER LOCAL PACKED	50 GM.	35.84	-1.45
EGGS FARM	DOZ	84.74	24.82
MUSTARD OIL AV.QLTY.	KG.	198.43	-1.19
COOKING OIL (DALDA)	2.5LTR	516.95	-2.19
COOKING OIL (PAKWAN) OTHER BRAND SPECIFY	2.5 LTR	456.16	-1.35
VEGETABLE GHEE TIN	2.5KG.	497.36	-1.82
VEGETABLE GHEE (LOOSE)	KG.	166.32	-0.76
DATES AV.QLTY.	KG.	190.03	-0.90
PISTACHIO AV.QLTY.	50 GM.	138	-1.11
ALMONDS WHOLE AV.QLTY.	KG.	771.4	1.40
COCONUT DRY AV.QLTY.	KG.	412.06	2.08
RAISINS AV.QLTY.	50 GM.	26.49	0.68
GROUNDNUTS (WITH SHELL)	KG.	230.19	1.07
MALTA/MOSAMBI	DOZ	177.69	-18.31
KINNU	DOZ	199.28	-33.29
APPLE	KG	158.63	-11.28
ALOO BUKHARA	KG	0	
POMEGRANATE (ANNAR)	KG	0	
GRAPES	KG	0	
BANANAS	DOZ	88.18	-9.27
MANGO KALMI	KG	0	
GUAVA	KG	85.53	-1.24
WATERMELON (TURBOOZ)	KG	73.22	-100.00

Contd.

### 7.11 Intercity Consumer Price April, 2019

Description	Unit	Value in Rupees	
		Average	% Change
MUSKMELON (KHARBOOZA)	KG	75.06	-100.00
SWEETMELON (GARMA)	KG	0	
PULSE MASOOR (WHOLE)	KG.	109.9	-0.76
PULSE MASOOR (WASHED)	KG.	117.42	-0.42
PULSE MOONG (WASHED)	KG.	144.58	-2.60
PULSE MASH (WASHED)	KG.	153.7	0.37
PULSE GRAM	KG.	126.5	0.91
GRAM WHOLE BLACK AV.QLTY.	KG.	121.16	0.84
GRAM WHOLE YELLOW AV.QLTY	KG.	159.66	1.52
BEANS (LAL LOBIA)	KG.	160.7	0.54
POTATOES	KG	20.93	-5.73
ONION	KG	40.24	-4.65
TURNIP	KG	0	
RADISH	KG	0	
TOMATOES	KG	71.55	70.71
CABBAGE	KG	44.86	-18.81
CAULIFLOWER	KG	53.06	-14.36
BRINJAL	KG	0	
PUMPKIN	KG	0	
BOTTLEGOURD	KG	69.48	-100.00
LADY FINGER	KG	0	
PEAS	KG	67.69	-8.80
SPINACH	KG	27.53	-10.72
TINDA	KG	120.86	-100.00
TURAI	KG	0	
KARAILA	KG	0	
ARVI	KG	0	
CHILLIES GREEN	KG	99.55	142.67
CARROT	KG	45.9	-35.10
COCUMBER (KHEERA)	KG	47.05	10.31
LEMON	250GM	43.39	-15.79
SUGAR REFINED	KG.	65.24	-6.33
GUR AV.QLTY	KG.	90.8	-2.89
HONEY LANGANESE 500 GM.	BOTTLE	1028.93	-1.51
MILO 200 GM.	BOTTLE	262.62	-0.82
CUSTARD POWDER RAFHAN 300 GM.	PKT	83.85	-0.74
TOFFEE (HILAL)	EACH	1.53	0.00
CHOWKELATE CANDY (SMALL SIZE)	EACH	5.4	0.00
SWEETMEAT (MIXED)	KG	364.25	-0.41
ICE CREAM WALLS	CUP.	46.91	-0.28
ICE	KG	11.45	-0.26
JAM AHMED/MITCHELLES	BOTTLE	147.42	-0.34
SQUASH-MITCHELLES	BOTTLE	174.88	-0.29
ROOH AFZA	BOTTLE	196.33	-2.21
JAM-E-SHIREEN	BOTTLE	204.54	-2.75
SAUNF	50 GM	19.94	1.91
CINAMON LOOSE AV. QLTY	50 GM.	33.07	-0.39
CUMINSEED WHITE NATIONAL	50 GM.	69.94	0.00
PEPPER BLACK NATIONAL	50 GM.	109.63	0.00
CLOVES LOOSE AV.QLTY	50 GM.	95.91	0.30
CARDAMOM LARGE LOOSE AV.QLTY	50 GM.	129.58	0.49
CARDAMOM SMALL AV.QLTY	50 GM.	166.12	-5.07
SALT-POWDERED (LAHORI) LOOSE	KG.	12.51	0.00
SALT POWDERED (NATIONAL/SHAN)	PKT	29.73	0.00
CHILLIES POWD.NATIONAL 200GM	PKT	143.25	-2.79
CHILLIES POWDER LOOS	KG.	340.76	-1.17
CORRIANDER SEED POWD.NATIONAL	PKT	117.77	-0.87

Contd.

### 7.11 Intercity Consumer Price April, 2019

			Value in Rupees
Description	Unit	Average	% Change
CORRIANDER SEED (LOOSE)	KG.	248.35	-0.83
TURMERIC POWD.NATIONAL 50GM	PKT.	41.05	-0.41
CURRY POWD. NATIONAL 200 GM	PKT.	88.21	0.00
TOMATO KETCHUP AHMED/MITCHL	BOTTLE	107.4	-1.09
PICKLES AHMED/MITCHELLES	BOTTLE	127.5	-1.21
VINEGAR SYNTHETIC (SIRKA)	BOTTLE	87.96	-0.72
GARLIC	KG	193.17	-8.50
GINGER	KG	212.24	-5.85
TAPAL DANEDAR TEA 200GM PACKET	PKT	197.47	-0.07
TEA LIPTON YELLOW LABEL 200GM.	PKT.	216.39	-0.42
TEA LOOSE KENYA AV.QLTY 250GM.	PKT.	175.77	-0.46
COFFEE-NESCAFE 75 GM. **	BOTTLE	374.63	-0.47
COLD DRINK (STANDARD SIZ)	BOTTLE	25.9	-0.97
FRUIT JUICE TETRA PACK	PKT.	20.75	-0.29
MINERAL WATER NESTLE 1.5 LTR	BOTTLE	53.19	0.00
ALCOHOLIC BEVERAGES & TOBACCO			
CIGARETTES K-2 10'S **	PKT	58.72	0.00
CIGARETTES CAPSTAN 10'S **	PKT	62.88	0.00
CIGARETTES GOLD LEAF 20'S	PKT	151.88	0.00
CIGARETTES MORVEN GOLD 20'S	PKT	62.14	-0.40
BETEL LEAVES	50GM.	110.18	-5.18
BETEL NUTS	KG.	1334.46	-0.05
CLOTHING & FOOTWEAR			
LONG CLOTH 57" GUL AHMED/AL-KARAM	METER	279.65	-2.36
SHIRTING AV.QLTY.	METER	211.92	-1.74
PANT CLOTH W & WEAR AV.QLTY	METER	447.08	-0.56
LAWN PRINTED GUL AHMED/AL-KARAM	METER	325.24	-1.31
GEORGETTE AV.QLTY	METER	155.64	-1.37
LINEN AV.QLTY ***	METER	169.01	-0.74
HEAVY WT SUITING LAWERNCPUR AVG QLTY	METER	1642.41	-0.61
HEAVY WT SUITING LAWERNCPUR SUP QLTY	METER	2125.42	-0.18
TROPICAL SUITING LAW.PUR	METER	1362.71	0.00
PANT BOY 24"/26" LENGTH.	EACH	589.22	-0.75
SHIRT BOY 24"/26" LENGTH	EACH	485.95	-1.03
SCHOOL UNI. PANT,SHIRT BOYS	SUIT	832.37	-0.78
SCHOOL UNI. KAMEEZ,SHAL.BOYS	SUIT	766.39	-0.83
SCHOOL UNI. KAMEEZ,SHAL.GIRL	SUIT	804.9	-0.48
FROCK W/WEAR GIRLS	EACH	1387.07	-0.50
AWAMI-SUIT W & W(BOY) 24"/26	SUIT	1164.49	-0.72
AWAMI-SUIT W&W (GENTS)AV.QLTY	SUIT	1483.14	-0.72
PULLOVER GENTS OXFORD/BON.	EACH	3370.81	0.00
PULLOVER LADIES OXFORD/BON.	EACH	3143.5	0.00
PULLOVER (GENTS) OTHERS A.QTY	EACH	1131.72	0.00
SECOND-HAND COAT FOR MEN	EACH	494.96	0.00
SECONDHAND SWEETER FOR MEN DUP QLTY	EACH	362.11	0.00
SECONDHAND WINTER JACKET	EACH	479.91	0.00
UNDERWEAR AV.QLTY MEDIUM SIZE	EACH	152.72	-0.46
VEST FOR MEN AV.QLTY.	EACH	154.65	-1.13
VEST/SHAMEEZ (WOMEN) AVG. QLTY	EACH	183.77	-0.85
SOCKS NYLON (PAKISTANI)	PAIR	95.94	-0.91
BRASSIER AV.QLTY.	EACH	193.12	-0.06
BRASSIER SUP QLTY	EACH	443.43	-0.71
DOPATTA GEORGETTE AV.QLTY.	EACH	329.36	-0.65
DOPATTA COTTON AV GLTY	EACH	273.7	-1.87
CHADDAR (W/WEAR) (2x2.5 MTR)	EACH	525.04	-0.14
LUNGI/DHOTI(COTTON) AVG. QLTY	EACH	343.09	-0.55
HANDKERCHIEF AVG. QLTY PAK	EACH	47.74	-0.69

Contd.

### 7.11 Intercity Consumer Price April, 2019

Value in Rupees

Description	Unit	Average	% Change
HANDKERCHIEF SUP. QLTY PAK	EACH	79.97	-2.54
GLOVES AV QLTY	PAIR	125.16	-0.10
AZARBAND COTTON AVG. QLTY	EACH	21.04	0.00
SEWING THREAD/REEL(ASLI PARI)	EACH	7.37	0.00
WASHING CHARGES PAINT & SHIRT	SUIT	116.76	-0.43
DRY CLEANING SUIT COAT PANT	SUIT	400.78	-0.31
WASHING CH. (KAMIZ-SHALWAR)	PAIR	85.81	-0.58
TAILORING SHIRT	EACH	479.97	0.00
TAILORING CHARGES PANT (MEN)	EACH	797.89	0.00
TAILORING COAT-PANT SUIT	SUIT	4497.85	-0.42
TAILORING AWAMI-SUIT (MALE)	SUIT	678.67	-0.05
TAILORING SUIT FEMALE	SUIT	585.55	0.00
GENTS SHOES PAUL BATA	PAIR	1204	0.00
GENTS SANDAL BATA	PAIR	699	0.00
GENTS SPOUNG CHAPPAL BATA	PAIR	199	0.00
LADIES SANDAL BATA	PAIR	599	0.00
LADIES SPOUNG CHAPPAL BATA	PAIR	199	0.00
CHILD SHOE POWER LITE BATA	PAIR	699	0.00
GENTS SHOE, ART 1109 SERVICE	PAIR	999	0.00
NYLON JOGGER 27 SIZE 2-5 ***	PAIR	1399	0.00
CHINA FOOT WEAR AV. QLTY (MALE) *	PAIR	788.51	0.00
CHINA FOOT WEAR AV. QLTY (FEMALE) *	PAIR	594.98	-0.02
CHINA FOOT WEAR AV. QLTY (CHILDREN) *	PAIR	502.58	-0.10
SHOE REPAIR HALF SOLE	PAIR	117.94	0.00
SHOES POLISH CHARGES AVERAGE SHOP	PAIR	23.42	0.00
HOUSING, WATER, ELECT,GAS & OTH FUEL			
HOUSE RENT (combined)	MONTH	8178.4	-1.11
rent 2	pm	8177.95	-1.10
RENT3	PM	8178.4	-1.11
RENT4	PM	8178.4	-1.11
RENT5	PM	8178.4	-1.11
RENT6	PM	8193.08	-1.28
SYNTHETIC ENEMAL ROBIALAC BALTI 3.64 LTR.	EACH	2294.34	-0.48
SYNTHETIC ENEMAL ICI BALTI 3.64 LTR.	EACH	2435.35	-0.64
CEMENT (LOCAL) SPECIFY BRAND NAME	BAG	594.77	1.02
BRICKS (NEW) IST CLASS	P/1000	7803.71	-1.10
CEMENT BLOCKS (6"x8"x12")	P/100	3192.2	0.52
BAJREE	100CFT	4418.83	0.09
SAND (BLACK PIT SAND)	K100CFT	2452.52	-0.10
TIMBER SHESHAM LOG IST QUALITY	cubmt.	65982.71	-1.80
IRON BAR (M.S. BAR) 1/2"	P/TON	97620.67	-3.52
CARPANTER WAGE RATE	P/DAY	1063.03	-0.35
MASON (RAJ) WAGE RATE	P/DAY	1163.85	-0.48
UNSKILLED LABOUR WAGE RATE	P/DAY	650.5	-0.29
PLUMBER WAGE RSTE	P/DAY	1061.37	-0.24
ELECTICIAN WAGE RATE PER DAY **	P/DAY	955.21	0.00
ELECTICIAN WAGE RATE PER POINT **	P/PNT	143.54	-0.17
WATER CHARGES PER HOUSE	P/MONTH	150.14	0.00
ELECT.CHARGES UPTO 50 UNITS	P/UNIT	2	0.00
ELECT.CHARGES 01 - 100 UNIT	P/UNIT	6.22	0.00
ELECT.CHARGES 101 - 300 UNIT	P/UNIT	9.59	0.00
ELECT.CHARGES 301 - 1000 UNIT	P/UNIT	18.03	0.00
ELECT.CHARGES ABOVE 1000 UNIT	P/UNIT	21.13	0.00
ELEC	PM	11.39	0.00
GAS CHRg upto 3.3719 MMBTU	MMBTU	145.08	0.00
GAS CHRg 3.3719 - 6.7438 MMBTU	MMBTU	308.88	0.00
GAS CHRg 6.7438 - 10.1157 MMBTU	MMBTU	321.75	0.00

Contd.



### 7.11 Intercity Consumer Price April, 2019

			Value in Rupees	
Description	Unit	Average	% Change	
GAS CHR10.1157 - 13.4876 MMBUT	MMBTU	1310.4	0.00	
GAS	PM	1708.2	0.00	
GAS	PM	758.86	0.00	
KEROSENE OIL	LTR	122.4	-2.31	
FIREWOOD WHOLE	40 KG.	573.79	-0.27	
FURNISHING HOUSE HOLD EQUIPMENTS				
CHAIR SHESHAM WOOD WITH ARMS **	EACH	2729.41	-3.43	
CHAIR PLASTIC (CHAIRMAN) AVERAGE QUALITY	EACH	912.95	-0.89	
TABLE SHESHAM WOOD (4X2X5") ***	EACH	6810.22	-0.95	
SOFASET WOODEN WITH FOAM SEAT **	SET	20548.56	-0.79	
COT IRON (WITH NIWAR)AV.QLTY.	EACH	2523.05	-0.52	
ALMIRAH (STEEL) 6'X3' 20 GUAGE	EACH	11376.31	-0.53	
DINNING TABLE 6 CHAIRS A.QLTY	SET	25542.49	-1.23	
SINGLE BED WITHOUT FOAM MED.	EACH	7802.49	-0.59	
MATRESS SINGLE(4"THICK)	EACH	5822.86	0.00	
FARSHI DARI 12'X9' AV.QLTY	EACH	1442.39	-0.63	
DARI COTTON (6'x2 1/2') AV.QL	EACH	667.52	-0.28	
CARPET PLAIN AV. QLTY	SQFT.	46.76	-0.26	
QUILT (LIHAF) 3 KG. COTTON	EACH	1085.46	0.00	
BLANKET (90" x 54")	EACH	4031.67	0.00	
BEDSHEET SINGLE BED SUP.QLTY	EACH	752.92	-0.69	
BED SHEET DOUBLE WITH TWO PILLOW COVERS SUP QLTY	SET	1425.45	-0.75	
TOWEL(3'x2') AV. QALTY	EACH	306.04	-0.18	
CEILING FAN 48" SUPER QLTY **	EACH	3595.56	-1.71	
PEDESTAL FAN 22" SUPER QLTY	EACH	4810.39	-2.39	
REFG. DAWLENCE 10 CFT. D.DOOR	EACH	35339.58	-1.93	
D-FREEZER WAVES 8 CFT.	EACH	33153.82	-1.30	
AIRCONDITIONER 1.5 TON PEL	EACH	43410	0.00	
SPLIT AIR CONDITIONER 1.5 TON (SPECIFY BRAND NAME)	EACH	50307.98	-1.95	
AIRCOOLER SUPER ASIA	EACH	14083.4	-3.76	
WASHING MACHINE SINGER	EACH	16462.92	-1.04	
SEWING MACHINE(SINGER)	EACH	8025.24	-1.78	
GIZER LARGE SIZE 30 GALLON CAPACITY SUP QLTY	EACH	21005.31	0.00	
GAS BURNER DOUBLE SPFY.BRAND	EACH	2150.16	0.00	
ELECT. IRON PHILIPS MDL.1120	EACH	2368.75	-2.22	
ELECTRIC JUICER FOR APPLE	EACH	6072.18	-1.73	
S.STEEL DEGHCHI MEDIUM SIZE ***	EACH	742.55	-0.07	
ALUMINIUM COOKING PAN (DEGCHI ) MED SIZE	EACH	752.58	-0.39	
NON STICK COOKING PAN (DEGCHI ) SUP. QLTY	EACH	1201.24	-0.17	
FRYING PAN STEEL AVG. QLTY MED. SIZE	EACH	498.89	-0.20	
TAWA IORN (MEDIUM SIZE) AVG. QLTY	EACH	373.06	1.35	
S.STEEL PLATE A.QLTY.(M.SIZE)	EACH	86.99	-0.29	
TABLE SPOON S.STEEL SUP.QLTY.	DOZEN	465.95	-0.43	
WATER SET JUG+6 GLASSES (OMROC)	SET	633.88	-1.39	
TEA SET PAK. CHINAWARE 21 PCS.	SET	2461.78	-0.70	
DINNER SET PLASTIC 72 PIECES SUPERIOR QLTY	SET	6306.08	-0.44	
HOTPOT SET PLASTIC 3 PCS.	SET	1633.52	-0.70	
BUCKET(BALTI) PLASTIC MED.SIZ	EACH	387.03	-2.06	
LOTA PLASTIC (MED SIZE) AVERAGE QUALITY	EACH	66.85	-1.82	
PRESURE COOKER 4 LTR.	EACH	1732.15	-1.23	
WATER COOLER 9/10 LTR.PLASTIC ***	EACH	741.93	-1.60	
THERMOS STARVAC 1 LTR	EACH	643.45	-0.58	
BULB PHILIPS 100-WATTS	EACH	37.86	-0.50	
TUBE LIGHT PHILIPS 40 WATTS	EACH	137.05	-0.96	
ELECTRIC BLUBS "0" WATTE LOCAL	EACH	24.91	0.00	
ELECTRIC BLUB ENERGY SAVER 14 WATTS	EACH	175.06	-0.43	
WASHING SOAP 250 GMS SPECIFY BRAND NAME	EACH	37.77	-1.54	

Contd.

### 7.11 Intercity Consumer Price April, 2019

			Value in Rupees
Description	Unit	Average	% Change
SURF EXCEL 400 GMS POLY BAG	EACH	136.76	-0.24
WASHING POWDER 1000 GRM	EACH	193.11	-1.67
WASHING POWDER (WHEEL/ BONUS) 100 GRAMS	EACH	100.39	-0.05
CLEANSER POWDER VIM 1000 GM	PKT.	86.6	-0.61
FINIS 500 ML	BOTTLE	216.09	-0.58
PHNYLE TYPHONE/FINIS/CARRANITE 3 LITRES	BOTTLE	165.93	0.00
HARPIC	BOTTLE	186.44	-0.34
BOOT POLISH CHERRY/KIWI 50ML	EACH	140.96	-0.65
ROBIN BLUE (35 GRAMS)	PKT.	55.11	-1.14
TISSU PAPER PERFUMED 100 PCS.	PKT	129.54	-0.16
TOILET PAPER ROLL (R.PETEL)	P/ROLL	46.63	-0.54
BOOT POLISH LIQUID CHEERY BLOSSOM KIWI 75 ML	BOTTLE	161.38	-0.24
MATCH BOX SMALL	EACH	2.46	0.00
DRY CELL 1.5 VOLT(LOCAL)	EACH	27.77	-0.43
HAND STITCHING NEEDLE M.SIZE	PACKET	8.45	0.00
SEWING MACHINE NEEDLE (SINGER)	EACH	7.2	-2.36
HOUSEHOLD SERVANT FEMALE P/T	P/MNTH	2306.87	-0.81
MARRIAGE HALL WITH FURNITURE	P/HEAD	132.37	-0.94
HEALTH			
SEPTRAN TABLETS	10TAB.	20.19	-0.40
BRUFEN TABS 200-MG.	10TAB.	12.31	0.00
PANADOL TAB. EXTRA/PLAIN	10TAB.	13.54	-2.88
DISPRIN TAB.	10TAB.	14.59	-5.07
TRISIL TAB.	10 TAB	13.19	-4.32
FLAGYL TAB. 200 MG.	10TAB.	13.18	0.00
VENTOLIN TAB. 2MG.	10TAB.	10.32	0.00
DAONIL TAB. 5 MG.	10TAB.	19.39	-10.42
ENTOX TAB.	10TAB.	15.67	-0.70
RENITEC TAB. 5 MG.	10TAB.	61.11	-0.03
CAC. 1000 TAB	BOTTLE	148.28	-6.11
AMOXIL CAPSOLE 250 MG.S	10CAP.	36.71	0.00
CALCIUM SYRUP SANDOZ	BOTTLE	64.12	0.00
LEDERPLEX SYRUP	BOTTLE	52.71	0.00
SANCOS SYRUP (50 ML.)	BOTTLE	40.04	0.00
PHENERGAN SYRUP 120 ML.	BOTTLE	39.06	-4.05
CALPOL SYRUP 60 ML.	BOTTLE	39.58	0.00
HYDRYLLIN SYRUP 120 ML.	BOTTLE	69.05	0.00
POLYFAX EYE OINTMENT	TUBE	22.82	-1.05
BETNESOL EYE DROPS	BOTTLE	34.3	-0.12
EAR DROPS (CARDISPORINE) ***	BOTTLE	22.71	-0.48
BETNOVATE-N OINTMENT 5 GMS	TUBE	26.55	0.00
BURNOL CREAM 30 GRM	TUBE	55.37	0.00
VICKS VAPORUB/BALM	BOTTLE	36.2	0.00
GLYCRINE SMALL BOTTLE	BOTTLE	29.76	-1.24
JOUHAR JOSHANDA	PKT.	9.95	0.00
GALXOS-D (450 GRMS)	PKT.	154.21	0.00
GRIPE-WATER WOODWARDS	BOTTLE	61.61	-2.61
SANIPLAST ONE PUTTY	EACH	1.9	0.00
O.R.S. (NIMCOL)	PKT.	17.6	-0.11
DETTOL (MEDIUM)	BOTTLE	135.33	-3.51
COTTON BANDAGE 2" - 4"	EACH	11.47	-0.78
THERMOMETER CHINA	EACH	56.05	-4.17
DOCTOR (MBBS) CLINIC FEE	P/PAT.	232.98	-0.80
URINE TEST (DR) CHARGES	P/TEST	134.66	-0.19
BLOOD TEST (CP) CHARGES	P/TEST	317.51	-1.26
SUGAR TEST (RANDOM/FASTING BOTH) CHARGES	P/TEST	199.63	-1.25
ECG CHARGES	P/TEST	270.81	-0.92

Contd.

### 7.11 Intercity Consumer Price April, 2019

Value in Rupees			
Description	Unit	Average	% Change
X-RAY (CHEST) CHARGES	P/X-RAY	372.96	-1.05
TRANSPORT			
CAR SUZUKI 800 CC (W/O. A/C)	EACH	827075	0.00
CAR SUZUKI 1000 CC	EACH	1445125	-1.14
CAR TOYOTA 1300 CC	EACH	2230255.21	-0.89
CAR HONDA CIVIC	EACH	2961451.56	-0.51
MOTORCYCLE HONDA CD-70.	EACH	70047.5	-0.20
MOTORCYCLE YAMAHA 100CC.	EACH	79709.09	0.00
MOTOR CYCLE HERO 70 CC	EACH	46636.36	-0.16
BICYCLE WITH TYRES & TUBES	EACH	8532.26	-0.73
TYRE CAR WITH TUBE GENERAL	EACH	3515.36	-0.95
TYRE MOTOR CYCLE WITHOUT TUBE	EACH	1279.54	-0.11
TYRE CYCLE SPECIFY BRAND NAME	EACH	413.09	-0.05
TYRE CAR W/O TUBE	EACH	3287.39	-0.57
PETROL SUPER	LITRE	98.89	-6.07
HIGH SPEED DIESEL HSD	LITRE	117.43	-5.11
CNG	K.G.	93.9	-1.65
GAS CYLINDER STAND. SIZE	EACH	1310.28	3.67
MOTOR CYCLE SERVICE CHARGES	EACH	298.72	0.00
CAR SERVICE CHARGES	EACH	382.28	0.00
TYRE PUNCTURE CHARGES	EACH	78.56	0.00
CYCLE OVERHAULING CHARGES	EACH	335.59	0.00
CAR TAX FOR 800CC TO 1300CC	YEARLY	1884.55	-2.32
TRAIN FARE ECO. 1-100 KM.	P/KM.	2.05	0.00
TRAIN FARE ECO. 101-500 KM.	P/KM.	1.36	0.00
TRAIN FARE ECO. > 500 KM.	P/KM.	0.98	0.00
TRAIN FARE IST SLP. 1-100KM	P/KM.	3	0.00
TRAIN FARE IST SLP.101-500 KM	P/KM.	2.45	0.00
TRAIN FARE IST SLP. > 500 KM	P/KM.	1.57	0.00
TRAIN FARE A/C SLP. 1-100KM.	P/KM	6.2	0.00
TRAIN FARE A/C SLP.101-500KM	P/KM.	5.54	0.00
TRAIN FARE A/C SLP > 500KM.	P/KM	4.1	0.00
PLATEFORM TICKET	EACH	9.85	0.00
AUTO RICKSHAW FARES	KM/MIN	62.82	0.00
FULL TONGA CHARGES	KM/MIN	65.64	0.00
TAXI 4 SEATER FARE	KM/MIN	89.62	-0.58
BUS FARE MIN (WITHIN CITY)	TICKET	12.18	0.00
BUS FARE MAX (WITHIN CIT	TICKET	22.76	0.00
BUS FARE OUTSIDE CITY	P/KM.	1.27	0.00
A/C BUS FARE OUTSIDE CITY	P/KM.	1.98	-0.51
MINIBUS FARE MIN.WITH IN CITY	TICKET	14.64	0.00
MINIBUS FARE MAX.WITH IN CITY	TICKET	21.08	-1.19
SUZUKI FARE MIN.WITH IN CITY	TICKET	13.22	0.00
SUZUKI FARE MAXIMUM W.IN CITY	TICKET	21.94	0.00
AIR FARE ECONOMY CLASS.	P/KM.	14.56	12.71
COMMUNICATION			
POSTAL ENVELOPE DOMESTIC	EACH	8.05	0.00
ENVELOPE FOR SAUDI ARABIA	EACH	50.7	0.00
POSTAL REGISTRATION CHARGES	EACH	37.43	0.00
U.M.S. REG CHARGES MIN.	EACH	59.14	0.00
T.C.S. CH. MIN.WITH IN ZONE	EACH	200	0.00
TELEPHONE CHARGES LOCAL CALL	P/CALL	4.65	0.00
TEL CHARGES OUT SIDE CITY	P/CALL	4.65	0.00
INTERNET CHARGES	P/HOUR	34.74	0.00
MOBILE CELL CHARGES	P/UNIT	3.14	0.00
FAX CHARGES (LOCAL)	P/PAGE	20.5	0.00
TELEPHONE SET AV. QLTY	EACH	1013.68	-0.12

Contd.

### 7.11 Intercity Consumer Price April, 2019

			Value in Rupees
Description	Unit	Average	% Change
MOBILE SET NOKIA/SONY/ERICSON/SAMSUNG WITHOUT CAMERA	EACH	3045.05	0.00
RECREATION AND CULTURE			
T.V. 20" COLORED WEGA H-A21.	EACH	19861.46	0.00
T.V 20" COLOR CHINA/KORIA)	EACH	11473.33	0.00
V.C.P. PANASONIC/LG/NAT	EACH	5432.61	0.00
DVD/VCD PLAYER PANASONIC/LG	EACH	4288.43	0.00
RADIO WITH C.PLAYER NATIONAL	EACH	2361.05	0.00
PERSONNEL COMPUTER (BRANDED)	EACH	47326.69	-0.21
VID. CASSETTE BLK. TDK/SONY	EACH	144.62	0.00
COM. C.D. (TDK/IMATION)	EACH	54.2	0.00
TAPE RECORDER CASSETTE BLANK	EACH	47.25	0.00
VIDEO GAME SEGA 16 BYTE	EACH	1320.59	0.00
CINEMA A/C. HIGH CLASS	TICKET	207.92	0.00
CINEMA NON-A/C HIGH CLASS	TICKET	100.86	0.00
CABLE CHARGES	PER MONT	311.65	-0.46
TV.LICENCE FEE DOMESTIC	YEARLY	420	0.00
ENGLISH BOOK CLASS V1	EACH	75.58	-2.36
ENGLISH BOOK CLASS IX OR X	EACH	105.65	-2.86
ENG. BOOK IST.YR COMPLETE SET	EACH	94.24	0.00
ENGLISH BOOK BA/B.SC	EACH	215.13	-0.29
URDU BOOK CLASS V (T.B.BORD)	EACH	68.44	-1.46
URDU BOOK CLASS IX/X(T.B.B)	EACH	115.68	-2.62
URDU BOOK IST.YEAR/INTER	EACH	65.76	0.00
URDU BOOK BA/B.SC	EACH	169.75	0.00
MATHS BOOK CALSS V (T.B.B)	EACH	100.47	-1.22
MATHS BOOK CLASS IX OR X	EACH	209.15	-0.84
MATHS BOOK IST.YEAR (T.B.B)	EACH	150.98	-0.30
PAKISTAN STUDIES BOOK BA/B.SC	EACH	193.31	0.00
DAILY "DAWN"	P/COPY	25	-12.00
DAILY "JANG"	P/COPY	20	0.00
DAILY "NAWA-E-WAQT"	P/COPY	20	0.00
WEEKLY "AKHBAR-E-JAHAN"	P/COPY	70	-14.29
WEEKLY "MAG"	P/COPY	50	0.00
MONTHLY "NAUNEHAL DIGEST"	P/COPY	35.63	-0.36
PAPER FOOLSCAPE (27"x17")	QUIRE	43.66	-0.57
EXERCISE.BOOK LINED 80/100 PGS	EACH	55.61	-0.45
PENCILGOLDFISH/DEER	EACH	8.23	-0.85
PEN INK DOLLOR 57 ML BOTTLE	EACH	25.84	-1.47
PHOTOSTATE PAPER 70 GM	PRT	470.06	-0.59
BALL PEN (local)	EACH	8.72	-0.80
FOUNTAIN PEN HERO/WINGS/CHINA	EACH	53.49	-0.22
EDUCATION			
PRIVATE SCHOOL FEE ENGLISH MEDIUM AVERAGE STANDARD (CLASS I)	PER MONTH	1843.39	-2.88
PRIVATE SCHOOL FEE ENGLISH MEDIUM AVERAGE STANDARD (CLASS V)	PER MONTH	2009.45	-2.68
PRIVATE SCHOOL FEE ENGLISH MEDIUM AVERAGE STANDARD (CLASS VI	PER MONTH	2176.8	-2.25
PRIVATE SCHOOL FEE ENGLISH MEDIUM AVERAGE STANDARD (CLASS X)	PER MONTH	2531.6	-2.51
PRIVATE MEDICLE COLLEGE FEE MBBS (IST YEAR)	PER MONTH	58603.56	0.00
PRIVATE ENGINEERING COLLEGE FEE (ISTR YEAR)	PER MONTH	15557.12	0.00
GOVT. COLLEGE FEE IST. YEAR	MONTH	55.94	0.00
GOVT. COLLEGE FEE 4TH. YEAR	MONTH	70.69	0.00
GOVT. UNIVERSITY FEE MSC.	MONTH	1045.51	0.00
GOVT. MED. COLLEGE FEE MBBS	MONTH	2076.76	0.00
GOVT. ENGG. COLL. FEE I YEAR	MONTH	2638.69	0.00
COACHING FEE FOR CLASS IX/X	PER MONTH	1332.59	-0.19
COACHING CHARGES FOR CLASS IST YEAR/INTER (SCIENCE)	PER MONTH	2016.46	-0.13
COACHING CHARGES FOR CLASS IST YEAR/INTER (COMMERCE)	PER MONTH	1681.9	-0.32
I.T. TUITION FEES	PER MONTH	3086.2	0.00

Contd.

### 7.11 Intercity Consumer Price April, 2019

			Value in Rupees
Description	Unit	Average	% Change
MBA TUITION FEES	PER MONTH	7816.48	0.00
RESTAURANTS AND HOTELS			
BREAD TANDOORI ST. SIZE	EACH	8.28	0.00
COOKED MUTTON (AV. HOTEL)	PLATE	202.26	-1.08
COOKED BEEF (AV. HOTEL)	PLATE	115.36	-0.49
COOKED DAL (AV. HOTEL)	PLATE	66.2	-0.57
CHICKEN BIRYANI FULL/DOUBLE	PLATE	154.91	-0.37
TEA PREPARED (ORDINARY)	CUP	23.04	-1.35
MISCELLANEOUS GOODS AND SERVICES			
HAIRCUT CHARGES FOR MEN	P/CUT	91.47	-0.21
BEAUTY PORL HAIR STYL CHARGE	P/STY.	330.25	0.00
SHAVING CHARGES	PER SHV	51.59	-0.48
LIPSTICK S.MISS/MEDORA	EACH	123.88	-0.40
NAIL POLISH S.MISS/MEDORA	EACH	103.98	-0.48
PERFUME MED.SIZE MEDORA/BROACH	EACH	214.78	0.00
HAIR-OIL AMLA/CHAMBELI	BOTTLE	135.63	0.00
TOILET SOAP LUX 95 GRAMS	EACH	45.38	0.00
TOILET SOAP LIFEBOUY 140 GRM	EACH	46.87	0.00
TOILET SOAP SAFEGUARD BATH SIZE	EACH	56.96	-0.18
TOOTHPASTE MACKLINES 70 GRM	EACH	50.38	0.00
TOOTHPAST MED SIZE CLGATE 70 GMS	EACH	80.34	-1.05
TOOTHBRUSH SHEILD A/PLAUQUE	EACH	46.53	0.00
TOOTHPOWDER DENTONIC 90 GRM	EACH	40.29	0.00
HAIR-COLOUR BEGIN (6 GMS)	EACH	121.75	-0.21
HAIR COLOUR (KALAKOLA)	BOTTLE	132	-0.19
FACECREAM PONDS (MEDIUM)	EACH	130.88	0.00
TALC POWDER VICE ROAY,B.CAT	EACH	164.88	-0.69
BLADE TREET ORDINARY 10'S	PKT.	41.13	0.00
BLADE 7-O-CLOCK STAIN. 5'S	PKT.	38.01	0.00
SHAMPOO SUNSILK/PAINTIN 100 ML	BOTTLE	109.03	0.00
BEAUTY CREAM (FAIR & LOVELY)	EACH	170.85	0.00
HAIR REMOVING CREAM (EU-CREAM)	TUBE	72.88	0.00
GEL MEDIUM SIZE	BOTTLE	117.98	0.00
DISPOSABLE RAZOR GILLET-II	EACH	47.96	-0.27
SHAVING CREAM TOUCH-ME/ADM.	EACH	73.69	0.00
GOLD TEZABI 24 CT	10 GM.	60279.79	-3.36
SILVER TEZABI 24 CT	10 GM.	791.1	-0.83
ARTIFICIAL JEWELLARY SET	SET	903.76	-0.21
WRIST WATCH GENTS CITIZEN (ORIGINAL) ***	EACH	4391.11	-0.02
WRIST WATCH LADIES CITIZEN (ORIGINAL) ***	EACH	4120.27	-0.03
WALL CLOCK QUARTZ AV.QLTY	EACH	656.58	-0.10
SUITCASE REXIN (24"x16"x6")	EACH	1456.29	-0.21
TRUNK MEDIUM SIZE ***	EACH	1878.33	0.00
PURSE LADIES (LEATHER) AVERAGE QUALITY	EACH	952.84	0.00

## 8. PUBLIC FINANCE

### 8.1 Customs Revenue Receipts

(Million Rupees)

S. No.	Description	Annual				
		2013-14	2014-15	2015-16	2016-17	2017-18
1	Meat, fish and their preparations	253.87	322.60	470.73	762.62	896.4
2	Milk, butter, cheese and honey	2879.15	5371.62	4577.30	8016.49	9047.95
3	Fruits, nuts and vegetables	2368.46	2830.70	5718.73	7889.02	8148.07
4	Coffee, nuts and vegetables	3713.70	4202.54	6385.82	7350.95	8353.24
5	Oil-seeds and miscellaneous fruits	176.67	1117.13	2765.29	4961.77	7171.06
6	Vegetable plaiting materials	998.91	828.97	852.59	1002.42	2504.82
7	Animal and vegetable fats and oil	20658.72	21183.29	25910.37	24944.14	28204.82
8	Sugar and confectionery	383.73	523.17	818.76	922.40	981.11
9	Edible, preparation of cereal & vegetables	3991.29	5319.78	6788.91	8131.78	11591.22
10	Beverages, spirits and vinegars	179.36	228.65	279.05	345.93	500.63
11	Residues on waste from the food industries prepared animal fodder	141.58	2622.94	4359.11	3098.34	1462.14
12	Tobacco	213.57	136.15	164.87	181.10	357.06
13	Mineral, fuel, oils and products thereof	16760.58	24413.27	37991.81	60920.70	70649.82
14	Chemicals and chemical products	8239.32	10379.73	11883.91	12135.39	15208.16
15	Pharmaceutical products	2111.88	2507.92	3032.98	3734.25	4340.8
16	Dyes, colours, paints and varnishes	3611.13	4077.15	4838.49	5407.91	6442.8
17	Perfumery, soap and toilet preparations	4894.55	6321.37	7740.78	8878.55	13107.35
18	Albuminodal substances modified starches gulesenzymes	287.14	488.59	626.50	850.27	1204.9
19	Matches and other explosives	25.30	18.81	37.11	32.99	46.15
20	Photographic and cinematographic goods	1583.89	1823.38	2544.33	2484.43	3244.48
21	Plastic & articles thereof	11055.67	13198.11	15812.87	17041.90	21793
22	Rubber and articles thereof	2395.14	3179.46	6472.21	7999.88	11723.27
23	Leather articles and footwear	2051.86	2459.12	3303.33	4484.34	6691.32
24	Wood & articles of wood wood charcoal	542.99	837.99	1301.24	1662.87	1760.58
25	Wood, paper and stationery	6085.09	8503.06	9412.67	10291.25	12782.73
26	Silk yarn and fabrics	139.29	316.29	422.13	333.92	203.92
27	Fabrics of wool, flax ramle metal vegetable	706.41	1039.73	1355.32	1650.64	1924.27
28	Cotton, Textile fabrics, Paper Yarn	2065.56	1057.36	2567.15	2076.10	1770.52
29	Yarn and fabrics of man-made fiber	8773.16	11587.37	13433.31	14154.79	13742.12
30	Carpets & other floor covering	285.80	328.81	430.79	442.05	483.96
31	Special Woven Fabrics and Variety (58)	352.95	454.87	552.60	680.96	871.6
32	Textile articles including knitted & crocheted goods	2627.81	3551.13	5298.75	7337.85	8547.54
33	Other madeup textile articles, set worm clothing & textile articles rugs	1375.49	1620.10	2501.88	2701.36	2644.49
34	Glass and earthen-ware	4459.56	5938.18	8998.91	9493.64	15456.73
35	Precious metal, stones, pearls & imitation jewellery	65.58	90.60	207.56	249.66	544.16
36	Iron and steel manufactures	9211.16	17154.45	40140.83	44840.32	53266.14
37	Metals other than gold,silver,iron & steel	1866.33	2518.70	4481.37	5437.41	6326.9
38	Cutlery, tools articles of base metals	1324.08	1608.30	2264.13	2565.87	3398.55
39	Machinery and mechanical appliances	13742.20	20289.00	26190.69	35628.20	38984.79
40	Electric machinery and equipment	11325.52	22583.98	21382.12	26093.07	30930.53
41	Railway and tramway plant and rolling stock	447.75	1147.92	299.92	910.62	459.74
42	Motor and other vehicles	36314.43	49408.87	61946.64	78312.99	97094.33
43	Ships, boats and aircraft's	79.44	1045.69	3823.94	3315.75	4343.18
44	Clocks and watches and parts thereof	66.04	61.53	154.00	170.98	248.08
45	Arms and ammunitions	317.19	336.89	103.86	177.64	140.34
46	Toys, games and sports goods	346.34	488.01	967.27	1415.31	2733.46
47	Sub-total (1 to 46)	191495.64	265523.28	361612.93	441520.82	532329.23
48	All other articles	58234.50	49707.26	56561.39	65628.41	88792.96
49	Gross Collection (47 to 48)	249730.14	315230.54	418174.32	507149.23	621122.19
50	Refund & Rebates	8731.76	9090.69	11993.96	11095.46	14751.26
51	Net collection (54-55)	240998.38	306139.85	406180.36	496053.77	606370.91
52	Total imports duty	233783.87	283865.95	377416.18	454814.09	538019
53	1 % Ware House Charges	1182.93	808.69	648.13	551.69	853.22
54	Miscellaneous	4469.01	5010.68	5613.38	7995.51	11677.59
55	Export duties	475.78	495.05	580.79	639.20	858.88
56	25% Export Development Charges	6119.22	5921.88	5365.62	5340.73	6129.02
57	Regularly Duty	3699.32	19128.26	28549.96	37771.99	63584.41

Contd.

## 8.1 Customs Revenue Receipts

(Million Rupees)

S. No.	Description	Monthly			
		Apr.,2018	May,2018	Jun.,2018	Jul.,2018
1	Meat, fish and other preparations	18.41	32.69	49.74	50.58
2	Milk, Butter, Cheese and Honey	811.86	816.66	1063.23	631.64
3	Fruits, nuts and vegetables	178.39	141.54	159.07	210.11
4	Coffee, nuts and vegetables	673.08	527.84	519.71	937.43
5	Oil-seeds & miscellaneous fruits	579.76	720.67	768.33	602.49
6	Vegetable plaiting Materials	180.47	176.36	201.04	214.46
7	Animal and vegetable fats and oil	2507.74	2163.35	2316.60	2561.47
8	Sugar and confectionery	65.92	90.57	76.77	97.58
9	Edible, preparation of cereals and vegetables	1112.39	1171.81	1063.97	1092.23
10	Beverages, spirits and vinegars	61.29	60.76	57.47	62.42
11	Residues an Waste from the food industries, Prepared animal fodder	83.69	68.27	78.76	116.4
12	Tobacco	61.14	56.32	2.92	66.44
13	Minerals, fuel, oils and products thereof	6127.17	8215.01	9352.41	6048.64
14	Chemicals and chemicals products	1381.55	1529.74	1670.23	1561.85
15	Pharmaceutical products	377.55	416.85	380.15	468.76
16	Dyes, colours, paints and varnishes	581.6	585.19	713.19	657.72
17	Perfumery, soap and toilet preparations	1132.71	1264.91	1191.84	1196.57
18	Albuminoidal substances modified starches, glues,enzymes	115.33	144.26	90.00	75.67
19	Matches and other explosives	7.19	1.59	9.74	3.39
20	Photographic and cinematographic goods	334.76	351.29	372.56	331.26
21	Plastic and articles thereof	1771.93	2185.84	2077.69	2218.7
22	Rubber and articles thereof	815.59	1107.94	1068.39	1123.21
23	Leather articles and footwear	414	875.44	424.05	685.26
24	Wood & articles of wood; wood charcoal	147.14	173.28	164.61	177.30
25	Wood, paper and stationery	1218.11	1259.94	1254.37	1312.5
26	Silk yarn and fabrics	10.12	18.85	11.87	16.17
27	Fabrics of Wool, flax, ramle metal, vegetable	127.24	175.25	187.26	225.48
28	Cotton, textile, fibre & other paper & veg yarn	135.34	191.63	148.65	139.32
29	Yarn and fabrics of man-made fiber	999.37	1419.79	1198.46	1034.43
30	Carpets & other floor covering	42.43	47.88	38.16	51.93
31	Special Woven Fabrics and Variety	55.69	103.87	91.89	121.33
32	Textile articles including knitted & crocheted goods	466.09	823.79	692.73	763.17
33	Other made up textile articles;set;worn colothing & textile	164.63	183.4	174.48	208.61
34	Glasses and earthen/ware	1046.15	1567.89	1407.63	1768.74
35	Precious metals,stones,pearls & imitation jewellery	27.95	86.67	70.92	41.72
36	Iron & steel manufactures thereof	4487.10	4600.81	5336.85	5343.68
37	Metals other than gold, silver, iron & steel	611.89	670.34	609.58	656.48
38	Cutlery, tools articles of base metals	231.67	341.84	383.69	373.02
39	Machinery and mechanical appliances	3788.48	3859.19	3922.96	3383.16
40	Electric machinery and equipment	2716.88	2719.54	3115	2840.68
41	Railway and tramway plant and rolling stock	32.14	18.52	19.34	24.1
42	Motor and other vehicles	7910.52	9186.26	9727.95	7647.09
43	Ships, boats and Air crafts	240.90	135.67	1642.96	67.05
44	Clocks, watches and parts thereof	25.89	21.94	23.78	19.94
45	Arms and ammunitions	7.35	1.07	2.79	6.65
46	Toys, games and sports goods	189.93	319.67	263.35	228.01
47	Sub total (1 to 46)	44076.53	50631.99	54197.14	47464.84
48	All other articles	5047.53	5173.34	21639.60	4352.98
49	Total Import Duty	48509.45	47853.42	66440.72	44859.29
50	Warehouse Charges	263.41	60.02	55.55	54.42
51	Regularity Duty	5001.62	6540.86	6350.67	5495.76
52	Miscellienous	849.33	775.49	2004.23	813.92
53	0.25 % Export Development Charges	510.69	518.80	805.25	497.2
54	Export Duties	101.32	56.72	180.29	90.69
55	Gross	49124.04	55805.31	75836.72	51811.28
56	Refund	41.19	37.71	48.12	19.76
57	Rebate	1400.49	1135.80	165.40	1608.78
58	Refund & Rebate	1441.68	1173.51	213.52	1628.54
59	Net	47682.36	54631.80	75623.19	50182.74

Contd.

## 8.1 Customs Revenue Receipts

(Million Rupees)

S. No.	Description	Monthly			
		Aug.,2018	Sep.,2018	Oct.,2018	Nov,2018
1	Meat, fish and other preparations	37.92	67.71	100.96	175.30
2	Milk, Butter, Cheese and Honey	572.97	311.46	495.15	505.29
3	Fruits, nuts and vegetables	259.2	625.25	949.68	761.79
4	Coffee, nuts and vegetables	906.38	852.70	1033.96	1142.51
5	Oil-seeds & miscellaneous fruits	730.22	598.71	934.65	663.24
6	Vegetable plaiting Materials	237.05	219.1	197.83	190.5
7	Animal and vegetable fats and oil	2296.45	2795.82	2437.55	2772.1
8	Sugar and confectionery	60.79	114.04	77.54	83.64
9	Edible, preparation of cereals and vegetables	1175.92	1168.75	1183.01	903.01
10	Beverages, spirits and vinegars	40.17	44.78	36.26	35.27
11	Residues an Waste from the food industries, Prepared animal fodder	89.86	106.7	138.68	92.9
12	Tobacco	66.46	14.05	100.7	109.74
13	Minerals, fuel, oils and products thereof	6730.73	5378.8	7648.14	8466.21
14	Chemicals and chemicals products	1597.06	1397.25	1732.58	1601.13
15	Pharmaceutical products	407.83	390.47	475.45	430.01
16	Dyes, colours, paints and varnishes	719.68	585.77	721.65	684.35
17	Perfumery, soap and toilet preparations	1098.83	1038.55	1303.23	1342.94
18	Albuminoidal substances modified starches, glues,enzymes	82.32	79.3	117.98	134.17
19	Matches and other explosives	0.31	1.07	2.30	1.02
20	Photographic and cinematographic goods	295.89	280.77	351.42	307.51
21	Plastic and articles thereof	2023.8	1866.69	2159.11	2142.6
22	Rubber and articles thereof	904.86	799.25	896.34	796.48
23	Leather articles and footwear	715.91	785.58	958.7	764.67
24	Wood & articles of wood; wood charcoal	176.67	154.14	161.95	190.37
25	Wood, paper and stationery	1374.24	1126.9	1525.26	1436.77
26	Silk yarn and fabrics	12.39	14.15	11.6	6.48
27	Fabrics of Wool, flax, ramle metal, vegetable	208.34	201.04	209.93	243.92
28	Cotton, textile, fibre & other paper & veg yarn	158.72	163.87	150.62	102.91
29	Yarn and fabrics of man-made fiber	1209.6	1220.91	1133.09	1365.05
30	Carpets & other floor covering	34.41	28.21	32.75	32.14
31	Special Woven Fabrics and Variety	113.65	147.58	154.31	115.07
32	Textile articles including knitted & crocheted goods	808.61	851.75	1038.49	768.47
33	Other made up textile articles;set;worn colothing & textile	239.35	221.63	299.89	331.44
34	Glasses and earthen/ware	1306.22	1164.38	1392.48	1553.93
35	Precious metals,stones,pearls & imitation jewellery	40.75	48.19	49.62	50.19
36	Iron & steel manufactures thereof	5222.27	4719.26	6048.72	4602.86
37	Metals other than gold, silver, iron & steel	540.45	557.19	554.27	492.59
38	Cutlery, tools articles of base metals	261.58	251.58	276.97	314.63
39	Machinery and mechanical appliances	3382.87	3082.87	3722.35	3351.11
40	Electric machinery and equipment	2664.59	2675.24	3553.27	3662.43
41	Railway and tramway plant and rolling stock	19.78	15.49	18.61	17.29
42	Motor and other vehicles	8984.26	8063.24	8107.71	8196.68
43	Ships, boats and Air crafts	237.94	292.73	418.19	132.45
44	Clocks, watches and parts thereof	29.11	10.53	16.96	37.66
45	Arms and ammunitions	89.25	30.57	47.01	3.45
46	Toys, games and sports goods	202.62	169.37	225.42	225.43
47	Sub total (1 to 46)	48368.28	44733.39	53202.34	51339.70
48	All other articles	6598.18	9323.51	6140.52	7365.97
49	Total Import Duty	47987.41	47271.78	51464.5	51014.49
50	Warehouse Charges	55.34	333.48	68.60	63.74
51	Regularity Duty	5066.93	4836.62	5889.11	5954.13
52	Miscellienous	1280.47	981.14	1086.09	986.91
53	0.25 % Export Development Charges	519.96	562.55	721.99	619.25
54	Export Duties	62.87	71.19	118.47	67.15
55	Gross	54966.47	54056.89	59342.86	58705.65
56	Refund	40.09	14.26	79.73	20.22
57	Rebate	1719.11	895.36	2724.89	1260.78
58	Refund & Rebate	1759.20	909.62	2804.62	1281.00
59	Net	53207.27	53147.27	56538.24	57424.65

Contd.



## 8.1 Customs Revenue Receipts

(Million Rupees)

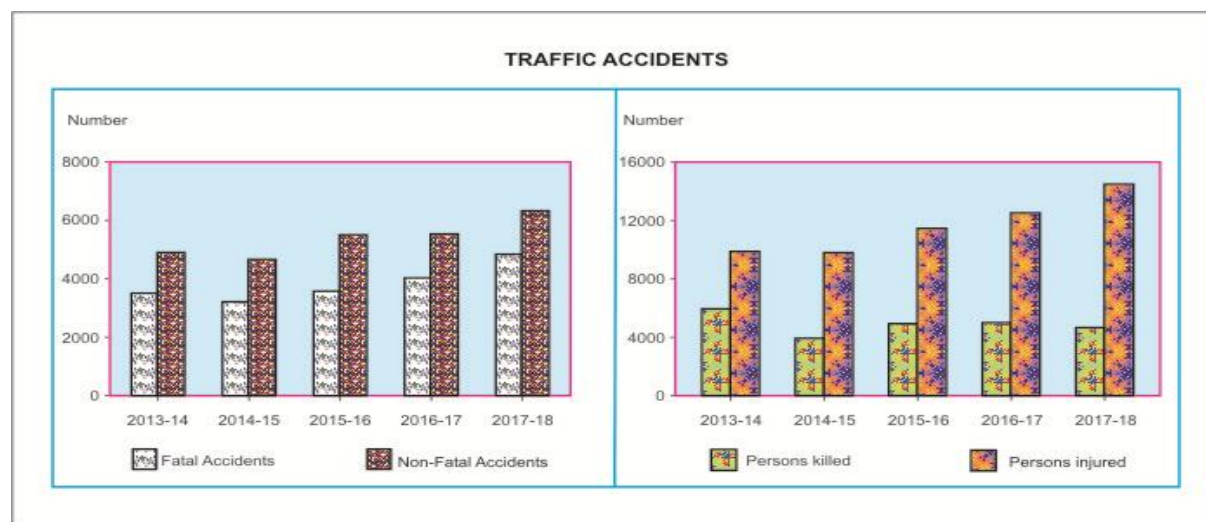
S. No.	Description	Monthly				
		Dec,2018	Jan,2019	Feb,2019	Mar.,2019	Apr.,2019
1	Meat, fish and other preparations	201.57	138.62	60.02	92.56	45.82
2	Milk, Butter, Cheese and Honey	621.77	1789.84	372.06	986.55	643.82
3	Fruits, nuts and vegetables	418.66	334.37	185.18	341.97	317.98
4	Coffee, nuts and vegetables	1126.75	1039.17	816.79	1154.53	1160.17
5	Oil-seeds & miscellaneous fruits	977.84	862.62	412.37	283.05	592.33
6	Vegetable plaiting Materials	196.28	199.97	64.60	262.69	191.63
7	Animal and vegetable fats and oil	2509.69	2847.30	2208.28	2787.32	2732.02
8	Sugar and confectionery	68.70	103.43	58.32	82.11	70.85
9	Edible, preparation of cereals and vegetables	1386.81	1302.34	1026.05	1192.80	1076.69
10	Beverages, spirits and vinegars	23.45	48.54	33.76	38.59	33.23
11	Residues an Waste from the food industries, Prepared animal	131.47	151.47	65.52	115.95	128.60
12	Tobacco	94.30	230.66	12.91	63.71	33.71
13	Minerals, fuel, oils and products thereof	7276.54	5811.18	5345.00	6505.06	5851.62
14	Chemicals and chemicals products	1626.57	1676.67	1578.06	1558.04	1977.90
15	Pharmaceutical products	555.85	467.92	335.74	543.03	483.43
16	Dyes, colours, paints and varnishes	674.47	815.21	1005.28	668.78	791.60
17	Perfumery, soap and toilet preparations	1281.98	1299.93	1021.13	1132.13	1245.69
18	Albuminoidal substances modified stareches, glues,enzymes	141.34	139.53	179.60	106.72	116.78
19	Matches and other explosives	0.02	1.17	9.94	4.92	0.67
20	Photographic and cinematographic goods	286.27	346.92	837.90	296.37	327.62
21	Plastic and articles thereof	2031.97	2182.55	2552.43	2084.29	2180.31
22	Rubber and articles thereof	635.05	590.52	543.65	534.70	642.77
23	Leather articles and footwear	504.88	492.00	618.59	473.31	715.05
24	Wood & articles of wood; wood charcoal	185.31	214.10	265.25	216.14	221.83
25	Wood, paper and stationery	1404.27	1525.06	1281.93	1680.95	1499.28
26	Silk yarn and fabrics	23.73	27.77	27.35	12.96	19.63
27	Fabrics of Wool, flax, ramle metal, vegetable	221.37	304.90	336.34	225.92	269.27
28	Cotton, textile, fibre & other paper & veg yarn	178.21	162.71	123.26	122.53	171.25
29	Yarn and fabrics of man-made fiber	1437.36	1304.10	1719.41	1084.86	1172.27
30	Carpets & other floor covering	31.89	36.15	59.47	38.03	33.58
31	Special Woven Fabrics and Variety	175.69	151.72	192.08	95.50	135.89
32	Textile articles including knitted & crocheted goods	951.64	735.47	1731.69	428.97	572.97
33	Other made up textile articles;set;worn colothing & textile	317.29	292.75	310.81	171.83	234.67
34	Glasses and earthen/ware	1816.15	1345.87	1664.38	1081.18	1111.80
35	Precious metals,stones,pearls & imitation jewellery	36.22	65.56	279.12	25.10	57.23
36	Iron & steel manufactures thereof	5250.83	5565.64	3314.01	5560.89	5051.88
37	Metals other than gold, silver, iron & steel	577.68	770.41	844.65	531.05	889.78
38	Cutlery, tools articles of base metals	335.89	366.12	946.82	220.76	319.90
39	Machinery and mechanical appliances	3592.63	3601.26	4245.97	3705.78	3638.53
40	Electric machinery and equipment	3624.31	4094.65	4396.11	4356.85	4208.08
41	Railway and tramway plant and rolling stock	4.05	10.12	124.13	10.09	121.52
42	Motor and other vehicles	7398.02	8077.31	5015.28	4643.00	4691.81
43	Ships, boats and Air crafts	865.95	786.90	125.70	118.58	70.66
44	Clocks, watches and parts thereof	45.16	34.83	32.29	12.96	54.14
45	Arms and ammunitions	2.38	2.22	10.12	1.27	0.54
46	Toys, games and sports goods	237.36	226.31	267.88	175.74	265.46
47	Sub total (1 to 46)	51485.62	52573.86	46657.23	45830.12	46172.26
48	All other articles	15254.59	5669.11	6185.44	17277.11	7667.88
49	Total Import Duty	58213.66	48866.66	44715.06	55070.98	45915.69
50	Warehouse Charges	57.38	81.85	71.81	67.85	79.31
51	Regularity Duty	6192.10	7321.60	6250.56	6135.96	5941.32
52	Miscellienous	1566.33	1296.10	1108.96	1138.98	1051.47
53	0.25 % Export Development Charges	660.48	639.13	643.62	643.90	708.74
54	Export Duties	49.82	38.84	52.68	49.45	143.58
55	Gross	66740.18	58244.18	52842.67	63107.21	53840.13
56	Refund	38.53	36.88	54.99	6.59	27.02
57	Rebate	1170.20	1644.26	1259.09	720.86	1406.51
58	Refund & Rebate	1208.73	1681.14	1314.08	727.45	1433.53
59	Net	65531.45	56563.04	51528.59	62379.76	52406.60

Source: Federal Board of Revenue, Islamabad.

## 9. SOCIAL

### 9.1 Data on Traffic Accidents

Year/Month	Total Number of Accidents	Accident		Persons		Total Number of Vehicles Involved
		Fatal	Non - Fatal	Killed	Injured	
<b>PAKISTAN</b>						
2013-14	8359	3500	4859	4348	9777	9423
2014-15	7865	3214	4651	3954	9661	8949
2015-16	9100	3591	5509	4448	11544	10636
2016-17	9582	4036	5546	5047	12696	11317
2017-18	11121	4829	6292	5948	14489	13134
2018 Mar	921	372	549	459	1281	1096
Apr	970	427	543	506	1234	1135
May	1001	477	524	574	1202	1154
Jun	978	418	560	576	1385	1177
Jul	901	407	494	483	1036	1050
Aug	968	418	550	508	1181	1160
Sep	905	374	531	453	1016	1085
Oct	1005	458	547	565	1087	1204
Nov	943	398	545	472	1124	1133
Dec	841	405	436	523	1055	1006
2019 Jan	848	394	454	481	1028	1020
Feb	660	308	352	388	820	796
Mar	827	393	434	455	1062	978



Note: Data from July,2012 onward includes ICTs.

\* Included Islamabad

Contd.

## 9.1 Data on Traffic Accidents

Year/Month	Total Number of Accidents	Accident		Persons		Total Number of Vehicles Involved
		Fatal	Non - Fatal	Killed	Injured	
<b>ISLAMABAD</b>						
2013-14	256	120	136	132	206	256
2014-15	216	107	109	118	182	217
2015-16	244	120	124	140	209	244
2016-17	226	127	99	129	124	216
2017-18	259	157	102	167	162	259
2018 Mar	19	9	10	11	12	19
Apr	24	13	11	14	56	24
May	28	24	4	25	6	28
Jun	15	11	4	12	12	15
Jul	24	7	17	7	11	24
Aug	18	8	10	9	7	18
Sep	21	10	11	12	11	21
Oct	22	14	8	16	7	22
Nov	28	19	9	19	16	28
Dec	16	8	8	8	9	16
2019 Jan	14	9	5	11	11	14
Feb	11	8	3	9	4	11
Mar	22	9	13	9	16	22
<b>PUNJAB</b>						
2013-14	3696	1717	1979	2145	3941	3696
2014-15	3054	1435	1619	1750	3652	3054
2015-16	3288	1576	1712	2053	4550	3288
2016-17	3819	1989	1830	2494	5231	3819
2017-18	5093	2708	2385	3371	6772	5093
2018 Mar	466	224	242	271	675	466
Apr	462	230	232	276	539	462
May	459	274	185	344	568	459
Jun	436	239	197	318	623	436
Jul	378	233	145	262	414	378
Aug	421	247	174	276	442	421
Sep	394	220	174	266	393	394
Oct	428	242	186	298	453	428
Nov	388	204	184	247	493	388
Dec	409	243	166	332	523	409
2019 Jan	397	246	151	288	456	397
Feb	321	192	129	243	403	321
Mar	397	245	152	289	551	397
<b>SINDH</b>						
2013-14	945	613	332	791	893	1103
2014-15	881	583	298	771	863	1029
2015-16	924	634	290	749	754	1144
2016-17	880	608	272	786	970	1009
2017-18	848	586	262	802	838	1015
2018 Mar	71	50	21	66	65	95
Apr	88	64	24	76	58	100
May	72	48	24	49	72	85
Jun	62	44	18	90	80	99
Jul	86	56	30	86	103	93
Aug	85	53	32	61	98	91
Sep	73	44	29	54	37	105
Oct	97	70	27	82	65	114
Nov	110	60	50	71	91	126
Dec	58	39	19	42	40	66
2019 Jan	81	52	29	59	74	88
Feb	54	35	19	39	24	59
Mar	64	44	20	47	37	80

Contd.

## 9.1 Data on Traffic Accidents

Year/Month	Total Number of Accidents	Accident		Persons		Total Number of Vehicles Involved
		Fatal	Non - Fatal	Killed	Injured	
<b>KHYBER P.K.</b>						
2013-14	3120	877	2243	1033	4257	3934
2014-15	3399	942	2457	1137	4524	4260
2015-16	4287	1083	3204	1299	5527	5490
2016-17	4256	1103	3153	1317	5804	5736
2017-18	4425	1119	3306	1295	6093	6052
2018 Mar	333	73	260	90	492	469
Apr	350	95	255	106	497	481
May	391	92	299	109	498	509
Jun	422	106	316	134	608	566
Jul	384	94	290	110	482	514
Aug	423	102	321	140	589	583
Sep	374	76	298	91	511	497
Oct	419	109	310	136	507	580
Nov	377	93	284	107	479	530
Dec	321	91	230	102	449	454
2019 Jan	321	69	252	75	413	466
Feb	252	60	192	78	369	369
Mar	313	80	233	92	427	437

**BALUCHISTAN**

2013-14	342	173	169	247	480	434
2014-15	315	147	168	178	440	389
2015-16	357	178	179	207	504	470
2016-17	401	209	192	321	567	537
2017-18	496	259	237	313	624	715
2018 Mar	32	16	16	21	37	47
Apr	46	25	21	34	84	68
May	51	39	12	47	58	73
Jun	43	18	25	22	62	61
Jul	29	17	12	18	26	41
Aug	21	8	13	22	45	47
Sep	43	24	19	30	64	68
Oct	39	23	16	33	55	60
Nov	40	22	18	28	45	61
Dec	37	24	13	39	34	61
2019 Jan	35	18	17	48	74	55
Feb	22	13	9	19	20	36
Mar	31	15	16	18	31	42

Source: Provincial Police Departments &amp; ICT Police.

## 9.2 Data on Telecommunication 2019

Months	Distribution of Cellular Mobile Subscribers					
	Total	PMCL (Jazz)	CM Pak (Zong)	PTML (Ufone)	Telenor	Warid
Jan	155,302,574	56,774,511	32,804,470	21,716,846	44,006,747	--
Feb	156,916,376	57,438,868	33,256,451	21,941,737	44,279,320	--
Mar	159,024,257	58,337,881	33,822,495	22,307,491	44,556,390	--
Apr						
May						
Jun						
Jul						
Aug						
Sep						
Oct						
Nov						
Dec						

---

Source : Pakistan Telecommunication Authority, Islamabad.

Note:- Warid merged PMCL (Moblink ) with new name Jazz from January-2017.

## 9.3 Visitors at Archaeological Museum in Pakistan

Area/ attraction	January, 2019		February, 2019		March, 2019	
	Foreigner	National	Foreigner	National	Foreigner	National
PAKISTAN	2099	167828	2121	212212	2453	220619
ISLAMABAD	604	69657	583	112475	520	97068
Pakistan Museum of Natural History	57	12040	43	9031	19	7583
Lok Virsa Heritage Museum	227	27294	262	54291	239	33252
Pakistan Monument Museum	296	29475	236	48406	239	55078
Pakistan Railway Heritage Museum	24	848	42	747	23	1155
PUNJAB	1043	71542	1264	74451	1588	102677
Lahore Museum Lahore	413	17860	369	16221	438	20727
Allama Iqbal Library & Museum, Sialkot.	4	3500	3	3100	3	3200
Museum, Taxila, Rawalpindi	416	12890	604	14192	884	21016
Museum, Harappa, Sahiwal.	27	9942	63	11395	125	12710
Allama Iqbal Museum, Javaid Manzil, Lahore	9	1724	5	1863	2	1745
PMDC Khewara Mines Museum, Chakwal	174	25626	220	27680	136	43279
SINDH	354	21583	163	18894	236	16352
National Museum of Pakistan, Karachi	44	5513	33	7495	58	6587
Sindh Provincial Museum, Hyderabad.	13	2556	6	2535	5	2416
Museum, Banbhore, Thatta.	6	1455	25	1255	11	1090
Museum, Moenjodaro, Larkana.	61	2661	61	2600	103	2700
Museum Umerkot, Tharparkar.	-	2256	11	3095	12	1364
Quid-e-Azam Birth Place, Karachi.	-	282	-	588	-	397
Quid-e-Azam House Museum, Karachi.	230	6860	27	1326	47	1798
KHYBER PAKHTUNKHWA	98	4943	111	6274	109	4424
Peshawar Museum, Peshawar.	94	4033	87	5087	80	3370
Museum Saidu Sharif, Swat.	4	560	18	667	29	704
Dir Museum, Chakdara	-	350	6	520	-	350
BALUCHISTAN	-	103	-	118	-	98
Museum Balochistan, Quetta.	-	103	-	118	-	98

\* Museum closed due to maintenance &amp; repairing work

Source:-Department of Archaeology and Museum,  
Government of Pakistan & Provincial Government

## 9.4 Visitors at Heritage Site in Pakistan

Area/ attraction	January, 2019		February, 2019		March, 2019	
	Foreigner	National	Foreigner	National	Foreigner	National
<b>PAKISTAN</b>	1300	465795	1825	279171	2120	633389
<b>PUNJAB</b>	1046	442383	1504	255311	1875	610810
Jahangir's Tomb, Lahore	35	9905	68	8295	86	10355
Shalimar Garden, Lahore	250	33040	214	36462	315	52274
Royal Fort (Shahi Qila), Lahore	279	357669	495	166869	432	488264
Hiran Minar & Tank, Sheikhpura	39	18937	60	18098	33	26191
Harappa, Sahiwal	27	9942	63	11395	125	12710
Taxila, Rawalpindi	416	12890	604	14192	884	21016
<b>SINDH</b>	118	12372	167	12950	147	12154
Banbhore , Thatta.	6	1455	25	1255	11	1090
Makli Hill Monument, Thatta	51	6000	70	6000	21	7000
Moenjodaro, Larkana.	61	2661	61	2600	103	2700
Umerkot Fort, Tharparkar.	-	2256	11	3095	12	1364
<b>KHYBER PAKHTUNKHWA.</b>	136	11040	154	10910	98	10425
Remains of Takht-i-Bhai, Mardan	30	10000	20	10500	15	9500
Butkara Site Museum, Saidu Sharif, Swat	-	40	14	10	13	25
Julian Site, Haripur	106	1000	120	400	70	900
<b>BALUCHISTAN</b>						

Source: Department of Archaeology and Museum.  
Government of Pakistan & Provincial Government.

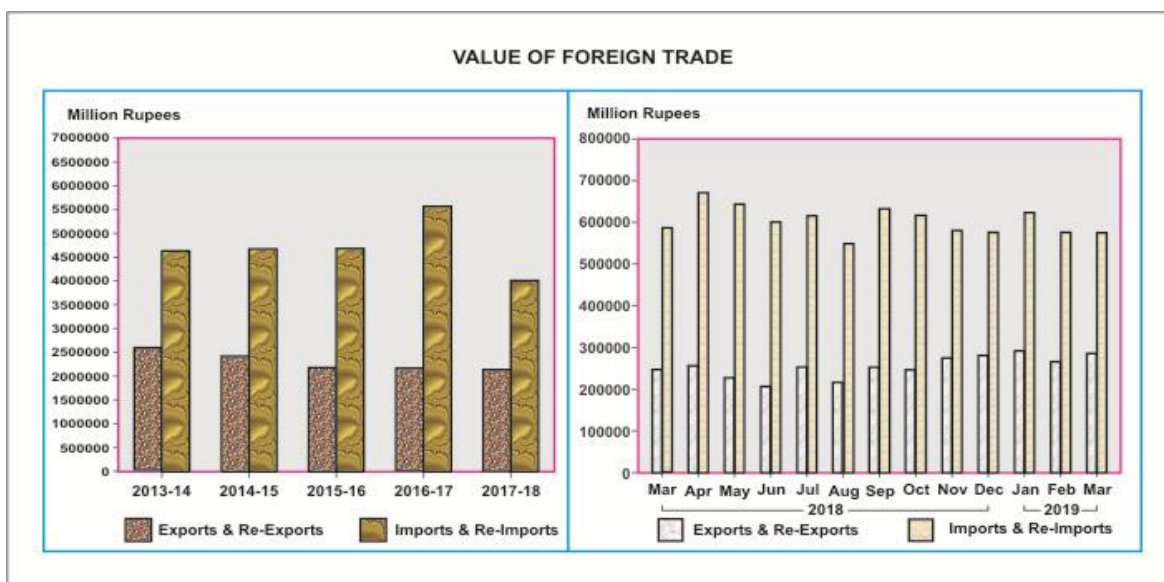
## 10. TRADE

### 10.1 Value of Foreign Trade

(Million Rupees)

Year / Month	Exports	Re-Exports	Imports	Re-Imports	Balance of Trade
2013-14	2,583,463.2	16,369.1	4,630,520.8	1,855.7	-2,032,544.2
2014-15	2,397,513.0	20,191.2	4,644,151.6	20,961.9	-2,247,409.3
2015-16	2,166,846.4	18,574.8	4,658,748.9	20,748.0	-2,494,075.7
2016-17	2,138,185.6	30,564.7	5,539,720.6	22,200.3	-3,393,170.6
2017-18	2,555,043.3	39,299.0	6,694,896.7	28,410.1	-4,128,964.5
2018 Mar	249,551.3	3,148.4	588,568.5	2,511.2	-338,380.0
Apr	245,477.8	3,592.1	586,223.9	2,359.5	-339,513.5
May	246,906.8	4,410.1	667,561.9	2,403.4	-418,648.4
Jun	223,785.8	2,838.7	672,111.9	2,467.8	-447,955.2
Jul	203,652.5	3,142.4	597,827.6	2,647.8	-393,680.5
Aug	249,239.6	1,599.6	614,125.7	2,878.3	-366,164.8
Sep	213,771.1	2,792.8	545,495.8	3,040.6	-331,972.5
Oct	247,216.6	3,139.4	626,030.9	4,205.5	-379,880.4
Nov	245,484.1	2,625.4	611,629.9	4,557.3	-368,077.7
Dec	286,802.4	3,629.0	609,595.6	4,336.6	-323,500.8
2019 Jan	282,179.2	7,784.0	619,586.3	3,442.2	-333,065.3
Feb	260,592.0	4,655.2	574,036.1	3,676.1	-312,465.0
Mar	274,761.2	10,316.8	572,815.3	3,598.1	-291,335.4

\* : Provisional





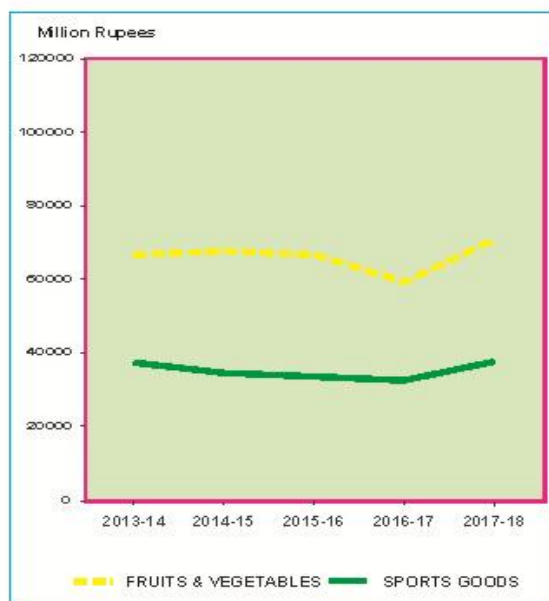
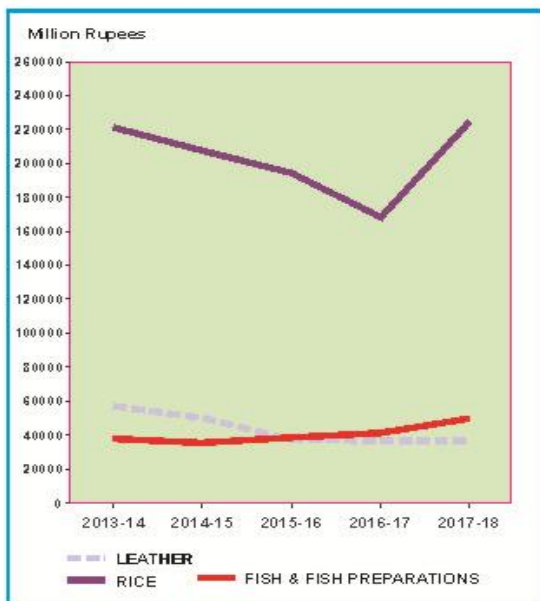
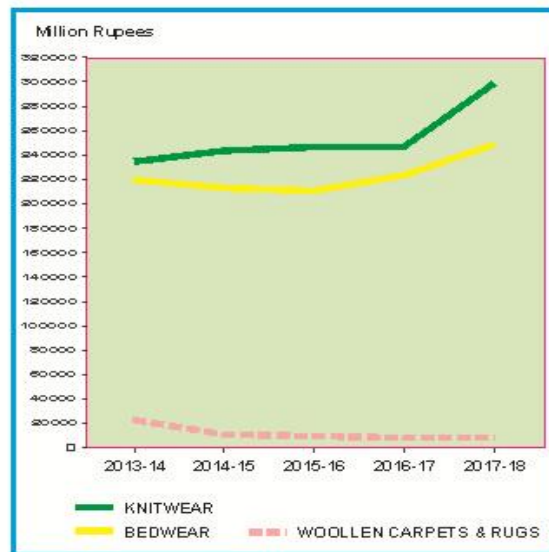
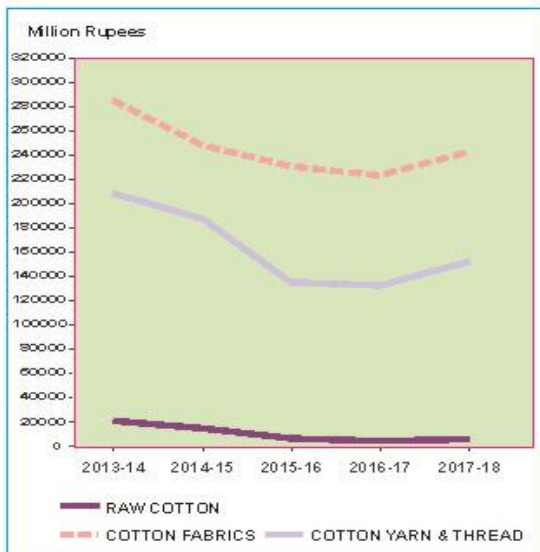
## 10.2 Exports by Commodity/Group

(Million Rupees)

Year/ Month	Raw Cotton	Cotton Fabrics	Cotton Yarn and Thread	Knitwear	Bedwear	Woollen Carpets & Rugs	Leather	Rice	Fish & Fish Prepara- tions	Fruits & Vege- tables	Sports goods
2013-14	21,352.5	285,130.2	207,199.9	235,564.7	219,961.7	12,616.2	56,496.4	222,906.7	37,917.6	66,703.9	37,259.6
2014-15	14,932.7	248,430.9	188,615.4	243,718.7	213,017.9	11,772.5	49,582.8	206,266.3	35,429.4	67,864.3	34,293.6
2015-16	7,948.1	230,757.3	134,027.9	246,267.3	210,543.5	9,896.6	37,802.9	194,249.6	33,918.4	66,839.6	33,861.6
2016-17	4,559.0	223,675.4	131,813.2	247,242.0	223,811.6	8,053.9	36,182.8	168,244.0	41,213.9	59,241.8	32,285.1
2017-18	6,183.6	242,374.4	151,203.3	298,374.2	248,537.7	8,188.7	36,329.9	224,739.5	49,755.5	70,562.2	37,710.2
2018 Mar	30.9	22,939.7	14,362.0	25,799.1	22,007.1	796.2	3,147.9	26,084.8	5,760.0	8,994.3	3,494.4
Apr	85.6	22,317.6	14,997.0	26,730.9	20,942.6	643.1	3,513.8	21,386.8	6,455.9	5,641.8	3,554.0
May	111.7	22,128.9	15,054.0	28,870.5	23,092.6	700.6	3,863.3	24,232.1	6,052.8	5,210.5	4,287.8
Jun	82.4	22,386.5	14,764.5	30,633.1	24,435.1	730.5	3,078.1	17,328.5	3,215.6	3,979.1	3,489.5
Jul	111.5	17,931.3	14,600.9	24,967.5	20,488.8	753.1	2,295.7	13,803.1	1,472.8	5,029.6	3,748.5
Aug	296.1	25,075.8	13,224.8	34,553.2	28,522.3	650.0	2,780.2	13,978.1	2,193.7	5,594.1	3,190.7
Sep	466.3	22,618.8	11,135.3	27,486.1	23,423.8	448.7	2,566.9	10,947.7	4,681.5	5,850.7	2,748.7
Oct	661.2	24,019.4	10,344.8	34,094.7	24,707.3	865.7	3,183.1	16,777.8	5,538.9	5,772.3	3,381.6
Nov	220.8	22,271.8	10,648.7	33,684.5	25,993.8	838.3	2,976.3	21,670.6	4,673.9	5,362.2	3,078.2
Dec	39.5	23,837.7	10,520.6	36,037.0	26,723.0	1,029.9	2,761.6	29,723.2	5,378.3	13,127.1	3,316.3
2019 Jan	53.9	25,155.0	12,021.0	34,505.2	26,813.8	603.3	2,756.9	32,871.1	4,661.1	13,514.5	3,550.8
Feb	115.7	24,470.4	15,094.5	29,752.7	24,301.6	586.5	2,489.5	28,131.3	4,259.2	9,677.8	3,043.6
Mar	60.9	25,825.8	12,832.9	29,980.3	26,359.0	840.7	3,036.1	31,996.7	6,387.0	8,019.9	3,383.6

\*: Provisional

EXPORTS BY COMMODITY/GROUP

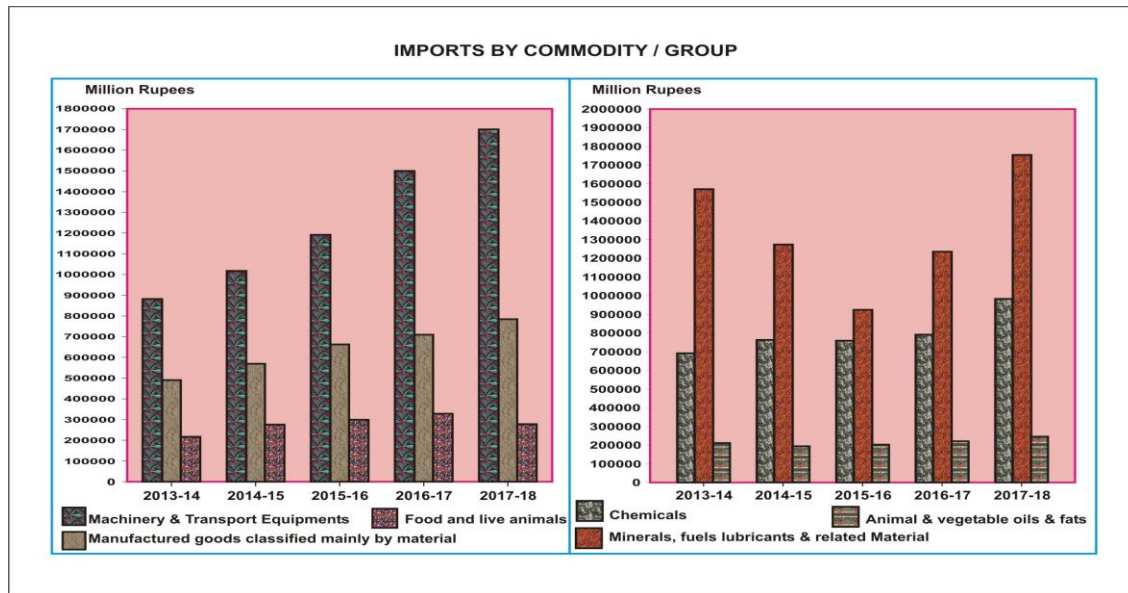


## 10.3 Imports by Commodity/Group

(Million Rupees)

Year/Month	Machinery and Transport equipment	Manufactured goods classified mainly by material	Food and Live animals	Chemicals	Mineral Fuels, Lubricants and related materials	Animal or Vegetable oils & fats
2013-14	886,479.3	496,850.9	221,052.9	691,397.7	1,570,968.0	213,427.6
2014-15	1,019,546.8	571,607.2	280,008.3	761,241.6	1,274,835.8	193,222.0
2015-16	1,197,306.7	661,908.8	305,420.7	755,705.4	927,237.0	201,551.1
2016-17	1,571,759.2	718,013.5	332,265.7	796,180.6	1,237,043.7	221,074.1
2017-18	1,745,028.3	795,491.6	282,441.2	983,359.6	1,754,675.1	248,760.5
2018 Mar	140,481.8	75,998.3	23,703.3	88,910.9	154,162.7	23,485.1
Apr	148,266.7	65,019.8	19,244.4	85,865.1	158,288.1	23,469.9
May	164,534.7	73,083.4	21,299.4	106,330.0	188,445.0	19,692.4
Jun	177,866.9	69,574.1	21,661.1	93,173.9	199,198.2	20,055.0
Jul	128,252.4	70,531.5	25,115.5	93,080.7	182,972.0	22,417.8
Aug	129,424.5	72,337.5	25,594.7	106,788.5	190,144.2	19,838.9
Sep	121,838.0	63,017.6	27,883.3	89,308.2	156,540.1	23,519.0
Oct	126,773.2	78,482.8	30,553.7	100,578.7	196,154.0	20,407.8
Nov	126,383.9	63,092.0	28,096.5	103,398.9	197,410.3	23,721.3
Dec	134,059.4	70,929.0	28,504.9	99,943.4	173,521.0	21,923.9
2019 Jan	135,749.1	83,286.3	28,249.1	92,646.0	162,450.4	24,452.5
Feb	129,885.9	72,452.6	24,172.6	88,812.7	145,261.4	20,566.8
Mar	121,495.9	67,866.5	26,289.1	96,326.3	160,844.8	23,217.4

\* : Provisional



## 10.4 Exports by Selected Commodities in Dollars

(In Thousand Dollar)

Groups/commodities	Unit	March, 2019		Cuml, From July, 2018		March, 2018		Cuml, From July, 2017	
		Quantity	Value	Quantity	Value	Quantity	Value	Quantity	Value
<b>GRAND TOTAL</b>			<b>1974337</b>		<b>17071143</b>		<b>2226766</b>		<b>17064463</b>
<b>A.PRIMARY COMMODITIES</b>			<b>415924</b>		<b>3080009</b>		<b>471948</b>		<b>2897281</b>
01.RICE	MT	489545	229917	2987081	1487912	459181	232756	3125050	1494747
(I) RICE BASMATI	MT	62849	62031	433097	428796	75178	74694	373737	389669
(II) RICE OTHER VARIETIES	MT	426696	167886	2553984	1059116	384003	158062	2751313	1105078
02.FISH AND FISH PREPARATIONS	KG	21279347	45895	129704256	293895	24288465	51397	137818587	315614
03.FRUIT & VEGETABLES INCL.JUICES	KG	192274743	59536	1452341875	551572	249993520	83438	1282298819	529467
(I) FRUITS	KG	65828865	28166	694855319	369173	98396308	44835	624002742	339814
(II) VEGETABLES	KG	123941348	29462	738657478	167834	148541995	35422	639291178	172623
(III) FRUIT & VEGETABLE JUICES	KG	2504530	1908	18829078	14565	3055217	3181	19004899	17029
04.WHEAT	MT	43059	11152	558061	121990	241522	47133	307344	59710
05.WHEAT FLOUR	MT	83877	22960	518385	129686	21205	5485	204316	55581
06.SPICES(INCL. CHILLIES)	KG	2165445	9503	17302868	68676	2132456	9323	15798642	59698
07.OIL SEEDS, NUTS AND KERNELS	KG	2670101	4737	48122968	69454	1929273	2685	25674265	31888
08.LEGUMINOUS VEGETABLE	KG								
09.FLOWERS	KG	55230	101	700295	1132	75620	168	375241	779
10.RAW HIDES AND SKINS	KG			43050	121			6440	76
11.RAW WOOL AND ANIMAL HAIR	KG	40500	62	2152199	3638	296953	518	2005884	3205
(I) RAW WOOL	KG	8000	12	591459	1209	62976	137	338788	797
(II) ANIMAL HAIR	KG	32500	50	1560740	2429	233977	381	1667096	2408
12.CRUDE ANIMAL MATERIAL	KG	2638751	2781	25384888	27395	2013193	3030	15197121	20699
13.CRUDE FERTILIZER	MT	1892	190	12742	1199	1290	177	7770	1128
14.MOLASSES	KG	103845	10	83060408	8163	1375843	149	107466427	13717
15.RAW COTTON	MT	307	437	9699	15719	165	276	33862	55825
16.COTTON WASTE	MT	1880	2017	27588	32049	5149	7656	39527	49189
17.PETROLEUM CRUDE	MT	45773	22228	412980	206819	45753	21908	320682	142494
18.MARBLES AND STONES	MT	77424	3837	951454	42714	127502	4763	632937	39721
19.TOBACCO	KG	179484	559	7874628	17873	303165	1088	6596606	23745
(I) UN-MANUFACTURED	KG	33781	88	7151458	15940	244955	893	6158578	22020
(II) MANUFACTURED EXCL.CIGARET	KG	145703	471	723170	1933	58210	195	438028	1725
20.COKE	MT								
<b>B.TEXTILES MANUFACTURES</b>			<b>1065905</b>		<b>9746993</b>		<b>1166223</b>		<b>9666478</b>
01.COTTON YARN	KG	36268061	91920	320128353	835719	47839371	128081	380434135	987797
02.COTTON CLOTH	SQM	294329397	185575	2122959165	1595932	234773222	204693	1666129673	1630278
03.ARTICLES OF APPAREL & CLOTHI ACCESSORIES (EXCL. KNITWEARS)	DOZ	5221709	214263	38741877	1956028	3437092	222519	29288838	1918333
04.ART SILK AND SYNTHETIC TEXTIL	SQM	28580883	23867	276822553	220459	22235130	30477	222352363	227770
05.COTTON THREAD	KG	75455	293	328641	1241	20693	72	219855	896
06.TEXTILE FABRICS WOVEN(OTHER THAN COTTON & ARTIFICIAL FABRI	--		445		3110		118		3123
07.TULE, LACE, EMBROIDERY ETC	--		1361		12024		1943		13894
08.COTTON BAGS/SACKS	MT	1083	1091	8055	10022	651	946	4721	8783
09.TENTS & OTHER CANVAS GOODS	KG	1684070	5152	24106238	68277	1882185	5953	22870782	65953
10.BED WEAR	KG	31874676	189407	312324482	1719406	33135669	196372	279460103	1674096
11.TOWELS	KG	21136480	71405	141990559	588100	17663350	75580	154237018	598845
12.TEXTILE MADE UPS (EXCL. TOWE & BED WEAR)	--		56852		518981		61719		513364
13.KNITWEARS	DOZ	10006712	215428	89530279	2154612	8908094	230207	77711832	1971906
14.WASTE MATERIAL OF TEXTILE FIBRES/FABRICS	KG	2828193	2678	24001483	17127	3212210	2006	16455275	12144
15.YARN OTHER THAN COTTON YARN	KG	975351	2611	7634984	22559	1128489	3188	8234681	23328
16.KINTTED OR CROCHATED FABRICS	SQM	1038675	3558	8065294	23397	974082	2352	7464078	15969
<b>C.OTHER MANUFACTURES</b>			<b>317557</b>		<b>2818883</b>		<b>333967</b>		<b>2825536</b>
01.CIGARETTES	THNO	1762	27	1805	27			8655	203
02.LEATHER	SQM	2016730	21816	16086551	187934	2055758	28089	19232406	240416

Contd.

## 10.4 Exports by Selected Commodities in Dollars

(In Thousand Dollar)

Groups/commodities	Unit	March, 2019		Cuml, From July, 2018		March, 2018		Cuml, From July, 2017	
		Quantity	Value	Quantity	Value	Quantity	Value	Quantity	Value
03.CARPETS,RUGS AND TAPESTRIES	SQM	136508	6098	1183214	50688	154472	7252	1345280	57936
(I) WOOLLEN CARPETS AND RUGS	SQM	130837	6041	1114478	49909	142236	7105	1204015	56882
(II) WOOLLEN CARPET MACHINE M	SQM	371	8	440	10	425	15	748	22
(III) TAPESTRY CLOTH	SQM			392	1				
(IV) CARPETS KNOTTED & OTHER FLOOR COVERING	SQM	5300	49	67904	768	11811	132	140517	1032
04.PETROLEUM PRODUCTS	MT	20797	11445	232206	154916	16088	10893	275766	155181
05.FEEDING STUFF FOR ANIMALS	KG	69484889	10305	488409760	80073	75331201	14367	417843293	63632
06.CHEMICALS AND PHARMACEUTICA PRODUCTS	--		100571		841869		97735		794752
(I) PLASTIC MATERIALS	KG	22286636	26745	189432970	243062	21256104	27071	172790995	189474
(II) PHARMACAUTICAL PRODUCTS.	KG	1447724	20146	10015738	159633	721301	15861	8078890	149114
(III) FERTILIZER MANUFACTURES	MT					8725	2040	233145	51318
(IV) OTHER CHEMICAL	--		53680		439174		52763		404846
07.RUBBER MANUFACTURES	--		1628		12991		1821		14024
08.PAPER AND PAPER BOARD	KG	1893174	4645	25148322	58040	2072823	5237	25580198	59312
09.GUAR AND GUAR PRODUCTS	KG	1815288	2656	16812874	26615	2310395	3867	17536885	26346
10.CUTLERY	--		6340		64482		7236		66212
11.GOLD	GM			500	1				
12.COPPER AND ARTICLES THEREOF	--		37083		202830		15531		131545
13.MACHINERY & TRANSPORT EQUIPMEN (INCL.ENGINEERING ELECTRICALS)			14600		126380		16595		141931
(I) ELECTRIC FANS	NO	213724	3643	1007731	17856	226667	3580	893900	17151
(II) TRANSPORT EQUIPMENT	--		2343		14221		1191		15999
(III) OTHER ELECTRICAL MACHINE	--		1835		23564		2092		24113
(IV) MACHINERY SPECIALIZED PARTICULARS INDUSTRIES	--		1951		25907		2126		22719
(V) AUTO PARTS	--		1129		12735		1771		12362
(VI) OTHER MACHINERY	--		3699		32098		5835		49587
14.FOOTWEARS	PAIR	1512498	9758	9027293	90069	1015046	10741	7284422	80834
(I) LEATHER FOOTWEAR	PAIR	638119	8140	5306402	79282	568921	9142	4456342	72073
(II) CANVAS FOOTWEAR	PAIR			27006	78	4660	17	49593	191
(III) OTHER FOOTWEAR	PAIR	874379	1618	3693885	10709	441465	1582	2778487	8570
15.LEATHER MANUFACTURES(EXCL. LEATHER FOOTWEARS)	--		33229		358772		39395		391710
(I) LEATHER GLOVES	DOZ	406975	17154	4074242	159727	518873	19327	4777719	161004
(II) APPAREL & CLOTHING	DOZ	58044	15266	741244	190802	70037	18907	612155	221455
(III) OTHER LEATHER MANUFACTUR	KG	89117	809	864159	8243	91187	1161	734564	9250
16.HOUSE-HOLD EQUIPMENT	KG	787396	2483	5361990	17263	882581	2972	5841939	19138
17.SPORTS GOODS	--		24313		222913		31181		244611
(I) FOOT BALLS COMPLETE	DOZ	273594	13927	2399881	113088	362215	17416	2401058	122056
(II) GLOVES (SPORTS)	DOZ	126454	6536	1421780	74008	218483	9425	1898154	83894
(III) OTHER	--		3850		35816		4339		38661
18.SURGICAL GOODS,MEDICAL INSTRUMENTS AND APPLIANCES	NO	7924372	26629	104877862	279845	19609110	34996	154118005	283797
19.ONYX MANUFACTURED	KG	97472	291	1339519	3546	155265	417	1390788	3869
20.HANDICRAFTS	--						4		4009
21.TEXTILE PRODUCT & ARTICLE FOR TECHNICAL USE	KG	46471	239	243636	1151	27972	149	259905	1298
22.BOOKS AND PRINTED MATTERS	--		552		3869		467		3752
23.PIG IRON	MT	363	135	860	371			19	12
24.PRECIOUS/SEMI-PRECIOUS STON	GM	293139	214	3164432	2864	899472	605	3505526	3006
25.JEWELLERY	--		72		3830		209		5054
26.ARTICLES OF PLASTIC	KG	918025	2029	10042351	23019	1551004	3809	12337867	29375
27.FURNITURE	NO	13985	331	170446	2902	14928	312	154202	2974
28.PARTS OF FOOTWEAR	--		70		1622		87		610
D.OTHERS	--		174952		1425258		254628		1675167

## 10.5 Exports by Selected Commodities in Rupees

(In Thousand Rupees)

Groups/commodities	Unit	March, 2019		Cuml, From July, 2018		March, 2018		Cuml, From July, 2017	
		Quantity	Value	Quantity	Value	Quantity	Value	Quantity	Value
<b>GRAND TOTAL</b>			<b>274761225</b>		<b>2263698769</b>		<b>249551253</b>		<b>1838872910</b>
<b>A.PRIMARY COMMODITIES</b>			<b>57882553</b>		<b>411491938</b>		<b>52890732</b>		<b>313611151</b>
01.RICE	MT	489545	31996726	2987081	199899561	459181	26084765	3125050	161792101
(I) RICE BASMATI	MT	62849	8632610	433097	57115379	75178	8370913	373737	42240350
(II) RICE OTHER VARIETIES	MT	426696	23364116	2553984	142784182	384003	17713851	2751313	119551751
02.FISH AND FISH PREPARATIONS	KG	21279347	6387013	129704256	39246475	24288465	5760022	137818587	34031159
03.FRUIT & VEGETABLES INCL.JUIES	KG	192274743	8285352	1452341875	73870531	249993520	9350802	1282298819	57571673
(I) FRUITS	KG	65828865	3919795	694855319	49363435	98396308	5024615	624002742	36873881
(II) VEGETABLES	KG	123941348	4100086	738657478	22584683	148541995	3969721	639291178	18856973
(III) FRUIT & VEGETABLE JUICES	KG	2504530	265471	18829078	1922414	3055217	356466	19004899	1840819
04.WHEAT	MT	43059	1552036	558061	15529045	241522	5282114	307344	6670809
05.WHEAT FLOUR	MT	83877	3195319	518385	17410387	21205	614661	204316	5919149
06.SPICES(INCL. CHILLIES)	KG	2165445	1322486	17302868	9168177	2132456	1044810	15798642	6447502
07.OIL SEEDS, NUTS AND KERNALS	KG	2670101	659279	48122968	9248824	1929273	300917	25674265	3427423
08.LEGUMINOUS VEGETABLE	KG								
09.FLOWERS	KG	55230	14088	700295	149379	75620	18818	375241	84454
10.RAW HIDES AND SKINS	KG			43050	16369			6440	8041
11.RAW WOOL AND ANIMAL HAIR	KG	40500	8642	2152199	475832	296953	58032	2005884	346507
(I) RAW WOOL	KG	8000	1727	591459	157863	62976	15301	338788	86488
(II) ANIMAL HAIR	KG	32500	6915	1560740	317970	233977	42731	1667096	260019
12.CRUE ANIMAL MATERIAL	KG	2638751	387082	25384888	3630829	2013193	339588	15197121	2234961
13.CRUE FERTILIZER	MT	1892	26400	12742	159234	1290	19850	7770	122149
14.MOLASSES	KG	103845	1396	83060408	1045725	1375843	16700	107466427	1467308
15.RAW COTTON	MT	307	60882	9699	2025979	165	30886	33862	5903818
16.COTTON WASTE	MT	1880	280654	27588	4186127	5149	857969	39527	5296611
17.PETROLEUM CRUDE	MT	45773	3093358	412980	27332248	45753	2455149	320682	15465052
18.MARBLES AND STONES	MT	77424	534021	951454	5675232	127502	533739	632937	4281428
19.TOBACCO	KG	179484	77820	7874628	2421983	303165	121909	6596606	2541004
(I) UN-MANUFACTURED	KG	33781	12309	7151458	2164515	244955	100080	6158578	2355063
(II) MANUFACTURED EXCL.CIGARET	KG	145703	65511	723170	257468	58210	21829	438028	185941
20.COKE	MT								
<b>B.TEXTILES MANUFACTURES</b>			<b>148338045</b>		<b>1290483606</b>		<b>130697337</b>		<b>1040476370</b>
01.COTTON YARN	KG	36268061	12792191	320128353	110257581	47839371	14353874	380434135	106291924
02.COTTON CLOTH	SQM	294329397	25825761	2122959165	211205811	234773222	22939699	1666129673	175541491
03.ARTICLES OF APPAREL & CLOTHI ACCESSORIES (EXCL. KNITWEARS)	DOZ	5221709	29818128	38741877	259672488	3437092	24937438	29288838	206625461
04.ART SILK AND SYNTHETIC TEXTIL	SQM	28580883	3321478	276822553	29167689	22235130	3415508	222352363	24530111
05.COTTON THREAD	KG	75455	40715	328641	165925	20693	8052	219855	95747
06.TEXTILE FABRICS WOVEN(OTHER THAN COTTON & ARTIFICIAL FABRI	--		61990		415656		13270		334496
07.TULE, LACE, EMBROIDERY ETC	--		189338		1596292		217746		1499783
08.COTTON BAGS/SACKS	MT	1083	151876	8055	1323785	651	105965	4721	945745
09.TENTS & OTHER CANVAS GOODS	KG	1684070	717011	24106238	9115867	1882185	667103	22870782	7088411
10.BED WEAR	KG	31874676	26359020	312324482	227333378	33135669	22007146	279460103	180067339
11.TOWELS	KG	21136480	9937228	141990559	77988880	17663350	8470110	154237018	64506216
12.TEXTILE MADE UPS (EXCL. TOWE & BED WEAR)	--		7911871		68802438		6916739		55265971
13.KNITWEARS	DOZ	10006712	29980299	89530279	285061144	8908094	25799072	77711832	212139656
14.WASTE MATERIAL OF TEXTILE FIBRES/FABRICS	KG	2828193	372625	24001483	2279476	3212210	224757	16455275	1311106
15.YARN OTHER THAN COTTON YARN	KG	975351	363428	7634984	2984421	1128489	357231	8234681	2513526
16.KINTTED OR CROCHATED FABRICS	SQM	1038675	495086	8065294	3112773	974082	263626	7464078	1719385
<b>C.OTHER MANUFACURES</b>			<b>44193259</b>		<b>372928335</b>		<b>37427281</b>		<b>304128084</b>
01.CIGARETTES	THNO	1762	3700	1805	3791			8655	21581

Contd.

## 10.5 Exports by Selected Commodities in Rupees

(In Thousand Rupees)

Groups/commodities	Unit	March, 2019		Cuml, From July, 2018		March, 2018		Cuml, From July, 2017	
		Quantity	Value	Quantity	Value	Quantity	Value	Quantity	Value
02.LEATHER	SQM	2016730	3036117	16086551	24846273	2055758	3147918	19232406	25874690
03.CARPETS,RUGS AND TAPESTRIES	SQM	136508	848633	1183214	6718908	154472	812701	1345280	6227438
(I) WOOLLEN CARPETS AND RUGS	SQM	130837	840682	1114478	6616249	142236	796211	1204015	6114499
(II) WOOLLEN CARPET MACHINE M	SQM	371	1150	440	1360	425	1645	748	2413
(III) TAPESTRY CLOTH	SQM			392	191				
(IV) CARPETS KNOTTED & OTHER	SQM	5300	6801	67904	101109	11811	14846	140517	110526
FLOOR COVERING									
04.PETROLEUM PRODUCTS	MT	20797	1592704	232206	20198347	16088	1220785	275766	16726559
05.FEEDING STUFF FOR ANIMALS	KG	69484889	1434083	488409760	10641235	75331201	1610112	417843293	6908001
06.CHEMICALS AND PHARMACEUTICA	--		13996156		111292541		10953004		85458026
PRODUCTS									
(I) PLASTIC MATERIALS	KG	22286636	3722053	189432970	32185350	21256104	3033811	172790995	20420567
(II) PHARMACAUTICAL PRODUCTS.	KG	1447724	2803673	10015738	21165533	721301	1777543	8078890	16024129
(III) FERTILIZER MANUFACTURES	MT					8725	228587	233145	5449006
(IV) OTHER CHEMICAL	--		7470430		57941658		5913063		43564324
07.RUBBER MANUFACTURES	--		226537		1723397		204086		1510085
08.PAPER AND PAPER BOARD	KG	1893174	646365	25148322	7605302	2072823	586960	25580198	6358360
09.GUAR AND GUAR PRODUCTS	KG	1815288	369693	16812874	3522153	2310395	433323	17536885	2847830
10.CUTLERY	--		882377		8538087		810900		7115653
11.GOLD	GM			500	139				
12.COPPER AND ARTICLES THEREOF	--		5160692		27291682		1740511		14199781
13.MACHINERY & TRANSPORT EQUIPMEN			2031775		16691376		1859816		15246856
(INCL.ENGINEERING ELECTRICALS)									
(I) ELECTRIC FANS	NO	213724	506986	1007731	2367222	226667	401195	893900	1858407
(II) TRANSPORT EQUIPMENT	--		326085		1886041		133502		1716773
(III) OTHER ELECTRICAL MACHINE	--		255319		3121995		234461		2579234
(IV) MACHINERY SPECIALIZED	--		271480		3402099		238208		2438818
PARTICULARS INDUSTRIES									
(V) AUTO PARTS	--		157180		1682619		198501		1330757
(VI) OTHER MACHINERY	--		514725		4231401		653950		5322867
14.FOOTWEARS	PAIR	1512498	1357943	9027293	11948329	1015046	1203711	7284422	8725489
(I) LEATHER FOOTWEAR	PAIR	638119	1132834	5306402	10511691	568921	1024582	4456342	7778159
(II) CANVAS FOOTWEAR	PAIR			27006	10305	4660	1854	49593	20653
(III) OTHER FOOTWEAR	PAIR	874379	225109	3693885	1426333	441465	177275	2778487	926678
15.LEATHER MANUFACTURES(EXCL.	--		4624317		47440310		4415009		42124954
LEATHER FOOTWEARS)									
(I) LEATHER GLOVES	DOZ	406975	2387200	4074242	21164561	518873	2166001	4777719	17344363
(II) APPAREL & CLOTHING	DOZ	58044	2124560	741244	25183107	70037	2118889	612155	23782111
(III) OTHER LEATHER MANUFACTUR	KG	89117	112557	864159	1092642	91187	130119	734564	998480
16.HOUSE-HOLD EQUIPMENT	KG	787396	345500	5361990	2299276	882581	333064	5841939	2060315
17.SPORTS GOODS	--		3383564		29441995		3494395		26378906
(I) FOOT BALLS COMPLETE	DOZ	273594	1938122	2399881	14977715	362215	1951844	2401058	13161716
(II) GLOVES (SPORTS)	DOZ	126454	909645	1421780	9720958	218483	1056257	1898154	9048881
(III) OTHER	--		535797		4743322		486294		4168308
18.SURGICAL GOODS,MEDICAL	NO	7924372	3705794	104877862	37057216	19609110	3921924	154118005	30540589
INSTRUMENTS AND APPLIANCES									
19.OBYX MANUFACTURED	KG	97472	40493	1339519	466772	155265	46721	1390788	415485
20.HANDICRAFTS	--						416		422268
21.TEXTILE PRODUCT & ARTICLE	KG	46471	33279	243636	151376	27972	16651	259905	139064
FOR TECHNICAL USE									
22.BOOKS AND PRINTED MATTERS	--		76752		511588		52370		405030
23.PIG IRON	MT	363	18841	860	49419			19	1237
24.PRECIOUS/SEMI-PRECIOUS STON	GM	293139	29751	3164432	380122	899472	67821	3505526	324807
25.JEWELLERY	--		9997		503541		23470		545403
26.ARTICLES OF PLASTIC	KG	918025	282352	10042351	3008228	1551004	426835	12337867	3163933
27.FURNITURE	NO	13985	46048	170446	384176	14928	34973	154202	320090
28.PARTS OF FOOTWEAR	--		9793		212756		9804		65651
D.OTHERS	--		24347368		188794891		28535903		180657305

## 10.6 Imports by Selected Commodities in Dollars

(In Thousand Dollar)

Groups/commodities	Unit	March, 2019		Cuml, From July, 2018		March, 2018		Cuml, From July, 2017	
		Quantity	Value	Quantity	Value	Quantity	Value	Quantity	Value
<b>GRAND TOTAL</b>			<b>4116047</b>		<b>40679484</b>		<b>5251842</b>		<b>44280852</b>
<b>A. FOOD GROUP</b>			<b>296460</b>		<b>2633290</b>		<b>356652</b>		<b>2939463</b>
1.MILK AND CREAM	KG	9137531	14131	60583427	94351	7439256	18316	53810100	115693
2.WHEAT UNMILLED	MT	--	--	--	--	--	--	--	--
3.PULSES	KG	78091354	36740	737550686	393358	84138260	54495	558568333	407930
4.DRY FRUITS	KG	1930032	3486	18977235	33760	1051861	2000	67778125	95608
5.SUGAR REFINED	MT	1289	624	5910	2970	605	347	6673	3953
6.TEA	KG	20801577	52231	170311438	445816	17858334	52867	147920676	450908
7.SPICES	KG	10697117	13417	96253288	111663	11722984	15456	99822992	122049
8.MILK FOOD FOR BABIES,INFT.,INVLD	KG	2415499	13521	16235614	91448	2703588	11337	15124732	82086
9.BEVERAGES	LTR	985910	624	10775083	5341	1239513	626	11658735	6788
10.PALM OIL	KG	273587920	150720	2318488948	1386076	295288001	198128	2117611982	1543880
11.SOYABEAN OIL	KG	16100060	10967	95112226	68506	4241791	3080	125193328	110568
<b>B. MACHINERY GROUP</b>			<b>873026</b>		<b>8735627</b>		<b>1253529</b>		<b>11643663</b>
1.POWER GENERATING MACH.	--		109672		955643		150487		1927678
2.AGRICULTURE MACHINERY&IMPLEMENTS	--		11330		97919		9801		92522
3.CONSTRUCTION & MINING MACHINERY	--		11449		177772		21840		263397
4.TEXTILE MACHINERY	--		41689		385098		43574		436152
5.METAL WORKING MACHINERY	--		11686		123538		20503		120213
6.GEN INDUSTRIAL MACH & EQU/PARTS NS	--		192534		1684383		221144		1889033
7.OFFICE MACH.INCL.DATA PROS. EQUIP	--		31754		341015		38691		356714
8.TELECOM & SOUND RECORDING EQUIP	--		126677		1023019		127155		1120267
9.ELECTRICAL MACHINERY & APPARATUS	--		150267		1309362		168719		1573098
10.ROAD MOTOR VEHICLES	--		122995		1678446		234244		2011638
11.RAILWAY VEHICLES	--		1747		50384		54489		332314
12.AIRCRAFTS,SHIPS AND BOATS	--		9898		221969		36335		757521
13.OTHER MACHINERY	--		51328		687079		126548		763117
<b>C. PETROLEUM GROUP</b>			<b>995425</b>		<b>10614003</b>		<b>1209291</b>		<b>10224233</b>
1.CRUDE PETROLEUM	MT	766911	342743	6563416	3379041	962137	426353	7759960	2933540
2.PETROLEUM PRODUCTS	MT	758622	411768	7591057	4622978	939907	547361	11463662	5459809
3.GAS NATURAL & MANUFACTURED	--		240914		2611985		235578		1830884
<b>D. TEXTILE GROUP</b>			<b>135828</b>		<b>1177711</b>		<b>125722</b>		<b>1139627</b>
1.SYNTHETIC AND REGENERATED FIBRE	KG	29016123	51464	214517163	427234	24454678	51605	185764625	396230
2.SYNTHETIC & ARTIFICIAL SILK YARN	KG	24402020	58750	220055077	485325	20603861	46700	235380482	487481
3.WORN CLOTHING	KG	36825527	15403	342006925	129297	36278079	12824	322446164	118306
4.ARTICLES OF APPAREL & CLOTHING	--		6251		100895		7610		90124
5.BAGS & SACKS OF TEX. MATERIALS	MT	399	358	4977	5227	168	316	4883	6801
6.JUTE	MT	6820	3603	57702	29733	12151	6668	69197	40685
<b>E. AGRICULTURE/OTH. CHEMICAL GROUP</b>			<b>691992</b>		<b>6596130</b>		<b>793118</b>		<b>6485878</b>
1.ORGANIC CHEMICALS	--		176240		1769028		232485		1716555
2.INORGANIC CHEMICALS	--		55858		401525		38968		353786

Contd.



## 10.6 Imports by Selected Commodities in Dollars

(In Thousand Dollar)

Groups/commodities	Unit	March, 2019		Cuml, From July, 2018		March, 2018		Cuml, From July, 2017	
		Quantity	Value	Quantity	Value	Quantity	Value	Quantity	Value
3.DYEING TANNING & COLOUR MATERIAL	KG	16540516	41075	141367091	383632	15110942	46892	128402628	366537
4.MEDICINAL PRODUCTS	KG	1740404	84032	16888688	827670	1607688	98322	15755416	771366
5.ESSENTIAL OIL, PERFUMES TOILT ETC	KG	7727712	26266	106777162	227479	8359179	29107	83904387	264835
6.FERTILIZER MANUFACTURED	MT	134159	50976	1709759	716022	83314	31857	1629770	615186
7.PLASTIC MATERIALS	KG	135375352	187382	1122987137	1627873	157246868	243546	1139497001	1748760
8.INSECTICIDES	KG	2182546	15988	21058633	135218	2294055	12176	19332389	119343
9.OTHER.CHEMICAL PRODUCTS	--		54176		507683		59766		529511
<b>F. METAL GROUP</b>			<b>370115</b>		<b>3620560</b>		<b>514277</b>		<b>3833962</b>
1.IRON ORES AND CONCENTRATES	MT	--	--	378	145	--	--	78	26
2.IRON AND STEEL SCRAP	MT	288091	109471	3638564	1108896	407421	129504	4030769	1164875
3.NON FERROUS BASE METAL WASTE & SCR	MT	35330	12058	269139	95382	26164	10664	180092	75014
4.IRON AND STEEL	MT	274491	177266	2426840	1657097	443679	281172	2808627	1842641
5.ALUMINIUM WROUGHT & WORKED	--		15906		154140		18704		168237
6.MANUFACTURES OF METAL NES	--		55414		604899		74233		583169
<b>G. MISCELLANEOUS ITEMS</b>			<b>431081</b>		<b>4486975</b>		<b>546732</b>		<b>4709058</b>
1.FEEDING STUFF FOR ANIMALS	KG	7494096	8185	110551675	85630	11706229	9032	256961556	123284
2.HIDES,SKINS AND FURSKINS RAW	KG	883445	3372	6349725	23448	865897	3176	6962418	27110
3.OIL SEEDS & OLEAGINOUS FRUITS	KG	89562840	36744	2081374923	899233	202781408	100529	1992493982	1025705
4.RUBBER CRUDE INCL.SYNTH/RECLAIMED	KG	6312395	10351	72834984	129397	11854120	20780	78446872	154418
5.WOOD & CORK	--		14252		109306		12171		98293
6.PULP AND WASTE PAPER	KG	27389577	11650	354391558	152342	36935417	16405	278160228	129100
7.FERTILIZER CRUDE	MT	3049	937	111558	36188	6109	2631	80589	32893
8.CRUDE ANIMAL&VEGETABLE MATERIALS	KG	10771615	14286	82502575	126799	5410478	12813	69495924	132164
9.COAL, COKE & BRIQUETTES	MT	1635145	160349	12092959	1242623	1570639	157412	9378321	979034
10.ANIMAL OILS AND FATS	KG	1083980	681	16380052	10321	3791713	2440	28564234	18787
11.ANIMAL/VEG, FAT OIL WAX ETC NES	KG	1866232	1932	19178882	21203	955683	1561	12565683	20217
12.RUBBER TYRES & TUBES	NO	168821	8212	2644253	115588	410503	22843	5138555	255314
13.CORK/WOOD MFG.(EXCL FURNITURE)	KG	10562781	5606	85768567	50537	11581015	6809	63929859	60955
14.PAPER&PAPER BOARD & MANF. THEREOF	KG	48763813	50846	440493737	418685	57226941	52835	470414159	422992
15.CEMENT	MT	21404	796	199714	8191	16765	704	209540	10968
16.PREFABRICATED BUILDGS,SANITRY,PLG	--		8682		88385		12266		127283
17.FOOTWEAR	PAIR	982812	3985	16428199	67575	1261735	5702	21306152	80318
18.PROFESSIONAL,SCIENTFIC & CONTROL	--		44283		438677		59246		517687
19.PHOTO EQPT, OPTICAL GOODS N.E.S.	--		5060		47468		5583		50878
20.PRINTED MATTERS	--		3207		53473		6172		54615
21.ARTICLES N.E.S. OF PLASTICS	KG	3063800	11398	28637668	102807	3903693	11957	27487370	117878
22.BABY CARRIAGES, TOYS GAMES ETC.	--		4088		51531		6207		71236
23.OFFICE STATIONERY SUPPLY N.E.S	--		3433		31173		5050		40933
24.JEWELLERY OFGOLD/SILVERSMITH WEAR	--		713		10497		1167		13630
25.MUSICAL INSTRUMENTS AND PARTS	--		15388		145458		8542		116096
26.ARTICLES & MFG. OF CAVING ETC.	--		1055		8579		966		12356
27.GOLD.NON-MENETART NOT ORE/CONCEN	GM	36702	1588	298642	11863	41564	1736	367169	14916
<b>ALL OTHER ITEMS</b>	--		<b>322118</b>		<b>2815188</b>		<b>452521</b>		<b>3304967</b>

## 10.7 Imports by Selected Commodities in Rupees

(In Thousand Rupees)

Groups/commodities	Unit	March, 2019		Cuml, From July, 2018		March, 2018		Cuml, From July, 2017	
		Quantity	Value	Quantity	Value	Quantity	Value	Quantity	Value
<b>GRAND TOTAL</b>			<b>572815347</b>		<b>5371143296</b>		<b>588568485</b>		<b>4768998915</b>
<b>A. FOOD GROUP</b>			<b>41257276</b>		<b>348017755</b>		<b>39969550</b>		<b>316151704</b>
1.MILK AND CREAM	KG	9137531	1966544	60583427	12678612	7439256	2052631	53810100	12477761
2.WHEAT UNMILLED	MT	--	--	--	--	--	--	--	--
3.PULSES	KG	78091354	5112910	737550686	51675766	84138260	6107235	558568333	43951886
4.DRY FRUITS	KG	1930032	485189	18977235	4547456	1051861	224113	67778125	10148027
5.SUGAR REFINED	MT	1289	86786	5910	395426	605	38895	6673	423844
6.TEA	KG	20801577	7268819	170311438	58980021	17858334	5924761	147920676	48616277
7.SPICES	KG	10697117	1867236	96253288	14725398	11722984	1732102	99822992	13143884
8.MILK FOOD FOR BABIES,INFT.,INVL	KG	2415499	1881672	16235614	12111391	2703588	1270520	15124732	8833164
9.BEVERAGES	LTR	985910	86797	10775083	700271	1239513	70155	11658735	729506
10.PALM OIL	KG	273587920	20975129	2318488948	183162162	295288001	22203970	2117611982	166117173
11.SOYABEAN OIL	KG	16100060	1526195	95112226	9041253	4241791	345168	125193328	11710182
<b>B. MACHINERY GROUP</b>			<b>121495910</b>		<b>1153834415</b>		<b>140481757</b>		<b>1254360061</b>
1.POWER GENERATING MACH.	--		15262636		126332055		16864868		207282946
2.AGRICULTURE MACHINERY&IMPLEMENTS	--		1576702		12971031		1098342		9969684
3.CONSTRUCTION & MINING MACHINERY	--		1593358		23174817		2447605		28229577
4.TEXTILE MACHINERY	--		5801756		51141901		4883267		46875311
5.METAL WORKING MACHINERY	--		1626334		16409641		2297724		13024054
6.GEN INDUSTRIAL MACH & EQU/PARTS NS	--		26794273		222936783		24783368		203498699
7.OFFICE MACH.INCL.DATA PROS. EQUIP	--		4419138		45056367		4336041		38425738
8.TELECOM & SOUND RECORDING EQUIP	--		17629184		135629241		14250157		120777093
9.ELECTRICAL MACHINERY & APPARATUS	--		20912119		173062185		18908217		169437954
10.ROAD MOTOR VEHICLES	--		17116792		220527238		26251504		216270722
11.RAILWAY VEHICLES	--		243078		6758838		6106573		36051402
12.AIRCRAFTS,SHIPS AND BOATS	--		1377475		29240782		4072043		82144988
13.OTHER MACHINERY	--		7143064		90593536		14182046		82371894
<b>C. PETROLEUM GROUP</b>			<b>138529657</b>		<b>1398108176</b>		<b>135523960</b>		<b>1100847463</b>
1.CRUDE PETROLEUM	MT	766911	47698302	6563416	445054145	962137	47780868	7759960	316700635
2.PETROLEUM PRODUCTS	MT	758622	57304186	7591057	608979994	939907	61342177	11463662	586161717
3.GAS NATURAL & MANUFACTURED	--		33527168		344074038		26400915		197985111
<b>D. TEXTILE GROUP</b>			<b>18902722</b>		<b>155975772</b>		<b>14089574</b>		<b>122705338</b>
1.SYNTHETIC AND REGENERATED FIBRE	KG	29016123	7162018	214517163	56523619	24454678	5783263	185764625	42710756
2.SYNTHETIC & ARTIFICIAL SILK YARN	KG	24402020	8175954	220055077	64443798	20603861	5233570	235380482	52464966
3.WORN CLOTHING	KG	36825527	2143594	342006925	17137364	36278079	1437210	322446164	12726833
4.ARTICLES OF APPAREL & CLOTHING	--		869881		13258981		852812		9670062
5.BAGS & SACKS OF TEX. MATERIALS	MT	399	49819	4977	692887	168	35439	4883	727604
6.JUTE	MT	6820	501455	57702	3919123	12151	747280	69197	4405117
<b>E. AGRICULTURE/OTH. CHEMICAL GROUP</b>			<b>96302034</b>		<b>870337760</b>		<b>88883941</b>		<b>698114689</b>
1.ORGANIC CHEMICALS	--		24526705		233774072		26054355		185152236
2.INORGANIC CHEMICALS	--		7773593		53192478		4367125		38038527
3.DYEING TANNING & COLOUR MATERIAL	KG	16540516	5716261	141367091	50777154	15110942	5255141	128402628	39483336

Contd.

## 10.7 Imports by Selected Commodities in Rupees

(In Thousand Rupees)

Groups/commodities	Unit	March, 2019		Cuml, From July, 2018		March, 2018		Cuml, From July, 2017	
		Quantity	Value	Quantity	Value	Quantity	Value	Quantity	Value
4.MEDICINAL PRODUCTS	KG	1740404	11694398	16888688	109310391	1607688	11018817	15755416	83041307
5.ESSENTIAL OIL, PERFUMES TOILT ETC	KG	7727712	3655321	106777162	30097778	8359179	3261974	83904387	28492299
6.FERTILIZER MANUFACTURED	MT	134159	7094158	1709759	92854939	83314	3570193	1629770	65585790
7.PLASTIC MATERIALS	KG	135375352	26077201	1122987137	215229524	157246868	27293890	1139497001	188545258
8.INSECTICIDES	KG	2182546	2224979	21058633	17892705	2294055	1364526	19332389	12809716
9.OTHER.CHEMICAL PRODUCTS	--		7539418		67208720		6697920		56966219
F. METAL GROUP			51507579		478395164		57634418		413097229
1.IRON ORES AND CONCENTRATES	MT	--	--	378	19103	--	--	78	2783
2.IRON AND STEEL SCRAP	MT	288091	15234712	3638564	146279476	407421	14513388	4030769	125303289
3.NON FERROUS BASE METAL WASTE & SCR	MT	35330	1678052	269139	12639475	26164	1195106	180092	8100868
4.IRON AND STEEL	MT	274491	24669437	2426840	218605664	443679	31510626	2808627	198824018
5.ALUMINIUM WROUGHT & WORKED	--		2213639		20286075		2096127		18134775
6.MANUFACTURES OF METAL NES	--		7711738		80565371		8319171		62731497
G. MISCELLANEOUS ITEMS			59991982		592593693		61271660		506762967
1.FEEDING STUFF FOR ANIMALS	KG	7494096	1139085	110551675	11337142	11706229	1012184	256961556	13183864
2.HIDES,SKINS AND FURSKINS RAW	KG	883445	469271	6349725	3109983	865897	355933	6962418	2919565
3.OIL SEEDS & OLEAGINOUS FRUITS	KG	89562840	5113524	2081374923	118859305	202781408	11266162	1992493982	110258027
4.RUBBER CRUDE INCL.SYNTH/RECLAIMED	KG	6312395	1440547	72834984	17128535	11854120	2328811	78446872	16658495
5.WOOD & CORK	--		1983394		14494010		1363951		10588369
6.PULP AND WASTE PAPER	KG	27389577	1621350	354391558	19951970	36935417	1838514	278160228	13915866
7.FERTILIZER CRUDE	MT	3049	130436	111558	4745286	6109	294801	80589	3528810
8.CRUDE ANIMAL&VEGETABLE MATERIALS	KG	10771615	1988086	82502575	16639314	5410478	1435947	69495924	14160551
9.COAL, COKE & BRIQUETTES	MT	1635145	22315129	12092959	163920438	1570639	17640955	9378321	105720780
10.ANIMAL OILS AND FATS	KG	1083980	94769	16380052	1344530	3791713	273464	28564234	2018837
11.ANIMAL/VEG, FAT OIL WAX ETC NES	KG	1866232	268823	19178882	2799678	955683	174894	12565683	2175985
12.RUBBER TYRES & TUBES	NO	168821	1142864	2644253	15076633	410503	2559974	5138555	27345957
13.CORK/WOOD MFG.(EXCL FURNITURE)	KG	10562781	780222	85768567	6700441	11581015	763069	63929859	6567292
14.PAPER&PAPER BOARD & MANF. THEREOF	KG	48763813	7076042	440493737	55351190	57226941	5921184	470414159	45517474
15.CEMENT	MT	21404	110768	199714	1082604	16765	78897	209540	1173438
16.PREFABRICATED BUILDGS,SANITRY,PLG	--		1208236		11688365		1374649		13654853
17.FOOTWEAR	PAIR	982812	554637	16428199	8854539	1261735	639006	21306152	8598367
18.PROFESSIONAL,SCIENTFIC & CONTROL	--		6162759		58054585		6639580		55709035
19.PHOTO EQPT, OPTICAL GOODS N.E.S.	--		704238		6289194		625639		5473914
20.PRINTED MATTERS	--		446312		7041978		691664		5902840
21.ARTICLES N.E.S. OF PLASTICS	KG	3063800	1586265	28637668	13580625	3903693	1339971	27487370	12679947
22.BABY CARRIAGES, TOYS GAMES ETC.	--		568851		6795852		695568		7645180
23.OFFICE STATIONERY SUPPLY N.E.S	--		477742		4156171		565893		4414539
24.JEWELLERY OFGOLD/SILVERSMITH WEAR	--		99291		1393512		130824		1460599
25.MUSICAL INSTRUMENTS AND PARTS	--		2141518		19499756		957314		12561494
26.ARTICLES & MFG. OF CAVING ETC.	--		146890		1140982		108287		1328429
27.GOLD.NON-MENETART NOT ORE/CONCEN	GM	36702	220933	298642	1557076	41564	194526	367169	1600461
ALL OTHER ITEMS	--		44828187		373880560		50713625		356959465

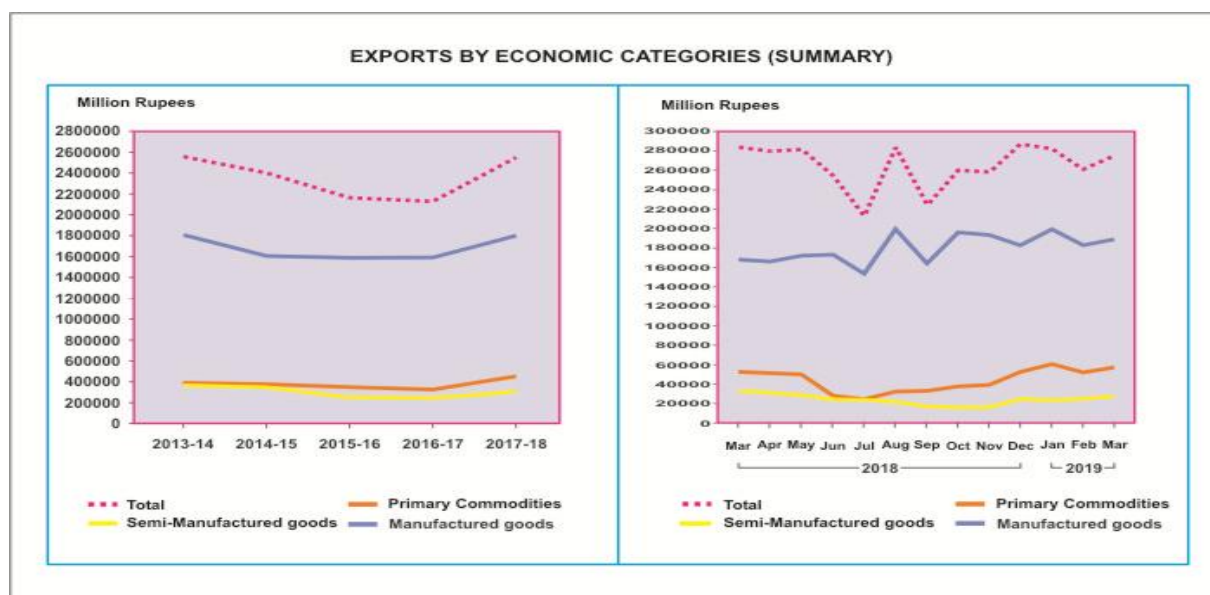
## 10.8 Exports by Economic Categories (Summary)

(Million Rupees)

Year/Month	Total	Primary Commodities	Semi-manufactured Goods	Manufactured Goods
2013-14	2,583,463.2	420,496.3	369,066.1	1,793,900.8
2014-15	2,397,513.0	402,750.3	352,073.7	1,642,689.0
2015-16	2,166,846.4	356,583.9	254,329.3	1,555,933.1
2016-17	2,138,185.6	331,040.1	246,319.2	1,560,826.3
2017-18	2,555,043.3	454,350.7	307,567.4	1,793,125.2
2018 Mar	249,551.3	53,868.8	34,276.6	161,405.8
Apr	245,477.8	52,029.5	33,724.0	159,724.3
May	246,906.8	50,947.0	31,466.1	164,493.7
Jun	223,785.8	30,459.9	26,928.7	166,397.2
Jul	203,652.5	27,854.8	26,276.3	149,521.4
Aug	249,239.6	34,479.1	24,510.5	190,250.0
Sep	213,771.1	35,833.0	20,045.2	157,892.9
Oct	247,216.6	39,834.6	19,704.1	187,677.9
Nov	245,484.1	41,107.9	19,817.2	184,559.0
Dec	286,802.4	61,607.7	24,544.1	200,650.6
2019 Jan	282,179.2	60,737.6	23,657.5	197,784.1
Feb	260,592.0	52,237.6	25,791.3	182,563.1
Mar	274,761.2	57,502.8	27,851.9	189,406.7

Note: Total may not tally due to rounding of figures.

\* : Provisional



## 10.9 Export by Economic Categories (Details)

(In Thousand Rupees)

Commodities	March, 2019	Cuml. From July,2018	March, 2018	Cuml. From July,2017
<b>GRAND TOTAL</b>	<b>274,761,225</b>	<b>2,263,698,769</b>	<b>249,551,253</b>	<b>1,838,872,910</b>
<b>A. PRIMARY COMMODITIES:</b>	<b>57,502,805</b>	<b>411,195,217</b>	<b>53,868,806</b>	<b>320,912,119</b>
RAW COTTON (INCLUDING LINTER & WASTE)	142,502	3,347,291	279,541	7,491,212
RAW WOOL (INCLUDING ANIMAL HAIR)	8,642	475,832	58,032	346,507
FISH	6,374,164	39,019,591	5,758,993	33,842,343
RICE	31,996,726	199,899,561	26,084,765	161,792,101
HIDES & SKINS (INCLUDING FUR SKINS)	5,650	90,230	5,817	104,695
FRUITS & VEGETABLES	7,597,125	68,739,360	8,638,400	53,488,410
SPICES	1,322,486	9,168,177	1,044,810	6,447,502
TOBACCO UN-MANUFACTURED	12,309	2,164,515	100,080	2,355,063
OTHER PRIMARY COMMODITIES	10,043,201	88,290,660	11,898,368	55,044,284
<b>B. SEMI-MANUFACTURES:</b>	<b>27,851,862</b>	<b>212,198,143</b>	<b>34,276,634</b>	<b>215,448,641</b>
COTTON YARN	12,792,191	110,257,581	14,353,874	106,291,924
LEATHER	3,036,117	24,844,776	3,147,261	25,872,679
MOLASSES	1,396	1,045,725	16,700	1,467,308
OIL CAKES	53,393	2,493,162	582,109	1,113,782
AGAR, AGAR DUST & WOOD		161		
HENNA LEAVES & POWDER	17,132	163,209	74,947	231,093
OTHER SEMI MANUFACTURES	11,951,632	73,393,527	16,101,744	80,471,853
<b>C. MANUFACTURED GOODS:</b>	<b>189,406,557</b>	<b>1,640,305,409</b>	<b>161,405,813</b>	<b>1,302,512,150</b>
COTTON THREAD	40,715	165,925	8,052	95,747
COTTON FABRICS WOVEN	25,775,138	210,728,267	22,869,919	175,014,186
TEXTILE FABRICS (OTHER THAN COTTON FABRS)	3,440,332	29,897,355	3,468,109	25,297,595
WOOLLEN CARPETS	841,209	6,527,768	798,927	6,116,371
TAPESTRIES	586	586	786	972
MANUFACTURE OF LEATHER	5,545,267	57,195,936	5,450,694	50,897,293
FOOTWEAR	1,357,943	11,948,329	1,203,711	8,725,489
SPORTS GOODS (EXCLUDING INDOOR GAMES)	2,220,321	17,557,121	2,218,044	15,232,565
TOBACCO MANUFACTURED	69,211	261,259	21,829	207,522
MEDICAL INSTRUMENT N.E.S.	25,144	492,194	60,770	635,669
FRUIT & VEGETABLE PREPARATIONS	687,671	5,114,303	709,505	4,066,221
FISH PREPARATIONS	12,849	226,884	1,029	188,816
CEREAL PREPARATIONS	652,196	4,486,302	430,587	3,067,751
GUAR PRODUCTS	369,693	3,522,153	433,323	2,847,830
FLOUR & MEAL OF OIL SEEDS	1,577	14,258	1,331	6,648
FISH MEAL & MEAT MEAL	663,633	3,854,722	527,645	2,212,232
PETROLEUM PRODUCTS	1,592,704	20,198,347	1,178,421	16,325,977
CHEMICAL & CHEMICAL PREPARATIONS	14,028,317	111,185,754	11,000,732	85,759,605
MACHINERY & TRANSPORT EQUIPMENT	1,999,889	16,625,880	1,853,787	15,194,801
ARTICLES OF APPAREL AND CLOTHING				
ACCESSORIES (INCLUDING HOSIERY)	59,802,256	544,826,708	50,761,142	418,856,552
OTHER MANUFACTURED GOODS	70,279,906	595,475,359	58,407,469	471,762,306

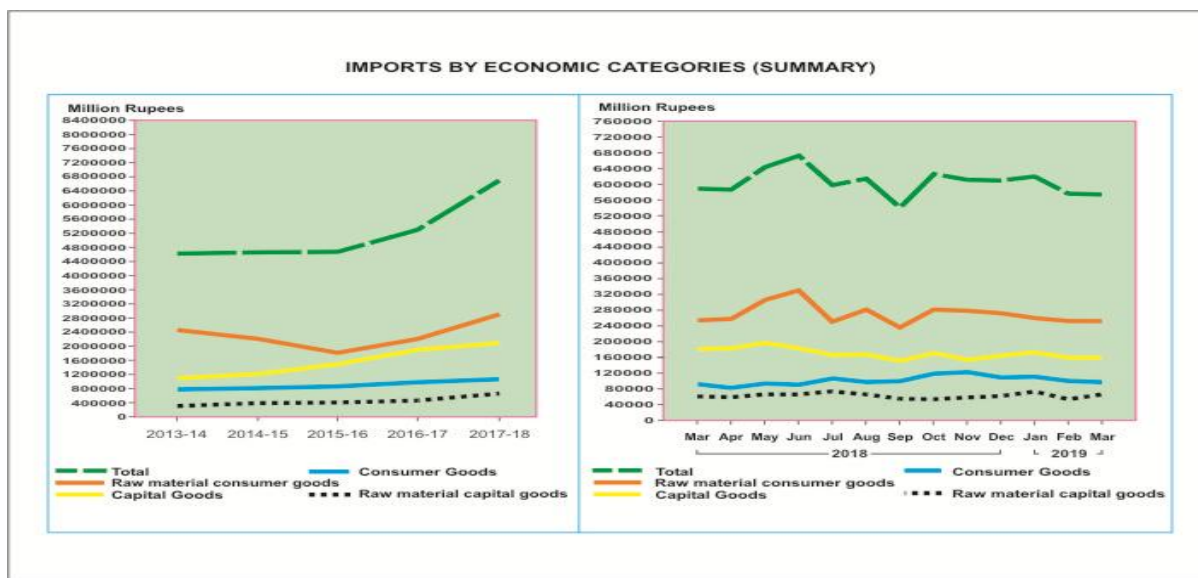
## 10.10 Imports by Economic Categories (Summary)

(Million rupees)

Year/Month	Total	Consumer goods	Raw material		Capital goods
			Consumer goods	Capital goods	
2013-14	4,630,520.8	780,192.2	2,462,189.2	306,810.4	1,081,329.0
2014-15	4,644,151.6	807,979.7	2,214,663.6	388,166.9	1,233,341.4
2015-16	4,658,748.9	870,976.8	1,887,884.5	417,209.9	1,482,677.7
2016-17	5,539,720.6	981,732.9	2,199,168.9	470,890.9	1,887,927.9
2017-18	6,694,896.7	1,070,539.0	2,878,787.6	660,986.3	2,084,584.0
2018 Mar	588,568.5	92,213.3	253,911.9	60,912.7	181,530.6
Apr	586,223.9	86,783.9	257,115.7	59,537.7	182,786.6
May	667,561.9	94,634.4	307,555.5	67,821.1	197,551.0
Jun	672,111.9	90,918.4	330,118.1	67,301.4	183,774.0
Jul	597,827.6	107,550.7	251,380.8	72,735.8	166,160.3
Aug	614,125.7	100,034.9	280,276.7	67,014.4	166,799.7
Sep	545,495.8	106,902.7	235,590.4	53,902.6	149,100.1
Oct	626,030.9	119,406.3	281,160.6	54,574.4	170,889.6
Nov	611,629.9	122,541.6	276,761.7	57,997.3	154,329.3
Dec	609,595.6	109,445.8	272,431.7	63,292.4	164,425.6
2019 Jan	619,586.3	111,415.7	260,668.9	73,564.2	173,937.5
Feb	574,036.1	100,030.1	252,870.7	55,353.7	165,731.7
Mar	572,815.3	96,542.1	252,206.4	65,268.2	158,798.7

Note: Total may not tally due to rounding of figures.

\* : Provisional



## 10.11 Imports by Economic Categories (Detail)

(In Thousand Rupees)

Items	March, 2019	From July, 2018	March, 2018	From July, 2017
<b>GRAND TOTAL</b>	<b>572815347</b>	<b>5371143296</b>	<b>588568485***</b>	<b>4768998915</b>
<b>1. CONSUMER GOODS TOTAL</b>	<b>96542074</b>	<b>973919694</b>	<b>92213278*</b>	<b>798202355</b>
10121 PURE BRED BREEDING HORSES	51078	79460	5824	78449
10129 OTHER LIVE HORSES		8724		
10190 OTHER LIVE ANIMALS		1198		
10221 PURE BRED BREEDING BULLS		616003	460495	1080077
10229 OTHER LIVE BULLS		25437	48666	90717
10290 OTHER LIVE BOVINE ANIMALS				319
10410 SHEEP LIVE	7476	305835		
10511 FOWLS (CHICKEN) WT UPTO 185G		1058278	35388	1131420
10513 DUCKS, WEIGHT UPTO 185 GRAM	78	78		
10594 OTH FOWLS OF THE SPE (CHICKEN)	76	602	39	39
10599 OTH LIVE POULTRY	62	222		185
10613 CAMELS&OTH CAMELIDS(CAMELIDAE)				449
20120 OTH CUT WITH BONE BOVIN ANIMAL		269		
20130 MEAT OF BOV ANIM F/CH BON LESS	329	1550	204	799
20220 OTH CUTS WITH BONE IN,BOV FROZ		26205	2185	12041
20230 MEAT BOV ANIMAL FROZE BONELESS	26897	242125	20013	208016
20422 O,CUTS OF SHEEP,FR/CHI BONE IN		685		
20423 OTH BONELESS MEAT OF SHEEP F/C		45		1
20442 OTH CUTS OF SHEEP FROZ BONE IN		9669		
20450 MEAT OF GOATS FRESH/CHILL/FROZ	35	35		567912
20610 EDIBLE OFFAL OF BOV ANIMAL F/C	38731	408079	61267	308880
20622 LIVERS OF BOV ANIMALS FROZEN	10015	64810	10885	63965
20629 O, EDIBLE OFFAL BOV ANI FROZEN	4827	54221	1154	41407
20680 OTH EDIBLE OFFAL OF ANIM FR/CH				42
20690 OTH EDIBLE OFFAL OF ANIM FROZN				6119
20714 CUTS & OFFAL OF FOWLS FROZEN		59122	1126	17710
20725 MEAT OF TURKEY FROZEN NOT CUT		144		
20745 OTH DUCK MEAT FROZEN		173		
20754 OTH GEESE MEAT FRESH/CHILLED				1797
21099 OTH EDI FLOUR/MEAL OF MEAT/OFL		1385		7304
30111 ORNAMENTAL FISH RFRESHWATER	4716	36049	3231	25995
30119 OTHER ORNAMENTAL FISH	562	1530		420
30192 EELS. LIVE(ANGUILLA SPP)				292
30199 OTHER LIVE FISH		14067	3395	12588
30214 ATLANTIC SALMON F/CH EX.FILLET	2242	6627		
30219 OTH SALMO FISH,EXCL LIVER F/CH		13	34	2388
30229 O.FLAT FISH,EX.LIVER&ROES.F/CH	272	870	153	927
30239 OTH TUNAS EXCL LVR/ROES FR/CHL	5071	5101		
30299 OTH EDIBLE FISH OFFAL FR/CHILL				1
30319 O.SALMONIDAE FROZ,EX.LIVER&ROE				184
30329 O.TILAPIAS.EX.LIVERS&ROES FROZ		8500		24
30339 OTH FLAT FISH,EXCL LIVERS FROZ		27561		55716
30363 COD FISH EXCL LVR/ROES FROZEN				258
30389 OTH FISH FROZEN EXC.LIVER&ROES				910
30432 CATFISH F.FILLET&MEAT.FRE/CHI				29
30439 OTH FISH FILLET/MEAT FRESH/CHI		18		
30441 FR/CH FILLET OF PACIFIC SALMON		7248	745	6581
30451 OTH FILLETS OF TILAPIAS.FRE/CH	51000	735318	30504	765387
30462 FROZE FILLET/MEAT.CATFISH FISH	74630	516950	50171	748119
30469 FROZEN FILLET OF OTH TILAPIAS				9
30483 FROZEN FILLET/MEAT.FLAT FISH		218		
30487 FROZEN FILLETS/MEAT OF TUNAS		95		161
30489 FROZEN FILLET/MEAT OF OTH FISH				66
30499 OT FISH FILET/MEAT FRE/CH/FROZ			11	2465
30510 FLOUR,MEAL&PELTS FOR FOR HUMAN				74
30520 LIVERS&ROES,DRIED,SMOKED,SALT				597
30539 OTH FISH FILLE/D/S/BR.NOT SMOK			58	58
30549 OTH SMOKED FISH&FILLET NOT EDI				38

Contd.

## 10.11 Imports by Economic Categories (Detail)

(In Thousand Rupees)

Items	March, 2019	From July, 2018	March, 2018	From July, 2017
30559 OTH DRIED FISH SALT NOT SMOKED		13		
30569 OTH FISH SALT,NOT DRIED/SMOKED				2
30611 ROCK LOBSTER&SEA CRAWFISH FROZ		3074	269	1803
30614 CRABS FROZEN FIT FOR HUMAN CON		40		809
30616 COLD WATER SHRIMPS&PRAWNS FROZ				1688
30617 OTHER SHRIMPS & PRAWNS FROZEN		396		87
30729 OTH,SCALLOPS,CHLAMYS,FROZ,DRY				70
30742 CUTTLE FISH & SQUID LIVE FRESH				1232
30743 CUTTLE FISH & SQUID FROZEN	27492	28701		1645
40110 MILK&CREAM OF A FAT UPTO 1%	628	10796	2035	14954
40120 MILK & CREAM OF A FAT 1% TO 6%	1965	76111	8589	59261
40150 MILK & CREAM.FAT-EXCEEDING-10%		4623		9904
40210 MILK IN POWDER FAT 1.5%	1483454	9601716	1758026	9744507
40221 MILK IN POWDER>1.5% FAT	7596	185151		563754
40229 OTH,MILK IN POWDER>1.5% FAT	10877	15636	4272	19650
40291 OTH MILK/CREAM NOT SOLID/SWEET		16788	1759	36457
40299 OTH MILK/CREAM SOLID,SWEETEND	7224	141041	17043	97645
40310 YOGURT	262	13781	428	14490
40390 BUTTER MILK,CURDLED MILK/CREAM	52	433	58	6832
40410 WHEY POWDER	390352	2104994	231132	1575074
40490 OTH PRODUCT CONSIST NATUR MILK	54233	379122	15845	252234
40510 BUTTER	16684	128734	11594	148586
40520 DAIRY SPREADS	3225	17869		6
40590 OTH FATS&OIL DERIVED FR MILK	74	26508	19085	64634
40610 FRESH CHEESE	3021	209481	30700	251006
40620 GRATED OR POWDER CHEESE	44543	438902	52347	444880
40630 PROCESSED CHEESE NOT GRATED	45459	439431	57547	382020
40640 BLUE-VEINED CHEESE		6		545
40690 OTHER CHEESE	767	27054		19544
40711 FERTILIZED CHICKEN EGGS(FOWLS)	1773	98218		1237
40719 FERTILIZED EGGS OF OTHER BIRDS		91		1504
40721 O.FRESH EGGS OF CHICKEN(FOWLS)			466	7680
40729 OTH FRESH EGGS OF OTHER BIRDS		162		544
40790 OTH BIRD EGG IN SHELL FR/COCKED			532	574
40811 EGG YOLKS,DRIED		32211	581	15839
40819 EGG YOLKS,OTHER THAN DRIED		33154		33772
40891 OTH BIRDS,EGG,NOT IN SHELL DRY	42809	376944	48649	241193
40899 OTH BIRDS,EGG OTH THAN DRY				24
40900 NATURAL HONEY	18394	254201	8606	222402
41000 EDIBLE PRODUCT OF ANIMAL ORIGN		1081	276	2508
70110 POTATO SEEDS	34226	532057		675410
70190 POTATOES,FRESH OR CHILLED		4093		2260
70200 TOMATOES,FRESH OR CHILLED	787	3660164		3016263
70310 ONIONS AND SHALLOTS	1776	1018065		1454329
70320 GARLIC	490549	3547590	687543	6645271
70390 LEEK,OTH ALLIACEOUS VEGETABLES		128		1
70410 CAULIFLOWERS & HEADED BROCCOLI				427
70490 OTH;EDIBLE BRASSICAS,FRESH/CHI	7	23731		4781
70511 CABBAGE LETTUCE(H-LETUC)SALAD				44226
70519 OTHER; LETTUCE		332	193	8793
70529 OTHER; CHICORY ROOTS		432		
70610 CARROTS AND TURNIPS		1056	10	11502
70690 OTH SALAD.BEETROOT,RADISH ETC		10		1701
70700 CUCUMBERS&GHERKINS,FRESH/CHL	2670	1199928		629575
70810 PEAS FRESH OR CHILLED		38		189
70820 BEANS (SAME),FRESH OR CHILLED				6
70920 ASPARAGUS,FRESH OR CHILLED				575
70930 AUBERGINES FRESH OR CHILLED				967
70940 CELERY OTH THAN CELERIAC,F/CHL				161
70951 MUSHROOMS,FRESH OR CHILLED		1146		2633
70959 GLOBE ARTICHOKE,FRESH/CHILLED		131		223

Contd.



## 10.11 Imports by Economic Categories (Detail)

(In Thousand Rupees)

Items	March, 2019	From July, 2018	March, 2018	From July, 2017	
70960	FRUIT OF GENUS CAPSICUM F/CHLL	1451	2347	113	5085
70992	OTHER OLIVES FRESH OR CHILLED	728	728		
70999	OTH VEGETABLES FRESH/CHILLED		7087		1907
71010	POTATO, FROZEN.				309
71021	PEAS(PISUM SATIVUM),FROZEN		8713	1774	7181
71022	BEANS FROZEN	7	425		
71029	OTH LEGUMINOUS VEGETABLES FROZ			234	1160
71030	SPINACH,NEWEALAND SPINACH FROZ		447	84	388
71040	SWEET CORN, FROZEN	37	39402	5191	25808
71080	OTHER VEGETABLES,FROZEN	768	34824	1807	8689
71090	MIXTURE OF VEGETABLES,FROZEN	40	42615	12	39955
71120	OLIVES PROVISIONALLY PRESERVED	2114	2114	1339	1907
71140	CUCUMBERS & GHERKINS PRESERVED				508
71159	OTH MUSHROOMS & TRUFFLES	68	68	17	17
71190	OTH VEGETABLES, PRESERVED		2423		2482
71220	ONION; WHOLE DRIED,CUT	11684	114498	4330	103637
71231	MUSHROOM GENUS AGARICUS DRIED		1544		1305
71233	JELY FUNGI DRY CUT WHOLE SLIC				507
71239	OTH TRUFFLE DRYCUT WHOLE SLIC	5927	60961	5776	57166
71290	OTH VEGETABLE MIXTURE DRIED	375	114942	5987	198154
71310	PEAS DRIED SHELLED	931273	4278281	417364	4810781
71320	GRAM DRY WHOLE	2221967	30366894	3550647	22717325
71331	BEANS OF SPECIES VIGNA MUNGO	3474	31979	18279	305635
71332	SMALL RED (ADZUKI) BEANS				16307
71333	KIDNEY BEANS,INCL WHITE BENAS	977030	7548007	690639	6276404
71339	GREEN BEANS,DRY WHOLE	54021	515848	116937	1321137
71340	LENTILES, DRY WHOLE	583406	4918878	651330	2230815
71350	BROAD BEANS & HORSE BEAN	5931	45462		30962
71360	PIGEON PEAS				3531
71390	BLACK METPE DRY WHOLE	335808	3970418	662038	6238989
71430	YAMS FRESH,CHILLED,FROZEN/DRIE	19691	72887	5239	14410
71440	TARO FRESH,CHILLED,FROZEN/DRIE		494		
80111	DESICCATED, COCONUTS	73890	881481	84262	733810
80112	COCONUT IN THE INNER SHELL	84848	184918		1518
80119	COCONUT SEED	1743	236207	35961	120241
80122	BRAZIL NUT SHELLED		3	2	4
80131	CASHEW NUT IN SHELL		12		
80132	CASHEW NUT SHELLED	9571	17329	2805	542938
80211	ALMOND IN SHELL	10746	142982	96148	920767
80212	ALMOND,SHELLED (GIRI).	77	18504	9857	1545785
80221	HAZEL NUTS,IN SHELL		639	30	1824
80222	HAZEL NUTS,SHELLED			169	170
80231	WALNUTS IN SHELL(AKHROTE)	128671	1530693	4387	322188
80232	WAL NUTS SHELLED(AKHROTE)		19705	54	1854
80251	PISTACHIO IN SHELL	34523	420356	17878	445680
80252	PISTACHIO SHELLED	12800	159549	1571	106024
80262	MACADAMIA NUTS SHELLED				1
80280	ARECA(BETAL NUTS)				5275742
80290	OTHER EDIBLE NUTS	798	8403		3587
80310	PLANTAINS,FRESH OR DRIED		50		
80390	OTHER BANANS FRESH OR DRIED		31		1
80410	DATES FRESH	197934	1315442	77186	832519
80420	FIGS	296	25018	585	31201
80430	PINEAPPLES				460
80440	AVOCADOS			320	1638
80450	GUAVAS			68	84
80510	ORANGES		221		4263
80521	MANDARIN INC TANGERINE&SATSUMA		54		
80540	GRAPE FRUIT,FRESH OR DRIED				110
80550	LEMONS AND LIMES				14
80590	OTH CITRUS FRUITS FRESH/DRIED.		649		48

Contd.

## 10.11 Imports by Economic Categories (Detail)

(In Thousand Rupees)

I t e m s		March, 2019	From July, 2018	March, 2018	From July, 2017
80610	GRAPES, FRESH	18504	12842445		6125464
80620	GRAPES, DRIED	11355	234083	14885	237511
80711	WATERMELONS		82896		419432
80719	OTHER MELONS		46803		77183
80720	PAPAWS;(PAPAYAS/PAPITA)		3		
80810	APPLE, FRESH	606745	3848724		3568459
80830	PEARS FRESH				38539
80910	APRICORTS;FRESH(KHUBANI)		1092468		1038176
80929	OTHER FRESH CHERRIES		921		
80930	PEACHES,(INCLNECTR)ARROO FRESH				130
80940	PLUMS AND SLOES		465		12038
81020	RASBERRY,BLACKBERRY,ETC FRESH				63
81030	BLACK,WHITE/RED CURRANTS&GOOSE		163		3096
81050	KIWIFRUIT, FRESH				4437
81090	POMEGRANATA,FRESH	46380	2111413		1764886
81110	STRAWBERRIES,FROZEN				1572
81120	RASBERRY,BL.BERRY MULBERRY FRZ	421	3815	474	13026
81190	OTHER FRUITS AND NUTS,FROZEN	805	34114		1833
81210	CHERRIES PROVISIONLY PRESERV		3951		
81290	OTH FRUIT/NUTS PRESERVED PROVI		124777		34740
81310	APRICOTS DRIED	13680	112148	2347	133898
81320	PRUNES DRIED	14115	147157	5608	47620
81330	APPLES DRIED		6238	5350	9915
81340	TAMARIND	248556	1705096	62329	519474
81350	MIXTURE OF NUTS,DRIED FRUITS		101	309	3842
90111	COFFEE NOT ROAST,NOT DECAFEINE	453	453		3952
90112	COFEE NOT ROAST,DECAFFEINATED		15		3
90121	COFFEE,ROAST,NOT DECAFFEINATED	8253	79004	4725	34701
90122	COFFEE ROASTED,DECAFFEINATED		18		1944
90190	OTH COFFEE HUSKS/SKIN/COFE SUB	1755	6212	11019	71319
90210	GREEN TEA PACK < 3 KG		35840	13112	45043
90220	OTHER GREEN TEA(NOT FERMENTED)	113290	1791573	91426	1002241
90230	BLACK TEA & PARTLY FERMENT TEA	290	3963	43195	246256
90240	TEA DUST	7155239	57148644	5777028	47322737
90300	MATE				21
90411	PEPPER,BLACK,CRUSH NOT GROUND	511413	1921861	403139	2851814
90412	PEPPER CRUSHED OR GROUND		1941		3233
90421	RED CHILLIES (WHOLE)		8385	260	35062
90422	RED CHILLIES (POWDER)	523	73870	317	17964
90520	VANILLA CRUSHED OR GROUND				21
90611	CINNAMON NOT CRUSHED OR GROUND	1826	40952	4206	42279
90619	OTHER CINNAMON	116702	780459	53934	605970
90620	CINNAMON & TREE FLOWER,CRUSHED		22		30
90710	CLOVES NEITHER CRUSHED/GROUND	70544	886266	53704	467137
90720	CLOVES CRUSHED & GROUND				1369
90811	NUTMEG NEITHER CRUSHED/GROUND	37104	201381	11879	144154
90812	NUTMEG CRUSHED & GROUND		91		9
90821	MACE NEITHER CRUSHED/GROUND	68047	239219	25505	127561
90822	MACE CRUSHED OR GROUND	752	3925		607
90831	LARGE CARDAMOMS NITHER-CRU/GRO	197280	1402218	221058	1252236
90832	CARDAMOMS CRUSHED & GROUND		8344	2874	5661
90921	SEEDS-CORIANDER NITHER CRU/GRO	72565	376116	41305	371577
90922	SEEDS-CORIANDER CRUSHED/GROUND	1658	1658	458	4874
90931	SEEDS CUMIN.N-CRU/GRO(W.ZEERA)	19976	298570	143356	603850
90932	SEEDS CUMIN.CRUSH/GRO(W.ZEERA)		3431		224
90961	CARAWAY,ANISE,FENEL,JUNI.N-CR/G	38527	213757	28419	200382
90962	CARAWAY,ANISE,FENEL,JUNI.CR/GR		3468		
91011	GINGER NEITHE CRUSHED/GROUND	697642	7962496	682091	6123609
91012	GINGER. CRUSHED OR GROUND		3708		3253
91020	SAFFRON, (ZAFRAN)		344	5	923
91030	TURMERIC (CURCUMA)	2478	60729	7977	43521

Contd.

## 10.11 Imports by Economic Categories (Detail)

(In Thousand Rupees)

I t e m s		March, 2019	From July, 2018	March, 2018	From July, 2017
91091	MIXTU OF PROD H-09.04 TO 09.10	27270	179621	46151	175704
91099	THYME BAY LEAVES	2928	52565	5465	60860
100111	DURUM WHEAT SEED				34
100290	OTHER RYE			602	1178
100310	BARLEY SEED	3899	116550		
100390	OTHER BARLEY	9044	361837	18988	195149
100490	OTHER OATS		45457		576940
100510	SEED, MAIZE	360737	6347198	56234	4684396
100590	OTHER MAIZE (CORN)	7684	194114	15476	127619
100610	RICE SEED FOR SOWING	726393	1900695	280682	963992
100620	HUSKED (BROWN) RICE		214		9587
100630	RICE BASMATI	691	10595	946	29609
100640	BROKEN RICE		2392		47550
100710	SEED GRAIN SORGHUM(JAWAR)	2024	2024		28393
100790	OTHER GRAIN SORGHUM(JAWAR)				951014
100821	SEED MILLET (BAJRA)	61531	245033	27499	38503
100829	OTHER MILLET (BAJRA)	2310	58733	14001	312838
100830	CANARY SEED	873	11566		58037
100850	QUINOA			29	297
100890	OTHER CEREALS		3926	34	91
110100	WHEAT FLOUR	2809	23212	6268	12139
110220	MAIZE (CORN) FLOUR		5521		5317
110290	OTHER CEREAL FLOUR		175		1368
110311	GROATS AND MEAL OF WHEAT				99
110313	GROATS&MEAL OF MAIZE (CORN)	5150	16196	1848	17791
110319	GROATS AND MEAL OF OTH CEREAL		91	150	379
110320	PELLETS OF OTHER CEREALS		13206		67768
110412	ROLLED OR FLAKED, OATS.	3158	51677	5288	19760
110419	ROLLED/FLAKED GRAIN/OTH CEREAL		24	4	158
110422	OTHER WORKED GRAIN OF OATS	4	25230	7892	64244
110423	OTH WORK GRAIN OF MAIZE (CORN)			1635	9681
110429	OTH WORK GRAIN OF OTH CEREALS		334	103	160
110430	GERM OF CEREALS,WHOLE,ROL,FLAK	316	530	244	629
110510	FLOUR,MEAL&POWDER OF POTATOES	49664	544147	36527	377203
110520	FLAKE,GRANULE/PELLETS POTATOES	28248	102122	3301	41482
110610	FLOUR,MEAL,POWDER,DRY LEGU VEG				79
110620	FLOUR,MEAL POWDER OF SAGO/ROOT				234
110630	FLOUR,MEAL POWDER PRD CHAPT-8	1162	3648	780	3726
110710	MALT NOT ROASTED	25124	115316		47282
110720	MALT ROASTED		3	7	1054
110811	WHEAT, STARCH		2		
121020	HOP CONES,GROUND POWDER PELLET	21781	29137	34447	34447
121120	GINSENG ROOTS		303	34	34
121229	OTHER SEAWEDS& OTHER ALGAE		22226		4094
121292	LOCUST BEANS (CAROB)				23
121299	OTHER FRUIT STONE&KERNELS/VEG		829		2181
121410	LUCERNE (ALFALFA) MEAL&PELLETS	1290	5935		
121490	OTH SWEDES,MANGOLDS,FODDER,HEY				1404
130120	GUM ARABIC	76724	222206	197	77283
160231	OTH PREP/PRESV MEAT OF TURKEY		2569	523	1772
160232	OTH PREP/PRESV MEAT OF FOWLS	13773	201108	20031	376132
160239	OTH PREP/PRESV,MEAT OTH POLTRY	9243	48436	1150	89983
160250	OTH PREP/PRES MEAT BOVIN ANIML	1601	9985	2573	9598
160290	OTH PREP MEA OFL,BLOOD ANIMAL		13		87
160300	EXTRACT/JUICE OF MEAT,FISH ETC				73
160411	SALMON,FISH,WHOLE/PIE NOT MICE	975	7751	787	3712
160413	SARDINE,BRISL/SPRAT W/P N-MINC		22		1262
160414	TUNAS,SKIPJACK,BONITO,WHOLE/PC	19	2823	723	3418
160417	EELS,WHOLE/PIECE NOT MINC		6		
160419	OTH FISH,WHOLE/PIECE NOT MINCE		46359	715	38603
160420	FISH MAWS		21439		11566

Contd.

## 10.11 Imports by Economic Categories (Detail)

(In Thousand Rupees)

Items	March, 2019	From July, 2018	March, 2018	From July, 2017
160510 CRAB,PREPARED OR PRESERVED.		110	6	409
160529 OTH SHRIMPS&PRAWN PREPARED/PRE		776		
160552 SCALLOPS,INCL QUEEN SCALLOPS				134
160555 OCTOPUS PREPARED OR PRESERVED		6		
160556 CLAMS,COCKLES/ARKSHELLS.PRE/PR			3	3
160558 SNAILS,OTH-THAN SEA PRE/PRESER		6		
170112 BEET SUGAR RAW NOT CONT FLAVOR		154		220
170113 GUR (JAGGERY)N-CON FLAVOUR/COL		270		537
170114 OTH CANE SUGAR RAW.N-CON FL/CO		53		59
170191 O.CANE/BEET SUGAR CON.FLAV/COL		2673		2659
170199 WHITE CRYSTALLINE CANE SUGAR	86786	392753	38895	421185
170211 LACTOSE CONT BY WT>,99%LACTOSE	194564	1366301	120012	1205206
170219 OTH,LACTOSE AND LACTOSE SYRUP		2165	12	21
170220 MAPLE SUGAR		5		258
170230 GLUS SYP,DRY STAT FRVCT <20%	62494	769237	70228	625142
170240 GLUCOSE/GLUCOSE SYRUP<20% FRUC		3030	9	12
170250 CHEMICALLY PURE FRUCTOSE		7188		6595
170260 OTH FRUCTOS SYP,50% WT OF FRAC	1566	7041		2464
170290 MALTOSE	98940	627548	97080	523096
170310 CANE MOLASSES		203		
170410 CHEWING GUM,WH/NOT SUGA COATED	953	98627	8780	149653
170490 WHITE CHOCOLATE	25226	649741	59908	733848
180100 COCOA BEANS,WHOLE,BROKEN,ROAST				1753
180310 COCOA PASTE,NOT DEFATTED(LICOR		216562	8463	124218
180400 COCOA,BUTTER,FAT AND OIL	14	563327	23224	363290
180500 COCOA POWDER,NOT CON ADDED SUG	212933	1707726	231350	1349919
180610 COCOA POWDER,CON ADDED SUGAR	116	15689	3413	12738
180620 OVALTINE	62295	675713	77299	555274
180631 OTH FOOD PREP COCOA BARS FILD	4251	109796	47799	292067
180632 OTH FOOD PREP COC BAR NOT FILD	1468	65497	1138	7968
180690 OTH,FOOD PREP CONT COCOA LIQUD	26559	795495	19609	467597
190110 FOOD PREP FOR INFANT USE	1881672	12111391	1270520	8833164
190120 MIXES&DOUGHS FOR PREP BAKER	21699	118921	17342	107610
190190 MALT EXTRACT	257256	3291588	398522	2944690
190211 UNCOOK PASTA,NUT STUFD CON EGG				431
190219 MACARONI RAW	9882	52844	3907	42814
190220 STUFFED PASTA,WHETH/NOT COOKED		158		113
190230 OTHER PASTA	268	22269	2727	21159
190240 COUSCOUS WHETER OR NOT PREPARE	43	55	56	125
190300 SAGO	13720	94617	15644	57445
190410 CORNFLAKES	38361	422213	49018	405337
190420 PREP FOOD UNROAST CEREAL FLAKE		52		1100
190430 BULGUR WHEAT		33		7
190490 OTH PREP FOOD OBTAIN BY CEREAL	25357	177143	24423	157888
190510 CRISPBREAD AND BUNS		380	974	2803
190531 SWEET BISCUTS	3681	148207	17731	180227
190532 WAFFELS AND WAFERS	21506	112228	32513	241386
190540 RUSK,TOASTED BREAD & PRODUCTS	1470	34596	4649	27357
190590 OTHER BACKERY PRODUCTS	32425	434920	40254	469406
200110 CUCUMBER,GHERKINS PREP/PRESERV		3816	13	1851
200190 PICKLES	8067	61399	3791	33559
200210 TOMATOES,WHOLE/PIECE,PREP/PRSV	94	1844	94	835
200290 TOMATOES PASTE	55193	603719	66005	416637
200310 MUSHROOM,PREP/PRSV O/TH VINHER	5328	103653	9595	86796
200390 OTH MUSHROOM&TRUFFLE PREPARED		7526	340	1425
200410 POTATO,PREP/PRSV,O/TH VINGERS	70139	836847	108616	893294
200490 OTH VEG MIX/VEG PREP O/TH VING	168	15487	407	12170
200510 HOMOGENIZED VEGETABLES		1006		124
200520 POTATO PREP O/TH VING NOT FROZ		4621	1042	14788
200540 PEAS PREP O/TH VINGER NOT FROZ	2914	7023	1067	5152
200551 BEAN SHELDED PREP O/TH VING N/FZ	327	3090	234	5212

Contd.

## 10.11 Imports by Economic Categories (Detail)

(In Thousand Rupees)

Items	March, 2019	From July, 2018	March, 2018	From July, 2017	
200559	OTH BEAN PREP O/TH VING NOT FZ	289	6549	999	7206
200560	ASPARAGUS,PREP O/TH VING N-FZ		6		215
200570	OLIVES PREP O/TH VING NOT FROZ	27776	231497	21201	195960
200580	SWEET CORN,PREP/PRESV NOT FROZ	8574	69142	9086	72387
200591	BAMBOO SHOOTS	29	476	12	272
200599	OTH VEGE PREPARED OR PRESERVED	8192	44664	7285	31517
200600	VEG,FRUIT,NUTS,PEEL PRE BY SUG	616	4279	485	2108
200710	HOMOGENISED PREPARATIONS	1847	4301	1188	6371
200791	OTH,CITRUS FRUIT COOKED PREP		155		696
200799	OTH JAM,FRUIT,JELLY,MARMALADE	11622	93601	9227	93218
200811	GROUND NUTS,PREP/PRESERVED		2369	40	29894
200819	OTH NUTS/SEED INCL MIXTURES	16763	146608	13450	286914
200820	PINEAPPLES,PREPARED/PRESERVED	41748	354600	53843	389484
200830	CITRUS FRUIT,PREPARE/PRESERVED	3095	30941	1003	48256
200840	PEARS,PREPARED OR PRESERVED		6613	1796	12130
200850	APRICOTS,PREPARED OR PRESERVED	1139	1139		1587
200860	CHERRIES,PREPARED OR PRESERVED	447	10696	3548	11423
200870	PEACHES,PRPARED OR PRESERVED		2489	1970	10046
200880	STRAWBERRIES,PREPARE/PRESERVED		15696	2024	11089
200893	CRANBERRIES		164		17
200897	MIXTURES OF FRUITS,NUTS&PLANTS	52712	596302	54250	437027
200899	OTH FRUITS,NUT/EDIBLE PLANTS	3481	72861	10541	79631
200911	ORANGE JUICE,FROZEN	4161	47616	4545	23001
200919	OTHER ORANG JUICE	3263	33334	9149	58836
200929	OTHER GRAPE FRUIT,JUICE		2025		2534
200931	JUICE OF ANY SINGL CITRUS FRUIT		140		
200939	OTH JUICE OF ANY CITRUS FRUIT		4825	2837	14426
200941	PINEAPPLE JUICE ,BRIX VAL=20				1419
200949	OTHER PINEAPPLE JUICE	10252	62818	1747	136045
200950	TOMATO JUICE	11	11		32
200969	OTHER GRAPE JUICE	47858	338348	241	294170
200979	OTHER APPLE JUICE		45742	8152	51971
200981	CRANBERRY JUICE		9	403	883
200989	OTHER JUICE OF FRUIT/VEGETABLE	16107	203472	88550	359196
200990	MIXTURES OF JUICES	931	9951	1618	32659
210111	INSTANT COFFEE IN BULK	12187	518024	17600	566440
210112	PREP WITH A BASIS OF EXTRA/COF		2092	188	2213
210120	EXTACT,ESSENCE ETC OF TEA MATE	9591	58200	1215	54897
210130	ROASTED CHICORY/OTH COFEE/SUB		5838		13
210210	ACTIVE YEASTS	116712	723512	80781	659717
210220	INACTIVE YEASTS,OTH SINGL CELL	6959	59980		2219
210230	PREPARED BAKING POWDERS	16	26386	817	22734
210310	SOYA SAUCE	19782	159369	20324	131458
210320	TOMATO KETCHUP/OTH TOMATOSAUCE	4285	50067	1778	69561
210330	MUSTARD FLOUR/MEAL/PREP MUSTAR	8768	34982	6702	74697
210390	OTH SAUCES PREP/MIX SEASONING	41950	423935	31278	313093
210410	SOUPS/BROTHS & PREP THEREOF	172	6995	137	5385
210420	HOMOGENISE COMPOSITE FOOD PREP	10	17	26	1328
210500	ICE CREAM,OTH EDIBLE ICE	9901	128421	13443	82999
210610	PROTEIN HYDROLYSATES	1090	166371	4140	11634
210690	FLAVOURING POWDER FOR PRE FOOD	1050821	6356714	652965	5743630
220110	MINERAL WATERS	5914	55841	5332	30478
220190	OTH,NATURAL/ARTIFICIAL WATERS	51	8035	672	10917
220210	AERATED WATERS CONT SUGAR	48505	434965	22208	470856
220291	NON-ALCOHOLIC BEER	8258	40677	5538	41976
220299	OTH WATER CONT. SWEETENING MAT	10674	136325	35203	144150
220300	BEER MADE FROM MALT	2431	4602	95	6073
220410	SPARKLING WINE	5215	7091	12	9145
220429	OTH WINE OF FRESH GRAPES>2LT		1815	162	2897
220510	VERMOUTH/OTH WINE F/GRAPE<2LTR	90	636	210	699
220590	VERMOUTH/OTH WINE F/GRAPE>2LTR	228	1271		

Contd.

## 10.11 Imports by Economic Categories (Detail)

(In Thousand Rupees)

Items	March, 2019	From July, 2018	March, 2018	From July, 2017
220820 SPIRIT OBT BY DISTIL GRAPEWINE				21
220830 WHISKIES	320	1443	66	1555
220840 RUM&OTH SPIRITS DISTILL SUGAR				4
220850 GIN AND GENEVA				10
220860 VODKA	33	623	15	277
220870 LIQUEURS AND CORDIALS	5075	5743	243	9281
220890 OTH SPIRIT/SPIRITOUS BEVERAGES	2	1204	398	1167
220900 VINEGAR&SUBSTITUTE,ACTIC ACID	1511	28650	3103	24752
230120 SHRIMP MEAL				359
230230 BRAN SHARP & RESIDUES OF WHEAT	1447	6435		6365
230250 BRAN SHARP RESIDUE LEGUM PLANT				177834
230310 RESID.STARCH MANUF&SIM RESIDUE		110		639
230330 BREWING/DISTILLING DREGS/WASTE		25450	2981	586040
230400 OIL-CAKE/OTH S/RESID SOYABEAN		14173	9448	3221870
230610 OIL-CAKE/OTH RES.COTTON SEED				180
230630 OIL CAKE/OTH SUNFLOWER SEEDS		4059		502553
230649 OIL CAKE/OTH RESID RAPE SEEDS		4974		
230650 OIL CAKE/OTH RESIDUES,COCONUT				3110
230660 OIL CAKE/OTH RESIDUE,PALM NUTS	149497	3729788	409076	3055523
230690 OIL CAKE/OTH SOLID RESIDUE,VEG				606
230800 VEG MATL & VEG WASTE,VEG RESID	32036	227339	13450	68076
230910 DOG/CAT FOOD,PUTUP RETAILSAL	51077	350175	25019	262321
230990 PREPARATIO FOR FEED SUPPLEMENT	903738	6968704	552210	5296983
240210 CIGAR,CHEROOTS CONTAIN TOBACCO	328	4484	764	3084
240220 CIGARETTES CONTAINING TOBACCO	2769	14679		10475
240290 CIGAR,CHEROOTS/TOBACCO SUBST	9	48		206
240319 OTHER SMOKING TOBACCO	179	31320		476
240391 HOMOGENISE/RECONSTITUTE TOBACO	147654	190087	154	8988
240399 TOBACCO,CHEWING	777	19759	2945	53319
271012 MOTOR SPIRIT	35010324	359067711	33841862	261523929
271019 KEROSENE	3049660	16455201	1574357	13004789
293510 N-METHYLPERFLUROCT SULPH		7073	292	1455
293520 N-ETHYLPERFLUROCTAN SULPH				355
293530 N-ETHYL-N-(2-HYDROXYETHYL)	1385	3929		
293550 OTH PERFLUROCTANE SULPHONAMIDE		951		3162
293590 O-TOLUENE-SULPHONAMIDE	242436	1902423	197670	1449759
293621 VITAMIN A ITS DERIVATIVE UNMIX	141260	510792	14224	272217
293622 VITAMIN B1/ITS DERIV UNMIXED	31416	428446	34767	312410
293623 VITAMIN B2/ITS DERIV UNMIXED	68523	430109	12919	166344
293624 D-,DL-PANTOTHENIC ACID(VITB3B5	47099	471910	33720	430131
293625 VITAMIN B6/ITS DERIV UNMIXED	31578	419644	21912	378166
293626 VITAMIN B12/ITS DERIV UNMIXED	147385	764212	29741	581129
293627 VITAMIN E/ITS DERIVATIVE UNMIX	68571	861522	154887	807248
293628 VITAMIN D/ITS DERIVATIVE UNMIX	115943	803895	37410	462409
293629 OTH VITAMIN/ITS DERIV UNMIXED	137973	1321131	100572	974801
293690 OTH INTER-MIXTURE PROVITAMINS	25775	458941	120982	373471
293712 INSULINE AND ITS SALTS	35613	217732	61457	61509
293719 OTHER POLYPEPTIDE HARMONES	12765	124327	25080	104078
293721 CORTISONE/HYDRO/PREDNISONE ETC	35286	420797	31204	336590
293722 HALOGENATE DERIV ADERNAL HORMN	122026	927556	47429	708835
293723 OESTROGENS AND PROGESTOGENS	357806	1374141	58740	840990
293729 OTH,STEROIDAL HARMONES,DERIVAT	26353	403138	49971	277236
293750 PROSTAGLANDINS,THROMBOXANES&DR	28976	198408	16035	129461
293790 OTH HORMONES/ITS DERIVATIVES	33046	139592	19559	146919
293810 RUTOSIDE(RUTIN)/ITS DERIVATIVE				1238
293890 GLYCOSIDES BASE PESTICIDES	33045	840477	170191	550007
293911 CONCENTRATES OF POPPY STRAW	303	68997		30133
293919 OTH ALKALOIDS OF OPIUM/DERVATI	18508	176621	24058	173002
293920 QUININE SULPHATE	617	2227	341	2657
293930 CAFFEINE AND ITS SALTS	53312	452187	64728	237058
293942 PSEUDEOPHEDRINE(INN)/ITS SALT				62

Contd.

## 10.11 Imports by Economic Categories (Detail)

(In Thousand Rupees)

Items	March, 2019	From July, 2018	March, 2018	From July, 2017
293949 OTHER,EPHEDRINE AND ITS SALTS	73073	245331	41791	187789
293959 OTH THEOPHYLLINE/AMINOPHLLINE	24629	357121	18295	204657
293962 ERGOTAMINE (INN) AND ITS SALTS		4459		771
293969 OTH ALKALOID OF RYE ERGOT/SALT	17230	234317	3923	497452
294000 SUGARD O/T SUCROSE/LACTOSE ETC	21255	649367	86770	677206
294110 PENCILLINE/DERV/ACID/SALT ETC	23398	373053	10463	393461
294120 STREPTROMYCIN/DERIV/SALT THROF	2710	110142		107269
294130 TETRACYCLINE/DERIV/SALT THROF	95023	969936	49317	671062
294140 CHLORAMPHENICAL/DERIV/SALT	32048	386304	13982	240301
294150 ERYTHROMYCIN/DERIV/SALT THROF	180572	1780972	101286	1455940
294200 OTHER ORGANIC COMPOUNDS.	56556	314652	21961	292877
300120 EXTRACTS OF GLAND/OTH ORGAN		2		
300190 OTH GLAND ORGAN,EXTRACT,HAPRIN		67		12
300211 MALARIA DIAGNOSTIC TEST KITS		3	39	60
300212 ANTISERA/OTH BLOOD FRAC MODIFY	5968	24779	51	4048
300213 IMMUNOLOGICAL PROD.,UNMIX,UNPK				596
300215 IMUNOLOGICAL PROD IN DOSE/PACK	106	4879	34	1009
300219 OTH IMMUNOLOGICAL PRODUCTS	9292	18219	310	7161
300220 TATNUS TOXIDE	2111917	27008411	3064505	16665798
300230 VACCINE VETERINARY MEDICINE	609603	5334025	444853	5043517
300290 HUMAN BLOOD	55014	457010	78979	643869
300320 MEDICAMENT OTH ANTIBIOTICS	35482	307962	105308	401385
300339 OTH,MEDICEMENT HARMONE ANTIBTC	24630	300323	14024	215768
300390 UNANI,AYURVEDIC/OTH ORIENT MED	70039	909429	37868	592015
300410 AMPICILLIN,AMOXICILLIN-CAP/CYRU	39362	226835	34715	320598
300420 MEDICAMENT OTH ANTIBIOTICS	187837	1975951	270350	2770652
300431 MEDICAMENT INSULIN NOT ANTIBTC	799745	5051949	519703	3548865
300432 MEDICIMENT ADERN CORTC HARMONE	30033	366962	42511	295212
300439 OTH MEDICIMENTHARMONE NOT ANT	264554	1655626	97667	1292768
300449 MEDICAMENT ALKALOID DERV ANTI	170	57081		11103
300450 COD LIVER OIL MEDICINAL	19287	223772	11560	157636
300460 OT ANTIMALARIAL ACTI PRINCIPLE		840		63654
300490 UNANI AYURVEDIC,OTH ORIENT MED	4220289	38891052	3938667	29783215
300510 SURGICAL TAP IN JAMBO ROLLS	61150	480376	46263	365714
300590 ACRYNOL PAD	47748	287364	20271	294248
300610 VASCULAR GRAFTS	110316	1424048	48488	1107902
300620 BLOOD-GROUPING REAGENTS		1864	509	6611
300630 OPACIFY X-RAY EXAM DIAGNOSTIC		3628	2000	7375
300640 DENTAL CEMENT/DENTAL FILLING	12103	99011	18701	105205
300650 FIRST AID BOXES AND KITS.	50	2621	604	2084
300660 CHEMICAL CONTRACEPTIVE HORMONE		10785		26356
300670 GEL PREP HUMAN/VETERINARY USE	1701	24276	820	41044
300691 APPL IDENTIFIABLE, OSTOMY USE	7518	57329	8856	54531
321519 FLOURESCENT INK	336549	3559571	487410	2232759
321590 BALL POINT/FINE LINER INK	89996	559778	73258	622239
330112 ESSENTIAL OIL OF ORANGE	36260	162169	12557	105231
330113 ESSENTIAL OIL OF LEMON	82648	174494	53647	220682
330119 OTH ESSENTIAL OIL/CITRUS FRUIT	91429	446500	36974	460180
330124 ESSENTIAL OIL OF PEPRAMINT	793	22672	318	12289
330125 ESSENTIAL OIL OF OTHER MINTS	4317	26774	9788	19477
330129 ESSENTIAL OIL OF CITRONELLA	6528	165289	5300	103172
330130 RESINOIDS	1880	20828	429	6850
330190 CONCENTRATES OF ESSENTIAL OILS	48319	158421	17021	101547
330210 FLOUROURS/CONC FOR BEVERAGES	530180	4340507	531625	3804975
330290 MIXTURE FOR COSMETICS INDUSTRY	697196	6163973	587492	4700270
330300 EAU-DE-COLOGNE	68466	637588	52453	476877
330410 LIP MAKE-UP PREPARATIONS	21564	186849	24589	198809
330420 EYE MAKE-UP PREPARATIONS	23522	177029	21264	157476
330430 NAIL POLISH	6906	82990	7226	91583
330491 FACE POWDER	80616	584254	76067	483260
330499 FACE AND SKIN CREAM AND LOTION	112926	1620425	138013	1693616

Contd.

## 10.11 Imports by Economic Categories (Detail)

(In Thousand Rupees)

Items	March, 2019	From July, 2018	March, 2018	From July, 2017
330510 SHAMPOOS	90396	1241280	132869	1196893
330520 PREP PERMANENT WAVING/STRAIGHT	31048	199600	15541	126402
330530 HAIR LACQUERS	2051	19660	256	16349
330590 CREAM HAIR	159566	1172826	101253	986007
330610 TOOTH PASTE	31807	234315	46307	314842
330620 YARN,CLEAN TEETH(DENTAL FLOSS)	60	1972	199	2518
330690 OTH,PREP ORAL/DENTAL HYGIENE	2872	26138	1759	23491
330710 PRE/AFTER SHAVE PREPARATION	23811	107727	21944	133632
330720 PERSONEL DEDORANT&ANTIP RSPRNT	72799	597122	85271	535846
330730 PERFUMED BATH SALT/OTH PREP		14215	4264	17372
330741 AGARBATTI/OTH ODORIFEROUS PREP	14	401	52	5421
330749 OTH PREP PERFUMING ROOM/RELIGS	20211	190306	26554	214592
330790 CONTACT LENSE SOLUTION	3257	32889	5586	69138
340111 SOAP&ORGANIC SURFAC-ACTIV PROD	46554	542055	105408	1186436
340119 OTH,SOAP ORG-SURFAC-ACT PROD	16515	169046	11611	125821
340120 SOAP IN OTHER FORMS	31946	245714	38889	626800
340130 ORGANIC SURFACE ACTIVE PRODUCT	47144	529939	54365	431862
340211 SULPHONIC ACID (SOFT)	516587	3283678	301675	3710695
340212 CATIONIC PHARMACEUTICAL GRADE	34310	543410	57460	229190
340213 ORG SURFACE ACTIVE NON-IONIC	469449	3737016	417018	3393146
340219 C A P B	33229	320865	25562	252466
340220 ORG SURF PREP PUTUP FOR R-SALE	32846	337451	34624	304005
340490 PREP WAXES INCL SCALING WAXES	115950	1293797	136909	979560
340510 PO/CREAM/PREP FOR FOOTWEAR	46778	333985	23752	209617
340520 POL/CREAM/PREP, WOOD FURNITURE	1094	12541	708	10967
340530 POL/CREAM/PREP,COACHWORK/METAL	1955	18223	1136	10923
340540 SCOURING/PASTE/POWDER/OTH PREP	46	5751	73	1375
340590 OTH POL/CREAM/PREP,F-WEAR/LETH	18142	182054	24770	178854
350190 OTH CASEINATE DERIV CASEN GLUE	302	12141	5389	10870
350211 EGG ALBUMIN DRIED		13432		19893
360300 SAFETY FUSES DETONATING FUSES	21211	132626	92479	181341
360410 FIREWORKS	3017	4224	3687	20910
360490 OTHER,PYROTECHNIC ARTICLES		11321	497	497
360610 LIQUID/LIQUEFIE GAS FUEL	916	9848	1409	10794
391740 FITING FOR TUBE ETC OF PLASTIC	70623	552126	59201	525710
391810 FLOOR COVERING OF POLYMERS V-C	36495	166332	30479	374781
392190 PL/SHEET POLYTHYLENE GR.03-.04	134998	1553352	100118	1331582
392210 BATH,SHOWER WASH BASIN OF PLAS	15736	141380	6992	67508
392220 LAVATORY SEAT/COVER OF PLASTIC	713	14560	3080	20843
392290 OTH FLASH/SIM SANITARY PLASTIC	14641	137851	6909	65842
392310 BOXES,CASES,CRATES PLASTIC	100601	600038	42208	446398
392321 SACK&BAG OF POLYMER OF ETHYL	224405	2075222	155304	2143208
392329 SACKS & BAG OF OTHER PLASTICS	37466	378858	44766	353717
392330 BOTTLES	67086	695857	72167	669039
392340 SPOOLS,COPES,BOBINS ETC PLASTC	29362	234521	32656	207969
392350 STOPPERS,LIDS,CAPS ETC OF PLAS	138980	1270494	235100	1347391
392390 OTH PERFORMS MADE FROM POLYE	84464	409167	43086	245231
392410 TABLEWARE KITCHENWARE OF PLAST	24230	286071	31094	328427
392490 OTH,HOUSEHOLD/TOILET ARTICLES	20846	246111	27023	260881
392510 RESERVOIRS,TANKS,VATS>300 LTRS	23359	97942	2	7905
392520 DOOR,WINDOWS FRAME&H-HOLD PLAS	1259	58394	1300	65015
392530 SHUTTERS,BLINDS&PARTS OF PLAST	1007	17556	1862	19392
392590 OTH,BUILDER-WARE OF PLASTIC,NS	24327	471673	67112	748300
392610 OFFICE/SCHOOL SUPPLY PLASTIC	17610	204182	19868	221581
392620 PLASTIC BELTS	7044	106753	15107	127274
392630 FITTING FOR FURNITUR/COACH PLA	186	8954	1320	14413
392640 ORANMENTAL ARTICLES OF PLASTIC	59903	1022669	89595	685337
400942 TUBE,PIPERUB WITH OTH.METL.FIT	3027	33127	2853	49028
401011 CONVEYOR BELTS WITH METALS		8441		3134
401012 CONVEYOR BELTS WITH TEX-METACS	134303	618883	42130	632191
401019 OTH CONVEYON BELT OR BELTING	30160	516722	38241	334771

Contd.



## 10.11 Imports by Economic Categories (Detail)

(In Thousand Rupees)

Items	March, 2019	From July, 2018	March, 2018	From July, 2017
401031 V-BELT RIBBED VEHICLE 60-180CM	40058	428809	39152	421061
401032 V-BELTS O/THEN V-RIBBED VEHICL	23252	271155	35166	281682
401033 V-BELTS 180-240CM VEHICLES	1484	9289	475	7755
401034 V-BELTS OTH THEN V-RIBBED240CM	438	7415	93	3193
401035 TIMING BELT VH-87 CIR.60-150CM	448	6657	369	9311
401036 TIMING BELT VH-87 CIR150-198CM	1136	4336	269	10816
401390 INNER TUBES OF AGRICUL TRACTOR	9177	68770	25091	133182
401410 SHEATH CONTRACEPTIVES	6323	875746	30792	897666
401490 OTH HYG/PHARMACEUTICAL ARTL	9805	91286	11614	65703
401511 GLOVES,RUBBER,SURGICAL	54569	476708	36608	323089
401519 OTHER GLOVES,RUBBER	122194	792178	84982	577928
401590 OTH ARTI APPRL/CLOTH ALL PURPS	1832	43442	3778	51712
401610 STOPPER, RUBBER	16047	277257	27139	265944
401691 FLOOR COVERING & MATS, RUBBER	6998	72248	5110	48887
401692 TIP ERASER OF CELLUAR RUBBER	44964	735741	82671	785639
401693 GASKETS OF RUBBER	188623	1672126	150532	1554932
401694 BOAT/DOCK FENDERS,OF RUBBERS	97	22809	38	217048
401695 OTH INFLATABLE ARTICLE OF RUBB	1580	18974	843	11002
401699 PRINTING BLANKETS,RUBBER	243487	1844382	239786	1879495
420100 SADDLERY&HARNESS FOR ANIMALS	746	1005	29	1704
420211 SUITCASES,LEATHER/COMP-LEATHER	35805	283175	80736	215920
420212 TRAVEL BAGS OF PLASTIC TEX MAT	105679	1079739	132013	856439
420219 OTH TRUNK,SUITCASE,VANITY-CASE	867	24328	2472	18175
420221 HANDBAG,COMP/PATENT LEATHER	46540	587286	38357	548415
420222 HANDBAGS,PLASTIC/TAXT MATERIAL	15482	172553	19434	149749
420229 OTH HANDBAGS,WITHOUT HANDLES	20348	278783	50688	484652
420231 ARTI.CARIED.IN POCKET. LEA/COM	3615	40150	7198	34994
420232 ARTIC CARIED IN POCK TAXT MATE	5061	27659	491	11429
420239 OTH,ARTI CRIED IN HAND/POCKET	9613	151957	20086	175533
420291 OTH CONTAINER O/S OF LEA/COMPS	5239	67254	7298	41860
420292 OTH CONTAINER O/S PLAS/TEXTILE	34894	95446	3830	39691
420299 OTH CASES VULCANISED FIB/PBOA	8162	126332	1690	55408
420310 JACKETS, LEATHER/COMP-LEATHER	937	50675	5615	223062
420321 GLOVES/MITTENS LEATHER SPORTS	61	858		2994
420329 GLOVES LEATHER FANCY	364	4639	11814	51476
420330 BELTS AND BANDOLIERS	3699	71694	7989	117165
420500 BELTING CONVEYOR LEATHER/COMP	828	6391	2407	10690
430230 WHOLE SKINS&CUTTINGS ASSEMBLED		1		9
430390 OTHER, ARTICLES OF FURSKINS		630	1118	2661
430400 ARTICLE OF FUR&ARTICLE THEREOF	91	19116	148	14307
440131 WOOD PELLETS	4663	11480	2237	9102
440139 SAW DUST & WOOD WASTE & SCRAP	3592	12100	2301	6343
440140 SAWDUST,WOOD WASTE,NOT AGLOMER	3309	3747		
440210 WOOD CHARCOAL OF BAMBOO NOT AG	986	8905	780	7155
441300 DENSIFIED WOOD,BLOCK,PLATE,ETC	4605	48826	57	57030
441600 CASK,BARREL,VAT,TUB&OTH PRODC		6649		4252
441891 OTH PANEL OF BAMBOO				238
441899 FLOURING PANELS	35117	398130	59333	445865
441911 BREAD,CHOPPING BOARD OF BAMBOO		16069	1194	11043
441912 CHOPSTICKS OF BAMBOO		4429	196	12274
441919 OTH TABLE/KITCHENWARE OF BAMBO	1123	15933	3420	11328
441990 TABLE&KITCHENWARE OF OTH WOOD	1532	36530	3160	32577
442010 STATUETTES/OTH ORNAMENT WOOD	28	602	18	2543
442090 JEWELLERY BOXES, WOODEN	2296	83878	10503	97754
442110 CLOTHES HANGERS OF WOOD	3248	35527	3243	36804
450490 OTH, ARTICLES AGLOMERATED CORK		102	129	302
460121 MATS,MATting&SCREEN OF BAMBOO		5609		4597
460129 OTH MATS,MATting&SCREN VEG MAT	14	1497		48
460192 OTH MATting&SCREEN OF BAMBOO	5	600		493
460193 OTH MATting & SCREEN OF RATTAN				20
460199 OTH PLATING MATERIAL N.E.S	1761	13923	1068	4191

Contd.

## 10.11 Imports by Economic Categories (Detail)

(In Thousand Rupees)

Items	March, 2019	From July, 2018	March, 2018	From July, 2017
460211 BASKETWORK&OTH ARTICL OF BAMBO	186	2985	1172	3222
460212 BASKETWORK&OTH ARTIC OF RATTAN		8	3	3
460219 BASKETWORK&OTH ART OF VEG MATE	188	2387	1001	6923
481200 FILTER BLOCK,SLAB OF PAPERPULP		1851	233	4247
481490 OTHER WALLPAPER & COVERINGS.	398	1431	1203	5193
481620 SELF-COPY PAPER		7	46	1221
481690 OTHER COYING PAPER, C/T SIZE.	1711	10988	145	4056
481710 ENVELOPES	1776	14982	1105	9893
481720 LETTER CARDS, PLAIN POSTCARDS	121	729	9	655
481730 BOXES,POUCHES,PAPER STATIONERY	4124	18600	270	5310
481810 TOILET PAPER	7549	95570	3150	32085
481820 HANDKERCHIEFS, TISSUES&TOWELS	34541	187085	27009	142958
481830 TABLE CLOTHS & SERVIETTES	5	6275	1095	12703
481850 ARTICLES OF APPAREL&CLOTHING	38	1878		1166
481890 OTH ARTI LINEN,P&P GARMET/ASSE	48165	328088	31381	161354
481910 CARTON,BOXE&CASES CORR U PAPE	41347	563751	46105	319383
481920 FOLD/CARTO/BOXE&CASE, NON-CURRU	34748	302076	28681	193154
481930 SACKS&BAGS WITH BASE 40CM/MORE	26980	136648	5	6322
481940 OTH SACKS&BAGS,INCLUDING CONES	11605	84957	31397	101092
481950 OTH PACKING CONTAINERS/RE-SLEE	1119	33330	2241	19848
481960 BOX FILES, LETTER TRAYS, BOX, OFF	2468	52010	3258	57039
482010 NOTE BOOK ORDER BOOK/RECEIPTS	5726	108647	9658	119449
482020 EXERCISE BOOKS	916	21479	1110	10577
482030 BINDERS, FOLDERS&FILE COVERS	9017	97609	5792	82803
482040 MANIFOLD BUSINESS FORMS/CARBON	72	1463	238	1276
482050 ALBUMS FOR SAMPLES/COLLECTIONS	468	5689	273	4942
482090 OTH BOOK COVER, BLOTING PAD, NES	9734	63448	5221	121433
482110 PAPER DECORATION OF VEH H-8711	53805	358649	48582	297617
482190 OTH, P&P/BOARD LABLES NOT PRINT	11769	115728	10423	290246
482210 BOBBINS, SPOOLS, CAPS , PULP.	16102	74893	14809	47786
482290 OTHER, BOBINS, SPOOL, CAPS ETC. PA	15783	96291	4115	81630
482320 FILTER PAPER AND PAPERBOARD	40584	201710	13564	92573
482340 ROLLS, SHEETS AND DIALS, PRINTED	9614	33127	122	10822
482361 TRAY, DISH, PLATE, CUP OF BAMBOO	604	604		7
482369 OTH TRAY, DISH, PLATE, CUP, P&BORD	13538	236068	17147	189679
482370 MOULDED/PRESSED ARTICL P-PULP	1130	12314	2691	16596
482390 CARDS FOR JACQUARD MACHINES	41217	393667	37259	335764
490110 PRINTED BOOKS IN SINGLE SHEETS	4833	32225	3811	20140
490191 DICTIONARIES AND ENCYCLOPAEDIA		1794	202	9613
490199 HOLY QURAN	329642	3859272	479275	3013933
490210 NEWSPAPERS, JOURNAL 4-TIME/WEEK		298	36	151
490290 OTHER NEWSPAPER, JOURNALS PERIO	4126	35184	6430	36467
490300 CHILDREN DRAWING/COLOUR BOOKS	944	24801	3124	22753
490400 MUSIC, PRINTED IN MANUSCRIPT.				20
490510 GLOBES	4	1296	104	1255
490591 OTH PRNTD MATER BOOK FORM/ATLS				262
490599 OTH MAPS AND HYDROGRAPHIC/W-PA	318	2491	409	6920
490600 PLANS/DRAWINGS FOR ARCHITECTS	6554	315380	64489	1345928
490700 UNUSED POST, REV, SIMILAR STAMP	2240	1529517	37	214478
490810 TRANSFERS , VITRIFIABLE.	4599	57760	2561	37790
490890 OTH, TRANSFERS (DECALCOMANIAS)	5252	71391	17925	59424
490900 PRINTED/ILLUSTRATED POSTCARDS	499	2612	126	1329
491000 CALENDAR OF ANY KIND PRINTED.	752	24684	314	23151
491110 TRADE ADVERTISING MATERIAL.	13067	180477	20499	156662
491191 PICTURES, DESIGNS&PHOTOGRAPHS	158	6269	537	7716
500600 SILK YARN/ YARN SPUN WASTE NRS				170
500710 FABRICS OF NOIL SILK	25657	35513		20255
500720 OTH FAB CON>80% WT OF SILK	48130	734323	15256	287800
511111 WOVEN FABRICS CARDED WOOL, 85%		17061		51351
511119 OTH WOVEN FABRICS CARDED WOOL	899	118487	271	244821
511120 OTH MIXED MAN-MADE FILAMENTS		17706		632

Contd.

## 10.11 Imports by Economic Categories (Detail)

(In Thousand Rupees)

Items	March, 2019	From July, 2018	March, 2018	From July, 2017
511130 OTH MIXED MAINLY/SOLELY M-MADE	112	15195		458
511190 OTH WOVEN FAB CARDED WOL/HAIR	5804	208552	6345	433275
511211 WOVEN FAB.COMBED WOOL 85%/HAIR	1065	38304		11208
511219 OTH WOVEN FAB COMBED WOOL 85%>		70337		110783
511220 OTH WOVEN FAB.COM.WOLL MIX.MMF		106774		13032
511230 OTH WOV.FAB.COM.WOOL MIX.M/MSF		15033		70645
511290 OTH WOV.FAB.CARDE WOOL/FA-HAIR		79529	198	24302
520790 OTHER,COTTON YARN PUT UP SALE	627	3257		1367
520811 WOV FAB COT WT<100G/SQM UNBLEA		4		115
520812 WOV FAB COT WT>100G/SQM UNBLEA	277	8396	12226	207075
520813 WOV FAB COT3-4THREAD TWIL UNBL		1046		
520819 OTHER WOVEN COTTON FAB UN-BLH	12790	67714	4913	37925
520821 WOV FAB COT WT<100G/SQM BLEACH	94	9070	1573	11509
520822 WOV FAB COT WT>100G/SQM BLEACH		265	314	985
520823 WOV FAB COT 3/4 THRD TWIL BLEC			221	265
520829 OTH WOVEN FAB OF COTTON BLEACH	4393	12634		555
520831 WOV FAB COT WT 100G/SQM DYED	2610	6005		3143
520832 WOV FAB COT WT>100G/SQM DYED	6325	9363	4352	15626
520839 OTH COTON WOV FAB<2000/SQM DYE	9177	20348	1409	54978
520841 WOV FAB COT WT 100G/SQM COLOUR	298	328	41	7734
520842 COTON WOV FAB WT>100G/SQM COLO	3007	38335	10435	117057
520843 COTTON WOV FAB 3/4 THREAD TWIL		2443		80
520849 OTH WOV FAB WT 200G/SQM	3261	91681	3731	24646
520851 COTON WOV FAB 100G/SQM PRINTED	104341	838573	285091	1053572
520852 COTON WOV FAB>100G/SQM PRINTED	11655	61463	4032	19737
520859 OTH COT WOV FAB 200G/SQM PRINT	3695	31327	7220	36745
520911 WOV FAB COT WT>200G/SQM UNBLAC		1324		79
520912 COTTON WOV FAB 3-4THREAD UN-BL				4303
520919 OTH COT WOV FAB>200G/SQM UNBLE		32		726
520921 COTTON WOV FAB BLEACH>200G/SQM		1631	354	1131
520922 COT WOV FAB 3/4THRD W>200G/SQM		3		73
520929 OTH COT WOV FAB BLE W>200G/SQM	3814	9736		8193
520931 COTTON WOV FAB DYED>200G/SQM		112		7866
520932 COTTON WOV FAB DYED 3-4 THREAD		623		1738
520939 OTH COT WOV FAB DYED>200G/SQM	2376	12811	70	3961
520941 COT WOV FAB>200G/SQM 85% COT		27		
520942 COTTON WOV FAB DENIM>200G/SQM	636	41396	32650	174457
520943 WOV FAB 3-4-THREAD TWILL>200G		21		
520949 OTH WOV FAB CONT 85% COT/YARN	183	1684		19191
520951 COTTON WOV FAB PRINTED>200GSQM				1015
520952 WOV FAB 3-4-THREAD TWILL PRINT				240
520959 OTH WOV FAB PRINTED>200G/SQM	615	6244	261	6778
521011 COT W-FAB MIX MMF W200G/SQMUNB				19223
521019 OTH W-FAB COT MIX MF200GSQM UB		259		2531
521021 W-FAB COT MIX-MMF WT 200G/SQM	476	12969		7035
521029 OTH W-FAB COT 85%,MMF 200G-BL		216		1594
521031 COT WOV FAB MX-MMF200G/SQM DYE	921	13738		30021
521032 W-FAB3/4THR MX-MMW 200G/MW DYE				26
521039 OTH W-FAD COTMX MF W200G/SQMDY		375		14264
521041 W-FAB COT MX-MMF 200G/SQM		22212	175	7123
521049 OTH W-FAB COT MX-MMF W200G/SQM	6401	66927	40082	69028
521051 W-FAB COT MIX,MF W200G/SQM PRI		6		
521059 OTH W-FAB COT,MMF W 200G PRINT	4926	259619	19463	175635
521111 COT W-FAB,MX MF W>200G/SQM UNB		249		
521119 OTH W-FABCOT,MF W>200G/SQM UNB	13084	451694	34053	162447
521120 W-FAB COT WT<85% MIX MMF-BLEA	947	947	815	5282
521131 WW-FAB COT,MMF W>200G/SQM DYED		3932	321	418
521132 WOV FAB 3-4THREAD MIX>200GDYED		3536		1155
521139 OTH W-FAB COT,MMF W>200G DYED	3974	160084		24612
521141 COT W-FAB CLO YRN,MF W>200GSQM	5283	5526		
521142 W-FAB COT DENM,MX MFW>200G/SQM	198	124866	31	157429

Contd.

## 10.11 Imports by Economic Categories (Detail)

(In Thousand Rupees)

Items	March, 2019	From July, 2018	March, 2018	From July, 2017
521149 OTH W-FB COT CLO YRN MMF>200G	606	752		10
521151 COT WOV FAB, MF, W>200G/SQM PRNT		135		63
521152 WOV FAB 3-4THRD MMF-W>200GPRNT		141		850
521159 OTH W-FAB COT, MF, W>200G/SQM PR	6069	141529	3508	126956
521211 OTH COT W-FAB UN-BL W 200G/SQM	629	709	95	95
521212 OTH COT W-FAB BLECH W 200G/SQM		206		60
521213 OTH COT W-FAB DYED W 200G/SQM	2623	9619	1595	3167
521214 OTH W-FAB, COLOR YRN W 200G/SQM		2095	886	1951
521215 OTH W-FAB COT PRNTD W 200G/SQM		178		3038
521221 OTH W-FAB COT UNBLE W>200G/SQM		106		
521223 OTH COT WOV FAB DYED>200G/SQM		13763	4448	20431
521224 OTH W-FAB COT COLYARN>200G/SQM		1586		
530890 OTH, YARN OF OTH VEG TEX FIBRE		680		2152
530911 UN-BLE/BLE FAB CON>85%WT FLX		347		
530919 OTH WOV FAB OF FLAX 85%OR MORE	93	47573		5519
530921 UN-BLE/BLE FAB 85% OR > W FLX				49
530929 OTH WOV FAB OF FLAX<85% BY WT	3736	16654		26828
531010 UN-BLEACH, WOV FAB OF JUTE/FIB				46
531090 JUTE, HESSIAN CLOTH		2		
540600 M-MADE FILAMENT YARN RETAIL-SL	69	7978	53	298
540710 WOV FAB HI-TENACI YRN NYLON PO	10332	51147	56124	362740
540720 WOV FAB OBTAIN FROM STRIP, LIKE	33216	192426	24017	158416
540730 FAB PARALLEL SYNTH FILAMENT				1197
540741 FAB 85% OR MORE NYLON FILMENT		1724	284	4482
540742 OTH FAB 85% OR MORE DYED	56782	436003	62816	508679
540743 OTH W.FAB NYL FLAMT WT>85% DYE		116		437
540744 OTH W.FAB FILA DIF COL NYL>85%	25	17784	6131	54033
540751 OTH W.FAB TEXTURED POLY U-BLEA	114681	1022790	51077	884337
540752 OTH W.FAB TEXTUR POLY DYED 85%	146059	3256886	618682	6274697
540753 OTH W.FAB DIF COL TEXTUR POLYS		18411		1110
540754 OTH FAB TEXT POLY FIL PRINTED	53434	3564791	315388	3793889
540761 OTH FAB, NON-TEXT POLY FILAMENT	32123	492609	32583	580861
540769 OTH FAB POLY FIL TEXTILE MAT	11480	101189	22750	153068
540771 OTH WOV FAB SYNTH FIL BL/UN-BL		242		5839
540772 OTH WOV FAB SYNTH FIL DYED 85%		4080	705	3587
540773 OTH W.FAB DIF COL SYN FILA PRI		1962		4745
540774 OTH WOV FAB SYNTH FIL PRINTED	5326	34748	6120	6120
540782 OTH WOV FAB MIXED COTTON DYED	1501	14474		66855
540783 OTH FAB SYN TEXMAT COLOR DYED		4288		9103
540784 OTH FAB SYN TEX SQM MATERUAK	8339	75265	13586	67302
540791 OTH WOV FAB SYN F/L UN-BLECHED				
540792 OTH WOV FAB SYN F/L NS DYED		7303	817	18826
540793 OTH WOV FAB SYN F/L NES COLOUR	7929	11020	136	1894
540794 OTH WOV FAB SYN FIL NES PRINT	22850	187542	15394	229053
540810 W.FAB HIGH TENCITY YRN VIS, RAY	181	15426	3743	5460
540821 OTH WOV FAB ART. FIL BL/UN-BL	40444	274110	23132	135899
540822 OTH WOV FAB ART. FIL DYED	404	13859	501	42667
540823 OTH WOV FAB DIFFERENT COLOUR				3715
540824 OTH WOV FAB ART. FIL PRINTED	2070	13800	37842	207402
540832 OTH WOV FAB ART. FIL YARN DYED		3068	9506	9797
540833 OTH WOV FAB ART. FIL YARN COLOR		11	38	38
551211 WOV FAB-SYN STAPLE FIBR. UN-BLE	863	54540		18129
551219 OTH WOV FAB OF SYN STAPLE FIB	6520	94500	276	141024
551221 W-FAB ACRYLIC FIB>85% UN-BLECH		18		
551229 O/W-FEB ACR STA FIB>85%WT ACRY		10149		6590
551291 WOV FAB SYN STAP FIB UN-BLECH		37		507
551299 FAB>85%W DIS SYN FAB UN-BLECHE	483	7386	962	8210
551311 W.FAB SYN.S.FIB COT.170G.UN-BL		3	1432	1596
551312 3/4-TH.TWIL-COT<170G.P.S.F.U-B				2015
551319 O/W-FAB-S.S.F-COT-170G.UN-BLE				403
551321 W-FAB SYN STA FIB MX COT DYED	64	1259	51	5619

Contd.

## 10.11 Imports by Economic Categories (Detail)

(In Thousand Rupees)

Items	March, 2019	From July, 2018	March, 2018	From July, 2017
551323 POLYS,COT,STAP FIB<170G DYED		4883	4891	38260
551329 OTH FAB SYN STAP FINRE DYED		1590		5703
551331 WOV FAB SYN STAP FIB COLOUR YR	130	2153		4985
551339 OTH WOV FAB STAP FIB<170G/SQM		1071		1494
551341 WOV FAB POLY STAP FIB PRINTED		312		568
551349 O/W-FAB SYN STAP FIB MIX COTON		18227	1578	5005
551411 WOV.FAB P.S.F<85%.C>170G.UN-BL				16
551412 3/4-TH.TWIL-COT>170G.P.S.F.U-B			470	470
551419 O/W-FAB-S.S.F-COT>170G.UN-BLE		933		1825
551421 W-F POLY STAP FIB<85% DYED	119	55383	2619	33046
551422 W-F POLY STAP FIB 3/4THRD DYED		32885	10266	43863
551423 OTH FAB POLY FIB MIX COT DYED		981		7803
551429 OTH FAB<85% MIX COT SYN FIB		475		13486
551430 3-4THREAD TWILL DIF COLOUR-PSF	917	3340		9292
551441 W-F SYN FIB<85% MIX COT PRINT		1012		
551442 W-F POL FIB MIX COT 3-4T PRINT		632	492	18179
551443 O/W-FAB POL FIB MIX COT PRINT		3148		
551449 O/W-FAB SYN MIX COT>170G PRINT	3228	7416	1084	105004
551511 O/W.FAB.P.S.F-MIX-VISC.UN-BLEC	22694	398859	1640	254613
551512 O/W.FAB.P.F- MIX-M.M.F.UN-BLEC		867	240	36572
551513 O/W FAB P.S.F.MIX WOL/F-HAI.BL	31178	229021		166332
551519 O/W FAB POLY STAP FIB UN-BLECH		3266		783
551521 WOV FAB ARCYL FIB MIX.M.M.F.BL		5493		321
551529 O.WOV FAB- ARCYLIC FIB UN-BLEC	714	7975	736	10596
551591 O/W FAB SY.FI. M-M.FILA.UN-BLE				1841
551599 O.WOV FAB OF M.M.FILA.UN-BLECH		526		1401
551611 W-FAB ARTI FIB 85%>BL/UN-BLEA		1783	36	12159
551612 W-FAB ARTI >85% BY WEIGH,DEYED	2662	542545	28081	1185349
551613 W-FAB ARTI FIB>85% WT DIFF-COL		14772		6994
551614 W-FAB ARTI FIB>85% WT PRINTED	14784	884128	56220	1817054
551621 W-FAB ART FIB<85%WT MM.FILAM		859	4082	4433
551622 W-FAB ART FIB<85% WT MM-F DYED		7230		412
551623 W-FAB ART FIB<85%WT D-COL,MM-F		73		276
551624 W-FAB ART FIB<85%WT MM-F PRINT		1810		
551634 W-FAB ART FIB<85% WT,WOL/HA PR				53
551642 W-FAB ART FIB<85%WT MX COT DYE				2618
551643 W-FAB ART FIB<85%WT MIX COTTON		214		1864
551644 W-FAB ART FIB<85% WT MIC PRINT	770	6179		
551691 W-FAB ART FIB<85%WT UN-BLE/BLE		13767	519	3688
551692 W-FAB ART FIB<85%WT MIX O/F DY		484	1014	7200
551693 W-FAB ART FIB<85%WT D-COL,O/FI	4576	5861	3	682
560130 TEXTILE FLOCK,DUST & MILL NEPS	7925	42213	4063	19588
560210 NEEDLELOOM FELT STICH-BOND FIB	19494	132125	9715	117690
560221 FELTS OF WOOL/HAIR,NOT COATED		760	78	1760
560229 FELTS OTH TEXT MATE, NOT COATD	2043	15180		1671
560500 METALLISED YARN,TEXTILE YARN	280393	4022662	236053	3080893
560900 ARTICLES OF YARN,STRIP ROPE	271	17933	1117	7458
570110 CARPETS OF WOOL, HAND KNOTTED	18862	142979	8697	229690
570190 CARPETS,KNOT OF OTH TEX MATERL	27	510		691
570210 KECEM,SCHUMACKS,KARAMAE.ETC.	3768	31106	3217	25410
570220 FLOOR COVERING COCONUT FIBRES		170	413	718
570231 CARPETS F/COV.PILE CONS,M/MADE				4136
570232 SYNTHETIC TURF SPORTS FIELDS		2613		9686
570239 CARPETS ECT.AOT.MADE O/TEX MAT				2224
570241 CARPETS, (MACHINE MADE)	75	705		2678
570242 SYNTHETIC TURF SPORTS FIELDS	57788	409643	72539	520545
570249 CARPETS ETC.MADE OTH.TEX MATEL		54		
570299 RUGS OF COTTON	21	1067	2199	3319
570310 CARPET ETC WOOL/FINE ANIM HAIR	478	669		
570320 SYNTHETIC TURF SPORTS FIELDS.	28891	246174	22370	169517
570330 SYNTHETIC TURF SPORTS FIELDS.	93382	823396	134058	682031

Contd.

## 10.11 Imports by Economic Categories (Detail)

(In Thousand Rupees)

Items	March, 2019	From July, 2018	March, 2018	From July, 2017
570390 CARPET/TUFT CARS/VEH O-TEX MAT	82	6080	1007	3299
570410 TILES, < 0.3 SQM AREA.	2222	3828		8080
570490 OTH CARPETS ETC.FELT N/TUFTED	18561	158642	43038	364876
570500 OTH CARPETS&OTH FLOOR COVERING		15334		9312
580110 WOV.PILE FAB.CHENILLE FAB.WOOL		3292		2991
580122 CUT CORDUROY, OF COTTON	15433	58131	4469	46493
580123 OTH WEFT PILE FAB.OF COTTON.				176
580126 CHENILLE FABRICS, OF COTTON	992	1986		6914
580127 WARP PILE FABRICS OF COTTON	1426	1426		
580132 CUT CORDUROY, MAN-MADE FIBRES.		824		12262
580133 OTH WEFT PILE FAB.M/MADE FIBRE		1464		1879
580136 CHENILLE FAB. MAN-MADE FIBRES.		26480	9603	63896
580137 WARP PILE FABRICS OF COTTON	1185	113078		51325
580190 OTH PILE&CHENILLE FAB.TEX.MAT	12171	1353438	23300	784851
580219 OTH TERRY TOWEL/FABRICS,OF COT	97	496		198
580220 TERRY TOWEL/FABRICS, TEX.MAT		139		35
580230 OTH TUFTED TEXTILE FABRIC	442	539		
580300 GAUZE,OTHER THAN NARROW FABRIC		109		71
580410 TULLES AND OTHER NET FABRICS	66716	1238292	92358	363672
580421 LACE MACHINE MADE,M-MADE FIBRE	42653	368649	2023	26458
580429 OTH,LACE MACHINE MADE,OTH MAT.	37428	524849	60276	619401
580430 LACE HAND MADE		1401		3246
580610 WOV.PILE FAB.& CHENILLE FABRIC	2903	3935		7870
580620 OTH WOV. FAB. ELASTOMERIC YARN	23564	158222	4347	124728
580631 OTH NARROW WOV FAB, OF COTTON.	533	5424	230	2979
580632 OTH NARROW WOV FAB,M/MADE FIB.	61116	512098	18179	423075
580639 OTH,NARROW WOV.FAB,TEX.MAT	79	2444	215	9376
580640 OTH FABRICS,WARP W/OUT WEFTASM		1943		375
580710 BADGES, WOVEN	78734	1175295	87101	860341
580790 OTH,LABELS,BADGES&ART.TEX/MAT	13692	115803	4386	162566
580810 BRAIDS IN THE PIECE		164	106	700
580890 OTH,ORNAMENTAL TRIM,TASSEL ETC	6287	52822	1068	16673
580900 WOV FAB.OF METAL TAREAD/YARN.		45		1568
581010 EMBROIDERY W/OUT VISIBLE GROND		8		517
581091 OTHER EMBROIDERY,OF COTTON	25817	34296	2916	10319
581092 OTH EMBROIDERY,M-MADE FIBRES	16635	60743	13253	33392
590190 BUCKRAM	104152	1021663	82608	712495
590210 TYRE CORD FAB HIT.YARN NYLPLMD	144359	1517901	181108	1479673
590220 TYRE CORD FAB H/T YARN POLYSTR	15046	136040	26165	186370
590390 OTH,TEX FAB IMP,LAM, PLASTIC.	113066	1860030	367749	2735544
590410 LINOLEUM		96	863	929
590800 TEX WICKS,WOVEN,LAMP,LIGHTERS		683		108
590900 TEX HOUSE PIPING/TEX TUBING.	5835	183706	12935	110491
591190 O-DRYER SCREEN, PAPER MAKING	11598	324148	41672	393075
600110 LONG PILE FAB,KNIT/CROC.UN-BLE		14935	7644	26848
600121 LOOPED PILE FAB,COTTON.UN-BLEC		4461		
600122 LOOPED PILE FAB,M.M.FIB.UN-BLE		37549	111	5557
600129 LOPED PILE FAB,O-TEX MAT.UN-BL		61850	3449	40020
600191 PILE FAB,KNIT/CRO OF COT.UN-BL		1827		3816
600192 PILE FAB,KNIT/CRO,M-M-F.UN-BLE	454522	11212408	577063	11379024
600199 PILE FAB,KNIT/CROCH,O-T.M.UNBL	2280	9782	7169	204317
600240 KNIT CROCH FAB<30CM,ELASTOME5%		125		29822
600290 OTH,KNIT/CROC FAB<30CM,ELAST5%		21187	6122	13714
600310 KNIT/CRO FAB WOL/H W-30CM.UNBL				2128
600330 KNIT/CRO SYN-FIB W-30CM.UN-BLE	2108	4105		
600390 O.KNIT/CRO FAB W-30CM.UN-BLE		500	209	785
600410 KNIT/CRO FAB WD>30CM ELASTYR5%	19614	148105	29602	173998
600490 OTH KNIT/CRO FAB WD>30CM ELAST	745	20100		35514
600521 WRAP KNIT FAB OF COT UN-BLECHE		10199	710	11584
600522 WRAP KNIT FAB OF COTTON DYED		504	545	59492
600523 WRAP KNIT FAB OF DIFFCLUR YRN				153

Contd.

## 10.11 Imports by Economic Categories (Detail)

(In Thousand Rupees)

Items	March, 2019	From July, 2018	March, 2018	From July, 2017
600524 WRAP KNIT FAB PRINTED		54411		741
600535 WRAP KNIT FAB SYNTHETIC FIBRE	22276	163039	19499	131945
600536 WRAP KNIT FAB SYN.FIB UN-BLE	1779	104469	44261	141097
600537 WRAP KNIT FAB SYN.FIBRE DYED	54701	722416	15291	445201
600538 WRAP KNIT FAB SYN.FIB DIF COLO		997		
600539 WRAP KNIT FAB SYN.FIB PRINTED	1574	44997		199061
600541 WRAP KNIT FAB ART FIB UN-BLEAC		225		1653
600542 WRAP KNIT FAB ART FIB DYED	20835	116738	35260	116285
600544 WRAP KNIT FAB PRINTED		146358	66157	179107
600590 WR KN FAB O/TH H6001,6004.UNBL	303	186000	14415	247749
600610 OTH KNIT/CRO FAB OF WOOL/HAIR		1838		
600621 OTH KNIT/CRO FAB COTTON UN-BLE		285	1150	6098
600622 OTH KNIT/CRO FAB COTTON DYED		7876		2511
600623 OTH KNIT/CRO FAB COTON COLOR	127	146		
600624 OTH KNIT/CRO FAB COTON PRINTED	1061	23680		2341
600631 O-KNIT/CRO FAB SYN.FIB UN-BLEA		17491	7907	159218
600632 OTH KNIT/CRO FAB SYN.FIB DYED	59508	2534396	453215	5264588
600633 OTH KNIT/CRO FAB SYN.FIB COLOR	7293	63119	560	29220
600634 OTH KNIT/CRO FAB SYN.FIB PRINT	16188	74305	24424	205455
600642 OTH KNIT/CRO FAB ART FIB DYED		809		2390
600643 OTH KNIT/CRO FAB ART FIB COLOR			858	1185
600644 OTH KNIT/CRO FAB ART FIB PRINT		414		
600690 OTH KNITTED CROACHE FAB.UN-BLE	14441	130042	38251	151403
610120 MEN/BOYS OVERCOAT/SIM ARTICLE	97	1533		3409
610130 MEN/BOYS WIND JACKET/SIM ART.	219	678		2818
610190 OVERCOAT ETC.MEN OTH TEX KNIT.	3843	11483	14	15413
610210 APPAREL/CLOTH/ACCESSORIES,WOOL				231
610220 APPAREL/CLOTH ACCES,OF COTTON,		2782		1134
610230 APPAREL/CLOTH ACCES,M-MADE FIB	35	1453	317	7261
610290 APPAREL/CLOTH OF TEX MATEL,	160	2127	9	1401
610310 SUITS MEN'S/ BOYS KNITTED/CROC	4278	25355		41722
610322 MEN/BOYS,ENSEMBLE,COTTON,KN/CR		1336		3801
610323 MEN/BOYS,ENSEMBLE SYN/FIB,KNIT		5462		162
610329 MEN/BOYS,ENSEMBLE OTH TEX MAT,	127	24820	994	6856
610331 JACKET/BLAZER MEN/BOY,WOOL F/H		86		1094
610332 JACKET/BLAZER MEN/BOY COT/KNYI	60	457187	2314	102515
610333 JACKET/BLAZER MEN/BOYS SYN FIB		14979		4876
610339 JACKET/BLAZER MEN/BOYS OTH TEX	1048	193638	1347	270579
610341 TROUSERS,ETC.MEN/BOYS WOOL F/H		26		
610342 TROUSERS,ETC.MEN/BOYS COT/KNIT	8557	45171	5799	33415
610343 TROUSERS, ETC.MEN/BOYS SYN FIB	373	3286	34	800
610349 TROUSERS,ETC.MEN/BOYS TEX MAT	9030	64724	3636	128972
610413 WOMEN/GIRLS,SUITS SYN FIBLE.		79		
610419 WOMEN/GIRLS,SUITS OTH TEX MAT	2099	15209	75	12817
610422 WOMEN/GIRLS,ENSUMBLE,COTT/KNIT		155		281
610429 WOMEN/GIRLS ENSEMBLE,TEX MAT	15	1369		2678
610431 JACKETS/BLAZER W/GIRL WOL K/CR		482		1097
610432 JACKET/BLAZER W/GIRL COT KN/CR	1288	27693	146	6934
610433 JACKE/BLAZER W/GIRL SYN KN/CR	293	6804	9	19431
610439 JACKE/BLAZ W/GIRL OTH TEX K/CR	1662	224616	404	95165
610441 DRESSES W/GIRL WOOL/HAIR KN/CR		57		
610442 SHISHA EMBROIDERED DRESS COTTO	633	23878	876	24518
610443 DRESSES W/GIRL SYN FIB KNIT/CR	540	2032	102	2097
610444 DRESSES W/GIRL ARTFIB KNIT/CR		536	367	698
610449 DRES W/GIRL OTH TEX MAT KNT/CR		1692	1708	4208
610452 SKIRTS/D-S W/GIRL COT KNIT/CRO		55	16	445
610453 SKIRTS/D-S W/GIRL SYN KNIT/CRO	11	84	100	361
610459 SKIRTS/D-S W/GIRL OTH TEX K/CR	22	2681	266	910
610461 TROUSERS ETC OF WOOL/HAIR KNIT				20
610462 TROUSERS ETC OF COTTON KN/CRO	621	11458	2374	14761
610463 TROUSES ETC OF SYN FIB KNITED	276	5205	10048	15926

Contd.

## 10.11 Imports by Economic Categories (Detail)

(In Thousand Rupees)

Items	March, 2019	From July, 2018	March, 2018	From July, 2017
610469 TROUSERS ETC OF OTH TEX MAT KN	888	8156	1624	33471
610510 SHIRTS MEN/BOYS COTT KNIT/CRO	15492	132158	6115	67208
610520 MEN/BOYS SHIRTS M-MAD FIB K/CR	8101	288726	20893	419091
610590 MEN/BOYS SHIRTS O/TEXTILE K/CR	28780	162662	40613	395328
610610 W/GIRL SHIR/BLOUSES COT KN/CRO	411	4139	406	15334
610620 W/GIRL SHIR/BLO M/MADE FIB K/C	196	2697	1634	3583
610690 W/GIRL SHIR/BLOU OTH TEXMATK/C	37663	57650	753	14501
610711 UNDERPANTS ETC M/BOY COT KN/CR	1912	9758	1068	14273
610712 UNDERPANT ETC M/BOYS M/MAD FIB		992	11	3137
610719 UNDERPANT ETC M/BOYS OTH T/MAT	182	3609	26	1564
610721 NIGHTSHIRTS OF COTTON,		11063	433	3260
610722 NIGHTSHIRT OF MAN-MADE FIB KNT		330		124
610729 NIGHTSHIRT/PYJAMAS OTH TEX MAT		638	3122	23824
610791 BATHROBES ETC OF COTTON M/BOYS	742	2720	37	555
610799 BATHROBE ETC OF OTH TEX KN/CRO		370	168	2027
610811 WO/GIRL SLIP,PETTICOAT KNIT/CR	57	57		13
610819 SLIP PETTICOAT OTH TEX MATERIA		52		27
610821 W/GIRL BRIEF/PANTIES COT KN/CR	1124	7744	1479	2605
610822 W/GIRL BRIEF/PANTIES M/MAD FIB	1120	4584	670	2562
610829 W/GIRL BRIEF/PANTIES OTH T/MAT	232	3343	140	3817
610831 W/GIRL N-DRESS/PAJAMA COT KN/CR	2124	5983	892	9699
610832 W/GIRL N-DRESS/PAYJAMS M/M FIB		527	701	1150
610839 W/GIRL N-DRESS/PAJAMAS TEX MAT	2032	23035	2575	12564
610891 BATHROBE W/GRL COTTON KNIT/CRO	569	2012	21	181
610892 BATHROBE W/GRL MAN-MADE KN/CRO		327	4	283
610899 BATHROBE W/GRL OTH TEX KNI/CRO		1471	75	4739
610910 T-SHIRT,SINGLETS,WAISTCOT K/CR	16005	73241	17462	105314
610990 BALUCHI/PESHAW VEST O/TEX KN/C	9261	78019	9602	74600
611011 JERSEY,PULOVER,CARDIGAN,WOLLEN		21568		13376
611012 JERSEY,ETC. WOOL, KASHMIR GOAT				6
611019 OTH JERSEY PULOVER ETC.WOOLEN		425111	15	137133
611020 JERSEY, PULOVER ETC.OF COT K/C	855	50791	281	76314
611030 JERSEY, PULOVER M/MADE FIB K/C	856	47396	928	35428
611090 JERSEY,ETC. OTH TEXT. MATERIAL	1023	130929	214	65831
611120 BABY GARMENT OF COTTON KNIT/CR	30003	121378	10459	125990
611130 BABY GARMENT OF SYN FIB KNI/CR	18	7703	63	12080
611190 BABY GARMENT OF OTH TEX KNI/CR	53407	1294408	96026	1176491
611211 TRACK SUITS COTTON KNIT/CROCH		2753	5	776
611212 TRACK SUITS SYB FIB KNIT/CROCH		4131	12	4100
611219 TRACK SUITS OTH TEX MAT KNI/CR		6997	654	6366
611220 SKI SUITS OF WIMEN KNIT/CROCHD				37
611231 MEN/BOYS SWIMWEAR SYN FIB K/CR		37	17	825
611239 MEN/BOYS SWIMWEAR OTH TEX K/CR		113	62	865
611241 WOM/GIRL SWIMWEAR SYN FIB K/CR		444	152	938
611249 WOM/GIRL SWIMWEAR OTH TEX K/CR		315		324
611300 GARMENT MADE UP KNIT/CROCH FAB		51	6	20
611420 OTH GARMENT COTTON KNIT/CROCH		1360	1063	1543
611430 OTH GARMENT MAN-MADE FIB KN/CR		10671	2139	8448
611490 OTH GARMENT,OTH TEX MAT KN/CRO		14509	4456	26315
611510 SOCKS	7032	421788	10020	277302
611521 O-PANTY HOSE&TIGHTS S-FIB<67DX		678	27	5782
611522 O-PANTY HOSE&TIGHTS S-FIB>67DX		174		194
611529 O-PANTY HOSE OTH-TEXTILE MATE	15438	272335	20121	202025
611530 OTH W-MEN SOCKS DECITEX< 67/SY	6496	196175	2884	64676
611594 OTH HOSIERY WOOL/FINE ANI HAIR				67
611595 OTH HOSIERY OF COTTON	1673	23736	561	47916
611596 OTH HOSIERY OF SYNTHETIC FIBRE		4701	200	2936
611599 OTH HOSIERY OF OTH TEX MATERIL	309	18910	1578	12479
611610 GLOV,MITTEN,ETC PCAS/RUBER K/C	5992	34810	6	10169
611691 GLOVE,MITTN,MIT KN/CR WOL/HAIR				46
611692 GLOVE,MITTENS ETC KN/CROC COTT		2923	135	2202

Contd.



## 10.11 Imports by Economic Categories (Detail)

(In Thousand Rupees)

Items	March, 2019	From July, 2018	March, 2018	From July, 2017
611693 GLOVE,MITTENS ETC KNIT SYN FIB	2337	17409	1014	18368
611699 GLOVE,MITTENS ETC KNIT TEX MAT		11800	1614	16612
611710 SHAWLS, KNITTED OR CROCHETED	7507	89464	2390	69357
611780 OTH MADE UP CLOTHING ACCESRIES	606	2513	1013	5574
611790 PARTS OF GARMENT OR CLOTH ACSS	267	1031	539	6050
620111 MEN/BOYS OVERCOAT WOOL NOTKNIT		1831		963
620112 MEN/BOYS OVERCOAT COT NOT KN/C		1698	6	2999
620113 OVERCOAT MAN-MADE FIB NOT KNIT		923	5	1158
620119 OVERCOAT SIM ART OTH TEX MATER	693	34248	343	15984
620191 OTH OUTER GARMENT WOOL MEN/BOY		74		232
620192 OTH OUTER GARMENT COT MEN/BOYS		70557		9771
620193 OTH OUTER GAR M/MADE FIB M/BOY	620	48460	193	10096
620199 OTH OUTER GAR OTH TEX MAT M/BY		8810	451	10474
620211 OVERCOAT ETC W/GRL WOOL N/KNIT		1686		990
620212 OVERCOAT ETC W/GRL COT N/KNIT		1049	5	680
620213 OVERCOAT ETC W/GRL M/MAD N/KNT		3958	22	4427
620219 OVERCOAT ETC W/GRL O/TEX N/KNIT		8118	472	25933
620291 SKI/JACKET W/GRL WOOL NOT KNIT		82	16	250
620292 SKI/JACKET W/GRL COT NOT KNIT		2843		58
620293 SKI/JACKET W/GRL M/MADE N/KNIT		2524		1942
620299 SKI/JACKET W/GRL TEX MAT N/KNIT	126	5245	409	2355
620311 SUIT MEN/BOYS OF WOOD NOT KNIT		7901		8597
620312 SUIT MEN/BOYS SYN FIB NOT KNIT	7360	83336	308	88199
620319 SUIT MEN/BOYS COTTON NOT KNIT	3512	42398	2338	125248
620322 ENSEMBLE MEN/BOY COT NOT KNIT		11481		20528
620323 ENSEMBLE MEN/BOY SYN FIB N/KNIT		608		2925
620329 ENSEMBLE MEN/BOY OTH TEX N/KNIT	2227	163970	3860	38447
620331 JACKET ETC MEN/BOY WOOL N/KNIT	722	7471	5963	10366
620332 JACKET ETC MEN/BOY COT N/KNIT	2212	66871	314	17550
620333 JACKET ETC MEN/BOY SYN FIB N/K	1086	31919	773	40865
620339 JACKET ETC MEN/BOY OTH TEX N/K	9228	532190	7193	202752
620341 TROUSER (INCLUDING SHALWAR)	4930	178426	25569	119741
620342 OTH TROU BIB M/BOY COTT N/KNIT	10258	155153	35757	177139
620343 OTH TROU BIB M/BOY SYN N/KNIT	6078	164520	478	52382
620349 OTH TROU BIB M/BOY TEXT N/KNIT	36808	241931	25006	172679
620411 SUIT WOMEN/GRL OF WOOL N/KNIT				121
620412 SUIT WOMEN/GRL OF COT N/KNIT			38	2196
620413 SUIT WOMEN/GRL OF SYN N/K		3		1663
620419 SUIT WOMEN/GRL OF TEX MAT N/K		22298	31	20521
620422 ENSEMBLE WOMEN OF COT N/KNIT		231		327
620423 ENSEMBLE WOMEN OF SYN FIB N/K				61
620429 ENSEMBLE WOMEN OF TEX FIB N/K		297		923
620431 JACKET W/GRL OF WOOL NOT/KNIT				198
620432 JACKET W/GRL OF COT N/KNIT		936		1200
620433 JACKET W/GRL OF SYN FIB N/KNIT	1437	11489	706	10857
620439 JACKET W/GRL OF TEX MAT N/KNIT	918	212370	238	18219
620441 DRESSES W/GRL WOOL NOT KNITTED		466		2
620442 SHISHA EMBROIDERED DRESS COTTO	2829	21445	2245	25365
620443 DRESSES W/GRL SYN FIB NOT KNIT	2906	8030	1209	5141
620444 DRESSES W/GRL ART FIB NOT KNIT		699	334	1659
620449 DRESSES W/GRL TEX FIB NOT KNIT	243	7735	5239	8892
620451 SKIRTS W/GRL WOOL NOT KNITTED				66
620452 SKIRTS W/GRL COTTON NOT KNIT		367	40	1124
620453 SKIRTS W/GRL SYN FIB NOT KNIT		265	468	692
620459 SKIRTS W/GRL TEX FIB NOT/KN/CR	1397	19285	1158	18019
620461 TROUSER W/GRL WOOL NOT KNIT/CR		570		
620462 GHAGRA OF COTTON	9496	29826	4006	38722
620463 GHAGRA OF SYNTHETIC FIBRES	792	10560	2891	15582
620469 GHAGRA OF OTH TEXTILE MATERIAL	5819	65420	7852	77607
620520 BALUCHI KAMEEZ OF COT MEN/BOY	48198	477128	21465	168086
620530 SHIRTS MEN/BOYS OF M/MAD N/KNT	1517	9164	2101	4241

Contd.

## 10.11 Imports by Economic Categories (Detail)

(In Thousand Rupees)

Items	March, 2019	From July, 2018	March, 2018	From July, 2017
620590 SHIRTS MEN/BOYS OF WOOL/H N/K	31725	456475	30467	127300
620610 BLOUSES W/GRL SILK NOT KNITTED		23		16
620620 BLOUSES W/GRL WOOL NOT KNITTED				714
620630 MULTANI CHOLI OF COTTON W/GRL	2339	8899	2278	31806
620640 MULTANI CHOLI M-MADE FIB W/GRL	4876	32629	3587	25299
620690 MULTANI CHILI OTH TEX MATERIAL	1930	18713	1972	9799
620711 UNEDERPANT ETC M/BOR COTTON		2732	30	100
620719 BALUCHI/PESHAW VEST O-TEX N-K		446	2	1323
620721 NIGHTSHIRT/PYJAMA MEN COT N/K		151	67	359
620722 NIGHTSHIRT/PYJAMA MEN M/MAD NK		41		109
620729 NIGHTSHIRT/PYJAMA MEN T/MAT NK		4622	1970	2116
620791 BATHROB ETC MEN COTTON N/KNIT		499	14	131
620799 BATHROB ETC MEN TEX MAT N/KNIT	519	14163	273	2830
620811 SLIPS/PETTICOAT W/GRL COT N/NK				3
620819 SLIPS/PETTICOAT W/GRL T/MAT NK		1481	16	57
620821 NIGHTDRESS/PYJAMA WOMEN COT NK		1655	79	1578
620822 NIGHTDRESS/PYJAMA WOMEN M/M NK		2963	609	3611
620829 NIGHTDRESS/PYJAMA WOMEN T/M NK	15028	43879	5036	15566
620891 BATHROB ETC W/GRL COTTON N/NK	1547	4243	853	3150
620892 BATHROB ETC W/GRL M/MAD FIB NK		976	119	720
620899 BATHROB ETC W/GRL TEX MAT N/NK	1072	18852	363	2229
620920 BABIES GARMENT COTTON N/KNIT	9605	39810	1886	16758
620930 BABIE GAR&CLOTH SYN FIB N/KNIT	299	4692		1559
620990 BABIES GARME OF OTH TEXTI MATE	9271	85083	16071	69792
621010 GAR MADE UP FAB H-56.02/56.03	1669	21368	4349	8872
621020 OTH GAR MEN/BOY H-6201-11,19		1534		330
621030 OTH GAR WOM/GRL 6202.11 TO 19	151	379		11
621040 OTH MEN/BOYS MADE UP FAB	613	326939	172	7434
621050 OTH MEN WOMEN/GIRL FAB N/KNIT		666		3966
621111 SWIMWEAR MEN/BOYS NOT KNITTED	202	1352	159	1916
621112 SWIMWEAR WOM/GIRL NOT KNITTED		682		257
621120 SKI SUITS NOT KNIT/CROCHETED				26
621132 OTH GAR MEN/BOYS OF COTTON	2192	4832	370	4940
621133 OTH GAR MEN/BOYS OF M/MADE FIB	3002	20355	164	3762
621139 OTH GAR MEN/BOYS OF TEX MATERI	834	11663	1031	12130
621142 OTH GAR WOM/GIRL OF COTTON	130	4966	517	1457
621143 OTH GAR WOM/GIRL OF M/MADE FIB	2724	6484	529	6875
621149 OTH GAR WOM/GIRL OF TEX MATERI	1539	4688	241	16163
621210 BRASSIERES	52913	598897	79473	531327
621220 GIRDLES AND PANTY-GIRDLES	1776	18384	1756	11317
621290 BRACES,SUSPENDERS,GARTER&PARTS	11549	64657	3082	73242
621320 HANDKERCHIEFS OF COTTON	762	5726	1827	10685
621390 HANDKERCHIEFS OF OTH TEX MAT	2258	49470	4280	46217
621410 SHAWLS,SCARVES ETC & LIKE SILK		99		384
621420 SHAWLS,SCARVES ETC & LIKE WOOL		16338		2113
621430 SHAWL,SCARVE ETC&LIKE SYN FIB	3220	213684	140	31228
621440 SHAWL,SCARVE ETC&LIKE ART MAT		2816	124	995
621490 SHAWLS OF OTH TEXTILE MATERIAL	21625	448558	21463	284058
621510 TIES,BOW TIES&CRAVATS OF SILK	225	5467	85	6297
621520 TIES,BOW TIES&CRAVATS M/M FIB	173	1659	21	1524
621590 TIES,BOW TIES&CRAVATS TEX MAT	1986	23629	2832	20143
621600 GLOVES OF TEXTILE FABRICS	2315	96782	5614	45609
621710 MADE UP CLOTHING ACCESSORIES	1410	33357	3151	42555
630110 ELECTRIC BLANKETS		1725	6	1104
630120 BLANKET/TRAVEL RUGS OF WOOL/H	200	381		816
630130 BLANKET/TRAVEL RUGS OF COTTON	443	4437	169	1328
630140 BLANKET/TRAVEL RUGS OF SYN FIB	24386	2753428	262956	3946438
630190 BLANKET/TRAVEL RUGS OF TEX MAT	1345	35894	883	53277
630210 BED SHEETS,KNITTED/CROCHETED	8847	148215	8405	128631
630221 OTH BED LINEN,PRINTED,N/KNIT		15546	292	17597
630222 OTH BED LINEN,PRINTED M/MADE		5903		755

Contd.

## 10.11 Imports by Economic Categories (Detail)

(In Thousand Rupees)

Items	March, 2019	From July, 2018	March, 2018	From July, 2017
630229 OTH BED LINEN,PRINTED MILL-MAD	188	3105	24	436
630231 BED SHEETS OF COTTON MILL-MADE		1952	56	11736
630239 BED SHEETS OTH TEX MAT HANDLOM		23784	16390	24130
630240 TABLE LINEN KNITTED/CROCHETED		70		113
630251 TABLE COVER OF COTTON MILLMADE		1289	31	695
630253 TABLE LINEN OF MAN-MADE FIBRES		61		46
630259 TABLE LINEN OF OTH TEX MATERIA		728	81	448
630260 TOWELS OF COTTON MILL-MADE	695	21317	1541	30661
630291 OTH COT TOILKIT LIN MILL MADE	340	915	36	795
630293 TOILET/KITCHEN LINEN M/MAD FIB	24	221	16	486
630299 TOILET/KITCHEN LINEN TEX MAT	175	758	115	543
630312 CURTAINS/BLINDS/VALANCE SYN FIB	76	2373	34	2701
630319 CURTAINS/BLINDS/VALANCE TEXMAT	51	6681	67	683
630391 CURTAINS OF COTTON MILL-MADE	37	2086	22	4615
630392 CURTAINS OF SYN FIB MILL-MADE	784	56739	2030	77542
630399 OTH CURTAINS/VALANCE OF TEXMAT	386	6390	1510	18952
630411 BED-SPREADS KNITTED/CROCHETED	1	97		
630419 BED-SPREADS, OTHERS	304	2007	352	5308
630420 BED NETS	111	885		
630491 OTH KNIT/CROCH F-ART O/TH94.04	1858	13362	1755	11232
630492 OTH FURNISHING ARTICLE COT KNT	796	10475	1281	3567
630493 OTH FURNISHING ARTICLE SYN FIB	558291	770022	252	787
630499 OTH FURNISHING ARTICLES TEXMAT	1381	3369		1757
630510 SACK/BAGS OF JUTE OTH TEX FIB	11996	235187	4355	369621
630520 SACKS AND BAGS OF COTTON		209	247	449
630532 FLEX INTER BULK CONT OF>1000KG	258	33311	286	17607
630533 SACK/BAGS OF POLYETHYLENE/PROP	242	24483	6519	28136
630539 OTH SACK/BAGS MAN-MADE TEX MAT	35042	376206	20880	290820
630590 SACKS/BAGS OTH TEX MATERIAL	2281	23492	3153	20970
630612 TARPULINS,OF SYNTHETIC FIBRES	318	84160	8957	184560
630619 TARPULINS OF OTH TEX MATERIAL	1034	1823	197	5582
630622 TENTS OF SYNTHETIC FIBRES	11	10173	695	13090
630629 TENTS OF COTTON	8	6725	8729	22661
630630 SAILS OF OTH TEXTILE MATERIAL		57		
630640 PNEUMATIC MATTRESSES OTH TEX-M	378	1226		232
630690 OTH CAMPING GOODS OTH TEX NAT	43	411	34	2036
630710 DISH-CLOTH	8187	98304	6142	107738
630720 LIFE-JACKETS AND LIFE-BELTS	19864	87620	2249	42285
630790 SHOPPING BAGS, KNITTED	91355	861939	105456	745736
631090 USED&NEW RAGS,SCRAP ETC TEXMAT	16685	108721	5985	77027
640110 FOOTWEAR INCORPORATPROTE M-TOE	3179	5872	1245	4655
640192 OTH FOOTWEAR COVERING ANKLE		185	318	7147
640199 OTH FOOTWEAR NES UPPER NOT FXD	463	6301	207	5149
640212 SKI,SNOWBOARD BOOT SOLE RUB/PL		1687	544	1219
640219 OTH SPORTS F-WEAR SOLES RUB/PL	2426	6631	7149	32473
640220 F-WEAR WITH UPPER STRAP ASSEMB	18834	236439	24618	143706
640291 F/WEAR COV ANKLE SOLE/UPPERS		10034	4483	7952
640299 OTH F/WEAR SOLE/UPPER RUB/PLAS	16261	101627	24339	294498
640312 SPORTS FOOTWEAR SKI/SNOWBOARD		480		10
640319 OTHER; SPORTS FOOTWEAR	27545	291425	22928	218564
640320 FOOTWEAR OUTER SOLE OF LEATHER	7322	101531	3289	50593
640340 OTH FOOTWEAR WITH METLTOE CAP	8587	81912	13163	88689
640351 OTH FOOTWEAR SOLE COV ANKLE	1192	2451		8192
640359 OTH FOOTWEAR OUTERSOLE LEATHE	1229	50793	3179	26590
640391 OTH F-WEAR OUTERSOLE COMP LEA		12052	1002	12973
640399 OTH F-WEAR O/S RUB, PLAS, LEA	13579	262585	15680	295846
640411 SPORTS FOOTWAR SHOES RUB/PLAS	28424	312373	13496	268423
640419 OTH FOOTWEAR OUTER SOLE RUB/PL	304307	4466654	355289	4805044
640420 FOOTWEAR OUTERSOLE COMP LEATHR	706	3725	515	13450
640510 FOOTWEAR UPPER/COMP LEATHER	18041	1461408	62909	1655033
640520 FOOTWEARS UPPER TEX MATERIAL	196	20122	3743	18350

Contd.

## 10.11 Imports by Economic Categories (Detail)

(In Thousand Rupees)

Items	March, 2019	From July, 2018	March, 2018	From July, 2017
650400 STRAW HATS	226	981	3044	5633
650500 OTH HATS AND HEADGEAR KNITTED	6194	102196	7311	122765
650610 SAFETY HEADGEAR	21417	721605	15152	351212
650691 OTH HEADGEAR RUBBER/PLASTICS	517	8258	489	12548
650699 OTH HEADGEAR OF OTH MATIRIALS	310	11700	505	8192
650700 HEADBAND LINING COVERHAT FOUN	1188	25522	1129	18408
660110 GARDEN OR SIMILAR UMBRELLAS	3390	23228	1680	18940
660191 OTH UMB WITH TELESCOPIC SHAFT	47	1188	4	871
660199 OTH UMBRELA/SUN UMBRELLAS	9980	149823	4047	139806
660200 WALKING STICKS AND SEAT STICKS	1831	15437	1840	14111
660320 UMBRELLA FRAMES INCL F/MOUNTED				32
660390 OTH PATS/FITTING UMBRELLAS		110		229
670100 SKINS AND OTH PARTS OF BIRDS				801
670210 ART FLOWER, FRUIT OF PLASTIC	19546	191204	3952	86331
670290 ARTIFICIAL FLOWER,FOLIAG O/MAT	19207	324816	21717	262732
670300 HUMAN HAIR DRESSED THINNED BLE		10		149
670411 COMPLETE WIG OF SYN.TEXT MAT.	124	1474	181	1608
670419 OTH BEARD, EYE BROW SYN.TEX MA	998	5698	95	1853
670420 WIGS,BEARDS OF HUMAN HAIR	3	1101		59
691090 OTH CERAMIC SINKS WASHBASIN PE	23	6876	537	19053
691110 DINNER STES OF PORCELAIN/CHINA	130206	1502450	170587	1646004
691190 OTH HOUSEHOLD ARTICLES OF PORN	13070	187939	15715	413084
691200 TABLE/ KITCHENWARE O/TH CHINA	26090	398167	10899	137984
691310 STATUT ORNAMENT PORCELAIN CHI	316	9809	879	18606
700992 FRAMED GLASS MIRRORS	6441	100817	5462	110051
701010 AMPOULES	2899	57598	10613	72509
701020 STOPPERS,LIDS AND OTH CLOSURES	17770	158829	16411	113399
701190 OTHER, GLASS ENVELOPES	88	1002		157
701310 INDOOR DECOR OF GLASS CERAMICS	3752	87056	6243	148932
701322 STEMWARE DRIN GLA LEAD CRYSTAL			14	122
701328 OTH STEMWARE DRINKING GLASS	232	28012	3951	56768
701333 O-DRINKING GLASS LEAD CRYSTAL		44		230
701337 OTH DRINKING GLASS O/T GL-CEMI	2333	47461	17319	152175
701341 G-WARE TABLE,KICH LEAD CRYSTAL	16	138		
701342 G-WARE LINEAR C-EXPENSION-5x10		2265		5633
701349 O-GL-WARE L-C-EX=5x10 T,0-300C	178494	1656904	201425	2442332
701391 OTH GLASS-WARE OF LEAD CRYSTAL		200	133	2733
701590 OTH CLOCK/WATCH/NON-CORRETVE	1267	4615	25	575
701690 OTH PAVING BLOCKS/SLABS/BRICKS	4459	30381	819	5015
701710 QUART REACTOR TUBE & HOLDERS	6797	150965	2621	110565
701720 LAB HYG/PHAR GLASSWARE L/C=10K	197	1054	350	3711
701790 OTH LAB GLASSWARE ETC N.S.	9938	95289	10802	87263
701810 GLASS BEADS, S/PERAL/PRE-STON	72960	1162703	62706	692774
701820 GLASS MICROSPHERRES=1MM DIA	10264	104498	14501	82428
701939 OTH WEBS,MATTRESSES,BOARD ETC	90717	596667	103291	762752
701940 WOVEN FABRICS OF ROVINGS	2275	9613	21	17533
701951 TYRE CORD FABRICS WIDTH>30 CM	225	5618	216	7348
701952 OTH WOV FAB WID<30CM WT<250G/M		1019		18
701990 INSULATING SLEEVES	51528	615646	49666	457421
711299 OTH WASTE/SCRAP PRECIOUS METAL	2431	22524	3361	16518
711311 ARTICLE OF JEWELLERY OF SILVER	71	864		7221
711319 JEWELLERY OF GOLD	13	52162		2886
711320 ART(JEWELRY)BASE MTL-CLD P-MTL		96		39
711411 ART OF SILVER WARES W/N PLATED		4		
711419 ART OF PRE METALS W/N PLAT		12		114
711510 CATALYST INFORM WIRE/GRIL PLAT	374	194218		125415
711590 OTH ART PREMET/MET CLAD P/MTL	56808	430507	41001	369636
711620 ART PRECIOUS/SEMI-PRE STONES	348	439	73	151
711711 CUFF-LINKS/STUDS-BASE METAL	419	4475	392	7120
711719 OTH IMITATION JEWELLERY B/METL	26336	580261	69782	749375
711790 OTH IMITATION JEWEL B/METL,N.S	14922	130474	19575	198641

Contd.

## 10.11 Imports by Economic Categories (Detail)

(In Thousand Rupees)

Items	March, 2019	From July, 2018	March, 2018	From July, 2017
731829 OTH COACH SCREW,BOLTS,NUT I/S	29168	157735	14204	143639
731940 SAFETY PINS & OTHER PINS	3880	46738	7376	40698
732090 SPRING,LEAVES UN-MNF VIDO CASS	25150	371068	50331	373684
732111 COOKING RANGES	22877	297703	29456	321742
732112 COOK APPLI/PLAT WARMER LIQ FUL		1120	36	111
732119 O-COKING APPLI INCL SOLID FUEL	2156	83893	6682	71570
732181 OTH APPLI FOR GAS & OTH FUELS	94	18274		22263
732182 OTH APPLI FOR LIQUID FUEL			22	4997
732189 OTH APPL INCL APPLI SOLID FUEL	8	1333	70	2691
732290 AIR HEATER&HOT AIR DISTRIBUTER	174	60746	23696	239790
732310 IRON/STEEL WOOL,POT SCROEL ETC	33087	229874	21373	209642
732391 OTH BUCKETS OF CAST IRON ENAMA	179	11202	1551	2953
732392 OTH H-HOLD ART CASTIRON ENAMA		4035	147	1541
732393 OTH DOMESTIC UTEMISLS STA-STEL	3387	59038	5220	68783
732394 OTH DOMESTIC UTENSIL IRON/STEL	17154	150893	16095	233561
732399 OTH H-HOLD ARTCL, PART THEREOF	19012	324632	35636	447635
732410 SINKS OF STAINLESS STEEL	14072	145486	13493	94564
732421 BATH TUBS CASTIRON W/N ENAMEL	45	4981	1539	11170
732429 OTH BATH,SINK,W-BASIN ENA IRON	16877	179386	18932	152895
741539 OTH THREAD ARTICLES OF COPPER	676	641500	1502	30114
741810 TABLE,KITCH/OTH HOUSEHOLD ARTI	834	1556	50	321
741820 OTH SANITARY WARE,PARTS COPPER	417	2931	281	2482
741910 CHAIN,PARTS THEREOF OF COPPER		1		113
741991 CAST,MOULDED,STAM,FORGED,COPPE	4435	18586	87	2467
750720 TUBE OR PIPE FITTING NICKEL		8886	1176	2372
750810 CLOTH,GRIL NETING OF NICK WIRE			2447	2447
761490 OTH STRAN WIR,ROP,CABL,PL ALUM		2488221	305381	2955373
761510 TABLE,KITCH,POT POLISHPAD ALUM	20528	142878	15465	138105
761520 SANITARY WARE&PATS OFALUMINIUM	471	13325	729	3928
761610 NAILS,BOLT,NUT,SCREW ETC ALUMI	2614	10010	1388	7462
761691 CLOTH,GRIL,FENCING OF ALUM WIR	3288	7234	794	8227
790500 ZINC PLAT SHEET, STRIP & FOIL	195	1755		396
800300 TIN BAR, ROD, PROFILE AND WIRE	165	1944	851	1368
810194 OTH UN-WROUGHT TUNGSTEN,BAR RD		265	111	111
810295 OTH MOLYBEDNUM BAR,ROD,SINTER		1785		
810430 RASPINGS,TUMINGS,ETC MAGNESIUM	15	3187		15
820900 PLATE STICK,TIPS TOOL CERMET	10319	101379	6176	90771
821000 HAND-OPERATE MECHANICAL APPL	772	72372	9804	71663
821110 SETS OF ASSORTED ARTICLES	45	425		908
821191 TABLE KNIVES HAVING FIX BLADE.	115	5810	998	19203
821192 OTH KNIVES HAVE FIXED BLADES.	4725	67348	1853	37531
821193 KNIVE OTH THAN FIXE BLADES.	342	4934	295	6056
821194 BLADES	212	3821	1267	9673
821195 HANDLES OF BASE METAL		120	126	320
821210 RAZORS	37452	407629	86008	672660
821220 SAFETY RAZOR BLADES,	40869	275366	35820	368841
821290 OTHER PARTS	6270	26389	6192	41591
821300 SCISSORS,TAILORS,SHEARS BLADE	3767	53514	5366	55893
821410 PAPER KNIVES,LETTER OPENER,ETC	5895	108810	25519	213931
821420 MANICURE OR PEDICURE SETS.	774	18994	1620	17066
821490 OTH ARTICLES OF CUTLERY .	3330	53372	7416	93000
821510 SET OF ASORTED ARTICLE-PRECMTL	63	800	36	47
821520 OTH SETS OF ASSORTED ARTICLE.	659	46367	2242	70908
821591 OTH ARTICLE,NOT INSETS,PLATED		31		46
821599 SPOONS	3895	69006	8032	94636
830110 PADLOCKS	39948	634337	127403	992276
830120 DOOR LOCKS VEH-H-8704.3190,11	14101	217437	6165	52537
830130 LOCKS FOR FURNITURE	34242	391144	63831	653536
830140 OTHER LOCKS	40402	419495	86043	879369
830150 CLASPS AND FRAMES WITH CLASPS.	52	1768	1377	16043
830160 PARTS OF LOCKS	25347	666898	20070	164203

Contd.

## 10.11 Imports by Economic Categories (Detail)

(In Thousand Rupees)

Items	March, 2019	From July, 2018	March, 2018	From July, 2017
830170 KEYS PRESENTED SEPARATELY	528	13868	1927	16179
830210 HINGES,VEH-H-8704.2299,8703	32705	485856	60892	418829
830220 CASTORS	31196	327128	32326	252103
830230 LATCH ASS-DOORS CARS-H-8703,04	1045	4886	1839	17732
830241 OTH MOUNTING,FITING BUILDING	2803	63813	3783	39218
830242 OTH MOUNTING,FITING FURNITURES	57324	826186	75407	768115
830249 OTH FITINGS OF BASE METAL N.S.	36457	532847	50710	439348
830250 HAT-RACKS,HAT-PEGS,BRACKET&FIX	5192	26205	4217	64858
830300 ARMOURED/REINFORCED SAF B-MTL.	1346	33400	1916	52974
830400 FILING CARD-INDEX CABINET/TRAY	360	6703	764	9853
830510 FITTING FOR LOOSE-LEAF BINDERS	100	3281		8368
830520 STAPLES IN STRIPS	16062	250865	12329	152392
830590 OTH, INCLUDING PARTS	3202	118653	4577	121197
830610 BELLS,GONGS ETC.ELECTRIC METAL	1927	17906	1036	15641
830621 STATUETT OTH ORNAMENT BASE MTL		38		1
830629 OTH STATUETT OTH ORNAMENT	4451	86948	5146	61368
830630 PHOTOGRAPH,PICTURE FRAME MIRROR	47	617	68	2187
830710 FLEXIBLE TUBING OF IRON/STEEL	19787	223066	23282	201924
830790 FLEXIBLE TUBING OF BASE METAL	19721	207327	30565	232601
830810 HOOKS OF BASE METAL	23441	269828	19404	264150
830820 TUBULAR OR BIFURCATED RIVET	2872	23006	2539	221335
830890 CLASPS OF BASE METAL	40730	269157	31319	298424
830910 CROWN CORKS OF BASE METAL		1		3011
830990 ALUM LID CAN OF CARBONAT DRINK	100598	781463	61663	541207
831000 NUMB PLATE ASSEMBLY,AGRI-TRACT	1177	49409	1694	53699
831110 COATED ELECTRODE OF BASE METAL	86282	778347	92294	856038
831120 CORED WIRE OF BASE METAL,	4888	93853	18337	111305
831130 COATED RODS&CORED WIRE,B/METAL	23928	161754	19783	186041
851290 PARTS OF PRODUCT H-85124011,12	34692	196786	21493	215360
852290 OTH T/COM EQ/AC HD 85.19-85.21	62452	1457053	100711	790513
852321 CARDS INCORPORTAING MAG STRIPE	12178	727966	49288	221097
852329 MAGNETIC DISCS	319	7093	3743	11698
852341 COMPACT DISC (CD)UN-RECORDED	1336	48499	10417	108826
852349 OPTICAL MEDIA CONTAIN SOFTWARE	1290057	14751552	526848	7490921
852351 MULTIMEDIA MEMORY/SD CARDS	460852	696705	15619	1363346
852352 SIM CARDS	303718	2542127	252210	2360791
852359 PROXIMITY CARDS AND TAGS	56129	418885	69586	282998
870990 PARTS,H-NO.87.09 OF WORK TRUCK	890	26855	7	10447
871499 OTHER,PARTS AND ACCESSORIES	22921	254087	19150	223473
880390 OTH PARTS OF H-88.01 OR 88.02	873589	5970577	309004	3923694
902000 GAS MASKS	42116	266094	21553	244112
902110 ORTHOPAEDIC/FRACTURE APPLIANCE	56323	125502	4318	67717
902121 ARTIFICIAL TEETH	1	1151	102	1700
902129 OTHER; DENTAL FITTINGS	1310	28914	551	27835
902131 ARTIFICIAL JOINTS	99385	856574	87329	547165
902139 OTH ARTIFICIAL PARTS OF BODY	223715	1709533	155532	1472761
902140 HEARING AIDS,EXCL PART/ACCESSO	8714	271454	57857	178470
902150 PACEMAKER STIMULAT HEART MUSCL	18648	1282935	30305	607352
903300 PARTS& ACCE OF HEARING AIDS	57345	323027	29257	527553
910111 WRIST WATCH,ELE OPE,MECH DISPL	13	166		3387
910119 O-W-WATCH ELECTRICALLY OPERATED	2907	41139	472	240335
910129 O-W-WATCH,W/N INCO.STOP WATCH	2	4866		3227
910191 OTH. POCKET-WATCH ELE OPERATED		239		43
910199 O-WATCHES INCL STOP WATCHES	322	1728	698	2940
910211 W-WATCH,MACH DISPL O/TH H-9101	11293	115081	23433	97945
910212 W-WATCH,OPTO ELECTRONIC DISPLY	45	144		87
910219 O-W-WATCH W/N INCOR STOP WATCH	1881	170667	21860	271780
910221 W-WATCH,AUTO-WIND O/T H-9101	609	61519		13991
910229 O-W-WATCH O/THAN H-9101	14698	325471	17438	321311
910291 OTH, POCKET-WATCH ELE OPERATED		1107		4
910299 O-POCKET/STOP WATCH O/T H-9101	899	6254	475	7292

Contd.

## 10.11 Imports by Economic Categories (Detail)

(In Thousand Rupees)

Items	March, 2019	From July, 2018	March, 2018	From July, 2017
910310	CLOCK WATCH MOVE ELECT OPERATD	89	141	138
910390	OTH,CLOCKS WATCH MOV EX.91.04	97	1342	6333
910400	INS PANEL CLOCK-AIR&SPACECRAFT	5	2279	363
910511	ALARAM CLOCK,ELECTRICALLY OPE.	1379	16978	1584
910519	OTHER, ALARAM CLOCK	3826	11135	1110
910521	WALL CLOCK,ELECTRICALLY OPERAT	415	11482	1645
910529	OTHER WALL CLOCKS	6604	85046	6757
910591	OTH,CLOCK ELECTRICALLY OPERATD	1088	10834	2050
910599	OTHER CLOCKS	74	583	795
910610	HOOR-METERS/METER AGR-TRACTOR		3003	457
910690	OTH,TIME OR DAY RECORDING APPA	73	46767	5416
910700	TIME SWITCHES WITH CLOCK/WATCH	8328	200178	15160
910811	WATCH MOVE ELEC.OPE MACH DISPL		135	76
910812	WATCH OPTO-ELECTRONIC DISPLAY		352	
910819	OTH,WATCH MOVE ELECT.OPERATED	194	1318	268
910890	OTH,WATCH MOVE COMPLETE ASSEMB	77	1097	91
910910	ELE OPER.CLOCK MOVE COMP/ASSEMB		17	1452
910990	OTH CLOCK MOVEMENT COMP&ASSEMB	44	5056	152
911011	COMP MOVE,UNASSEMBLED WATCH	2875	15875	1572
911012	INCOM MOVE,ASSEMBLED OF WATCH		1	35
911090	OTH,COMP MOVE WATCH/CLOCK UN-A	6537	22523	582
911110	WATCH CASES PRE METAL/CLAD P-M			38
911120	WATCH CASES BASE METAL,W/N G/S	1244	1244	1541
911180	OTHER;WATCH CASES	3956	7661	125
911190	PARTS OF WATCH CASES	1541	24217	551
911220	CLOCK CASE&CASE OF SIMIL GOODS		1605	183
911290	PART OF CLOCK CASE/SIMILR CASE	103	1493	491
911310	WATCH STRAPS,BAND PRECI METAL.		87	
911320	WATCH STRAPS,BAND OF BASE METL	1008	1056	102
911390	OTH,WATCH STRAPS,BANDS PART	10596	81987	925
911410	SPRINGS,INCLUDING HAIR-SPRINGS	5	123	23
911430	DIALS	155	429	95
911440	PLATES AND BRIDGES		59	
911490	OTH;CLOCKS OR WATCH PARTS,N.S.	8722	102983	4430
920110	UPRIGHT PIANOS	65	283	484
920120	GRAND PIANOS		1	42
920190	OTH,HARPSICHORD KEYBOARD STRIN	2572	24795	429
920210	OTH STRING PLAYED WITH A BOW	408	953	15
920290	OTH,STRING MUSICAL INSTRUMENTS	6004	75648	10556
920510	BRASS-WIND INSTRUMENTS			178
920590	OTH,WIND MISICAL INSTRUMENTS,NS	108	3156	135
920600	PERCUSSION MUSICAL INSTRUMENTS		1151	130
920710	KEYBOARD INS,O/THN ACCORDIONS	45	1937	1341
920790	OTH,MUSICAL INSTRUMENTS	638	45560	1379
920810	MUSICAL BOXES	843	4029	242
920890	OTH;MECHANICAL STRET ORGAN,INS	2113	45367	5090
920930	MUSICAL INSTRUMENT STRINGS		54	93
920991	OTH PARTS & ACCE FOR PIANOS.		252	
920992	PARTS&ACCE MUSICAL INS H-92.02	11	406	236
920994	PARTS&ACCE MUSICAL INS H92.07	28	80	1
920999	OTH;PARTS&ACCE(CARDS,DISCS)	29	663	1357
930110	ARTILERY WEAPONS(GUNS/MORTAR)		4712	
930190	FULLY AUTOMATIC SHOTGUNS	120	21549	193
930200	REVOLVERS PROHIBITED BORE,>.32		11218	190162
930320	SHOTGUNS, S-BARREL PUMP-ACTION		1845	598
930330	O SPOR,HUNT-RIFLES SIN-SHORT	130	1045	179
930390	OTH;FIREARMS,DEVIC OPE FIR EXP	73	12517	34
930400	OTH,ARMS OF HEADING NO.93.07	2751	40997	2551
930510	FIRING MECHANISMS-REVOL/PISTOL			27
930520	SHOTGUN BARRLES	32	205	259
930591	FIRING MECHA OF MILITARY WEAPO	48	48	313

Contd.

## 10.11 Imports by Economic Categories (Detail)

(In Thousand Rupees)

Items	March, 2019	From July, 2018	March, 2018	From July, 2017
930599 OTH PART&ACCE.ARTILERY H93.01	19	65		543
930621 SHORTGUN CARTRIDGES		6834		3028
930629 OTH,PARTS OF SHORTGUNS CARTRIG	184	2472	3095	9789
930630 CARTRIDGES RIVETING SIMI TOOL.		170783	35391	68915
930690 OTH;AMMUNITION OF WAR & PARTS.	244	174996		157
930700 SWORDS,CUTLASSES,BAYONETS,LANC		62		233
940110 SEATS OF A KIND USED,AIRCRAFT.		14443		12098
940120 SEATS FOR M-VEH H-8703 & 4	3964	18216	6516	22836
940130 SWIVEL SEATS VARIABLE HEIGHT.	20072	337188	29224	323911
940140 SEATS O/THN GARDEN SEATS,CAMP	2772	33076	3397	30781
940152 SEATS OF BAMBOO				15
940153 SEATS OF RATTAN		270		54
940159 OTH SEATS W/N CONVERTIBLE-BED	1980	9462	247	10391
940161 OT,SEATS UPHOLSTERED WOOD FRAM	5618	67465	9503	80512
940169 OTHER SEATS,WITH WOODEN FRAMES	2713	23009	1886	25024
940171 OT-SEATS UPHOLSTERED METALFRAM	5580	188251	13427	136825
940179 OTHER SEATS;WITH METAL FRAMES	21962	352187	20697	484757
940180 OTHER SEATS WITH METSL FRAMES	22578	230842	28146	291685
940190 SEAT PARTS-FOAM CAR/VEH-8703,4	310680	2701039	381671	2762900
940310 METAL FURNITURE USED IN OFFICE	3917	87725	7354	278933
940320 OTH,METAL FURNITURE O/THN OFFI	20230	196474	27632	284736
940330 WOODEN FURNITURE-OFFICE USE	9003	225673	42195	323605
940340 WOODEN FURNITURE-KITCHEN UES	19714	168546	22670	118309
940350 WOODEN CABINETS	28884	373051	33199	617572
940360 OTHER WOODEN FURNITURE	32357	346725	20581	203329
940370 FURNITURE OF PLASTICS	13125	84145	11007	90863
940382 FURNITURE OF BAMBOO		102		74
940383 FURNITURE OF RATTAN		1812		102
940389 OTHER FURNITURE OF CANE, OSIER	8219	34246	2269	55306
940390 PARTS FURNITURE H -NO.94.03.	20327	136826	19623	116702
940410 MATTRESS SUPPORTS	18863	109512	35	11186
940421 MATTRESS CELLU RUBBER/PLSTIC		17963	294	2352
940429 MATTRESS OF OTHER MATERIALS	257	16143	7151	29306
940430 SLEEPING BAGS	400	1267		1199
940490 OTH,ARTI BEDDING&SIMI FURNISH.	3582	63711	19572	88911
940510 CHANDELIERS	261065	2673636	342875	3111169
940520 ELECTRIC TABLES,DESK,BEDSIDE	5744	65333	9197	104481
940530 LIGHTING SETS CHRISTMASTREES	15787	808680	34970	786092
940540 LIGHT SYSTEM FILM SHOOTING	239691	1098725	351026	3176093
940550 NONELEC TUBULAR DAYLIGHT DEVIC	215	8169		7426
940592 PARTS OF PLASTIC H-94.05,N.E.S	2204	16318	1427	14022
940610 GREEN HOUSES OF WOOD	112472	443846	67851	500616
940690 OTHER GREEN HOUSES	289776	3635306	222067	3164432
950300 WHEELED TOYS RIDDEN BY CHILDR	331709	3633657	392751	4043395
950420 ARTI&ACCE, BILLIARDS ALL KIND	2487	45107	3196	47819
950430 OTH GAMES OPERA BY COIN/CARDS	14576	49848	12068	62731
950440 PLAYING CARDS	6132	65883	5047	54913
950450 VIDEO GAMES CONSOLES&MACHINES	28	3451	100	19911
950490 DICE CUPS	7669	85828	18284	54818
950510 ARTI FOR CHRISTMAS FESTIVITES.		11669	790	41390
950590 OTHER ENTERTAINMENT ARTICLES	34826	486947	43263	583045
950611 SNOW SKIS	209	213		13
950619 OTH;SNOW SKI EQUIPMENT.	66	2709	583	4168
950621 SAILBOARDS				151
950629 OTH;WATER SKI,SURF BOARD W-SPO	30	6256	2169	29158
950631 GOLF CLUBS COMPLE/OTH GOLF EQU		424		1186
950632 GOLF BALLS	8	6240	491	7352
950639 OTHER;GOLF EQUIPMENTS	866	4447	2094	6482
950640 ARTI,EQUIP FOR TABLE-TENNIS.	859	7152	1478	12989
950651 LAWN-TENNIS RACKETS,W/N STRUNG	21	1231	529	3210
950659 BADMINTON RACKETS	8389	107119	6435	94397

Contd.



## 10.11 Imports by Economic Categories (Detail)

(In Thousand Rupees)

Items	March, 2019	From July, 2018	March, 2018	From July, 2017
950661 LAWN TENNIS BALLS	12237	99337	8283	125961
950662 FOOTBALLS	5952	79341	8794	62089
950669 CRICKET BALLS	3167	28953	2583	35965
950670 ICE SKATES,ROLLER INCL SKABOOT	467	11357	887	8461
950691 EQUIP. FOR OTHER PHY EXERCISE	85176	812523	58860	904062
950699 FOOTBALL COVER	19219	158478	18435	202014
950710 FISHING RODS		1374	21	999
950720 FISH -HOOKS,W/N SNELED.	6	1193	17	2299
950730 FISHING REELS	90	1326		666
950790 OTH LINE FISHING TACKLE NETS	749	11908	161	5238
950810 TRAVELLING CIRCUSES/MENAGERIES		2800	10390	10451
950890 SWINGS,SHOOTING GALLERIES ETC.	3353	183185	48366	320336
960110 WORKED IVORY,ARTICLES OF IVORY			80	2987
960190 WORKED TORTOISE-SHELL ARTICLES		145		208
960200 GELATINE CAPSULES	146890	1140837	108206	1325235
960310 BROOM,BRUSHE,CONS TWIN,VEG-MAT	357	8741	5813	26381
960321 TOOTH BRUSHE,INCL DENT-PLA BRU	31441	374716	49179	549620
960329 OTH;SHAVING,HAIR, NAIL BRUSHES.	3798	56905	5394	100148
960330 ARTST,WRITING,SIMILAR BRUSHES	4126	44204	7200	33032
960340 PAINT,DISTEPER,VARNISH BRUSHES	2023	18206	1189	23539
960350 OTH BRUSHES CONSTI PART MACHIN	1664	47704	2095	60642
960390 OTH;HAND OPE MECHANICAL F-SWEPR	42084	258336	25686	275428
960400 HAND SIEVES AND HAND RIDDLES.		873	32	689
960500 TRAVEL SETS FOR PERSONALTOILE.	188	27275	1029	10023
960610 PRESS-FASTENERS,SNAP-FASTENER.	49352	380350	34457	327034
960621 BUTON OF PLASTICS,NOT COVERED	90914	1682083	183282	1201728
960622 BUTON OF BASE METAL,COVER TXT	23511	290344	31812	255176
960629 PRESS STUDS	23090	475901	30457	502476
960630 BUTTON MOULDS,PARTS OF BUTTON.		6		24867
960711 SLIDE FASTENER FIT CHAIN SCOP.	20730	358827	20266	255781
960719 OTHER;SLIDE FASTENERS	81005	1238430	79796	1171251
960720 PARTS; SLIDE FASTENERS	9735	72997	8311	91632
960810 BALL POINT PENS	5168	129199	30120	178870
960820 FELT TIPPED.PORUS TIPPED PEN	44988	303781	29447	242361
960830 FOUNTAIN PEN,STYLOGRADH PEN	9222	98095	18720	92691
960840 PROPELLING OR SLIDING PENCILS		1356	232	251
960850 SETS OF ARTICLES FROM TWO FOR-H	476	11588	1129	18817
960860 REFILLS FOR BALL POINT PEN.	40354	257344	17477	152335
960891 PEN NIBS AND NIB POINTS	46998	480765	36449	287039
960899 PEN CAPS,CLIPS OF STEEL M-LOCL	34230	284336	20193	234697
960910 PENCILS&CRAYON W-LEADS ENCASD.	157369	1205746	267492	1889784
960920 PENCIL LEADS, BLACK	3006	78654	27761	153432
960990 OTH;PENCIL,DRAWING CHARCOALS.	8402	87035	6422	43215
961000 SLATES&BOARDS,WRITNG/DRAWIN	4945	56956	3985	47461
961100 DATE,SEALING OR NUMBERING STAM	1850	13484	3363	15946
961210 RIBBONS FOR DOT MATRIX PRINTER	10722	206934	11840	141029
961220 INK-PADS	291	1620	335	2561
961310 POCKET LIGHTERS,GAS FUELLED	336	20789	25269	97694
961320 POCKET LIGH,GAS FUELL,REFILLAB	31	121144	5010	32732
961380 LIGHTERS M-CARS OF H-8703	2311	32066	5038	36254
961390 PARTS OF CIGARETTE LIGHTERS	4506	9601		828
961400 SMOKING PIPE&CIGAR OR CIG.HOLD	977	13512	2136	10921
961511 COMBS,HAIR-SLIDES,OF HARD RBER	6113	57055	6610	80504
961519 OTH;HAIRPINS,CURLING PINS,LIKE	1567	20151	1646	27118
961590 HAIR PINS	22000	634370	65412	696387
961610 SCENT SPRAY SIMI TOILET SPRAY	8168	115854	12117	119697
961620 POWDER-PUFFS&PADS FOR APPLICA	4964	42612	3968	32041
961700 VACCUM FLASKS	20304	404792	32383	855990
961800 TAILORS,DUMMIERS&OTH LAY FING.	3300	30487	6273	44657
962000 MONOPODS, BIPODS, TRIPODS	3972	18274	62	358
970110 PAINTING,DRAWING,PASTELS.	641	19071	203	14487

Contd.

## 10.11 Imports by Economic Categories (Detail)

(In Thousand Rupees)

Items	March, 2019	From July, 2018	March, 2018	From July, 2017
970190 OTH COLLAGES&SIMI DECORATIVE	1494	10540	713	45313
970200 ORIGINAL ENGRAVINGS,PRINTS.		19995		5188
970300 ORIGINAL SCULPTURES&STATUARY	700	1129	774	10822
970400 POSTAGE&REVENUE STAMPS,ST-POS	39	253		120
970500 COLLECTIONS&COLLECTORS, PIECS.	44	2281		3696
970600 ANTIQUES OF AN AGE EXE 100 YE.				2
990900 TRANSACTIONS LESS THAN RS.1000	2457	28433	1928	43221
991000 SAMPLES HAVING NO-COMMER VALUE	254713	18795965	635715	3671094
<b>2. RAW MATERIAL TOTAL ( A + B )</b>	<b>317474605</b>	<b>2927051077</b>	<b>314824629*</b>	<b>2450324455</b>
<b>A. CONSUMER GOODS TOTAL</b>	<b>252206437</b>	<b>2363348002</b>	<b>253911922*</b>	<b>1983998318</b>
50400 GUTS,BLADERS,STOMACH OF ANIMAL	1005	12078	1512	13520
50510 FEATHER,USED FOR STUFFING;DOWN		23		18
50590 OTH SKINS AND PARTS OF BIRDS		1845	13443	60432
50610 OSSEIN,BONES TREATED WITH ACID	4413	22036	366	11509
50690 BONES, POWDER	1858	17710	1260	43317
50790 HORNS		2065		3397
50800 SHELLS	26	1758		1732
51000 AMBERGRIS,CASTOREUM CIVET,MUSK		190		126
51110 BOVINE SEMEN	35347	292107	44749	162039
51191 FISH EGGS	932	1199	126	1688
51199 SILK WORM EGGS	9	189		14714
60110 BULBS	33	114361		104875
60120 BULB TUBERS,ROOTS,CHICORY PLAN		583		6
60210 UN-ROOTED CUTTING AND SLIPS				609
60220 TREES,SHRUBS,BUSHES,GRAFTED	328	6578	6972	32927
60240 ROSES,GRAFTED OR NOT				37
60290 MUSHROOM SPAWN	27816	133646	18011	158646
60311 ROSES FRESH	368	3632	290	3290
60314 CHRYSANTHEMUMS FRESH	2978	42683	4632	38763
60319 OTH FRESH FLOWER,BUDS FOR BOUQ	2181	13728	1200	7592
60390 OTH FLOWER FRESH DRIED DYED BL	1273	11963	3784	28908
60490 O.PARTS OF PLANTS FOR BOUQUETS		309	11	38
110812 MAIZE (CORN), STARCH	44370	289453	17561	311404
110813 POTATO, STARCH	85589	708035	68008	508439
110814 MANIOC (CASSAVA) STARCH		6279	7972	27309
110819 OTHER STARCHES	2	25	11	2913
110820 INULIN		2715		9324
110900 WHEAT GLUTEN,WHETHER/NOT DRIED	21510	146083	23130	155789
120110 SOYA BEAN SEED	3870818	86189788	7754454	63462063
120190 SOYA BEAN,W.OR-N-BROKEN/SHELED		70		361
120241 OTH GROUND NUTS IN SHELL	2178	9504		514580
120242 GROUND-NUTS SHELLED BROKEN/N-B	38684	633973	59308	1352349
120300 COPRA	102827	1002967	57738	1051979
120400 LINSEED,WHETHER OR NOT BROKEN		14960	2	33716
120510 LOW ERUCIC ACID RAPE/COLZASEED	1070725	30559718	3380958	41697581
120590 OTHER RAPE/COLZA SEED		47111		29422
120600 SUNFLOWER SEED,WHETH/NOT BROKE	23851	261903	11642	2017622
120721 SEEDS FOR CROP (COTTON SEEDS)				806
120750 MUSTARD SEEDS		113545		69430
120770 MELON SEEDS	548	19326	994	17453
120791 POPPY SEEDS				1169
120799 OTH,OIL SEED/OLEAGINOUS FRUITS		11		3359
120810 FLOUR AND MEALS OF SOYA BEANS	3564	5482	1065	5876
120890 FLOURS AND MEALS OF CASTER	329	946		260

Contd.

## 10.11 Imports by Economic Categories (Detail)

(In Thousand Rupees)

Items	March, 2019	From July, 2018	March, 2018	From July, 2017
120910 SUGAR BEET SEED USE FOR SOWING		108512		79920
120921 LUCERNE (ALFALFA) SEED	23429	419048	5370	231826
120922 CLOVER (TRIFOLIUM) SEED		2387760		2291059
120925 REY GRASS SEED		5629		3227
120929 OTHER SEEDS OF FORAGE PLANTS	399329	1139514	301241	550103
120930 SEED OF HERBACEOUS PLANTS		79		1790
120991 ONION SEEDS	453022	4862506	428288	3242223
120999 OTH SEEDS OF FRUIT FOR SOWING	9654	561494	94232	1834872
121190 OTH PLANTS AND PARTS OF PLANTS	132184	913777	116683	714863
121221 SEAWEDS/ALGAE FIT FOR HUMAN		737		2936
130190 CANNABIS RESIN/CANABIS BALSAMS	95852	619752	62344	417052
130212 SAP AND EXTRACTS OF LIQUORICE	33	1307	1027	4439
130219 OTH SAPS & EXTRACT OTH VEG SAP	109337	449928	20419	279776
130220 PECTIC SUBSTANCES,PECTINATES	13440	134581	233	177001
130231 AGAR-AGAR		66918		52582
130232 GUWAR GUM	42751	347884	27235	278929
130239 OTHER MUCILAGES AND THICKENERS	67674	412315	26024	268971
140110 BAMBOOS	10266	136581	3389	97486
140120 RATTANS	9598	75312	8468	56674
140190 OTH VEG MATERIAL USED PLAITING		146		
140420 COTTON LINTERS				7
140490 TENDU LEAVES(BIDI LEAVES)	466226	3072120	244403	2805228
150190 POULTRY FAT OTH THAN H-02.09	2279	41027	5142	30045
150210 TALLOW (OTHER THAN OF H-15.03)	86808	1247026	260855	1928326
150300 LARD STEARIN,LARD OIL NOT PAK		10		
150410 FISH-LIVER OILS THEIR FRACTION		2825	231	2938
150420 FATS OILS THEIR FRACT OF FISH	241	3991	19	2236
150430 FATS & OILS & THEIR FRACTIONS				322
150500 LANOLIN	5442	49651	7217	53915
150600 OTH ANIMAL FATS AND OILS/FRACT				1054
150710 SOYABEAN OIL & ITS FRACT CRUDE	1526185	8904650	329983	11528242
150790 OTH SOYABEAN OIL & IT FRACTION	9	136602	15185	181940
150890 OTH GROUND NUT OIL & ITS FRACT	388	2423	193	2285
150910 OLIVE OIL & ITS FRACT (VIRGIN)	28890	285257	24863	204964
150990 OTH OLIVE OIL & ITS FRACTIONS	56164	949683	67447	655474
151000 OTH OIL/FR,INCL BLENDS OF OIL		5185		79
151110 PALM OIL & ITS FRACTIONS CRUDE	2372045	15246719	1253002	6408046
151190 PALM STREARIN	18603084	167915443	20950969	159709127
151211 SUNFLOWER-SEED/SAFLOWER OILCRU		1576		
151219 OTH SUNFLOWER SEE&SAFLOWER OIL	8902	42011	5147	68638
151229 OTH COTTON SEED OIL & IT FRACT		169	7	57
151311 COCONUT OIL,ITS FRACTION CRUDE	17796	76385	453	35886
151319 OTH COCONUT OIL,ITS FRACTIONS	47970	603539	106381	682198
151329 OTH PALM KERNEL/BABASSU OIL	160205	1408413	189772	1375702
151419 OTH COLZA/MUSTER OIL,FRA/CRUDE		120	87	1932
151499 OTH RAPE SEED OIL ITS FRACTION	102	102		
151511 LINSEED OIL & ITS FRACT CRUDE		5536		
151519 OTH LINSEED OIL & ITS FRACTION		5642	419	1157
151529 OTH MAIZE OIL & ITS FRACTIONS	22771	150815	53374	258737
151530 CASTOR OIL AND ITS FRACTIONS	8471	141986	35048	215334
151550 SESAME OIL & ITS FRACTIONS	57	2568	535	5650
151590 OTH FIXED VEGETABLE OILS/FRACT	726	36356	3859	12950
151610 ANIMAL FATS /OILS&ITS FRACTION				102
151620 VEGETABLE FAT & ITS FRACTIONS	207156	2306690	138701	1896931
151710 MARGARINE,EXCL LIQUID MARGARIN	6222	60981	15189	105423
151790 OTH MARGARIN,EDIB MIX/PREP ETC	229839	1986091	144268	1581226
151800 ANIMAL/VEG FAT/OILOXIDISE ETC	16100	158886	25233	155957
152000 GLYSEROL,CRUDE WATER & LYES	13558	64493	9794	47131
152110 VEG WAX WHETHER OR NOT REFINED	15285	41163		27471
152190 BEES WAX	1490	49206	8675	47523
152200 RESIDUES OF ANMAL/VEGTABLE WAX	28793	243733	2285	48000

Contd.

## 10.11 Imports by Economic Categories (Detail)

(In Thousand Rupees)

Items	March, 2019	From July, 2018	March, 2018	From July, 2017
160100 SAUSE,PROD MEAT-FOOD PREP OFFL	362	29818	924	13911
220710 UNDENATURE ETHYL ALCOHOL O/SPR	1939	10508		4938
220720 ETHYL ALCOHOL/OTH SPIRITS DEN				1124
240120 TOBACO-WHOLY/PARTLY STE/STRIP	202301	1988576	121821	853934
240130 TOBACCO REFUSE		879		8865
251010 AAT,C/PHOS,ALUM/C/PHOS&PH/CUG	106150	4199564	267831	3373092
251020 AAT,C/PHOS,ALUM/C/PHOS&PH/CGD				1
270810 PITCH	1120	21231		29024
270820 PITCH COKE		2388	700	2085
270900 PETROLEUM OILS FROM BITUMINOUS	47698302	445054145	47780868	316700635
271019 KEROSENE	15390235	198219957	21267527	279475246
271020 PETROLEUM OILS(OTH THAN CRUDE)	257	1269		
271099 OTH WASTE OILS	3555	8459	94	9694
271111 NATURAL GAS,LIQUIFIED	30050791	316286830	25101334	174359772
271112 PROPANE, LIQUIFIED	22	25546		11031
271113 BUTANES, LIQUIFIED	187	555		157
271119 L.P.G. LIQUEFIED	3476168	27759073	1299538	23606787
271121 NATURAL GAS,IN GASEOUS STATE		448		194
271290 SLACK WAX	41422	287371	46022	205848
271311 PETROLEUM COKE;NOT CALCINED		516418	312404	1512403
271312 PETROLEUM COKE; CALCINED	4703	58180	8777	42855
271320 PETROLEUM BITUMEN	687620	9999575	557572	4801936
271490 OTH BITUMEN & ASPHALT NATURAL.	3018	21098	6176	30986
290110 SATUR BUTANE,PENTANE & HEXANE	5417	42055	5356	37184
290121 UNSATURATED ETHYLENE.	676592	7756903	778837	7281643
290122 UNSATURATED PROPENE(PROPYLENE)				559
290123 UNSATURAT BUTENE/ISOMER THROF				952
290124 UNSATURATE BUTA-1,3-DIENE/ISOP			2	2
290129 UNSATURATED HEPTANES	1053	19760		9815
290211 CYCLOHEXANE		30410	17	16612
290219 CYCLOPENTANE	21615	315377	36597	284826
290220 BENZENE, PURE		286		51
290230 TOLUENE, PURE	29047	727170	62730	580579
290241 O-XYLENE	255114	1889767	296944	1749211
290243 P-XYLENE	4370958	37324586	3389503	21950456
290244 MIXED XYLENE ISOMERS	50	21423	4915	24388
290250 STYRENE	626653	6519783	240642	5048136
290260 ETHYLBENZENE			4692	9003
290290 NEPTHALENE	23528	103718	18673	90257
290311 SATURATED METHYL CHLOROFORM		7		89
290312 DICHLOROMETHANE(METHYLEN CHLRD	54636	419692	40014	314256
290313 CHOLOROFORM(TRICHLOROMETHANE)	39147	244528	37876	214462
290315 ETHYLENE DICHLORIDE(1,2-DI CH)	296373	2885903	171092	967050
290319 1,1,1-TRICHLOROETHANE	8126	62389	775	53049
290321 UNSATURATED VINYL CHLORIDE	389734	389734	462975	1161588
290322 UNSATURATED TRICHLOROETHYLENE	26875	207701	2414	197902
290323 UNSATURATE TETRACHLOROETHYLENE	2331	58804	14140	103160
290329 OTH UNSATUR DERIV ACYCL H'CARB		333		61
290339 OTH BROMOMETHANE(METHYL BROMI)	166553	1008245	165001	883801
290371 CHLORODIFLUOROMETHANE	56364	509273	71976	397893
290372 DICHLOROTRIFLUOROETHANS				888
290373 DICHLOROFLUROETHANES		60385		109367
290374 CHLORODIFLUOROETHANES		8201		12278
290377 PENTACHLOROFLUROO METHANE/ETHA	7558	14650	3267	14086
290379 OTH CHLORODIFLUOROMETHANE		10871		401
290381 1,2,3,4,5,6HEXACHLORO CYCLOHEX		3245		49
290382 ALDRIN(ISO),CHLORDANE(ISO)/HEP		18		
290383 MIREX (ISO)		5		
290389 OTH HELOGEN DERIV CYCLANIC ETC		561	3	261
290391 CHLOROBENZENE	4	19438	2282	11362
290399 OTH HALOGENATED DERIV H.CARBON		29911	5353	22986

Contd.

## 10.11 Imports by Economic Categories (Detail)

(In Thousand Rupees)

Items	March, 2019	From July, 2018	March, 2018	From July, 2017
290410 BENZENE SULPHONIC ACID	6616	110596	11816	105923
290420 NITROBENZENE (MIRBANE OIL)	3060	72279	24762	60250
290499 OTH DERIVATIVE NITRO/NITROSO	13900	94559	4906	46656
290511 SATURAT METHANOL(METHYL ALCHL)	462425	5648045	593158	4052587
290512 SATURATED PROPYL ALCOHOL	185920	1407104	140094	1465519
290513 SATUR BUTAN-1-01(N-BUTYLALVHL		102796	3201	71005
290514 OTHER SATURATED BUTANOLS	10010	150940	13142	87536
290516 SATUR OCTANOL/ISOMERS THEREOF	426046	3459400	465647	3376092
290517 SATURATED STEARYLE ALCOHOL	11630	60361	6324	76940
290519 ISO NONYL ALCOHOL (INA)	6298	130936	5838	56833
290522 UNSATUR ACYCLIC TERPENE ALCOHL	6357	74186	50	37811
290529 OTH UNSATUR MONOHYDRIC ALCOHOL	4112	15324	652	4951
290531 ETHYLENE GLYCOL(ETHANEDIOL)MEG	1867213	26232090	3443401	24774291
290532 PROPYLEN GLYCOL(PROPAN-1,2-DIO	264175	1487411	137800	1117740
290539 OTHER, DIOLS	12293	109246	15475	71797
290541 2-ETHYL-2(HYDROXYMETHLY-PROPAN	4659	29186	4649	43887
290542 PENTAERYTHRITOL	54085	593648	66046	407559
290543 MANNITOL	39829	183479	9703	120019
290544 D-GLUCITOL (SORBITOL)	12353	56895	2178	31714
290545 GLYCEROL	104015	915333	93545	537410
290549 OTHER,POLUHYDRIC ALCOHOLS	1191	23751	10	16400
290551 ETHCHLORVYNOL (INN)		1860		
290559 OTHER HALOGENATED, SULPHONATED	3204	11330	908	7503
290611 MENTHOL	19251	542533	7166	321134
290612 CYCLOEXANOL,METHYL/DIMETHYL		9		3690
290613 STEROLS AND INOSITOLS	4673	30828	3683	29273
290619 OTH TERPINEOLS	15850	124153	8829	126469
290621 BENZYL ALCOHOL	10932	74975	23295	71083
290629 CYCLIC ALCOHOLS BAS PESTICIDES	30046	115189	2757	64155
290711 PHENOL(HYDROXYBENZENE)IT SALT	91888	512137	17460	353845
290712 CRESOLS AND THEIR SALTS	8147	17287	116	4813
290713 OCTYLPHENOL,NONYLPHENOL/ISOMER		3696		2479
290715 NAPTHOLS & THEIR SALTS	43	12017		7307
290719 OTHER MONOPHENOLS	801	24470	5942	30290
290721 RESORCINAL AND ITS SALTS	3450	43445	1	20499
290722 HYDROQUINONE (QUINOL)ITS SALT	1890	28726	611	25412
290723 4,4-ISOPROPYLDENEDIPHENOL/SALT	14279	95365	20813	112562
290729 OTHER, POLYPHENOLS	14342	170269	26296	115953
290811 PENTACHLOROPHENOL (ISO)		8		
290819 OTH 4-CHLORO, 3-METHYLEPHENOL	1190	39286	438	14221
291511 FORMIC ACID	26307	256441	31424	183063
291512 SODIUM FORMATE,CALCIUM FORMATE	22451	964571	73236	624943
291513 ESTERS OF FORMIC ACID	4	3739	212	5782
291521 ACETIC ACID	288360	3672512	496546	2542781
291524 ACETIC ANHYDRIDE				1751
291529 CALCIUM ACETATE	25628	85701	5231	59641
291531 ETHYL ACETATE	3239	50962	27	79727
291532 VINYL ACETATE	163799	1845801	226050	1227346
291533 N-BUTYL ACETATE		53	107	5439
291536 DINOSEB (ISO) ACETATE		812		539
291539 BENZYL ACETATE	68626	899640	87543	581039
291540 MONO/DI/TRICHLOROACETIC ACID-S	910	3670	4265	14880
291550 PROPIONIC ACID,ITS SALT/ESTERS	13119	155171	8230	116791
291560 BUTYRIC ACIDS,	40788	272037	25208	223452
291570 STEARIC ACID (CHEMICALLY PURE)	39955	373069	46501	451441
291590 OTH SAT ACYCLIC MONOCARBOXYLIC	207169	1534805	81390	1278122
291611 UNSATU ACRYLIC ACID/ITS SALTS	12380	168232	26033	173724
291612 UNSATURATE ESTER ACRYLIC ACID	144045	1843529	112469	1276440
291613 UNSATU METHACRYLIC ACID/SALTS	4	19665	5511	14064
291614 UNSATU ESTER,METHARYLIC ACID	69211	837407	107389	823961
291615 UNSATURATED OLEIC ACID	1054	15979	395	20941

Contd.

## 10.11 Imports by Economic Categories (Detail)

(In Thousand Rupees)

Items	March, 2019	From July, 2018	March, 2018	From July, 2017
291619 OTH MALEIC ACID,AZDN(2-AZOBIS)	17831	180705	16735	137166
291620 CYC-LANIC,LENIC LOTEPHENI ACID	5080	111333	815	101742
291631 BENZOIC ACID,	46795	260862	46623	210768
291632 BENZOYL PEROXIDE/BENZYL CHLRID		58222	11014	37320
291634 PHENYLACETIC ACID & ITS SALTS		30		37
291639 IBUPROFEN	284947	1672475	151846	1043520
291711 OXALIC ACID	7876	162012	12608	103519
291712 ADIPIC ACID,ITS SALTS/ESTERS	237923	1429403	169436	1124967
291713 AZELAIC/SEBACIC ACID/SALT/ESTR	7152	36748	2841	22715
291714 MALEIC ANHYDRIDE	23089	278810	39972	229692
291719 OTH ACYCLIC POLYCARBOXYL ACID	15022	103650	12587	92768
291720 CYC-LANIC,LENIC LOTERPENC ACID	7056	34448		29360
291732 DIOCTYL ORTHOPHTHALATES	533	10002		4804
291733 DINONY/DIDECYL ORTHOPHALATES		6748		4086
291734 DIBUTYL ORTHOPHTHALATES	6413	160844	13045	126705
291735 PHTHALIC ANHYDRIDE	33255	651860	91565	490422
291736 PURE TERPHTHALIC ACID(PTA)	876524	13611082	1972612	9961154
291739 ISO PHTHALIC ACID	57779	403330	156697	651596
291811 LACTIC ACID	23492	144325	17555	146575
291812 TARTARIC ACID	21543	72313	8973	62886
291813 SALT & ESTER OF TARTARIC ACID	14	9329	12	9990
291814 CITRIC ACID	254541	1768565	343188	1959127
291815 SODIUM CITRATE	40683	319851	48307	338261
291816 GLUCONIC ACID,SALTS & ESTERS	156732	846385	146268	762932
291819 OTH ESTER,SALTS OF CITRIC ACID	16372	108137	12227	123292
291821 SALICYLIC ACID	9025	35128	4124	25721
291822 ASPARIN	25669	160669	11198	107608
291823 OTH ESTER,SALICYLIC ACID/SALTS	3189	22714	1164	15497
291829 OTH CARBOXYLIC ACID+PHENOL FUN	36517	185876	40776	161342
291830 CARBOXYLIC ACID+ALDEHYDE/KETON	5232	101922	11931	80521
292990 ISOCYANIDES	27948	169672	2955	162458
293020 2-N,N-DIMETHYL AMINO-1 SODIUM	131020	406504	174487	398839
293030 THIURAM MONO-,DI-,TETRASULPHID	112	6050	2205	16887
293040 METHIONINE	506481	3589249	287110	2850004
293090 2 N,N-DIMETHYLANINO1,3DISODIUM	39177	1103807	114543	628035
293110 TETRAMETHYL LEAD&T-ETHYL LEAD	5828	49482	6786	49385
293120 TRIBUTYL TIN COMPOUNDS		676		988
293133 DIETHYL ETHYLPHOSPHONATE		1414		152
293134 SODIUM3(TRIHYDROXYSILL)PROPYL		187		
293138 SALT OF METHYLPHOSPHONIC ACID		47		
293139 O-ALKYL(<C10,INCL.GCYCLOALKYL)	1848	25237	867	9207
293190 INGR.PESTI CON.PHOSPHORUS ATOM	25883	1290870	151719	1724443
293211 TETRAHYDROFURAN	2175	7951	21	3762
293212 2-FURALDEHYDE (FURFURALDEHYDE)		39844		46483
293213 FURFURYL ALCOH/TETRAHYDRFURFYL		130	305	305
293214 SUCRALOSE	4789	39078	10709	24739
293219 OTH HETEROCYCLIC COMP UNFUSED	33098	281389	4022	78683
293220 4,5,6,7-TETRACHLOROPHTHALIDE	26643	418293	46090	258712
293299 2,3 DIHYDRO,2-2DIMETHYL,7BENZO	279142	1762875	207020	1200352
293311 PHENAZONE & ITS DERIVATIVE	1639	11058	48	17012
293319 OTH COMP UNFUSE PYRAZOLE RING	183022	389196	32061	182279
293321 HYDANTOIN AND ITS DERIVATIVES	3214	19764	3416	18995
293329 OTH COMP UNFUSE IMIDAZOLE RING	189509	1566819	141196	1304213
293331 PYRIDINE AND ITS SALTS	1288	9775	2760	4605
293332 PIPERIDINE AND ITS SALTS				404
293333 ALFENTANIAL(INN)(ANILERIDINE)	21891	75493	2922	109721
293339 CHLOROPHENIRAMINE & ISONIAZID	421134	3346479	369603	2485253
293341 LEVORPHANOL(INN) & ITS SALTS				2853
293349 AMODIAQUINE	230361	1807720	215820	1434561
293352 MALONYLUREA/IT DERIV/SALT THOF		54		1067
293353 ALLOBARBITAL(INN)(AMBARBITAL)		9120		1989

Contd.

## 10.11 Imports by Economic Categories (Detail)

(In Thousand Rupees)

Items	March, 2019	From July, 2018	March, 2018	From July, 2017
293354 OTH DERIVATIVES OF MALONYLUREA				50
293359 O-DIETHYL,O,ISO PHROPYL-6 ETC	596140	3903370	257240	2957755
293361 MALAMINE	94193	1062557	138669	722034
293369 PYRIMETHANINE	210720	1861443	190604	1049680
293371 6-HEXANELACTAM(EPSILON-CAPROL)		7456		3439
293372 CLOBAZAM(INN),METHPRYLON(INN)		38537		5985
293379 ISATIN (LACTAM OF ISTIC ACID)	37371	470740	28029	199851
293391 ALPRAZOLAM(INN) CAMAZEPAM(INN)	4379	123646	9999	71138
293392 AZINPHOS-METHYL (ISO)	61	141		
293399 OTH INGREDIENTS FOR PESTICIDES	373113	3493073	258584	2261796
293410 NUCLEIC ACID BASE PESTICIDES	48410	627297	28006	423480
293420 COMP BENZOTHIAZOLE RING SYSTEM	46795	334599	16506	138817
293430 COMP PHENOTHIAZINE RING SYSTEM	4595	38499	3539	57686
293491 AMINOREX(INN),BORTIZOLAM(INN)		17459		9601
293499 FURAZOLIDONE	729888	7482128	1098752	6462223
293979 OTH DERIVATIVES OF VEGETAL	1645	15496		8761
293980 VEGE ALKALOIDS BASE PESTICIDES	4164	27512	1042	31507
294190 CEPHALEXIN	942811	7782467	841134	7054227
310100 ANIMAL/VEG FERTILIZER/PRODUCTS	15353	401436		43998
310210 UREA,WHET OR NOT AQUEOUS SOLUT	213	5067118	1226	25417
310221 AMMONIUM SULPHATE	308934	1533988	41065	1300580
310229 MIX AMMONIUM SULPHATE/NITRATE		4408	70725	233400
310230 AMMONIUM NITRAT,WHET/NOT AQUES	9548	302567	43040	260668
310240 MIXT,AMMONIUM NITRAT/CALC CARB				1716
310250 SODIUM NITRATE,CRUDE	8933	144286	26970	111720
310260 MIXT,CALCIUM/AMMONIUM NITRATE		1489		3673
310290 OTH,MIN/CHEM NETROG FERTILZER	723	14281	13079	34149
310311 SUPERPHOSPATES CONT W35%(P2O5)		75227		71760
310319 OTHER SUPERPHOSPHATES	77620	267565	117334	196775
310390 OTH,MIN/CHEM FERTILIZE PHOSPHT		5304		5803
310420 POTASSIUM CHLORIDE	128530	1157977	54917	682498
310430 POTASSIUM SULPHATE	496798	2915707	317613	2845347
310490 OTH,MIN/CHEM FERTILIZE POTASIC	207292	1061028	121699	1095638
310510 MIN/CHEM FERTILIZER >10KG	7452	18484	114	9405
310520 MIN/CHEM FERTZ ELEM NIT/PHO/PT	25022	246918	57911	193877
310530 DIAMMONIUM HYDROG ORTHO-PHOSPH	5795592	75633225	2691514	58113298
310540 AMMONIUM DIHYDROGEN ORTHO-PHOS	8031	2687654	5267	341927
310551 CHEM FERTZ CON NITRAT/PHOS		6491		710
310559 OTH MIN/CHEM FERTZ NITRAT/PHOS	4106	1638897	23092	34928
310560 MIN/CHEM FERTZ ELEM PHOS/POTAS	5817	14936	1350	4247
310590 OTH MINER/CHEMICAL FERTILIZER	18478	201673	10247	129975
320110 QUEBRACHO EXTRACT	1350	54154	16301	79659
320120 WATTLE EXTRACT	52051	342691	12222	266945
320190 ACAACIA CATECHU (CUTCH)	57608	392482	7976	328040
320210 SYN ORGANIC TANNING SUBSTANCE	172031	1602579	204125	1505208
320290 TANNING SUBS/PREP CHROMUM SUPH	100322	1193048	55617	794076
320300 COLOUR MATTER,ACACIA CATECHU	7226	91401	7869	67455
320411 DISPERSE DYES/PREP BASE THEROF	299295	3288600	207551	2022150
320412 ACID DYES PREMETALISE/PREP/DYE	225055	1698710	169779	1408368
320413 BASIC DYES/PREP BASE THEREON	105739	916189	71755	648517
320414 DIRECT DYES/PREP BASE THEREON	43421	417077	41668	307727
320415 VAT DYES IDIGO BLUE	559066	5020397	430793	3493591
320416 REACTIVE DYES PREP BASE THREON	849140	8487804	886019	6655986
320417 PIGMENT PREP BASE THEREON	282470	2896695	324447	2432474
320419 DYES SULPHUR	225009	2034053	216993	1434733
320420 SYN ORGN PROD USE FLUORESCENT	115018	854493	85091	601975
320490 OTH,SYN ORGN COLOURING MATTER	20785	86093	31224	109396
320500 COLOUR LAKES,PREP AS SPECIFIED	35666	270400	38119	257830
320611 PIGMENT PREP TITANIUM DIOXIDE	1090013	7677054	946867	6827676
320619 OTH,PIGMENT/PREP TITANIUM DIOX	41246	221853	22038	123789
320620 CHROME YELLOW	15308	218727	24226	138826

Contd.

## 10.11 Imports by Economic Categories (Detail)

(In Thousand Rupees)

Items	March, 2019	From July, 2018	March, 2018	From July, 2017
320641 ULTRAMARINE/PEP BASE THEREON	2423	53824	5054	42303
320642 LITHOPONE	4085	28891	6150	32242
320649 MASTER BATCHES (COLOURED)	66252	787143	113687	755870
320650 FLOURESCENT POWDER		991	505	862
320710 OPACIFIERS	265	272362	25907	151361
320720 VITRIFIABLE ENAMEL/GLAZE/ENGOB	59406	145321	2081	97244
320730 LIQUID LUSTER/SIMILAR PREPARAT		3654	2715	18391
320740 GLASS FRIT	296668	2079888	115822	1043127
320810 VARNISHES BASED ON POLYESTERS	21324	215242	23305	198917
320820 VARNISH B-ACRYLIC/VINYL POLYMR	49520	699488	34067	571457
320890 O-VARNISH BASED ON POLYAMIDES	181859	1657306	186241	1519200
320910 VARNISH VINYL POLYMER DISPERS	20281	188669	16157	98363
320990 LACQUERED BLUE GOLDEN /SILVER	26483	310732	82349	414186
321000 DISTEMPERS	15214	194866	15354	196288
321100 PREPARED DRIERS FOR LEATHER	49028	183708	53173	186623
321210 STAMPING FOILS	44193	333256	27539	348324
321290 ALUMINIUM PASTE AND POWDER	33090	275212	19568	208127
321310 COLOURS IN SETS	3995	66336	3775	49887
321390 OTH COLOUR ARTIST/PAINTERS	596	3625	567	5196
321410 GLAZIER PUTTY(MASTIC B-ON OIL	26350	348057	30302	308738
321490 SILICON SEALANT	86156	740862	85674	555411
321511 ROLLING COATING PRINT INK BLK	46721	550090	68347	553173
340290 OTH ORG SURFAC ACT,WASH/CLEAN	107282	1026836	148307	1541344
340311 PREPARA FOR, LEATHER INDUSTRY	48969	373509	23098	304390
340319 GREASES	93657	1877156	173105	1545909
340391 FAT LIQUOURS	274435	2029299	234482	1822076
340399 MOULD RELEASE PREPARATIONS	143026	1077366	150138	999694
340420 ART/PREP WAXES,POLYETHEL GLYCL	23650	271161	41507	273258
340600 CANDLES,TAPERS AND THE LIKE	6038	102329	10663	110384
340700 DENTAL WAX/OTH PREP DENTISTRY	16817	201130	20741	139560
350110 CASEIN	8090	90722	5854	33226
350219 OTHER EGG ALBUMIN	6226	10379		34
350220 MILK ALBUMIN,INCL WHEY PROTEIN	918	144093		22913
350290 OTH ALBUMIN O/T EGG ALBUMIN		435		146
350300 GELATIN	21046	115975	14468	149274
350400 PEPTONEDERV,PROTEIN SUBSTANCE	7326	59133	2982	83946
350510 DEXTRINS	80319	517161	37755	433449
350520 STARCH GLUES	21069	86774	18804	85719
350610 PROD SUITABLE USE GLUE/ADHESIV	49637	576438	32527	269008
350691 SHOE ADHESIVE	298011	2366116	208884	1607646
350699 SEALANT METHYLE ETHYLE 60TO70%	13644	261029	19780	169281
350710 RENNIN AND CONCENTRATE THEREOF	2238	28427	4738	18113
360690 OTH FERRO CERIU/OTH PYROPHORC	4018	12595	5018	9071
370110 X-RAY FILM,PLATE IN FLAT UNEXP	242038	1183313	164427	1015582
370120 INSTANT PRINT FILM UNEXPOSED		9714	4	8042
370130 O.PL&FILM-TEX.PRINTING.EXC.255	71240	905706	68114	686457
370191 O.PL/FILM-COLOUR PHOTOGRAPHY				323
370199 OTH PHOTOGRAP/PLAT/FILM/UNEXPS		144	18	167
370210 PHOT-FILM ROLL UNEXPOSE,X-RAY		400		583
370239 OTH PHOT FILM ROLL ST/UNEXPOSE	252	16779	6691	17310
370241 PHOT FILM W>610MM,L>200M,COLOR		2221	2787	3624
370243 PHOT FILM W>610MM,L<200M		1497		2062
370244 PHOT FILMW>105MM BUT<610MM	39623	252768	46845	245079
370296 PHOT FILM ROLL W<35MM,L<30M		30		
370310 PHOT PAPER/BOARD/TEXT W>610MM				228
370320 PHOT PAPER/BOARD/TEXT UNEX/COL		23817	3911	50929
370390 OTH PHOT PAPER/BOARD TEXT UNEX	9816	78323	16996	72945
370400 PHOT PLAT/FILM PAPER/BOARD EXP		88	98	476
370500 PHOTO PLATES FILMS EXP/DEV		106	120	212
370690 OTH CINEMA FILM EXPOSE DEVELOP		5118	674	4415
370710 SENSITISING EMULSIONS	13310	66395	1115	61251

Contd.



## 10.11 Imports by Economic Categories (Detail)

(In Thousand Rupees)

Items	March, 2019	From July, 2018	March, 2018	From July, 2017
370790 OTH CHEM PREP,PHOTOGRAPHIC USE	28503	298653	33014	261614
380110 ARTIFICIAL GRAPHITE		30095	1882	24060
380120 COLLOIDAL/SEMI COLOIDL GRAPHITE	665	8822	92	8435
380130 CARBONEOUS PASTE ELECTRODE	5063	30703	18	8859
380190 OTH,PREP GRAPHITE O/T CARBON	1326	16749	1987	23157
380210 ACTIVATED CARBON	25051	259529	24604	171510
380290 OTH ACT CARBON/NAT MINER PROD	4566	104389	9524	138945
380300 TALL OIL WHETHER/NOT REFINED		5729	4381	6576
380400 RESIDUAL LYE FROM WOOD PULP NS	16672	164789	36161	159077
380510 GUM,WOOD,SULPHAT TURPENTIN OIL	8649	10643		853
380590 OTH TERPENIC OIL CONIFER WOOD	518	129635	24853	112602
380610 GUM ROSIN	74211	690405	87994	634359
380620 SALT OF ROSIN/RESIN ACIDS DERV		59005		75598
380630 ESTERS GUMS	11487	90299	87	61007
380690 OTH,ROSIN,SPIRIT,OIL,RUN GUMS	12456	69258	12390	56637
380852 DDT<300G REG AGR PESTI ORD71	1046	1462		80
380859 CLOFENOTANE<300 AG PEST ORD71		4		33
380862 PROD <7.5KG REG UN AGRI ORD 71		43		
380869 PROD REG UNDER AGR PESTI ORD71		291		134
380891 MOSQUITO COIL, MATE&THE LIKE	1410954	8665504	651035	4905489
380892 FUNGICIDES REG.UNDER A. P.O-71	311351	3318917	244520	2170400
380893 HERBICIDES R.UNDER A.P.O-71	446527	5251379	376241	5128912
380894 DISINFECTANTS	41985	419219	60365	367938
380899 PLANT-GROWTH REGULATORS R.O-71	13116	235886	32365	236730
380910 FINISHING AGENT AMYLACOUS SUBS	1236	2799	224	7336
380991 PRINTING GUM STARCH TEX-PRIN	342596	3163960	337407	2754967
380992 OTH FINISHING AGENT DYE CARIER	72698	441433	24831	304322
380993 OTH FINISHING AGENT DYE CARIER	73782	812245	81009	769508
381010 PICKLING PREP METAL SURFACE	23821	383687	33379	294591
381090 PREP. COAT WELD ELECTRODE/CORE	4999	541368	59142	482728
381111 ANTI-KNOCK PREP OF LEAD COMP		27		147
381119 OTHER,ANTI-KNOCK PREPARATIONS	1419	41965	3256	74673
381121 ADD LUBRICATE,PET OIL BIT MINE	578950	5998373	541707	4630654
381129 OTH ADDITIVE LUBRICATING OIL	45063	547367	89664	538452
381190 OTH PREP ADDITIVE FOR LIQU USE	26865	768065	69400	1086463
381210 PREPARED RUBBER ACCELERATORS	31334	220552	26959	221764
381220 COMPOUND PLASTICIZER RUB PL	13488	43071	846	18478
381231 MIX OF OLIGOMERS TRIMETHYL		7747	195	15910
381239 OTH OXIDISIN/COMP FOR RUB/PLAS	193288	1575137	170184	1169296
381300 PREP/CHARG FIRE-EXTINGUISHERS	1548	72867	14059	67267
381400 ORGAN COMP SOLVENT/THINNER NES	47986	313561	48709	390866
381511 SUPORTED CATALYST WITH NI/COMP	15730	178523	234400	387755
381512 SUPORTED CATALYST WITH PR/METL	742	151675	9	1128554
381519 ANTIMONY TRIACETATE	99842	896368	10506	802911
381600 REFRACTORY CEMENT,MORTARS,CONS	123619	1284776	149417	861608
381700 MIXE ALKYL-BENZEN&MIX AL-NAPHT	1493724	9982180	745458	7204163
381800 CHEM ELEMENT/COMP DOP-ELECTRON				346
381900 HYDRAULIC BRAKE FLUIDS	9961	140564	21206	152815
382000 ANTI-FREEZING PREP/DEICE FLUID	25810	265617	26731	223810
382100 PREP CULTURE MEDIA MICRO-ORGAN	11513	156303	16657	124711
382200 DIAGNOSTIC/LAB REAGENTS/PR-DIA	1150638	10580498	973423	8733292
382311 STEARIC ACID	16412	300249	48640	276938
382312 OLEIC (OLIVE) ACID	5386	38837	9261	39880
382313 TALL OIL FATTY ACIDS	1310	7280	1346	9275
382319 PALM FATTY ACID DISTILLATE	279849	3017899	279853	2338497
382370 INDUSTRIAL FATTY ALCOHOLS	50784	312838	21083	271086
382410 PREP BINDER FOUNDRY MOUL CORES	18732	190596	24129	187361
382430 NON-AGGLOMERATED METAL CARBIDE		1131		1233
382440 PREPARED ADDITIVES FOR CEMENT	52535	575374	113931	848593
382450 NON-REFRACTORY MORTAR CONCRETE	3793	29113	3911	63600
382460 SORBITOL O/TH SUB-H-NO.2905.44	80657	731261	79620	535746

Contd.

## 10.11 Imports by Economic Categories (Detail)

(In Thousand Rupees)

Items	March, 2019	From July, 2018	March, 2018	From July, 2017
382475 MIX CON CARBON TETRACHLORIDE		673		51
382478 CON (PFCs)/(HFCs)BUT NOT(CFCs)	96405	438096	98608	405519
382479 OTH MIX CON HALOGE DER OF METH	10450	97342	1647	59411
382481 MIX CON OXIRANE(ETHYLE OXIDE)				1203
382483 MX CON TRIS(2,3-DIBROMOPROPYL)		12		
382484 CONT ALDRIN,CAMPHECHLOR TOXAPH	982	2553	310	10389
382491 MIX OF 5ETHYL-2METHL-2OXID-BIS	18618	156333	16431	154561
382499 GUM BASE USED FOR CHEWING GUM	1396162	12977494	1236801	10944050
382530 CLINICAL WASTE				514
382549 OTH WASTE ORGANIC SOLVANTS		37		
382590 OTH RESIDUAL OF CEHM.INDUSTRY				323
382600 BIODIESE&MIXTURE 70%WT-PET-OIL		138		155
390110 POLYETHYLENE SP GRAVITY<0.94	3207289	31931248	3562265	28144221
390120 POLYETHYLENE SP.GRAVITY>0.94	3422513	27444110	4017443	27025750
390130 ETHYLENE-VINYL ACETATE COPLMER	186609	1103593	86261	1122354
390140 ETHYLENE-ALPHA-OLEFIN G.<0.94	193558	959846	1600	8626
390190 OTH POLYMER OF ETHYLENE P.FORM	426583	3413493	467699	3279419
390210 POLYPROPYLENE	5627061	48997744	5672124	42728258
390220 POLYISOBUTYLENE	3710	145943	579	41437
390230 PROPYLENE COPOLYMERS	1910865	13673642	1973589	13242046
390290 OTHER OLEFINS IN PRIMARY FORMS	34821	319046	50474	319820
390311 POLYSTYRENE EXPANSIBLE	8401	204364	10906	151179
390319 GENERAL PURPOSE POLYESTYRENE	48649	400153	43051	293199
390320 STYRENE-ACRYLONITRILE COPOLYMR	45172	458738	32233	251680
390330 ACRYLONITRILE-BUTADINE-STYRENE	478793	4041777	649583	3802400
390390 OTH POLYMERS OF STYRENE	27341	173013	27413	195373
390410 POLYVIM-CHLORIE EMULSION GRADE	947015	6609360	949016	5095158
390421 OTH POLYVINYL CHLORIDE, NON-PLA	216	48171	5325	77851
390422 OTH POLYVINYL CHLORIDE PLASTIC	34361	322206	53022	312908
390430 VINYL CHLORIDE VINYL ACETATE	6073	64536	7959	55469
390440 OTH VINYL CHLORIDE COPOLYMERS	71164	235198	21461	118147
390450 VINYLIDENE CHLORIDE POLYMERS		1039		5721
390461 POLYTETRALUOROETHYLENE	60	1403		1252
390469 OTHER, FLUORO-POLYMERS	1751	22406	1609	8477
390490 OTH POLYMERS OF VINYL CHLORIDE	26	15540	5302	20032
390512 POLYVINYL ACETATE AQUE DISPERS	10945	66151	9638	54291
390519 OTH POLYVINYL ACETATE (PVA)	6022	64682	1716	35799
390521 VINYL ACETATE COPOLYMERS AQUEO	84681	459454	51670	410815
390529 OTH VINYL ACETATE COPOLYMERS	18193	111654	20325	157774
390530 POLYVINYL ALCOHOL W/N CON UNHY	308377	2169923	169558	1817165
390591 COPOLYMERS	4708	39718	2424	16864
390599 ETHERS POLYVINYL	20927	381549	23935	307208
390610 POLYMETHYL METHACRYLATE	37084	239380	57378	262769
390690 CYANOACRYLATE ADHESIVE RETAIL	1093379	7460642	681161	5100682
390710 POLYACETALS	36469	293810	19196	318654
390720 OTHER POLYETHERS	991392	8726187	1431738	7821491
390730 EPOXIDE RESINS	117404	1083881	164018	998752
390740 POLYCARBONATES	144700	1552375	190681	1267184
390750 ALKYD RESINS	2348	309743	60448	190452
390761 POLYYARN &FILM GRD V>78ML/G	244694	1725178	341091	1283997
390769 OTH YARN AND FILM GRADES	634183	1388956	37817	235192
390770 POLY(LACTIC ACID)	9307	72409	3588	31207
390791 OTHER POLYESTERS, UNSATURATED	2730	42675	6503	46975
390799 OTH POLYESTERS IN PRIMARY FORMS	67851	629596	194183	1213533
390810 POLYAMIDE-6,-11,-12,-6,6,-6,10	64677	375899	50050	324371
390890 OTH POLYAMIDE IN PRIMAR FORM	24774	286124	29425	231738
390910 UREA FORMALDEHYDE MOULDING COM	7103	156116	21817	78373
390920 MALAMINE RESINS	15859	158559	20789	263552
390931 POLY(METHYL PHENYL ISOCYANATE)	387857	3401053	910023	4048894
390939 OTHER AMINO-RESINS	1704	141472	2994	103016
390940 PHENOLIC RESINS	24230	361453	45212	302464

Contd.

## 10.11 Imports by Economic Categories (Detail)

(In Thousand Rupees)

Items	March, 2019	From July, 2018	March, 2018	From July, 2017
390950 POLYURETHANES	1251092	9258647	1027058	4589508
391000 SILICONES IN PRIMARY FORMS.	370783	4407328	659383	4396647
391110 PETROLEUM RESINS	43711	321679	47804	263639
391190 OTH,POLYSULPHIDE,SULPHONE/PLAS	26524	259327	70230	305983
391211 CELLULOSE ACETATES,NON-PLASTI		111		1186
391212 CELLULOSE ACETATES,PLASTICISED	9791	23717		5427
391220 CELLULOSE NITRATES,NON PLASTI	93487	832290	134290	738275
391231 CARBOXYMETHYL CELLULOSE & SALT	164420	1201506	118102	1038037
391239 OTHER CELLULOSE ETHERS	264512	1931449	191927	1830271
391290 OTH CELLULOSE & CHEM DERIVATIV	43713	353033	35860	349209
391310 ALGINIC ACID,ITS SALTS & ESTER	184364	1799861	273473	1919464
391390 PROTEIN HARDENED	35905	415291	20206	298393
391400 ION-EXCHANGERS OF CONDENSATION	37263	356719	32728	401584
391510 WASTE,ETC OF ETHLY/POLYM/PLAST	6613	107874	6671	45782
391520 WASTE,ETC OF STYRENE/POLY/PLAS	19478	19478		500
391530 WASTEETC OF VINYL-CHLORIDE/PL	122537	925927	126649	866420
391590 WASTE,ETC PLASTIC/PARING	145868	1040501	77584	797225
391610 MONOFILAMENT D>1MM RD/ST/PROFI	143	27653	3802	37531
391620 MONOFILAMENT D>1MM-PL PO VICHL	31901	200326	18657	150461
391690 OTH MONOFIL D>1MM PLASTIC-TOH	11240	233704	31303	168915
391710 ARTIFI GUTS OF HARDEN PROTEIN	5278	16953	45	2835
391721 TUBE,PIPE HOSES,RIGID,OF POLYM	38523	484888	57131	318559
391722 TUBE,PIPE HOSES,POLYMER OF PRO	6105	80337	18756	107902
391723 HEAT SHRINKABLE SLEEVES/TUBES	17537	228691	12748	181559
391729 TUBE,PIPE HOSE,RIGID,OTH PLAST	9037	62443	3376	58729
391731 FLEXIBLE TUBE,PIPE B-PRE27.6MP	5764	121395	12133	131044
391732 OTH,TUBE,PIPE HOSE W/OUT FITNG	889	134925	2251	17981
391733 OTH TUBE,PIPE NOT REINFORCED	9850	42978	6464	29424
391739 O-HEAT SHRINKABLE SIEEVES/TUBE	30332	961307	250895	1364340
391890 FLOOR COVERING OF OTH PLASTICS	905	27651	6189	59999
391910 INSULATING TAPE DOUBLE SIDE	110915	1630415	170227	1556242
391990 ORIENTED POLYPROPYLENE P-TAPE	515904	4425186	467722	3578590
392010 OTH PLATES,ETC PLASNON-CELULAR	269324	1942380	181471	1570664
392020 BIAXIAY ORIENT(BOPP)FILM PLAIN	141607	1272989	199782	1206134
392030 OTH PLATE,SHEET,ETC OF PLASTIC	32526	251382	64414	341473
392043 OTH PLATE,MAT OF VINYL CHLORID	79998	833900	123424	838032
392049 POLYVINYL CHLORIDE RIGID FILM	179077	1420334	126805	1072009
392051 OTH PLATE,ETC ACRYLIC POLYMERS	10329	93980	44536	117825
392059 OTH PLAT,ETC OTH ACRYLPOLYEER	10140	102636	8090	86405
392061 POLY CARBONATE IN PLATE, ETC	7765	33892	37	25013
392062 OTH PLATE ETC POLY(ETH TEREPH)	175001	568986	108168	567389
392063 POLYS FILM OF UNSAT-POLYESTERS	51442	165511	34836	160850
392069 OTH PLATES ETC OF OTH POLYESTR	22474	93858	4339	75191
392071 OTH PLAT ETC PLAS OF REG CELLUL		2383	5487	14646
392073 OTH PLATETC PLASTIC NON CELLU		815	372	828
392079 OTH PLAT ETC-PLAS OF CEL DERIV	739	1167		1137
392091 OTH PLATETC PLAS OF PO BUTRAL	3261	35423	11510	46617
392092 OTH PLAT ETC-PLAS OF POLYAMIDE	9634	40449	2129	22126
392094 OTH PLAT ETC-PLAS OF PHENORESIN	1038	22700	246	3082
392099 OTH PLAT ETC-PLAS OF OTH PLAST	94184	836712	67230	762817
392111 PLATES ETC OF PLAS POLY/STYREN	6811	7428	7955	58848
392112 PLAT ETC PLASTIC CEL P-VIN-CHL	77361	565789	26621	362822
392113 PLAT ETC PLA CEL OF POLYURETHA	19753	287754	6510	172182
392114 PLAT ETC PLA CEL OF REGERATED	441	31897	1033	39171
392119 FLAT SHET ETC PLA CEL OTH PLAS	21571	320538	45800	367051
392690 SYNTHETIC FLOTS FOR FISHNG NET	662684	5015143	421859	4326769
400110 NATURAL RUBBER LATEX	255588	2317564	244374	2395662
400121 SMOKED SHEETS	57051	861090	104369	1071125
400122 TECH SPECIFIED NATURAL RUBBER	247108	3722524	522934	3937299
400129 OTHER NATURAL RUBBER	19122	232854	54559	217355
400130 BALATA,GUTTA-PARCHA,CHICLE ETC				18

18

Contd.

## 10.11 Imports by Economic Categories (Detail)

(In Thousand Rupees)

Items	March, 2019	From July, 2018	March, 2018	From July, 2017	
400211	STYRENE-BUTADIENE RUBBER LATEX	191575	1719178	186079	1284380
400219	STYREN BUTADIEN RUBER CARBXyla	195801	3674757	602616	3272179
400220	BUTADIENE RUBBER (BR)	34328	132157	14246	133588
400231	ISOBUTENE-ISOPRENE RUBBER(IIR)	159446	1973780	262430	1862678
400239	OTH,HALO-ISOBUTENE-ISOPRENE RU		77246	34735	156525
400241	CHLOROPRENE RUBBER LATEX (CR),		406		1878
400249	CHLOROPRENE RUBBER O/THAN LAtX	58600	596953	70939	525210
400251	ACRYL BUTADIENE RUBBER LATEX	71	4154		2516
400259	ACRY BUTAD RUBBER O/THAN LATEX	61150	560411	66583	383767
400270	ETHYL PROPLENE-NON-CONJUGATED	11006	181331	16799	153250
400291	OTH SYNTHETIC RUBBER FACTICE	2887	3367	519	1996
400299	OTH SYN RUBBER FACTICE D/F OIL	22878	149725	12853	161710
400300	RECLAIMED RUBBER PRIMARY FORM	23256	336455	30385	375778
400400	BAGOMATIC BLADDER SCRAPE	100680	584581	104391	721580
400510	PLATES OF UNVULCANISED RUBBER	32792	482869	45568	348663
400520	SOLUTION/DISPERS O/T H-4005.10		1401	6	1804
400591	PLATE,SHEET STRIP UN-VUL RUBER	2903	17412	1558	14183
400599	OTHER COMPOUNDED RUBBER	20329	164498	13411	129413
400610	CAMEL-BACK STRIP RETR RUB TYR				271
400690	OTH FORM&ARTIC UNVULCAN RUBBER		45009	6517	42016
400700	SINGLE CORD VALCANISED RUBBER	48586	286302	36469	281478
400811	WEA STRIP DOOR VH--87 CE-RUBER	6995	72164	7672	88090
400819	W-STRIP CAR DOOR-H8703 CEL-RUB	1820	17227	6755	25227
400821	W-STRIP DOOR-H8703 NON-CEL-RUB	17466	332403	28894	244879
400829	O-SH,STRIP,H-87032113,DOOR/LUG	5531	74251	63191	112678
400911	HOSES VEH SUB-H 8701,2,4 V-RUB	44879	485205	46869	449506
400912	TUBE,PIPE OF RUBER WITH FITING	396	18219	7856	21620
400921	HOSES VEH S-H 8701,2,4 M+-RUBB	10867	57294	4105	38458
400922	TUBE,PIPE OF RUB WITH METL.FIT	2732	43495	4946	33232
400931	HOSES VEH S-H 8701,2,4 TEX+RUB	14175	74372	9019	72202
400932	TUBE,PIPE RUB W/TEX.METL.FIT	499	7542	708	6827
400941	HOSES VEH SH 8701,2,4.RUBB+O/M	7415	86273	7055	99701
401700	HARD RUBER IN ALL FORMS/ARTICL	748	22628	2015	55205
410120	W.HID&SKIN BOV.WT8-10KG.UN.SPL		3079		48
410150	HIDES BUFFALO WT>16 KG	43014	295081	30859	236302
410190	OTH HIDES INCL BUTT,BEND&BELIE		4875		1014
410210	LAMB SKIN WITH WOOL,RAW FR/DR	107441	993338	114537	1266980
410221	LAMB SKI W-OUT WOL PICKLED RAW	187902	1172717	142832	963889
410229	OTH RAW SK SHEP/LAM W/OUT WOOL	9322	51406	7389	33080
410390	OTH GOAT SKINS, RAW	121396	588274	60312	407000
410411	HIDE/SKIN FULL GRAIN UNSPLIT		18564		7285
410419	OTH HIDE,SKIN WET STATE	26652	208690	4876	30686
410441	HIDE,SKIN FULL GRAIN DRY STATE		3607	469	469
410449	OTHER HIDES DRY STATE(CRUST)		8500	108	2422
410510	WET BLUE LAMB,SHEEP SKIN	88639	628031	80996	530213
410530	SHEEP/LAMB SKIN NO WOOL CRUST		5477		3
410621	GOAT/KID SKIN WET BLUE	50119	420656	24065	270870
410622	GOAT/KID SKIN CRUST		59422	1059	7512
410692	OTH SKINS DRY STATE CRUST		33483		
410711	WHOLE HIDE SKIN FULL GRAIN BOV		83		144
410712	WHOLE HIDE/SKIN GRAIN SPLIT BV	4100	7954		15157
410719	OTH WHOLE HIDE/SKIN BOV ANIMAL	38820	617102	53983	792619
410791	OTH HIDE INCL SIDES FULL GRAIN			730	730
410792	OTH HIDE INCL SIDE GRAIN SPLIT	8557	94506	552	41492
410799	OTH LEATHER FURTHER PREPARED	8921	126045	8541	108603
411200	PREPARED LEATHER SHEEP/LAMB	1180	39127	218	34208
411310	LEATHER PREP.AFTER TANN GOAT	10971	27600	1171	37801
411390	OTH LEA FURTHER PREP.AFTR TANE	330	17494	4062	33167
411410	CHOMIS LEATHER	460	1104		
411420	PATENT LAMINATED METALIS LEATH		2423		3340
411510	COMP. LEATHER WITH BASIS LEATH	254	20840	4574	50581

Contd.

## 10.11 Imports by Economic Categories (Detail)

(In Thousand Rupees)

Items	March, 2019	From July, 2018	March, 2018	From July, 2017
411520 PARINGS, OTH WASTE OF LEATHER	13	1025	4	11053
420600 ARTI OF GUT OF BLADER/ TENDONS		19		
430130 FURSKINS OF LAMB,WHOLE	184	189		23
430180 OTH FURSKINS, WHOLE				176
430219 LEA SHEARLING-FINISH LEA W-WOL		25022	4623	52398
440111 CONIFEROUS FUEL WOOD,LOG,BILET		8121		38
440121 WOOD IN CHIPS OR PARTICLES CON		117		
440122 WOOD IN CHIPS OR PART NON-CON	23	6987		529
440311 CONFWOOD TRET WIT PAINT,STAIN	103146	573978	25449	136802
440312 NON CONF.WOOD WIT PAINT,STAIN				2294
440321 WOOD OF PINE CROS-SEC> 15CM	22630	110590	12703	114779
440322 WOOD OF PINE OTH CROS-SEC	11032	39938	6300	30446
440324 WOOD OF FIR OTH CROS-SEC	2762	8555		9693
440326 OTH CONIFEROUS WOOD	18332	114735	25425	88541
440349 SAWLOGS & VENEER LOGS NON-CONF	26177	272323	22536	267615
440391 OTH WOOD OAK LOGS NON-CONFIFER		9122		
440394 WOOD OF BEECH OTH CROSSEC		1309		3361
440399 WOOD OF OTHER NON-CONF SPECIES	27845	1553514	262044	2473947
440410 CONIFEROUS HOOPWOOD,POLE,PILE	6324	93901	6378	69326
440420 NON-CONIF HOOPWOOD,POLE,PILE			16	65
440799 OTH WOOD NON-CONF.SPECIES	264994	2306308	210967	1332566
440810 CONIFEROUS SHEET FOR VENEERING	17099	144514	11323	133886
440839 OTH VENEER SHEET/TROPICAL WOOD	5269	53857	10507	61395
440929 OTHER NON-CONIFEROUS WOOD	2746	10365	1050	8566
441011 PARTICLE BOARD OF WOOD	23747	111810	4168	121818
441012 ORENTED STRAND BOARB UN-WORKED	972	7159	697	4678
441019 OTH P-BOARD OF LIGNEOUS MATERI	11	13	16	148
441090 OTH P-BOARD NOT AGGLOM W-RESIN		12247	339	14186
441112 (MDF)THICKNESS NOT EXCEEDI 5MM	70280	403462	28080	322011
441113 (MDF)THICKNESS 5MM TO 9MM	19315	96709	20045	112589
441114 (MDF)THICKNESS EXCEEDING - 9MM	217876	1461310	233344	1659725
441192 OTH (MDF)DENSITY EXC 0.8 g/cm3		7766		34471
441193 MDF-NOT MECH-WORKED-.5-.8G/cm2	232184	2216339	190047	1662449
441194 OTH (MDF)DENSITY NOT> 0.5g/cm3	36	7651		7877
441210 P-WOOD,VENEER PANELS OF BAMBOO		7396	2000	25773
441231 OT P-W OUTER PLY TROPICAL-WOOD		7996	1014	11677
441233 OT P-W OUTER PLY NON-CONIFE-WD	8603	81565	16745	110969
441234 N.CONF WOOD WIT ONE OUTER PLY	30358	309345	33013	371693
441239 OTH PW CONSIST OF WD SHEET-6MM	3864	24793	30434	219229
441294 OTH BLOCKBOARD,LAMINATED&BATEN	5324	6822		2947
441299 OTH PW CONSIST OF WOOD SHEET	2135	22873	11005	88958
441400 WOODEN FRAMES FOR PAINTINGS	658	8119	1695	11097
441510 CASES,BOXES,CRATES,SIM/PACKING	295	27672	362	10418
441520 BOX PALLETS& OTHER LOAD BOARD	94	4472	925	9300
442191 OTH ARTICLES OF BAMBOO	31	471	100	489
442199 BOBBINS	39192	334562	37983	266590
450110 NATURAL CORK,RAW/SIMPLY PREPAR	728	4801		2029
450190 WASTE CORK,CRUSHED,GRANULATED	402	6805	316	3507
450200 NATURAL CORK,BLOCK,PLATE,SHEER	3	269		61
450310 CORKS AND STOPPERS		70	9	15
450390 OTHER ARTICLE OF NATURAL CORK		7	13	632
450410 IMPREGNATED CORK SHEET	2942	35199	5651	26006
460290 OTH BASKET WORK VEGE MATERIAL	514	5260	12	7097
470100 MECHANICAL WOOD PULP	156703	860237	99667	749801
470311 CHEM WOODPULP UNBLECHED CONIFE		717279	196076	650393
470319 CHEM WOODPULP UNBLE NON CONIFE				42172
470321 CHEM WOODPULPSEMIBLEACH/BLEACH	951940	8594605	601726	5153335
470329 OTH CHEMWOODPULP BLE/SEMI-BLEH	107318	4883958	496211	3915441
470429 CHE W-PULP,S-BLE/BLE NON-CONIF	1522	446699	5940	294177
470500 SEMI-CHEMICAL WOOD PULP	53487	1514472	220080	1172472
470620 PULP OF FIBRES DERI FROM W-SCR	12227	12227		18330

Contd.

## 10.11 Imports by Economic Categories (Detail)

(In Thousand Rupees)

Items	March, 2019	From July, 2018	March, 2018	From July, 2017
470630 OTH PULP FROM WASTE OF BAMBOO		59		
470691 PULP OTHER CELL MATERIAL MECH	652	1303	750	750
470692 PULP OTHER CELL MATERIAL CHEM		5227		
470710 UN-BLCH KRAFT PAPER IN BUNDLES	38373	206811		82628
470720 OTH PAPER OF CHEM-PULP-BUNDLES		998		206
470730 PAPER/BOARD IN PRESSED BUNDLES	744	11247	97	97
470790 UNSORTED WASTE PRESED BUNDLES	298383	2696846	217966	1836063
480100 NEWSPRINT,IN ROLLS OR SHEETS	512698	5140223	577849	3983497
480210 HAND-MADE PAPER & PAPERBOARD	617	2161	177	1555
480220 PAPER/P-BOARD PHOTO-SENSITIVE	14	598		4234
480240 WALL PAPER BASE	57	363	4	332
480254 OTH PAPER & PAPERBOARD<40G/SQM	1826	90180	5114	63908
480255 PRINT PAPER,UNCOATED IN ROLL	133639	1672972	347319	2746377
480256 OTH PAPER&PAPERBOARD IN SHEETS	19825	128704	7682	61350
480257 OTH PAPER WT 40-150 G/M2	7365	436551	27579	163693
480258 ART PAPER,UNCOATED WT>150G/M2	49555	425057	66317	605269
480261 OTH PAPER&PAPERBOARD IN ROLLS	468	12816		1469
480262 OTH PAPER&PAPER BOARD IN SHEET	547456	4064515	542371	3410952
480269 OTH U-C CARBONISING BASE PAPER	278491	1795682	47749	438040
480300 TOILET FACIAC TISSUE/TOWEL ETC	62093	405509	60615	305809
480411 KRAFTINER UN COATED UN-BLEACH	52306	473348	54232	1245831
480419 OTH KRAFTLINER UNCOAT ROL/SHET	33859	881160	3137	486525
480421 SACK KRAFT PAPER,UNBLEACHED	1223730	9131884	614841	5667529
480429 OTH SACK KRAFT PAP UN-COT RISH	991	106507	18118	80500
480431 OTH KRAFT P1BORD WT150G/SQMUNB	28134	251875	64759	552204
480439 OTH UNC K-P/BORD WT150G/SQMUB	61650	369689	71197	176790
480441 OTH KR.P/BORD W>150G<2259-UNBL			763	763
480442 OTH KRAFT 150-225G BLECH		5969		3737
480449 OTH KRAFT PAPER IN ROCC/SEETS				489
480451 OTH KRAFT PAPER 225G ON BLEACH		2812		14137
480459 OTH KRAFT PAPER IN ROLL 225G	29583	187179	20963	101877
480511 SEMI-CHEMICAL FLOUTING PAPER	1448	383299	15534	104024
480519 OTHER FLUTING PAPER		10364		29489
480524 TESTLINER BD WT150G/M2 OR LESS	7357	52092	6065	25855
480525 TESTLINER BOARD WT>150 G/M2	17212	211065	21112	151173
480530 WRAPPING PAPER,UNCOAT	22232	170045	28314	145027
480540 FILTER PAPER/PAPERBOARD,UNCOAT	2376	32195	1012	26448
480550 FELT PAPER/PAPERBOARD,UNCOATED				256
480591 P/BOARD W150g DI-ELE St.5KV/MM	78164	627494	68848	426672
480592 P/BOARD W225g DI-ELE St.5KV/MM	29496	134213	24245	189971
480593 P/B W225g OR> DI-ELE St.5KV/MM	24493	284118	40744	268164
480610 VEGETABLE PARCHMENT PAPER	1046	11384		7709
480620 GREASEPROOF PAPERS	6011	35929	88	9886
480630 TRACING PAPERS		25142	3419	3419
480640 PAPER, GLASSINE	7976	140718	7876	118892
480700 COMPOSITE P/BOARD STICKING FLA		18460	478	19595
480810 CORRUGATED P&P/BOARD PERFORTEO	1016	1225	16	93
480840 SACK KRAFT PAPER CREPED/EMBOSD	5502	11781	1050	6159
480890 OTH PAPER,CREPED/EMBOSSD/PERF	3282	19089	2109	28721
480920 SELF COPY PAPER	45481	750926	49500	568284
480990 OTH COPYING / TRANSFER PAPERS	12578	158167	9541	100264
481013 ART PAPER COATED IN ROLLS	352821	3447245	359352	2051968
481014 P&P/B IN SHEET 1-SIDE<435/297M		2416	2099	10951
481019 OTHER WRITING PAPER	61030	501340	42878	526424
481022 LIGHT WEIGHT COATED PAPER		10461	3905	5967
481029 OTH LIGHT WEIGHT COATED PAPER	225440	1865425	215543	2478553
481031 KRAFT PAPER&BOARD WT 150G/M2		546	2308	16935
481032 KRAFT PAPER&P/BOARD WT>150G/M2		151147	32489	113066
481039 OTH KRAFT PAPER&P/BOARD BLEACH		8881		13113
481092 OTH PAPER&P/BOARD MULTI-PLY	1522720	9902405	1206258	9040485
481099 OTH PAPER&P/BOARD COATED	33998	392333	25225	369353

Contd.

## 10.11 Imports by Economic Categories (Detail)

(In Thousand Rupees)

Items	March, 2019	From July, 2018	March, 2018	From July, 2017
481110 P&P/BOARD,TARRED,BITUMINISED	76	948		87
481141 GUMMED ADHESIVE PAPER & BOARD	274961	2257466	216602	1687992
481149 OTH GUMMED/ADHESIVE P&P/BOARD	7906	211227	21019	92194
481151 PAPER&PAPER BOARD PLASTIC COAT	2090	4460		67352
481159 THERMAL FAX PAPER	742495	4271961	574016	3711390
481160 WAX PAPER	103940	714278	88437	587088
481190 OTH P&P/B CELLULOSE WADDING	184893	1576677	191292	1484990
481320 CIGRETTE PAPER IN ROLL WTH SCM	61169	881465	69222	608383
481390 OTH CIGARET PAPER,BOOKLET/TUBE	221164	966135	74942	526604
481420 WALL PAPER COVERD WITH GRANITE	32087	399098	52644	376554
491199 OTHER, PRINTED MATTER	7750	422151	32781	356984
500100 SILK-WORM COCOONS FOR REELING		74		2693
500200 RAW SILK (NOT THROWN)	19270	279364	3278	214836
500400 SILK YARN,NOT RETAIL SALE	25544	294940	18768	305011
500500 YARN SPUN FROM SILK,WASTE NRS	20243	285656	23325	341397
500790 OTHER SILK FABRICS	23860	437507	162269	1273608
510111 SHON WOOL GREASY		22409	5150	38355
510119 OTHER GREASY FLEECE WSHED WOOL	8186	79763		86617
510121 SHORN WOOL, DEGREASED		135		3568
510129 OTHER DEGREASED WOOL NOT CORBO		36707		15156
510130 CARBONISED WOOL		51677		87721
510219 OTH FINE ANIMAL HAIR KASHMIR				333
510220 COARSE ANIMAL HAIR		686		
510330 WASTE OF COARSE ANIMAL HAIR	7547	19270		
510510 CARDED WOOL		1594	683	5202
510529 OTHER WOOLTOPS&COMBED WOOL		42935		52223
510531 FINE ANIMAL HAIR,CARDED/COMBED			522	1369
510539 OTH F-ANIMAL HAIR,CARD/COMBED				2
510610 YARN OF CARDED WOOL 85% WT WOL	14163	328097	18011	277787
510620 YARN OF CARDED WOOL<85% W WOL	16008	88228	11602	61044
510710 YARN OF COMBED WOOL-WOOL=>85%		15148		6646
510720 YARN OF COMBED WOOL-WEIGHT<85%		6311	114	849
510810 YARN OF ANIMAL HAIR CARDED.			59	59
511300 WOV. FAB. COARSE ANIMAL HAIR.				418
520100 LENTH NOT EXCEEDING 20.5MM	18388125	56084935	20507959	63209629
520210 YARN WASTE(INCL.THREAD WASTE)	22105	137135	17612	108525
520291 GARNETTED STOCK	11269	119309	16788	108044
520299 OTHER COTTON WASTE	29109	93162	20094	159189
520300 COTTON, CARDED OR COMBED.		386		255
520411 COTTON SEWING THREAD 85%/MORE	101	4802	1234	8774
520419 OTH COTTON SEWING THREAD 85%>	122	14991	2828	12606
520420 COTTON THREAD FOR SEWING	42	338	177	573
520511 SIN.COT.YAR.U.COM.FIB.D-714.29	18102	321328	15569	100923
520512 S-COT.YARN UCF.D-232.56-714.29	117617	1703547	169159	1522290
520513 S-COT.YARN UCF.D-192.31-232.56	239903	2325438	226446	2354691
520514 S-C. YARN UCF D-125.00-193.31.	174045	721754	4227	229391
520515 S/C YARN UCF.D< 125.00-193.31.		7720		
520521 S/C YARN COM.FIB D-714.29/MORE		5489		
520522 S/C YARN LF.DX.232.56-714.29	5512	54666	17208	269829
520523 S/C.YARN LF.DX.192.31-232.56		176530	137874	537976
520524 S/C YARN COM.FIB.125-192.31-DX	371615	3939462	572595	4331402
520526 S/C YARN LF. DX. 106.30-125.	15083	88286	16593	144339
520527 S/C YARN COM.FIB.106-36-125-DX	346246	1828636	225326	2429830
520528 S/C YARN COMBED FIB.< 83.33-DX	232658	2236116	234767	1939367
520531 MUL/CAB.C/Y.ULF.>714.29DECITEX		75		11114
520532 MUL/CAB C/Y ULF.232.56-714.29D		10937		10718
520533 MUL/CAB.C/Y ULF.192.31-232.56D		1475		
520542 MUL/CAB.C/Y CF.232.56-714.29DX	2404	41071	4329	64916
520543 MUL/CAB.C/Y CF.129.31-232.56DX		11539	2060	6762
520544 MUL/CAB.C/Y C.FIB-125-192.31DX		4890		61505
520547 MUL/CAB C.Y CF.83.33-106-38 DX		4066		

Contd.

## 10.11 Imports by Economic Categories (Detail)

(In Thousand Rupees)

I t e m s		March, 2019	From July, 2018	March, 2018	From July, 2017
520548	MUL/CAB.C/Y COM.FIB.< 83.33.DX		34638	4912	25209
520611	S/C YARN UN COM. FIB>714.29 DX		31279	7751	71065
520612	S/C YARN UN.COM. FIB.<71429.DX		143808		18647
520613	S/C.YARN UN.COM.FIB.<832.56DX.		94387		
520614	S/C YARN UN.COM.FIB.<192.31DX		186		
520621	S/C YARN COMBED FIBRE 714-29DX		30026		
520622	S/C YARN COMBED FIB.<714.29DX		42055		66
520623	S/C YARN COMBED FIB.<232.56DX		15238		
520624	S/C YARN COMBED FIB< 192.31DX		270		
520625	S/C YARN COMBED FIB<125 DX		197		
520631	MUL/CAB C/Y UNF >14.29 DX	3923	13392		
520641	MUL/CAB C/Y COM F/B>714.929DX			10226	10226
520644	MUL/CAB C/Y CF<192.31,125DX	4308	4497		
520645	MUL/CAB C/Y COM FIB<125DX				871
520710	C/Y CON>85 % WT OF COT PER-SAL		58	58	2922
521225	OTH W-FAB COT PRINTED>200G/SQM	474	1090	101	941
530129	OTH, FLAX,HACKLED NOT SPUN	32206	276461	5934	82971
530130	FLAX TOW AND WASTE INCLY-WASTE				28
530310	JUTE, CUTTING	501455	3919123	747280	4405117
530390	OTH, WASTE OF JUTE&TEXTILE FIB		179		
530500	SISAL&OTH TEX-FIBRES,GENUS,RAW	14811	151896	17616	132620
530610	SINGLE FLAX YARN	434	33630	947	55506
530620	MULTIPLE OR CABLED YARN	303	3826	483	667
530710	SINGLE,YARN OF JUTE OR OTH FIB	27601	217419	32185	188495
530720	MULTIPLE OR CABLED YARN(RAMIE)	723	4810	1736	39640
530810	COIR YARN	6195	67787	7477	51482
530820	TRUE HEMP YARN		227		333
531100	WOV FAB OF OTH VEG TEX FIB	82	498		1438
540110	SEWING THREAD SYTHA FILAMENT	46249	343157	32016	266540
540120	SEWING THRE VISCOSE RAYON DYED	123701	1297561	54566	906597
540211	HIGH TENANCITY YARN OF ARAMIDS		471	20687	21107
540219	OTH HIGH TENANCITY NYLON YARN	1641	21936	3027	12280
540220	HIGH TEN YARN OF POLYESTERS	24159	112634	4196	48136
540231	FILAMENTS YARN NYLON POLY 50	120509	1095107	80691	852496
540232	FILAMENTS YARN NYLON/OTH POLY	7780	98769	5293	151517
540233	FILAMENTS YARN OF POLYESTERS	2537265	18340380	1241514	14441807
540234	TEXTURED YARN OF POLYPROPYLENE	67816	535047	81904	406018
540239	OTH, SYNTHETIC FILAMENTS YARN	47199	385130	22302	352490
540244	ELASTOMERIC YARN(POLYURETHANE)	632366	4900887	415913	3476692
540245	ELASTOMERIC YARN OF NYLON	73958	787990	47818	463524
540246	ELASTOMERIC YAR,POLY-PARTIALLY	25396	92417	1407	50331
540247	ELASTOMERIC YARN OF POLYESTERS	979299	9535496	408860	6007741
540248	O-ELASTOMERIC OF SPANDEX/LYCRA		17239	6798	73737
540249	OTH,YARN,SINGLE,50 TURNS/MTR	10200	233549	8112	119504
540251	OTH S/Y TWIST>50/M NYLON,POLYA	3675	33889	5703	41363
540252	OTH S/Y TWS>50/M OF POLYESTER	12029	235488	71026	802547
540259	OTH S/Y TWS>50M OF OTH POLYEST		5688	520	959
540261	OTH Y-MULTIPLE/CAB NYLON/POLYM	737	15834		8479
540262	OTH Y-MULTI/CAB OF POLYESTER	80402	509021	58560	459137
540263	OTH Y-MULTI/CAB OF POLYPROPYL	455	455		
540269	OTH Y-MULTI/CAB NOT RETAIL SAL	1694	110697	11343	170538
540331	OTH Y/S UN-TWST VISCOSE RAYON	1709027	12900652	1121832	9902968
540332	OTH Y/S VIS RAY >120TURNS/MTRS	687674	4888661	365868	4382585
540333	OTH YARN,SINGLE CELLULOSE ACET	8831	43721	15539	55362
540339	OTH YARN CUPRAMMONIUM RAYON	270415	2112223	294503	1518455
540341	OTHER YARN OF VISCOSE RAYON	6683	79728		19344
540349	OTH ARTI FILAMENT YRN VIS RAYO	187	668		12
540411	ELASTOMERIC SYN-MONOFILAMENT	17085	60850	4418	28219
540412	OTH MONOFILAMENT OF POLYPROPYL		12621	3694	33345
540419	OTH SYN MONOFILAMENT OF 67-DEX	18722	195778	28570	176059
540490	OTH SYNTH YARN & SYNTH TEX MAT	3926	215771	13578	127019

Contd.



## 10.11 Imports by Economic Categories (Detail)

(In Thousand Rupees)

Items	March, 2019	From July, 2018	March, 2018	From July, 2017
540500 ARTIFICIAL MONOFILAMENT67D/MORE		289		
540834 OTH WOV FAB ART.FIL YARN PRINT		31237		59505
550110 SYN FIL TOW NYLON/00POLYAMIDES	30	133		722
550120 SYN FILAMENT TOW OF POLYESTERS		9120	5674	24824
550130 ACRYLIC OR MODACRYLIC	454186	2743986	231641	986629
550190 SYNTHETIC FILAMENT TOW,N.S.	8505	49450	6953	46026
550210 ART-FIL TOW OF CELLULOSE ACETAT	163827	4450288	820646	1396087
550290 ART FIL TOW OF VISCOSE RAYON		659		2204017
550311 SYN STAPL FIB OF NY OF ARAMIDS	104370	1155347	87621	1086299
550319 OTH SYN STSPL FIB NOT CARD/COM	14905	191680	3229	124811
550320 SYN FIB NOT CRD/COM<2.22DECX	1087471	6838704	622620	6219483
550330 SYN STA FIB ACRYLIC N-CRD/COMD	173312	2309271	130188	1804391
550340 SYN STAFIB POLYPROPYLENE N-C/C		4239	7119	18220
550390 SYN STAPLE FIB NOT CARDED/COMB	107	48206	13386	93038
550410 ART-STA FIB VIS RAYON N-CRD/CO	4417853	31585252	3227849	22626049
550490 OTH ART STAPLE FIB NOT CARDED	676817	6617436	483002	5210581
550510 WASTE SYNTHETIC FIBRES		16877	1590	28447
550520 WASTE ARTIFICIAL FIBRES	3768	3779		757
550610 SYN STA FIB CRD,COM SPIN NYLON		3564		4472
550620 SYN STA FIB CRD,COM SPN POLYES	20785	308694	21684	255731
550630 ACRYLIC FIBRES CARDED/COMBED	36052	186864	120060	577047
550690 SYNTHETI FIB CARDED/COMBED NS	29	51		33
550700 ARTIFI STAPLE FIB CARDED/COM		19		3091
550810 SEWING THREAD SYN STAPLE FIBRE	5283	51654	6203	36580
550820 SEWING THREAD ART STAPLE FIBRE		597	2070	5534
550911 S/Y STA FIB 86% WT NYLON	4788	40996		18227
550912 MULTI CAB YRN SYN FIB NYL 85%W	17273	21004	29076	108605
550921 S/Y SYN STA FIB 85% WT POLYSTR	335461	2282902	299261	2496104
550922 MULTI STA FIB 85% W POLYESTER	170645	2067894	216977	1646412
550931 SINGLE YARN85% OR MORE ACRYLIC		46180	18208	36082
550932 MUL/CAB YARN 85% ACRYLIC FIB	17284	101911	53340	222486
550941 SINGLE YARN 85% WT SYN STA FIB		25866		25527
550942 MUL/CAB YARN SYN STA FIB 85%WT	1285	57034	3526	58249
550951 O/YRN POLYES STA FIB MIX ARTIF	175364	1077956	197388	2264424
550953 OTH YRN OF POLYESTER MIX COTTN	16227	210861	14480	123834
550959 OTH YRN OF POLY STAPLE FIBRE	46903	584989	6712	323097
550961 O/YRN OF ACRYLIC S-FIB MX WOOL	934	1716		124
550962 OTH YARN ACRYLIC MIX COTTON		76		113
550969 YARN ACRYLIC FIB NOT FOR R-SAL	2981	127850		176399
550992 O/YRN SYN STA FIB MIX COT-NRS		16		
550999 OTH YARN SYN FIB NOT FOR R-SAL	9455	13196		16108
551011 S/YRN ART STA FIB>85% STAPLE-F	28026	178563	40414	627155
551012 MUL/CAB YARN ART STA FIB>85%W		636		159
551030 O/YRN ART STA FIB MIX COT-NRS		279	9986	20442
551090 O/YRN ATT STA FIB<85%ART ATA-F	125	16791	474	85821
551110 YARN 85%MORE OF SYN STAP FIBRE		16		
551120 YARN<85% BY WT SYN STAP FIBRE				11526
560290 OTH FELTS,NOT IMPREGNATE,COAT	22852	253181	27379	244925
560311 N-WOVNS, M-MADE FILA>25G/SQM	477501	2977466	291685	1989721
560312 N-WOV,M-MAD FIL>25G/SQM>70GSQM	195663	1212158	109053	1033748
560313 N-WOVNS,M-MAD FIL>70G/SQM>150G	136140	621858	53691	398461
560314 N-WOV,M-MAD FLAME WT>150G/SQM	11607	259463	8979	193696
560391 OTH NONWOVENS, WT>25 G/SQM		17070	13913	49368
560392 OTH N-WOV,WT>25G/SQM>70 G/SQM	12059	102496	3324	64434
560393 OTH,NON WOVEN>70G/SQM>150G/SQM	2341	105229	5412	56453
560394 OTH,N-WOVEN WEIGHING>150G/SQM	322390	3641203	251030	2333559
560410 RUBBER THREA AND CORD,TEX COVE	1522	21552	251	10103
560490 OTHER,TEXTILE COVERED MATERIAL	14221	93275	19347	106452
581099 OTH TEXTILE MATERIAL.	1424	7886	54	44550
581100 QUILTED TEXTILE PRODUCT PIECE.	25576	158830	15935	108805
590110 TEX FAB.GUM COATED/AMYLAC,SUBS	4861	21449		11103

Contd.

## 10.11 Imports by Economic Categories (Detail)

(In Thousand Rupees)

Items	March, 2019	From July, 2018	March, 2018	From July, 2017
590290 OTH,TYRE CORD FAB YARN VIS-RYN		3968		6966
590310 TEX.FAB.IMP,COV/LMTD PICAL.	243890	2768872	252746	2402992
590320 TEX.FAB.IMP,COATED,POLYURETHAN	166721	2044253	201454	2075118
590490 OTH FLOOR COVERINGS, LINOLEUM		13		
590500 TEXTILE WALL COVERINGS.		226		574
590610 ADHESIVE TAPE < 20 CM	2972	23960	2997	66349
590691 RUBBERISED TEX FAB,KNIT/CROCH				4297
590699 OTHER,RUBBERISED TEX FAB,N.S	17645	151325	15596	105774
590700 TEXTILE FABRICS O/W IMPG/COATD	22819	805614	23464	188620
630800 SETS OF WOVEN FABRICS AND YARN		356		
630900 WORN CLOTHING&OTH WORN ARTICLE	2143594	17137364	1437210	12726833
631010 USED&NEW RAGS,SCRAP,TWINE,ETC	9347	52602	317	6097
640590 CANVAS FOOTWEAR	47928	694507	53131	377110
640610 OTH PARTS OF FOOTWEAR N.S.	15951	343607	5446	82976
640620 SOLES OF RUBBER	36310	326899	17209	150900
640690 PARTS OF FOOTWEAR/OTH MATERIAL	2157	53239	5124	28825
650100 HAT-FORM/BODY,HOODS OF FELT	26	337	4	5
700800 MUL-WALLED INSULATE UNIT GLASS	2268	31686	16050	71145
700910 R-VIEW MIRRO VEH H-8703,4&8711	4634	73370	10567	98972
700991 UNFRAMED GLASS MIRRORS	46309	618285	61336	496049
701399 O-GLASSWARE INDOOR DECORATION	91722	1046706	111398	1451194
701890 GLASS EYES	2007	40892	13930	314028
701911 SILVER/ROVINGYARN C/STAND=50MM	203	2564	136	1937
701912 ROVINGS	19675	71868	15797	86181
702000 ARTICLES USED FOR IND PURPOSE	92165	751792	37019	369644
710110 NATURAL PEARLS				1292
710310 UN-WORKED/SIMPLY SAWN PRE-STON	1933	7318	509	8555
710399 OTH SEMI/PRE STONES WORKED N.S	10	112	34	197
710410 PIEZO-ELECTRIC QUARTZ		18		
710590 OTH DUST/POWDER NAT SYN PRE ST		59		823
710691 SILVER UNROUGHT 50kg & ABOVE	51	5270		50150
710692 SILVER SEMI-MANUF 50kg & ABOVE	5488	16978	4550	22097
711019 OTH PLATINUM OTH SEM MFG FORM		789		1030
711049 OTH MET-PLAT GRUD/ALOY S-MED F		35		8
711292 WASTE AND SCRAP OF PLATINUM	12	12		
730890 PILLARS ETC FOR STRUCTURS I/S	1259590	14104024	1788595	9149189
730900 RESERVATORS,TANKS,VATS SIMICONT	75969	1815486	70794	328224
731010 TANKS,CASKS,DRUMS,CANS,BOX>50	29129	212370	663	15640
731021 CAN,CLOSED BY SOLD/CIMP CAP<50	15056	83116	5029	65601
731029 OTH TANK,CASK,DRUM,BOX CAP<50	170168	1530330	202000	1106117
761090 ALUM STRUCTURE & PARTS N.E.S.	119897	650621	123176	862082
761100 ALUM RESERVOIRS,TANKS VATS ETC		28459		100
761210 COLLAPSIBLE TUBULAR CONTA ALUM		28551		2971
761290 ROUND CANS ALUMINIUM DIA>45MM	158998	1120257	217004	1617127
890800 VESSELS&F-STRU FOR BREAKING UP	415809	17933403	3534894	37710443
900110 OPTICAL FIB,OPTI FIB BUNDLES	81132	989696	73649	551605
900120 SHEET,PLATE OF POLARISING MATE		50		
900130 CONTACT LENSES.	2179	23467	4084	29198
900140 SPECTACLE LENSES OF GLASS.	11515	76792	6594	55854
900150 SPECTACLE LENSES OTH MATERIAL	4115	32805	1099	14768
900190 OTH LENSES, PRISMS, MIRRORS	14174	131104	1918	7852
900211 OBJECTIVE LENSE CAMRA/PROJECTOR	2182	21340	6185	22961
900219 OTHER OBJECTIVE LENSES.	2595	25852	3179	25136
900220 FILTERS FOR OBJECTIVE LENSES	385	1246	12	2427
900290 OTH,MOUNTED OPTICAL ELEMENTS	264	13273	475	25656
900311 FRAMS,MOUNTINGS OF PLASTICS	841	2781	45	43215
900319 FRAM,MOUNTING OF OTH MATERIAL	18731	267506	29956	206559
900390 PART FOR FRAMES&MOUNT SPECATLE		1195	88	1392
900410 SPECTACLES,GOGGLES SUNGLASSES	11973	151219	15705	403246
900590 PARTS/ACCESSORIE OF BINOCULARS		1346	220	731
900610 CAMERA FOR PREPARE PRINT PLATE		158		10

Contd.

## 10.11 Imports by Economic Categories (Detail)

(In Thousand Rupees)

Items	March, 2019	From July, 2018	March, 2018	From July, 2017
900630 CAMERA USED IN UNDERWATE SURVY		143	45	1984
900640 INSTANT PRINT CAMERAS	2823	4593	501	1560
900651 CAMERA(SLR) FOR FILM WDI>35MM		99		42
900659 OTH CAMERA PHOTOGRAPHIC		5722		1825
900661 DISCHARGE LAM FLASHLIGHT APPAR		715	36	827
900669 OTH PH-GRAPHIC FLASHLIGHT APPA	87	2186	279	2469
900691 PARTS,ACCE PHOTOGRAPHIC CAMERA	1380	16148	3061	13277
<b>B. CAPITAL GOODS TOTAL</b>	<b>65268168</b>	<b>563703074</b>	<b>60912708*</b>	<b>466326137</b>
250100 TABLE SALT OF ALL SORTS	10132	60819	8036	51585
250200 UNROASTED IRON PYRITES		5909		2582
250300 SULPHUR OF ALL KINDS	79577	689569	99726	744479
250410 NATURAL GRAPHITE OF ALL KINDS	5595	86637	6862	81019
250490 OTHER,NATURAL GRAPHITE	1235	1663		2875
250510 SILICA SANDS AND QUARTZ SANDS	574	17362	281	15692
250590 OTHER NATURAL SANDS		17590	1980	15279
250610 QUARTZ (O/T NATURAL SANDS)	890	8344	935	5270
250620 QUARTZITE ROUGHLY TRIMMED		290		520
250700 KAOLIN & OTH KAOLIN CLAYS	91386	937063	76149	630122
250810 BENTONITE	12922	118814	21456	197757
250830 FIRE-CLAY		1150		1554
250840 OTHER CLAYS	6327	82799	3236	75657
250860 MULLITE				20
250870 CHAMOTTE OR DINAS EARTHS				217
250900 CHALK	4459	20701	11604	66450
251110 NATURAL BARIUM SULPHATE	10853	235073	31101	181388
251200 SILICEOUS FOSSIL MEALS	294	18820	10052	23406
251310 PUMIC STONE W/NOT HEAT TREATED	7894	106935	23345	163139
251320 EMERY	2695	37070	1403	33595
251400 SLATE,WHET/NOT ROUGHLY TRIMED	1745	3867	1010	7717
251511 MARBLE/TRAVERTINE,CRUDE ROUGH	17541	1023609	405	12784
251512 MARBLE,TRAVERTINE,MERELY CUT		10143		5368
251611 GRANITE,CRUDE/ROUGHLY TRIMMED	19971	120255	7401	101727
251612 GRANITE,MERELY CUT,BY SAWING			1706	73323
251620 SANDSTONE,CRUDE/ROUGHLY TRIMED	1391	7819	1679	8001
251690 OTH MONUMENTAL BUILDING STONE		20		5
251710 PEBBLES,GRAVEL/CRUSH STONE ETC	767	1785	311	896
251741 GRANULES,CHIP & POWDER,MARBLE		6174	400	9345
251749 OTH GRANULE,CHIPPING & POWDER		3678	12337	20694
251810 DOLOMITE, NOT CALCINED		1055	871	1701
251820 DOLOMITE, CALCINED		12042		2709
251830 DOLOMITE RAMMING MAX	6164	25136	1724	11659
251910 NAT.MAG.CARBONATE (MAGNESITE)		2569	64	64
251990 MAGNESIUM OXIDE	11057	171751	12037	116439
252010 GYPSUM	1921	16783	6636	23157
252020 PLASTERS OF CALCINED GYPSUM	10470	45918	4721	30566
252100 LIMESTONE FLUX;LIMESTON CEMENT		456		
252210 QUICKLIME		1024		1657
252220 SLAKED LIME	7306	15328	610	10148
252230 HYDRAULIC LIME		680		
252310 CEMENT CLINKERS	42347	361263	18700	224178
252321 WHITE PORTLAND CEMENT	2820	17678	645	645
252329 OTHER PORTLAND CEMENT	49982	446296	43553	615972
252330 ALUMINOUS CEMENT(CEMENT FONDU)	3602	15762		9808
252390 OTHER HYDRAULIC CEMENTS	12017	241605	16000	322834
252410 ASBESTOS CROCIDIOLITE			1398	2733
252490 OTHER ASBESTOS	35776	233562	32915	256923
252520 MICA POWDER	4533	10272	350	4178

Contd.

## 10.11 Imports by Economic Categories (Detail)

(In Thousand Rupees)

Items	March, 2019	From July, 2018	March, 2018	From July, 2017
252610 TALC NOT CRUSHED NOT POWDERED	483494	4202267	184094	3676683
252620 NA-STEATITE/TALK, CRUSH/POWDER	6862	50287	2390	23508
252800 NATURAL BORATES & CONCENTRATES		35		413
252910 FELDSPAR	1158	13858		11930
252922 FLUORSPAR>97% CALCIUM FLORIDE	48	1135	52	23919
252930 LEUCITE;NEPHELINE,NEPH SYENITE		92		26
253010 VERMICULITE,PERLITE CHLORITES	2043	3458	77	3318
253020 KIESERIT,EPSOMITE(NAT MAG SULP		13043		
253090 NATURAL MANGANESE DIOXIDE	95437	495012	54379	483742
260111 IRON ORES,CONCEN,NON-AGGLOMERT		15912		1295
260112 IRON ORES CONCEN,AGGLOMERATED		3191		
260120 ROASTED IRON PYRITES				1487
260200 MAGANESE ORES & CONCENTRATES		1139		172190
260300 COPPER ORES AND CONCENTRATES	99	99		45
260600 ALUMINIUM ORES/CONCENTRATES				44
260700 LEAD ORES AND CONCENTRATES	284	11438	767	11156
261000 CHROMIUM ORES AND CONCENTRATES	5281	8788	5200	20633
261400 TITANIUM ORES & CONCENTRATES	8772	22062	5367	16365
261510 ZIRCONIUM ORES AND CONCENTRATE		280	1127	5316
261800 GRANULATED SLAG M/G IRON,STEEL	4052	25081	4565	81703
261900 SLAG,DROSS OTH WASTE,IRN/STL				21353
262011 HARD ZINC SPELT MAINLY OF ZINC		2590	1100	6686
262019 OTH,ASH&RESIDUE C/MAINLY ZINC		4036	29	2489
262029 OTH LEAD GASOLINE SLUDGES/ASH		6935		
262030 ASH&RESIDUES MAINLY OF COPPER				81
262040 ASH&RESIDUE MAINLY OF ALUMNIUM		2812	287	3006
262099 OTH ASH&RESIDUE CANTAIN METAL				28
262190 OTH SLAG &ASH,RESIDUES M-WAST	1183	8740		9059
270111 ANTHRACITE NOT AGGLOMERATED	1007	21279	54	2474832
270112 BITUMINOUS COAL,NOT AGGLOMERAT	19591642	129075092	13299953	81861876
270119 OTHER COAL,NOT AGGLOMERATED	2266257	30746950	3883709	18004194
270120 BRIQUETTES SIMILAR SOLID FUEL		587		
270210 LIGNITE NOT AGGLOMERATED		2817		561
270300 PEAT INCLPEAT LITTER		42382	2386	22528
270400 COKE OF COAL	456223	4031330	454853	3356790
270500 COAL GAS,WATER GAS,SIMILAR GAS				355
270600 COAL TAR				279
270710 BENZOLE (BENZENE)				14314
270720 TOLUOLE (TOLUENE)				3898
270730 XYLOLE (XYLENES)	333494	1805189	291725	1549105
270740 NAPHTHALENE	126	9270		
270750 OTH STOCK FOR CARBON BLACK	80949	478851	69420	405361
270791 CREOSOTE OILS		4503		7169
270799 CARBON BLACK OIL	284121	928999	119605	906793
271019 KEROSENE	2273717	20150225	3204242	21983259
271129 OTH GAS HYDROCARBON GAS STATE		1585	44	6814
271210 PETROLEUM JELLY	48513	506421	23121	333644
271220 PARAFIN/WAX,CONT WT<0.75%OIL	93616	407114	24413	324946
271390 CARBON BLACK OIL				580
271410 BITUMEN OIL SHALE & TAR SANDS				206
271500 BITUMEN MIXTURES,NATURAL	754	51663	339	24559
271600 ELECTRICAL ENERGY		3269461	997779	2175660
280110 CHLORINE		3		
280120 IODINE	11675	296306	359	188583
280130 FLOURINE, BROMINE	21	21		14
280200 SULPHUR, SUBLIMED/PRECIPATED	4	2380		1232
280300 CARBON BLACK (RUBBER GRADE)	279715	2123903	253933	1807993
280410 HYDROGEN.		1886	212	2591
280421 ARGON	12433	102624	16385	73223
280429 OTHER, RARE GASES.	8400	87666	9819	82472
280430 NITROGEN	337	36763	551	5643

Contd.

## 10.11 Imports by Economic Categories (Detail)

(In Thousand Rupees)

Items	March, 2019	From July, 2018	March, 2018	From July, 2017
280440 OXYGEN		2471		2392
280450 BORON, TELLURIUM			14	14
280461 SILICON CON & 99.99% BY WEIGHT		54		51
280469 OTHER SILICON	557	51734	1181	54083
280470 PHOSPHORUS		83682		71773
280480 ARSENIC		7484		3686
280490 SELENIUM	3518	88404	12842	75941
280511 SODIUM		1299		776
280512 CALCIUM		10624		10932
280519 OTHER ALKALI METALS	6002	39612	27	33754
280540 MERCURY		7555		2
280610 HYDROGEN CHLORIDE (HCL ACID)		11498		2873
280620 CHLOROSULPHURIC ACID		49		
280700 SULPHURIC ACID; OLEUM		791		10765
280800 NITRIC ACID	10576	154202	4262	95274
280910 DIPHOSPHORUS PENTAOXIDE		3953	241	7998
280920 PHOSPHORIC ACID	4866815	28646693	1727091	17995403
281000 OXIDE OF BORON	41310	196019	36675	218515
281111 HYDROGEN FLUORIDE		14378		3700
281112 HYDROGEN CYANIDE				937
281119 PHOSPHOR/HYPO PHOSPHORIC ACID	4700	112029	18584	102775
281121 CARBON DIOXIDE		512	21	644
281122 SILICON DIOXIDE (SILICA)	87413	811142	74066	711104
281129 SULPHUROUS ACID GAS	261	10319	2153	14311
281217 THIONYL CHLORIDE		12		4
281219 ARSENIC TRICHLORIDE		387		175
281290 OTH HALIDE/HALIDE OXIDES	2581	21149	23184	69948
281310 CARBON DISULPHIDE		3023		18
281390 OTH SUPHIDE OF NON-METALS		6587		5328
281410 ANHYDROUS AMMONIA	16911	97467		840
281420 AMMONIA IN AQUEOUS SOLUTION	925	36315	2921	22239
281511 SODIUM HYDROXIDE SOLID	2123	29411	9247	42904
281512 SODIUM HYDROXIDE AQUEOUS SOL	29	11570	1518	9800
281520 POTASSIUM HYDROXIDE (CAUSTIC)	48142	300928	29962	285729
281530 PEROXIDES OF SODIUM/POTASSIUM		2374		6862
281610 MAGNESIUM HYDROXIDE	2600	47553	4319	32804
281640 STRONTIUM,OXIDE,H-OXIDE,PEROXI		8826		3540
281700 ZINC OXIDE;ZINC PEROXIDE	22228	287877	67524	354786
281810 ARTIFICIAL CORUNDUM NOT DEFIN	36	29858	4057	30746
281820 ALUMINIUM OXIDE O/T ARTIFICIAL	30374	299080	23233	192373
281830 ALUMINIUM HYDROXIDE	47126	524095	67449	438122
281910 CHROMIUM TRIOXIDE	31988	236830	39672	145543
281990 CHROMIUM OXIDE	2640	18050		16013
282010 MANGANESE DIOXIDE,ELECTROLYTE	214	27075	8237	41332
282090 OTHER, MANGANESE OXIDES		51528	2047	10234
282110 IRON OXIDES	78114	679657	87104	708358
282200 COBALT OXIDE & HYDROXIDE	15551	125929	22776	113628
282300 TITANIUM DIOXIDE	20630	301235	35243	279705
282410 LEAD MONOXIDE(LITHARGE,MASICOT	6746	49653	6339	30826
282490 OTHER, LEAD OXIDES	8253	27794	6681	8461
282510 HYDRAZINE,YDROXYLAMINE SALT	3575	38954	8027	86527
282520 LITHIUM OXIDE AND HYDROXIDE	5998	27918	5557	20264
282530 VANADIUM OXIDES AND HYDROXIDES		46		8128
282540 NICKEL OXIDES AND HYDROXIDES	638	638		2081
282550 COPPER OXIDES AND HYDROXIDES	5	2500		17
282560 GERMANIUM OXID/ZIRCONIUMDIOXID		1303		1086
282570 MOLYBDENIUM OXIDES/DIOXIDES				171
282580 ANTIMONY OXIDES	22987	78173		80851
282590 OTH INORGANIC BASE/METAL OXIDE	527	12633	1801	15342
282612 FLOURIDES OF ALUMINIUM		7		
282619 OTHER, FLOURIDES	13113	53339	2713	27877

Contd.

## 10.11 Imports by Economic Categories (Detail)

(In Thousand Rupees)

Items	March, 2019	From July, 2018	March, 2018	From July, 2017
282630 SODIUM HEXAFLOROALUMINATE		305	23	17970
282690 OTHER, COMPLEX FLUORINE SALTS	2056	21641		2652
282710 AMMONIUM CHLORIDE	14339	82663	5441	81623
282720 CALCIUM CHLORIDE	17559	129924	5225	61224
282731 CHLORIDES OF MAGNESIUM	5342	21202	2009	27365
282732 CHLORIDES OF ALUMINIUM	30980	113449	18389	77994
282735 CHLORIDES OF NICKEL	1378	21852	4494	25357
282739 OTH CHLORIDE OXIDES, BROMIDES	13370	281923	18426	146348
282741 CHLORIDE OXIDE/HYDROXIDE COPPER		129		149
282749 OTH CHLORIDE OXIDE/HYDROXIDES	739	3378	370	1095
282751 SODIUM POTASSIUM BROMIDES	5	90371	16	5158
282759 OTH BROMIDE/BROMIDE OXIDE	366	77388	54087	105770
282760 IODIDES AND IODIDE OXIDES	1716	25604	43	21249
282810 COMERCIAL CALCIUM HYPOCHLORITE		209		57
282890 OTH HYPOCHLORITES/HYPOBROMITES	8170	45180	3682	54457
282911 CHLORATES OF SODIUM	3035	3559	6236	13493
282919 POTASSIUM CHLORATES	39036	445230	25394	311473
282990 OTH BROMATES/PERBROMATE/IODATE	38	43468	50	34044
283010 DITHIONITES OF SODIUM	91353	1080417	212072	945410
283090 OTH SULPHIDES NOT CHEM-DEFINED		544	121	2526
283110 DITHIONITES OF SODIUM	110241	1194377	110926	868865
283190 FORMALDEHYDE SULPHOXYLATES	129027	785056	73555	694480
283210 OTH SODIUM HYDROGEN SULPHITE	33771	296716	42524	322660
283220 AMMONIUM SULPHITE	9	11625	982	12546
283230 THIOSULPHATES	839	4844	1464	12030
283311 DISODIUM SULPHATE	178892	1417637	182058	1302911
283319 OTHER SODIUM SULPHATES	4354	12275	3952	33176
283321 MAGNESIUM SULPHATE (EPSOM SLATE)	5808	43017	1457	22094
283322 SULPHATES OF ALUMINIUM	4924	92582	10451	84909
283324 SULPHATES OF NICKLE	4880	58369	11199	90150
283325 SULPHATES OF COPPER	635	136452	264	77950
283327 SULPHATES OF BARIUM	7431	63724	9666	73695
283329 SULPHATES OF FERROUS	215196	1528218	131932	1133045
283330 ALUMS	855	1708	397	3146
283340 PEROXOSULPHATES (PERSULPHATES)	3574	43052	3888	32811
283410 SODIUM NITRATE	19035	87644	7451	71759
283421 NITRATES OF POTASSIUM	4143	69697	10	69279
283429 OTHER NITRITES	6	86406	11531	73572
283510 PHOSPHINATES & PHOSPHONATES	681	10821	291	3038
283522 PHOSPHATES OF MONO SODIUM	17440	237452	37712	227068
283524 PHOSPHATES OF POTASSIUM	14918	68660	14140	82682
283525 CALCIUM HYDROGEN-ORTHOPHOSPHATE	110224	716153	52521	754579
283526 OTH CALCIUM PHOSPHATE (PURE)	183501	713948	38018	509590
283529 PHOSPHATES OF ALUMINIUM	2869	40882	7158	41318
283531 SODIUM TRIPHOSPHATE	109222	934681	70064	609031
283539 OTHER, POLYPHOSPHATES	74167	473342	53142	350603
283620 DISODIUM CARBONATE NATURAL	74557	819710	108515	754018
283630 SODIUM HYDROGEN CARBONATE	23959	150702	10851	173240
283640 POTASSIUM CARBONATE	16520	87414	27751	129728
283650 CALCIUM CARBONATE	21263	265662	31797	193585
283660 BARIUM CARBONATE	3874	236195	3464	158042
283691 LITHIUM CARBONATE		8975		12914
283692 STRONTIUM CARBONATE				145
283699 MAGNESIUM CARBONATE	152785	767400	84718	778572
283711 CYANIDES OF SODIUM	19277	102278	3999	50568
283719 OTH CYANIDE/OXIDES	36	8430	129	6218
283720 COMPLEX CYANIDES	78	2966	1109	1938
283911 SODIUM METASILICATES	10385	152066	6254	56189
283919 SODIUM SILICATE	6275	34549	2151	23083
283990 OTHER, METAL SILICATE	7023	109337	17316	59564
284011 SODIUM TETRABORATE ANHYDROUS		11		55

Contd.

## 10.11 Imports by Economic Categories (Detail)

(In Thousand Rupees)

Items	March, 2019	From July, 2018	March, 2018	From July, 2017
284019 OTH DISODIUM TETRABORAT(REFINE	28308	207030	59276	210215
284020 OTHER, BORATES	12449	28274	15527	37950
284030 PEROXOBORATES (PERBORATES)		2320	2482	4153
284130 SODIUM DICHROMATE	5079	228192	8040	239874
284150 SODIUM CHROMATE	621	9408	211	15382
284161 POTASSIUM PERMAGANATE	18243	63845		33234
284169 OTH MAGANITE MAGANATE/PERMAGAN		6199		
284170 MOLYBDATES		38984	561	8263
284180 TUNGSTATES (WOLFRAMATES)		5		6
284190 SODIUM STANNATE	6	6163	3432	18990
284210 DOUBLE OR COMPLEX SILICATES.	13594	193939	41224	217291
284290 FULMINATES,CYANATES&THIOCYANAT	12441	63933	601	29810
284321 SILVER NITRATE.		2482	1126	2931
284329 OTHER,SILVER COMPOUNDS	5451	24993	18	42540
284330 GOLD COMPOUNDS.	15	66		198
284390 OTHER COMPOUNDS,AMALGAMS	27	6104		6291
284410 NATURAL URANIUM,ITS COMP ALLOY	234	234		
284440 RADIOACTIVE EL/ISOTOP COMP ALY	30628	213744	37533	159626
284590 OTH ISOTOPES & THEIR COMPOUNDS		4660		3802
284610 CERIUM COMPOUNDS.	13	10932	2001	6512
284690 OTH RARE EARTH METAL COMPOUNDS		14810	3981	11929
284700 HYDROGEN PEROXIDE SO-WITH UREA	39119	394486	23332	193753
284910 CALCIUM CARBIDES	111603	737780	33543	317357
284920 SILICON CARBIDE	6083	32472	4171	25399
284990 OTHER CARBIDE		1754	6	38844
285000 HYDRIDE,NITRIDE,AZIDE,BRMD ETC		470077	3272	6185
285210 INORG/ORGA COMP CHEM DEFINED		276	473	25786
285290 OTH INORG/ORGA COMP-MERCURY		822	115	347
285310 CYANOGEN CHLORIDE (CHLORCYAN)		60		24
285390 OTH INORGANIC COPM AMALGAMS	107	18213	517	11833
290899 OTH SULPHONATED DER OF PHENOLS	20546	113246	9375	82276
290911 DIETHYL ETHER		137		4968
290919 METHYL TERTIARY BUTYLE ETHER	372	4381	783	12809
290920 CYCLANIC,CYC ETHER HALOGEN DER		419	85	11414
290930 AROMATIC ETHER HALOGEN SULPH'T	13122	176124	20359	126755
290941 2,2-OXYDIETHANOL(DIETHYL GLYCL	132088	1187663	209477	1205178
290943 MONOBUTYL ETHER,ETHYLEN GLYCOL	7386	233534	9433	129649
290944 OTH INGREDIENTS FOR PESTICIDES	8452	343610	15447	251948
290949 NITROSATED BASE PESTICIDES	31769	421354	69567	419574
290950 ETHER-PHENOLS,ETHERALCH PHENOL	28	38657	1867	31693
290960 ALCH PEROXID,ETH PEROXID,KETON	39948	332263	41097	255039
291010 OXIRANE (ETHYLENE OXIDE)		18945	1217	15510
291020 METHYLOXIRANE(PROPYLENE OXIDE)		1		
291030 1-CHLORO-2,3-EPOXYPROPANE	7438	78208	4225	68430
291090 OTH,EPOXIDE,EPOXYALCH,EPOXYPHL		10856	1021	13627
291100 ACETAL HEM/ACETAL,OXYFUNC HEL	331	2764	76	2892
291211 METHANE WITHOUT OTH OXYGN FUNC	346	739		63
291212 ETHANE WITHOUT OTH OXYGEN FUNC		300		797
291219 OTH,ACYCLIC ALDEHYD W/O OTHOXY	33886	193471	17127	99515
291221 BENZALDEHYDE W/O OTH OXY FUNC		263		193
291229 OTH CYCLIC ALDEHYD W/O OXY FUN	570	26632	3488	48151
291241 VANILLIN(4-HYDROXY-3-METHOXYBZ	19951	188880	10905	133368
291242 ETHYLVANILIN(3-ETHOXY-4HYDROXY	11710	45150		17586
291249 OTH ALDEHYDE-ETHER/PHENOL/OXYG	2161	14185	92	1126
291260 PARAFORMALDEHYDE	10328	61882	5907	61728
291300 HALOGEN,SULPHONAT,NITRAT DERV		80	199	523
291411 ACETONE		85216	8857	116561
291412 BUTANONE(METHYL ETHYL KETONE)	8183	377210	29944	337242
291413 4-METHYLPENTAN-2-ONE	5114	19683	5444	16392
291419 OTH,ACYCLIC KETONE W-OUT OXY-F	852	13368	129	5082
291422 CYCLOHEXANONE,METHYLCYCLOHEXON	12908	284909	7990	204912

Contd.

## 10.11 Imports by Economic Categories (Detail)

(In Thousand Rupees)

Items	March, 2019	From July, 2018	March, 2018	From July, 2017
291423 IONONES AND METHYLIONONES		29789		9016
291429 ISOPHORONE	4650	52100	293	22771
291439 OTH,AROMATIC KETONE W/O OXYGEN	1057	32898	747	7533
291440 KETONE-ALCOHOL KETONE-ALDEHYDE	12646	77253	6236	65798
291450 KETONE-PHENOL/KETONE W/O OXYGN	692	22073	5149	26405
291462 COENZYME Q10 UBIDECARENONE		19393	733	4213
291469 OTHER QUINONES	3799	131353	7599	47595
291479 OTH HALGNAT,SULPH,NITRAT DERIV	192	5910	888	3504
291899 OTH INGREDIENTS FOR PESTICIDES	21671	796603	47740	571959
291910 TRIS(2,3-DIBROMOPROPYL)PHOSPHA		122		927
291990 OTH INGREDIENTS FOR PESTICIDES	3944	64625	1731	69344
292019 OTH THIOPHOSPHORICESTERS, DERI		85	9	170
292029 OTH PHOSPHITE ESTERS		3470		
292030 ENDOSULFAN (ISO)	6	21		
292090 SULPHONIC ESTERS/DERIVATIVES	79095	907809	154367	512698
292111 METHYLAMINE,DI/TRI & ITS SALT	7936	62995	3962	77494
292112 DIMETHYLAMINO ETHYLCHLORD HCL				1099
292113 DIETHYLAMINO)ETHYLCHLORID HCL		51		
292114 DISOPROPYLAMINO ETHYLCHLORID			23	28
292119 PARAXYLIDINE SULFAMIC ACID	1709	43979	5272	68073
292121 ETHYLENEDIAMINE AND ITS SALTS	12175	157339	25223	111480
292122 HEXAMETHYLENEDIAMINE/ITS SALTS		11614	1957	7541
292129 ACETO ACETIC ORTHO ANISIDINE	13160	72305	37603	93558
292130 CY-CLANIC,LENIC LOTERPENI/SALT	14680	127661	12129	86145
292141 ANILINE	4062	331225	5	191991
292142 ANILINE DERIVATIVES/ITS SALT	611537	4375691	364962	2137145
292143 OTH TOLUIDINE/DERIVATIV/SALT	1106	121694	28631	54481
292144 DIPHENYLAMINE/ITS DERIV/SALT	141	345		2525
292145 SODIUM NAPHTHIONATE	2225	52842	5009	41529
292149 OTH,AROMATIC MONOAMIN DER/SALT	80913	564565	180852	494432
292151 DIAMINOTOLUENE BASE PESTICIDES	266256	3340160	262969	1485632
292159 OTH AROMATIC POLYAMIN DER/SALT	9645	190229	13758	90615
292211 MONOETHANOLAMINE AND ITS SALTS	2686	38524	6551	47140
292212 DIETHANOLAMINE AND ITS SALTS	10039	95592	2411	33385
292214 DEXTROPROPOXYPHENE&ITS SALTS		5754		
292215 TRIETHANOLAMINE	15669	96070	27546	120239
292217 METHYL & ETHYL DIETHANOLAMINE	31584	78676		40452
292219 N,N-DIMETHYL-2-AMINOETHANOL/SA	57674	1216243	50264	1229911
292221 AMINOHYDROXYNEPHLENE ACID/SALT	15229	334069	45738	250554
292229 OTH AMINO NAPHTHOL/PHENOL ETHER	247614	2110757	190639	1167924
292239 OTH AMINO ALDEHYDES	1497	214115	47356	175931
292241 LYSINE/ITS ESTER SALT THEREOF	417804	1895276	137897	1566187
292242 MONOSODIUM GLUTAMATE	210	4709	20337	2101873
292243 ANTHRANILIC ACID AND ITS SALTS		1064		360
292249 OTHER ALANINE	351332	3422427	328914	2951676
292250 AMINO-ALCOH-PHENOLS,AMINO ACID	160119	1007203	102281	1082582
292310 CHOLINE AND ITS SALTS	8327	31824	12597	59428
292320 LECITHIN/OTH PHOSPHOAMINOLIPID	23965	268849	29244	191374
292330 TETRAETHYLAMO PERFLOROCT SULPH		21		
292390 BETAIN	58443	544686	20290	530482
292419 ACETAMIDE	74635	991667	96899	800151
292421 UREINES/DERIV/SALT THEREOF		19832	864	15081
292429 PARACETAMOLE	267296	1951100	298813	1955606
292511 SACCHARIN AND ITS SALTS	39233	308347	28792	263378
292519 OTH IMIDE/DERIV/SALT THROF	19046	31850		27909
292529 DIPHENYL-GUANIDINE	106224	768669	45414	679227
292610 ACRYLONITRILE	3858	51971	6708	39050
292620 1-CYANO GUANIDINE(DICYANDIAMIDE	27390	128129	5325	52749
292690 ALPHACYANO,3-PHANOXYBENZYL ETC	870359	9379117	875510	7794671
292700 BENZENE-DIAZONIUM CHLORIDE	28317	337341	34753	287219
292800 PHENYL-HYDRAZINE	17462	106375	10497	114949

Contd.



## 10.11 Imports by Economic Categories (Detail)

(In Thousand Rupees)

Items	March, 2019	From July, 2018	March, 2018	From July, 2017
292910 ISOCYANATES W-NITROGEN FUNCTIO	827855	8371430	1522314	8963870
350790 OTH ENZYMES/PREP ENZYMES	225850	2102104	317763	2542227
360200 PREP EXPLOSIVE O/T POWDER	33724	73542		163732
381590 OTHER CATALYTIC PREPARATIONS	55085	638390	98144	765334
401039 OTH TIMING BELT FOR VEH CH-87	40506	287631	26344	226458
401110 NEW PNEUM TYRES FOR MOTOR CARS	188082	1740112	224220	3405321
401120 NEW PNEUM TYRES LIGHT TRUKS	566280	9019121	1853226	19452349
401130 NEW PNEUM TYRES RUB AIRCRAFTS	56082	315235	24532	213390
401140 NEW PNEUM TYRE RUBB MOTORCYCLE	1827	23162	436	54787
401150 NEW PNEUM TYRE RUBB BICYCLES	2965	26012	3534	22932
401170 TYRE AGRICULTURE VEH/MACHINE	156586	1408778	173420	2005440
401180 TYRE INDUSTRIAL/CONST VEH/MACH	123544	1625293	103398	285019
401190 OTH TYRE NEW PNEUMATIC RUBBER	29274	398473	129536	1220295
401211 RETREATED TYRES FOR MOTORCARS		27		16
401212 RETREATED TYRE FOR BUSES/LORRY				54
401213 RETREATED TYRE FOR AIRCRAFTS	44	25380		
401219 OTHER RETREATED TYRE OF RUBBER	879	879	3	331
401220 USED PNEUMATIC TYRES OF RUBBER	159	159		
401290 OT FLPS FOR TYRES/TUBE H-8701	3068	37751	2412	166549
401310 INNER TUBES OF BUS/LORRY/TRUCK	4877	377713	19367	369196
401320 INNER TUBES FOR BICYCLES	20	9768	797	17096
420340 OTHER CLOTHING ACCESSORIES	406	5212	880	99208
440290 OTH WOOD CHARCOAL NOT AGGLOMER		8314	37	8916
440500 WOOD WOOL;WOOD FLOUR.		12552	1254	9239
440611 RAIL SLEEPER CON. WOOD,N-IMP				150
440692 OTH N-CONF RAIL SLEEP WOOD			33838	33943
440711 WOOD SAWN/CHIPPED OF PINE	788891	3834322	75470	503408
440712 WOOD SAWN/CHIPED OF FIR&SPRUCE	41062	336149	32135	195378
440719 WOOD SAWN/CHIPED OTH CONIFER	42698	500208	90956	558775
440725 TROPICAL WOOD DARK RED MERANTI	11182	134627	19031	230708
440726 TROPICAL WOOD WHITE LAUAN ECC	22622	234074	12330	201010
440727 SAPELLI	31756	292278	2523	37069
440728 LROKO				1065
440729 OTH TROPICAL WOOD NON-CONF SAW	422977	3278347	450852	3595076
440791 OAK WOOD,SWAN/CHIPPED LEN WISE	6711	32390	2429	19470
440792 BEECH WOOD SWAN/CHIPPED L/WISE	20094	82068	17540	78146
440793 OTH TROPICAL WOOD OF MAPLE		971		
440795 OTH TROPICAL WOOD OF ASH	101406	690781	54703	627197
440797 OTH WOOD SAW/CH POPLAR & ASPEN		3181		
440890 WOOD STATE	23651	241317	12736	101787
440910 WOOD CONIFEROUS SPECIES SHAPED		958		96
440921 WOOD NON-CONIFEROUS OF BAMBOO	624	1270		
440922 NON CONIFEROUS TROPICAL WOOD				590
441700 BOOT & SHOE LASTS OF WOOD	1501	37121	15	22037
441810 WINDOWS FRENCH WINDOWS & FRAME		20167	544	984
441820 DOORS FRAMES AND THERSHOLDS	16430	216771	17486	235228
441840 SHUTTERING FOR CONCRETE C/WORK	3760	7816		86701
441860 POSTS AND BEAMS OF WOOD		12512		4107
441879 OTH ASSEMBLED FLOORING PANELS	322	17412	3871	34782
551694 W-FAB ART FIB<85%WT O/FIB PTIN	65127	557973	154106	1303171
560121 OTH ARTICLES OF COTTON WADDING	961	7588	1119	15347
560122 OTH WADDING OF MAN-MADE FIBRES	600	83338	272	15170
560129 OTHER, WADDING ARTICLES	5056	54129	1346	15483
560600 GIMPED YARN,AND STRIP AND LIVE	31812	616592	24276	405956
560721 BINDER/BALER TWINE OF SISAL		1666		1640
560729 OTH,TWINE,CORDAGE,ROPE&CABLE	547	16079	2580	15079
560741 BINDER/BALER TWINE OF POLYTHNE	41085	73750	11572	42690
560749 OTH TWINE,CORDAGE,ROP,CAB POLY	24557	225944	13829	178562
560750 TWINE,CORDAGE,ROPE,OTH SYN FIB	8715	96828	4635	63468
560790 OTH,TWINE,CORDAGE,ROPE & CABLE	8089	47498	6012	81147
560811 FISHING NETS MAN-MADE TEX MAT	27775	358104	24644	295079

Contd.

## 10.11 Imports by Economic Categories (Detail)

(In Thousand Rupees)

Items	March, 2019	From July, 2018	March, 2018	From July, 2017
560819 OTH, MADE UP NETS OF TEX MAT	31963	292692	18560	218745
560890 OTH,NOTTED NETS/NETTING ROPE	282	18575	2287	38169
591000 TRANSMISON CONYOR BELT TEX MAT	20135	130770	17777	133743
591110 TEX FAB,FELT & FELT-LINED FAB.	25000	221208	38709	175424
591120 BOLTING CLOTH,WHET/NOT MADE UP	11123	97703	10855	55800
591131 TEX FAB & FELTS,< 650G/SQM .	2340	46919	2956	93625
591132 TEX FAB & FELTS,>O650G/SQM .	40000	460189	28076	260147
591140 STRAINING CLOTH USEDOIL PRESS		2338	931	2639
670490 WIGS,BEARD,EYE-BROW OF OTH MAT	2508	53962	2642	8122
680100 ARTICLE OF STONE PLAS CEMET		18		17
680210 TILES CUBES AND SIMILAR ARTICL	47	164		980
680221 MARBLE,TRAVETINE & AIABASTER	3531	64821	13175	132314
680223 GRANITE	51434	518331	89329	554201
680229 OTHER BUILDING STONE CUT/SAWN		4424	380	1564
680291 OTH MARBL TRAVERTIN&ALABASTER	18379	181782	16689	156151
680292 OTHER CALCAREOUS STONE		836	203	8420
680293 OTHER GRANITE	1606	63496	18010	222754
680299 OTHER STONE		11841	949	43687
680690 OTH ARTICLE OF HEAT INSULATING	14323	440482	8388	248363
680710 ARTICLE OF ASPHALT IN ROLL	7910	65467	3361	69309
680790 OTH ARTICLE OF ASPHALT MATERL		3466	648	4746
681099 OTH ARTICLE OF CEMENT	2783	48817	768	131253
681140 ARTICLES CONTAINING ASBESTOS		37801		25724
681181 CORRUGATED SHT NOT CON ASBESTO	6332	85422	12612	50284
681182 O-SHT,PANEL,TILES,NOT CON ASBE	8455	119169	18064	137122
681599 ONYX (MARBLES)	2039	87608	15430	87064
690100 BRICK , TILE OF SILI FOSSIL	222	975	10	593
690210 REF BRICK,TILE>50%MG,CA<=1600C	155645	1755311	225729	965341
690220 CERAMIC>50%SILICA,ALUM<=1600C	104289	822303	24374	325687
690390 REFRACTRY PROD,INCL OVAN,KILN	5142	197562	32491	179876
690410 CERAMIC BUILDING BRICKS		58		2382
690490 OTH C/FLOORING BLOCKS F/TILE		42582	13902	48081
690510 ROOFING TILES	280	490	30	11425
690590 OTH CHIMNEY-POTS,COWLS,ETC.	108	669	79	29818
690600 CERAMIC PIPES CONDUITS&FITING	1556	2750		59
690721 TILES POLISHED WAT AB 0.5%	444574	5904237	592605	6715190
690722 TILE POLISHED WAT AB >0.5%<10%	171323	2998403	542914	4857273
690730 MOSAIC CUBES AND SIMLAR ARTICL	116	13096	2347	15735
691490 OTH CERAMIC ARTICLES O/TH PORN	880	5342	1165	6883
700100 CULLET AND OTH WAST&SCRAP,GLAS		5199		8028
700210 BALLS IN GLASS UNWORKED	9526	91939	2903	106448
700220 RODS IN GLASS UNWORKED			169	938
700231 TUBE,FUSED QUARTZ/SILICA,UNWOR		481		2948
700232 TUBE OF OTH GLASS UNWORKED	297	1373		3780
700239 NEUTRAL GLASS TUBING MFG AMPOU	40562	436612	55723	490780
700312 NON-WIRED SHEETS COLOURED,FLAS	23843	163200	13245	126370
700319 OTH NON WIRED SHEETS OF GLASS	7088	45004	9007	142403
700320 WIRED SHEETS GLASS	1760	5347		6984
700330 PROFILES OF GLASS				198
700420 GLASS COLOURED OPACIFIED FLASH		851		387
700490 OTHER GLASS	39435	218442	33194	133582
700510 NON-WIRED GLASS HAVE ABSORBENT	25001	376297	71755	325620
700521 NON-WIRED GLASS COLOURED,OP/FE	36238	243439	24253	165650
700529 OTHER, NON-WIRED GLASS	9410	229686	35393	189809
700600 GLASS PLATE WORKED NOT FRAMED	59199	394364	17878	267658
700711 REAR/WIN GLAS VEH H- 87043190	49308	371556	30880	466574
700719 OTH THOUGHENED SAFTY GLASS	51345	273555	47610	331194
700721 LAMINA SAFETY GLAS H-87043190	13229	93713	8310	171675
700729 OTHER, LIMINATED SAFETY GLASS	19517	116113	3988	135131
701090 OTH CARBOYS BOTT,FLASK,JAR,POT	183201	1299149	126838	1187422
701110 FOR ELECTRIC LIGHTING	1998	35301	2548	32220

Contd.

## 10.11 Imports by Economic Categories (Detail)

(In Thousand Rupees)

Items	March, 2019	From July, 2018	March, 2018	From July, 2017
701120 FOR CATHODE-RAY TUBES				385
701400 GLASS HEAD LAMPS VEH H- 87.11	99	9934	1115	14775
701510 GLASS FOR CORRECTIVE SPECTACLE		217		455
701610 GLASS CUBES/OTH SMALLWARE	4627	68394	7648	59434
701919 OTH YARN OF GLASS FIBRE/THREAD	6629	79914	12563	49460
701931 GLASS MATS	49701	436614	23861	367898
701932 THIN SHEETS (VOILES)	90787	431792	58474	454292
701959 OTH WOVEN FABRICS	6976	79149	16182	70190
710490 OTH SYN/RECONSTI SEM/PRE STONE	2	193		9108
711890 OTHER COIN		289	46	7969
720110 NON-ALLOY PIG IRON<0.5% PHOSP	13497	648122	124774	1137072
720150 ALLOY PIG IRON; SPIEGELEISEN	705	1820		
720211 FERRO-MANGANESE CONT 2% CARBON	54486	581241	117024	967474
720219 OTH FERRO-MANGANESE	5301	22330		4189
720221 FERRO-SILICON CONT >55% SILICON	35195	397473	37611	288473
720229 OTH FERRO-SILICON	24880	264883	21422	186291
720230 FERRO-SILICO-MANGANESE	303055	3742195	603506	3936307
720241 FERRO-CHROMIUM CONT >4% CARBON	578	29216	7495	29425
720249 OTH FERRO-CHROMIUM	1384	9362	3624	8580
720270 FERRO-MOLYBDENUM	54	3510	5705	18923
720280 FERRO-TUNGSTEN&FERRO-SIL-TUNGS	343	4044	113	2569
720291 FERRO-TITANIUM/FERO-SILI TITAN	57	325	34	400
720292 FERRO-VANADIUM	2545	3582	113	2249
720293 FERRO-NIOBIUM	112	2039	284	2097
720299 OTHER FERRO-ALLOYS		6624		8246
720310 FERROUS PROD BY DIR RUD IRONORE	4138	24138	16070	32338
720390 OTH FERROUS PRODUCTS		19222		109
720410 WASTE/SCRAP C.IRON RE-ROLLABLE	27713	241567	14505	235391
720421 WASTE/SCRAP OF STAINLESS STEEL	21918	158149	32819	172050
720429 WASTE/SCRAP OF OTH ALLOY STEEL		480		1423
720430 WASTE/SCRAP TINNED IRON/STL	174353	2557460	179611	2970702
720441 TURNING,SHAVING,MILLING WASTE	5787135	53845852	6206763	49078243
720449 OTH RE-ROLLABLE WASTE /SCRAP	9223593	89475968	8079690	72838772
720450 REMELTING SCRAP INGOTS				6707
720510 GRANULES OF PIG IRON		61342	6125	66551
720521 POWDERS OF ALLOY STEEL	1612	5284		2104
720529 OTH POWDER PIG IRON&SP IRON/ST	8462	49773	1609	43691
720690 OTH PRIM FORM (EXCL H-72.03)	10	466	77	639
720711 BILLETS RECT/SQUAR IRON/NA.STL	51883	53175	5060	138743
720712 OTH BILLETS RECT EXCL SQUA I/S		940		8499
720719 CROS SEC>165X165MM IR/NA-STEEL	1682	19473		90
721790 OTH WIRE OF IRON/NON-ALOY-STEEL	32016	230715	26359	302554
721810 INGOTS & OTH PRI FORM ST/STEEL		140		227
722300 WIRE OF STAINLESS STEEL	21827	261452	23788	251267
732599 OTH CAST ARTI OF I/S NES	55114	761349	41198	673301
732611 GRIND BALL&SIMI ARTI FOR MILLS	926	21031	28	43137
732690 OTHER X-FILM HANGERS	830384	12090513	598558	5451690
740200 UN-REFINED CODDER, COPP ANODES	2823	8583	1020	2044
740311 REFINED COPPER,CATHODES&SECTIN	936378	9115901	986509	7987141
740312 REFINED COPPER WIRE-BARS	222	222		
740319 OTHER, REFINED COPPER	3347	29748		17406
740321 COPPER-ZINC BASE ALLOYS(BRASS)		2009		3226
740322 COPPER-TIN BASE ALLOY (BRONZE)	315	15333	6734	20751
740329 OTH COPPER ALLOYS(O/T H-74.05)	60	9641	546	16019
740400 BRASS SCRAP	643269	4137557	296941	1868638
741999 COPPER SPRINGS	2389	164683	12504	128439
750110 NICKEL MATTES				680
750210 NICKEL, NOT ALLOYED	52843	930480	178336	979028
750220 NICKEL ALLOYS	104	5755		1544
750890 NICKLE ROTARY PRINTING SCREEN	111563	644945	81967	524239
760110 ALUMINIUM, NOT ALLOYED	711939	6408106	604069	6573751

Contd.

## 10.11 Imports by Economic Categories (Detail)

(In Thousand Rupees)

Items	March, 2019	From July, 2018	March, 2018	From July, 2017
760120 ALUMINIUM ALLOYS	184390	2070070	285368	2651698
761699 CASING,FORGING ROUGH STAT ALUM	54157	870173	96099	676009
780110 REFINED UN-WROUGHT LEAD	153930	2859043	567287	4381454
780191 OTH UNWROUGHT LEAD CON ANTIMON	16140	631628	78164	492988
780199 OTH UNREFIND LEAD&LEAD ALLOYED	63136	235995	38846	340490
780600 WIRE OF LEAD	1216	95806	5750	38964
790111 ZINC NOT ALLOYED WT=>99.99%	258420	2567380	771918	5141656
790112 ZINC NOT ALLOYED WT < 99.99%	17	81		298008
790120 ZINC ALLOYS	58403	2378314	60235	552647
790700 ZINC SLUGS FOR DRY BAT CEL CON	11746	193459	29788	159676
800110 TIN, NOT ALLOYED	31478	834352	84473	424251
800120 TIN ALLOYS	1264	9929		8835
800700 TIN PLAT, SHET,STRIP TH>0.2MM	200	696		1591
810110 TUNGSTEN POWDERS		434	253	529
810196 OTHER WIRE OF TUNGSTEN	5907	19786	4649	17589
810199 BAR/ROD,PLA,SHET,FOIL TUNGSTEN	5	16256	222	5854
810210 MOLYBDENUM POWDERS		31		
810296 OTHER MOLYBDENUM WIRE		17472	648	5890
810299 OTH MOLYBDENUM AND ARTICLES		2308		708
810390 OTH TANTALUM&ARTICLES THEREOF	284	4769		799
810411 UNWROUGHT MAGNESIUM BY WT99.8%	12376	31847		18981
810419 OTH ARTICL UNWROUHT MAGNESIUM	847	2060		4672
810490 OTHER ARTICLE OF MAGNESIUM		253129	7965	8729
810520 COBALT MATTES& OTH PRODUCTS	23327	194318		159846
810590 OTH INTERMEDIATE PRO OF COBALT	97	2204	427	14063
810720 UNWROUGHT CADMIUM POWDER	7978	15339		
810790 OTH CADMIUM,WROUGHT & ARTICLES		4565	113	979
810890 OTH TITANIUM WROUGHT&ARTICLES	441	43441	83511	207581
810920 UNWROUGHT ZIRCONIUM POWDER		483		62
810990 OTH ZIRCONIUM AND ARTICLES	32	598	65	3183
811010 UNWROUGHT ANTIMONY POWDER	33510	442812	25363	451778
811090 OTH ANTIMONY ART INCL W/SCRAP		42117	32472	50869
811100 MANGANES&ARTCL INC WASTE&SCRAP	13040	20829	76	16636
811221 CHROMIUM UNWROUGHT POWDER		2469		317
811229 OTH UNWROUG CHROMIUM INCL WAST	4185	8601		766
811299 OTH BASE METAL UNWROUGH&ARTICL		245	48	61
961900 DIAPERS FOR ADULTS WT EXC.25KG	566077	7359061	933199	8840691
<b>3. CAPITAL GOODS TOTAL</b>	<b>158798668</b>	<b>1470172525</b>	<b>181530578*</b>	<b>1520472105</b>
10614 RABBITS AND HARES			24	24
10619 OTHER MAMMALS	1819	23126	1254	8784
10631 FALCONS	394	9966	1684	7686
10632 PSITTACIFORMES(INCL.PARROTS)	6465	64911	11620	80508
10633 OSTRICHES,EMUS(DROMAIUSNOVAEH)		14601	19506	67720
10639 OTHER BIRDS	73	2047	1341	19348
10641 BEES	2	10733		13531
10690 OTHER LIVES ANIMALS	198	18280	7921	38716
621790 PARTS OF GAR/CLOTH ACCESSORI		4960	439	4851
680300 WORKED SLATE/ARTICLE OF SLATE	4	4		40
680410 MILL STONE AND GRIND STON MIL	14139	220551	29371	365660
680421 OTH MILLSTONE OF AGGLOMER SYNT	3257	91227	11428	79646
680422 MILL STONE AND GRIND STONE/OTH	137311	1380452	162587	1263495
680423 OTH MILLSTONE OF NATURAL STONE	2250	43479	5353	52614
680430 HAND SHARPENING POLISH STONE	6943	90009	9415	67784
680510 BASE OF WOVEN TEXTILE FABRICS	42647	430405	53458	436360
680520 ON BASE OF PAPER OR PAPERBOARD	43694	352972	32083	303120
680530 ON BASE OF OTHER MATERIALS	35115	281522	46039	184455
680610 SLAG WOOL ROCKWOOL MINERAL WOL	22774	187633	4248	139099

Contd.

## 10.11 Imports by Economic Categories (Detail)

(In Thousand Rupees)

Items	March, 2019	From July, 2018	March, 2018	From July, 2017
680620		13769	514	12818
680800	1764	23559	610	7238
680911	24455	171445	10286	152798
680919		13017	3451	29827
680990		18511	184	8227
681011		15171	2139	33923
681019	13253	130031	10039	124170
681091	1194	9735		8856
681189	1	16044	3138	12294
681280		214		
681291		172		
681292				56
681293	9204	151581	6864	115899
681299	857	24359	1127	22849
681320	21538	230209	21589	166916
681381	39561	562192	57378	480758
681389	42342	136366	12637	48310
681410	68	19846	1	16264
681490	78	3468	2139	9273
681510	19267	140505	15173	130359
681520		4		429
681591			353	353
690290	18070	88607	17121	40811
690310	3371	146253	3497	74106
690320	60267	403940	26087	235838
690723	224446	2335520	379446	3247194
690740	495	794	919	46681
690911	178	7014	1331	3221
690912	265	1616	338	9342
690919	63289	140268	7360	116596
690990	1945	19338	2804	17740
691010	75924	853567	72414	707645
691390	243	8594	248	98066
691410		1190	35	797
710700		65		
710811				109
710812	220933	1557076	194526	1600277
710813				75
710820		81249	539	75079
711810	13	388		1691
720720	44037	82164		90420
720810	85393	906311	29149	369554
720825	5421	161233	5647	116887
720826	2869	125337	2993	65575
720827	58586	315148		53115
720836		14384		214820
720837		347811	23682	246476
720838	23484	274673	370044	1146995
720839	4217511	46756703	7606851	34767547
720840	7581	29308	1670	22718
720851	19081	568056	55299	1088585
720852	347	116046	18941	293261
720853	6318	107018	4536	102487
720854	14586	116512	4611	93395
720890	49158	290401	49226	429891
720915	122723	477496	56309	564378
720916	801114	6516606	1928409	6596684
720917	296715	2337791	776200	2989245
720918	212696	1588424	155002	1689574
720925		3718	640	11906
720926	99478	764479	96380	769955

Contd.

## 10.11 Imports by Economic Categories (Detail)

(In Thousand Rupees)

I t e m s		March, 2019	From July, 2018	March, 2018	From July, 2017
720927	S.QLTY I/S C-ROL TH 0.5 MM-1MM	229617	2056610	182184	1625006
720928	S.QLTY I/S COLD-ROL TH<0.5 MM		188266	14717	138089
720990	S.QLTY FLT-ROL PROD I/S WD>600	76870	1443637	20505	675821
721011	I/S PLAT/COAT TIN 0.5MM/> S-QU	3	44322		9361
721012	I/STL PLAT/COAT TIN<0.5MM S-QU	233015	3875730	268058	3512577
721020	FR I/NA-S P/C LEAD TH600mm S-Q		18278	2233	2233
721030	FR I/NA-S ELECTRO P/C ZINC S-Q	843022	6515949	710761	4797243
721041	FR I/NA-S P/C ZINC CORRUGA S-Q		70689		18813
721049	OTH FR I/NA-S P/C ZINC S/QLTY	1834377	9656226	1909713	10407126
721050	F-ROL I/ST COAT CHRO OXIDE S-Q	105018	589000	68405	534587
721061	FR I/NA-S P/C ALUM-ZINC AL S-Q	475803	2408028	144535	1575569
721069	OTH FR I/NA-S P/C ALUM S-QUALI	8950	111839	6734	38250
721070	VCM COATED SHEET TH 0.5MM/LESS	1131903	10459290	970701	9533508
721090	OTH FR I/NA-S PLASTI COTED S-Q	170461	274003	964	215213
721113	S.QLTY H.R I/S 4 FACE W150TH4M		210253	9544	303807
721114	FR I/NA-S HR WD>150 TH4.75 S-Q	1759	396549	109151	739101
721119	COLD ROLL STL STRIP TH<0.5MM	414846	10916142	1612927	7832809
721123	FR I/NA-S CR W<600 C.25% S-Q		129605	3548	31246
721129	OT FR I/NA-S CR W<600 C.25%S-Q	20077	297001	31336	253312
721190	OTH FR I/NA-S WD<600mm S-QLT	37640	641063	126777	928419
721210	F-ROL PROD I/NA STL PLATE/COAT		1085	1226	11613
721220	FRP I/NA-STL ELE-PL/CO W-ZINK	66719	441045	64200	375152
721230	FR I/NA-S P/C ZINC W<600mm S-Q	18478	24960	8352	19092
721240	FR I/S PLASTIC COT W<600mm S-Q	35137	218873	6609	53762
721250	FR I/NA-S OTH-WISE P/C S-QLTY	742	75771		101106
721260	FR I/NA-S CLAD WD<600mm S-QLTY		1373		65
721310	BAR&ROD I/NA-S HR(RIBS,GRO)S-Q	539	85992	8599	362337
721391	OT BAR&ROD HR I/S DIA<14mm S-Q	109279	899691	316693	1699721
721399	OTH BAR&ROD I/S HR IN-COIL S-Q	923	104913	17140	455578
721410	OTH BAR&ROD I/S HR FORGED S-Q		435069	8009	110992
721420	FORGED BAR/ROD I/S SEC QUALITY	400409	2448749	548281	2499306
721430	OTH B/ROD FREE CUT STL HR S-Q	2529	31866	3422	69310
721491	OTH B/ROD I/S HR RECT C.SE S-Q		46029		470
721499	OTH B/ROD I/S HR TWISTED S-QUA	564	3736	28122	136646
721510	OT B/ROD FRE CUT STL COLD S-Q	4083	83146	8590	53013
721550	OTH BAR&ROD I/S COL-FIN S-QLTY	3310	23159	1237	26218
721590	OTH BAR&ROD I/NA-S SEC-QUALITY	2910	112235	473	28036
721610	U,I,H SECTIONS H-ROL HIGH<80MM		69272	318634	357441
721621	L SEC H/ROL HT<80 MM 1/NA STEL		386351	13888	69965
721622	T SEC H/ROL HT<80 MM 1/NA STEL				302
721631	U.SEC HT>150MM H-ROL I/NA STEL	64	102777	10708	183344
721632	I SEC H-ROL I/NA STL HT>200 MM	31559	340165	71238	601516
721633	H SEC HT>250MM H-ROL I/NA STEL	7215	280482	159030	804939
721640	L&T SEC H-ROL HT150M I/NA STEL		50289	579	28715
721650	OTH ANGLE/SHAPE SEC HOT H/ROL		11592	205	10684
721661	ANGLE/SHAPE SEC COLD/ROLL				10385
721669	OTH ANGLE/SHAPE SEC I/S C-ROLL	703	2456	2545	17922
721691	OTH C/FORM I/ST FLAT ROL PROD	290	861	630	3949
721699	OTH ANGLE/SHAPE SEC IRON/STEEL	4162	65311	4380	80353
721710	WIRE OF I/S NOT PLATED/COATED	15004	101659	7859	99307
721720	WIRE OF I/S PLATED/COAT W/ZINC	51441	286154	11550	95915
721730	WIRE I/S PLA/COT,MFG AUTO TYRE	33810	446124	27356	315715
721899	OTH SEMI-FINISHED PRO ST/STEEL	3663	5313	2757	3708
721911	F/ROL PROD ST/STEEL HR TH>10MM		17989	944	98271
721912	COILS ST/STEL-HR TH>4.75-10MM	8520	46300		30005
721913	COILS ST/STEL-HR TH>3MM-4.75MM		211		1171
721914	COILS ST/STEL-HR TH>3MM		52096		19637
721921	COILS ST/STEL-HR TH>10MM		36790	163013	253339
721922	COILS ST/STEL-HR TH>4.75-10MM		230283	49261	216174
721923	COIL S-STL W-700mm/>,TH<4mm	234	110728	21185	166224
721924	COIL S-STL W-700mm/>,TH<3mm	12453	55251		26879

Contd.

## 10.11 Imports by Economic Categories (Detail)

(In Thousand Rupees)

Items	March, 2019	From July, 2018	March, 2018	From July, 2017
721931 COILS ST/STEL-CR-TH >4.75 MM		6338	11420	58171
721932 COIL,S-STL,TH-4mm,W-700mm,CR	36763	202555	15052	164588
721933 COIL S-STL,TH-1-3mm W-700mm,CR	178348	1571584	118613	1248125
721934 CL,S-STL,TH-0.5-1mm,W-700mm,CR	94087	1615043	212211	1497190
721935 COIL,S-STL,TH-<.5mm,W-700mm,CR	218468	2708670	195900	1976252
721990 O SHET CIR SHAPE ALL SIZE S-ST	714476	6294908	407516	4435829
722011 F-ROL ST/STEEL H-ROL TH>4.75MM				7764
722012 FRP,S-STL,W< 600mm,TH 4 mm,HR	40273	195050		9442
722020 FRP,S-STL,W< 600mm,TH 4 mm,CR	90041	716173	38062	443134
722090 OTH FRP,S-STL,W< 600mm,TH 4 mm	2324	235364	15572	107924
722100 B&R,HR, IWC,S-STL,W-50-200 mm		10701	1399	3292
722211 BAR/ROD ST/ST NFW H/ROL CC/SEC	26239	230364	23204	186083
722219 OTH BAR/ROD ST/ST NFW HOT/DRWN	626	15770	85901	116590
722220 BAR/ROD ST/ST NFW C/FOR,C/FIN	438	58687	5866	68597
722230 OTH BAR/ROD OF STAINLESS STEEL	23619	279776	58055	378985
722240 ANGLE/SHAPES&SECTION ST/STEEL	5932	51822	6227	67904
722490 OTH SEMI-FIN PROD OTH A/STEEL		2550	32835	163845
722511 GRAIN-ORIE. SIL-EL-STL.W-600MM	180987	2118275	289544	1857067
722519 OTH F/ROL PROD SIL-ELEC-STEEL	130939	801894	78247	732130
722530 OTH NFW HOT/ROLLED IN COILS	5170261	29579685	4653307	32957314
722540 OTH NFW HOT/ROLLED NOT IN COIL	214439	2130218	353181	3449909
722550 OTH ALLOY STEEL NOT WORK(RDUC)		9793	114	9338
722592 FLATROLLED PROD O/W ZINC PLATE	9678	62276	2431	15444
722599 OTH F/ROL PROD OTH ALLOY STEEL	36906	37069		182442
722611 GRAIN-ORIE. SIL-EL-STL.W<600MM		88314	10175	61865
722619 OTH FLAT ROLL\PROD SILICON E/S				91321
722691 OTH FLATROL PROD NOTWORK HOT/R	381372	387997		10741
722692 OTH F/ROLL PROD NOTWORK COLD/R	70318	424899	36621	291020
722699 OTH F/ROL PROD OTH ALLOY STEEL	4741	24752		19951
722710 BAR/ROD OF HIGH SPEED STEEL	6100	553787		793
722790 OTH BAR/ROD H/ROLL W/COIL A/ST	899315	6664377	913843	6120495
722810 BAR/RODS OF HIGH SPEED STEEL		446993		89803
722820 SPRING STEEL(SUP-9&EQUIVALENT)		4179	50	71564
722830 CASE HARDENING STEEL	10929	935873	168276	2080563
722840 OTH BAR/ROD NOWORK FORGED		45588	9446	37818
722850 OTH BAR/ROD NOWORK C/FOR,C/F	2744	16504	160	9986
722860 OTH BAR/ROD ALLOY STEEL NES	139524	248694	116	538954
722870 ANGLES, SHAPES AND SECTIONS	67788	164238	7963	127511
722880 HOLLOW DRILL BARS AND RODS		9648		6312
722920 WIRE OTH ALLOY STEEL SILICOMANG	467	9715		
722990 OTH,WIRE OF OTHER ALLOY STEEL	2066	89362	9567	106556
730110 SHEET PILING IRON AND STEEL		303541		495034
730120 ANGLE SHAPES & SECTIONS OF I/S		28663	1777	14025
730210 RAILS OF IRON AND STEEL		376380	329213	1404352
730230 SWITCH BLADE, CROSS-FROG P/ROD		483540	221942	902509
730240 FISH-PLATES AND SOLE PLATES		10484		3525
730290 OTHER MATERIALS JOINTING RAILS		86142		9308
730300 TUBE/PIPE,HOLLOW PROFILE C/IRON		234078	1709	81561
730411 L.P FOR OIL&GAS S-STL SEAMLESS		196927	2792	122195
730419 OTH LINE PIPE I/S FOR OIL&GAS	376095	4110669	101788	608564
730422 DRILL PIPE S-STL DRILL OIL/GAS	2519	28691		239
730423 OTH DRILL PIPE I/S FOR OIL&GAS	65965	1499729	276125	2395912
730424 OTHER PIPE OF STAINLESS STEEL	2268	238466	25175	487505
730429 OTH CASING,TUBING I/S-OIL/GAS	613216	6499682	694164	4935963
730431 O- COLD-ROLLRD C.C.SEC I/N.A.S	90233	929731	29882	544356
730439 OTH CROSS SECTION OF N.A-STEEL	98686	2748685	258418	2292639
730441 COLD ROLD CR-SEC OF STAIN-STL	1312	452221	100070	438611
730449 OTH CROSS SECTION OF STAIN-STL	606897	2569936	83571	770001
730451 O-C.C.SEC COLD ROL(ALLOY-STL)		8781		14894
730459 O-CIR CROSS SEC OF (ALLOY-STL)	127464	634804	10057	213413
730490 O-TUBE PIPE/HOLLOW -PRO SEAMLE	17690	1047187	106892	902748

Contd.

## 10.11 Imports by Economic Categories (Detail)

(In Thousand Rupees)

Items	March, 2019	From July, 2018	March, 2018	From July, 2017
730511 LINE PIPE USED OIL/GAS WELDED		704419		928007
730512 OTH LINE PIPE USED OIL GAS WLD		1484		6694
730519 OTH LINE PIPE USED OIL/GAS P/L		221054	21234	201925
730520 CASING FOR DRILLING,OIL/GAS				48635
730531 OTHER, LONGITUDINALLY WELDED		174554		35193
730539 OTHER, WELDED TUBES AND PIPES		224724		6077
730590 OTHER, TUBES AND PIPES		126915	932	774867
730611 L,P-WELDED OF STA-STL(OIL/GAS)	406	9352		42056
730619 OTH-LINE PIPE O/G PIPELINE I/S	19788	1275364	29346	289945
730621 CAS/TUB WELDED LINE PIPE STA-S		36082		94000
730629 O-CASING/TUB LINE PIPE O/G I/S	7667	121043	19788	93983
730630 COPPER COAT MILD STL TUB-8.5MM	144175	574579	73543	693852
730640 O-WELDED C.C.SEC OF STAIN-STL	50319	812556	48009	1199018
730650 O-WELDED C.C.SEC NON ALLOY-STL	53124	438667	19338	229187
730661 O-TUBE,PIPE WELD SQUARE C-SEC	5723	54103	2058	62190
730669 TUBE/PIPE WELD OF OTH C.C-SEC		34132		11749
730690 OTH TUBE PIPE HW-PROFILR I/STL	2579	285566	90887	321954
730711 TUBE/PIPE CAST FITINGS MR-175		95923	8075	19364
730719 OTH TUBE/PIPE FITING IRON/STEL	74476	755845	77796	507360
730721 FLANGES, OF STAINLESS STEEL	33274	255932	6260	89742
730722 THREADED ELBO,BEND,SLV S/STEEL	8403	95928	10397	62657
730723 BUTT WELDING FITTING STAINSTEL	788	79590	12389	86674
730729 OTH TUBE,PIP FITTING STAINSTEL	78009	598570	39119	763416
730791 FLANGE AIR-P AGRI-TRACTOR<=80H	50200	308890	555671	792348
730792 THREAD ELBO,BEND/SLV IRN/STEEL	10601	302243	32730	776102
730793 BUTT WLEDING FITTING IRON/STEL	54318	308661	22261	202713
730799 OTH TUBE,PIP FIT IRN/STEL NEC	284012	2790539	170451	2211407
730810 BRIDGES AND BRIDGE-SECTIONS		195387		46552
730820 TOWERS AND LATTICE MASTS	1126106	3563779	592442	6054446
730830 DOR,WIN/FRAMES,TH-HOLD,FORDORS	75852	698056	20917	323773
730840 EQUIP SC-FOLD SHUT PROP PITPRO	1408	219834	97441	370117
731100 CONTAINERS FOR CNG OF IRON/STL	81526	1286819	72688	665230
731210 IRON AND STEEL WIRE	163474	1489564	312990	1536247
731290 OTH STL CORD USEIN TYRE MFU	16146	194087	10154	99678
731300 BRABED WIRE OF I/S TNIS HOOP	2867	86968	16811	169490
731412 ENDLESS BAND MACH STEL W-CLOTH	1784	12789	764	9606
731414 OTH WOVEN CLOTH OF STAIN STEEL	5016	54268	3167	35109
731419 STEL CORD FAB.USED IN MNUF TYR	3465	21835	6857	93402
731420 GRIL NET FENC W/LD D=3MM MS100	2325	196323	8700	46675
731431 OTH GRL NEW FENC/WLED COTD ZNC	17032	106990		3286
731439 OTH GRL NET FENCING AT INTSEC	9881	78102	2344	34623
731441 OTH CLO GRL NET FENC PL/COT ZN	77200	397534	17995	113792
731442 OTH CLO GRL NET FENC PL/COT PL	4315	12805	642	16196
731449 OTH CLO GRL NET /FENFING	304150	539747	37867	257074
731450 EXPANDED METAL OF IRON OR STEL	800	40102		21522
731511 ROLLER CHAIN FOR VEHICLES Ch87	66505	820378	79402	988509
731512 OTHER CHAIN, ARTICULATED LINK	19337	289559	17515	246956
731519 ADJUSTER FOR CHAIN VEH H-87.11	107935	723985	32850	219189
731520 SKID CHAIN		5214	8	6167
731581 STUD LINK		483		690
731582 OTHER, WELDED LINK	1946	19140	1168	23819
731589 OTHER CHAIN,	4661	38055	2953	19434
731590 OTHER PARTS OF CHAIN	11417	27021	1747	27250
731600 ANCHORS,GARPNELS PARTS IRON/ST	5558	120724	10744	178124
731700 NAILS OF IRON OR STEEL	50933	450735	50514	471467
731811 COACH SCREW I/S THREADED	57	3032	3927	18229
731812 OTH WOOD SCREW I/S THREADED	2849	30523	1563	37546
731813 SCREW HOOKS,SCREW RING RVT I/S	419	7677	19	3574
731814 SELF-TAPPING SCEWS, THREADED	15540	205818	18360	96149
731815 HIGH TENSILE SCREW&BOLT I/STEL	493986	4857735	225312	2508742
731816 HIGH TENTION NUTS IRON/STEEL	64301	641899	78753	538445

Contd.



## 10.11 Imports by Economic Categories (Detail)

(In Thousand Rupees)

Items	March, 2019	From July, 2018	March, 2018	From July, 2017	
731819	OTH BOLT,NUT,WASHER,RVT I/S TH	52741	559768	28001	260973
731821	SPRING/LOCK WASHER H-TENSILE	1563	33518	3206	39599
731822	THURST WASHER FOR VEHICLE H87	15335	159359	30833	173987
731823	RIVETS, NON-THREADED	6818	68917	9365	58686
731824	COTTERS/PINS NON THREADED I/S	1865	11484	688	10618
731990	SEWING,DARNING/EMBROIDRY NEDLS	10462	107027	11026	104712
732010	LEAF-SPRING&LEAF M-CAR,H-8703	9123	108550	16762	154371
732020	HELICAL SPRINGS	15098	185115	10863	92659
732190	PARTS OF I/S,COOK APPLI&PLAT-W	18578	320299	26504	265079
732211	RADIATORS/PARTS CAST IRON E-EL		407		159
732219	OTH RADIATOR AND PARTS THEREOF	2558	20995	1877	22781
732490	OTHER, INCLUDING PARTS	13686	245895	24213	173038
732510	OTH CAST ARTI I/S N-MEL C-IRON	762	49877	5695	42444
732591	GRINDING BALLS SIMI ARTI MILLS	58726	229048	7620	252082
732619	FORGING OF CRANK SHAFT	144724	2364245	140800	1119657
732620	ARTICLES OF IRON OR STEEL WIRE	965	62557	3432	74931
740500	MASTER ALLOYS OF COPPER.		6078		6130
740610	COPER-POW OF NON-LAMELLAR STRU	4349	23264	5212	21712
740620	COPER-LAMELLAR STRUCTURE FLAKE	21897	167945	48183	149199
740710	BARS OF REFINED COPPER	100018	894493	83516	553398
740721	COPPER BAR,ROD PROFIL ZINC BAS	2377	22291	2123	22395
740729	OTH BAR,ROD,PROFIL COPP ALLOYS	8365	45502	6627	52668
740811	WIRE REF COPP MAX CR-SEC DI-6M	46205	401179	20170	1050718
740819	OTHER, WIRE OF REFINED COPPER	38063	382399	44758	353530
740821	WIRE OF COPPER ALLOY ZINC BASE	11319	65607	12026	49918
740822	WIRE OF COPPER ALLOY NICK BASE	8017	34163	11874	16029
740829	OTH WIRE OF COPPER ALLOYS ETC	100	20330	702	43065
740911	PLAT,SHEET,STRIP REF COPP COIL	2139	118754	36226	183992
740919	OTH PLAT SHEET&STRIP REF COPP	22	33472	3650	20761
740921	PL,SH&STRIP COPP ZINC BAS COIL	30540	163969	25806	178365
740929	OTH PL/SH/STRI COPP ZINC BAS	512	50318	6088	77357
740931	PL/SH/STRIP COPP TIN BAS COILS			34	34
740939	OTH PL/SH/STRIP COPP TIN BAS-C	770	2492		4503
740940	PL/SH/STRIP COPP NICKLE BASE				34
740990	PL/SH/STRIP OTH COPP ALLOYS NS		43743		3723
741011	FOIL REFINED COPP NOT BACKED	123648	862941	138749	852162
741012	FOIL OF COPP ALLOYS,NOT BACKED	69383	510702	74418	544260
741021	FOIL OF REFINED COPPER,BACKED	8619	60860		26534
741022	FOIL OF COPPER ALLOYS,BACKED		1133	311	2426
741110	CAPILLARY TUBE 2.25 MM R-COPER	335348	2218094	313799	1735947
741121	TUB&PIPE COPP ZINC BAS ALLOYS	100	13756	5799	20680
741122	TUB&PIPE COPP NICKLE BAS ALLY	186	13278		
741129	OTH TUBE&PIPE OF OTH COPP ALLY	131	24161	1014	18743
741210	COPP TUBE/PIPE FIT REF COPPER	13741	30389	4217	18027
741220	COPP TUBE/PIPE FIT COPP ALLOYS	1232	118208	7442	47155
741300	STANDARD WIRE,CABL PL-BAND-NEI		395907	157170	457354
741510	NAIL,TACK,DRW-PIN,STAPL,S-ARTI		59		2418
741521	WASHERS/INCL SPRING WASH N-THR	219	2302	796	3676
741529	OTH NOT THREADED ARTI COPPER	1883	10999	1212	21665
741533	OTH THRD SCREW,BOLT,NUT COPPER	79	238988	41616	115607
750400	NICKEL POWDERS AND FLAKES.	879	29267	5618	20193
750511	BAR,ROD,PROFILE NICKLE N-ALLOY				10
750512	BAR,ROD,PROFILE NICKLE ALLOYED	641	5457		3763
750521	WIRE OF NICKEL, NOT ALLOYED		1789		1021
750522	WIRE OF NICKEL, ALLOYED	2748	21286	444	22694
750610	PLAT,SHET,STRIP,FOIL NICK N-AL		47557		16970
750620	PLAT,SHET,STRIP FOIL NICK ALOY	504	3771	1189	153835
750711	TUBE&PIPE OF NICKEL NOT ALLOYD		6146		
750712	TUBE & PIPE OF NICKEL ALLOYED		84658	56	8049
760200	ALUMINIUM W/SCRAP OF AUTO PART	1034783	8409533	896748	6219939
760310	ALUM POWDERS.NON-LAMELLAR STRU	7626	21996	1722	15451

Contd.

## 10.11 Imports by Economic Categories (Detail)

(In Thousand Rupees)

Items	March, 2019	From July, 2018	March, 2018	From July, 2017
760320 ALUM FLAKES-LAMELLAR STRUCTURE	12717	61786	7689	43049
760410 BARS,OF ALUMINIUM, NOT ALLOYED	15130	160159	12216	149390
760421 HOLLOW PROFILES OF ALUM ALLOYD	445	19998	8404	30555
760429 BAR ROD OF ALLUMINIUM ALLOYED	46428	289507	27518	202345
760511 ALMU WIRE N-ALLOY MAX DIA>6MM		10582		91316
760519 OTH ALUMINIUM WIRE NOT ALLOYED	9529	103320	14408	117167
760521 ALUM WIR ALLOY MAX CRS DIA>7MM	1354	9269	176	7153
760529 OTH ALUMINUM WIRE, ALLOYED	17748	204237	26765	193651
760611 RECTANGLE&SQUARE ALUM NOT ALLY	16273	448715	42768	341333
760612 RECTANGULAR/SQ ALUM MOTALLOYED	80153	1926877	161103	1508144
760691 ALUM SHEET NOT ALLOYS ANODIZED	31213	200136	39185	162559
760692 ALUM SHEET ANODIZED ALLOYS C-D	144248	577887	52424	170487
760711 ALUM FOIL ROLLED N-WORK/BACKED	467172	3342831	490765	2640592
760719 ADHESIVE TAPE	230911	2113809	143089	1462711
760720 ALUMINUM FOIL, BACKED	209349	2089316	165280	1530896
760810 TUBE, PIPE OF ALUM NOT ALLOYED	312	12354	589	40772
760820 TUBE, PIPE OF ALUM ALLOYED	25742	203222	11706	184953
760900 ALUM TUBE,PIPE FIT(COUP/ELBOW)	961	11898	881	16800
761010 DOORS,WINDOW, FRAMS,THRESHOLDS	7356	615266	172965	666662
761300 AEROSOL CANS VALVES&COVERS ALU	5710	25643	3681	18532
761410 STAND WIR,CABL PL,ALU S-CORE		17580		141402
780200 LEAD WASTE AND SCRAP.		76013		
780411 LEAD SHET STRIP FOIL TH>0.2MM				34
780419 OTHER , LEAD PLATES	8	6282		19085
790310 ZINC DUST(BLUE POWDER)		22997	11924	67375
790390 OTHER ;ZINC POWDER AND FLAKES		1	30	127
790400 ZINC WIRE	4836	41597		44763
811300 CERMETS&ARTICLE INCL WAS/SCRIP	446	1019		45
820110 SPADES AND SHOVELS	1803	47688	1210	101125
820130 MATTOCKS, PICKS, HOES & RAKES		580	940	2600
820140 AXES,BILLS HOOKS&SIMI HEW TOOL	1328	1940		657
820150 SECATEURS&ONE-HAND PRUNERS SHR	464	1024		385
820160 HEDGE SHEARS, TWO-HAND PURNING	626	5805	34	1832
820190 OTH HAND TOOL AGRICUL,HORTICUL	156	7868	998	8197
820210 HAND SAWS	4411	84515	12271	89201
820220 BAND SAW BLADES	2897	36860	1789	30054
820231 CIRCULAR SAW BLADE WITH STEEL	15635	131056	5480	95532
820239 OTH CIRCULAR SAW BLADE,O/MATER	10982	94861	5586	86149
820240 CHAIN SAW BLADES	2592	20192	1722	24692
820291 STRAIGHT SAW BLADES,WORK METAL	90	12981	708	3507
820299 GINSAW BLADE	7831	85204	7465	101900
820310 FILES, RASPS & SIMILAR TOOLS	986	77764	17198	94364
820320 PILERS,PINCERS,TWEESZERS S-TOL	23480	281165	28573	313863
820330 METAL CUTTING SHEARS&SIM TOOLS	1039	8718	417	11512
820340 PIPE CUTTERS BOLD CROPPERS,ETC	2331	39602	3504	40854
820411 NON-ADJUS H-OPER SPANER,WRENCH	32203	478026	41504	446270
820412 ADJUSTABLE H-OPER SPANER,WRENC	31053	806033	23992	346547
820420 INTERCHAGEABLE SPANNER SOCKETS	5855	109553	2065	57106
820510 DRILLING,THREADING TAPPING TOL	2878	44030	1285	28079
820520 HAMMERS AND SLEDGE HAMMERS	3605	83298	4954	78385
820530 PLANES,CHISELS,GOUGE WOOD WORK	347	10538	2315	14089
820540 SCREW DRIVERS	12866	170826	19781	231218
820551 OTHER HAND TOOLS H-HOLD N.E.S.	2066	105319	4358	62811
820559 OTH HAND TOOL(GLAZZIER DIMOND)	129022	487728	19096	269118
820560 BLOW LAMPS	294	692		202
820570 VICES, CLAMPS AND THE LIKE	3974	44961	2680	46662
820590 SETS OF ARTI.TWO/MORE,SUB-HEAD	11002	124777	1198	68917
820600 TOOLS FOR M-CARS H-8703 R-SALE	39388	131888	33893	305396
820713 ROCK DRILLING,EARTH BORING TOL	22766	86707		9428
820719 OTH INC PARTS ROCK DRIL,E-BORI	202201	1421605	221050	1563016
820720 DIES FOR DRAWING/EXTRUD METAL	6213	385385	114713	211467

Contd.

## 10.11 Imports by Economic Categories (Detail)

(In Thousand Rupees)

Items	March, 2019	From July, 2018	March, 2018	From July, 2017	
820730	TOOL FOR PRESS, STAMPING/PUNCH	11497	1727931	14155	878683
820740	TOOLS FOR TAPPING OR THREADING	5972	35094	3538	26793
820750	TOOL DRIL O/T ROCK/PST DRILL	45989	571539	253021	642532
820760	TOOLS FOR BORING OR BROACHING	6859	35944	6300	40099
820770	TOOLS FOR MILLING	8292	69263	1911	39870
820780	TOOLS FOR TURNING	1014	36135	4606	58230
820790	OTH INTERCHANGEABLE TOOLS	131314	978666	110547	1114845
820810	KNIVS&CUTING BLADE METAL WORK	4079	54619	8557	64586
820820	KNIVS CUTING BLADE WOOD WORK.	2957	19298	3209	19516
820830	KNIVS&CUTING BLADE KITCHEN APP	4487	52410	4869	63167
820840	KNIVS&CUTING BLADE AGRI HORT	13859	97855	11336	83981
820890	OTH BLADES/KNIVES PAPER MACH	72157	569366	35031	403538
830260	AUTOMATIC DOOR CLOSERS	8984	89182	5664	80386
831190	OTH WIRE&RODS AGGLOMTR B/METAL	5457	259707	17460	187808
840140	PARTS OF NUCLEAR REACTORS	843	134194		2107433
840211	W/TUBE BOILER S/PROD-45-350T/H	5747508	10757147	892271	38923098
840212	WATERTUBE BOILER S/PROD-45T/H	11065	658996	29241	448195
840219	FIRE TUBE BOILERS	28137	465037	5937	457349
840220	SUPER-HEATED WATER BOILERS		1416		68340
840290	PARTS MACH H-8402.1190	247890	2011924	9818	2076164
840310	BOILERS		48432	1517	27916
840390	PARTS CENTRAL HEATING BOILERS		5940		60002
840410	AUXILIARY PLANT FOR BOILER		310998	4571	699390
840420	CONDENSERS STEAM/VAP POW UNIT		1840814		852150
840490	PARTS MASHINE H-8404.1000	2801	508695	6526	1225447
840510	PRODUCER WATER GAS GENERATORS	62403	212211	4025	104255
840590	PART PROD GAS WATER GENERATOR	1563	43739	5501	27460
840681	OTH TURBINE OUTPUT EXCEED 40MW	218422	1420838	717648	13830763
840682	O-TURBINE OUTPUT NOT EXC 40MW	3501	1511709	20102	2267476
840690	PARTS OF STEAM TURBINES	432599	10805649	339995	2155663
840710	AIRCRAFT ENGINES	62736	2216814	207091	898629
840721	OUTBOARD MOTORS	19142	199977	63352	491439
840729	OT MARINE SPARK-IGN-ROTRY ENG.	577	1549		23897
840731	RECIPROCA P-ENG-50CC VEH-8711	754	8251	1526	27785
840732	RECIPRO PE 50-250CC VEH-H-8711	114602	803626	58863	649101
840733	RPE ENG-250-1000 CCH-8703,8704	10489	77595	5456	43363
840734	PISTON ENG CAPACITY EX1000CC	18604	204031	41578	358766
840790	GAS ENGINES	34255	1139191	53525	682012
840810	MARINE PROPULSION ENG-DIESEL		12186	1128	11048
840820	DIESEL ENG,AGRI-TRACTOR H-8701	100860	628181	102326	840370
840890	OTH ENGINES	166077	2902100	294655	2555948
840910	PARTS FOR AIRCRAFT ENGINES	828	6581	827	52162
840991	CYLIND,BLOCK. ENG- VEH-H-8711	1404138	13084003	1250515	10553291
840999	OTH RING&PISTON FOR VEH CH-87	365733	6141133	731425	7280442
841011	HYD,TURBINE,WATER WHEE-1000KW		65500		49183
841012	HYD,TURBN W/WHEEL1000-10000KW		778289	141781	886547
841013	HYD TURBINE,W/WHEEL>10,000KW	367115	4076340		11867
841090	PARTS FOR MACH HEAD-8410.1100	484	781689	516876	2138889
841112	TURBO-JET THRUST EXCEED25KN				107242
841121	TURBO-PROPLER NOT EX 1100KW				2666
841181	OTH GAS TRBIN NOT EXCD 5,000KW	278906	5342296	3291922	3296862
841182	OTH GAS TURBIN EXCE-5,000KW		3125453		697361
841191	PARTS TURBO-JET /PROPELLERS		119		485
841199	OTH, PARTS OF GAS TURBINES	1588512	10657234	1097304	17896722
841210	REACTION ENG OTH THAN TURB-JET		333		6
841221	LINEAR ACTING,HYD ENGINE&MOTOR	6107	85671	10615	74597
841229	OTH, HYDRAULIC POWER ENG&MOTOR	34396	416703	31112	265479
841231	LINERA ACTING,PNEUMATIC P-ENG	10650	80575	8159	58641
841239	OTH, PNEUMATIC ENG & MOTOR	10632	102363	17464	99506
841280	WIND ENGINE (WIND MILLS).	3521	29603	1303	13907
841290	PART MAC H-8412.3900,8412.8010	66761	735694	5447	147384

Contd.

## 10.11 Imports by Economic Categories (Detail)

(In Thousand Rupees)

Items	March, 2019	From July, 2018	March, 2018	From July, 2017
841311 PUMPS FOR DISPENSING FUEL/LUB	150114	1015377	79413	950497
841319 PUMPS FOR DISPENSING CHEMICALS	28647	519884	71614	809319
841320 HAND PUMP O/THN H-841311,19	4994	30074	2728	21324
841330 DIESEL FUEL INJET PUMS VEH-87	405580	3307394	377743	2897682
841340 CONCRETE PUMPS	6017	144719	214494	444251
841350 OTH POSITIVE DISPLACEMENT PUMP	117243	365819	12240	853793
841370 841360	33288	809611	654770	903275
841370 SUBMERSIBLE PUMPS	833191	10755162	512769	5673109
841381 OTH PUMPS	72172	408421	795555	2270130
841382 LIQUID ELEVATORS	1667	99544	10814	13688
841391 ST.STEEL IMPELLERS OF PUMPS	239410	3266970	257270	3896203
841392 PARTS OF LIQUID ELEVATORS PUMP	29	9536	712	17865
841410 VACUUM PUMPS	24013	1225424	33736	307135
841420 HAND/FOOT OPERATED AIR PUMS	12599	117970	6741	83648
841430 COMPRESSOR NON CFC/HCFC GASES	3318087	16642176	3555273	14404768
841440 AIR COMPRESSORS MOUNTED W/CHAS	16247	631740	47831	430889
841451 CEILING FAN	96491	1217792	177719	1047097
841459 BLOWERS INCL PORTABLE TYPE	90560	1139910	37253	1115561
841460 HOODS MAX-HORIZONTAL SIDE120CM	18776	214976	29677	283179
841480 PISTON TYPE AIR COMPRESSORS	595924	3857611	202774	5356663
841490 PART MACH H-84141000,8414.3010	468137	4792309	426947	3600450
841510 WINDOW/WALL TYPE AC/SPLIT SYS	272567	1939015	267202	2323673
841520 AC MACH FOR MOTOR-CARS H-8703	19458	41201	5584	27586
841581 O-AC INCOR REFRI UNIT VALVE-RE		78893	68	33461
841582 O- AC INCOR REFRIGIRATING UNT	24757	417024	53864	1359360
841583 O-AC NOT INCROPO REFRIG UNIT	110744	1254019	87947	833072
841590 EVAPORATOR COATED/ENAM VEH-87	2330252	10418565	2319813	8397673
841610 FURNACE BURNERS LIQUID FUEL		32819	1759	18642
841620 OTH FURNAC BURNER INCL COMBINT	4534	169637	6159	198587
841630 MECHANICAL STOKERS GRATES ETC	47308	504155	13346	494283
841690 PART OF BURNRS&FURNACES	29356	133173	29125	145327
841710 KILINS (FURNACE OVEN)	291905	5195428	546347	4746523
841720 BAKERY OVENS INCL BISCUIT OVEN	52372	308684	9811	295450
841780 OTHER FURNANCE AND OVENS INDUS	19429	581375	171491	1062277
841790 PART OF INDUSTRIAL LAB FURNACE	71881	414339	57234	349338
841810 COMBINED REFRIG-FREEZE W-DOORS	12732	407466	50299	428087
841821 REFRIGES H-HOLD COMPRESS TYPE	8480	135948	61699	576214
841829 OTH REFRIGERATOR HOUSHOLD TYP	2067	88148	7652	271331
841830 FREEZERS CHEST TYPE-800 I CAPA		45029	3669	68594
841840 FREEZERS UPRIGHT TYP-900 ICAPA	40602	115290	18941	141376
841850 O-FURNI-STORAGE,DISPLY FRZ EQU	8858	148502	18228	141906
841861 HEAT PUMPS O/T AC MACH-H-8415		11784	4813	205966
841869 MILK CHILER ABOVE 3000 LTR CAP	463441	4559891	334088	3301002
841891 FURNITURE REFRIG FREEZING EQPT		20519		11935
841899 EVAPORATORS(ROLL BOND TYPE)	426072	3831628	526302	3376645
841911 INST GAS WATER HEATERS NON-ELE	2711	596435	352	570141
841919 O-INST STRAGE WATER HETER N-EL	26942	61332	4118	98904
841920 MEDICAL SURGICAL LAB STERILISE	75130	583173	158812	604230
841931 DRYERS AGRICULTUL PRODUCTS	2153	237988	42	23847
841932 DRYERS WOOD PAPER PULP P/BOARD		65740	2984	78117
841939 OTHER DRYERS	54904	713155	31722	867412
841940 DISTILLING RECTIFYING PLANT	313	127338	674	53066
841950 HEAT EXCHANGE UNITS	62021	4952708	92777	8986156
841960 MIST ELIMINATOR	40504	972233	2867	337445
841981 O-MACH FOR MAKING H-DRINK/FOOD	47679	597419	84373	502836
841989 COOLING TOWERS	748888	16054758	1473761	12412506
841990 PART DRYERS,AGRI,AIR GAS MACH	135394	1823598	90471	970416
842010 CALENDERING OTH ROLL MACHINES	48266	102602	3848	132651
842091 CYLINDER(FOR CALENDERING MACH)	4236	21576	244	11076
842099 OTH PART OF CALENDER MACHINE	2761	71500	6039	76835
842111 CREAM SEPARATORS	219	1534		703

Contd.

## 10.11 Imports by Economic Categories (Detail)

(In Thousand Rupees)

Items	March, 2019	From July, 2018	March, 2018	From July, 2017
842112 CLOTHES-DRYERS	164	77020	5047	136721
842119 OTH CENTRIFUGES INCLUDING DRYR	26427	483026	92616	1632206
842121 FILTERING PURIFY MACH&APARATUS	598739	4079447	474345	4473777
842122 FILTERING MACH FOR BEVERAGES	55	38457	3817	34253
842123 OIL FILTER M-VEH H-8703,4,8711	58535	790869	101011	574503
842129 OTH FILTER MACHS APPARATUS NES	407735	1568426	110581	2585109
842131 INTAKE AIR FILTER CARS H-8703	91240	754020	77126	709187
842139 FILTER DRIER NON CFC REFRI GAS	370287	3116726	545205	3974843
842191 PART MACH H-842111&84211900	78398	1212045	85963	1147026
842199 PAR MA H-8412.3910,.3920,.3930	870920	1879413	68614	4654228
842211 DISH WASHING MACHINE HOUSEHOLD	87	35671	871	40767
842219 OTHER DISH WASHING MACHINE	361	32926	50	10594
842220 MACH CLEANING/DRYING BOTTLE	12905	133780	16448	83820
842230 MACH FILLING/CLOSING BOTTLES	368160	6451962	451267	5517168
842240 OTH PACKING WRAPPING MACHINE	221496	4342971	40510	2714787
842290 PARTS DISH WASHING MACHINE	247026	2253838	174646	1725513
842310 PERSONAL WEIGHING MACHINES	5826	90832	2409	87756
842320 SCALES FOR CONT WEIGHING GOODS	514	49995	2830	47039
842330 CONSTANT WEIGHT SCALES/HOPER	32902	140190	153	77420
842381 OTH WEIGHT MACHINERY-30KG	6893	93749	2273	129694
842382 OTH WEIGHT MACH CAP-30-5000KG	30479	551938	54061	670662
842389 OTH WEIGHING MACHINERY	9065	291191	26866	254845
842390 WEIGHT MACH WTS ALL KINDS&PART	12074	155756	42827	189605
842410 FIRE EXTINGUISHERS W/N CHARGED	18685	851515	40669	641479
842420 SPRAY GUNS& APPLI AGRICULTURE	73954	1238656	69066	870776
842430 STEAM,SAND BLAST,JET PROJ MACH	6008	177969	34832	141215
842441 AGRI PORTABLE SPRAYERS	3302	4011		850
842449 OTH AGRI/HORTI SPRAYERS	325	6719	70	6994
842482 OTH AGRI. & HORTI APPLIANCES	13908	404822	83343	435914
842489 OTH APPL PROJ/DISPERS/SPRY LQD	767952	2226172	72145	1672053
842490 PART MAC H-8424.2010,3000,8100	31321	574453	49974	371270
842511 PULLEY/HOISTS ELECT POWERED	18569	363454	63081	341734
842519 O-PULLY/HOISTS/WINCH/CAPSTANS	24185	139675	23625	204227
842531 WINCH CAPSTAN POWER E/MOT	4860	52154	62750	133345
842539 WINCHES CAPSTAN	2161	160340	8459	171881
842541 BUILT IN JACKING SYSTEM GARAGS	15113	86163	4318	34278
842542 OTH JACKS AND HOISTS HYDRAULIC	14636	1070103	29482	473594
842549 OTH MECHANICAL HANDING EQUIPMT	727	28797	1513	16843
842611 OVERHEAD-TRAVELING-FS-C-400MT	667911	2546253	7456	724973
842612 MOBILE LIFT FRAM ON TYRE-20 T	23460	128916	6090	754585
842619 CRANES LIFTING CAP UPTO 400 MT	3625607	3803625	173543	2440666
842620 TOWER CRANES	22925	501949	112024	677719
842630 PORTAL OR PEDESTAL JIB CRANES	4131	12477		696
842641 O-MACHINERY SELF PROP ON TYRES	20343	229864	24619	577910
842649 OTH MACHINERY SELF PROPELLED	27771	291200	21755	1912119
842691 O-MACH DESIGED MOUNT ROAD VEH		41927	616	30262
842699 OTH MACHINERY NOTSELF PROPELED		173433	628	4579
842710 SELF PROPELL TRUCK WITH EL MOT	79023	625870	21664	444829
842720 FORK LIFT TRUCK CAPAC-NOT>3-T	174741	1286252	180049	1603243
842790 OTH WORK TRUCK LIFT/HAND EQUIP	3742	170012	80283	332785
842810 PANSSENGER LIFT	400743	3155597	177621	2389569
842820 PNEUMATIC ELEVATORS&CONVEYORS	3609	212499	35600	284793
842832 OTH ELEVATOR/CONVEYOR BUKT TYP	16869	177838	784	355048
842833 OTH ELEVATOR/CONVEYOR BLT TYPE	4008	2146429	301494	1223337
842839 ELEVAT/CONVEYORS-CEMENT PLANT	35288	3058118	1146684	4182639
842840 ESCALATORS & MOVING WALKWAYS	42781	558208	88544	2376688
842860 TELEFERICS CHAIR-LIFT,F/FURNIC	756	20551	4540	71315
842890 HYDRAULIC LIFT ASS AGR-TRACTOR	345050	2003581	301023	2079740
842911 TRACK LAYING BULDOZER/ANGLDOZR	22942	226454		520155
842919 O-BULDOZR/ANGLEDRO/TRACK LAYIN	8591	329012	35949	701383
842920 GRADERS AND LEVELLERS	3004	335679	73372	758537

Contd.

## 10.11 Imports by Economic Categories (Detail)

(In Thousand Rupees)

Items	March, 2019	From July, 2018	March, 2018	From July, 2017
842930 SCRAPERS		321		248
842940 TAMPING MACHINE & ROAD ROLLERS	42210	426001	208108	2464166
842951 FRONT-END SHOVEL LOADERS	57642	1565057	219886	2541940
842952 MACHINERY 360 REVOLVG S/STRUTE		172418	33757	243986
842959 OTH MECHANICAL SHOVALS EXCAVOR	269648	5235251	982161	10459222
843010 PILE-DRIVERS /EXTRACTORS	3549	86511	7215	57058
843020 SNOW-PLOUGHS AND BLOWERS			351	5130
843031 SELF-PROP COAL ROCK CUTTER		44515	56331	100791
843039 OTH SELFPROP COAL/ ROCK CUTTER	1682	35027	334	13583
843041 OTH BORS SINK MACH SELF-PROPEL	46139	431300	4451	450525
843049 OTH BOR/SINK MACH NOT SELFPROP	115552	5996930	186070	3395895
843050 OTH MACHINERY SELFPROPELLED		334607	67594	98906
843061 TAMP COMPACT MACH NOT SELFPROP	3764	49595	2065	62116
843069 OTH MACHINERY NOTSELF-PROPELED	12075	113455	488	112445
843110 PARTS MACHINERY HEADING 84.25	1135	105364	21252	224867
843120 PARTS MACHINERY HEADING 84.27	8513	157335	7783	88136
843131 PARTS OF LIFT SKIPHOIST&ESCALT	61246	468775	28092	337012
843139 OTH PARTSLIFT/HANDLE/LOAD MACH	91791	1561430	221026	1459330
843141 BUCKETS SHOVELS GRABS & GRIPS	372	19082	41903	129704
843142 BULDOZER OR ANGLEDZOZER BLADES		1620	964	4158
843143 PARTS BOR/SINK MACHINERY	606646	2858099	181141	2120364
843149 PART MACH HEAD 84.26.84.29-30	372609	4381369	301920	3314074
843210 CHISEL PLOUGHS		1685		1916
843221 DISC HARROWS	11587	18243	786	24997
843229 CULTIVATORS		6933		9828
843231 NO-TILL SEEDER,PLANTER,TRANS	3182	15614		3314
843239 OTH SEEDER,PLANTER, TRANS	1586	13289	12326	17212
843241 MANURE SPREADERS	3242	3343		1564
843242 FERTILISER DISTRIBUTORS		2763		107
843280 ROTAVATORS	76957	590241	45259	223414
843290 PARTS AGR HERTICULTURAL MACHIN	22739	304416	22549	202768
843311 LAWN MOVER PARKS/SPORTS GROUD	1069	12997	3350	8152
843319 OTH MOVER LAWN PARKS SPORTGOOD	2422	11552	2289	20506
843320 OTH MOWERS INCLUDING CUTER BAR	673	14286	99	25628
843330 OTH HAYMAKING MACHINERY	1099	12985		7863
843340 STRAW BALER INCL PICK-UP BALER	12007	100792	11475	89766
843351 COMBINE HARVESTER-THRESHERS	227379	1394020	224454	1092940
843352 OTH THRESHING MACHINERY	804	4897	8066	91311
843353 ROOT/TUBER HARVESTING MACHINES		2122		
843359 OTH HARVESTING MACHINES	399791	1002201	162682	558899
843360 MACH CLEAN SORT EGG FRUT AGPRO	4842	405335		24049
843390 PARTS MACH CLEAN/SORT EGG ETC	15851	128913	15635	99795
843410 MILKING MACHINES	15084	91030	2151	63945
843420 DAIRY MACHINERY		40411	871	275385
843490 PART MILKING/DAIRY MACHINERY	5214	69468	10723	84460
843510 MACH FOR BEVERAGE MANUFACT	40	89158	70	7180
843590 PART OF JUICE EXTRACTING MACHI	127	16305		1931
843610 MACHRY PREP ANIMAL FEED STUFS	62533	927269	17742	343899
843621 POULTRY INCUBATORS & BROODERS	111308	440440	125	180730
843629 OTH POULTRY KEEPING MACHINERY	406424	3656440	388873	1713328
843680 OTH MACHINERY		20345	386	8754
843691 PARTS POULTRY KEEP MACH BRODER	17742	73115	6038	38695
843699 OTH PARTS AGR/HORT MACHINERY	15952	176350	21103	171630
843710 MACH CLEAN SORT GRAD GRAIN/VEG	17948	800160	26239	547186
843780 OTH MACH FOR CEREALS	94006	743566	68149	786407
843790 PARTS MACHINE USE MILLINDUSTRY	52724	455891	34246	389865
843810 BAKERY MACH MFG MACARONI SPGTI	58021	1800582	192371	3555561
843820 MACH MANU CONFECTIONERY COCA	196824	557901	96846	760213
843830 CRSUHERS FOR SUGARCANE	1497	43198	725	23505
843840 BREWERY MACHINERY		149		275
843850 MACH PREPARATION MEAT/POULTRY	1669	277633	184576	306724

Contd.

## 10.11 Imports by Economic Categories (Detail)

(In Thousand Rupees)

Items	March, 2019	From July, 2018	March, 2018	From July, 2017
843860 MACH PREP OF FRUITS/NUTS/VEG.	1194	436579	3611	113820
843880 OTH MACH FOR CEREAL FOOD MANF	134490	1218455	541334	1333549
843890 PARTS MACH H-84383000&84384000	100971	561513	68584	545237
843910 MACHINERY M/PULP FIBROUS MATAL	1560	97257	45105	85436
843920 MACHINERY MAKE PAPER P/BOARD	7139	260968	4377	202309
843930 MACHINERY FINISH PAPER P/BOARD	89480	449511	11382	107822
843991 PARTS MACHIN PULP FIBROSMATERL	2338	66748	16267	47952
843999 OTH PARTS MACHIN PAPER P/BOAD	84964	944035	34420	367119
844010 BOOK-BIND&BOOK-SEWING MACHIN	3144	62864	6582	138703
844090 PARTS BOOK BINDING MACHINERY		887		77
844110 CUTTING MACHINES	44940	867608	50110	547203
844120 MACH MAKE BAGS SACKS/ENVELOP		32501	866797	1630478
844130 MACHI MAKE CARTONS BOX TUBE	2964	70861	19705	175836
844140 MACH MOULDING ARTI PAPER PULP	2603	178027	4024	166232
844180 OTH MACH FOR MAKING P&P/BOARD	9831	257015	9080	195817
844190 PART MAC H-8441.1000,8441.4000	7332	203363	17481	186257
844230 PRINTING MACH, APATUS&EQUIPMEN	29940	97532	50125	175575
844240 PARTS OF THE FOREGOING MACH	1241	16864	1603	12941
844250 PLATE ,CYLINDER/PRINT COMPONE	16289	128565	8649	102717
844311 OFF SET PRINT MACHIN REELFED		24226		145708
844312 SHEET FED,OFFICE TYPE S-22&36	2288	6600	1716	57910
844313 OTH OFFSET PRINTING MACHINERY	59779	1527334	338111	1309081
844314 LETTERPRESS PRI-MACH REEL FED	9432	30934		23670
844315 LT-PRESS P-MACH O/T R-FED,FLEX		26224	1719	1719
844316 FLEXOGRAPHIC PRINTING MACHIN	9030	682877	305664	882090
844317 GRAVURE PRINTING MACHINERY	47628	704211	78337	620076
844319 HOT STAMPING MACHINES	482882	3812893	260625	2837404
844331 FAXPRINTERS &COPIERS COMBINED	43373	453694	63558	428340
844332 DOT MATRIX PRINTER FOR DP MACH	276288	1509738	220326	1534395
844339 PHOTOCOPYING APPA FOR DP MACH	117328	896490	123013	938715
844391 PART P-MACH PRINT BY PLATE/CYL	68693	343660	36391	218148
844399 AUTOMATIC DOC FEEDER OF COPIER	111417	1195929	146581	1037556
844400 MAC EXTRUD CUT M-MADE TEX-MATE		452614		308807
844511 CARDING MACHINES	252923	2239535	83133	1252745
844512 COMBING MACHINES	139414	590342	28856	934432
844513 DRAWING /ROVING MACHINES	140122	1485299	80121	1454132
844519 OTH BLOW ROOM MACHINERY	200604	1416609	21411	820239
844520 TEXTING SPINNING MACHINES	793637	8431596	694685	6932102
844530 TEXTILE DOUBLING OR TWIST MACH	168501	1059768	41280	426985
844540 WEFT WINDING MACHINE	689577	2424228	125549	2777669
844590 OTH MACH, TEXTILE FIBRE	298730	3003106	204093	2466936
844610 WEAVING MACH FAB WD-NOT>30CM		9308	3013	9048
844621 POWER LOOM WEAV FAB EXCED 30CM		32557		20070
844629 OTH WEAVING MACHINES(LOOMS)	4020	550341	4282	791462
844630 WEAV MACH FAB >30CM SHUTLES	514675	5283484	904123	5272137
844711 CIRCULAR KNIT MACH DIA-165MM	75662	1757749	216091	912711
844712 CIRCULAR KNIT MACH DIA>165MM	116080	734791	213280	724527
844720 FLAT KNIT MACH STITCH-BONDING	68429	383055	37200	234318
844790 MULTI HEAD EMBROIDERY MACHINES	328700	4290597	373861	5127186
844811 DOBBIES JACQUARD COPY ETC MACH	33304	346412	2781	165548
844819 OTH AUXILARY MACHIN HD84.44-47	79081	1031363	161006	1300206
844820 PARTS&ACCESORIES MACH H-84.44	5327	128745	4160	96671
844831 TOPS & FLATS CARD CLOTHING	149589	1167339	148489	951645
844832 PART ACCESORY MACH TEXT FIBRE	5598	65752	9764	60623
844833 SPINDLE FLYER RING TRAVLLERS	169899	1165457	141914	971216
844839 OTH PARTS&ACCESSORIES 84.45	154181	1527481	175010	1488447
844842 REEDS FOR LOOMS	29721	169201	33124	219213
844849 SHUTTLES	81289	701863	76653	564490
844851 SINKERS NEEDLES & OTH ARTICLES	27078	243360	36463	398242
844859 PART ACCESSORY MACH HEAD 84.47	14150	261188	47531	342018
844900 MACH MFG FINISH NON WOVENS	28532	223666	143	66519

Contd.

## 10.11 Imports by Economic Categories (Detail)

(In Thousand Rupees)

Items	March, 2019	From July, 2018	March, 2018	From July, 2017
845011 WASHING MACH FUL-AUTO NOT>10KG	50050	540145	108067	969148
845012 O-MACH BUILT-CENTRIFUGAL DRIER		35995	28466	152590
845019 O-MACH DRY LINE CAPA -NOT>10KG	3624	150817	29481	141678
845020 MACHINE DRY LINE CAP EXCE10KG	1934	59108		75922
845090 PARTS FOR H/HOLD WASH MACHINE	66549	576754	24889	225950
845110 DRY-CLEANING MACHINES	1716	395933	492	52812
845129 OTH DRYING MACHINES	14017	865814	128402	906808
845130 IRONING MACHINES & PRESSES	6356	135320	7031	151747
845140 WASHING MACHINE	576299	3352430	329643	2242571
845150 REELING UNREEL FOLDING ETC MAC	10913	441357	59597	352789
845180 COATING/ LAMINATING MACH	568021	3988181	324074	4738898
845190 PARTS FOR DRY CLEAN/DYING MACH	33227	367672	48245	407660
845210 SWING MACH H-HOLD CKD/SKD COND	11635	103065	9860	168547
845221 AUTOMATIC UNITS SEWING MACHINE	208239	361845	1000	191867
845229 OTH SWING MACHINES	455924	3523512	281643	2287187
845230 SEWING MACHINE NEEDLES	15926	146290	14652	117108
845290 FURNITURE,BASES COVER SEWI MAC	41785	347620	41325	294439
845310 MACH PREP,TANN HIDE,SKIN LEAT	7909	190269	35307	410560
845320 MACH MAKING/REPARING FOOTWEAR	30171	344854	30075	346296
845380 OTH MACH REPAR H-SKINS/LEATHER	218	24960	726	30458
845390 PARTS OF MACH TANNING,FOOTWEAR	12039	107915	10050	101462
845410 CONVERTERS		1238	14	11345
845420 INGOT MOULDS & LADLES	1193	56312	5645	20469
845430 CASTING MACHINES	122678	1012475	84575	705916
845490 PARTS OF CONVERTERS LADLES ETC	15643	252243	33672	196643
845510 TUBE MILLS	20303	217925	11707	129924
845521 HOT/COMBIN HOT&COLD ROLING MIL	188599	1089305	75615	919944
845522 COLD, ROLLING MILLS	21751	2614598	471198	1925542
845530 CAST IRON ROLE DIA NOT>91.44CM	68068	1432393	154327	417729
845590 OTH PARTS METAL ROLLING MILLS	15115	360394	78234	209460
845611 MACH OPERATED BY LASER	102902	400176	5432	92221
845612 MACH OPERATED BY PHOTON BEAM	990	64582	3337	41719
845620 MACH FOR DRY-ETCHING PATTERNS	222	8980		23408
845630 MA-TOOL OPER ELECTRO DISCHARGE	3477	77896	5932	34880
845640 MA OPER BY PLASMA ARC PROCESS		5616		
845650 WATER-JET CUTTING MACHINES		475		
845690 O-MAC TOOL FOR REMOVAL OF MAT	10296	117608	63028	89524
845710 MACHING CENTRE FOR WORK METAL	52457	530740	40103	280452
845720 UNIT CONSTRUCTION MACH(SINGLE)		3823	1122	38269
845730 MULTI-STATION TRANSFER MACH		15499		23999
845811 HORIZONTAL LATH NUMERICAL CONTROL	16910	112001	42300	211324
845819 OTHER, HORIZONTAL LATHES	29666	354409	38761	301348
845891 OTH LATHES NUMERICALLY CONTROL	2838	113533		147652
845899 OTH LATHES FOR REMOVING METALS	14473	146750	22122	485702
845910 WAY TYPE UNIT HEAD MACHINES	27738	40775	1383	22650
845921 OTH DRILL MACH NUMERICAL CONT	3626	37429	1276	6951
845929 DRIL MACH CAP62MM IRON50MM STL	12535	153140	15086	223332
845931 OTH BOR/DRIL MACH NUMERICAL CONTR	3762	30877		7445
845939 VERTICAL BOR,MILING MACH CP25MM	6061	92088	445	120826
845941 OTH BROING MACH NUMERICAL CONT	570	16304	2245	16434
845949 OTHER BORING MACHINES	302	7875	1058	143497
845951 MILLING MACH KNEE TYPE N.CONTR	1900	4848	2869	12297
845959 MILL MACH W TRAVERSER =<300MM	1047	42416	9141	58942
845961 OTH MILLING MACH NUMERICAL CONT	8822	77576	2212	9295
845969 VERTICAL TURRET MILLING MACHIN	13779	130556	12717	141107
845970 OTH THREAD/TAPPING MACH N.CONTR	1893	44304	4455	25036
846012 F.SURFACE GRIND MACH NUM CONTR		840		
846019 OTH F.SURF GRIND MAC AXIS0.01M	31998	93494	1144	49294
846022 CENTRELESS GRIN MAC NUM CNT			3806	3806
846023 CYLINDRICAL GRI MAC, NUM CNT	7665	13912		
846024 OTH GRIND MACH NUMERICAL CONTR	11881	11881		

Contd.



## 10.11 Imports by Economic Categories (Detail)

(In Thousand Rupees)

Items	March, 2019	From July, 2018	March, 2018	From July, 2017
846029 OTH GRIND MACH AXIS 0.01MM		17435	8097	33510
846031 SHARPENING MACH NUMERICAL CONTR		280		56
846039 OTH SHARPENING MACH-TOOL	2795	12534	351	21668
846040 HONING OR LAPPING MACHINES	1509	23532	1067	43830
846090 BENCH TYPE GRINDING MACHINE	2714	76056	7461	327491
846120 SHAPING MACH STROKE UPTO 45 CM	1335	28126	3655	27485
846130 BROACHING MACHINES		11962		1744
846140 GEAR CUTTING,GRIND/FINISH MACH	9886	63538	498	92992
846150 HACKSAW MACH D17.5CM,BLADE45CM	12867	207150	16670	278003
846190 OTH MACH TOOL FOR METAL WORK	7906	48025	10632	70637
846210 FORGING/DIESTAMPING MAC N-CONT	314143	800202	1352	90458
846221 BEND,FOLD,ETC MACH NUM CONTROL	5870	201393	4430	52988
846229 OTH BENDING,FOLDING MACH	11420	366337	14865	277726
846231 SHEARING MACH NUMERICAL CONTRO		11615		6108
846239 OTH SHEARING MACH	3612	70674	4996	101051
846241 PUNCH/NOTCH MACH NUM CONTROL	8326	98249		11317
846249 OTH PUNCHING/NOTCHING MACH	19229	201592	34674	338605
846291 HYD PRESS PRESUR < 60.963 MT	21552	783126	30644	314400
846299 OTH PRESSES FOR WORK METAL	4019	692413	86126	484232
846310 DRAW-BENCH FOR BARS,TUBES WIRE	6781	42007	14836	97606
846320 THREAD ROLLING MACHINES	2466	26644	419	31340
846330 MACHINES FOR WORKING WIRE	1937	102645	61909	164557
846390 OTH MACH TOOL WORKING METALS	169860	305202	41019	243209
846410 SAWING MACHINES		50695	3638	81808
846420 GRINDING MACHINES	3354	112746	22696	168058
846490 OTH MACH TOOL WORK STONE/CER/C	29935	295654	144480	698158
846510 MACHINE FOR MECHANIC OPERATION		10835	438	1785
846520 MACHINE FOR MACHINING CENTRES		830		
846591 HACKSAW MACH W BLADE< 54.7CM		57739	4483	24676
846592 PLANING,MILLING, MOULD MACH	3820	13860	151	9572
846593 GRINDING SANDING POLISHING MAC		52544	2134	43836
846594 BENDING OR ASSEMBLING MACHINES	222	28425	454	11536
846595 DRILLING OR MORTICING MACHINES	610	3483	864	26134
846596 SPLITING SLICING PARING MACH	2127	34329	4464	4512
846599 OTH MACH TOOL FOR WOOD CORKETC	9151	168328	28346	168452
846610 TOOL HOLDER SELF OPEN DIEHEAD	1826	29194	9322	45894
846620 WORK HOLDERS	1595	9265	339	52395
846630 DIVIDING HEAD & ATTACH M-TOOL	359	4080	1733	3666
846691 OTH PART FOR MA-TOOL H.84.64		34698	5046	10876
846692 OTH PART FOR MA-TOOL H.84.65	5607	72648	6133	53296
846693 PART MAC H-8458,8459,8460,8461	28452	162405	34693	244368
846694 PAR H-8462.1090,.9110,84659110	36481	265271	67237	206398
846711 PNEUMATIC ROTARY TYPE TOOLS	4640	14176	2916	30138
846719 OTH PNEUMATIC TOOLS FOR WORK	12520	118305	4923	71616
846721 DRILL W ELEC MOTOR OF ALL KIND	17664	237226	27053	258205
846722 SAWS SELF CONTAINED ELE-MOTOR	3566	39520	1670	29823
846729 OTH TOOL WITH ELECTRIC MOTOR	31289	608899	55854	564328
846781 CHAIN SAWS	11064	51080	11076	59166
846789 OTH TOOL WORKING IN HAND	5556	892790	22417	114366
846791 PARTS OF CHAIN SAWS	3979	43433	3895	26331
846792 PARTS OF PNEUMATIC TOOLS	489	19071	1415	33109
846799 OTH PART TOOL WOR IN THE HAND	11806	162290	19306	180703
846810 HAND HELD BLOW PIPES	86	1297		351
846820 OTH GAS-OPERATED MACH APPARATU	147	70149	3407	26374
846880 OTH MACH FOR SOLDER,BRAZING	1158	50461	11324	58174
846890 PARTS FOR SOLDERING,BRAZIN MAC	2064	47582	7561	60002
847010 ELEC CALCULATOR,DATA REC MAC	11585	322025	32375	228175
847021 CALC. MACH W PRINT DEVICE		83	345	682
847029 OTH ELECTRO CALCULATING MACHIN		776	122	547
847030 OTHER CALCULATING MACHINES		473	151	414
847050 CASH REGISTERS	5017	57746	4928	161551

Contd.

## 10.11 Imports by Economic Categories (Detail)

(In Thousand Rupees)

Items	March, 2019	From July, 2018	March, 2018	From July, 2017
847090 OTH POSTAGE,TICKET ISSUE MACH	548	234441	1054	28596
847130 LAPTOP COMPUTERS,NOTEBOOKS	2031730	23527406	2436776	19200487
847141 MICRO COMPUTERS	19255	197030	99143	322562
847149 OTH DIP MACH IN FORM OF SYSTEM	17132	1796088	13022	2091373
847150 PROCESSI UNIT O/T,H-8471.41,49	722797	5447812	312967	3512366
847160 KEY BOARDS	289121	1855491	158548	1270824
847170 FLOPPY DISK DRIVE	192942	1243440	283219	1644311
847180 C.D.ROM WRITER	46371	587030	17810	125339
847190 CONTROL UNITS	18952	422926	41954	472826
847210 DUPLICATING MACHINES		1480		1548
847230 SORTING/FOLDING/AFFIXING MACH		2912	14	13592
847290 AUTOMATED TELLER MACHINES(ATM)	260110	2266952	213263	2912135
847321 PART CALC MACH H-8470.10.21.29	14	97		77
847329 OTH PARTS OF MACH H-84.70	939	10082	957	9230
847330 CASING COMPUTER W POWER SUPPLY	96327	1700799	68841	1390320
847340 PARTS/ACCESS MACHINE HEAD84.72	25186	339830	16853	223085
847350 PARTS/ACCESS MAC HD84.69-84.72	14454	16413	522	25307
847410 SORT/SCR/SEP/WASH CEMENT IND		207831	176319	1147332
847420 CRUSH/GRIND MACH,CEMENT INDUS	17036	5737105	698180	3474404
847431 CONC/MORT MIXER FOR CEMENT IND	11870	735529	248916	1851071
847432 MACH FOR MIX MINE&BITME>150T/H	25136	242324	71544	1514636
847439 OTH MACH MIX MINERAL W-BITUMEN	11600	591797	4900	630699
847480 HYD PRESS F CERAMIC IND>80 TON	540715	12133758	3777804	14178421
847490 PARTS CRASH/ MIX/HYD PRES MACH	111339	1476445	224317	2954271
847510 MACH FOR MAKING ELEC LAMP/TUBE		7701	2460	47808
847521 MACH FOR MAKING OPTICAL FIBRE		45		3161
847529 OTH GLASS WORKING MACHINES	33597	490202	158244	1601524
847590 PARTS OF MACHINES H-NO.84.75	8486	412830	16209	202199
847621 BEVERAGE/VENDING MA W REFRIG	7549	16107	127	14013
847629 OTH,AUTOMA BEVERG-VENDING MACH		6066	101	27786
847681 OTH MACH HEATING/REFRIG,DEVICE		1952	9942	48368
847689 OTH MACH INCL MONEY CHANG MACH	2455	8144	156	3017
847690 PARTS OF MACH HEADING 84.76	3262	3792	781	9083
847710 INJECTION-MOULDING MACHINES	321152	3970072	639019	4612039
847720 EXTRUDERS	248027	1839964	80765	1547720
847730 BLOW MOULDING MACH CAP>0.22LT	80465	914964	192472	1081472
847740 VAC MOLD/THERFORM MACH=0.228LT	17915	267066	125892	343493
847751 MACH MOULD PNEUMATIC TYRE,TUBE		9476		6661
847759 OTH MACH FOR MOLDING/FORMING	4708	29280	693	43148
847780 OTH MACH FOR WORKING RUB/PLAST	504576	4449210	469013	3473379
847790 PARTS OF MACH,WORKING RUB/PLAS	278807	1354523	129984	1005936
847810 MACH FOR REPAIRING TOBACCO	5015	1792680	74048	591997
847890 PARTS OF MACHINES OF H-84.78	51519	365871	20921	256740
847910 ASPHALT PAVERS	49152	795714	103263	2521209
847920 MACH FOR EXTRACT/PREP FATS/OIL	292	1823055	59157	709658
847930 PRESS PARTICAL/FIBRE BOARD ETC	5523	180942	29942	272847
847940 ROPE OR CABLE MAKING MACHINES	871	109071	10425	333522
847950 INDUSTRIAL ROBOTS(N.E.S.)		602671	15969	81925
847960 EVAPORATIVE AIR COOLERS	62253	510443	93604	875095
847971 PASSE BOARD BRIDGE.AIRPORT USE		11541	164626	423974
847979 OTH PASSENGER BOARDING BRIDGES		14103	97	7915
847981 MA FOR TREATING METAL/FLE WIRE	57336	823553	4317	1004670
847982 MATCH MAKING MACHINES	58090	3607758	457290	2642747
847989 FASTENING/THREAD SUCKING MACH	1672640	18912660	1407586	7457618
847990 PART OF MA H- 8479.20.60.82.84	413028	2331550	654403	1802050
848010 MOULDING BOXES FOR MET FOUNDRY	366	91674	3771	76138
848020 MOULD BASES	3587	120418	5697	52339
848030 MOULDING PATTERNS	905	11736	1014	10250
848041 INJECTION OR COMPRESSION TYPES	1263	116519	6278	118689
848049 OTH, MOULDS FOR METAL/CARBIDES	10515	438593	39227	300823
848050 MOLULDS FOR GLASS	17942	188806	3726	96200

Contd.

## 10.11 Imports by Economic Categories (Detail)

(In Thousand Rupees)

Items	March, 2019	From July, 2018	March, 2018	From July, 2017
848060 MOULDS FOR MINERAL MATERIALS.	23823	297071	36993	410467
848071 INJECTION OR COMPRESSION TYPES	323525	1683338	236600	831094
848079 OTH MOULDS FOR RUBBER/PLASTICS	279176	2517667	266816	2311198
848110 PRESSURE-REDUCING VALVES	96041	1355317	80581	726217
848120 VALVES,OLEOHD/PNEUMATIC TRANS	31149	276772	19024	184673
848130 CHECK (NONRETURN) VALVES	93037	2519282	168799	1032616
848140 SAFETY OR RELIEF VALVES	154616	1352008	58728	863257
848180 COCK FUEL TANK FOR AGR-TRACTOR	982295	13297643	915213	8110771
848190 PARTS OF APPLICANCE H-NO.84.81	198388	2127466	132790	2060207
848210 BALL BEARINGS.	377733	5435084	515257	5116341
848220 TAPERD ROLLER BEARING INC CONE	39347	746039	94603	844658
848230 SPHERICAL ROLLER BEARINGS	38575	428730	47198	439998
848240 NEEDLE ROLLER BEARINGS	24664	162561	38539	147103
848250 OTH CYCLINRICAL ROLLER BEARING	10295	275081	21696	268016
848280 OTH COMBINED BALL/ROLLER BEAR	82352	546129	37336	457646
848291 BALLS, NEEDLES/ROLLERS PARTS	57195	343545	30328	190081
848299 RINGS FOR BEARINGS	29382	460958	48847	388576
848310 DIFFEREN SHAFT/PART AG-TRACTOR	222673	2978456	375811	2735003
848320 BEARING HOUSING-BALL/ROLR BEAR	8267	119864	61400	190478
848330 PLAIN SHAFT BEARING VEH H-87	201019	1803421	181176	1568611
848340 GEAR BOXES/S-CHANG AG-TRACTOR	202091	4055932	266070	3974285
848350 FLYWHEELS M-CARS H-8703,4,11	23548	207492	19562	163944
848360 CLUTCHES	68082	1051212	62069	657674
848390 TOOTHED WHEELS ETC AGR-TRACTOR	70287	647885	54416	523555
848410 SPIRAL WOUNDS	110465	843259	99887	907624
848420 MECHANICAL SEALS OF VEH CH-87	115604	734936	90938	722996
848490 OTH GASKET&SIMI JOINT DISSIMIL	127477	1121563	99965	821143
848620 MAC FOR MANUF S-COND,I-CIRCUIT	319	1782	404	4855
848630 MACH FOR MANUF FLAT PANEL DISP		887	58	74
848640 MACH FOR MANU OF I-CIRCUIT,NES		1744	32	12196
848690 PARTS&ACCE OF MACH MANU S-COND	10	2890	1075	1314
848710 SHIPS/BOATS,PROPELLERS&BLADES		4196	71	6442
848790 OTH OIL SEALS FOR VEHICL CH-87	41757	874324	59361	425359
850110 ELEC MOTOR OUTPUT NOT>37.5.WAT	238180	1323395	186815	1124289
850120 UNIVERSAL AC/DC MOTOR >37.5 W	102406	970784	161988	1061841
850131 PHOTOVOLTAIC GEN.WIT PHOTOCCEL	41624	384587	52690	410957
850132 PHOTOVOLTAIC GENERATORS	12639	230290	4651	65328
850133 OTH DC MOTO/GEN 0-P-75KW-375KW	563	326205	819	26966
850134 OTH DC MOTOR/GEN OUTPUT >375KW		344605		144825
850140 OTH AC MOTOR S/PH O-P NOT>60W	398440	2215965	349178	2248552
850151 SUBMERSIBLE MOTOR O-P NOT>750W	99358	1198490	95693	539174
850152 AC MOTORS,OUTPUT-750W-75KW	152972	1817715	177203	2057605
850153 AC MOTORS OUTPUT-75KW-375KW	67617	792690	111232	1419197
850161 AC GENERATORS OUTPUT NOT>75KVA	51748	471528	87878	448733
850162 AC GENERATORS OUTPUT-75-375KVA	3930	161092	19787	220499
850163 AC GENERATOR 0-P-375KVA-750KVA	2615	28281	6958	59914
850164 AC GENERATOR O-PUT 750-1100KVA	2086	253305	173822	786546
850211 EL GENA SET(DIES ENG)NOT>5KVA	304059	3625213	116893	1670154
850212 GENER SET(DIESEL)OP- 75-375KVA	68188	1785560	167796	1979034
850213 GENER SET(DIESEL)-375-1100KVA	231455	3940595	408620	4993343
850220 GENER SET(SP-ING ENG)OP>375KVA	1481809	4667236	795813	4946371
850231 GENERATING SETS,WIND POWERED	8996	2189838	1221891	45498189
850239 OTHER GENERATING SETS	385965	8690776	1907219	16379829
850240 ELECTRIC ROTARY CONVERTERS.		1743	574	926
850300 PARTS OF MACHINE HEAD 85.01	249341	6781666	856990	5873610
850410 BALLAST FOR DISCHARG LAMP/TUBE	12051	78459	705	113817
850421 LIQ DI-ELE TRANSFOR-NOT>650KVA	1386	459905	2079	148079
850422 LIQ D-E T/FORMER-650-10000KVA		78575	4077	793922
850423 LIQ DI-ELE T/FORMER >10000KVA	2519	4804698	206793	6212158
850431 OTH TRANSFORMER-PHC-NOT>1 KVA	70916	675487	97892	824257
850432 OTH TRANSFORMER-PHC-1KVA-16KVA	2385	53231	7830	124621

Contd.

## 10.11 Imports by Economic Categories (Detail)

(In Thousand Rupees)

Items	March, 2019	From July, 2018	March, 2018	From July, 2017
850433 OTH TRANSFORMER-PHC-16-500KVA	60445	536847	49408	1074207
850434 OTH TRANSFORMER-PHC>500 KVA	16107	776411	356878	5512815
850440 UPS OF POWER RATING UPTO-15KVA	1501532	13124620	907685	10562605
850450 OTHER INDUCTORS	15154	1548658	115380	670144
850490 ON LOAD TAPE CHANGER TRANSFORM	185699	826038	131706	1520920
850511 PERMANENT MAGNET&ARTI OF METAL	91863	285759	18337	150580
850519 OTH PERMANENT MAGNETS&ARTICLES	42847	379705	26470	247437
850520 EL-MAGNET COUPLING,CLUTCH ETC	12018	62289	10204	35113
850590 OTH EL-MAGNET INC/PART HD85.05	4886	104892	12573	177302
850610 MANGANESE DIOXIDE P/CELL&BATT	88302	858867	62856	807380
850630 MERCURIC OXIDE P/CELL&BATTERIES		49		34
850640 SILVER OXIDE P/CELL&BATTERIES				45
850650 LITHIUM PRIMARY CELL&BATTERIES	20594	367537	33210	275651
850660 AIR ZINC PRIMARY CELL&BATTERIES	1360	6989	718	8537
850680 OTHER PRIMARY CELL&BATTERIES	13776	387307	56702	429381
850690 BRASS CAP FOR DRY BATTERY CELL	2057	24013	2400	28557
850710 MEANT M-CARS H-87.03&VEH-4,11	770	38743	1064	128088
850720 LEAD-ACID BATTERY FOR TELE EXCH	653450	4913721	517003	4786507
850730 NICKEL-CADMIUM ACCUMULATORS	1179	92246	1414	28429
850740 NICKEL-IRON ACCUMULATORS			18	152
850750 BATTERIES NICKEL-METAL HYDRIDE	720	16233	1273	12753
850760 BATTERIES LITHIUM-ION	444560	1448467	148150	450704
850780 OTHER ACCUMULATORS	62996	391026	32777	238652
850790 PARTS EL-ACCMOLATOR INCL SEPR	67412	377362	69785	299577
850811 VACUUM CLEANER POWER NOT>1500W	10522	130501	6210	74736
850819 OTH VACUUM CLEANERS SELF MOTOR	200	39460	6217	44837
850860 INDUSTRIAL VACUUM CLEANER	3191	50215	7101	25352
850870 PARTS OF VACCUM CLEANERS	978	10773	4340	8502
850940 FOOD GRINDERS- DOMESTIC	43488	609395	39207	534416
850980 OTH DOMESTIC APPLIANC	7827	110226	3028	59779
850990 PARTS DOMESTIC APPLIAN	35547	461685	56516	482364
851010 SHAVERS SELF CONTAINED EL-MOTO	5110	117723	6881	82138
851020 HAIR CLIPPERS SELF CON EL-MOTO	2245	30994	6130	89479
851030 HAIR-REMOVING APPLIANCES	4284	35363	1892	69953
851090 PART OF SHAVER/CLIPPER/REMOVER		25261	239	10070
851110 SPARKING PLUGS	170497	1354649	91511	932467
851120 MAGNETO FOR VEH OF HEAD-8711	4862	58184	8366	82108
851130 IGNITION COILS FOR VEH, H-8711	7702	220145	40408	369619
851140 SARTERS AG-TRACTOR-H-8701.9020	16843	235319	14101	190534
851150 ALTERNATOR ASSEMBLY AG-TRACTOR	24145	79945	4339	59349
851180 HEATER/GLOW PLUGS- AGR-TRACTOR	6612	70498	18735	80729
851190 ALUM CASTED DISTRI CASE M-CARS	140102	1321606	109806	971146
851210 LIGHTS SIG EQUIP BICYCLE USED	131	539		1607
851220 HEAD LIGHT M-VEH H-8703,8711	342141	2658184	243474	1935344
851230 SOUND SIGN EQU VEH H-8703,4,11	14292	171978	31042	214287
851240 WIPER ARM,BLA CAR-H-8703 V-3,4	3130	51052	6235	45848
851310 MINER'S SAFETY LAMPS	73532	1161943	98591	1268314
851390 PARTS OF MINERS SAFTY LAMPS	330	11732	324	4445
851410 RESISTANCE HEAT FURNANCE/OVEN	8928	57490	3926	86186
851420 FURIOVE BY INDUCTION/DIELE LOS	28727	596168	95956	350433
851430 OTH FURNANCES AND OVENS	220301	1272868	89890	1025782
851440 OTH IND/DI-EL HEATING EQUIPMNT	5150	191131	101157	295992
851490 PARTS OF INDUS/LAB FURN & OVEN	12301	212372	38383	145661
851511 SOLDERING IRONS AND GUNS	1818	93794	1527	52602
851519 OTH BRAZING/SOLDER IRONS&GUNS	8413	253561	14482	160501
851521 MACHINES,RES WELDING OF METAL		33453	530892	639825
851529 OTH MACH RES WELDING OF METAL	21352	112984	5726	136578
851531 MACH ARC WELDING METAL F/AUTO	7288	47260	405	58187
851539 OTH MACH/APP ARC WELDING METAL	25720	476945	44043	672220
851580 OTH MACH/APP HOT SPRAYING METL	6762	260007	4837	112159
851590 PARTS(OFF HEADING NO.85.15)	52317	466185	18360	161509

Contd.

## 10.11 Imports by Economic Categories (Detail)

(In Thousand Rupees)

Items	March, 2019	From July, 2018	March, 2018	From July, 2017
851610 ELE INSTANEOUS/IMERSION HEATER	1113	47725	3176	73456
851621 STORAGE HEATING RADIATORS		8848	362	20161
851629 OTH ELE SPACE/SOIL HEATNG APPA	2843	271781	5902	190806
851631 HAIR DRYERS	11121	85253	8550	49730
851632 OTHER HAIR DRESSING APPARATUS	5499	60710	9618	51832
851633 HAND DRYING APPARATUS	741	6291	392	9205
851640 ELECTRIC SMOOTHING IRONS	19433	144985	14705	162093
851650 MICROWAVE OVENS	5683	61677	7638	163602
851660 ELECTRIC OVEN	27837	318207	21987	317353
851671 ELECTRIC COFFEE OR TEA MAKERS	6370	56313	2880	50668
851672 ELECTRIC TOASTERS	1170	87680	6655	48546
851679 INSECT KILLER	13403	231094	17797	221035
851680 ELEC HEATING ELEMENT REFRIG	25538	209356	19541	202258
851690 PARTS EL-THERMIC APP H-85.16	119147	1365593	208362	1330293
851711 LINE TELEPHONE CORDLESS H-SETS	501	43849	9503	92647
851712 CELLULAR MOBILE PHONE	11002670	74070082	8631111	65479903
851718 VIDEO PHONE FOR CEL/W-LESS NET	7359	109449	113656	230448
851761 BASE STATIONS FOR WIRELESS N-W	7197	15533	299091	3226550
851762 VOICE FREQUECY TELEGRAPHY MACH	3318989	29750913	2322472	22322804
851769 ISDN SYSTEM	588855	7541946	432863	7382280
851770 PARTS OF NETWORKING EQUIP	1053004	7613165	569507	5612267
851810 MICROPHONE FREQ 300 HZ-3.4 KHZ	7442	95192	51084	130681
851821 SINGLE L/SP MOUNTED IN ENCLOUR	15522	282517	37328	329780
851822 MULIPLE L/SP MOUNTED IN ENCL	36139	414144	23102	186259
851829 L/SP W/OUT HOUS FREQ300-3.4KHZ	62605	810594	65242	746015
851830 HEAD/EAR/MICRO PHONE SPEAK SET	77085	736343	82597	623897
851840 AUDIO FREQUENCY ELEC.AMPLIFIER	23372	84979	21387	77392
851850 ELECTRIC SOUND AMPLIFIER SETS	2758	64568	7638	60536
851890 PARTS & ACCESSORIES HEAD 85.18	11325	132696	20386	129050
851920 APPA OPERATED BY COINS,BANKNOT		2360		
851930 TURNTABLES (RECORD-DECKS)		79	13	137
851950 TELEPHONE ANSWERING MACHINES		50665		124
851981 DUBBING SYSTEM OF FILM STUDIOS	35	10498	3729	12004
851989 OTH COMPACT DISK PLAYERS	5398	67272	5833	45138
852110 V.C.R	8127	65182	14408	79330
852190 LASER VIDEO DICS PLAYER	31863	167781	16111	164593
852380 DATA/SOUND RECORDED AUTO.DPM	4065	102595	11644	598418
852550 RADIO BROADCAST TRANSMITTER	8265	71273	604	77684
852560 BLUE TOOTH CONN TO DP MACHINE	48013	555793	83353	506129
852580 CLOSE CIRCUIT TV CAMERAS	189075	1265095	174652	1984569
852610 RADAR APPARATUS	3028	203564	41449	399202
852691 RADIO NAVIGATIONAL AID APPARAT	3989	118918	10880	84430
852692 RADIO REMOTE CONTROL APPARATUS	1106	6735	40	1943
852712 POCKETSIZE RADIOCASSETE PLAYER		477		43
852713 OTH APPA COMB W/SOUND REC/PRO	14	63		5703
852719 OTH RECORDING/REPRODUCING APPA	319	17158	2602	22257
852721 OTH RADIO BRO-RECEIVER FOR VEH	6943	58813	12615	81935
852729 OTH SOUND REC/REPRO APPA VEH	9940	153753	25930	162183
852791 OTH APPA COMB W/SOUND REC/PRO		155		54
852792 APPA NOT COMB W-S-RECOR/REPROD				538
852799 MODEMS FOR SUND RECOD APPA	1288	4338	1720	7141
852842 CRT MONITOR FOR AUTO DATA MACH	3004	10162	618	1985
852849 OTH CATHODE-RAY TUBE MONITORS	1212	9458	848	119975
852852 OTH MONITOR DATA PROCESSING S.	102983	797823	61119	484118
852859 OTHER MONITORS OF H-8471	11051	151637	16778	244603
852862 MULTIMEDIA PROJECTOR	16544	172191	29377	242476
852869 OTHER PROJECTORS FOR DP H84.71		27625	415	72488
852871 REC APPA-SATELLITE DISH RECEIV	6859	48338	5521	91469
852872 LIQUID CRYSTAL DISPLAY(LCD) TV	463831	4908292	739383	7237046
852873 OTH MONOCHROME RECEPTION-APPA		103	338	705
852910 PARTS ACCE CABLE,TV/SATA RECEV	18317	173894	27093	203891

Contd.

## 10.11 Imports by Economic Categories (Detail)

(In Thousand Rupees)

Items	March, 2019	From July, 2018	March, 2018	From July, 2017
852990 T.V. TUNERS	528956	4255906	266749	1873564
853010 EL-SIGNAL EQP RAILWAY/TRAMWAY	140481	577388		3015358
853080 OTH SIGNAL EQP EL TRAFIC CONT	8451	254832	4847	1497605
853090 PARTS OF EQP HEAD 85.30	81	43372	10214	77380
853110 BURGLAR/FIRE ALARMS/SIMIL APPT	29351	507994	24754	411977
853120 INDICATOR PANEL INCORP LCD/LED	35262	216625	12915	689536
853180 OTHER APPARATUS	8875	524996	11955	717201
853190 PANIC BUTTON	59716	780018	29476	193702
853210 FIX CAPACITO 50/60HZ CAP.5KVAR	25221	203536	14206	286327
853221 TANTALUM, FIXED CAPACITOR	12	2035	218	865
853222 ALUMINIUM ELECROLYTIC FIX CAP	482	5024	184	7270
853223 CERAMIC DIELEC,SIN-LYR FIX CAP	1193	9777	3461	14618
853224 CERAMIC DIELEC MUL-LYR FIX CAP	2779	68878	2258	35231
853225 DIELECTRIC PAPER PLAS FIX CAP	758	12189	6009	26439
853229 OTHER FIXED CAPACITORS	23437	278153	37707	272120
853230 OTH VARIA/ADJUST(PRE-SET) CAPA	1506	27248	3781	15140
853290 CAPACITERS DECKS WITH TERMINAL	886	31393	6658	51547
853310 FIXED CARBON RES COMP/FILMTYPE	16970	176417	23247	134330
853321 OTH FIXED RES CAPACITY NOT>20W	2264	7303	630	10597
853329 OTHER FIXED RESISTORS	6648	81669	10850	270100
853331 W/WOUND RESISTOR CAPA NOT>20 W	1581	19589	1719	14290
853339 OTH W/WOUND VARIABLE RESISTORS	1740	53375	7759	38006
853340 OTH VAR RES INCL REHEOSTATS	10602	128959	18204	128262
853390 PARTS FOR ELECTRICAL RESISTERS	69	3498	1352	8194
853400 PRINTED CIRCUITS	112163	1188827	82237	437184
853510 FUSES FOR VOLTAGE >1000 VOTTS	2636	71663	3929	65181
853521 AUTOMA C-BRAKER VOT 17.5KV	40172	954029	125740	706485
853529 OTH AUTOMATIC CIRCUIT BRAKER	816	491912	163380	1580791
853530 ISOLATING SWITCH UPTO 145 KV	14567	510408	27909	992075
853540 VOLTAGE LEMINTERS UPTO 245 KV	3944	575205	47421	343790
853590 ELEC APP SWITCHING CIR>1000VOL	9747	520705	412525	1790004
853610 FUSES FOR VOLTAGE <1000 VOLTS	9615	125423	8226	140074
853620 AUTO CIRCUIT BREAKER>10AMP	248183	2672276	342574	2667618
853630 OTH APP PROTECTING ELEC CIRCUL	7763	405728	15292	213531
853641 RELAYS FOR VOLTAGE NOT>60V	18682	136686	18961	107711
853649 OTHER, RELAYS	74576	1069169	149205	1561101
853650 PRESSURE SWITCHES	98856	1190989	120469	934019
853661 LAMP HOLDERS	9555	79360	10916	71322
853669 PLUGS&SOCKET PINS 16& ABOVE	133318	1671608	156398	1440412
853670 CONNECTORS FOR OPTICALFIBRES	1752	78192	3874	52467
853690 WAFER PROBERS ELECTRICAL	123442	1555219	115700	1752012
853710 FUSE BOX VEH H-8711NOT >1000 V	787854	10113265	799207	11675880
853720 BODIES,CONSOLE ETC VOLT>1000V	64443	2502865	2897470	10557875
853810 BOARD,PANELS GOODS HEAD 85.37	43007	433486	60158	384026
853890 VACCUM INTERRUPTERS CIR.BRAKER	498468	2758793	301627	2442406
853910 SEALED BEAM LAMP UNITS	5985	127463	8137	140348
853921 AUTO BULBS	36038	370903	35663	393968
853922 OTH LAMPS 200W FOR VOLT>100V	21949	74679	8891	53806
853929 BULBS FOR AUTOMOTIVE VEHICLES	81429	318646	41456	377620
853931 ENERGY SAVING LAMPS	52165	872283	304217	3001458
853932 ENERG SAVING LAMP(MERCU/SODIUM)	3151	67384	2246	103481
853939 OTH MERCURY/SOD VAPOR LAMP	810	29371	2328	17169
853941 ARC-LAMPS (ELECTRIC)	439	4839	546	6693
853949 INFRA-RED LAMPS	3369	54713	4350	62360
853950 LED LAMP BULB	268313	4550616	537283	5688074
853990 TUNGSTEN FILAMENT&LEAD WIRE	161983	1299415	68855	644638
854040 DATA GRAP DISPL TUBE,COLO/MONO		14	56	60
854060 OTHER CATHODE-RAY TUBES				1292
854071 MAGNETRONS	41807	415952	65060	453699
854079 OTH,MICROWAVE TUBE,CARCINOTR		141		7840
854081 RECEIVER/AMPLIFIER VALVE TUBE		186		935

Contd.

## 10.11 Imports by Economic Categories (Detail)

(In Thousand Rupees)

Items	March, 2019	From July, 2018	March, 2018	From July, 2017
854089 OTHER VALVES ANA TUBES,N.S.	1649	4403	54	2332
854099 OTH PARTS OF HEADING NO.85.40		877	161	2039
854110 DIODES,OTH THAN PHOTSENSITIVE	32386	311630	31198	228060
854121 TRANSIS W-DISSPATION RATE<1W	2757	18945	1279	9045
854129 OTH TRANSISTOR O/TH PHOTSOEN	10774	96634	9325	120989
854130 THYRISTORS DIACS AND TRIACS	406	12574	1636	15621
854140 PHOTSENSITIV SEMICONDUCTOR DE	3798404	36837572	2565210	23160572
854150 OTH SEMICONDUCTOR DEVICES	4813	26789	9013	50942
854160 MOUNTED PIEZO-ELECTRIC CRYSTAL	5283	82235	8051	68032
854190 PARTS OF APPARATUS OF H-85.41	6311	39097	1931	34737
854231 PROCESSORS & CONTROLLERS	38297	451148	34737	340447
854232 MEMORIES	1299	30360	4917	39326
854233 AMPLIFIERS	1470	31801	11562	48896
854239 OTH ELECTRO INTEGRATED CIRCUIT	68653	670945	66547	707085
854290 PARTS OF ELEC INTIGRAT CIRCUIT	21888	156225	19670	166125
854310 PARTICLES ACCELERATORS	138	159		163
854320 SIGNAL GENERATORS	1689	14771	1182	9385
854330 MACH APPA EL-PLATNG ELECTROLYS	37	280799	1658	180273
854370 REMOTE CONTROL	299853	2794687	331536	3045884
854390 PART MACH 8543.1900&8543.2000	22904	319441	21273	336637
854411 ENAMELED COPER WIRE NYLON COVR	9621	293041	15246	264275
854419 OTHER WINDING WIRE OF COPPER	66919	495509	34819	650133
854420 CO-AXIAL CABLE & CONDUCTORS	268255	1939634	86316	915445
854430 WIRING/CABLE CAR/VEH-8703,4,11	20684	771911	22864	243186
854442 COMPUTER LEADS WITH CONNECTOR	223607	1748068	164846	1501820
854449 TELEPHONE CABLES	4658480	12717183	2053799	7492692
854460 OTH EL CON FOR VOLTAGE >1000V	333519	6150830	333374	3293131
854470 OPTICAL FIBRE CABLES	128856	823937	91005	1575819
854511 ELECTRODES USED IN FURNACES		670774	64047	271664
854519 OTHER ELECTRODES	1128	12479	1333	12807
854520 CARBON BRUSHES	31874	106135	8331	60063
854590 OTH CARBON MOTOR VEH/TRACTOR	1970	27889	3042	40315
854610 EELECTRICAL INSULATOR OF GLASS		189		3321
854620 EELECTRICAL INSULATOR CERAMICS	306140	646189	118421	2076035
854690 OTH ELE INSU OTH THN GLAS,CERA	8249	188697	34910	339830
854710 INSULATING FITTINGS OF CERMIC	944	126960		206027
854720 INSULATING FITTINGS OF PLASTIC	909357	998087	474	14034
854790 OTH INSULATIN FITT PLAS/CERMIC	133124	640216	8765	579527
854810 BATTERIES PLATES		725720	222577	1618430
854890 OTH,PARTS ELE MACHINE/APP NES	124	7878	543	4913
860110 RAIL LOCOMO POWERED ELECTRICIT				194
860120 RAIL LOCOMO POWERED ELE ACCUMU		27		
860210 DIESEL ELECTRIC LOCOMOTIVES		3883731		4796286
860290 OTH,RAIL LOCOMOTVE,LOCOMO TEND				1480
860310 RAILWAY,TRAMWAY POWRD EXT ELEC			5737378	19181252
860400 RAIL/TRAMWAY MAINTENANCE VEHIC		487585		2004252
860630 SELF DISCHARGING VANS,WAGONS				732478
860699 OTH RAIL,TRAMWAY GOOD VAN(NSP)				1077627
860711 DRIVING BOGIES&BISSEL-BOGIES		75		1202
860719 OTH INCL PARTS AXELS/WHEEL	56666	266684	915	632740
860721 AIR BRAKES AND PARTS THEREOF	22	183219	1051	33361
860729 OTH BRAKES LOCOMO&PATS THEREOF		696		193010
860730 HOOKS,COUPLIN DEVICES,BUFFERS		3504	69	942
860791 OTHER PARTS OF LOCOMOTIVES	123527	1340773	333552	2768904
860799 OTH RAILWAY LOCOMOT STOCK PART		1375		9288
860800 RAIL/TRAMWAY TRACK FIXTURES	62864	591170	33607	4618387
860900 CONTINERS SPECIL DESI,EQUIPPED	15175	346407	31837	230044
870110 PEDESTRAIN TRACTO-ANY KIT FORM				1427
870120 COMP ROAD TRACTOR-ANY KIT FORM	546333	12002127	1699569	13823566
870130 COMP TRACK-LAYING TRACTOR AKF				159592
870191 TRACK LAYING TRACTOR <18 KW		6855	381	722

Contd.

## 10.11 Imports by Economic Categories (Detail)

(In Thousand Rupees)

Items	March, 2019	From July, 2018	March, 2018	From July, 2017
870192	COMP AG-TRACTORS-ANY KIT FORM			71084
870193	COMPONENT AGRI TRACTOR IN KIT	134686	95072	3802241
870194	AGR TRACT,ENG CAP>75 KW<130 KW	2357	5699	47124
870195	AGR TRACT,ENG CAP>130 KW			1938
870210	COMP M.VEH DIESEL ENG AKF10PER	488880	869457	7740756
870220	M.VEH DIESEL&ELEC.10 OR>PERS			441699
870240	M.VEH ELECTRIC.10 OR>PERS			2999
870290	COMP O-M-VEH 10PER&DERIVER AKF	11100	63676	1007178
870310	M-CAR FOR TRAVEL ON SNOW/GOLF	2389	1894	32617
870321	COMP VEH,IN AKF,800CC,SP-IGNI	4110226	5752628	49682636
870322	COMPONENTS VEH 1000-1500CC AKF	3007033	3214718	24732371
870323	COMPEN VEH,IN AKF1500-1800CC	2345324	2519203	23856101
870324	COMPEN VEH,IN AKF CYC->3000CC	56026	422297	3503074
870331	COMP VEH(DIES ENG)CY-C-800-AKF		211	211
870332	COMP VEH(DIES)CY-1500-1800-AKF	443	1938	92327
870333	COMP INDUS VEH>2500CC,AKF-DIES	350271	836630	1856542
870340	COM.VEH SP.IG&ELEC.=800C AKF	116348	1002833	7514759
870350	COM.VEH.DIESEL&ELEC<=800C AKF	11655	100640	561987
870360	COM.V.SP.IG&ELEC CH=800CAKF	23852	37753	397410
870370	COM.V.DIES&ELE CHR G<=800C AKF			13188
870380	O.COM.V. ONLY ELEC. MOTOR AKF		181	10679
870390	OTH M.V. EXCL VEH H-87.02		88450	174
870410	COMP DUMP TRUCKS(ANY KIT FORM)		190500	2691167
870421	COMP VEH(DIE)G.V.W NO>5TON-AKF	528002	1880267	10946390
870422	COMP VEH(DIESL)GVW-5-8-TON-AKF	708436	834445	10594494
870423	COMP VEH(DIES)GVW>20 TONN-AKF	318615	494909	2593069
870431	COMP VEH(SP-ING)NOT>5TON-AKF	594090	653476	5192464
870432	COMP VEH(SP-ING)GVW >5TON-AKF			2337
870490	COMP O-VEH TRANSPORT GOODS-AKF	423	1304	1412
870510	CRANE LORRIES	7607	17623	1559172
870520	MOBILE DRILLING DERRICKS			364130
870530	FIRE FIGHTING VEHICLES	35438	23958	228911
870540	CONCRETE-MIXER LORRIES	284	45898	1023702
870590	OTH SPECIAL PURPOSE MOTOR VEHL	85577	131035	1803999
870600	CHASIS WITH ENG VEH-H-8701-05		85	85
870710	BODIES/CABS FOR VEH-H-87.03	185	17	34839
870790	BODIES M-VEH H-87042190&3190	1103	599	45537
870810	BUMPERS (SHET METAL)VEH H-8701	15924	35835	193790
870821	SAFETY SEAT BELT-CAR-H-8703	26818	38831	423331
870829	PARTS/ACCE OF BODIES VH-H-8701	756561	1381290	9712139
870830	BRAKES&BRAKE PARTS-VEH H-8701	123449	129157	1215999
870840	GEAR BOXE A-TRACTOR H-87019020	306086	352053	2876101
870850	BUILD UP DRIVE AXLE V-8701,2,4	50160	87209	759921
870870	ROAD WHEELS,RIMS-CARS H-8703,4	67562	112456	1294762
870880	SUSP SYS,SHOCK ABSOR H-8703,04	211908	134341	1288871
870891	RADIATORS WITH ALUMINUM CORE	39560	38039	351920
870892	SILENCERS&EX-PIPES CARS-H-8703	15181	2052	36167
870893	UPPER&LOWER PLATE CLUTCH(CAR)	14645	18698	282106
870894	STEERING WHEELS M-CARS H-8703	21372	146302	801180
870895	SAFETY AIRBAGS INFLATER SYSTEM	138	610	2320
870899	O-PART VEH H-87012020,90,40,60	544023	837877	6787438
870911	ELECTRICAL VEHICLES		1930	9081
870919	OTH WORK TRUCK SELF PRO N-FITT		93936	197353
871000	ARMOURED CASH CARRYING VEHICLE		5817	7202
871110	COMP MOTORCYCLE C-NOT>50CC-AKF		2459	183
871120	COMP M-CYCLE CY-C-50-250CC-AKF	905816	1049291	8596524
871130	COMP M-CYCLE CYL-250-500CC-AKF	341	181	209708
871140	COMP M.CYCLE CY-500-800CC-AKF		38960	10198
871150	COMP M.CYCLE CYL C->800CC-AKF	13371	159525	23458
871160	COMP M.CYCL WIT ELEC MOTOR AKF	407	6545	96
871190	COMP O-M.CYCLE IN ANY KIT FORM		5726	665

Contd.



## 10.11 Imports by Economic Categories (Detail)

(In Thousand Rupees)

Items	March, 2019	From July, 2018	March, 2018	From July, 2017
871200 BICYCLES,OTH DELIVERY TRICYCL	104931	819702	151039	1108424
871310 INVALID CARRIAG NOT MECH PROPL	36559	472750	20002	302714
871390 OTH INVALID CARRIAG MOTORISED	7167	57513	612	14125
871410 SADDLES OF MOTORCYCLES,MOPEDS	343883	6687935	586372	5951612
871420 PART ACCE INVALID CARRIAGES	277	5324	57	1477
871491 FRAMES,FORKS & PARTS THEREOF	2	1706	891	2449
871492 WHEEL RIMS AND SPOKES	3379	37364	116	30222
871493 FREE WHEEL SPRO BICYCLE H-8712	14807	115976	13548	95422
871494 BRAK,COAST BRAK HUB,HUB BRAK	3792	27589	1429	22769
871495 OTHER, SADDLES	6634	45435	5744	43164
871496 PEDALS,CRANK-GEAR,& PARTS THOF	2716	10198	10	6478
871500 BABY CARRIAGES & PARTS THEREOF	14709	76357	14524	110423
871610 COMPO TRAILER/S-TRAILER IN AKF	114	28642		355505
871620 CMPO SELF-LOAD/UN- AG-TRA,AKF	4265	4405	2678	2680
871631 COMPONEN TANKER TRAILER IN AKF	199	57845	36179	86990
871639 COMPONEN OTH TRAILERS IN AKF	25294	725225	97163	583432
871640 COMPO OTH TRAIL/SE-TRAILER-AKF	284	36843	3043	25483
871680 COMPO FOR OTH VEH IN ANY KIT-F	9497	84333	15833	243899
871690 PARTS,TRAILER SEMI-TRAI H87.16	69167	855874	108264	555411
880100 GLIDERS AND HANG GLIDERS	27	3853	122	1252
880211 HALICOPTER UNLADN WT!>2000 KG		22481		
880212 HALICOPTER UNLADN WT>2000 KG				93799
880230 AEROPLAN UNLADN W-2000-15000KG		622937		
880240 AEROPLAN UNLADN WT >15000KG		62933		5625837
880310 PROPELLERS,ROTORS & PATS THROF	1104	20853		1705
880320 UNDER CARRIAGES/PARTS THEREOF	1955	8277	1047	10858
880330 OTH PARTS OF AEROPLANE/HELICOP	50380	443824	127032	1210579
880400 PARACHUTES AND ROTOCHUTES,PART		571	48	927
880510 AIRCRA LAUN GEAR,DECK ARRESTOR		107		
880529 OTH GROUND FLYING TRAINER PART				1130
890110 CRUISE SHIPS,BOATS FOR PERSONS		10775		281534
890120 TANKERS				30296970
890190 OTH VESSELS FOR PERSONS/GOODS		105848		1985005
890310 INFLATABLE YATCHS,VESL PLE/SPO	325	474	148	4672
890391 SAILBOATS,WITH/W-OUT AUX-MOTOR		518		
890392 MOTORBOAT,OTHN OUTBOARD M-BO	2850	10655	586	6184
890399 OTH INFLTABLE YATCHTS	319	157674	2147	22763
890400 TUGS AND PUSHER CRAFT.	31117	3406028		146146
890510 DREDGERS		13150		33987
890590 OTH LIGHT VESSELS,FLO-CRANES		77764	96791	754188
890710 OTH FLOATING INFLATABLE RAFTS		1528		
890790 OTH FLOATING STRUCTURES,TANKS		367121	271	34242
900490 OTH SPECT,GOGGLE&THE LIKE CORR	8268	108836	7182	80435
900510 BINOCULARS	3037	33708	2220	23844
900580 OTH ASTRONOMICAL INSTRUMENTS	88	22692	4374	10360
900699 O-PART,AC P-GRAPHIC F-LIGH APP	75	5803	1904	9094
900710 CINEMATOGRAPHIC CAMERAS S-R/RE		3923	17	848
900720 CINEMATOGRAPH PROJECTOR.S-R/RE		3954		16156
900791 PAR,ACC-CINEMATOGRAPHIC CAMERA	41	7852	4959	5418
900792 PARTS,ACCE CINEMATOG PROJECTOR	9176	12650		2433
900850 PROJECTORS,ENLARGERS&REDUCERS		980	51	201
900890 PARTS/ACCE OF IMAGE PROJECTORS	8	1197	268	2799
901010 APPA,EQUI AUTOMATC DEVELO FILM	7093	29518	4585	24610
901050 OTH APP EQU PHO-GRAPHIC LAB	15561	47397	277	17406
901060 PROJECTION SCREENS	11665	51008	1465	61382
901090 PART ACCE OF APP/EUIP H-90.10	1487	15452	6156	23954
901110 STEREOSCOPIIC MICROSCOPES	43	26617	2304	28994
901120 OTH MICROSCOPE P-MICROGRAPHY		5765	143	1176
901180 OTHER MICROSCOPES	7583	139400	11724	204724
901190 PART,ACCE OF OPTCAL MICROSCOPE	5965	31392	2031	6966
901210 M-SCOPE O/THN OPTIC M-SCOP APP	1488	140532	48	45568

Contd.

## 10.11 Imports by Economic Categories (Detail)

(In Thousand Rupees)

Items	March, 2019	From July, 2018	March, 2018	From July, 2017
901290 PART,ACC M-SCOPE O/THN OPTICAL	452	736	498	16831
901310 TELESCOPIC SIGHTS FITT TO ARMS		21982	43	3253
901320 LASERS OTHER THAN LASER DIODS	2882	62296	1210	54170
901380 OTH DEVICES APPLI&INSTRUMENTS	75066	513383	147527	568284
901390 PARTS,ACCE OF SUB GROUP-90.13		33021	157	9918
901410 DIRECTION FINDING COMPASSES	21	7379	597	7373
901420 INST/APPLI AERONAUTIC NAVIGATO		10333	2668	274023
901480 OTH INS/APPLI(NAVIGATIONAL)	8010	13796	1781	57903
901490 PART,ACCE OF SUB GROUP OF90.14	786	2101		1748
901510 RANGEFINDERS	3570	108365	266	45894
901520 THEODOLITES AND TACHEOMETERS	998	11939	312	21900
901530 SURVEYING LEVELS	2896	50344	4200	48862
901540 PH-GRAMMETRICAL SURVEY INS/APP		362		589
901580 OTH INS AND APPLIANC-SURVEYING	803329	2331449	270230	1718518
901590 PARTS&ACCE OF SURVEYING INSTRU	48051	532606	25836	283626
901600 BALANCES, ELECTRONIC SEN 5CG/>	3854	60660	3952	80625
901710 TEXTILE GARMENT DESIGNING MACH	3897	37820	4805	37153
901720 O-DRAWING MARK/MATH CALC INSTR	889	112119	21652	131295
901730 MICROMETERS	3148	60743	9191	58169
901780 MEASURING RODS AND TAPES	7286	170646	8455	151659
901790 PARTS/ACCE OF MEASURING INSTRU	102	5071	806	8532
901811 ELECTRO-CARDIOGRAPHS	5662	95421	3197	113288
901812 ULTRASONIC SCANNING APPARATUS	57325	885673	247313	1556385
901813 MAGNETC RESONANCE IMAGING APPA	263039	1879891	185260	1189772
901814 SCINTIGRAPHIC APPARATUS	3176	113586	727	213935
901819 OTH ELECTRO-DIAGNOSTIC APPARAT	507374	6051091	343887	5416323
901820 ULTRA VOILET/INFRA-RED RAY APP	173	20352	246	64232
901831 SYRINGES WITH NEEDLES	209800	2579041	165955	2348928
901832 TUBULAR METAL NEEDLE/NEDL SUTU	18804	337930	21686	298846
901839 DEXT/SA INFU SET W-N-TOXIC BAG	1149786	11728411	853988	8458163
901841 DENTAL DRILL ENGINES,W/C-D-EQU	23	12190	472	3382
901849 OTH;INS/APPLI, DENTAL SCIENCE	10086	210153	12070	192999
901850 OTH,OPHTHALMIC INST&APPLIANCE	64162	518716	59463	465101
901890 ANESTHESIA APPARATUS	653564	7469455	737676	9857522
901910 MECHANO-THERPY,MESSAGE/PSY APP	16815	237522	16069	268359
901920 OXYGENATOR WITH ACCESSORIES	146466	1484451	127062	1421991
902190 OTH;APP,WORN CARY,IMPL IN BODY	85753	368771	17292	244104
902212 COMPUTED TOMOGRAPHY APPARATUS	562954	2059609	162134	1660499
902213 OTH X-RAY APPA FOR DENTAL USES	632	30692	1979	61326
902214 OTH,X-RAY APP FOR MEDICAL SURG	58294	3286040	300541	3300530
902219 X-RAY APPA FOR OTHER USES	4907	361299	46140	513481
902221 APP ALPHA-B-G RADI-MEDICAL USE	30277	248405		381875
902229 APP ALPHA-BE-GA RADI-OTHER USE		44101	13738	122468
902230 X-RAY TUBES	5659	212325	16252	96272
902290 O-APP AL-B-G RADI INCL PA/ACCE	84507	605155	13938	277756
902300 APPA DESIGNED F-DEMANSTRATION	89874	1747872	176557	1474620
902410 MACH&APPLI FOR TESTING METALS	25998	118702	8826	114001
902480 O-MACH-TESTING HARDNESS/STREN	32299	452432	62738	548409
902490 PARTS&ACC-HARD/STREN TEST MACH	7658	88851	5835	66752
902511 THERMOMETERS CLINICAL	19616	100547	23252	131234
902519 OTHER THERMOMETERS/PYROMETERS	15862	197503	22408	248961
902580 HYDROMETERS	19052	269617	70640	305040
902590 PARTS ACCE INSTRUMENTS H-9025	3851	68844	9189	73651
902610 FUEL GUAGES ETC AGRI-TRACTOR	20401	575620	47623	382015
902620 APP, MEASUR/CHECK PRESSURE.	59460	1565314	65401	790942
902680 OTH,APP,MEASUR VARIATION LIQ/G	132579	1690842	300102	1877732
902690 PARTS,ACCE OF SUB GROUP 90.26.	69082	342078	15048	228198
902710 GAS/SMOKE ANALYSIS APPARATUS.	33401	297807	26592	327866
902720 CHROMATOGRAPHS/ELECTROPHOR INS	139052	728204	112992	855201
902730 SPECTRO,SPECTROPHOT-METER RADI	48609	449533	35681	541812
902750 OTH,INS.USING OPTCAL RADIATION	66468	1094579	206776	1165478

Contd.

## 10.11 Imports by Economic Categories (Detail)

(In Thousand Rupees)

Items	March, 2019	From July, 2018	March, 2018	From July, 2017
902780 OTH,INST FOR PHYSICAL CHEM ANA	219688	3707021	432792	3302136
902790 MICROTOMES;PART ACCE APP-90.27	171335	736789	58224	520594
902810 GAS METERS	235674	1363397	126284	2563748
902820 LIQUID METERS	4932	14299	310	10064
902830 ELECTRICITY METERS	1188	220870	22359	276684
902890 SHAFT/ASSEMBLY ELECTRIC METER	9383	447964	8735	501250
902910 TAXIMETERS AND PEDOMETERS	1269	9092	1213	14504
902920 SPEED INDICATOR- VEH-8703,11,4	5142	102694	10750	121356
902990 PARTS ACCE OF METERS-H-90.29	9060	151747	12727	149951
903010 INS,MEASUR IONISING RADIATIONS	43952	727235	7504	95449
903020 OSCILLOSCOPE&OSCILLOGRAPH	1966	23599	605	36107
903031 MULTIMETERS W/O RECORD DEVICE	6136	51468	4223	93223
903032 MULTIMETER WITH RECORD DEVICE	14117	64315	20759	52991
903033 BATTERY METER FOR AGR -TRACTOR	33837	239827	28750	245972
903039 O-OSCILLOSCOPE W-RECOD DEVICE	12603	140157	25415	123629
903040 OTH,INS,SPE DESI FOR TELECOMMU	31150	99643	118270	465365
903082 OTH,INS,MEASUR SEMICONDUCTOR		3079	1082	1349
903084 OTH,APPA,WITH RECORDING DEVIC	4635	87839	9025	31602
903089 OTH,INS,MEASUR ELECTRICAL QTY.	43204	431752	29442	378223
903090 PARTS ACCE OF SUB GROUP 90.30	35657	172659	5730	46744
903110 MACH BALANCING MECHANICAL PARTS	4920	57194	8305	82710
903120 TEST BENCHES	1065	47907	27001	252358
903141 OTH,OPTICAL INS CHECK SEMICODU		53		142
903149 OTH,OPTICAL INS & APPLIACES.	45069	355381	54723	584585
903180 OTH,INS APPLIANCES & MACHINES.	148105	1893411	221756	1702924
903190 PART,ACCE OF ARTICLE H- 90.31	94302	459331	30089	254692
903210 THERMOSTAT REFRIGERA / AIRCODI	71521	571867	66363	443225
903220 MANOSTAT(PRESSURE REGULATORS)	1510	14453	1780	14564
903281 OTH,INS HYDRAULIC OR PNEUMATIC	3017	29624	7925	125832
903289 TEMP CONT SWIT VEH-H-8703.2115	413469	4620162	1283942	4362323
903290 PARTS,ACCE OF ARTICLE H- 90.32	8667	251763	20259	155264
940210 DENTISTS' CHAIRS	27128	177762	5687	159910
940290 OPERATING TABLES	323386	1276292	201386	1418010
940560 ILLUMINATED SIGN,NAMPLATES,LIK	1596	252169	50142	632955
940591 PARTS OF GLASS OF CHANDELIER	34777	435282	28722	237454
940599 OTH PARTS H-NO.94.05,N.E.S.	108154	888942	102384	356100

## 10.12 Exports by Areas and Countries / Territories

(In Thousand Rupees)

Territories/Countries	March, 2019	Cumulative From July,2018	March, 2018	Cumulative From July,2017
<b>GRAND TOTALS</b>	<b>274,761,225</b>	<b>2,263,698,769</b>	<b>249,551,253</b>	<b>1,838,872,910</b>
<b>LATIN AMERICA</b>	<b>313,268</b>	<b>1,990,189</b>	<b>292,337</b>	<b>1,845,731</b>
Anguilla		520		
Antigua and Barbuda	252	12,440		2,567
Aruba	416	4,774		8,355
Bahamas	3,183	59,527	1,272	13,662
Barbados	107	37,448	9,134	24,243
British Virgin Is.		4,490		2,909
Cayman Islands	2,773	5,767	836	1,961
Cuba	16,675	94,278		124,114
Dominica	764	4,279	69	2,593
Dominican Republic	96,585	580,158	139,924	830,933
Grenada	910	12,820	688	12,679
Guadeloupe	24,715	195,949	32,791	41,578
Haiti	12,619	162,340	45,834	162,983
Jamaica	16,539	180,650	21,370	151,999
Martinique	16,087	31,755		16,210
Montserrat		546		
Netherlands Antilles		2,173	107	4,572
Puerto Rico	23,373	135,805	9,834	125,299
St.Kitts and Nevis	1,784	5,037	842	2,539
St. Lucia		11,873	78	8,729
St.Vincent/Grenadine	2,373	12,889	699	8,901
Trinidad and Tobago	94,114	433,066	28,859	298,902
Turks & Caicos Is.		486		
US.Virgin Islands		1,118		
<b>CENTRAL AMERICA</b>	<b>1,288,683</b>	<b>13,089,398</b>	<b>1,462,459</b>	<b>10,682,275</b>
Belize		419	1,007	1,252
Costa Rica	33,191	289,153	45,909	318,318
El Salvador	38,147	308,337	11,327	223,920
French West Indies	521	521		
Guatemala	27,087	520,251	93,119	656,974
Honduras	46,412	855,979	183,028	369,011
Mexico	1,021,115	9,379,278	954,894	7,587,119
Nicaragua	17,170	260,103	60,379	481,758
Panama	105,039	1,475,355	112,796	1,043,924
<b>SOUTH AMERICA</b>	<b>2,564,219</b>	<b>24,978,625</b>	<b>2,968,951</b>	<b>21,621,419</b>
Argentina	258,374	2,584,985	699,298	4,378,461
Bolivia	4,157	73,145	1,257	25,739
Bouvet Island				1,046
Brazil	789,178	6,437,166	537,276	4,208,329
Chile	530,890	6,171,760	729,081	5,194,169
Colombia	395,562	3,846,381	303,474	2,521,329
Ecuador	88,440	972,873	132,081	938,722
French Guiana		1,375		860
Guyana	146	54,422	4,157	53,278
Paraguay	67,699	572,360	124,647	895,626
Peru	333,080	3,298,276	311,445	2,592,418
Suriname	6,802	69,827	20,924	41,054
Uruguay	76,305	834,344	78,719	683,192
Venezuela,Bolivar. R	13,586	61,709	26,590	87,196
<b>NORTH AMERICA</b>	<b>51,059,642</b>	<b>411,475,175</b>	<b>39,601,093</b>	<b>310,319,051</b>
Bermuda	283	9,379	620	6,545
Canada	3,251,872	26,852,519	2,529,668	19,450,636
U.S.America	47,807,488	384,613,277	37,070,805	290,861,870
<b>EASTERN EUROPE</b>	<b>6,322,266</b>	<b>57,620,646</b>	<b>5,585,521</b>	<b>42,793,401</b>
Belarus	20,610	169,066	13,792	36,404
Bulgaria	418,052	1,814,711	179,580	1,625,019
Czech Republic	516,706	4,773,592	394,629	3,271,088

Contd.

## 10.12 Exports by Areas and Countries / Territories

(In Thousand Rupees)

Territories/Countries	March, 2019	Cumulative From July,2018	March, 2018	Cumulative From July,2017
Hungary	120,962	1,113,134	113,928	968,205
Poland	2,626,000	24,483,825	2,117,351	17,269,408
Republic of Moldova		92,445	208	42,074
Romania	298,203	2,528,206	223,411	2,187,346
Russian Federation	1,786,107	17,027,140	1,938,221	13,273,833
Slovakia/Slovak R.	32,771	599,776	24,302	203,956
Ukraine	502,856	5,018,751	580,099	3,916,067
<b>NORTHERN EUROPE</b>	<b>25,555,154</b>	<b>221,073,858</b>	<b>22,884,391</b>	<b>177,868,269</b>
Denmark	2,018,773	18,042,092	1,698,854	13,365,029
Estonia	125,710	2,027,820	189,856	1,350,260
Finland	210,838	2,597,622	228,975	2,520,402
Iceland	1,890	11,790	62	11,075
Ireland	752,185	5,906,920	695,461	5,082,572
Latvia	298,625	2,444,071	339,478	1,432,020
Lithuania	359,134	3,928,781	477,870	3,366,559
Norway	838,359	5,660,700	472,294	3,843,857
Sweden	1,535,657	13,520,429	1,213,480	11,153,818
United Kingdom	19,413,980	166,933,633	17,568,064	135,742,678
<b>SOUTHERN EUROPE</b>	<b>23,660,625</b>	<b>203,973,850</b>	<b>21,682,301</b>	<b>167,141,488</b>
Albania	24,314	408,549	40,287	373,286
Bosnia & Herzegovina	5,562	22,041	4,798	15,377
Croatia	200,305	1,492,151	278,118	1,313,872
Gibraltar	303	525		366
Greece	1,374,947	8,924,650	1,020,708	6,117,481
Italy	8,603,153	74,261,078	8,855,935	59,958,299
Macedonia	3,500	5,282		
Malta	49,529	419,507	20,121	268,671
Montenegro	34,339	1,604,314		
Portugal	2,191,831	17,523,857	2,398,656	15,320,745
San Marino		344		
Serbia	21,021	146,742	594,114	1,112,562
Slovenia	867,541	5,941,475	602,787	5,377,547
Spain	10,284,278	93,223,336	7,866,776	77,283,281
<b>WESTERN EUROPE</b>	<b>35,623,882</b>	<b>326,195,113</b>	<b>33,396,744</b>	<b>265,491,987</b>
Austria	157,209	1,377,397	172,442	1,204,108
Belgium	6,658,310	63,169,938	6,261,227	56,702,263
European Union				5,373
France	3,718,576	39,055,542	4,145,572	31,930,675
Germany	14,198,616	125,560,022	13,187,289	106,864,449
Liechtenstein		3,234	921	3,662
Luxembourg	293	15,815		10,403
Netherlands	10,754,737	95,676,131	9,430,035	67,639,774
Switzerland	136,142	1,337,035	199,258	1,131,279
<b>EASTERN AFRICA</b>	<b>8,519,173</b>	<b>70,243,772</b>	<b>8,144,641</b>	<b>69,273,842</b>
Burundi	1,470	19,218	419	11,859
Comoros	203,301	3,019,450	199,567	1,810,877
Djibouti	430,276	3,507,194	995,619	3,632,597
Eritrea		16,718		3,238
Ethiopia	68,395	412,783	14,001	62,212
Kenya	3,219,650	26,298,511	2,519,922	24,690,098
Madagascar	1,416,927	10,274,917	1,275,838	15,780,644
Malawi	9,638	178,201	7,964	53,110
Mauritius	130,097	1,687,638	146,970	1,678,471
Mayotte		16,405	3,126	10,445
Mozambique	1,090,627	7,539,087	811,448	5,740,980
Reunion	102,515	722,651	65,695	442,656
Rwanda	656	22,099	289	18,590
Seychelles	30,612	409,830	32,722	211,858
Somalia	642,730	4,040,173	610,984	4,529,590

Contd.

## 10.12 Exports by Areas and Countries / Territories

(In Thousand Rupees)

Territories/Countries	March, 2019	Cumulative From July,2018	March, 2018	Cumulative From July,2017
Uganda	23,350	176,367	6,747	138,894
U.R.of Tanzania	1,084,565	11,231,597	1,308,013	9,759,666
Zambia	4,820	72,312	817	60,455
Zimbabwe	59,545	598,622	144,499	637,602
<b>MIDDLE AFRICA</b>	<b>289,948</b>	<b>3,168,323</b>	<b>303,452</b>	<b>3,454,674</b>
Angola	69,675	1,080,611	45,570	1,129,569
Cameroon	120,812	1,134,081	209,483	1,460,207
Central African R.	289	943	943	943
Chad		2,892		2,838
Congo, Republic of		26,742	6,066	52,596
D.R.of Congo	99,172	772,333	37,707	731,287
Equatorial G.(Ri.Mi)		49,024		12,935
Gabon		93,883	3,684	57,040
Sao Tome & Principe		7,814		7,259
<b>NORTHERN AFRICA</b>	<b>2,080,474</b>	<b>16,522,481</b>	<b>2,016,369</b>	<b>13,482,256</b>
Algeria	84,260	1,272,765	270,313	1,218,991
Egypt(U.A.R.)	1,167,786	8,826,419	915,394	6,161,981
Libya	51,447	360,409	13,631	268,400
Morocco	336,962	2,338,930	276,927	1,899,357
Sudan	150,264	1,744,152	329,501	2,178,474
Tunisia	289,755	1,979,805	210,604	1,755,053
<b>SOUTHERN AFRICA</b>	<b>1,362,332</b>	<b>17,073,425</b>	<b>2,063,270</b>	<b>15,245,554</b>
Botswana	44,666	413,140	25,997	392,019
Lesotho		27,126	12,251	306,964
Namibia	7,708	104,613	4,912	65,847
South Africa	1,307,144	16,479,829	2,020,110	14,419,937
Swaziland	2,814	48,718		60,786
<b>WESTERN AFRICA</b>	<b>4,537,294</b>	<b>34,005,461</b>	<b>5,976,462</b>	<b>32,972,346</b>
Benin	683,970	4,745,760	1,015,486	5,653,041
Burkina Faso(Fr.Up.V		12,116		12,292
Cape Verde		3,000		15,198
Co,te d,Ivoire(Fr.Iv	1,102,926	3,989,758	441,183	4,373,570
Gambia	186,279	1,325,817	676,899	1,481,874
Ghana	570,898	3,959,565	513,613	3,294,888
Guinea	182,014	5,215,003	339,510	1,022,029
Guinea-Bissau	94,106	2,509,117	506,629	2,350,791
Liberia	12,263	82,767	32,377	127,834
Mali	8,679	91,298	849	13,714
Mauritania	102,898	1,036,130	339,749	1,091,407
Niger		2,965		66,422
Nigeria	203,250	4,002,077	358,206	3,742,252
Senegal	1,057,198	3,107,250	1,369,283	4,100,121
Sierra Leone	67,967	1,672,470	80,575	2,796,302
Togo	264,846	2,250,369	302,104	2,830,611
<b>EASTERN ASIA</b>	<b>32,693,019</b>	<b>242,979,103</b>	<b>28,815,824</b>	<b>192,054,129</b>
China	25,863,993	182,084,661	19,601,950	133,916,650
Hong Kong S.A.Re.Chi	1,158,346	9,773,658	1,030,754	8,573,864
Japan	1,901,069	19,654,837	2,006,951	15,471,099
Korea, Republic of	3,116,294	24,203,222	3,764,542	24,690,081
Macao.China		7,524	58	1,365
Mongolia		45,944		21,236
O.Asia(Tai.For.Pe.Ki	653,317	7,209,258	2,411,569	9,379,834
<b>SOUTH-CENTRAL ASIA</b>	<b>35,168,599</b>	<b>285,854,641</b>	<b>35,101,311</b>	<b>246,603,722</b>
Afghanistan	18,962,148	128,485,947	14,671,918	122,371,130
Bangladesh	9,989,910	77,752,874	10,666,854	58,807,176
Bhutan		32		
India	896,929	33,323,768	4,174,521	30,313,808
Iran ( Islamic R.)	8,838	2,112,453	290,055	1,715,187

Contd.

## 10.12 Exports by Areas and Countries / Territories

(In Thousand Rupees)

Territories/Countries	March, 2019	Cumulative From July,2018	March, 2018	Cumulative From July,2017
Kazakstan	881,934	7,502,736	1,575,275	5,670,101
Kyrgyzstan/Kyrgyz R.	27,969	189,596	14,603	99,436
Maldives	67,107	542,447	58,873	473,298
Nepal	8,240	77,283	62,302	313,971
Sri Lanka	4,029,253	32,596,746	3,432,300	25,805,279
Tajikistan	126,722	733,529	121,729	489,007
Turkmenistan	8,964	69,896	2,204	194,162
Uzbekistan	160,586	2,467,334	30,678	351,168
<b>SOUTH-EASTERN ASIA</b>	<b>18,345,883</b>	<b>112,638,543</b>	<b>11,864,417</b>	<b>81,365,345</b>
Brunei Darussalam	7,040	78,496	4,290	57,778
Cambodia Fr.Kampuche	672,429	3,197,604	142,302	2,201,620
Timor Leste	146,429	1,550,960	79,236	250,326
Indonesia	2,972,747	17,008,615	2,268,666	14,850,781
Lao People's D.R.	3,635	128,854	10,797	90,543
Malaysia	2,220,897	17,126,713	2,117,426	11,650,898
Myanmar	181,183	1,827,803	283,325	1,522,397
Philippines	1,885,111	15,482,288	1,041,023	9,381,383
Singapore	3,693,972	10,109,909	332,743	6,719,500
Thailand	3,534,486	21,866,802	2,539,483	11,363,088
Viet Nam	3,027,952	24,260,499	3,045,126	23,277,031
<b>WESTERN ASIA</b>	<b>22,629,973</b>	<b>189,184,976</b>	<b>25,094,355</b>	<b>161,791,408</b>
Armenia		8,630	442	9,783
Azerbaijan	202,509	1,308,919	305,668	964,083
Bahrain	649,195	5,393,660	1,217,246	4,208,845
Cyprus	161,705	545,914	128,815	460,602
Gaza Strip		56,518		218,674
Georgia	63,845	612,223	23,708	474,306
Iraq	356,145	2,784,959	302,074	1,934,497
Jordan	205,152	3,289,848	152,952	2,571,541
Kuwait	946,630	9,582,717	1,158,080	7,177,667
Lebanon	157,606	2,073,367	140,260	1,514,940
Oman	2,020,781	12,611,942	1,307,642	9,492,036
Qatar	1,162,165	9,562,585	959,638	6,882,874
Saudi Arabia	3,788,571	30,985,605	3,345,990	24,229,724
Syrian Arab Republic	201,166	1,908,126	187,412	860,791
Turkey	2,795,925	26,144,584	3,564,263	26,955,939
United Arab Emirates	8,903,147	77,267,475	11,328,688	69,139,705
Yemen	1,015,432	5,047,902	971,477	4,695,402
<b>AUSTRALIA AND NEW ZEALAND</b>	<b>2,705,514</b>	<b>27,600,377</b>	<b>2,268,793</b>	<b>24,467,222</b>
Australia	2,283,922	23,746,645	1,961,793	21,495,380
New Zealand	421,592	3,853,732	307,000	2,971,842
<b>MELANESIA</b>	<b>29,923</b>	<b>3,941,035</b>	<b>21,256</b>	<b>336,511</b>
Fiji	19,910	187,640	7,262	170,571
New Caledonia	577	2,923	279	5,364
Papua New Guinea	9,288	3,732,365	13,634	145,609
Solomon Islands		14,622		10,512
Vanuatu	149	3,485	81	4,455
<b>MICRONESIA</b>	<b>1,397</b>	<b>16,300</b>	<b>973</b>	<b>10,559</b>
Guam	1,397	16,300	932	10,519
Kiribati			40	40
<b>POLYNESIA</b>	<b>9,956</b>	<b>73,479</b>	<b>6,335</b>	<b>51,721</b>
American Samoa		495		
Cook Islands		1,912		4,401
French Polynesia	3,497	21,227	311	20,839
Samoa		23,295	6,023	26,481
Tonga	6,459	26,550		

## 10.13 Re-exports by Areas and Countries / Territories

(In Thousand Rupees)

Territories/Countries	March, 2019	Cumulative From July,2018	March, 2018	Cumulative From July,2017
<b>GRAND TOTALS</b>	<b>10,316,812</b>	<b>39,684,636</b>	<b>3,148,409</b>	<b>28,458,157</b>
<b>CENTRAL AMERICA</b>	<b>4,263</b>	<b>10,148</b>		<b>783</b>
Mexico	4,263	10,148		512
Panama				271
<b>SOUTH AMERICA</b>		<b>4,449</b>	<b>717</b>	<b>55,714</b>
Bolivia				511
Brazil		705		110
Chile		2,649	717	717
Colombia		1,095		90
Ecuador				44,883
Peru				9,403
<b>NORTH AMERICA</b>	<b>773,578</b>	<b>3,210,397</b>	<b>189,788</b>	<b>1,461,243</b>
Canada	693,816	1,068,348	10,719	174,958
U.S.America	79,762	2,142,049	179,069	1,286,286
<b>EASTERN EUROPE</b>	<b>9,349</b>	<b>338,636</b>	<b>11,993</b>	<b>374,704</b>
Belarus		66	63	652
Bulgaria		521		
Czech Republic		232,671		
Hungary	3,238	37,064	11,930	369,061
Poland	5,596	49,424		4,576
Romania	287	5,685		358
Russian Federation	228	5,005		
Slovakia/Slovak R.		341		48
Ukraine		7,859		9
<b>NORTHERN EUROPE</b>	<b>144,947</b>	<b>2,742,127</b>	<b>52,841</b>	<b>1,061,278</b>
Denmark	955	32,181	2,005	3,037
Finland	157	1,888		5,841
Ireland		513		161
Latvia		1,497		
Lithuania				373
Norway	8,941	15,327		23,431
Sweden	26,511	126,849		2,256
United Kingdom	108,383	2,563,873	50,837	1,026,179
<b>SOUTHERN EUROPE</b>	<b>28,463</b>	<b>623,419</b>	<b>6,416</b>	<b>348,669</b>
Bosnia & Herzegovina		186		
Croatia				305
Greece				2,515
Italy	12,596	557,373	3,772	274,911
Portugal	7,516	15,873		3,833
Serbia	14	14		
Slovenia			203	203
Spain	8,337	49,974	2,441	66,902
<b>WESTERN EUROPE</b>	<b>479,091</b>	<b>5,962,434</b>	<b>149,836</b>	<b>6,846,394</b>
Austria	8,471	30,880	47,055	50,473
Belgium	4,104	1,477,031	1,875	3,557,360
France	425,657	2,561,241	57,632	1,197,907
Germany	37,300	1,591,084	26,678	1,883,605
Luxembourg				32,605
Netherlands	3,399	199,059	8,494	65,062
Switzerland	160	103,139	8,101	59,382
<b>EASTERN AFRICA</b>				<b>2,043</b>

Contd.

2,043



## 10.13 Re-exports by Areas and Countries / Territories

(In Thousand Rupees)

Territories/Countries	March, 2019	Cumulative From July,2018	March, 2018	Cumulative From July,2017
Mauritius				2,043
<b>NORTHERN AFRICA</b>	<b>27,091</b>	<b>27,448</b>	<b>109,499</b>	<b>132,849</b>
Algeria	18,806	18,806	109,499	110,187
Egypt(U.A.R.)	8,286	8,643		22,662
<b>SOUTHERN AFRICA</b>		<b>724</b>		<b>57,198</b>
South Africa		724		57,198
<b>WESTERN AFRICA</b>		<b>447</b>	<b>40,767</b>	<b>44,926</b>
Benin			40,767	40,767
Guinea				4,159
Nigeria		447		
<b>EASTERN ASIA</b>	<b>309,489</b>	<b>7,124,272</b>	<b>254,132</b>	<b>9,156,489</b>
China	95,280	5,494,924	109,287	7,765,315
Hong Kong S.A.Re.Chi	20,032	178,823	19,417	487,113
Japan	183,097	1,316,087	106,056	835,941
Korea, Republic of	14	89,864	17,790	65,756
O.Asia(Tai.For.Pe.Ki	11,066	44,574	1,582	2,365
<b>SOUTH-CENTRAL ASIA</b>	<b>45,517</b>	<b>292,231</b>	<b>7,890</b>	<b>530,016</b>
Afghanistan	1,094	96,139	1,798	63,788
Bangladesh		294		298,050
India	1,900	126,065	5,855	83,073
Iran ( Islamic R.)	41,661	62,217		84,053
Kyrgyzstan/Kyrgyz R.			237	348
Sri Lanka	863	1,111		
Uzbekistan		6,405		704
<b>SOUTH-EASTERN ASIA</b>	<b>1,660,086</b>	<b>6,138,853</b>	<b>192,351</b>	<b>2,255,126</b>
Brunei Darussalam		866		
Indonesia	90,988	550,482	41,129	354,768
Malaysia	1,322,644	1,404,097	6,502	785,261
Myanmar	5,491	5,491		
Philippines	4,174	11,715	2,541	14,749
Singapore	36,490	2,504,173	77,024	515,297
Thailand	200,298	1,536,732	64,974	489,706
Viet Nam		125,297	181	95,345
<b>WESTERN ASIA</b>	<b>6,833,028</b>	<b>13,196,725</b>	<b>2,126,679</b>	<b>6,124,339</b>
Azerbaijan	178	178		11,391
Bahrain		17,176		42,422
Cyprus		17		56,672
Iraq	4,808,557	4,920,797	58,103	70,811
Jordan		2,304	1,765	1,870
Kuwait		124		5,471
Lebanon		2,547		
Oman	119,279	1,268,632	26,230	27,765
Qatar	788,486	1,060,174	17,488	239,210
Saudi Arabia	604,200	1,322,179	18,847	547,412
Turkey	21,659	219,938	9,344	121,434
United Arab Emirates	490,669	4,382,660	1,994,903	4,999,882
<b>AUSTRALIA AND NEW ZEALAND</b>	<b>1,911</b>	<b>12,327</b>	<b>5,501</b>	<b>6,386</b>
Australia	1,911	12,327	1,373	2,247
New Zealand			4,128	4,139

## 10.14 Imports by Areas and Countries / Territories

(In Thousand Rupees)

Territories/Countries	March, 2019	Cumulative From July,2018	March, 2018	Cumulative From July,2017
<b>GRAND TOTALS</b>	<b>572,815,347</b>	<b>5,371,143,296</b>	<b>588,568,485</b>	<b>4,768,998,915</b>
<b>LATIN AMERICA</b>	<b>144,552</b>	<b>1,194,837</b>	<b>554,703</b>	<b>1,683,146</b>
Anguilla			63	85
Antigua and Barbuda	564	4,424		7,235
Aruba	1,830	8,158		23,871
Bahamas	9,050	42,477	2,464	18,151
Barbados	910	7,711	1,941	16,532
British Virgin Is.		223,884		265,360
Cayman Islands		3,438		1,746
Cuba		23,752	8,072	11,998
Dominica	1,830	8,040	9,953	35,981
Dominican Republic	16,858	147,899	7,608	18,802
Saint Martin(Dutch p		490	1,491	1,730
Guadeloupe			804	865
Haiti	1,753	22,149	794	301,198
Jamaica	35,877	166,479	481,465	570,799
Martinique		7		4,508
Montserrat				1,420
Netherlands Antilles		2,350	1,418	12,657
Puerto Rico	56,468	413,300	26,170	211,015
St.Kitts and Nevis		2,618	253	85,816
Trinidad and Tobago	19,413	117,659	12,207	93,047
Turks & Caicos Is.		1		331
<b>CENTRAL AMERICA</b>	<b>1,691,160</b>	<b>10,226,725</b>	<b>1,927,763</b>	<b>7,101,570</b>
Belize		154,141	570	30,670
Costa Rica	7,799	284,125	12,778	183,785
El Salvador		45		316
French West Indies		141	5	14
Guatemala	169,920	1,175,561	202,471	968,747
Honduras	4,059	208,795	2,398	42,902
Mexico	1,507,692	8,390,147	1,707,584	5,857,866
Nicaragua		937		763
Panama	1,690	12,833	1,957	16,506
<b>SOUTH AMERICA</b>	<b>4,768,994</b>	<b>45,109,851</b>	<b>3,859,942</b>	<b>63,975,311</b>
Argentina	2,032,923	11,480,227	670,277	15,045,278
Bolivia		1,961	14	1,058
Bouvet Island		3,819	242	794
Brazil	2,540,650	29,118,455	2,756,656	43,712,103
Chile	56,927	3,249,351	296,267	2,525,760
Colombia	10,113	186,749	36,274	234,392
Ecuador		25,159	15,124	79,476
Falkland Is.Malvinas		120		
French Guiana		19,724		
Guyana		31,969	4,174	34,954
Paraguay	18,770	340,651	37,087	1,930,512
Peru	23,884	387,438	41,825	280,216
S.Georgia S.Sandw.Is	35	3,327	24	206
Suriname		2,423	19	29
Uruguay	85,263	238,090	1,936	103,307
Venezuela,Bolivar. R	430	20,388	24	27,225

Contd.

## 10.14 Imports by Areas and Countries / Territories

(In Thousand Rupees)

Territories/Countries	March, 2019	Cumulative From July,2018	March, 2018	Cumulative From July,2017
<b>NORTH AMERICA</b>	<b>33,457,189</b>	<b>311,565,119</b>	<b>37,318,010</b>	<b>279,533,387</b>
Bermuda		8,701,730		8,162,586
Canada	3,646,209	43,305,643	5,959,118	49,449,571
Greenland				30
St.Pierre & Miquelon		15,623		1
U.S.America	29,810,980	259,542,123	31,358,892	221,921,198
<b>EASTERN EUROPE</b>	<b>5,959,718</b>	<b>71,229,659</b>	<b>8,549,762</b>	<b>67,664,531</b>
Belarus	277,251	4,211,811	125,962	5,078,820
Bulgaria	120,119	1,510,082	131,928	1,705,429
Czech Republic	563,908	4,281,844	490,134	3,915,798
Hungary	387,205	3,374,681	348,540	6,836,475
				Contd.
Poland	833,975	11,068,732	944,924	7,865,709
Republic of Moldova		89,917		150,135
Romania	536,008	5,399,010	274,917	3,612,829
Russian Federation	2,380,707	29,721,293	5,143,565	23,070,727
Slovakia/Slovak R.	116,598	1,153,908	202,256	1,666,947
Ukraine	743,946	10,418,382	887,537	13,761,662
<b>NORTHERN EUROPE</b>	<b>18,612,748</b>	<b>149,418,415</b>	<b>17,563,548</b>	<b>116,254,974</b>
Denmark	756,817	9,975,783	2,516,765	12,718,365
Estonia	68,215	399,206	15,884	289,882
Faeroe Islands	159	13,955		4,527
Finland	2,073,035	17,575,717	981,913	6,269,105
Iceland	887	19,515	1,950	163,680
Ireland	663,682	7,752,151	931,307	7,195,431
Latvia	96,699	1,120,146	181,308	950,661
Lithuania	61,960	563,727	78,879	445,798
Norway	176,351	2,548,805	3,341,277	8,265,946
Svalbard/Jan May.Is.			18	711
Sweden	2,917,643	24,080,302	2,319,047	19,391,513
United Kingdom	11,797,300	85,369,107	7,195,199	60,559,355
<b>SOUTHERN EUROPE</b>	<b>8,822,338</b>	<b>82,328,827</b>	<b>9,447,316</b>	<b>71,944,893</b>
Albania		20,889	994	2,659
Andorra		706	1,099	1,119
Bosnia & Herzegovina	14,136	209,662	842	11,956
Croatia	12,275	911,295	4,955	203,503
Fr.Yugoslav R.Macedo		90,444	493	1,475
Gibraltar		4,534		
Greece	163,188	2,418,117	263,662	1,375,685
Holy See		1,158		
Italy	5,157,169	55,839,854	6,326,804	50,004,404
Malta	367	22,808	4,748	45,861
Portugal	292,485	2,173,509	321,304	2,116,447
San Marino	1,869	22,582	2,066	51,103
Serbia	6,018	91,596	38,357	131,442
Slovenia	12,981	302,738	49,589	416,833
Spain	3,161,851	20,218,935	2,432,403	17,582,405
<b>WESTERN EUROPE</b>	<b>39,257,944</b>	<b>339,274,834</b>	<b>45,931,612</b>	<b>346,669,959</b>
Austria	1,925,634	17,406,786	1,241,875	12,932,663
Belgium	3,064,260	36,041,366	2,766,496	27,617,621
				Contd.

## 10.14 Imports by Areas and Countries / Territories

(In Thousand Rupees)

Territories/Countries	March, 2019	Cumulative From July,2018	March, 2018	Cumulative From July,2017
Europien Union	8,020,860	65,221,728	8,812,720	57,841,244
France	6,330,880	46,206,221	4,340,933	36,604,273
Germany	11,641,311	105,438,508	17,365,177	101,233,681
Liechtenstein	11	4,165	6,947	22,830
Luxembourg	248,623	818,518	37,255	641,779
Monaco	521	1,241		57
Netherlands	5,795,064	36,430,519	8,949,770	86,416,527
Switzerland	2,230,780	31,705,781	2,410,440	23,359,285
<b>EASTERN AFRICA</b>	<b>7,742,648</b>	<b>71,863,711</b>	<b>7,124,287</b>	<b>54,348,370</b>
B.Indian Ocean Terr.		3,173	243	3,117
Burundi	129,259	1,218,576	121,812	1,189,666
Comoros	2,872	61,336		38,581
Djibouti		917		6,468
Eritrea	4,365	4,365		7,677
Ethiopia	61,685	742,149	149,713	940,002
Kenya	6,184,697	48,183,424	5,013,021	42,478,280
Madagascar	53,037	645,962	58,326	630,421
Malawi	104	161,623	17,013	117,966
Mauritius	12,606	1,015,155	7,812	147,780
Mayotte		10,713		
Mozambique	5,114	5,483,511	512,760	668,663
Reunion	10,076	223,906	32,545	203,914
Rwanda	602,541	4,372,298	419,151	2,922,527
Seychelles	2,924	30,823	6,503	39,841
Somalia	57,729	644,121	29,003	556,300
Uganda	390,456	2,651,606	265,351	1,742,174
U.R.of Tanzania	117,434	4,423,478	325,028	1,501,336
Zambia	88,745	1,795,731	161,556	1,062,097
Zimbabwe	19,003	190,845	4,451	91,559
				Contd.
<b>MIDDLE AFRICA</b>	<b>62,358</b>	<b>9,622,153</b>	<b>66,730</b>	<b>3,925,479</b>
Angola		878		3,140,467
Cameroon	34,981	217,978	6,822	176,041
Central African R.		1,933	1	222,191
Chad	8,447	115,414	618	20,234
Congo, Republic of	9,430	316,182	14,098	165,816
D.R.of Congo		11,298	8,595	18,948
Equatorial G.(Ri.Mi)		8,872,282	4,518	7,782
Gabon	9,499	86,189	32,078	171,074
Sao Tome & Principe				2,927
<b>NORTHERN AFRICA</b>	<b>10,174,510</b>	<b>64,557,603</b>	<b>6,216,626</b>	<b>39,827,979</b>
Algeria	195	3,985,295	2,836,413	2,875,475
Egypt(U.A.R.)	1,908,268	14,059,275	1,049,395	12,949,488
Libya	54,066	517,856	51,005	398,902
Morocco	8,076,478	44,202,083	1,944,832	21,420,815
Sudan	117,005	1,367,775	293,065	1,707,314
Tunisia	18,498	425,319	41,916	475,983
Western Sahara(Ri.De)				1
<b>SOUTHERN AFRICA</b>	<b>17,857,170</b>	<b>120,957,758</b>	<b>13,961,906</b>	<b>93,054,604</b>
Botswana	906	23,032		2,798
				Contd.

## 10.14 Imports by Areas and Countries / Territories

(In Thousand Rupees)

Territories/Countries	March, 2019	Cumulative From July,2018	March, 2018	Cumulative From July,2017
Canary Islands		7,371		18,106
French Southern Terr		6,301		
Namibia	10	184,767	64,818	240,008
South Africa	17,764,688	119,151,649	13,775,622	92,082,153
Swaziland	91,565	1,584,637	121,466	711,540
<b>WESTERN AFRICA</b>	<b>5,116,949</b>	<b>39,420,912</b>	<b>4,019,135</b>	<b>18,897,848</b>
Benin	154,730	158,640	1,022	387,307
Burkina Faso(Fr.Up.V		269,153		86,893
Cape Verde		5,372	1,722	4,975
Co,te d,Ivoire(Fr.Iv	559,372	743,965	511,395	1,423,104
Gambia	172	23,338		1,836
Ghana	1,900	295,196	26,254	223,604
Guinea	4,256,263	9,197,398	22,399	63,237
Guinea-Bissau		6,802		643
Liberia		2,389		14,233
Mali	1,368	1,368	1,738	4,498
Mauritania				517
Niger		3,632,441		
Nigeria	104,561	24,691,720	3,338,558	15,730,439
Senegal	3,318	105,205	16,557	87,643
Sierra Leone	120	15,041	4	7,217
St. Helena	21	7,864		778
Togo	35,125	265,020	99,488	860,925
<b>EASTERN ASIA</b>	<b>165,504,549</b>	<b>1,607,295,623</b>	<b>181,588,265</b>	<b>1,572,183,701</b>
China	134,686,087	1,267,242,341	138,159,201	1,252,695,195
Hong Kong S.A.Re.Chi	507,755	12,952,366	1,402,954	7,906,531
Japan	15,513,477	187,965,554	26,586,661	197,751,859
Korea D.P.Republic	110	349,280	90,682	1,884,119
Korea, Republic of	7,568,823	79,667,682	10,804,317	73,580,793
Macao.China	989	7,379		3,310
Mongolia		130		
O.Asia(Tai.For.Pe.Ki	7,227,308	59,110,891	4,544,450	38,361,893
<b>SOUTH-CENTRAL ASIA</b>	<b>30,265,817</b>	<b>269,933,363</b>	<b>30,654,655</b>	<b>227,067,960</b>
Afghanistan	5,481,071	59,449,041	1,722,839	38,723,234
Bangladesh	640,062	5,907,246	931,799	6,458,770
Bhutan		22,776	13	6,207
India	18,045,300	154,824,430	23,005,324	142,435,351
Iran ( Islamic R.)	5,218,176	39,721,991	3,789,263	30,036,514
Kazakstan		265,617	19,557	477,393
Kyrgyzstan/Kyrgyz R.		8,172	644	7,652
Maldives		31,826	2,183	2,240
Nepal	5,251	47,922		37,287
Sri Lanka	792,165	8,146,210	665,156	6,287,678
Tajikistan	702	26,674	1,669	646,332
Turkmenistan	29,813	1,205,726	485,840	1,789,810
Uzbekistan	53,277	275,733	30,369	159,493
				Contd.
<b>SOUTH-EASTERN ASIA</b>	<b>70,482,874</b>	<b>602,173,976</b>	<b>66,551,001</b>	<b>542,505,773</b>
Brunei Darussalam		77		166
Cambodia Fr.Kampuche	9,834	114,420	13,169	76,996
				Contd.

## 10.14 Imports by Areas and Countries / Territories

(In Thousand Rupees)

Territories/Countries	March, 2019	Cumulative From July,2018	March, 2018	Cumulative From July,2017
Timor Leste		39		14
Indonesia	29,032,435	245,545,502	28,413,715	205,580,447
Lao People's D.R.		105,221		3,381
Malaysia	10,283,390	102,955,466	10,249,736	94,630,697
Myanmar	70,036	182,692	20,627	397,750
Philippines	553,235	6,220,686	687,833	6,912,269
Singapore	9,523,779	79,679,028	8,564,095	94,893,501
Thailand	13,593,037	130,927,724	14,465,696	104,683,630
Viet Nam	7,417,130	36,443,123	4,136,129	35,326,921
<b>WESTERN ASIA</b>	<b>150,703,954</b>	<b>1,535,698,627</b>	<b>148,365,671</b>	<b>1,220,766,240</b>
Armenia	12,396	21,794	1,074	10,301
Azerbaijan	16,206	107,357	1,144	253,584
Bahrain	445,610	4,914,419	802,596	7,543,522
Cyprus	39,104	244,045	17,682	271,748
Gaza Strip		14,236	440	9,212
Georgia	1,537	12,984	12	3,587
Iraq	151,029	4,662,562	69,505	7,096,537
Jordan	328,299	2,895,054	189,943	2,460,537
Kuwait	15,185,149	133,810,368	9,672,605	120,447,494
Lebanon	12,751	592,783	45,657	311,741
Oman	2,998,694	61,904,232	5,436,080	67,371,244
Qatar	24,034,130	241,115,845	22,700,605	148,996,965
Saudi Arabia	29,715,092	286,196,601	36,071,035	255,838,971
Syrian Arab Republic		57,177	17,047	35,919
Turkey	5,023,796	38,152,831	3,864,311	25,007,097
United Arab Emirates	72,604,811	759,722,169	69,473,632	584,258,679
Yemen	135,351	1,274,169	2,302	849,102
<b>AUSTRALIA AND NEW ZEALAND</b>	<b>2,188,120</b>	<b>39,159,599</b>	<b>4,844,116</b>	<b>41,464,005</b>
Australia	1,233,892	34,200,333	3,666,088	34,320,778
Christmas Islands	248	20,253		1,479
Cocos (Keeling) Is.		1,618		522
Heard/Mac Donald Is.	141	141		73
New Zealand	952,773	4,916,864	1,176,726	7,069,377
Norfolk Island		7,432		4,154
US.Minor Outlying Is	1,066	12,958	1,303	67,621
<b>MELANESIA</b>	<b>1,596</b>	<b>93,785</b>	<b>19,478</b>	<b>71,146</b>
Fiji		15		22,616
New Caledonia		65,795	19,478	19,844
Papua New Guinea	1,596	19,075		16,773
Solomon Islands		7,308		5,474
Vanuatu		1,592		6,439
<b>MICRONESIA</b>	<b>151</b>	<b>11,573</b>	<b>3,928</b>	<b>6,134</b>
Guam		417		
Kiribati	150	154	3,928	5,599
Marshall Islands		1,175		535
Micronesia,F.States		8,614		
Nauru		1,211		
Palau(Fr.pacific Is)	1	1		
<b>POLYNESIA</b>	<b>7</b>	<b>6,345</b>	<b>31</b>	<b>51,904</b>
American Samoa		179		50,855
French Polynesia				13
Johnston Island		717	23	214
Pitcairn		86	7	20
Samoa		2,809		675
Tokelau		2,272	2	2
Tuvalu	7	282		126

## 10.15 Re-imports by Areas and Countries / Territories

(In Thousand Rupees)

Territories/Countries	March, 2019	Cumulative From July,2018	March, 2018	Cumulative From July,2017
<b>GRAND TOTALS</b>	<b>3,598,087</b>	<b>32,382,502</b>	<b>2,511,153</b>	<b>21,179,438</b>
<b>LATIN AMERICA</b>		4,651		17,099
Cuba				8,683
Dominican Republic		4,371		1,807
Netherlands Antilles		280		6,609
<b>CENTRAL AMERICA</b>		13,055	1,572	18,598
Belize		1,510		4,676
Guatemala		130		2,131
Honduras		9,552	858	8,906
Mexico		73		29
Nicaragua		1,789	713	2,857
<b>SOUTH AMERICA</b>	8,537	43,898	12,927	42,506
Argentina		76		29,579
Brazil	8,537	11,067	12,927	12,927
Chile		31,714		
Peru		1,041		
<b>NORTH AMERICA</b>	1,714,641	13,108,872	985,407	8,268,255
Canada	193,842	1,380,340	101,670	1,106,391
U.S.America	1,520,799	11,728,532	883,737	7,161,864
<b>EASTERN EUROPE</b>	10,168	75,902	6,434	62,083
Belarus			993	993
Bulgaria	8,168	47,588		2,407
Czech Republic		3,613		3,130
Hungary		1,141		26
Poland	2,000	22,942	4,569	48,016
Romania			871	1,934
Russian Federation				515
Slovakia/Slovak R.				5,061
Ukraine		618		
<b>NORTHERN EUROPE</b>	95,626	738,721	94,883	515,287
Denmark	1,138	60,650	19,449	56,488
Finland				2,999
Ireland		8,217		5,246
Latvia		1,820		139
Lithuania	1,075	3,275		
Norway	2,576	67,207	6,619	15,127
Sweden	19,828	169,896	27,860	125,050
United Kingdom	71,008	427,655	40,954	310,238
<b>SOUTHERN EUROPE</b>	63,371	616,769	37,580	411,748
Bosnia & Herzegovina		2,130		
Greece	7,803	58,027		6,210
Italy	32,884	430,170	35,608	325,495
Portugal	9,366	25,056		1,901
Slovenia	6,966	51,817		408
Spain	6,351	49,568	1,971	77,734
<b>WESTERN EUROPE</b>	177,395	1,101,029	60,023	658,400
Austria		4,740		1,943
Belgium	54,748	272,706	6,306	148,890
France	12,020	120,068	3,842	34,239
Germany	52,848	421,499	33,524	295,556
Netherlands	30,817	203,455	16,351	81,233
Switzerland	26,961	78,561		96,540
<b>EASTERN AFRICA</b>	1,442	14,770	10,060	28,002
B.Indian Ocean Terr.	199	199		366
Ethiopia		7,357	10,060	13,578
Kenya	1,243	1,243		
Madagascar		122		

Contd.

## 10.15 Re-imports by Areas and Countries / Territories

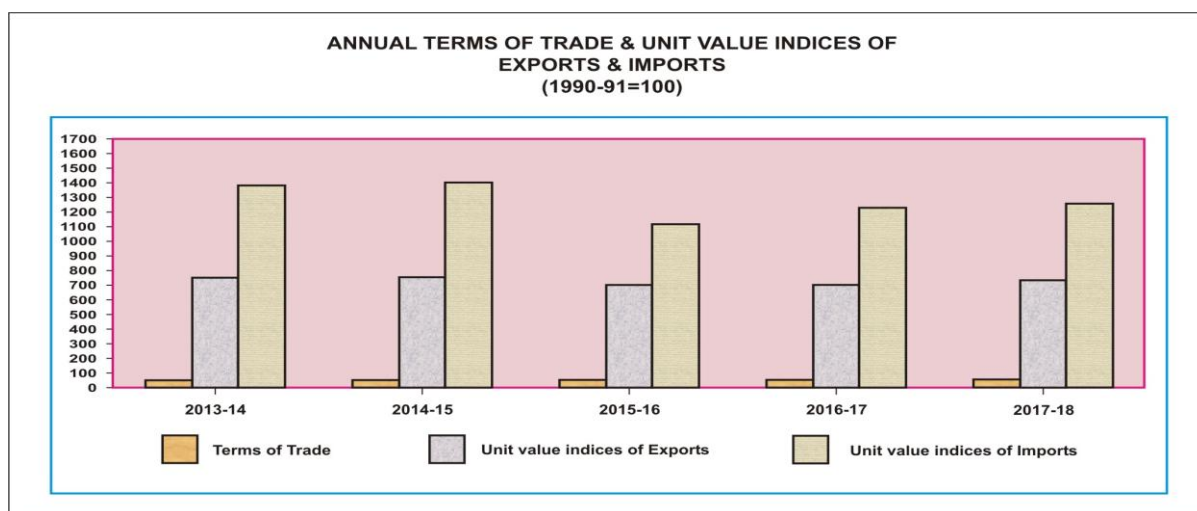
(In Thousand Rupees)

Territories/Countries	March, 2019	Cumulative From July,2018	March, 2018	Cumulative From July,2017
Mauritius		948		
Mozambique				1,176
U.R.of Tanzania		4,900		12,882
<b>NORTHERN AFRICA</b>	<b>1,249</b>	<b>8,779</b>		<b>6,838</b>
Egypt(U.A.R.)		907		472
Morocco	1,249	7,872		6,344
Tunisia				22
<b>SOUTHERN AFRICA</b>	<b>3,996</b>	<b>148,279</b>	<b>13,651</b>	<b>159,906</b>
South Africa	3,996	148,078	13,651	154,213
Swaziland		201		5,692
<b>WESTERN AFRICA</b>		<b>4,750</b>		<b>22</b>
Gambia		3,800		22
Senegal		950		
<b>EASTERN ASIA</b>	<b>805,954</b>	<b>12,063,961</b>	<b>887,390</b>	<b>7,108,290</b>
China	410,507	7,997,375	490,003	4,676,328
Hong Kong S.A.Re.Chi	49,293	439,320	4,392	217,057
Japan	219,462	1,742,336	111,480	1,186,582
Korea D.P.Republic		1,188		457
Korea, Republic of	26,868	1,346,906	224,104	588,189
O.Asia(Tai.For.Pe.Ki	99,825	536,837	57,411	439,678
<b>SOUTH-CENTRAL ASIA</b>	<b>127,682</b>	<b>1,315,975</b>	<b>116,651</b>	<b>1,060,775</b>
Bangladesh	681	17,134		11,779
India	111,548	1,188,694	98,799	888,476
Iran ( Islamic R.)	887	8,812	859	5,870
Nepal	1,139	1,139		
Sri Lanka	13,427	100,195	16,993	154,651
<b>SOUTH-EASTERN ASIA</b>	<b>286,713</b>	<b>1,549,033</b>	<b>192,086</b>	<b>1,375,600</b>
Cambodia Fr.Kampuche		1,357		
Indonesia	222,456	1,033,452	123,106	844,131
Malaysia	38,783	310,663	37,172	238,596
Philippines		12		173
Singapore	5,102	29,508	1,745	36,005
Thailand	6,382	36,309	20,408	143,993
Viet Nam	13,989	137,733	9,655	112,702
<b>WESTERN ASIA</b>	<b>143,763</b>	<b>1,137,897</b>	<b>76,339</b>	<b>1,040,374</b>
Bahrain		47,051	1,420	39,544
Cyprus		142		
Iraq		48		
Jordan		1,094		
Kuwait		682		261
Oman	1,472	4,356	2,731	10,809
Qatar	1,768	19,320		13,986
Saudi Arabia	52,581	215,368	20,555	170,195
Syrian Arab Republic	3,984	19,162	3,876	6,588
Turkey	14,507	144,457	5,507	173,957
United Arab Emirates	69,451	686,216	42,249	625,033
<b>AUSTRALIA AND NEW ZEALAND</b>	<b>157,550</b>	<b>436,163</b>	<b>16,153</b>	<b>405,080</b>
Australia	157,003	435,616	16,153	405,080
New Zealand	547	547		
<b>MICRONESIA</b>				<b>574</b>
Marshall Islands				574



### 10.16 Annual and Quarterly Terms of Trade and Unit Value Indices of Exports and Imports (1990-91=100)

Year/ Quarter	Terms of Trade	Unit Value Indices of Exports	Unit Value Indices of Imports
2013-14	54.27	752.86	1387.15
2014-15	54.43	759.21	1394.74
2015-16	57.99	705.02	1215.80
2016-17	58.64	703.39	1199.54
2017-18	58.31	735.50	1261.25
2013-14 Jul-Sep	54.54	745.76	1,367.33
Oct-Dec	54.61	745.57	1,365.33
Jan-Mar	54.80	771.50	1,407.91
Apr-Jun	53.17	748.62	1,408.02
2014-15 Jul-Sep	52.24	753.27	1,441.89
Oct-Dec	54.48	762.69	1,399.87
Jan-Mar	56.69	769.06	1,356.61
Apr-Jun	54.46	751.81	1,380.57
2015-16 Jul-Sep	54.97	712.89	1,296.84
Oct-Dec	58.35	701.89	1,202.89
Jan-Mar	59.56	703.02	1,180.31
Apr-Jun	59.36	702.28	1,183.17
2016-17 Jul-Sep	58.67	697.00	1,188.06
Oct-Dec	59.05	703.81	1,191.83
Jan-Mar	58.47	703.47	1,203.03
Apr-Jun	58.37	709.28	1,215.22
2017-18 Jul-Sep	58.76	707.53	1204.15
Oct-Dec	59.16	715.14	1208.87
Jan-Mar	58.42	751.52	1286.34
Apr-Jun	57.06	767.80	1345.64
2018-19 Jul-Sep	57.67	755.16	1309.39
Oct-Dec	59.63	795.77	1334.50
Jan-Mar	60.82	807.94	1328.50



## 10.17 Index Numbers of Unit Values of Exports by Groups ( 1990-91=100 )

Year /Quarter	All Groups	Food & Live Animals	Beverages & Tobacco	Crude Materials Inedible Except Fuels	Mineral Fuels & Lubricants	Chemicals	Manufactured Goods	Machinery & Transport Equipment	Misc. Manufactured Articles	
2013-14	752.86	954.07	1127.89	1009.57	1682.81	939.50	698.49	1650.17	700.75	
2014-15	759.21	1057.47	1148.80	999.87	1713.20	935.18	667.05	1789.37	728.76	
2015-16	705.02	944.46	1217.42	920.79	1092.25	1000.41	607.38	1873.58	774.38	
2016-17	703.39	912.62	1240.70	894.27	1136.42	1029.70	595.74	1740.35	799.30	
2017-18	735.50	1134.29	1061.25	1043.30	1485.92	1054.28	580.96	1838.42	820.87	
2013-14	Jul-Sep	745.46	919.57	1098.87	1017.68	1634.63	934.11	713.43	1624.52	674.82
	Oct-Dec	745.57	952.49	1154.15	1023.78	1640.93	928.01	698.36	1631.05	723.57
	Jan-Mar	771.50	970.48	1164.01	1042.41	1659.59	941.60	722.66	1664.20	729.32
	Apr-Jun	748.62	973.74	1094.54	954.39	1796.09	954.26	659.51	1680.90	675.29
2014-15	Jul-Sep	753.27	1027.99	1123.85	988.05	1853.14	929.85	676.38	1722.41	692.43
	Oct-Dec	762.69	1071.97	1171.54	1000.56	1862.62	935.86	677.14	1781.57	740.31
	Jan-Mar	769.06	1075.01	1148.08	1030.34	1732.30	946.52	679.02	1787.10	728.26
	Apr-Jun	751.81	1054.91	1151.73	980.52	1404.75	928.49	635.66	1866.41	754.05
2015-16	Jul-Sep	712.89	973.60	1144.34	964.35	1423.80	994.53	628.77	1955.09	730.30
	Oct-Dec	701.89	935.34	1176.96	908.48	1022.94	995.70	601.06	1858.72	782.09
	Jan-Mar	703.02	929.68	1250.14	921.27	1045.51	1021.47	599.41	1866.25	795.28
	Apr-Jun	702.28	939.22	1298.25	889.05	876.75	989.95	600.29	1814.27	789.83
2016-17	Jul-Sep	697.00	972.71	1239.28	909.02	1069.37	993.34	590.69	1780.89	762.86
	Oct-Dec	703.81	928.54	1223.96	880.70	1080.33	1032.44	597.47	1719.51	794.66
	Jan-Mar	703.47	869.54	1211.78	876.35	1228.96	1025.79	599.28	1724.91	802.38
	Apr-Jun	709.28	879.70	1287.78	910.99	1167.02	1067.24	595.50	1736.07	837.29
2017-18	Jul-Sep	707.53	983.63	1157.74	928.64	1144.95	1062.88	577.94	1718.62	821.49
	Oct-Dec	715.14	985.76	1104.99	1001.63	1400.72	1023.88	578.22	1711.85	821.12
	Jan-Mar	751.52	1249.74	1006.31	1110.20	1613.21	1062.85	585.10	1972.26	809.21
	Apr-Jun	767.80	1318.04	975.95	1132.73	1784.79	1067.51	582.59	1950.95	831.64
2018-19	Jul-Sep	755.16	1153.35	959.54	1109.62	2063.32	1110.95	586.37	1461.01	830.31
	Oct-Dec	795.77	1257.44	848.99	1024.09	2082.45	1146.10	620.96	1381.52	873.19
	Jan-Mar	807.94	1242.14	819.37	1167.73	1842.06	1095.42	629.44	1456.97	915.65

\* : Provisional

## 10.18 Index Numbers of Unit Values of Imports by Groups ( 1990-91=100 )

Year/Quarter	All groups	Food and Live animals	Beverages & Tobacco	Crude materials inedible except fuels	Mineral fuels & Lubricants	Animal or Veg. oils & Fats	Chemicals	Manufactured goods	Machinery & Transport equipment	Misc. manufactured articles
2013-14	1387.15	838.74	1446.20	1046.35	1757.91	1054.13	1098.60	899.66	1866.32	1458.63
2014-15	1394.74	891.28	1620.65	1048.08	1511.85	1037.83	1256.50	1026.39	1985.27	1854.42
2015-16	1215.80	839.11	1700.77	1031.47	919.48	1011.65	1193.67	920.53	1913.99	2376.63
2016-17	1199.54	829.56	1762.07	1019.86	811.76	1090.65	1277.08	927.03	1872.19	2494.45
2017-18	1261.25	943.23	1656.22	1020.56	1030.32	1010.73	1264.05	939.97	1913.85	2652.61
2013-14 Jul-Sep	1,367.33	839.00	1,390.72	1,064.30	1,688.69	1,075.42	1,064.27	859.80	1,865.31	1,381.34
Oct-Dec	1,365.33	840.48	1,425.20	1,052.01	1,711.56	1,054.23	1,083.40	873.38	1,875.71	1,391.17
Jan-Mar	1,407.91	849.44	1,463.98	1,072.34	1,784.71	1,061.03	1,104.26	930.61	1,937.80	1,487.18
Apr-Jun	1,408.02	826.03	1,504.91	996.75	1,846.69	1,025.83	1,142.45	934.85	1,786.47	1,574.82
2014-15 Jul-Sep	1,441.89	882.91	1,551.52	1,050.88	1,810.51	1,040.06	1,218.48	993.38	1,889.96	1,701.41
Oct-Dec	1,399.87	893.21	1,590.81	1,065.79	1,522.96	1,056.54	1,254.97	1,030.45	1,969.44	1,807.08
Jan-Mar	1,356.61	895.47	1,651.30	1,039.03	1,366.90	1,006.23	1,256.20	1,044.23	1,995.28	1,892.80
Apr-Jun	1,380.57	893.54	1,688.98	1,036.61	1,347.03	1,048.50	1,296.34	1,037.49	2,086.41	2,016.39
2015-16 Jul-Sep	1,296.84	819.90	1,670.50	994.97	1,260.75	1,032.17	1,175.87	905.12	1,926.97	2,242.88
Oct-Dec	1,202.89	824.90	1,691.32	1,109.19	912.40	1,028.06	1,141.86	929.56	1,882.96	2,372.44
Jan-Mar	1,180.31	865.60	1,747.55	1,012.94	741.34	978.61	1,210.14	924.91	1,934.80	2,434.43
Apr-Jun	1,183.17	846.04	1,693.71	1,008.77	763.42	1,007.74	1,246.79	922.51	1,911.24	2,456.76
2016-17 Jul-Sep	1,188.06	816.59	1,708.34	1,025.79	778.82	1,026.36	1,251.62	925.94	1,888.38	2,512.37
Oct-Dec	1,191.83	833.16	1,782.93	1,030.30	738.98	1,164.61	1,309.73	976.44	1,863.34	2,643.91
Jan-Mar	1,203.03	838.92	1,794.93	1,003.50	863.49	1,080.97	1,269.88	878.71	1,864.85	2,327.08
Apr-Jun	1,215.22	870.25	1,743.47	1,051.17	865.73	1,074.94	1,228.04	916.94	1,898.20	2,298.27
2017-18 Jul-Sep	1204.15	942.64	1738.68	1054.78	811.87	1032.09	1289.49	873.98	1944.40	2505.71
Oct-Dec	1208.87	946.81	1715.21	971.90	924.12	1036.51	1210.02	868.99	1891.17	2672.14
Jan-Mar	1286.34	970.36	1665.73	978.48	1121.57	974.20	1275.04	952.16	1907.81	2704.75
Apr-Jun	1345.64	913.10	1505.24	1077.07	1263.70	1000.12	1281.66	1064.75	1912.03	2727.83
2018-19 Jul-Sep	1309.39	826.75	1643.09	1087.66	1487.85	1032.99	1272.16	1011.90	1570.33	2054.76
Oct-Dec	1334.50	845.71	860.74	1088.60	1594.79	1029.84	1333.91	1110.55	1408.58	2088.00
Jan-Mar	1328.50	920.98	1378.04	1087.30	1541.60	908.17	1356.71	1136.77	1418.63	2293.25

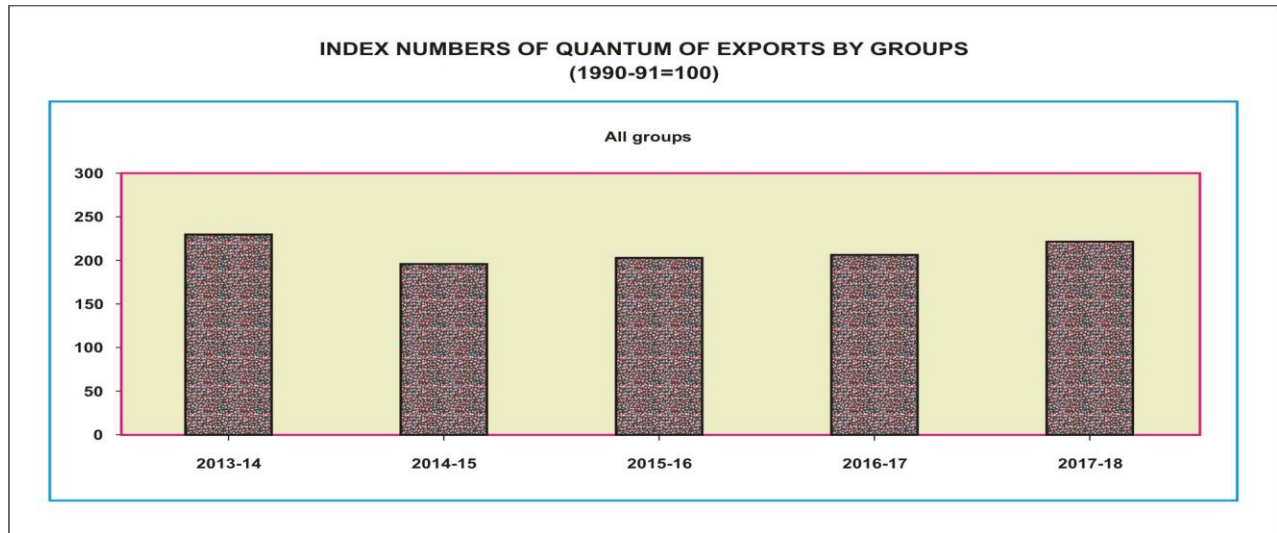
\* : Provisional

Note: Trade Indices of Imports and Terms of Trade From Jul-Sep, 2014 to Apr-Jun, 2017 has been revised

## 10.19 Index Numbers of Quantum of Exports by Groups (1990-91=100)

Year/Quarter	All groups	Food and Live animals	Beverages & Tobacco	Crude materials inedible except fuels	Mineral fuels & Lubricants	Chemicals	Manufactured goods	Machinery & Transport equipment	Misc. manufactured articles
2013-14	229.80	280.96	175.45	447.47	409.09	1,010.41	189.96	2,056.66	226.38
2014-15	195.45	224.40	100.30	264.75	176.22	973.58	181.68	3,964.39	201.19
2015-16	203.66	243.09	112.67	307.85	57.34	689.93	182.42	3,767.50	223.68
2016-17	205.68	245.54	178.92	212.90	52.17	475.61	187.22	3,305.45	235.51
2017-18	220.55	265.35	365.63	232.04	80.27	404.57	198.35	2,394.26	258.08
2013-14 Jul-Sep	242.65	254.75	215.28	392.89	1,298.61	1,052.88	213.28	1,226.96	241.61
Oct-Dec	220.69	279.96	59.50	463.12	4.22	691.05	190.14	911.18	229.81
Jan-Mar	218.37	336.65	69.11	350.89	247.03	1,153.88	186.14	4,061.10	208.14
Apr-Jun	237.48	252.47	357.92	582.97	86.50	1,143.82	170.28	2,027.38	225.97
2014-15 Jul-Sep	201.64	189.93	90.87	389.05	361.14	952.31	183.05	4,343.64	202.72
Oct-Dec	205.65	266.45	51.38	333.54	123.62	1,240.35	187.56	3,283.23	194.18
Jan-Mar	197.74	235.44	74.56	246.63	85.83	790.96	183.40	3,932.27	205.36
Apr-Jun	176.75	205.76	184.39	89.77	134.28	910.69	172.69	4,298.43	202.50
2015-16 Jul-Sep	187.10	183.52	68.33	285.36	76.97	1,029.59	176.67	3,211.01	194.95
Oct-Dec	193.24	251.95	54.14	218.76	50.57	778.60	177.06	2,601.52	204.57
Jan-Mar	228.18	303.57	179.45	528.59	70.12	467.59	186.41	3,782.17	256.89
Apr-Jun	206.13	233.33	148.74	198.69	31.70	483.95	189.54	5,475.29	238.30
2016-17 Jul-Sep	189.72	161.56	101.01	178.53	29.85	560.84	185.85	5,242.08	217.09
Oct-Dec	204.38	230.40	60.64	229.57	66.56	535.91	190.00	3,267.99	228.32
Jan-Mar	222.94	344.66	375.12	230.59	60.11	330.08	185.81	1,406.28	261.12
Apr-Jun	206.92	267.23	75.27	217.73	48.78	482.64	183.89	5,730.94	238.65
2017-18 Jul-Sep	208.83	195.97	70.63	253.13	81.81	474.05	196.73	4,311.95	242.12
Oct-Dec	217.24	261.12	1,141.54	265.85	65.50	381.88	197.94	392.41	243.71
Jan-Mar	225.06	330.85	119.06	215.19	98.96	335.44	192.78	3,812.76	261.95
Apr-Jun	231.06	273.44	131.29	194.00	74.82	426.90	205.95	1,059.91	284.53
2018-19 Jul-Sep	219.21	187.88	49.61	165.34	106.39	442.32	203.44	3,719.04	282.43
Oct-Dec	247.15	265.90	1,220.69	256.43	93.03	771.10	207.38	777.27	334.28
Jan-Mar	260.91	323.55	73.18	233.70	91.25	598.68	210.11	1,454.36	363.55

\* : Provisional

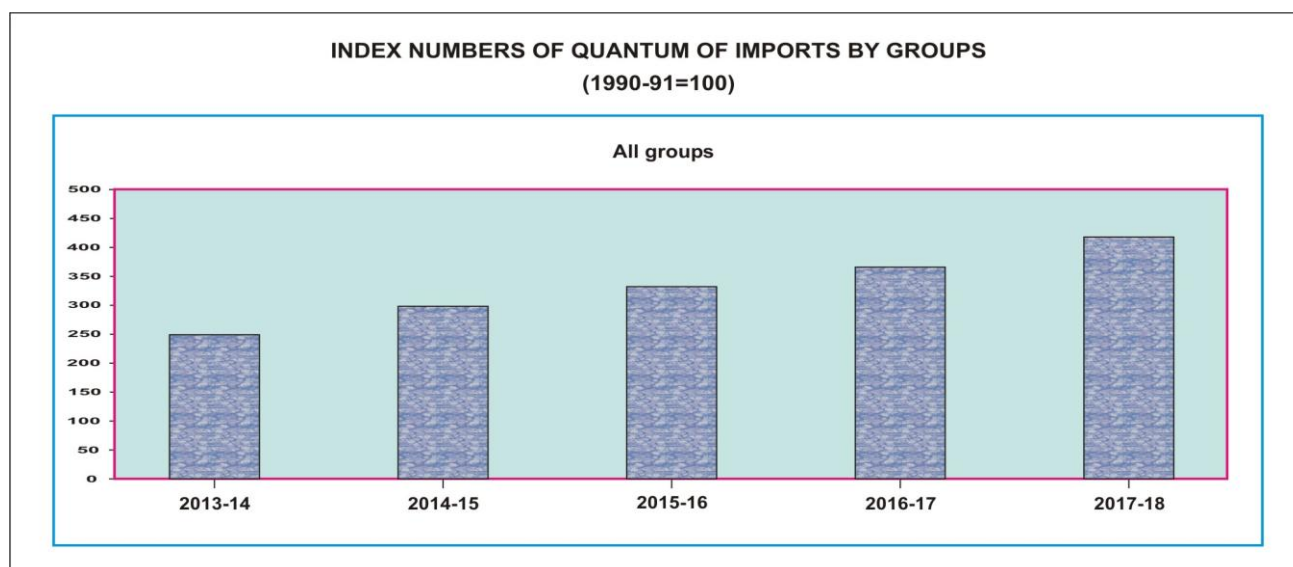


## 10.20 Index Numbers of Quantum of Imports by Groups ( 1990-91=100 )

Year/Quarter	All groups	Food and Live animals	Beverages & Tobacco	Crude materials inedible except fuels	Mineral fuels & Lubricants	Animal or Veg. oils & Fats	Chemicals	Manufactured goods	Machinery & Transport equipment	Misc. manufactured articles
2013-14	248.35	162.10	317.18	491.04	185.66	182.37	253.03	312.32	283.06	286.91
2014-15	300.36	222.61	317.90	531.02	184.42	179.33	271.01	345.01	478.50	307.93
2015-16	323.20	273.06	287.46	628.07	185.23	221.25	266.35	319.43	584.63	405.89
2016-17	363.71	273.75	288.72	624.21	216.36	204.64	282.89	364.24	650.87	403.80
2017-18	415.76	213.34	326.87	828.29	212.55	233.56	333.01	374.78	821.58	553.03
2013-14 Jul-Sep	218.67	122.34	261.56	396.94	181.66	174.34	244.11	206.78	263.81	229.50
Oct-Dec	268.58	171.23	341.53	584.51	196.34	167.22	261.77	508.73	227.47	325.11
Jan-Mar	257.81	167.02	354.12	578.98	169.03	175.06	258.75	280.99	321.79	278.09
Apr-Jun	252.54	187.81	311.51	403.73	195.60	212.84	247.49	252.77	319.16	305.94
2014-15 Jul-Sep	302.79	322.99	416.31	354.13	197.38	189.47	275.38	273.72	521.40	302.25
Oct-Dec	304.19	229.82	369.89	685.69	186.84	167.77	270.55	274.76	470.31	296.49
Jan-Mar	294.10	174.63	205.90	595.97	144.66	163.79	258.24	482.00	428.76	371.67
Apr-Jun	306.91	162.98	279.49	488.27	208.80	196.30	279.88	349.54	493.54	261.29
2015-16 Jul-Sep	297.23	292.22	311.01	375.83	171.95	212.82	245.87	284.84	513.14	407.12
Oct-Dec	361.08	311.72	251.34	598.92	173.34	224.04	302.20	347.62	635.68	489.68
Jan-Mar	311.29	245.24	298.83	876.98	162.37	223.11	229.82	310.33	469.95	357.26
Apr-Jun	382.54	243.07	288.66	660.54	233.27	225.04	287.52	334.92	719.73	369.48
2016-17 Jul-Sep	324.26	222.22	243.38	417.44	204.18	192.07	272.18	374.67	545.17	392.47
Oct-Dec	352.36	286.10	379.05	576.31	213.16	204.04	300.94	367.29	589.25	403.18
Jan-Mar	414.50	312.94	243.74	878.87	201.43	217.82	275.54	350.76	818.18	415.75
Apr-Jun	397.06	258.83	457.87	824.50	246.65	220.58	302.79	383.76	668.15	346.10
2017-18 Jul-Sep	365.92	224.57	320.56	530.50	207.04	242.68	312.75	376.46	680.17	442.11
Oct-Dec	372.07	218.61	238.51	598.41	232.48	232.29	341.87	334.21	652.45	505.88
Jan-Mar	402.37	220.53	330.98	1,051.77	192.19	227.20	324.37	364.80	726.09	602.77
Apr-Jun	522.69	189.66	417.42	1,132.47	218.48	232.05	353.04	423.65	1,227.62	661.35
2018-19 Jul-Sep	369.94	252.15	385.19	530.15	172.48	236.82	356.87	312.57	738.08	395.82
Oct-Dec	400.29	251.91	718.44	596.10	185.18	231.46	386.79	298.05	844.33	462.74
Jan-Mar	373.20	224.36	600.79	951.20	154.29	238.26	327.49	346.13	682.37	386.94

\* : Provisional

Note: Trade Indices of Imports and Terms of Trade From Jul-Sep, 2014 to Apr-Jun, 2017 has been revised



### 10.21 Trade in Services (Summary) November, 2018

Rs. In Million  
Dollars in Thousands

Description	* November, 2018		** October, 2018		% Change in November, 2018 over October, 2018	
	Rs	\$	Rs	\$	Rs	\$
Export of Services (TOTAL)	55,537.70	416,000.00	60,497.72	464,000.00	-8.20	-10.34
1. Manufacturing services on physical inputs owned by others	0.00	0.00	0.00	0.00	0.00	0.00
2. Maintenance and repair services n.i.e.	133.50	1,000.00	0.00	0.00	100.00	100.00
3. Transport	9,879.30	74,000.00	10,169.87	78,000.00	-2.86	-5.13
4. Travel	4,272.14	32,000.00	4,693.79	36,000.00	-8.98	-11.11
5. Construction services	534.02	4,000.00	912.68	7,000.00	-41.49	-42.86
6. Insurance and Pension services	400.51	3,000.00	391.15	3,000.00	2.39	0.00
7. Financial services	400.51	3,000.00	651.92	5,000.00	-38.56	-40.00
8. Charges for the use of intellectual services	133.50	1,000.00	0.00	0.00	100.00	100.00
9. Telecommunication, Computer and information services	11,080.83	83,000.00	13,299.07	102,000.00	-16.68	-18.63
10. Other business services	15,619.98	117,000.00	15,906.73	122,000.00	-1.80	-4.10
11. Personal, cultural, and recreational services	133.51	1,000.00	130.38	1,000.00	2.40	0.00
12. Government services, n.i.e.	12,949.90	97,000.00	14,342.13	110,000.00	-9.71	-11.82
Import of Services (TOTAL)	99,994.56	749,000.00	85,922.46	659,000.00	16.38	13.66
1. Manufacturing services on physical inputs owned by others	0.00	0.00	0.00	0.00	0.00	0.00
2. Maintenance and repair services n.i.e.	934.53	7,000.00	912.68	7,000.00	2.39	0.00
3. Transport	35,779.11	268,000.00	36,376.88	279,000.00	-1.64	-3.94
4. Travel	12,015.36	90,000.00	12,907.93	99,000.00	-6.91	-9.09
5. Construction services	0.00	0.00	0.00	0.00	0.00	0.00
6. Insurance and Pension services	3,337.60	25,000.00	2,607.68	20,000.00	27.99	25.00
7. Financial services	1,735.55	13,000.00	2,607.66	20,000.00	-33.44	-35.00
8. Charges for the use of intellectual services	4,405.64	33,000.00	521.53	4,000.00	744.75	725.00
9. Telecommunication, Computer and information services	4,405.62	33,000.00	4,563.41	35,000.00	-3.46	-5.71
10. Other business services	30,438.93	228,000.00	19,427.08	149,000.00	56.68	53.02
11. Personal, cultural, and recreational services	0.00	0.00	130.38	1,000.00	-100.00	-100.00
12. Government services, n.i.e.	6,942.22	52,000.00	5,867.23	45,000.00	18.32	15.56

Description	* July - November 2018		July - November 2017		% Change in July - November, 2018 over July - November, 2017	
	Rs	\$	Rs	\$	Rs	\$
Export of Services (TOTAL)	276,072.51	2,170,000.00	225,476.02	2,140,235.00	22.44	1.39
1. Manufacturing services on physical inputs owned by others	0.00	0.00	0.00	0.00	0.00	0.00
2. Maintenance and repair services n.i.e.	254.44	2,000.00	433.52	4,115.00	-41.31	-51.40
3. Transport	47,708.39	375,000.00	41,201.75	391,090.00	15.79	-4.11
4. Travel	21,373.35	168,000.00	15,593.00	148,010.00	37.07	13.51
5. Construction services	3,053.34	24,000.00	3,164.96	30,042.00	-3.53	-20.11
6. Insurance and Pension services	2,290.01	18,000.00	1,471.12	13,964.00	55.66	28.90
7. Financial services	3,689.45	29,000.00	6,733.41	63,914.00	-45.21	-54.63
8. Charges for the use of intellectual services	127.22	1,000.00	415.61	3,945.00	-69.39	-74.65
9. Telecommunication, Computer and information services	55,468.93	436,000.00	44,883.03	426,033.00	23.59	2.34
10. Other business services	70,990.08	558,000.00	57,100.38	542,001.00	24.33	2.95
11. Personal, cultural, and recreational services	636.11	5,000.00	641.90	6,093.00	-0.90	-17.94
12. Government services, n.i.e.	70,481.19	554,000.00	53,837.34	511,028.00	30.92	8.41
Import of Services (TOTAL)	458,254.96	3,602,000.00	459,024.62	4,357,095.00	-0.17	-17.33
1. Manufacturing services on physical inputs owned by others	0.00	0.00	0.00	0.00	0.00	0.00
2. Maintenance and repair services n.i.e.	4,325.56	34,000.00	1,585.22	15,047.00	172.87	125.96
3. Transport	179,510.76	1,411,000.00	168,035.15	1,595,002.00	6.83	-11.54
4. Travel	77,223.97	607,000.00	94,290.26	895,010.00	-18.10	-32.18
5. Construction services	0.00	0.00	319.95	3,037.00	-100.00	-100.00
6. Insurance and Pension services	14,376.13	113,000.00	10,324.93	98,005.00	39.24	15.30
7. Financial services	7,633.34	60,000.00	13,372.21	126,930.00	-42.92	-52.73
8. Charges for the use of intellectual services	9,668.90	76,000.00	12,010.34	114,003.00	-19.50	-33.34
9. Telecommunication, Computer and information services	22,900.03	180,000.00	20,859.21	197,997.00	9.78	-9.09
10. Other business services	115,009.01	904,000.00	108,616.32	1,030,994.00	5.89	-12.32
11. Personal, cultural, and recreational services	127.23	1,000.00	220.40	2,092.00	-42.27	-52.20
12. Government services, n.i.e.	27,480.03	216,000.00	29,390.63	278,978.00	-6.50	-22.57

\* Provisional figures based on figures provided by the State Bank of Pakistan.

\*\* Revised by SBP

Note:- SBP has switched over from BPM-5 to BPM 6th addition from July, 2014.

Note:- Dollar value is converted into Rupees on monthly average exchange rate provided by SBP.

November, 2018 (1\$=Rs.133.504122), October, 2018 (1\$=Rs. 130.383058) and November, 2017 (1\$=Rs. 105.362649) respectively.

## 10.22 Export of Services by Sectors (Detail) ( Monthly )

Rs. in Millions  
Dollars in Thousands

Description	* November, 2018		** October, 2018		November, 2017		% Change in November, 2018 over			
	Rs	\$	Rs	\$	Rs	\$	October, 2018		November, 2017	
							Rs	\$	Rs	\$
<b>Services</b>	<b><u>55,537.70</u></b>	<b><u>416,000.00</u></b>	<b><u>60,497.72</u></b>	<b><u>464,000.00</u></b>	<b><u>43,933.28</u></b>	<b><u>416,972.00</u></b>	<b>-8.20</b>	<b>-10.34</b>	<b>26.41</b>	<b>-0.23</b>
1.Manufacturing services on physical inputs owned by others	0.00	0.00	0.00	0.00	0.00	0.00	0.00	0.00	0.00	0.00
1.1 Goods for processing in reporting	0.00	0.00	0.00	0.00	0.00	0.00	0.00	0.00	0.00	0.00
1.2 Goods for processing abroad	0.00	0.00	0.00	0.00	0.00	0.00	0.00	0.00	0.00	0.00
2.Maintenance and repair services n.i.e.	133.50	1,000.00	0.00	0.00	0.53	5.00	100.00	100.00	25088.68	19900.00
3. Transport	9,879.30	74,000.00	10,169.87	78,000.00	8,113.57	77,006.00	-2.86	-5.13	21.76	-3.90
3.1 Sea transport	969.24	7,260.00	865.74	6,640.00	36.46	346.00	11.96	9.34	2558.37	1998.27
3.1.1 Passenger	0.00	0.00	0.00	0.00	0.00	0.00	0.00	0.00	0.00	0.00
3.1.2 Freight	188.24	1,410.00	183.84	1,410.00	0.00	0.00	2.39	0.00	100.00	100.00
3.1.3 Other	781.00	5,850.00	681.90	5,230.00	36.46	346.00	14.53	11.85	2042.07	1590.75
3.2 Air transport	8,390.73	62,850.00	8,377.11	64,250.00	7,484.97	71,040.00	0.16	-2.18	12.10	-11.53
3.1.1 Passenger	5,294.77	39,660.00	5,174.90	39,690.00	4,751.86	45,100.00	2.32	-0.08	11.43	-12.06
3.1.2 Freight	0.00	0.00	0.00	0.00	164.37	1,560.00	0.00	0.00	-100.00	-100.00
3.1.3 Other	3,095.96	23,190.00	3,202.21	24,560.00	2,568.74	24,380.00	-3.32	-5.58	20.52	-4.88
3.3 Road transport	455.25	3,410.00	855.31	6,560.00	588.98	5,590.00	-46.77	-48.02	-22.71	-39.00
3.3.1 Passenger	0.00	0.00	0.00	0.00	0.00	0.00	0.00	0.00	0.00	0.00
3.3.2 Freight	455.25	3,410.00	855.31	6,560.00	588.98	5,590.00	-46.77	-48.02	-22.71	-39.00
3.3.3 Other	0.00	0.00	0.00	0.00	0.00	0.00	0.00	0.00	0.00	0.00
3.4 Rail transport	0.00	0.00	0.00	0.00	0.00	0.00	0.00	0.00	0.00	0.00
3.4.1 Passenger	0.00	0.00	0.00	0.00	0.00	0.00	0.00	0.00	0.00	0.00
3.4.2 Freight	0.00	0.00	0.00	0.00	0.00	0.00	0.00	0.00	0.00	0.00
3.4.3 Other	0.00	0.00	0.00	0.00	0.00	0.00	0.00	0.00	0.00	0.00
3.5 Postal and courier services	64.08	480.00	71.71	550.00	3.16	30.00	-10.64	-12.73	1927.85	1500.00
3.6 Electricity transmission	0.00	0.00	0.00	0.00	0.00	0.00	0.00	0.00	0.00	0.00
3.7 Other supporting and auxiliary transport service	0.00	0.00	0.00	0.00	0.00	0.00	0.00	0.00	0.00	0.00
4. Travel	4,272.14	32,000.00	4,693.79	36,000.00	3,368.45	31,970.00	-8.98	-11.11	26.83	0.09
4.1 Business	38.72	290.00	10.43	80.00	36.88	350.00	271.24	262.50	4.99	-17.14
4.1.1 Acquisition of goods and services by border, seasonal, and other short-term	0.00	0.00	0.00	0.00	0.00	0.00	0.00	0.00	0.00	0.00
4.1.2 Other	38.72	290.00	10.43	80.00	36.88	350.00	271.24	262.50	4.99	-17.14
4.2 Personal	4,233.42	31,710.00	4,683.36	35,920.00	3,331.57	31,620.00	-9.61	-11.72	27.07	0.28
4.2.1 Health-related expenditure	24.03	180.00	28.68	220.00	27.39	260.00	-16.21	-18.18	-12.27	-30.77
4.2.2 Education-related expenditure	94.79	710.00	791.43	6,070.00	271.84	2,580.00	-88.02	-88.30	-65.13	-72.48
4.2.3 Other	4,114.60	30,820.00	3,863.25	29,630.00	3,032.34	28,780.00	6.51	4.02	35.69	7.09
4.2.3.1 Religious travel	0.00	0.00	0.00	0.00	0.00	0.00	0.00	0.00	0.00	0.00
4.2.3.2 Other	4,114.60	30,820.00	3,863.25	29,630.00	3,032.34	28,780.00	6.51	4.02	35.69	7.09
5.Construction services	534.02	4,000.00	912.68	7,000.00	526.18	4,994.00	-41.49	-42.86	1.49	-19.90
5.1 Construction abroad	534.02	4,000.00	912.68	7,000.00	526.18	4,994.00	-41.49	-42.86	1.49	-19.90
5.2 Construction in the compiling economy	0.00	0.00	0.00	0.00	0.00	0.00	0.00	0.00	0.00	0.00
6. Insurance and Pension services	400.51	3,000.00	391.15	3,000.00	316.61	3,005.00	2.39	0.00	26.50	-0.17
6.1 Direct Insurance	271.55	2,034.00	292.45	2,243.00	188.39	1,788.00	-7.15	-9.32	44.14	13.76
6.1.1 Life insurance	9.88	74.00	12.13	93.00	0.32	3.00	-18.55	-20.43	2987.50	2366.67
6.1.2 Freight insurance	0.00	0.00	0.00	0.00	0.00	0.00	0.00	0.00	0.00	0.00
6.1.3 Other direct insurance	261.67	1,960.00	280.32	2,150.00	188.07	1,785.00	-6.65	-8.84	39.13	9.80
6.2 Reinsurance	10.41	78.00	87.23	669.00	101.25	961.00	-88.07	-88.34	-89.72	-91.88
6.3 Auxiliary insurance services	118.55	888.00	11.47	88.00	26.97	256.00	933.57	909.09	339.56	246.88
6.4 Pension and standardized guarantee services	0.00	0.00	0.00	0.00	0.00	0.00	0.00	0.00	0.00	0.00

Contd.

## 10.22 Export of Services by Sectors (Detail) ( Monthly )

Description	Rs. in Millions Dollars in Thousands									
	* November, 2018		** October, 2018		November, 2017		% Change in November, 2018 over			
	Rs	\$	Rs	\$	Rs	\$	Rs	\$	Rs	\$
7. Financial services	400.51	3,000.00	651.92	5,000.00	737.01	6,995.00	-38.56	-40.00	-45.66	-57.11
7.1 Explicitly charged and other financial services	400.51	3000.00	651.92	5000.00	737.01	6995.00	-38.56	-40.00	-45.66	-57.11
7.2 Financial intermediation service charges indirectly measured (FISIM)	0.00	0.00	0.00	0.00	0.00	0.00	0.00	0.00	0.00	0.00
8. Charges for the use of intellectual services	133.50	1000.00	0.00	0.00	103.78	985.00	100.00	100.00	28.64	1.52
9. Telecommunication, Computer and information services	11,080.83	83,000.00	13,299.07	102,000.00	9,380.43	89,030.00	-16.68	-18.63	18.13	-6.77
9.1 Telecommunications services	2,768.88	20,740.00	3,777.20	28,970.00	3,067.10	29,110.00	-26.69	-28.41	-9.72	-28.75
9.1.1 Call centres	958.43	7179.00	1259.24	9658.00	825.83	7838.00	-23.89	-25.67	16.06	-8.41
9.1.2 Telecommunication services	1,810.45	13561.00	2517.96	19312.00	2241.27	21272.00	-28.10	-29.78	-19.22	-36.25
9.2 Computer services	8,294.60	62,130.00	9,504.92	72,900.00	6,302.79	59,820.00	-12.73	-14.77	31.60	3.86
9.2.1 Hardware consultancy services	11.61	87.00	6.52	50.00	36.98	351.00	78.07	74.00	-68.60	-75.21
9.2.2 Software consultancy services	3920.75	29368.00	4314.11	33088.00	2341.26	22221.00	-9.12	-11.24	67.46	32.16
9.2.3 Maintenance & repairs of computer	63.81	478.00	142.38	1092.00	26.34	250.00	-55.18	-56.23	142.26	91.20
9.2.4 Export / Import of Computer Software	2911.46	21808.00	3580.97	27465.00	2804.86	26621.00	-18.70	-20.60	3.80	-18.08
9.2.5 Other Computer services	1386.97	10389.00	1460.94	11205.00	1093.35	10377.00	-5.06	-7.28	26.86	0.12
9.3 Information services	17.35	130.00	16.95	130.00	10.54	100.00	2.36	0.00	64.61	30.00
9.3.1 News agency services	5.87	44.00	4.30	33.00	5.06	48.00	36.51	33.33	16.01	-8.33
9.3.2 Other information services	11.48	86.00	12.65	97.00	5.48	52.00	-9.25	-11.34	109.49	65.38
10. Other business services	15,619.98	117,000.00	15,906.73	122,000.00	11,800.51	111,999.00	-1.80	-4.10	32.37	4.47
10.1 Research and development services	191.98	1438.00	47.72	366.00	86.40	820.00	302.31	292.90	122.20	75.37
10.2 Professional and management consulting services	2,656.73	19900.00	4298.73	32970.00	2077.75	19720.00	-38.20	-39.64	27.87	0.91
10.2.1 Legal, accounting, management consulting, and public relations	1,632.76	12,230.00	3,022.28	23,180.00	1,488.77	14,130.00	-45.98	-47.24	9.67	-13.45
10.2.1.1 Legal services	237.64	1780.00	238.60	1830.00	198.08	1880.00	-0.40	-2.73	19.97	-5.32
10.2.1.2 Accounting, auditing, bookkeeping, and tax consulting services	232.30	1740.00	217.74	1670.00	391.95	3720.00	6.69	4.19	-40.73	-53.23
10.2.1.3 Business and management consulting and public relations services	1162.82	8710.00	2565.94	19680.00	898.74	8530.00	-54.68	-55.74	29.38	2.11
10.2.2 Advertising, market research, and public opinion polling	1023.98	7670.00	1276.45	9790.00	588.98	5590.00	-19.78	-21.65	73.86	37.21
10.3 Technical, trade-related and other business services	12,771.27	95,662.00	11,560.28	88,664.00	9,636.36	91,459.00	10.48	7.89	32.53	4.60
10.3.1 Architectural, engineering, scientific and other technical services	743.62	5570.00	705.37	5410.00	930.98	8836.00	5.42	2.96	-20.13	-36.96
10.3.2 Waste treatment and de-pollution, agricultural and mining services	38.72	290.00	40.42	310.00	60.06	570.00	-4.21	-6.45	-35.53	-49.12
10.3.3 Operating leasing services	0.00	0.00	1.30	10.00	1.05	10.00	-100.00	-100.00	-100.00	-100.00
10.3.4 Trade-related services	34.04	255.00	153.85	1180.00	21.18	201.00	-77.87	-78.39	60.72	26.87
10.3.5 Other business services n.i.e.	11954.89	89547.00	10659.34	81754.00	8623.09	81842.00	12.15	9.53	38.64	9.41
11. Personal, cultural, and recreational services	133.51	1,000.00	130.38	1,000.00	104.31	990.00	2.40	0.00	27.99	1.01
11.1 Audiovisual and related services	84.11	630.00	71.71	550.00	92.72	880.00	17.29	14.55	-9.29	-28.41
11.1.1 Audiovisual services	82.51	618.00	47.72	366.00	92.30	876.00	72.90	68.85	-10.61	-29.45
11.1.2 Artistic related services	1.60	12.00	23.99	184.00	0.42	4.00	-93.33	-93.48	280.95	200.00
11.2 Other personal, cultural, and recreational services	49.40	370.00	58.67	450.00	11.59	110.00	-15.80	-17.78	326.23	236.36
12. Government services, n.i.e.	12,949.90	97,000.00	14,342.13	110,000.00	9,481.90	89,993.00	-9.71	-11.82	36.57	7.79
12.1 Embassies and consulates	2923.74	21900.00	2917.97	22380.00	2954.37	28040.00	0.20	-2.14	-1.04	-21.90
12.2 Military units and agencies	559.38	4190.00	1434.21	11000.00	90.61	860.00	-61.00	-61.91	517.35	387.21
12.3 Other	9,466.78	70910.00	9989.95	76620.00	6436.92	61093.00	-5.24	-7.45	47.07	16.07

\* Provisional \*\* Revised

Note: 1. The data are presented as per BPM6(EBOPS 2010) classification aligned with IMTS 2010 classification



### 10.23 Export of Services by Sector (Detail) (Cummulative)

Rs. in Millions  
Dollars in Thousands

Description	* July - November, 2018		July - November, 2017		% Change in July - November, 2018 over July - November, 2017	
	Rs	\$	Rs	\$	Rs	\$
	<b>Services</b>	<b>276,072.51</b>	<b>2,170,000.00</b>	<b>225,476.02</b>	<b>2,140,235.00</b>	<b>22.44</b>
1.Manufacturing services on physical inputs owned by others	0.00	0.00	0.00	0.00	0.00	0.00
1.1 Goods for processing in reporting economy	0.00	0.00	0.00	0.00	0.00	0.00
1.2 Goods for processing abroad	0.00	0.00	0.00	0.00	0.00	0.00
2.Maintenance and repair services n.i.e.	254.44	2,000.00	433.52	4,115.00	-41.31	-51.40
3. Transport	47,708.39	375,000.00	41,201.75	391,090.00	15.79	-4.11
3.1 Sea transport	3,788.69	29,780.00	579.43	5,500.00	553.87	441.45
3.1.1 Passenger	0.00	0.00	0.00	0.00	0.00	0.00
3.1.2 Freight	781.15	6,140.00	29.50	280.00	2547.97	2092.86
3.1.3 Other	3,007.54	23,640.00	549.93	5,220.00	446.90	352.87
3.2 Air transport	40,844.74	321,050.00	37,284.80	353,910.00	9.55	-9.28
3.1.1 Passenger	24,313.47	191,110.00	23,866.23	226,540.00	1.87	-15.64
3.1.2 Freight	19.08	150.00	821.74	7,800.00	-97.68	-98.08
3.1.3 Other	16,512.19	129,790.00	12,596.83	119,570.00	31.08	8.55
3.3 Road transport	2,942.65	23,130.00	3,203.73	30,410.00	-8.15	-23.94
3.3.1 Passenger	0.00	0.00	0.00	0.00	0.00	0.00
3.3.2 Freight	2,942.65	23,130.00	3,203.73	30,410.00	-8.15	-23.94
3.3.3 Other	0.00	0.00	0.00	0.00	0.00	0.00
3.4 Rail transport	1.27	10.00	9.48	90.00	-86.60	-88.89
3.4.1 Passenger	0.00	0.00	0.00	0.00	0.00	0.00
3.4.2 Freight	0.00	0.00	0.00	0.00	0.00	0.00
3.4.3 Other	1.27	10.00	9.48	90.00	-86.60	-88.89
3.5 Postal and courier services	131.04	1,030.00	124.31	1,180.00	5.41	-12.71
3.6 Electricity transmission	0.00	0.00	0.00	0.00	0.00	0.00
3.7 Other supporting and auxiliary transport service	0.00	0.00	0.00	0.00	0.00	0.00
4. Travel	21,373.35	168,000.00	15,593.00	148,010.00	37.07	13.51
4.1 Business	306.61	2,410.00	129.58	1,230.00	136.62	95.93
4.1.1 Acquisition of goods and services by border, seasonal, and other short-term workers	0.00	0.00	0.00	0.00	0.00	0.00
4.1.2 Other	306.61	2,410.00	129.58	1,230.00	136.62	95.93
4.2 Personal	21,066.74	165,590.00	15,463.42	146,780.00	36.24	12.82
4.2.1 Health-related expenditure	225.18	1,770.00	96.92	920.00	132.34	92.39
4.2.2 Education-related expenditure	1,095.38	8,610.00	567.84	5,390.00	92.90	59.74
4.2.3 Other	19,746.18	155,210.00	14,798.66	140,470.00	33.43	10.49
4.2.3.1 Religious travel	23.41	184.00	11.48	109.00	103.92	68.81
4.2.3.2 Other	19,722.77	155,026.00	14,787.18	140,361.00	33.38	10.45
5.Construction services	3,053.34	24,000.00	3,164.96	30,042.00	-3.53	-20.11
5.1 Construction abroad	3,053.34	24,000.00	3,164.96	30,042.00	-3.53	-20.11
5.2 Construction in the compiling economy	0.00	0.00	0.00	0.00	0.00	0.00
6. Insurance and Pension services	2,290.01	18,000.00	1,471.12	13,964.00	55.66	28.90
6.1 Direct Insurance	1,348.69	10,601.00	818.15	7,766.00	64.85	36.51
6.1.1 Life insurance	39.57	311.00	30.76	292.00	28.64	6.51
6.1.2 Freight insurance	50.89	400.00	1.05	10.00	4746.67	3900.00
6.1.3 Other direct insurance	1,258.23	9,890.00	786.34	7,464.00	60.01	32.50
6.2 Reinsurance	725.17	5,700.00	531.71	5,047.00	36.38	12.94
6.3 Auxiliary insurance services	216.15	1,699.00	121.26	1,151.00	78.25	47.61
6.4 Pension and standardized guarantee services	0.00	0.00	0.00	0.00	0.00	0.00

Contd.

### 10.23 Export of Services by Sector (Detail) (Cummulative)

Rs. in Millions  
Dollars in Thousands

Description	* July - November, 2018		July - November, 2017		% Change in July - November, 2018 over July - November, 2017	
	Rs	\$	Rs	\$	Rs	\$
	7. Financial services	3,689.45	29,000.00	6,733.41	63,914.00	-45.21
7.1 Explicitly charged and other financial services	3,689.45	29,000.00	6,733.41	63,914.00	-45.21	-54.63
7.2 Financial intermediation service charges indirectly measured (FISIM)	0.00	0.00	0.00	0.00	0.00	0.00
8. Charges for the use of intellectual services	127.22	1,000.00	415.61	3,945.00	-69.39	-74.65
9. Telecommunication, Computer and information services	55,468.93	436,000.00	44,883.03	426,033.00	23.59	2.34
9.1 Telecommunications services	15,157.27	119,140.00	15,668.12	148,723.00	-3.26	-19.89
9.1.1 Call centres	5,128.59	40,312.00	4,003.76	38,004.00	28.09	6.07
9.1.2 Telecommunication services	10,028.68	78,828.00	11,664.36	110,719.00	-14.02	-28.80
9.2 Computer services	40,235.33	316,260.00	29,141.16	276,610.00	38.07	14.33
9.2.1 Hardware consultancy services	89.56	704.00	230.19	2,185.00	-61.09	-67.78
9.2.2 Software consultancy services	18,146.23	142,634.00	12,355.47	117,279.00	46.87	21.62
9.2.3 Maintenance & repairs of computer	367.16	2,886.00	72.06	684.00	409.52	321.93
9.2.4 Export / Import of Computer Software	15,130.05	118,926.00	12,000.01	113,905.00	26.08	4.41
9.2.5 Other Computer services	6,502.33	51,110.00	4,483.43	42,557.00	45.03	20.10
9.3 Information services	76.33	600.00	73.75	700.00	3.50	-14.29
9.3.1 News agency services	33.84	266.00	27.92	265.00	21.20	0.38
9.3.2 Other information services	42.49	334.00	45.83	435.00	-7.29	-23.22
10. Other business services	70,990.08	558,000.00	57,100.38	542,001.00	24.33	2.95
10.1 Research and development services	708.25	5,567.00	402.97	3,825.00	75.76	45.54
10.2 Professional and management consulting services	16280.65	127970.00	11220.94	106510.00	45.09	20.15
10.2.1 Legal, accounting, management consulting, and public relations	11,233.73	88,300.00	7,800.19	74,040.00	44.02	19.26
10.2.1.1 Legal services	1,075.03	8,450.00	793.29	7,530.00	35.52	12.22
10.2.1.2 Accounting, auditing, bookkeeping, and tax consulting services	1,339.65	10,530.00	1,399.06	13,280.00	-4.25	-20.71
10.2.1.3 Business and management consulting and public relations services	8,819.05	69,320.00	5,607.84	53,230.00	57.26	30.23
10.2.2 Advertising, market research, and public opinion polling	5,046.91	39,670.00	3,420.75	32,470.00	47.54	22.17
10.3 Technical, trade-related and other business services	54,001.18	424,463.00	45,476.47	431,666.00	18.75	-1.67
10.3.1 Architectural, engineering, scientific and other technical services	4,376.45	34,400.00	3,415.59	32,421.00	28.13	6.10
10.3.2 Waste treatment and de-pollution, agricultural and mining services	142.49	1,120.00	184.36	1,750.00	-22.71	-36.00
10.3.3 Operating leasing services	2.54	20.00	10.54	100.00	-75.90	-80.00
10.3.4 Trade-related services	311.57	2,449.00	211.12	2,004.00	47.58	22.21
10.3.5 Other business services n.i.e.	49,168.13	386,474.00	41,654.86	395,391.00	18.04	-2.26
11. Personal, cultural, and recreational services	636.11	5,000.00	641.90	6,093.00	-0.90	-17.94
11.1 Audiovisual and related services	395.66	3,110.00	591.86	5,618.00	-33.15	-44.64
11.1.1 Audiovisual services	333.96	2,625.00	591.44	5,614.00	-43.53	-53.24
11.1.2 Artistic related services	61.70	485.00	0.42	4.00	14590.48	12025.00
11.2 Other personal, cultural, and recreational services	240.45	1,890.00	50.04	475.00	380.52	297.89
12. Government services, n.i.e.	70,481.19	554,000.00	53,837.34	511,028.00	30.92	8.41
12.1 Embassies and consulates	13,853.24	108,890.00	15,308.56	145,310.00	-9.51	-25.06
12.2 Military units and agencies	12,603.92	99,070.00	9,363.60	88,880.00	34.61	11.46
12.3 Other	44,024.03	346,040.00	29,165.18	276,838.00	50.95	25.00

\* Provisional

Note: 1. The data are presented as per BPM6(EBOPS 2010) classification aligned with IMTS 2010 classification

### 10.24 Import of Services by Sectors (Detail) ( Monthly )

Description	Rs. in Millions Dollars in Thousands									
	* November, 2018		** October, 2018		November, 2017		% Change in November, 2018 over			
	Rs	\$	Rs	\$	Rs	\$	October, 2018		November, 2017	
							Rs	\$	Rs	\$
<b>Services</b>	<b>99,994.56</b>	<b>749,000.00</b>	<b>85,922.46</b>	<b>659,000.00</b>	<b>102,732.33</b>	<b>975,035.00</b>	<b>16.38</b>	<b>13.66</b>	<b>-2.66</b>	<b>-23.18</b>
1.Manufacturing services on physical inputs owned by others	0.00	0.00	0.00	0.00	0.00	0.00	0.00	0.00	0.00	0.00
1.1 Goods for processing in reporting economy	0.00	0.00	0.00	0.00	0.00	0.00	0.00	0.00	0.00	0.00
1.2 Goods for processing abroad	0.00	0.00	0.00	0.00	0.00	0.00	0.00	0.00	0.00	0.00
2.Maintenance and repair services n.i.e.	934.53	7,000.00	912.68	7,000.00	317.67	3,015.00	2.39	0.00	194.18	132.17
3. Transport	35,779.11	268,000.00	36,376.88	279,000.00	38,141.40	362,001.00	-1.64	-3.94	-6.19	-25.97
3.1 Sea transport	21,437.96	160,579.00	22,135.14	169,770.00	23,349.42	221,610.00	-3.15	-5.41	-8.19	-27.54
3.1.1 Passenger	0.00	0.00	0.00	0.00	0.00	0.00	0.00	0.00	0.00	0.00
3.1.2 Freight	19,565.03	146,550.00	20,335.85	155,970.00	21,970.22	208,520.00	-3.79	-6.04	-10.95	-29.72
3.1.3 Other	1,872.93	14,029.00	1,799.29	13,800.00	1,379.20	13,090.00	4.09	1.66	35.80	7.17
3.2 Air transport	14,055.32	105,280.00	13,791.92	105,780.00	14,541.11	138,010.00	1.91	-0.47	-3.34	-23.72
3.1.1 Passenger	10,891.27	81,580.00	10,636.65	81,580.00	11,846.98	112,440.00	2.39	0.00	-8.07	-27.45
3.1.2 Freight	1,644.77	12,320.00	1,805.81	13,850.00	2,076.70	19,710.00	-8.92	-11.05	-20.80	-37.49
3.1.3 Other	1,519.28	11,380.00	1,349.46	10,350.00	617.43	5,860.00	12.58	9.95	146.07	94.20
3.3 Road transport	56.47	423.00	133.90	1,027.00	177.43	1,684.00	-57.83	-58.81	-68.17	-74.88
3.3.1 Passenger	0.00	0.00	0.00	0.00	0.00	0.00	0.00	0.00	0.00	0.00
3.3.2 Freight	56.47	423.00	133.90	1,027.00	136.34	1,294.00	-57.83	-58.81	-58.58	-67.31
3.3.3 Other	0.00	0.00	0.00	0.00	41.09	390.00	0.00	0.00	-100.00	-100.00
3.4 Rail transport	30.44	228.00	72.10	553.00	73.44	697.00	-57.78	-58.77	-58.55	-67.29
3.4.1 Passenger	30.44	228.00	72.10	553.00	73.44	697.00	-57.78	-58.77	-58.55	-67.29
3.4.2 Freight	0.00	0.00	0.00	0.00	0.00	0.00	0.00	0.00	0.00	0.00
3.4.3 Other	0.00	0.00	0.00	0.00	0.00	0.00	0.00	0.00	0.00	0.00
3.5 Postal and courier services	198.92	1,490.00	243.82	1,870.00	0.00	0.00	-18.42	-20.32	100.00	100.00
3.6 Electricity transmission	0.00	0.00	0.00	0.00	0.00	0.00	0.00	0.00	0.00	0.00
3.7 Other supporting and auxiliary transport service	0.00	0.00	0.00	0.00	0.00	0.00	0.00	0.00	0.00	0.00
4. Travel	12,015.36	90,000.00	12,907.93	99,000.00	14,224.49	135,005.00	-6.91	-9.09	-15.53	-33.34
4.1 Business	233.63	1,750.00	156.46	1,200.00	532.61	5,055.00	49.32	45.83	-56.13	-65.38
4.1.1 Acquisition of goods and services by border, seasonal, and other short-term	0.00	0.00	0.00	0.00	0.00	0.00	0.00	0.00	0.00	0.00
4.1.2 Other	233.63	1,750.00	156.46	1,200.00	532.61	5,055.00	49.32	45.83	-56.13	-65.38
4.2 Personal	11,781.73	88,250.00	12,751.47	97,800.00	13,691.88	129,950.00	-7.60	-9.76	-13.95	-32.09
4.2.1 Health-related expenditure	21.36	160.00	32.60	250.00	25.29	240.00	-34.48	-36.00	-15.54	-33.33
4.2.2 Education-related expenditure	1,404.46	10,520.00	1,101.74	8,450.00	1,107.36	10,510.00	27.48	24.50	26.83	0.10
4.2.3 Other	10,355.91	77,570.00	11,617.13	89,100.00	12,559.23	119,200.00	-10.86	-12.94	-17.54	-34.92
4.2.3.1 Religious travel	971.64	7,278.00	864.70	6,632.00	708.14	6,721.00	12.37	9.74	37.21	8.29
4.2.3.2 Other	9,384.27	70,292.00	10,752.43	82,468.00	11,851.09	112,479.00	-12.72	-14.76	-20.82	-37.51
5.Construction services	0.00	0.00	0.00	0.00	4.43	42.00	0.00	0.00	-100.00	-100.00
5.1 Construction abroad	0.00	0.00	0.00	0.00	0.00	0.00	0.00	0.00	0.00	0.00
5.2 Construction in the compiling economy	0.00	0.00	0.00	0.00	4.43	42.00	0.00	0.00	-100.00	-100.00
6. Insurance and Pension services	3,337.60	25,000.00	2,607.68	20,000.00	2,318.51	22,005.00	27.99	25.00	43.95	13.61
6.1 Direct Insurance	2,069.58	15,502.00	327.01	2,508.00	491.94	4,669.00	532.88	518.10	320.70	232.02
6.1.1 Life insurance	105.74	792.00	0.00	0.00	2.00	19.00	100.00	100.00	5187.00	4068.42
6.1.2 Freight insurance	295.04	2,210.00	222.96	1,710.00	368.77	3,500.00	32.33	29.24	-19.99	-36.86
6.1.3 Other direct insurance	1,668.80	12,500.00	104.05	798.00	121.17	1,150.00	1503.84	1466.42	1277.24	986.96
6.2 Reinsurance	1,229.04	9,206.00	2,258.50	17,322.00	1,796.96	17,055.00	-45.58	-46.85	-31.60	-46.02
6.3 Auxiliary insurance services	38.98	292.00	22.17	170.00	29.61	281.00	75.82	71.76	31.64	3.91
6.4 Pension and standardized guarantee services	0.00	0.00	0.00	0.00	0.00	0.00	0.00	0.00	0.00	0.00

Contd.

### 10.24 Import of Services by Sectors (Detail) ( Monthly )

Description	Rs. in Millions Dollars in Thousands									
	* November, 2018		** October, 2018		November, 2017		% Change in November, 2018 over			
	Rs	\$	Rs	\$	Rs	\$	Rs	\$	Rs	\$
7. Financial services	1,735.55	13,000.00	2,607.66	20,000.00	2,736.27	25,970.00	-33.44	-35.00	-36.57	-49.94
7.1 Explicitly charged and other financial services	1,735.55	13,000.00	2,607.66	20,000.00	2,736.27	25,970.00	-33.44	-35.00	-36.57	-49.94
7.2 Financial intermediation service charges indirectly measured (FISIM)	0.00	0.00	0.00	0.00	0.00	0.00	0.00	0.00	0.00	0.00
8. Charges for the use of intellectual services	4,405.64	33,000.00	521.53	4,000.00	2,739.22	25,998.00	744.75	725.00	60.84	26.93
9. Telecommunication, Computer and information services	4,405.62	33,000.00	4,563.41	35,000.00	3,687.92	35,002.00	-3.46	-5.71	19.46	-5.72
9.1 Telecommunications services	877.12	6,570.00	1,139.55	8,740.00	1,064.17	10,100.00	-23.03	-24.83	-17.58	-34.95
9.1.1 Call centres	0.00	0.00	0.13	1.00	0.11	1.00	-100.00	-100.00	-100.00	-100.00
9.1.2 Telecommunication services	877.12	6,570.00	1,139.42	8,739.00	1,064.06	10,099.00	-23.02	-24.82	-17.57	-34.94
9.2 Computer services	3,416.36	25,590.00	3,302.60	25,330.00	2,497.31	23,702.00	3.44	1.03	36.80	7.97
9.2.1 Hardware consultancy services	0.53	4.00	0.00	0.00	10.11	96.00	100.00	100.00	-94.76	-95.83
9.2.2 Software consultancy services	932.79	6,987.00	1,046.98	8,030.00	691.71	6,565.00	-10.91	-12.99	34.85	6.43
9.2.3 Maintenance & repairs of computer	0.93	7.00	17.73	136.00	62.27	591.00	-94.75	-94.85	-98.51	-98.82
9.2.4 Export / Import of Computer Software	2,066.91	15,482.00	1,913.50	14,676.00	1,715.94	16,286.00	8.02	5.49	20.45	-4.94
9.2.5 Other Computer services	415.20	3,110.00	324.39	2,488.00	17.28	164.00	27.99	25.00	2302.78	1796.34
9.3 Information services	112.14	840.00	121.26	930.00	126.44	1,200.00	-7.52	-9.68	-11.31	-30.00
9.3.1 News agency services	108.54	813.00	117.74	903.00	100.52	954.00	-7.81	-9.97	7.98	-14.78
9.3.2 Other information services	3.60	27.00	3.52	27.00	25.92	246.00	2.27	0.00	-86.11	-89.02
10. Other business services	30,438.93	228,000.00	19,427.08	149,000.00	31,081.14	294,992.00	56.68	53.02	-2.07	-22.71
10.1 Research and development services	82.77	620.00	7.82	60.00	32.14	305.00	958.44	933.33	157.53	103.28
10.2 Professional and management consulting services	1,536.63	11,510.00	1,156.50	8,870.00	2,241.06	21,270.00	32.87	29.76	-31.43	-45.89
10.2.1 Legal, accounting, management consulting, and public relations	1,218.89	9,130.00	854.01	6,550.00	2,061.94	19,570.00	42.73	39.39	-40.89	-53.35
10.2.1.1 Legal services	146.85	1,100.00	224.26	1,720.00	717.52	6,810.00	-34.52	-36.05	-79.53	-83.85
10.2.1.2 Accounting, auditing, bookkeeping, and tax consulting services	0.00	0.00	9.13	70.00	9.48	90.00	-100.00	-100.00	-100.00	-100.00
10.2.1.3 Business and management consulting and public relations services	1,072.04	8,030.00	620.62	4,760.00	1,334.94	12,670.00	72.74	68.70	-19.69	-36.62
10.2.2 Advertising, market research, and public opinion polling	317.74	2,380.00	302.49	2,320.00	179.12	1,700.00	5.04	2.59	77.39	40.00
10.3 Technical, trade-related and other business services	28,819.53	215,870.00	18,262.76	140,070.00	28,807.94	273,417.00	57.80	54.12	0.04	-21.05
10.3.1 Architectural, engineering, scientific and other technical services	662.18	4,960.00	1,151.28	8,830.00	5,213.34	49,480.00	-42.48	-43.83	-87.30	-89.98
10.3.2 Waste treatment and de-pollution, agricultural and mining services	0.00	0.00	118.65	910.00	0.00	0.00	-100.00	-100.00	0.00	0.00
10.3.3 Operating leasing services	1,092.06	8,180.00	1,296.01	9,940.00	2,094.61	19,880.00	-15.74	-17.71	-47.86	-58.85
10.3.4 Trade-related services	10.55	79.00	0.00	0.00	176.38	1,674.00	100.00	100.00	-94.02	-95.28
10.3.5 Other business services n.i.e.	27,054.74	202,651.00	15,696.82	120,390.00	21,323.61	202,383.00	72.36	68.33	26.88	0.13
11. Personal, cultural, and recreational services	0.00	0.00	130.38	1,000.00	0.74	7.00	-100.00	-100.00	-100.00	-100.00
11.1 Audiovisual and related services	0.00	0.00	21.25	163.00	0.21	2.00	-100.00	-100.00	-100.00	-100.00
11.1.1 Audiovisual services	0.00	0.00	21.25	163.00	0.21	2.00	-100.00	-100.00	-100.00	-100.00
11.1.2 Artistic related services	0.00	0.00	0.00	0.00	0.00	0.00	0.00	0.00	0.00	0.00
11.2 Other personal, cultural, and recreational services	0.00	0.00	109.13	837.00	0.53	5.00	-100.00	-100.00	-100.00	-100.00
12. Government services, n.i.e.	6,942.22	52,000.00	5,867.23	45,000.00	7,480.54	70,998.00	18.32	15.56	-7.20	-26.76
12.1 Embassies and consulates	1,301.67	9,750.00	1,165.62	8,940.00	888.21	8,430.00	11.67	9.06	46.55	15.66
12.2 Military units and agencies	26.70	200.00	1.30	10.00	60.06	570.00	1953.85	1900.00	-55.54	-64.91
12.3 Other	5,613.85	42,050.00	4,700.31	36,050.00	6,532.27	61,998.00	19.44	16.64	-14.06	-32.18

\* Provisional \*\* Revised

Note: 1. The data are presented as per BPM6(EBOPS 2010) classification aligned with IMTS 2010 classification

### 10.25 Import of Services by Sector (Detail) (Cumulative)

Rs. in Millions  
Dollars in Thousands

Description	* July - November, 2018		July - November, 2017		% Change in July - November, 2018 over July - November, 2017	
	Rs	\$	Rs	\$	Rs	\$
	<b>Services</b>	<b><u>458,254.96</u></b>	<b><u>3,602,000.00</u></b>	<b><u>459,024.62</u></b>	<b><u>4,357,095.00</u></b>	<b>-0.17</b>
1.Manufacturing services on physical inputs owned by others	0.00	0.00	0.00	0.00	0.00	0.00
1.1 Goods for processing in reporting economy	0.00	0.00	0.00	0.00	0.00	0.00
1.2 Goods for processing abroad	0.00	0.00	0.00	0.00	0.00	0.00
2.Maintenance and repair services n.i.e.	4,325.56	34,000.00	1,585.22	15,047.00	172.87	125.96
3. Transport	179,510.76	1,411,000.00	168,035.15	1,595,002.00	6.83	-11.54
3.1 Sea transport	104,642.56	822,517.00	104,830.62	995,060.00	-0.18	-17.34
3.1.1 Passenger	0.00	0.00	0.00	0.00	0.00	0.00
3.1.2 Freight	94,694.15	744,320.00	97,353.86	924,090.00	-2.73	-19.45
3.1.3 Other	9,948.41	78,197.00	7,476.76	70,970.00	33.06	10.18
3.2 Air transport	73,787.70	579,990.00	61,543.98	584,180.00	19.89	-0.72
3.1.1 Passenger	59,205.47	465,370.00	47,837.81	454,080.00	23.76	2.49
3.1.2 Freight	8,815.24	69,290.00	10,534.05	99,990.00	-16.32	-30.70
3.1.3 Other	5,766.99	45,330.00	3,172.12	30,110.00	81.80	50.55
3.3 Road transport	424.41	3,336.00	1,017.69	9,660.00	-58.30	-65.47
3.3.1 Passenger	0.00	0.00	0.00	0.00	0.00	0.00
3.3.2 Freight	424.41	3,336.00	716.39	6,800.00	-40.76	-50.94
3.3.3 Other	0.00	0.00	301.30	2,860.00	-100.00	-100.00
3.4 Rail transport	228.62	1,797.00	385.80	3,662.00	-40.74	-50.93
3.4.1 Passenger	228.62	1,797.00	385.80	3,662.00	-40.74	-50.93
3.4.2 Freight	0.00	0.00	0.00	0.00	0.00	0.00
3.4.3 Other	0.00	0.00	0.00	0.00	0.00	0.00
3.5 Postal and courier services	427.47	3,360.00	257.06	2,440.00	66.29	37.70
3.6 Electricity transmission	0.00	0.00	0.00	0.00	0.00	0.00
3.7 Other supporting and auxiliary transport service	0.00	0.00	0.00	0.00	0.00	0.00
4. Travel	77,223.97	607,000.00	94,290.26	895,010.00	-18.10	-32.18
4.1 Business	1,221.33	9,600.00	2,813.93	26,710.00	-56.60	-64.06
4.1.1 Acquisition of goods and services by border, seasonal, and other short-term workers	0.00	0.00	0.00	0.00	0.00	0.00
4.1.2 Other	1,221.33	9,600.00	2,813.93	26,710.00	-56.60	-64.06
4.2 Personal	76,002.64	597,400.00	91,476.33	868,300.00	-16.92	-31.20
4.2.1 Health-related expenditure	109.41	860.00	223.34	2,120.00	-51.01	-59.43
4.2.2 Education-related expenditure	6,004.90	47,200.00	6,235.73	59,190.00	-3.70	-20.26
4.2.3 Other	69,888.33	549,340.00	85,017.26	806,990.00	-17.80	-31.93
4.2.3.1 Religious travel	18,648.76	146,584.00	15,768.53	149,676.00	18.27	-2.07
4.2.3.2 Other	51,239.57	402,756.00	69,248.73	657,314.00	-26.01	-38.73
5.Construction services	0.00	0.00	319.95	3,037.00	-100.00	-100.00
5.1 Construction abroad	0.00	0.00	0.00	0.00	0.00	0.00
5.2 Construction in the compiling economy	0.00	0.00	319.95	3,037.00	-100.00	-100.00
6. Insurance and Pension services	14,376.13	113,000.00	10,324.93	98,005.00	39.24	15.30
6.1 Direct Insurance	4,411.31	34,674.00	2,674.02	25,382.00	64.97	36.61
6.1.1 Life insurance	102.03	802.00	47.51	451.00	114.75	77.83
6.1.2 Freight insurance	1,267.52	9,963.00	1,060.99	10,071.00	19.47	-1.07
6.1.3 Other direct insurance	3,041.76	23,909.00	1,565.52	14,860.00	94.30	60.90
6.2 Reinsurance	9,805.54	77,074.00	7,438.52	70,607.00	31.82	9.16
6.3 Auxiliary insurance services	159.28	1,252.00	212.39	2,016.00	-25.01	-37.90
6.4 Pension and standardized guarantee services	0.00	0.00	0.00	0.00	0.00	0.00

Contd.

### 10.25 Import of Services by Sector (Detail) (Cummulative)

Rs. in Millions  
Dollars in Thousands

Description	* July - November, 2018		July - November, 2017		% Change in July - November, 2018 over July - November, 2017	
	Rs	\$	Rs	\$	Rs	\$
	7. Financial services	7,633.34	60,000.00	13,372.21	126,930.00	-42.92
7.1 Explicitly charged and other financial services	7,633.34	60,000.00	13,372.21	126,930.00	-42.92	-52.73
7.2 Financial intermediation service charges indirectly measured (FISIM)	0.00	0.00	0.00	0.00	0.00	0.00
8. Charges for the use of intellectual services	9,668.90	76,000.00	12,010.34	114,003.00	-19.50	-33.34
9. Telecommunication, Computer and information services	22,900.03	180,000.00	20,859.21	197,997.00	9.78	-9.09
9.1 Telecommunications services	6,487.07	50,990.00	4,660.21	44,235.00	39.20	15.27
9.1.1 Call centres	1.40	11.00	0.74	7.00	89.19	57.14
9.1.2 Telecommunication services	6,485.67	50,979.00	4,659.47	44,228.00	39.19	15.26
9.2 Computer services	15,709.42	123,480.00	15,573.21	147,822.00	0.87	-16.47
9.2.1 Hardware consultancy services	6.87	54.00	126.32	1,199.00	-94.56	-95.50
9.2.2 Software consultancy services	5,379.34	42,283.00	4,366.38	41,446.00	23.20	2.02
9.2.3 Maintenance & repairs of computer	87.02	684.00	236.41	2,244.00	-63.19	-69.52
9.2.4 Export / Import of Computer Software	8,881.14	69,808.00	10,580.30	100,429.00	-16.06	-30.49
9.2.5 Other Computer services	1,355.05	10,651.00	263.80	2,504.00	413.67	325.36
9.3 Information services	703.54	5,530.00	625.79	5,940.00	12.42	-6.90
9.3.1 News agency services	679.75	5,343.00	480.72	4,563.00	41.40	17.09
9.3.2 Other information services	23.79	187.00	145.07	1,377.00	-83.60	-86.42
10. Other business services	115,009.01	904,000.00	108,616.32	1,030,994.00	5.89	-12.32
10.1 Research and development services	128.49	1,010.00	193.00	1,832.00	-33.42	-44.87
10.2 Professional and management consulting services	4,690.69	36,870.00	6,386.28	60,619.00	-26.55	-39.18
10.2.1 Legal, accounting, management consulting, and public relations	3,521.52	27,680.00	4,673.37	44,360.00	-24.65	-37.60
10.2.1.1 Legal services	913.46	7,180.00	1,166.24	11,070.00	-21.67	-35.14
10.2.1.2 Accounting, auditing, bookkeeping, and tax consulting services	55.98	440.00	49.51	470.00	13.07	-6.38
10.2.1.3 Business and management consulting and public relations services	2,552.08	20,060.00	3,457.62	32,820.00	-26.19	-38.88
10.2.2 Advertising, market research, and public opinion polling	1,169.17	9,190.00	1,712.90	16,259.00	-31.74	-43.48
10.3 Technical, trade-related and other business services	110,189.83	866,120.00	102,037.04	968,543.00	7.99	-10.57
10.3.1 Architectural, engineering, scientific and other technical services	3,067.33	24,110.00	10,850.11	102,990.00	-71.73	-76.59
10.3.2 Waste treatment and de-pollution, agricultural and mining services	117.04	920.00	2.11	20.00	5446.92	4500.00
10.3.3 Operating leasing services	6,091.41	47,880.00	8,677.77	82,370.00	-29.80	-41.87
10.3.4 Trade-related services	14.63	115.00	277.28	2,632.00	-94.72	-95.63
10.3.5 Other business services n.i.e.	100,899.42	793,095.00	82,229.77	780,531.00	22.70	1.61
11. Personal, cultural, and recreational services	127.23	1,000.00	220.40	2,092.00	-42.27	-52.20
11.1 Audiovisual and related services	20.74	163.00	69.75	662.00	-70.27	-75.38
11.1.1 Audiovisual services	20.74	163.00	63.53	603.00	-67.35	-72.97
11.1.2 Artistic related services	0.00	0.00	6.22	59.00	-100.00	-100.00
11.2 Other personal, cultural, and recreational services	106.49	837.00	150.65	1,430.00	-29.31	-41.47
12. Government services, n.i.e.	27,480.03	216,000.00	29,390.63	278,978.00	-6.50	-22.57
12.1 Embassies and consulates	5,943.83	46,720.00	6,911.03	65,600.00	-14.00	-28.78
12.2 Military units and agencies	72.52	570.00	125.37	1,190.00	-42.16	-52.10
12.3 Other	21,463.68	168,710.00	22,354.23	212,188.00	-3.98	-20.49

\* Provisional

Note: 1. The data are presented as per BPM6(EBOPS 2010) classification aligned with IMTS 2010 classification

## REGIONAL AND FIELD OFFICE OF PAKISTAN BUREAU OF STATISTICS

### PUNJAB

**Chief Statistical Officer,**  
Regional Office,  
Pakistan Bureau of Statistics,  
Plot No.7,  
Gul Plaza, (1st & 2nd Floor),  
I.J. Principal Road,  
Near Pindora Chungi,  
Rawalpindi  
Phone: 051- 4411528  
Fax 051 - 4410474

**Statistical Officer (I/C),**  
Regional Office,  
Pakistan Bureau of Statistics,  
USAID Building,  
Gurumangat Road,  
Gulberg-III,  
Lahore.  
Phone & Fax:042-99263266  
Email:lhrfbs@lhr.comsats.net.pk

**Statistical Officer (I/C),**  
Regional Office,  
Pakistan Bureau of Statistics,  
House # 20, Block-T,  
New Multan Colony, Rahim Chowk,  
Masoom Shah Road,  
Multan.  
Phone & Fax:061-9220177  
E-mail:muxfbs@brain.net.pk

**Chief Statistical Officer,**  
Regional Office,  
Pakistan Bureau of Statistics,  
51-B, Satellite Town,  
Gujranwala.  
Phone & Fax: 055-9200418

**Chief Statistical Officer,**  
Regional Office,  
Pakistan Bureau of Statistics,  
House # 04, Rehman Town,  
Satyana Road,  
Faisalabad.  
Phone & Fax: 041-9220049  
E-mail:fsdfbs@fsd.comsats.net.pk

**Chief Statistical Officer,**  
Regional Office,  
Pakistan Bureau of Statistics,  
House # 100/27-C,  
Satellite Town,  
Sargodha  
Phone:048-9230411

**Chief Statistical Officer,**  
Regional Office,  
Pakistan Bureau of Statistics,  
9-A (Ground Floor), Block-X  
Rafi Qamar Road, Satellite Town,  
Bahawalpur.  
Phone & Fax: 062-9250026

**Statistical Officer(I/C),**  
Field Office,  
Pakistan Bureau of Statistics,  
Hasan Pura, Opp. Passport  
Office, Kashmir Road,  
Sialkot.  
Phone & Fax: 052-3573581  
E-mail:sktfsbs@skt.comsats.net.pk

**Statistical Officer(I/C),**  
Field Office,  
Pakistan Bureau of Statistics,  
House # 19/24, Street # 3,  
Shadab Colony, Railway Line,  
Jhang Saddar.  
Phone & Fax: 047-9200194

**Statistical Officer(I/C),**  
Field Office.  
Pakistan Bureau of Statistics,  
House at Kasra #51/11/1/3/2  
Ground Floor, Chak # 9/W.B.  
Behind Cooperative Workshop,  
Burawala Road,  
Vehari.  
Phone & Fax: 067-3364219

**Statistical Officer (I/C),**  
Field Office,  
Pakistan Bureau of Statistics,  
House # E-83-D, Mohallah  
Ahmed Gul Khan Wala,  
Street Karnal Aslam Khan,  
Near Obaid Noor Hospital  
Mianwali.  
Phone: 0459-231626

**Statistical Officer (I/C),**  
Field Office,  
Pakistan Bureau of Statistics  
House # H 224-C, Ground Floor  
Street # 4, Khyaban-e-Sarwar,  
Dera Ghazi Khan.  
Phone: 064-2401850

**Statistical Officer(I/C),**  
Field Office,  
Pakistan Bureau of Statistics,  
House # 4, Shafi Town,  
Near Grid Station,  
Main Shahbazpur Road,  
Rahim Yar Khan.  
Phone & Fax: 068-5871754

**Statistical Officer (I/C),**  
Field Office,  
Pakistan Bureau of Statistics,  
House # 43 B-7, Gulistan Colony,  
Near Govt. Girls College  
Sahiwal.  
Phone: 040-9200242

**Statistical Officer(I/C),**  
Field Office,  
Pakistan Bureau of Statistics,  
165-A, Qasim Road,  
Bahawalnagar.  
Phone & Fax: 063-9240049

### SINDH:

**Chief Statistical Officer,**  
Regional Office,  
Pakistan Bureau of Statistics,  
1-B, S.M.C.H. Society  
Karachi.  
Phone & Fax: 021- 34557933  
Email:khifbs@khi.comsats.net.pk

**Chief Statistical Officer,**  
Regional Office,  
Pakistan Bureau of Statistics,  
Bungalow # A-46,  
G.O.R. Colony,  
Unit # 1, Latifabad,  
Hyderabad.  
Fax & Phone: 022-9200641

**Chief Statistical Officer,**  
Regional Office,  
Pakistan Bureau of Statistics,  
Bungalow # 10-A,  
Professor Housing Society,  
Shikarpur Road,  
Sukkur.  
Phone & Fax: 071-5807132

**Chief Statistical Officer,**  
Regional Office,  
Pakistan Bureau of Statistics,  
Building # 45/17, Ward "C",  
Near Shah Latif Market,  
Lohari Mohallah,  
Larkana.  
(Phone: 074-9410010)  
Fax:074-4054438

**Statistical Officer(I/C),**  
Field Office,  
Pakistan Bureau of Statistics,  
House # 180,  
Um-e-Hain, Near satari  
Cotton Factory, Ring Road  
Mirpur Khas.  
Phone & Fax: -0233-923096

**Statistical Officer(I/C),**  
Field Office,  
Pakistan Bureau of Statistics,  
House # 68, Mubariak Colony,  
Jam sahib Road,  
Nawabshah(Shaheed Benazerabad).  
Phone & Fax: 0244-9370311

**Statistical Officer(I/C),**  
Field Office,  
Pakistan Bureau of Statistics,  
House # 199 Marakhpur,  
Opp. DHO Office,  
Sehwan Road, Dadu Town,  
Dadu.  
Phone & Fax: 025-9200345

**Statistical Officer(I/C),**  
Field Office,  
Pakistan Bureau of Statistics,  
House # 2929-I, 1st Family Line,  
Shah Abdul Latif Road,  
Near Rifal Naka,  
Jacobabad.  
Phone : 0722-653403

#### **KHYBER PAKHTOON KHWA**

**Chief Statistical Officer,**  
Regional Office,  
Pakistan Bureau of Statistics,  
State Life Insurance Building,  
2nd Floor, 34-The Mall,  
Peshawar Cantt.  
Phone: 091-9213097  
Fax – 091-9213098  
E-mail:pshfbs@pes.comsats.net.pk

**Chief Statistical Officer,**  
Regional Office,  
Pakistan Bureau of Statistics,  
Building #558-D,  
Mohallah Ghazni Khel,  
Bannu.  
Phone & Fax: 0928-9270191

**Statistical Officer (I/C),**  
Regional Office,  
Pakistan Bureau of Statistics,  
Shams-ur-Rehman Building,  
Near Nadra Office, Rahimabad,  
G.T. Road,  
Mingora/Swat.  
Phone: 0946-9240283

**Chief Statistical Officer,**  
Regional Office,  
Pakistan Bureau of Statistics,  
Bungalow # 896, Mansehra Road,  
Post office Jhangi,  
Abbottabad.  
Phone & Fax: 0992-9310231

**Chief Statistical Officer,**  
Regional Office,  
Pakistan Bureau of Statistics,  
House # A-3,  
Shah Jhan Shaheed Town,  
Near Coach Adda of Bannu  
Dera Ismail Khan.  
Phone:0966-9280279

#### **BALOCHISTAN:**

**Chief Statistical Officer,**  
Regional Office,  
Pakistan Bureau of Statistics,  
Chandio House No.2,  
Arbab Karam Khan Road,  
Near Elementary College,  
Quetta.  
Phone: 081-9239804  
Fax:081-2471126

**Statistical Officer(I/C),**  
Field Office,  
Pakistan Bureau of Statistics,  
Dak Khana Road, Near Civil Hospital,  
Singani Sar,  
Turbat.  
Phone: 0852-412267  
Fax:0852-413383

**Statistical Officer (I/C),**  
Field Office,  
Pakistan Bureau of Statistics,  
Haroon Market,  
Opp:Girls High School,  
Hospital Road,  
Khuzdar.  
Phone & Fax: 0848-412760

**Statistical Officer (I/C),**  
Field Office,  
Pakistan Bureau of Statistics,  
Building # 2-II/E,  
Hazara Mohallah,  
Loralai.  
Phone & Fax: 0824-660560

#### **NORTHERN AREAS:**

**Statistical Officer (I/C),**  
Field Office,  
Pakistan Bureau of Statistics,  
Haidar Pura, Near Agha Khan Health  
Centre, Chinar Bagh,  
Gilgit.  
Phone & Fax: 05811-920972

#### **AZAD KASHMIR:**

**Chief Statistical officer,**  
Regional Office,  
Pakistan Bureau of Statistics,  
Flat # 304, Al-Saif Plaza,  
Upper Gojra Bypass.  
Muzaffarabad.  
Phone & Fax: 05822-923169



## SYMBOLS, ABBREVIATIONS AND CONVERSION

<p>E Estimated</p> <p>P/* Provisional, Preliminary</p> <p>R/r Revised</p> <p>- Nil</p> <p>.. Negligible</p> <p>... Not available</p> <p>% Percentage</p> <p>Admn Administration</p> <p>ALOOCHA A kind of fruit</p> <p>ARVI A type of root vegetable</p> <p>AV. Average</p> <p>BABUL A kind of fire wood</p> <p>BBLS. Barrels</p> <p>BIRYANI A dish of rice prepared</p> <p>BOT. Bottle</p> <p>CAP. Capsule</p> <p>CFT. Cubic feet</p> <p>CH. Charge</p> <p>CHAPATI A kind of bread</p> <p>CIG. Cigarette</p> <p>Comm. Communication</p> <p>CRT. Carton / Crate</p> <p>CUM./CM. Cubic meter</p> <p>DESI. Indigenous</p> <p>Distt. Distribution</p> <p>DOZ Dozen</p> <p>ENG. English</p> <p>EX. Exercise</p> <p>GLS. Glass</p> <p>GM. Gram</p> <p>H.OP. Hand operated</p> <p>HP. Horse power</p> <p>INJ. Injection</p> <p>KHADDI Hand-loom</p> <p>KIKAR A kind of fire wood</p> <p>KG. Kilogram</p> <p>KM. Kilometer</p> <p>KORMA A variety of meat curry</p> <p>KWH. Kilowatt / hour</p> <p>LB. Pound</p>	<p>LTR. Litre</p> <p>LUNGI A kind of cloth</p> <p>MALTA &amp; MOSAMBI A variety of Orange</p> <p>MED. Medium</p> <p>MG. Milligram</p> <p>MMCFT. Million cubic feet</p> <p>MN. Million</p> <p>M/o. Ministry of</p> <p>MTR. Meter</p> <p>MT. Metric Ton</p> <p>ML. Milliliter</p> <p>NES. Not else where specified</p> <p>NO. Number</p> <p>NR. Not reported</p> <p>N.S. Not specified</p> <p>PKT. Packet</p> <p>PC. Piece</p> <p>QLTY. Quality</p> <p>QTY. Quantity</p> <p>RASGULLA A form of sweetmeat</p> <p>R.P.M. Revolution per minute</p> <p>RS. Rupees</p> <p>SAMOS A form of patty</p> <p>SHAL. Shalwar</p> <p>SHEESHAM A variety of sup. Qty. Wood.</p> <p>Sq. Square</p> <p>SQM. Square meter</p> <p>SUP. Superior</p> <p>STND. Standard</p> <p>SQFT. Square feet</p> <p>SYN. Synthetic</p> <p>THNO. Thousand number</p> <p>TAB. Table</p> <p>TANDOORI Oven-Baked</p> <p>TKT. Ticket</p> <p>TL. Tube light</p> <p>TOTA. Broken rice</p> <p>UNI. Uniform</p> <p>Urd. Urdu</p> <p>VEG. Vegetable</p> <p>W. Watt</p>	<p>One Metric Ton 2004 Lbs. 1000 Kgs</p> <p>One Ton 1.0160 M.Tons (2240 Lbs.) 27.22 Maunds 1016.04 Kgs. 1.0610 M. Tons 20 Hundred weight</p> <p>One Pound 0.4536 Kg. 16 Oz. 0.4861 Seer 28.35 Gms.</p> <p>One Kilogram 2.2046 Lbs. 0.0197 Hundred weight 0.0268 Maund 1.0717 Seers</p> <p>One Hundred weight (112 Lbs.) 50.8932 Kgs. 1.3610 Maunds</p> <p>One Gram 0.0857 Tola</p> <p>One Tonne 0.9842 Long Ton 1.1023 Short Ton</p> <p>One Bale (Cotton) 170.0971 Kilograms (375 Lbs.) 4.5571 Maunds</p>
<b>LIQUID</b>		
<p>One Imperial (Gallon) 4.5435 Ltrs.</p> <p>One Litre 0.2199 Imperial Gallon</p>		
<b>LENGTH</b>		
<p>One Mile 1.6093 Kms. 1760 Yards</p> <p>One Yard 0.9144 Meter</p> <p>One Foot 0.3048 Meter</p> <p>One Kilometer 0.6214 mile</p> <p>One Meter 1.0936 Yards</p> <p>One Square Mile 2.5899 Sq. Kilometer 640 Acres 258.9984 Hectares</p> <p>One Acre .4074 Hectare 4840 Sq. Yards.</p> <p>One Square Kilometer 0.3861 Sq. Mile 100 Hectares</p> <p>One Hectare 2.4711 Acres</p> <p>One Square Yards 0.8361 Sq. meter.</p> <p>One Cubic Meter 35.3147 Cubic feet</p>		

## SELECTED PUBLICATIONS OF PAKISTAN BUREAU OF STATISTICS

01. Monthly Bulletin of Statistics
  02. Review of Foreign Trade
  03. Pakistan Statistical Pocket Book
  04. Pakistan Statistical Yearbook
  05. Foreign Trade Statistics of Pakistan Imports (two volumes)
  06. Foreign Trade Statistics of Pakistan Exports (one volume)
  07. Labour Force Survey
  08. Brochure of National Accounts
  09. Pakistan Demographic Survey
  10. Census of Manufacturing Industries
  11. Survey of Small Household Manufacturing Industries
  12. Rent Survey of Dwellings
  13. Socio Economic Indicators at District Level  
(Punjab, Sindh, Khyber Pakhtoon Khwa & Balochistan)
  14. Census of Private Educational Institutions in Pakistan
  15. Census of Software Industry and related services of Pakistan
  16. Supply & Use Table of Pakistan
  17. Mechanized Road Transport Survey
  18. Survey of Private Recreational, Cultural & Entertainment Services
  19. Survey of Private Laundry, Dry Cleaning & Dyeing Services
  20. Survey of Private Medical, Dental & Other Health Services
  21. Survey of Private Educational Services
  22. Pakistan, 2000 – An Official Hand Book on Statistics
  23. 50 Years of Pakistan in Statistics (Four Volumes)
  24. Pakistan Social & Living Standard Measurement Survey National/Provincial
  25. Household Integrated Economic Survey (HIES) National/Provincial
-

**SALE CENTERS WHERE PAKISTAN BUREAU OF STATISTICS  
PUBLICATIONS ARE AVAILABLE**

**ISLAMABAD**

6 – Mauve Area, G-8/4.  
Taleemi Chowk  
Phone # 051 - 926 11 25  
051 - 226 13 72

**RAWALPINDI**

**NBF Book Shop**  
178-B, Sarwar Road,  
Rawalpindi Cantt.  
Phone # 051 – 927 25 30

**WAH CANTT**

**NBF Book Shop**  
Central Library Premises  
Phone # 051-931 40 04

**LAHORE**

**NBF Book Shop**  
56/57 Shadman Colony,  
Shadman Market,  
Phone # 042 – 755 01 61 &  
753 03 29  
Fax # 042 – 758 77 35

**FAISALABAD**

**NBF Book Shop**  
Shop No.10,  
Hashmi Hall Shopping Centre,  
University of Agriculture,  
Phone # 041 – 264 81 79

**MULTAN**

**NBF Book Shop**  
Plot # 4-5-6, M.D.A. Road,  
Near Multan Art Council  
Phone # 061 – 920 12 81

**BAHAWALPUR**

**NBF Book Shop**  
Quaid-e-Azam Medical College,  
Near Library.  
Cell # 0301 – 724 76 13

**PESHAWAR**

**NBF Book Shop**  
Phase-V, Sector B-2,  
Plot No.36-37,  
Hayatabad.  
Phone # 091 – 589 27 44  
921 72 73  
Fax # 091 921 72 73

**NBF Book Shop**

48/D, F-6, Jamrud Road,  
University Town,  
Phone # 091 – 921 69 03  
Fax # 091 – 921 69 04

**BANNU**

Old Municipal Library Premises,  
Near to Qazi Muhib Stadium,  
Cell # 0346 – 915 50 18

**KOHAT**

3<sup>rd</sup> Block, 1<sup>st</sup> Floor,  
Distt. Govt. Complex

**D.I. KHAN**

NBF Book Shop  
C/o. Executive Distt. Officer,  
Literacy, Sports and Education,  
Phone # 0961 – 928 01 29

**ABBOTABAD**

**Public Library**  
1st Floor, Jalal Baba Auditorium,  
Phone # 0992 – 931 02 91

**KARACHI**

**National Book Foundation**  
(Regional Office)  
Liaquat Memorial Library Premises,  
Ground Floor, Stadium Road,  
Phone # 021– 923 18 06 & 923 10 88  
Fax # 923 10 89

**HYDERABAD**

**NBF Book Shop**  
GOR Colony,  
C-22, Latifabad No.1,  
Phone # 022 – 931 08 92

**JAMSHORO**

Shop No.14, Liaquat University of  
Medical & Health Science

**NAWABSHAH**

M.H. Khawaja DC High School,  
Opp. NMC Hospital Road  
Cell # 0301 – 389 58 46

**SUKKUR**

**Public Library**  
Old Sukkur,  
Phone # 071 – 562 51 03

**LARKANA**

**NBF Book Shop**  
Chandka Medical College  
Main Gate  
Phone # 0741-941 02 29

**JACOBABAD**

Red Crescent Building,  
Near T.B. Hospital  
Phone # 0722 – 65 08 17

**QUETTA**

**NBF Book Shop**  
3-7/5, Faiz Muhammad Road,  
Phone # 081 - 920 15 70  
Fax # 081 - 920 18 69

**PUBLISHED ON BEHALF OF NATIONAL BOOK FOUNDATION  
PRINTED AT REPRODUCTION & PRINTING UNIT, PBS, KARACHI**