



# MONTHLY BULLETIN OF STATISTICS

March  
2017



Government of Pakistan  
Statistics Division  
Pakistan Bureau of Statistics



PBS-22(03/2017) Vol. 65  
100



# MONTHLY BULLETIN OF STATISTICS

March  
2017

Government of Pakistan  
Statistics Division  
Pakistan Bureau of Statistics

*Price Rs: 600.00*

# P R E F A C E

The Bulletin of Statistics, Monthly Publication of the Pakistan Bureau of Statistics provide important statistics in respect of social, economic and financial sectors of the economy at aggregate as well as sectoral levels. The Bulletin contains data relating to Population, National Accounts, Agriculture, Manufacturing, Prices, Balance of Payments, Public Finance, Education, Energy & Mining, Foreign Economic Assistance, Foreign Trade, Health, Insurance, Labour, Transport & Communication, Social & Culture ect. It also provides different types of indices on agriculture, manufacturing, prices, trade and labour productivity. Charts and graphs have also been provided to selected tables to make the data readily intelligible.

2. The Bulletin contains data on monthly and in some instances on annual basis. The annual data series are on fiscal year basis i.e. from July to June unless otherwise specified. Monthly data series of trade and industry are published with a time lag of 45 days required for data collection, compilation, cleaning, processing, tabulating and printing. Figures may not add up to the totals owing to rounding. Statistics that are compiled in the Pakistan Bureau of Statistics are presented without citation whereas those compiled by other agencies carry a source note below the tables.

3. Efforts have been made to produce this Bulletin as a comprehensive, informative and useful document for decision makers, researchers, planners, economists and other groups of beneficiaries. It is hoped that the users will find this Bulletin useful.

4. Suggestions for further improvement will be highly appreciated and welcomed.

**ASIF BAJWA**  
Chief Statistician

## **MS. RUKHSANA YASMEEN**

### **Secretary**

Government of Pakistan  
Ministry of Statistics  
Statistics Division

Statistics House  
21-Mauve Area,  
G-9/1, Islamabad.

Tel : 051-9106500  
Fax: 051-9106502  
E-mail: [secretary@pbs.gov.pk](mailto:secretary@pbs.gov.pk)

## **Asif Bajwa**

Chief Statistician  
Government of Pakistan  
Pakistan Bureau of Statistics

Statistics House  
21-Mauve Area,  
G-9/1, Islamabad.

Tel : 051-9106514 - 051-9106515  
Fax: 051-9106561  
E-mail: [pbs@pbs.gov.pk](mailto:pbs@pbs.gov.pk)

**PAKISTAN BUREAU OF STATISTICS  
STATISTICS HOUSE, 21-MAUVE AREA  
G-9/1 - ISLAMABAD  
Website: [www.pbs.gov.pk](http://www.pbs.gov.pk)**

		<u>Office</u>	<u>Residence</u>
Dr. Bahrawar Jan	Deputy Director General	051-9106550 Fax:051-9106577	051-9101294
Mr. Ayazuddin	Deputy Director General	051-9106552	051-9242232
Mr. Ismail Khan	Deputy Director General	051-9106555 Fax:051-9106556	051-9101162
Mr. Khalid Hussain Bhatti	Deputy Director General	051-9106583	051-4440906
Mr. Ghulam Muhammad	Director	051-9106559	0300-9562558
Mr. Fazil Mehmood Baig	Director	051-9106575	0333-5159850
Mr. Shaukat Ali Khan	Director	051-9106557	--
Mr. Attiq-ur-Rehman	Director	051-9106553 Fax:051-9106546	0346-9579700 --
Mr. Munwar Ali Ghanghro	Director	051-9106554	0333-7145366
Mrs. Rabia Awan	Director	051-9106581	051-4444696
Mrs. Rizwana Siddique	Director	051-9106545	0333-5221042
Mr. Rizwan Bashir	Director	051-9106530	--

**TRAINING WING**

Syed Abdul Qader Shah	Director	051-9205390 Fax:051-9205390	--
-----------------------	----------	--------------------------------	----

**PAKISTAN BUREAU OF STATISTICS  
1-B, SINDHI MUSLIM COOPERATIVE HOUSING SOCIETY  
KARACHI – 74400  
E-mail: [khifbs@khi.comsats.net.pk](mailto:khifbs@khi.comsats.net.pk)**

Mr. Abdul Aleem Memon	Provincial Census Commissioner	Ph: 021-99225201 Fax:021-99225202	0300-2742061
Mr. Muhammad Ali Shaikh	Director	021-99225205	--
Mr. Shaukat Zaman	Director	021-99225209 Fax:021-99225202	0300-5052450
Mr. Abrar Hussain	Director	021-99225217	--

**PAKISTAN BUREAU OF STATISTICS  
USAID BUILDING GURU MANGAT ROAD  
GULBERG-III, LAHORE  
E-mail: [lhrfbs@lhr.comsats.net.pk](mailto:lhrfbs@lhr.comsats.net.pk)**

Mr. Rana Iqbal	Director	042-99263267 Fax:042-99263267	--
----------------	----------	----------------------------------	----

**(Regional Office) LAHORE**

Mr. Muhammad Shahid	Chief Statistical Officer	042-99263266 Fax:042-99263266	0345-4169987
---------------------	---------------------------	----------------------------------	--------------

**(Regional Office) KARACHI**

Mr. Faraz Muslim	Statistical Officer	021-99225214	0333-3028006
------------------	---------------------	--------------	--------------

**(Regional Office) PESHAWAR**

Mr. Hasan Khan	Chief Statistical Officer	091-9213097 Fax:091-9213098	0333-9117508
----------------	---------------------------	--------------------------------	--------------

**(Regional Office) QUETTA**

Mr. Ghulam Rasool	Chief Statistical Officer	081-9239804 Fax:081-9239804	--
-------------------	---------------------------	--------------------------------	----

**(Presentation, Reproduction & Printing) KARACHI  
[pbskarachipp@gmail.co](mailto:pbskarachipp@gmail.co)**

Mr. Shakeel Qadeer	Chief System Analyst	021-99225220	021-35836029
Mr. Naushad Ahmed Malik	Statistical Officer	021-99225215	--

# CONTENTS

**	<b>KEY INDICATORS</b>	III
1.	<b>BALANCE OF PAYMENT</b>	
1.1	Country wise Workers Remittances	01
1.2	Month wise Workers Remittances	04
1.3	Exchange Rates Pak. Rupees in Terms of one Unit of Foreign Currency	05
2.	<b>CLIMATE</b>	
2.1	Temperature at Selected Stations	07
2.2	Rainfall at Selected Stations	09
3.	<b>ENERGY &amp; MINING</b>	
3.1	Production of Crude Oil	11
3.2	Production of Natural Gas	14
3.3	Company Wise Production of Crude Oil and Natural Gas	18
3.4	Province Wise Production of Crude Oil and Natural Gas	18
3.5	Production of Crude Oil, Natural Gas and Electricity	19
3.6	Mineral Production	20
4.	<b>HEALTH</b>	
4.1(a)	Monthly Immunization Coverage Number of Doses Administered (0-11 month) Children	23
4.1(b)	Monthly Immunization Coverage Number of Doses Administered (12-23 months) Children	25
4.1(c)	Monthly Immunization Coverage Number of T.T Doses Administered to Women	26
4.2	Monthly Report of HIV Treatment Centre	27
4.3(a)	Registered Veterinary Medical Practitioner with PVMC	28
4.3(b)	Registered Animal Husbandry Graduate with PVMC	29
4.4	Tuberculosis Report (FTI)	30
5.	<b>MANUFACTURING</b>	
5.1	Quantum Index Numbers of Large-scale Manufacturing Industries	31
5.2	Production of Manufacturing Items	33
6.	<b>MONEY &amp; CREDIT</b>	
6.1	Reserve Money	47
7.	<b>PRICE</b>	
7.1	Price Indices (General) with Percentage Change	51
7.2	Combined Sensitive Price Indicator (SPI) by Quantile	52
7.3	Combined Consumer Price Index Numbers by Commodity Groups	53
7.4	Consumer Price Index Numbers by Major Groups and Selected Commodities	54
7.5	Combined Consumer Price Index Numbers by Quantile and Major Commodity Groups	56
7.6	Combined Consumer Price Index Numbers by Quantile, Major Commodity Group for Selected Cities	57
7.7	Combined Consumer Price Index Numbers by Income Group/City and Commodity Group for all Centres Covered in CPI	60
7.8	Index Numbers of Wholesale Prices by Commodity Groups	61
7.9	Index Numbers of Wholesale Prices by Commodities	62
7.10	Intercity Wholesale Prices of Selected Commodities	72
7.11	Intercity Consumer Prices	118

<b>8.</b>	<b>PUBLIC FINANCE</b>	
8.1	Customs Revenue Receipts	175
<b>9.</b>	<b>SOCIAL</b>	
9.1	Data on Traffic Accidents	179
9.2	Data on Telecommunication	182
9.3	Visitors at Archaeological Museums in Pakistan	183
9.4	Visitors at Heritage Sites in Pakistan	184
<b>10.</b>	<b>TRADE</b>	
10.1	Value of Foreign Trade	185
10.2	Exports by Commodity/Group	186
10.3	Imports by Commodity/Group	188
10.4	Exports of Selected Commodities in Dollars	189
10.5	Exports of Selected Commodities in Rupees	191
10.6	Imports of Selected Commodities in Dollars	193
10.7	Imports of Selected Commodities in Rupees	195
10.8	Exports by Economic Categories (Summary)	197
10.9	Exports by Economic Categories (Details)	198
10.10	Imports by Economic Categories (Summary)	199
10.11	Imports by Economic Categories (Details)	200
10.12	Exports by Areas and Countries/Territories	277
10.13	Re-exports by Areas and Countries/Territories	281
10.14	Imports by Areas and Countries/Territories	283
10.15	Re-imports by Areas and Countries/Territories	288
10.16	Annual and Quarterly Terms of Trade and Unit Value Indices of Exports and Imports (1990-91=100)	290
10.17	Index Numbers of Unit Value of Exports by Groups (1990-91=100)	291
10.18	Index numbers of unit value of imports by groups (1990-91=100)	292
10.19	Index Numbers of Quantum of Exports by Groups (1990-91=100)	293
10.20	Index Numbers of Quantum of Imports by Groups (1990-91=100)	294
10.21	Trade in Services (Summary)	295
10.22	Export of Services by Sector (Detail) Monthly	296
10.23	Import of Services by Sector (Detailed) Monthly	298
10.24	Import of Services by Sector (Detailed) Monthly	300
10.25	Import of Services by Sector (Detail) (Cumulative)	302

**Regional and Field Offices of Pakistan Bureau of Statistics**

**Symbols, Abbreviations and Conversions**

**Selected Publications of Pakistan Bureau of Statistics**

**Sale Centres where PBS Publications are available**

---

# KEY INDICATORS

## YEARLY

### ECONOMIC INDICATORS

(2015- 2016)

1	Inflation	2.86%
2	Balance of Trade	(-) \$ 23.899 billion
3	Value of Exports	\$ 20.786 billion
4	Value of Imports	\$ 44.685 billion
5	Total Workers Remittances	\$ 19914.60(P) million
6	Reserve Money	Rs.3973537(P) million
7	Currency in Circulation	Rs.3333684(P) million
8	Consumer Price Index (CPI with Base 2007-2008)	203.82
9	Agricultural Sector Growth	-0.19%
10	Industrial Sector Growth	6.80%
11	Services Sector Growth	5.71%
12	GDP Growth Rate at Constant Basic Prices (Real)	4.71%
13	GNI Growth Rate at Constant Prices	6.66%
14	Per Capita Income	\$ 1561
15	Large Scale Manufacturing Sector (LSMI) Growth	3.21%
16	Quantum Index Number (LSMI with Base 2005-2006)	132.00
17	Imports Duty	Rs.377416.18 million
18	Exports Duty	Rs.580.79 million
19	Foreign Exchange Reserves	\$ 19433 million
20	* Overall Balance of Payment Surplus/Deficit	\$ -2525 million

### SOCIAL INDICATORS

1	** Population (2016)	195.40 million
	Male	100.96 million
	Female	94.44 million
2	Natural Growth Rate (PDS- 2007)	1.88%
3	** Population Growth Rate (2016)	1.89%
4	Dependency Ratio (PDS-2007)	81.5
5	*** Mean Size of Household (2012-13)	6.3

\* BOP as per BPM6 in million USD.

\*\* Economic Survey

\*\*\* PSLM Survey



## IV

### MONTHLY

### ECONOMIC INDICATORS

#### January, 2017

1	Value of Exports	\$ 1774.808 million
2	Value of Imports	\$ 4697.339 million
3	Balance of Trade	(-)\$ 2922.531 million

#### February, 2017

1	Growth in Quantum Index Manufacturing (LSMI)	8.04%
2	Quantum Index of Manufacturing (LSMI with Base 2005-2006)	156.69
3	Consumer Price Index (CPI with Base 2007-08)	211.54
4	Wholesale Price Index (WPI with Base 2007-08)	215.86
5	Sensitive Price Indicator (SPI with Base 2007-08)	209.50
6	Growth Rate	
	A. CPI	0.28%
	B. WPI	0.47%
	C. SPI	0.21%
7	Exports Duty	Rs.36.62 million
8	Imports Duty	Rs.31539.23 million
9	Reserve Money	Rs.4255447 million
10	Currency in Circulation	Rs.3501067 million
11	Exchange Rate of Pak Rupees in terms of one unit US Dollar	1 \$ =Rs.104.7204
12	Total Workers Remittances (including Hajj & War Compensation)	\$1416.92 million

---

Source: i) Pakistan Bureau of Statistics.  
ii) State Bank of Pakistan.  
iii) Economic Survey of Pakistan.

## 1. BALANCE OF PAYMENT

### 1.1 Country Wise Workers Remittances (Including Hajj and War Compensation)

(Provisional)  
(Million US Dollars)

Item	Feb, 2016	Mar, 2016	Apr, 2016	May, 2016
I. Cash	1516.39	1468.76	1656.85	1799.39
1 USA	212.19	183.92	189.84	202.10
2 UK	174.66	157.28	221.88	240.58
3 Saudi Arabia	471.94	506.05	488.78	547.77
4 UAE	317.12	320.30	345.99	380.74
Dubai	203.62	245.91	217.23	238.72
Abu Dhabi	109.89	67.89	121.27	136.36
Sharjah	3.49	6.37	7.17	5.20
Other	0.12	0.13	0.32	0.46
5 Other GCC Countries	191.75	153.75	199.53	216.71
Bahrain	31.09	27.06	35.28	37.68
Kawait	61.49	55.31	62.85	73.55
Qatar	32.15	31.12	31.39	34.87
Oman	67.02	40.26	70.01	70.61
6 EU Countries	28.48	26.54	39.85	41.64
Germany	6.14	9.11	8.89	9.86
France	1.68	3.44	3.94	3.82
Netherland	0.37	0.48	0.42	0.45
Spain	3.42	4.56	4.67	4.95
Italy	2.03	4.11	3.94	4.15
Greece	0.78	1.03	1.25	1.60
Sweden	0.82	1.52	1.44	1.47
Denmark	0.53	0.88	1.02	0.88
Ireland	12.36	0.72	13.57	13.78
Belgium	0.35	0.69	0.71	0.69
7 Norway	1.76	3.00	3.27	3.26
8 Switzerland	1.73	2.31	2.62	2.52
9 Australia	14.62	12.16	18.30	15.21
10 Canada	10.35	13.29	16.71	16.17
11 Japan	0.56	1.09	2.08	1.32
12 Other Countries	91.23	89.07	128.00	131.37
II. Encashment and Profit in Pak. Rs. Of Foreign Exchange Bearer Certificates(FEBCs) and Foreign Currency Bearer Certificate(FCBCs)	0.00	0.00	0.00	0.00
<b>TOTAL (I + II)</b>	<b>1516.39</b>	<b>1468.76</b>	<b>1656.85</b>	<b>1799.39</b>

Contd.

**1.1 Country Wise Workers Remittances  
(Including Hajj and War Compensation)**

(Provisional)  
(Million US Dollars)

Item	Jun, 2016	Jul, 2016	Aug, 2016	Sep, 2016
I. Cash	2072.97	1328.18	1760.84	1609.29
1 USA	274.01	169.68	223.70	210.82
2 UK	309.27	143.61	192.64	210.18
3 Saudi Arabia	582.84	378.69	507.26	437.87
4 UAE	434.90	293.72	401.18	361.89
Dubai	270.77	196.64	244.52	220.79
Abu Dhabi	158.19	93.24	151.34	137.20
Sharjah	5.25	2.91	4.84	3.52
Other	0.69	0.93	0.48	0.38
5 Other GCC Countries	232.27	169.61	222.57	182.16
Bahrain	38.66	27.00	36.16	30.74
Kawait	78.46	59.00	75.30	62.19
Qatar	36.34	26.00	38.75	24.58
Oman	78.81	57.00	72.36	64.65
6 EU Countries	50.31	35.74	43.50	43.60
Germany	10.03	7.16	8.66	8.36
France	4.79	3.98	4.32	4.48
Netherland	0.62	0.40	0.42	0.50
Spain	5.64	4.00	3.95	3.97
Italy	5.34	5.08	5.85	5.36
Greece	2.02	1.76	1.88	2.15
Sweden	1.76	1.30	1.64	1.68
Denmark	1.22	1.05	1.12	1.28
Ireland	18.05	10.36	14.94	15.01
Belgium	0.84	0.65	0.72	0.81
7 Norway	5.11	3.20	3.82	3.87
8 Switzerland	3.48	1.58	2.20	2.40
9 Australia	20.05	13.62	18.82	17.88
10 Canada	22.95	13.09	16.72	15.88
11 Japan	1.61	1.02	1.64	1.13
12 Other Countries	136.17	104.62	126.79	121.61
II. Encashment and Profit in Pak. Rs. Of Foreign Exchange Bearer Certificates(FEBCs) and Foreign Currency Bearer Certificate(FCBCs)	0.00	0.00	0.00	0.00
<b>TOTAL ( I + II )</b>	<b>2072.97</b>	<b>1328.18</b>	<b>1760.84</b>	<b>1609.29</b>

Contd.

### 1.1 Country Wise Workers Remittances (Including Hajj and War Compensation)

(Provisional)  
(Million US Dollars)

Item	Oct, 2016	Nov, 2016	Dec, 2016	Jan, 2017	Feb, 2017
I. Cash	1559.75	1616.43	1584.17	1487.72	1416.92
1 USA	183.19	193.98	182.17	175.01	177.76
2 UK	173.38	192.80	181.85	180.91	170.55
3 Saudi Arabia	470.17	465.19	475.75	434.15	404.39
4 UAE	358.38	362.71	339.93	323.11	320.24
Dubai	218.85	224.95	216.65	209.12	202.96
Abu Dhabi	134.95	132.78	119.36	110.43	113.36
Sharjah	3.98	4.34	3.48	3.11	3.48
Other	0.60	0.64	0.44	0.45	0.44
5 Other GCC Countries	183.13	193.12	203.63	186.41	168.20
Bahrain	30.76	35.35	37.03	31.49	28.63
Kawait	62.68	64.06	63.41	61.73	55.12
Qatar	29.38	29.98	35.66	30.71	27.24
Oman	60.31	63.73	67.53	62.48	57.21
6 EU Countries	35.35	37.03	35.08	31.69	31.70
Germany	6.85	7.16	6.89	6.14	6.31
France	3.82	3.92	3.92	3.56	2.99
Netherland	0.40	0.48	0.40	0.50	0.43
Spain	3.29	2.79	2.76	2.41	2.35
Italy	4.39	4.32	4.11	3.97	3.65
Greece	1.86	1.71	1.74	1.49	1.44
Sweden	1.21	1.40	1.31	1.36	1.35
Denmark	0.83	0.79	0.90	1.04	1.24
Ireland	11.99	13.73	12.31	10.53	11.39
Belgium	0.71	0.73	0.74	0.69	0.55
7 Norway	3.41	3.60	3.06	3.03	3.10
8 Switzerland	1.69	2.18	2.09	1.79	1.84
9 Australia	14.66	16.71	15.41	17.19	18.00
10 Canada	11.97	15.19	14.96	14.22	14.05
11 Japan	1.22	1.33	0.92	0.91	1.07
12 Other Countries	123.20	132.59	129.32	119.30	106.02
II. Encashment and Profit in Pak. Rs. of Foreign Exchange Bearer Certificates(FEBCs) and Foreign Currency Bearer Certificate(FCBCs)	0.00	0.00	0.00	0.00	0.00
<b>TOTAL (I + II)</b>	<b>1559.75</b>	<b>1616.43</b>	<b>1584.17</b>	<b>1487.72</b>	<b>1416.92</b>

Note: Item has been revised / extended by the State Bank of Pakistan.

Source: State Bank of Pakistan.

## 1.2 Month Wise Workers Remittances

(Million US \$)

Monthly Cash Inflow (Including Foreign Exchange Bearer Certificates & Foreign Currency Bearer Certificates)	2015-2016	2014-2015	YOY growth (percent)	
			2015-16	2014-15
Jul.	1,663.61	1,675.77	-0.73	19.30
Aug.	1,527.06	1,350.86	13.04	8.93
Sep.	1,775.87	1,748.49	1.57	36.15
Oct.	1,540.39	1,409.22	9.31	4.54
Nov.	1,566.04	1,343.76	16.54	18.87
Dec.	1,614.14	1,634.06	-1.22	17.99
Jan.	1,465.57	1,403.74	4.40	12.66
Feb.	1,521.54	1,420.54	7.11	17.42
Mar.	1,711.17	1,608.51	6.38	20.23
Apr.	1,656.85	1,640.05	1.02	25.02
May.	1,799.39	1,663.30	8.18	15.47
Jun.	2,072.97	1,821.68	13.79	21.50
Jul.- Jun.	19,914.60	18,719.98	6.38	18.20
Monthly average for period Jul.-jun.	1,659.55	1,560.00	6.38	18.20

Monthly Cash Inflow (Including Foreign Exchange Bearer Certificates & Foreign Currency Bearer Certificates)	2016-17	2015-2016	YOY growth (percent)	
			2016-17	2015-16
July.	1328.18	1663.61	-20.16	-0.73
Aug.	1760.84	1527.19	15.30	13.05
Sep.	1609.29	1775.15	-9.34	1.52
Oct.	1,559.75	1,541.21	1.20	9.37
Nov.	1,616.43	1,565.19	3.27	16.48
Dec.	1,584.17	1,616.13	-1.98	-1.10
Jan.	1,487.72	1,466.38	1.46	4.46
Feb.	1,416.92	1,521.92	-6.90	7.14
Jul.- Feb.	12,363.30	12,676.78	-2.47	5.76
Monthly average for period Jul.-Feb.	1,545.41	1,584.60	-2.47	5.76

Source: State Bank of Pakistan.

### 1.3 Exchange Rates Pak. Rupees in Terms of One Unit of Foreign Currency

S. No.	Country/ Organization	Currency	Feb, 2016	Mar, 2016	Apr., 2016	May, 2016	Jun., 2016	Jul., 2016	Aug., 2016
1	Australia	Dollar	74.5797	78.2572	80.1764	76.6560	77.2926	78.9496	79.7805
2	Bahrain	Dinar	276.5486	276.6732	276.6996	276.7560	276.4685	276.7677	276.6123
3	Canada	Dollar	75.7852	78.9739	81.5343	80.9881	81.0486	80.2436	80.5021
4	China	Yuan	16.0267	16.0913	16.1701	16.0557	15.8771	15.6970	15.7478
5	Denmark	Krone	15.5833	15.5942	15.9509	15.9291	15.7998	15.5827	15.7718
6	E.M.U.	Euro	116.0891	116.1732	118.5779	118.3207	117.2918	115.7117	117.1628
7	Hong Kong	Dollar	13.4661	13.4901	13.5021	13.4905	13.4841	13.5206	13.5042
8	I.M.F.	SDR	145.8672	146.1468	147.5860	147.8939	147.3947	145.8591	146.5556
9	India	Rupee	1.5342	1.5628	1.5759	1.56682	1.5555	1.5609	1.5648
10	Japan	Yen	0.9123	0.9263	0.9551	0.9620	0.9935	0.9991	1.0326
11	Kuwait	Dinar	348.9191	347.7851	347.2488	347.3796	347.2079	346.8986	347.2254
12	Malaysia	Ringgit	25.0213	25.6692	26.8346	25.9248	25.6336	26.0779	25.9973
13	Newzeland	Dollar	69.2882	70.3751	72.098	71.2155	73.5263	74.5121	75.6417
14	Norway	Krone	12.1640	12.3316	12.7276	12.7412	12.5822	12.3707	12.6107
15	Oman	Riyal	271.8413	271.9600	272.0107	272.0399	271.8103	272.2500	271.9319
16	Qatar	Riyal	28.7551	28.7622	28.7686	28.7777	28.7568	28.7945	28.7645
17	Singapore	Dollar	74.4388	76.1003	77.4884	76.4306	77.1660	77.4954	77.6355
18	Sweden	Krona	12.3630	12.5181	12.8832	12.7529	12.5989	12.2276	12.3616
19	Switzerland	Franc	105.4546	106.4052	108.5619	107.0507	107.7685	106.4343	107.7394
20	Saudi Arabia	Riyal	27.9234	27.9103	27.9178	27.916	27.8937	27.9392	27.9069
21	Thailand	Bhath	--	--	--	--	--	--	--
22	Turkey	Lira	--	--	--	--	--	--	--
23	U.A.E.	Dirham	28.5100	28.4955	28.5023	28.5023	28.4797	28.5292	28.4942
24	U.K.	Sterling (Pound)	149.6616	148.7347	149.5827	152.0216	148.2362	138.0239	137.0524
25	U.S.A.	Dollar	104.6232	104.6470	104.6738	104.6787	104.5864	104.7388	104.6221

Contd.

### 1.3 Exchange Rates Pak. Rupees in Terms of One Unit of Foreign Currency

S. No.	Country/ Organization	Currency	Sep, 2016	Oct., 2016	Nov., 2016	Dec., 2016	Jan., 2017	Feb., 2017
1	Australia	Dollar	79.5078	79.7425	78.9017	76.8798	78.1217	80.2482
2	Bahrain	Dinar	276.4616	276.5944	276.8458	276.9316	276.9875	276.9211
3	Canada	Dollar	79.9258	79.0004	77.8456	78.3961	79.3028	79.9559
4	China	Yuan	15.6826	15.5626	15.3249	15.1495	15.2376	15.2873
5	Denmark	Krone	15.7541	15.5162	15.2315	14.8663	14.9905	15.0167
6	E.M.U.	Euro	117.0793	115.2397	113.1116	110.3385	13.5206	111.4325
7	Hong Kong	Dollar	13.4948	13.5019	13.5148	13.5138	0.9116	13.5125
8	I.M.F.	SDR	146.3971	144.6019	143.3042	141.225	141.7133	141.958
9	India	Rupee	1.5678	1.5685	1.5525	N.A.	N.A.	1.5630
10	Japan	Yen	1.0259	1.0081	0.9699	0.9029	0.9116	0.9261
11	Kuwait	Dinar	347.0303	346.1479	344.9733	343.0494	343.2073	343.4367
12	Malaysia	Ringgit	25.4624	25.0708	24.1891	23.4912	23.5153	23.5817
13	Newzeland	Dollar	76.4786	74.9841	74.8740	73.6750	74.6299	75.6805
14	Norway	Krone	12.7596	12.8408	12.4766	12.2478	12.3873	12.6032
15	Oman	Riyal	271.7148	271.8857	272.1148	272.1712	272.2436	272.1749
16	Qatar	Riyal	28.7395	28.7573	28.7831	28.7865	28.7941	28.7852
17	Singapore	Dollar	76.9350	75.5808	74.248	72.9163	73.3116	74.0025
18	Sweden	Krona	12.2583	11.9002	11.4982	11.3762	11.716	11.7869
19	Switzerland	Franc	107.7394	105.9968	105.2422	102.6806	103.8624	104.5855
20	Saudi Arabia	Riyal	27.8806	27.8992	27.9250	27.9305	27.9353	27.9338
21	Thailand	Bhath	--	--	--	--	--	--
22	Turkey	Lira	--	--	--	--	--	--
23	U.A.E.	Dirham	28.4735	28.4906	28.5165	28.5255	28.5278	28.5252
24	U.K.	Sterling (Pound)	137.3004	129.1794	130.0219	130.582	129.0902	130.7509
25	U.S.A.	Dollar	104.5396	104.5984	104.6935	104.7248	104.7301	104.7204

Note: Euro, a common currency of the 11 member countries of European Economic and Monetary Union (EMU) was introduced with effect from 1st January, 1999.

Source: State Bank of Pakistan.

## 2. CLIMATE

### 2.1 Temperature at Selected Stations

(In centigrade)

Stations	Murree		Rawalpindi/Islamabad		Jhelum		Lahore		Sargodha	
Height in meters above sea level	2167		507		232		213		187	
	Max.	Min.	Max.	Min.	Max.	Min.	Max.	Min.	Max.	Min.

Month:

Jul, 2015	22.0	16.4	33.0	24.2	35.6	26.3	34.2	25.4	63.0	27.7
Aug, 2015	23.2	15.9	33.6	23.9	35.5	26.6	34.6	26.6	35.8	27.0
Sep, 2015	22.6	13.1	33.4	19.8	35.5	22.8	34.5	25.1	36.2	25.4
Oct, 2015	19.7	10.1	32.9	18.3	31.9	18.0	32.0	20.2	32.3	20.6
Nov, 2015	15.3	6.4	23.6	8.7	25.8	11.5	26.6	13.5	26.1	12.9
Dec, 2015	12.5	1.2	19.8	3.8	21.9	6.1	21.4	7.0	22.3	8.1
Jul, 2016	23.6	15.9	35.3	24.2	35.9	25.1	35.8	25.9	36.1	26.7
Aug, 2016	22.9	15.1	34.1	23.1	35.5	25.6	35.1	25.6	35.2	26.0
Sep, 2016	22.3	13.8	34.4	22.2	35.8	24.8	35.1	25.5	36.7	26.3
Oct, 2016	21.3	11.6	32.4	15.0	34.0	18.4	33.8	20.5	34.3	20.8
Nov, 2016	17.8	8.0	25.9	7.7	28.0	10.6	27.7	13.0	27.6	13.2
Dec, 2016	17.2	5.5	23.6	3.9	23.6	6.3	23.1	9.3	24.2	9.5

Stations	Faisalabad		Multan		Bahawalpur		Hyderabad		Nawabshah	
Height in meters above sea level	183		122		116		40		37	
	Max.	Min.	Max.	Min.	Max.	Min.	Max.	Min.	Max.	Min.

Month:

Jul, 2015	36.0	27.2	36.7	27.7	36.6	27.0	37.1	27.4	40.6	27.8
Aug, 2015	35.7	27.1	36.2	27.6	36.7	26.8	35.0	26.3	39.2	26.4
Sep, 2015	35.6	24.6	36.5	25.6	36.0	24.3	36.3	24.9	39.1	24.5
Oct, 2015	32.7	19.8	34.0	20.9	34.0	20.0	36.0	23.0	38.5	21.5
Nov, 2015	26.4	12.1	27.7	13.6	28.6	13.5	30.3	17.9	31.3	14.7
Dec, 2015	22.1	6.7	22.6	7.9	23.6	7.6	25.8	10.7	26.2	7.2
Jul, 2016	N.R	N.R	39.2	29.8	39.7	29.2	36.0	27.0	41.1	27.7
Aug, 2016	N.R	N.R	37.2	28.2	37.8	27.8	35.7	25.5	39.1	26.1
Sep, 2016	36.8	25.5	37.1	27.2	38.0	25.7	36.5	24.0	40.1	24.8
Oct, 2016	34.6	20.3	35.4	21.8	36.3	20.7	36.6	21.9	38.4	21.5
Nov, 2016	27.8	12.4	28.5	13.8	30.4	12.8	32.5	17.0	33.3	13.4
Dec, 2016	23.9	8.6	24.6	10.2	25.4	10.0	29.0	14.5	28.8	11.8

Contd.



## 2.1 Temperature at Selected Stations

(In centigrade)

Stations	Jacobabad		Karachi A.P.		Peshawar		D.I.Khan		Saidu Sharif		Gilgit	
Height in meters above sea level	55		21		359		173		961		1459	
	Max.	Min.	Max.	Min.	Max.	Min.	Max.	Min.	Max.	Min.	Max.	Min.

Month:

Jul, 2015	38.4	26.5	34.0	28.4	35.0	26.1	38.1	25.2	32.6	23.0	35.4	19.8
Aug, 2015	36.7	27.0	32.3	26.9	34.5	24.2	36.1	24.1	33.1	22.2	34.3	18.1
Sep, 2015	37.7	24.4	34.6	26.3	27.9	22.0	36.8	22.4	32.6	17.2	29.0	12.7
Oct, 2015	32.5	20.4	35.8	24.9	31.1	17.8	33.2	17.1	27.6	13.2	25.3	7.7
Nov, 2015	28.4	13.6	33.0	18.6	23.8	11.2	27.4	10.0	18.8	7.3	16.3	2.7
Dec, 2015	23.8	7.5	28.5	12.6	19.6	6.3	22.7	4.6	15.9	3.0	12.1	-2.5
Jul, 2016	40.7	29.6	33.6	28.1	37.1	27.2	N.R	N.R	N.R	N.R	35.1	18.9
Aug, 2016	38.4	29.1	33.0	27.1	36.6	25.5	N.R	N.R	N.R	N.R	N.R	N.R
Sep, 2016	37.0	26.9	32.9	26.6	35.6	24.7	N.R	N.R	N.R	N.R	N.R	N.R
Oct, 2016	36.5	21.0	34.0	24.0	32.5	19.3	N.R	N.R	N.R	N.R	N.R	N.R
Nov, 2016	27.2	15.1	33.3	17.1	25.7	12.1	N.R	N.R	N.R	N.R	N.R	N.R
Dec, 2016	26.9	11.6	31.0	15.5	22.4	7.8	N.R	N.R	N.R	N.R	N.R	N.R

Stations	Quetta (Samungli)		Zhub (Fortsandeman)		Khuzdar		Punjgur		Dalbadin	
Height in meters above sea level	1600		1405		1231		980		848	
	Max.	Min.	Max.	Min.	Max.	Min.	Max.	Min.	Max.	Min.

Month:

Jul, 2015	36.1	22.1	35.6	20.6	35.6	26.0	40.0	26.0	43.8	27.0
Aug, 2015	36.1	19.0	36.0	23.2	36.7	23.6	36.7	23.6	42.5	24.0
Sep, 2015	30.6	12.8	32.9	18.7	34.6	21.2	33.8	18.5	37.5	17.8
Oct, 2015	27.8	9.4	29.1	12.2	30.1	18.1	32.4	15.4	35.5	10.5
Nov, 2015	18.6	3.9	21.0	6.8	25.5	10.7	25.0	9.1	26.0	2.9
Dec, 2015	14.5	-1.5	17.5	0.4	22.7	10.3	20.0	3.7	20.0	-2.0
Jul, 2016	37.6	22.8	37.2	22.0	37.5	25.5	N.R	N.R	45.0	21.0
Aug, 2016	34.7	19.4	34.9	20.8	34.6	23.9	37.3	22.2	41.1	22.8
Sep, 2016	N.R	N.R	N.R	N.R	N.R	N.R	N.R	N.R	N.R	N.R
Oct, 2016	N.R	N.R	N.R	N.R	N.R	N.R	N.R	N.R	N.R	N.R
Nov, 2016	N.R	N.R	N.R	N.R	N.R	N.R	N.R	N.R	N.R	N.R
Dec, 2016	N.R	N.R	N.R	N.R	N.R	N.R	N.R	N.R	N.R	N.R

Source: Pakistan Meteorological Department, Karachi.

## 2.2 Rainfall at Selected Stations

(In millimeters)

Stations	Murree	Rawalpindi/ Islamabad	Jhelum	Lahore	Sargodha	Faisal- abad	Multan	Bahawal- pur	Hyder- abad	Nawab- shah	Jaco- abad
Height in meters above sea level	2167	507	232	213	187	183	122	116	40	37	55

Year/month

2011	1442.2	1079.0	748.0	903.0	710.0	544.0	180.0	164.0	404.1	309.0	293.3
2012	1515.0	1076.0	717.0	527.0	368.0	366.0	239.0	183.0	121.0	182.0	486.0
2013	1451.5	1732.0	924.0	1109.0	362.0	378.0	157.0	148.0	74.0	86.0	345.0
2014	1228.6	1139.0	939.3	800.6	401.3	401.8	247.3	67.9	25.4	67.0	21.3
2015	2416.8	1477.0	848.0	856.0	588.0	512.0	395.0	498.0	114.0	120.0	148.0
Jul. 2015	532.4	380.1	178.5	328.0	64.2	96.4	138.9	133.7	114.3	83.1	52.0
Aug. 2015	223.7	87.4	19.6	92.7	112.1	132.3	87.4	86.4	4.0	0.0	0.0
Sep. 2015	249.8	133.4	137.5	126.8	70.8	57.8	10.2	66.3	0.0	0.0	0.0
Oct. 2015	243.3	46.7	72.1	3.8	40.0	14.4	11.7	2.0	T.R	0.0	0.0
Nov. 2015	107.3	18.5	10.6	0.4	3.3	0.0	0.1	0.0	0.0	0.0	T.R
Dec. 2015	42.2	25.8	31.0	6.0	T.R	2.0	T.R	0.0	0.0	0.0	0.0
Jul. 2016	301.3	344.8	280.1	151.7	312.8	N.R	52.4	34.0	0.0	4.0	7.0
Aug. 2016	195.7	265.0	197.0	315.1	87.0	94.3	69.0	3.7	131.8	63.0	3.4
Sep. 2016	114.2	3.0	53.7	127.7	20.0	9.6	2.6	0.0	Nil	Nil	18.6
Oct. 2016	28.0	9.0	5.3	0.6	0.0	24.0	Tr.	0.0	0.0	0.0	0.0
Nov. 2016	0.0	0.0	1.0	0.0	1.0	0.0	0.0	0.0	0.0	0.0	0.0
Dec. 2016	1.0	0.0	T.R	0.0	0.0	0.0	0.0	0.0	0.0	0.0	0.0

Contd.

## 2.2 Rainfall at Selected Stations

(In millimeters)

Stations	Karachi Airport	Peshawar	D.I. Khan	Saidu Sharif	Gilgit	Quetta (Samungli)	Zhob (Fort sandeman)	Khuzdar	Punjgoor	Dalbadin
Height in meters above sea level	21	359	173	961	1459	1600	1405	1231	980	848

Year/month

2011	290.6	568.0	281.0	853.7	158.7	246.5	40.5	286.6	138.0	64.9
2012	152.0	480.0	450.0	803.0	110.5	410.0	47.0	167.0	33.0	16.0
2013	169.0	551.0	327.0	954.3	153.5	53.0	66.0	479.0	101.0	23.0
2014	30.7	326.3	249.7	660.0	107.0	97.0	173.7	201.9	61.8	17.3
2015	53.0	1387.0	477.0	1062.2	144.0	153.0	364.0	147.0	61.0	47.0
Jul. 2015	46.6	187.0	26.0	120.3	9.3	T.R	117.0	45.6	0.0	T.R
Aug. 2015	1.4	162.3	200.0	81.2	16.3	0.0	40.0	15.2	0.0	0.0
Sep. 2015	T.R	25.0	0.0	38.5	28.1	0.0	54.0	0.0	0.0	0.0
Oct. 2015	0.0	55.0	78.0	83.0	6.8	3.0	5.0	13.4	0.0	7.0
Nov. 2015	0.0	55.0	1.0	78.9	12.8	20.2	9.0	0.0	0.0	TR
Dec. 2015	0.0	8.0	2.5	38.1	1.9	4.0	5.0	0.0	0.0	0.0
Jul. 2016	1.9	32.1	N.R	N.R	24.8	3.0	15.0	37.5	N.R	T.R
Aug. 2016	96.9	45.0	N.R	N.R	10.4	T.R	40.0	14.9	Nil	Nil
Sep. 2016	T.R	3.0	T.R	N.R	N.R	N.R	N.R	N.R	N.R	N.R
Oct. 2016	0.0	1.0	N.R	N.R	N.R	N.R	N.R	N.R	N.R	N.R
Nov. 2016	0.0	0.0	N.R	N.R	N.R	N.R	N.R	N.R	N.R	N.R
Dec. 2016	0.0	T.R	N.R	N.R	N.R	N.R	N.R	N.R	N.R	N.R

N.R = Not received

TR = Trace (Rainfall less than 0.1 mm)

Source: Pakistan Meteorological Department, Karachi.

## 3. ENERGY & MINING

### 3.1 Production of Crude Oil

Unit: Barrels

Company	Field	Jul,16	Aug,16	Sep ,16	Oct,16	Nov,16	Dec,16	Jan,17	Feb,17	Cummulative Total from July 2016	
<b>PUNJAB</b>											
OGDCL	BHALSYEDAN	143	227	155	220	212	234	267	221	1679	
	CHAK NAURANG	10990	10975	9855	10490	10482	10326	11140	9740	83998	
	DAKHNI	21760	10220	16215	23735	23220	24430	23260	19460	162300	
	DHODAK	896	985	918	1111	1100	1126	934	891	7961	
	FIMKASSAR	5270	5270	5240	5425	5250	5425	5505	5040	42425	
	KAL	13698	14105	13876	14435	13708	13707	14058	12524	110111	
	MISSAKISWAL	3410	3408	3079	3085	2850	2755	2720	2520	23827	
	RAJIAN	80795	83733	85212	85080	80818	84546	84553	67591	652328	
	SOGHRI	4165	1900	2465	3445	3230	3380	2915	2260	23760	
	SADKAL	1161	1299	1293	1457	1533	1686	1801	1494	11724	
	TOOT	8807	8374	7988	8345	8366	8559	8773	7877	67089	
	Sub Total	151095	140496	146296	156828	150769	156174	155926	129618	1187202	
	OPL	DHURNAL	9388	4902	6775	9400	9221	7296	10329	8153	65464
		BHANGALI	180	148	143	178	139	144	168	147	1247
		RATANA	7350	5649	4800	5283	8436	11005	9837	8788	61148
	Sub Total	16918	10699	11718	14861	17796	18445	20334	17088	127859	
	POL	BALKASSAR	14936	14805	14242	14864	13796	13964	11533	10763	108903
		BELA	794	922	0	606	47	0	0	0	2369
		DHULIAN	4028	4092	4047	4343	4274	4407	4519	4184	33894
KHAUR		148	148	136	131	141	148	142	541	1535	
JOYAMIR		529	722	700	723	726	738	750	677	5565	
MINWAL		1844	3871	3162	2478	2437	9419	2236	2017	27464	
MEYAL		9318	9098	8980	8990	8886	2300	9153	7980	64705	
PARIWALI		11140	11200	11258	11415	10247	11691	10932	10359	88242	
PINDORI		6381	6408	6094	8630	6377	6123	5877	5377	51267	
TURKWAL		806	799	823	813	703	823	773	671	6211	
Sub Total		49924	52065	49442	52993	47634	49613	45915	42569	390155	
MPCL	GHAURI	16509	15989	14960	15014	13980	14168	13651	11529	115800	
	HALINI	28666	26765	25263	25577	24146	24401	20890	33802	209510	
	HALINI DEEP	43114	32274	25097	25328	30483	39003	37459	21387	254145	
Sub Total	88289	75028	65320	65919	68609	77572	72000	66718	579455		
PPL	ADHI	228523	212164	201102	205134	200065	264930	268385	216204	1796507	
	Sub Total	228523	212164	201102	205134	200065	264930	268385	216204	1796507	
Dewan	RODHO SALSABIL	1944	2448	2436	2514	2439	2438	2411	2141	18771	
	Sub Total	1944	2448	2436	2514	2439	2438	2411	2141	18771	
TOTAL		536693	492900	476314	498249	487312	569172	564971	474338	4099949	
<b>SINDH</b>											
BHP	ZAMZAMA	19260	18151	16619	16498	15682	15575	15516	13457	130758	
	Sub Total	19260	18151	16619	16498	15682	15575	15516	13457	130758	
UEPL	AASSU	20667	19275	16239	16362	14692	14864	12349	12095	126543	
	ALI	88	63	63	75	76	217	395	0	977	
	BIJORO	161	145	253	480	275	1836	1894	1200	6244	
	BHATTI/NAKURJI	0	0	0	0	0	72	0	0	72	
	BAKSH DEEP	174	0	0	0	0	0	0	0	174	
	BHANOKI	151	3346	884	1269	810	182	0	0	6642	
	BUKHARI DEEP	903	71	298	0	0	0	36	0	1308	
	CHAMAN	0	0	2188	3699	2225	1606	712	333	10763	
	DABHI ( South)	1905	1737	1927	2289	1937	273	801	173	11042	
	DABHI (North)	1551	1581	1565	1794	1480	1816	1720	1127	12634	
	DANG	0	0	0	0	0	1320	2992	1788	6100	
	GHARO	2192	0	459	1904	1799	2455	2319	2246	13374	
	GHUNGHRO	1902	1595	384	0	534	1788	1000	428	7631	
	GOLRACHI	0	0	0	0	0	75	26	0	101	
	HALIPOTA	4642	4266	2121	2361	2532	5398	3722	2068	27110	
	JABO	1951	6901	4385	4136	3882	3825	3962	3663	32705	
	JAGIR	1078	1296	997	991	98	0	870	1273	6603	
	JARAR DEEP	0	0	0	33	17	0	0	0	50	
	JAN	2316	2112	1845	2471	1847	2443	2511	2378	17923	
	KATO	29	101	140	129	168	304	332	376	1579	
	KAMAL NORTH	8633	7948	9816	7769	4652	9391	11110	5994	65313	
	KHASKELI	4751	4731	4158	4545	4324	4740	4508	4149	35906	
	KHASKELI DOWN THROWN	550	270	548	525	522	543	537	466	3961	
	KHOREWAH	1344	1288	1352	1150	1332	1567	1606	1085	10724	
	KHOREWAH DEEP	0	0	147	0	0	0	25	0	172	
	KORAI	624	2226	2646	2530	2020	2396	2290	1127	15859	
	KUMBH	0	0	233	156	86	395	751	1507	3128	
LAGHARI	382	328	546	57	0	0	0	0	1313		

Contd.

## 3.1 Production of Crude Oil

Unit: Barrels

Company	Field	Jul,16	Aug,16	Sep ,16	Oct,16	Nov,16	Dec,16	Jan,17	Feb,17	Cummulative Total from July 2016
	LIMU NORTH	666	297	176	440	376	194	0	3	2152
	LODANO	2856	3632	2753	2686	2033	1832	1451	546	17789
	LODANO DEEP	3731	3569	3816	3606	3322	3348	3086	1587	26065
	MAKDUMPUR	5503	410	0	1238	822	1187	1091	985	11236
	MAZARI	6015	5514	2907	3041	5270	5550	5313	4473	38083
	MEYUN ISMAIL DEEP	212	235	187	239	293	249	114	245	1774
	MEYUN ISMAIL	723	874	758	962	1069	583	977	238	6184
	MAKRANI	0	0	0	8049	4987	0	0	0	13036
	MISSRI	921	0	246	1069	1491	1071	1005	1051	6854
	MOHANO	1146	1161	1080	1110	1037	1139	1059	1020	8752
	MUBAN	0	0	0	0	0	6882	7247	6018	20147
	MAHI	0	0	0	0	95	0	0	0	95
	MURID	9065	8237	7623	6075	4807	4769	4632	2566	47774
	NAIMAT BASAL 2X	1325	2055	1830	1646	1502	1049	1013	565	10985
	NAIMAT BASAL	183	0	0	0	0	0	0	27474	27657
	NAIMAT WEST	24608	27827	29989	33055	30119	27486	24956	0	198040
	NORTH AKARI	0	0	161	0	0	0	382	957	1500
	PANIRO	0	0	0	0	0	2436	2602	2421	7459
	PIARO DEEP	92	94	134	484	394	304	301	176	1979
	PIARO DEEP BASAL	287	140	363	110	0	0	0	0	900
	RAJANI	253	597	619	817	824	695	1336	1099	6240
	RAHIM 1 X	9321	10618	10788	8951	9787	9175	9887	8454	76981
	RAHIM 2X	3228	0	0	0	680	7308	8210	7540	26966
	RAWAT	0	0	904	8353	8656	6463	4599	938	29913
	SAHU	5	30	24	5	0	0	0	0	64
	SALEH	30	210	20	1	0	0	0	0	261
	SAMAN	51	0	0	28	0	0	0	0	79
	SAKHI								103	103
	SAKHI DEEP	0	0	21	0	0	0	0	0	21
	SONRO	12397	11419	10861	11244	9574	7952	7014	6849	77310
	SOUTH BUZDAR DEEP	10089	3645	2069	1886	2082	2014	20898	12708	55391
	SOUTH MAZARI	8167	7896	8531	9224	9367	9238	8603	8161	69187
	SOUTH MAZARI DEEP	15282	14429	10598	10573	8635	10328	12910	12266	95021
	SOHRAB	0	0	0	3335	0	0	0	0	3335
	SOHRAB DEEP	3902	3931	4243	0	4597	4686	4014	3995	29368
	SHEIKHANO	2234	1905	1901	1955	2080	3666	1783	1808	17332
	SUTIARI DEEP	6386	7601	8038	9037	8267	7799	8429	7424	62981
	SUMAR DEEP	12307	1964	0	307	499	3391	3503	4583	26554
	SALAMAT	0	0	0	0	20	0	0	0	20
	THEBO	2870	3033	1813	1064	1790	942	1481	1729	14722
	TANDO GHULAM ALI	262	9	24	0	0	0	60	71	426
	THARO	712	499	423	270	226	246	187	137	2700
	TAJEDI	2142	1880	1079	1452	1325	1537	1545	1386	12346
	TANGRI	1075	1394	990	1297	880	962	478	1014	8090
	TANGRI DEEP	236	287	271	320	334	282	283	208	2221
	TURK	1413	1330	959	1711	976	749	241	723	8102
	TURK DEEP	698	759	441	817	1194	1278	1132	779	7098
	UMER	132	262	565	306	296	46	195	135	1937
	ZAUR	5546	7820	7709	6586	6495	8196	8545	6079	56976
	Sub Total	212065	194843	178108	198074	181509	202538	217030	181990	1566157
OGDCL	BOBI	12595	8515	10890	12365	12100	12870	13450	11540	94325
	BALUCH	4731	7415	4418	3699	4154	3802	3749	3749	35717
	CHAK 2	13789	24201	24728	28809	29635	30896	31039	28435	211533
	CHAK 7A	1085	945	1290	1395	1350	1395	1395	1260	10115
	CHAK 63	15295	22076	25204	26445	26193	27918	21374	19987	184492
	CHAK 63 SOUTH EAST	10015	13031	15608	15418	15147	15465	15554	13790	114027
	CHAK 66 NE	110	0	0	2348	2260	2147	2193	2884	11942
	DARS								13360	13360
	DARS WEST								13129	13129
	DARS DEEP								1014	1014
	HAKHEEM DAHO	5869	8783	8484	8525	9673	9186	9308	9682	69511
	NIM	835	860	778	770	820	880	800	640	6383
	NUR BAGHLA	1024	846	830	1106	1028	1075	1040	929	7878
	NOORAI JAGR	2795	2355	1795	960	1625	595	1040	535	11700
	JAKHRO	721	1223	1327	1647	1227	1520	1550	1335	10550
	JARWAR	4690	4530	4000	3735	4050	2275	0	210	23490
	KUNNAR	115687	124224	129375	137163	130955	138967	134739	110579	1021689
	KUNNAR WEST								2765	2765
	KUNNAR PASAKHI DEEP	27498	27765	27305	26995	26150	33885	44022	28225	241845
	LASHARI CENTRE	17285	17360	16715	16805	15275	15635	15920	14015	129010
	LALA JAMALI	0	1054	987	1022	1213	1215	1183	1244	7918

Contd.

## 3.1 Production of Crude Oil

Unit: Barrels

Company	Field	Jul,16	Aug,16	Sep ,16	Oct,16	Nov,16	Dec,16	Jan,17	Feb,17	Cummulative Total from July 2016
	MISSAN	3505	3505	3390	3505	3420	3505	3505	3160	27495
	PALI	17760	15555	16465	15140	13060	13284	10265	10475	112004
	PALI DEEP	0	0	380	3608	2081	2393	805	0	9267
	PASAKI	105710	105705	102000	106325	100990	95600	97020	87925	801275
	PASAKI NORTH	11495	11590	11020	11080	11115	11600	18550	16615	103065
	PASAKI EAST								3640	3640
	PASAKI NORTH EAST	9150	9015	8860	9075	8775	7150	5560	5045	62630
	PASAKI DEEP WEST								1162	1162
	QADIR PUR	14180	12055	8980	12088	14130	14775	17365	16385	109958
	SHAH								260	260
	SONO	18905	14715	15620	17890	18370	19065	18960	17225	140750
	TANDO ALAM	18440	18425	15300	15385	14875	15525	15285	13955	127190
	TANDO ALLAH YAR								2033	2033
	THORA DEEP								3420	3420
	THORA	8780	9300	9015	9200	8990	9235	8995	8285	71800
	UNAR								2380	2380
	Sub Total	441949	465048	464765	492503	478661	491858	494666	471272	3800722
PPL	ADAM	1162	1729	1051	1668	2077	1755	2350	2183	13975
	ADAM WEST	635	797	494	764	814	924	901	420	5749
	KANDH KOT	152	86	344	416	430	373	335	380	2516
	SHARF	0	3265	8136	14375	16579	18627	18477	17800	97259
	SHAHDAD	2033	2006	1983	2660	2313	2407	2722	2344	18468
	MAZARANI	318	296	281	250	250	331	349	360	2435
	Sub Total	4300	8179	12289	20133	22463	24417	25134	23487	140402
MPCL	MARI	1302	1383	1596	1566	337	496	1835	1739	10254
	SUJJAL	2928	3656	3791	3803	3958	4315	4594	4000	31045
	SUJAWAL	1685	1875	1851	1783	1737	1724	1623	1353	13631
	Sub Total	5915	6914	7238	7152	6032	6535	8052	7092	54930
Eni(Pak)	BHIT	7068	5562	8400	8868	7940	7696	7341	7214	60088
	BADHRA	1516	1435	1194	1439	1399	1342	1662	1502	11488
	KADANWARI	519	499	326	333	604	480	387	314	3462
	Sub Total	9102	7496	9920	10640	9943	9518	9390	9030	75038
OMV	LATIF	1827	1838	2126	1533	1546	2173	935	1547	13525
	MIANO	1323	1342	896	888	1851	1707	1165	922	10094
	Sub Total	3149	3180	3022	2421	3397	3880	2100	2469	23618
OMV Maurice	MEHAR	13508	12620	31953	31034	31823	32456	28966	25058	207418
	Sub Total	13508	12620	31953	31034	31823	32456	28966	25058	207418
	TOTAL	709248	716431	723914	778455	749510	786777	800854	733855	5999043
KHYBER .P.K										
OGDCL	CHANDA	41570	51370	46580	41910	36485	33975	29430	23665	304985
	NASPHA	563280	473288	616851	705190	724668	794983	794964	705569	5378793
	MELA	57400	64150	63300	60630	53365	49595	49650	41490	439580
	Sub Total	662250	588808	726731	807730	814518	878553	874044	770724	6123358
MOL	MANZALAI	14187	81155	12747	15038	14553	15181	13768	11642	178271
	MAMIKHEL	14716	12498	12053	19881	20633	19673	19084	19340	137878
	MARAMZAI	142718	73384	125457	132400	128049	132701	131364	117078	983151
	MAKORI	972	998	588	561	1185	2685	5599	1094	13682
	MAEDANKHEL	0	0	0	0	5262	119223	116210	76953	317648
	MAKORI EAST	442456	478810	293356	450341	459239	478768	474098	421140	3498207
	Sub Total	615049	646845	444201	618221	628921	768231	760122	647247	5128837
	TOTAL	1277299	1235653	1170932	1425951	1443439	1646784	1634166	1417971	11252195
BALUCHISTAN										
OGDCL	UCH	1147	837	640	541	726	951	1120	1292	7254
	Sub Total	1147	837	640	541	726	951	1120	1292	7254
MPCL	ZARGHUN SOUTH	132	196	146	149	186	201	319	282	1611
	Sub Total	132	196	146	149	186	201	319	282	1611
PPL	SUI	459	1399	1407	1805	2208	2984	3351	1560	15173
	Sub Total	459	1399	1407	1805	2208	2984	3351	1560	15173
	TOTAL	1738	2432	2193	2495	3120	4136	4790	3134	24038
	GRAND TOTAL	2524978	2447416	2373352	2705150	2683381	3006869	3004781	2629298	21375225

## 3.2 Production of Natural Gas

Unit:(MCFT)

Company	Field	Jul,16	Aug,16	Sep ,16	Oct,16	Nov,16	Dec,16	Jan,17	Feb,17	Cummulative Total from July 2016
<b>PUNJAB</b>										
OGDCL	DAKHNI	818.13	369.66	672.42	862.75	753.79	767.60	758.19	708.61	5711.15
	BAHU	101.18	92.75	58.80	47.44	40.53	44.90	43.82	36.44	465.86
	FIMKASSAR	3.77	3.72	3.60	3.72	3.60	3.72	3.72	3.36	29.21
	DHODAK	102.30	102.30	99.00	102.30	99.00	102.30	102.30	92.40	801.90
	KAL	2.03	2.10	1.97	2.00	1.78	1.79	1.82	1.61	15.10
	MISSAKISWAL	4.87	5.01	4.80	4.92	4.64	4.64	4.60	4.09	37.57
	NANDPUR/PANJPIR	349.40	306.78	293.48	304.82	296.17	317.93	312.80	266.65	2448.03
	RAJIN	31.71	33.65	34.63	35.29	33.80	36.11	38.38	31.96	275.53
	SOGHRI	301.63	125.81	210.28	287.40	271.88	284.91	253.02	245.63	1980.56
	TOOT	33.60	34.32	33.59	34.71	18.99	31.67	31.62	28.56	247.06
	SADKAL	41.63	47.93	47.75	47.45	46.07	49.50	48.44	43.88	372.65
	SUB TOTAL	1790.25	1124.03	1460.32	1732.80	1570.25	1645.07	1598.71	1463.19	12384.62
OPL	DHURNAL	28.63	17.72	24.75	31.74	36.11	25.25	27.91	23.45	215.56
	BHANGALI	1.60	1.25	1.32	1.68	1.22	0.94	0.33	0.32	8.66
	RATANA	161.53	115.54	95.00	97.92	181.42	238.10	227.18	197.16	1313.85
	SUB TOTAL	191.76	134.51	121.07	131.34	218.75	264.29	255.42	220.93	1538.07
POL	BALKASSAR	2.99	2.68	2.56	2.67	2.52	2.56	2.11	1.75	19.84
	BELA	0.00	17.66	0.00	33.86	1.07	0.00	0.00	0.00	52.59
	DHULIAN	69.89	67.86	64.07	66.74	64.60	66.74	67.18	60.00	527.08
	MEYAL	71.25	68.29	65.00	68.24	62.90	63.12	65.44	59.67	523.91
	PARIWALI	136.68	147.56	141.19	137.67	133.97	138.61	129.77	113.56	1079.01
	PINDORI	19.35	19.41	18.70	27.81	20.76	19.14	19.19	17.37	161.73
	TURKWAL	1.53	1.51	1.49	1.55	1.50	1.55	1.55	1.40	12.08
	SUB TOTAL	301.69	324.97	293.01	338.54	287.32	291.72	285.24	253.75	2376.24
PPL	ADHI	1709.00	1704.00	1650.00	1716.00	1751.00	2010.00	2184.00	1952.00	14676.00
	SUB TOTAL	1709.00	1704.00	1650.00	1716.00	1751.00	2010.00	2184.00	1952.00	14676.00
MPCL	HALINI	22.76	21.50	20.63	22.14	20.91	21.99	18.31	16.97	165.21
	HALINI DEEP	46.91	35.91	27.07	26.66	37.19	55.39	51.36	50.89	331.38
	SUB TOTAL	69.67	57.41	47.70	48.80	58.10	77.38	69.67	67.86	496.59
DEWAN	RODHO(SALSABIL)	287.12	348.19	338.14	350.13	335.70	340.77	333.47	292.70	2626.22
	SUB TOTAL	287.12	348.19	338.14	350.13	335.70	340.77	333.47	292.70	2626.22
	TOTAL	4349.49	3693.11	3910.24	4317.61	4221.12	4629.23	4726.51	4250.43	34097.74
<b>SINDH</b>										
BHP	ZAMZAMA	4100.13	3876.03	3524.74	3716.61	3425.49	3310.67	3255.10	2814.07	28022.84
	SUB TOTAL	4100.13	3876.03	3524.74	3716.61	3425.49	3310.67	3255.10	2814.07	28022.84
UEPL	ALI	75.51	70.64	77.51	90.30	67.22	64.30	70.38	56.10	571.96
	AASSU	4.86	4.85	4.36	4.57	4.29	4.37	4.12	3.74	35.16
	BUKHARI DEEP	29.34	26.61	22.14	22.42	15.77	11.56	10.73	8.97	147.54
	BHATTI/NAKURJI	0.00	0.00	0.00	0.00	6.85	21.99	17.19	7.64	53.67
	BAKSH DEEP	28.74	0.00	0.00	0.00	0.00	0.00	0.00	0.00	28.74
	BIJORO	0.42	0.26	0.27	0.36	0.46	0.53	1.96	1.34	5.60
	BHANOKI	46.16	535.40	244.16	281.68	258.18	198.15	20.52	0.01	1584.26
	BILAL	0.00	0.00	0.00	0.00	0.00	1.91	2.06	1.09	5.06
	CHAMAN	0.00	0.00	201.93	428.13	185.03	117.29	149.66	132.49	1214.53
	DABHI SOUTH	8.24	8.59	9.26	7.42	7.23	5.17	3.29	0.94	50.14
	DABHI NORTH	0.76	1.51	1.55	1.65	0.66	0.07	0.05	0.74	6.99
	DANG					0.00	1.01	1.56	1.42	3.99
	DUPHRI	2.38	0.00	0.00	0.00	0.00	0.00	0.00	0.00	2.38
	FATEH SHAH NORTH	13.27	33.29	17.26	12.64	8.97	1.64	3.07	5.04	95.18
	GHUNGRO	1.23	1.22	0.28	0.00	0.19	0.73	0.59	0.36	4.60
	GHARO	0.54	0.00	0.29	0.59	0.56	0.64	0.52	0.53	3.67
	GOLARCHI	0.00	0.00	0.00	0.00	1.30	31.06	26.54	5.54	64.44
	HAIDER DEEP							0.00	2.25	2.25
	HALIPOTA	8.61	10.81	9.38	6.52	7.16	6.60	3.08	5.09	57.25
	JABO	6.40	5.59	5.25	5.08	4.89	4.97	4.64	4.40	41.22
	JARAR DEEP	8.72	9.40	8.67	7.34	7.83	7.32	8.42	4.27	61.97

Contd

## 3.2 Production of Natural Gas

Unit:(MCFT)

Company	Field	Jul,16	Aug,16	Sep ,16	Oct,16	Nov,16	Dec,16	Jan,17	Feb,17	Cummulative Total from July 2016
	JOGWANI	0.42	3.62	3.35	0.00	0.00	0.00	0.00	0.00	7.39
	JAGIR	0.91	0.79	0.93	1.02	0.67	0.00	0.51	0.66	5.49
	JAN	0.26	0.28	0.19	0.28	0.26	0.30	0.30	0.28	2.15
	KATO	6.05	4.46	4.80	6.26	5.36	6.38	5.99	6.72	46.02
	KAMAL NORTH -1	27.96	29.31	34.47	26.73	24.43	39.05	39.48	24.34	245.77
	KAUSAR	44.99	41.39	39.93	43.36	37.79	42.57	43.96	48.19	342.18
	KHASKHELI	6.67	7.02	6.14	5.96	6.05	6.47	6.29	5.94	50.54
	KHASKHELI DOWN THROWN	0.82	0.61	0.72	0.74	0.76	0.83	0.82	0.75	6.05
	KHOREWAH	87.78	92.73	83.62	79.45	88.64	80.25	84.68	73.96	671.11
	KHOREWAH DEEP	4.03	4.26	4.37	4.24	4.44	4.37	4.43	3.93	34.07
	KORAI	51.57	110.56	106.89	109.49	105.74	99.40	87.69	70.16	741.50
	KUMBH	49.06	42.35	38.35	37.60	34.57	38.17	36.60	27.13	303.83
	LAGHARI	0.38	0.36	0.20	0.18	0.03	0.00	0.00	0.00	1.15
	LODANO	48.51	131.51	82.21	71.03	61.21	51.24	26.31	7.00	479.02
	LODANO DEEP	12.14	16.23	14.80	12.94	12.75	11.78	12.68	6.58	99.90
	LIARI DEEP							1.55	0.06	1.61
	LIMU NORTH	330.04	234.46	145.09	128.95	143.96	156.54	122.73	80.33	1342.10
	LIMU EAST	1.04	0.27	0.09	0.00	0.00	0.00	0.34	1.06	2.80
	MAKHDUM PUR	27.92	27.61	26.84	32.76	32.10	31.42	24.28	25.62	228.55
	MAKHDUM PUR DEEP	2.50	2.71	2.68	3.32	2.58	2.71	0.72	2.55	19.77
	MAKRANI	0.00	0.00	0.00	98.27	80.43	0.00	0.00	0.00	178.70
	MAZARI	2.49	4.76	3.45	2.56	2.65	1.26	0.84	1.65	19.66
	MAHI	0.58	6.12	6.64	5.12	2.67	3.25	1.67	0.51	26.56
	MEYUN ISMAIL DEEP	26.46	21.06	36.50	37.15	36.91	30.85	15.48	26.89	231.30
	MISSRI	1.82	0.00	0.82	1.65	2.59	1.74	1.75	1.59	11.96
	MOHANO	0.99	1.05	0.95	0.91	0.91	0.97	0.95	0.92	7.65
	MOR	0.00	0.00	36.75	21.47	15.26	15.03	5.73	0.00	94.24
	MUBAN	0.00	0.00	0.00	0.00	0.12	2.72	2.95	2.86	8.65
	MURID	3.56	4.12	2.12	2.28	1.83	1.82	1.69	1.18	18.60
	NAIMAT BASAL	67.20	72.76	72.78	74.24	71.39	76.69	54.18	51.30	540.54
	NAIMAT BASAL 2X	16.08	12.49	12.30	12.03	9.99	14.69	10.69	10.63	98.90
	NAIMAT WEST	4049.92	4307.88	4114.68	4201.01	3854.70	3653.26	3076.55	3252.82	30510.82
	NANDO	3.24	3.47	3.22	2.84	2.58	2.43	2.06	1.66	21.50
	NURPUR DEEP	22.50	20.12	7.14	16.03	9.61	6.28	0.00	0.00	81.68
	NORTH AKRI	0.00	0.00	0.07	0.00	0.00	0.08	0.20	0.20	0.55
	PANIRO	0.00	0.00	0.00	0.00	0.12	1.46	2.07	1.89	5.54
	PIARO DEEP	7.83	6.11	6.87	14.67	11.02	9.27	7.39	7.67	70.83
	PIARO DEEP BASAL	65.64	59.35	54.17	31.38	0.00	0.00	0.26	3.48	214.28
	PIR	0.00	0.00	0.00	0.00	0.00	0.00	0.00	0.00	0.00
	QASIM DEEP	80.64	77.66	63.70	48.04	42.97	44.58	40.16	32.30	430.05
	RAHIM NORTH	0.00	0.00	0.00	0.00	0.00	0.00	0.00	0.00	0.00
	RAHIM 1X	41.68	46.89	42.27	33.77	26.93	33.77	33.98	30.48	289.77
	RAHIM 2X	6.30	0.00	0.00	0.00	2.91	27.52	32.17	31.72	100.62
	RAJANI	5354.90	5552.59	5333.74	5513.93	6289.70	5379.63	5910.57	5522.75	44857.81
	RAWAT	0.00	0.00	1.20	6.16	8.45	7.61	7.34	2.36	33.12
	RAGNI DEEP	16.65	17.49	7.66	9.91	12.23	10.71	8.37	7.46	90.48
	SALEH	0.09	1.62	0.18	0.00	0.00	0.00	0.00	0.00	1.89
	SAKHI	0.00	0.00	0.00	0.00	0.00	0.63	0.99	0.77	2.39
	SAKHI DEEP	33.90	31.69	28.82	31.38	24.44	25.90	26.81	22.59	225.53
	SAKHI SOUTH DEEP	0.27	0.00	0.00	0.00	0.00	0.00	0.00	1.15	1.42
	SAMAN	0.33	0.00	0.00	0.00	0.01	0.00	0.00	0.00	0.34
	SALAMAT	979.05	1012.39	940.48	981.79	893.85	885.49	824.29	788.72	7306.06
	SAHU	2.03	1.78	1.07	0.92	0.65	0.00	0.00	0.00	6.45
	SAJAN	0.00	0.00	0.00	0.00	0.00	0.00	0.00	0.00	0.00
	SIRAJ SOUTH	0.00	0.00	0.00	1.11	1.77	1.93	0.70	0.65	6.16
	SONRO	19.99	25.53	19.63	19.83	19.39	19.40	19.09	20.50	163.36
	SOUTH MAZARI	2.39	4.23	4.34	6.21	2.36	1.15	0.77	1.69	23.14
	SOUTH MAZARI DEEP	27.04	24.51	21.10	19.05	16.98	19.50	23.99	24.30	176.47

Contd



## 3.2 Production of Natural Gas

Unit:(MCFT)										
Company	Field	Jul,16	Aug,16	Sep ,16	Oct,16	Nov,16	Dec,16	Jan,17	Feb,17	Cummulative Total from July 2016
	SOHRAB DEEP	1208.40	1159.67	1164.17	1377.60	1250.57	1252.36	1231.71	1119.50	9763.98
	SUMAR DEEP	135.15	44.10	9.75	87.92	110.61	133.23	148.64	169.92	839.32
	SOUTH BUZDAR	0.00	0.00	0.00	82.64	0.00	0.00	0.00	0.00	82.64
	SOUTH BUZDAR DEEP	104.88	110.70	93.55	0.00	82.09	75.04	69.35	57.26	592.87
	SHEIKHANO	2.73	1.95	1.86	1.89	2.21	1.96	1.20	1.11	14.91
	SHEIKHANO DEEP	0.00	0.00	0.00	0.00	0.00	0.00	0.00	0.00	0.00
	SUTIARI DEEP	1451.37	1356.83	1274.90	1329.80	1344.36	1493.55	2182.46	1639.54	12072.81
	SUHRAT	32.06	31.01	28.86	30.52	28.77	31.40	29.27	4.73	216.62
	TANDO GHULAM ALI	37.46	33.83	26.85	33.00	23.49	25.05	24.50	21.67	225.85
	TANGRI	2.67	2.71	2.74	2.67	2.21	2.95	1.65	1.25	18.85
	TANGRI DEEP	12.97	6.36	8.98	17.81	7.24	10.68	5.74	7.80	77.58
	TAJEDI	0.20	0.18	0.12	0.19	0.18	0.18	0.18	0.16	1.39
	THEBO	25.48	21.69	23.64	35.06	33.17	26.95	35.07	31.56	232.62
	THARO	203.31	161.82	160.45	153.39	140.63	131.70	115.90	105.55	1172.75
	TURK	57.15	53.75	48.01	48.24	40.30	45.61	46.12	42.65	381.83
	TURK DEEP	139.87	126.95	81.16	51.71	62.78	98.56	106.69	91.25	758.97
	UMER	54.39	45.23	142.96	120.74	71.04	70.58	51.31	38.35	594.60
	USMAN	58.84	9.39	0.00	0.00	10.15	49.88	59.19	46.87	234.32
	WASAYO	0.00	0.00	0.00	0.00	0.00	0.00	0.00	0.00	0.00
	ZAUR	6.81	6.27	7.73	10.34	7.73	7.53	7.28	7.30	60.99
	ZAUR WEST	0.82	0.59	0.64	0.86	0.34	0.00	0.00	0.00	3.25
	ZAUR DEEP	3.17	2.33	2.66	0.79	2.28	3.65	3.17	3.87	21.92
	SUB TOTAL	15309.53	15949.73	15099.66	16011.89	15803.50	14791.27	15060.86	13870.25	121896.69
OGDCL	BOBI	170.55	133.96	156.46	170.01	164.51	170.60	171.25	155.40	1292.74
	BALUCH	54.90	91.80	69.23	46.89	41.44	43.75	45.00	38.78	431.79
	CHAK 2	342.57	612.15	597.23	596.99	515.76	582.57	602.95	558.97	4409.19
	CHAK 7A	19.69	20.18	19.63	20.87	20.96	21.05	18.19	15.19	155.76
	CHAK 63	105.87	158.86	196.14	223.91	256.08	217.81	182.73	139.81	1481.21
	CHAK 63 SOUTH EAST	88.15	100.72	95.24	130.00	141.46	103.63	118.78	91.60	869.58
	CHAK 66NE	2.00	0.00	0.00	47.16	55.15	49.48	50.99	55.51	260.29
	HAKEEM DAHO	102.07	121.65	115.05	78.84	104.24	96.63	98.99	115.43	832.90
	DACHRAPUR	229.94	208.16	166.73	156.44	158.93	162.90	148.04	133.53	1364.67
	DARS								149.88	149.88
	DARS WEST								186.72	186.72
	DARS DEEP								151.53	151.53
	LALA JAMALI	40.25	60.70	113.26	110.99	76.65	116.06	119.39	80.94	718.24
	JAKHRO	18.99	30.75	46.79	42.14	39.83	30.66	40.57	40.71	290.44
	MARU-RETI	385.16	371.38	351.67	170.97	336.52	361.69	286.25	288.86	2552.50
	NUR BAGHLA	79.95	67.40	66.70	94.20	89.60	88.60	85.40	75.20	647.05
	NOORAI JAGIR	135.38	122.15	95.48	69.12	43.71	32.07	34.56	30.84	563.31
	NIM	23.98	21.21	18.02	14.16	12.93	13.60	13.71	12.13	129.74
	PASAKHI	20.62	20.62	19.95	20.62	19.95	20.62	20.62	18.62	161.62
	PASAKI EAST								291.45	291.45
	PASAKI DEEP WEST								141.39	141.39
	QADIRPUR	10966.18	10924.07	10725.06	11036.32	10396.40	10634.37	10500.69	9426.63	84609.72
	KUNNAR	378.34	361.33	373.89	400.77	389.03	401.70	398.33	325.01	3028.40
	KUNNAR PASAKHI DEEP	3437.52	3531.84	3503.50	3462.20	3601.27	3802.97	4100.92	2461.77	27901.99
	KUNNAR WEST								330.41	330.41
	SARI HUNDI	29.07	20.77	44.01	60.91	23.10	1.58	38.89	47.43	265.76
	SHAH								28.18	28.18
	TANDO ALLAH YAR								190.55	190.55
	THORA DEEP								505.29	505.29
	UNAR								270.50	270.50
	SUB TOTAL	16631.18	16979.70	16774.04	16953.51	16487.52	16952.34	17076.25	16358.26	134212.80
PPL	ADAM	94.00	78.00	89.00	92.00	112.00	93.00	184.00	178.00	920.00
	ADAM WEST	440.00	519.00	342.00	532.00	467.00	505.00	324.00	222.00	3351.00
	CHACHAR	94.00	99.00	94.00	97.00	88.00	96.00	96.00	89.00	753.00
	KANDHKOT	5800.00	5976.00	5894.00	5885.00	5800.00	6391.00	6257.00	5812.00	47815.00

Contd

## 3.2 Production of Natural Gas

Unit:(MCFT)

Company	Field	Jul,16	Aug,16	Sep ,16	Oct,16	Nov,16	Dec,16	Jan,17	Feb,17	Cummulative Total from July 2016
	SHAHDAD	186.00	165.00	204.00	225.00	213.00	220.00	216.00	212.00	1641.00
	SHARF	0.00	489.00	1056.00	1414.00	1460.00	1501.00	1491.00	1376.00	8787.00
	MAZRANI	125.00	123.00	114.00	103.00	116.00	118.00	117.00	101.00	917.00
	SUB TOTAL	6739.00	7449.00	7793.00	8348.00	8256.00	8924.00	8685.00	7990.00	64184.00
MPCL	KOONJ-1A	29.91	31.71	30.03	29.60	30.98	32.44	30.74	24.13	239.54
	MARI	20078.41	20053.21	19216.43	18388.45	18488.35	18974.79	19891.12	17948.60	153039.36
	SUJJAL	450.45	487.96	477.02	493.60	482.93	521.07	544.55	487.63	3945.21
	SUJAWAL	321.95	295.46	275.32	265.88	245.01	240.13	221.12	190.03	2054.90
	SUB TOTAL	20880.72	20868.34	19998.80	19177.53	19247.27	19768.43	20687.53	18650.39	159279.01
ENI(PAK)	BHIT	4271.32	4280.33	4480.59	4458.96	4187.50	4073.02	3765.85	3436.70	32954.27
	BADHRA	3149.78	3047.18	2881.52	2921.20	2772.40	2831.26	2890.67	2594.22	23088.23
	KADANWARI	1506.41	1444.27	1417.64	1385.10	1253.58	1020.85	1242.64	1176.77	10447.26
	SUB TOTAL	8927.51	8771.78	8779.75	8765.26	8213.48	7925.13	7899.16	7207.69	66489.76
OMV	MIANO	2525.54	2496.00	2521.00	2353.00	2437.00	2471.00	2370.00	2187.00	19360.54
	LATIF	2162.24	2048.00	1942.00	1891.00	1806.00	1823.00	1500.00	1261.00	14433.24
	SAWAN	2255.60	2240.00	2108.00	2131.00	2015.00	2052.00	2049.00	1731.00	16581.60
	TAJJAL	106.68	103.00	98.00	99.00	92.00	97.00	91.00	75.00	761.68
	SUB TOTAL	7050.06	6887.00	6669.00	6474.00	6350.00	6443.00	6010.00	5254.00	51137.06
OMV MAURICE	SAQIB	0.00	2.00	0.00	0.00	0.00	0.00	0.00	0.00	2.00
	MEHAR	237.59	219.36	460.28	495.18	491.87	525.32	474.15	421.40	3325.15
	SUB TOTAL	237.59	219.36	460.28	495.18	491.87	525.32	474.15	421.40	3325.15
PEL	BADAR	481.01	492.81	494.95	527.82	533.47	548.10	552.76	501.61	4132.53
	BLOCK-22	303.12	322.64	307.32	300.68	311.25	282.37	297.45	315.33	2440.16
	SUB TOTAL	784.13	815.45	802.27	828.50	844.72	830.47	850.21	816.94	6572.69
POGC	REHMAN	268.16	265.30	255.43	260.82	230.50	252.38	262.07	232.68	2027.34
	RIZQ	0.00	0.00	0.00	0.00	225.99	375.87	339.74	345.84	1287.44
	SUB TOTAL	268.16	265.30	255.43	260.82	456.49	628.25	601.81	578.52	3314.78
	TOTAL	80928.01	82081.69	80156.97	81031.30	79576.34	80098.88	80600.07	73961.52	638434.78
KHYBER .P.K										
OGDCL	CHANDA	87.04	84.64	81.94	73.64	79.78	76.35	72.38	70.67	626.44
	NASHPA	2466.52	1989.43	2518.45	2830.63	2842.31	3123.86	3158.02	2838.19	21767.41
	MELA	263.38	281.50	285.45	276.11	245.45	244.12	224.09	196.93	2017.03
	SUB TOTAL	2816.94	2355.57	2885.84	3180.38	3167.54	3444.33	3454.49	3105.79	24410.88
MOL	MAKORI	27.65	19.01	11.24	13.30	17.07	33.42	73.90	16.06	211.65
	MAKORI EAST	2537.08	2762.99	1682.15	2616.04	2639.10	2743.62	2684.37	2430.09	20095.44
	MARDANKHEL	0.00	0.00	0.00	0.00	69.90	1328.24	1332.80	913.32	3644.26
	MAMIKHEL	836.19	818.49	747.72	843.95	848.93	834.51	809.03	704.99	6443.81
	MANZALAI	1296.86	1251.80	1162.78	1159.94	1124.78	1140.65	3827.27	895.04	11859.12
	MARAMZAI	3981.03	3893.76	3435.90	3919.68	3759.86	3877.45	1042.01	3514.70	27424.39
	SUB TOTAL	8678.81	8746.05	7039.79	8552.91	8459.64	9957.89	9769.38	8474.20	69678.67
	TOTAL	11495.75	11101.62	9925.63	11733.29	11627.18	13402.22	13223.87	11579.99	94089.55
BALUCHISTAN										
OGDCL	LOTI	885.57	813.18	841.70	867.95	778.60	835.86	843.42	739.15	6605.43
	PIRKOH	332.80	288.80	287.25	297.60	299.05	312.10	302.15	268.20	2387.95
	UCH	12192.60	12977.70	12714.40	9523.90	11973.00	13422.70	12346.30	11866.20	97016.80
	SUB TOTAL	13410.97	14079.68	13843.35	10689.45	13050.65	14570.66	13491.87	12873.55	106010.18
MPCL	ZARGHUM SOUTH	299.54	293.44	267.14	270.13	264.85	278.97	501.71	462.01	2637.79
	SUB TOTAL	299.54	293.44	267.14	270.13	264.85	278.97	501.71	462.01	2637.79
PPL	SUI	13963.00	13926.00	13146.00	13830.00	13412.00	14065.00	13985.00	12425.00	108752.00
	SUB TOTAL	13963.00	13926.00	13146.00	13830.00	13412.00	14065.00	13985.00	12425.00	108752.00
	TOTAL	27673.51	28299.12	27256.49	24789.58	26727.50	28914.63	27978.58	25760.56	217399.97
	GRAND TOTAL	124446.76	125175.54	121249.33	121871.78	122152.14	127044.96	126529.03	115552.50	984022.04

### 3.3 Company wise Production of Crude Oil and Natural Gas for the Month of February, 2017

Name of Company	Crude Oil (US Barrel)	Number of Oil Fields	% Share in Total Production	Natural Gas (MCFt)	Number of Gas Fields	% Share in Total Production
OGDCL	1372906	51	52.22	33800.79	47	29.25
PPL	241251	8	9.18	22367	9	19.36
MPCL	74092	7	2.82	19180.26	7	16.60
BHP	13457	1	0.51	2814.07	1	2.44
UEPL	181990	58	6.92	13870.25	84	12.00
Eni(Pak)	9030	3	0.34	7207.69	3	6.24
OMV	2469	2	0.09	5254.00	4	4.55
OMV Maurice	25058	1	0.95	421.4	1	0.36
OPL	17088	3	0.65	220.93	3	0.19
POL	42569	9	1.62	253.75	6	0.22
Dewan	2141	1	0.08	292.7	1	0.25
MOL	647247	6	24.62	8474.2	6	7.33
PEL	-	-	-	816.94	2	0.71
POGC	-	-	-	578.52	2	0.50
Total	2629298	150	100	115552.50	176	100

### 3.4 Province wise Production of Crude Oil and Natural Gas for the Month of February, 2017

Province	Crude Oil (US Barrel)	Number of Oil Fields	% Share in Total Production	Natural Gas (MCFt)	Number of Gas Fields	% Share in Total Production
Punjab	474338	28	18.0	4250.4	24	3.7
Sindh	733855	110	27.9	73961.5	138	64.0
KPK	1417971	9	53.9	11580.0	9	10.0
Balochistan	3134	3	0.1	25760.6	5	22.3
Total	2629298	150	100.0	115552.50	176	100.0

Source: Directorate General of Petroleum concession  
M/o. Petroleum & Natural Resources Islamabad.

## 3.5 Production of Crude Oil, Natural Gas and Electricity

Year / Month	Crude Oil (000 Barrels)	Natural Gas (MCFT)	Total ( Elec. Gen. Mn.Kwh)	Hydel	Thermal	Renewable	Nuclear
2011-12	24573	1558960	97281	28812	63199	----	5270
2012-13	27841	1505839	98535	30243	63739	----	4553
2013-14	31585	1493686	105248	31698	68648	----	4902
2014-15	34490	1465758	108482	32286	69886	506	5804
2015-16	31652	1481551	111843	33912	71779	1549	4602
2016 Feb	2532	113447	7134*	2166	4461	34	473
Mar	2677	119259	7487*	1815	5147	18	507
Apr	2555	119547	8842*	2350	5962	23	507
May	2575	124306	11201*	3550	7145	34	506
Jun	2500	122494	11872*	3721	7641	23	511
Jul	2525	124447	13219*	3938	8614	143	524
Aug	2447	125176	12178*	4240	7271	152	515
Sep	2373	121249	11590*	4235	6733	132	490
Oct	2705	121872	9321*	2722	5964	115	520
Nov	2683	122152	7838*	2801	4521	109	406
Dec	3007	127045	6874*	1621	4871	105	277
2017 Jan	3005	126529	6469*	508	5520	102	339
Feb	2629	115553	6913*	1463	4881	107	462

\* = Provisional

Source i) Directorate General of Petroleum concession  
M/O Petroleum & Natural Resources Islamabad  
ii) Electricity Generating Establishments

## 3.6 Mineral Production

(Thousand Tonnes)

Year / Month	Arg Clay	Coal	Gypsum	Lime Stone	Marble	Rock Salt	Silica Sand	
2011-12	4562	3179	1260	35016	1751	2136	270	
2012-13	4513	2813	1250	38932	2360	2160	356	
2013-14	4935	3311	1322	36463	2591	2220	268	
2014-15	5097	3407	1417	39819	2462	2136	269	
2015-16	5327	3749	1872	48287	4748	3553	396	
2016	Feb	401	312	159	3974	582	328	36
	Mar	605	368	172	4705	474	307	30
	Apr	535	369	131	4582	460	245	28
	May	462	419	140	4205	499	323	44
	Jun	347	335	153	3386	346	292	31
	Jul	380	191	160	3564	207	309	32
	Aug	552	277	194	4001	511	305	32
	Sep	487	276	203	2980	287	289	35
	Oct	499	379	192	4135	491	257	34
	Nov	456	451	152	5170	332	270	26
	Dec	580	276	190	4588	371	306	25
2017	Jan*	531	426	157	4304	463	304	27
	Feb*	541	313	163	4175	522	306	32

\* = Provisional

Contd.

## 3.6 Mineral Production

(Tonnes)

Year / Month	Barytes	Bauxite	Bentonite	Calcite	Chalk	China Clay	Copper Ore	Copper Blister	Chromite	Dolomite	Emerald (Unit: Gram)	Feldspar	Fire Clay	
2011-12	48510	30223	16520	170	2749	21555	-	17931	179203	198392	236	53235	408187	
2012-13	118471	25288	26077	550	810	22917	-	12285	136443	335819	695	38218	454645	
2013-14	132433	31156	40650	436	1005	16191	500	6538	83447	592918	906	81858	458037	
2014-15	204735	24689	22703	1694	515	18956	149	282161	100516	223117	2530	38568	405565	
2015-16	157858	57024	41506	1610	231	21683	0	2389	69333	716611	3105	316289	550977	
2016	Feb	17263	4743	2299	154	0	1682	0	0	2761	90732	295	31891	34871
	Mar	16596	4741	2445	112	50	1545	0	0	4178	70301	217	26511	48568
	Apr	6567	8476	2409	168	0	1298	0	0	3764	84872	230	25393	61808
	May	10818	7664	3134	154	0	2397	0	0	4828	97741	196	41000	52362
	Jun	8454	7359	2282	224	0	2575	0	0	4400	26779	223	32570	53802
	Jul	9166	9284	1946	84	0	3292	---	---	3831	34872	0	10250	39176
	Aug	3419	5928	1765	168	0	2511	---	---	12416	32075	134	9892	33316
	Sep	2178	3893	2340	84	0	2574	---	---	5378	60215	118	19079	32432
	Oct	3437	10691	3030	224	0	2125	---	---	14259	13010	168	21597	45194
	Nov	62	9895	4017	416	0	2824	---	---	11112	17215	154	19100	42971
	Dec	1211	11152	3275	592	0	2971	---	---	12613	14719	282	32974	60914
2017	Jan*	2509	5950	4493	504	0	2905	---	---	6224	11638	320	34697	46229
	Feb*	17263	5043	4040	154	0	1500	---	---	5929	92306	295	31891	58029

\* = Provisional

Contd.

## 3.6 Mineral Production

(Tonnes)

Year	Month	Flourite	Fullers Earth	Iron ore	Laterite	Magnesite	Magnese	Ocher	Ord Sand/Bajri Sand	Ordinary Stone	Quartz crystal, (Quartz +Quartzite)	Soap Stone	Sulphur
2011-12		6859	6906	384893	293625	5444	345	42107	-	6540	41355	55515	25560
2012-13		13344	4259	408604	328067	6705	290	37769	2141	4890	67107	93214	20610
2013-14		7500	6397	192749	380166	3770	3945	32634	3500	2895	92267	72234	35672
2014-15		5917	8005	328915	392347	4611	4790	33909	2490	2155	38037	100724	19730
2015-16		9494	13740	432156	715668	35228	70	68352	16068	630	90408	125330	14869
2016	Feb	1226	1433	40617	69148	1366	70	6827	0	0	8454	14020	1459
	Mar	524	1811	36575	45229	2690	0	5854	0	0	8347	8349	1165
	Apr	497	1345	41091	41184	2229	0	5626	0	0	9401	11634	1072
	May	240	1394	40838	60733	1468	0	10313	4779	0	9665	11037	1754
	Jun	178	1531	38460	67576	1844	0	8157	4779	0	5614	5044	2371
	Jul	388	2017	25971	81840	796	66	11005	3781	0	5543	7710	2311
	Aug	231	2371	35207	29663	2404	93	9085	9405**	0	10016	11805	1113
	Sep	82	2804	39340	56509	1187	0	4255	9405**	0	5623	3454	393
	Oct	22	3382	51336	29391	2421	0	12066	9405**	0	9729	5651	2341
	Nov	0	3406	42263	60477	1504	0	7493	4650**	0	9264	14730	2252
	Dec	340	581	36683	50892	1444	0	7383	4650**	5792	8985	16294	2457
2017	Jan*	1080	811	50798	54435	2672	0	6042	0	0	8396	12928	2338
	Feb*	686	501	48491	60028	1366	70	4219	0	0	9317	14267	2083

\* = Provisional

Source: Provincial Directorates of Mines &amp; Minerals Punjab, Sindh, KPK, Balochistan &amp; FATA.

## 4. HEALTH

### 4.1(a) Monthly Immunization Coverage Number of doses administered ( 0-11 months )children during 2017

Month(s)	BCG	OPV-0	OPV-1	OPV-2	OPV-3	IPV
Jan	549150	454966	508222	471953	455859	398382
Feb	513662	447260	513902	479653	433714	386151
Mar						
Apr						
May						
Jun						
Jul						
Aug						
Sep						
Oct						
Nov						
Dec						
<b>Total</b>	<b>1062812</b>	<b>902226</b>	<b>1022124</b>	<b>951606</b>	<b>889573</b>	<b>784533</b>

Contd.



**4.1(a) Monthly Immunization Coverage**  
**Number of doses administered ( 0-11 months )children during 2017**

Month(s)	Pentava- lent-1	Pentava- lent-2	Pentava- lent-3	Pneumo-1	Pneumo-2	Pneumo-3	Measles-1
Jan	514116	475269	458325	513820	475313	458280	432329
Feb	513562	479421	462110	513618	479036	462110	442972
Mar							
Apr							
May							
Jun							
Jul							
Aug							
Sep							
Oct							
Nov							
Dec							
<b>Total</b>	<b>1027678</b>	<b>954690</b>	<b>920435</b>	<b>1027438</b>	<b>954349</b>	<b>920390</b>	<b>875301</b>

---

Source : National Institute of Health, Islamabad.

**4.1(b) Monthly Immunization Coverage**  
**Number of doses administered (12-23 Months ) children during 2017**

Month	BCG	OPV-1	OPV-2	OPV-3	Pentava- lent-1	Pentava- lent-2	Pentava- lent-3	Pneumo-1	Pneumo-2	Pneumo- 3	Measles-2
Jan	0	622	439	423	622	439	423	0	0	0	348044
Feb	0	1251	1023	945	1251	1023	745	0	0	0	379217
Mar											
Apr											
May											
Jun											
Jul											
Aug											
Sep											
Oct											
Nov											
Dec											
<b>Total</b>	<b>0</b>	<b>1873</b>	<b>1462</b>	<b>1368</b>	<b>1873</b>	<b>1462</b>	<b>1168</b>	<b>0</b>	<b>0</b>	<b>0</b>	<b>727261</b>

BCG = Bacillus of Chalmette and Guerin  
 OPV = Oral Polio Vaccine

Source : National Institute of Health, Islamabad.

**4.1( c ) Monthly Immunization Coverage  
Number of TT doses administered to women during 2017**

MONTH	Pregnant Women					Childbearing age women				
	TT1	TT2	TT3	TT4	TT5	TT1	TT2	TT3	TT4	TT5
Jan	353096	306015	16121	4177	2264	15002	9673	7458	2386	1374
Feb	374085	312302	15883	3965	2264	16249	11003	8026	2531	1428
Mar										
Apr										
May										
Jun										
Jul										
Aug										
Sep										
Oct										
Nov										
Dec										
Total	727181	618317	32004	8142	4528	31251	20676	15484	4917	2802

---

 TT = Tetanus Toxioid

Source : National Institute of Health, Islamabad.

### 4.2 Monthly Report on HIV Treatment Centres October, 2016

S. No	Centre Name	Male		Female		Children		Transgender		Total	Total on ART
		Total	On ART	Total	On ART	Total	On ART	Total	On ART		
<b>Federal</b>											
1	PIMS, Islamabad	2125	1001	389	274	46	46	7	5	2567	1326
2	CMH, Rawalpindi	30	30	0	0	0	0	0	0	30	30
<b>Punjab</b>											
3	Mayo Hospital, Lahore	823	477	92	68	6	1	28	7	949	553
4	Services Hospital, Lahore	336	239	133	108	32	8	0	0	501	355
5	Peaditric Unit, Services Hospital, Lahore	0	0	0	0	266	170	0	0	266	170
6	Shaukat Khanum Hospital, Lahore	279	252	185	159	17	1	0	0	481	412
7	Jinnah Hospital, Lahore	0	0	0	0	0	0	0	0	0	0
8	DHQ Hospital, Sargodha	545	188	58	29	13	5	0	0	616	222
9	DHQ Hospital, D.G Khan	1663	1294	356	270	57	57	4	3	2080	1624
10	Allied Hospital, Faisalabad	1110	907	112	102	0	0	2	2	1224	1011
11	Aziz Bhatti Hospital, Gujrat	717	484	328	244	0	0	0	0	1045	728
<b>Sindh</b>											
12	Civil Hospital, Karachi	3897	1723	326	237	27	0	62	25	4312	1985
13	Peaditric Unit, Civil Hospital, Karachi	0	0	0	0	113	65	0	0	113	65
14	Indus Hospital, Karachi	498	276	105	64	0	0	7	5	610	345
15	Aga Khan Hospital, Karachi	0	0	0	0	49	37	0	0	49	37
16	Chanka Medical College Hospital, Larkana	1105	835	255	215	16	4	30	24	1406	1078
<b>Khyber Pakhtunkhwa</b>											
17	Hayatabad Medical Complex, Peshawar	1819	1336	554	435	91	49	8	8	2472	1828
18	KDA Hospital, Kohat	220	163	103	87	15	10	0	0	338	260
<b>Balochistan</b>											
19	Bolan Medical Complex, Quetta	337	214	80	62	13	10	3	0	433	286
20	ART Center, Turbat	201	112	25	19	9	3	0	0	235	134
<b>Total</b>		<b>15705</b>	<b>9531</b>	<b>3101</b>	<b>2373</b>	<b>770</b>	<b>466</b>	<b>151</b>	<b>79</b>	<b>19727</b>	<b>12449</b>

Source:- National Aids Control Programme, NIH, Islamabad.

## 4.3(a) Register Veterinary Medical Practitioner With PVMC- 2017

RVMP Registration for the year of 2017	Male	Female	D.V.M	M.Sc	M.Phil	Ph.D	Total
Jan	161	20	181	Nil	Nil	Nil	181
Feb							
Mar							
Apr							
May							
Jun							
Jul							
Aug							
Sep							
Oct							
Nov							
Dec							
Total	161	20	181	Nil	Nil	Nil	181

Total RVMP Registered since 1<sup>st</sup> January 2017 to 31<sup>st</sup> January 2017=181  
Total RVMP Registered since 30<sup>th</sup> May 2000 to 31<sup>st</sup> January 2017= 11447

Source:- Pakistan Veterinary Medical Council, Islamabad.

## 4.3(b) Registered Animal Husbandry Graduate With PVMC- 2017

RVMP Registration for the year of 2016	Male	Female	B.Sc. (Hons) A.H	M.Sc.	Ph.D	Total
Jan	Nil	Nil	Nil	Nil	Nil	Nil
Feb						
Mar						
Apr						
May						
Jun						
Jul						
Aug						
Sep						
Oct						
Nov						
Dec						
Total	Nil	Nil	Nil	Nil	Nil	Nil

#### 4.4 Tuberculosis Report (FTI) (Jul-Sep, 2016)

Provinces/Regions	TB Cases NSS+	CDR SS+**	TB All Types			CDR Total	% Treatment Success Rate* (TSR)
			Male	Female	Total		
Punjab	20070	57	27049	25522	52571	79	NA
Sindh	7563	48	8589	7735	16324	55	NA
K.P.K	3539	39	5654	6010	11664	68	NA
Balochistan	1026	29	1160	1383	2543	38	NA
F.A.T.A	321	20	546	505	1051	35	NA
Gilgit Baltistan	71	15	395	519	914	105	NA
AJK	456	24	684	680	1364	38	NA
ICT	139	34	314	266	580	74	NA
Pakistan	33185	49	44391	42620	87011	68	NA

CDR : Case Deduction Rate  
SS+ Sputum Smear Positive

\* Available One Year Lag

\*\* Based on revised WHO estimates.

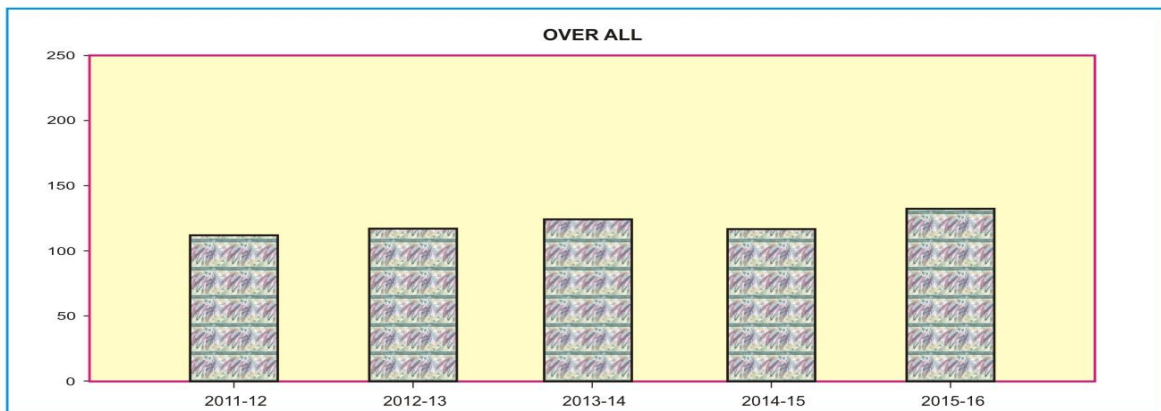
Source: National TB Control Programme NIH, Islamabad.

## 5. MANUFACTURING

### 5.1 Quantum Index Numbers of Large-Scale Manufacturing Industries

Year/month	Manufacturing (Over all)	Selected Items						
		Vegetable Ghee	Tea Blended	Cigarettes	Cotton Yarn	Cotton Cloth	Jute Goods	Paper & Board
(2005-06=100)								
2011-12	112.44	95.76	118.91	96.60	116.03	113.23	90.03	116.64
2012-13	117.35	98.88	141.83	105.05	120.16	113.86	98.39	135.35
2013-14	123.68	102.92	160.00	100.54	130.52	114.64	97.34	150.82
2014-15	127.87	102.88	184.39	97.71	131.94	114.73	90.32	150.24
2015-16	132.00	107.97	216.69	83.45	133.73	114.98	52.99	150.24
2016 Feb	145.03	106.45	231.23	109.34	132.50	114.32	35.19	152.12
Mar	156.39	109.50	229.09	113.34	133.21	114.85	30.79	147.92
Apr	130.00	107.66	204.66	124.98	133.89	114.58	39.79	144.43
May	125.88	106.05	207.51	68.37	134.11	115.05	38.44	120.22
Jun	122.13	112.13	189.62	5.54	133.92	114.18	36.31	140.26
Jul	117.69	103.41	210.92	33.17	134.12	115.58	30.77	119.33
Aug	127.04	105.89	227.45	63.67	133.98	115.71	36.10	141.62
Sep	124.08	106.05	228.34	43.71	134.32	115.78	31.95	138.27
Oct	127.45	106.97	233.83	74.30	134.58	115.58	46.39	139.34
Nov	132.81	120.18	246.02	75.42	134.36	115.25	49.79	135.71
Dec	150.47	118.00	252.74	29.37	134.98	115.44	56.87	147.24
2017 Jan	155.13	117.44	247.42	41.89	135.20	115.84	72.94	151.62
Feb	156.69	111.41	239.68	53.55	135.29	115.91	73.73	147.59

QUANTUM INDEX NUMBERS OF LARGE - SCALE  
MANUFACTURING INDUSTRIES



Contd.



## 5.1 Quantum Index Numbers of Large-Scale Manufacturing Industries

Year/month	Selected Items					
	Cement	Auto Mobile	Fertilizers			
			Nit Fertilizer	Phos Fertilizer	Total	
(2005-2006=100)						
2011-12	159.22	107.31	93.91	121.21	96.37	
2012-13	167.29	93.54	88.40	133.94	92.49	
2013-14	169.24	91.15	104.81	137.52	107.75	
2014-15	173.37	112.59	108.90	150.60	112.66	
2015-16	190.86	130.74	125.14	160.00	128.28	
2016	Feb	195.09	113.47	118.95	153.51	122.06
	Mar	211.12	133.79	128.32	154.88	130.71
	Apr	210.60	138.47	127.71	154.41	130.11
	May	211.89	139.20	119.95	159.46	123.51
	Jun	192.89	122.05	131.13	152.66	133.06
	Jul	145.12	114.58	131.54	153.79	133.54
	Aug	204.65	149.55	133.95	180.60	138.33
	Sep	186.88	131.29	135.83	180.77	139.18
	Oct	207.76	143.36	130.16	185.45	135.14
	Nov	224.18	149.46	131.50	170.76	135.03
	Dec	211.12	142.17	124.47	167.11	128.31
2017	Jan	190.37	156.95	102.75	74.43	100.20
	Feb	198.71	152.15	109.24	159.43	113.76

Source: (i) Provincial Bureau of Statistics  
(ii) M/o. Industries & Production

## 5.2 Production of Manufacturing Items

Year / Month	Vegetable Ghee (i)		Sugar (i)		Tea Blended (ii)		
	No. of reporting factories	Production (Tonnes)	No. of reporting factories	Production (Tonnes)	No. of reporting factories	Production (Tonnes)	
2011-12	87	1102861	78	4634093	5	75628	
2012-13	87	1138754	78	5073501	5	90201	
2013-14	87	1185215	78	5582353	5	101758	
2014-15	87	1184760	78	5149776	5	117270	
2015-16	87	1244720	78	5114899	5	137818	
2016	Feb	94	102164	84	1157607	10	12255
	Mar	94	105083	84	1425593	10	12142
	Apr	94	103322	84	132455	10	10847
	May	94	101777	84	32791	10	10998
	Jun	94	107613	84	0	10	10050
	Jul	94	99239	84	0	10	11179
	Aug	94	101618	84	0	10	12055
	Sep	94	101772	84	0	10	12102
	Oct	94	102658	84	0	10	12393
	Nov	94	115336	84	210278	10	13039
	Dec	94	113245	84	1199279	10	13395
2017	Jan	94	112704	84	1483452	10	11042
	Feb	94	106922	84	1507008	10	12703

Contd.

## 5.2 Production of Manufacturing Items

Year/month	Beverages (i)		Cigarettes (ii)		
	No. of reporting factories	Production (000 litres)	No. of reporting factories	Production (Million Nos.)	
2011-12	53	1491978	14	65403	
2012-13	53	2078683	14	67377	
2013-14	53	2551646	14	64482	
2014-15	48	2955748	7	62667	
2015-16	48	3097646	7	53522	
2016	Feb	48	208577	7	5844
	Mar	48	262460	7	6058
	Apr	48	307707	7	6680
	May	48	338240	7	3654
	Jun	48	313655	7	296
	Jul	48	356579	7	1773
	Aug	48	372180	7	3403
	Sep	48	357301	7	2336
	Oct	48	303457	7	3971
	Nov	48	200680	7	4031
	Dec	48	156588	7	1570
2017	Jan	48	235388	7	2239
	Feb	48	221870	7	2862

\* In the new base 2005-06 Beverages has been replaced by soft drinks, juices, syrups and squashes and liquors.

Source: (i) Provincial Bureaus of Statistics  
(ii) M/o. Industries & Production

Contd.

## 5.2 Production of Manufacturing Items

Year/Month	No. of reporting factories	Cotton Textiles (Mills sector)												
		Capacity installed			Capacity worked			Spindle hours worked (Mn. No.)	Looms hours worked (Mn.No.)	Rotors hours worked (Mn.No.)	Consumption of Raw Cotton (Tonnes)	Total Yarn Production (Tonnes)	Surplus Yarn (Tonnes)	Total Production of Cloth(000) (Sq.m)
		No. of Spindles (000)	No. of Looms (000)	No. of Rotors (000)	No. of Spindles (000)	No. of Looms (000)	No. of Rotors (000)							
2011-12	433	11762392	7170	196514	10660925	4900	138775	6401.01	2	40	2964350	2954630	2857.29	1023350
2012-13	447	11945958	7723	213892	10871886	4899	150034	6425.1	2	41	-	3059976	2960.87	1029090
2013-14	411	13184340	7934	185387	10998890	5890	125420	6601.98	2	41	-	3323655	3222.13	1036100
2014-15	411	13184340	7934	185387	11057945	5234	113323	6559.47	2	41	-	3359978	3358.35	1036950
2015-16	411	13409420	8188	187259	11263025	5488	115041	6266	2	46	-	3397339	3301.64	1039183
2016 Feb	411	13184340	7934	185387	10185399	4905	106493	6569	2	40	-	281185	272.5	86100
Mar	411	13184340	7934	185387	10232372	5143	109180	6599	2	41	-	282685	274	86500
Apr	411	13184340	7934	185387	10521694	5248	111522	6786	2	42	-	284135	275	86300
May	411	13409420	8188	187259	10673326	5421	113645	5627	2	45	-	284585	275	86650
Jun	411	13409420	8188	187259	11263025	5488	115041	6266	2	46	-	284185	276	86000
Jul	411	13409420	8188	187259	11263025	5488	115041	6266	2	46	-	284623	276	87050
Aug	411	13409420	8188	187259	11263025	5488	115041	6266	2	46	-	284315	274	87150
Sep	411	13409420	8188	187259	11263025	5488	115041	6266	2	46	-	285050	276	87200
Oct	411	13409420	8188	187259	11263025	5488	115041	6266	2	46	-	285575	276	87000
Nov	-	-	-	-	-	-	-	-	-	-	-	-	-	-
Dec	-	-	-	-	-	-	-	-	-	-	-	-	-	-
2017 Jan	-	-	-	-	-	-	-	-	-	-	-	-	-	-
Feb	-	-	-	-	-	-	-	-	-	-	-	-	-	-

## 5.2 Production of Manufacturing Items

Year / Month	Cotton Cloth (Mills Sector) (Thousand square metres)															Grand Total
	Fine					Medium					Coarse					
	Grey	Bleached	Dyed & Printed	Blended	Total	Grey	Bleached	Dyed & Printed	Blended	Total	Grey	Bleached	Dyed & Printed	Blended	Total	
2011-12	332778	34566	80544	43324	491212	115062	51629	180058	4842	351591	116798	21582	37534	5542	181456	1024259
2012-13	330442	41820	85695	40890	498847	119658	53870	173116	4551	351195	115010	34699	23524	5815	179048	1029090
2013-14	331866	42582	88206	41322	503976	122718	55810	172038	6834	357400	116574	30150	18442	9558	174724	1036100
2014-15	331986	42702	88326	41442	504456	122838	55834	172146	7266	358084	116706	29154	18058	10492	174410	1036950
2015-16	330299	42661	89152	39786	501898	119252	53055	169712	6827	348846	119286	33650	22722	12781	188439	1039183
2016 Feb	27634	3533	7335	3428	41930	10218	4625	14309	574	29726	9705	2409	1476	854	14444	86100
Mar	27734	3613	7369	3480	42196	10263	4647	14351	596	29857	9715	2419	1486	827	14447	86500
Apr	27751	3596	7352	3463	42162	10246	4625	14328	579	29778	9698	2397	1465	800	14360	86300
May	27785	3603	7386	3482	42256	10278	4669	14345	589	29881	9725	2431	1506	851	14513	86650
Jun	27718	3556	7294	3440	42008	10181	4618	14280	557	29636	9668	2404	1465	819	14356	86000
Jul	27885	3598	7392	3494	42369	10299	4666	14482	620	30067	9761	2444	1517	892	14614	87050
Aug	27952	3599	7431	3477	4259	10293	4659	14494	632	30078	9780	2437	1526	870	14613	87150
Sep	27969	3607	7439	3495	42510	10306	4672	14521	615	30114	9793	2425	1512	846	14576	87200
Oct	27986	3590	7422	3478	42476	10289	4650	14498	598	30035	9776	2403	1491	819	14489	87000
Nov	-	-	-	-	-	-	-	-	-	-	-	-	-	-	-	-
Dec	-	-	-	-	-	-	-	-	-	-	-	-	-	-	-	-
2017 Jan	-	-	-	-	-	-	-	-	-	-	-	-	-	-	-	-
Feb	-	-	-	-	-	-	-	-	-	-	-	-	-	-	-	-

Source: Textile Commissioner's Organization, Karachi.

Contd.

## 5.2 Production of Manufacturing Items

Year / month	No. of reporting factories	Jute Textiles								
		Capacity installed		Capacity worked		Production (Tonnes)				Raw Jute consumed (Bales)
		No. of Spindles	No. of Looms	No. of Spindles	No. of Looms	Total	Hessian	Sacking	Others	
2011-12	8	36172	1851	25085	972	94087	15960	67138	10989	44661
2012-13	10	36172	1851	25085	972	94087	15960	67138	10989	44661
2013-14	10	36392	1755	23759	974	102820	12748	77188	12884	57118
2014-15	10	24544	1092	20607	847	94392	13126	64840	16426	40107
2015-16	10	24272	1134	8186	569	55377	13473	30027	11877	33205
2016 Feb	10	24272	1134	12440	601	3065	1162	1351	552	16715
Mar	10	24272	1134	12440	601	3065	1162	1351	552	16715
Apr	10	24272	1134	7415	534	3465	760	1535	1170	35243
May	10	24272	1134	7564	523	3348	770	1858	720	38267
Jun	10	24272	1134	8186	569	3162	971	1539	652	33205
Jul	10	24272	1134	7871	520	2680	771	1354	555	41224
Aug	10	24272	1134	7411	509	3144	977	1308	859	35874
Sep	10	24272	1134	8308	513	2782	685	1209	888	21162
Oct	10	24272	1134	9318	539	4040	939	1596	1505	27330
Nov	10	24272	1134	9310	547	4336	896	1957	1483	32102
Dec	10	24272	1134	10489	582	4953	873	2624	1456	43844
2017 Jan	10	24727	1138	13902	701	6352	822	3973	1557	59542
Feb	10					6421	731	4419	1271	

Source: Pakistan Jute Mills Association, Lahore.

Contd.

## 5.2 Production of Manufacturing Items

Year/month	Paper		Paper Board		
	No. of reporting factories	Production (Tonnes)	No. of reporting factories	Production (Tonnes)	
2011-12	19	246342	12	283025	
2012-13	19	232361	12	381938	
2013-14	19	218655	12	465845	
2014-15	36	203994	21	415657	
2015-16	36	233146	21	376913	
2016	Feb	36	22046	21	35486
	Mar	36	19361	21	36581
	Apr	36	22019	21	32605
	May	36	18120	21	27346
	Jun	36	19941	21	33104
	Jul	36	16036	21	29095
	Aug	36	18499	21	35064
	Sep	36	19320	21	32975
	Oct	36	18256	21	34444
	Nov	36	20176	21	31151
	Dec	36	20619	21	35066
2017	Jan	36	21822	21	35520
	Feb	36	20873	21	34946

## 5.2 Production of Manufacturing Items

Year / month		Chemicals (Tonnes)				
		No. of reporting factories	Soda Ash (i)	Caustic Soda (i)	Sulphuric Acid (ii)	Chlorine Gas (ii)
2011-12		2	370743	179097	100403	15770
2012-13		2	366238	182869	89431	15495
2013-14		2	409148	167465	85348	14960
2014-15		2	437106	183952	70229	17355
2015-16		2	468507	225250	75139	16397
2016	Feb	2	31354	15248	4728	1350
	Mar	2	38098	19890	5059	1338
	Apr	2	40742	21044	5092	1216
	May	2	41927	22988	5006	1464
	Jun	2	40234	19250	5025	1327
	Jul	2	38962	16490	5498	1305
	Aug	2	40376	15117	8323	1499
	Sep	2	39575	16606	3982	1434
	Oct	2	41149	19382	4200	1427
	Nov	2	41134	18913	3927	1481
	Dec	2	42247	16922	5058	1466
	2017	Jan	2	42506	17760	3715
Feb		2	33550	19095	4836	1371



## 5.2 Production of Manufacturing Items

Year/ month	Chemical Fertilizers (Tonnes) (i)						Paints & Varnishes Solid(ii)		Paints & Varnishes Liquid (ii)	
	No. of reporting factories	Urea	Super Phosphate	Ammonium Nitrate	Nitro Phosphate	DI.Amm. Phosphate	No. of reporting factories	Production (Tonnes)	No. of reporting factories	Production (000 Ltrs.)
2011-12	11	4470662	114727	432290	337624	622649	-	23026	-	38371
2012-13	11	4215088	79304	401270	291922	729917	22	28048	20	40528
2013-14	11	4930283	87754	519104	447168	693142	22	37236	20	43077
2014-15	11	5073083	63583	569182	501901	754853	22	48631	20	54028
2015-16	11	5846881	84017	647351	594633	787578	22	53651	20	56563
2016 Feb	14	457990	9504	58519	49746	61555	22	4264	20	4759
Mar	14	516554	0	41068	36929	70855	22	4117	20	4497
Apr	14	515892	7192	38269	34901	68811	22	4572	20	4729
May	14	482567	7675	38834	36080	72143	22	4750	20	4495
Jun	14	528501	6041	39193	34159	66838	22	4982	20	4597
Jul	14	528371	5438	41867	37724	67320	22	4149	20	4282
Aug	14	511799	9340	64118	63945	71480	22	4330	20	4552
Sep	14	518536	7806	63733	65625	69635	22	4191	20	4202
Oct	14	496943	13348	61849	62133	72207	22	3784	20	4194
Nov	14	512966	11533	52383	51736	68123	22	4176	20	4262
Dec	14	486157	5270	55803	45172	72241	22	3655	20	3850
2017 Jan	14	403998	4744	41216	34314	24069	22	3629	20	4033
Feb	14	415413	4994	57681	50457	65694	22	4241	20	4741

Source: (i) Provincial Bureau of Statistics.  
(ii) M/o. Industries & Production.

Contd.

## 5.2 Production of Manufacturing Items

Year/Month	No. of Reporting Refineries	Petroleum Products (000 Ltrs.)											
		Jet Fuel	Kerosene	Motor Spirit	High Speed Diesel	Diesel Oil N.O.S.	Furnace Oil	Lubricating Oil	Jute Batching Oil	Solvent-Neptha	L.P.G.	Petroleum Products N.O.S.	Total Petroleum Products
2011-12	4	890346	156877	1687118	3828574	30230	2282991	234177	3526	923630	341611	264025	10643104
2012-13	4	936028	179871	2056737	4583975	40041	2777820	224823	3489	898671	420457	272492	12394404
2013-14	4	995514	175699	2171499	5088237	60893	3041178	224608	2789	1008195	380597	279584	13428792
2014-15	4	1032079	218450	2195500	5327291	56827	3121192	209475	2666	1382571	382403	296135	1422589
2015-16	4	1080694	183786	2215728	5235662	34949	3079585	233192	1758	1242104	441357	410817	14159638
2016 Feb	4	87751	11947	162245	404480	1974	242229	19556	230	99512	38614	33319	1101856
Mar	4	101968	11544	179163	411239	2632	238961	17652	0	108985	40188	31282	1143615
Apr	4	96042	14523	177547	416174	990	214954	17459	191	105466	38208	34914	1116469
May	4	70225	14895	177155	396598	1566	220148	21426	169	84452	34581	39375	1060590
Jun	4	96825	15220	195946	468346	1923	239270	19011	67	107952	39350	35668	1219578
Jul	4	95771	8879	206863	466087	1520	290128	18784	134	88902	32079	22568	1231715
Aug	4	87984	14527	187747	446584	1966	249833	19024	192	83285	38267	34188	1163596
Sep	4	97442	12692	203790	484917	1322	281489	19876	8	95404	39471	28355	1264765
Oct	4	103891	17156	211330	449356	3207	287227	18080	289	84021	41225	37461	1253244
Nov	4	88835	14013	202689	463708	1203	273080	16532	199	85428	41095	32004	1218786
Dec	4	90501	13169	219242	471868	3277	296916	21359	170	80356	43508	32869	1273235
2017 Jan	4	87485	19870	206593	408769	1858	250850	20989	172	80165	41041	19200	1136997
Feb		99681	8394	195016	429554	2605	249667	17296	306	86371	40922	22311	1152127

Source:- Oil Companies Advisory Committee.

Contd.

## 5.2 Production of Manufacturing Items

Year/month	Manufacture/Assembly of Automobiles (Nos.) (i)							Bicycles (ii)		
	Cars	Jeeps (4x4)	Light commercial vehicles	Trucks	Buses	Motor Cycles	Tractors	No. of reporting factories	Production (Nos.)	
2011-12	154255	451	20929	2597	568	1649532	48152	5	262096	
2012-13	120332	1475	14517	1923	522	1675071	50871	5	232979	
2013-14	116281	1217	17477	2674	559	1728137	34524	5	203669	
2014-15	152524	1109	28189	4039	575	1777251	48883	3	210931	
2015-16	179944	773	35836	5666	1070	2071123	34914	3	198736	
2016	Feb	11908	53	1722	583	95	163919	3124	3	16816
	Mar	15312	41	2071	526	82	175384	4336	3	17075
	Apr	15464	50	1989	538	120	181225	4673	3	16746
	May	15135	26	2114	587	128	184888	4735	3	17200
	Jun	12278	76	2204	601	76	187825	3564	3	17860
	Jul	12491	59	1990	512	115	164547	2067	3	15807
	Aug	16733	82	2798	686	139	203794	2717	3	15917
	Sep	14435	78	2230	600	118	187590	2453	3	15910
	Oct	15312	0	1477	652	120	214178	4225	3	15910
	Nov	16124	0	1863	676	71	216955	5427	3	15990
	Dec	15127	2	2190	680	106	201864	4447	3	16015
2017	Jan	17630	207	2089	580	49	232858	4647	3	17067
	Feb	17071	152	1990	502	85	210284	5515	3	16590

Source:- (i) Provincial Bureau of Statistics  
(ii) M/o. Industries & Production

Contd.

## 5.2 Production of Manufacturing Items

Year/month	Steel Products (Tonnes) (i)						
	Coke	Pig iron	Billets	H.R. sheets/ strips/plates/ coils	C.R. sheets/ strips/plates/ coils	Galvanized sheets	
2011-12	192876	249135	1616403	180087	25910	0	
2012-13	203359	201489	1638501	136823	14885	0	
2013-14	31924	89433	2128300	57114	4131	0	
2014-15	275777	265478	2730992	127028	2848	0	
2015-16	57394	1509	3183258	0	0	0	
2016	Feb	0	0	382000	0	0	0
	Mar	0	0	349000	0	0	0
	Apr	0	0	257000	0	0	0
	May	0	0	260000	0	0	0
	Jun	0	0	250000	0	0	0
	Jul	0	0	273000	0	0	0
	Aug	0	0	290000	0	0	0
	Sep	0	0	280000	0	0	0
	Oct	0	0	285000	0	0	0
	Nov	0	0	335000	0	0	0
	Dec	0	0	342000	0	0	0
2017	Jan	0	0	380222	0	0	0
	Feb	0	0	408000	0	0	0

## 5.2 Production of Manufacturing Items

Year/Month	Cycle Tyres (i)		Cycle Tubes (i)		Motor tyres (i)		Motor tubes (i)		Cement (ii)		
	No. of reporting factories	Production (000 Nos.)	No. of reporting factories	Production (000 Nos.)	No. of reporting factories	Production (000 Nos.)	No. of reporting factories	Production (000 Nos.)	No. of reporting factories	Production (000 MT)	
2011-12	10	3431	10	6846	8	7011	8	20338	23	29557	
2012-13	10	3429	10	7746	8	7864	8	20269	23	31055	
2013-14	10	4038	10	8061	8	8802	8	20825	23	31418	
2014-15	10	4633	10	8391	8	9058	8	22001	23	32185	
2015-16	10	4233	10	7285	8	9735	8	24467	23	35432	
2016	Feb	10	362	10	638	8	797	8	2016	23	3018
	Mar	10	347	10	638	8	799	8	2016	23	3266
	Apr	10	342	10	621	8	802	8	2015	23	3258
	May	10	330	10	609	8	831	8	2037	23	3278
	Jun	10	320	10	592	8	812	8	2049	23	2984
	Jul	10	326	10	598	8	841	8	2067	23	2245
	Aug	10	339	10	640	8	843	8	2079	23	3166
	Sep	10	348	10	661	8	803	8	2101	23	2891
	Oct	10	372	10	677	8	795	8	2056	23	3214
	Nov	10	380	10	684	8	814	8	2052	23	3468
	Dec	10	316	10	623	8	797	8	2026	23	3266
2017	Jan	10	317	10	621	8	803	8	2025	23	2945
	Feb	10	360	10	640	8	792	8	2020	23	3074

Source:(i) Provincial Bureaus<sup>s</sup> of Statistics.  
(ii) M/o. Industries & Production.

Contd.

## 5.2 Production of Manufacturing Items

Year/month	No. of Reporting Factories	Electric Bulbs (iii) Production (000 Nos.)	No. of Reporting Factories	Electric Tubes (iii) Production (000 Metres)
2011-12	6	78981	2	1266
2012-13	6	79743	0	0
2013-14	6	75106	0	0
2014-15	7	64623	0	0
2015-16	7	73457	0	0
2016				
Feb	7	6055	0	0
Mar	7	5361	0	0
Apr	7	5341	0	0
May	7	9563	0	0
Jun	7	9263	0	0
Jul	7	9064	0	0
Aug	7	5869	0	0
Sep	7	5610	0	0
Oct	7	5173	0	0
Nov	7	5237	0	0
Dec	7	5935	0	0
2017				
Jan	7	5870	0	0
Feb	7	5830	0	0

## 5.2 Production of Manufacturing Items

Year/Month		Sewing Machines		Electric Motors		Electric Transformers		T.V. Sets	
		No. of reporting factories	Production (Nos.)	No. of reporting factories	Production (Nos.)	No. of reporting factories	Production (Nos.)	No. of reporting factories	Production (Nos.)
2011-12		8	39603	19	9126	7	23683	9	268801
2012-13		8	32876	19	7539	7	26411	9	462938
2013-14		8	19834	19	9906	7	12175	9	426600
2014-15		8	19272	19	9013	7	24993	9	428164
2015-16		8	13465	19	7319	7	32758	9	453205
2016	Feb	8	638	19	592	7	2581	9	40074
	Mar	8	738	19	607	7	3244	9	39784
	Apr	8	646	19	559	7	3334	9	38770
	May	8	960	19	578	7	3276	9	40392
	Jun	8	880	19	502	7	4087	9	37807
	Jul	8	870	19	630	7	2212	9	34447
	Aug	8	575	19	732	7	2237	9	34763
	Sep	8	487	19	773	7	2239	9	35900
	Oct	8	1828	19	769	7	1907	9	34590
	Nov	8	2760	19	740	7	2143	9	31845
	Dec	8	1771	19	689	7	3020	9	37071
	2017	Jan	8	2518	19	577	7	2005	9
Feb		8	2897	19	623	7	2489	9	39022

Source: Provincial Bureaus of Statistics.

## 6. MONEY & CREDIT

### 6.1 Reserve Money

(Million Rupees)

Components	2011-12	2012-13	2013-14	2014-15 (R )	2015-16
A. Currency in Circulation	1673746	1,939,267	2177873	2554749	3333784
B. Cash in Tills	110055	110,867	139490	160299	229331
C. Other Deposits with SBP	8899	10,523	13147	13747	18756
D. Bank Deposits	396172	475,648	530746	413234	391760
<b>Reserve Money (A+B+C+D)</b>	<b>2188872</b>	<b>2,536,305</b>	<b>2861256</b>	<b>3142030</b>	<b>3973631</b>
<b>Factor affecting Reserve Money (RM)</b>					
A. Government Sector(1+2)	1727905	2235863	2432250	1919064	1430400
1. Budgetary Borrowings	1706008	2,212,823	2409794	1928868	1442243
2. Others	21897	23,040	22456	-9803	-11843
B. Non-Govt. Sector (1+2+3)	284061	295,111	494563	394911	402348
1. Claims on Scheduled Banks (a+b+c+d+e)				400734	
a. Agriculture Sector	288789	300,649	500041	52026	407364
b. Industrial Sector	52131	52,278	51923	39405	51758
c. Export Sector	42336	41,057	42833	193124	42321
d. Housing Sector	164768	177,756	160553	--	204617
e. Others	--	--	--	116178	--
	29554	29,557	244731		108668
2. Claims on NBFIs	19187	18,537	18597	18252	19228
3. Special a/c debt Repayment	-23915	-24,075	-24075	-24075	-24244
C. Other Items (Net)	-211666	-128,620	-555023	105639	1107867
D. Net Domestic Assets (A+B+C)	1800300	2,402,354	2371790	2419615	2940615
E. Net Foreign Assets	388572	133,951	489467	722415	1033016
F. Reserve Money (D+E)	2188872	2,536,305	2861256	3142030	3973631

Contd.



## 6.1 Reserve Money

(Million Rupees)

Components	2016			
	Feb.	Mar.	Apr.	May,
A. Currency in Circulation	2987770	3012821	3026690	3151855
B. Cash in Tills	162250	163791	157318	160532
C. Other Deposits with SBP1	15801	15766	20138	18730
D. Bank Deposits	578729	383274	573553	573782
Reserve Money (A+B+C+D)	3744550	3575652	3777700	3904898
Factor Affecting Reserve Money (RM)				
A. Government Sector(1+2)	1452595	1384120	1780151	1548678
1. Budgetary Borrowings	1462767	1394284	1790483	1559032
2. Others	-10171	-10164	-10331	-10353
B. Non-Govt. Sector (1+2+3)	423351	417427	416472	403183
1. Claims on Scheduled Banks(a+b+c+d+e)	429415	422804	422053	408502
a. Agriculture Sector	51821	51787	51748	51748
b. Industrial Sector	37984	40086	39801	40756
c. Export Sector	224067	219107	218642	204099
d. Housing Sector	--	--	--	--
e. Others	115544	111824	111862	111899
2. Claims on NBFIs	18180	18867	18663	18925
3. Special a/c debt Repayment	-274244	-24244	-24244	-24244
C. Other Items (Net)	1004857	910268	745417	1019917
D. Net Domestic Assets (A+B+C)	2880803	2711814	2942041	2971779
E. Net Foreign Assets	863747	863838	835659	933119
F. Reserve Money (D+E)	3744550	3575652	3777700	3904898

Contd.

## 6.1 Reserve Money

(Million Rupees)

Components	2016			
	Jun.	Jul.	Aug.	Sep.
A. Currency in Circulation	3333684	3289255	3283592	3356716
B. Cash in Tills	229331	178536	162885	187810
C. Other Deposits with SBP1	18756	19181	18979	18844
D. Bank Deposits	391760	640208	617948	647773
Reserve Money (A+B+C+D)	3973537	4127180	4083403	4211143
<b>Factor Affecting Reserve Money (RM)</b>				
A. Government Sector(1+2)	1430400	2198776	2133769	2010079
1. Budgetary Borrowings	1442243	2212879	2146126	2022150
2. Others	-11843	-14103	-12357	-12071
B. Non-Govt. Sector (1+2+3)	402348	407094	401523	414569
1. Claims on Scheduled Banks(a+b+c+d+e)	407364	411360	405321	417937
a. Agriculture Sector	51758	51646	51605	51564
b. Industrial Sector	42321	44685	47995	49056
c. Export Sector	204617	206361	197052	184011
d. Housing Sector	--	--	--	--
e. Others	108668	108668	108668	133306
2. Claims on NBFIs	19228	19978	20446	20877
3. Special a/c debt Repayment	-24244	-24244	-24244	-24244
C. Other Items (Net)	1107867	494491	513051	715485
D. Net Domestic Assets (A+B+C)	2940615	3100361	3048343	3140134
E. Net Foreign Assets	1033016	1026819	1035061	1071009
F. Reserve Money (D+E)	3973631	4127180	4083403	4211143

Contd.

## 6.1 Reserve Money

(Million Rupees)

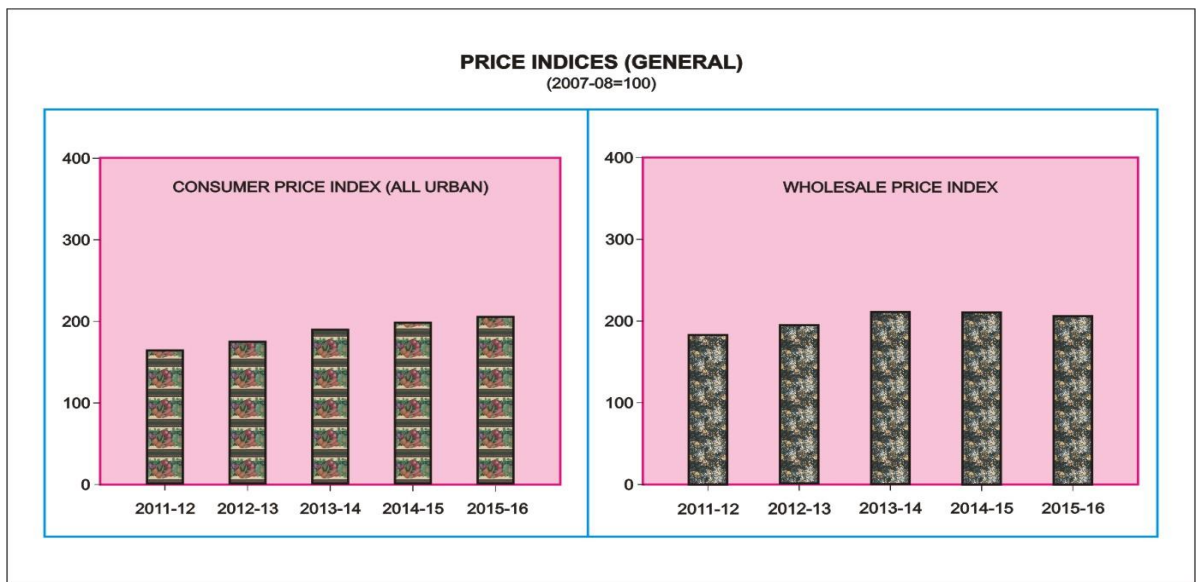
Components	2016			2017	
	Oct.	Nov.	Dec.	Jan.	Feb.(P)
A. Currency in Circulation	3407431	3468910	3402279	3474997	3501067
B. Cash in Tills	168281	172037	183844	171887	177172
C. Other Deposits with SBP1	18812	18651	19124	18635	18769
D. Bank Deposits	606536	579394	632435	595530	558440
Reserve Money (A+B+C+D)	4201060	4238992	4237683	421048	4255447
Factor Affecting Reserve Money (RM)					
A. Government Sector(1+2)	2219001	2448727	2345875	2336743	2383846
1. Budgetary Borrowings	2231011	2460813	2357448	2346456	2393528
2. Others	-12010	-12085	-11572	-9713	-9682
B. Non-Govt. Sector (1+2+3)	439338	463009	485602	496812	495611
1. Claims on Scheduled Banks(a+b+c+d+e)	441980	465462	487644	498780	497452
a. Agriculture Sector	51526	51577	51560	51470	51484
b. Industrial Sector	50615	53608	57640	62228	66472
c. Export Sector	206532	226970	242342	248981	243396
d. Housing Sector	-	-	-	-	-
e. Others	133306	133306	136101	136101	136101
2. Claims on NBFIs	21602	21791	22202	22276	22403
3. Special a/c debt Repayment	-24244	-24244	-24244	-24244	-24244
C. Other Items (Net)	406869	236834	338632	429956	457817
D. Net Domestic Assets (A+B+C)	3065208	3148570	3170110	3263511	3337275
E. Net Foreign Assets	1135851	1090422	1067573	997537	918173
F. Reserve Money (D+E)	4201060	4238992	4237683	4261048	4255447

Note: 1) Excluding IMP A/c Nos. 1,2 & SAF A/c loan, counterpart funds and deposits of foreign, government, Central Bank, international organizations and deposit money banks  
2) Source agency has made some changes in table Monetary Statistics and renamed as Reserve Money  
3) P = Provisional  
4) r = revised

7. PRICE

7.1 Price Indices (General) with Percentage Change

Year / month	Consumer price index (all urban)		Wholesale Price Index	
	index	Annual/monthly rate of change (%)	index	Annual/monthly rate of change (%)
(2007-08 = 100)				
2011-12	162.57	11.01	181.29	10.42
2012-13	174.53	7.36	194.61	7.35
2013-14	189.58	8.62	210.48	8.15
2014-15	198.16	4.53	209.85	-0.30
2015-16	203.82	0.28	207.26	0.20
2016 Feb	202.98	-0.30	205.05	-0.59
Mar	203.28	0.10	204.22	-0.40
Apr	206.43	1.50	206.87	1.30
May	205.99	-0.20	208.01	0.55
Jun	207.30	0.60	210.88	1.38
Jul	210.08	1.34	215.81	2.34
Aug	209.46	-0.30	215.75	-0.03
Sep	209.88	0.20	214.61	-0.53
Oct	211.57	0.81	214.53	-0.04
Nov	212.01	0.21	214.07	-0.21
Dec	210.57	-0.68	213.76	-0.14
2017 Jan	210.94	0.18	214.84	0.51
Feb	211.54	0.28	215.86	0.47



## 7.2 Combined Sensitive Price Indicator (SPI) by Quantile

Year/Month	Quantile					
	Q.1	Q.2	Q.3	Q.4	Q.5	Q.6
(2007-08=100)						
2011 - 12	170.77	174.11	173.67	181.09	185.59	178.67
2012 - 13	184.04	190.29	189.05	190.39	190.78	189.61
2013 - 14	201.15	206.95	208.93	210.70	209.74	208.66
2014 - 15	204.66	210.75	213.79	215.40	212.95	212.61
2015 - 16	207.35	214.44	215.92	219.76	216.77	216.09
2016 Feb	207.12	214.24	215.07	219.50	216.42	215.73
Mar	206.81	213.97	214.76	219.04	215.46	215.13
Apr	206.55	214.11	215.19	219.78	216.70	215.88
May	204.57	212.31	213.44	218.17	215.50	214.35
Jun	206.86	214.41	215.75	220.46	217.63	216.58
Jul	209.59	216.91	218.2	222.74	219.55	218.81
Aug	210.07	219.49	218.24	222.64	219.11	218.66
Sep	210.31	219.35	218.33	222.7	219.03	218.67
Oct	211.71	218.95	219.81	224.2	220.42	220.11
Nov	212.4	219.58	220.41	224.77	220.95	220.68
Dec	210.74	218.08	219.12	223.75	220.49	219.73
2017 Jan	209.06	216.45	217.53	222.27	219.39	218.35
Feb	209.50	217.04	218.21	223.13	220.57	219.25

## 7.3 Combined Consumer Price Index Numbers by Commodity Groups

Year/ month	General	Food & Non - Alcoholic Beverages	Alcoholic Beverages Tobacco	Clothing & Footwear	Housing water, Elec, Gas Fuels	H.hold Equip & Repair, Maintai- nance	Health	Trans- port	Communi- cation	Recre- ation & Culture	Educa- tion	Restau- rants & Hotels	Miscellne- ous goods & services
(2007-08=100)													
2011-12	162.57	182.77	165.01	153.45	146.17	160.28	137.97	171.39	122.94	145.35	143.83	185.82	181.47
2012-13	174.53	195.05	191.02	175.58	151.34	179.87	156.56	186.43	126.16	169.07	156.69	203.63	199.49
2013-14	189.58	211.75	223.38	198.01	164.60	195.85	167.15	195.15	129.76	183.77	172.57	228.61	210.15
2014-15	198.16	217.32	269.93	213.82	174.93	208.68	176.19	187.22	130.09	190.29	196.40	244.58	221.13
2015-16	203.82	219.42	329.25	224.18	183.90	217.38	182.69	174.25	130.56	194.20	213.02	256.79	228.22
2016 Feb	202.98	214.99	337.57	224.96	185.49	218.83	184.18	174.05	130.57	194.41	210.15	259.39	230.15
Mar	203.28	216.13	338.76	226.39	185.48	219.50	185.69	168.25	130.74	194.72	210.99	261.80	232.54
Apr	206.43	221.59	344.10	227.87	187.08	220.10	187.29	169.33	130.77	195.68	221.48	261.89	232.97
May	205.99	219.65	346.08	228.31	187.12	220.71	187.43	169.31	130.76	195.80	224.19	263.16	233.52
Jun	207.30	222.39	360.74	229.34	187.17	221.48	187.69	169.33	130.85	195.69	224.60	263.41	233.42
Jul	210.08	228.36	364.79	229.72	188.88	221.7	187.84	169.78	130.89	195.67	224.09	264.37	235.82
Aug	209.46	225.91	365.41	230.14	188.91	222.31	189.42	170.1	130.9	195.77	225.17	265.77	237.38
Sep	209.88	226.3	364.13	230.47	188.9	222.27	192	170.31	130.88	196.15	230.54	266.11	236.99
Oct	211.57	228.3	364.39	231.18	191.56	222.66	193.78	170.4	131.26	196.21	232.15	266.35	237.26
Nov	212.01	228.74	365.33	232.18	191.64	223.21	195.28	170.65	131.52	196.4	233.4	267.68	238.33
Dec	210.57	223.58	373.34	233.48	191.7	223.65	195.93	172.01	131.53	196.5	233.4	268.22	237.77
2017 Jan	210.94	221.00	377.97	234.02	194.42	223.92	208.45	172.81	131.54	196.73	233.41	268.90	238.58
Feb	211.54	221.66	379.55	234.34	194.45	224.32	210.17	174.75	131.58	196.88	233.96	269.63	241.06

**7.4: Consumer Price Index Numbers by Major Groups  
and Selected Commodities  
(2007-2008=100)**

Item and Specification	Weight	Index Numbers			% Change in Feb., 2017 over	
		Feb., 2017	Jan...,2017	Feb.,2016	Jan., 2017	Feb., 2016
<u>General</u>	100.0000	211.54	210.94	202.98	+ 0.28	+ 4.22
<u>Food and non-alcoholic Beverages</u>	34.8343	221.66	220.96	214.99	+ 0.32	+ 3.10
1 Wheat	0.3477	207.84	206.77	209.18	+ 0.52	- 0.64
2 Wheat Flour	4.1648	213.15	213.27	217.05	- 0.06	- 1.80
3 Wheat Product	0.0959	216.39	217.11	213.03	- 0.33	+ 1.58
4 Besan	0.1500	310.18	342.04	258.32	- 9.31	+ 20.08
5 Rice	1.5821	168.06	162.33	156.66	+ 3.53	+ 7.28
6 Cereals	0.1563	253.65	253.51	245.93	+ 0.06	+ 3.14
7 Bakery & Confectionary	1.1550	216.92	216.35	211.97	+ 0.26	+ 2.34
8 Nimco	0.4574	250.62	250.60	246.64	+ 0.01	+ 1.61
9 Meat	2.4303	268.26	267.47	259.99	+ 0.30	+ 3.18
10 Chicken	1.3596	165.68	153.54	148.72	+ 7.91	+ 11.40
11 Fish	0.2970	219.56	218.20	217.07	+ 0.62	+ 1.15
12 Milk Fresh	6.6800	268.32	267.90	259.27	+ 0.16	+ 3.49
13 Milk Products	0.6338	258.54	257.80	250.66	+ 0.29	+ 3.14
14 Milk Powder	0.1129	236.18	236.11	234.30	+ 0.03	+ 0.80
15 Eggs	0.4555	229.60	251.58	202.68	- 8.74	+ 13.28
16 Mustard Oil	0.0952	158.04	156.91	155.57	+ 0.72	+ 1.59
17 Cooking Oil	1.7538	135.95	135.30	132.13	+ 0.48	+ 2.89
18 Vegetable Ghee	2.0714	141.52	140.90	135.96	+ 0.44	+ 4.09
19 Dry Fruits	0.2543	264.98	265.17	262.54	- 0.07	+ 0.93
20 Fresh Fruits	1.8649	225.40	219.65	204.55	+ 2.62	+ 10.19
21 Pulse Masoor	0.2712	192.76	201.31	202.55	- 4.25	- 4.83
22 Pulse Moong	0.2336	256.42	262.78	300.13	- 2.42	- 14.56
23 Pulse Mash (Washed)	0.2098	289.59	308.62	348.73	- 6.17	- 16.96
24 Pulse Gram	0.2361	319.93	365.37	268.47	- 12.44	+ 19.17
25 Gram Whole	0.1616	295.48	314.06	223.24	- 5.92	+ 32.36
26 Beans	0.0269	232.05	231.08	233.25	+ 0.42	- 0.51
27 Potatoes	0.4776	162.81	166.57	123.43	- 2.26	+ 31.90
28 Onion	0.5417	173.49	163.19	247.60	+ 6.31	- 29.93
29 Tomatoes	0.4496	126.67	98.21	114.98	+ 28.98	+ 10.17
30 Fresh Vegetables	1.6571	221.50	220.80	190.61	+ 0.32	+ 16.21
31 Sugar	1.0445	226.80	232.55	223.59	- 2.47	+ 1.44
32 Gur	0.0220	267.08	266.60	266.92	+ 0.18	+ 0.06
33 Honey	0.0446	322.20	319.03	307.75	+ 0.99	+ 4.70
34 SweetMeat	0.2483	246.37	245.95	241.33	+ 0.17	+ 2.09
35 Beverages	1.1990	218.90	218.57	215.64	+ 0.15	+ 1.51
36 Jam, Tomato Ketchup & Pickles	0.2454	216.89	216.69	212.12	+ 0.09	+ 2.25
37 Condiments	0.2656	266.55	265.97	262.38	+ 0.22	+ 1.59
38 Spices	0.5441	238.85	238.31	239.15	+ 0.23	- 0.13
39 Tea	0.8377	270.18	266.44	282.69	+ 1.40	- 4.43
<u>Alcoholic Beverages, Tobacco</u>	1.4135	379.55	377.97	337.57	+ 0.42	+ 12.44
40 Cigarettes	1.3906	381.80	380.19	339.36	+ 0.42	+ 12.51
41 Betel Leaves & Nuts	0.0229	243.31	242.96	229.29	+ 0.14	+ 6.11
<u>Clothing and footwear</u>	7.5708	234.34	234.02	224.97	+ 0.14	+ 4.16
42 Cotton Cloth	1.7286	226.39	225.84	216.48	+ 0.24	+ 4.58
43 Woolen Cloth	0.8759	254.92	254.50	240.78	+ 0.17	+ 5.87
44 Readymade Garments	0.9739	239.59	239.29	229.79	+ 0.13	+ 4.26
45 Woolen Readymade Garments	0.3964	264.98	265.41	254.84	- 0.16	+ 3.98
46 Hosiery	0.5094	245.96	245.83	238.88	+ 0.05	+ 2.96
47 Dopatta	0.4412	243.52	242.99	239.78	+ 0.22	+ 1.56
48 Cleaning and Laundry	0.2110	261.12	259.00	251.12	+ 0.82	+ 3.98
49 Tailoring	0.8840	310.54	310.40	289.94	+ 0.05	+ 7.10
50 Footwear	1.5504	166.91	166.84	165.44	+ 0.04	+ 0.89

Contd.

**7.4: Consumer Price Index Numbers by Major Groups  
and Selected Commodities  
(2007-2008=100)**

Item and Specification	Weight	Index Numbers			% Change in Feb., 2017 over	
		Feb., 2017	Jan., 2017	Feb., 2016	Jan., 2017	Feb., 2016
<u>Housing, water, Elec., Gas and other fuels</u>	29.4149	194.45	194.42	185.49	+ 0.02	+ 4.83
51 House Rent	21.8149	185.86	185.86	174.32	+ 0.00	+ 6.62
52 Construction Input Items	0.5623	249.82	249.60	242.77	+ 0.09	+ 2.90
53 Construction Wage Rates	0.3331	235.67	234.42	225.13	+ 0.53	+ 4.68
54 Water Supply	0.4971	164.74	164.74	161.10	+ 0.00	+ 2.26
55 Electricity	4.3985	238.10	238.10	238.10	+ 0.00	+ 0.00
56 Gas	1.5756	158.08	158.08	158.08	+ 0.00	+ 0.00
57 Kerosene Oil	0.0057	198.47	198.47	189.04	+ 0.00	+ 4.99
58 Firewood Whole	0.2277	293.08	292.43	283.33	+ 0.22	+ 3.44
<u>Furnishing and household equipment maintenance</u>	4.2082	224.32	223.92	218.83	+ 0.18	+ 2.51
59 Furniture	0.3315	216.40	215.79	208.62	+ 0.28	+ 3.73
60 Household Textiles	0.6489	226.59	226.38	217.54	+ 0.09	+ 4.16
61 Household Equipment	0.5936	179.63	179.16	176.18	+ 0.26	+ 1.96
62 Utensils	0.3212	227.90	226.40	219.75	+ 0.66	+ 3.71
63 Plastic Products	0.2547	209.42	209.10	206.33	+ 0.15	+ 1.50
64 Washing Soaps & Detergents	0.7893	230.50	230.09	226.94	+ 0.18	+ 1.57
65 Sewing Needle & Dr Cell	0.1496	204.96	204.24	203.40	+ 0.35	+ 0.77
66 Household Servant	1.0432	249.98	249.98	244.50	+ 0.00	+ 2.24
67 Marriage Hall Charges	0.0762	244.86	243.95	238.96	+ 0.37	+ 2.47
<u>Health</u>	2.1868	210.17	208.45	184.18	+ 0.83	+ 14.11
68 Drugs & Medicines	1.2667	183.60	183.44	151.34	+ 0.09	+ 21.32
69 Medical Equipments	0.0080	250.20	248.70	227.00	+ 0.60	+ 10.22
70 Doctor (MBBS) Clinic Fee	0.5904	275.73	271.39	253.49	+ 1.60	+ 8.77
71 Medical Tests	0.3217	193.51	190.38	185.26	+ 1.64	+ 4.45
<u>Transport</u>	7.2023	174.75	172.81	174.05	+ 1.12	+ 0.40
72 Motor Vehicles	0.6630	172.13	171.79	165.19	+ 0.20	+ 4.20
73 Motor Vehicle Accessories	0.2439	213.44	213.33	220.92	+ 0.05	- 3.39
74 Motor Fuel	3.0269	146.07	141.65	144.21	+ 3.12	+ 1.29
75 Mechanical Service	0.4552	229.62	228.81	222.80	+ 0.35	+ 3.06
76 Motor Vehicle Tax	0.1099	210.18	210.18	210.18	+ 0.00	+ 0.00
77 Transport Services	2.7034	193.34	193.34	195.73	+ 0.00	- 1.22
<u>Communication</u>	3.2198	131.58	131.54	130.57	+ 0.03	+ 0.77
78 Postal Services	0.0662	246.00	245.18	235.86	+ 0.33	+ 4.30
79 Communication & Apparatus	3.1536	129.17	129.15	128.36	+ 0.02	+ 0.63
<u>Recreation and culture</u>	2.0227	196.88	196.73	194.38	+ 0.08	+ 1.29
80 Recreation & Culture	0.8634	129.61	129.45	128.58	+ 0.12	+ 0.80
81 Text Books	0.5706	292.41	292.41	290.62	+ 0.00	+ 0.62
82 Newspapers	0.1934	179.59	179.20	175.49	+ 0.22	+ 2.34
83 Stationery	0.3953	214.35	214.16	208.44	+ 0.09	+ 2.84
<u>Education</u>	3.9431	233.96	233.41	210.15	+ 0.24	+ 11.33
84 Education	3.9431	233.96	233.41	210.15	+ 0.24	+ 11.33
<u>Restaurants and hotels</u>	1.2286	269.63	268.90	259.39	+ 0.27	+ 3.95
85 Readymade Food	1.2286	269.63	268.90	259.39	+ 0.27	+ 3.95
<u>Misc. goods and services</u>	2.7550	241.06	238.58	230.15	+ 1.04	+ 4.74
86 Personal Care	1.4935	221.97	219.78	212.55	+ 1.00	+ 4.43
87 Cosmetics	0.3853	203.29	202.56	197.67	+ 0.36	+ 2.84
88 Blades	0.0322	196.91	196.34	195.05	+ 0.29	+ 0.95
89 Personal Equipments	0.8440	293.78	289.89	277.46	+ 1.34	+ 5.88



**7.5 Combined Consumer Price Index Numbers by Quintiles  
and Major Commodity Groups  
Feb., 2017  
(2007-2008=100)**

Income Quintiles	General	Food and non-alcoholic Beverages	Alcoholic Beverages, Tobacco	Clothing and footwear	Housing, water, Elec., Gas and other fuels	Furnishing and household equipment maintenance	Health	Trans-port	Communi-cation	Recre-ation and culture	Educ-ation	Restaur-ants and hotels	Misc. goods and services
------------------	---------	----------------------------------	------------------------------	-----------------------	--	--	--------	------------	----------------	-------------------------	------------	-------------------------	--------------------------

**All Urban Combined**

Aggregate	211.54	221.66	379.55	234.34	194.45	224.32	210.17	174.75	131.58	196.88	233.96	269.63	241.06
Income Quintile 1	210.80	218.45	393.52	232.06	179.78	222.61	205.99	182.01	119.82	212.49	246.32	268.36	240.01
Income Quintile 2	213.52	219.95	392.68	232.29	192.52	221.95	206.87	176.26	119.73	209.67	243.01	269.49	238.63
Income Quintile 3	213.05	220.65	390.99	232.82	192.73	220.07	207.78	173.45	121.65	205.61	237.16	269.31	239.23
Income Quintile 4	214.26	221.49	389.55	233.81	199.83	218.91	209.32	169.93	125.95	199.82	237.95	269.29	239.17
Income Quintile 5	210.09	223.39	364.24	236.00	195.82	226.54	212.58	175.90	137.17	190.02	231.57	269.94	242.88

---

**7.6 Combined Consumer Price Index Numbers by Quintile,  
Major Commodity Groups for Selected Cities  
February, 2017  
(2007-2008=100)**

Cities	General	Food & non-alcoholic Beverages	Alcoholic Beverages, Tobacco	Clothing & footwear	Housing, water, Elec., Gas & other fuels	Furnishing & household equipment maintenance	Health	Transport	Communication	Recreation & culture	Education	Restaurants & hotels	Misc. goods & services
<b><u>Income Quintile 1</u></b>													
Rawalpindi	226.52	233.62	420.39	250.53	210.20	231.83	255.02	189.70	105.24	221.96	323.88	282.86	231.82
Islamabad	226.05	230.11	410.08	243.23	176.51	239.00	256.28	191.04	111.33	309.26	754.19	251.69	245.10
Lahore	199.57	221.96	378.00	219.38	149.23	251.02	213.14	168.77	104.55	222.16	208.26	248.90	298.85
Gujranwala	204.04	209.47	411.66	210.64	190.59	237.50	172.82	168.95	111.96	225.91	161.62	243.76	214.77
Sialkot	195.25	207.19	427.28	180.36	172.13	182.72	173.03	187.58	115.82	296.50	187.03	222.82	206.91
Faisalabad	210.81	216.97	389.04	209.01	196.43	197.73	198.04	167.82	125.55	232.35	196.70	258.87	219.06
Multan	205.50	212.62	372.82	206.78	185.68	210.27	178.73	166.83	141.65	226.13	201.28	248.60	222.16
Sargodha	221.08	213.92	404.23	216.22	225.21	255.32	205.51	213.36	111.88	252.11	211.31	343.58	251.02
Bahawalpur	223.85	214.04	403.18	266.59	223.35	221.81	198.33	179.74	176.06	263.04	245.36	222.19	215.85
Karachi	203.33	212.33	406.41	246.40	157.22	241.22	192.43	152.00	117.56	228.05	194.78	286.16	277.68
Hyderabad	196.23	213.90	399.96	202.28	151.57	190.29	194.24	169.86	113.49	193.11	262.75	241.68	220.98
Sukkur	206.67	211.99	389.85	242.88	171.48	206.19	168.82	173.67	111.41	174.18	326.87	310.84	211.95
Larkana	217.18	210.19	378.97	239.65	217.50	232.26	279.57	171.51	125.95	186.36	222.10	306.03	286.47
Peshawar	215.50	216.70	396.86	267.54	178.92	242.16	238.46	196.35	113.68	276.76	292.18	255.93	307.85
Bannu	221.69	220.50	427.46	210.98	231.52	246.76	192.21	180.94	113.87	232.46	202.07	339.15	277.10
Quetta	200.34	203.29	393.41	190.21	194.18	186.11	194.09	207.18	124.60	179.08	224.27	240.37	216.47
Khuzdar	206.49	209.20	428.04	219.48	179.97	239.67	226.04	183.36	126.71	174.51	209.33	469.56	223.61
<b><u>Income Quintile 2</u></b>													
Rawalpindi	231.61	235.12	419.64	249.68	216.55	232.27	263.73	207.45	108.02	255.53	355.72	284.87	231.44
Islamabad	221.67	231.39	421.21	250.23	173.80	235.80	245.25	172.95	109.23	236.94	622.61	261.02	238.62
Lahore	198.99	222.08	384.19	217.58	151.81	256.87	207.81	159.88	104.22	222.12	212.78	254.43	293.03
Gujranwala	203.29	210.01	417.17	206.78	194.54	229.54	168.40	164.59	112.61	242.18	150.16	258.17	214.00
Sialkot	194.13	206.16	426.29	184.74	175.88	181.36	190.40	172.84	121.63	326.78	184.88	223.07	191.21
Faisalabad	209.39	217.85	390.90	210.80	200.54	203.51	193.65	164.11	119.72	226.84	189.87	248.05	219.12
Multan	205.27	214.00	372.61	205.92	190.57	207.81	179.38	159.55	133.50	233.75	205.73	245.22	219.37
Sargodha	222.46	215.28	397.08	215.53	231.44	256.30	207.84	192.21	105.38	261.16	214.27	338.30	255.09
Bahawalpur	224.22	216.07	403.67	257.61	227.17	228.41	198.46	161.48	175.36	254.39	313.33	226.39	214.23
Karachi	204.78	214.63	403.71	241.03	160.94	233.44	192.67	152.75	121.60	216.39	197.87	286.45	265.03
Hyderabad	197.33	214.49	397.53	203.01	155.50	193.26	192.53	171.67	115.09	185.01	304.35	244.76	222.53
Sukkur	206.52	212.03	378.29	242.60	176.40	202.07	170.56	179.66	108.84	176.39	315.99	306.55	210.11
Larkana	221.48	214.46	377.36	241.27	221.79	226.45	286.83	181.63	133.13	187.74	225.64	309.21	283.82
Peshawar	216.03	218.19	399.87	271.57	183.47	238.26	235.46	186.36	120.73	252.83	268.99	256.08	300.81
Bannu	221.10	219.53	418.96	211.33	229.72	240.39	198.06	175.92	117.00	220.19	261.46	316.39	298.05
Quetta	201.32	206.13	385.00	192.30	198.41	186.66	194.62	180.61	119.60	179.30	211.60	239.69	215.34
Khuzdar	203.66	209.58	417.52	220.71	164.07	252.64	228.80	165.72	130.84	183.89	195.62	458.92	219.82

Contd.

**7.6 Combined Consumer Price Index Numbers by Quintile,  
Major Commodity Groups for Selected Cities  
February, 2017  
(2007-2008=100)**

Cities	General	Food & non-alcoholic Beverages	Alcoholic Beverages, Tobacco	Clothing & footwear	Housing, water, Elec., Gas & other fuels	Furnishing & household equipment maintenance	Health	Transport	Communication	Recreation & culture	Education	Restaurants & hotels	Misc. goods & services
<b><u>Income Quintile 3</u></b>													
Rawalpindi	230.95	233.56	408.97	253.17	218.24	232.48	274.43	185.90	112.36	243.58	316.32	288.85	235.99
Islamabad	221.15	232.04	386.17	243.60	168.81	235.92	238.83	175.50	114.25	225.20	755.53	249.63	252.20
Lahore	197.75	223.67	380.90	219.35	142.66	257.55	208.77	157.12	107.30	223.02	201.23	251.32	295.57
Gujranwala	201.65	211.01	413.45	210.98	190.05	223.85	169.43	156.13	116.97	217.35	150.82	243.42	214.57
Sialkot	192.78	206.08	392.54	186.61	171.12	187.36	180.71	160.60	128.72	302.02	176.52	216.80	192.80
Faisalabad	208.52	219.31	381.32	210.39	198.46	202.88	197.35	158.60	120.90	225.80	191.50	236.88	218.91
Multan	203.88	213.91	371.11	204.34	187.10	199.07	180.65	158.15	135.11	224.27	213.52	240.96	217.84
Sargodha	222.47	214.35	395.17	216.65	235.91	256.69	206.56	179.68	110.68	255.25	254.52	358.56	254.05
Bahawalpur	224.47	216.27	410.29	261.25	230.28	230.20	191.73	161.00	175.88	241.33	248.58	222.29	217.85
Karachi	205.11	215.32	406.69	237.73	153.54	228.45	190.71	152.64	123.55	211.36	202.08	286.35	261.19
Hyderabad	194.78	214.06	396.93	204.44	144.58	195.08	189.59	168.89	123.89	190.29	301.95	245.34	225.93
Sukkur	203.62	211.40	375.41	243.78	166.39	204.97	164.77	169.30	110.39	175.96	317.69	299.92	210.25
Larkana	222.62	217.56	362.83	238.43	223.01	226.46	273.45	180.08	133.80	188.32	225.64	303.83	305.15
Peshawar	213.40	216.81	388.24	272.22	177.48	239.29	234.08	191.19	119.28	231.19	279.87	256.35	292.64
Bannu	218.84	219.35	430.46	218.30	230.85	229.91	189.86	165.31	120.45	209.96	208.88	323.02	295.63
Quetta	198.96	206.40	365.47	192.65	195.65	185.54	200.83	165.62	118.98	177.28	212.57	232.59	210.67
Khuzdar	202.34	213.60	406.24	218.60	153.06	245.74	235.54	160.98	132.03	180.40	205.64	443.60	221.42
<b><u>Income Quintile 4</u></b>													
Rawalpindi	230.93	233.49	402.91	256.97	221.82	238.10	274.10	186.37	115.08	222.47	293.04	289.68	242.05
Islamabad	223.61	232.56	380.85	244.40	174.95	236.01	254.18	179.35	125.27	213.46	685.81	259.74	248.29
Lahore	197.58	225.14	375.18	219.26	156.73	254.93	206.82	153.03	112.05	213.40	201.41	249.14	295.20
Gujranwala	201.59	211.44	398.60	213.62	197.80	210.07	170.44	151.37	122.48	216.16	150.35	245.11	209.03
Sialkot	194.63	208.36	398.88	190.08	184.30	183.25	169.31	160.82	136.31	269.54	175.59	216.88	191.19
Faisalabad	208.39	221.46	382.85	211.35	205.31	202.73	196.97	152.85	123.23	209.96	205.33	238.80	222.55
Multan	204.90	214.41	364.70	205.90	198.52	198.96	176.90	154.99	138.15	213.48	218.34	235.87	222.14
Sargodha	225.19	216.75	388.25	218.46	238.52	266.72	208.59	174.19	116.79	282.23	285.16	355.22	254.25
Bahawalpur	224.39	216.84	405.12	258.02	231.95	227.52	192.99	159.19	175.57	233.57	288.00	219.40	221.06
Karachi	205.94	216.34	406.77	238.13	165.94	238.47	191.13	152.30	127.73	206.55	204.81	286.48	258.94
Hyderabad	195.93	215.07	393.56	204.77	159.46	193.71	190.28	164.51	130.10	189.10	294.05	246.40	229.48
Sukkur	205.94	213.50	361.10	244.03	180.92	207.34	168.48	159.98	116.92	175.16	314.91	300.43	218.20
Larkana	226.86	223.45	328.68	238.18	226.47	228.21	283.44	172.97	141.66	186.92	248.52	304.47	320.11
Peshawar	214.41	219.16	379.22	271.85	187.40	230.81	244.14	184.59	124.56	231.58	265.04	261.45	287.22
Bannu	222.99	222.81	440.97	223.57	229.18	238.06	180.57	173.58	120.72	197.69	208.51	319.75	302.60
Quetta	200.79	206.54	355.02	195.60	202.65	184.49	201.62	168.13	121.79	175.61	221.57	232.44	207.31
Khuzdar	206.86	215.52	418.32	218.16	169.91	256.73	234.60	161.27	136.27	181.91	218.27	424.17	231.32

Contd.

**7.6 Combined Consumer Price Index Numbers by Quintile,  
Major Commodity Groups for Selected Cities  
February, 2017  
(2007-2008=100)**

Cities	General	Food & non-alcoholic Beverages	Alcoholic Beverages, Tobacco	Clothing & footwear	Housing, water, Elec., Gas & other fuels	Furnishing & household equipment maintenance	Health	Transport	Communication	Recreation & culture	Education	Restaurants & hotels	Misc. goods & services
--------	---------	--------------------------------	------------------------------	---------------------	--	--	--------	-----------	---------------	----------------------	-----------	----------------------	------------------------

**Income Quintile 5**

Rawalpindi	232.91	237.21	360.15	256.36	224.62	238.38	267.97	194.76	127.02	206.82	304.32	290.62	271.20
Islamabad	217.69	234.34	343.67	250.31	174.20	241.30	256.76	197.90	130.10	206.04	442.93	272.76	263.29
Lahore	194.52	229.43	334.94	223.95	157.06	243.98	203.68	165.72	126.89	204.66	193.64	257.29	298.23
Gujranwala	199.84	214.19	366.10	216.77	199.22	188.53	169.05	156.74	138.24	196.32	146.13	240.09	218.53
Sialkot	192.08	210.06	360.14	192.80	183.79	181.86	172.15	164.51	138.05	247.62	169.65	218.03	198.45
Faisalabad	206.98	224.31	353.61	211.60	206.60	208.36	198.82	160.88	130.27	201.93	235.52	224.79	227.89
Multan	203.60	218.45	319.61	205.13	199.83	190.97	179.66	167.86	138.84	208.01	237.27	236.17	222.52
Sargodha	233.59	220.23	396.00	232.62	236.37	369.44	208.45	177.48	125.96	240.65	434.37	371.74	265.88
Bahawalpur	227.23	218.78	337.67	256.47	232.08	234.45	188.16	170.76	176.64	231.18	316.94	223.66	228.91
Karachi	206.26	219.85	383.18	239.88	165.08	326.56	193.12	171.95	139.45	196.97	210.85	286.97	261.20
Hyderabad	194.15	217.10	364.35	208.07	160.71	180.49	185.65	172.55	140.26	178.31	294.89	249.53	234.35
Sukkur	206.44	215.76	332.67	244.07	182.38	205.18	166.90	168.68	127.83	171.82	361.31	301.02	225.60
Larkana	227.62	223.60	310.92	237.12	225.98	231.72	293.98	175.99	146.16	174.11	322.82	301.56	303.31
Peshawar	210.71	220.39	346.01	268.90	186.55	223.15	226.29	195.37	130.68	190.71	263.19	257.86	273.66
Bannu	218.65	220.05	446.54	214.62	228.63	211.36	187.67	148.87	123.84	203.64	299.82	332.02	259.77
Quetta	201.81	210.14	305.62	194.95	205.66	170.85	190.71	170.93	129.25	173.39	221.77	237.17	213.25
Khuzdar	204.43	214.23	341.18	226.87	162.73	253.76	228.21	156.73	145.11	187.82	212.07	451.58	247.40

**Aggregate**

Rawalpindi	231.58	235.67	383.42	255.82	221.33	237.94	269.45	193.19	122.97	214.87	304.32	289.82	261.31
Islamabad	217.53	233.92	352.49	249.49	172.44	240.89	255.57	196.83	129.32	208.09	455.43	272.23	261.80
Lahore	195.77	226.28	362.24	221.27	154.14	247.50	205.92	162.22	119.76	211.54	196.84	254.62	296.71
Gujranwala	201.52	211.74	395.91	212.74	196.29	205.63	169.79	156.18	127.03	213.16	149.26	243.00	214.66
Sialkot	192.96	208.29	390.64	189.43	180.36	183.01	175.12	163.79	135.00	270.07	173.85	218.33	195.22
Faisalabad	208.32	220.42	378.89	210.86	203.34	205.65	197.11	159.38	125.89	215.03	216.30	237.78	222.95
Multan	204.07	215.50	356.02	205.41	195.19	195.41	179.16	164.47	137.96	214.79	228.80	238.01	221.37
Sargodha	225.84	216.29	394.63	220.20	234.58	301.74	207.69	179.05	117.45	258.45	313.10	359.33	257.48
Bahawalpur	225.34	216.54	388.86	259.36	229.36	231.17	192.40	168.10	176.20	240.23	304.00	222.98	221.66
Karachi	205.13	217.73	394.58	239.42	161.66	302.97	192.29	166.68	135.07	202.21	208.89	286.75	261.16
Hyderabad	195.28	215.21	388.41	205.32	157.44	186.82	189.07	170.01	132.07	184.81	295.40	247.05	229.98
Sukkur	205.78	213.09	362.02	243.60	178.08	205.31	167.83	167.26	118.24	174.40	332.47	302.26	216.90
Larkana	223.42	217.51	355.67	238.99	223.89	228.84	283.66	176.28	137.32	184.80	269.09	305.04	301.21
Peshawar	212.74	218.64	381.12	270.19	184.80	228.47	232.10	193.51	126.67	215.99	265.34	257.92	284.75
Bannu	220.65	220.59	431.96	216.87	229.23	230.30	188.11	163.73	120.31	207.87	242.76	324.11	282.54
Quetta	200.94	207.24	341.21	193.99	201.91	180.05	196.44	170.31	123.95	175.87	219.18	235.32	211.46
Khuzdar	205.13	211.58	411.03	220.03	170.56	248.86	230.67	165.40	132.61	181.08	206.50	451.00	227.88

**7.7 Combined Consumer Price Index Numbers by Income Groups/City  
and Commodity Groups for all Centers Covered in CPI  
February, 2017  
(2007-2008=100)**

Cities		General	Food and non-alcoholic Beverages	Alcoholic Beverages, Tobacco	Clothing and footwear	Housing, water, Elec., Gas and other fuels	Furnishing and household equipment maintenance	Health	Transport	Communication	Recreation and culture	Education	Restaurants and hotels	Misc. goods and services
Rawalpindi	01	231.58	235.67	383.42	255.82	221.33	237.94	269.45	193.19	122.97	214.87	304.32	289.82	261.31
Islamabad	02	217.53	233.92	352.49	249.49	172.44	240.89	255.57	196.83	129.32	208.09	455.43	272.23	261.80
Attock	03	208.89	218.23	370.07	241.96	160.97	232.49	205.87	185.78	121.89	192.48	341.83	285.69	278.82
Jhelum	04	208.15	217.90	400.15	247.58	185.41	219.21	204.12	176.74	126.07	225.52	240.45	246.01	222.53
Lahore	05	195.77	226.28	362.24	221.27	154.14	247.50	205.92	162.22	119.76	211.54	196.84	254.62	296.71
Sahiwal	06	236.60	230.32	367.42	301.54	230.75	226.40	235.70	173.79	136.94	213.77	336.95	303.59	265.52
Gujranwala	07	201.52	211.74	395.91	212.74	196.29	205.63	169.79	156.18	127.03	213.16	149.26	243.00	214.66
Wazirabad	08	209.67	225.57	414.96	217.78	195.29	201.45	173.85	156.09	128.25	218.09	149.63	250.28	223.58
Sialkot	09	192.96	208.29	390.64	189.43	180.36	183.01	175.12	163.79	135.00	270.07	173.85	218.33	195.22
Faisalabad	10	208.32	220.42	378.89	210.86	203.34	205.65	197.11	159.38	125.89	215.03	216.30	237.78	222.95
Jhang	11	225.50	226.07	381.90	302.36	206.44	239.65	268.96	168.55	136.62	223.34	176.51	283.02	231.13
Multan	12	204.07	215.50	356.02	205.41	195.19	195.41	179.16	164.47	137.96	214.79	228.80	238.01	221.37
Muzaffargarh	13	211.15	223.25	361.65	233.42	186.49	201.33	185.46	161.60	141.48	226.51	197.18	279.36	231.99
D. G. Khan	14	219.07	222.88	384.47	261.15	230.97	221.99	206.08	154.52	122.88	197.51	124.01	221.41	186.74
Vehari	15	206.41	218.21	388.74	224.58	195.73	213.52	173.89	156.11	132.03	218.01	190.37	271.79	244.23
Sargodha	16	225.84	216.29	394.63	220.20	234.58	301.74	207.69	179.05	117.45	258.45	313.10	359.33	257.48
Mianwali	17	240.84	233.26	415.30	193.77	290.33	223.15	202.44	164.20	108.49	260.76	351.45	262.75	263.08
Bahawalpur	18	225.34	216.54	388.86	259.36	229.36	231.17	192.40	168.10	176.20	240.23	304.00	222.98	221.66
Bahawalnaga	19	221.47	223.53	374.28	270.38	218.69	253.25	197.56	154.03	139.47	226.81	209.53	311.14	226.60
R. Y. Khan	20	218.76	222.26	392.96	274.29	206.59	238.73	178.84	163.73	126.14	218.22	307.84	275.03	226.57
Karachi	21	205.13	217.73	394.58	239.42	161.66	302.97	192.29	166.68	135.07	202.21	208.89	286.75	261.16
Hyderabad	22	195.28	215.21	388.41	205.32	157.44	186.82	189.07	170.01	132.07	184.81	295.40	247.05	229.98
Nawabshah	23	246.94	245.53	356.61	292.83	202.62	242.82	235.25	164.98	138.69	164.78	617.06	324.45	421.10
Mirpukhas	24	208.72	221.11	394.71	208.07	185.58	191.25	183.18	166.97	114.88	171.41	305.13	293.33	231.02
Mithi	25	222.66	218.51	402.99	202.41	242.36	186.48	173.80	161.58	112.87	150.89	337.10	290.51	256.38
Sukkur	26	205.78	213.09	362.02	243.60	178.08	205.31	167.83	167.26	118.24	174.40	332.47	302.26	216.90
Larkana	27	223.42	217.51	355.67	238.99	223.89	228.84	283.66	176.28	137.32	184.80	269.09	305.04	301.21
Dadu	28	212.02	230.20	370.94	218.62	176.83	215.15	169.03	166.35	120.09	175.83	452.03	258.52	210.38
Peshawar	29	212.74	218.64	381.12	270.19	184.80	228.47	232.10	193.51	126.67	215.99	265.34	257.92	284.75
Mardan	30	242.43	218.64	389.12	303.77	254.48	227.00	219.96	202.14	124.91	244.34	446.96	275.08	315.96
Abbottabad	31	223.82	223.47	361.28	287.45	167.98	318.36	250.13	213.36	147.52	230.65	298.12	284.89	240.91
Bannu	32	220.65	220.59	431.96	216.87	229.23	230.30	188.11	163.73	120.31	207.87	242.76	324.11	282.54
D. I. Khan	33	214.64	220.86	329.89	209.44	240.39	204.84	197.87	155.73	112.59	168.25	209.86	258.55	222.30
Mingora	34	236.30	224.76	369.73	292.32	208.46	234.08	274.70	194.85	131.51	235.75	302.64	338.63	487.79
Quetta	35	200.94	207.24	341.21	193.99	201.91	180.05	196.44	170.31	123.95	175.87	219.18	235.32	211.46
Turbat	36	221.50	202.59	368.05	204.68	280.47	211.88	202.56	145.44	118.94	145.77	248.37	316.34	216.98
Gawadar	37	206.79	214.38	288.61	209.21	198.61	211.17	207.33	135.25	109.28	118.96	266.82	367.08	215.86
Loralai	38	228.68	225.48	413.64	234.59	249.66	201.03	215.76	169.75	116.34	205.05	209.21	335.90	252.22
Khuzdar	39	205.13	211.58	411.03	220.03	170.56	248.86	230.67	165.40	132.61	181.08	206.50	451.00	227.88
D. M. Jamali	40	213.86	220.74	399.88	208.85	192.29	223.82	215.58	179.38	123.71	160.42	236.66	284.25	216.52

## 7.8 Index Numbers of Wholesale Prices by Commodity Groups

Year / month	General	Agriculture Forestry & Fishery Product	Others & Minerals electricity gas & water	Food product Beverages & tobacco Textile Apparel & Leather Product	Other transportable Goods	Metal product Machinery & Equipment
<b>(2007-08=100)</b>						
2011-12	181.29	185.04	182.74	176.07	194.64	152.55
2012-13	194.61	198.23	211.17	188.39	203.93	159.29
2013-14	158.88	165.52	163.62	156.11	162.99	132.02
2014-15	209.85	220.56	245.47	206.76	197.12	172.72
2015-16	207.64	226.43	244.24	213.58	171.21	171.46
2016 Feb	205.05	221.23	245.89	215.03	164.03	170.44
Mar	204.22	221.02	245.22	214.66	161.42	170.45
Apr	206.87	229.78	244.59	214.90	162.91	171.22
May	208.01	233.26	244.11	215.79	162.49	172.56
Jun	210.88	239.12	244.28	218.71	164.46	172.48
Jul	215.81	253.54	241.43	223.61	164.40	172.94
Aug	215.75	251.53	241.26	225.84	163.50	172.82
Sep	214.61	246.87	241.64	225.26	164.47	172.51
Oct	214.53	247.04	242.01	224.34	165.08	172.38
Nov	214.07	242.47	242.44	225.93	165.19	174.10
Dec	213.76	240.83	242.61	224.74	167.14	174.28
2017 Jan	214.84	240.28	242.43	226.31	170.47	174.43
Feb	215.86	243.57	242.78	226.4	170.89	174.49

## 7.9 Index Numbers of Wholesale Prices by Commodities

Year/month	AGRICULTURE FORESTRY & FISHERY										
	Wheat	Maize	Rice	Sorghum/ Jowar	Millet/ Bajra	Vegetables	Fresh Fruits	Dry Fruits	Cotton Seeds	Other oil Seeds	Edible Roots Potatoes
(2007-08=100)											
2011-12	163.44	159.77	149.45	191.12	153.77	211.52	175.48	181.96	189.55	166.98	175.20
2012-13	188.52	174.74	165.42	211.29	177.02	216.66	216.05	181.47	168.92	177.67	162.82
2013-14	227.13	185.28	177.67	279.98	179.06	254.41	226.73	201.66	185.58	178.30	314.12
2014-15	209.29	191.65	172.20	300.13	173.82	255.40	245.60	227.30	208.86	179.03	314.37
2015-16	209.07	194.53	147.58	291.34	192.41	258.45	254.69	245.18	249.16	162.08	152.76
2016 Feb	220.02	189.65	141.69	263.80	176.35	204.49	231.68	250.92	257.94	157.46	118.35
Mar	218.68	193.96	143.85	278.40	184.22	209.51	244.90	248.22	253.39	156.93	112.72
Apr	207.11	205.56	142.90	286.45	187.00	277.16	267.02	248.97	254.81	159.83	104.08
May	199.04	209.33	143.34	286.07	193.10	201.87	282.91	251.32	251.49	165.14	111.80
Jun	202.00	204.06	146.08	283.56	198.98	246.21	305.11	247.44	263.29	170.50	177.50
Jul	204.39	204.55	148.12	277.01	218.25	361.19	307.84	247.50	273.95	171.21	226.53
Aug	204.89	204.55	149.84	268.83	214.70	342.81	257.27	236.23	260.45	171.21	251.32
Sep	205.26	196.67	149.55	264.05	210.05	354.30	248.15	241.88	260.92	170.86	256.45
Oct	209.05	190.54	147.78	258.01	182.73	348.51	248.10	244.62	255.71	174.88	250.44
Nov	211.20	191.32	148.65	242.91	171.85	295.08	202.51	244.77	260.78	177.55	281.67
Dec	212.55	186.79	148.27	236.86	168.85	228.09	209.13	249.28	267.33	182.29	237.47
2017 Jan	214.17	186.37	153.30	236.93	167.74	203.45	221.77	242.90	266.81	189.43	171.38
Feb	215.69	187.42	157.46	235.79	168.08	211.37	230.94	241.74	267.94	181.39	164.46

Contd.

## 7.9 Index Numbers of Wholesale Prices by Commodities

Year/month	AGRICULTURE FORESTRY & FISHERY											
	Stimulant & spice crops	Pulses	Sugar crops	Fibre crops	Unmanufactured tobacco	Poultry	Milk from bovine animals	Eggs	Raw animal material / wool	Hides&fur skins wool	Fuel wood in logs	Fishes fresh or chilled
(2007-08=100)												
2011-12	187.89	212.28	273.92	195.07	167.72	186.89	190.29	180.67	134.34	131.07	190.47	144.71
2012-13	184.68	204.81	267.92	193.56	171.49	178.40	213.81	191.02	138.84	139.08	215.48	191.11
2013-14	316.66	186.74	267.92	217.41	186.62	202.88	225.98	200.17	155.22	145.20	238.11	247.73
2014-15	350.96	207.90	277.32	172.23	213.88	193.98	249.87	204.51	173.19	155.20	252.59	270.19
2015-16	269.52	252.23	286.30	170.39	230.07	191.41	255.23	186.82	176.08	153.18	263.90	354.97
2016 Feb	242.72	247.95	286.29	175.71	230.02	151.73	255.42	204.96	177.45	150.46	266.3	336.96
Mar	235.21	247.46	286.29	172.25	230.02	172.94	255.42	161.26	176.96	150.63	266.3	335.61
Apr	234.41	259.57	286.29	174.57	230.61	231.81	256.11	150.83	175.99	151.73	264.77	369.26
May	226.16	280.91	286.34	183	233.06	220.59	258.97	150.3	175.56	151.8	264.77	423.43
Jun	218.56	293.16	286.34	180.3	243.77	203.67	258.97	165.23	174.27	150.46	264.77	445.91
Jul	209.95	313.08	286.34	203.00	251.05	188.40	261.80	185.05	173.89	150.46	264.77	469.80
Aug	209.80	310.10	286.34	213.75	255.93	154.96	262.97	205.04	173.89	150.46	264.77	469.80
Sep	260.56	304.53	286.34	195.33	255.73	160.06	262.97	211.44	173.89	142.47	264.77	453.85
Oct	235.64	309.70	293.89	195.52	260.21	190.04	265.22	196.73	173.89	122.45	264.77	455.08
Nov	216.85	312.67	266.42	197.33	265.84	178.62	267.02	251.78	173.89	122.98	269.14	447.65
Dec	226.70	306.52	268.94	204.48	271.72	160.36	267.02	272.03	175.58	116.10	274.82	447.84
2017 Jan	221.64	294.48	268.94	207.18	274.91	157.27	268.18	257.22	177.44	113.78	277.01	446.03
Feb	224.40	271.33	268.94	216.97	277.88	169.47	266.07	229.04	178.30	105.67	277.01	466.43

Contd.



## 7.9 Index Numbers of Wholesale Prices by Commodities

Year/Month	ORES/MINERALS, GAS & ELECT.				FOOD, BEVERAGES, TOBACCO TEXTILE, APPAREL, LEATHER TEXTILE					
	Coal not Agglomerated	Natural Gas liquified	Salt pure sodium chloride	Electrical Energy	Meat of Animals	Vegetables & fruit Juices	Dried Fruits & Nuts	Fruits & Juices	Vegetable Oil Refined	Vegetable Ghee
(2007-08=100)										
2011-12	149.74	193.29	155.69	176.51	214.40	175.93	197.32	155.58	153.33	141.37
2012-13	209.81	197.43	175.78	226.10	228.80	186.93	219.33	158.67	157.94	141.75
2013-14	223.53	203.85	223.53	281.02	238.93	192.48	221.32	166.33	162.31	141.51
2014-15	223.53	202.94	247.76	292.89	257.56	197.17	226.22	172.75	159.75	132.06
2015-16	191.01	207.76	252.31	293.22	267.79	201.97	239.02	177.58	150.41	119.85
2016 Feb	174.51	210.01	252.31	293.09	268.53	201.36	250.38	175.90	148.73	118.76
Mar	176.47	208.35	252.31	293.09	268.99	201.36	250.38	175.99	148.47	119.01
Apr	168.63	208.04	252.31	293.09	269.28	202.69	245.68	176.37	150.87	121.50
May	160.78	208.07	252.31	293.09	271.73	203.24	242.58	179.74	151.60	122.60
Jun	160.78	208.42	252.31	293.09	274.34	208.33	238.46	181.90	151.97	121.87
Jul	152.94	208.30	254.33	288.00	276.90	208.88	239.77	182.12	152.00	120.58
Aug	152.94	207.95	254.33	288.00	277.40	208.88	238.61	182.13	151.32	121.34
Sep	152.94	208.75	254.33	288.00	279.82	209.83	238.61	183.49	151.63	123.32
Oct	152.94	209.52	254.33	288.00	279.82	209.83	240.98	183.53	151.00	123.35
Nov	155.29	210.34	231.97	288.00	279.82	211.47	250.67	184.03	151.24	123.44
Dec	155.29	210.67	235.45	288.00	280.41	214.03	261.81	179.33	152.35	125.82
2017 Jan	155.29	210.29	235.45	288.00	282.02	222.28	264.94	179.58	152.91	126.00
Feb	155.29	210.99	238.53	288.00	279.49	223.21	264.08	179.72	154.12	126.40

Contd.

## 7.9 Index Numbers of Wholesale Prices by Commodities

Year/month	FOOD, BEVERAGES, TOBACCO TEXTILE, APPAREL, LEATHER TEXTILE												
	Oil cakes	Processed Liquid Milk	Milk & cream in solid form	Ice cream	Dairy Product N.E.C	Wheat Flour	Other cereal Flour	Sugar Refined	Choco late	Sugar Confectionary	Coffee & Tea	Spices	Other Food Product

(2007-08=100)

2011-12	149.51	182.39	170.43	155.81	184.52	151.98	163.80	229.24	100.35	100.56	192.23	267.98	301.28
2012-13	166.19	207.70	171.54	172.43	207.02	172.24	194.72	201.93	99.19	101.34	203.24	279.84	319.16
2013-14	191.83	211.76	196.23	210.37	220.93	205.78	139.04	206.98	99.19	102.28	215.49	193.08	308.00
2014-15	203.54	243.81	219.96	219.91	239.23	198.20	149.19	217.88	99.19	103.59	192.27	189.96	295.24
2015-16	213.66	248.23	218.49	223.59	246.04	196.65	233.09	237.16	100.75	118.70	242.82	189.17	292.27
2016 Feb	217.76	247.57	219.09	223.70	248.13	201.07	225.94	239.31	101.06	118.83	261.24	189.65	292.52
Mar	224.87	247.57	219.09	225.40	248.13	200.63	225.20	237.73	101.06	118.83	238.86	189.77	292.52
Apr	222.77	248.90	219.24	229.62	247.85	195.65	239.21	240.36	101.06	118.83	234.40	189.67	292.52
May	226.23	248.90	218.99	231.30	248.01	192.67	275.08	241.96	101.06	118.83	232.09	189.79	292.52
Jun	232.54	250.18	219.30	233.72	248.26	192.23	284.71	245.61	101.06	118.83	230.07	190.22	292.52
Jul	235.62	251.20	220.87	238.04	248.53	193.90	309.70	254.89	99.45	118.83	230.02	190.20	293.85
Aug	235.25	252.73	221.01	238.04	248.53	193.41	309.22	267.60	99.45	118.83	230.46	190.20	293.85
Sep	231.01	257.57	221.24	238.04	248.76	192.40	299.87	269.18	99.45	118.83	230.56	190.12	293.85
Oct	226.38	257.57	220.59	238.04	249.21	194.90	307.94	262.43	99.45	128.15	230.56	190.17	293.85
Nov	227.22	257.57	220.54	238.04	252.52	196.86	327.54	272.80	99.45	128.15	232.40	190.38	293.85
Dec	229.61	257.57	218.90	238.04	252.95	196.85	328.97	235.83	100.00	128.44	240.04	190.44	293.85
2017 Jan	230.47	257.57	219.07	238.04	254.27	197.36	318.36	244.78	100.00	128.44	241.34	190.41	293.85
Feb	225.71	257.27	219.31	238.04	254.42	197.50	269.57	235.50	100.00	128.44	244.86	190.46	293.85

Contd.

## 7.9 Index number of wholesale prices by commodities

Year/month	FOOD, BEVERAGES, TOBACCO TEXTILE, APPAREL, LEATHER TEXTILE									
	Mineral Water	Beverages	Tobacco Product	Cotton Yarn	Nylon Yarn	Blended Yarn	Woven Fabrics	Cotton Fabrics	Other Fabrics	Silk & Reyon Fabrics
(2007-08=100)										
2011-12	163.62	133.28	175.62	196.06	190.80	194.74	163.54	167.42	154.74	139.06
2012-13	168.78	137.45	208.80	208.38	181.46	193.63	196.76	175.90	166.96	152.04
2013-14	182.07	151.87	246.42	213.03	178.22	198.57	222.82	189.15	182.16	161.87
2014-15	186.75	170.90	296.01	180.86	157.07	189.75	247.06	199.86	207.66	177.39
2015-16	190.57	172.11	378.88	173.44	147.60	180.47	270.86	203.54	218.26	187.05
2016 Feb	189.02	171.95	387.30	175.22	147.08	175.44	275.66	201.65	217.82	186.80
Mar	194.37	172.44	387.30	174.54	147.08	175.44	275.66	204.95	218.24	186.80
Apr	194.37	172.44	390.01	173.67	147.08	176.66	275.66	206.45	220.25	188.44
May	194.37	172.44	390.01	175.29	147.08	176.75	279.42	208.84	222.36	190.96
Jun	195.81	172.44	435.03	175.50	147.08	176.75	279.69	209.07	222.56	191.10
Jul	196.22	172.44	435.03	197.57	147.08	177.11	279.69	208.84	222.36	190.96
Aug	196.22	172.44	435.03	204.03	147.08	177.65	279.69	209.09	224.29	190.96
Sep	197.57	172.44	435.03	194.81	147.08	179.64	279.69	209.09	224.29	190.96
Oct	197.57	172.33	435.03	191.17	143.99	179.64	286.46	209.09	224.29	190.96
Nov	197.57	172.33	435.03	191.63	143.99	179.94	286.46	209.09	224.94	191.76
Dec	198.57	172.33	435.03	194.35	143.99	180.58	310.72	209.34	224.40	189.21
2017 Jan	198.57	172.33	445.85	196.95	143.99	180.91	310.72	209.34	224.40	188.10
Feb	198.57	172.33	445.85	203.06	143.99	181.06	310.72	209.30	224.40	186.55

Contd.

## 7.9 Index number of wholesale prices by commodities

Year / month	FOOD, BEVERAGES, TOBACCO TEXTILE, APPAREL, LEATHER TEXTILE										
	Towels	Blankets	Bedsheet	Quilt	Woolen Carpets	Synthetic Carpets	Hosiery Product	Ready made Garments	Leather without Hairs	Other Leather N.E.C	Foot wears
(2007-08=100)											
2011-12	181.78	150.59	165.52	144.49	105.11	147.81	155.38	125.21	109.08	120.09	110.49
2012-13	202.34	179.22	201.81	150.78	106.55	116.43	176.65	137.23	111.60	130.47	134.42
2013-14	231.49	205.36	230.69	166.21	110.96	115.50	191.70	156.73	168.48	288.58	134.22
2014-15	257.45	230.50	249.94	187.32	130.72	124.64	212.44	184.42	215.90	221.91	134.22
2015-16	267.20	241.24	256.29	198.19	155.16	128.26	222.15	193.88	220.42	206.93	137.54
2016 Feb	267.20	243.93	256.29	201.47	166.67	129.25	222.52	193.27	221.97	207.31	137.38
Mar	267.20	243.93	256.29	201.47	181.55	129.25	222.52	193.27	221.97	207.31	139.36
Apr	267.20	243.93	256.29	198.00	181.55	129.25	222.52	193.27	221.97	207.31	140.89
May	267.20	243.93	256.29	198.00	181.55	129.25	222.52	194.45	221.97	207.31	141.36
Jun	267.20	243.93	256.29	195.68	181.55	129.25	222.52	199.39	221.97	207.31	142.43
Jul	267.20	243.93	256.29	198.00	181.55	129.25	222.52	199.61	221.97	207.31	143.05
Aug	267.20	243.93	256.29	198.00	181.55	129.25	224.73	200.66	221.97	207.31	143.97
Sep	267.20	243.93	256.29	198.00	196.43	129.25	224.11	200.55	221.97	207.31	143.97
Oct	267.20	247.38	257.96	199.16	196.43	129.25	225.43	200.44	221.97	207.31	145.51
Nov	271.17	247.52	257.96	203.79	196.43	129.25	241.05	200.44	229.40	207.31	145.51
Dec	271.17	247.52	257.96	203.79	196.43	129.25	241.83	201.70	226.61	207.31	145.51
2017 Jan	271.17	247.52	256.07	203.79	196.43	129.25	241.83	199.15	221.97	207.31	145.51
Feb	276.14	247.38	256.07	203.79	196.43	129.25	241.83	199.15	221.97	207.31	145.51

Contd.

## 7.9 Index number of wholesale prices by commodities

Year/month	OTHER TRANSPORTABLE GOODS												
	Timber	Printing Paper	Hard Board	Coke	Motor Sprit	Diesel Oil	Kerosine Oil	Furnace Oil	Mobile Oil	Chemicals	Dying Materials	Fertilizers	Pesticides
(2007-08=100)													
2011-12	139.00	127.83	150.70	159.41	155.00	240.05	241.84	200.78	173.18	144.52	105.67	258.65	164.20
2012-13	149.51	158.66	193.63	163.45	168.70	257.74	260.42	177.08	183.78	154.14	105.42	261.38	195.99
2013-14	170.36	169.84	220.14	163.45	184.99	271.23	283.49	176.90	194.20	171.90	115.91	266.33	227.17
2014-15	195.72	167.58	218.10	163.45	147.81	214.81	228.04	132.51	201.20	196.13	145.04	272.04	281.42
2015-16	214.44	163.34	199.14	163.45	120.71	157.60	137.91	70.22	198.20	184.23	146.55	267.53	310.85
2016 Feb	216.79	161.82	197.92	163.45	120.33	142.84	115.11	48.20	196.00	183.07	146.55	266.79	312.37
Mar	220.36	161.82	197.92	163.45	106.00	134.76	115.11	51.43	196.00	182.47	146.55	264.83	312.37
Apr	220.36	161.82	197.92	163.45	108.54	136.30	115.11	58.58	196.00	182.61	146.55	262.47	312.37
May	220.36	161.82	197.92	163.45	108.54	136.30	115.11	62.54	196.00	178.78	146.55	256.25	312.37
Jun	220.36	166.34	212.50	163.45	108.54	136.30	115.11	76.28	196.00	178.23	146.55	250.41	312.37
Jul	220.36	165.84	212.50	163.45	108.54	144.34	115.11	80.24	196.00	178.21	146.55	227.23	312.37
Aug	220.36	164.90	197.92	163.45	108.54	144.34	115.11	75.95	196.00	177.26	146.55	226.26	308.79
Sep	220.36	164.90	197.92	163.45	108.54	144.34	115.11	80.68	196.00	177.38	146.55	224.61	308.79
Oct	224.68	164.90	197.92	163.45	108.54	144.34	115.11	85.40	195.35	177.41	146.55	221.56	308.79
Nov	224.68	164.90	197.92	163.45	108.54	144.34	115.11	92.32	195.35	175.41	146.55	216.35	308.75
Dec	225.41	165.63	220.83	163.45	111.92	147.31	115.11	96.87	196.91	175.83	146.55	215.07	304.43
2017 Jan	225.41	165.63	220.83	163.45	115.01	149.57	115.49	108.68	196.91	177.81	146.55	215.39	304.43
Feb	225.41	165.63	220.83	163.45	120.40	153.09	115.11	105.61	196.91	170.99	146.55	215.96	304.43

Contd.

## 7.9 Index number of wholesale prices by commodities

Year / month	OTHER TRANSPORTABLE GOODS												
	Insecticides	Paints & Varnishes	Medicines	Soaps & Detergent	Auto Tyers	Plastic Products	Glass Sheets	Other Glass Articles	Ceramics & Sanitary	Bricks Blocks & Tiles	Cement	Bed Foams	Matches
(2007-08=100)													
2011-12	125.90	187.97	117.18	151.04	171.17	179.77	168.41	206.10	136.90	165.89	162.19	126.38	118.84
2012-13	120.85	237.85	138.59	167.01	180.56	193.02	192.56	199.82	158.32	176.20	185.77	141.29	132.57
2013-14	143.37	260.43	139.76	180.26	185.96	201.16	207.04	212.10	182.46	193.91	203.42	148.32	143.20
2014-15	160.37	285.05	144.94	178.53	190.42	216.58	220.72	234.52	213.29	206.14	208.01	154.60	146.44
2015-16	135.83	295.05	151.50	176.76	188.83	228.68	231.30	247.70	226.84	215.66	206.72	161.34	162.62
2016 Feb	129.81	295.36	153.18	183.70	186.64	226.58	231.30	243.63	227.51	216.02	206.70	167.67	162.62
Mar	133.20	295.36	156.79	182.03	184.65	226.58	231.30	243.63	227.51	217.05	206.40	167.67	162.62
Apr	135.79	295.36	160.98	182.24	184.65	226.58	231.30	243.63	227.51	217.83	205.87	167.67	162.62
May	134.92	295.36	161.67	183.12	181.25	227.58	231.30	254.36	230.06	220.40	205.35	167.67	162.62
Jun	135.64	295.36	162.48	184.58	181.25	228.35	231.30	281.73	231.59	218.86	208.51	167.67	162.62
Jul	137.30	295.36	162.62	185.10	181.25	228.35	233.11	299.07	231.59	218.73	211.95	158.83	162.62
Aug	137.12	295.36	162.78	185.30	181.25	228.35	247.94	299.07	233.48	218.86	211.14	158.83	162.62
Sep	135.58	295.36	168.09	186.25	181.25	228.35	247.94	299.07	233.48	218.21	213.44	160.50	162.62
Oct	135.58	295.36	168.17	187.54	181.83	228.35	282.43	299.07	233.48	218.83	212.72	160.50	162.62
Nov	135.98	295.36	168.53	187.81	177.38	225.73	283.21	299.07	234.18	219.15	212.63	164.33	162.62
Dec	138.00	296.43	168.57	190.20	176.87	225.73	297.20	305.47	234.18	219.02	213.07	167.17	162.62
2017 Jan	141.62	296.43	173.72	190.99	176.87	225.73	297.20	306.37	234.18	219.28	217.11	168.33	165.53
Feb	143.12	296.43	173.83	191.29	177.07	225.73	297.20	307.95	234.18	219.99	218.23	167.17	165.53

Contd.

## 7.9 Index number of wholesale prices by commodities

Year/month	METAL PRODUCT MACHINERY & EQUIPMENT									
	Pig Iron	Steel Bars & Sheets	Pipe Fittings	Steel Products	Engine & Motors	Vacuum Pumps	Air Conditioners	Cultivators	Chuff Cutter	Tractors
(2007-08=100)										
2011-12	128.97	133.06	140.66	152.22	109.07	115.39	165.34	184.47	131.97	177.34
2012-13	128.97	134.92	143.38	162.79	109.07	115.39	174.17	187.71	140.67	161.96
2013-14	128.97	140.15	163.38	169.47	109.07	115.39	180.79	215.46	146.36	188.81
2014-15	128.97	144.81	189.28	173.11	109.07	115.39	195.28	224.52	149.20	214.54
2015-16	128.97	128.59	193.28	175.40	109.14	115.24	200.41	219.76	149.20	207.71
2016 Feb	128.97	123.59	193.06	176.83	109.24	115.39	200.18	219.76	149.20	205.43
Mar	128.97	123.70	193.06	176.80	109.24	114.95	201.18	219.76	149.20	205.43
Apr	128.97	127.90	193.06	176.99	109.24	114.95	201.18	219.76	149.20	205.43
May	128.97	127.17	193.63	176.99	109.24	114.95	201.18	219.76	149.20	205.43
Jun	128.97	125.30	193.63	176.99	109.24	114.95	201.18	219.76	149.20	205.43
Jul	128.97	124.34	193.63	176.99	109.24	114.95	201.18	219.76	149.20	203.68
Aug	128.97	122.74	193.63	176.99	109.24	114.95	201.18	219.76	149.20	203.68
Sep	128.97	120.46	193.63	176.99	109.24	114.95	201.18	219.76	149.20	203.68
Oct	128.97	120.20	193.63	177.06	109.24	114.95	201.18	190.66	149.20	201.75
Nov	128.97	126.37	193.63	177.38	128.30	133.32	201.18	190.66	153.46	201.75
Dec	128.97	127.05	203.49	177.38	116.98	123.69	199.33	190.66	153.46	201.75
2017 Jan	128.97	129.19	214.33	177.41	116.98	123.69	200.10	190.66	153.46	201.75
Feb	128.97	129.50	214.33	177.41	116.98	123.69	200.10	190.66	153.46	201.75

Contd.

## 7.9 Index number of wholesale prices by commodities

Year / month	METAL PRODUCT MACHINERY & EQUIPMENT								
	Lathe Machine	Concrete Mixer	Refrige Wash & Sew mach Iron	Electrical Wires	Lighting Equip-ments	Radio & Television	Motor Vehicles	Motor Cycles	Bicycles
(2007-08=100)									
2011-12	147.58	138.83	162.92	160.69	141.05	130.71	155.07	122.52	166.65
2012-13	147.68	138.83	167.54	160.01	147.57	127.52	170.90	125.06	177.20
2013-14	186.40	138.83	188.44	173.65	163.03	126.49	179.74	125.61	181.58
2014-15	208.81	138.83	197.51	186.83	166.63	126.49	182.92	127.07	184.24
2015-16	208.81	138.83	199.91	194.12	167.74	127.36	184.05	125.89	185.97
2016 Feb	208.81	138.83	199.42	195.19	167.30	126.49	185.25	125.89	185.63
Mar	208.81	138.83	199.37	195.19	167.30	126.49	185.25	125.89	185.63
Apr	208.81	138.83	200.02	195.19	167.30	126.49	185.25	125.89	185.63
May	208.81	138.83	201.77	195.19	169.52	129.97	185.25	125.89	187.65
Jun	208.81	138.83	201.88	195.19	170.34	133.46	185.25	125.89	187.65
Jul	208.81	138.83	204.01	195.19	172.03	135.55	185.25	125.89	187.65
Aug	214.81	138.83	204.03	195.19	172.03	140.42	185.25	125.89	187.65
Sep	221.65	138.83	204.03	195.19	172.03	140.42	191.39	125.89	187.65
Oct	241.06	138.83	204.00	195.19	171.92	140.42	191.39	125.89	187.65
Nov	241.06	138.83	204.01	200.83	172.50	140.42	191.39	125.89	188.81
Dec	241.06	138.83	207.15	204.51	172.50	140.42	191.39	125.89	187.65
2017 Jan	241.06	138.83	207.15	204.51	170.73	140.42	191.39	125.89	187.65
Feb	241.06	138.83	207.15	204.51	170.73	140.42	191.39	125.89	187.65



## 7.10 Intercity Wholesale Prices of Selected Commodities

Group/Commodity/Item Specification	Unit	City	Prices (Rs.)			% Change in Feb.,2017 Over	
			Feb.,2017	Jan., 2017	Feb.,2016	Jan., 2017	Feb.,2016
<b>1. Agriculture Forestry &amp; Fishery</b>							
<b>001 Wheat</b>							
0111201. WHEAT AVG. QLTY.	100 KG.	LAH	3462.50	3412.50	3562.50	1.47	-2.81
		FAS	3300.00	3300.00	3400.00	0.00	-2.94
		RAW	3650.00	3650.00	3650.00	0.00	0.00
		MUL	3325.00	3325.00	3375.00	0.00	-1.48
		GUJ	3500.00	3400.00	3700.00	2.94	-5.41
		SAH	3312.50	3312.50	3312.50	0.00	0.00
		SAR	3250.00	3200.00	3237.50	1.56	0.39
		SKT	3600.00	3600.00	3750.00	0.00	-4.00
		BPR	3387.50	3387.50	3412.50	0.00	-0.73
		GJT	3472.50	3350.00	3700.00	3.66	-6.15
		KSR	3437.50	3417.50	3500.00	0.59	-1.79
		KAR	3650.00	3650.00	3600.00	0.00	1.39
		HYD	3400.00	3390.00	3452.50	0.29	-1.52
		SKR	3400.00	3400.00	3400.00	0.00	0.00
		LRK	3125.00	3125.00	3450.00	0.00	-9.42
		MPK	3000.00	3000.00	3200.00	0.00	-6.25
		NWB	3200.00	3200.00	3200.00	0.00	0.00
		PSH	3500.00	3400.00	3200.00	2.94	9.38
		BNU	3300.00	3300.00	3460.00	0.00	-4.62
<b>002 Maize</b>							
0112201. MAIZE AVG. QLTY.	40 KG.	LAH	875.00	875.00	950.00	0.00	-7.89
		FAS	950.00	850.00	1075.00	11.76	-11.63
		RAW	1187.50	1187.50	1187.50	0.00	0.00
		SAR	1450.00	1550.00	1360.00	-6.45	6.62
		KSR	875.00	825.00	975.00	6.06	-10.26
		KAR	1380.00	1380.00	1042.50	0.00	32.37
		HYD	990.00	975.00	1225.00	1.54	-19.18
		PSH	960.00	960.00	1080.00	0.00	-11.11
		BNU	1400.00	1400.00	1400.00	0.00	0.00
		QTA	1480.00	1480.00	1390.00	0.00	6.47
<b>003 Rice</b>							
0113201. RICE BASMATI SUP. QLTY.	40 KG.	LAH	3640.00	3560.00	3462.50	2.25	5.13
		FAS	3300.00	3300.00	2700.00	0.00	22.22
		RAW	4875.00	4737.50	4450.00	2.90	9.55
		MUL	3400.00	3350.00	3100.00	1.49	9.68
		GUJ	3750.00	3300.00	2560.00	13.64	46.48
		SKT	3200.00	3200.00	2560.00	0.00	25.00
		KAR	3960.00	3960.00	3960.00	0.00	0.00
		HYD	4050.00	3900.00	3825.00	3.85	5.88
		MPK	4200.00	3600.00	3800.00	16.67	10.53
		PSH	4100.00	3600.00	3450.00	13.89	18.84
		MNG	3350.00	3150.00	3050.00	6.35	9.84
		QTA	4800.00	4800.00	4400.00	0.00	9.09
0113202. RICE BASMATI BROKEN AVG. QLTY.	40 KG.	LAH	2040.00	1960.00	1820.00	4.08	12.09
		RAW	2925.00	2825.00	2650.00	3.54	10.38
		GUJ	1900.00	1900.00	1900.00	0.00	0.00
		SAH	2320.00	1880.00	1625.00	23.40	42.77
		SKT	1800.00	1800.00	1750.00	0.00	2.86
		BPR	2000.00	2000.00	1750.00	0.00	14.29

Contd.

## 7.10 Intercity Wholesale Prices of Selected Commodities

Group/Commodity/Item Specification	Unit	City	Prices (Rs.)			% Change in Feb.,2017 Over		
			Feb.,2017	Jan., 2017	Feb.,2016	Jan., 2017	Feb.,2016	
		GJT	1800.00	1800.00	1850.00	0.00	-2.70	
		KSR	2050.00	1975.00	1975.00	3.80	3.80	
		KAR	1950.00	1950.00	1950.00	0.00	0.00	
		HYD	2075.00	1925.00	1800.00	7.79	15.28	
		SKR	2000.00	2000.00	2000.00	0.00	0.00	
		LRK	2400.00	2400.00	2400.00	0.00	0.00	
		MPK	2000.00	1520.00	1350.00	31.58	48.15	
		PSH	2150.00	1900.00	1700.00	13.16	26.47	
		BNU	1650.00	1650.00	1600.00	0.00	3.13	
		QTA	2000.00	2000.00	2400.00	0.00	-16.67	
0113203.	RICE IRRI-9 PUNJAB	40 KG.	LAH	1802.50	1780.00	1700.00	1.26	6.03
			FAS	1650.00	1650.00	1400.00	0.00	17.86
			RAW	2125.00	2125.00	1987.50	0.00	6.92
			SAR	1800.00	1800.00	1675.00	0.00	7.46
			SKT	1600.00	1600.00	1600.00	0.00	0.00
			QTA	1600.00	1600.00	1120.00	0.00	42.86
0113204.	RICE IRRI-6 SINDH	40 KG.	KAR	1320.00	1320.00	1320.00	0.00	0.00
			HYD	1525.00	1375.00	1425.00	10.91	7.02
			SKR	1440.00	1440.00	1300.00	0.00	10.77
			LRK	1360.00	1360.00	1080.00	0.00	25.93
			NWB	1800.00	1800.00	1630.00	0.00	10.43
			PSH	1710.00	1650.00	1325.00	3.64	29.06
			QTA	1440.00	1440.00	1360.00	0.00	5.88
004 Sorghum / Jowar								
0114201.	JOWAR AVG. QLTY.	40 KG.	LAH	1425.00	1425.00	1550.00	0.00	-8.06
			FAS	900.00	900.00	1450.00	0.00	-37.93
			SAR	1512.50	1512.50	1850.00	0.00	-18.24
			GJT	1350.00	1350.00	1530.00	0.00	-11.76
			KAR	1420.00	1420.00	1410.00	0.00	0.71
			HYD	1050.00	1095.00	1200.00	-4.11	-12.50
			PSH	1710.00	1710.00	1490.00	0.00	14.77
005 Millet / Bajra								
0118201.	BAJRA AVG. QLTY.	40 KG.	LAH	1075.00	1075.00	1225.00	0.00	-12.24
			FAS	975.00	920.00	1075.00	5.98	-9.30
			SAR	1175.00	1200.00	1075.00	-2.08	9.30
			GJT	1000.00	1000.00	1130.00	0.00	-11.50
			KAR	1240.00	1240.00	1210.00	0.00	2.48
			HYD	1010.00	1025.00	1090.00	-1.46	-7.34
			PSH	1102.00	1102.00	1145.00	0.00	-3.76
006 Vegetables								
0121201.	CABBAGE AVG. QLTY.	100 KG.	LAH	1850.00	1950.00	1125.00	-5.13	64.44
			FAS	1300.00	1500.00	450.00	-13.33	188.89
			RAW	2825.00	2675.00	1475.00	5.61	91.53
			MUL	2375.00	2375.00	1300.00	0.00	82.69
			SAR	2425.00	1825.00	1975.00	32.88	22.78
			SKT	3000.00	3000.00	2000.00	0.00	50.00
			KAR	1425.00	1700.00	1380.00	-16.18	3.26
			SKR	2500.00	1600.00	1200.00	56.25	108.33
			PSH	2800.00	2000.00	1450.00	40.00	93.10
0121301.	CAULIFLOWER AVG. QLTY.	100 KG.	LAH	1250.00	1250.00	950.00	0.00	31.58
			FAS	900.00	550.00	900.00	63.64	0.00
			MUL	1600.00	1100.00	1100.00	45.45	45.45

Contd.

## 7.10 Intercity Wholesale Prices of Selected Commodities

Group/Commodity/Item Specification	Unit	City	Prices (Rs.)			% Change in Feb.,2017 Over	
			Feb.,2017	Jan., 2017	Feb.,2016	Jan., 2017	Feb.,2016
0122201. CUCUMBER (KHEERA) AVG. QLTY.	100 KG.	SKT	2500.00	1500.00	2800.00	66.67	-10.71
		KAR	1550.00	2650.00	1550.00	-41.51	0.00
		SKR	1800.00	2000.00	2400.00	-10.00	-25.00
		MPK	2250.00	1750.00	1900.00	28.57	18.42
		PSH	2000.00	1000.00	1450.00	100.00	37.93
		QTA	2600.00	2600.00	5200.00	0.00	-50.00
		LAH	2250.00	2950.00	2750.00	-23.73	-18.18
		FAS	2000.00	3000.00	2500.00	-33.33	-20.00
		RAW	2450.00	2700.00	2000.00	-9.26	22.50
		MUL	2200.00	2200.00	3750.00	0.00	-41.33
		GUJ	2800.00	3200.00	3500.00	-12.50	-20.00
		SAR	2310.00	4415.00	3175.00	-47.68	-27.24
		SKT	3000.00	3000.00	3500.00	0.00	-14.29
		KAR	1500.00	2350.00	2100.00	-36.17	-28.57
		HYD	2500.00	3000.00	2200.00	-16.67	13.64
		SKR	1500.00	3800.00	2800.00	-60.53	-46.43
PSH	3000.00	4000.00	4000.00	-25.00	-25.00		
BNU	3000.00	4000.00	3500.00	-25.00	-14.29		
0122401. TOMATOES AVG. QLTY.	40 KG.	QTA	2600.00	2600.00	6600.00	0.00	-60.61
		LAH	1040.00	887.50	825.00	17.18	26.06
		FAS	1200.00	900.00	1200.00	33.33	0.00
		RAW	1175.00	875.00	1375.00	34.29	-14.55
		MUL	1100.00	650.00	1100.00	69.23	0.00
		GUJ	1300.00	1100.00	1600.00	18.18	-18.75
		SAH	1335.00	1050.00	1125.00	27.14	18.67
		SAR	1110.00	850.00	890.00	30.59	24.72
		SKT	1500.00	800.00	1300.00	87.50	15.38
		BPR	1680.00	680.00	1240.00	147.06	35.48
		GJT	1300.00	1200.00	1600.00	8.33	-18.75
		KAR	760.00	300.00	470.00	153.33	61.70
		HYD	1150.00	525.00	500.00	119.05	130.00
		SKR	400.00	400.00	575.00	0.00	-30.43
		LRK	800.00	800.00	1000.00	0.00	-20.00
		MPK	440.00	280.00	340.00	57.14	29.41
PSH	1250.00	800.00	1000.00	56.25	25.00		
BNU	900.00	900.00	800.00	0.00	12.50		
MNG	1350.00	1000.00	1400.00	35.00	-3.57		
QTA	680.00	480.00	880.00	41.67	-22.73		
0123201. PEAS (MATAR) AVG. QLTY.	100 KG.	LAH	3100.00	2350.00	3100.00	31.91	0.00
		FAS	4800.00	2750.00	2750.00	74.55	74.55
		RAW	4400.00	3550.00	4025.00	23.94	9.32
		GUJ	4000.00	3400.00	3850.00	17.65	3.90
		SKT	3600.00	3600.00	3550.00	0.00	1.41
		KAR	4900.00	3900.00	3600.00	25.64	36.11
		SKR	3500.00	5000.00	4000.00	-30.00	-12.50
		MPK	6500.00	3500.00	3850.00	85.71	68.83
		PSH	5250.00	4000.00	4650.00	31.25	12.90
		BNU	3000.00	4000.00	3500.00	-25.00	-14.29
		QTA	6200.00	8600.00	3200.00	-27.91	93.75
0124101. TURNIP AVG. QLTY.	100 KG.	LAH	950.00	950.00	950.00	0.00	0.00
		FAS	700.00	700.00	750.00	0.00	-6.67
		RAW	2450.00	2250.00	1625.00	8.89	50.77

Contd.

## 7.10 Intercity Wholesale Prices of Selected Commodities

Group/Commodity/Item Specification	Unit	City	Prices (Rs.)			% Change in		
						Feb.,2017		
			Feb.,2017	Jan., 2017	Feb.,2016	Jan., 2017	Feb.,2016	
		MUL	1100.00	1100.00	900.00	0.00	22.22	
		SKT	1500.00	1500.00	2000.00	0.00	-25.00	
		KAR	850.00	1100.00	725.00	-22.73	17.24	
		SKR	1500.00	1000.00	1200.00	50.00	25.00	
		PSH	1550.00	1800.00	1100.00	-13.89	40.91	
		MNG	1500.00	1500.00	1750.00	0.00	-14.29	
		QTA	1200.00	1600.00	3200.00	-25.00	-62.50	
0124102.	CARROT AVG. QLTY.	100 KG.	LAH	1050.00	1275.00	975.00	-17.65	7.69
			FAS	1500.00	1500.00	900.00	0.00	66.67
			RAW	2350.00	2350.00	1975.00	0.00	18.99
			MUL	1300.00	1300.00	1100.00	0.00	18.18
			GUJ	1400.00	1350.00	1250.00	3.70	12.00
			SAR	1505.00	1670.00	850.00	-9.88	77.06
			SKT	1800.00	1800.00	1900.00	0.00	-5.26
			KAR	1250.00	1500.00	1100.00	-16.67	13.64
			SKR	1500.00	1600.00	1400.00	-6.25	7.14
			MPK	1650.00	1650.00	1000.00	0.00	65.00
			PSH	2000.00	2000.00	1550.00	0.00	29.03
			MNG	2100.00	2100.00	2000.00	0.00	5.00
			QTA	1600.00	2200.00	1800.00	-27.27	-11.11
0124201.	GARLIC	40 KG.	LAH	9520.00	9575.00	6700.00	-0.57	42.09
			FAS	10300.00	10000.00	4250.00	3.00	142.35
			RAW	9125.00	8975.00	6325.00	1.67	44.27
			SAR	11290.00	11200.00	8050.00	0.80	40.25
			SKT	11000.00	11000.00	8500.00	0.00	29.41
			GJT	10800.00	10800.00	8000.00	0.00	35.00
			KAR	10200.00	9800.00	7600.00	4.08	34.21
			HYD	9350.00	9100.00	8100.00	2.75	15.43
			SKR	10400.00	10000.00	8000.00	4.00	30.00
			PSH	11800.00	11200.00	7400.00	5.36	59.46
			MNG	10800.00	10000.00	8800.00	8.00	22.73
			QTA	11200.00	11200.00	7600.00	0.00	47.37
0124301.	ONIONS DRY AVG. QLTY.	40 KG.	LAH	820.00	790.00	1222.50	3.80	-32.92
			FAS	1800.00	680.00	900.00	164.71	100.00
			RAW	990.00	962.50	1625.00	2.86	-39.08
			MUL	850.00	620.00	1300.00	37.10	-34.62
			GUJ	1000.00	900.00	1300.00	11.11	-23.08
			SAH	797.50	797.50	1360.00	0.00	-41.36
			SAR	650.00	650.00	890.00	0.00	-26.97
			SKT	1200.00	1000.00	1400.00	20.00	-14.29
			BPR	980.00	760.00	1480.00	28.95	-33.78
			GJT	1000.00	1000.00	1400.00	0.00	-28.57
			KSR	840.00	832.50	1160.00	0.90	-27.59
			KAR	500.00	500.00	990.00	0.00	-49.49
			HYD	595.00	575.00	1025.00	3.48	-41.95
			SKR	560.00	430.00	1200.00	30.23	-53.33
			LRK	1000.00	1000.00	1550.00	0.00	-35.48
			MPK	500.00	400.00	1000.00	25.00	-50.00
			NWB	800.00	800.00	1200.00	0.00	-33.33
			PSH	900.00	800.00	1300.00	12.50	-30.77
			BNU	800.00	800.00	1400.00	0.00	-42.86
			MNG	1000.00	1000.00	1800.00	0.00	-44.44
			QTA	800.00	800.00	1200.00	0.00	-33.33

Contd.

## 7.10 Intercity Wholesale Prices of Selected Commodities

Group/Commodity/Item Specification	Unit	City	Prices (Rs.)			% Change in	
						Feb.,2017	
			Feb.,2017	Jan., 2017	Feb.,2016	Jan., 2017	Feb.,2016
0124901. RADDISH AVG. QLTY.	100 KG.	RAW	2050.00	1875.00	1575.00	9.33	30.16
		MUL	1350.00	1350.00	900.00	0.00	50.00
		GUJ	800.00	700.00	1200.00	14.29	-33.33
		SAR	1210.00	1445.00	1310.00	-16.26	-7.63
		SKT	1000.00	1000.00	1000.00	0.00	0.00
		KAR	550.00	900.00	650.00	-38.89	-15.38
		MPK	900.00	900.00	750.00	0.00	20.00
		PSH	1200.00	1500.00	800.00	-20.00	50.00
007 Fresh Fruits							
0131201. BANANA AVG. QLTY.	DOZ.	LAH	68.50	66.25	52.50	3.40	30.48
		FAS	42.50	33.75	43.75	25.93	-2.86
		RAW	75.00	66.25	62.50	13.21	20.00
		MUL	57.50	52.50	57.50	9.52	0.00
		GUJ	60.00	52.50	57.50	14.29	4.35
		SKT	70.00	60.00	50.00	16.67	40.00
		BPR	50.00	50.00	52.50	0.00	-4.76
		GJT	57.50	50.00	60.00	15.00	-4.17
		KAR	35.00	29.00	27.00	20.69	29.63
		HYD	42.50	42.50	47.50	0.00	-10.53
		SKR	50.00	50.00	40.00	0.00	25.00
		MPK	27.50	27.50	15.50	0.00	77.42
		PSH	50.00	45.00	45.00	11.11	11.11
		MNG	60.00	70.00	70.00	-14.29	-14.29
0131701. PAPAYA (PAPETA)	40 KG.	LAH	3562.50	3562.50	4650.00	0.00	-23.39
		KAR	1500.00	1700.00	3250.00	-11.76	-53.85
		HYD	1800.00	2450.00	4000.00	-26.53	-55.00
		MPK	2400.00	2400.00	2750.00	0.00	-12.73
0132301. MALTA AVG. QLTY.	100	LAH	995.00	975.00	775.00	2.05	28.39
		FAS	525.00	525.00	550.00	0.00	-4.55
		RAW	837.50	782.50	736.25	7.03	13.75
		SAR	575.00	512.50	562.50	12.20	2.22
		KAR	775.00	575.00	500.00	34.78	55.00
		HYD	750.00	750.00	700.00	0.00	7.14
		PSH	950.00	1125.00	1000.00	-15.56	-5.00
		QTA	450.00	450.00	550.00	0.00	-18.18
0132302. KINO AVG. QLTY.	100	LAH	950.00	925.00	675.00	2.70	40.74
		FAS	450.00	450.00	450.00	0.00	0.00
		RAW	592.50	575.00	582.50	3.04	1.72
		SAR	587.50	575.00	412.50	2.17	42.42
		KAR	610.00	425.00	625.00	43.53	-2.40
		HYD	750.00	500.00	455.00	50.00	64.84
		PSH	650.00	650.00	700.00	0.00	-7.14
		QTA	450.00	450.00	550.00	0.00	-18.18
0134401. STRAWBURY	40 KG.	LAH	9250.00	2850.00	3350.00	224.56	176.12
		RAW	7500.00	4650.00	10675.00	61.29	-29.74
		KAR	7250.00	4600.00	8400.00	57.61	-13.69
		SKR	3600.00	2000.00	5600.00	80.00	-35.71
0135101. APPLE AVG. QLTY.	40 KG.	LAH	4325.00	4275.00	2375.00	1.17	82.11
		RAW	2202.50	2200.00	2525.00	0.11	-12.77
		MUL	2600.00	2600.00	3400.00	0.00	-23.53
		KAR	2440.00	1900.00	2300.00	28.42	6.09
		HYD	2400.00	2000.00	2350.00	20.00	2.13

Contd.

## 7.10 Intercity Wholesale Prices of Selected Commodities

Group/Commodity/Item Specification	Unit	City	Prices (Rs.)			% Change in			
			Feb.,2017	Jan., 2017	Feb.,2016	Jan., 2017	Feb.,2016		
0135102. APPLE SUP. QLTY.	40 KG.	SKR	2800.00	2500.00	1840.00	12.00	52.17		
		PSH	2570.00	2570.00	2800.00	0.00	-8.21		
		MNG	3600.00	3600.00	3400.00	0.00	5.88		
		QTA	3040.00	3040.00	3040.00	0.00	0.00		
		LAH	6325.00	5790.00	3825.00	9.24	65.36		
		RAW	6350.00	6150.00	6050.00	3.25	4.96		
		GJT	4400.00	4300.00	4550.00	2.33	-3.30		
		KAR	3700.00	2700.00	3650.00	37.04	1.37		
		PSH	4000.00	4000.00	3200.00	0.00	25.00		
0135901. GUAVA AVG. QLTY.	40 KG.	MNG	4200.00	4200.00	4100.00	0.00	2.44		
		QTA	4040.00	4040.00	4040.00	0.00	0.00		
		LAH	1525.00	1475.00	1575.00	3.39	-3.17		
		RAW	2425.00	2350.00	2800.00	3.19	-13.39		
		MUL	2100.00	2100.00	1900.00	0.00	10.53		
		KAR	1120.00	1100.00	625.00	1.82	79.20		
		HYD	1350.00	1450.00	1250.00	-6.90	8.00		
		PSH	2600.00	2400.00	2000.00	8.33	30.00		
		QTA	1800.00	1800.00	1840.00	0.00	-2.17		
0136101. WATER MELON	40 KG.	LAH	1025.00	1025.00	690.00	0.00	48.55		
		FAS	500.00	500.00	2600.00	0.00	-80.77		
		RAW	1175.00	1175.00	775.00	0.00	51.61		
		MUL	1200.00	1200.00	735.00	0.00	63.27		
		KSR	1115.00	1115.00	745.00	0.00	49.66		
		KAR	880.00	880.00	1200.00	0.00	-26.67		
		HYD	950.00	950.00	2500.00	0.00	-62.00		
		SKR	400.00	400.00	1000.00	0.00	-60.00		
		PSH	800.00	800.00	1000.00	0.00	-20.00		
0136102. MUSK MELON (SARDA/GARMA)	40 KG.	QTA	760.00	760.00	640.00	0.00	18.75		
		LAH	1575.00	1575.00	1875.00	0.00	-16.00		
		RAW	2075.00	2875.00	4100.00	-27.83	-49.39		
		SKT	1000.00	1000.00	2000.00	0.00	-50.00		
		KAR	840.00	1300.00	1450.00	-35.38	-42.07		
		PSH	1200.00	1200.00	1750.00	0.00	-31.43		
		0136103. SWEET MELON (KHURBOZA)	40 KG.	LAH	2050.00	2050.00	1690.00	0.00	21.30
				RAW	2175.00	2175.00	1775.00	0.00	22.54
				KAR	1100.00	1100.00	1240.00	0.00	-11.29
HYD	2200.00	2200.00	2400.00	0.00	-8.33				
008 Dry Fruits									
0138101. ALMOND KAGZI(IN SHELL)AVG. QLTY.	40 KG.	LAH	21400.00	21400.00	21800.00	0.00	-1.83		
		RAW	19400.00	19400.00	16250.00	0.00	19.38		
		MUL	23750.00	23250.00	25000.00	2.15	-5.00		
		KAR	29000.00	29000.00	26500.00	0.00	9.43		
		HYD	25500.00	24000.00	22000.00	6.25	15.91		
		MPK	25000.00	25000.00	28500.00	0.00	-12.28		
		PSH	22200.00	22200.00	27500.00	0.00	-19.27		
		MNG	21600.00	21600.00	28000.00	0.00	-22.86		
		QTA	20000.00	20000.00	20000.00	0.00	0.00		
0138401. CHHOARA (DRY DATES) AVG. QLTY.	40 KG.	LAH	3825.00	3825.00	3825.00	0.00	0.00		
		FAS	2250.00	2250.00	3500.00	0.00	-35.71		
		RAW	4050.00	4050.00	3950.00	0.00	2.53		
		MUL	3700.00	3700.00	4450.00	0.00	-16.85		
		KAR	5400.00	5400.00	4740.00	0.00	13.92		

Contd.

## 7.10 Intercity Wholesale Prices of Selected Commodities

Group/Commodity/Item Specification	Unit	City	Prices (Rs.)			% Change in		
						Feb.,2017 Over		
			Feb.,2017	Jan., 2017	Feb.,2016	Jan., 2017	Feb.,2016	
		HYD	2900.00	2900.00	3200.00	0.00	-9.38	
		MPK	2000.00	2000.00	2500.00	0.00	-20.00	
		PSH	2400.00	2800.00	3600.00	-14.29	-33.33	
		BNU	3700.00	3700.00	3800.00	0.00	-2.63	
0138501.	PISTACHIO(WITHOUT SHELL)AVG. QLTY	40 KG.	LAH	80500.00	80500.00	81500.00	0.00	-1.23
			RAW	73750.00	75000.00	72500.00	-1.67	1.72
			MUL	68100.00	68000.00	73500.00	0.15	-7.35
			KAR	102000.00	102000.00	95000.00	0.00	7.37
			HYD	80000.00	80000.00	88000.00	0.00	-9.09
			SKR	82000.00	82000.00	83500.00	0.00	-1.80
			PSH	72000.00	72000.00	75000.00	0.00	-4.00
			QTA	58000.00	58000.00	58000.00	0.00	0.00
0138901.	COCONUT DRY AVG. QLTY.	40 KG.	LAH	9550.00	9550.00	9100.00	0.00	4.95
			MUL	9550.00	9700.00	7900.00	-1.55	20.89
			GJT	10000.00	9500.00	7000.00	5.26	42.86
			KAR	10600.00	10200.00	7700.00	3.92	37.66
			HYD	9800.00	9500.00	8500.00	3.16	15.29
			SKR	9600.00	10400.00	9600.00	-7.69	0.00
			MPK	10000.00	9500.00	9200.00	5.26	8.70
			PSH	10200.00	10200.00	7200.00	0.00	41.67
			MNG	10000.00	10000.00	8000.00	0.00	25.00
<b>009 Cotton Seeds</b>								
0143101.	COTTON SEEDS	40 KG.	FAS	1600.00	1600.00	1640.00	0.00	-2.44
			MUL	1425.00	1375.00	1500.00	3.64	-5.00
			SAH	1763.00	1763.00	1475.00	0.00	19.53
			SAR	1895.00	1885.00	1625.00	0.53	16.62
			SKT	2000.00	2000.00	1700.00	0.00	17.65
			KSR	1675.00	1675.00	1425.00	0.00	17.54
			KAR	2280.00	2280.00	2845.00	0.00	-19.86
			HYD	1500.00	1500.00	1400.00	0.00	7.14
<b>010 Other Oil Seeds</b>								
0144201.	MUSTARD SEEDS	40 KG.	FAS	2275.00	2350.00	2050.00	-3.19	10.98
			MUL	2375.00	2375.00	2050.00	0.00	15.85
			SAH	2250.00	2250.00	1825.00	0.00	23.29
			BPR	2675.00	2675.00	2250.00	0.00	18.89
			KSR	2750.00	2750.00	2750.00	0.00	0.00
			KAR	2520.00	2520.00	2520.00	0.00	0.00
			HYD	2450.00	2500.00	2100.00	-2.00	16.67
			MPK	2000.00	2200.00	1600.00	-9.09	25.00
			NWB	2100.00	2100.00	1500.00	0.00	40.00
			PSH	4000.00	4800.00	3400.00	-16.67	17.65
<b>011 Edible Roots / Potatoes</b>								
0151001.	POTATOES WHITE AVG. QLTY.	40 KG.	KAR	500.00	500.00	390.00	0.00	28.21
			HYD	575.00	525.00	400.00	9.52	43.75
			SKR	560.00	480.00	400.00	16.67	40.00
			MPK	800.00	800.00	320.00	0.00	150.00
			QTA	720.00	960.00	580.00	-25.00	24.14
0151002.	POTATOES RED AVG. QLTY.	40 KG.	LAH	570.00	570.00	490.00	0.00	16.33
			FAS	560.00	560.00	280.00	0.00	100.00
			RAW	810.00	877.50	960.00	-7.69	-15.63
			MUL	620.00	620.00	475.00	0.00	30.53
			GUJ	700.00	700.00	400.00	0.00	75.00

Contd.

## 7.10 Intercity Wholesale Prices of Selected Commodities

Group/Commodity/Item Specification	Unit	City	Prices (Rs.)			% Change in	
			Feb.,2017	Jan., 2017	Feb.,2016	Jan., 2017	Feb.,2016
		SAH	720.00	600.00	345.00	20.00	108.70
		SAR	580.00	610.00	450.00	-4.92	28.89
		SKT	600.00	600.00	600.00	0.00	0.00
		BPR	500.00	580.00	500.00	-13.79	0.00
		PSH	880.00	1000.00	640.00	-12.00	37.50
		MNG	800.00	1000.00	687.50	-20.00	16.36
<b>012 Stimulant &amp; Spice Crops</b>							
0165201. RED CHILLIES DRY(WHOLE)	40 KG.	LAH	7850.00	7850.00	8350.00	0.00	-5.99
		FAS	5750.00	5800.00	7100.00	-0.86	-19.01
		RAW	7850.00	7850.00	9250.00	0.00	-15.14
		MUL	3500.00	3400.00	7650.00	2.94	-54.25
		KAR	8040.00	9000.00	7000.00	-10.67	14.86
		HYD	6500.00	7200.00	7500.00	-9.72	-13.33
		MPK	5250.00	5250.00	7250.00	0.00	-27.59
		PSH	8000.00	8000.00	8000.00	0.00	0.00
		QTA	11600.00	11600.00	11600.00	0.00	0.00
0165401. CUMINSEED WHITE 50 G.PKT.NAT.	EACH	LAH	50.50	50.50	49.50	0.00	2.02
		FAS	48.70	48.28	48.28	0.87	0.87
		RAW	46.00	46.00	46.00	0.00	0.00
		MUL	49.07	49.07	48.67	0.00	0.82
		KAR	50.00	50.00	50.00	0.00	0.00
		HYD	52.00	52.00	52.00	0.00	0.00
		MPK	40.45	40.45	40.45	0.00	0.00
		PSH	51.00	51.00	51.00	0.00	0.00
		MNG	45.00	45.00	45.00	0.00	0.00
		QTA	46.00	46.00	46.00	0.00	0.00
0165402. CARDAMOM LARGE	40 KG.	LAH	92000.00	92000.00	108000.00	0.00	-14.81
		RAW	81500.00	83500.00	75500.00	-2.40	7.95
		MUL	80000.00	78000.00	129000.00	2.56	-37.98
		KAR	84000.00	84000.00	115000.00	0.00	-26.96
		HYD	70000.00	75000.00	90000.00	-6.67	-22.22
		MPK	79000.00	80000.00	110000.00	-1.25	-28.18
		PSH	88000.00	80000.00	64000.00	10.00	37.50
		QTA	108000.00	108000.00	104000.00	0.00	3.85
0165403. CARDAMOM SMALL	KG.	LAH	1425.00	1325.00	1225.00	7.55	16.33
		RAW	1575.00	1325.00	1325.00	18.87	18.87
		MUL	1150.00	1100.00	1050.00	4.55	9.52
		KAR	1550.00	1550.00	1325.00	0.00	16.98
		HYD	1500.00	1375.00	1350.00	9.09	11.11
		MPK	1250.00	1200.00	1000.00	4.17	25.00
		PSH	1200.00	1200.00	1250.00	0.00	-4.00
		QTA	925.00	925.00	925.00	0.00	0.00
0165501. CINNAMON	40 KG.	RAW	9350.00	9350.00	9250.00	0.00	1.08
		MUL	9100.00	9100.00	9500.00	0.00	-4.21
		KAR	10300.00	10300.00	9100.00	0.00	13.19
		PSH	10000.00	10000.00	8600.00	0.00	16.28
		QTA	14600.00	14600.00	5100.00	0.00	186.27
0165701. GINGER GREEN	40 KG.	LAH	2775.00	2775.00	3050.00	0.00	-9.02
		FAS	3062.50	3062.50	2750.00	0.00	11.36
		RAW	3475.00	3475.00	3900.00	0.00	-10.90
		SAR	3410.00	3200.00	4350.00	6.56	-21.61

Contd.



## 7.10 Intercity Wholesale Prices of Selected Commodities

Group/Commodity/Item Specification	Unit	City	Prices (Rs.)			% Change in		
						Feb.,2017		
			Feb.,2017	Jan., 2017	Feb.,2016	Jan., 2017	Feb.,2016	
		SKT	3200.00	3200.00	5600.00	0.00	-42.86	
		KAR	2700.00	3000.00	2740.00	-10.00	-1.46	
		HYD	3800.00	4000.00	4000.00	-5.00	-5.00	
		SKR	4000.00	3200.00	3600.00	25.00	11.11	
		PSH	3600.00	3600.00	5500.00	0.00	-34.55	
		MNG	5400.00	5000.00	5600.00	8.00	-3.57	
		QTA	7800.00	7800.00	7200.00	0.00	8.33	
<b>013 Pulses</b>								
0170101.	KIDNEY BEANS DRY WHOLE (LOBIA)	40 KG.	LAH	4675.00	4675.00	5250.00	0.00	-10.95
			RAW	4350.00	4350.00	4675.00	0.00	-6.95
			MUL	4550.00	4550.00	4100.00	0.00	10.98
			KSR	4500.00	4675.00	4900.00	-3.74	-8.16
			KAR	4200.00	3740.00	4340.00	12.30	-3.23
			HYD	3700.00	3700.00	3400.00	0.00	8.82
			PSH	5100.00	4050.00	3750.00	25.93	36.00
			BNU	3800.00	3800.00	4400.00	0.00	-13.64
			QTA	5600.00	5600.00	5600.00	0.00	0.00
0170401.	MASOOR WHOLE AVG. QLTY.	100 KG.	LAH	10100.00	10600.00	11250.00	-4.72	-10.22
			FAS	7125.00	7625.00	9875.00	-6.56	-27.85
			RAW	8995.00	12250.00	13400.00	-26.57	-32.87
			MUL	7750.00	8375.00	9800.00	-7.46	-20.92
			SAR	7025.00	7650.00	10125.00	-8.17	-30.62
			SKT	9000.00	10000.00	12000.00	-10.00	-25.00
			BPR	9250.00	9250.00	11250.00	0.00	-17.78
			GJT	10000.00	10000.00	11250.00	0.00	-11.11
			KSR	9250.00	10250.00	10250.00	-9.76	-9.76
			KAR	7750.00	8350.00	10550.00	-7.19	-26.54
			HYD	6900.00	7225.00	9200.00	-4.50	-25.00
			SKR	9000.00	9000.00	11500.00	0.00	-21.74
			LRK	11000.00	11000.00	11000.00	0.00	0.00
			MPK	8800.00	9500.00	10400.00	-7.37	-15.38
			PSH	9150.00	9600.00	12000.00	-4.69	-23.75
			QTA	12000.00	13000.00	12600.00	-7.69	-4.76
0170402.	MASOOR SPLIT AVG. QLTY.	100 KG.	LAH	12900.00	13350.00	12900.00	-3.37	0.00
			FAS	8500.00	8875.00	11250.00	-4.23	-24.44
			RAW	12550.00	13100.00	14225.00	-4.20	-11.78
			MUL	8625.00	8875.00	10375.00	-2.82	-16.87
			SAR	9050.00	8950.00	11750.00	1.12	-22.98
			SKT	10600.00	10600.00	12700.00	0.00	-16.54
			BPR	9750.00	9750.00	12250.00	0.00	-20.41
			GJT	12000.00	12000.00	14500.00	0.00	-17.24
			KAR	8250.00	9200.00	12350.00	-10.33	-33.20
			HYD	8000.00	8250.00	10700.00	-3.03	-25.23
			SKR	9500.00	9500.00	12500.00	0.00	-24.00
			LRK	9000.00	11250.00	12000.00	-20.00	-25.00
			MPK	10000.00	11000.00	11500.00	-9.09	-13.04
			PSH	9150.00	9500.00	12000.00	-3.68	-23.75
			QTA	12600.00	13600.00	11600.00	-7.35	8.62
0170901.	GRAM WHOLE YELLOW AVG. QLTY.	100 KG.	LAH	15250.00	16250.00	10250.00	-6.15	48.78
			FAS	12375.00	13750.00	8750.00	-10.00	41.43
			RAW	16900.00	17650.00	9200.00	-4.25	83.70
			MUL	17275.00	17275.00	10375.00	0.00	66.51

Contd.

## 7.10 Intercity Wholesale Prices of Selected Commodities

Group/Commodity/Item Specification	Unit	City	Prices (Rs.)			% Change in Feb.,2017 Over		
			Feb.,2017	Jan., 2017	Feb.,2016	Jan., 2017	Feb.,2016	
		SAR	13525.00	13625.00	9250.00	-0.73	46.22	
		BPR	17250.00	18750.00	11000.00	-8.00	56.82	
		GJT	15250.00	15250.00	9000.00	0.00	69.44	
		KAR	13500.00	16750.00	10700.00	-19.40	26.17	
		HYD	13250.00	13250.00	8600.00	0.00	54.07	
		SKR	14500.00	14500.00	10500.00	0.00	38.10	
		MPK	20000.00	22500.00	11000.00	-11.11	81.82	
		PSH	17500.00	17500.00	10250.00	0.00	70.73	
		BNU	13500.00	13500.00	8200.00	0.00	64.63	
		QTA	16000.00	16000.00	14500.00	0.00	10.34	
0170902.	GRAM SPLIT AVG. QLTY.	100 KG.	LAH	12600.00	14375.00	10650.00	-12.35	18.31
			FAS	9687.50	11875.00	8950.00	-18.42	8.24
			RAW	12275.00	16750.00	11400.00	-26.72	7.68
			MUL	10375.00	14250.00	9312.50	-27.19	11.41
			GUJ	10700.00	13000.00	11250.00	-17.69	-4.89
			SAR	9775.00	9875.00	9825.00	-1.01	-0.51
			SKT	13500.00	13500.00	9800.00	0.00	37.76
			BPR	11500.00	14250.00	10100.00	-19.30	13.86
			GJT	10500.00	14000.00	9250.00	-25.00	13.51
			KAR	9900.00	12650.00	10500.00	-21.74	-5.71
			HYD	10250.00	13750.00	9500.00	-25.45	7.89
			SKR	12500.00	13500.00	11000.00	-7.41	13.64
			MPK	11500.00	16000.00	10000.00	-28.13	15.00
			PSH	11600.00	15500.00	11500.00	-25.16	0.87
			BNU	15500.00	15500.00	11500.00	0.00	34.78
			QTA	15600.00	18600.00	12600.00	-16.13	23.81
0170903.	MASH WHOLE AVG. QLTY.	100 KG.	LAH	17100.00	17250.00	20750.00	-0.87	-17.59
			FAS	10687.50	11500.00	17000.00	-7.07	-37.13
			RAW	16750.00	17100.00	22700.00	-2.05	-26.21
			MUL	12625.00	12875.00	16250.00	-1.94	-22.31
			SKT	13000.00	13500.00	21000.00	-3.70	-38.10
			KSR	14500.00	17100.00	21500.00	-15.20	-32.56
			KAR	13500.00	13800.00	22250.00	-2.17	-39.33
0170904.	MASH SPLIT AVG. QLTY.	100 KG.	LAH	19150.00	20100.00	22750.00	-4.73	-15.82
			FAS	13125.00	14500.00	19000.00	-9.48	-30.92
			RAW	17250.00	18350.00	24500.00	-5.99	-29.59
			MUL	14250.00	14750.00	22875.00	-3.39	-37.70
			SKT	14000.00	15000.00	22500.00	-6.67	-37.78
			KSR	17000.00	19100.00	23750.00	-10.99	-28.42
			KAR	10100.00	14650.00	23500.00	-31.06	-57.02
			HYD	13750.00	14250.00	23550.00	-3.51	-41.61
			SKR	15500.00	15500.00	24000.00	0.00	-35.42
			MPK	14000.00	17200.00	24000.00	-18.60	-41.67
			PSH	15000.00	16000.00	24000.00	-6.25	-37.50
			MNG	14400.00	17200.00	22000.00	-16.28	-34.55
			QTA	18600.00	19600.00	26200.00	-5.10	-29.01
0170905.	MOONG WHOLE AVG. QLTY.	100 KG.	LAH	10900.00	10900.00	13600.00	0.00	-19.85
			FAS	8125.00	8750.00	9750.00	-7.14	-16.67
			RAW	10650.00	11850.00	14900.00	-10.13	-28.52
			MUL	7625.00	7625.00	10375.00	0.00	-26.51
			SKT	10300.00	10300.00	14000.00	0.00	-26.43
			GJT	9000.00	9000.00	11250.00	0.00	-20.00

Contd.

## 7.10 Intercity Wholesale Prices of Selected Commodities

Group/Commodity/Item Specification	Unit	City	Prices (Rs.)			% Change in		
						Feb.,2017		
			Feb.,2017	Jan., 2017	Feb.,2016	Jan., 2017	Feb.,2016	
		KSR	9500.00	10550.00	13250.00	-9.95	-28.30	
		KAR	8250.00	8350.00	12850.00	-1.20	-35.80	
		SKR	10000.00	10000.00	12500.00	0.00	-20.00	
		PSH	9100.00	9600.00	11850.00	-5.21	-23.21	
		MNG	8000.00	8500.00	10400.00	-5.88	-23.08	
		QTA	13400.00	13000.00	16500.00	3.08	-18.79	
0170906.	MOONG SPLIT AVG. QLTY.	100 KG.	LAH	11250.00	12100.00	14250.00	-7.02	-21.05
			FAS	8125.00	8375.00	11250.00	-2.99	-27.78
			RAW	11100.00	11950.00	15050.00	-7.11	-26.25
			MUL	8750.00	9125.00	11750.00	-4.11	-25.53
			SKT	10500.00	10500.00	14400.00	0.00	-27.08
			GJT	9750.00	9750.00	12250.00	0.00	-20.41
			KAR	8900.00	9400.00	13800.00	-5.32	-35.51
			HYD	9000.00	9500.00	12100.00	-5.26	-25.62
			SKR	11000.00	12000.00	13750.00	-8.33	-20.00
			MPK	12200.00	13000.00	15000.00	-6.15	-18.67
			PSH	9100.00	9100.00	13000.00	0.00	-30.00
			MNG	8800.00	9400.00	12800.00	-6.38	-31.25
			QTA	13000.00	12600.00	16100.00	3.17	-19.25
014 Sugar Crops								
0180206.	SUGAR CANE ( OPEN MARKET )	40 KG.	FAS	172.50	172.50	175.00	0.00	-1.43
			HYD	182.00	182.00	182.00	0.00	0.00
			PSH	180.00	180.00	212.00	0.00	-15.09
015 Fibre Crops								
0192101.	COTTON SPOT RATE EX-KAR.	40 KG.	KAR	7311.75	6970.25	5878.75	4.90	24.38
0192201.	JUTE BAGS LOCAL	100	LAH	11550.00	11550.00	12250.00	0.00	-5.71
			FAS	9000.00	9000.00	9000.00	0.00	0.00
			KAR	12900.00	12900.00	12450.00	0.00	3.61
			PSH	11000.00	11000.00	9500.00	0.00	15.79
016 Unmanufactured Tobacco								
0197001.	TOBACCO SIND KARO	40 KG.	SAR	6100.00	6100.00	5750.00	0.00	6.09
			SKR	4000.00	4000.00	2200.00	0.00	81.82
			LRK	3200.00	3200.00	2500.00	0.00	28.00
0197002.	TOBACCO DESI(MITHA)	40 KG.	LAH	7850.00	7650.00	5900.00	2.61	33.05
			SAR	7600.00	7600.00	7250.00	0.00	4.83
			HYD	4200.00	4200.00	5200.00	0.00	-19.23
			QTA	2800.00	2800.00	2800.00	0.00	0.00
0197003.	TOBACCO SUFAID PATHA	40 KG.	MUL	7100.00	7100.00	7100.00	0.00	0.00
			SAR	6400.00	6400.00	6200.00	0.00	3.23
			KAR	4900.00	4900.00	2830.00	0.00	73.14
			HYD	4700.00	4700.00	5600.00	0.00	-16.07
			QTA	5415.00	5415.00	5415.00	0.00	0.00
0197004.	TOBACCO HUKKA TWISTED	40 KG.	LAH	6850.00	6750.00	4650.00	1.48	47.31
			RAW	2825.00	2825.00	2625.00	0.00	7.62
			MUL	4550.00	4550.00	4700.00	0.00	-3.19
			KSR	6750.00	6500.00	4650.00	3.85	45.16
			HYD	4500.00	4500.00	5500.00	0.00	-18.18
			SKR	8000.00	8000.00	8000.00	0.00	0.00
			QTA	2970.00	2970.00	2970.00	0.00	0.00
0197005.	TOBACCO HUKKA PREPARED	40 KG.	LAH	5450.00	5250.00	3850.00	3.81	41.56
			RAW	1625.00	1625.00	1525.00	0.00	6.56
			MUL	1500.00	1500.00	1500.00	0.00	0.00

Contd.

## 7.10 Intercity Wholesale Prices of Selected Commodities

Group/Commodity/Item Specification	Unit	City	Prices (Rs.)			% Change in Feb.,2017 Over	
			Feb.,2017	Jan., 2017	Feb.,2016	Jan., 2017	Feb.,2016
		KSR	5350.00	5250.00	3700.00	1.90	44.59
		LRK	2000.00	2000.00	1500.00	0.00	33.33
		QTA	1530.00	1530.00	1530.00	0.00	0.00
<b>017 Poultry</b>							
0215101. CHICKEN FARM(LIVE)	1 KG.	LAH	126.50	106.50	96.50	18.78	31.09
		FAS	132.50	105.00	99.00	26.19	33.84
		RAW	102.50	102.50	99.00	0.00	3.54
		MUL	141.00	118.00	103.00	19.49	36.89
		GUJ	114.00	99.00	100.00	15.15	14.00
		SKT	112.00	112.00	100.00	0.00	12.00
		BPR	121.00	115.00	129.00	5.22	-6.20
		KAR	131.00	129.00	127.00	1.55	3.15
		HYD	128.00	130.00	120.00	-1.54	6.67
		SKR	120.00	125.00	110.00	-4.00	9.09
		MPK	116.00	104.00	90.00	11.54	28.89
		PSH	138.00	120.00	110.00	15.00	25.45
		MNG	141.00	141.00	141.00	0.00	0.00
		QTA	135.00	125.00	150.00	8.00	-10.00
<b>018 Raw Milk from Bovine Animals</b>							
0221101. FRESH MILK	40 LTR.	LAH	2627.50	2627.50	3000.00	0.00	-12.42
		FAS	2600.00	2600.00	2200.00	0.00	18.18
		RAW	3387.50	3337.50	3225.00	1.50	5.04
		MUL	2650.00	2650.00	2450.00	0.00	8.16
		SAH	2400.00	2400.00	2000.00	0.00	20.00
		SKT	2600.00	2600.00	2600.00	0.00	0.00
		KSR	2225.00	2460.00	2225.00	-9.55	0.00
		KAR	3000.00	3000.00	3000.00	0.00	0.00
		HYD	2800.00	2800.00	2800.00	0.00	0.00
		SKR	3000.00	3120.00	2800.00	-3.85	7.14
		MPK	2600.00	2600.00	2600.00	0.00	0.00
		PSH	2400.00	2400.00	2450.00	0.00	-2.04
		BNU	2800.00	2800.00	2800.00	0.00	0.00
		QTA	3400.00	3400.00	2800.00	0.00	21.43
<b>019 Eggs</b>							
0231001. EGGS FARM CRATE OF 30 DOZ.	EACH	LAH	3000.00	3480.00	2760.00	-13.79	8.70
		FAS	3000.00	3480.00	2640.00	-13.79	13.64
		RAW	2982.50	3425.00	2712.50	-12.92	9.95
		MUL	2750.00	3350.00	2700.00	-17.91	1.85
		GUJ	2900.00	3480.00	2760.00	-16.67	5.07
		SKT	3000.00	3200.00	2700.00	-6.25	11.11
		BPR	3060.00	3480.00	2820.00	-12.07	8.51
		KAR	2855.00	3435.00	2670.00	-16.89	6.93
		HYD	3000.00	3450.00	2700.00	-13.04	11.11
		SKR	3300.00	3750.00	2700.00	-12.00	22.22
		MPK	2940.00	3540.00	2610.00	-16.95	12.64
		PSH	3425.00	3450.00	2675.00	-0.72	28.04
		MNG	3525.00	3500.00	2675.00	0.71	31.78
		QTA	3200.00	3200.00	3300.00	0.00	-3.03
<b>020 Raw Animal Materials / Wool</b>							
0294201. WOOL PAK. SUPERIOR WHITE	40 KG.	LAH	1575.00	1575.00	1575.00	0.00	0.00
		MUL	1550.00	1750.00	1900.00	-11.43	-18.42
		KAR	7200.00	6300.00	4350.00	14.29	65.52

Contd.

## 7.10 Intercity Wholesale Prices of Selected Commodities

Group/Commodity/Item Specification	Unit	City	Prices (Rs.)			% Change in Feb.,2017 Over	
			Feb.,2017	Jan., 2017	Feb.,2016	Jan., 2017	Feb.,2016
0294202. WOOL PAK. SUPERIOR YELLOW	40 KG.	BNU	2500.00	2500.00	2500.00	0.00	0.00
		LAH	1375.00	1375.00	1375.00	0.00	0.00
		MUL	850.00	850.00	1300.00	0.00	-34.62
0294203. WOOL PAK MEDIUM WHITE	40 KG.	KAR	4300.00	4300.00	4300.00	0.00	0.00
		BNU	2250.00	2250.00	2250.00	0.00	0.00
		LAH	1300.00	1300.00	1300.00	0.00	0.00
0294204. WOOL PAK.MEDIUM YELLOW	40 KG.	MUL	1550.00	1700.00	1700.00	-8.82	-8.82
		KAR	3600.00	3600.00	3600.00	0.00	0.00
		BNU	2100.00	2100.00	2100.00	0.00	0.00
0294205. WOOL COLOURED LIGHT	40 KG.	LAH	1175.00	1175.00	1175.00	0.00	0.00
		MUL	650.00	725.00	1050.00	-10.34	-38.10
		KAR	3275.00	3275.00	3275.00	0.00	0.00
0294206. WOOL COLOURED DARK	40 KG.	BNU	1850.00	1850.00	1850.00	0.00	0.00
		LAH	925.00	925.00	925.00	0.00	0.00
		MUL	525.00	550.00	650.00	-4.55	-19.23
0294206. WOOL COLOURED DARK	40 KG.	KAR	2700.00	2700.00	2700.00	0.00	0.00
		BNU	1600.00	1600.00	1600.00	0.00	0.00
		LAH	825.00	825.00	825.00	0.00	0.00
0294206. WOOL COLOURED DARK	40 KG.	MUL	325.00	325.00	550.00	0.00	-40.91
		KAR	2500.00	2500.00	2500.00	0.00	0.00
		BNU	1500.00	1500.00	1500.00	0.00	0.00
021 Hides & Fur Skins, Raw							
0295101. HIDES WET SALTED COW MEDIUM	EACH	LAH	1475.00	1475.00	2800.00	0.00	-47.32
		RAW	1450.00	1450.00	2150.00	0.00	-32.56
		MUL	1550.00	1550.00	1450.00	0.00	6.90
		SKT	1750.00	1750.00	2250.00	0.00	-22.22
		KSR	1475.00	1475.00	2800.00	0.00	-47.32
		KAR	3200.00	4000.00	4000.00	-20.00	-20.00
		HYD	2500.00	2500.00	3000.00	0.00	-16.67
		BNU	1000.00	1000.00	1400.00	0.00	-28.57
		QTA	2500.00	2500.00	3500.00	0.00	-28.57
		0295102. HIDES WET SALTED BUFFALO MEDIUM	EACH	LAH	1275.00	1275.00	2450.00
RAW	1450.00			1450.00	2150.00	0.00	-32.56
MUL	1750.00			1950.00	2300.00	-10.26	-23.91
SKT	2000.00			2000.00	2250.00	0.00	-11.11
KSR	1175.00			1175.00	2400.00	0.00	-51.04
KAR	2000.00			2700.00	2700.00	-25.93	-25.93
HYD	1800.00			1800.00	1850.00	0.00	-2.70
BNU	1200.00			1200.00	1850.00	0.00	-35.14
QTA	2400.00			2400.00	2400.00	0.00	0.00
0295103. HIDES WET SALTED CALF MEDIUM	EACH			LAH	675.00	675.00	2000.00
		RAW	1150.00	1150.00	1750.00	0.00	-34.29
		MUL	925.00	950.00	850.00	-2.63	8.82
		SKT	500.00	500.00	600.00	0.00	-16.67
		KSR	575.00	575.00	2000.00	0.00	-71.25
		KAR	3000.00	3900.00	3900.00	-23.08	-23.08
		HYD	2050.00	2050.00	2050.00	0.00	0.00
		BNU	500.00	500.00	800.00	0.00	-37.50
		QTA	1800.00	1800.00	2300.00	0.00	-21.74
		0295301. SHEEP SKIN MEDIUM	100	RAW	21500.00	21500.00	25500.00
MUL	11500.00			11500.00	17000.00	0.00	-32.35
KSR	13500.00			13500.00	22000.00	0.00	-38.64

Contd.

## 7.10 Intercity Wholesale Prices of Selected Commodities

Group/Commodity/Item Specification	Unit	City	Prices (Rs.)			% Change in				
			Feb.,2017		Over	Feb.,2016				
			Feb.,2017	Jan., 2017	Feb.,2016	Jan., 2017	Feb.,2016			
0295302. SHEEP SKIN LARGE	100	KAR	31000.00	42500.00	42500.00	-27.06	-27.06			
		HYD	10000.00	10000.00	20500.00	0.00	-51.22			
		PSH	10000.00	10000.00	15000.00	0.00	-33.33			
		QTA	30000.00	30000.00	50000.00	0.00	-40.00			
		LAH	19500.00	19500.00	39000.00	0.00	-50.00			
		RAW	24500.00	24500.00	31500.00	0.00	-22.22			
		MUL	19500.00	21000.00	22000.00	-7.14	-11.36			
		KSR	17500.00	17500.00	30500.00	0.00	-42.62			
		KAR	46500.00	46500.00	55500.00	0.00	-16.22			
		HYD	15000.00	15000.00	31500.00	0.00	-52.38			
0295401. GOAT SKIN LARGE	100	PSH	15000.00	13500.00	20000.00	11.11	-25.00			
		QTA	35000.00	40000.00	55000.00	-12.50	-36.36			
		LAH	21000.00	21000.00	40000.00	0.00	-47.50			
		RAW	23500.00	23500.00	30500.00	0.00	-22.95			
		KSR	18500.00	18500.00	37000.00	0.00	-50.00			
		KAR	32500.00	32500.00	37500.00	0.00	-13.33			
		HYD	20250.00	20250.00	36500.00	0.00	-44.52			
		PSH	20000.00	14500.00	20000.00	37.93	0.00			
		QTA	40000.00	43500.00	43500.00	-8.05	-8.05			
		0295402. GOAT SKIN EXTRA LARGE	100	LAH	23250.00	23250.00	50000.00	0.00	-53.50	
RAW	25500.00			25500.00	32500.00	0.00	-21.54			
MUL	43500.00			46000.00	37500.00	-5.43	16.00			
KSR	20500.00			20500.00	45000.00	0.00	-54.44			
KAR	35000.00			35000.00	49250.00	0.00	-28.93			
HYD	22250.00			22250.00	36750.00	0.00	-39.46			
PSH	20000.00			20000.00	26000.00	0.00	-23.08			
QTA	45000.00			52500.00	52500.00	-14.29	-14.29			
0295403. GOAT SKIN MEDIUM	100			LAH	15500.00	15500.00	29000.00	0.00	-46.55	
				RAW	22250.00	22250.00	26500.00	0.00	-16.04	
		MUL	24000.00	24000.00	22000.00	0.00	9.09			
		SKT	19000.00	19000.00	30000.00	0.00	-36.67			
		KSR	14500.00	14500.00	24500.00	0.00	-40.82			
		KAR	20500.00	20500.00	24500.00	0.00	-16.33			
		PSH	10000.00	20000.00	20000.00	-50.00	-50.00			
		QTA	25000.00	37500.00	37500.00	-33.33	-33.33			
		0295404. GOAT SKIN SMALL	100	LAH	11500.00	11500.00	21000.00	0.00	-45.24	
				RAW	21500.00	21500.00	25500.00	0.00	-15.69	
SKT	15000.00			15000.00	10000.00	0.00	50.00			
KSR	10500.00			10500.00	18500.00	0.00	-43.24			
KAR	15500.00			15500.00	26500.00	0.00	-41.51			
PSH	8000.00			15000.00	15000.00	-46.67	-46.67			
QTA	15000.00			27000.00	27000.00	-44.44	-44.44			
022 Fuel Wood in Logs	40 KG.			LAH	655.00	655.00	690.00	0.00	-5.07	
					FAS	380.00	380.00	380.00	0.00	0.00
					RAW	650.00	650.00	650.00	0.00	0.00
		MUL	490.00		490.00	490.00	0.00	0.00		
		GJT	550.00		550.00	470.00	0.00	17.02		
		KAR	600.00		600.00	600.00	0.00	0.00		
		HYD	500.00		500.00	400.00	0.00	25.00		
		SKR	375.00		375.00	375.00	0.00	0.00		
		LRK	450.00		450.00	400.00	0.00	12.50		

Contd.

## 7.10 Intercity Wholesale Prices of Selected Commodities

Group/Commodity/Item Specification	Unit	City	Prices (Rs.)			% Change in Feb.,2017 Over	
			Feb.,2017	Jan., 2017	Feb.,2016	Jan., 2017	Feb.,2016
		PSH	675.00	675.00	675.00	0.00	0.00
		MNG	500.00	500.00	500.00	0.00	0.00
		QTA	515.00	515.00	465.00	0.00	10.75
<b>023 Fish Live Fresh or Chilled</b>							
0411901. FISH RAHU RIVER	40 KG.	LAH	9175.00	9175.00	9850.00	0.00	-6.85
		RAW	5750.00	5750.00	6450.00	0.00	-10.85
		MUL	8700.00	8700.00	8700.00	0.00	0.00
		HYD	8000.00	8000.00	8000.00	0.00	0.00
		SKR	9100.00	8800.00	10500.00	3.41	-13.33
		PSH	8000.00	8000.00	8800.00	0.00	-9.09
0411902. FISH RAHU SEA	40 KG.	KAR	8250.00	8300.00	4900.00	-0.60	68.37
0411903. FISH SURMAI ( SEA )	40 KG.	KAR	15600.00	14450.00	11000.00	7.96	41.82
<b>2. Ores/Minerals, Elec., Gas &amp; Water</b>							
<b>024 Coal not Agglomerated</b>							
1101001. COAL	MT.	LAH	9900.00	9900.00	11125.00	0.00	-11.01
<b>025 Natural Gas Liquified</b>							
1202001. SUI GAS GENERAL INDUSRIAL USE	MMBTU	KAR	600.00	600.00	600.00	0.00	0.00
1202002. LPG	KG.	LAH	99.75	89.50	84.50	11.45	18.05
		RAW	105.50	100.50	103.50	4.98	1.93
		KAR	100.00	90.00	80.00	11.11	25.00
		PSH	120.00	110.00	110.00	9.09	9.09
		QTA	115.00	120.00	120.00	-4.17	-4.17
1202003. CNG	KG.	KAR	67.50	67.50	67.50	0.00	0.00
<b>026 Salt &amp; Pure Sodium Chloride</b>							
1620001. SALT CRUSHED LAHORI	40 KG.	LAH	235.00	215.00	195.00	9.30	20.51
		RAW	395.00	395.00	365.00	0.00	8.22
		MUL	280.00	280.00	280.00	0.00	0.00
		GJT	240.00	240.00	240.00	0.00	0.00
		KAR	360.00	350.00	350.00	2.86	2.86
		SKR	275.00	275.00	275.00	0.00	0.00
		PSH	200.00	200.00	200.00	0.00	0.00
1620002. SEA SALT	40 KG.	LAH	245.00	235.00	195.00	4.26	25.64
		FAS	170.00	170.00	400.00	0.00	-57.50
		KAR	122.50	122.50	122.50	0.00	0.00
		HYD	150.00	150.00	150.00	0.00	0.00
		NWB	300.00	300.00	300.00	0.00	0.00
<b>027 Electrical Energy</b>							
1710011. ELECTRICITY TARRIF B1	KWH.	KAR	15.34	15.34	15.34	0.00	0.00
1710012. ELECTRICITY TARRIF B2	KWH.	KAR	15.15	15.15	15.15	0.00	0.00
1710013. ELECTRICITY TARRIF B3	KWH.	KAR	15.52	15.52	15.52	0.00	0.00
1710014. ELECTRICITY TARRIF B4	KWH.	KAR	15.46	15.46	15.46	0.00	0.00
1710021. ELECTRICITY TARIFF-D1	KWH.	KAR	10.09	10.09	11.01	0.00	-8.36
1710022. ELECTRICITY TARIFF-D2	KWH.	KAR	11.70	11.70	11.70	0.00	0.00
<b>3. Food,Beverages,Tobacco,Textiles,Leather</b>							
<b>3a) Food Products, Beverages &amp; Tobacco</b>							
<b>028 Meat of Animals</b>							
2111101. BEEF	40 KG.	LAH	11700.00	11700.00	11700.00	0.00	0.00
		FAS	10200.00	10200.00	9300.00	0.00	9.68
		RAW	9250.00	8950.00	8950.00	3.35	3.35
		MUL	9650.00	9650.00	9650.00	0.00	0.00
		SAR	11650.00	11650.00	10200.00	0.00	14.22
		GJT	11200.00	11200.00	10000.00	0.00	12.00

Contd.

## 7.10 Intercity Wholesale Prices of Selected Commodities

Group/Commodity/Item Specification	Unit	City	Prices (Rs.)			% Change in Feb.,2017 Over	
			Feb.,2017	Jan., 2017	Feb.,2016	Jan., 2017	Feb.,2016
		KAR	11400.00	11400.00	10800.00	0.00	5.56
		HYD	10050.00	10050.00	10050.00	0.00	0.00
		PSH	11200.00	11200.00	11000.00	0.00	1.82
		MNG	10800.00	10800.00	10000.00	0.00	8.00
		QTA	12800.00	15000.00	15000.00	-14.67	-14.67
2111601. MUTTON	40 KG.	LAH	28000.00	28000.00	26625.00	0.00	5.16
		FAS	24000.00	24000.00	19750.00	0.00	21.52
		RAW	27550.00	26900.00	26100.00	2.42	5.56
		MUL	23500.00	23500.00	22500.00	0.00	4.44
		KAR	24400.00	24400.00	21600.00	0.00	12.96
		HYD	21500.00	21500.00	21200.00	0.00	1.42
		PSH	24400.00	24400.00	24700.00	0.00	-1.21
		MNG	20000.00	20000.00	20000.00	0.00	0.00
		QTA	25600.00	25600.00	23200.00	0.00	10.34
029 Vegetables & Fruit Juice							
2133101. TOMATO KETCHUP 300 GM.	DOZ.	LAH	900.00	900.00	900.00	0.00	0.00
		FAS	892.20	892.20	892.20	0.00	0.00
		RAW	1045.00	1045.00	1025.00	0.00	1.95
		MUL	1037.40	1037.40	978.24	0.00	6.05
		GJT	920.00	920.00	920.00	0.00	0.00
		KAR	1080.00	1080.00	780.00	0.00	38.46
		HYD	1032.00	1032.00	724.00	0.00	42.54
		SKR	855.36	855.36	936.72	0.00	-8.69
		MPK	1014.00	1014.00	772.00	0.00	31.35
		PSH	1200.00	1100.00	1080.00	9.09	11.11
		MNG	1030.00	1030.00	980.00	0.00	5.10
		QTA	960.00	960.00	828.00	0.00	15.94
2133901. CHILLES & LIME PKL.IN OIL 340 G.	DOZ.	LAH	1250.00	1250.00	1017.00	0.00	22.91
		RAW	1152.50	1152.50	1137.50	0.00	1.32
		KAR	1380.00	1380.00	1092.00	0.00	26.37
		MPK	992.76	992.76	992.76	0.00	0.00
		PSH	1260.00	1260.00	1100.00	0.00	14.55
		QTA	938.00	938.00	938.00	0.00	0.00
030 Dried Fruits & Nuts							
2141101. KISHMISH(RAISIN) AVG. QLTY.	40 KG.	LAH	9900.00	9900.00	9900.00	0.00	0.00
		RAW	8100.00	8100.00	8100.00	0.00	0.00
		MUL	6600.00	6600.00	11000.00	0.00	-40.00
		KAR	10500.00	10500.00	10500.00	0.00	0.00
		HYD	10000.00	10000.00	9400.00	0.00	6.38
		MPK	9000.00	10000.00	11000.00	-10.00	-18.18
		PSH	6200.00	6200.00	5200.00	0.00	19.23
		BNU	8900.00	8900.00	8900.00	0.00	0.00
		QTA	5100.00	5100.00	5100.00	0.00	0.00
2141301. GROUND NUT WITH SHELL AVG. QLTY.	40 KG.	LAH	7450.00	7450.00	5650.00	0.00	31.86
		RAW	5250.00	5050.00	4650.00	3.96	12.90
		MUL	5700.00	5700.00	5150.00	0.00	10.68
		KAR	8400.00	8400.00	7100.00	0.00	18.31
		HYD	5800.00	5800.00	4500.00	0.00	28.89
		MPK	4600.00	4600.00	4300.00	0.00	6.98
		PSH	7200.00	7200.00	5600.00	0.00	28.57
		QTA	8000.00	8000.00	8500.00	0.00	-5.88

Contd.



## 7.10 Intercity Wholesale Prices of Selected Commodities

Group/Commodity/Item Specification	Unit	City	Prices (Rs.)			% Change in Feb.,2017 Over		
			Feb.,2017	Jan., 2017	Feb.,2016	Jan., 2017	Feb.,2016	
<b>031 Fruit Juices</b>								
2142901. ROOHAFAZA(SHARBAT)	DOZ.	LAH	1700.00	1700.00	1620.00	0.00	4.94	
		FAS	1810.00	1810.00	1660.00	0.00	9.04	
		RAW	1825.00	1825.00	1685.00	0.00	8.31	
		MUL	1770.00	1770.00	1650.00	0.00	7.27	
		GUJ	1800.00	1800.00	1700.00	0.00	5.88	
		BPR	1800.00	1800.00	1680.00	0.00	7.14	
		GJT	1800.00	1800.00	1650.00	0.00	9.09	
		KAR	1824.00	1824.00	1704.00	0.00	7.04	
		HYD	1775.00	1775.00	1680.00	0.00	5.65	
		SKR	1720.00	1720.00	1620.00	0.00	6.17	
		LRK	1750.00	1750.00	1680.00	0.00	4.17	
		PSH	1760.00	1740.00	1640.00	1.15	7.32	
		BNU	1710.00	1710.00	1740.00	0.00	-1.72	
		MNG	1800.00	1800.00	1670.00	0.00	7.78	
		QTA	1980.00	1980.00	1836.00	0.00	7.84	
2142902. JAM-E-SHREEN	DOZ.	LAH	1780.00	1780.00	1766.00	0.00	0.79	
		FAS	1770.00	1770.00	1660.00	0.00	6.63	
		RAW	1910.00	1810.00	1695.00	5.52	12.68	
		MUL	1680.00	1680.00	1600.00	0.00	5.00	
		GUJ	1700.00	1700.00	1650.00	0.00	3.03	
		BPR	1850.00	1800.00	1670.00	2.78	10.78	
		KAR	1824.00	1824.00	1776.00	0.00	2.70	
		HYD	1860.00	1800.00	1680.00	3.33	10.71	
		SKR	1720.00	1720.00	1620.00	0.00	6.17	
		PSH	1800.00	1750.00	1640.00	2.86	9.76	
		BNU	1650.00	1650.00	1700.00	0.00	-2.94	
		MNG	1800.00	1800.00	1670.00	0.00	7.78	
2142903. FRUIT JUICE TETRA PACK	DOZ.	LAH	190.00	190.00	190.00	0.00	0.00	
		FAS	162.50	162.50	157.50	0.00	3.17	
		RAW	157.50	157.50	157.50	0.00	0.00	
		MUL	135.00	135.00	135.00	0.00	0.00	
		KAR	168.00	168.00	136.00	0.00	23.53	
		HYD	170.00	170.00	136.00	0.00	25.00	
		SKR	180.00	180.00	180.00	0.00	0.00	
		PSH	130.00	130.00	120.00	0.00	8.33	
		QTA	110.00	110.00	110.00	0.00	0.00	
2142904. LEMON/ORANGE SQUASH MITCHELS(730ML)	DOZ.	LAH	1540.00	1540.00	1540.00	0.00	0.00	
		FAS	1587.00	1587.00	1560.00	0.00	1.73	
		RAW	1710.00	1710.00	1710.00	0.00	0.00	
		MUL	1767.60	1767.60	1685.00	0.00	4.90	
		KAR	1788.00	1788.00	1705.00	0.00	4.87	
		HYD	1775.00	1775.00	1680.00	0.00	5.65	
		PSH	1800.00	1800.00	1500.00	0.00	20.00	
2142905. MUREEY BREWERY (TOPS)	DOZ.	LAH	495.00	495.00	495.00	0.00	0.00	
		RAW	625.00	625.00	1125.00	0.00	-44.44	
		KSR	435.00	435.00	435.00	0.00	0.00	
2149201. APL/MNG/ORG/MIX. FRUIT JAM 450 G.	DOZ.	LAH	1515.00	1515.00	1455.00	0.00	4.12	
		RAW	1390.00	1390.00	1490.00	0.00	-6.71	
		KAR	1305.00	1305.00	1260.00	0.00	3.57	
		MPK	1183.00	1183.00	1183.00	0.00	0.00	
		PSH	1410.00	1410.00	1410.00	0.00	0.00	
		QTA	1320.00	1320.00	1320.00	0.00	0.00	

Contd.

## 7.10 Intercity Wholesale Prices of Selected Commodities

Group/Commodity/Item Specification	Unit	City	Prices (Rs.)			% Change in Feb.,2017 Over			
			Feb.,2017	Jan., 2017	Feb.,2016	Jan., 2017	Feb.,2016		
2149202. MANGO/MIXED PICKLE IN OIL 340 G.	DOZ.	LAH	1120.00	1120.00	1120.00	0.00	0.00		
		RAW	1137.50	1137.50	1137.50	0.00	0.00		
		KAR	1380.00	1380.00	1092.00	0.00	26.37		
		MPK	992.76	992.76	992.76	0.00	0.00		
		PSH	1320.00	1320.00	1320.00	0.00	0.00		
		QTA	936.00	936.00	936.00	0.00	0.00		
<b>032 Vegetable Oils Refined</b>									
2154101. SOYABEAN COOKING OIL TIN	5 LTR.	LAH	815.00	815.00	815.00	0.00	0.00		
		FAS	830.00	830.00	810.00	0.00	2.47		
		RAW	847.50	847.50	810.00	0.00	4.63		
		MUL	884.62	884.62	850.00	0.00	4.07		
		KAR	742.50	742.50	742.50	0.00	0.00		
		HYD	880.00	880.00	880.00	0.00	0.00		
		SKR	840.00	840.00	840.00	0.00	0.00		
		MPK	890.00	890.00	970.00	0.00	-8.25		
		PSH	860.00	850.00	830.00	1.18	3.61		
		BNU	970.00	970.00	970.00	0.00	0.00		
		QTA	840.00	840.00	840.00	0.00	0.00		
2154301. SUN FLOWER COOKING OIL	5 LTR.	LAH	815.00	815.00	815.00	0.00	0.00		
		FAS	775.00	775.00	750.00	0.00	3.33		
		RAW	847.50	847.50	810.00	0.00	4.63		
		MUL	802.88	802.88	778.85	0.00	3.09		
		GJT	875.00	800.00	790.00	9.38	10.76		
		KAR	742.50	742.50	742.50	0.00	0.00		
		HYD	870.00	870.00	850.00	0.00	2.35		
		SKR	840.00	840.00	840.00	0.00	0.00		
		PSH	860.00	850.00	840.00	1.18	2.38		
		MNG	855.00	850.00	780.00	0.59	9.62		
		QTA	900.00	900.00	900.00	0.00	0.00		
2154401. MUSTARD & RAPE SEED OIL.	40 KG.	LAH	5200.00	5200.00	5550.00	0.00	-6.31		
		RAW	6750.00	6750.00	6750.00	0.00	0.00		
		MUL	5100.00	5100.00	4625.00	0.00	10.27		
		KSR	5150.00	5150.00	5525.00	0.00	-6.79		
		KAR	6100.00	6100.00	6100.00	0.00	0.00		
		HYD	5000.00	5000.00	4900.00	0.00	2.04		
		MPK	5050.00	5040.00	4300.00	0.20	17.44		
		PSH	6750.00	6750.00	6775.00	0.00	-0.37		
		BNU	6200.00	6200.00	6200.00	0.00	0.00		
		QTA	6000.00	6000.00	6000.00	0.00	0.00		
		2154801. COTTON SEED OIL	40 KG.	LAH	5800.00	5800.00	4365.00	0.00	32.88
MUL	4025.00			3925.00	3700.00	2.55	8.78		
GUJ	5000.00			5200.00	5200.00	-3.85	-3.85		
SAR	4864.00			4550.00	4425.00	6.90	9.92		
KAR	5605.00			5605.00	5605.00	0.00	0.00		
HYD	4800.00			4715.00	4000.00	1.80	20.00		
SKR	4400.00			3950.00	4200.00	11.39	4.76		
NWB	6000.00			6000.00	6000.00	0.00	0.00		
PSH	5100.00			5100.00	4800.00	0.00	6.25		
2154901. RAFHAN CORN OIL	2.00 LT			LAH	650.00	650.00	650.00	0.00	0.00
				FAS	700.00	690.00	690.00	1.45	1.45
		RAW	690.00	690.00	670.00	0.00	2.99		
		MUL	703.00	703.00	703.00	0.00	0.00		

Contd.

## 7.10 Intercity Wholesale Prices of Selected Commodities

Group/Commodity/Item Specification	Unit	City	Prices (Rs.)			% Change in Feb.,2017 Over	
			Feb.,2017	Jan., 2017	Feb.,2016	Jan., 2017	Feb.,2016
		KAR	695.00	695.00	685.00	0.00	1.46
		HYD	710.00	710.00	710.00	0.00	0.00
		MPK	700.00	700.00	630.00	0.00	11.11
		PSH	710.00	710.00	700.00	0.00	1.43
		MNG	730.00	730.00	730.00	0.00	0.00
		QTA	730.00	730.00	730.00	0.00	0.00
<b>033 Vegetable Ghee</b>							
2159001. VEGETABLE GHEE(16 KG TIN)	EACH	LAH	2320.00	2300.00	2050.00	0.87	13.17
		RAW	2295.00	2295.00	2165.00	0.00	6.00
		MUL	2370.00	2380.00	2250.00	-0.42	5.33
		SKT	2070.00	2070.00	2070.00	0.00	0.00
		KAR	2440.00	2440.00	1990.00	0.00	22.61
		SKR	1850.00	1850.00	1850.00	0.00	0.00
		MPK	2150.00	2150.00	1780.00	0.00	20.79
		PSH	2500.00	2470.00	2280.00	1.21	9.65
		MNG	2500.00	2470.00	2220.00	1.21	12.61
		QTA	2450.00	2450.00	2325.00	0.00	5.38
2159002. VEGETABLE GHEE(DALDA/TULO/HABIB/SHA	05 KG.	LAH	860.00	860.00	830.00	0.00	3.61
		FAS	860.00	860.00	785.00	0.00	9.55
		RAW	847.50	847.50	810.00	0.00	4.63
		MUL	879.23	879.23	845.00	0.00	4.05
		SAR	890.00	890.00	865.00	0.00	2.89
		GJT	860.00	860.00	845.00	0.00	1.78
		KAR	800.00	800.00	810.00	0.00	-1.23
		HYD	875.00	875.00	875.00	0.00	0.00
		SKR	780.00	780.00	720.00	0.00	8.33
		PSH	860.00	830.00	830.00	3.61	3.61
		QTA	850.00	850.00	830.00	0.00	2.41
<b>034 Oil Cakes</b>							
2171001. COTTON SEED OIL CAKES	40 KG.	LAH	1800.00	1800.00	1525.00	0.00	18.03
		FAS	1550.00	1700.00	1825.00	-8.82	-15.07
		MUL	1525.00	1475.00	1625.00	3.39	-6.15
		SAR	1314.00	1650.00	1785.00	-20.36	-26.39
		BPR	1825.00	1725.00	1775.00	5.80	2.82
		HYD	1640.00	1600.00	1400.00	2.50	17.14
		SKR	1640.00	1640.00	1500.00	0.00	9.33
		MPK	1530.00	1450.00	1600.00	5.52	-4.38
		PSH	1750.00	1750.00	1851.00	0.00	-5.46
		QTA	1250.00	1250.00	925.00	0.00	35.14
2171002. MUSTARD & RAPSEED OIL CAKES	40 KG.	LAH	1400.00	1400.00	1250.00	0.00	12.00
		FAS	1250.00	1350.00	1150.00	-7.41	8.70
		MUL	1375.00	1375.00	1075.00	0.00	27.91
		SAR	1237.50	1425.00	1075.00	-13.16	15.12
		BPR	1275.00	1275.00	1125.00	0.00	13.33
		HYD	1250.00	1250.00	1200.00	0.00	4.17
		SKR	1300.00	1300.00	1350.00	0.00	-3.70
		MPK	1100.00	1200.00	900.00	-8.33	22.22
		PSH	1640.00	1620.00	1800.00	1.23	-8.89
		QTA	950.00	950.00	950.00	0.00	0.00
<b>035 Processed Liquid Milk</b>							
2211002. MILK PAK/HALEEB/NESTLE (LITRE)	DOZ.	LAH	1360.00	1360.00	1250.00	0.00	8.80
		FAS	1235.00	1235.00	1182.50	0.00	4.44

Contd.

## 7.10 Intercity Wholesale Prices of Selected Commodities

Group/Commodity/Item Specification	Unit	City	Prices (Rs.)			% Change in Feb.,2017 Over		
			Feb.,2017	Jan., 2017	Feb.,2016	Jan., 2017	Feb.,2016	
		RAW	1255.00	1255.00	1195.00	0.00	5.02	
		KAR	1250.00	1250.00	1250.00	0.00	0.00	
		HYD	1250.00	1250.00	1200.00	0.00	4.17	
		SKR	1140.00	1140.00	1140.00	0.00	0.00	
		PSH	1240.00	1240.00	1240.00	0.00	0.00	
		MNG	1358.00	1370.00	1250.00	-0.88	8.64	
<b>036 Milk &amp; Cream in Solid Form</b>								
2221101.	POWD.MILK EVERYDAY(NESTLE)1KG.	EACH	LAH	660.00	660.00	660.00	0.00	0.00
			RAW	632.50	632.50	620.00	0.00	2.02
			MUL	671.32	671.32	648.16	0.00	3.57
			KAR	662.50	662.50	647.50	0.00	2.32
			HYD	680.00	680.00	650.00	0.00	4.62
			SKR	665.00	665.00	650.00	0.00	2.31
			PSH	650.00	650.00	650.00	0.00	0.00
			BNU	680.00	680.00	650.00	0.00	4.62
			QTA	680.00	680.00	680.00	0.00	0.00
2221201.	POWDERED MILK(SKIMMED)/BAG 25 KG.	EACH	LAH	11750.00	11750.00	11750.00	0.00	0.00
			RAW	12350.00	12350.00	11775.00	0.00	4.88
			MUL	8625.00	8900.00	9100.00	-3.09	-5.22
			KAR	10700.00	10700.00	10650.00	0.00	0.47
			PSH	9000.00	8500.00	8700.00	5.88	3.45
			QTA	12500.00	12500.00	12500.00	0.00	0.00
2221202.	POWDERED MILK NIDO ( 1 KG. POLY BA	EACH	LAH	700.00	700.00	700.00	0.00	0.00
			RAW	738.00	738.00	738.00	0.00	0.00
			GUJ	738.00	738.00	738.00	0.00	0.00
			KAR	732.50	732.50	755.00	0.00	-2.98
			HYD	769.00	769.00	833.33	0.00	-7.72
			PSH	745.00	745.00	748.00	0.00	-0.40
<b>037 Ice Cream</b>								
2227001.	ICE CREAM POLKA/WALLS	DOZ.	LAH	400.00	400.00	360.00	0.00	11.11
			RAW	442.50	442.50	442.50	0.00	0.00
			KAR	288.00	288.00	264.00	0.00	9.09
			HYD	432.00	432.00	432.00	0.00	0.00
			SKR	240.00	240.00	240.00	0.00	0.00
			QTA	456.00	456.00	384.00	0.00	18.75
<b>038 Dairy Products N.E.C</b>								
2229001.	MILO(200 GM. PACK) NESTLE	EACH	LAH	198.00	198.00	198.00	0.00	0.00
			FAS	190.00	190.00	175.00	0.00	8.57
			RAW	172.50	172.50	172.50	0.00	0.00
			KAR	190.00	190.00	183.50	0.00	3.54
			HYD	195.00	195.00	195.00	0.00	0.00
			MPK	180.00	180.00	180.00	0.00	0.00
			PSH	190.00	190.00	190.00	0.00	0.00
			MNG	175.00	175.00	175.00	0.00	0.00
			QTA	160.00	160.00	160.00	0.00	0.00
2229002.	LACTOGEN(SOFT PACK 400 GM)	EACH	LAH	395.00	395.00	390.00	0.00	1.28
			FAS	405.00	400.00	405.00	1.25	0.00
			RAW	415.00	415.00	405.00	0.00	2.47
			MUL	407.50	407.50	402.79	0.00	1.17
			KAR	400.00	400.00	400.00	0.00	0.00
			HYD	415.00	415.00	405.00	0.00	2.47
			MPK	408.00	408.00	400.00	0.00	2.00

Contd.

## 7.10 Intercity Wholesale Prices of Selected Commodities

Group/Commodity/Item Specification	Unit	City	Prices (Rs.)			% Change in	
						Feb.,2017	
			Feb.,2017	Jan., 2017	Feb.,2016	Jan., 2017	Feb.,2016
		PSH	394.00	394.00	394.00	0.00	0.00
		QTA	395.00	395.00	395.00	0.00	0.00
039 Wheat Flour							
2311001. WHEAT FLOUR SUP. QLTY.	80 KG.	LAH	3565.00	3565.00	3565.00	0.00	0.00
		FAS	2960.00	2960.00	3000.00	0.00	-1.33
		RAW	3567.50	3567.50	3635.00	0.00	-1.86
		MUL	3115.00	3115.00	2925.00	0.00	6.50
		GUJ	2880.00	2880.00	3080.00	0.00	-6.49
		SAR	3200.00	3040.00	3010.00	5.26	6.31
		SKT	4000.00	4000.00	3850.00	0.00	3.90
		GJT	3000.00	3000.00	3080.00	0.00	-2.60
		KAR	3120.00	3120.00	3270.00	0.00	-4.59
		HYD	3520.00	3520.00	3630.00	0.00	-3.03
		SKR	2920.00	2920.00	2960.00	0.00	-1.35
		LRK	3120.00	3120.00	3200.00	0.00	-2.50
		PSH	3225.00	3225.00	3380.00	0.00	-4.59
		QTA	3920.00	3920.00	3920.00	0.00	0.00
2311002. WHEAT FLOUR AVG. QLTY	80 KG.	LAH	2960.00	2960.00	3050.00	0.00	-2.95
		FAS	2725.00	2725.00	2820.00	0.00	-3.37
		RAW	2937.50	2937.50	3010.00	0.00	-2.41
		MUL	2965.00	2965.00	2725.00	0.00	8.81
		SAH	2790.00	2790.00	3025.00	0.00	-7.77
		SAR	2760.00	2760.00	2720.00	0.00	1.47
		BPR	2880.00	2880.00	3080.00	0.00	-6.49
		GJT	2750.00	2750.00	3000.00	0.00	-8.33
		KAR	2960.00	2960.00	3124.00	0.00	-5.25
		HYD	3000.00	3000.00	3180.00	0.00	-5.66
		SKR	2880.00	2880.00	2880.00	0.00	0.00
		LRK	2920.00	2920.00	2960.00	0.00	-1.35
		MPK	2840.00	2840.00	2880.00	0.00	-1.39
		PSH	2920.00	2920.00	3100.00	0.00	-5.81
		MNG	3000.00	3000.00	3120.00	0.00	-3.85
		QTA	3880.00	3880.00	3880.00	0.00	0.00
2311003. WHEAT FLOUR/BAG OF 10 KG.	EACH	LAH	373.00	373.00	377.00	0.00	-1.06
		FAS	357.50	357.50	365.00	0.00	-2.05
		RAW	379.00	379.00	379.00	0.00	0.00
		MUL	370.00	370.00	345.00	0.00	7.25
		GUJ	360.00	360.00	375.00	0.00	-4.00
		SKT	370.00	370.00	390.00	0.00	-5.13
		BPR	370.00	370.00	385.00	0.00	-3.90
		GJT	355.00	355.00	385.00	0.00	-7.79
		KAR	416.50	416.50	411.00	0.00	1.34
		HYD	390.00	390.00	411.00	0.00	-5.11
		SKR	370.00	370.00	385.00	0.00	-3.90
		LRK	370.00	370.00	375.00	0.00	-1.33
		MPK	370.00	370.00	380.00	0.00	-2.63
		NWB	350.00	350.00	367.00	0.00	-4.63
		PSH	370.00	370.00	382.50	0.00	-3.27
		QTA	400.00	400.00	400.00	0.00	0.00
2311004. MAIDA AVG. QLTY.	80 KG.	LAH	3660.00	3660.00	3660.00	0.00	0.00
		FAS	3152.00	3152.00	3200.00	0.00	-1.50
		RAW	3675.00	3675.00	3812.50	0.00	-3.61

Contd.

## 7.10 Intercity Wholesale Prices of Selected Commodities

Group/Commodity/Item Specification	Unit	City	Prices (Rs.)			% Change in Feb.,2017 Over		
			Feb.,2017	Jan., 2017	Feb.,2016	Jan., 2017	Feb.,2016	
		MUL	3107.50	3107.50	3150.00	0.00	-1.35	
		SAR	3200.00	3280.00	3280.50	-2.44	-2.45	
		BPR	3425.00	3425.00	3600.00	0.00	-4.86	
		GJT	3240.00	3240.00	3300.00	0.00	-1.82	
		KAR	3200.00	3200.00	3350.00	0.00	-4.48	
		HYD	3280.00	3280.00	3600.00	0.00	-8.89	
		SKR	3485.00	3500.00	3600.00	-0.43	-3.19	
		MPK	3520.00	3520.00	3550.00	0.00	-0.85	
		PSH	3400.00	3400.00	3530.00	0.00	-3.68	
		MNG	3670.00	3670.00	3700.00	0.00	-0.81	
		QTA	4800.00	4800.00	3200.00	0.00	50.00	
2311005.	SUJI	85 KG.	LAH	4260.00	4260.00	4260.00	0.00	0.00
			FAS	3349.00	3349.00	3400.00	0.00	-1.50
			RAW	3700.00	3700.00	3845.00	0.00	-3.77
			MUL	3325.00	3325.00	3425.00	0.00	-2.92
			SAH	3550.00	3550.00	3604.00	0.00	-1.50
			BPR	3550.00	3550.00	3750.00	0.00	-5.33
			GJT	3485.00	3485.00	3570.00	0.00	-2.38
			KAR	3612.00	3612.00	3650.00	0.00	-1.04
			HYD	3485.00	3485.00	3650.00	0.00	-4.52
			SKR	3782.00	3782.00	3825.00	0.00	-1.12
			MPK	3825.00	3825.00	3800.00	0.00	0.66
			PSH	3600.00	3600.00	3590.00	0.00	0.28
			QTA	4200.00	4200.00	4400.00	0.00	-4.55
2311006.	CERELAC WHEAT(400 GM.)	EACH	LAH	260.00	260.00	260.00	0.00	0.00
			FAS	241.66	241.66	255.00	0.00	-5.23
			RAW	295.00	295.00	289.00	0.00	2.08
			MUL	258.00	258.00	252.79	0.00	2.06
			KAR	257.00	257.00	198.00	0.00	29.80
			HYD	260.00	260.00	260.00	0.00	0.00
			MPK	255.00	255.00	255.00	0.00	0.00
			PSH	250.00	250.00	243.00	0.00	2.88
			MNG	275.00	275.00	243.00	0.00	13.17
			QTA	245.00	245.00	245.00	0.00	0.00
<b>040 Other Cereal Flour</b>								
2312001.	BESAN	85 KG.	LAH	12640.00	12940.00	9125.00	-2.32	38.52
			FAS	8925.00	11000.00	8287.00	-18.86	7.70
			RAW	12100.00	13150.00	8925.00	-7.98	35.57
			MUL	9625.00	11450.00	8250.00	-15.94	16.67
			GUJ	9200.00	11000.00	7300.00	-16.36	26.03
			SAR	9775.00	12325.00	9350.00	-20.69	4.55
			SKT	9350.00	12325.00	8925.00	-24.14	4.76
			GJT	9200.00	12500.00	7400.00	-26.40	24.32
			KSR	12555.00	12925.00	9025.00	-2.86	39.11
			KAR	9137.50	12452.50	7565.00	-26.62	20.79
			HYD	10200.00	13200.00	9100.00	-22.73	12.09
			SKR	11475.00	12750.00	9200.00	-10.00	24.73
			MPK	11300.00	14000.00	10100.00	-19.29	11.88
			PSH	10900.00	13100.00	10500.00	-16.79	3.81
			QTA	12400.00	12400.00	10030.00	0.00	23.63
<b>041 Sugar Refined</b>								
2352001.	SUGAR REFINED(BAG)	50 KG.	LAH	3030.00	3150.00	3080.00	-3.81	-1.62

Contd.

## 7.10 Intercity Wholesale Prices of Selected Commodities

Group/Commodity/Item Specification	Unit	City	Prices (Rs.)			% Change in		
						Feb.,2017		
			Feb.,2017	Jan., 2017	Feb.,2016	Jan., 2017	Feb.,2016	
		FAS	2950.00	3070.00	2965.00	-3.91	-0.51	
		RAW	3090.00	3190.00	3190.00	-3.13	-3.13	
		MUL	2915.00	3025.00	2990.00	-3.64	-2.51	
		GUJ	2980.00	3140.00	3030.00	-5.10	-1.65	
		SKT	2980.00	2980.00	3050.00	0.00	-2.30	
		GJT	3150.00	3150.00	3030.00	0.00	3.96	
		KAR	2852.50	3050.00	2941.50	-6.48	-3.03	
		HYD	2860.00	3070.00	2840.00	-6.84	0.70	
		MPK	2850.00	3080.00	2940.00	-7.47	-3.06	
		PSH	2970.00	3120.00	3050.00	-4.81	-2.62	
		MNG	3092.50	3130.00	3120.00	-1.20	-0.88	
		QTA	2930.00	3150.00	3050.00	-6.98	-3.93	
2352002.	GUR AVG. QLTY.	40 KG.	LAH	3245.00	3225.00	2900.00	0.62	11.90
			MUL	2300.00	2300.00	2400.00	0.00	-4.17
			SAR	2250.00	2400.00	2325.00	-6.25	-3.23
			SKT	3300.00	3300.00	3600.00	0.00	-8.33
			KSR	2950.00	3050.00	2650.00	-3.28	11.32
			KAR	2380.00	2420.00	2760.00	-1.65	-13.77
			HYD	2300.00	2500.00	2550.00	-8.00	-9.80
			SKR	2600.00	2700.00	2700.00	-3.70	-3.70
			PSH	2775.00	2750.00	2700.00	0.91	2.78
			MNG	3200.00	3200.00	3200.00	0.00	0.00
			QTA	3200.00	3200.00	3200.00	0.00	0.00
042 Chocolate								
2366001.	CHOCOLATE CANDY (NOW)	DOZ.	LAH	52.00	52.00	52.00	0.00	0.00
			RAW	54.50	54.50	54.50	0.00	0.00
			BPR	55.00	55.00	55.00	0.00	0.00
			KSR	52.00	52.00	52.00	0.00	0.00
			KAR	54.00	54.00	52.00	0.00	3.85
			PSH	52.00	52.00	58.00	0.00	-10.34
			QTA	54.00	54.00	54.00	0.00	0.00
043 Sugar Confectionary								
2367001.	TOFFEE (HILAL)	DOZ.	LAH	18.00	18.00	10.00	0.00	80.00
			RAW	20.00	20.00	20.00	0.00	0.00
			GUJ	10.00	10.00	10.90	0.00	-8.26
			SKT	10.00	10.00	10.00	0.00	0.00
			BPR	10.97	10.97	10.97	0.00	0.00
			KSR	18.00	18.00	10.00	0.00	80.00
			KAR	10.00	10.00	10.00	0.00	0.00
			HYD	10.00	10.00	10.00	0.00	0.00
			LRK	15.00	15.00	15.00	0.00	0.00
			PSH	10.58	10.58	15.00	0.00	-29.47
			QTA	10.00	10.00	10.00	0.00	0.00
044 Coffee & Tea								
2391301.	TEA LIPTON YELLOW LABEL 200 G.PKT	06 PKT.	LAH	1015.00	1015.00	1075.00	0.00	-5.58
			FAS	989.47	989.47	905.26	0.00	9.30
			RAW	962.50	962.50	1087.50	0.00	-11.49
			MUL	966.00	966.00	1027.00	0.00	-5.94
			SKT	1021.26	1021.26	1023.00	0.00	-0.17
			KAR	1035.78	1035.78	1073.64	0.00	-3.53
			HYD	1021.26	1021.26	1084.00	0.00	-5.79
			SKR	1009.00	1009.00	1072.82	0.00	-5.95

Contd.

## 7.10 Intercity Wholesale Prices of Selected Commodities

Group/Commodity/Item Specification	Unit	City	Prices (Rs.)			% Change in			
						Feb.,2017			
			Feb.,2017	Jan., 2017	Feb.,2016	Jan., 2017	Feb.,2016		
2391302. TEA SUPREME 200 G. PKT.	06 PKT.	PSH	1022.00	1022.00	1076.00	0.00	-5.02		
		MNG	960.00	870.00	1050.00	10.34	-8.57		
		QTA	1061.74	1061.74	1128.00	0.00	-5.87		
		LAH	835.00	835.00	955.00	0.00	-12.57		
		FAS	821.05	810.52	926.31	1.30	-11.36		
		RAW	762.50	762.50	947.50	0.00	-19.53		
		MUL	798.00	798.00	912.00	0.00	-12.50		
		SKT	841.08	841.08	978.95	0.00	-14.08		
		KAR	821.00	821.00	872.00	0.00	-5.85		
		HYD	831.12	831.12	961.20	0.00	-13.53		
		SKR	891.00	891.00	870.00	0.00	2.41		
		PSH	790.00	860.00	890.00	-8.14	-11.24		
2391303. TEA LOOSE	KG.	MNG	790.00	840.00	948.00	-5.95	-16.67		
		QTA	760.00	760.00	760.00	0.00	0.00		
		LAH	422.50	422.50	434.50	0.00	-2.76		
		FAS	500.00	500.00	522.50	0.00	-4.31		
		RAW	675.00	655.00	655.00	3.05	3.05		
		MUL	490.00	490.00	525.00	0.00	-6.67		
		SKT	500.00	500.00	500.00	0.00	0.00		
		GJT	580.00	580.00	550.00	0.00	5.45		
		KAR	460.00	460.00	635.00	0.00	-27.56		
		HYD	640.00	580.00	650.00	10.34	-1.54		
		SKR	475.00	475.00	575.00	0.00	-17.39		
		MPK	545.00	545.00	560.00	0.00	-2.68		
2391304. TEA TAPAL MIXTURE (200 G ) PKT.	06 PKT	PSH	600.00	570.00	640.00	5.26	-6.25		
		MNG	662.50	550.00	550.00	20.45	20.45		
		QTA	410.00	410.00	410.00	0.00	0.00		
		LAH	1015.00	895.00	1039.00	13.41	-2.31		
		FAS	863.15	863.15	894.73	0.00	-3.53		
		RAW	872.50	872.50	1022.50	0.00	-14.67		
		MUL	760.80	760.80	924.00	0.00	-17.66		
		KAR	915.00	915.00	966.00	0.00	-5.28		
		HYD	877.89	852.64	997.00	2.96	-11.95		
		PSH	864.00	864.00	1040.00	0.00	-16.92		
		MNG	852.00	852.00	810.00	0.00	5.19		
		QTA	1074.00	1074.00	1074.00	0.00	0.00		
045 Spices									
2392101. BLACK PEPPER 50 G.PKT.(NATIONAL)	EACH	LAH	100.00	100.00	91.00	0.00	9.89		
		RAW	97.50	97.50	91.50	0.00	6.56		
		MUL	102.23	102.23	92.94	0.00	10.00		
		SKT	86.89	86.89	86.89	0.00	0.00		
		KAR	105.00	105.00	92.00	0.00	14.13		
		HYD	105.00	105.00	96.00	0.00	9.38		
		MPK	100.00	100.00	69.25	0.00	44.40		
		PSH	102.00	91.00	87.00	12.09	17.24		
		MNG	90.00	90.00	90.00	0.00	0.00		
		QTA	110.00	110.00	86.00	0.00	27.91		
		2392201. RED CHILLIES(200 G PKT.NATIONAL)	EACH	LAH	95.00	95.00	95.00	0.00	0.00
				FAS	96.32	96.32	96.32	0.00	0.00
RAW	96.50			96.50	96.50	0.00	0.00		
MUL	95.52			95.52	95.52	0.00	0.00		
SKT	95.52			95.52	95.52	0.00	0.00		

Contd.



## 7.10 Intercity Wholesale Prices of Selected Commodities

Group/Commodity/Item Specification	Unit	City	Prices (Rs.)			% Change in		
						Feb.,2017		
			Feb.,2017	Jan., 2017	Feb.,2016	Jan., 2017	Feb.,2016	
		KAR	100.00	100.00	100.00	0.00	0.00	
		HYD	105.00	105.00	105.00	0.00	0.00	
		MPK	96.50	96.50	96.50	0.00	0.00	
		PSH	92.00	92.00	92.00	0.00	0.00	
		MNG	106.00	106.00	106.00	0.00	0.00	
		QTA	92.00	92.00	92.00	0.00	0.00	
2392402.	CORRIANDER PWD.200 G. PKT.NAT.	EACH	LAH	87.96	87.96	87.96	0.00	0.00
			FAS	94.23	94.23	94.23	0.00	0.00
			RAW	91.50	91.50	91.50	0.00	0.00
			MUL	97.13	97.13	81.40	0.00	19.32
			SKT	70.78	70.78	70.78	0.00	0.00
			KAR	90.00	90.00	90.00	0.00	0.00
			HYD	104.00	104.00	104.00	0.00	0.00
			MPK	68.41	68.41	68.41	0.00	0.00
			PSH	90.00	90.00	70.00	0.00	28.57
			MNG	104.00	104.00	104.00	0.00	0.00
			QTA	103.00	103.00	102.00	0.00	0.98
2392601.	CLOVES	40 KG.	LAH	52500.00	52500.00	52500.00	0.00	0.00
			RAW	46900.00	46900.00	46750.00	0.00	0.32
			MUL	40500.00	40500.00	44500.00	0.00	-8.99
			KAR	43000.00	43000.00	40500.00	0.00	6.17
			HYD	51000.00	51000.00	55500.00	0.00	-8.11
			MPK	42000.00	42000.00	42000.00	0.00	0.00
			PSH	52000.00	52000.00	52000.00	0.00	0.00
			QTA	51000.00	51000.00	51000.00	0.00	0.00
046 Other Food Products								
2399401.	VINEGAR SYNTHETIC (SIRKA)	DOZ.	LAH	780.00	780.00	780.00	0.00	0.00
			RAW	875.00	875.00	875.00	0.00	0.00
			KAR	545.00	545.00	545.00	0.00	0.00
			PSH	720.00	720.00	560.00	0.00	28.57
			QTA	900.00	900.00	900.00	0.00	0.00
2399901.	TURMERIC POWDER(50 G.PKT.NATIONAL)	EACH	LAH	31.50	31.50	31.50	0.00	0.00
			FAS	31.96	31.96	31.96	0.00	0.00
			RAW	30.00	30.00	30.00	0.00	0.00
			MUL	31.69	31.69	31.69	0.00	0.00
			SKT	31.69	31.69	31.69	0.00	0.00
			KAR	34.00	34.00	34.00	0.00	0.00
			HYD	35.00	35.00	35.00	0.00	0.00
			SKR	31.69	31.69	31.71	0.00	-0.06
			MPK	32.00	32.00	32.00	0.00	0.00
			PSH	31.25	31.20	31.20	0.16	0.16
			MNG	32.50	32.50	32.50	0.00	0.00
			QTA	30.00	30.00	30.00	0.00	0.00
047 Mineral Water								
2441001.	MINERAL WATER NESTLE(1.5 LTR)	DOZ.	LAH	520.00	520.00	480.00	0.00	8.33
			FAS	480.00	480.00	460.00	0.00	4.35
			RAW	512.50	512.50	512.50	0.00	0.00
			MUL	530.00	530.00	508.00	0.00	4.33
			GUJ	450.00	450.00	450.00	0.00	0.00
			SKT	419.00	419.00	419.00	0.00	0.00
			KAR	499.00	499.00	456.00	0.00	9.43
			HYD	500.00	500.00	470.00	0.00	6.38

Contd.

## 7.10 Intercity Wholesale Prices of Selected Commodities

Group/Commodity/Item Specification	Unit	City	Prices (Rs.)			% Change in	
						Feb.,2017	
			Feb.,2017	Jan., 2017	Feb.,2016	Jan., 2017	Feb.,2016
		SKR	480.00	480.00	480.00	0.00	0.00
		MPK	510.00	510.00	418.00	0.00	22.01
		PSH	480.00	480.00	443.00	0.00	8.35
		QTA	528.00	528.00	528.00	0.00	0.00
<b>048 Beverages</b>							
2449001. COCA COLA(CRATE OF 24 BOTTLES)	EACH	LAH	442.00	442.00	442.00	0.00	0.00
		FAS	445.00	445.00	445.00	0.00	0.00
		RAW	405.00	405.00	382.50	0.00	5.88
		MUL	403.00	403.00	403.00	0.00	0.00
		SKT	444.00	444.00	444.00	0.00	0.00
		GJT	444.00	444.00	444.00	0.00	0.00
		KAR	444.00	444.00	444.00	0.00	0.00
		HYD	444.00	444.00	444.00	0.00	0.00
		SKR	432.00	432.00	432.00	0.00	0.00
		MPK	390.00	390.00	390.00	0.00	0.00
		PSH	440.00	440.00	445.00	0.00	-1.12
		BNU	475.00	475.00	475.00	0.00	0.00
		MNG	430.00	430.00	430.00	0.00	0.00
		QTA	480.00	480.00	480.00	0.00	0.00
2449002. SEVEN UP (CRATE OF 24 BOTTLES)	EACH	LAH	442.00	442.00	442.00	0.00	0.00
		FAS	445.00	445.00	445.00	0.00	0.00
		RAW	405.00	405.00	382.50	0.00	5.88
		MUL	403.00	403.00	403.00	0.00	0.00
		SKT	444.00	444.00	444.00	0.00	0.00
		GJT	444.00	444.00	444.00	0.00	0.00
		KAR	444.00	444.00	444.00	0.00	0.00
		HYD	444.00	444.00	444.00	0.00	0.00
		SKR	432.00	432.00	432.00	0.00	0.00
		MPK	390.00	390.00	390.00	0.00	0.00
		PSH	440.00	440.00	445.00	0.00	-1.12
		BNU	475.00	475.00	475.00	0.00	0.00
		MNG	420.00	420.00	420.00	0.00	0.00
		QTA	480.00	480.00	480.00	0.00	0.00
2449003. MAKKA COLA (CRATE OF 24 BOTTLES)	EACH	MUL	280.00	280.00	280.00	0.00	0.00
		GUJ	280.00	280.00	280.00	0.00	0.00
		SKT	270.00	270.00	270.00	0.00	0.00
		PSH	410.00	410.00	410.00	0.00	0.00
		BNU	322.00	322.00	322.00	0.00	0.00
		MNG	322.00	322.00	322.00	0.00	0.00
2449004. PEPSI COLA (CRATE OF 24 BOTTLES)	EACH	LAH	442.00	442.00	442.00	0.00	0.00
		FAS	445.00	445.00	445.00	0.00	0.00
		RAW	405.00	405.00	382.50	0.00	5.88
		MUL	403.00	403.00	403.00	0.00	0.00
		SKT	444.00	444.00	444.00	0.00	0.00
		GJT	444.00	444.00	444.00	0.00	0.00
		KAR	444.00	444.00	444.00	0.00	0.00
		HYD	444.00	444.00	444.00	0.00	0.00
		SKR	432.00	432.00	432.00	0.00	0.00
		PSH	440.00	440.00	445.00	0.00	-1.12
		BNU	475.00	475.00	475.00	0.00	0.00
		MNG	420.00	420.00	420.00	0.00	0.00
		QTA	450.00	450.00	450.00	0.00	0.00

Contd.

## 7.10 Intercity Wholesale Prices of Selected Commodities

Group/Commodity/Item Specification	Unit	City	Prices (Rs.)			% Change in		
						Feb.,2017		
			Feb.,2017	Jan., 2017	Feb.,2016	Jan., 2017	Feb.,2016	
<b>049 Tobacco Products</b>								
2502001.	CIGARETTES K-2 10'S (FILTER)	1000	KAR	3305.00	3305.00	2850.00	0.00	15.96
2502002.	CIGARETTES MELBOURNE	1000	KAR	3575.00	3575.00	3100.00	0.00	15.32
2502003.	CIGARETTES CAPSTAN LSFT 10 SS	1000	KAR	3575.00	3575.00	3100.00	0.00	15.32
2502004.	CIGARETTES GOLD LEAF (KSFT) 20	1000	KAR	6250.00	6250.00	5700.00	0.00	9.65
<b>3b) Textiles &amp; Apparels</b>								
<b>050 Cotton Yarn</b>								
2636001.	COTTON YARN 10/1 POPULAR FIBER	10 LB.	KAR	920.00	872.50	785.00	5.44	17.20
2636002.	COTTON YARN 16/1 MGM	10 LB.	KAR	1190.00	1165.00	975.00	2.15	22.05
2636003.	COTTON YARN 21/1 SURIYA TEXTILE	10 LB.	KAR	1250.00	1215.00	1070.00	2.88	16.82
2636004.	COTTON YARN 42/1 ABDULLAH TEXTILE	10 LB.	KAR	1650.00	1650.00	1550.00	0.00	6.45
2636005.	COTTON YARN 20/2 BAJWA	10 LB.	KAR	1350.00	1295.00	1180.00	4.25	14.41
<b>051 Nylon Yarn</b>								
2643001.	NYLON YARN RUPALI(PAK)50/72/00	LB.	KAR	90.00	90.00	90.00	0.00	0.00
2643002.	NYLON YARN GRATON 50/36/00FLAT	LB.	KAR	70.00	70.00	77.00	0.00	-9.09
2643003.	NYLON YARN GRATON 75/48/0 DTY	LB.	KAR	103.00	103.00	103.00	0.00	0.00
<b>052 Blended Yarn</b>								
2645001.	BLND.YARN 30/1 A.A TEX.Z.TW PVC	LB.	KAR	125.00	125.00	118.00	0.00	5.93
2645002.	BLND.YARN 40/1 SANA	LB.	KAR	138.00	138.00	135.00	0.00	2.22
2645003.	BLND.YARN 60/1 PP AGAR	LB.	KAR	124.00	124.00	124.00	0.00	0.00
2645004.	BLND.YARN 30/1 A.A TEX.COMBED	LB.	KAR	127.50	127.00	119.00	0.39	7.14
2645005.	BLND.YARN 40/1 A.A. TEXTILE	LB.	KAR	143.00	143.00	143.00	0.00	0.00
<b>053 Woven Fabrics</b>								
2654001.	LIGHT WEIGHT WORSTED (L.PUR)	MTR.	LAH	925.00	925.00	925.00	0.00	0.00
			RAW	1475.00	1475.00	1162.50	0.00	26.88
			KAR	1800.00	1800.00	1700.00	0.00	5.88
2654002.	HEAVY WEIGHT SUITING (L.PUR)	MTR.	LAH	1825.00	1825.00	1575.00	0.00	15.87
			RAW	1675.00	1675.00	1375.00	0.00	21.82
			KAR	2600.00	2600.00	2350.00	0.00	10.64
2654003.	TWEED (LAWRENCEPUR)	MTR.	LAH	1025.00	1025.00	925.00	0.00	10.81
			RAW	1475.00	1475.00	1225.00	0.00	20.41
			KAR	2200.00	2200.00	2050.00	0.00	7.32
2654004.	WORSTED (LAWRENCEPUR)	MTR.	LAH	1075.00	1075.00	975.00	0.00	10.26
			RAW	1525.00	1525.00	1275.00	0.00	19.61
			KAR	2000.00	2000.00	1800.00	0.00	11.11
<b>054 Cotton Fabrics</b>								
2662001.	LATHA GUL AHMED 90000 SUP. QLTY.	40 MTR.	LAH	8100.00	8100.00	7900.00	0.00	2.53
			FAS	8000.00	8400.00	8550.00	-4.76	-6.43
			RAW	6350.00	6350.00	5625.00	0.00	12.89
			MUL	8500.00	8500.00	8095.00	0.00	5.00
			KAR	8500.00	8500.00	8500.00	0.00	0.00
2662002.	LATHA PRESIDENT SUP. QLTY.	40 MTR.	HYD	8000.00	8000.00	7000.00	0.00	14.29
			LAH	3700.00	3700.00	3450.00	0.00	7.25
			MUL	7000.00	7000.00	7140.00	0.00	-1.96
2662003.	LATHA MAST QALANDER SUP. QLTY.	40 MTR.	KAR	3682.50	3682.50	3682.50	0.00	0.00
			MUL	5300.00	5300.00	4920.00	0.00	7.72
			KAR	2810.00	2810.00	2810.00	0.00	0.00
2662004.	LATHA MUGHAL-E-AZAM SUP. QLTY.	40 MTR.	LAH	3750.00	3750.00	3650.00	0.00	2.74
			FAS	5905.00	5800.00	5650.00	1.81	4.51
			RAW	5525.00	5525.00	5525.00	0.00	0.00
			MUL	5920.00	5920.00	5880.00	0.00	0.68
			KAR	5300.00	5300.00	5300.00	0.00	0.00
			HYD	7000.00	7000.00	6000.00	0.00	16.67

Contd.

## 7.10 Intercity Wholesale Prices of Selected Commodities

Group/Commodity/Item Specification	Unit	City	Prices (Rs.)			% Change in Feb.,2017 Over		
			Feb.,2017	Jan., 2017	Feb.,2016	Jan., 2017	Feb.,2016	
<b>055 Other Fabrics</b>								
2669001.	LAWN AVG. QLTY.	MTR.	LAH	81.00	81.00	75.75	0.00	6.93
			FAS	92.50	92.50	92.50	0.00	0.00
			RAW	122.50	122.50	122.50	0.00	0.00
			MUL	125.00	125.00	125.00	0.00	0.00
			KAR	130.00	130.00	125.00	0.00	4.00
			HYD	140.00	140.00	120.00	0.00	16.67
			SKR	80.00	80.00	70.00	0.00	14.29
			QTA	130.00	130.00	130.00	0.00	0.00
2669002.	LAWN SUP. QLTY.	MTR.	LAH	207.50	207.50	177.50	0.00	16.90
			FAS	192.50	192.50	230.00	0.00	-16.30
			RAW	225.00	225.00	225.00	0.00	0.00
			MUL	180.00	180.00	180.00	0.00	0.00
			KAR	275.00	275.00	240.00	0.00	14.58
			QTA	152.50	152.50	152.50	0.00	0.00
2669003.	GREY CLOTH 52"	MTR.	LAH	50.00	50.00	45.00	0.00	11.11
			FAS	62.50	62.50	62.50	0.00	0.00
			RAW	41.00	41.00	41.00	0.00	0.00
			MUL	117.50	117.50	117.50	0.00	0.00
			KAR	69.50	69.50	69.50	0.00	0.00
			LRK	105.00	105.00	105.00	0.00	0.00
2669004.	GREY CLOTH 98"	MTR.	LAH	82.50	82.50	76.50	0.00	7.84
			FAS	122.50	122.50	122.50	0.00	0.00
			KAR	130.00	130.00	130.00	0.00	0.00
2669005.	DRILL DYED	MTR.	LAH	75.50	75.50	75.50	0.00	0.00
			FAS	120.00	120.00	105.00	0.00	14.29
			RAW	37.50	37.50	32.50	0.00	15.38
			KAR	141.00	141.00	141.00	0.00	0.00
			QTA	68.00	68.00	68.00	0.00	0.00
<b>056 Silk &amp; Reyon Fabrics</b>								
2679001.	KT. SHIRTING AL-KARAM SUP. QLTY.	MTR.	LAH	87.50	87.50	82.50	0.00	6.06
			RAW	132.50	132.50	132.50	0.00	0.00
			KAR	135.00	135.00	135.00	0.00	0.00
2679002.	KT. SHIRTING TOYOBO SUP. QLTY.	MTR.	FAS	240.00	240.00	212.50	0.00	12.94
			RAW	132.50	132.50	132.50	0.00	0.00
			MUL	85.00	85.00	85.00	0.00	0.00
			KAR	92.50	92.50	92.50	0.00	0.00
			QTA	73.00	73.00	73.00	0.00	0.00
2679003.	WOOLY FLAT	MTR.	LAH	47.50	47.50	47.50	0.00	0.00
			KAR	39.00	39.00	39.00	0.00	0.00
			QTA	62.50	62.50	62.50	0.00	0.00
2679004.	SILK AVG. QLTY.	MTR.	LAH	67.50	67.50	59.00	0.00	14.41
			RAW	57.50	57.50	57.50	0.00	0.00
			MUL	95.00	95.00	95.00	0.00	0.00
			KAR	41.00	41.00	41.00	0.00	0.00
			SKR	45.00	45.00	35.00	0.00	28.57
			QTA	55.00	55.00	55.00	0.00	0.00
2679005.	SILK SUP. QLTY.	MTR.	LAH	92.50	92.50	85.50	0.00	8.19
			FAS	90.00	125.00	237.50	-28.00	-62.11
			RAW	95.00	95.00	95.00	0.00	0.00
			QTA	75.00	75.00	75.00	0.00	0.00

Contd.

## 7.10 Intercity Wholesale Prices of Selected Commodities

Group/Commodity/Item Specification	Unit	City	Prices (Rs.)			% Change in	
						Feb.,2017	
			Feb.,2017	Jan., 2017	Feb.,2016	Jan., 2017	Feb.,2016
2679006. LINEN STAR MILL KARACHI	MTR.	LAH	127.50	127.50	116.50	0.00	9.44
		KAR	140.00	140.00	130.00	0.00	7.69
		QTA	100.00	100.00	92.00	0.00	8.70
<b>057 Towels</b>							
2684001. TOWEL MED SIZE AVG. QLTY.	DOZ.	LAH	1825.00	1825.00	1725.00	0.00	5.80
		FAS	1900.00	1650.00	1650.00	15.15	15.15
		KSR	1825.00	1825.00	1725.00	0.00	5.80
		KAR	2300.00	2300.00	2300.00	0.00	0.00
		SKR	2040.00	2040.00	2040.00	0.00	0.00
		PSH	2400.00	2400.00	2400.00	0.00	0.00
		QTA	1620.00	1620.00	1620.00	0.00	0.00
<b>058 Blankets</b>							
2711001. BLANKET MOONLITE SINGLE	EACH	LAH	2400.00	2400.00	2400.00	0.00	0.00
		RAW	3075.00	3075.00	2975.00	0.00	3.36
		KAR	2437.50	2437.50	2437.50	0.00	0.00
2711002. BLANKET MOONLITE DOUBLE	EACH	LAH	3000.00	3000.00	3000.00	0.00	0.00
		RAW	3475.00	3487.50	3325.00	-0.36	4.51
		KAR	2900.00	2900.00	2900.00	0.00	0.00
<b>059 Bed Sheets</b>							
2712001. BED SHEET COTTON SINGLE AVG. QLTY.	DOZ.	LAH	3760.00	3760.00	3250.00	0.00	15.69
		FAS	4300.00	4300.00	4300.00	0.00	0.00
		KAR	4350.00	4350.00	4350.00	0.00	0.00
		SKR	3960.00	3960.00	3960.00	0.00	0.00
		PSH	4000.00	4000.00	4800.00	0.00	-16.67
		QTA	3600.00	3600.00	3600.00	0.00	0.00
2712002. BED SHEET COTTON DOUBLE AVG. QLTY.	DOZ.	LAH	6250.00	6250.00	5650.00	0.00	10.62
		FAS	4900.00	4900.00	4900.00	0.00	0.00
		KAR	6750.00	6750.00	6750.00	0.00	0.00
		SKR	7800.00	7800.00	7800.00	0.00	0.00
		PSH	9600.00	9600.00	9600.00	0.00	0.00
		QTA	4250.00	4250.00	4250.00	0.00	0.00
<b>060 Quilts</b>							
2718001. READY MADE QUILT	EACH	LAH	950.00	950.00	950.00	0.00	0.00
		RAW	875.00	875.00	775.00	0.00	12.90
		KAR	1075.00	1075.00	1075.00	0.00	0.00
		PSH	900.00	900.00	950.00	0.00	-5.26
		QTA	600.00	600.00	600.00	0.00	0.00
<b>061 Woolen Carpets</b>							
2721001. WOOLEN CARPET	SQ.FT.	LAH	105.00	105.00	80.00	0.00	31.25
		KAR	60.00	60.00	60.00	0.00	0.00
<b>062 Synthetic Carpets</b>							
2729001. SYNTHETIC CARPET	SQ.FT.	LAH	32.50	32.50	32.50	0.00	0.00
		RAW	24.50	24.50	24.50	0.00	0.00
		KAR	49.00	49.00	49.00	0.00	0.00
		QTA	46.50	46.50	46.50	0.00	0.00
<b>063 Hosiery Products</b>							
2821001. UNDER WEAR MED. SIZE AVG. QLTY.	DOZ.	LAH	1270.00	1270.00	1125.00	0.00	12.89
		FAS	780.00	780.00	780.00	0.00	0.00
		RAW	1912.50	1912.50	1875.00	0.00	2.00
		KAR	1140.00	1140.00	1000.00	0.00	14.00
		SKR	960.00	960.00	890.00	0.00	7.87

Contd.

## 7.10 Intercity Wholesale Prices of Selected Commodities

Group/Commodity/Item Specification	Unit	City	Prices (Rs.)			% Change in			
						Feb.,2017 Over			
			Feb.,2017	Jan., 2017	Feb.,2016	Jan., 2017	Feb.,2016		
2821002. VEST (BANYAN)MED. SIZE AVG. QLTY.	DOZ.	PSH	1440.00	1440.00	1440.00	0.00	0.00		
		QTA	540.00	540.00	420.00	0.00	28.57		
		LAH	1310.00	1310.00	1175.00	0.00	11.49		
		FAS	900.00	900.00	900.00	0.00	0.00		
		RAW	1912.50	1912.50	1875.00	0.00	2.00		
		KAR	1260.00	1260.00	1030.00	0.00	22.33		
		SKR	1320.00	1320.00	1322.50	0.00	-0.19		
2821003. SOCKS NYLON MIXED GENTS SUP. QLTY.	DOZ.	PSH	1440.00	1440.00	1440.00	0.00	0.00		
		QTA	720.00	720.00	720.00	0.00	0.00		
		LAH	660.00	660.00	1125.00	0.00	-41.33		
		FAS	710.00	710.00	710.00	0.00	0.00		
		RAW	812.50	812.50	812.50	0.00	0.00		
		KAR	930.00	930.00	798.00	0.00	16.54		
		SKR	900.00	900.00	860.00	0.00	4.65		
2821004. SOCKS COTTON GENTS AVG. QLTY.	DOZ.	PSH	600.00	600.00	900.00	0.00	-33.33		
		QTA	620.00	620.00	620.00	0.00	0.00		
		LAH	1087.50	1087.50	750.00	0.00	45.00		
		FAS	510.00	510.00	510.00	0.00	0.00		
		KAR	702.00	702.00	650.00	0.00	8.00		
		<b>064 Readymade Garments</b>							
		2823101. PANTS GENTS (W&W) AVG. QLTY.	DOZ.	LAH	4250.00	4250.00	4250.00	0.00	0.00
RAW	7250.00			7250.00	7250.00	0.00	0.00		
KAR	5730.00			5730.00	5100.00	0.00	12.35		
2823102. SHORT	DOZ.	LAH	1250.00	1250.00	1250.00	0.00	0.00		
		KAR	1350.00	1350.00	1260.00	0.00	7.14		
2823103. AWAMI SUIT(W&W) AVG. QLTY.	DOZ.	HYD	2400.00	2400.00	2400.00	0.00	0.00		
		LAH	10000.00	10000.00	9000.00	0.00	11.11		
		RAW	13350.00	13350.00	12750.00	0.00	4.71		
		KAR	7900.00	7900.00	6700.00	0.00	17.91		
2823201. SHIRT GENTS (W&W) AVG. QLTY.	DOZ.	QTA	6600.00	6600.00	5400.00	0.00	22.22		
		LAH	3225.00	3225.00	3225.00	0.00	0.00		
		RAW	4375.00	4375.00	4275.00	0.00	2.34		
2823301. GIRL'S FROCK (W&W)	DOZ.	KAR	3540.00	3540.00	4050.00	0.00	-12.59		
		LAH	8750.00	8750.00	8750.00	0.00	0.00		
		RAW	11650.00	11650.00	11100.00	0.00	4.95		
		KAR	7500.00	7500.00	6740.00	0.00	11.28		
		<b>3c) Leather Products</b>							
<b>065 Leather Without Hair</b>									
2912001. SOLE LEATHER 5 MM GR-1	KG.	SAH	700.00	700.00	700.00	0.00	0.00		
		KSR	425.00	425.00	425.00	0.00	0.00		
2912002. SOLE LEATHER 4.5 MM GR-1	KG.	SAH	725.00	725.00	725.00	0.00	0.00		
		KSR	490.00	490.00	490.00	0.00	0.00		
2912003. SOLE LEATHER 4 MM GR-1	KG.	SAH	750.00	750.00	750.00	0.00	0.00		
		KSR	510.00	510.00	510.00	0.00	0.00		
<b>066 Other Leather N.E.C</b>									
2913001. CHROME LEATHER COW ANALINE GR-I	DM.	SAH	19.37	19.37	19.37	0.00	0.00		
		KSR	20.45	20.45	20.45	0.00	0.00		
2913002. CHROME LEATHER COW ANALINE GR-II	DM.	SAH	18.29	18.29	18.29	0.00	0.00		
		KSR	18.22	18.22	18.22	0.00	0.00		
2913003. CHROME LEATHER BUFF CALF (SUP)	DM.	SAH	17.22	17.22	17.22	0.00	0.00		
		KSR	18.00	18.00	18.00	0.00	0.00		

Contd.

## 7.10 Intercity Wholesale Prices of Selected Commodities

Group/Commodity/Item Specification	Unit	City	Prices (Rs.)			% Change in		
						Feb.,2017		
			Feb.,2017	Jan., 2017	Feb.,2016	Jan., 2017	Feb.,2016	
2913004.	CHROME LEATHER BUFF CALF (B)	DM.	SAH	15.60	15.60	15.60	0.00	0.00
			KSR	15.00	15.00	15.00	0.00	0.00
<b>067 Footwears</b>								
2933001.	GENTS SHOES PAUL BATA	PAIR	LAH	818.23	818.23	818.23	0.00	0.00
2933002.	GENTS SANDAL BATA	PAIR	LAH	572.51	572.51	572.51	0.00	0.00
2933003.	GENTS SLATE CHAPPAL BATA	PAIR	LAH	110.08	110.08	110.08	0.00	0.00
2933004.	LADIES SANDAL BATA (EMOZIAN)	PAIR	LAH	490.61	490.61	490.61	0.00	0.00
2933005.	LADIES SPOUNG CHAPPAL BATA(TROPICAL)	PAIR	LAH	109.52	109.52	109.52	0.00	0.00
2933006.	CHILD SHOE POWER LIFE BATA	PAIR	LAH	550.00	550.00	285.85	0.00	92.41
2933007.	GENTS SHOES ART 1109 SERVIS	PAIR	LAH	477.00	477.00	477.00	0.00	0.00
2933008.	CHEETAH 50 SIZE 3.5	PAIR	LAH	1091.00	1091.00	1091.00	0.00	0.00
2933009.	SERVIS SHOES WOMEN	PAIR	LAH	370.00	370.00	370.00	0.00	0.00
2933010.	SERVIS SHOES CHILDREN	PAIR	LAH	257.00	257.00	257.00	0.00	0.00
<b>4. Other Transportable Goods</b>								
<b>068 Timber</b>								
3131001.	TIMBER SHEESHAM	CMT.	LAH	62682.50	62682.50	59151.00	0.00	5.97
			RAW	73278.00	73278.00	69746.50	0.00	5.06
			KAR	59000.00	59000.00	59000.00	0.00	0.00
			PSH	56503.00	56503.00	51200.00	0.00	10.36
			QTA	55582.00	55582.00	55582.00	0.00	0.00
3131002.	TIMBER KERUING PINE WOOD	CMT.	RAW	67981.00	67981.00	64449.00	0.00	5.48
			KAR	59000.00	59000.00	59000.00	0.00	0.00
3131003.	TIMBER PERTAL	CMT.	LAH	41494.00	41494.00	38845.50	0.00	6.82
			RAW	55620.50	55620.50	52089.00	0.00	6.78
			KAR	43000.00	43000.00	43000.00	0.00	0.00
			PSH	56496.00	56496.00	56496.00	0.00	0.00
			QTA	31050.00	31050.00	31050.00	0.00	0.00
3131004.	TIMBER CHIR	CMT.	LAH	36197.00	36197.00	32665.50	0.00	10.81
			RAW	50323.50	50323.50	46792.00	0.00	7.55
			KAR	34500.00	34500.00	34500.00	0.00	0.00
3131005.	TIMBER DEODAR	CMT.	RAW	111241.00	111241.00	104178.50	0.00	6.78
			KAR	112500.00	112500.00	112500.00	0.00	0.00
			PSH	105938.00	105930.00	105930.00	0.01	0.01
			QTA	88000.00	88000.00	88000.00	0.00	0.00
3131006.	TIMBER TEAK WOOD	CMT.	LAH	147436.00	147436.00	143021.50	0.00	3.09
			KAR	155000.00	155000.00	155000.00	0.00	0.00
<b>069 Printing Paper</b>								
3212901.	OFFSET PAPER FLYING FINISH	KG.	KAR	82.00	82.00	75.00	0.00	9.33
3212902.	ART PAPER "LEYKAM"/CHINA	KG.	KAR	115.00	115.00	115.00	0.00	0.00
3212903.	PRINTING PAPER ROYAL CENTURY	KG.	KAR	90.00	90.00	90.00	0.00	0.00
3212904.	PHOTOSTAT PAPER 210X297 A-4(80GM)	KG.	KAR	325.00	325.00	345.00	0.00	-5.80
<b>070 Hard Board</b>								
3213301.	KRAFT LINES BOARD (BRAZIL-125)	KG.	KAR	106.00	106.00	95.00	0.00	11.58
<b>071 Coke</b>								
3310001.	COKE	MT.	KAR	60000.00	60000.00	60000.00	0.00	0.00
<b>072 Motor Spirit</b>								
3331001.	MOTOR SPRIT 87 RON	LTR.	KAR	71.23	68.04	71.19	4.69	0.06
<b>073 Diesel Oil</b>								
3333001.	DIESEL OIL LIGHT SPEED (BULK)	LTR.	KAR	43.28	43.28	39.87	0.00	8.55
3333002.	DIESEL OIL HIGH SPEED(BULK)	LTR.	KAR	80.42	77.22	75.73	4.14	6.19
<b>074 Kerosine Oil</b>								
3334001.	KEROSINE OIL	LTR.	KAR	43.11	43.25	43.11	-0.32	0.00

Contd.

## 7.10 Intercity Wholesale Prices of Selected Commodities

Group/Commodity/Item Specification	Unit	City	Prices (Rs.)			% Change in Feb.,2017 Over			
			Feb.,2017	Jan., 2017	Feb.,2016	Jan., 2017	Feb.,2016		
<b>075 Furnace Oil</b>									
3337001.	HIGH SULPHUR FURNACE OIL(HSFO)	MT.	KAR	38376.00	39492.50	17514.50	-2.83	119.11	
<b>076 Mobil Oil</b>									
3338001.	HAVOLINE MOBIL OIL PETROL ENGN.	4 LTR.	FAS	1950.00	1950.00	1950.00	0.00	0.00	
			RAW	1962.50	1962.50	1962.50	0.00	0.00	
			MUL	1622.50	1622.50	1622.50	0.00	0.00	
			GJT	1749.00	1749.00	1790.00	0.00	-2.29	
			KAR	2030.00	2030.00	2000.00	0.00	1.50	
			PSH	1700.00	1700.00	1700.00	0.00	0.00	
			QTA	1670.00	1670.00	1670.00	0.00	0.00	
3338002.	HAVOLINE MOBIL OIL CNG ENGN.	4 LTR.	FAS	1600.00	1600.00	1600.00	0.00	0.00	
			RAW	1937.50	1937.50	1937.50	0.00	0.00	
			MUL	1562.50	1562.50	1562.50	0.00	0.00	
			GJT	1749.00	1749.00	1790.00	0.00	-2.29	
			KAR	1800.00	1800.00	1750.00	0.00	2.86	
			PSH	1800.00	1800.00	1700.00	0.00	5.88	
			QTA	1725.00	1725.00	1725.00	0.00	0.00	
<b>077 Chemicals</b>									
3414001.	STEARIC ACID	LB.	LAH	82.50	92.50	122.50	-10.81	-32.65	
			KAR	83.00	83.00	83.00	0.00	0.00	
3414002.	ACETIC ACID	LB.	LAH	50.00	60.00	80.00	-16.67	-37.50	
			KAR	44.00	44.00	41.00	0.00	7.32	
			PSH	45.00	45.00	49.00	0.00	-8.16	
3414003.	TARTARIC POWDER	50 KG.	LAH	18000.00	18500.00	17500.00	-2.70	2.86	
			KAR	3700.00	3700.00	3700.00	0.00	0.00	
3414004.	CITRIC ACID	50 KG.	LAH	7000.00	6500.00	5700.00	7.69	22.81	
			KAR	6100.00	6100.00	5250.00	0.00	16.19	
			PSH	7500.00	7500.00	5600.00	0.00	33.93	
3414005.	CHINA CLAY	M.T.	KAR	30000.00	45000.00	45000.00	-33.33	-33.33	
3414006.	BLEACHING POWDER	50 KG.	LAH	2600.00	2600.00	2600.00	0.00	0.00	
			KSR	2675.00	2675.00	2675.00	0.00	0.00	
			KAR	3100.00	3100.00	2750.00	0.00	12.73	
			PSH	3000.00	3000.00	3000.00	0.00	0.00	
3414007.	GLUCOSE POWDER	50 KG.	LAH	4400.00	4400.00	4800.00	0.00	-8.33	
			KAR	3675.00	3675.00	4100.00	0.00	-10.37	
			PSH	4300.00	4300.00	5000.00	0.00	-14.00	
3422001.	ZINC OXIDE	50 KG.	LAH	22000.00	21000.00	21000.00	4.76	4.76	
			PSH	15000.00	15000.00	15000.00	0.00	0.00	
3423101.	CAUSTIC SODA	50 KG.	LAH	3850.00	3800.00	3700.00	1.32	4.05	
			KSR	3850.00	3725.00	3725.00	3.36	3.36	
			KAR	4100.00	4100.00	4000.00	0.00	2.50	
			PSH	4000.00	4000.00	3900.00	0.00	2.56	
3423102.	SULPHURIC ACID	100 KG.	LAH	2100.00	2100.00	2500.00	0.00	-16.00	
			KAR	2320.00	2320.00	2245.00	0.00	3.34	
			PSH	1200.00	1600.00	2000.00	-25.00	-40.00	
3423103.	MERCURY	KG.	LAH	12000.00	12000.00	12500.00	0.00	-4.00	
			KAR	8000.00	8000.00	9000.00	0.00	-11.11	
			PSH	5500.00	5500.00	9000.00	0.00	-38.89	
3424001.	SODA ASH LIGHT 80 KG. BAG	BAG	LAH	3450.00	3360.00	3360.00	2.68	2.68	
			KSR	3500.00	3425.00	3425.00	2.19	2.19	
			KAR	1975.00	1975.00	2072.50	0.00	-4.70	
			PSH	3440.00	3440.00	3360.00	0.00	2.38	

Contd.



## 7.10 Intercity Wholesale Prices of Selected Commodities

Group/Commodity/Item Specification	Unit	City	Prices (Rs.)			% Change in	
			Feb.,2017	Jan., 2017	Feb.,2016	Jan., 2017	Feb.,2016
3424002. SODIUM BI- CARBONATE.	50 KG.	LAH	2400.00	2400.00	2450.00	0.00	-2.04
		KAR	2135.00	2135.00	2210.00	0.00	-3.39
		PSH	2400.00	2400.00	2400.00	0.00	0.00
3424003. SALT EPSUM	100 KG.	LAH	1400.00	1400.00	1400.00	0.00	0.00
		KAR	1980.00	1980.00	1980.00	0.00	0.00
		PSH	2200.00	2200.00	2200.00	0.00	0.00
<b>078 Dyeing Material</b>							
3431001. DYES RED B-BASE	LB.	KAR	270.00	270.00	270.00	0.00	0.00
3431002. DYES ORITEX JAPAN RED HR-2.	LB.	KAR	225.00	225.00	225.00	0.00	0.00
3431003. DYED REACTIVE VIOLET H-3R	LB.	KAR	250.00	250.00	250.00	0.00	0.00
<b>079 Fertilizers</b>							
3461101. SONA UREA	MT.	LAH	27000.00	27000.00	37500.00	0.00	-28.00
		FAS	28000.00	28000.00	37200.00	0.00	-24.73
		MUL	26500.00	26500.00	36000.00	0.00	-26.39
		PSH	27000.00	27000.00	38600.00	0.00	-30.05
3461102. KISAN UREA	MT.	LAH	27000.00	27000.00	37500.00	0.00	-28.00
		FAS	26000.00	27600.00	36600.00	-5.80	-28.96
		MUL	25000.00	24500.00	35600.00	2.04	-29.78
		GUJ	26000.00	26000.00	34400.00	0.00	-24.42
3461401. CALCIUM AMMONIUM NITRATE	MT.	LAH	23000.00	23000.00	31500.00	0.00	-26.98
		FAS	24000.00	23000.00	32000.00	4.35	-25.00
		MUL	19500.00	19500.00	28600.00	0.00	-31.82
		GUJ	22000.00	20500.00	34400.00	7.32	-36.05
3462101. SINGLE SUPPER PHOSPHATE (GR) 18PC	MT.	LAH	16000.00	16000.00	19500.00	0.00	-17.95
		FAS	18000.00	19000.00	19000.00	-5.26	-5.26
		MUL	13100.00	13200.00	16600.00	-0.76	-21.08
		GUJ	16000.00	16000.00	18000.00	0.00	-11.11
3462102. SINGLE SUPER PHOSPHATE (PD) 18PC	MT.	LAH	21000.00	21000.00	21000.00	0.00	0.00
		FAS	21950.00	21950.00	21950.00	0.00	0.00
		MUL	21900.00	21900.00	21900.00	0.00	0.00
		GUJ	22000.00	22000.00	22000.00	0.00	0.00
3462103. TRIPLE SUPER PHOSPHATE (GR)	MT.	LAH	25100.00	25100.00	25100.00	0.00	0.00
		FAS	61750.00	61750.00	61750.00	0.00	0.00
		MUL	61850.00	61850.00	61850.00	0.00	0.00
		GUJ	62050.00	62050.00	62050.00	0.00	0.00
3463201. SULPHATE OF POTASH	MT.	LAH	66000.00	66000.00	66000.00	0.00	0.00
		FAS	79000.00	79000.00	101000.00	0.00	-21.78
		MUL	83600.00	83600.00	83600.00	0.00	0.00
		KSR	79000.00	79000.00	101000.00	0.00	-21.78
3464101. NITRO PHOSPHATE	MT.	LAH	36000.00	36000.00	48000.00	0.00	-25.00
		FAS	36000.00	36000.00	46000.00	0.00	-21.74
		MUL	34600.00	34600.00	43600.00	0.00	-20.64
		GUJ	35000.00	35000.00	46000.00	0.00	-23.91
3464201. DIA-AMMONIUM PHOSPHATE	MT.	LAH	39000.00	39000.00	47000.00	0.00	-17.02
		FAS	49000.00	49000.00	66000.00	0.00	-25.76
		MUL	50000.00	50000.00	64000.00	0.00	-21.88
		GUJ	49500.00	49500.00	60600.00	0.00	-18.32
		LAH	49000.00	49000.00	67000.00	0.00	-26.87
		PSH	49000.00	49000.00	62000.00	0.00	-20.97

Contd.

## 7.10 Intercity Wholesale Prices of Selected Commodities

Group/Commodity/Item Specification	Unit	City	Prices (Rs.)			% Change in	
						Feb.,2017 Over	
			Feb.,2017	Jan., 2017	Feb.,2016	Jan., 2017	Feb.,2016
3464401. NITROGEN PHOSPHATE AND POTACIUM(NPK)	MT.	LAH	46000.00	46000.00	59000.00	0.00	-22.03
		GUJ	58000.00	58000.00	50000.00	0.00	16.00
		SAR	47500.00	47700.00	52000.00	-0.42	-8.65
		HYD	39600.00	39600.00	61680.00	0.00	-35.80
<b>080 Pesticides</b>							
3466101. THIODAN 35 EC(AGRICULTURE) 1 LTR	BOTTLE	LAH	750.00	750.00	750.00	0.00	0.00
		FAS	1100.00	1100.00	1050.00	0.00	4.76
		MUL	1200.00	1200.00	1200.00	0.00	0.00
		SAR	875.00	875.00	875.00	0.00	0.00
		GJT	500.00	500.00	500.00	0.00	0.00
		HYD	750.00	750.00	750.00	0.00	0.00
		MPK	600.00	600.00	600.00	0.00	0.00
3466102. DURSBAN TC(TERMITICIDE CONC.)	BOTTLE	LAH	2000.00	2000.00	2000.00	0.00	0.00
		FAS	1100.00	1100.00	1265.00	0.00	-13.04
		MUL	1550.00	1550.00	1550.00	0.00	0.00
		SAR	900.00	900.00	1100.00	0.00	-18.18
3466103. SARSABZ (VEGETABLES) 1 LTR.	BOTTLE	LAH	250.00	250.00	250.00	0.00	0.00
		FAS	340.00	340.00	360.00	0.00	-5.56
		MUL	700.00	700.00	700.00	0.00	0.00
		SAR	250.00	250.00	300.00	0.00	-16.67
		GJT	500.00	500.00	500.00	0.00	0.00
3466104. MALATHION (ALL ANIMALS) 1 LTR.	BOTTLE	LAH	800.00	800.00	800.00	0.00	0.00
		FAS	1220.00	1220.00	1300.00	0.00	-6.15
		GUJ	1100.00	1100.00	1100.00	0.00	0.00
		GJT	1200.00	1200.00	1200.00	0.00	0.00
<b>081 Insecticides</b>							
3471001. L-D POLYTHYLENE	LB.	KAR	87.81	85.69	71.25	2.47	23.24
3473001. POLYSTRENE GP.	55 LB.	KAR	4745.00	4745.00	4650.00	0.00	2.04
<b>082 Paints &amp; Varnishes</b>							
3511001. SYN CLEAR VARNISH (BUXLYS)	3 LTR.	LAH	1062.00	1062.00	1062.00	0.00	0.00
		KAR	1225.00	1225.00	1225.00	0.00	0.00
3511002. SYN CLEAR VARNISH (BERGER)	3 LTR.	LAH	1215.00	1215.00	1215.00	0.00	0.00
		KAR	1375.00	1375.00	1375.00	0.00	0.00
3511003. SYN ENAMEL VIP (BERGER)	3.6 LTR	LAH	1860.00	1860.00	1860.00	0.00	0.00
		RAW	1365.00	1365.00	1337.50	0.00	2.06
		KAR	1650.00	1650.00	1650.00	0.00	0.00
3511004. SYN ENAMEL 413 (BUXLYS)	3.6 LTR	LAH	1380.00	1380.00	1380.00	0.00	0.00
		RAW	1365.00	1365.00	1330.00	0.00	2.63
		KAR	1650.00	1650.00	1650.00	0.00	0.00
3511005. VIP PLASTIC EMULSION (BERGER)	4 LTR.	LAH	1836.00	1836.00	1836.00	0.00	0.00
		RAW	1590.00	1590.00	1555.00	0.00	2.25
		KAR	1500.00	1500.00	1500.00	0.00	0.00
3511006. PLASTIC BOUND DISTEMPER(BUXLYS)	6 KG.	LAH	1210.00	1210.00	1210.00	0.00	0.00
		RAW	990.00	990.00	975.00	0.00	1.54
		KAR	975.00	975.00	975.00	0.00	0.00
3511007. ICI PLASTIC EMULSION	4 LTR	LAH	1940.00	1940.00	1940.00	0.00	0.00
		RAW	1730.00	1730.00	1690.00	0.00	2.37
		KAR	1750.00	1750.00	1750.00	0.00	0.00
<b>083 Medicines</b>							
3526001. PANADOL TAB. (200)	PACKET	LAH	162.00	162.00	162.00	0.00	0.00
		RAW	195.50	195.50	195.50	0.00	0.00
		MUL	204.00	204.00	204.00	0.00	0.00

Contd.

## 7.10 Intercity Wholesale Prices of Selected Commodities

Group/Commodity/Item Specification	Unit	City	Prices (Rs.)			% Change in		
						Feb.,2017		
			Feb.,2017	Jan., 2017	Feb.,2016	Jan., 2017	Feb.,2016	
		KAR	205.00	205.00	205.00	0.00	0.00	
		MPK	153.00	153.00	153.00	0.00	0.00	
		PSH	210.00	210.00	155.00	0.00	35.48	
		QTA	200.00	200.00	200.00	0.00	0.00	
3526002.	DISPRIN TAB. (600)	PACKET	LAH	555.00	555.00	555.00	0.00	0.00
			RAW	595.00	595.00	595.00	0.00	0.00
			MUL	638.00	638.00	638.00	0.00	0.00
			KAR	638.00	638.00	638.00	0.00	0.00
			MPK	550.00	550.00	510.00	0.00	7.84
			PSH	510.00	510.00	510.00	0.00	0.00
			QTA	600.00	600.00	440.00	0.00	36.36
3526003.	FLAGYL TAB. (200)	PACKET	LAH	278.00	278.00	278.00	0.00	0.00
			RAW	255.00	255.00	255.00	0.00	0.00
			MUL	267.83	267.83	267.83	0.00	0.00
			KAR	268.00	268.00	268.00	0.00	0.00
			MPK	260.00	260.00	260.00	0.00	0.00
			PSH	271.00	271.00	271.00	0.00	0.00
			QTA	180.00	180.00	180.00	0.00	0.00
3526004.	VENTOLIN TAB.(100)	PACKET	LAH	92.00	92.00	82.00	0.00	12.20
			RAW	85.00	85.00	85.00	0.00	0.00
			MUL	121.00	121.00	121.00	0.00	0.00
			KAR	86.53	86.53	86.53	0.00	0.00
			MPK	73.20	73.20	73.20	0.00	0.00
			PSH	85.00	85.00	85.00	0.00	0.00
			QTA	90.00	90.00	90.00	0.00	0.00
3526005.	DAONIL TAB. (60)	PACKET	LAH	86.00	86.00	82.00	0.00	4.88
			RAW	86.50	86.50	86.50	0.00	0.00
			MUL	86.31	86.31	86.31	0.00	0.00
			KAR	88.00	88.00	88.00	0.00	0.00
			MPK	80.00	80.00	76.00	0.00	5.26
			PSH	88.00	88.00	88.00	0.00	0.00
			QTA	90.00	90.00	90.00	0.00	0.00
3526006.	ENTOX TAB. (100)	PACKET	LAH	135.00	135.00	87.50	0.00	54.29
			RAW	115.50	115.50	73.00	0.00	58.22
			MUL	127.65	127.65	85.00	0.00	50.18
			KAR	130.00	130.00	100.00	0.00	30.00
			MPK	85.00	85.00	85.00	0.00	0.00
			PSH	87.00	87.00	87.00	0.00	0.00
			QTA	150.00	150.00	85.00	0.00	76.47
3526007.	CALCIUM TAB. 1000 SANDOZ	06 BOTT	LAH	642.00	642.00	642.00	0.00	0.00
			RAW	620.00	620.00	620.00	0.00	0.00
			MUL	634.64	634.64	622.20	0.00	2.00
			KAR	660.00	660.00	660.00	0.00	0.00
			MPK	520.00	520.00	520.00	0.00	0.00
			PSH	650.00	630.00	630.00	3.17	3.17
			QTA	636.00	636.00	636.00	0.00	0.00
3526008.	RENITEC TAB. 5 MG. (20)	PACKET	LAH	87.56	87.56	87.56	0.00	0.00
			RAW	99.50	99.50	99.50	0.00	0.00
			MUL	99.45	99.45	99.45	0.00	0.00
			KAR	100.00	100.00	100.00	0.00	0.00
			MPK	88.00	88.00	88.00	0.00	0.00

Contd.

## 7.10 Intercity Wholesale Prices of Selected Commodities

Group/Commodity/Item Specification	Unit	City	Prices (Rs.)			% Change in	
						Feb.,2017	
			Feb.,2017	Jan., 2017	Feb.,2016	Jan., 2017	Feb.,2016
3526009. CARMINA (150 TABLETS)	06 BOTT	PSH	101.00	101.00	101.00	0.00	0.00
		QTA	102.00	102.00	102.00	0.00	0.00
		LAH	190.00	190.00	190.00	0.00	0.00
		RAW	195.00	195.00	120.00	0.00	62.50
		MUL	173.00	173.00	186.00	0.00	-6.99
3526010. SUALIN (250 TAB.) STRIP	EACH	KAR	207.00	207.00	180.00	0.00	15.00
		PSH	170.00	170.00	170.00	0.00	0.00
		LAH	115.00	115.00	80.00	0.00	43.75
		RAW	147.50	147.50	78.00	0.00	89.10
		KAR	132.00	132.00	132.00	0.00	0.00
3526011. SANCOS SYRUP 60 MG.	06 BOTT	PSH	135.00	135.00	130.00	0.00	3.85
		LAH	157.00	157.00	288.00	0.00	-45.49
		RAW	142.50	142.50	142.50	0.00	0.00
		MUL	280.50	280.50	280.50	0.00	0.00
		KAR	160.00	160.00	160.00	0.00	0.00
3526012. PHENRGONE SYRUP 120 MG	06 BOTT	MPK	285.00	285.00	285.00	0.00	0.00
		PSH	308.00	308.00	300.00	0.00	2.67
		QTA	287.00	287.00	287.00	0.00	0.00
		LAH	179.66	179.66	179.66	0.00	0.00
		RAW	168.00	168.00	168.00	0.00	0.00
3526013. CALPOL SYRUP	06 BOTT	MUL	168.30	168.30	168.30	0.00	0.00
		KAR	198.00	198.00	198.00	0.00	0.00
		MPK	170.00	170.00	170.00	0.00	0.00
		PSH	174.00	174.00	174.00	0.00	0.00
		QTA	192.00	192.00	195.00	0.00	-1.54
3526014. HYDERLIN SYRUP	06 BOTT	LAH	146.00	146.00	135.00	0.00	8.15
		RAW	152.00	152.00	143.00	0.00	6.29
		MUL	140.76	140.76	127.50	0.00	10.40
		KAR	150.00	150.00	150.00	0.00	0.00
		MPK	214.20	214.20	214.20	0.00	0.00
3526015. SAFI HAMDARD 100 ML	06 BOTT	PSH	144.48	144.48	144.48	0.00	0.00
		QTA	126.00	126.00	126.00	0.00	0.00
		LAH	360.00	360.00	340.00	0.00	5.88
		RAW	357.50	357.50	327.50	0.00	9.16
		MUL	351.90	351.90	316.20	0.00	11.29
3526016. HONEY TUBE (HAMDARD)	06 TUBE	KAR	352.00	352.00	332.00	0.00	6.02
		MPK	372.00	372.00	312.00	0.00	19.23
		PSH	360.00	360.00	342.00	0.00	5.26
		QTA	414.00	414.00	378.00	0.00	9.52
		LAH	228.00	228.00	228.00	0.00	0.00
3526017. BETNOVATE-N OINTMENT	06 TUBE	RAW	275.00	275.00	216.00	0.00	27.31
		MUL	210.00	210.00	210.00	0.00	0.00
		KAR	306.00	306.00	306.00	0.00	0.00
		PSH	300.00	300.00	270.00	0.00	11.11
		QTA	348.00	348.00	193.00	0.00	80.31
3526017. BETNOVATE-N OINTMENT	06 TUBE	LAH	540.00	540.00	540.00	0.00	0.00
		KAR	552.00	552.00	552.00	0.00	0.00
		MPK	516.00	516.00	516.00	0.00	0.00
		PSH	540.00	540.00	480.00	0.00	12.50
		QTA	582.00	582.00	582.00	0.00	0.00
3526017. BETNOVATE-N OINTMENT	06 TUBE	LAH	170.00	170.00	153.12	0.00	11.02
		RAW	166.50	166.50	148.00	0.00	12.50

Contd.

## 7.10 Intercity Wholesale Prices of Selected Commodities

Group/Commodity/Item Specification	Unit	City	Prices (Rs.)			% Change in		
						Feb.,2017 Over		
			Feb.,2017	Jan., 2017	Feb.,2016	Jan., 2017	Feb.,2016	
		MUL	170.04	170.04	170.04	0.00	0.00	
		KAR	168.00	168.00	168.00	0.00	0.00	
		MPK	186.00	186.00	156.00	0.00	19.23	
		PSH	174.00	174.00	174.00	0.00	0.00	
		QTA	186.00	186.00	162.00	0.00	14.81	
3526018.	BURNOL	06 TUBE	LAH	282.00	282.00	85.08	0.00	231.45
			MUL	282.60	282.60	82.00	0.00	244.63
			KAR	285.00	285.00	96.00	0.00	196.88
			MPK	81.60	81.60	81.60	0.00	0.00
			PSH	290.00	290.00	87.00	0.00	233.33
			QTA	321.12	321.12	81.00	0.00	296.44
3526019.	O.R.S.FLAVOURED (SEARLE)	DOZEN	LAH	192.00	192.00	180.00	0.00	6.67
			RAW	183.50	183.50	183.50	0.00	0.00
			MUL	183.60	183.60	173.40	0.00	5.88
			KAR	184.00	184.00	174.00	0.00	5.75
			PSH	188.00	154.30	154.30	21.84	21.84
			QTA	156.00	156.00	156.00	0.00	0.00
3526020.	JOSHANDA HAMDARD	DOZEN	LAH	240.00	240.00	240.00	0.00	0.00
			MUL	216.00	216.00	216.00	0.00	0.00
			KAR	324.00	324.00	264.00	0.00	22.73
			MPK	240.00	240.00	123.84	0.00	93.80
			PSH	85.00	85.00	82.00	0.00	3.66
			QTA	221.00	221.00	221.00	0.00	0.00
3526021.	COTTON BANDAGE 2" SIZE	06 NO.S	LAH	39.00	39.00	39.00	0.00	0.00
			RAW	48.00	48.00	48.00	0.00	0.00
			MUL	24.00	24.00	24.00	0.00	0.00
			KAR	30.00	30.00	30.00	0.00	0.00
			MPK	54.00	54.00	54.00	0.00	0.00
			PSH	40.00	40.00	42.50	0.00	-5.88
<b>084 Soaps &amp; Detergents</b>								
3532101.	LIFE BOUY SOAP (125 GM.)	DOZ.	LAH	485.00	485.00	416.00	0.00	16.59
			RAW	437.50	437.50	372.50	0.00	17.45
			KSR	485.00	485.00	416.00	0.00	16.59
			KAR	456.00	456.00	402.50	0.00	13.29
			PSH	440.00	440.00	396.00	0.00	11.11
			QTA	420.00	370.00	370.00	13.51	13.51
3532102.	LUX-STD. (70 GM.)	DOZ.	LAH	345.00	345.00	325.00	0.00	6.15
			RAW	342.50	342.50	342.50	0.00	0.00
			KAR	390.00	390.00	354.00	0.00	10.17
			PSH	336.00	336.00	336.00	0.00	0.00
			QTA	345.00	345.00	360.00	0.00	-4.17
3532201.	SUPER ACTIVE SURF (130 GM.)	DOZ.	LAH	230.00	230.00	230.00	0.00	0.00
			MUL	243.62	243.62	229.16	0.00	6.31
			KAR	228.00	228.00	228.00	0.00	0.00
			SKR	264.00	264.00	264.00	0.00	0.00
3532202.	ARIEL (100 GM)	DOZ.	LAH	230.00	230.00	230.00	0.00	0.00
			GUJ	228.00	228.00	228.00	0.00	0.00
			KAR	228.00	228.00	228.00	0.00	0.00
			MPK	180.00	180.00	180.00	0.00	0.00
3532203.	VIM DETERGENT POLY BAG (1000 G.)	DOZ.	LAH	810.00	810.00	750.00	0.00	8.00
			RAW	765.00	765.00	765.00	0.00	0.00
			KAR	864.00	864.00	828.00	0.00	4.35

Contd.

## 7.10 Intercity Wholesale Prices of Selected Commodities

Group/Commodity/Item Specification	Unit	City	Prices (Rs.)			% Change in		
						Feb.,2017		
			Feb.,2017	Jan., 2017	Feb.,2016	Jan., 2017	Feb.,2016	
		SKR	720.00	720.00	720.00	0.00	0.00	
		PSH	860.00	840.00	680.00	2.38	26.47	
		MNG	900.00	900.00	516.00	0.00	74.42	
		QTA	996.00	996.00	624.00	0.00	59.62	
3532204.	MAXIMUM POWER BRITE POLYBAG(400GM)	DOZ.	LAH	1404.00	1404.00	1404.00	0.00	0.00
			RAW	1070.00	1070.00	862.50	0.00	24.06
			KAR	1428.00	1428.00	1224.00	0.00	16.67
			MPK	1416.00	1416.00	1416.00	0.00	0.00
			PSH	1440.00	1440.00	1325.00	0.00	8.68
3532205.	EXPRESS DETERGENT(1000GM)	DOZ.	KAR	2100.00	2100.00	2100.00	0.00	0.00
3532206.	WASHING SOAP BETA/SUF/GUY	DOZ.	LAH	5580.00	5580.00	5580.00	0.00	0.00
			RAW	3825.00	3825.00	3775.00	0.00	1.32
			KSR	5560.00	5560.00	5560.00	0.00	0.00
			SKR	3440.00	3440.00	3440.00	0.00	0.00
			PSH	5840.00	5840.00	5840.00	0.00	0.00
3532207.	WASHING SOAP NYLON 101 CAKE	DOZ.	LAH	269.00	269.00	269.00	0.00	0.00
			RAW	255.00	255.00	237.50	0.00	7.37
			SAR	290.00	290.00	289.00	0.00	0.35
			BNU	190.00	190.00	190.00	0.00	0.00
			QTA	300.00	300.00	300.00	0.00	0.00
3532301.	TOOTHPASTE MACLEAN'S (LARGE SIZE)	DOZ.	RAW	575.00	575.00	575.00	0.00	0.00
			KAR	1080.00	1080.00	1080.00	0.00	0.00
3532302.	TOOTHPASTE FARHAN'S (STD. SIZE)	DOZ.	KAR	492.00	492.00	492.00	0.00	0.00
3532303.	TALC SAMSOL/SWISS MISS (STD.SIZE)	DOZ.	RAW	565.00	565.00	565.00	0.00	0.00
			KAR	1092.00	1092.00	1092.00	0.00	0.00
3532304.	PONDS COLD CREAM (MED SIZE.)	DOZ.	LAH	1270.00	1270.00	1270.00	0.00	0.00
			RAW	1125.00	1125.00	1182.50	0.00	-4.86
			KAR	1248.00	1248.00	1194.00	0.00	4.52
3532305.	PONDS VANISHING CREAM (MED SIZE)	DOZ.	LAH	2450.00	2450.00	2450.00	0.00	0.00
			RAW	1125.00	1125.00	1182.50	0.00	-4.86
			KAR	1009.00	1009.00	1009.00	0.00	0.00
3532306.	ADMIRAL SHAVING CREAM (MED.SIZE)	DOZ.	LAH	756.00	756.00	720.00	0.00	5.00
			RAW	710.00	710.00	625.00	0.00	13.60
			KAR	750.00	750.00	684.00	0.00	9.65
3532307.	HAIR BRYL CREAM (MED. SIZE).	DOZ.	RAW	1165.00	1165.00	1125.00	0.00	3.56
			KAR	1560.00	1560.00	1140.00	0.00	36.84
3532308.	JOHNSON'S BABY POWDER/MOTHER CARE	DOZ.	KAR	1380.00	1380.00	1380.00	0.00	0.00
3532309.	SUN SILK SHAMPOO LOCAL 10 ML.	DOZ.	RAW	51.00	51.00	51.00	0.00	0.00
			KAR	55.00	55.00	55.00	0.00	0.00
<b>085 Auto Tyres</b>								
3611101.	AUTO TYRE GEN/SUZ/ALTO/MEHRAN	EACH	LAH	2700.00	2700.00	2700.00	0.00	0.00
			RAW	2425.00	2425.00	2675.00	0.00	-9.35
			KAR	2525.00	2525.00	2850.00	0.00	-11.40
3611201.	MOTOR CYCLE TYRE YAMAHA-100	EACH	LAH	1210.00	1210.00	1210.00	0.00	0.00
			RAW	975.00	962.50	962.50	1.30	1.30
			KAR	810.00	810.00	990.00	0.00	-18.18
3611202.	MOTOR CYCLE TYRE HONDA CD-70	EACH	LAH	860.00	860.00	860.00	0.00	0.00
			RAW	975.00	962.50	962.50	1.30	1.30
			KAR	745.00	745.00	1010.00	0.00	-26.24
3611203.	MOTOR CYCLE TYRE SUZUKI 80 CC.	EACH	LAH	960.00	960.00	960.00	0.00	0.00
			RAW	955.00	937.50	937.50	1.87	1.87
			KAR	1025.00	1025.00	1125.00	0.00	-8.89

Contd.

## 7.10 Intercity Wholesale Prices of Selected Commodities

Group/Commodity/Item Specification	Unit	City	Prices (Rs.)			% Change in		
			Feb.,2017	Jan., 2017	Feb.,2016	Feb.,2017 Over	Jan., 2017 Feb.,2016	
3611204. CYCLE TYRE SERVIS ( 28x1/2")	EACH	LAH	250.00	250.00	250.00	0.00	0.00	
		KAR	190.00	190.00	210.00	0.00	-9.52	
3611205. CYCLE TYRE DIAMOND ( 28x1/2")	EACH	LAH	275.00	275.00	300.00	0.00	-8.33	
		RAW	287.50	287.50	287.50	0.00	0.00	
		KAR	207.50	207.50	212.50	0.00	-2.35	
3611401. AUTO TUBE GEN/SUZ/ALTO/MEHRAN	EACH	LAH	270.00	270.00	270.00	0.00	0.00	
		RAW	295.00	295.00	295.00	0.00	0.00	
		KAR	305.00	305.00	317.50	0.00	-3.94	
3611402. MOTOR CYCLE TUBE YAMAHA-100	EACH	LAH	185.00	185.00	185.00	0.00	0.00	
		RAW	215.00	215.00	192.50	0.00	11.69	
		KAR	167.50	167.50	187.50	0.00	-10.67	
3611403. MOTOR CYCLE TUBE HONDA CD-70	EACH	LAH	175.00	175.00	175.00	0.00	0.00	
		RAW	215.00	215.00	192.50	0.00	11.69	
		KAR	159.00	159.00	177.50	0.00	-10.42	
3611404. MOTOR CYCLE TUBE SUZUKI 80 CC.	EACH	LAH	195.00	195.00	195.00	0.00	0.00	
		KAR	172.50	172.50	245.00	0.00	-29.59	
3611405. CYCLE TUBES SERVIS ( 28x1/2)	EACH	LAH	105.00	105.00	105.00	0.00	0.00	
		KAR	99.00	99.00	132.50	0.00	-25.28	
3611406. CYCLE TUBES DIAMOND ( 28x1/2)	EACH	LAH	110.00	110.00	115.00	0.00	-4.35	
		RAW	105.00	105.00	92.50	0.00	13.51	
		KAR	96.50	96.50	126.50	0.00	-23.72	
<b>086 Plastic Products</b>								
3694001. WATER COOLER 9 LTR.	EACH	LAH	575.00	575.00	575.00	0.00	0.00	
		KAR	465.00	465.00	465.00	0.00	0.00	
		PSH	380.00	380.00	380.00	0.00	0.00	
		QTA	410.00	410.00	410.00	0.00	0.00	
		LAH	300.00	300.00	300.00	0.00	0.00	
3694002. BUCKET MED. SIZE	EACH	GUJ	225.00	225.00	225.00	0.00	0.00	
		GJT	220.00	220.00	220.00	0.00	0.00	
		KAR	290.00	290.00	312.50	0.00	-7.20	
		PSH	350.00	350.00	350.00	0.00	0.00	
		QTA	235.00	235.00	235.00	0.00	0.00	
3694003. DINNER SET PLASTIC 42/48/52 PIECES	EACH	LAH	1975.00	1975.00	1975.00	0.00	0.00	
		RAW	4900.00	4900.00	4900.00	0.00	0.00	
		MUL	3000.00	3000.00	3000.00	0.00	0.00	
		KAR	2400.00	2400.00	2400.00	0.00	0.00	
		PSH	2100.00	2100.00	2100.00	0.00	0.00	
		MNG	3000.00	3000.00	3000.00	0.00	0.00	
3694004. HOT POT PLASTIC 3 PIECES	EACH	LAH	1225.00	1225.00	1225.00	0.00	0.00	
		SKT	1000.00	1000.00	1000.00	0.00	0.00	
		KAR	975.00	975.00	975.00	0.00	0.00	
		PSH	930.00	930.00	1350.00	0.00	-31.11	
		QTA	1050.00	1050.00	1050.00	0.00	0.00	
3694005. THERMOS STARVAC 1 LTR.	EACH	LAH	525.00	525.00	450.00	0.00	16.67	
		GUJ	400.00	400.00	400.00	0.00	0.00	
		KAR	525.00	525.00	525.00	0.00	0.00	
		QTA	300.00	300.00	300.00	0.00	0.00	
<b>087 Glass sheets</b>								
3711401. PL. GLASS SHEET 3 MM ABOVE 1 SQ.M	SQ.MTR.	LAH	385.00	385.00	335.00	0.00	14.93	
		RAW	350.00	350.00	335.00	0.00	4.48	
		KAR	710.00	710.00	465.00	0.00	52.69	
		PSH	1306.00	1306.00	425.00	0.00	207.29	

Contd.

## 7.10 Intercity Wholesale Prices of Selected Commodities

Group/Commodity/Item Specification	Unit	City	Prices (Rs.)			% Change in Feb.,2017 Over	
			Feb.,2017	Jan., 2017	Feb.,2016	Jan., 2017	Feb.,2016
3711402. FIG.GLASS SHEET ABOVE 1 SQ.M	SQ.MTR.	LAH	315.00	315.00	247.50	0.00	27.27
		RAW	295.00	295.00	295.00	0.00	0.00
		KAR	850.00	850.00	745.00	0.00	14.09
		PSH	860.00	860.00	968.00	0.00	-11.16
<b>088 Other Glass Articles</b>							
3719101. JAR 4 LTR. LOCAL/FANCY/SILKY	DOZ.	RAW	975.00	975.00	887.50	0.00	9.86
		KAR	810.00	810.00	750.00	0.00	8.00
3719301. TUMBLER 200 ML. FANCY (OMROC)	DOZ.	RAW	465.00	465.00	310.00	0.00	50.00
		KAR	870.00	870.00	637.50	0.00	36.47
3719302. JUG DIAMOND 1.2 LTR. FANCY (OMROC)	DOZ.	LAH	1775.00	1775.00	1775.00	0.00	0.00
		RAW	1975.00	1625.00	1337.50	21.54	47.66
		KAR	2450.00	2450.00	2450.00	0.00	0.00
3719303. TEA CUP SAUCER WHITE	DOZ.	LAH	725.00	725.00	725.00	0.00	0.00
		RAW	1075.00	1075.00	887.50	0.00	21.13
		KAR	735.00	735.00	690.00	0.00	6.52
<b>089 Ceramics &amp; Sanitary Fixture</b>							
3721001. EUROPEAN W/C (02/03) STD WHITE	EACH	LAH	1600.00	1600.00	1600.00	0.00	0.00
		RAW	1225.00	1225.00	1225.00	0.00	0.00
		GJT	1400.00	1400.00	1400.00	0.00	0.00
		KAR	2125.00	2125.00	1600.00	0.00	32.81
		PSH	4100.00	4100.00	4100.00	0.00	0.00
3721002. EUROPEAN W.C. (02/03)STD COLOUR	EACH	LAH	1700.00	1700.00	1700.00	0.00	0.00
		RAW	1325.00	1325.00	1325.00	0.00	0.00
		GJT	1600.00	1600.00	1600.00	0.00	0.00
		KAR	2275.00	2275.00	1700.00	0.00	33.82
3721003. ASIAN W.C. WHITE 18/22"	EACH	LAH	1850.00	1850.00	1850.00	0.00	0.00
		RAW	1325.00	1325.00	1325.00	0.00	0.00
		GJT	1200.00	1200.00	1200.00	0.00	0.00
		KAR	1075.00	1075.00	1025.00	0.00	4.88
		PSH	1050.00	1050.00	1050.00	0.00	0.00
3721004. ASIAN W.C. WHITE 15/22"	EACH	LAH	1250.00	1250.00	1250.00	0.00	0.00
		RAW	1225.00	1225.00	1225.00	0.00	0.00
		GJT	1000.00	1000.00	1000.00	0.00	0.00
		KAR	1025.00	1025.00	1025.00	0.00	0.00
		PSH	910.00	910.00	910.00	0.00	0.00
3721005. ASIAN W.C. COLOURED 18/22"	EACH	LAH	1850.00	1850.00	1850.00	0.00	0.00
		RAW	1525.00	1525.00	1525.00	0.00	0.00
		GUJ	1800.00	1800.00	1800.00	0.00	0.00
		GJT	1450.00	1450.00	1450.00	0.00	0.00
		KAR	1125.00	1125.00	1075.00	0.00	4.65
3721006. ASIAN W.C. COLOURED 15/22"	EACH	PSH	980.00	980.00	980.00	0.00	0.00
		LAH	1350.00	1350.00	1350.00	0.00	0.00
		RAW	1325.00	1325.00	1325.00	0.00	0.00
		GUJ	1700.00	1700.00	1700.00	0.00	0.00
		GJT	1250.00	1250.00	1250.00	0.00	0.00
3721007. WASH BASIN 50 CM WHITE STD.	EACH	KAR	1025.00	1025.00	1025.00	0.00	0.00
		PSH	870.00	870.00	870.00	0.00	0.00
		LAH	1450.00	1450.00	1450.00	0.00	0.00
		RAW	1325.00	1325.00	1325.00	0.00	0.00
		GJT	1350.00	1350.00	1350.00	0.00	0.00
		KAR	1450.00	1450.00	1200.00	0.00	20.83
		PSH	1850.00	1850.00	1850.00	0.00	0.00

Contd.



## 7.10 Intercity Wholesale Prices of Selected Commodities

Group/Commodity/Item Specification	Unit	City	Prices (Rs.)			% Change in				
						Feb.,2017 Over				
			Feb.,2017	Jan., 2017	Feb.,2016	Jan., 2017	Feb.,2016			
3721008. WASH BASIN 50 CM LIGHT COLOUR	EACH	LAH	1450.00	1450.00	1450.00	0.00	0.00			
		RAW	1425.00	1425.00	1425.00	0.00	0.00			
		GJT	1150.00	1150.00	1150.00	0.00	0.00			
		KAR	1650.00	1650.00	1350.00	0.00	22.22			
		PSH	1750.00	1750.00	1750.00	0.00	0.00			
3721009. SINK STAINLESS STEEL(KIT.)MED.SIZE	EACH	LAH	1850.00	1850.00	1850.00	0.00	0.00			
		RAW	2525.00	2525.00	2475.00	0.00	2.02			
		GUJ	1400.00	1400.00	1400.00	0.00	0.00			
		KAR	1725.00	1725.00	1725.00	0.00	0.00			
		PSH	1700.00	1700.00	1700.00	0.00	0.00			
<b>090 Bricks, Blocks &amp; Tiles</b>										
3732001. BRICKS	1000	LAH	7650.00	7750.00	7750.00	-1.29	-1.29			
		RAW	9100.00	8350.00	7450.00	8.98	22.15			
		GJT	8000.00	8000.00	8000.00	0.00	0.00			
		KSR	7550.00	7650.00	7450.00	-1.31	1.34			
		HYD	4800.00	4800.00	4800.00	0.00	0.00			
		SKR	5000.00	5000.00	5000.00	0.00	0.00			
		PSH	8000.00	8000.00	8000.00	0.00	0.00			
		BNU	6275.00	6275.00	5875.00	0.00	6.81			
		QTA	6250.00	6250.00	6250.00	0.00	0.00			
		KAR	20500.00	20500.00	20500.00	0.00	0.00			
3732002. CEMENT BLOCKS	1000	KAR	20500.00	20500.00	20500.00	0.00	0.00			
		3732003. TILES PLAIN WHITE 8 X 10"	SQ.MTR	LAH	675.00	675.00	675.00	0.00	0.00	
				RAW	490.00	490.00	490.00	0.00	0.00	
				MUL	800.00	800.00	800.00	0.00	0.00	
3732004. TILES PLAIN COLOURED 8 X 10"	SQ.MTR	LAH	612.50	612.50	580.00	0.00	5.60			
		LAH	775.00	775.00	775.00	0.00	0.00			
		RAW	590.00	590.00	590.00	0.00	0.00			
		MUL	850.00	850.00	850.00	0.00	0.00			
		KAR	690.00	690.00	640.00	0.00	7.81			
		<b>091 Cement</b>								
		3744001. CEMENT JAVEDAN (EX-FACTORY)	MT.	KAR	8460.00	8460.00	8460.00	0.00	0.00	
				3744002. CEMENT WHITE	MT.	LAH	18350.00	18350.00	18350.00	0.00
RAW	20350.00	20350.00	19100.00			0.00	6.54			
KAR	18900.00	18900.00	18800.00			0.00	0.53			
3744003. SULP. RESISTING CEMENT(JAVEDAN)	MT.	SKR	18500.00	18500.00	20000.00	0.00	-7.50			
		KAR	9158.00	9158.00	9158.00	0.00	0.00			
3744004. D.G. CEMENT (EX-FACTORY)	MT	LAH	9735.00	9529.00	8893.00	2.16	9.47			
3744005. LUCKY CEMENT (EX-FACTORY)	MT	KAR	10900.00	11100.00	10110.00	-1.80	7.81			
3744006. FAUJI CEMENT(EX-FACTORY)	MT	RAW	9520.00	9400.00	8720.00	1.28	9.17			
<b>092 Bed Foam</b>										
3815001. BED FOAM	EACH	LAH	4300.00	4300.00	4300.00	0.00	0.00			
		RAW	4750.00	4750.00	4325.00	0.00	9.83			
		GUJ	3000.00	3000.00	3000.00	0.00	0.00			
		KAR	2900.00	2900.00	4300.00	0.00	-32.56			
		QTA	3200.00	3200.00	3200.00	0.00	0.00			
3815002. BED FOAM COMMANDER 6.5" X 6" X5"	EACH	LAH	6100.00	6100.00	6100.00	0.00	0.00			
		FAS	7550.00	8300.00	6900.00	-9.04	9.42			
		RAW	7250.00	7250.00	6325.00	0.00	14.62			
		GJT	7600.00	7600.00	7600.00	0.00	0.00			
		KAR	7000.00	7000.00	6400.00	0.00	9.38			
		HYD	7200.00	7200.00	5950.00	0.00	21.01			

Contd.

## 7.10 Intercity Wholesale Prices of Selected Commodities

Group/Commodity/Item Specification	Unit	City	Prices (Rs.)			% Change in		
			Feb.,2017	Jan., 2017	Feb.,2016	Feb.,2017 Over	Jan., 2017 Feb.,2016	
<b>093 Matches</b>								
3899801. MATCHES (70-75 STICKS) 10 BOXES	PACKET	LAH	9.60	9.60	9.60	0.00	0.00	
		RAW	9.40	9.40	9.40	0.00	0.00	
		KAR	15.00	15.00	15.00	0.00	0.00	
		SKR	18.00	18.00	15.00	0.00	20.00	
		PSH	16.20	16.20	18.00	0.00	-10.00	
<b>5. Metal Product, Machinery &amp; Equipment</b>								
<b>094 Pig Iron</b>								
4111101. PIG IRON	MT.	KAR	40000.00	40000.00	40000.00	0.00	0.00	
<b>095 Steel Bar &amp; Sheets</b>								
4126101. M.S. ROUND BAR 1/4"	MT.	LAH	69000.00	69000.00	67500.00	0.00	2.22	
		RAW	68750.00	67750.00	62750.00	1.48	9.56	
		KAR	70000.00	72000.00	60500.00	-2.78	15.70	
		HYD	70000.00	68000.00	61000.00	2.94	14.75	
		PSH	65000.00	65000.00	60000.00	0.00	8.33	
		QTA	70000.00	67000.00	64000.00	4.48	9.38	
4126102. M.S. ROUND BAR 3/8"	MT.	LAH	69500.00	69500.00	68000.00	0.00	2.21	
		RAW	68750.00	67750.00	62750.00	1.48	9.56	
		KAR	70000.00	72000.00	61000.00	-2.78	14.75	
		HYD	70000.00	68000.00	61000.00	2.94	14.75	
		PSH	67000.00	67000.00	65000.00	0.00	3.08	
		QTA	74000.00	71000.00	68000.00	4.23	8.82	
4126103. M.S.ROUND BAR 1/2"	MT.	LAH	69250.00	69250.00	66000.00	0.00	4.92	
		RAW	69250.00	68250.00	63250.00	1.47	9.49	
		KAR	70000.00	72000.00	60200.00	-2.78	16.28	
		HYD	70000.00	68000.00	61000.00	2.94	14.75	
		PSH	63900.00	64900.00	57900.00	-1.54	10.36	
		QTA	73000.00	70000.00	67000.00	4.29	8.96	
4126104. M.S. ROUND BAR 1"	MT.	LAH	69200.00	69200.00	68000.00	0.00	1.76	
		RAW	69250.00	68250.00	63250.00	1.47	9.49	
		KAR	70000.00	72000.00	62000.00	-2.78	12.90	
		PSH	68000.00	68000.00	65000.00	0.00	4.62	
4126105. M.S.RIBBED BAR 1/2" TO 1"	MT.	LAH	70200.00	70200.00	69750.00	0.00	0.65	
		RAW	68250.00	67250.00	62250.00	1.49	9.64	
		KAR	70000.00	72000.00	72500.00	-2.78	-3.45	
4126106. M.S.RIBBED BAR 3/8"	MT.	LAH	70200.00	70200.00	69750.00	0.00	0.65	
		RAW	67250.00	66250.00	61250.00	1.51	9.80	
		KAR	71500.00	73000.00	72500.00	-2.05	-1.38	
4126107. G.P.SHEET CUTTING JAPAN 24-30 BG	MT.	LAH	105000.00	105000.00	120000.00	0.00	-12.50	
		RAW	88250.00	87750.00	81500.00	0.57	8.28	
		KAR	88600.00	88600.00	86800.00	0.00	2.07	
		PSH	90000.00	90000.00	90000.00	0.00	0.00	
4126108. G.S.SHEET 24 G.GALV.	MT.	LAH	115000.00	115000.00	130000.00	0.00	-11.54	
		RAW	88250.00	87750.00	81500.00	0.57	8.28	
		KAR	89200.00	89200.00	89400.00	0.00	-0.22	
		PSH	90000.00	90000.00	90000.00	0.00	0.00	
<b>096 Pipe Fittings</b>								
4129201. TEE 1/2"	DOZ.	LAH	425.00	425.00	425.00	0.00	0.00	
		RAW	387.50	387.50	387.50	0.00	0.00	
		KAR	384.00	384.00	384.00	0.00	0.00	
		QTA	360.00	360.00	180.00	0.00	100.00	

Contd.

## 7.10 Intercity Wholesale Prices of Selected Commodities

Group/Commodity/Item Specification	Unit	City	Prices (Rs.)			% Change in Feb.,2017 Over		
			Feb.,2017	Jan., 2017	Feb.,2016	Jan., 2017	Feb.,2016	
4129202. TEE 3/4"	DOZ.	LAH	530.00	530.00	490.00	0.00	8.16	
		RAW	512.50	512.50	512.50	0.00	0.00	
		KAR	558.00	558.00	558.00	0.00	0.00	
		QTA	360.00	360.00	360.00	0.00	0.00	
4129203. SOCKET 1/2"	DOZ.	LAH	275.00	275.00	275.00	0.00	0.00	
		RAW	337.50	337.50	337.50	0.00	0.00	
		KAR	246.00	246.00	246.00	0.00	0.00	
		QTA	240.00	240.00	120.00	0.00	100.00	
4129204. SOCKET 3/4"	DOZ.	LAH	365.00	365.00	365.00	0.00	0.00	
		RAW	412.50	412.50	412.50	0.00	0.00	
		KAR	290.00	290.00	290.00	0.00	0.00	
		QTA	360.00	360.00	165.00	0.00	118.18	
4129205. UNION 1/2"	DOZ.	LAH	730.00	730.00	690.00	0.00	5.80	
		RAW	712.50	712.50	712.50	0.00	0.00	
		KAR	812.00	812.00	812.00	0.00	0.00	
		QTA	720.00	720.00	360.00	0.00	100.00	
4129206. UNION 3/4"	DOZ.	LAH	835.00	835.00	785.00	0.00	6.37	
		RAW	787.50	787.50	787.50	0.00	0.00	
		KAR	1032.50	1032.50	1032.50	0.00	0.00	
		QTA	470.00	470.00	470.00	0.00	0.00	
4129207. BAND 1/2"	DOZ.	LAH	470.00	470.00	470.00	0.00	0.00	
		RAW	687.50	687.50	687.50	0.00	0.00	
		KAR	641.00	641.00	641.00	0.00	0.00	
		QTA	480.00	480.00	300.00	0.00	60.00	
4129208. BAND 3/4"	DOZ.	LAH	590.00	590.00	590.00	0.00	0.00	
		RAW	712.50	712.50	712.50	0.00	0.00	
		KAR	981.00	981.00	981.00	0.00	0.00	
		QTA	480.00	480.00	480.00	0.00	0.00	
4129209. ELBOW GALV CHINA 1/2"	DOZ.	LAH	310.00	310.00	310.00	0.00	0.00	
		RAW	412.50	412.50	412.50	0.00	0.00	
		KAR	265.00	265.00	265.00	0.00	0.00	
		QTA	300.00	300.00	165.00	0.00	81.82	
4129210. ELBOW GALV CHINA 3/4"	DOZ.	LAH	380.00	380.00	380.00	0.00	0.00	
		RAW	462.50	462.50	462.50	0.00	0.00	
		KAR	381.00	381.00	381.00	0.00	0.00	
		QTA	420.00	420.00	192.00	0.00	118.75	
<b>097 Steel Products</b>								
4291201. STAINLESS STEEL DEGCHI MED. SIZE	EACH	LAH	600.00	600.00	600.00	0.00	0.00	
		GJT	450.00	450.00	455.00	0.00	-1.10	
		KAR	625.00	625.00	625.00	0.00	0.00	
4291202. STAINLESS STEEL TABLE SPOON SUP.	EACH	LAH	350.00	350.00	350.00	0.00	0.00	
		GJT	175.00	175.00	175.00	0.00	0.00	
		KAR	260.00	260.00	260.00	0.00	0.00	
4291203. STAINLESS STEEL PLATE LIGHT	DOZ.	LAH	700.00	700.00	700.00	0.00	0.00	
		GJT	500.00	500.00	500.00	0.00	0.00	
		KAR	780.00	780.00	780.00	0.00	0.00	
4291204. PRESSURE COOKER 4 LTR.	EACH	LAH	1380.00	1380.00	1380.00	0.00	0.00	
		GUJ	1100.00	1100.00	1025.00	0.00	7.32	
		SKT	1200.00	1200.00	1200.00	0.00	0.00	
		KAR	1625.00	1625.00	1625.00	0.00	0.00	
4291401. NEW TREET BLADE ORDINARY	1000	RAW	2575.00	2575.00	2575.00	0.00	0.00	
		KAR	2900.00	2900.00	2900.00	0.00	0.00	

Contd.

## 7.10 Intercity Wholesale Prices of Selected Commodities

Group/Commodity/Item Specification	Unit	City	Prices (Rs.)			% Change in Feb.,2017 Over	
			Feb.,2017	Jan., 2017	Feb.,2016	Jan., 2017	Feb.,2016
4291402. TREET SAFETY RAZOR	DOZ.	LAH	1180.00	1180.00	180.00	0.00	555.56
		KAR	1300.00	1300.00	1185.00	0.00	9.70
4291403. GILLET SAFETY RAZOR	DOZ.	LAH	430.00	430.00	430.00	0.00	0.00
		RAW	427.50	427.50	427.50	0.00	0.00
		KAR	420.00	420.00	370.00	0.00	13.51
<b>098 Engines &amp; Motors</b>							
4321901. HOLLOW S.MOTOR 326 UP-4.40 HP 46	EACH	LAH	155000.00	155000.00	144750.00	0.00	7.08
<b>099 Vacuum Pumps</b>							
4323001. MULTISTAGE C.PUMPS(PCM 80-3 15 H)	EACH	LAH	83000.00	83000.00	77500.00	0.00	7.10
4323002. MULTISTAGE C.PUMPS PCM 80-5 25 H)	EACH	LAH	117000.00	117000.00	109000.00	0.00	7.34
<b>100 Air Conditioners</b>							
4391201. PEL AIR CONDITONER 1.5 TON	EACH	LAH	39000.00	39000.00	38000.00	0.00	2.63
		RAW	36250.00	36250.00	36250.00	0.00	0.00
		KAR	40500.00	40500.00	42000.00	0.00	-3.57
4391202. WAVES AIR CONDITIONER 1.5 TON.	EACH	LAH	44000.00	44000.00	44000.00	0.00	0.00
		RAW	37750.00	37750.00	37750.00	0.00	0.00
		GJT	45000.00	45000.00	45000.00	0.00	0.00
		KAR	40000.00	40000.00	41000.00	0.00	-2.44
		HYD	41900.00	41900.00	41900.00	0.00	0.00
		QTA	41500.00	41500.00	39200.00	0.00	5.87
<b>101 Cultivators</b>							
4411201. CULTIVATOR (ORDINARY) 9 TIMES	EACH	GUJ	38000.00	38000.00	45000.00	0.00	-15.56
4411202. CULTIVATOR (SPECIAL) 11 TIMES	EACH	GUJ	50000.00	50000.00	55000.00	0.00	-9.09
<b>102 Chuff Cutter</b>							
4412301. CHUFF CUTTER	EACH	FAS	7200.00	7200.00	7000.00	0.00	2.86
<b>103 Tractors</b>							
4414101. TRACTOR MF-240	EACH	LAH	716625.00	716625.00	725450.00	0.00	-1.22
4414102. TRACTOR MF-385	EACH	LAH	1126860.00	1126860.00	1160500.00	0.00	-2.90
<b>104 Lathe Machines</b>							
4421301. LATHE MACHINE 3' (PAK MADINA)	EACH	LAH	94750.00	94750.00	72500.00	0.00	30.69
4421302. LATHE MACHINE 4.5' (PAK MADINA)	EACH	LAH	101750.00	101750.00	100000.00	0.00	1.75
4421303. LATHE MACHINE 6.5' (PAK MADINA)	EACH	LAH	122750.00	122750.00	119000.00	0.00	3.15
4421304. LATHE MACHINE 10' (PAK MADINA)	EACH	LAH	260000.00	260000.00	222500.00	0.00	16.85
<b>105 Concrete Mixture</b>							
4444001. CONC.MIXER 7 NTR. 12HP. STAR.ENG	EACH	LAH	140000.00	140000.00	140000.00	0.00	0.00
4444002. CONC.MIXER 17 NTR. 24HP. STAR.ENG	EACH	LAH	210000.00	210000.00	210000.00	0.00	0.00
<b>106 Fridge,WashM,SewM,Fans,Iron</b>							
4481101. DAWLANCE 10 CFT. DOUBLE DOOR	EACH	LAH	28000.00	28000.00	28000.00	0.00	0.00
		RAW	25825.00	25825.00	23750.00	0.00	8.74
		KAR	32000.00	32000.00	31100.00	0.00	2.89
4481201. WASHING MACHINE NAT. PAK S.F.	EACH	LAH	7000.00	7000.00	7000.00	0.00	0.00
		GUJ	5000.00	5000.00	5550.00	0.00	-9.91
		KAR	5450.00	5450.00	5000.00	0.00	9.00
		QTA	5550.00	5550.00	5550.00	0.00	0.00
4481202. WASHING MACHINE SINGER S.F.	EACH	LAH	10200.00	10200.00	9500.00	0.00	7.37
		RAW	9900.00	9900.00	9550.00	0.00	3.66
		KAR	12000.00	12000.00	10600.00	0.00	13.21
4481203. WASHING MACHINE DAWLANCE	EACH	LAH	9500.00	9500.00	9500.00	0.00	0.00
		FAS	8700.00	8700.00	8700.00	0.00	0.00
		GUJ	9400.00	9400.00	9400.00	0.00	0.00
		GJT	9400.00	9400.00	9400.00	0.00	0.00
		KAR	6200.00	6200.00	5400.00	0.00	14.81
		HYD	9000.00	9000.00	9000.00	0.00	0.00

Contd.

## 7.10 Intercity Wholesale Prices of Selected Commodities

Group/Commodity/Item Specification	Unit	City	Prices (Rs.)			% Change in	
						Feb.,2017 Over	
			Feb.,2017	Jan., 2017	Feb.,2016	Jan., 2017	Feb.,2016
4481204. WASHING MACHINE SUPER ASIA	EACH	LAH	9000.00	9000.00	9000.00	0.00	0.00
		FAS	8800.00	8800.00	8800.00	0.00	0.00
		KAR	5800.00	5800.00	5000.00	0.00	16.00
4481401. SEWING MACHINE SINGER B.B. H.O	EACH	HYD	6500.00	6500.00	6500.00	0.00	0.00
		LAH	6700.00	6700.00	5900.00	0.00	13.56
		KAR	6350.00	6350.00	6200.00	0.00	2.42
4481402. SINGER ZIG ZAG MACHINE	EACH	LAH	14500.00	14500.00	13700.00	0.00	5.84
		KAR	11900.00	11900.00	11900.00	0.00	0.00
4481403. SEWING MACHINE SALIKA	EACH	LAH	4500.00	4500.00	4500.00	0.00	0.00
		KAR	6200.00	6200.00	5600.00	0.00	10.71
4481501. CEILING FAN MILLAT 48"	EACH	LAH	2300.00	2300.00	2300.00	0.00	0.00
		KAR	2600.00	2600.00	2400.00	0.00	8.33
4481502. CEILING FAN PAK 48"	EACH	LAH	2200.00	2200.00	2200.00	0.00	0.00
		GUJ	2400.00	2400.00	2400.00	0.00	0.00
		KAR	2800.00	2800.00	2400.00	0.00	16.67
4481503. CEILING FAN NATIONAL 56"	EACH	LAH	2200.00	2200.00	2200.00	0.00	0.00
		GUJ	2150.00	2150.00	2150.00	0.00	0.00
		GJT	2300.00	2300.00	2300.00	0.00	0.00
		KAR	2550.00	2550.00	2300.00	0.00	10.87
4481504. CEILING FAN YOUNIS 56"	EACH	HYD	2200.00	2200.00	2200.00	0.00	0.00
		LAH	2300.00	2300.00	2300.00	0.00	0.00
		FAS	2500.00	2500.00	2350.00	0.00	6.38
		GUJ	2350.00	2350.00	2350.00	0.00	0.00
		KAR	2650.00	2650.00	2400.00	0.00	10.42
4481505. PADESTAL FAN MILLAT 20"	EACH	PSH	2550.00	2550.00	2650.00	0.00	-3.77
		QTA	2750.00	2750.00	2750.00	0.00	0.00
		KAR	3600.00	3600.00	3200.00	0.00	12.50
		LAH	3500.00	3500.00	3500.00	0.00	0.00
4481506. PADESTAL FAN PAK 20"	EACH	GJT	3800.00	3800.00	3800.00	0.00	0.00
		KAR	3600.00	3600.00	3200.00	0.00	12.50
		PSH	3800.00	3800.00	3800.00	0.00	0.00
4481507. EXHAUST FAN CLIMAX 12"	EACH	LAH	1600.00	1600.00	1600.00	0.00	0.00
		GUJ	1400.00	1400.00	1400.00	0.00	0.00
4481508. EXHAUST FAN MILLAT 12"	EACH	KAR	1800.00	1800.00	1600.00	0.00	12.50
4481509. EXHAUST FAN PAK. NATIONAL 12"	EACH	LAH	1500.00	1500.00	1500.00	0.00	0.00
		GUJ	1350.00	1350.00	1350.00	0.00	0.00
		GJT	1800.00	1800.00	1800.00	0.00	0.00
		KAR	1700.00	1700.00	1600.00	0.00	6.25
4481601. IRON NATIONAL PAK AUTOMATIC	EACH	LAH	500.00	500.00	500.00	0.00	0.00
		GUJ	850.00	850.00	850.00	0.00	0.00
		KAR	525.00	525.00	525.00	0.00	0.00
		PSH	800.00	800.00	800.00	0.00	0.00
4481602. IRON PHILIPS HD 1120/R	EACH	LAH	1250.00	1250.00	1250.00	0.00	0.00
		GUJ	2080.00	2080.00	2080.00	0.00	0.00
		KAR	1360.00	1360.00	1360.00	0.00	0.00
<b>107 Electric Wires</b>							
4634001. FLEXIBLE WIRE 2999-14 0076	90 MTR.	LAH	775.00	775.00	575.00	0.00	34.78
		MUL	1100.00	1100.00	1100.00	0.00	0.00
		KAR	1070.00	1070.00	990.00	0.00	8.08
		PSH	800.00	800.00	800.00	0.00	0.00
		QTA	505.00	505.00	505.00	0.00	0.00
4634002. PVC WIRE SINGLE CORE	90 MTR.	LAH	925.00	925.00	925.00	0.00	0.00
		MUL	1280.00	1280.00	1280.00	0.00	0.00
		KAR	1070.00	1070.00	990.00	0.00	8.08
		PSH	900.00	900.00	900.00	0.00	0.00
		QTA	600.00	600.00	600.00	0.00	0.00
<b>108 Lighting Equipments</b>							
4653101. PHILIPS TL. LAMP 40 W.	EACH	GUJ	92.00	92.00	92.00	0.00	0.00
		GJT	92.00	92.00	96.00	0.00	-4.17
		KAR	105.00	105.00	85.00	0.00	23.53
		PSH	97.50	97.50	97.50	0.00	0.00
		QTA	90.00	90.00	90.00	0.00	0.00
4653102. PHILIPS ELECTRIC BULB 100W(GLS)	100 BUL	LAH	2500.00	2500.00	2000.00	0.00	25.00

Contd.

## 7.10 Intercity Wholesale Prices of Selected Commodities

Group/Commodity/Item Specification	Unit	City	Prices (Rs.)			% Change in		
						Feb.,2017 Over		
			Feb.,2017	Jan., 2017	Feb.,2016	Jan., 2017	Feb.,2016	
		RAW	2950.00	2950.00	2950.00	0.00	0.00	
		KAR	2800.00	2800.00	2800.00	0.00	0.00	
		PSH	2700.00	2700.00	2900.00	0.00	-6.90	
4653103.	PHILIPS ENERGY SAVER 14 W (GLS)	EACH	LAH	145.00	145.00	150.00	0.00	-3.33
			RAW	139.00	139.00	139.00	0.00	0.00
			KAR	155.00	155.00	155.00	0.00	0.00
			PSH	170.00	170.00	170.00	0.00	0.00
			QTA	172.00	172.00	172.00	0.00	0.00
<b>109 Radio &amp; Television</b>								
4731201.	RADIO 3-5 BAND (CHINA BRAND)	EACH	LAH	175.00	175.00	175.00	0.00	0.00
			RAW	287.50	287.50	287.50	0.00	0.00
			KAR	425.00	425.00	325.00	0.00	30.77
4731301.	PHILIPS COLOUR TV. 14"	EACH	LAH	8150.00	8150.00	8150.00	0.00	0.00
			RAW	8250.00	8250.00	8250.00	0.00	0.00
			KAR	8400.00	8400.00	8400.00	0.00	0.00
4731302.	L.G.COLOUR TV. 14"	EACH	LAH	8100.00	8100.00	8100.00	0.00	0.00
			RAW	7900.00	7900.00	7900.00	0.00	0.00
			KAR	8150.00	8150.00	8150.00	0.00	0.00
4731303.	SONY COLOUR TV 14"	EACH	LAH	13000.00	13000.00	13000.00	0.00	0.00
			RAW	10250.00	10250.00	10250.00	0.00	0.00
			KAR	8000.00	8000.00	8000.00	0.00	0.00
4731304.	PANASONIC COLOUR TV 14"	EACH	RAW	9250.00	9250.00	9250.00	0.00	0.00
			KAR	7750.00	7750.00	7750.00	0.00	0.00
4731305.	PHILIPS COLOUR TV. 20"	EACH	LAH	11000.00	11000.00	11000.00	0.00	0.00
			RAW	13900.00	13900.00	13900.00	0.00	0.00
			KAR	12750.00	12750.00	12750.00	0.00	0.00
4731306.	L.G.COLOUR TV. 20"	EACH	LAH	13400.00	13400.00	13400.00	0.00	0.00
			RAW	12250.00	12250.00	12250.00	0.00	0.00
			KAR	13000.00	13000.00	13000.00	0.00	0.00
4731307.	L.G. COLOUR TV. 21"	EACH	LAH	14700.00	14700.00	14700.00	0.00	0.00
			RAW	12250.00	12250.00	12250.00	0.00	0.00
			KAR	16100.00	16100.00	16100.00	0.00	0.00
4731308.	SONY COLOUR TV 20"	EACH	LAH	18800.00	18800.00	18800.00	0.00	0.00
			RAW	17100.00	17100.00	17100.00	0.00	0.00
			KAR	17200.00	17200.00	17200.00	0.00	0.00
<b>110 Motor Vehicles</b>								
4911301.	CAR SUZUKI MEHRAN 800CC SB308R VX	EACH	KAR	650000.00	650000.00	630000.00	0.00	3.17
4911302.	SUZUKI CULTUS 1000CC SF410 VXR M PE	EACH	KAR	1124000.00	1124000.00	1044000.00	0.00	7.66
4911303.	SUZUKI RAVI 800 CC PICKUP(ST 308R)	EACH	KAR	667000.00	667000.00	642000.00	0.00	3.89
4911304.	CAR TOYOTA 1300 CC XLI	EACH	KAR	1639000.00	1639000.00	1639000.00	0.00	0.00
4911305.	CAR HONDA CIVIC 1800CC(ivTEC MANUAL)	EACH	LAH	2039000.00	2039000.00	2039000.00	0.00	0.00
4911306.	ISUZU BUS CHASIS MT 112 K	EACH	KAR	3325000.00	3325000.00	3325000.00	0.00	0.00
4911401.	ISUZU TRUCK CHASIS FTR 12 K	EACH	KAR	3850000.00	3850000.00	3850000.00	0.00	0.00
<b>111 Motorcycles</b>								
4991201.	MOTOR CYCLE YB-100ROYAL YAMAHA	EACH	KAR	75375.00	75375.00	75375.00	0.00	0.00
4991202.	MOTOR CYCLE CD-70 HONDA	EACH	KAR	63500.00	63500.00	63500.00	0.00	0.00
4991203.	MOTOR CYCLE PAK HERO 70 CC.	EACH	LAH	42000.00	42000.00	42000.00	0.00	0.00
			MUL	42000.00	42000.00	42000.00	0.00	0.00
			KAR	46000.00	46000.00	46000.00	0.00	0.00
4991204.	MOTOR CYCLE SUPER ASIA 70 CC.	EACH	LAH	42500.00	42500.00	42500.00	0.00	0.00
			MUL	45000.00	45000.00	45000.00	0.00	0.00
			KAR	42500.00	42500.00	42500.00	0.00	0.00
			HYD	42000.00	42000.00	42000.00	0.00	0.00
4991205.	MOTOR CYCLE SUZUKI STD 110CC.	EACH	KAR	71300.00	71300.00	71300.00	0.00	0.00
<b>112 Bicycles</b>								
4992101.	BICYCLE PECO FOR GENTS POPULAR	EACH	LAH	5000.00	5000.00	5000.00	0.00	0.00
4992102.	BICYCLE PECO FOR BMX SHAHEEN	EACH	LAH	3500.00	3500.00	3500.00	0.00	0.00
4992103.	BICYCLE SOHRAB SUPER	EACH	LAH	6450.00	6450.00	6450.00	0.00	0.00
			KAR	6900.00	6900.00	6450.00	0.00	6.98
4992104.	BICYCLE SOHRAB VIP STUDENT	EACH	LAH	6300.00	6300.00	6300.00	0.00	0.00
			KAR	5900.00	5900.00	5700.00	0.00	3.51

### 7.11 Intercity Consumer Prices February, 2017

Description	Unit	Rawalpindi	Islamabad	Attock	Jhelum	Lahore	Sahiwal	Gujranwala
WHEAT	10 KG.	365.00	365.00	347.50	355.00	356.25	346.88	360.00
WHEAT FLOUR FINE/SUPERIOR.	KG.	55.92	57.75	42.50	48.00	50.00	43.50	42.00
WHEAT FLOUR AVG. QLTY	KG.	38.42	38.97	36.75	38.11	38.00	36.38	40.00
WHEAT FLOUR BAG	10 KG.	384.17	389.69	367.50	381.13	380.00	363.75	380.00
MAIDA	KG.	56.50	58.75	50.00	60.00	56.25	50.00	50.00
SUJI	KG.	57.42	59.25	50.00	60.00	60.00	50.00	50.00
BESAN AV. QLTY.	KG.	157.92	165.00	162.50	142.50	163.93	130.00	120.00
RICE BASMATI SUP. QLTY.	KG.	149.17	154.38	137.50	125.00	125.36	105.00	100.00
RICE BASMATI 385/386	KG.	132.08	138.75	95.00	105.00	92.86	62.50	50.00
RICE BASMATI BROKEN AV.QLTY	KG.	78.13	85.00	67.50	75.00	67.86	75.00	50.00
RICE IRRI-6 (SINDH/PUNJAB)	KG.	52.71	60.00	55.00	60.00	57.00	50.00	50.00
VERMICELLI	KG.	97.92	99.38	92.50	80.00	101.61	70.00	77.50
BREAD PLAIN MEDIUM SIZE	EACH	40.00	40.00	40.00	37.50	40.00	45.00	40.00
RUSK (PAPAY)	KG.	255.83	277.50	170.00	235.00	205.00	235.00	160.00
BISCUITS-PACKED	PKT	40.00	40.00	40.00	40.00	35.00	35.00	35.00
BISCUIT-BAKERY (LOOSE)	250 GM	109.17	120.00	77.50	100.00	92.50	110.00	110.00
CORNFLAKS FAUJI 225 GM.	PKT	189.00	189.00	189.00	189.00	193.50	180.00	216.00
SAMOSA (VEGATABLE)	EACH	15.00	15.63	15.00	12.50	16.96	15.00	15.00
PASTRY AV.QLTY.	EACH	32.92	33.44	37.50	32.50	30.18	30.00	35.00
PATTIES (VEGATABLES)	EACH	27.50	28.75	21.00	27.50	31.96	30.00	20.00
NIMCO	250 GM	82.50	86.88	67.50	70.00	68.93	90.00	50.00
CHIPS	250 GM	93.33	95.00	78.75	82.50	77.32	90.00	65.00
BEEF WITH BONE AV.QLTY.	KG	337.50	338.75	300.00	308.75	344.29	280.00	300.00
MUTTON AV.QLTY.	KG	756.67	762.50	675.00	650.00	805.36	630.00	650.00
CHICKEN FARM BROILER (LIVE)	KG	135.42	147.56	140.00	137.50	132.00	124.00	120.00
FISH-RAHU MEDIUM SIZE	KG	265.83	308.75	275.00	265.00	289.29	245.00	290.00
MILK FRESH (UNBOILED)	LTR.	96.25	99.38	81.25	75.00	77.21	70.00	80.00
CURD	KG.	107.92	113.13	87.50	80.00	83.04	80.00	90.00
MILK TETRA PACK 1/2 LTR.	PKT.	60.00	60.00	60.00	60.00	60.00	60.00	60.00
LACTOGEN 400 GRAMS	PKT.	440.00	440.00	440.00	440.00	440.00	445.00	430.00
POWDER MILK NIDO 400GM.	PKT	389.74	389.74	389.74	389.74	389.74	389.74	389.74
MILK POWDER LOOSE/PACKED	KG.	551.67	585.00	535.00	500.00	504.29	447.50	350.00
BUTTER LOCAL PACKED	50 GM.	25.00	25.00	25.00	50.00	32.00	25.00	35.00
EGGS FARM	DOZ	103.50	111.63	109.00	122.50	102.00	110.00	102.00
MUSTARD OIL AV.QLTY.	KG.	220.00	240.00	245.00	205.00	183.93	162.50	150.00
COOKING OIL (DALDA)	2.5LTR	465.00	465.00	465.00	465.00	465.00	454.00	467.00
COOKING OIL (PAKWAN) OTHER BRAND SPECIFY	2.5 LTR	364.17	372.50	355.00	387.50	420.00	391.25	420.00
VEGETABLE GHEE TIN	2.5KG.	460.00	460.00	460.00	460.00	460.00	460.00	460.00
VEGETABLE GHEE (LOOSE)	KG.	146.67	151.25	145.50	145.00	145.14	175.00	148.00
DATES AV.QLTY.	KG.	220.83	233.75	210.00	200.00	187.86	165.00	190.00
PISTACHIO AV.QLTY.	50 GM.	132.08	139.38	122.50	125.00	107.86	140.00	100.00
ALMONDS WHOLE AV.QLTY.	KG.	676.67	702.50	675.00	612.50	657.86	675.00	525.00
COCONUT DRY AV.QLTY.	KG.	323.33	362.50	335.00	335.00	315.18	290.00	270.00
RAISINS AV.QLTY.	50 GM.	24.67	26.75	23.50	22.50	31.93	18.00	20.00
GROUNDNUTS (WITH SHELL)	KG.	240.83	245.00	210.00	260.00	242.50	222.50	240.00
MALTA/MOSAMBI	DOZ	168.33	185.00	155.00	135.00	147.86	115.00	140.00
KINNU	DOZ	127.50	167.50	135.00	105.00	117.86	115.00	95.00
APPLE	KG	126.25	147.50	125.00	95.00	156.07	125.00	120.00
ALOO BUKHARA	KG	0.00	0.00	0.00	0.00	0.00	0.00	0.00
POMEGRANATE (ANNAR)	KG	265.00	296.25	245.00	225.00	370.71	190.00	200.00
GRAPES	KG	0.00	0.00	0.00	0.00	0.00	0.00	0.00
BANANAS	DOZ	110.83	143.75	90.00	75.00	101.43	55.00	67.50
MANGO KALMI	KG	0.00	0.00	0.00	0.00	0.00	0.00	0.00
GUAVA	KG	100.00	142.50	75.00	95.00	85.36	65.00	60.00
WATERMELON (TURBOOZ)	KG	0.00	0.00	0.00	0.00	0.00	0.00	0.00
MUSKMELON (KHARBOOZA)	KG	0.00	0.00	0.00	0.00	0.00	0.00	0.00
SWEETMELON (GARMA)	KG	0.00	0.00	0.00	0.00	0.00	0.00	0.00
PULSE MASOOR (WHOLE)	KG.	142.92	152.50	132.50	135.00	142.86	122.50	130.00
PULSE MASOOR (WASHED)	KG.	147.92	153.75	142.50	142.50	147.86	137.50	140.00
PULSE MOONG (WASHED)	KG.	130.83	153.13	118.75	135.00	142.86	115.00	120.00
PULSE MASH (WASHED)	KG.	195.00	211.25	192.50	240.00	233.93	190.00	210.00
PULSE GRAM	KG.	145.83	159.38	155.00	140.00	144.11	126.25	120.00

Contd.

### 7.11 Intercity Consumer Prices February, 2017

Description	Unit	Rawalpindi	Islamabad	Attock	Jhelum	Lahore	Sahiwal	Gujranwala
GRAM WHOLE BLACK AV QLTY.	KG.	150.42	162.50	155.00	135.00	138.93	122.50	110.00
GRAM WHOLE YELLOW AV.QLTY	KG.	180.83	186.88	192.50	195.00	177.86	163.75	160.00
BEANS (LAL LOBIA)	KG.	147.50	156.25	142.50	160.00	143.75	155.00	120.00
POTATOES	KG	32.92	42.50	22.50	27.50	23.93	22.50	20.00
ONION	KG	39.58	46.25	30.00	30.00	34.82	22.50	32.50
TURNIP	KG	38.75	46.88	20.00	27.50	20.71	22.50	20.00
RADISH	KG	35.42	36.88	20.00	27.50	20.14	13.50	15.00
TOMATOES	KG	44.58	55.00	40.00	50.00	48.57	37.50	40.00
CABBAGE	KG	53.33	57.50	42.50	36.25	33.93	45.00	30.00
CAULIFLOWER	KG	37.08	42.50	30.00	26.25	27.86	22.50	25.00
BRINJAL	KG	0.00	0.00	0.00	0.00	0.00	0.00	0.00
PUMPKIN	KG	0.00	0.00	0.00	0.00	0.00	0.00	0.00
BOTTLEGOURD	KG	0.00	0.00	0.00	0.00	0.00	0.00	0.00
LADY FINGER	KG	0.00	0.00	0.00	0.00	0.00	0.00	0.00
PEAS	KG	70.00	76.88	75.00	55.00	53.93	42.50	50.00
SPINACH	KG	27.50	29.38	12.50	17.50	27.86	11.00	17.50
TINDA	KG	0.00	0.00	0.00	0.00	0.00	0.00	0.00
TURAI	KG	0.00	0.00	0.00	0.00	0.00	0.00	0.00
KARAILA	KG	0.00	0.00	0.00	0.00	0.00	0.00	0.00
ARVI	KG	0.00	0.00	0.00	0.00	0.00	0.00	0.00
CHILLIES GREEN	KG	92.50	127.50	75.00	95.00	65.36	55.00	70.00
CARROT	KG	35.83	48.75	30.00	27.50	23.21	17.50	20.00
CUCUMBER (KHEERA)	KG	44.17	53.75	60.00	50.00	43.93	22.50	40.00
LEMON	250GM	80.00	85.00	20.00	55.00	21.07	20.00	20.00
SUGAR REFINED	KG.	66.08	68.00	62.50	66.00	64.64	62.00	63.50
GUR AV.QLTY	KG.	98.33	110.00	100.00	100.00	104.82	72.50	80.00
HONEY LANGANESE 500 GM.	BOTTLE	924.58	937.50	910.00	945.00	950.00	855.00	840.00
MILO 200 GM.	BOTTLE	215.00	215.00	215.00	222.50	216.00	220.00	166.67
CUSTARD POWDER RAFHAN 300 GM.	PKT	80.00	80.00	80.00	80.00	80.00	80.00	80.00
TOFFEE (HILAL)	EACH	2.00	2.00	2.00	2.00	2.00	1.50	1.00
CHOWKELATE CANDY (SMALL SIZE)	EACH	5.00	5.00	5.00	5.00	5.00	5.00	5.00
SWEETMEAT (MIXED)	KG	398.75	425.00	320.00	370.00	310.00	377.50	360.00
ICE CREAM WALLS	CUP.	40.00	40.00	40.00	40.00	45.00	45.00	40.00
ICE	KG	17.50	17.50	10.00	15.00	15.00	10.00	5.00
JAM AHMED/MITCHELLES	BOTTLE	140.00	140.00	140.00	140.00	140.00	140.00	125.00
SQUASH-MITCHELLES	BOTTLE	167.50	167.50	167.50	165.00	150.00	160.00	150.00
ROOH AFZA	BOTTLE	170.00	170.00	170.00	170.00	160.00	160.00	160.00
JAM-E-SHIREEN	BOTTLE	180.00	180.00	180.00	180.00	170.00	170.00	170.00
SAUNF	50 GM	21.17	21.25	19.00	20.00	20.00	18.00	20.00
CINAMON LOOSE AV. QLTY	50 GM.	24.75	25.00	24.50	37.50	26.71	30.00	25.00
CUMINSEED WHITE NATIONAL	50 GM.	52.00	52.00	52.00	52.00	56.00	52.00	52.00
PEPPER BLACK NATIONAL	50 GM.	110.00	110.00	100.00	110.00	110.00	110.00	110.00
CLOVES LOOSE AV.QLTY	50 GM.	91.25	93.75	105.00	95.00	89.29	100.00	100.00
CARDAMOM LARGE LOOSE AV.QLTY	50 GM.	177.50	180.00	175.00	195.00	170.36	150.00	95.00
CARDAMOM SMALL AV.QLTY	50 GM.	128.75	142.50	112.50	115.00	88.21	110.00	90.00
SALT-POWDERED (LAHORI) LOOSE	KG.	12.00	12.00	10.00	15.00	12.00	10.00	10.00
SALT POWDERED (NATIONAL/SHAN)	PKT	25.00	25.00	25.00	25.00	25.00	25.00	25.00
CHILLIES POWD.NATIONAL 200GM	PKT	105.00	105.00	105.00	105.00	105.00	105.00	105.00
CHILLIES POWDER LOOS	KG.	260.83	307.50	270.00	270.00	272.14	232.50	240.00
CORRIANDER SEED POWD.NATIONAL	PKT	104.00	104.00	104.00	104.00	104.00	104.00	105.00
CORRIANDER SEED (LOOSE)	KG.	274.17	280.00	255.00	290.00	275.36	230.00	180.00
TURMERIC POWD.NATIONAL 50GM	PKT.	35.00	35.00	35.00	35.00	35.00	35.00	35.00
CURRY POWD. NATIONAL 200 GM	PKT.	87.00	87.00	87.00	87.00	88.00	78.81	87.00
TOMATO KETCHUP AHMED/MITCHL	BOTTLE	100.00	100.00	105.00	100.00	95.00	90.00	100.00
PICKLES AHMED/MITCHELLES	BOTTLE	110.00	110.00	110.00	115.00	120.00	110.00	100.00
VINEGAR SYNTHETIC (SIRKA)	BOTTLE	100.00	100.00	77.50	95.00	80.00	90.00	70.00
GARLIC	KG	325.83	346.25	330.00	310.00	307.86	287.50	300.00
GINGER	KG	151.67	200.00	125.00	135.00	102.50	100.00	100.00
TAPAL DANEDAR TEA 200GM PACKET	PKT	157.89	157.89	157.84	157.89	179.00	157.89	157.89
TEA LIPTON YELLOW LABEL 200GM.	PKT.	178.95	178.95	178.95	178.95	179.00	178.94	178.94
TEA LOOSE KENYA AV.QLTY 250GM.	PKT.	187.50	190.00	177.50	175.00	116.07	181.25	160.00
COFFEE-NESCAFE 75 GM. **	BOTTLE	372.50	375.00	375.00	385.00	370.00	330.00	350.00

Contd.



### 7.11 Intercity Consumer Prices February, 2017

Description	Unit	Rawalpindi	Islamabad	Attock	Jehlum	Lahore	Sahiwal	Gujranwala
COLD DRINK (STANDARD SIZ)	BOTTLE	27.50	27.50	25.00	25.00	20.00	25.00	25.00
FRUIT JUICE TETRA PACK	PKT.	20.00	20.00	15.00	17.50	20.00	20.00	20.00
MINERAL WATER NESTLE 1.5 LTR	BOTTLE	50.00	50.00	50.00	50.00	50.00	50.00	45.00
CIGARETTES K-2 10'S **	PKT	70.00	70.00	70.00	70.00	65.00	65.00	75.00
CIGARETTES CAPSTAN 10'S **	PKT	75.00	75.00	75.00	75.00	70.00	70.00	75.00
CIGARETTES GOLD LEAF 20'S	PKT	135.00	135.00	135.00	135.00	135.00	130.00	135.00
CIGARETTES MORVEN GOLD 20'S	PKT	75.00	75.00	75.00	75.00	70.00	70.00	75.00
BETEL LEAVES	50GM.	102.50	110.63	102.50	105.00	72.50	70.00	65.00
BETEL NUTS	KG.	683.33	716.25	675.00	380.00	355.00	350.00	350.00
LONG CLOTH 57" GUL AHMED/AL-KARAM	METER	195.00	205.00	185.00	260.00	257.14	245.00	135.00
SHIRTING AV.QLTY.	METER	185.00	192.50	182.50	195.00	138.57	317.50	170.00
PANT CLOTH W & WEAR AV.QLTY	METER	437.50	431.25	437.50	410.00	332.14	525.00	335.00
LAWN PRINTED GUL AHMED/AL-KARAM	METER	270.00	287.50	267.50	285.00	281.07	397.50	205.00
GEORGETTE AV.QLTY	METER	152.50	155.00	152.50	145.00	120.54	146.25	132.50
LINEN AV.QLTY ***	METER	163.33	170.00	165.00	165.00	173.93	237.50	105.00
HEAVY WT SUITING LAWERNCPUR AVG QLTY	METER	1841.67	1875.00	1825.00	1875.00	1475.00	1225.00	1050.00
HEAVY WT SUITING LAWERNCPUR SUP QLTY	METER	2283.33	2337.50	2275.00	2275.00	2275.00	1437.50	2350.00
TROPICAL SUITING LAW.PUR	METER	1683.33	1725.00	1675.00	1675.00	1275.00	1175.00	925.00
PANT BOY 24"/26" LENGTH.	EACH	525.00	550.00	537.50	625.00	381.79	762.50	712.50
SHIRT BOY 24"/26" LENGTH	EACH	359.58	375.00	362.50	437.50	363.57	662.50	450.00
SCHOOL UNI. PANT,SHIRT BOYS	SUIT	510.00	545.63	525.00	560.00	678.57	725.00	975.00
SCHOOL UNI. KAMEEZ,SHAL.BOYS	SUIT	507.92	550.00	512.50	482.50	479.64	525.00	925.00
SCHOOL UNI. KAMEEZ,SHAL.GIRL	SUIT	475.00	471.88	485.00	455.00	562.50	475.00	925.00
FROCK W/WEAR GIRLS	EACH	2225.00	2287.50	2050.00	1275.00	1135.71	1450.00	925.00
AWAMI-SUIT W & W(BOY) 24"/26	SUIT	1979.17	2025.00	2050.00	1375.00	1078.57	1740.00	1125.00
AWAMI-SUIT W&W (GENTS)AV.QLTY	SUIT	2012.50	2093.75	2100.00	1700.00	1178.57	1800.00	1125.00
PULLOVER GENTS OXFORD/BON.	EACH	3250.00	3250.00	3250.00	3145.00	2890.00	3250.00	3000.00
PULLOVER LADIES OXFORD/BON.	EACH	3250.00	3250.00	3250.00	3145.00	2970.00	2850.00	2950.00
PULLOVER (GENTS) OTHERS A.QTY	EACH	1187.50	1200.00	1100.00	1025.00	967.86	1050.00	550.00
SECOND-HAND COAT FOR MEN	EACH	658.33	500.00	525.00	487.50	687.50	350.00	600.00
SECONDHAND SWEETER FOR MEN DUP QLTY	EACH	391.67	0.00	325.00	190.00	525.00	275.00	600.00
SECONDHAND WINTER JACKET	EACH	716.67	0.00	575.00	505.00	685.71	375.00	650.00
UNDERWEAR AV.QLTY MEDIUM SIZE	EACH	210.83	215.00	175.00	182.50	157.86	175.00	125.00
VEST FOR MEN AV.QLTY.	EACH	215.83	215.00	175.00	182.50	166.07	170.00	125.00
VEST/SHAMEEZ (WOMEN) AVG. QLTY	EACH	213.33	220.00	205.00	145.00	228.57	190.00	142.50
SOCKS NYLON (PAKISTANI)	PAIR	110.00	118.75	77.50	87.50	105.00	95.00	110.00
BRASSIER AV.QLTY.	EACH	251.67	261.25	210.00	105.00	167.86	210.00	165.00
BRASSIER SUP QLTY	EACH	586.25	629.38	575.00	305.00	950.00	500.00	335.00
DOPATTA GEORGETTE AV.QLTY.	EACH	350.00	362.50	340.00	325.00	317.86	315.00	275.00
DOPATTA COTTON AV QLTY	EACH	341.25	362.50	290.00	225.00	205.36	225.00	185.00
CHADDAR (WWEAR) (2x2.5 MTR)	EACH	392.92	418.75	387.50	412.50	423.21	375.00	375.00
LUNGI/DHOTI(COTTON) AVG. QLTY	EACH	460.83	475.00	440.00	205.00	250.71	375.00	212.50
HANDKERCHIEF AVG. QLTY PAK	EACH	38.75	42.50	37.50	35.00	28.21	50.00	50.00
HANDKERCHIEF SUP. QLTY PAK	EACH	55.83	64.38	50.00	55.00	50.00	75.00	75.00
GLOVES AV QLTY	PAIR	155.00	157.50	155.00	155.00	79.64	120.00	105.00
AZARBAND COTTON AVG. QLTY	EACH	22.50	22.50	17.50	25.00	21.96	20.00	25.00
SEWING THREAD/REEL(ASLI PARI)	EACH	9.00	9.00	7.50	9.00	7.00	6.00	6.00
WASHING CHARGES PAINT & SHIRT	SUIT	94.58	105.00	110.00	175.00	82.50	165.00	170.00
DRY CLEANING SUIT COAT PANT	SUIT	612.50	682.50	335.00	475.00	419.64	375.00	400.00
WASHING CH. (KAMIZ-SHALWAR)	PAIR	92.92	94.38	75.00	95.00	60.36	90.00	120.00
TAILORING SHIRT	EACH	541.67	650.00	387.50	550.00	439.29	500.00	400.00
TAILORING CHARGES PANT (MEN)	EACH	958.33	1025.00	750.00	950.00	632.14	900.00	500.00
TAILORING COAT-PANT SUIT	SUIT	3800.00	4843.75	4100.00	3750.00	4464.29	5000.00	3100.00
TAILORING AWAMI-SUIT (MALE)	SUIT	729.17	831.25	637.50	650.00	578.57	675.00	600.00
TAILORING SUIT FEMALE	SUIT	633.33	743.75	575.00	575.00	500.00	525.00	500.00
GENTS SHOES PAUL BATA	PAIR	1199.00	1199.00	1199.00	1199.00	1299.00	1199.00	1199.00
GENTS SANDAL BATA	PAIR	699.00	699.00	699.00	699.00	699.00	699.00	699.00
LADIES SPOUNG CHAPPAL BATA	PAIR	199.00	199.00	199.00	199.00	199.00	199.00	199.00
LADIES SANDAL BATA	PAIR	499.00	499.00	499.00	499.00	499.00	499.00	499.00
LADIES SPOUNG CHAPPAL BATA	PAIR	179.00	179.00	179.00	179.00	179.00	179.00	179.00
CHILD SHOE POWER LITE BATA	PAIR	599.00	599.00	599.00	599.00	599.00	599.00	599.00
GENTS SHOE, ART 1109 SERVICE	PAIR	999.00	999.00	999.00	999.00	999.00	999.00	999.00

Contd.

### 7.11 Intercity Consumer Prices February, 2017

Description	Unit	Rawalpindi	Islamabad	Attock	Jhelum	Lahore	Sahiwal	Gujranwala
NYLON JOGGER 27 SIZE 2-5 ***	PAIR	1299.00	1299.00	1299.00	1299.00	1299.00	1299.00	1299.00
CHINA FOOT WEAR AV. QLTY (MALE) *	PAIR	975.00	1025.00	875.00	875.00	742.86	450.00	500.00
CHINA FOOT WEAR AV. QLTY (FEMALE) *	PAIR	875.00	931.25	875.00	725.00	637.50	500.00	450.00
CHINA FOOT WEAR AV. QLTY (CHILDREN) *	PAIR	833.33	875.00	625.00	725.00	483.93	425.00	400.00
SHOE REPAIR HALF SOLE	PAIR	132.50	144.38	115.00	135.00	106.43	100.00	120.00
SHOES POLISH CHARGES AVERAGE SHOP	PAIR	20.00	20.00	27.50	20.00	20.00	20.00	15.00
HOUSE RENT (combined)	MONTH	15191.44	48535.49	4293.08	6509.24	12854.67	8147.64	6190.67
rent 2	pm	15191.44	48535.49	4293.08	6509.24	12854.67	8147.64	6190.67
RENT3	PM	15191.44	48535.49	4293.08	6509.24	12854.67	8147.64	6190.67
RENT4	PM	15191.44	48535.49	4293.08	6509.24	12854.67	8147.64	6190.67
RENT5	PM	15191.44	48535.49	4293.08	6509.24	12854.67	8147.64	6190.67
RENT6	PM	15191.44	48535.49	4293.08	6509.24	12854.67	8147.64	6190.67
SYNTHETIC ENEMAL ROBIALAC BALTI 3.64 LTR.	EACH	1790.00	1790.00	1850.00	1805.00	2190.00	1700.00	1700.00
SYNTHETIC ENEMAL ICI BALTI 3.64 LTR.	EACH	1825.00	1825.00	1900.00	1880.00	2190.00	2138.00	2138.00
CEMENT (LOCAL) SPECIFY BRAND NAME	BAG	540.00	550.00	527.50	530.00	550.00	540.00	550.00
BRICKS (NEW) 1ST CLASS	P/1000	10250.00	10250.00	8750.00	7900.00	8332.14	6650.00	8900.00
CEMENT BLOCKS (6"x8"x12")	P/100	4100.00	0.00	2725.00	0.00	0.00	0.00	0.00
BAJREE	100CFT	6250.00	6250.00	5100.00	4250.00	5800.00	5500.00	6000.00
SAND (BLACK PIT SAND)	K100CFT	3050.00	3050.00	1475.00	2295.00	2550.00	3150.00	2900.00
TIMBER SHESHAM LOG 1ST QUALITY	cubmt.	75044.08	75044.00	75044.00	71512.00	87402.00	74151.00	50323.50
IRON BAR (M.S. BAR) 1/2"	P/TON	68500.00	68500.00	67000.00	66000.00	71250.00	68000.00	67000.00
CARPENTER WAGE RATE	P/DAY	1200.00	1200.00	775.00	950.00	830.36	775.00	825.00
MASON (RAJ) WAGE RATE	P/DAY	1200.00	1200.00	875.00	950.00	926.79	725.00	1050.00
UNSKILLED LABOUR WAGE RATE	P/DAY	700.00	700.00	500.00	600.00	600.00	475.00	650.00
PLUMBER WAGE RSTE	P/DAY	1200.00	1200.00	775.00	950.00	826.79	0.00	800.00
ELECTICIAN WAGE RATE PER DAY **	P/DAY	0.00	0.00	0.00	0.00	828.57	0.00	750.00
ELECTICIAN WAGE RATE PER POINT **	P/PNT	195.00	202.50	135.00	170.00	152.50	137.50	140.00
WATER CHARGES PER HOUSE	P/MONTH	161.50	98.00	120.00	100.00	325.00	30.00	100.00
ELECT.CHARGES UPTO 50 UNITS	P/UNIT	2.00	2.00	2.00	2.00	2.00	2.00	2.00
ELECT.CHARGES 01 - 100 UNIT	P/UNIT	6.18	6.18	6.18	6.18	6.18	6.18	6.18
ELECT.CHARGES 101 - 300 UNIT	P/UNIT	9.54	9.54	9.54	9.54	9.54	9.54	9.54
ELECT.CHARGES 301 - 1000 UNIT	P/UNIT	16.39	16.39	16.39	16.39	16.39	16.39	16.39
ELECT.CHARGES ABOVE 1000 UNIT	P/UNIT	18.39	18.39	18.39	18.39	18.39	18.39	18.39
ELEC	PM	10.50	10.50	10.50	10.50	10.50	10.50	10.50
GAS CHRNG upto 3.3719 MMBUT	MMBTU	128.70	128.70	128.70	128.70	128.70	128.70	128.70
GAS CHRNG 3.3719 - 6.7438 MMBUT	MMBTU	257.40	257.40	257.40	257.40	257.40	257.40	257.40
GAS CHRNG 6.7438 - 10.1157 MMBUT	MMBTU	257.40	257.40	257.40	257.40	257.40	257.40	257.40
GAS CHRNG10.1157 - 13.4876 MMBUT	MMBTU	702.00	702.00	702.00	702.00	702.00	702.00	702.00
GAS	PM	702.00	702.00	702.00	702.00	702.00	702.00	702.00
GAS	PM	409.50	409.50	409.50	409.50	409.50	409.50	409.50
KEROSENE OIL	LTR	95.00	98.75	97.50	85.00	85.00	95.00	73.00
FIREWOOD WHOLE	40 KG.	741.67	785.00	510.00	650.00	762.86	475.00	725.00
CHAIR SHESHAM WOOD WITH ARMS **	EACH	3650.00	3737.50	3300.00	3250.00	3017.86	3250.00	2250.00
CHAIR PLASTIC (CHAIRMAN) AVERAGE QUALITY	EACH	725.00	725.00	725.00	825.00	825.00	775.00	800.00
TABLE SHESHAM WOOD (4X2X5") ***	EACH	6175.00	6337.50	6250.00	4250.00	12767.86	6500.00	10250.00
SOFASET WOODEN WITH FOAM SEAT **	SET	23666.67	24875.00	23000.00	16250.00	23000.00	23000.00	20000.00
COT IRON (WITH NIWAR)AV.QLTY.	EACH	2266.67	2387.50	2150.00	1650.00	2500.00	2400.00	1900.00
ALMIRAH (STEEL) 6'X3' 20 GUAGE	EACH	9025.00	9250.00	8750.00	7750.00	9964.29	12000.00	9300.00
DINNING TABLE 6 CHAIRS A.QLTY	SET	22791.67	25187.50	23000.00	21250.00	23071.43	30000.00	25000.00
SINGLE BED WITHOUT FOAM MED.	EACH	5575.00	5612.50	5250.00	5250.00	9821.43	10500.00	10000.00
MATRESS SINGLE(4"THICK)	EACH	5350.00	5350.00	5350.00	5000.00	5700.00	6000.00	5200.00
FARSHI DARI 12'X9' AV.QLTY	EACH	2212.50	2293.75	2250.00	1175.00	1607.14	1200.00	925.00
DARI COTTON (6'x2 1/2') AV.QL	EACH	991.67	1006.25	975.00	437.50	459.64	1000.00	450.00
CARPET PLAIN AV. QLTY	SQFT.	28.92	29.00	25.50	32.50	37.50	35.00	35.00
QUILT (LIHAF) 3 KG. COTTON	EACH	1233.33	1293.75	1100.00	825.00	1407.14	1200.00	1075.00
BLANKET (90" x 54")	EACH	4191.67	4275.00	3550.00	3050.00	5000.00	3800.00	2900.00
BEDSHEET SINGLE BED SUP.QLTY	EACH	614.58	646.88	575.00	487.50	639.29	600.00	475.00
BED SHEET DOUBLE WITH TWO PILLOW COVERS SUP QLTY	SET	1295.83	1375.00	1325.00	1050.00	1160.71	1075.00	1150.00
TOWEL(3'x2') AV. QALTY	EACH	413.75	427.50	390.00	287.50	323.93	350.00	175.00
CEILING FAN 48" SUPER QLTY **	EACH	3175.00	3175.00	3275.00	2900.00	2750.00	3395.00	2700.00
PEDESTAL FAN 22" SUPER QLTY	EACH	3475.00	3475.00	3900.00	3750.00	4200.00	5260.00	4100.00
REFG. DAWLENCE 10 CFT. D.DOOR	EACH	32500.00	32500.00	32500.00	32500.00	36000.00	30400.00	31000.00

Contd.

### 7.11 Intercity Consumer Prices February, 2017

Description	Unit	Rawalpindi	Islamabad	Attock	Jhelum	Lahore	Sahiwal	Gujranwala
D-FREEZER WAVES 8 CFT.	EACH	30900.00	30900.00	30900.00	30900.00	28000.00	29000.00	31000.00
AIRCONDITIONER 1.5 TON PEL	EACH	41000.00	41000.00	41000.00	42400.00	45000.00	42000.00	48000.00
SPLIT AIR CONDITIONER 1.5 TON (SPECIFY BRAND NAME)	EACH	41000.00	41125.00	41500.00	47300.00	48000.00	46000.00	43000.00
AIRCOOLER SUPER ASIA	EACH	9000.00	9000.00	11600.00	13250.00	14500.00	10000.00	12000.00
WASHING MACHINE SINGER	EACH	17000.00	17000.00	17400.00	17000.00	15300.00	17000.00	15600.00
SEWING MACHINE(SINGER)	EACH	6900.00	6900.00	5995.00	6900.00	7885.00	6995.00	5860.00
GIZER LARGE SIZE 30 GALLON CAPACITY SUP QLTY	EACH	23400.00	23400.00	23400.00	14750.00	21755.00	22900.00	13200.00
GAS BURNER DOUBLE SPFY.BRAND	EACH	2016.67	2150.00	1950.00	1950.00	1864.29	1450.00	1250.00
ELECT. IRON PHILIPS MDL.1120	EACH	2100.00	2100.00	1900.00	1975.00	1300.00	2750.00	2200.00
ELECTRIC JUICER FOR APPLE	EACH	7991.67	8175.00	7650.00	7550.00	13000.00	9250.00	4500.00
S.STEEL DEGHCHI MEDIUM SIZE ***	EACH	787.08	800.00	775.00	612.50	733.93	475.00	1185.00
ALUMINIUM COOKING PAN (DEGCHI ) MED SIZE	EACH	702.08	731.25	625.00	575.00	664.29	525.00	900.00
NON STICK COOKING PAN (DEGCHI ) SUP. QLTY	EACH	1229.17	1225.00	1150.00	975.00	1175.00	1125.00	1550.00
FRYING PAN STEEL AVG. QLTY MED. SIZE	EACH	537.50	537.50	525.00	375.00	630.36	500.00	575.00
TAWA IORN (MEDIUM SIZE) AVG. QLTY	EACH	280.42	346.25	310.00	255.00	555.36	475.00	412.50
S.STEEL PLATE A.QLTY.(M.SIZE)	EACH	95.83	95.00	105.00	57.50	85.36	77.50	110.00
TABLE SPOON S.STEEL SUP.QLTY.	DOZEN	411.67	411.88	410.00	375.00	412.50	475.00	575.00
WATER SET JUG+6 GLASSES (OMROC)	SET	432.08	432.50	435.00	410.00	730.36	460.00	380.00
TEA SET PAK. CHINAWARE 21 PCS.	SET	2433.33	2450.00	2300.00	2050.00	1557.14	2150.00	1800.00
DINNER SET PLASTIC 72 PIECES SUPERIOR QLTY	SET	7408.33	7650.00	7250.00	5050.00	5785.71	6450.00	5900.00
HOTPOT SET PLASTIC 3 PCS.	SET	1708.33	1725.00	1675.00	1440.00	1510.71	1250.00	1500.00
BUCKET(BALTI) PLASTIC MED.SIZ	EACH	257.50	273.75	245.00	340.00	478.57	250.00	290.00
LOTA PLASTIC (MED SIZE) AVERAGE QUALITY	EACH	62.92	73.13	42.50	45.00	65.00	75.00	50.00
PRESURE COOKER 4 LTR.	EACH	1825.00	1831.25	1575.00	1750.00	1540.00	1125.00	1750.00
WATER COOLER 9/10 LTR.PLASTIC ***	EACH	605.42	625.00	475.00	512.50	575.00	675.00	650.00
THERMOS STARVAC 1 LTR	EACH	487.50	525.00	525.00	437.50	625.00	475.00	650.00
BULB PHILIPS 100-WATTS	EACH	35.00	35.00	27.50	35.00	35.00	33.50	30.00
TUBE LIGHT PHILIPS 40 WATTS	EACH	100.00	100.00	100.00	110.00	100.00	95.00	95.00
ELECTRIC BLUBS "0" WATTE LOCAL	EACH	27.50	27.50	27.50	25.00	20.00	25.00	20.00
ELECTRIC BLUB ENERGY SAVER 14 WATTS	EACH	167.50	167.50	165.00	167.50	170.00	160.00	155.00
WASHING SOAP 250 GMS SPECIFY BRAND NAME	EACH	40.00	40.00	40.00	40.00	40.00	40.00	38.00
SURF EXCEL 400 GMS POLY BAG	EACH	104.00	104.00	104.00	104.00	130.00	104.00	130.00
WASHING POWDER 1000 GRM	EACH	185.00	185.00	185.00	185.00	150.00	150.00	150.00
WASHING POWDER (WHEEL/ BONUS) 100 GRAMS	EACH	125.00	125.00	125.00	125.00	90.00	95.00	90.00
CLEANSER POWDER VIM 1000 GM	PKT.	83.33	83.33	83.33	83.33	83.00	83.33	83.33
FINIS 500 ML	BOTTLE	250.00	250.00	250.00	250.00	287.50	218.00	193.75
PHNYLE TYPHONE/FINIS/CARRANITE 3 LITRES	BOTTLE	180.00	180.00	180.00	180.00	155.00	160.00	140.00
HARPIC	BOTTLE	150.00	150.00	150.00	150.00	150.00	150.00	150.00
BOOT POLISH CHERRY/KIWI 50ML	EACH	125.00	125.00	125.00	125.00	105.00	116.66	125.00
ROBIN BLUE (35 GRAMS)	PKT.	55.00	55.00	55.00	55.00	55.00	55.00	55.00
TISSU PAPER PERFUMED 100 PCS.	PKT	110.00	110.00	110.00	110.00	130.00	110.00	105.00
TOILET PAPER ROLL (R.PETEL)	P/ROLL	40.00	40.00	40.00	40.00	40.00	40.00	40.00
BOOT POLISH LIQUID CHEERY BLOSSOM KIWI 75 ML	BOTTLE	160.00	160.00	160.00	160.00	150.00	150.00	140.00
MATCH BOX SMALL	EACH	2.00	2.00	2.00	2.00	2.00	2.00	2.00
DRY CELL 1.5 VOLT(LOCAL)	EACH	30.00	30.00	30.00	27.50	40.00	40.00	20.00
HAND STITCHING NEEDLE M.SIZE	PACKET	10.00	10.00	7.75	9.00	7.50	10.00	5.00
SEWING MACHINE NEEDLE (SINGER)	EACH	5.00	5.00	5.00	5.00	10.00	5.00	6.00
HOUSEHOLD SERVANT FEMALE P/T	P/MNTH	1858.33	2000.00	1450.00	1700.00	1878.57	1500.00	1550.00
MARRIAGE HALL WITH FURNITURE	P/HEAD	155.83	165.00	125.00	145.00	157.86	150.00	115.00
SEPTRAN TABLETS	10TAB.	19.30	19.30	19.30	19.30	19.30	20.00	16.00
BRUFEN TABS 200-MG.	10TAB.	8.90	8.90	8.91	10.00	8.90	10.00	10.00
PANADOL TAB. EXTRA/PLAIN	10TAB.	12.00	12.00	12.00	12.00	12.00	12.00	12.00
DISPRIN TAB.	10TAB.	12.40	12.40	12.40	12.40	12.00	12.80	14.00
TRISIL TAB.	10 TAB	10.00	10.00	10.00	10.00	10.00	10.00	10.00
FLAGYL TAB. 200 MG.	10TAB.	10.00	10.00	10.00	10.00	10.00	10.00	10.00
VENTOLIN TAB. 2MG.	10TAB.	9.92	9.92	9.92	9.92	12.00	10.00	10.00
DAONIL TAB. 5 MG.	10TAB.	16.94	16.94	16.83	16.94	17.00	16.90	17.00
ENTOX TAB.	10TAB.	15.00	15.00	15.00	15.00	15.00	15.00	10.00
RENITEC TAB. 5 MG.	10TAB.	58.50	58.50	58.50	58.50	58.50	60.00	58.50
CAC. 1000 TAB	BOTTLE	124.44	124.44	124.44	122.00	124.00	122.00	122.00
AMOXIL CAPSOLE 250 MG.S	10CAP.	35.70	35.70	35.60	35.70	35.70	36.50	35.00
CALCIUM SYRUP SANDOZ	BOTTLE	64.00	64.00	64.00	64.00	64.00	64.00	64.00

Contd.

### 7.11 Intercity Consumer Prices February, 2017

Description	Unit	Rawalpindi	Islamabad	Attock	Jhelum	Lahore	Sahiwal	Gujranwala
LEDERPLEX SYRUP	BOTTLE	52.74	52.74	52.74	52.74	52.00	52.74	52.74
SANCOS SYRUP (50 ML.)	BOTTLE	27.50	27.50	27.50	27.50	30.00	30.00	30.00
PHENERGAN SYRUP 120 ML.	BOTTLE	33.00	33.00	33.00	33.00	33.00	34.00	34.50
CALPOL SYRUP 60 ML.	BOTTLE	28.39	28.39	28.39	28.39	28.39	28.00	28.00
HYDRYLLIN SYRUP 120 ML.	BOTTLE	69.00	69.00	69.00	69.00	69.00	69.00	69.00
POLYFAX EYE OINTMENT	TUBE	21.00	21.00	21.00	21.00	21.00	21.00	21.00
BETNESOL EYE DROPS	BOTTLE	33.89	33.89	33.89	33.89	33.89	33.89	33.89
EAR DROPS (CARDISPORINE) ***	BOTTLE	21.42	21.42	21.42	21.42	25.00	21.00	21.00
BETNOVATE-N OINTMENT 5 GMS	TUBE	16.68	16.68	16.68	16.68	16.65	16.67	16.67
BURNOL CREAM 30 GRM	TUBE	55.42	55.42	55.42	55.42	55.45	55.48	55.42
VICKS VAPORUB/BALM	BOTTLE	36.00	36.00	36.00	36.00	36.00	36.00	36.00
GLYCRINE SMALL BOTTLE	BOTTLE	30.00	30.00	30.00	27.50	35.00	25.00	17.00
JOUHAR JOSHANDA	PKT.	10.00	10.00	10.00	10.00	10.00	10.00	8.00
GALXOS-D (450 GRMS)	PKT.	157.50	157.50	157.50	168.75	157.50	157.50	157.50
GRIPE-WATER WOODWARDS	BOTTLE	55.00	55.00	55.00	55.00	55.00	55.00	55.00
SANIPLAST ONE PUTTY	EACH	2.00	2.00	2.00	2.00	2.00	1.50	2.00
O.R.S. (NIMCOL)	PKT.	18.00	18.00	18.00	18.00	18.00	17.00	18.00
DETTOL (MEDIUM)	BOTTLE	65.00	65.00	65.00	65.00	65.00	65.00	65.00
COTTON BANDAGE 2" - 4"	EACH	9.00	9.00	8.00	9.00	8.00	9.00	7.00
THERMOMETER CHINA	EACH	50.00	48.75	50.00	47.50	60.00	45.00	35.00
DOCTOR (MBBS) CLINIC FEE	P/PAT.	216.67	225.00	135.00	125.00	100.00	250.00	75.00
URINE TEST (DR) CHARGES	P/TEST	237.50	275.00	80.00	100.00	155.00	100.00	100.00
BLOOD TEST (CP) CHARGES	P/TEST	437.50	493.75	250.00	300.00	575.00	275.00	300.00
SUGAR TEST (RANDOM/FASTING BOTH) CHARGES	P/TEST	339.58	443.75	170.00	197.50	175.00	100.00	200.00
ECG CHARGES	P/TEST	312.50	378.13	150.00	250.00	325.00	225.00	200.00
X-RAY (CHEST) CHARGES	P/X-RAY	454.17	490.63	275.00	400.00	400.00	300.00	400.00
CAR SUZUKI 800 CC (W/O. A/C)	EACH	718000.00	718000.00	718000.00	718000.00	665000.00	660000.00	670000.00
CAR SUZUKI 1000 CC	EACH	1151500.00	1151500.00	1151500.00	1149000.00	1143000.00	1124000.00	1124000.00
CAR TOYOTA 1300 CC	EACH	1718000.00	1621081.25	1718000.00	1713000.00	1830000.00	1660500.00	1661000.00
CAR HONDA CIVIC	EACH	2163500.00	2163500.00	2163500.00	2145500.00	2503000.00	1677000.00	2027500.00
MOTORCYCLE HONDA CD-70.	EACH	63500.00	63500.00	63500.00	63500.00	63500.00	63500.00	63500.00
MOTORCYCLE YAMAHA 100CC.	EACH	79300.00	79300.00	79300.00	79300.00	79300.00	79300.00	79300.00
MOTOR CYCLE HERO 70 CC	EACH	41250.00	41250.00	41250.00	43500.00	49000.00	41500.00	43500.00
BICYCLE WITH TYRES & TUBES	EACH	8100.00	8100.00	8100.00	7350.00	7500.00	7100.00	7200.00
TYRE CAR WITH TUBE GENERAL	EACH	2975.00	2975.00	2975.00	2700.00	3000.00	2400.00	3300.00
TYRE MOTOR CYCLE WITHOUT TUBE	EACH	1137.50	1137.50	1250.00	1050.00	1200.00	650.00	1250.00
TYRE CYCLE SPECIFY BRAND NAME	EACH	345.83	355.00	370.00	350.00	330.00	250.00	330.00
TYRE CAR W/O TUBE	EACH	2850.00	2850.00	3275.00	3075.00	2700.00	2200.00	3000.00
PETROL SUPER	LITRE	71.29	71.29	71.29	71.29	71.29	71.29	71.29
HIGH SPEED DIESEL HSD	LITRE	80.48	80.48	80.48	80.48	80.48	80.48	80.48
CNG	K.G.	75.82	75.82	75.82	75.82	67.50	67.50	67.50
GAS CYLINDER STAND. SIZE	EACH	1320.00	1340.00	1270.00	1210.00	1155.00	1143.75	1100.00
MOTOR CYCLE SERVICE CHARGES	EACH	325.00	325.00	290.00	250.00	200.00	187.50	280.00
CAR SERVICE CHARGES	EACH	337.50	375.00	325.00	275.00	300.00	300.00	250.00
TYRE PUNCTURE CHARGES	EACH	75.00	75.00	45.00	70.00	80.00	75.00	50.00
CYCLE OVERHAULING CHARGES	EACH	783.33	825.00	375.00	375.00	319.64	325.00	160.00
CAR TAX FOR 800CC TO 1300CC	YEARLY	2650.00	432.00	2650.00	2650.00	2650.00	2650.00	2650.00
TRAIN FARE ECO. 1-100 KM.	P/KM.	0.68	0.68	0.68	0.68	0.68	0.68	0.68
TRAIN FARE ECO. 101-500 KM.	P/KM.	0.98	0.98	0.98	0.98	0.98	0.98	0.98
TRAIN FARE ECO. > 500 KM.	P/KM.	0.89	0.89	0.89	0.89	0.89	0.89	0.89
TRAIN FARE IST SLP. 1-100KM	P/KM.	2.10	2.10	2.10	2.10	2.10	2.30	2.10
TRAIN FARE IST SLP.101-500 KM	P/KM.	2.59	2.59	2.59	2.59	2.59	2.59	2.59
TRAIN FARE IST SLP. > 500 KM	P/KM.	1.99	1.99	1.99	1.99	1.99	1.99	1.99
TRAIN FARE A/C SLP. 1-100KM.	P/KM.	5.76	5.76	5.76	5.76	5.76	5.76	5.76
TRAIN FARE A/C SLP.101-500KM	P/KM.	4.59	4.59	4.59	4.59	4.59	4.59	4.59
TRAIN FARE A/C SLP > 500KM.	P/KM.	4.16	4.16	4.16	4.16	4.16	4.16	4.16
PLATEFORM TICKET	EACH	10.00	10.00	10.00	10.00	10.00	10.00	10.00
AUTO RICKSHAW FARES	KM/MIN	65.00	0.00	35.00	65.00	50.00	90.00	60.00
FULL TONGA CHARGES	KM/MIN	0.00	0.00	0.00	0.00	80.00	100.00	50.00
TAXI 4 SEATER FARE	KM/MIN	100.00	100.00	75.00	0.00	100.00	100.00	100.00
BUS FARE MIN (WITHIN CITY)	TICKET	9.00	9.00	0.00	9.00	9.00	0.00	9.00
BUS FARE MAX (WITHIN CIT	TICKET	21.00	21.00	0.00	21.00	21.00	0.00	21.00

Contd.

## 7.11 Intercity Consumer Prices February, 2017

Description	Unit	Rawalpindi	Islamabad	Attock	Jhelum	Lahore	Sahiwal	Gujranwala
BUS FARE OUTSIDE CITY	P/KM.	0.86	0.86	0.86	0.69	0.86	0.86	0.86
A/C BUS FARE OUTSIDE CITY	P/KM.	1.55	1.55	1.53	1.55	2.00	1.55	1.45
MINIBUS FARE MIN.WITH IN CITY	TICKET	11.00	11.00	0.00	0.00	11.00	0.00	10.00
MINIBUS FARE MAX.WITH IN CITY	TICKET	22.50	22.25	0.00	0.00	24.00	0.00	20.00
SUZUKI FARE MIN.WITH IN CITY	TICKET	11.00	11.00	10.00	0.00	12.00	0.00	10.00
SUZUKI FARE MAXIMUM W.IN CITY	TICKET	17.00	17.00	10.00	10.00	22.00	0.00	20.00
AIR FARE ECONOMY CLASS.	P/KM.	19.26	19.26	19.26	19.26	19.26	0.00	19.26
POSTAL ENVELOPE DOMESTIC	EACH	8.00	8.00	8.00	8.00	8.00	8.00	8.00
ENVELOPE FOR SAUDI ARABIA	EACH	50.00	50.00	50.00	50.00	50.00	50.00	50.00
POSTAL REGISTRATION CHARGES	EACH	38.00	38.00	38.00	38.00	38.00	38.00	38.00
U.M.S. REG CHARGES MIN.	EACH	58.00	58.00	58.00	58.00	60.00	59.00	59.00
T.C.S. CH. MIN.WITH IN ZONE	EACH	160.00	160.00	150.00	160.00	160.00	170.00	150.00
TELEPHONE CHARGES LOCAL CALL	P/CALL	3.94	3.94	3.94	3.94	3.94	3.94	3.94
TEL CHARGES OUT SIDE CITY	P/CALL	3.94	3.94	3.94	3.94	3.94	3.94	3.94
INTERNET CHARGES	P/HOUR	27.50	27.50	27.50	50.00	20.00	12.00	50.00
MOBILE CELL CHARGES	P/UNIT	3.00	3.00	3.00	3.00	2.50	3.00	3.00
FAX CHARGES (LOCAL)	P/PAGE	12.50	12.50	12.50	12.50	10.00	20.00	30.00
TELEPHONE SET AV. QLTY	EACH	625.00	725.00	550.00	825.00	775.00	650.00	400.00
MOBILE SET NOKIA/SONY/ERICSON/SAMSUNG WITHOUT CAMERA	EACH	2641.67	2656.25	2650.00	2600.00	2700.00	2650.00	2800.00
T.V. 20" COLORED WEGA H-A21.	EACH	18108.33	18200.00	18100.00	18100.00	20500.00	16900.00	15000.00
T.V 20" COLOR CHINA/KORIA)	EACH	14250.00	14250.00	14250.00	14250.00	6500.00	13500.00	7000.00
V.C.P. PANASONIC/LG/NAT	EACH	0.00	0.00	5550.00	0.00	4200.00	0.00	0.00
DVD/VCD PLAYER PANASONIC/LG	EACH	3750.00	3750.00	3550.00	3750.00	6557.14	4500.00	3000.00
RADIO WITH C.PLAYER NATIONAL	EACH	2150.00	2150.00	2150.00	2050.00	1821.43	1800.00	2250.00
PERSONNEL COMPUTER (BRANDED)	EACH	69250.00	69250.00	69250.00	69500.00	53000.00	50000.00	37400.00
VID. CASSETTE BLK. TDK/SONY	EACH	144.17	145.00	135.00	175.00	122.14	155.00	0.00
COM. C.D. (TDK/IMATION)	EACH	56.67	59.38	75.00	75.00	36.79	50.00	35.00
TAPE RECORDER CASSETTE BLANK	EACH	42.50	47.50	42.50	47.50	40.00	65.00	35.00
VIDEO GAME SEGA 16 BYTE	EACH	1150.00	1150.00	1175.00	1050.00	1200.00	1450.00	1050.00
CINEMA A/C. HIGH CLASS	TICKET	150.00	0.00	0.00	0.00	275.00	0.00	80.00
CINEMA NON-A/C HIGH CLASS	TICKET	80.00	0.00	0.00	0.00	150.00	50.00	60.00
CABLE CHARGES	P/MONTH	325.00	325.00	275.00	300.00	303.57	200.00	300.00
TV.LICENCE FEE DOMESTIC	YEARLY	420.00	420.00	420.00	420.00	420.00	420.00	420.00
ENGLISH BOOK CLASS V1	EACH	77.00	77.00	77.00	77.00	77.00	77.00	77.00
ENGLISH BOOK CLASS IX OR X	EACH	130.00	130.00	130.00	130.00	130.00	130.00	130.00
ENG. BOOK IST.YR COMPLETE SET	EACH	84.00	84.00	84.00	84.00	84.00	84.00	84.00
ENGLISH BOOK BA/B.SC	EACH	178.00	178.00	178.00	178.00	178.00	178.00	178.00
URDU BOOK CLASS V (T.B.BORD)	EACH	59.00	59.00	59.00	59.00	59.00	59.00	59.00
URDU BOOK CLASS IX/X(T.B.B)	EACH	139.00	139.00	139.00	139.00	139.00	139.00	139.00
URDU BOOK IST.YEAR/INTER	EACH	53.00	53.00	53.00	53.00	53.00	53.00	53.00
URDU BOOK BA/B.SC	EACH	140.00	140.00	140.00	140.00	140.00	140.00	140.00
MATHS BOOK CALSS V (T.B.B)	EACH	78.00	78.00	78.00	78.00	78.00	78.00	78.00
MATHS BOOK CLASS IX OR X	EACH	279.00	279.00	279.00	279.00	279.00	279.00	279.00
MATHS BOOK IST.YEAR (T.B.B)	EACH	156.00	156.00	150.00	156.00	156.00	156.00	156.00
PAKISTAN STUDIES BOOK BA/B.SC	EACH	125.00	125.00	125.00	125.00	125.00	125.00	125.00
DAILY "DAWN"	P/COPY	20.00	20.00	20.00	20.00	19.00	20.00	20.00
DAILY "JANG"	P/COPY	13.00	13.00	13.00	13.00	12.00	13.00	13.00
DAILY "NAWA-E-WAQT"	P/COPY	13.00	13.00	13.00	13.00	12.00	13.00	13.00
WEEKLY "AKHBAR-E-JAHAN"	P/COPY	55.00	55.00	55.00	55.00	55.00	55.00	55.00
WEEKLY "MAG"	P/COPY	45.00	45.00	45.00	45.00	45.00	45.00	45.00
MONTHLY "NAUNEHAL DIGEST"	P/COPY	35.00	35.00	35.00	35.00	35.00	35.00	35.00
PAPER FOOLSCAPE (27"x17")	QUIRE	57.50	57.50	57.50	55.00	25.00	25.00	30.00
EXERCISE.BOOK LINED 80/100 PGS	EACH	67.08	75.63	62.50	57.50	30.00	35.00	36.00
PENCILGOLDFISH/DEER	EACH	8.00	8.00	8.00	8.00	8.00	6.00	7.00
PEN INK DOLLOR 57 ML BOTTLE	EACH	25.00	25.00	25.00	25.00	23.75	20.00	20.00
PHOTOSTATE PAPER 70 GM	PRT	376.67	372.50	375.00	365.00	350.00	330.00	380.00
BALL PEN (local)	EACH	10.00	10.00	10.00	10.00	6.00	6.00	5.00
FOUNTAIN PEN HERO/WINGS/CHINA	EACH	55.00	53.13	55.00	55.00	60.00	50.00	40.00
PRIVATE SCHOOL FEE ENGLISH MEDIUM AVERAGE STANDARD (CLASS I)	P/ MONTH	3475.00	3325.00	1287.50	2035.00	1571.43	2255.00	1550.00
PRIVATE SCHOOL FEE ENGLISH MEDIUM AVERAGE STANDARD (CLASS V)	P/ MONTH	3475.00	3400.00	1325.00	2035.00	1742.86	2255.00	1650.00
PRIVATE SCHOOL FEE ENGLISH MEDIUM AVERAGE STANDARD (CLASS VI)	P/ MONTH	3533.33	3643.75	1450.00	2080.00	1969.64	2280.00	1800.00
PRIVATE SCHOOL FEE ENGLISH MEDIUM AVERAGE STANDARD (CLASS X)	P/ MONTH	3881.25	3856.25	1875.00	2290.00	2478.57	2442.50	2200.00

Contd.

## 7.11 Intercity Consumer Prices February, 2017

Description	Unit	Rawalpindi	Islamabad	Attock	Jhelum	Lahore	Sahiwal	Gujranwala
PRIVATE MEDICLE COLLEGE FEE MBBS (IST YEAR)	P/ MONTH	54920.00	54920.00	54920.00	0.00	28832.80	0.00	0.00
PRIVATE ENGINEERING COLLEGE FEE (ISTR YEAR)	P/ MONTH	16300.25	16300.25	16300.25	0.00	18098.00	0.00	0.00
GOVT. COLLEGE FEE IST. YEAR	MONTH	50.00	195.00	50.00	50.00	50.00	50.00	50.00
GOVT. COLLEGE FEE 4TH. YEAR	MONTH	60.00	225.00	60.00	60.00	70.00	60.00	60.00
GOVT. UNIVERSITY FEE MSC.	MONTH	77.50	1000.00	80.00	80.00	150.00	500.00	80.00
GOVT. MED. COLLEGE FEE MBBS	MONTH	873.00	873.00	873.00	0.00	1430.00	1250.00	0.00
GOVT. ENGG. COLL. FEE I YEAR	MONTH	4333.00	4333.00	4333.00	0.00	1500.00	0.00	0.00
COACHING FEE FOR CLASS IX/X	P/ MONTH	2750.00	2987.50	1550.00	950.00	1828.57	1400.00	600.00
COACHING CHARGES FOR CLASS IST YEAR/INTER (SCIENCE)	P/ MONTH	3250.00	3450.00	2200.00	3500.00	2821.43	2300.00	1200.00
COACHING CHARGES FOR CLASS IST YEAR/INTER (COMMERCE)	P/ MONTH	2691.67	3062.50	1900.00	3500.00	2792.86	1300.00	1200.00
I.T. TUITION FEES	P/ MONTH	2100.00	2100.00	1450.00	3806.25	6066.80	1500.00	4500.00
MBA TUITION FEES	P/ MONTH	13955.00	13955.00	7667.00	4500.00	15687.50	0.00	7000.00
BREAD TANDOORI ST. SIZE	EACH	7.50	7.50	6.50	6.00	6.00	5.50	6.00
COOKED MUTTON (AV. HOTEL)	PLATE	226.67	232.50	235.00	165.00	200.71	0.00	120.00
COOKED BEEF (AV. HOTEL)	PLATE	105.83	107.50	95.00	85.00	102.86	100.00	60.00
COOKED DAL (AV. HOTEL)	PLATE	75.83	78.75	72.50	55.00	67.32	50.00	40.00
CHICKEN BIRYANI FULL/DOUBLE	PLATE	132.50	135.00	165.00	110.00	131.96	150.00	130.00
TEA PREPARED (ORDINARY)	CUP	22.50	22.50	20.00	20.00	19.21	20.00	20.00
HAIRCUT CHARGES FOR MEN	P/CUT	92.50	127.50	90.00	60.00	115.71	100.00	60.00
BEAUTY PORL HAIR STYL CHARGE	P/STY.	391.67	475.00	375.00	475.00	450.00	250.00	350.00
SHAVING CHARGES	PER SHV	59.17	76.25	55.00	45.00	55.71	40.00	40.00
LIPSTICK S.MISS/MEDORA	EACH	120.00	120.00	120.00	120.00	120.00	110.00	120.00
NAIL POLISH S.MISS/MEDORA	EACH	115.00	115.00	105.00	115.00	110.00	95.00	60.00
PERFUME MED.SIZE MEDORA/BROACH	EACH	200.00	200.00	200.00	200.00	200.00	170.00	120.00
HAIR-OIL AMLA/CHAMBELI	BOTTLE	100.00	100.00	115.00	120.00	130.00	130.00	110.00
TOILET SOAP LUX 95 GRAMS	EACH	34.00	34.00	34.00	34.00	36.35	36.34	44.78
TOILET SOAP LIFEBOUY 140 GRM	EACH	40.00	40.00	40.00	40.00	48.69	48.69	45.04
TOILET SOAP SAFEGUARD BATH SIZE	EACH	50.00	50.00	50.00	50.00	50.00	48.00	48.00
TOOTHPASTE MACKLINES 70 GRM	EACH	50.00	50.00	50.00	50.00	50.00	50.00	50.00
TOOTHPAST MED SIZE CLGATE 70 GMS	EACH	75.00	75.00	75.00	75.00	61.00	65.00	60.00
TOOTHBRUSH SHEILD A/PLAUQUE	EACH	30.00	30.00	30.00	30.00	35.00	60.00	50.00
TOOTHPOWDER DENTONIC 90 GRM	EACH	32.00	32.00	32.00	32.00	35.00	28.00	30.00
HAIR-COLOUR BEGIN (6 GMS)	EACH	110.00	110.00	110.00	110.00	110.00	105.00	105.00
HAIR COLOUR (KALAKOLA)	BOTTLE	130.00	130.00	130.00	130.00	140.00	130.00	140.00
FACECREAM PONDS (MEDIUM)	EACH	120.00	120.00	120.00	120.00	120.00	120.00	120.00
TALC POWDER VICE ROAY,B.CAT	EACH	145.00	145.00	145.00	145.00	130.00	150.00	145.00
BLADE TREET ORDINARY 10'S	PKT.	40.00	40.00	40.00	35.00	35.00	30.00	40.00
BLADE 7-O-CLOCK STAIN. 5'S	PKT.	35.00	35.00	35.00	35.00	35.00	30.00	35.00
SHAMPOO SUNSILK/PAINTIN 100 ML	BOTTLE	110.00	110.00	110.00	110.00	100.00	99.00	110.00
BEAUTY CREAM (FAIR & LOVELY)	EACH	75.00	75.00	75.00	75.00	115.00	185.00	185.00
HAIR REMOVING CREAM (EU-CREAM)	TUBE	70.00	70.00	70.00	70.00	65.00	65.00	65.00
GEL MEDIUM SIZE	BOTTLE	121.25	125.00	115.00	147.50	75.00	120.00	65.00
DISPOSABLE RAZOR GILLET-II	EACH	45.00	45.00	45.00	45.00	45.00	45.00	40.00
SHAVING CREAM TOUCH-ME/ADM.	EACH	70.00	70.00	70.00	70.00	70.00	65.00	65.00
GOLD TEZABI 24 CT	10 GM.	43200.00	43200.00	43200.00	42820.00	43375.00	45095.00	43300.00
SILVER TEZABI 24 CT	10 GM.	655.00	655.00	675.00	655.00	660.00	668.72	600.00
ARTIFICIAL JEWELLARY SET	SET	1283.33	1325.00	850.00	825.00	1289.29	650.00	800.00
WRIST WATCH GENTS CITIZEN (ORIGINAL) ***	EACH	6100.00	6250.00	6100.00	5250.00	8267.86	4000.00	2500.00
WRIST WATCH LADIES CITIZEN (ORIGINAL) ***	EACH	6100.00	6250.00	6100.00	5250.00	9267.86	4000.00	2500.00
WALL CLOCK QUARTZ AV.QLTY	EACH	520.83	550.00	550.00	310.00	957.14	625.00	500.00
SUITCASE REXIN (24"x16"x6")	EACH	2295.83	2312.50	2100.00	1150.00	1178.57	1050.00	800.00
TRUNK MEDIUM SIZE ***	EACH	2250.00	2243.75	2250.00	1950.00	2303.57	2000.00	1500.00
PURSE LADIES (LEATHER) AVERAGE QUALITY	EACH	529.17	612.50	525.00	437.50	1400.00	900.00	750.00

### 7.11 Intercity Consumer Prices February, 2017

Description	Unit	Wazira- bad	Sialkot	Faisal- abad	Jhang	Multan	Muzaffar- garh	D.G. Khan
WHEAT	10 KG.	360.00	370.00	335.00	340.00	335.00	335.00	300.00
WHEAT FLOUR FINE/SUPERIOR.	KG.	42.00	45.00	43.50	40.00	40.00	40.00	38.00
WHEAT FLOUR AVG. QLTY	KG.	40.00	30.23	40.00	39.00	38.00	38.00	36.00
WHEAT FLOUR BAG	10 KG.	380.00	385.00	355.00	370.00	380.00	380.00	345.00
MAIDA	KG.	50.00	50.00	55.00	45.00	45.50	45.00	50.00
SUJI	KG.	50.00	60.00	50.00	48.00	49.00	49.00	50.00
BESAN AV. QLTY.	KG.	120.00	150.00	140.00	140.00	132.50	137.50	150.00
RICE BASMATI SUP. QLTY.	KG.	100.00	90.00	110.00	110.00	121.67	120.00	100.00
RICE BASMATI 385/386	KG.	50.00	70.00	60.00	75.00	77.50	77.50	80.00
RICE BASMATI BROKEN AV.QLTY	KG.	50.00	55.00	65.00	70.00	73.33	70.00	70.00
RICE IRRI-6 (SINDH/PUNJAB)	KG.	52.50	47.50	50.00	45.00	40.00	41.00	40.00
VERMICELLI	KG.	90.00	75.00	77.50	80.00	80.00	77.50	80.00
BREAD PLAIN MEDIUM SIZE	EACH	40.00	40.00	40.00	40.00	45.00	45.00	50.00
RUSK (PAPAY)	KG.	160.00	140.00	200.00	180.00	220.00	200.00	200.00
BISCUITS-PACKED	PKT	35.00	35.00	35.00	35.00	40.00	40.00	35.00
BISCUIT-BAKERY (LOOSE)	250 GM	100.00	80.00	75.00	70.00	90.00	70.00	80.00
CORNFLAKS FAUJI 225 GM.	PKT	216.00	176.00	200.00	210.00	175.50	175.50	189.00
SAMOSAS (VEGATABLE)	EACH	15.00	15.00	22.50	20.00	14.67	13.50	10.00
PASTRY AV.QLTY.	EACH	30.00	25.00	23.75	35.00	36.67	22.50	30.00
PATTIES (VEGATABLES)	EACH	20.00	20.00	22.50	25.00	29.17	25.00	20.00
NIMCO	250 GM	50.00	50.00	70.00	100.00	72.50	70.00	70.00
CHIPS	250 GM	60.00	65.00	66.25	100.00	83.33	82.50	65.00
BEEF WITH BONE AV.QLTY.	KG	300.00	300.00	300.00	320.00	320.00	310.00	300.00
MUTTON AV.QLTY.	KG	650.00	650.00	700.00	700.00	675.00	575.00	700.00
CHICKEN FARM BROILER (LIVE)	KG	120.00	126.00	140.00	140.00	147.50	147.50	120.00
FISH-RAHU MEDIUM SIZE	KG	290.00	250.00	350.00	340.00	275.00	275.00	260.00
MILK FRESH (UNBOILED)	LTR.	80.00	70.00	80.00	70.00	78.33	70.00	70.00
CURD	KG.	90.00	80.00	95.00	80.00	90.83	80.00	90.00
MILK TETRA PACK 1/2 LTR.	PKT.	60.00	60.00	60.00	60.00	60.00	60.00	60.00
LACTOGEN 400 GRAMS	PKT.	440.00	435.00	435.00	420.00	440.00	440.00	435.00
POWDER MILK NIDO 400GM.	PKT	389.74	389.74	389.74	410.00	389.74	389.74	390.00
MILK POWDER LOOSE/PACKED	KG.	350.00	460.00	525.00	500.00	400.00	400.00	640.00
BUTTER LOCAL PACKED	50 GM.	35.00	25.00	35.00	25.00	27.00	27.00	25.00
EGGS FARM	DOZ	102.00	110.00	110.00	100.00	100.00	105.00	120.00
MUSTARD OIL AV.QLTY.	KG.	160.00	160.00	200.00	160.00	177.50	180.00	170.00
COOKING OIL (DALDA)	2.5LTR	467.00	467.00	465.00	470.00	465.00	465.00	485.00
COOKING OIL (PAKWAN) OTHER BRAND SPECIFY	2.5 LTR	420.00	420.00	375.00	441.66	383.00	375.00	485.00
VEGETABLE GHEE TIN	2.5KG.	460.00	452.00	460.00	460.00	460.00	460.00	470.00
VEGETABLE GHEE (LOOSE)	KG.	145.00	150.00	140.00	170.00	150.00	150.00	150.00
DATES AV.QLTY.	KG.	190.00	160.00	190.00	160.00	171.67	170.00	140.00
PISTACHIO AV.QLTY.	50 GM.	120.00	135.00	100.00	110.00	105.00	122.50	100.00
ALMONDS WHOLE AV.QLTY.	KG.	525.00	600.00	600.00	600.00	533.33	625.00	500.00
COCONUT DRY AV.QLTY.	KG.	250.00	250.00	290.00	280.00	300.00	310.00	280.00
RAISINS AV.QLTY.	50 GM.	20.00	20.00	30.00	15.00	18.33	19.00	15.00
GROUNDNUTS (WITH SHELL)	KG.	240.00	200.00	250.00	180.00	230.00	230.00	180.00
MALTA/MOSAMBI	DOZ	140.00	140.00	110.00	150.00	142.00	140.00	100.00
KINNU	DOZ	100.00	120.00	100.00	120.00	127.50	120.00	80.00
APPLE	KG	130.00	90.00	120.00	120.00	154.17	155.00	120.00
ALOO BUKHARA	KG	0.00	0.00	0.00	0.00	0.00	0.00	0.00
POMEGRANATE (ANNAR)	KG	200.00	220.00	150.00	200.00	215.00	230.00	200.00
GRAPES	KG	0.00	0.00	0.00	0.00	0.00	0.00	0.00
BANANAS	DOZ	72.50	80.00	65.00	70.00	84.17	87.50	65.00
MANGO KALMI	KG	0.00	0.00	0.00	0.00	0.00	0.00	0.00
GUAVA	KG	70.00	100.00	75.00	100.00	75.83	75.00	70.00
WATERMELON (TURBOOZ)	KG	0.00	0.00	0.00	0.00	0.00	0.00	0.00
MUSKMELON (KHARBOOZA)	KG	0.00	0.00	0.00	0.00	0.00	0.00	0.00
SWEETMELON (GARMA)	KG	0.00	0.00	0.00	0.00	0.00	0.00	0.00
PULSE MASOOR (WHOLE)	KG.	130.00	140.00	140.00	100.00	119.17	120.00	140.00
PULSE MASOOR (WASHED)	KG.	140.00	160.00	135.00	120.00	122.50	122.50	140.00
PULSE MOONG (WASHED)	KG.	120.00	160.00	135.00	120.00	117.50	117.50	140.00
PULSE MASH (WASHED)	KG.	210.00	220.00	210.00	160.00	168.33	175.00	220.00

Contd.

### 7.11 Intercity Consumer Prices February, 2017

Description	Unit	Wazira- bad	Sialkot	Faisal- abad	Jhang	Multan	Muzaffar- garh	D.G. Khan
PULSE GRAM	KG.	117.50	125.00	135.00	130.00	125.00	125.00	150.00
GRAM WHOLE BLACK AV.QLTY.	KG.	112.50	140.00	140.00	120.00	121.67	130.00	140.00
GRAM WHOLE YELLOW AV.QLTY	KG.	160.00	170.00	160.00	160.00	183.33	185.00	180.00
BEANS (LAL LOBIA)	KG.	120.00	150.00	165.00	130.00	158.33	155.00	160.00
POTATOES	KG	20.00	20.00	20.00	20.00	20.83	20.00	20.00
ONION	KG	32.50	35.00	32.50	30.00	27.50	27.50	30.00
TURNIP	KG	20.00	20.00	16.25	20.00	19.17	17.50	20.00
RADISH	KG	20.00	15.00	16.25	10.00	18.33	17.50	20.00
TOMATOES	KG	40.00	50.00	32.50	50.00	42.50	37.50	30.00
CABBAGE	KG	30.00	40.00	18.75	30.00	37.50	37.50	30.00
CAULIFLOWER	KG	30.00	30.00	18.75	30.00	29.17	32.50	30.00
BRINJAL	KG	0.00	0.00	0.00	0.00	0.00	0.00	0.00
PUMPKIN	KG	0.00	0.00	0.00	0.00	0.00	0.00	0.00
BOTTLEGOURD	KG	0.00	0.00	0.00	0.00	0.00	0.00	0.00
LADY FINGER	KG	0.00	0.00	0.00	0.00	0.00	0.00	0.00
PEAS	KG	50.00	50.00	52.50	50.00	55.83	55.00	70.00
SPINACH	KG	20.00	40.00	16.25	20.00	17.50	17.50	20.00
TINDA	KG	0.00	0.00	0.00	0.00	0.00	0.00	0.00
TURAI	KG	0.00	0.00	0.00	0.00	0.00	0.00	0.00
KARAILA	KG	0.00	0.00	0.00	0.00	0.00	0.00	0.00
ARVI	KG	0.00	0.00	0.00	0.00	0.00	0.00	0.00
CHILLIES GREEN	KG	70.00	80.00	77.50	70.00	73.33	75.00	60.00
CARROT	KG	22.50	25.00	18.75	20.00	20.00	20.00	20.00
COCUMBER (KHEERA)	KG	40.00	40.00	28.75	40.00	37.00	40.00	30.00
LEMON	250GM	20.00	20.00	20.00	20.00	25.83	27.50	30.00
SUGAR REFINED	KG.	64.00	63.00	62.00	65.00	60.00	60.00	65.00
GUR AV.QLTY	KG.	90.00	85.00	75.00	75.00	70.00	70.00	70.00
HONEY LANGANESE 500 GM.	BOTTLE	840.00	692.00	820.00	900.00	900.00	900.00	950.00
MILO 200 GM.	BOTTLE	166.67	222.00	260.00	187.00	200.00	200.00	300.00
CUSTARD POWDER RAFHAN 300 GM.	PKT	80.00	80.00	80.00	80.00	80.00	80.00	80.00
TOFFEE (HILAL)	EACH	1.00	1.00	2.00	2.00	1.00	1.00	1.00
CHOWKELATE CANDY (SMALL SIZE)	EACH	5.00	5.00	5.00	5.00	5.00	5.00	5.00
SWEETMEAT (MIXED)	KG	300.00	260.00	255.00	260.00	291.67	280.00	280.00
ICE CREAM WALLS	CUP.	40.00	40.00	40.00	45.00	40.00	40.00	40.00
ICE	KG	5.00	10.00	15.00	3.00	3.67	3.50	6.00
JAM AHMED/MITCHELLES	BOTTLE	125.00	125.00	140.00	130.00	130.00	130.00	140.00
SQUASH-MITCHELLES	BOTTLE	150.00	135.00	150.00	160.00	165.00	165.00	160.00
ROOH AFZA	BOTTLE	160.00	160.00	160.00	160.00	160.00	160.00	160.00
JAM-E-SHIREEN	BOTTLE	170.00	170.00	180.00	160.00	170.00	170.00	170.00
SAUNF	50 GM	20.00	20.00	17.50	16.00	16.67	19.00	12.00
CINAMON LOOSE AV. QLTY	50 GM.	25.00	20.00	22.50	30.00	24.00	27.50	20.00
CUMINSEED WHITE NATIONAL	50 GM.	52.00	52.00	54.00	55.00	52.00	52.00	52.00
PEPPER BLACK NATIONAL	50 GM.	110.00	96.00	110.00	96.00	110.00	110.00	100.00
CLOVES LOOSE AV.QLTY	50 GM.	100.00	90.00	100.00	70.00	90.83	82.50	70.00
CARDAMOM LARGE LOOSE AV.QLTY	50 GM.	110.00	130.00	150.00	140.00	138.33	160.00	120.00
CARDAMOM SMALL AV.QLTY	50 GM.	100.00	100.00	120.00	100.00	95.00	97.50	100.00
SALT-POWDERED (LAHORI) LOOSE	KG.	10.00	10.00	10.00	10.00	10.00	10.00	10.00
SALT POWDERED (NATIONAL/SHAN)	PKT	25.00	25.00	25.00	25.00	25.00	25.00	25.00
CHILLIES POWD.NATIONAL 200GM	PKT	105.00	105.00	105.00	105.00	105.00	105.00	105.00
CHILLIES POWDER LOOS	KG.	215.00	240.00	290.00	280.00	240.83	225.00	240.00
CORRIANDER SEED POWD.NATIONAL	PKT	105.00	110.00	104.00	96.00	104.00	104.00	0.00
CORRIANDER SEED (LOOSE)	KG.	140.00	300.00	290.00	220.00	236.67	250.00	220.00
TURMERIC POWD.NATIONAL 50GM	PKT.	35.00	35.00	35.00	36.00	35.00	35.00	35.00
CURRY POWD. NATIONAL 200 GM	PKT.	87.00	87.00	87.00	87.00	87.00	87.00	0.00
TOMATO KETCHUP AHMED/MITCHL	BOTTLE	100.00	85.00	100.00	90.00	95.00	95.00	85.00
PICKLES AHMED/MITCHELLES	BOTTLE	100.00	100.00	120.00	100.00	113.33	120.00	115.00
VINEGAR SYNTHETIC (SIRKA)	BOTTLE	70.00	80.00	100.00	85.00	82.00	85.00	80.00
GARLIC	KG	300.00	300.00	320.00	320.00	308.33	300.00	320.00
GINGER	KG	100.00	120.00	120.00	100.00	115.00	115.00	120.00
TAPAL DANEDAR TEA 200GM PACKET	PKT	157.89	157.89	157.89	157.89	157.89	157.89	157.89
TEA LIPTON YELLOW LABEL 200GM.	PKT.	178.94	178.95	178.95	178.94	178.95	178.95	178.94

Contd.



### 7.11 Intercity Consumer Prices February, 2017

Description	Unit	Wazira- bad	Sialkot	Faisal- abad	Jhang	Multan	Muzaffar- garh	D.G. Khan
TEA LOOSE KENYA AV.QLTY 250GM.	PKT.	160.00	110.00	160.00	150.00	125.83	140.00	110.00
COFFEE-NESCAFE 75 GM. **	BOTTLE	350.00	350.00	370.00	330.00	350.00	350.00	350.00
COLD DRINK (STANDARD SIZ)	BOTTLE	25.00	25.00	25.00	25.00	20.00	20.00	25.00
FRUIT JUICE TETRA PACK	PKT.	20.00	15.00	20.00	20.00	20.00	20.00	15.00
MINERAL WATER NESTLE 1.5 LTR	BOTTLE	45.00	50.00	45.00	50.00	50.00	50.00	50.00
CIGARETTES K-2 10'S **	PKT	75.00	75.00	70.00	60.00	62.00	62.00	65.00
CIGARETTES CAPSTAN 10'S **	PKT	75.00	75.00	70.00	75.00	67.00	67.00	75.00
CIGARETTES GOLD LEAF 20'S	PKT	135.00	140.00	140.00	140.00	125.00	125.00	135.00
CIGARETTES MORVEN GOLD 20'S	PKT	75.00	75.00	70.00	75.00	67.00	67.00	75.00
BETEL LEAVES	50GM.	65.00	70.00	60.00	50.00	57.50	62.50	100.00
BETEL NUTS	KG.	350.00	400.00	400.00	380.00	355.00	355.00	440.00
LONG CLOTH 57" GUL AHMED/AL-KARAM	METER	170.00	135.00	237.50	365.00	250.00	250.00	250.00
SHIRTING AV.QLTY.	METER	150.00	175.00	125.00	325.00	210.00	210.00	225.00
PANT CLOTH W & WEAR AV.QLTY	METER	312.50	300.00	475.00	600.00	342.50	345.00	350.00
LAWN PRINTED GUL AHMED/AL-KARAM	METER	197.50	177.50	240.00	400.00	360.00	360.00	362.50
GEORGETTE AV.QLTY	METER	150.00	130.00	160.00	400.00	108.00	125.00	125.00
LINEN AV.QLTY ***	METER	100.00	140.00	145.00	275.00	250.00	225.00	137.50
HEAVY WT SUITING LAWERNCPUR AVG QLTY	METER	1050.00	900.00	1450.00	2200.00	1200.00	1200.00	1700.00
HEAVY WT SUITING LAWERNCPUR SUP QLTY	METER	2350.00	1200.00	1550.00	2400.00	2400.00	1950.00	1950.00
TROPICAL SUITING LAW.PUR	METER	925.00	800.00	1200.00	2000.00	1200.00	1200.00	1100.00
PANT BOY 24"/26" LENGTH.	EACH	700.00	400.00	575.00	600.00	380.00	390.00	550.00
SHIRT BOY 24"/26" LENGTH	EACH	425.00	350.00	375.00	525.00	318.33	290.00	500.00
SCHOOL UNI. PANT,SHIRT BOYS	SUIT	1000.00	675.00	625.00	750.00	573.33	525.00	650.00
SCHOOL UNI. KAMEEZ,SHAL.BOYS	SUIT	1000.00	675.00	625.00	800.00	535.83	725.00	750.00
SCHOOL UNI. KAMEEZ,SHAL.GIRL	SUIT	900.00	675.00	775.00	800.00	530.00	675.00	850.00
FROCK W/WEAR GIRLS	EACH	875.00	700.00	712.50	1700.00	1550.00	1900.00	1100.00
AWAMI-SUIT W & W(BOY) 24"/26	SUIT	1050.00	1450.00	600.00	1000.00	815.00	875.00	1100.00
AWAMI-SUIT W&W (GENTS)AV.QLTY	SUIT	1050.00	1250.00	837.50	1600.00	1045.00	1425.00	1600.00
PULLOVER GENTS OXFORD/BON.	EACH	3050.00	3300.00	3100.00	3480.00	3250.00	3480.00	2700.00
PULLOVER LADIES OXFORD/BON.	EACH	2850.00	3300.00	3000.00	2650.00	2990.00	2880.00	2600.00
PULLOVER (GENTS) OTHERS A.QTY	EACH	600.00	700.00	800.00	900.00	1012.50	1050.00	750.00
SECOND-HAND COAT FOR MEN	EACH	500.00	500.00	450.00	650.00	425.00	225.00	200.00
SECONDHAND SWEETER FOR MEN DUP QLTY	EACH	525.00	350.00	325.00	250.00	237.50	135.00	50.00
SECONDHAND WINTER JACKET	EACH	600.00	400.00	500.00	650.00	315.00	275.00	150.00
UNDERWEAR AV.QLTY MEDIUM SIZE	EACH	150.00	100.00	75.00	150.00	165.00	165.00	130.00
VEST FOR MEN AV.QLTY.	EACH	105.00	100.00	110.00	180.00	151.67	155.00	110.00
VEST/SHAMEEZ (WOMEN) AVG. QLTY	EACH	130.00	125.00	112.50	300.00	158.00	135.00	155.00
SOCKS NYLON (PAKISTANI)	PAIR	90.00	65.00	65.00	130.00	96.67	95.00	90.00
BRASSIER AV.QLTY.	EACH	127.50	200.00	275.00	350.00	149.17	110.00	135.00
BRASSIER SUP QLTY	EACH	300.00	475.00	425.00	800.00	336.67	235.00	350.00
DOPATTA GEORGETTE AV.QLTY.	EACH	235.00	300.00	231.25	400.00	226.67	275.00	325.00
DOPATTA COTTON AV QLTY	EACH	180.00	250.00	171.25	225.00	210.00	250.00	275.00
CHADDAR (W/WEAR) (2x2.5 MTR)	EACH	312.50	400.00	450.00	500.00	375.00	475.00	450.00
LUNGI/DHOTI(COTTON) AVG. QLTY	EACH	250.00	300.00	300.00	300.00	228.33	290.00	375.00
HANDKERCHIEF AVG. QLTY PAK	EACH	50.00	35.00	40.00	35.00	42.50	55.00	50.00
HANDKERCHIEF SUP. QLTY PAK	EACH	70.00	50.00	55.00	60.00	55.83	72.50	72.50
GLOVES AV QLTY	PAIR	100.00	200.00	90.00	120.00	105.00	110.00	160.00
AZARBAND COTTON AVG. QLTY	EACH	25.00	10.00	15.00	15.00	13.00	13.50	20.00
SEWING THREAD/REEL(ASLI PARI)	EACH	6.00	5.00	5.50	7.00	7.00	10.00	6.00
WASHING CHARGES PAINT & SHIRT	SUIT	150.00	150.00	75.00	100.00	115.00	105.00	70.00
DRY CLEANING SUIT COAT PANT	SUIT	400.00	400.00	375.00	400.00	325.00	325.00	250.00
WASHING CH. (KAMIZ-SHALWAR)	PAIR	90.00	100.00	65.00	80.00	77.00	85.00	60.00
TAILORING SHIRT	EACH	375.00	300.00	375.00	400.00	370.00	300.00	325.00
TAILORING CHARGES PANT (MEN)	EACH	600.00	625.00	562.50	600.00	470.00	475.00	750.00
TAILORING COAT-PANT SUIT	SUIT	3200.00	3250.00	4000.00	4000.00	3933.33	3450.00	3250.00
TAILORING AWAMI-SUIT (MALE)	SUIT	600.00	500.00	600.00	550.00	625.00	475.00	550.00
TAILORING SUIT FEMALE	SUIT	500.00	500.00	475.00	500.00	345.00	350.00	500.00
GENTS SHOES PAUL BATA	PAIR	1199.00	1199.00	1199.00	1199.00	1199.00	1199.00	1199.00
GENTS SANDAL BATA	PAIR	699.00	699.00	699.00	699.00	699.00	699.00	699.00
GENTS SPOUNG CHAPPAL BATA	PAIR	199.00	199.00	199.00	199.00	199.00	199.00	199.00
LADIES SANDAL BATA	PAIR	499.00	499.00	499.00	499.00	499.00	499.00	499.00

Contd.

## 7.11 Intercity Consumer Prices February, 2017

Description	Unit	Wazira- bad	Sialkot	Faisal- abad	Jhang	Multan	Muzaffar- garh	D.G. Khan
LADIES SPOUNG CHAPPAL BATA	PAIR	179.00	179.00	179.00	179.00	179.00	179.00	179.00
CHILD SHOE POWER LITE BATA	PAIR	599.00	599.00	599.00	599.00	599.00	599.00	599.00
GENTS SHOE, ART 1109 SERVICE	PAIR	999.00	999.00	999.00	999.00	999.00	999.00	999.00
NYLON JOGGER 27 SIZE 2-5 ***	PAIR	1299.00	1299.00	1299.00	1299.00	1299.00	1299.00	0.00
CHINA FOOT WEAR AV. QLTY (MALE) *	PAIR	700.00	475.00	525.00	1000.00	516.67	525.00	450.00
CHINA FOOT WEAR AV. QLTY (FEMALE) *	PAIR	550.00	325.00	325.00	800.00	325.00	325.00	325.00
CHINA FOOT WEAR AV. QLTY (CHILDREN) *	PAIR	500.00	325.00	275.00	500.00	275.00	225.00	275.00
SHOE REPAIR HALF SOLE	PAIR	150.00	60.00	150.00	125.00	126.67	72.50	75.00
SHOES POLISH CHARGES AVERAGE SHOP	PAIR	15.00	10.00	17.50	30.00	18.33	17.50	20.00
HOUSE RENT (combined)	MONTH	3307.03	6357.26	6479.63	4546.27	7053.08	5054.29	4355.68
rent 2	pm	3307.03	6357.26	6479.63	4546.27	7053.08	5054.29	4355.68
RENT3	PM	3307.03	6357.26	6479.63	4546.27	7053.08	5054.29	4355.68
RENT4	PM	3307.03	6357.26	6479.63	4546.27	7053.08	5054.29	4355.68
RENT5	PM	3307.03	6357.26	6479.63	4546.27	7053.08	5054.29	4355.68
RENT6	PM	3307.03	6357.26	6479.63	4546.27	7053.08	5054.29	4355.68
SYNTHETIC ENEMAL ROBIALAC BALTI 3.64 LTR.	EACH	1700.00	2093.00	1840.00	1900.00	2258.00	2258.00	1686.00
SYNTHETIC ENEMAL ICI BALTI 3.64 LTR.	EACH	2138.00	2080.00	1850.00	1900.00	2185.00	2185.00	1783.00
CEMENT (LOCAL) SPECIFY BRAND NAME	BAG	550.00	530.00	545.00	555.00	540.00	535.00	540.00
BRICKS (NEW) IST CLASS	P/1000	8000.00	7500.00	6800.00	7500.00	6333.33	5500.00	5600.00
CEMENT BLOCKS (6"x8"x12")	P/100	0.00	0.00	0.00	4800.00	0.00	0.00	0.00
BAJREE	100CFT	5500.00	6000.00	6000.00	4000.00	5040.00	3500.00	2600.00
SAND (BLACK PIT SAND)	K100CFT	1800.00	3500.00	4000.00	2000.00	2000.00	1600.00	1800.00
TIMBER SHESHAM LOG IST QUALITY	cubmt.	52111.00	63000.00	63558.00	42377.00	86500.00	70620.00	52900.00
IRON BAR (M.S. BAR) 1/2"	P/TON	67000.00	62000.00	73000.00	64000.00	72000.00	68000.00	73000.00
CARPANTER WAGE RATE	P/DAY	800.00	825.00	600.00	900.00	1000.00	850.00	950.00
MASON (RAJ) WAGE RATE	P/DAY	1000.00	1050.00	1100.00	900.00	950.00	800.00	950.00
UNSKILLED LABOUR WAGE RATE	P/DAY	600.00	650.00	600.00	500.00	500.00	450.00	500.00
PLUMBER WAGE RSTE	P/DAY	800.00	700.00	625.00	900.00	1000.00	850.00	950.00
ELECTICIAN WAGE RATE PER DAY **	P/DAY	750.00	0.00	0.00	900.00	0.00	0.00	0.00
ELECTICIAN WAGE RATE PER POINT **	P/PNT	150.00	137.50	115.00	125.00	100.00	90.00	85.00
WATER CHARGES PER HOUSE	P/MONTH	70.00	100.00	128.75	70.00	100.00	0.00	75.00
ELECT.CHARGES UPTO 50 UNITS	P/UNIT	2.00	2.00	2.00	2.00	2.00	2.00	2.00
ELECT.CHARGES 01 - 100 UNIT	P/UNIT	6.18	6.18	6.18	6.18	6.18	6.18	6.18
ELECT.CHARGES 101 - 300 UNIT	P/UNIT	9.54	9.54	9.54	9.54	9.54	9.54	9.54
ELECT.CHARGES 301 - 1000 UNIT	P/UNIT	16.39	16.39	16.39	16.39	16.39	16.39	16.39
ELECT.CHARGES ABOVE 1000 UNIT	P/UNIT	18.39	18.39	18.39	18.39	18.39	18.39	18.39
ELEC	PM	10.50	10.50	10.50	10.50	10.50	10.50	10.50
GAS CHRGR upto 3.3719 MMBUT	MMBTU	128.70	128.70	128.70	128.70	128.70	128.70	128.70
GAS CHRGR 3.3719 - 6.7438 MMBUT	MMBTU	257.40	257.40	257.40	257.40	257.40	257.40	257.40
GAS CHRGR 6.7438 - 10.1157 MMBUT	MMBTU	257.40	257.40	257.40	257.40	257.40	257.40	257.40
GAS CHRGR10.1157 - 13.4876 MMBUT	MMBTU	702.00	702.00	702.00	702.00	702.00	702.00	702.00
GAS	PM	702.00	702.00	702.00	702.00	702.00	702.00	702.00
GAS	PM	409.50	409.50	409.50	409.50	409.50	409.50	409.50
KEROSENE OIL	LTR	73.00	77.00	69.00	80.00	67.50	75.00	90.00
FIREWOOD WHOLE	40 KG.	700.00	700.00	600.00	500.00	606.67	575.00	500.00
CHAIR SHESHAM WOOD WITH ARMS **	EACH	2200.00	1950.00	1450.00	2000.00	2000.00	1550.00	1500.00
CHAIR PLASTIC (CHAIRMAN) AVERAGE QUALITY	EACH	800.00	600.00	775.00	850.00	662.50	650.00	575.00
TABLE SHESHAM WOOD (4X2X5") ***	EACH	10000.00	6500.00	5000.00	4275.00	4800.00	4500.00	3000.00
SOFASET WOODEN WITH FOAM SEAT **	SET	20000.00	13500.00	17500.00	18000.00	13875.00	12250.00	16000.00
COT IRON (WITH NIWAR)AV.QLTY.	EACH	2000.00	2000.00	2250.00	2100.00	1850.00	1750.00	1700.00
ALMIRAH (STEEL) 6'X3' 20 GUAGE	EACH	9000.00	8650.00	9750.00	8000.00	7210.00	7200.00	9000.00
DINNING TABLE 6 CHAIRS A.QLTY	SET	24000.00	27500.00	17500.00	30000.00	19100.00	17500.00	21000.00
SINGLE BED WITHOUT FOAM MED.	EACH	9000.00	5500.00	5000.00	8000.00	6125.00	4900.00	4500.00
MATRESS SINGLE(4"THICK)	EACH	5200.00	3900.00	5000.00	5250.00	6000.00	6000.00	5500.00
FARSHI DARI 12'X9' AV.QLTY	EACH	975.00	975.00	1125.00	2500.00	1200.00	1300.00	1100.00
DARI COTTON (6'x2 1/2') AV.QL	EACH	450.00	400.00	550.00	500.00	450.00	600.00	450.00
CARPET PLAIN AV. QLTY	SQFT.	41.00	35.00	57.50	35.00	25.00	25.00	25.00
QUILT (LIHAF) 3 KG. COTTON	EACH	1050.00	775.00	1000.00	1300.00	1031.25	850.00	500.00
BLANKET (90" x 54")	EACH	2500.00	3500.00	4750.00	4200.00	3750.00	3750.00	2650.00
BEDSHEET SINGLE BED SUP.QLTY	EACH	375.00	425.00	825.00	700.00	633.33	525.00	650.00
BED SHEET DOUBLE WITH TWO PILLOW COVERS SUP QLTY	SET	800.00	1100.00	1662.50	1800.00	1258.33	1150.00	1100.00

Contd.

### 7.11 Intercity Consumer Prices February, 2017

Description	Unit	Wazira- bad	Sialkot	Faisal- abad	Jhang	Multan	Muzaffar- garh	D.G. Khan
TOWEL(3'x2') AV. QALTY	EACH	175.00	125.00	180.00	300.00	242.00	245.00	200.00
CEILING FAN 48" SUPER QLTY **	EACH	2400.00	2400.00	2900.00	3000.00	3495.00	3095.00	3095.00
PEDESTAL FAN 22" SUPER QLTY	EACH	3800.00	3300.00	4500.00	4800.00	5550.00	4750.00	4600.00
REFG. DAWLENCE 10 CFT. D.DOOR	EACH	31000.00	36200.00	28500.00	30500.00	30700.00	30700.00	27500.00
D-FREEZER WAVES 8 CFT.	EACH	31000.00	29400.00	27500.00	31000.00	30400.00	30400.00	31000.00
AIRCONDITIONER 1.5 TON PEL	EACH	40000.00	44000.00	42000.00	41500.00	40000.00	40000.00	42000.00
SPLIT AIR CONDITIONER 1.5 TON (SPECIFY BRAND NAME)	EACH	43000.00	41000.00	38000.00	49500.00	50990.00	50990.00	49000.00
AIRCOOLER SUPER ASIA	EACH	12000.00	13000.00	11500.00	11000.00	13000.00	13000.00	14500.00
WASHING MACHINE SINGER	EACH	15600.00	15600.00	17000.00	17000.00	17000.00	17000.00	17000.00
SEWING MACHINE(SINGER)	EACH	5860.00	6095.00	7400.00	6495.00	7400.00	7400.00	7400.00
GIZER LARGE SIZE 30 GALLON CAPACITY SUP QLTY	EACH	19400.00	13750.00	19500.00	22900.00	22900.00	22900.00	22900.00
GAS BURNER DOUBLE SPFY.BRAND	EACH	1350.00	1300.00	1550.00	2000.00	1475.00	1550.00	1300.00
ELECT. IRON PHILIPS MDL.1120	EACH	2200.00	1450.00	2000.00	1500.00	2200.00	1600.00	2100.00
ELECTRIC JUICER FOR APPLE	EACH	4500.00	6000.00	5750.00	7875.00	8000.00	8000.00	4500.00
S.STEEL DEGHCHI MEDIUM SIZE ***	EACH	600.00	430.00	575.00	500.00	767.50	400.00	350.00
ALUMINIUM COOKING PAN (DEGCHI ) MED SIZE	EACH	525.00	460.00	475.00	1300.00	296.25	285.00	350.00
NON STICK COOKING PAN (DEGCHI ) SUP. QLTY	EACH	1500.00	675.00	1100.00	1200.00	767.86	650.00	800.00
FRYING PAN STEEL AVG. QLTY MED. SIZE	EACH	500.00	310.00	325.00	550.00	295.00	195.00	375.00
TAWA IORN (MEDIUM SIZE) AVG. QLTY	EACH	300.00	275.00	275.00	312.00	210.00	210.00	200.00
S.STEEL PLATE A.QLTY.(M.SIZE)	EACH	82.50	67.50	60.00	80.00	75.00	55.00	60.00
TABLE SPOON S.STEEL SUP.QLTY.	DOZEN	350.00	305.00	375.00	400.00	275.83	245.00	350.00
WATER SET JUG+6 GLASSES (OMROC)	SET	380.00	737.50	725.00	450.00	450.00	475.00	400.00
TEA SET PAK. CHINAWARE 21 PCS.	SET	1600.00	1800.00	1500.00	1950.00	1725.00	1875.00	2000.00
DINNER SET PLASTIC 72 PIECES SUPERIOR QLTY	SET	5500.00	2750.00	8250.00	6000.00	4675.00	4750.00	6000.00
HOTPOT SET PLASTIC 3 PCS.	SET	1000.00	825.00	1212.50	1450.00	1275.00	1050.00	1600.00
BUCKET(BALTI) PLASTIC MED.SIZ	EACH	250.00	205.00	325.00	325.00	290.00	255.00	350.00
LOTA PLASTIC (MED SIZE) AVERAGE QUALITY	EACH	50.00	40.00	43.75	60.00	49.17	55.00	60.00
PRESURE COOKER 4 LTR.	EACH	1750.00	912.50	1325.00	1700.00	1650.00	1650.00	1450.00
WATER COOLER 9/10 LTR.PLASTIC ***	EACH	612.50	450.00	675.00	950.00	553.00	575.00	750.00
THERMOS STARVAC 1 LTR	EACH	600.00	600.00	431.25	600.00	450.00	450.00	600.00
BULB PHILIPS 100-WATTS	EACH	30.00	25.00	25.00	30.00	30.00	30.00	30.00
TUBE LIGHT PHILIPS 40 WATTS	EACH	95.00	95.00	97.50	95.00	100.00	100.00	95.00
ELECTRIC BLUBS "0" WATTE LOCAL	EACH	20.00	20.00	20.00	20.00	20.00	20.00	20.00
ELECTRIC BLUB ENERGY SAVER 14 WATTS	EACH	155.00	155.00	162.50	150.00	165.00	165.00	165.00
WASHING SOAP 250 GMS SPECIFY BRAND NAME	EACH	38.00	20.00	25.00	40.00	22.00	20.00	25.00
SURF EXCEL 400 GMS POLY BAG	EACH	130.00	125.00	130.00	130.00	130.00	130.00	125.00
WASHING POWDER 1000 GRM	EACH	150.00	185.00	185.00	185.00	150.00	150.00	150.00
WASHING POWDER (WHEEL/ BONUS) 100 GRAMS	EACH	90.00	95.00	92.50	90.00	90.00	90.00	90.00
CLEANSER POWDER VIM 1000 GM	PKT.	83.33	70.00	80.00	75.00	83.33	83.33	75.00
FINIS 500 ML	BOTTLE	193.75	218.75	195.00	250.00	200.00	237.50	195.00
PHNYLE TYPHONE/FINIS/CARRANITE 3 LITRES	BOTTLE	130.00	120.00	147.50	180.00	165.00	165.00	160.00
HARPIC	BOTTLE	150.00	145.00	155.00	150.00	150.00	150.00	155.00
BOOT POLISH CHERRY/KIWI 50ML	EACH	125.00	100.00	105.00	105.00	125.00	125.00	105.00
ROBIN BLUE (35 GRAMS)	PKT.	55.00	50.00	55.00	55.00	55.00	55.00	55.00
TISSU PAPER PERFUMED 100 PCS.	PKT	110.00	100.00	110.00	105.00	110.00	110.00	110.00
TOILET PAPER ROLL (R.PETEL)	P/ROLL	40.00	40.00	40.00	40.00	40.00	40.00	40.00
BOOT POLISH LIQUID CHEERY BLOSSOM KIWI 75 ML	BOTTLE	150.00	125.00	160.00	150.00	160.00	160.00	160.00
MATCH BOX SMALL	EACH	2.00	2.00	2.50	2.00	2.00	2.00	3.00
DRY CELL 1.5 VOLT(LOCAL)	EACH	20.00	15.00	25.00	25.00	25.00	25.00	25.00
HAND STITCHING NEEDLE M.SIZE	PACKET	5.00	10.00	9.00	10.00	10.00	10.00	10.00
SEWING MACHINE NEEDLE (SINGER)	EACH	6.00	8.00	7.00	8.50	8.60	8.60	5.00
HOUSEHOLD SERVANT FEMALE P/T	P/MNTH	1500.00	1100.00	2250.00	3000.00	1500.00	1200.00	1750.00
MARRIAGE HALL WITH FURNITURE	P/HEAD	105.00	90.00	130.00	150.00	96.67	72.50	110.00
SEPTRAN TABLETS	10TAB.	16.00	19.30	20.00	18.10	16.00	16.00	19.30
BRUFEN TABS 200-MG.	10TAB.	10.00	10.00	10.00	8.90	8.90	8.90	8.90
PANADOL TAB. EXTRA/PLAIN	10TAB.	12.00	12.00	12.00	12.00	12.00	12.00	12.00
DISPRIN TAB.	10TAB.	14.00	12.40	12.50	12.40	12.40	12.40	12.85
TRISIL TAB.	10 TAB	10.00	10.00	10.00	10.00	10.00	10.00	10.00
FLAGYL TAB. 200 MG.	10TAB.	10.00	10.00	10.00	10.00	10.00	10.00	10.00
VENTOLIN TAB. 2MG.	10TAB.	10.00	10.00	10.00	9.90	9.90	9.90	9.90
DAONIL TAB. 5 MG.	10TAB.	17.00	17.00	17.00	16.80	16.83	16.83	17.00

Contd.

## 7.11 Intercity Consumer Prices February, 2017

Description	Unit	Wazira- bad	Sialkot	Faisal- abad	Jhang	Multan	Muzaffar- garh	D.G. Khan
ENTOX TAB.	10TAB.	10.00	10.00	16.00	15.00	15.00	15.00	15.00
RENITEC TAB. 5 MG.	10TAB.	58.50	58.50	58.50	58.80	58.50	58.50	58.50
CAC. 1000 TAB	BOTTLE	122.00	122.00	122.00	122.00	124.44	124.44	122.00
AMOXIL CAPSOLE 250 MG.S	10CAP.	35.00	36.00	36.00	35.70	35.70	35.70	35.70
CALCIUM SYRUP SANDOZ	BOTTLE	64.00	64.00	64.00	64.00	64.00	64.00	64.00
LEDERPLEX SYRUP	BOTTLE	52.74	52.70	39.00	52.75	52.74	52.74	51.00
SANCOS SYRUP (50 ML.)	BOTTLE	30.00	30.00	30.00	30.00	30.00	30.00	30.00
PHENERGAN SYRUP 120 ML.	BOTTLE	34.50	33.00	34.00	33.00	33.00	33.00	33.00
CALPOL SYRUP 60 ML.	BOTTLE	28.00	28.00	28.00	28.00	28.39	28.39	28.00
HYDRYLLIN SYRUP 120 ML.	BOTTLE	69.00	69.00	69.00	69.00	69.00	69.00	69.00
POLYFAX EYE OINTMENT	TUBE	21.00	21.00	21.00	21.00	21.00	21.00	21.00
BETNESOL EYE DROPS	BOTTLE	33.89	33.89	33.00	33.89	33.89	33.89	33.89
EAR DROPS (CARDISPORINE) ***	BOTTLE	21.00	21.00	25.00	25.00	21.00	21.00	21.00
BETNOVATE-N OINTMENT 5 GMS	TUBE	16.67	16.00	16.00	16.00	16.68	16.68	16.00
BURNOL CREAM 30 GRM	TUBE	55.42	55.42	55.42	55.42	55.42	55.42	55.42
VICKS VAPORUB/BALM	BOTTLE	36.00	36.00	36.00	36.00	36.00	36.00	36.00
GLYCRINE SMALL BOTTLE	BOTTLE	17.00	35.00	20.00	30.00	20.00	20.00	20.00
JOUHAR JOSHANDA	PKT.	8.00	8.00	10.00	10.00	10.00	10.00	10.00
GALXOS-D (450 GRMS)	PKT.	157.50	157.50	140.00	157.50	157.50	157.50	157.50
GRIPE-WATER WOODWARDS	BOTTLE	55.00	55.00	55.00	55.00	55.00	55.00	55.00
SANIPLAST ONE PUTTY	EACH	2.00	1.40	2.00	2.00	1.40	1.40	1.40
O.R.S. (NIMCOL)	PKT.	18.00	15.00	18.00	18.00	18.00	18.00	17.00
DETTOL (MEDIUM)	BOTTLE	65.00	65.00	46.00	65.00	65.00	65.00	65.00
COTTON BANDAGE 2" - 4"	EACH	7.00	10.00	7.50	7.50	7.00	10.00	7.00
THERMOMETER CHINA	EACH	35.00	40.00	46.25	40.00	50.83	57.50	50.00
DOCTOR (MBBS) CLINIC FEE	P/PAT.	100.00	100.00	125.00	300.00	100.00	100.00	200.00
URINE TEST (DR) CHARGES	P/TEST	100.00	150.00	55.00	60.00	75.00	55.00	100.00
BLOOD TEST (CP) CHARGES	P/TEST	300.00	350.00	225.00	200.00	290.00	225.00	350.00
SUGAR TEST (RANDOM/FASTING BOTH) CHARGES	P/TEST	200.00	200.00	200.00	150.00	130.00	100.00	140.00
ECG CHARGES	P/TEST	200.00	150.00	200.00	200.00	312.50	125.00	300.00
X-RAY (CHEST) CHARGES	P/X-RAY	300.00	200.00	350.00	500.00	250.00	200.00	350.00
CAR SUZUKI 800 CC (W/O. A/C)	EACH	0.00	660000.00	652800.00	660000.00	660000.00	0.00	635000.00
CAR SUZUKI 1000 CC	EACH	0.00	1124000.00	1092800.00	1149000.00	1149000.00	0.00	1119000.00
CAR TOYOTA 1300 CC	EACH	0.00	1661500.00	1520500.00	1805500.00	1712000.00	0.00	5520875.00
CAR HONDA CIVIC	EACH	0.00	2580000.00	0.00	0.00	2510000.00	0.00	0.00
MOTORCYCLE HONDA CD-70.	EACH	63500.00	63500.00	63500.00	63500.00	63500.00	63500.00	63500.00
MOTORCYCLE YAMAHA 100CC.	EACH	79300.00	79300.00	79300.00	79300.00	80000.00	80000.00	79300.00
MOTOR CYCLE HERO 70 CC	EACH	42500.00	45000.00	47500.00	44000.00	47500.00	0.00	42000.00
BICYCLE WITH TYRES & TUBES	EACH	7000.00	7200.00	7600.00	8000.00	7000.00	7150.00	7750.00
TYRE CAR WITH TUBE GENERAL	EACH	3000.00	3000.00	2800.00	3000.00	2500.00	2500.00	2800.00
TYRE MOTOR CYCLE WITHOUT TUBE	EACH	1200.00	1120.00	1300.00	800.00	850.00	850.00	900.00
TYRE CYCLE SPECIFY BRAND NAME	EACH	330.00	350.00	425.00	300.00	300.00	300.00	320.00
TYRE CAR W/O TUBE	EACH	2700.00	3000.00	3200.00	3000.00	2500.00	0.00	2800.00
PETROL SUPER	LITRE	71.29	71.29	71.29	71.29	71.29	71.29	71.29
HIGH SPEED DIESEL HSD	LITRE	80.48	80.48	80.48	80.48	80.48	80.48	80.48
CNG	K.G.	67.50	67.50	67.50	67.50	67.50	67.50	67.50
GAS CYLINDER STAND. SIZE	EACH	1100.00	1210.00	1150.00	1100.00	1100.00	1100.00	1000.00
MOTOR CYCLE SERVICE CHARGES	EACH	300.00	175.00	225.00	270.00	235.00	260.00	250.00
CAR SERVICE CHARGES	EACH	250.00	400.00	300.00	300.00	275.00	275.00	225.00
TYRE PUNCTURE CHARGES	EACH	50.00	100.00	70.00	60.00	70.00	65.00	40.00
CYCLE OVERHAULING CHARGES	EACH	200.00	350.00	275.00	450.00	281.00	290.00	275.00
CAR TAX FOR 800CC TO 1300CC	YEARLY	2650.00	2650.00	2650.00	2650.00	2650.00	2650.00	2650.00
TRAIN FARE ECO. 1-100 KM.	P/KM.	0.68	0.68	0.68	0.68	0.68	0.68	0.68
TRAIN FARE ECO. 101-500 KM.	P/KM.	0.98	0.98	0.98	0.98	0.98	0.98	0.98
TRAIN FARE ECO. > 500 KM.	P/KM.	0.89	0.89	0.89	0.89	0.89	0.89	0.89
TRAIN FARE IST SLP. 1-100KM	P/KM.	2.10	2.10	2.10	2.10	2.10	2.10	2.10
TRAIN FARE IST SLP.101-500 KM	P/KM.	2.59	2.59	2.59	2.59	2.59	2.59	2.59
TRAIN FARE IST SLP. > 500 KM	P/KM.	1.99	1.99	1.99	1.99	1.99	1.99	1.99
TRAIN FARE A/C SLP. 1-100KM.	P/KM	5.76	5.76	5.76	5.76	5.76	5.76	5.76
TRAIN FARE A/C SLP.101-500KM	P/KM.	4.59	4.59	4.59	4.59	4.59	4.59	4.59
TRAIN FARE A/C SLP > 500KM.	P/KM	4.16	4.16	4.16	4.16	4.16	4.16	4.16

Contd.

### 7.11 Intercity Consumer Prices February, 2017

Description	Unit	Wazira- bad	Sialkot	Faisal- abad	Jhang	Multan	Muzaffar- garh	D.G. Khan
PLATFORM TICKET	EACH	10.00	10.00	10.00	10.00	10.00	10.00	10.00
AUTO RICKSHAW FARES	KM/MIN	50.00	60.00	65.00	50.00	30.00	30.00	50.00
FULL TONGA CHARGES	KM/MIN	60.00	60.00	75.00	100.00	49.38	50.00	56.00
TAXI 4 SEATER FARE	KM/MIN	100.00	100.00	60.00	90.00	100.00	100.00	50.00
BUS FARE MIN (WITHIN CITY)	TICKET	9.00	0.00	9.00	0.00	9.00	0.00	0.00
BUS FARE MAX (WITHIN CIT	TICKET	21.00	0.00	21.00	0.00	21.00	0.00	0.00
BUS FARE OUTSIDE CITY	P/KM.	0.86	0.86	0.86	0.86	0.86	0.86	0.86
A/C BUS FARE OUTSIDE CITY	P/KM.	1.45	1.11	1.74	1.56	1.40	1.40	1.40
MINIBUS FARE MIN.WITH IN CITY	TICKET	10.00	0.00	0.00	0.00	11.00	0.00	0.00
MINIBUS FARE MAX.WITH IN CITY	TICKET	10.00	0.00	0.00	0.00	24.00	0.00	0.00
SUZUKI FARE MIN.WITH IN CITY	TICKET	0.00	15.00	15.00	15.00	11.00	0.00	8.00
SUZUKI FARE MAXIMUM W.IN CITY	TICKET	0.00	20.00	27.50	20.00	21.00	0.00	8.00
AIR FARE ECONOMY CLASS.	P/KM.	0.00	19.26	19.26	0.00	19.26	0.00	19.26
POSTAL ENVELOPE DOMESTIC	EACH	8.00	8.00	8.00	8.00	8.00	8.00	8.00
ENVELOPE FOR SAUDI ARABIA	EACH	50.00	50.00	50.00	50.00	50.00	50.00	50.00
POSTAL REGISTRATION CHARGES	EACH	38.00	38.00	38.00	38.00	38.00	38.00	38.00
U.M.S. REG CHARGES MIN.	EACH	59.00	59.00	59.00	59.00	59.00	59.00	59.00
T.C.S. CH. MIN.WITH IN ZONE	EACH	150.00	110.00	150.00	160.00	160.00	160.00	160.00
TELEPHONE CHARGES LOCAL CALL	P/CALL	3.94	3.94	3.94	3.94	3.94	3.94	3.94
TEL CHARGES OUT SIDE CITY	P/CALL	3.94	3.94	3.94	3.94	3.94	3.94	3.94
INTERNET CHARGES	P/HOUR	50.00	25.00	22.50	50.00	20.00	22.50	20.00
MOBILE CELL CHARGES	P/UNIT	3.00	3.06	3.00	3.00	3.00	4.00	3.00
FAX CHARGES (LOCAL)	P/PAGE	30.00	10.00	16.25	40.00	20.00	20.00	15.00
TELEPHONE SET AV. QLTY	EACH	450.00	300.00	475.00	900.00	775.00	475.00	900.00
MOBILE SET NOKIA/SONY/ERICSON/SAMSUNG WITHOUT CAMERA	EACH	4250.00	2600.00	2200.00	3200.00	3100.00	3100.00	2600.00
T.V. 20" COLORED WEGA H-A21.	EACH	18500.00	20000.00	22500.00	12500.00	23500.00	23500.00	23500.00
T.V 20" COLOR CHINA/KORIA)	EACH	7000.00	13500.00	16900.00	5500.00	15500.00	15500.00	14900.00
V.C.P. PANASONIC/LG/NAT	EACH	0.00	5400.00	5750.00	0.00	0.00	0.00	0.00
DVD/VCD PLAYER PANASONIC/LG	EACH	4100.00	4500.00	4500.00	6000.00	4500.00	4200.00	4000.00
RADIO WITH C.PLAYER NATIONAL	EACH	2500.00	2250.00	2175.00	1250.00	3500.00	0.00	3000.00
PERSONNEL COMPUTER (BRANDED)	EACH	37500.00	35000.00	38820.00	50000.00	48200.00	48200.00	35000.00
VID. CASSETTE BLK. TDK/SONY	EACH	0.00	100.00	150.00	100.00	180.00	170.00	150.00
COM. C.D. (TDK/IMATION)	EACH	35.00	40.00	67.50	40.00	60.00	60.00	60.00
TAPE RECORDER CASSETTE BLANK	EACH	35.00	30.00	65.00	60.00	50.00	42.50	40.00
VIDEO GAME SEGA 16 BYTE	EACH	0.00	1250.00	1500.00	1150.00	1300.00	0.00	1600.00
CINEMA A/C. HIGH CLASS	TICKET	0.00	40.00	150.00	0.00	275.00	0.00	0.00
CINEMA NON-A/C HIGH CLASS	TICKET	0.00	40.00	100.00	30.00	150.00	40.00	35.00
CABLE CHARGES	P/MONTH	300.00	250.00	300.00	300.00	300.00	275.00	350.00
TV.LICENCE FEE DOMESTIC	YEARLY	420.00	420.00	420.00	420.00	420.00	420.00	420.00
ENGLISH BOOK CLASS V1	EACH	77.00	77.00	77.00	77.00	77.25	77.00	77.00
ENGLISH BOOK CLASS IX OR X	EACH	130.00	130.00	130.00	130.00	130.00	130.00	130.00
ENG. BOOK IST.YR COMPLETE SET	EACH	84.00	84.00	84.00	84.00	84.00	84.00	84.00
ENGLISH BOOK BA/B.SC	EACH	178.00	178.00	178.00	178.00	178.00	178.00	178.00
URDU BOOK CLASS V (T.B.BORD)	EACH	59.00	59.00	59.00	59.00	59.00	59.00	59.00
URDU BOOK CLASS IX/X(T.B.B)	EACH	139.00	139.00	139.00	139.00	139.00	139.00	139.00
URDU BOOK IST.YEAR/INTER	EACH	53.00	53.00	53.00	53.00	53.00	53.00	53.00
URDU BOOK BA/B.SC	EACH	140.00	140.00	140.00	140.00	140.00	140.00	140.00
MATHS BOOK CALSS V (T.B.B)	EACH	78.00	78.00	78.00	78.00	78.00	78.00	78.00
MATHS BOOK CLASS IX OR X	EACH	279.00	279.00	279.00	279.00	279.00	279.00	279.00
MATHS BOOK IST.YEAR (T.B.B)	EACH	156.00	156.00	156.00	156.00	156.00	156.00	156.00
PAKISTAN STUDIES BOOK BA/B.SC	EACH	125.00	125.00	125.00	125.00	125.00	125.00	125.00
DAILY "DAWN"	P/COPY	20.00	19.00	20.00	20.00	20.00	20.00	20.00
DAILY "JANG"	P/COPY	13.00	12.00	13.00	13.00	13.00	13.00	13.00
DAILY "NAWA-E-WAQT"	P/COPY	13.00	12.00	13.00	13.00	13.00	13.00	13.00
WEEKLY "AKHBAR-E-JAHAN"	P/COPY	55.00	55.00	55.00	55.00	55.00	55.00	55.00
WEEKLY "MAG"	P/COPY	45.00	45.00	45.00	45.00	45.00	45.00	45.00
MONTHLY "NAUNEHAL DIGEST"	P/COPY	35.00	35.00	35.00	35.00	35.00	35.00	35.00
PAPER FOOLSCAPE (27"x17")	QUIRE	30.00	30.00	45.00	50.00	37.50	33.75	30.00
EXERCISE.BOOK LINED 80/100 PGS	EACH	40.00	80.00	57.50	70.00	32.50	27.50	30.00
PENCILGOLDFISH/DEER	EACH	7.00	7.00	6.00	7.00	6.50	6.00	6.00
PEN INK DOLLOR 57 ML BOTTLE	EACH	20.00	25.00	20.00	20.00	20.00	20.00	20.00

Contd.

## 7.11 Intercity Consumer Prices February, 2017

Description	Unit	Wazira- bad	Sialkot	Faisal- abad	Jhang	Multan	Muzaffar- garh	D.G. Khan
PHOTOSTATE PAPER 70 GM	PRT	380.00	320.00	345.00	320.00	290.00	330.00	300.00
BALL PEN (local)	EACH	5.00	5.00	5.00	8.00	5.83	6.00	7.00
FOUNTAIN PEN HERO/WINGS/CHINA	EACH	40.00	40.00	50.00	50.00	45.00	50.00	35.00
PRIVATE SCHOOL FEE ENGLISH MEDIUM AVERAGE STANDARD (CLASS I)	P/ MONTH	1100.00	900.00	2100.00	1400.00	2191.67	866.67	1300.00
PRIVATE SCHOOL FEE ENGLISH MEDIUM AVERAGE STANDARD (CLASS V)	P/ MONTH	1300.00	1000.00	2200.00	1400.00	2466.67	966.67	1350.00
PRIVATE SCHOOL FEE ENGLISH MEDIUM AVERAGE STANDARD (CLASS VI)	P/ MONTH	1500.00	1000.00	2400.00	1500.00	2650.00	1150.00	1400.00
PRIVATE SCHOOL FEE ENGLISH MEDIUM AVERAGE STANDARD (CLASS X)	P/ MONTH	1700.00	1200.00	2200.00	1700.00	2908.33	1533.33	2250.00
PRIVATE MEDICLLE COLLEGE FEE MBBS (IST YEAR)	P/ MONTH	0.00	0.00	53500.00	0.00	45166.67	0.00	0.00
PRIVATE ENGINEERING COLLEGE FEE (ISTR YEAR)	P/ MONTH	0.00	0.00	3200.00	0.00	13333.33	0.00	0.00
GOVT. COLLEGE FEE IST. YEAR	MONTH	50.00	50.00	50.00	50.00	50.00	50.00	50.00
GOVT. COLLEGE FEE 4TH. YEAR	MONTH	60.00	60.00	60.00	60.00	60.00	60.00	60.00
GOVT. UNIVERSITY FEE MSC.	MONTH	77.50	0.00	670.00	180.00	1666.66	0.00	833.00
GOVT. MED. COLLEGE FEE MBBS	MONTH	873.00	0.00	1250.00	0.00	1250.00	0.00	1250.00
GOVT. ENGG. COLL. FEE I YEAR	MONTH	1558.00	0.00	3200.00	0.00	3333.33	0.00	0.00
COACHING FEE FOR CLASS IX/X	P/ MONTH	500.00	550.00	1200.00	1200.00	800.00	500.00	500.00
COACHING CHARGES FOR CLASS IST YEAR/INTER (SCIENCE)	P/ MONTH	1000.00	1900.00	1700.00	2000.00	1200.00	900.00	1500.00
COACHING CHARGES FOR CLASS IST YEAR/INTER (COMMERCE)	P/ MONTH	1000.00	2400.00	1375.00	2000.00	1133.33	900.00	1000.00
I.T. TUITION FEES	P/ MONTH	3900.00	0.00	5500.00	2000.00	3000.00	0.00	2000.00
MBA TUITION FEES	P/ MONTH	2000.00	0.00	17000.00	0.00	6907.78	0.00	2000.00
BREAD TANDOORI ST. SIZE	EACH	6.00	7.00	6.00	6.00	6.00	5.50	5.00
COOKED MUTTON (AV. HOTEL)	PLATE	140.00	125.00	135.00	150.00	105.00	135.00	100.00
COOKED BEEF (AV. HOTEL)	PLATE	75.00	60.00	72.50	90.00	80.00	80.00	60.00
COOKED DAL (AV. HOTEL)	PLATE	50.00	40.00	42.50	70.00	40.00	45.00	35.00
CHICKEN BIRYANI FULL/DOUBLE	PLATE	130.00	160.00	120.00	200.00	131.67	100.00	80.00
TEA PREPARED (ORDINARY)	CUP	20.00	17.50	20.00	20.00	20.00	20.00	20.00
HAIRCUT CHARGES FOR MEN	P/CUT	70.00	60.00	70.00	60.00	75.00	75.00	50.00
BEAUTY PORL HAIR STYL CHARGE	P/STY.	300.00	175.00	212.50	300.00	300.00	225.00	200.00
SHAVING CHARGES	PER SHV	40.00	40.00	32.50	30.00	36.67	40.00	30.00
LIPSTICK S.MISS/MEDORA	EACH	120.00	90.00	110.00	120.00	120.00	120.00	120.00
NAIL POLISH S.MISS/MEDORA	EACH	60.00	65.00	105.00	115.00	100.00	100.00	60.00
PERFUME MED.SIZE MEDORA/BROACH	EACH	120.00	180.00	200.00	200.00	120.00	120.00	120.00
HAIR-OIL AMLA/CHAMBELI	BOTTLE	110.00	100.00	120.00	130.00	120.00	120.00	120.00
TOILET SOAP LUX 95 GRAMS	EACH	44.78	33.40	42.00	35.00	34.00	34.00	33.00
TOILET SOAP LIFEBOUY 140 GRM	EACH	48.69	37.00	47.00	47.00	40.00	40.00	37.00
TOILET SOAP SAFEGUARD BATH SIZE	EACH	48.00	50.00	48.00	50.00	50.00	48.00	50.00
TOOTHPASTE MACKLINES 70 GRM	EACH	50.00	50.00	50.00	50.00	50.00	50.00	50.00
TOOTHPAST MED SIZE CLGATE 70 GMS	EACH	60.66	70.00	82.50	80.00	75.00	75.00	85.00
TOOTHBRUSH SHEILD A/PLAUQUE	EACH	45.00	40.00	75.00	60.00	30.00	25.00	35.00
TOOTHPOWDER DENTONIC 90 GRM	EACH	30.00	36.00	32.00	32.00	35.00	35.00	32.00
HAIR-COLOUR BEGIN (6 GMS)	EACH	105.00	100.00	100.00	100.00	110.00	110.00	105.00
HAIR COLOUR (KALAKOLA)	BOTTLE	140.00	120.00	120.00	130.00	130.00	130.00	130.00
FACECREAM PONDS (MEDIUM)	EACH	120.00	105.00	110.00	120.00	120.00	120.00	120.00
TALC POWDER VICE ROAY,B.CAT	EACH	145.00	120.00	150.00	150.00	145.00	145.00	145.00
BLADE TREET ORDINARY 10'S	PKT.	40.00	40.00	30.00	30.00	30.00	30.00	35.00
BLADE 7-O-CLOCK STAIN. 5'S	PKT.	35.00	30.00	30.00	35.00	35.00	35.00	35.00
SHAMPOO SUNSILK/PAINTIN 100 ML	BOTTLE	110.00	110.00	99.00	100.00	110.00	110.00	110.00
BEAUTY CREAM (FAIR & LOVELY)	EACH	185.00	99.00	75.00	195.00	185.00	185.00	115.00
HAIR REMOVING CREAM (EU-CREAM)	TUBE	65.00	65.00	60.00	65.00	65.00	65.00	65.00
GEL MEDIUM SIZE	BOTTLE	70.00	65.00	95.00	125.00	100.00	100.00	155.00
DISPOSABLE RAZOR GILLET-II	EACH	40.00	45.00	40.00	45.00	40.00	40.00	40.00
SHAVING CREAM TOUCH-ME/ADM.	EACH	65.00	60.00	55.00	75.00	70.00	70.00	70.00
GOLD TEZABI 24 CT	10 GM.	43300.00	43040.00	43220.00	42695.00	42695.00	42695.00	42867.00
SILVER TEZABI 24 CT	10 GM.	600.00	688.00	670.00	664.00	652.00	652.00	660.00
ARTIFICIAL JEWELLARY SET	SET	800.00	200.00	575.00	450.00	656.25	575.00	450.00
WRIST WATCH GENTS CITIZEN (ORIGINAL) ***	EACH	2500.00	2400.00	5250.00	5000.00	2500.00	2600.00	2500.00
WRIST WATCH LADIES CITIZEN (ORIGINAL) ***	EACH	2400.00	2400.00	5250.00	5000.00	2500.00	0.00	2500.00
WALL CLOCK QUARTZ AV.QLTY	EACH	500.00	400.00	537.50	1000.00	400.00	325.00	550.00
SUITCASE REXIN (24"x16"x6")	EACH	1000.00	1200.00	1250.00	1500.00	775.00	725.00	1200.00
TRUNK MEDIUM SIZE ***	EACH	1500.00	1500.00	1550.00	1400.00	1191.67	1325.00	1500.00
PURSE LADIES (LEATHER) AVERAGE QUALITY	EACH	850.00	500.00	550.00	900.00	1266.67	1300.00	450.00

### 7.11 Intercity Consumer Prices February, 2017

Description	Unit	Vehari	Sargodha	Mianwali	Bahawal- pur	Bahawal- nagar	R.Y. Khan
WHEAT	10 KG.	330.00	332.50	330.00	340.00	342.50	337.50
WHEAT FLOUR FINE/SUPERIOR.	KG.	42.00	42.00	40.00	40.00	40.00	40.00
WHEAT FLOUR AVG. QLTY	KG.	40.00	36.00	38.00	38.00	39.00	39.00
WHEAT FLOUR BAG	10 KG.	380.00	355.00	370.00	380.00	370.00	360.00
MAIDA	KG.	50.00	55.00	50.00	48.00	50.00	50.00
SUJI	KG.	55.00	55.00	50.00	50.00	50.00	50.00
BESAN AV. QLTY.	KG.	162.50	150.00	160.00	165.00	130.00	140.00
RICE BASMATI SUP. QLTY.	KG.	117.50	110.00	120.00	125.00	105.00	110.00
RICE BASMATI 385/386	KG.	72.50	70.00	80.00	95.00	70.00	70.00
RICE BASMATI BROKEN AV.QLTY	KG.	72.50	55.00	60.00	55.00	50.00	70.00
RICE IRRI-6 (SINDH/PUNJAB)	KG.	40.00	50.00	60.00	47.50	45.00	40.00
VERMICELLI	KG.	80.00	70.00	120.00	85.00	80.00	80.00
BREAD PLAIN MEDIUM SIZE	EACH	60.00	40.00	40.00	45.00	40.00	38.00
RUSK (PAPAY)	KG.	200.00	200.00	200.00	220.00	210.00	200.00
BISCUITS-PACKED	PKT	40.00	35.00	40.00	35.00	37.50	35.00
BISCUIT-BAKERY (LOOSE)	250 GM	80.00	80.00	80.00	97.50	70.00	85.00
CORNFLAKS FAUJI 225 GM.	PKT	180.00	220.00	220.00	180.00	180.00	171.00
SAMOSAS (VEGETABLE)	EACH	15.00	17.50	20.00	10.00	20.00	17.00
PASTRY AV.QLTY.	EACH	30.00	30.00	30.00	40.00	25.00	35.00
PATTIES (VEGETABLES)	EACH	15.00	30.00	30.00	20.00	20.00	25.00
NIMCO	250 GM	70.00	60.00	80.00	60.00	80.00	88.00
CHIPS	250 GM	62.50	100.00	40.00	70.00	55.00	128.00
BEEF WITH BONE AV.QLTY.	KG	295.00	310.00	320.00	300.00	280.00	270.00
MUTTON AV.QLTY.	KG	550.00	700.00	600.00	600.00	550.00	550.00
CHICKEN FARM BROILER (LIVE)	KG	135.00	135.00	131.00	122.00	139.00	142.00
FISH-RAHU MEDIUM SIZE	KG	290.00	245.00	350.00	290.00	255.00	300.00
MILK FRESH (UNBOILED)	LTR.	67.50	65.00	70.00	67.50	70.00	60.00
CURD	KG.	77.50	80.00	80.00	80.00	80.00	80.00
MILK TETRA PACK 1/2 LTR.	PKT.	60.00	65.00	60.00	60.00	60.00	65.00
LACTOGEN 400 GRAMS	PKT.	440.00	445.00	440.00	440.00	435.00	425.00
POWDER MILK NIDO 400GM.	PKT	380.00	358.98	385.00	358.97	390.00	390.00
MILK POWDER LOOSE/PACKED	KG.	450.00	550.00	450.00	475.00	550.00	480.00
BUTTER LOCAL PACKED	50 GM.	30.00	30.00	40.00	40.00	21.42	30.00
EGGS FARM	DOZ	90.00	105.00	100.00	110.00	96.00	102.00
MUSTARD OIL AV.QLTY.	KG.	155.00	175.00	180.00	170.00	160.00	170.00
COOKING OIL (DALDA)	2.5LTR	465.00	470.00	460.00	465.00	465.00	465.00
COOKING OIL (PAKWAN) OTHER BRAND SPECIFY	2.5 LTR	460.00	381.67	400.00	395.00	450.00	433.00
VEGETABLE GHEE TIN	2.5KG.	460.00	465.00	445.00	460.00	460.00	460.00
VEGETABLE GHEE (LOOSE)	KG.	173.00	142.00	130.00	150.00	155.00	150.00
DATES AV.QLTY.	KG.	180.00	155.00	180.00	155.00	200.00	160.00
PISTACHIO AV.QLTY.	50 GM.	125.00	120.00	120.00	105.00	120.00	110.00
ALMONDS WHOLE AV.QLTY.	KG.	725.00	600.00	500.00	425.00	800.00	650.00
COCONUT DRY AV.QLTY.	KG.	320.00	265.00	350.00	272.50	280.00	280.00
RAISINS AV.QLTY.	50 GM.	27.50	20.00	30.00	23.00	20.00	20.00
GROUNDNUTS (WITH SHELL)	KG.	175.00	245.00	240.00	230.00	160.00	180.00
MALTA/MOSAMBI	DOZ	140.00	80.00	140.00	160.00	175.00	130.00
KINNU	DOZ	100.00	65.00	100.00	90.00	85.00	120.00
APPLE	KG	145.00	80.00	120.00	110.00	140.00	150.00
ALOO BUKHARA	KG	0.00	0.00	0.00	0.00	0.00	0.00
POMEGRANATE (ANNAR)	KG	235.00	200.00	240.00	250.00	200.00	200.00
GRAPES	KG	0.00	0.00	0.00	0.00	0.00	0.00
BANANAS	DOZ	65.00	50.00	80.00	60.00	55.00	50.00
MANGO KALMI	KG	0.00	0.00	0.00	0.00	0.00	0.00
GUAVA	KG	65.00	80.00	80.00	90.00	40.00	60.00
WATERMELON (TURBOOZ)	KG	0.00	0.00	0.00	0.00	0.00	0.00
MUSKMELON (KHARBOOZA)	KG	0.00	0.00	0.00	0.00	0.00	0.00
SWEETMELON (GARMA)	KG	0.00	0.00	0.00	0.00	0.00	0.00
PULSE MASOOR (WHOLE)	KG.	125.00	125.00	140.00	120.00	100.00	100.00
PULSE MASOOR (WASHED)	KG.	127.50	155.00	160.00	130.00	100.00	110.00
PULSE MOONG (WASHED)	KG.	135.00	120.00	100.00	130.00	110.00	110.00

Contd.

### 7.11 Intercity Consumer Prices February, 2017

Description	Unit	Vehari	Sargodha	Mianwali	Bahawal- pur	Bahawal- nagar	R.Y. Khan
PULSE MASH (WASHED)	KG.	255.00	235.00	200.00	225.00	160.00	190.00
PULSE GRAM	KG.	142.50	135.00	160.00	155.00	120.00	130.00
GRAM WHOLE BLACK AV.QLTY.	KG.	140.00	135.00	140.00	145.00	110.00	120.00
GRAM WHOLE YELLOW AV.QLTY	KG.	210.00	150.00	200.00	175.00	197.50	200.00
BEANS (LAL LOBIA)	KG.	175.00	135.00	160.00	150.00	160.00	130.00
POTATOES	KG	20.00	20.00	20.00	20.00	20.00	20.00
ONION	KG	20.00	22.50	25.00	27.50	25.00	20.00
TURNIP	KG	17.50	20.00	20.00	20.00	20.00	20.00
RADISH	KG	17.50	17.50	5.00	20.00	17.50	20.00
TOMATOES	KG	40.00	40.00	40.00	40.00	35.00	50.00
CABBAGE	KG	30.00	30.00	30.00	30.00	27.50	30.00
CAULIFLOWER	KG	25.00	30.00	30.00	30.00	30.00	30.00
BRINJAL	KG	0.00	0.00	0.00	0.00	0.00	0.00
PUMPKIN	KG	0.00	0.00	0.00	0.00	0.00	0.00
BOTTLEGOURD	KG	0.00	0.00	0.00	0.00	0.00	0.00
LADY FINGER	KG	0.00	0.00	0.00	0.00	0.00	0.00
PEAS	KG	60.00	55.00	60.00	50.00	50.00	50.00
SPINACH	KG	10.00	12.50	15.00	17.50	17.50	20.00
TINDA	KG	0.00	0.00	0.00	0.00	0.00	0.00
TURAI	KG	0.00	0.00	0.00	0.00	0.00	0.00
KARAILA	KG	0.00	0.00	0.00	0.00	0.00	0.00
ARVI	KG	0.00	0.00	0.00	0.00	0.00	0.00
CHILLIES GREEN	KG	75.00	65.00	60.00	60.00	75.00	60.00
CARROT	KG	17.50	20.00	15.00	20.00	20.00	20.00
COCUMBER (KHEERA)	KG	35.00	30.00	40.00	27.50	20.00	30.00
LEMON	250GM	20.00	25.00	25.00	15.00	20.00	30.00
SUGAR REFINED	KG.	61.00	62.00	64.00	64.50	62.00	60.00
GUR AV.QLTY	KG.	80.00	75.00	100.00	67.50	80.00	80.00
HONEY LANGANESE 500 GM.	BOTTLE	1090.00	890.00	960.00	850.00	950.00	800.00
MILO 200 GM.	BOTTLE	280.00	220.00	230.00	240.00	218.18	195.00
CUSTARD POWDER RAFHAN 300 GM.	PKT	80.00	80.00	80.00	80.00	80.00	80.00
TOFFEE (HILAL)	EACH	2.00	2.00	1.00	1.00	2.00	2.00
CHOWKELATE CANDY (SMALL SIZE)	EACH	5.00	5.00	6.00	5.00	5.00	5.00
SWEETMEAT (MIXED)	KG	320.00	280.00	320.00	355.00	280.00	370.00
ICE CREAM WALLS	CUP.	45.00	40.00	45.00	40.00	40.00	45.00
ICE	KG	7.50	9.00	5.00	8.50	10.00	8.00
JAM AHMED/MITCHELLES	BOTTLE	140.00	135.00	140.00	140.00	140.00	140.00
SQUASH-MITCHELLES	BOTTLE	147.50	160.00	160.00	165.00	165.00	160.00
ROOH AFZA	BOTTLE	160.00	160.00	170.00	160.00	160.00	160.00
JAM-E-SHIREEN	BOTTLE	170.00	165.00	170.00	180.00	170.00	170.00
SAUNF	50 GM	17.50	15.00	20.00	22.00	20.00	15.00
CINAMON LOOSE AV. QLTY	50 GM.	22.50	30.00	20.00	20.00	20.00	25.00
CUMINSEED WHITE NATIONAL	50 GM.	54.00	52.00	52.00	52.00	55.00	54.00
PEPPER BLACK NATIONAL	50 GM.	100.00	110.00	100.00	110.00	110.00	110.00
CLOVES LOOSE AV.QLTY	50 GM.	100.00	120.00	100.00	105.00	100.00	80.00
CARDAMOM LARGE LOOSE AV.QLTY	50 GM.	177.50	190.00	120.00	137.50	145.00	150.00
CARDAMOM SMALL AV.QLTY	50 GM.	135.00	110.00	120.00	115.00	100.00	110.00
SALT-POWDERED (LAHORI) LOOSE	KG.	12.00	10.00	10.00	12.00	10.00	10.00
SALT POWDERED (NATIONAL/SHAN)	PKT	25.00	25.00	25.00	25.00	25.00	25.00
CHILLIES POWD.NATIONAL 200GM	PKT	105.00	105.00	105.00	105.00	105.00	105.00
CHILLIES POWDER LOOS	KG.	250.00	280.00	320.00	225.00	240.00	280.00
CORRIANDER SEED POWD.NATIONAL	PKT.	104.00	108.00	104.00	105.00	104.00	78.00
CORRIANDER SEED (LOOSE)	KG.	290.00	275.00	280.00	312.50	240.00	240.00
TURMERIC POWD.NATIONAL 50GM	PKT.	35.00	35.00	35.00	35.00	35.00	35.00
CURRY POWD. NATIONAL 200 GM	PKT.	87.00	87.00	87.00	87.00	86.00	86.00
TOMATO KETCHUP AHMED/MITCHL	BOTTLE	105.00	95.00	90.00	70.00	120.00	120.00
PICKLES AHMED/MITCHELLES	BOTTLE	130.00	107.50	110.00	105.00	120.00	120.00
VINEGAR SYNTHETIC (SIRKA)	BOTTLE	85.00	50.00	70.00	85.00	90.00	85.00
GARLIC	KG	310.00	310.00	310.00	320.00	300.00	300.00
GINGER	KG	100.00	100.00	180.00	100.00	110.00	120.00

Contd.



### 7.11 Intercity Consumer Prices February, 2017

Description	Unit	Vehari	Sargodha	Mianwali	Bahawal- pur	Bahawal- nagar	R.Y. Khan
TAPAL DANEDAR TEA 200GM PACKET	PKT	157.89	183.16	157.89	157.89	157.89	158.00
TEA LIPTON YELLOW LABEL 200GM.	PKT.	178.94	205.26	184.00	178.95	178.95	179.00
TEA LOOSE KENYA AV.QLTY 250GM.	PKT.	160.00	180.00	165.00	132.50	145.00	130.00
COFFEE-NESCAFE 75 GM. **	BOTTLE	350.00	315.00	320.00	330.00	350.00	330.00
COLD DRINK (STANDARD SIZ)	BOTTLE	25.00	25.00	25.00	25.00	25.00	25.00
FRUIT JUICE TETRA PACK	PKT.	20.00	22.50	20.00	15.00	20.00	20.00
MINERAL WATER NESTLE 1.5 LTR	BOTTLE	50.00	50.00	50.00	50.00	50.00	50.00
CIGARETTES K-2 10'S **	PKT	65.00	65.00	0.00	57.00	60.00	70.00
CIGARETTES CAPSTAN 10'S **	PKT	75.00	75.00	75.00	75.00	75.00	75.00
CIGARETTES GOLD LEAF 20'S	PKT	135.00	135.00	135.00	135.00	140.00	135.00
CIGARETTES MORVEN GOLD 20'S	PKT	75.00	75.00	75.00	75.00	75.00	75.00
BETEL LEAVES	50GM.	80.00	80.00	80.00	105.00	70.00	80.00
BETEL NUTS	KG.	400.00	355.00	360.00	355.00	350.00	350.00
LONG CLOTH 57" GUL AHMED/AL-KARAM	METER	210.00	235.00	200.00	180.00	270.00	280.00
SHIRTING AV.QLTY.	METER	190.00	140.00	150.00	115.00	200.00	230.00
PANT CLOTH W & WEAR AV.QLTY	METER	550.00	550.00	400.00	525.00	550.00	500.00
LAWN PRINTED GUL AHMED/AL-KARAM	METER	355.00	360.00	200.00	383.50	360.00	360.00
GEORGETTE AV.QLTY	METER	325.00	135.00	105.00	110.00	250.00	250.00
LINEN AV.QLTY ***	METER	247.50	145.00	140.00	125.00	280.00	260.00
HEAVY WT SUITING LAWERNCPUR AVG QLTY	METER	1200.00	950.00	950.00	1800.00	1500.00	1300.00
HEAVY WT SUITING LAWERNCPUR SUP QLTY	METER	1950.00	1350.00	1200.00	2500.00	2000.00	1600.00
TROPICAL SUITING LAW.PUR	METER	1000.00	1100.00	950.00	1550.00	1400.00	1100.00
PANT BOY 24"/26" LENGTH.	EACH	645.00	450.00	350.00	462.50	550.00	500.00
SHIRT BOY 24"/26" LENGTH	EACH	450.00	325.00	300.00	387.50	490.00	500.00
SCHOOL UNI. PANT,SHIRT BOYS	SUIT	475.00	525.00	600.00	725.00	1000.00	1000.00
SCHOOL UNI. KAMEEZ,SHAL.BOYS	SUIT	500.00	475.00	600.00	725.00	950.00	700.00
SCHOOL UNI. KAMEEZ,SHAL.GIRL	SUIT	525.00	475.00	700.00	687.50	950.00	850.00
FROCK W/WEAR GIRLS	EACH	825.00	1000.00	1000.00	3000.00	1600.00	1000.00
AWAMI-SUIT W & W(BOY) 24"/26	SUIT	875.00	750.00	1400.00	775.00	1562.50	1550.00
AWAMI-SUIT W&W (GENTS)AV.QLTY	SUIT	1250.00	2000.00	1400.00	1150.00	1800.00	1585.00
PULLOVER GENTS OXFORD/BON.	EACH	3000.00	3250.00	2300.00	2890.00	3490.00	3250.00
PULLOVER LADIES OXFORD/BON.	EACH	3000.00	2330.00	2300.00	2500.00	3290.00	3080.00
PULLOVER (GENTS) OTHERS A.QLTY	EACH	790.00	925.00	800.00	950.00	1500.00	1000.00
SECOND-HAND COAT FOR MEN	EACH	237.50	250.00	420.00	1150.00	800.00	600.00
SECONDHAND SWEETER FOR MEN DUP QLTY	EACH	175.00	225.00	150.00	425.00	500.00	175.00
SECONDHAND WINTER JACKET	EACH	325.00	325.00	300.00	650.00	675.00	400.00
UNDERWEAR AV.QLTY MEDIUM SIZE	EACH	87.50	110.00	150.00	110.00	200.00	225.00
VEST FOR MEN AV.QLTY.	EACH	115.00	120.00	170.00	187.50	220.00	230.00
VEST/SHAMEEZ (WOMEN) AVG. QLTY	EACH	137.50	100.00	150.00	175.00	200.00	175.00
SOCKS NYLON (PAKISTANI)	PAIR	77.50	110.00	120.00	115.00	120.00	125.00
BRASSIER AV.QLTY.	EACH	95.00	110.00	200.00	160.00	240.00	245.00
BRASSIER SUP QLTY	EACH	250.00	490.00	600.00	387.50	650.00	650.00
DOPATTA GEORGETTE AV.QLTY.	EACH	390.00	260.00	200.00	337.50	450.00	450.00
DOPATTA COTTON AV GLTY	EACH	245.00	250.00	180.00	350.00	400.00	250.00
CHADDAR (W/WEAR) (2x2.5 MTR)	EACH	525.00	350.00	300.00	425.00	650.00	450.00
LUNGI/DHOTI(COTTON) AVG. QLTY	EACH	300.00	275.00	300.00	287.50	400.00	300.00
HANDKERCHIEF AVG. QLTY PAK	EACH	45.00	35.00	50.00	32.50	60.00	35.00
HANDKERCHIEF SUP. QLTY PAK	EACH	72.50	70.00	60.00	100.00	70.00	60.00
GLOVES AV QLTY	PAIR	72.50	110.00	115.00	115.00	150.00	225.00
AZARBAND COTTON AVG. QLTY	EACH	17.50	17.50	15.00	17.50	15.00	15.00
SEWING THREAD/REEL(ASLI PARI)	EACH	7.00	6.00	6.00	5.00	6.00	6.00
WASHING CHARGES PAINT & SHIRT	SUIT	95.00	160.00	150.00	125.00	70.00	70.00
DRY CLEANING SUIT COAT PANT	SUIT	350.00	375.00	392.50	487.50	400.00	400.00
WASHING CH. (KAMIZ-SHALWAR)	PAIR	80.00	100.00	70.00	100.00	60.00	70.00
TAILORING SHIRT	EACH	400.00	400.00	300.00	525.00	400.00	500.00
TAILORING CHARGES PANT (MEN)	EACH	775.00	800.00	500.00	700.00	700.00	700.00
TAILORING COAT-PANT SUIT	SUIT	6000.00	3750.00	3050.00	6500.00	4000.00	4000.00
TAILORING AWAMI-SUIT (MALE)	SUIT	575.00	550.00	500.00	675.00	600.00	700.00
TAILORING SUIT FEMALE	SUIT	525.00	700.00	300.00	575.00	500.00	600.00
GENTS SHOES PAUL BATA	PAIR	1199.00	1299.00	1199.00	1199.00	1199.00	1199.00

Contd.

## 7.11 Intercity Consumer Prices February, 2017

Description	Unit	Vehari	Sargodha	Mianwali	Bahawal- pur	Bahawal- nagar	R.Y. Khan
GENTS SANDAL BATA	PAIR	699.00	699.00	699.00	699.00	699.00	699.00
GENTS SPOUNG CHAPPAL BATA	PAIR	199.00	199.00	199.00	199.00	199.00	199.00
LADIES SANDAL BATA	PAIR	499.00	499.00	499.00	499.00	499.00	499.00
LADIES SPOUNG CHAPPAL BATA	PAIR	179.00	179.00	179.00	179.00	179.00	179.00
CHILD SHOE POWER LITE BATA	PAIR	599.00	599.00	599.00	599.00	599.00	599.00
GENTS SHOE, ART 1109 SERVICE	PAIR	999.00	999.00	999.00	999.00	999.00	999.00
NYLON JOGGER 27 SIZE 2-5 ***	PAIR	1299.00	1299.00	1299.00	1299.00	1299.00	1299.00
CHINA FOOT WEAR AV. QLTY (MALE) *	PAIR	675.00	575.00	400.00	1150.00	500.00	500.00
CHINA FOOT WEAR AV. QLTY (FEMALE) *	PAIR	425.00	550.00	400.00	1150.00	400.00	400.00
CHINA FOOT WEAR AV. QLTY (CHILDREN) *	PAIR	387.50	400.00	400.00	875.00	400.00	400.00
SHOE REPAIR HALF SOLE	PAIR	65.00	150.00	80.00	110.00	100.00	100.00
SHOES POLISH CHARGES AVERAGE SHOP	PAIR	25.00	20.00	15.00	20.00	25.00	25.00
HOUSE RENT (combined)	MONTH	5408.43	6423.00	4632.81	8512.20	4962.84	4693.00
rent 2	pm	5408.43	6423.00	4632.81	8512.20	4962.84	4693.00
RENT3	PM	5408.43	6423.00	4632.81	8512.20	4962.84	4693.00
RENT4	PM	5408.43	6423.00	4632.81	8512.20	4962.84	4693.00
RENT5	PM	5408.43	6423.00	4632.81	8512.20	4962.84	4693.00
RENT6	PM	5408.43	6423.00	4632.81	8512.20	4962.84	4693.00
SYNTHETIC ENEMAL ROBIALAC BALTI 3.64 LTR.	EACH	2258.00	2265.00	1700.00	2258.00	2262.00	2262.00
SYNTHETIC ENEMAL ICI BALTI 3.64 LTR.	EACH	2191.00	2172.00	1975.00	2184.00	2191.00	2191.00
CEMENT (LOCAL) SPECIFY BRAND NAME	BAG	527.50	530.00	530.00	540.00	533.75	530.00
BRICKS (NEW) IST CLASS	P/1000	5250.00	7250.00	5800.00	5550.00	5200.00	7000.00
CEMENT BLOCKS (6"x8"x12")	P/100	0.00	0.00	0.00	0.00	0.00	3500.00
BAJREE	100CFT	5450.00	4000.00	3000.00	5250.00	5500.00	5500.00
SAND (BLACK PIT SAND)	K100CFT	1600.00	1500.00	2500.00	2300.00	2000.00	2000.00
TIMBER SHESHAM LOG IST QUALITY	cubmt.	51502.00	63566.00	52000.00	49440.50	56501.00	56494.00
IRON BAR (M.S. BAR) 1/2"	P/TON	73500.00	66000.00	68700.00	71750.00	66750.00	72000.00
CARPANTER WAGE RATE	P/DAY	575.00	800.00	1000.00	675.00	750.00	800.00
MASON (RAJ) WAGE RATE	P/DAY	700.00	1000.00	1000.00	825.00	750.00	900.00
UNSKILLED LABOUR WAGE RATE	P/DAY	350.00	600.00	500.00	500.00	425.00	500.00
PLUMBER WAGE RSTE	P/DAY	700.00	1000.00	1000.00	700.00	800.00	800.00
ELECTICIAN WAGE RATE PER DAY **	P/DAY	700.00	900.00	1000.00	0.00	700.00	0.00
ELECTICIAN WAGE RATE PER POINT **	P/PNT	70.00	130.00	75.00	110.00	100.00	100.00
WATER CHARGES PER HOUSE	P/MONTH	50.00	125.00	100.00	60.00	100.00	70.00
ELECT.CHARGES UPTO 50 UNITS	P/UNIT	2.00	2.00	2.00	2.00	2.00	2.00
ELECT.CHARGES 01 - 100 UNIT	P/UNIT	6.18	6.18	6.18	6.18	6.18	6.18
ELECT.CHARGES 101 - 300 UNIT	P/UNIT	9.54	9.54	9.54	9.54	9.54	9.54
ELECT.CHARGES 301 - 1000 UNIT	P/UNIT	16.39	16.39	16.39	16.39	16.39	16.39
ELECT.CHARGES ABOVE 1000 UNIT	P/UNIT	18.39	18.39	18.39	18.39	18.39	18.39
ELEC	PM	10.50	10.50	10.50	10.50	10.50	10.50
GAS CHRg upto 3.3719 MMBUT	MMBTU	128.70	128.70	0.00	128.70	128.70	128.70
GAS CHRg 3.3719 - 6.7438 MMBUT	MMBTU	257.40	257.40	0.00	257.40	257.40	257.40
GAS CHRg 6.7438 - 10.1157 MMBUT	MMBTU	257.40	257.40	0.00	257.40	257.40	257.40
GAS CHRg10.1157 - 13.4876 MMBUT	MMBTU	702.00	702.00	0.00	702.00	702.00	702.00
GAS	PM	702.00	702.00	0.00	702.00	702.00	702.00
GAS	PM	409.50	409.50	0.00	409.50	409.50	409.50
KEROSENE OIL	LTR	90.00	75.00	90.00	70.00	90.00	90.00
FIREWOOD WHOLE	40 KG.	490.00	500.00	400.00	625.00	600.00	500.00
CHAIR SHESHAM WOOD WITH ARMS **	EACH	2450.00	2900.00	2000.00	2900.00	3425.00	1500.00
CHAIR PLASTIC (CHAIRMAN) AVERAGE QUALITY	EACH	650.00	950.00	850.00	1450.00	850.00	850.00
TABLE SHESHAM WOOD (4X2X5") ***	EACH	3350.00	4100.00	3600.00	7800.00	12000.00	6000.00
SOFASET WOODEN WITH FOAM SEAT **	SET	17500.00	18000.00	15000.00	30000.00	17500.00	20000.00
COT IRON (WITH NIWAR)AV.QLTY.	EACH	1550.00	2100.00	2000.00	3900.00	2200.00	2500.00
ALMIRAH (STEEL) 6'X3' 20 GUAGE	EACH	13000.00	12000.00	8500.00	14500.00	12000.00	8000.00
DINNING TABLE 6 CHAIRS A.QLTY	SET	30000.00	25000.00	14000.00	33000.00	26000.00	30000.00
SINGLE BED WITHOUT FOAM MED.	EACH	5750.00	5750.00	4000.00	9250.00	6500.00	6500.00
MATRESS SINGLE(4"THICK)	EACH	5000.00	5000.00	4500.00	5700.00	6000.00	5700.00
FARSHI DARI 12'X9' AV.QLTY	EACH	1275.00	1350.00	1500.00	1950.00	1500.00	1300.00
DARI COTTON (6'x2 1/2') AV.QL	EACH	375.00	550.00	725.00	1550.00	800.00	450.00
CARPET PLAIN AV. QLTY	SQFT.	25.00	37.50	60.00	27.50	42.00	43.00

Contd.

## 7.11 Intercity Consumer Prices February, 2017

Description	Unit	Vehari	Sargodha	Mianwali	Bahawal- pur	Bahawal- nagar	R.Y. Khan
QUILT (LIHAF) 3 KG. COTTON	EACH	950.00	1700.00	1400.00	1350.00	1200.00	800.00
BLANKET (90" x 54")	EACH	4750.00	5250.00	3500.00	4900.00	4400.00	4000.00
BEDSHEET SINGLE BED SUP.QLTY	EACH	625.00	800.00	600.00	1450.00	700.00	500.00
BED SHEET DOUBLE WITH TWO PILLOW COVERS SUP QLTY	SET	1225.00	1400.00	900.00	2250.00	2500.00	1800.00
TOWEL(3'x2') AV. QALTY	EACH	285.00	190.00	300.00	187.50	450.00	300.00
CEILING FAN 48" SUPER QLTY **	EACH	3000.00	3750.00	3350.00	2600.00	3395.00	3000.00
PEDESTAL FAN 22" SUPER QLTY	EACH	4500.00	4350.00	4000.00	4000.00	4870.00	4500.00
REFG. DAWLENCE 10 CFT. D.DOOR	EACH	30700.00	30000.00	28500.00	30900.00	34100.00	30500.00
D-FREEZER WAVES 8 CFT.	EACH	37000.00	30000.00	28500.00	26150.00	31650.00	29000.00
AIRCONDITIONER 1.5 TON PEL	EACH	35000.00	35000.00	41000.00	38500.00	38500.00	41000.00
SPLIT AIR CONDITIONER 1.5 TON (SPECIFY BRAND NAME)	EACH	47400.00	43000.00	41000.00	48400.00	45000.00	43000.00
AIRCOOLER SUPER ASIA	EACH	14800.00	14750.00	10000.00	14600.00	15500.00	11000.00
WASHING MACHINE SINGER	EACH	15600.00	18500.00	15000.00	17000.00	15850.00	17000.00
SEWING MACHINE(SINGER)	EACH	6250.00	7400.00	5210.00	6900.00	6200.00	6900.00
GIZER LARGE SIZE 30 GALLON CAPACITY SUP QLTY	EACH	23000.00	19500.00	14800.00	18000.00	17500.00	17150.00
GAS BURNER DOUBLE SPFY.BRAND	EACH	1650.00	1900.00	1550.00	1750.00	2200.00	2000.00
ELECT. IRON PHILIPS MDL.1120	EACH	2250.00	2500.00	1600.00	1400.00	2000.00	2200.00
ELECTRIC JUICER FOR APPLE	EACH	7800.00	4250.00	6500.00	4800.00	6000.00	4350.00
S.STEEL DEGHCHI MEDIUM SIZE ***	EACH	750.00	475.00	525.00	1150.00	630.00	630.00
ALUMINIUM COOKING PAN (DEGCHI ) MED SIZE	EACH	595.00	475.00	500.00	1050.00	1550.00	1550.00
NON STICK COOKING PAN (DEGCHI ) SUP. QLTY	EACH	765.00	875.00	800.00	2100.00	1700.00	1700.00
FRYING PAN STEEL AVG. QLTY MED. SIZE	EACH	337.50	265.00	350.00	700.00	600.00	600.00
TAWA IORN (MEDIUM SIZE) AVG. QLTY	EACH	325.00	255.00	350.00	350.00	350.00	235.00
S.STEEL PLATE A.QLTY.(M.SIZE)	EACH	77.50	60.00	90.00	95.00	80.00	80.00
TABLE SPOON S.STEEL SUP.QLTY.	DOZEN	445.00	525.00	300.00	587.50	450.00	360.00
WATER SET JUG+6 GLASSES (OMROC)	SET	550.00	500.00	600.00	675.00	436.00	436.00
TEA SET PAK. CHINAWARE 21 PCS.	SET	2000.00	2100.00	1500.00	2300.00	1950.00	2100.00
DINNER SET PLASTIC 72 PIECES SUPERIOR QLTY	SET	5800.00	5500.00	7000.00	7250.00	7800.00	7400.00
HOTPOT SET PLASTIC 3 PCS.	SET	1475.00	1450.00	1200.00	2050.00	1250.00	1250.00
BUCKET(BALTI) PLASTIC MED.SIZ	EACH	325.00	375.00	300.00	462.50	370.00	220.00
LOTA PLASTIC (MED SIZE) AVERAGE QUALITY	EACH	80.00	50.00	70.00	75.00	80.00	50.00
PRESURE COOKER 4 LTR.	EACH	1675.00	1325.00	1225.00	2100.00	1680.00	1680.00
WATER COOLER 9/10 LTR.PLASTIC ***	EACH	675.00	675.00	800.00	975.00	600.00	480.00
THERMOS STARVAC 1 LTR	EACH	500.00	450.00	400.00	600.00	450.00	480.00
BULB PHILIPS 100-WATTS	EACH	31.25	30.00	30.00	30.00	30.00	30.00
TUBE LIGHT PHILIPS 40 WATTS	EACH	100.00	100.00	110.00	100.00	100.00	100.00
ELECTRIC BLUBS "0" WATTE LOCAL	EACH	20.00	27.50	20.00	20.00	20.00	25.00
ELECTRIC BLUB ENERGY SAVER 14 WATTS	EACH	165.00	175.00	150.00	175.00	170.00	175.00
WASHING SOAP 250 GMS SPECIFY BRAND NAME	EACH	40.00	40.00	35.00	40.00	40.00	40.00
SURF EXCEL 400 GMS POLY BAG	EACH	130.00	104.00	130.00	104.00	104.00	130.00
WASHING POWDER 1000 GRM	EACH	185.00	150.00	150.00	185.00	185.00	185.00
WASHING POWDER (WHEEL/ BONUS) 100 GRAMS	EACH	90.00	90.00	90.00	90.00	90.00	90.00
CLEANSER POWDER VIM 1000 GM	PKT.	83.33	83.33	75.00	83.33	83.33	83.30
FINIS 500 ML	BOTTLE	160.00	218.75	218.75	237.50	250.00	200.00
PHNYLE TYPHONE/FINIS/CARRANITE 3 LITRES	BOTTLE	145.00	150.00	170.00	165.00	160.00	160.00
HARPIC	BOTTLE	150.00	150.00	150.00	150.00	150.00	150.00
BOOT POLISH CHERRY/KIWI 50ML	EACH	125.00	105.00	105.00	125.00	105.00	105.00
ROBIN BLUE (35 GRAMS)	PKT.	55.00	55.00	55.00	55.00	50.00	55.00
TISSU PAPER PERFUMED 100 PCS.	PKT	110.00	105.00	135.00	110.00	120.00	110.00
TOILET PAPER ROLL (R.PETEL)	P/ROLL	40.00	37.50	40.00	40.00	40.00	40.00
BOOT POLISH LIQUID CHEERY BLOSSOM KIWI 75 ML	BOTTLE	160.00	150.00	160.00	150.00	150.00	160.00
MATCH BOX SMALL	EACH	3.00	2.50	2.00	2.50	2.00	2.00
DRY CELL 1.5 VOLT(LOCAL)	EACH	25.00	25.00	25.00	20.00	30.00	25.00
HAND STITCHING NEEDLE M.SIZE	PACKET	10.00	10.00	9.00	10.00	6.00	6.00
SEWING MACHINE NEEDLE (SINGER)	EACH	5.00	5.00	5.00	5.00	8.50	8.50
HOUSEHOLD SERVANT FEMALE P/T	P/MNTH	1500.00	3750.00	2500.00	2000.00	2000.00	1500.00
MARRIAGE HALL WITH FURNITURE	P/HEAD	125.00	175.00	60.00	95.00	105.00	90.00
SEPTRAN TABLETS	10TAB.	19.30	20.00	19.65	19.30	19.30	19.30
BRUFEN TABS 200-MG.	10TAB.	8.90	10.00	10.00	10.00	10.00	10.00
PANADOL TAB. EXTRA/PLAIN	10TAB.	12.00	12.00	12.00	12.00	12.00	12.00

Contd.

### 7.11 Intercity Consumer Prices February, 2017

Description	Unit	Vehari	Sargodha	Mianwali	Bahawal- pur	Bahawal- nagar	R.Y. Khan
DISPRIN TAB.	10TAB.	12.40	12.00	12.40	12.40	12.40	12.40
TRISIL TAB.	10 TAB	10.00	10.00	10.00	10.00	10.00	10.00
FLAGYL TAB. 200 MG.	10TAB.	10.00	11.20	10.00	10.00	10.00	10.00
VENTOLIN TAB. 2MG.	10TAB.	9.90	10.00	10.00	10.00	10.00	10.00
DAONIL TAB. 5 MG.	10TAB.	16.92	17.00	17.00	16.92	17.00	16.66
ENTOX TAB.	10TAB.	15.00	15.00	15.00	15.00	15.00	15.00
RENITEC TAB. 5 MG.	10TAB.	58.50	58.50	58.50	58.50	58.50	58.50
CAC. 1000 TAB	BOTTLE	124.44	122.00	124.00	124.48	124.22	124.44
AMOXIL CAPSOLE 250 MG.S	10CAP.	35.70	36.00	35.60	35.60	35.70	35.70
CALCIUM SYRUP SANDOZ	BOTTLE	64.00	64.00	64.00	64.00	64.00	64.00
LEDERPLEX SYRUP	BOTTLE	52.74	52.00	52.74	52.74	52.74	52.74
SANCOS SYRUP (50 ML.)	BOTTLE	30.00	30.00	30.00	30.00	30.00	30.00
PHENERGAN SYRUP 120 ML.	BOTTLE	33.00	33.00	33.00	33.00	33.00	33.00
CALPOL SYRUP 60 ML.	BOTTLE	28.00	28.00	28.00	28.00	28.40	28.00
HYDRYLLIN SYRUP 120 ML.	BOTTLE	69.00	69.00	69.00	69.00	69.00	69.00
POLYFAX EYE OINTMENT	TUBE	21.00	21.00	21.00	21.00	21.00	21.00
BETNESOL EYE DROPS	BOTTLE	33.89	33.89	33.89	33.89	33.89	33.87
EAR DROPS (CARDISPORINE) ***	BOTTLE	21.00	25.00	21.00	21.42	21.42	21.00
BETNOVATE-N OINTMENT 5 GMS	TUBE	16.67	17.00	16.00	16.68	16.00	16.00
BURNOL CREAM 30 GRM	TUBE	55.42	55.42	55.42	55.42	55.42	55.42
VICKS VAPORUB/BALM	BOTTLE	36.00	36.00	36.00	36.00	36.00	36.00
GLYCRINE SMALL BOTTLE	BOTTLE	20.00	20.00	25.00	20.00	25.00	14.00
JOUHAR JOSHANDA	PKT.	10.00	10.00	10.00	10.00	10.00	10.00
GALXOS-D (450 GRMS)	PKT.	157.50	157.50	140.00	157.50	157.50	157.50
GRIPE-WATER WOODWARDS	BOTTLE	55.00	55.00	55.00	55.00	55.00	55.00
SANIPLAST ONE PUTTY	EACH	1.40	2.00	2.00	2.00	1.50	1.50
O.R.S. (NIMCOL)	PKT.	18.00	19.00	17.00	18.00	17.00	18.00
DETTOL (MEDIUM)	BOTTLE	65.00	65.00	65.00	65.00	65.00	65.00
COTTON BANDAGE 2" - 4"	EACH	10.00	5.00	10.00	7.00	10.00	8.00
THERMOMETER CHINA	EACH	45.00	50.00	50.00	50.00	50.00	40.00
DOCTOR (MBBS) CLINIC FEE	P/PAT.	100.00	175.00	300.00	200.00	300.00	300.00
URINE TEST (DR) CHARGES	P/TEST	50.00	50.00	100.00	100.00	50.00	60.00
BLOOD TEST (CP) CHARGES	P/TEST	225.00	300.00	250.00	250.00	120.00	100.00
SUGAR TEST (RANDOM/FASTING BOTH) CHARGES	P/TEST	60.00	100.00	200.00	130.00	100.00	150.00
ECG CHARGES	P/TEST	200.00	225.00	225.00	250.00	150.00	150.00
X-RAY (CHEST) CHARGES	P/X-RAY	300.00	350.00	350.00	325.00	200.00	250.00
CAR SUZUKI 800 CC (W/O. A/C)	EACH	660000.00	660000.00	660000.00	660000.00	645000.00	640000.00
CAR SUZUKI 1000 CC	EACH	1149000.00	1124000.00	1050000.00	1149000.00	1044000.00	1144000.00
CAR TOYOTA 1300 CC	EACH	0.00	1665000.00	1441000.00	1679500.00	0.00	1620000.00
CAR HONDA CIVIC	EACH	0.00	2349000.00	0.00	0.00	2125000.00	2150000.00
MOTORCYCLE HONDA CD-70.	EACH	63500.00	63500.00	63500.00	63500.00	63500.00	63500.00
MOTORCYCLE YAMAHA 100CC.	EACH	79500.00	79500.00	79500.00	80500.00	84500.00	85000.00
MOTOR CYCLE HERO 70 CC	EACH	43000.00	42500.00	0.00	47500.00	50000.00	50000.00
BICYCLE WITH TYRES & TUBES	EACH	7200.00	7800.00	7500.00	7350.00	7800.00	7900.00
TYRE CAR WITH TUBE GENERAL	EACH	3700.00	2500.00	3200.00	3800.00	2500.00	2500.00
TYRE MOTOR CYCLE WITHOUT TUBE	EACH	875.00	850.00	1250.00	1125.00	1000.00	925.00
TYRE CYCLE SPECIFY BRAND NAME	EACH	365.00	350.00	350.00	350.00	350.00	350.00
TYRE CAR W/O TUBE	EACH	2650.00	3250.00	2800.00	3500.00	2500.00	2500.00
PETROL SUPER	LITRE	71.29	71.29	71.29	71.29	71.29	68.85
HIGH SPEED DIESEL HSD	LITRE	80.48	80.48	80.48	80.48	80.48	80.48
CNG	K.G.	67.50	67.50	0.00	67.50	67.50	71.50
GAS CYLINDER STAND. SIZE	EACH	1100.00	1075.00	1300.00	1320.00	1140.00	1200.00
MOTOR CYCLE SERVICE CHARGES	EACH	175.00	300.00	300.00	385.00	250.00	250.00
CAR SERVICE CHARGES	EACH	275.00	325.00	400.00	375.00	250.00	300.00
TYRE PUNCTURE CHARGES	EACH	50.00	80.00	100.00	70.00	90.00	80.00
CYCLE OVERHAULING CHARGES	EACH	195.00	325.00	350.00	200.00	300.00	150.00
CAR TAX FOR 800CC TO 1300CC	YEARLY	2650.00	2650.00	2650.00	2650.00	2650.00	2650.00
TRAIN FARE ECO. 1-100 KM.	P/KM.	0.68	0.68	0.68	0.68	0.00	0.68
TRAIN FARE ECO. 101-500 KM.	P/KM.	0.98	0.98	0.98	0.98	0.00	0.98
TRAIN FARE ECO. > 500 KM.	P/KM.	0.89	0.89	0.89	0.89	0.00	0.89

Contd.

## 7.11 Intercity Consumer Prices February, 2017

Description	Unit	Vehari	Sargodha	Mianwali	Bahawal-pur	Bahawal-nagar	R.Y. Khan
TRAIN FARE IST SLP. 1-100KM	P/KM.	2.10	2.10	2.10	2.10	0.00	2.10
TRAIN FARE IST SLP.101-500 KM	P/KM.	2.59	2.59	2.59	2.59	0.00	2.59
TRAIN FARE IST SLP. > 500 KM	P/KM.	1.99	1.99	1.99	1.99	0.00	1.99
TRAIN FARE A/C SLP. 1-100KM.	P/KM.	5.76	5.76	5.76	5.76	0.00	5.76
TRAIN FARE A/C SLP.101-500KM	P/KM.	4.59	4.59	4.59	4.59	0.00	4.59
TRAIN FARE A/C SLP > 500KM.	P/KM	4.16	4.16	4.16	4.16	0.00	4.16
PLATEFORM TICKET	EACH	10.00	10.00	10.00	10.00	0.00	10.00
AUTO RICKSHAW FARES	KM/MIN	35.00	50.00	60.00	80.00	50.00	40.00
FULL TONGA CHARGES	KM/MIN	0.00	0.00	75.00	70.00	0.00	0.00
TAXI 4 SEATER FARE	KM/MIN	50.00	50.00	50.00	60.00	100.00	90.00
BUS FARE MIN (WITHIN CITY)	TICKET	0.00	9.00	0.00	0.00	0.00	0.00
BUS FARE MAX (WITHIN CIT	TICKET	0.00	21.00	0.00	0.00	0.00	21.00
BUS FARE OUTSIDE CITY	P/KM.	0.86	0.86	0.86	0.86	0.86	0.86
A/C BUS FARE OUTSIDE CITY	P/KM.	1.37	2.00	1.20	1.51	1.00	1.33
MINIBUS FARE MIN.WITH IN CITY	TICKET	0.00	0.00	0.00	0.00	0.00	0.00
MINIBUS FARE MAX.WITH IN CITY	TICKET	0.00	0.00	0.00	0.00	0.00	0.00
SUZUKI FARE MIN.WITH IN CITY	TICKET	0.00	13.75	15.00	12.00	10.00	0.00
SUZUKI FARE MAXIMUM W.IN CITY	TICKET	0.00	15.00	25.00	18.00	25.00	0.00
AIR FARE ECONOMY CLASS.	P/KM.	0.00	19.26	0.00	19.26	0.00	0.00
POSTAL ENVELOPE DOMESTIC	EACH	8.00	8.00	8.00	8.00	8.00	8.00
ENVELOPE FOR SAUDI ARABIA	EACH	50.00	50.00	50.00	50.00	50.00	50.00
POSTAL REGISTRATION CHARGES	EACH	38.00	38.00	38.00	38.00	38.00	38.00
U.M.S. REG CHARGES MIN.	EACH	59.00	59.00	59.00	59.00	59.00	59.00
T.C.S. CH. MIN.WITH IN ZONE	EACH	160.00	150.00	160.00	160.00	160.00	160.00
TELEPHONE CHARGES LOCAL CALL	P/CALL	3.94	3.94	3.94	3.94	3.94	3.94
TEL CHARGES OUT SIDE CITY	P/CALL	3.94	3.94	3.94	3.94	3.94	3.94
INTERNET CHARGES	P/HOUR	50.00	40.00	45.00	50.00	27.50	27.50
MOBILE CELL CHARGES	P/UNIT	3.00	3.00	3.00	4.50	3.06	3.06
FAX CHARGES (LOCAL)	P/PAGE	20.00	20.00	15.00	15.00	20.00	10.00
TELEPHONE SET AV. QLTY	EACH	1275.00	900.00	525.00	1150.00	800.00	650.00
MOBILE SET NOKIA/SONY/ERICSON/SAMSUNG WITHOUT CAMERA	EACH	3155.00	2600.00	3200.00	5200.00	3650.00	3650.00
T.V. 20" COLORED WEGA H-A21.	EACH	19000.00	22000.00	23250.00	23800.00	18000.00	17500.00
T.V 20" COLOR CHINA/KORIA)	EACH	6650.00	6500.00	14250.00	15300.00	13000.00	12000.00
V.C.P. PANASONIC/LG/NAT	EACH	0.00	0.00	6500.00	5500.00	5000.00	0.00
DVD/VCD PLAYER PANASONIC/LG	EACH	4100.00	5750.00	4500.00	4950.00	5000.00	5500.00
RADIO WITH C.PLAYER NATIONAL	EACH	1500.00	4500.00	3000.00	2100.00	1800.00	1250.00
PERSONNEL COMPUTER (BRANDED)	EACH	45000.00	20000.00	43250.00	35000.00	65000.00	63000.00
VID. CASSETTE BLK. TDK/SONY	EACH	280.00	165.00	150.00	200.00	180.00	100.00
COM. C.D. (TDK/IMATION)	EACH	77.50	55.00	30.00	45.00	50.00	35.00
TAPE RECORDER CASSETTE BLANK	EACH	75.00	50.00	50.00	55.00	50.00	40.00
VIDEO GAME SEGA 16 BYTE	EACH	1200.00	0.00	1500.00	1650.00	1150.00	1150.00
CINEMA A/C. HIGH CLASS	TICKET	0.00	110.00	0.00	0.00	0.00	0.00
CINEMA NON-A/C HIGH CLASS	TICKET	0.00	0.00	0.00	35.00	0.00	30.00
CABLE CHARGES	P/MONTH	300.00	250.00	250.00	275.00	300.00	250.00
TV.LICENCE FEE DOMESTIC	YEARLY	420.00	420.00	420.00	420.00	420.00	420.00
ENGLISH BOOK CLASS V1	EACH	77.00	77.00	77.00	77.00	77.00	77.00
ENGLISH BOOK CLASS IX OR X	EACH	130.00	130.00	130.00	130.00	130.00	130.00
ENG. BOOK IST.YR COMPLETE SET	EACH	84.00	84.00	84.00	84.00	84.00	84.00
ENGLISH BOOK BA/B.SC	EACH	178.00	178.00	178.00	178.00	178.00	178.00
URDU BOOK CLASS V (T.B.BORD)	EACH	59.00	59.00	59.00	59.00	59.00	59.00
URDU BOOK CLASS IX/X(T.B.B)	EACH	139.00	139.00	139.00	139.00	139.00	139.00
URDU BOOK IST.YEAR/INTER	EACH	53.00	53.00	53.00	53.00	53.00	53.00
URDU BOOK BA/B.SC	EACH	140.00	140.00	140.00	140.00	140.00	140.00
MATHS BOOK CALSS V (T.B.B)	EACH	78.00	78.00	78.00	78.00	78.00	78.00
MATHS BOOK CLASS IX OR X	EACH	279.00	279.00	279.00	279.00	279.00	279.00
MATHS BOOK IST.YEAR (T.B.B)	EACH	156.00	156.00	156.00	156.00	156.00	156.00
PAKISTAN STUDIES BOOK BA/B.SC	EACH	125.00	125.00	125.00	125.00	125.00	125.00
DAILY "DAWN"	P/COPY	19.00	20.00	20.00	20.00	20.00	20.00
DAILY "JANG"	P/COPY	12.00	13.00	13.00	13.00	13.00	13.00
DAILY "NAWA-E-WAQT"	P/COPY	12.00	13.00	13.00	13.00	13.00	13.00
WEEKLY "AKHBAR-E-JAHAN"	P/COPY	55.00	55.00	55.00	55.00	55.00	55.00
WEEKLY "MAG"	P/COPY	45.00	45.00	45.00	45.00	50.00	45.00
MONTHLY "NAUNEHAL DIGEST"	P/COPY	35.00	35.00	35.00	35.00	35.00	35.00
PAPER FOOLSCAPE (27"x17")	QUIRE	50.00	60.00	45.00	27.50	50.00	50.00
EXERCISE.BOOK LINED 80/100 PGS	EACH	50.00	60.00	45.00	70.00	70.00	70.00

Contd.

## 7.11 Intercity Consumer Prices February, 2017

Description	Unit	Vehari	Sargodha	Mianwali	Bahawal- pur	Bahawal- nagar	R.Y. Khan
PENCILGOLDFISH/DEER	EACH	6.50	7.00	7.00	5.00	7.50	7.00
PEN INK DOLLOR 57 ML BOTTLE	EACH	20.00	25.00	20.00	20.00	20.00	25.00
PHOTOSTATE PAPER 70 GM	PRT	310.00	350.00	330.00	280.00	350.00	360.00
BALL PEN (local)	EACH	5.00	7.00	7.00	5.00	8.00	8.00
FOUNTAIN PEN HERO/WINGS/CHINA	EACH	50.00	50.00	50.00	45.00	50.00	50.00
PRIVATE SCHOOL FEE ENGLISH MEDIUM AVERAGE STANDARD (CLASS I)	P/ MONTH	1225.00	1100.00	1200.00	3342.50	1250.00	1500.00
PRIVATE SCHOOL FEE ENGLISH MEDIUM AVERAGE STANDARD (CLASS V)	P/ MONTH	1287.50	1500.00	1600.00	3342.50	1262.50	2000.00
PRIVATE SCHOOL FEE ENGLISH MEDIUM AVERAGE STANDARD (CLASS VI)	P/ MONTH	1350.00	1650.00	2000.00	3392.50	1350.00	2200.00
PRIVATE SCHOOL FEE ENGLISH MEDIUM AVERAGE STANDARD (CLASS X)	P/ MONTH	1537.50	2250.00	2420.00	3517.50	1850.00	2500.00
PRIVATE MEDICLE COLLEGE FEE MBBS (1ST YEAR)	P/ MONTH	0.00	0.00	0.00	0.00	0.00	0.00
PRIVATE ENGINEERING COLLEGE FEE (ISTR YEAR)	P/ MONTH	0.00	0.00	14800.00	0.00	0.00	0.00
GOVT. COLLEGE FEE IST. YEAR	MONTH	50.00	50.00	60.00	50.00	50.00	50.00
GOVT. COLLEGE FEE 4TH. YEAR	MONTH	60.00	60.00	70.00	60.00	60.00	60.00
GOVT. UNIVERSITY FEE MSC.	MONTH	183.33	1500.00	1866.00	1166.67	120.00	120.00
GOVT. MED. COLLEGE FEE MBBS	MONTH	0.00	1500.00	0.00	1250.00	0.00	1050.00
GOVT. ENGG. COLL. FEE I YEAR	MONTH	0.00	600.00	0.00	2166.67	0.00	500.00
COACHING FEE FOR CLASS IX/X	P/ MONTH	1800.00	550.00	2500.00	1500.00	1100.00	1000.00
COACHING CHARGES FOR CLASS IST YEAR/INTER (SCIENCE)	P/ MONTH	1800.00	900.00	2800.00	1750.00	1500.00	1200.00
COACHING CHARGES FOR CLASS IST YEAR/INTER (COMMERCE)	P/ MONTH	2500.00	600.00	1000.00	1500.00	1500.00	1000.00
I.T. TUITION FEES	P/ MONTH	3150.00	1166.00	0.00	2417.00	0.00	2000.00
MBA TUITION FEES	P/ MONTH	3150.00	1916.66	0.00	3300.00	0.00	6670.00
BREAD TANDOORI ST. SIZE	EACH	5.00	6.50	7.00	5.00	7.00	6.00
COOKED MUTTON (AV. HOTEL)	PLATE	150.00	350.00	140.00	125.00	150.00	150.00
COOKED BEEF (AV. HOTEL)	PLATE	115.00	110.00	120.00	70.00	120.00	70.00
COOKED DAL (AV. HOTEL)	PLATE	50.00	45.00	50.00	50.00	40.00	55.00
CHICKEN BIRYANI FULL/DOUBLE	PLATE	155.00	120.00	170.00	125.00	150.00	120.00
TEA PREPARED (ORDINARY)	CUP	20.00	20.00	20.00	15.00	20.00	20.00
HAIRCUT CHARGES FOR MEN	P/CUT	90.00	90.00	50.00	95.00	60.00	60.00
BEAUTY PORL HAIR STYL CHARGE	P/STY.	250.00	300.00	250.00	390.00	300.00	300.00
SHAVING CHARGES	PER SHV	45.00	55.00	40.00	50.00	30.00	30.00
LIPSTICK S.MISS/MEDORA	EACH	120.00	110.00	120.00	90.00	120.00	120.00
NAIL POLISH S.MISS/MEDORA	EACH	75.00	115.00	95.00	95.00	60.00	60.00
PERFUME MED.SIZE MEDORA/BROACH	EACH	200.00	200.00	120.00	200.00	200.00	200.00
HAIR-OIL AMLA/CHAMBELI	BOTTLE	120.00	120.00	110.00	120.00	120.00	120.00
TOILET SOAP LUX 95 GRAMS	EACH	34.00	33.00	34.00	36.35	36.35	36.35
TOILET SOAP LIFEBOUY 140 GRM	EACH	40.00	47.00	47.00	40.00	43.86	43.86
TOILET SOAP SAFEGUARD BATH SIZE	EACH	48.00	50.00	48.00	48.00	48.00	48.00
TOOTHPASTE MACKLINES 70 GRM	EACH	50.00	50.00	50.00	50.00	50.00	50.00
TOOTHPAST MED SIZE CLGATE 70 GMS	EACH	65.00	65.00	40.00	60.67	65.00	65.00
TOOTHBRUSH SHEILD A/PLAUQUE	EACH	45.00	40.00	50.00	25.00	35.00	25.00
TOOTHPOWDER DENTONIC 90 GRM	EACH	35.00	35.00	32.00	35.00	35.00	35.00
HAIR-COLOUR BEGIN (6 GMS)	EACH	105.00	105.00	105.00	110.00	110.00	105.00
HAIR COLOUR (KALAKOLA)	BOTTLE	130.00	130.00	130.00	130.00	130.00	130.00
FACECREAM PONDS (MEDIUM)	EACH	120.00	235.00	120.00	120.00	130.00	120.00
TALC POWDER VICE ROAY,B.CAT	EACH	152.50	150.00	145.00	145.00	150.00	160.00
BLADE TREET ORDINARY 10'S	PKT.	30.00	40.00	45.00	30.00	35.00	30.00
BLADE 7-O-CLOCK STAIN. 5'S	PKT.	30.00	30.00	40.00	35.00	35.00	30.00
SHAMPOO SUNSILK/PAINTIN 100 ML	BOTTLE	99.00	110.00	99.00	110.00	111.00	111.00
BEAUTY CREAM (FAIR & LOVELY)	EACH	185.00	185.00	185.00	185.00	185.00	185.00
HAIR REMOVING CREAM (EU-CREAM)	TUBE	70.00	65.00	70.00	65.00	65.00	60.00
GEL MEDIUM SIZE	BOTTLE	60.00	120.00	200.00	100.00	135.00	120.00
DISPOSABLE RAZOR GILLET-II	EACH	45.00	40.00	45.00	40.00	45.00	42.00
SHAVING CREAM TOUCH-ME/ADM.	EACH	75.00	65.00	70.00	70.00	65.00	70.00
GOLD TEZABI 24 CT	10 GM.	42695.00	42609.00	43200.00	42850.00	42781.00	43193.00
SILVER TEZABI 24 CT	10 GM.	668.00	660.00	610.00	651.00	643.00	668.00
ARTIFICIAL JEWELLARY SET	SET	637.50	650.00	1000.00	725.00	1000.00	300.00
WRIST WATCH GENTS CITIZEN (ORIGINAL) ***	EACH	3500.00	7000.00	4100.00	7800.00	3200.00	3200.00
WRIST WATCH LADIES CITIZEN (ORIGINAL) ***	EACH	3500.00	7000.00	4100.00	7600.00	3200.00	3200.00
WALL CLOCK QUARTZ AV.QLTY	EACH	662.50	750.00	600.00	1100.00	600.00	800.00
SUITCASE REXIN (24"x16"x6")	EACH	945.00	2000.00	1700.00	1600.00	1800.00	1500.00
TRUNK MEDIUM SIZE ***	EACH	943.75	1900.00	2000.00	1800.00	1400.00	1400.00
PURSE LADIES (LEATHER) AVERAGE QUALITY	EACH	660.00	750.00	700.00	1100.00	1300.00	1200.00

## 7.11 Intercity Consumer Prices February, 2017

Description	Unit	Karachi	Hyder- abad	Nawab- shah	Mirpur- khas	Mithi	Sukkar	Larkana	Dadu
WHEAT	10 KG.	365.00	345.00	347.50	332.50	332.50	337.50	320.00	360.00
WHEAT FLOUR FINE/SUPERIOR.	KG.	48.85	47.00	46.25	49.00	49.00	40.00	45.00	41.00
WHEAT FLOUR AVG. QLTY	KG.	42.77	42.00	38.75	38.00	38.50	39.00	40.00	37.00
WHEAT FLOUR BAG	10 KG.	444.23	420.00	367.00	380.00	395.00	380.00	370.00	410.00
MAIDA	KG.	52.88	50.00	51.25	50.00	51.00	65.00	45.00	45.00
SUJI	KG.	54.81	50.00	48.75	50.00	49.00	60.00	45.00	50.00
BESAN AV. QLTY.	KG.	169.23	140.00	150.00	120.00	125.00	150.00	170.00	160.00
RICE BASMATI SUP. QLTY.	KG.	152.31	135.00	110.00	105.00	105.00	140.00	105.00	120.00
RICE BASMATI 385/386	KG.	82.21	72.50	80.00	70.00	70.00	65.00	70.00	60.00
RICE BASMATI BROKEN AV.QLTY	KG.	69.62	75.00	90.50	60.00	57.50	65.00	65.00	40.00
RICE IRRI-6 (SINDH/PUNJAB)	KG.	44.23	45.00	51.25	38.00	39.00	52.50	36.00	30.00
VERMICELLI	KG.	85.48	80.00	82.50	85.00	85.00	80.00	67.50	100.00
BREAD PLAIN MEDIUM SIZE	EACH	45.00	44.00	47.50	45.00	45.00	50.00	45.00	50.00
RUSK (PAPAY)	KG.	190.19	175.00	197.50	140.00	150.00	230.00	250.00	280.00
BISCUITS-PACKED	PKT	40.00	35.00	35.00	35.00	35.00	35.00	37.50	40.00
BISCUIT-BAKERY (LOOSE)	250 GM	87.12	77.50	90.00	50.00	50.00	60.00	130.00	60.00
CORNFLAKS FAUJI 225 GM.	PKT	180.00	171.00	198.00	180.00	180.00	176.00	210.00	162.00
SAMOSAS (VEGETABLE)	EACH	12.87	10.00	7.25	12.00	9.00	11.00	15.00	15.00
PASTRY AV.QLTY.	EACH	25.19	22.50	20.00	15.00	11.00	15.00	37.50	20.00
PATTIES (VEGETABLES)	EACH	17.65	10.50	10.00	15.00	11.00	15.00	30.00	10.00
NIMCO	250 GM	88.46	70.00	88.75	60.00	60.00	70.00	83.33	70.00
CHIPS	250 GM	97.31	80.00	100.00	60.00	60.00	75.00	100.00	70.00
BEEF WITH BONE AV.QLTY.	KG	377.69	310.00	350.00	240.00	0.00	325.00	310.00	300.00
MUTTON AV.QLTY.	KG	742.31	618.75	595.00	600.00	550.00	600.00	600.00	600.00
CHICKEN FARM BROILER (LIVE)	KG	143.21	137.81	182.50	124.00	142.00	130.00	130.00	150.00
FISH-RAHU MEDIUM SIZE	KG	323.85	253.13	300.00	300.00	325.00	290.00	275.00	340.00
MILK FRESH (UNBOILED)	LTR.	82.77	80.00	90.00	75.00	65.00	80.00	80.00	90.00
CURD	KG.	120.00	106.00	108.75	90.00	80.00	95.00	95.00	100.00
MILK TETRA PACK 1/2 LTR.	PKT.	60.00	60.00	58.75	60.00	60.00	60.00	60.00	60.00
LACTOGEN 400 GRAMS	PKT.	425.00	425.00	420.00	420.00	427.50	430.00	430.00	430.00
POWDER MILK NIDO 400GM.	PKT	369.23	369.23	370.00	360.00	360.00	358.97	346.66	380.00
MILK POWDER LOOSE/PACKED	KG.	507.69	562.50	560.00	500.00	500.00	480.00	712.50	370.00
BUTTER LOCAL PACKED	50 GM.	25.92	25.00	38.00	32.50	25.00	27.50	28.00	30.00
EGGS FARM	DOZ	110.35	105.00	102.50	100.00	122.00	120.00	110.00	120.00
MUSTARD OIL AV.QLTY.	KG.	168.08	145.00	157.50	130.00	130.00	137.50	190.00	170.00
COOKING OIL (DALDA)	2.5LTR	468.00	469.00	440.00	480.00	480.00	468.00	460.00	450.00
COOKING OIL (PAKWAN) OTHER BRAND SPECIFY	2.5 LTR	435.00	468.00	360.00	400.00	410.00	435.00	400.00	400.00
VEGETABLE GHEE TIN	2.5KG.	453.00	452.00	460.00	460.00	460.00	453.00	450.00	450.00
VEGETABLE GHEE (LOOSE)	KG.	145.58	150.00	155.00	160.00	160.00	145.00	130.00	120.00
DATES AV.QLTY.	KG.	233.46	115.00	150.00	90.00	75.00	175.00	225.00	200.00
PISTACHIO AV.QLTY.	50 GM.	145.00	120.00	107.50	60.00	62.50	150.00	117.50	120.00
ALMONDS WHOLE AV.QLTY.	KG.	815.38	618.75	1200.00	700.00	725.00	850.00	1000.00	800.00
COCONUT DRY AV.QLTY.	KG.	324.23	285.00	242.50	260.00	272.00	300.00	280.00	280.00
RAISINS AV.QLTY.	50 GM.	27.50	20.00	23.75	20.00	20.00	25.00	20.00	20.00
GROUNDNUTS (WITH SHELL)	KG.	289.23	160.00	140.00	160.00	165.00	240.00	160.00	170.00
MALTA/MOSAMBI	DOZ	147.50	130.00	230.00	190.00	195.00	156.00	160.00	200.00
KINNU	DOZ	129.81	107.50	160.00	95.00	105.00	120.00	120.00	150.00
APPLE	KG	136.15	87.50	97.50	110.00	115.00	100.00	115.00	150.00
ALOO BUKHARA	KG	0.00	0.00	0.00	0.00	0.00	0.00	0.00	0.00
POMEGRANATE (ANNAR)	KG	240.00	233.33	197.50	265.00	290.00	200.00	300.00	250.00
GRAPES	KG	0.00	0.00	0.00	0.00	0.00	0.00	0.00	0.00
BANANAS	DOZ	64.62	41.88	37.50	45.00	45.00	65.00	60.00	40.00
MANGO KALMI	KG	0.00	0.00	0.00	0.00	0.00	0.00	0.00	0.00
GUAVA	KG	71.92	53.75	42.50	55.00	55.00	50.00	50.00	50.00
WATERMELON (TURBOOZ)	KG	0.00	0.00	0.00	0.00	0.00	0.00	0.00	0.00
MUSKMELON (KHARBOOZA)	KG	0.00	0.00	0.00	0.00	0.00	0.00	0.00	0.00
SWEETMELON (GARMA)	KG	0.00	0.00	0.00	0.00	0.00	0.00	0.00	0.00
PULSE MASOOR (WHOLE)	KG.	127.50	97.50	140.00	100.00	105.00	105.00	110.00	120.00
PULSE MASOOR (WASHED)	KG.	128.75	120.00	152.50	110.00	115.00	110.00	110.00	140.00
PULSE MOONG (WASHED)	KG.	125.29	128.13	157.50	135.00	140.00	125.00	145.00	160.00
PULSE MASH (WASHED)	KG.	165.77	160.00	260.00	160.00	170.00	160.00	200.00	240.00
PULSE GRAM	KG.	153.56	120.00	127.50	125.00	120.00	130.00	145.00	160.00

Contd.

## 7.11 Intercity Consumer Prices February, 2017

Description	Unit	Karachi	Hyder- abad	Nawab- shah	Mirpur- khas	Mithi	Sukkar	Larkana	Dadu
GRAM WHOLE BLACK AV.QLTY.	KG.	152.50	140.00	70.00	120.00	120.00	140.00	160.00	100.00
GRAM WHOLE YELLOW AV.QLTY	KG.	189.81	168.75	122.50	220.00	225.00	160.00	225.00	160.00
BEANS (LAL LOBIA)	KG.	140.67	113.13	118.75	102.50	112.50	155.00	120.00	160.00
POTATOES	KG	23.37	24.38	23.75	20.00	20.00	30.00	20.00	20.00
ONION	KG	24.71	28.13	18.75	17.50	17.50	30.00	27.50	20.00
TURNIP	KG	40.38	34.69	21.25	25.00	27.50	20.00	30.00	20.00
RADISH	KG	27.31	19.38	26.25	20.00	17.50	20.00	40.00	30.00
TOMATOES	KG	30.77	40.00	28.75	22.50	17.50	17.50	20.00	30.00
CABBAGE	KG	45.00	38.13	37.50	35.00	32.50	40.00	60.00	30.00
CAULIFLOWER	KG	54.42	46.25	47.50	37.50	32.50	30.00	40.00	30.00
BRINJAL	KG	39.62	46.25	26.25	27.50	22.50	25.00	30.00	30.00
PUMPKIN	KG	0.00	0.00	0.00	0.00	0.00	0.00	0.00	0.00
BOTTLEGOURD	KG	0.00	0.00	0.00	0.00	0.00	0.00	0.00	0.00
LADY FINGER	KG	0.00	0.00	0.00	0.00	0.00	0.00	0.00	0.00
PEAS	KG	79.04	53.75	77.50	75.00	82.50	50.00	80.00	80.00
SPINACH	KG	27.79	32.50	37.50	32.50	22.50	20.00	19.00	20.00
TINDA	KG	0.00	0.00	0.00	0.00	0.00	0.00	0.00	0.00
TURAI	KG	0.00	0.00	0.00	0.00	0.00	0.00	0.00	0.00
KARAILA	KG	0.00	0.00	0.00	0.00	0.00	0.00	0.00	0.00
ARVI	KG	0.00	0.00	0.00	0.00	0.00	0.00	0.00	0.00
CHILLIES GREEN	KG	64.62	50.00	42.50	55.00	57.50	40.00	50.00	30.00
CARROT	KG	33.85	21.88	28.75	22.50	17.50	25.00	35.00	20.00
COCUMBER (KHEERA)	KG	42.79	37.50	78.75	37.50	45.00	40.00	35.00	30.00
LEMON	250GM	44.81	39.38	42.50	37.50	37.50	30.00	40.00	30.00
SUGAR REFINED	KG.	64.50	60.50	65.50	60.00	60.00	61.00	62.00	62.00
GUR AV.QLTY	KG.	90.96	81.25	67.50	80.00	77.50	75.00	77.50	85.00
HONEY LANGANESE 500 GM.	BOTTLE	858.46	800.00	830.00	740.00	740.00	750.00	900.00	900.00
MILO 200 GM.	BOTTLE	210.00	215.00	180.00	209.00	190.00	206.00	225.00	200.00
CUSTARD POWDER RAFHAN 300 GM.	PKT	75.00	75.00	75.00	85.00	85.00	80.00	80.00	80.00
TOFFEE (HILAL)	EACH	1.00	1.00	1.00	1.00	1.00	1.00	2.00	1.00
CHOCOLATE CANDY (SMALL SIZE)	EACH	5.00	5.00	10.00	5.00	5.00	5.00	5.00	5.00
SWEETMEAT (MIXED)	KG	491.35	380.00	385.00	325.00	290.00	380.00	480.00	400.00
ICE CREAM WALLS	CUP.	40.00	40.00	41.25	40.00	40.00	40.00	45.00	40.00
ICE	KG	10.00	10.00	20.00	10.00	10.00	9.00	17.50	10.00
JAM AHMED/MITCHELLES	BOTTLE	130.00	130.00	130.00	140.00	140.00	130.00	137.50	130.00
SQUASH-MITCHELLES	BOTTLE	165.00	160.00	140.00	160.00	160.00	150.00	155.00	150.00
ROOH AFZA	BOTTLE	170.00	170.00	160.00	160.00	160.00	170.00	150.00	160.00
JAM-E-SHIREEN	BOTTLE	170.00	180.00	150.00	160.00	160.00	170.00	165.00	160.00
SAUNF	50 GM	22.58	20.00	21.25	10.00	12.00	20.00	20.00	20.00
CINAMON LOOSE AV. QLTY	50 GM.	32.50	25.00	40.00	20.00	20.00	30.00	20.00	20.00
CUMINSEED WHITE NATIONAL	50 GM.	52.00	52.00	53.75	50.00	50.00	52.00	55.00	54.00
PEPPER BLACK NATIONAL	50 GM.	110.00	105.00	96.00	110.00	110.00	110.00	110.00	100.00
CLOVES LOOSE AV.QLTY	50 GM.	78.37	90.00	87.50	63.75	62.50	80.00	92.50	90.00
CARDAMOM LARGE LOOSE AV.QLTY	50 GM.	157.02	120.00	160.00	110.00	140.00	150.00	145.00	90.00
CARDAMOM SMALL AV.QLTY	50 GM.	90.19	113.75	92.50	70.00	72.50	80.00	100.00	70.00
SALT-POWDERED (LAHORI) LOOSE	KG.	12.00	12.00	13.50	10.00	10.00	10.00	10.00	10.00
SALT POWDERED (NATIONAL/SHAN)	PKT	25.00	25.00	28.00	25.00	25.00	25.00	25.00	25.00
CHILLIES POWD.NATIONAL 200GM	PKT	105.00	105.00	105.00	105.00	105.00	105.00	105.00	105.00
CHILLIES POWDER LOOS	KG.	306.92	283.75	242.50	180.00	185.00	250.00	260.00	270.00
CORRIANDER SEED POWD.NATIONAL	PKT	104.00	104.00	104.00	104.00	104.00	104.00	105.00	104.00
CORRIANDER SEED (LOOSE)	KG.	267.50	200.00	257.50	170.00	175.00	240.00	245.00	240.00
TURMERIC POWD.NATIONAL 50GM	PKT.	35.00	35.00	35.00	35.00	35.00	35.00	35.00	35.00
CURRY POWD. NATIONAL 200 GM	PKT.	86.00	87.00	86.00	86.00	86.00	87.00	86.00	86.00
TOMATO KETCHUP AHMED/MITCHL	BOTTLE	90.00	75.00	70.00	85.00	85.00	90.00	120.00	90.00
PICKLES AHMED/MITCHELLES	BOTTLE	120.00	105.00	104.00	90.00	90.00	115.00	120.00	125.00
VINEGAR SYNTHETIC (SIRKA)	BOTTLE	70.00	60.00	90.00	65.00	65.00	80.00	90.00	85.00
GARLIC	KG	296.54	308.75	272.50	290.00	290.00	290.00	280.00	280.00
GINGER	KG	148.85	126.25	147.50	155.00	180.00	120.00	160.00	120.00
TAPAL DANEDAR TEA 200GM PACKET	PKT	178.95	178.94	176.00	170.00	150.00	178.94	155.78	158.00
TEA LIPTON YELLOW LABEL 200GM.	PKT.	178.95	178.94	180.00	178.94	178.94	178.94	178.94	178.00
TEA LOOSE KENYA AV.QLTY 250GM.	PKT.	150.00	150.00	157.50	162.50	185.00	130.00	127.50	135.00
COFFEE-NESCAFE 75 GM. **	BOTTLE	350.00	350.00	320.00	300.00	300.00	320.00	350.00	360.00

Contd.



## 7.11 Intercity Consumer Prices February, 2017

Description	Unit	Karachi	Hyder- abad	Nawab- shah	Mirpur- khas	Mithi	Sukkar	Larkana	Dadu
COLD DRINK (STANDARD SIZ)	BOTTLE	25.00	25.00	25.00	25.00	25.00	25.00	25.00	25.00
FRUIT JUICE TETRA PACK	PKT.	18.23	20.00	20.00	15.00	15.00	15.00	20.00	20.00
MINERAL WATER NESTLE 1.5 LTR	BOTTLE	50.00	50.00	50.00	50.00	50.00	47.50	45.00	50.00
CIGARETTES K-2 10'S **	PKT	70.00	65.00	60.00	65.00	65.00	65.00	62.00	60.00
CIGARETTES CAPSTAN 10'S **	PKT	75.00	75.00	75.00	75.00	75.00	72.00	67.00	70.00
CIGARETTES GOLD LEAF 20'S	PKT	140.00	140.00	140.00	140.00	140.00	130.00	125.00	130.00
CIGARETTES MORVEN GOLD 20'S	PKT	75.00	75.00	70.00	75.00	75.00	72.00	67.00	70.00
BETEL LEAVES	50GM.	91.15	70.00	72.50	60.00	65.00	86.25	85.00	100.00
BETEL NUTS	KG.	314.81	275.00	320.00	400.00	390.00	380.00	300.00	350.00
LONG CLOTH 57" GUL AHMED/AL-KARAM	METER	180.38	225.00	300.00	190.00	170.00	250.00	200.00	230.00
SHIRTING AV.QLTY.	METER	162.31	140.00	205.00	100.00	95.00	120.00	150.00	130.00
PANT CLOTH W & WEAR AV.QLTY	METER	384.90	387.50	450.00	300.00	300.00	600.00	350.00	300.00
LAWN PRINTED GUL AHMED/AL-KARAM	METER	415.00	240.00	400.00	270.00	275.00	375.00	333.00	230.00
GEORGETTE AV.QLTY	METER	114.71	110.00	225.00	145.00	145.00	150.00	130.00	100.00
LINEN AV.QLTY ***	METER	159.23	130.00	150.00	165.00	175.00	140.00	175.00	110.00
HEAVY WT SUITING LAWERNCPUR AVG QLTY	METER	2200.00	1500.00	1400.00	1400.00	1400.00	1250.00	1100.00	900.00
HEAVY WT SUITING LAWERNCPUR SUP QLTY	METER	2700.00	2500.00	2300.00	1400.00	1500.00	1500.00	1300.00	1300.00
TROPICAL SUITING LAW.PUR	METER	1600.00	1300.00	926.00	900.00	900.00	1000.00	900.00	750.00
PANT BOY 24"/26" LENGTH.	EACH	635.58	420.00	900.00	400.00	350.00	425.00	450.00	600.00
SHIRT BOY 24"/26" LENGTH	EACH	485.58	375.00	800.00	300.00	300.00	450.00	415.00	450.00
SCHOOL UNI. PANT,SHIRT BOYS	SUIT	776.92	683.33	937.50	700.00	700.00	650.00	700.00	590.00
SCHOOL UNI. KAMEEZ,SHAL.BOYS	SUIT	619.23	633.33	850.00	600.00	600.00	650.00	700.00	475.00
SCHOOL UNI. KAMEEZ,SHAL.GIRL	SUIT	676.92	562.50	900.00	700.00	725.00	650.00	700.00	560.00
FROCK W/WEAR GIRLS	EACH	1376.92	1200.00	900.00	600.00	500.00	900.00	600.00	800.00
AWAMI-SUIT W & W(BOY) 24"/26	SUIT	1030.77	800.00	1037.50	800.00	750.00	900.00	1000.00	690.00
AWAMI-SUIT W&W (GENTS)AV.QLTY	SUIT	1811.54	1400.00	1600.00	1200.00	1000.00	1000.00	1000.00	960.00
PULLOVER GENTS OXFORD/BON.	EACH	3180.00	3100.00	3200.00	2000.00	2000.00	2200.00	3000.00	3000.00
PULLOVER LADIES OXFORD/BON.	EACH	3120.00	3000.00	3000.00	1800.00	1800.00	2000.00	2320.00	2400.00
PULLOVER (GENTS) OTHERS A.QTY	EACH	976.92	900.00	1575.00	600.00	700.00	800.00	850.00	600.00
SECOND-HAND COAT FOR MEN	EACH	452.88	300.00	262.50	550.00	550.00	400.00	400.00	300.00
SECONDHAND SWEETER FOR MEN DUP QLTY	EACH	298.65	140.00	412.50	385.00	350.00	225.00	300.00	250.00
SECONDHAND WINTER JACKET	EACH	501.92	225.00	462.50	280.00	300.00	400.00	400.00	250.00
UNDERWEAR AV.QLTY MEDIUM SIZE	EACH	180.00	76.88	180.00	80.00	77.50	110.00	150.00	60.00
VEST FOR MEN AV.QLTY.	EACH	184.62	95.00	117.50	80.00	70.00	110.00	150.00	100.00
VEST/SHAMEEZ (WOMEN) AVG. QLTY	EACH	147.31	150.00	350.00	75.00	72.50	120.00	150.00	140.00
SOCKS NYLON (PAKISTANI)	PAIR	76.54	80.00	110.00	80.00	52.50	90.00	87.50	50.00
BRASSIER AV.QLTY.	EACH	186.54	111.25	250.00	137.50	82.50	135.00	180.00	100.00
BRASSIER SUP QLTY	EACH	343.46	200.00	400.00	365.00	365.00	300.00	280.00	200.00
DOPATTA GEORGETTE AV.QLTY.	EACH	243.08	200.00	350.00	325.00	310.00	225.00	300.00	250.00
DOPATTA COTTON AV GLTY	EACH	265.38	150.00	300.00	225.00	260.00	175.00	250.00	200.00
CHADDAR (W/WEAR) (2x2.5 MTR)	EACH	515.38	312.50	1000.00	350.00	350.00	275.00	520.00	350.00
LUNGI/DHOTI(COTTON) AVG. QLTY	EACH	320.19	287.50	300.00	350.00	310.00	250.00	480.00	250.00
HANDKERCHIEF AVG. QLTY PAK	EACH	53.08	30.00	60.00	42.50	45.00	50.00	50.00	50.00
HANDKERCHIEF SUP. QLTY PAK	EACH	86.54	60.00	120.00	65.00	60.00	80.00	100.00	120.00
GLOVES AV QLTY	PAIR	65.00	60.00	82.50	75.00	65.00	90.00	60.00	130.00
AZARBAND COTTON AVG. QLTY	EACH	15.00	11.00	23.75	11.00	9.00	20.00	30.00	15.00
SEWING THREAD/REEL(ASLI PARI)	EACH	7.00	6.00	7.00	10.00	10.00	7.00	7.00	8.00
WASHING CHARGES PAINT & SHIRT	SUIT	73.08	115.00	50.00	60.00	50.00	65.00	100.00	70.00
DRY CLEANING SUIT COAT PANT	SUIT	319.23	286.67	150.00	200.00	200.00	300.00	285.00	200.00
WASHING CH. (KAMIZ-SHALWAR)	PAIR	73.46	75.00	80.00	50.00	50.00	50.00	65.00	50.00
TAILORING SHIRT	EACH	454.81	356.25	450.00	200.00	250.00	500.00	375.00	350.00
TAILORING CHARGES PANT (MEN)	EACH	738.46	696.88	500.00	250.00	250.00	700.00	550.00	600.00
TAILORING COAT-PANT SUIT	SUIT	5288.46	3450.00	4000.00	3000.00	3000.00	5000.00	3500.00	3200.00
TAILORING AWAMI-SUIT (MALE)	SUIT	644.23	646.88	600.00	400.00	300.00	600.00	750.00	500.00
TAILORING SUIT FEMALE	SUIT	709.62	456.25	500.00	400.00	300.00	600.00	750.00	250.00
GENTS SHOES PAUL BATA	PAIR	1199.00	1199.00	1199.00	1199.00	1199.00	1199.00	1199.00	1199.00
GENTS SANDAL BATA	PAIR	699.00	699.00	699.00	699.00	699.00	699.00	699.00	699.00
GENTS SPOUNG CHAPPAL BATA	PAIR	179.00	179.00	179.00	179.00	179.00	179.00	179.00	179.00
LADIES SANDAL BATA	PAIR	499.00	499.00	499.00	499.00	499.00	499.00	499.00	499.00
LADIES SPOUNG CHAPPAL BATA	PAIR	179.00	179.00	179.00	179.00	179.00	179.00	179.00	179.00
CHILD SHOE POWER LITE BATA	PAIR	599.00	599.00	599.00	599.00	599.00	599.00	599.00	599.00
GENTS SHOE, ART 1109 SERVICE	PAIR	999.00	999.00	999.00	999.00	999.00	999.00	999.00	999.00

Contd.

## 7.11 Intercity Consumer Prices February, 2017

Description	Unit	Karachi	Hyder- abad	Nawab- shah	Mirpur- khas	Mithi	Sukkar	Larkana	Dadu
NYLON JOGGER 27 SIZE 2-5 ***	PAIR	1299.00	1299.00	1299.00	1299.00	1299.00	1299.00	1299.00	1299.00
CHINA FOOT WEAR AV. QLTY (MALE) *	PAIR	780.77	550.00	450.00	450.00	400.00	562.50	750.00	800.00
CHINA FOOT WEAR AV. QLTY (FEMALE) *	PAIR	763.46	400.00	400.00	250.00	240.00	487.50	300.00	450.00
CHINA FOOT WEAR AV. QLTY (CHILDREN) *	PAIR	630.77	400.00	380.00	200.00	220.00	425.00	300.00	591.00
SHOE REPAIR HALF SOLE	PAIR	135.38	80.00	80.00	70.00	50.00	65.00	180.00	50.00
SHOES POLISH CHARGES AVERAGE SHOP	PAIR	22.12	20.00	20.00	12.50	10.00	17.50	20.00	10.00
HOUSE RENT (combined)	MONTH	10851.23	5796.97	3545.00	4779.07	3400.00	5824.00	4500.00	3362.00
rent 2	pm	10851.23	5796.97	3545.00	4779.07	3400.00	5824.00	4500.00	3362.00
RENT3	PM	10851.23	5796.97	3545.00	4779.07	3400.00	5824.00	4500.00	3362.00
RENT4	PM	10851.23	5796.97	3545.00	4779.07	3400.00	5824.00	4500.00	3362.00
RENT5	PM	10851.23	5796.97	3545.00	4779.07	3400.00	5824.00	4500.00	3362.00
RENT6	PM	10851.23	5796.97	3545.00	4779.07	3400.00	5824.00	4500.00	3362.00
SYNTHETIC ENEMAL ROBIALAC BALTI 3.64 LTR.	EACH	1880.00	1609.50	1600.00	1850.00	1850.00	1900.00	2100.00	1500.00
SYNTHETIC ENEMAL ICI BALTI 3.64 LTR.	EACH	1880.00	2070.00	1890.00	1850.00	1850.00	1900.00	2000.00	1700.00
CEMENT (LOCAL) SPECIFY BRAND NAME	BAG	567.12	585.00	570.00	540.00	540.00	580.00	580.00	550.00
BRICKS (NEW) IST CLASS	P/1000	11750.00	5000.00	6000.00	5500.00	6000.00	5300.00	4550.00	4250.00
CEMENT BLOCKS (6"x8"x12")	P/100	3246.15	2550.00	3800.00	0.00	0.00	0.00	0.00	2600.00
BAJREE	100CFT	4769.23	2862.50	2800.00	3250.00	4650.00	3500.00	3550.00	2400.00
SAND (BLACK PIT SAND)	K100CFT	0.00	1250.00	2500.00	0.00	2000.00	1500.00	1500.00	2000.00
TIMBER SHESHAM LOG IST QUALITY	cubmt.	60000.00	39600.00	28000.00	0.00	0.00	42510.00	44143.00	55500.00
IRON BAR (M.S. BAR) 1/2"	P/TON	72923.08	70000.00	76000.00	72000.00	72500.00	75000.00	71000.00	72000.00
CARPANTER WAGE RATE	P/DAY	861.54	1000.00	900.00	700.00	600.00	750.00	800.00	600.00
MASON (RAJ) WAGE RATE	P/DAY	1061.54	1000.00	1000.00	700.00	600.00	750.00	800.00	1000.00
UNSKILLED LABOUR WAGE RATE	P/DAY	663.46	600.00	450.00	400.00	400.00	387.50	400.00	450.00
PLUMBER WAGE RSTE	P/DAY	861.54	1000.00	800.00	700.00	600.00	750.00	600.00	450.00
ELECTICIAN WAGE RATE PER DAY **	P/DAY	700.00	1000.00	700.00	0.00	0.00	0.00	600.00	400.00
ELECTICIAN WAGE RATE PER POINT **	P/PNT	159.23	100.00	200.00	100.00	75.00	87.50	120.00	60.00
WATER CHARGES PER HOUSE	P/MONTH	157.00	230.00	40.00	20.00	200.00	57.50	150.00	35.00
ELECT.CHARGES UPTO 50 UNITS	P/UNIT	2.00	2.00	2.00	2.00	2.00	2.00	2.00	2.00
ELECT.CHARGES 01 - 100 UNIT	P/UNIT	6.18	6.18	6.18	6.18	6.18	6.18	6.18	6.18
ELECT.CHARGES 101 - 300 UNIT	P/UNIT	9.54	9.54	9.54	9.54	9.54	9.54	9.54	9.54
ELECT.CHARGES 301 - 1000 UNIT	P/UNIT	16.39	16.39	16.39	16.39	16.39	16.39	16.39	16.39
ELECT.CHARGES ABOVE 1000 UNIT	P/UNIT	18.39	18.39	18.39	18.39	18.39	18.39	18.39	18.39
ELEC	PM	10.50	10.50	10.50	10.50	10.50	10.50	10.50	10.50
GAS CHR9 upto 3.3719 MMBUT	MMBTU	128.70	128.70	128.70	128.70	0.00	128.70	128.70	128.70
GAS CHR9 3.3719 - 6.7438 MMBUT	MMBTU	257.40	257.40	257.40	257.40	0.00	257.40	257.40	257.40
GAS CHR9 6.7438 - 10.1157 MMBUT	MMBTU	257.40	257.40	257.40	257.40	0.00	257.40	257.40	257.40
GAS CHR9 10.1157 - 13.4876 MMBUT	MMBTU	702.00	702.00	702.00	702.00	0.00	702.00	702.00	702.00
GAS	PM	702.00	702.00	702.00	702.00	0.00	702.00	702.00	702.00
GAS	PM	409.50	409.50	409.50	409.50	0.00	409.50	409.50	409.50
KEROSENE OIL	LTR	97.88	80.00	92.50	88.00	95.00	69.50	85.00	116.00
FIREWOOD WHOLE	40 KG.	653.85	550.00	450.00	460.00	410.00	400.00	450.00	450.00
CHAIR SHESHAM WOOD WITH ARMS **	EACH	2034.62	900.00	2000.00	1000.00	1100.00	2000.00	2600.00	1300.00
CHAIR PLASTIC (CHAIRMAN) AVERAGE QUALITY	EACH	880.77	650.00	800.00	500.00	650.00	700.00	850.00	800.00
TABLE SHESHAM WOOD (4X2X5") ***	EACH	7153.85	3616.67	6000.00	2700.00	2900.00	4500.00	8000.00	5500.00
SOFASET WOODEN WITH FOAM SEAT **	SET	19461.54	11166.67	18000.00	13500.00	12500.00	12500.00	22500.00	20000.00
COT IRON (WITH NIWAR)AV.QLTY.	EACH	2596.15	1500.00	2500.00	2000.00	2000.00	2250.00	3600.00	2600.00
ALMIRAH (STEEL) 6'X3' 20 GUAGE	EACH	9826.92	6416.67	10000.00	6750.00	7150.00	12000.00	10000.00	14000.00
DINNING TABLE 6 CHAIRS A.QLTY	SET	15615.38	13500.00	20500.00	11000.00	11000.00	25000.00	18500.00	25000.00
SINGLE BED WITHOUT FOAM MED.	EACH	6153.85	5533.33	6800.00	3500.00	3800.00	12500.00	5000.00	6500.00
MATRESS SINGLE(4"THICK)	EACH	5200.00	6200.00	4800.00	6410.00	6410.00	4500.00	4750.00	6100.00
FARSHI DARI 12'X9' AV.QLTY	EACH	1492.31	866.67	1450.00	850.00	850.00	900.00	1350.00	800.00
DARI COTTON (6'x2 1/2') AV.QL	EACH	565.38	323.33	700.00	400.00	500.00	350.00	575.00	300.00
CARPET PLAIN AV. QLTY	SQFT.	66.73	40.00	45.00	40.00	40.00	32.50	90.00	21.00
QUILT (LHAF) 3 KG. COTTON	EACH	1619.23	800.00	900.00	650.00	725.00	1000.00	900.00	600.00
BLANKET (90" x 54")	EACH	2907.69	2800.00	4125.00	2000.00	2200.00	3750.00	3100.00	3600.00
BEDSHEET SINGLE BED SUP.QLTY	EACH	832.69	400.00	700.00	400.00	400.00	500.00	850.00	600.00
BED SHEET DOUBLE WITH TWO PILLOW COVERS SUP QLTY	SET	1592.31	650.00	1300.00	600.00	600.00	900.00	1500.00	1100.00
TOWEL(3'x2') AV. QALTY	EACH	266.35	180.00	300.00	140.00	150.00	225.00	220.00	150.00
CEILING FAN 48" SUPER QLTY **	EACH	3500.00	2800.00	3000.00	2900.00	2900.00	3250.00	3950.00	2600.00
PEDESTAL FAN 22" SUPER QLTY	EACH	4600.00	4000.00	3800.00	4000.00	4000.00	4200.00	3800.00	3800.00
REFG. DAWLENCE 10 CFT. D.DOOR	EACH	33000.00	32000.00	28000.00	33000.00	33000.00	34500.00	32000.00	28500.00

Contd.

## 7.11 Intercity Consumer Prices February, 2017

Description	Unit	Karachi	Hyder- abad	Nawab- shah	Mirpur- khas	Mithi	Sukkar	Larkana	Dadu
D-FREEZER WAVES 8 CFT.	EACH	28100.00	27900.00	28000.00	28000.00	28000.00	31000.00	33000.00	26000.00
AIRCONDITIONER 1.5 TON PEL	EACH	40000.00	44000.00	43000.00	35000.00	35000.00	52000.00	47000.00	55000.00
SPLIT AIR CONDITIONER 1.5 TON (SPECIFY BRAND NAME)	EACH	43000.00	46000.00	44500.00	39000.00	39000.00	45000.00	49000.00	44000.00
AIRCOOLER SUPER ASIA	EACH	10500.00	9000.00	9000.00	8800.00	9000.00	12300.00	12500.00	11000.00
WASHING MACHINE SINGER	EACH	17000.00	17000.00	14700.00	17000.00	17000.00	15900.00	15600.00	14700.00
SEWING MACHINE(SINGER)	EACH	7210.00	7400.00	5200.00	7400.00	7400.00	7400.00	5860.00	5200.00
GIZER LARGE SIZE 30 GALLON CAPACITY SUP QLTY	EACH	22600.00	22650.00	22600.00	15000.00	15000.00	17000.00	18800.00	17000.00
GAS BURNER DOUBLE SPFY.BRAND	EACH	2198.08	1500.00	1800.00	1600.00	1700.00	1800.00	1850.00	2000.00
ELECT. IRON PHILIPS MDL.1120	EACH	1600.00	1700.00	2000.00	1200.00	1500.00	1700.00	2500.00	2000.00
ELECTRIC JUICER FOR APPLE	EACH	5163.46	3600.00	6000.00	3000.00	3000.00	1700.00	5000.00	3500.00
S.STEEL DEGHCHI MEDIUM SIZE ***	EACH	715.38	500.00	700.00	480.00	490.00	600.00	560.00	500.00
ALUMINIUM COOKING PAN (DEGCHI ) MED SIZE	EACH	715.38	450.00	362.00	370.00	380.00	450.00	560.00	450.00
NON STICK COOKING PAN (DEGCHI ) SUP. QLTY	EACH	915.38	550.00	1000.00	550.00	560.00	550.00	560.00	900.00
FRYING PAN STEEL AVG. QLTY MED. SIZE	EACH	381.73	200.00	350.00	260.00	260.00	300.00	465.00	200.00
TAWA IORN (MEDIUM SIZE) AVG. QLTY	EACH	365.38	218.75	312.50	250.00	250.00	300.00	375.00	280.00
S.STEEL PLATE A.QLTY.(M.SIZE)	EACH	93.27	40.63	83.00	55.00	60.00	70.00	120.00	80.00
TABLE SPOON S.STEEL SUP.QLTY.	DOZEN	270.00	300.00	320.00	250.00	280.00	350.00	1200.00	250.00
WATER SET JUG+6 GLASSES (OMROC)	SET	615.38	400.00	787.50	350.00	370.00	550.00	600.00	600.00
TEA SET PAK. CHINAWARE 21 PCS.	SET	1624.62	950.00	1700.00	1250.00	1450.00	1800.00	1350.00	2500.00
DINNER SET PLASTIC 72 PIECES SUPERIOR QLTY	SET	7153.85	3500.00	5000.00	2600.00	2200.00	6250.00	4600.00	6200.00
HOTPOT SET PLASTIC 3 PCS.	SET	1330.77	1150.00	1200.00	1000.00	1000.00	1500.00	1850.00	1200.00
BUCKET(BALT) PLASTIC MED.SIZ	EACH	419.23	270.00	700.00	300.00	290.00	300.00	450.00	350.00
LOTA PLASTIC (MED SIZE) AVERAGE QUALITY	EACH	83.46	60.00	57.50	50.00	50.00	67.50	57.50	60.00
PRESURE COOKER 4 LTR.	EACH	1861.54	1500.00	1900.00	850.00	900.00	1425.00	1800.00	1300.00
WATER COOLER 9/10 LTR.PLASTIC ***	EACH	615.38	400.00	927.00	600.00	630.00	600.00	500.00	500.00
THERMOS STARVAC 1 LTR	EACH	413.17	400.00	550.00	350.00	350.00	650.00	500.00	500.00
BULB PHILIPS 100-WATTS	EACH	35.00	30.00	30.00	30.00	30.00	30.00	30.00	40.00
TUBE LIGHT PHILIPS 40 WATTS	EACH	100.00	100.00	100.00	110.00	110.00	97.50	100.00	120.00
ELECTRIC BLUBS "0" WATTE LOCAL	EACH	25.00	25.00	25.00	20.00	20.00	22.00	20.00	25.00
ELECTRIC BLUB ENERGY SAVER 14 WATTS	EACH	170.00	190.00	160.00	110.00	110.00	155.00	175.00	120.00
WASHING SOAP 250 GMS SPECIFY BRAND NAME	EACH	14.00	30.00	36.00	25.00	25.00	26.00	30.00	30.00
SURF EXCEL 400 GMS POLY BAG	EACH	130.00	130.00	130.00	130.00	130.00	104.00	125.00	104.00
WASHING POWDER 1000 GRM	EACH	185.00	150.00	180.00	175.00	175.00	185.00	185.00	150.00
WASHING POWDER (WHEEL/ BONUS) 100 GRAMS	EACH	95.00	95.00	93.00	85.00	90.00	95.00	85.00	90.00
CLEANSER POWDER VIM 1000 GM	PKT.	75.00	77.77	75.00	70.00	75.00	70.00	77.50	80.00
FINIS 500 ML	BOTTLE	180.00	225.00	200.00	125.00	125.00	180.00	170.00	250.00
PHNYLE TYPHONE/FINIS/CARRANITE 3 LITRES	BOTTLE	140.00	120.00	180.00	110.00	110.00	135.00	150.00	150.00
HARPIC	BOTTLE	150.00	145.00	150.00	145.00	145.00	145.00	150.00	145.00
BOOT POLISH CHERRY/KIWI 50ML	EACH	105.00	122.22	100.00	110.00	110.00	102.50	105.00	100.00
ROBIN BLUE (35 GRAMS)	PKT.	35.00	25.67	35.00	30.00	30.00	30.00	30.00	50.00
TISSU PAPER PERFUMED 100 PCS.	PKT	123.27	110.00	100.00	90.00	90.00	100.00	150.00	100.00
TOILET PAPER ROLL. (R.PETEL)	P/ROLL	42.00	42.00	35.00	40.00	35.00	35.00	40.00	30.00
BOOT POLISH LIQUID CHEERY BLOSSOM KIWI 75 ML	BOTTLE	140.00	140.00	150.00	120.00	120.00	140.00	150.00	150.00
MATCH BOX SMALL	EACH	2.00	2.00	3.00	3.00	3.00	2.00	2.50	2.00
DRY CELL 1.5 VOLT(LOCAL)	EACH	15.00	15.00	25.00	20.00	20.00	35.00	20.00	25.00
HAND STITCHING NEEDLE M.SIZE	PACKET	9.31	6.00	8.00	5.00	5.00	10.00	10.00	6.00
SEWING MACHINE NEEDLE (SINGER)	EACH	5.00	6.00	9.00	5.00	5.00	8.00	7.00	5.00
HOUSEHOLD SERVANT FEMALE P/T	P/MNTH	2653.85	1025.00	2000.00	800.00	800.00	1625.00	2000.00	1500.00
MARRIAGE HALL WITH FURNITURE	P/HEAD	303.08	117.50	70.00	90.00	60.00	150.00	150.00	80.00
SEPTRAN TABLETS	10TAB.	19.30	15.00	15.00	16.00	15.75	17.00	19.30	20.00
BRUFEN TABS 200-MG.	10TAB.	10.00	10.00	10.00	10.00	10.00	10.00	12.00	10.00
PANADOL TAB. EXTRA/PLAIN	10TAB.	12.00	12.00	10.00	12.00	12.00	13.00	12.00	12.00
DISPRIN TAB.	10TAB.	13.00	12.00	12.00	13.00	12.00	12.50	12.86	12.00
TRISIL TAB.	10 TAB	10.00	10.00	10.00	10.00	10.00	10.00	10.00	10.00
FLAGYL TAB. 200 MG.	10TAB.	10.00	10.00	10.00	10.00	10.00	10.00	10.00	10.00
VENTOLIN TAB. 2MG.	10TAB.	10.00	10.00	10.00	10.00	10.00	10.00	10.00	10.00
DAONIL TAB. 5 MG.	10TAB.	17.00	17.00	18.00	17.00	17.00	17.00	16.83	17.00
ENTOX TAB.	10TAB.	15.00	15.00	15.00	10.00	10.00	15.00	10.00	15.00
RENITEC TAB. 5 MG.	10TAB.	58.50	58.50	60.00	58.00	58.00	60.00	57.00	58.50
CAC. 1000 TAB	BOTTLE	124.14	122.00	122.00	122.00	122.00	122.00	122.00	122.00
AMOXIL CAPSOLE 250 MG.S	10CAP.	35.70	35.66	37.75	35.00	35.00	40.00	35.00	35.60
CALCIUM SYRUP SANDOZ	BOTTLE	64.00	64.00	64.00	64.00	64.00	64.00	64.00	64.65

Contd.

## 7.11 Intercity Consumer Prices February, 2017

Description	Unit	Karachi	Hyder- abad	Nawab- shah	Mirpur- khas	Mithi	Sukkar	Larkana	Dadu
LEDERPLEX SYRUP	BOTTLE	52.00	52.00	52.00	52.74	52.74	50.00	52.74	50.00
SANCOS SYRUP (50 ML.)	BOTTLE	30.00	30.00	30.00	30.00	30.00	30.00	30.00	30.00
PHENERGAN SYRUP 120 ML.	BOTTLE	33.00	33.00	33.00	33.00	33.00	33.00	33.00	33.00
CALPOL SYRUP 60 ML.	BOTTLE	28.00	28.00	28.00	28.00	28.00	28.00	28.00	28.00
HYDRYLLIN SYRUP 120 ML.	BOTTLE	69.00	69.00	65.00	65.00	65.00	65.00	69.00	69.00
POLYFAX EYE OINTMENT	TUBE	21.00	21.00	21.00	21.00	21.00	22.00	21.00	21.00
BETNESOL EYE DROPS	BOTTLE	33.89	33.89	33.00	34.00	34.00	33.89	34.00	33.89
EAR DROPS (CARDISPORINE) ***	BOTTLE	25.00	25.00	21.00	23.00	23.00	21.00	21.00	21.00
BETNOVATE-N OINTMENT 5 GMS	TUBE	16.68	16.00	16.00	16.00	16.00	16.00	16.00	16.00
BURNOL CREAM 30 GRM	TUBE	55.42	55.42	55.42	55.42	55.42	55.42	55.42	55.42
VICKS VAPORUB/BALM	BOTTLE	36.00	36.00	36.00	36.00	36.00	36.00	36.00	36.00
GLYCRINE SMALL BOTTLE	BOTTLE	20.00	25.00	30.00	15.00	15.00	15.00	15.00	15.00
JOUHAR JOSHANDA	PKT.	10.00	8.00	7.00	8.00	8.00	8.00	10.00	10.00
GALXOS-D (450 GRMS)	PKT.	157.50	157.50	140.00	150.00	150.00	157.50	140.00	145.00
GRIPE-WATER WOODWARDS	BOTTLE	55.00	55.00	50.00	55.00	55.00	55.00	50.00	55.00
SANIPLAST ONE PUTTY	EACH	2.00	2.00	2.00	1.00	1.00	2.00	2.00	2.00
O.R.S. (NIMCOL)	PKT.	18.00	18.00	15.00	17.00	17.00	15.00	17.00	18.00
DETTOL (MEDIUM)	BOTTLE	65.00	65.00	65.00	65.00	65.00	55.90	65.00	65.00
COTTON BANDAGE 2" - 4"	EACH	8.62	8.00	8.00	15.00	15.00	11.25	15.00	10.00
THERMOMETER CHINA	EACH	45.00	40.00	40.00	40.00	35.00	40.00	40.00	50.00
DOCTOR (MBBS) CLINIC FEE	P/PAT.	129.23	100.00	200.00	100.00	100.00	100.00	300.00	150.00
URINE TEST (DR) CHARGES	P/TEST	129.23	90.00	140.00	70.00	70.00	170.00	100.00	50.00
BLOOD TEST (CP) CHARGES	P/TEST	265.38	212.50	300.00	200.00	200.00	290.00	200.00	200.00
SUGAR TEST (RANDOM/FASTING BOTH) CHARGES	P/TEST	315.38	160.00	240.00	200.00	200.00	200.00	240.00	120.00
ECG CHARGES	P/TEST	361.54	213.13	350.00	200.00	200.00	350.00	200.00	200.00
X-RAY (CHEST) CHARGES	P/X-RAY	330.77	209.38	400.00	200.00	200.00	300.00	400.00	200.00
CAR SUZUKI 800 CC (W/O. A/C)	EACH	650000.00	650000.00	630000.00	640000.00	0.00	630000.00	632000.00	0.00
CAR SUZUKI 1000 CC	EACH	1124000.00	1124000.00	1044000.00	1099000.00	0.00	0.00	0.00	0.00
CAR TOYOTA 1300 CC	EACH	1787500.00	1705750.00	1767500.00	0.00	0.00	0.00	0.00	0.00
CAR HONDA CIVIC	EACH	2363000.00	0.00	2053000.00	0.00	0.00	0.00	0.00	0.00
MOTORCYCLE HONDA CD-70.	EACH	63500.00	63500.00	63000.00	63500.00	63500.00	63500.00	63500.00	63500.00
MOTORCYCLE YAMAHA 100CC.	EACH	78600.00	79300.00	0.00	0.00	0.00	78500.00	79300.00	0.00
MOTOR CYCLE HERO 70 CC	EACH	45000.00	43000.00	44000.00	44500.00	0.00	43000.00	43000.00	0.00
BICYCLE WITH TYRES & TUBES	EACH	6303.85	7600.00	9000.00	7500.00	7900.00	8000.00	7900.00	7000.00
TYRE CAR WITH TUBE GENERAL	EACH	3500.00	2800.00	3800.00	3000.00	3200.00	3200.00	3600.00	3650.00
TYRE MOTOR CYCLE WITHOUT TUBE	EACH	842.31	900.00	1210.00	1200.00	1225.00	800.00	900.00	750.00
TYRE CYCLE SPECIFY BRAND NAME	EACH	298.46	350.00	400.00	380.00	390.00	350.00	360.00	420.00
TYRE CAR W/O TUBE	EACH	2700.00	2700.00	3200.00	3200.00	3260.00	2700.00	2700.00	3350.00
PETROL SUPER	LITRE	71.29	71.29	71.29	71.29	71.29	71.29	71.29	71.29
HIGH SPEED DIESEL HSD	LITRE	80.48	80.48	80.48	80.48	80.48	80.48	80.48	80.48
CNG	K.G.	72.99	72.99	0.00	72.99	0.00	72.99	72.99	70.99
GAS CYLINDER STAND. SIZE	EACH	1100.00	1210.00	900.00	1400.00	1500.00	1210.00	1210.00	1320.00
MOTOR CYCLE SERVICE CHARGES	EACH	371.15	300.00	250.00	250.00	250.00	350.00	450.00	250.00
CAR SERVICE CHARGES	EACH	438.46	450.00	500.00	300.00	300.00	350.00	600.00	400.00
TYRE PUNCTURE CHARGES	EACH	50.00	60.00	70.00	70.00	50.00	75.00	80.00	80.00
CYCLE OVERHAULING CHARGES	EACH	203.85	300.00	275.00	200.00	200.00	300.00	300.00	200.00
CAR TAX FOR 800CC TO 1300CC	YEARLY	1750.00	1750.00	1750.00	1750.00	1750.00	1750.00	1750.00	1750.00
TRAIN FARE ECO. 1-100 KM.	P/KM.	0.68	0.68	0.68	0.68	0.00	0.68	0.68	0.68
TRAIN FARE ECO. 101-500 KM.	P/KM.	0.98	0.98	0.98	0.98	0.00	0.98	0.98	0.98
TRAIN FARE ECO. > 500 KM.	P/KM.	0.89	0.89	0.89	0.89	0.00	0.89	0.89	0.89
TRAIN FARE IST SLP. 1-100KM	P/KM.	2.10	2.10	2.10	2.10	0.00	2.10	2.10	2.10
TRAIN FARE IST SLP.101-500 KM	P/KM.	2.59	2.56	2.59	2.59	0.00	2.59	2.59	2.59
TRAIN FARE IST SLP. > 500 KM	P/KM.	1.99	1.99	1.99	1.99	0.00	1.99	1.99	1.99
TRAIN FARE A/C SLP. 1-100KM.	P/KM	5.76	5.76	5.76	5.76	0.00	5.76	5.76	5.76
TRAIN FARE A/C SLP.101-500KM	P/KM.	4.59	4.59	4.73	4.59	0.00	4.59	4.59	4.59
TRAIN FARE A/C SLP > 500KM.	P/KM	4.16	4.16	4.16	4.16	0.00	4.16	4.16	4.16
PLATFORM TICKET	EACH	10.00	10.00	10.00	10.00	0.00	10.00	10.00	10.00
AUTO RICKSHAW FARES	KM/MIN	60.00	40.00	80.00	60.00	90.00	80.00	50.00	40.00
FULL TONGA CHARGES	KM/MIN	70.00	80.00	35.00	60.00	0.00	80.00	65.00	0.00
TAXI 4 SEATER FARE	KM/MIN	70.00	60.00	100.00	90.00	90.00	80.00	200.00	60.00
BUS FARE MIN (WITHIN CITY)	TICKET	10.00	10.00	0.00	10.00	0.00	0.00	0.00	0.00
BUS FARE MAX (WITHIN CIT	TICKET	15.00	15.00	0.00	10.00	0.00	0.00	0.00	0.00

Contd.

## 7.11 Intercity Consumer Prices February, 2017

Description	Unit	Karachi	Hyder- abad	Nawab- shah	Mirpur- khas	Mithi	Sukkar	Larkana	Dadu
BUS FARE OUTSIDE CITY	P/KM.	0.75	0.75	0.75	0.75	0.75	0.75	0.75	0.75
A/C BUS FARE OUTSIDE CITY	P/KM.	1.35	1.35	1.35	1.35	1.35	1.35	1.35	1.35
MINIBUS FARE MIN.WITH IN CITY	TICKET	10.00	10.00	0.00	0.00	0.00	0.00	0.00	0.00
MINIBUS FARE MAX.WITH IN CITY	TICKET	16.00	16.00	0.00	0.00	0.00	0.00	0.00	0.00
SUZUKI FARE MIN.WITH IN CITY	TICKET	10.00	10.00	0.00	10.00	0.00	10.00	10.00	0.00
SUZUKI FARE MAXIMUM W.IN CITY	TICKET	16.54	15.00	0.00	10.00	0.00	30.00	10.00	0.00
AIR FARE ECONOMY CLASS.	P/KM.	19.26	19.26	19.26	0.00	0.00	19.26	19.26	0.00
POSTAL ENVELOPE DOMESTIC	EACH	8.00	8.00	8.00	8.00	8.00	8.00	8.00	8.00
ENVELOPE FOR SAUDI ARABIA	EACH	50.00	50.00	50.00	50.00	50.00	50.00	50.00	45.00
POSTAL REGISTRATION CHARGES	EACH	38.00	38.00	38.00	38.00	38.00	32.00	38.00	28.00
U.M.S. REG CHARGES MIN.	EACH	59.00	59.00	60.00	60.00	60.00	59.00	60.00	60.00
T.C.S. CH. MIN.WITH IN ZONE	EACH	160.00	150.00	150.00	110.00	110.00	110.00	150.00	120.00
TELEPHONE CHARGES LOCAL CALL	P/CALL	3.94	3.94	3.94	3.94	3.94	3.94	3.94	3.94
TEL CHARGES OUT SIDE CITY	P/CALL	3.94	3.94	3.94	3.94	3.94	3.94	3.94	3.94
INTERNET CHARGES	P/HOUR	20.00	25.00	30.00	20.00	20.00	30.00	20.00	30.00
MOBILE CELL CHARGES	P/UNIT	3.00	3.00	3.06	3.00	3.00	3.00	3.50	3.06
FAX CHARGES (LOCAL)	P/PAGE	15.00	20.00	15.00	15.00	20.00	20.00	20.00	20.00
TELEPHONE SET AV. QLTY	EACH	1084.62	600.00	500.00	600.00	650.00	562.50	1150.00	550.00
MOBILE SET NOKIA/SONY/ERICSON/SAMSUNG WITHOUT CAMERA	EACH	2600.00	2600.00	3200.00	2250.00	2300.00	2700.00	3200.00	2400.00
T.V. 20" COLORED WEGA H-A21.	EACH	19500.00	19000.00	4000.00	18000.00	18000.00	17500.00	20500.00	14000.00
T.V 20" COLOR CHINA/KORIA)	EACH	14000.00	13000.00	11000.00	10000.00	10000.00	12000.00	9000.00	11000.00
V.C.P. PANASONIC/LG/NAT	EACH	4000.00	5000.00	5000.00	6000.00	6000.00	5600.00	4800.00	4500.00
DVD/VCD PLAYER PANASONIC/LG	EACH	4500.00	3500.00	2000.00	3500.00	3000.00	4500.00	3000.00	2200.00
RADIO WITH C.PLAYER NATIONAL	EACH	2009.62	3500.00	3500.00	1500.00	1500.00	2000.00	2800.00	2000.00
PERSONNEL COMPUTER (BRANDED)	EACH	43384.62	35000.00	58000.00	46000.00	46000.00	45000.00	45000.00	27000.00
VID. CASSETTE BLK. TDK/SONY	EACH	140.00	140.00	200.00	120.00	120.00	140.00	170.00	160.00
COM. C.D. (TDK/IMATION)	EACH	50.00	80.00	60.00	50.00	55.00	50.00	50.00	50.00
TAPE RECORDER CASSETTE BLANK	EACH	50.00	60.00	50.00	50.00	55.00	50.00	50.00	50.00
VIDEO GAME SEGA 16 BYTE	EACH	1400.00	1100.00	1100.00	1800.00	0.00	1350.00	1500.00	1150.00
CINEMA A/C. HIGH CLASS	TICKET	150.00	60.00	0.00	30.00	0.00	0.00	0.00	0.00
CINEMA NON-A/C HIGH CLASS	TICKET	120.00	40.00	50.00	20.00	0.00	0.00	60.00	35.00
CABLE CHARGES	P/MONTH	400.00	300.00	250.00	300.00	200.00	300.00	375.00	300.00
TV.LICENCE FEE DOMESTIC	YEARLY	420.00	420.00	420.00	420.00	420.00	420.00	420.00	420.00
ENGLISH BOOK CLASS V1	EACH	56.65	56.65	56.65	56.65	56.65	56.65	56.65	56.65
ENGLISH BOOK CLASS IX OR X	EACH	43.15	43.15	43.15	43.15	43.15	43.15	43.15	43.15
ENG. BOOK IST.YR COMPLETE SET	EACH	118.15	118.15	118.15	118.15	118.15	118.15	118.15	118.15
ENGLISH BOOK BA/B.SC	EACH	150.00	150.00	150.00	150.00	150.00	150.00	150.00	150.00
URDU BOOK CLASS V (T.B.BORD)	EACH	64.80	64.80	64.80	64.80	64.80	64.80	64.80	64.80
URDU BOOK CLASS IX/X(T.B.B)	EACH	53.35	53.35	53.35	53.35	53.35	53.35	53.35	53.35
URDU BOOK IST.YEAR/INTER	EACH	46.10	46.10	46.10	46.10	46.10	46.10	46.10	46.10
URDU BOOK BA/B.SC	EACH	120.00	120.00	120.00	120.00	120.00	120.00	120.00	120.00
MATHS BOOK CALSS V (T.B.B)	EACH	117.25	117.25	117.25	117.25	117.25	117.25	117.25	117.25
MATHS BOOK CLASS IX OR X	EACH	191.85	191.85	191.85	191.85	191.85	191.85	191.85	191.85
MATHS BOOK IST.YEAR (T.B.B)	EACH	115.90	115.90	115.90	115.90	115.90	115.90	115.90	115.90
PAKISTAN STUDIES BOOK BA/B.SC	EACH	125.00	125.00	125.00	125.00	125.00	125.00	125.00	125.00
DAILY "DAWN"	P/COPY	20.00	19.00	19.00	19.00	19.00	19.00	19.00	19.00
DAILY "JANG"	P/COPY	13.00	12.00	12.00	12.00	12.00	12.00	12.00	12.00
DAILY "NAWA-E-WAQT"	P/COPY	13.00	12.00	12.00	12.00	12.00	12.00	12.00	12.00
WEEKLY "AKHBAR-E-JAHAN"	P/COPY	55.00	55.00	55.00	55.00	55.00	55.00	55.00	55.00
WEEKLY "MAG"	P/COPY	45.00	45.00	45.00	45.00	45.00	45.00	45.00	45.00
MONTHLY "NAUNEHAL DIGEST"	P/COPY	35.00	35.00	35.00	35.00	35.00	35.00	35.00	35.00
PAPER FOOLSCAPE (27"x17")	QUIRE	46.54	45.00	27.00	30.00	25.00	45.00	52.50	35.00
EXERCISE.BOOK LINED 80/100 PGS	EACH	36.54	25.00	30.00	20.00	15.00	40.00	30.00	20.00
PENCILGOLDFISH/DEER	EACH	7.00	7.00	6.00	7.00	7.00	6.00	6.00	6.00
PEN INK DOLLOR 57 ML BOTTLE	EACH	25.00	25.00	20.00	25.00	25.00	25.00	25.00	20.00
PHOTOSTATE PAPER 70 GM	PRT	480.00	225.00	360.00	320.00	350.00	400.00	350.00	340.00
BALL PEN (local)	EACH	8.00	6.00	7.00	10.00	10.00	7.00	7.00	8.00
FOUNTAIN PEN HERO/WINGS/CHINA	EACH	40.00	35.00	50.00	20.00	25.00	40.00	50.00	30.00
PRIVATE SCHOOL FEE ENGLISH MEDIUM AVERAGE STANDARD (CLASS I)	P/ MONTH	984.62	1250.00	1500.00	700.00	500.00	1300.00	1350.00	1760.00
PRIVATE SCHOOL FEE ENGLISH MEDIUM AVERAGE STANDARD (CLASS V)	P/ MONTH	1069.23	1237.50	2100.00	1000.00	500.00	1300.00	1450.00	2185.00
PRIVATE SCHOOL FEE ENGLISH MEDIUM AVERAGE STANDARD (CLASS VI)	P/ MONTH	1650.00	1200.00	2700.00	1000.00	700.00	1400.00	1450.00	2185.00
PRIVATE SCHOOL FEE ENGLISH MEDIUM AVERAGE STANDARD (CLASS X)	P/ MONTH	2107.69	1575.00	4000.00	1200.00	700.00	1400.00	1650.00	2415.00

Contd.

## 7.11 Intercity Consumer Prices February, 2017

Description	Unit	Karachi	Hyder- abad	Nawab- shah	Mirpur- khas	Mithi	Sukkar	Larkana	Dadu
PRIVATE MEDICLE COLLEGE FEE MBBS (1ST YEAR)	P/ MONTH	54166.66	57250.00	0.00	40000.00	0.00	0.00	0.00	0.00
PRIVATE ENGINEERING COLLEGE FEE (ISTR YEAR)	P/ MONTH	9167.00	0.00	0.00	0.00	0.00	0.00	0.00	0.00
GOVT. COLLEGE FEE 1ST. YEAR	MONTH	55.00	35.00	45.83	35.00	35.00	35.00	27.50	27.50
GOVT. COLLEGE FEE 4TH. YEAR	MONTH	81.55	75.00	67.50	67.50	70.00	67.50	75.00	60.00
GOVT. UNIVERSITY FEE MSC.	MONTH	1500.00	1000.00	1550.00	354.17	354.17	0.00	0.00	354.17
GOVT. MED. COLLEGE FEE MBBS	MONTH	2658.00	2200.00	1466.67	0.00	2000.00	2750.00	5020.83	2000.00
GOVT. ENGG. COLL. FEE I YEAR	MONTH	2068.00	1083.00	500.00	0.00	0.00	0.00	666.66	0.00
COACHING FEE FOR CLASS IX/X	P/ MONTH	1800.00	500.00	2500.00	700.00	800.00	1000.00	700.00	700.00
COACHING CHARGES FOR CLASS 1ST YEAR/INTER (SCIENCE)	P/ MONTH	2000.00	1000.00	4000.00	1000.00	900.00	2000.00	1000.00	1000.00
COACHING CHARGES FOR CLASS 1ST YEAR/INTER (COMMERCE)	P/ MONTH	1800.00	600.00	3000.00	700.00	1000.00	1080.00	800.00	500.00
I.T. TUITION FEES	P/ MONTH	3000.00	2000.00	666.67	0.00	0.00	1750.00	2033.33	600.00
MBA TUITION FEES	P/ MONTH	8153.85	2500.00	2000.00	0.00	0.00	8200.00	2205.00	0.00
BREAD TANDOORI ST. SIZE	EACH	10.00	10.00	10.00	7.00	7.00	10.00	7.50	6.00
COOKED MUTTON (AV. HOTEL)	PLATE	136.15	137.50	150.00	120.00	130.00	175.00	100.00	70.00
COOKED BEEF (AV. HOTEL)	PLATE	80.38	72.50	70.00	80.00	50.00	100.00	100.00	50.00
COOKED DAL (AV. HOTEL)	PLATE	60.38	46.25	65.00	50.00	50.00	50.00	65.00	50.00
CHICKEN BIRYANI FULL/DOUBLE	PLATE	153.08	120.00	100.00	100.00	100.00	157.50	200.00	120.00
TEA PREPARED (ORDINARY)	CUP	21.54	20.00	25.00	25.00	25.00	25.00	27.50	20.00
HAIRCUT CHARGES FOR MEN	P/CUT	79.23	75.00	100.00	50.00	50.00	70.00	105.00	60.00
BEAUTY PORL. HAIR STYL. CHARGE	P/STY.	457.69	350.00	250.00	150.00	100.00	175.00	375.00	250.00
SHAVING CHARGES	PER SHV	43.08	40.00	50.00	20.00	20.00	35.00	55.00	30.00
LIPSTICK S.MISS/MEDORA	EACH	120.00	120.00	120.00	120.00	120.00	100.00	120.00	90.00
NAIL POLISH S.MISS/MEDORA	EACH	110.00	110.00	95.00	110.00	110.00	85.00	80.00	50.00
PERFUME MED.SIZE MEDORA/BROACH	EACH	220.00	120.00	200.00	220.00	220.00	120.00	220.00	185.00
HAIR-OIL AMLA/CHAMBELI	BOTTLE	120.00	120.00	130.00	120.00	120.00	130.00	120.00	120.00
TOILET SOAP LUX 95 GRAMS	EACH	40.53	40.00	42.00	35.00	35.00	42.00	40.53	44.00
TOILET SOAP LIFEBOUY 140 GRM	EACH	37.00	37.00	45.00	36.00	36.00	37.00	37.00	37.00
TOILET SOAP SAFEGUARD BATH SIZE	EACH	48.00	48.00	46.00	48.00	48.00	46.00	48.00	48.00
TOOTHPASTE MACKLINES 70 GRM	EACH	50.00	50.00	50.00	50.00	50.00	50.00	50.00	50.00
TOOTHPAST MED SIZE CLGATE 70 GMS	EACH	60.67	65.00	65.00	60.00	60.00	65.00	70.00	65.00
TOOTHBRUSH SHEILD A/PLAUQUE	EACH	35.00	35.00	40.00	35.00	40.00	45.00	40.00	35.00
TOOTHPOWDER DENTONIC 90 GRM	EACH	32.00	32.00	28.00	22.00	25.00	28.00	32.00	25.00
HAIR-COLOUR BEGIN (6 GMS)	EACH	105.00	110.00	100.00	110.00	100.00	100.00	110.00	100.00
HAIR COLOUR (KALAKOLA)	BOTTLE	130.00	130.00	130.00	130.00	130.00	130.00	135.00	130.00
FACECREAM PONDS (MEDIUM)	EACH	120.00	120.00	110.00	120.00	120.00	120.00	120.00	120.00
TALC POWDER VICE ROAY,B.CAT	EACH	145.00	145.00	130.00	150.00	160.00	150.00	160.00	145.00
BLADE TREET ORDINARY 10'S	PKT.	40.00	40.00	42.00	35.00	30.00	45.00	45.00	40.00
BLADE 7-O-CLOCK STAIN. 5'S	PKT.	35.00	35.00	35.00	30.00	32.00	38.00	35.00	35.00
SHAMPOO SUNSILK/PAINTIN 100 ML	BOTTLE	110.00	110.00	110.00	99.00	99.00	100.00	110.00	100.00
BEAUTY CREAM (FAIR & LOVELY)	EACH	115.00	75.00	185.00	185.00	185.00	185.00	185.00	185.00
HAIR REMOVING CREAM (EU-CREAM)	TUBE	65.00	65.00	65.00	65.00	65.00	65.00	65.00	65.00
GEL MEDIUM SIZE	BOTTLE	60.00	60.00	65.00	55.00	75.00	70.00	100.00	120.00
DISPOSABLE RAZOR GILLET-II	EACH	40.00	45.00	45.00	35.00	35.00	45.00	40.00	40.00
SHAVING CREAM TOUCH-ME/ADM.	EACH	65.00	65.00	70.00	55.00	60.00	55.00	70.00	60.00
GOLD TEZABI 24 CT	10 GM.	43300.00	41435.00	42500.00	42120.00	42120.00	45600.00	42775.00	42000.00
SILVER TEZABI 24 CT	10 GM.	638.00	605.00	750.00	654.00	654.00	600.00	685.00	730.00
ARTIFICIAL JEWELLARY SET	SET	1267.31	500.00	1700.00	375.00	500.00	600.00	1150.00	250.00
WRIST WATCH GENTS CITIZEN (ORIGINAL) ***	EACH	2861.54	3100.00	3750.00	2500.00	2600.00	2600.00	3050.00	2500.00
WRIST WATCH LADIES CITIZEN (ORIGINAL) ***	EACH	2861.54	3050.00	3750.00	2500.00	2600.00	2500.00	2550.00	2500.00
WALL CLOCK QUARTZ AV.QLTY	EACH	500.96	312.50	500.00	350.00	300.00	450.00	475.00	250.00
SUITCASE REXIN (24"x16"x6")	EACH	1688.46	800.00	1600.00	850.00	900.00	1550.00	1500.00	1300.00
TRUNK MEDIUM SIZE ***	EACH	1900.00	1200.00	3000.00	1100.00	1000.00	3125.00	1250.00	1200.00
PURSE LADIES (LEATHER) AVERAGE QUALITY	EACH	1759.62	600.00	1500.00	550.00	500.00	600.00	1200.00	400.00

## 7.11 Intercity Consumer Prices February, 2017

Description	Unit	Peshawar	Mardan	Abbott- abad	Bannu	D.I. Khan	Mingora
WHEAT	10 KG.	360.00	320.00	450.00	350.00	327.75	320.00
WHEAT FLOUR FINE/SUPERIOR.	KG.	43.00	40.25	50.00	42.50	37.75	41.00
WHEAT FLOUR AVG. QLTY	KG.	38.00	36.50	40.00	40.50	35.50	39.00
WHEAT FLOUR BAG	10 KG.	383.33	365.00	400.00	397.50	371.25	375.00
MAIDA	KG.	50.67	50.00	52.50	53.50	45.50	60.00
SUJI	KG.	54.17	50.00	55.00	50.00	48.00	60.00
BESAN AV. QLTY.	KG.	151.67	155.00	162.50	160.00	147.50	100.00
RICE BASMATI SUP. QLTY.	KG.	110.83	110.00	120.00	107.50	87.50	120.00
RICE BASMATI 385/386	KG.	94.17	87.50	85.00	98.75	80.50	70.00
RICE BASMATI BROKEN AV.QLTY	KG.	71.67	65.00	65.00	52.50	59.50	50.00
RICE IRRI-6 (SINDH/PUNJAB)	KG.	47.50	47.50	45.00	60.00	45.00	60.00
VERMICELLI	KG.	80.83	71.00	90.00	70.00	72.50	80.00
BREAD PLAIN MEDIUM SIZE	EACH	35.00	35.00	35.00	35.00	30.00	40.00
RUSK (PAPAY)	KG.	200.00	200.00	160.00	140.00	145.00	260.00
BISCUITS-PACKED	PKT	34.17	35.00	40.00	40.00	35.00	33.75
BISCUIT-BAKERY (LOOSE)	250 GM	69.58	68.75	55.00	61.25	55.00	65.00
CORNFLAKS FAUJI 225 GM.	PKT	204.67	210.00	200.00	157.00	159.00	170.00
SAMOSHA (VEGATABLE)	EACH	7.67	8.00	10.00	17.50	10.00	10.00
PASTRY AV.QLTY.	EACH	23.33	20.00	17.50	20.00	25.00	20.00
PATTIES (VEGATABLES)	EACH	22.50	20.00	20.00	30.00	20.00	15.00
NIMCO	250 GM	50.00	50.00	45.00	57.50	47.50	50.00
CHIPS	250 GM	55.00	50.00	80.00	62.50	55.00	60.00
BEEF WITH BONE AV.QLTY.	KG	308.33	280.00	275.00	300.00	275.00	280.00
MUTTON AV.QLTY.	KG	650.00	600.00	650.00	510.00	575.00	500.00
CHICKEN FARM BROILER (LIVE)	KG	146.00	135.00	130.00	140.00	120.00	141.00
FISH-RAHU MEDIUM SIZE	KG	236.67	205.00	300.00	370.00	280.00	200.00
MILK FRESH (UNBOILED)	LTR.	85.00	80.00	90.00	80.00	72.50	100.00
CURD	KG.	97.50	100.00	100.00	87.50	77.50	110.00
MILK TETRA PACK 1/2 LTR.	PKT.	60.00	60.00	59.00	60.00	58.00	55.00
LACTOGEN 400 GRAMS	PKT.	426.25	440.00	440.00	440.00	438.00	435.00
POWDER MILK NIDO 400GM.	PKT	365.00	385.00	380.00	389.74	380.00	390.00
MILK POWDER LOOSE/PACKED	KG.	425.00	375.00	530.00	545.00	430.00	400.00
BUTTER LOCAL PACKED	50 GM.	25.00	60.00	25.00	45.00	32.50	25.00
EGGS FARM	DOZ	120.00	130.00	122.00	120.00	125.00	130.00
MUSTARD OIL AV.QLTY.	KG.	201.67	240.00	240.00	200.00	190.00	200.00
COOKING OIL (DALDA)	2.5LTR	470.00	460.00	460.00	475.00	438.75	500.00
COOKING OIL (PAKWAN) OTHER BRAND SPECIFY	2.5 LTR	360.00	350.00	370.00	425.00	440.00	310.00
VEGETABLE GHEE TIN	2.5KG.	460.00	445.00	440.00	470.00	407.50	435.00
VEGETABLE GHEE (LOOSE)	KG.	160.00	157.50	137.50	162.50	155.00	165.00
DATES AV.QLTY.	KG.	170.00	200.00	190.00	193.75	157.50	155.00
PISTACHIO AV.QLTY.	50 GM.	75.00	80.00	100.00	87.50	60.00	110.00
ALMONDS WHOLE AV.QLTY.	KG.	678.33	650.00	475.00	682.50	461.25	550.00
COCONUT DRY AV.QLTY.	KG.	281.67	360.00	400.00	330.00	300.00	280.00
RAISINS AV.QLTY.	50 GM.	19.17	20.00	20.00	13.50	14.75	25.00
GROUNDNUTS (WITH SHELL)	KG.	190.00	200.00	200.00	180.00	145.00	195.00
MALTA/MOSAMBI	DOZ	144.17	165.00	120.00	82.50	75.00	155.00
KINNU	DOZ	103.33	110.00	40.00	65.00	82.50	100.00
APPLE	KG	126.67	135.00	75.00	130.00	115.00	110.00
ALOO BUKHARA	KG	0.00	0.00	0.00	0.00	0.00	0.00
POMEGRANATE (ANNAR)	KG	190.00	200.00	145.00	300.00	210.00	215.00
GRAPES	KG	0.00	0.00	0.00	0.00	0.00	0.00
BANANAS	DOZ	76.67	85.00	80.00	62.50	50.00	60.00
MANGO KALMI	KG	0.00	0.00	0.00	0.00	0.00	0.00
GUAVA	KG	100.00	75.00	75.00	51.25	55.00	80.00
WATERMELON (TURBOOZ)	KG	0.00	0.00	0.00	0.00	0.00	0.00
MUSKMELON (KHARBOOZA)	KG	0.00	0.00	0.00	0.00	0.00	0.00
SWEETMELON (GARMA)	KG	0.00	0.00	0.00	0.00	0.00	0.00
PULSE MASOOR (WHOLE)	KG.	105.17	140.00	140.00	127.50	118.75	100.00
PULSE MASOOR (WASHED)	KG.	105.17	140.00	150.00	135.00	137.50	120.00
PULSE MOONG (WASHED)	KG.	107.17	135.00	117.00	120.00	138.75	125.00
PULSE MASH (WASHED)	KG.	171.83	170.00	202.50	195.00	255.00	177.50

Contd.

## 7.11 Intercity Consumer Prices February, 2017

Description	Unit	Peshawar	Mardan	Abbott- abad	Bannu	D.I. Khan	Mingora
PULSE GRAM	KG.	140.17	160.00	170.00	120.00	157.50	145.00
GRAM WHOLE BLACK AV.QLTY.	KG.	136.67	180.00	160.00	100.00	76.25	140.00
GRAM WHOLE YELLOW AV.QLTY	KG.	186.00	185.00	187.50	152.50	173.75	190.00
BEANS (LAL LOBIA)	KG.	126.67	137.50	120.00	120.00	115.00	135.00
POTATOES	KG	26.67	30.00	20.00	20.00	27.50	25.00
ONION	KG	35.00	35.00	30.00	27.50	26.00	30.00
TURNIP	KG	25.00	20.00	20.00	15.00	17.50	20.00
RADISH	KG	20.00	17.50	20.00	20.00	8.50	30.00
TOMATOES	KG	41.67	40.00	50.00	27.50	35.00	40.00
CABBAGE	KG	36.67	30.00	25.00	35.00	27.50	40.00
CAULIFLOWER	KG	27.92	20.00	25.00	30.00	30.00	30.00
BRINJAL	KG	45.00	35.00	30.00	37.50	27.50	40.00
PUMPKIN	KG	0.00	0.00	0.00	0.00	0.00	0.00
BOTTLEGOURD	KG	0.00	0.00	0.00	0.00	0.00	0.00
LADY FINGER	KG	0.00	0.00	0.00	0.00	0.00	0.00
PEAS	KG	71.67	65.00	60.00	65.00	75.00	60.00
SPINACH	KG	21.67	20.00	15.00	20.00	32.50	30.00
TINDA	KG	0.00	0.00	0.00	0.00	0.00	0.00
TURAI	KG	0.00	0.00	0.00	0.00	0.00	0.00
KARAILA	KG	0.00	0.00	0.00	0.00	0.00	0.00
ARVI	KG	0.00	0.00	0.00	0.00	0.00	0.00
CHILLIES GREEN	KG	78.33	60.00	80.00	132.50	125.00	80.00
CARROT	KG	30.00	27.50	20.00	27.50	25.00	30.00
COCUMBER (KHEERA)	KG	40.00	30.00	30.00	36.25	37.50	40.00
LEMON	250GM	28.33	20.00	20.00	40.00	27.50	30.00
SUGAR REFINED	KG.	64.17	66.50	63.00	62.50	55.50	66.00
GUR AV.QLTY	KG.	96.67	85.00	100.00	95.00	66.00	86.00
HONEY LANGANESE 500 GM.	BOTTLE	860.00	840.00	850.00	750.00	800.00	500.00
MILO 200 GM.	BOTTLE	200.00	220.00	275.00	200.00	220.00	200.00
CUSTARD POWDER RAFHAN 300 GM.	PKT	78.33	80.00	80.00	85.00	80.00	80.00
TOFFEE (HILAL)	EACH	1.67	2.00	1.00	1.00	1.00	1.00
CHOWKELATE CANDY (SMALL SIZE)	EACH	5.00	5.00	5.00	5.00	5.00	5.00
SWEETMEAT (MIXED)	KG	270.00	260.00	240.00	190.00	247.50	260.00
ICE CREAM WALLS	CUP.	40.00	40.00	40.00	40.00	40.00	40.00
ICE	KG	10.00	5.00	10.00	13.50	10.00	15.00
JAM AHMED/MITCHELLES	BOTTLE	133.33	135.00	140.00	110.00	140.00	130.00
SQUASH-MITCHELLES	BOTTLE	165.00	162.50	162.50	150.00	160.00	165.00
ROOH AFZA	BOTTLE	163.33	160.00	155.00	160.00	157.50	160.00
JAM-E-SHIREEN	BOTTLE	170.00	170.00	165.00	160.00	163.75	160.00
SAUNF	50 GM	20.00	15.00	20.00	15.00	10.00	10.00
CINAMON LOOSE AV. QLTY	50 GM.	21.67	20.00	20.00	30.00	20.00	20.00
CUMINSEED WHITE NATIONAL	50 GM.	53.33	54.00	56.00	50.00	52.00	50.00
PEPPER BLACK NATIONAL	50 GM.	106.67	100.00	105.00	96.00	100.00	96.00
CLOVES LOOSE AV.QLTY	50 GM.	126.67	100.00	95.00	107.50	60.00	85.00
CARDAMOM LARGE LOOSE AV.QLTY	50 GM.	183.33	160.00	100.00	90.00	70.00	85.00
CARDAMOM SMALL AV.QLTY	50 GM.	118.33	122.50	100.00	120.00	66.50	90.00
SALT-POWDERED (LAHORI) LOOSE	KG.	10.00	10.00	10.00	12.00	5.00	15.00
SALT POWDERED (NATIONAL/SHAN)	PKT	25.00	25.00	25.00	20.00	25.00	20.00
CHILLIES POWD.NATIONAL 200GM	PKT	105.00	105.00	105.00	105.00	105.00	116.00
CHILLIES POWDER LOOS	KG.	253.33	260.00	320.00	280.00	237.50	250.00
CORRIANDER SEED POWD.NATIONAL	PKT	104.00	104.00	105.00	104.00	58.00	116.00
CORRIANDER SEED (LOOSE)	KG.	276.67	260.00	320.00	280.00	200.00	240.00
TURMERIC POWD.NATIONAL 50GM	PKT.	35.00	35.00	35.00	35.00	35.00	39.00
CURRY POWD. NATIONAL 200 GM	PKT.	87.00	87.00	87.00	87.00	92.50	87.00
TOMATO KETCHUP AHMED/MITCHL	BOTTLE	116.67	105.00	85.00	70.00	95.00	105.00
PICKLES AHMED/MITCHELLES	BOTTLE	121.67	112.50	120.00	100.00	92.50	110.00
VINEGAR SYNTHETIC (SIRKA)	BOTTLE	81.67	65.00	85.00	40.00	60.00	100.00
GARLIC	KG	310.00	290.00	300.00	305.00	145.00	320.00
GINGER	KG	131.67	90.00	120.00	155.00	210.00	155.00
TAPAL DANEDAR TEA 200GM PACKET	PKT	178.95	157.89	150.00	158.00	175.00	150.00
TEA LIPTON YELLOW LABEL 200GM.	PKT.	178.88	178.95	170.00	157.89	157.00	170.00

Contd.



### 7.11 Intercity Consumer Prices February, 2017

Description	Unit	Peshawar	Mardan	Abbott- abad	Bannu	D.I. Khan	Mingora
TEA LOOSE KENYA AV.QLTY 250GM.	PKT.	173.33	165.00	180.00	175.00	135.00	175.00
COFFEE-NESCAFE 75 GM. **	BOTTLE	340.00	350.00	345.00	290.00	350.00	360.00
COLD DRINK (STANDARD SIZ)	BOTTLE	26.67	30.00	25.00	25.00	25.00	25.00
FRUIT JUICE TETRA PACK	PKT.	15.00	15.00	25.00	17.50	20.00	30.00
MINERAL WATER NESTLE 1.5 LTR	BOTTLE	46.67	50.00	50.00	50.00	50.00	50.00
CIGARETTES K-2 10'S **	PKT	70.00	70.00	45.00	64.00	50.00	60.00
CIGARETTES CAPSTAN 10'S **	PKT	73.33	72.50	75.00	80.00	70.00	70.00
CIGARETTES GOLD LEAF 20'S	PKT	140.00	140.00	135.00	150.00	130.00	130.00
CIGARETTES MORVEN GOLD 20'S	PKT	70.00	72.50	75.00	80.00	60.00	70.00
BETEL LEAVES	50GM.	76.67	95.00	90.00	80.00	50.00	60.00
BETEL NUTS	KG.	493.33	475.00	420.00	300.00	280.00	400.00
LONG CLOTH 57" GUL AHMED/AL-KARAM	METER	300.00	300.00	250.00	180.00	227.50	320.00
SHIRTING AV.QLTY.	METER	283.33	325.00	225.00	150.00	150.00	182.50
PANT CLOTH W & WEAR AV.QLTY	METER	366.67	362.50	400.00	690.00	265.00	650.00
LAWN PRINTED GUL AHMED/AL-KARAM	METER	360.00	380.00	460.00	192.50	260.00	185.00
GEORGETTE AV.QLTY	METER	120.00	120.00	250.00	100.00	90.00	115.00
LINEN AV.QLTY ***	METER	153.33	175.00	150.00	148.75	80.00	145.00
HEAVY WT SUITING LAWERNCPUR AVG QLTY	METER	2800.00	2800.00	1850.00	950.00	750.00	2250.00
HEAVY WT SUITING LAWERNCPUR SUP QLTY	METER	3050.00	3050.00	1850.00	1075.00	1200.00	2500.00
TROPICAL SUITING LAW.PUR	METER	1600.00	1600.00	1300.00	750.00	750.00	1300.00
PANT BOY 24"/26" LENGTH.	EACH	460.00	365.00	500.00	750.00	311.25	375.00
SHIRT BOY 24"/26" LENGTH	EACH	376.67	290.00	500.00	350.00	250.00	325.00
SCHOOL UNI. PANT,SHIRT BOYS	SUIT	840.00	655.00	585.00	750.00	481.25	705.00
SCHOOL UNI. KAMEEZ,SHAL.BOYS	SUIT	766.67	575.00	800.00	710.00	450.00	475.00
SCHOOL UNI. KAMEEZ,SHAL.GIRL	SUIT	808.33	775.00	700.00	717.50	500.00	650.00
FROCK W/WEAR GIRLS	EACH	1075.00	1150.00	1250.00	975.00	680.00	550.00
AWAMI-SUIT W & W(BOY) 24"/26	SUIT	1013.33	950.00	1200.00	875.00	600.00	615.00
AWAMI-SUIT W&W (GENTS)AV.QLTY	SUIT	1866.67	1550.00	2200.00	1950.00	925.00	1300.00
PULLOVER GENTS OXFORD/BON.	EACH	3250.00	3187.50	3600.00	3500.00	2400.00	3500.00
PULLOVER LADIES OXFORD/BON.	EACH	3190.00	2800.00	3790.00	3400.00	2400.00	3500.00
PULLOVER (GENTS) OTHERS A.QLTY	EACH	1066.67	1100.00	1975.00	1550.00	825.00	1925.00
SECOND-HAND COAT FOR MEN	EACH	658.33	650.00	600.00	325.00	225.00	650.00
SECONDHAND SWEETER FOR MEN DUP QLTY	EACH	791.67	850.00	500.00	300.00	250.00	550.00
SECONDHAND WINTER JACKET	EACH	841.67	1100.00	700.00	225.00	225.00	875.00
UNDERWEAR AV.QLTY MEDIUM SIZE	EACH	106.67	90.00	190.00	95.00	70.00	130.00
VEST FOR MEN AV.QLTY.	EACH	130.00	110.00	150.00	87.50	70.00	110.00
VEST/SHAMEEZ (WOMEN) AVG. QLTY	EACH	151.67	180.00	200.00	137.50	110.00	95.00
SOCKS NYLON (PAKISTANI)	PAIR	76.67	110.00	100.00	67.50	50.00	60.00
BRASSIER AV.QLTY.	EACH	130.00	120.00	80.00	162.50	85.00	135.00
BRASSIER SUP QLTY	EACH	253.33	190.00	250.00	255.00	110.00	250.00
DOPATTA GEORGETTE AV.QLTY.	EACH	250.00	250.00	350.00	260.00	250.00	350.00
DOPATTA COTTON AV GLTY	EACH	213.33	190.00	250.00	275.00	230.00	255.00
CHADDAR (W/WEAR) (2x2.5 MTR)	EACH	1050.00	950.00	600.00	472.50	337.50	800.00
LUNGI/DHOTI(COTTON) AVG. QLTY	EACH	291.67	300.00	350.00	450.00	230.00	210.00
HANDKERCHIEF AVG. QLTY PAK	EACH	27.50	30.00	40.00	20.00	42.50	35.00
HANDKERCHIEF SUP. QLTY PAK	EACH	50.00	45.00	50.00	40.00	50.00	50.00
GLOVES AV QLTY	PAIR	118.33	100.00	100.00	55.00	60.00	55.00
AZARBAND COTTON AVG. QLTY	EACH	30.00	30.00	12.50	20.00	11.00	16.00
SEWING THREAD/REEL(ASLI PARI)	EACH	8.50	8.50	7.00	5.00	5.00	5.00
WASHING CHARGES PAINT & SHIRT	SUIT	221.67	110.00	60.00	90.00	80.00	100.00
DRY CLEANING SUIT COAT PANT	SUIT	450.00	315.00	450.00	250.00	180.00	450.00
WASHING CH. (KAMIZ-SHALWAR)	PAIR	80.83	85.00	60.00	80.00	35.00	60.00
TAILORING SHIRT	EACH	516.67	525.00	600.00	325.00	265.00	500.00
TAILORING CHARGES PANT (MEN)	EACH	1383.33	800.00	1250.00	1050.00	550.00	1225.00
TAILORING COAT-PANT SUIT	SUIT	5983.33	4800.00	6000.00	2950.00	2500.00	6250.00
TAILORING AWAMI-SUIT (MALE)	SUIT	625.00	625.00	700.00	575.00	575.00	650.00
TAILORING SUIT FEMALE	SUIT	550.00	550.00	425.00	475.00	412.50	650.00
GENTS SHOES PAUL BATA	PAIR	1199.00	1199.00	1199.00	1199.00	1199.00	1199.00
GENTS SANDAL BATA	PAIR	699.00	699.00	699.00	699.00	699.00	699.00
GENTS SPOUNG CHAPPAL BATA	PAIR	179.00	179.00	179.00	179.00	179.00	179.00
LADIES SANDAL BATA	PAIR	499.00	499.00	499.00	499.00	499.00	499.00

Contd.

## 7.11 Intercity Consumer Prices February, 2017

Description	Unit	Peshawar	Mardan	Abbott- abad	Bannu	D.I. Khan	Mingora
LADIES SPOUNG CHAPPAL BATA	PAIR	179.00	179.00	179.00	179.00	179.00	179.00
CHILD SHOE POWER LITE BATA	PAIR	599.00	599.00	599.00	599.00	599.00	599.00
GENTS SHOE, ART 1109 SERVICE	PAIR	999.00	999.00	999.00	999.00	999.00	999.00
NYLON JOGGER 27 SIZE 2-5 ***	PAIR	1299.00	1299.00	1299.00	1299.00	1299.00	1299.00
CHINA FOOT WEAR AV. QLTY (MALE) *	PAIR	983.33	950.00	1200.00	950.00	750.00	1350.00
CHINA FOOT WEAR AV. QLTY (FEMALE) *	PAIR	850.00	875.00	900.00	825.00	475.00	512.50
CHINA FOOT WEAR AV. QLTY (CHILDREN) *	PAIR	566.67	575.00	700.00	475.00	325.00	550.00
SHOE REPAIR HALF SOLE	PAIR	136.67	110.00	150.00	87.50	95.00	210.00
SHOES POLISH CHARGES AVERAGE SHOP	PAIR	20.00	20.00	20.00	20.00	16.25	20.00
HOUSE RENT (combined)	MONTH	7945.73	3526.83	8406.45	4315.52	5916.67	3895.31
rent 2	pm	7945.73	3526.83	8406.45	4315.52	5916.67	3895.31
RENT3	PM	7945.73	3526.83	8406.45	4315.52	5916.67	3895.31
RENT4	PM	7945.73	3526.83	8406.45	4315.52	5916.67	3895.31
RENT5	PM	7945.73	3526.83	8406.45	4315.52	5916.67	3895.31
RENT6	PM	7945.73	3526.83	8406.45	4315.52	5916.67	3895.31
SYNTHETIC ENEMAL ROBIALAC BALTI 3.64 LTR.	EACH	1833.33	1600.00	1950.00	1820.00	2000.00	2250.00
SYNTHETIC ENEMAL ICI BALTI 3.64 LTR.	EACH	1880.00	1900.00	1850.00	1830.00	1989.00	2138.00
CEMENT (LOCAL) SPECIFY BRAND NAME	BAG	516.67	530.00	530.00	540.00	520.00	517.50
BRICKS (NEW) IST CLASS	P/1000	8416.67	7900.00	12000.00	6600.00	5875.00	11250.00
CEMENT BLOCKS (6"x8"x12")	P/100	2900.00	2900.00	3000.00	2250.00	2650.00	3475.00
BAJREE	100CFT	3400.00	3250.00	2500.00	1800.00	2875.00	2800.00
SAND (BLACK PIT SAND)	K100CFT	2083.33	1500.00	2500.00	1475.00	1450.00	3100.00
TIMBER SHESHAM LOG IST QUALITY	cubmt.	57286.67	60027.00	0.00	36000.00	32700.00	0.00
IRON BAR (M.S. BAR) 1/2"	P/TON	65950.00	65500.00	63000.00	62550.00	62500.00	66000.00
CARPANTER WAGE RATE	P/DAY	800.00	800.00	1000.00	1000.00	950.00	1000.00
MASON (RAJ) WAGE RATE	P/DAY	1000.00	900.00	1000.00	1300.00	950.00	1100.00
UNSKILLED LABOUR WAGE RATE	P/DAY	500.00	500.00	700.00	575.00	480.00	700.00
PLUMBER WAGE RSTE	P/DAY	1200.00	1250.00	0.00	900.00	900.00	1000.00
ELECTICIAN WAGE RATE PER DAY **	P/DAY	916.67	950.00	0.00	700.00	900.00	1000.00
ELECTICIAN WAGE RATE PER POINT **	P/PNT	100.00	100.00	250.00	92.50	70.00	275.00
WATER CHARGES PER HOUSE	P/MONTH	150.00	120.00	175.00	200.00	100.00	130.00
ELECT.CHARGES UPTO 50 UNITS	P/UNIT	2.00	2.00	2.00	2.00	2.00	2.00
ELECT.CHARGES 01 - 100 UNIT	P/UNIT	6.18	6.18	6.18	6.18	6.18	6.18
ELECT.CHARGES 101 - 300 UNIT	P/UNIT	9.54	9.54	9.54	9.54	9.54	9.54
ELECT.CHARGES 301 - 1000 UNIT	P/UNIT	16.39	16.39	16.39	16.39	16.39	16.39
ELECT.CHARGES ABOVE 1000 UNIT	P/UNIT	18.39	18.39	18.39	18.39	18.39	18.39
ELEC	PM	10.50	10.50	10.50	10.50	10.50	10.50
GAS CHRg upto 3.3719 MMBTU	MMBTU	128.70	128.70	128.70	128.70	0.00	128.70
GAS CHRg 3.3719 - 6.7438 MMBTU	MMBTU	257.40	257.40	257.40	257.40	0.00	257.40
GAS CHRg 6.7438 - 10.1157 MMBTU	MMBTU	257.40	257.40	257.40	257.40	0.00	257.40
GAS CHRg10.1157 - 13.4876 MMBTU	MMBTU	702.00	702.00	702.00	702.00	0.00	702.00
GAS	PM	702.00	702.00	702.00	702.00	0.00	702.00
GAS	PM	409.50	409.50	409.50	409.50	0.00	409.50
KEROSENE OIL	LTR	86.67	82.50	90.00	85.00	72.50	90.00
FIREWOOD WHOLE	40 KG.	725.00	525.00	400.00	500.00	350.00	560.00
CHAIR SHESHAM WOOD WITH ARMS **	EACH	1783.33	1850.00	3000.00	1100.00	2550.00	1450.00
CHAIR PLASTIC (CHAIRMAN) AVERAGE QUALITY	EACH	1300.00	1200.00	940.00	670.00	800.00	850.00
TABLE SHESHAM WOOD (4X2X5") ***	EACH	6166.67	6000.00	8000.00	6700.00	4500.00	5000.00
SOFASET WOODEN WITH FOAM SEAT **	SET	22333.33	17000.00	17000.00	15250.00	18000.00	21000.00
COT IRON (WITH NIWAR)AV.QLTY.	EACH	2100.00	2100.00	2700.00	2275.00	2300.00	2300.00
ALMIRAH (STEEL) 6'X3' 20 GUAGE	EACH	9166.67	9250.00	8000.00	9425.00	9300.00	9000.00
DINNING TABLE 6 CHAIRS A.QLTY	SET	29166.67	27500.00	35000.00	11875.00	17000.00	22500.00
SINGLE BED WITHOUT FOAM MED.	EACH	6916.67	6250.00	7000.00	3725.00	5700.00	5000.00
MATRESS SINGLE(4"THICK)	EACH	4760.00	4500.00	5000.00	4550.00	3350.00	5400.00
FARSHI DARI 12'X9' AV.QLTY	EACH	1266.67	1250.00	2100.00	1480.00	1100.00	1525.00
DARI COTTON (6'x2 1/2') AV.QL	EACH	300.00	275.00	300.00	465.00	400.00	525.00
CARPET PLAIN AV. QLTY	SQFT.	39.17	45.00	55.00	44.50	35.00	47.50
QUILT (LIHAF) 3 KG. COTTON	EACH	1033.33	1025.00	1100.00	950.00	600.00	650.00
BLANKET (90" x 54")	EACH	3016.67	2300.00	3500.00	3200.00	3200.00	5250.00
BEDSHEET SINGLE BED SUP.QLTY	EACH	866.67	850.00	900.00	525.00	500.00	700.00
BED SHEET DOUBLE WITH TWO PILLOW COVERS SUP QLTY	SET	1650.00	1500.00	2000.00	1387.50	1075.00	2000.00

Contd.

## 7.11 Intercity Consumer Prices February, 2017

Description	Unit	Peshawar	Mardan	Abbott- abad	Bannu	D.I. Khan	Mingora
TOWEL(3'x2') AV. QALTY	EACH	325.00	225.00	475.00	300.00	275.00	275.00
CEILING FAN 48" SUPER QLTY **	EACH	3083.33	2950.00	3200.00	3600.00	3250.00	2950.00
PEDESTAL FAN 22" SUPER QLTY	EACH	4600.00	3850.00	4500.00	4775.00	4730.00	3550.00
REFG. DAWLENCE 10 CFT. D.DOOR	EACH	29583.33	26000.00	29750.00	36000.00	33500.00	29000.00
D-FREEZER WAVES 8 CFT.	EACH	28300.00	30000.00	28250.00	40000.00	29000.00	30500.00
AIRCONDITIONER 1.5 TON PEL	EACH	40000.00	41000.00	39500.00	46000.00	44000.00	44000.00
SPLIT AIR CONDITIONER 1.5 TON (SPECIFY BRAND NAME)	EACH	41333.33	40000.00	44000.00	45000.00	41250.00	48000.00
AIRCOOLER SUPER ASIA	EACH	14833.33	15000.00	14500.00	11250.00	14900.00	11000.00
WASHING MACHINE SINGER	EACH	15300.00	17000.00	17000.00	14700.00	14700.00	14700.00
SEWING MACHINE(SINGER)	EACH	7400.00	7400.00	7400.00	5910.00	6900.00	7400.00
GIZER LARGE SIZE 30 GALLON CAPACITY SUP QLTY	EACH	20766.67	22900.00	17000.00	15400.00	17537.50	16500.00
GAS BURNER DOUBLE SPFY.BRAND	EACH	3250.00	2975.00	3500.00	2825.00	2350.00	1412.50
ELECT. IRON PHILIPS MDL.1120	EACH	3433.33	3200.00	3100.00	1525.00	1375.00	1500.00
ELECTRIC JUICER FOR APPLE	EACH	5300.00	4500.00	4500.00	4800.00	3625.00	1700.00
S.STEEL DEGHCHI MEDIUM SIZE ***	EACH	826.67	725.00	650.00	590.00	500.00	600.00
ALUMINIUM COOKING PAN (DEGCHI ) MED SIZE	EACH	691.67	625.00	600.00	590.00	425.00	750.00
NON STICK COOKING PAN (DEGCHI ) SUP. QLTY	EACH	1194.33	950.00	1000.00	570.00	525.00	750.00
FRYING PAN STEEL AVG. QLTY MED. SIZE	EACH	458.33	350.00	362.50	470.00	352.50	275.00
TAWA IORN (MEDIUM SIZE) AVG. QLTY	EACH	391.67	375.00	500.00	600.00	355.00	325.00
S.STEEL PLATE A.QLTY.(M.SIZE)	EACH	74.17	65.00	77.50	65.00	55.00	75.00
TABLE SPOON S.STEEL SUP.QLTY.	DOZEN	475.00	250.00	600.00	505.00	265.00	550.00
WATER SET JUG+6 GLASSES (OMROC)	SET	533.33	475.00	425.00	492.50	512.50	550.00
TEA SET PAK. CHINAWARE 21 PCS.	SET	2350.00	2100.00	2100.00	1500.00	1550.00	2650.00
DINNER SET PLASTIC 72 PIECES SUPERIOR QLTY	SET	8583.33	8000.00	6500.00	4350.00	3250.00	4750.00
HOTPOT SET PLASTIC 3 PCS.	SET	1233.33	1150.00	2000.00	1590.00	1025.00	1725.00
BUCKET(BALTI) PLASTIC MED.SIZ	EACH	366.67	325.00	337.50	465.00	290.00	325.00
LOTA PLASTIC (MED SIZE) AVERAGE QUALITY	EACH	55.00	45.00	55.00	40.00	38.75	65.00
PRESURE COOKER 4 LTR.	EACH	1366.67	1100.00	1250.00	1500.00	1375.00	1450.00
WATER COOLER 9/10 LTR.PLASTIC ***	EACH	541.67	475.00	850.00	450.00	600.00	550.00
THERMOS STARVAC 1 LTR	EACH	508.33	500.00	500.00	582.50	500.00	850.00
BULB PHILIPS 100-WATTS	EACH	40.00	40.00	30.00	30.00	30.00	37.50
TUBE LIGHT PHILIPS 40 WATTS	EACH	100.00	100.00	105.00	95.00	125.00	100.00
ELECTRIC BLUBS "0" WATTE LOCAL	EACH	20.00	20.00	22.50	20.00	22.50	20.00
ELECTRIC BLUB ENERGY SAVER 14 WATTS	EACH	180.00	180.00	165.00	160.00	170.00	200.00
WASHING SOAP 250 GMS SPECIFY BRAND NAME	EACH	40.00	40.00	40.00	37.00	37.50	27.50
SURF EXCEL 400 GMS POLY BAG	EACH	130.00	130.00	130.00	125.00	111.25	130.00
WASHING POWDER 1000 GRM	EACH	150.00	150.00	185.00	160.00	185.00	185.00
WASHING POWDER (WHEEL/ BONUS) 100 GRAMS	EACH	90.00	90.00	90.00	95.00	105.00	90.00
CLEANSER POWDER VIM 1000 GM	PKT.	75.00	75.00	75.00	77.50	72.50	75.00
FINIS 500 ML	BOTTLE	173.33	170.00	190.00	140.00	110.00	110.00
PHNYLE TYPHONE/FINIS/CARRANITE 3 LITRES	BOTTLE	150.00	170.00	170.00	137.50	125.00	130.00
HARPIC	BOTTLE	151.67	150.00	150.00	145.00	148.75	150.00
BOOT POLISH CHERRY/KIWI 50ML	EACH	105.00	105.00	105.00	100.00	90.00	100.00
ROBIN BLUE (35 GRAMS)	PKT.	55.00	55.00	45.00	40.00	28.00	30.00
TISSU PAPER PERFUMED 100 PCS.	PKT	110.00	110.00	110.00	97.50	102.50	90.00
TOILET PAPER ROLL (R.PETEL)	P/ROLL	40.00	40.00	40.00	35.00	35.00	27.50
BOOT POLISH LIQUID CHEERY BLOSSOM KIWI 75 ML	BOTTLE	156.67	135.00	150.00	120.00	137.50	117.00
MATCH BOX SMALL	EACH	2.00	2.00	3.00	2.50	1.00	1.00
DRY CELL 1.5 VOLT(LOCAL)	EACH	35.00	30.00	15.00	25.00	20.00	20.00
HAND STITCHING NEEDLE M.SIZE	PACKET	5.83	6.00	10.00	6.00	6.00	5.00
SEWING MACHINE NEEDLE (SINGER)	EACH	5.83	6.00	7.50	5.00	5.00	5.00
HOUSEHOLD SERVANT FEMALE P/T	P/MNTH	1516.67	1200.00	3000.00	1625.00	2750.00	3500.00
MARRIAGE HALL WITH FURNITURE	P/HEAD	225.00	237.50	150.00	90.00	100.00	60.00
SEPTRAN TABLETS	10TAB.	15.00	20.00	18.00	18.00	20.00	20.00
BRUFEN TABS 200-MG.	10TAB.	10.67	10.00	10.00	10.00	10.00	10.00
PANADOL TAB. EXTRA/PLAIN	10TAB.	12.00	12.00	12.00	13.00	12.00	15.00
DISPRIN TAB.	10TAB.	12.00	12.00	12.00	13.00	12.00	11.00
TRISIL TAB.	10 TAB	10.00	10.00	10.00	10.00	10.00	10.00
FLAGYL TAB. 200 MG.	10TAB.	15.00	10.00	10.00	10.00	10.00	10.00
VENTOLIN TAB. 2MG.	10TAB.	10.00	10.00	10.00	10.00	9.67	10.00
DAONIL TAB. 5 MG.	10TAB.	17.00	17.00	16.30	17.00	16.80	17.00

Contd.

## 7.11 Intercity Consumer Prices February, 2017

Description	Unit	Peshawar	Mardan	Abbott- abad	Bannu	D.I. Khan	Mingora
ENTOX TAB.	10TAB.	11.67	15.00	15.00	10.00	15.00	10.00
RENITEC TAB. 5 MG.	10TAB.	58.50	59.00	58.00	59.00	58.00	58.50
CAC. 1000 TAB	BOTTLE	124.44	124.44	124.00	122.00	122.00	122.00
AMOXIL CAPSOLE 250 MG.S	10CAP.	35.00	35.00	36.00	36.00	36.00	36.00
CALCIUM SYRUP SANDOZ	BOTTLE	64.00	64.00	64.00	64.00	64.00	64.00
LEDERPLEX SYRUP	BOTTLE	52.74	52.00	53.00	54.00	52.74	53.00
SANCOS SYRUP (50 ML.)	BOTTLE	30.00	30.00	30.00	30.00	30.00	30.00
PHENERGAN SYRUP 120 ML.	BOTTLE	33.00	33.00	33.00	34.00	34.00	33.00
CALPOL SYRUP 60 ML.	BOTTLE	28.00	28.00	28.00	28.00	28.00	28.00
HYDRYLLIN SYRUP 120 ML.	BOTTLE	69.00	69.00	69.00	69.00	69.00	65.00
POLYFAX EYE OINTMENT	TUBE	21.00	21.00	21.00	23.00	21.75	21.00
BETNESOL EYE DROPS	BOTTLE	33.89	33.89	34.00	34.00	33.89	34.00
EAR DROPS (CARDISPORINE) ***	BOTTLE	25.00	25.00	21.00	25.00	21.00	21.00
BETNOVATE-N OINTMENT 5 GMS	TUBE	17.00	16.00	16.00	16.00	16.00	16.00
BURNOL CREAM 30 GRM	TUBE	55.42	55.42	55.42	55.42	55.42	55.42
VICKS VAPORUB/BALM	BOTTLE	36.00	36.00	36.00	36.00	36.00	36.00
GLYCRINE SMALL BOTTLE	BOTTLE	20.00	30.00	30.00	32.00	18.00	30.00
JOUHAR JOSHANDA	PKT.	10.00	10.00	10.00	8.00	8.00	10.00
GALXOS-D (450 GRMS)	PKT.	157.50	140.00	151.88	140.00	142.50	165.00
GRIPE-WATER WOODWARDS	BOTTLE	55.00	55.00	55.00	55.00	55.00	55.00
SANIPLAST ONE PUTTY	EACH	2.00	2.00	2.00	2.00	1.50	2.00
O.R.S. (NIMCOL)	PKT.	18.00	18.00	18.00	17.00	15.00	15.00
DETTOL (MEDIUM)	BOTTLE	65.00	65.00	65.00	46.80	48.00	55.00
COTTON BANDAGE 2" - 4"	EACH	9.00	9.00	15.00	10.00	9.00	10.00
THERMOMETER CHINA	EACH	42.00	40.00	70.00	40.00	45.00	40.00
DOCTOR (MBBS) CLINIC FEE	P/PAT.	266.67	250.00	400.00	150.00	250.00	350.00
URINE TEST (DR) CHARGES	P/TEST	100.00	100.00	100.00	100.00	120.00	100.00
BLOOD TEST (CP) CHARGES	P/TEST	233.33	200.00	287.50	175.00	175.00	250.00
SUGAR TEST (RANDOM/FASTING BOTH) CHARGES	P/TEST	200.00	200.00	100.00	140.00	140.00	100.00
ECG CHARGES	P/TEST	183.33	150.00	250.00	250.00	300.00	200.00
X-RAY (CHEST) CHARGES	P/X-RAY	283.33	300.00	250.00	225.00	300.00	200.00
CAR SUZUKI 800 CC (W/O. A/C)	EACH	713000.00	713000.00	665000.00	0.00	662000.00	0.00
CAR SUZUKI 1000 CC	EACH	1149000.00	1149000.00	1119000.00	0.00	1097000.00	0.00
CAR TOYOTA 1300 CC	EACH	1724500.00	1754500.00	1975000.00	0.00	1772000.00	0.00
CAR HONDA CIVIC	EACH	2681500.00	2681500.00	2661000.00	0.00	0.00	0.00
MOTORCYCLE HONDA CD-70.	EACH	63500.00	63500.00	63500.00	64250.00	63875.00	63500.00
MOTORCYCLE YAMAHA 100CC.	EACH	80000.00	80000.00	79300.00	79000.00	79300.00	0.00
MOTOR CYCLE HERO 70 CC	EACH	43333.33	43500.00	46000.00	43000.00	45000.00	45500.00
BICYCLE WITH TYRES & TUBES	EACH	8500.00	7800.00	9800.00	9300.00	6825.00	6500.00
TYRE CAR WITH TUBE GENERAL	EACH	3593.33	3200.00	3000.00	4900.00	3500.00	3500.00
TYRE MOTOR CYCLE WITHOUT TUBE	EACH	1250.00	1250.00	1187.50	1175.00	1050.00	1250.00
TYRE CYCLE SPECIFY BRAND NAME	EACH	346.67	300.00	550.00	540.00	325.00	500.00
TYRE CAR W/O TUBE	EACH	3460.00	2900.00	2625.00	4600.00	3600.00	3350.00
PETROL SUPER	LITRE	71.29	71.29	71.29	71.29	71.29	71.29
HIGH SPEED DIESEL HSD	LITRE	80.48	80.48	80.48	80.48	80.48	80.48
CNG	K.G.	82.90	0.00	0.00	0.00	0.00	78.90
GAS CYLINDER STAND. SIZE	EACH	1320.00	1210.00	1250.00	1180.00	1125.00	1180.00
MOTOR CYCLE SERVICE CHARGES	EACH	291.67	280.00	300.00	350.00	275.00	275.00
CAR SERVICE CHARGES	EACH	291.67	275.00	400.00	0.00	400.00	282.50
TYRE PUNCTURE CHARGES	EACH	62.50	50.00	75.00	80.00	50.00	55.00
CYCLE OVERHAULING CHARGES	EACH	341.67	325.00	275.00	600.00	300.00	300.00
CAR TAX FOR 800CC TO 1300CC	YEARLY	1075.00	1075.00	1075.00	1075.00	1075.00	1075.00
TRAIN FARE ECO. 1-100 KM.	P/KM.	0.68	0.00	0.68	0.68	0.00	0.00
TRAIN FARE ECO. 101-500 KM.	P/KM.	0.98	0.00	0.98	0.98	0.00	0.00
TRAIN FARE ECO. > 500 KM.	P/KM.	0.89	0.00	0.89	0.89	0.00	0.00
TRAIN FARE IST SLP. 1-100KM	P/KM.	2.10	0.00	2.10	2.10	0.00	0.00
TRAIN FARE IST SLP.101-500 KM	P/KM.	2.59	0.00	2.59	2.59	0.00	0.00
TRAIN FARE IST SLP. > 500 KM	P/KM.	1.99	0.00	1.99	1.99	0.00	0.00
TRAIN FARE A/C SLP. 1-100KM.	P/KM.	5.76	0.00	5.76	5.76	0.00	0.00
TRAIN FARE A/C SLP.101-500KM	P/KM.	4.59	0.00	4.59	4.59	0.00	0.00
TRAIN FARE A/C SLP > 500KM.	P/KM	4.16	0.00	4.16	4.16	0.00	0.00

Contd.

### 7.11 Intercity Consumer Prices February, 2017

Description	Unit	Peshawar	Mardan	Abbott- abad	Bannu	D.I. Khan	Mingora
PLATEFORM TICKET	EACH	10.00	0.00	10.00	10.00	0.00	0.00
AUTO RICKSHAW FARES	KM/MIN	53.33	60.00	50.00	45.00	50.00	50.00
FULL TONGA CHARGES	KM/MIN	60.00	60.00	60.00	50.00	0.00	0.00
TAXI 4 SEATER FARE	KM/MIN	100.00	100.00	150.00	40.00	150.00	75.00
BUS FARE MIN (WITHIN CITY)	TICKET	10.00	10.00	10.00	10.00	0.00	0.00
BUS FARE MAX (WITHIN CIT	TICKET	20.00	19.00	10.00	20.00	0.00	0.00
BUS FARE OUTSIDE CITY	P/KM.	0.79	0.79	0.79	0.79	0.79	0.79
A/C BUS FARE OUTSIDE CITY	P/KM.	0.90	0.90	0.90	0.90	0.90	0.90
MINIBUS FARE MIN.WITH IN CITY	TICKET	10.00	0.00	0.00	0.00	0.00	0.00
MINIBUS FARE MAX.WITH IN CITY	TICKET	20.00	0.00	0.00	0.00	0.00	0.00
SUZUKI FARE MIN.WITH IN CITY	TICKET	10.00	10.00	10.00	0.00	10.00	10.00
SUZUKI FARE MAXIMUM W.IN CITY	TICKET	20.00	20.00	13.00	0.00	15.00	15.00
AIR FARE ECONOMY CLASS.	P/KM.	19.26	0.00	0.00	0.00	0.00	0.00
POSTAL ENVELOPE DOMESTIC	EACH	8.00	8.00	8.00	8.00	8.00	8.00
ENVELOPE FOR SAUDI ARABIA	EACH	50.00	50.00	50.00	50.00	50.00	50.00
POSTAL REGISTRATION CHARGES	EACH	38.00	38.00	38.00	38.00	28.00	38.00
U.M.S. REG CHARGES MIN.	EACH	58.67	58.00	59.00	59.00	60.00	59.00
T.C.S. CH. MIN.WITH IN ZONE	EACH	160.00	160.00	160.00	110.00	180.00	140.00
TELEPHONE CHARGES LOCAL CALL	P/CALL	3.94	3.94	3.94	3.94	3.94	3.94
TEL CHARGES OUT SIDE CITY	P/CALL	3.94	3.94	3.94	3.94	3.94	3.94
INTERNET CHARGES	P/HOUR	40.00	30.00	27.50	50.00	42.50	40.00
MOBILE CELL CHARGES	P/UNIT	2.88	2.88	4.00	2.88	2.50	2.50
FAX CHARGES (LOCAL)	P/PAGE	20.00	30.00	20.00	15.00	15.00	10.00
TELEPHONE SET AV. QLTY	EACH	1166.67	1250.00	1650.00	1087.50	1300.00	1200.00
MOBILE SET NOKIA/SONY/ERICSON/SAMSUNG WITHOUT CAMERA	EACH	2766.67	2800.00	2750.00	2900.00	2250.00	2550.00
T.V. 20" COLORED WEGA H-A21.	EACH	29000.00	21000.00	20000.00	24000.00	20000.00	31000.00
T.V 20" COLOR CHINA/KORIA)	EACH	8666.67	10000.00	8000.00	10950.00	9550.00	10000.00
V.C.P. PANASONIC/LG/NAT	EACH	4000.00	0.00	6500.00	6750.00	5000.00	0.00
DVD/VCD PLAYER PANASONIC/LG	EACH	3066.67	4000.00	6800.00	1950.00	5500.00	1850.00
RADIO WITH C.PLAYER NATIONAL	EACH	2650.00	2650.00	2500.00	2175.00	1900.00	1450.00
PERSONNEL COMPUTER (BRANDED)	EACH	50000.00	48800.00	42000.00	50000.00	41500.00	34500.00
VID. CASSETTE BLK. TDK/SONY	EACH	100.00	100.00	55.00	110.00	100.00	125.00
COM. C.D. (TDK/IMATION)	EACH	40.00	40.00	50.00	65.00	50.00	15.00
TAPE RECORDER CASSETTE BLANK	EACH	30.00	30.00	60.00	25.00	42.50	70.00
VIDEO GAME SEGA 16 BYTE	EACH	1250.00	1250.00	1800.00	1500.00	1475.00	0.00
CINEMA A/C. HIGH CLASS	TICKET	85.00	50.00	0.00	0.00	0.00	0.00
CINEMA NON-A/C HIGH CLASS	TICKET	85.00	50.00	30.00	40.00	50.00	200.00
CABLE CHARGES	P/MONTH	200.00	300.00	300.00	325.00	300.00	200.00
TV.LICENCE FEE DOMESTIC	YEARLY	420.00	420.00	420.00	420.00	420.00	420.00
ENGLISH BOOK CLASS V1	EACH	75.00	75.00	75.00	75.00	75.00	75.00
ENGLISH BOOK CLASS IX OR X	EACH	68.00	68.00	68.00	68.00	68.00	68.00
ENG. BOOK IST.YR COMPLETE SET	EACH	76.00	76.00	76.00	76.00	76.00	76.00
ENGLISH BOOK BA/B.SC	EACH	120.00	120.00	120.00	120.00	120.00	120.00
URDU BOOK CLASS V (T.B.BORD)	EACH	76.00	76.00	76.00	76.00	76.00	76.00
URDU BOOK CLASS IX/X(T.B.B)	EACH	57.33	58.50	58.50	58.50	58.50	58.50
URDU BOOK IST.YEAR/INTER	EACH	81.00	76.00	76.00	76.00	76.00	76.00
URDU BOOK BA/B.SC	EACH	170.00	160.00	160.00	160.00	160.00	160.00
MATHS BOOK CALSS V (T.B.B)	EACH	105.00	112.50	105.00	105.00	105.00	105.00
MATHS BOOK CLASS IX OR X	EACH	117.00	117.00	117.00	117.00	117.00	117.00
MATHS BOOK IST.YEAR (T.B.B)	EACH	176.00	176.00	176.00	176.00	176.00	176.00
PAKISTAN STUDIES BOOK BA/B.SC	EACH	120.00	120.00	120.00	120.00	120.00	120.00
DAILY "DAWN"	P/COPY	19.00	19.00	20.00	19.00	19.00	20.00
DAILY "JANG"	P/COPY	12.00	12.00	13.00	12.00	12.00	13.00
DAILY "NAWA-E-WAQT"	P/COPY	12.00	12.00	13.00	12.00	12.00	12.00
WEEKLY "AKHBAR-E-JAHAN"	P/COPY	55.00	55.00	55.00	55.00	55.00	55.00
WEEKLY "MAG"	P/COPY	45.00	45.00	45.00	45.00	45.00	45.00
MONTHLY "NAUNEHAL DIGEST"	P/COPY	35.00	35.00	35.00	35.00	35.00	35.00
PAPER FOOLSCAPE (27"x17")	QUIRE	20.00	19.00	35.00	35.00	47.50	25.00
EXERCISE.BOOK LINED 80/100 PGS	EACH	71.67	60.00	65.00	55.00	45.00	65.00
PENCILGOLDFISH/DEER	EACH	7.00	8.50	7.00	6.00	5.00	10.00

Contd.

## 7.11 Intercity Consumer Prices February, 2017

Description	Unit	Peshawar	Mardan	Abbott- abad	Bannu	D.I. Khan	Mingora
PEN INK DOLLOR 57 ML BOTTLE	EACH	20.00	20.00	25.00	20.00	20.00	20.00
PHOTOSTATE PAPER 70 GM	PRT	295.00	300.00	370.00	300.00	355.00	337.50
BALL PEN (local)	EACH	5.33	6.00	7.00	8.50	5.00	10.00
FOUNTAIN PEN HERO/WINGS/CHINA	EACH	40.00	60.00	55.00	35.00	40.00	50.00
PRIVATE SCHOOL FEE ENGLISH MEDIUM AVERAGE STANDARD (CLASS I)	P/ MONTH	2000.00	2000.00	2500.00	575.00	500.00	1000.00
PRIVATE SCHOOL FEE ENGLISH MEDIUM AVERAGE STANDARD (CLASS V)	P/ MONTH	2200.00	2300.00	3000.00	750.00	800.00	1000.00
PRIVATE SCHOOL FEE ENGLISH MEDIUM AVERAGE STANDARD (CLASS VI)	P/ MONTH	2200.00	2300.00	3500.00	800.00	1000.00	1250.00
PRIVATE SCHOOL FEE ENGLISH MEDIUM AVERAGE STANDARD (CLASS X)	P/ MONTH	2266.67	2800.00	4000.00	950.00	1800.00	2000.00
PRIVATE MEDICLE COLLEGE FEE MBBS (1ST YEAR)	P/ MONTH	52333.33	0.00	50000.00	0.00	0.00	0.00
PRIVATE ENGINEERING COLLEGE FEE (ISTR YEAR)	P/ MONTH	15000.00	15000.00	0.00	0.00	0.00	0.00
GOVT. COLLEGE FEE 1ST. YEAR	MONTH	43.75	42.09	50.00	45.83	42.09	31.25
GOVT. COLLEGE FEE 4TH. YEAR	MONTH	50.00	54.79	50.00	50.00	54.90	54.90
GOVT. UNIVERSITY FEE MSC.	MONTH	1487.93	1487.93	539.58	1333.00	540.00	540.00
GOVT. MED. COLLEGE FEE MBBS	MONTH	641.67	641.66	641.00	642.00	641.66	641.70
GOVT. ENGG. COLL. FEE I YEAR	MONTH	595.83	595.83	0.00	404.17	595.83	0.00
COACHING FEE FOR CLASS IX/X	P/ MONTH	2500.00	2500.00	1200.00	825.00	1000.00	3000.00
COACHING CHARGES FOR CLASS 1ST YEAR/INTER (SCIENCE)	P/ MONTH	3000.00	3000.00	1500.00	825.00	1100.00	6000.00
COACHING CHARGES FOR CLASS 1ST YEAR/INTER (COMMERCE)	P/ MONTH	3000.00	3000.00	1500.00	750.00	1000.00	950.00
I.T. TUITION FEES	P/ MONTH	8667.00	5000.00	4166.00	3000.00	2100.00	0.00
MBA TUITION FEES	P/ MONTH	7889.00	6000.00	3000.00	3500.00	2100.00	0.00
BREAD TANDOORI ST. SIZE	EACH	10.00	10.00	10.00	10.00	6.00	10.00
COOKED MUTTON (AV. HOTEL)	PLATE	183.33	120.00	150.00	160.00	140.00	185.00
COOKED BEEF (AV. HOTEL)	PLATE	121.67	100.00	85.00	100.00	100.00	130.00
COOKED DAL (AV. HOTEL)	PLATE	60.00	60.00	50.00	50.00	70.00	65.00
CHICKEN BIRYANI FULL/DOUBLE	PLATE	120.00	140.00	150.00	130.00	145.00	190.00
TEA PREPARED (ORDINARY)	CUP	15.00	20.00	20.00	20.00	15.00	20.00
HAIRCUT CHARGES FOR MEN	P/CUT	141.67	115.00	80.00	83.75	55.00	90.00
BEAUTY PORL HAIR STYL CHARGE	P/STY.	225.00	225.00	600.00	172.50	140.00	450.00
SHAVING CHARGES	PER SHV	76.67	80.00	50.00	47.50	32.50	57.50
LIPSTICK S.MISS/MEDORA	EACH	110.00	120.00	115.00	120.00	100.00	60.00
NAIL POLISH S.MISS/MEDORA	EACH	100.00	100.00	105.00	120.00	100.00	85.00
PERFUME MED.SIZE MEDORA/BROACH	EACH	200.00	200.00	140.00	160.00	180.00	216.67
HAIR-OIL AMLA/CHAMBELI	BOTTLE	120.00	130.00	120.00	190.00	85.00	215.00
TOILET SOAP LUX 95 GRAMS	EACH	42.00	42.00	40.00	44.00	39.00	35.00
TOILET SOAP LIFEBOUY 140 GRM	EACH	37.00	37.00	36.00	36.00	36.00	43.87
TOILET SOAP SAFEGUARD BATH SIZE	EACH	48.00	48.00	48.00	50.00	48.00	48.00
TOOTHPASTE MACKLINES 70 GRM	EACH	50.00	50.00	50.00	50.00	50.00	50.00
TOOTHPAST MED SIZE CLGATE 70 GMS	EACH	67.50	70.00	70.00	70.00	60.00	75.00
TOOTHBRUSH SHEILD A/PLAUQUE	EACH	41.67	40.00	45.00	32.50	40.00	40.00
TOOTHPOWDER DENTONIC 90 GRM	EACH	32.00	35.00	30.00	30.00	25.00	28.00
HAIR-COLOUR BEGIN (6 GMS)	EACH	110.00	105.00	105.00	95.00	95.00	105.00
HAIR COLOUR (KALAKOLA)	BOTTLE	130.00	130.00	130.00	120.00	125.00	140.00
FACECREAM PONDS (MEDIUM)	EACH	120.00	120.00	120.00	130.00	115.00	110.00
TALC POWDER VICE ROAY,B.CAT	EACH	146.67	150.00	145.00	135.00	110.00	110.00
BLADE TREET ORDINARY 10'S	PKT.	36.67	30.00	45.00	30.00	30.00	36.25
BLADE 7-O-CLOCK STAIN. 5'S	PKT.	35.00	35.00	30.00	30.00	35.00	37.50
SHAMPOO SUNSILK/PAINTIN 100 ML	BOTTLE	100.00	100.00	100.00	100.00	100.00	110.00
BEAUTY CREAM (FAIR & LOVELY)	EACH	75.00	75.00	185.00	75.00	170.00	115.00
HAIR REMOVING CREAM (EU-CREAM)	TUBE	70.00	70.00	65.00	75.00	55.00	60.00
GEL MEDIUM SIZE	BOTTLE	120.00	150.00	150.00	60.00	85.00	120.00
DISPOSABLE RAZOR GILLET-II	EACH	45.00	45.00	45.00	35.00	45.00	50.00
SHAVING CREAM TOUCH-ME/ADM.	EACH	65.00	65.00	65.00	60.00	55.00	60.00
GOLD TEZABI 24 CT	10 GM.	43583.00	43333.00	42609.00	44400.00	43910.00	42083.00
SILVER TEZABI 24 CT	10 GM.	658.00	708.00	651.00	740.00	610.00	667.00
ARTIFICIAL JEWELLARY SET	SET	1183.33	950.00	750.00	1150.00	230.00	2750.00
WRIST WATCH GENTS CITIZEN (ORIGINAL) ***	EACH	4000.00	4000.00	2000.00	2500.00	2500.00	4000.00
WRIST WATCH LADIES CITIZEN (ORIGINAL) ***	EACH	4000.00	4000.00	1800.00	2500.00	2500.00	3500.00
WALL CLOCK QUARTZ AV.QLTY	EACH	1400.00	1500.00	525.00	637.50	255.00	850.00
SUITCASE REXIN (24"x16"x6")	EACH	733.33	650.00	1200.00	800.00	725.00	950.00
TRUNK MEDIUM SIZE ***	EACH	1666.67	1800.00	1200.00	1800.00	1300.00	950.00
PURSE LADIES (LEATHER) AVERAGE QUALITY	EACH	1233.33	975.00	800.00	875.00	500.00	600.00

### 7.11 Intercity Consumer Prices February, 2017

Description	Unit	Quetta	Turbat	Gawadar	Loralai	Khuzdar	D.M. Jamali
WHEAT	10 KG.	350.00	450.00	445.00	395.00	350.00	340.00
WHEAT FLOUR FINE/SUPERIOR.	KG.	51.00	54.00	55.00	45.00	40.00	40.00
WHEAT FLOUR AVG. QLTY	KG.	49.00	46.00	48.00	40.00	40.00	38.00
WHEAT FLOUR BAG	10 KG.	400.00	460.00	470.00	400.00	390.00	355.00
MAIDA	KG.	70.00	76.00	75.00	65.00	43.00	50.00
SUJI	KG.	60.00	80.00	80.00	65.00	70.00	50.00
BESAN AV. QLTY.	KG.	155.00	140.00	145.00	157.50	120.00	140.00
RICE BASMATI SUP. QLTY.	KG.	150.00	160.00	160.00	130.00	100.00	110.00
RICE BASMATI 385/386	KG.	80.00	78.00	90.00	90.00	50.00	77.50
RICE BASMATI BROKEN AV.QLTY	KG.	60.00	67.00	70.00	67.50	50.00	55.00
RICE IRRI-6 (SINDH/PUNJAB)	KG.	50.00	47.00	55.00	50.00	45.00	42.50
VERMICELLI	KG.	75.00	80.00	80.00	80.00	70.00	75.00
BREAD PLAIN MEDIUM SIZE	EACH	40.00	30.00	30.00	40.00	40.00	37.50
RUSK (PAPAY)	KG.	135.00	170.00	160.00	180.00	160.00	140.00
BISCUITS-PACKED	PKT	40.00	40.00	35.00	40.00	35.00	35.00
BISCUIT-BAKERY (LOOSE)	250 GM	55.00	75.00	60.00	75.00	80.00	70.00
CORNFLAKS FAUJI 225 GM.	PKT	198.00	152.00	154.00	120.00	153.00	190.00
SAMOSAS (VEGATABLE)	EACH	12.00	10.00	9.00	15.00	7.00	10.00
PASTRY AV.QLTY.	EACH	22.50	22.00	20.00	30.00	15.00	20.00
PATTIES (VEGATABLES)	EACH	25.00	22.00	20.00	30.00	15.00	30.00
NIMCO	250 GM	45.00	75.00	90.00	65.00	60.00	70.00
CHIPS	250 GM	50.00	80.00	95.00	60.00	85.00	65.00
BEEF WITH BONE AV.QLTY.	KG	340.00	440.00	440.00	335.00	320.00	260.00
MUTTON AV.QLTY.	KG	660.00	700.00	700.00	600.00	550.00	545.00
CHICKEN FARM BROILER (LIVE)	KG	140.00	210.00	220.00	130.00	180.00	110.00
FISH-RAHU MEDIUM SIZE	KG	310.00	400.00	340.00	245.00	220.00	300.00
MILK FRESH (UNBOILED)	LTR.	90.00	110.00	110.00	95.00	80.00	80.00
CURD	KG.	100.00	120.00	120.00	95.00	90.00	120.00
MILK TETRA PACK 1/2 LTR.	PKT.	60.00	64.00	62.00	65.00	50.00	50.00
LACTOGEN 400 GRAMS	PKT.	425.00	435.00	422.50	425.00	440.00	440.00
POWDER MILK NIDO 400GM.	PKT	389.74	380.00	360.00	380.00	390.00	390.00
MILK POWDER LOOSE/PACKED	KG.	400.00	500.00	500.00	440.00	775.00	475.00
BUTTER LOCAL PACKED	50 GM.	24.00	30.00	30.00	27.50	30.00	37.50
EGGS FARM	DOZ	120.00	120.00	120.00	140.00	140.00	142.00
MUSTARD OIL AV.QLTY.	KG.	190.00	180.00	205.00	240.00	170.00	300.00
COOKING OIL (DALDA)	2.5LTR	445.00	440.00	485.00	545.00	440.00	465.00
COOKING OIL (PAKWAN) OTHER BRAND SPECIFY	2.5 LTR	415.00	425.00	505.00	430.00	445.00	430.00
VEGETABLE GHEE TIN	2.5KG.	440.00	440.00	480.00	430.00	440.00	440.00
VEGETABLE GHEE (LOOSE)	KG.	130.00	157.50	160.00	150.00	125.00	150.00
DATES AV.QLTY.	KG.	200.00	75.00	85.00	200.00	50.00	200.00
PISTACHIO AV.QLTY.	50 GM.	55.00	60.00	60.00	60.00	150.00	70.00
ALMONDS WHOLE AV.QLTY.	KG.	700.00	600.00	600.00	600.00	800.00	825.00
COCONUT DRY AV.QLTY.	KG.	275.00	310.00	295.00	277.50	550.00	325.00
RAISINS AV.QLTY.	50 GM.	22.50	25.00	30.00	17.50	50.00	27.50
GROUNDNUTS (WITH SHELL)	KG.	230.00	165.00	165.00	210.00	200.00	250.00
MALTA/MOSAMBI	DOZ	50.00	155.00	160.00	75.00	65.00	155.00
KINNU	DOZ	50.00	150.00	160.00	100.00	60.00	120.00
APPLE	KG	90.00	120.00	125.00	55.00	85.00	100.00
ALOO BUKHARA	KG	0.00	0.00	0.00	0.00	0.00	0.00
POMEGRANATE (ANNAR)	KG	150.00	160.00	165.00	155.00	145.00	187.50
GRAPES	KG	0.00	0.00	0.00	0.00	0.00	0.00
BANANAS	DOZ	60.00	75.00	80.00	75.00	70.00	45.00
MANGO KALMI	KG	0.00	0.00	0.00	0.00	0.00	0.00
GUAVA	KG	60.00	80.00	85.00	65.00	40.00	45.00
WATERMELON (TURBOOZ)	KG	0.00	0.00	0.00	0.00	0.00	0.00
MUSKMELON (KHARBOOZA)	KG	0.00	0.00	0.00	0.00	0.00	0.00
SWEETMELON (GARMA)	KG	0.00	0.00	0.00	0.00	0.00	0.00
PULSE MASOOR (WHOLE)	KG.	130.00	155.00	155.00	145.00	150.00	150.00
PULSE MASOOR (WASHED)	KG.	135.00	160.00	160.00	145.00	160.00	155.00
PULSE MOONG (WASHED)	KG.	140.00	175.00	170.00	145.00	180.00	180.00
PULSE MASH (WASHED)	KG.	195.00	220.00	240.00	225.00	240.00	185.00
PULSE GRAM	KG.	165.00	175.00	150.00	180.00	160.00	190.00
GRAM WHOLE BLACK AV QLTY.	KG.	150.00	135.00	140.00	180.00	180.00	110.00

Contd.

### 7.11 Intercity Consumer Prices February, 2017

Description	Unit	Quetta	Turbat	Gawadar	Loralai	Khuzdar	D.M. Jamali
GRAM WHOLE YELLOW AV.QLTY	KG.	170.00	165.00	160.00	200.00	220.00	205.00
BEANS (LAL LOBIA)	KG.	150.00	95.00	100.00	155.00	180.00	125.00
POTATOES	KG	25.00	30.00	45.00	22.50	25.00	20.00
ONION	KG	30.00	30.00	35.00	22.50	30.00	20.00
TURNIP	KG	22.50	80.00	85.00	32.50	20.00	20.00
RADISH	KG	27.50	40.00	60.00	20.00	25.00	12.50
TOMATOES	KG	25.00	45.00	55.00	45.00	40.00	35.00
CABBAGE	KG	37.50	65.00	75.00	35.00	40.00	35.00
CAULIFLOWER	KG	37.50	75.00	90.00	35.00	40.00	22.50
BRINJAL	KG	37.50	55.00	75.00	30.00	40.00	35.00
PUMPKIN	KG	0.00	0.00	0.00	0.00	0.00	0.00
BOTTLEGOURD	KG	0.00	0.00	0.00	0.00	0.00	0.00
LADY FINGER	KG	0.00	0.00	0.00	0.00	0.00	0.00
PEAS	KG	72.50	85.00	90.00	65.00	90.00	75.00
SPINACH	KG	17.50	25.00	40.00	22.50	10.00	30.00
TINDA	KG	0.00	0.00	0.00	0.00	0.00	0.00
TURAI	KG	0.00	0.00	0.00	0.00	0.00	0.00
KARAILA	KG	0.00	0.00	0.00	0.00	0.00	0.00
ARVI	KG	0.00	0.00	0.00	0.00	0.00	0.00
CHILLIES GREEN	KG	77.50	145.00	160.00	80.00	80.00	55.00
CARROT	KG	27.50	45.00	60.00	27.50	30.00	25.00
CUCUMBER (KHEERA)	KG	37.50	82.50	100.00	42.50	60.00	45.00
LEMON	250GM	47.50	50.00	70.00	52.50	40.00	35.00
SUGAR REFINED	KG.	63.00	75.00	76.00	65.00	62.00	62.50
GUR AV.QLTY	KG.	90.00	100.00	110.00	75.00	85.00	65.00
HONEY LANGANESE 500 GM.	BOTTLE	740.00	680.00	690.00	800.00	500.00	800.00
MILO 200 GM.	BOTTLE	200.00	220.00	215.00	220.00	200.00	220.00
CUSTARD POWDER RAFHAN 300 GM.	PKT	80.00	85.00	85.00	80.00	75.00	75.00
TOFFEE (HILAL)	EACH	1.00	2.00	2.50	1.00	1.00	2.00
CHOWKELATE CANDY (SMALL SIZE)	EACH	5.00	10.00	10.00	5.00	5.00	5.00
SWEETMEAT (MIXED)	KG	250.00	350.00	350.00	280.00	280.00	320.00
ICE CREAM WALLS	CUP.	40.00	40.00	45.00	42.50	40.00	40.00
ICE	KG	15.00	10.00	15.00	10.00	20.00	12.50
JAM AHMED/MITCHELLES	BOTTLE	140.00	160.00	115.00	130.00	190.00	147.50
SQUASH-MITCHELLES	BOTTLE	160.00	150.00	160.00	165.00	160.00	150.00
ROOH AFZA	BOTTLE	170.00	155.00	160.00	170.00	150.00	160.00
JAM-E-SHIREEN	BOTTLE	170.00	155.00	160.00	170.00	160.00	160.00
SAUNF	50 GM	15.50	19.00	17.00	20.00	40.00	15.00
CINAMON LOOSE AV. QLTY	50 GM.	22.50	30.00	40.00	30.00	100.00	22.50
CUMINSEED WHITE NATIONAL	50 GM.	50.00	52.00	50.00	54.00	80.00	54.00
PEPPER BLACK NATIONAL	50 GM.	110.00	80.00	75.00	110.00	100.00	100.00
CLOVES LOOSE AV.QLTY	50 GM.	90.00	30.00	30.00	120.00	110.00	120.00
CARDAMOM LARGE LOOSE AV.QLTY	50 GM.	145.00	150.00	135.00	150.00	210.00	105.00
CARDAMOM SMALL AV.QLTY	50 GM.	180.00	150.00	150.00	100.00	190.00	95.00
SALT-POWDERED (LAHORI) LOOSE	KG.	10.00	15.00	14.00	10.00	10.00	10.00
SALT POWDERED (NATIONAL/SHAN)	PKT	25.00	30.00	25.00	25.00	25.00	25.00
CHILLIES POWD.NATIONAL 200GM	PKT	105.00	120.00	120.00	110.00	105.00	105.00
CHILLIES POWDER LOOS	KG.	310.00	450.00	350.00	320.00	300.00	290.00
CORRIANDER SEED POWD.NATIONAL	PKT	104.00	80.00	80.00	116.00	100.00	104.00
CORRIANDER SEED (LOOSE)	KG.	230.00	165.00	290.00	280.00	300.00	210.00
TURMERIC POWD.NATIONAL 50GM	PKT.	35.00	56.00	35.00	35.00	39.00	35.00
CURRY POWD. NATIONAL 200 GM	PKT.	87.00	90.00	100.00	85.00	86.00	87.00
TOMATO KETCHUP AHMED/MITCHL	BOTTLE	85.00	100.00	100.00	90.00	100.00	110.00
PICKLES AHMED/MITCHELLES	BOTTLE	105.00	120.00	115.00	130.00	120.00	115.00
VINEGAR SYNTHETIC (SIRKA)	BOTTLE	85.00	50.00	60.00	55.00	50.00	72.50
GARLIC	KG	300.00	320.00	325.00	320.00	300.00	265.00
GINGER	KG	210.00	175.00	190.00	320.00	220.00	280.00
TAPAL DANEDAR TEA 200GM PACKET	PKT	183.16	150.00	150.00	160.00	174.00	157.89
TEA LIPTON YELLOW LABEL 200GM.	PKT.	178.94	165.00	165.00	170.00	157.89	170.00
TEA LOOSE KENYA AV.QLTY 250GM.	PKT.	112.50	172.50	170.00	155.00	170.00	180.00
COFFEE-NESCAFE 75 GM. **	BOTTLE	300.00	300.00	280.00	220.00	270.00	275.00
COLD DRINK (STANDARD SIZ)	BOTTLE	25.00	30.00	30.00	25.00	25.00	25.00
FRUIT JUICE TETRA PACK	PKT.	30.00	20.00	20.00	20.00	20.00	20.00

Contd.



### 7.11 Intercity Consumer Prices February, 2017

Description	Unit	Quetta	Turbat	Gawadar	Loralai	Khuzdar	D.M. Jamali
MINERAL WATER NESTLE 1.5 LTR	BOTTLE	45.00	50.00	50.00	50.00	50.00	50.00
CIGARETTES K-2 10'S **	PKT	70.00	30.00	28.00	70.00	75.00	60.00
CIGARETTES CAPSTAN 10'S **	PKT	67.00	80.00	80.00	78.75	75.00	75.00
CIGARETTES GOLD LEAF 20'S	PKT	130.00	140.00	130.00	140.00	140.00	135.00
CIGARETTES MORVEN GOLD 20'S	PKT	67.00	80.00	80.00	80.00	75.00	75.00
BETEL LEAVES	50GM.	40.00	40.00	45.00	35.00	70.00	55.00
BETEL NUTS	KG.	235.00	240.00	240.00	300.00	350.00	200.00
LONG CLOTH 57" GUL AHMED/AL-KARAM	METER	170.00	200.00	180.00	275.00	200.00	225.00
SHIRTING AV.QLTY.	METER	150.00	150.00	150.00	145.00	200.00	155.00
PANT CLOTH W & WEAR AV.QLTY	METER	300.00	270.00	300.00	370.00	200.00	200.00
LAWN PRINTED GUL AHMED/AL-KARAM	METER	180.00	200.00	175.00	245.00	180.00	205.00
GEORGETTE AV.QLTY	METER	105.00	90.00	80.00	135.00	100.00	70.00
LINEN AV.QLTY ***	METER	100.00	70.00	75.00	135.00	160.00	100.00
HEAVY WT SUITING LAWERNCPUR AVG QLTY	METER	1100.00	1100.00	1100.00	1000.00	1100.00	900.00
HEAVY WT SUITING LAWERNCPUR SUP QLTY	METER	1300.00	1300.00	1300.00	1500.00	1300.00	1300.00
TROPICAL SUITING LAW.PUR	METER	950.00	950.00	950.00	1000.00	950.00	950.00
PANT BOY 24"/26" LENGTH.	EACH	375.00	400.00	360.00	500.00	1000.00	325.00
SHIRT BOY 24"/26" LENGTH	EACH	275.00	350.00	340.00	300.00	950.00	325.00
SCHOOL UNI. PANT,SHIRT BOYS	SUIT	900.00	1200.00	800.00	625.00	1100.00	485.00
SCHOOL UNI. KAMEEZ,SHAL.BOYS	SUIT	1200.00	1000.00	800.00	590.00	1100.00	350.00
SCHOOL UNI. KAMEEZ,SHAL.GIRL	SUIT	1300.00	1000.00	1100.00	600.00	1100.00	600.00
FROCK W/WEAR GIRLS	EACH	450.00	300.00	350.00	600.00	1000.00	550.00
AWAMI-SUIT W & W(BOY) 24"/26	SUIT	475.00	1000.00	850.00	687.50	500.00	550.00
AWAMI-SUIT W&W (GENTS)AV.QLTY	SUIT	675.00	900.00	850.00	875.00	700.00	1100.00
PULLOVER GENTS OXFORD/BON.	EACH	3250.00	2000.00	2000.00	2800.00	2000.00	2250.00
PULLOVER LADIES OXFORD/BON.	EACH	3350.00	2150.00	2175.00	3000.00	2750.00	2000.00
PULLOVER (GENTS) OTHERS A.QTY	EACH	725.00	600.00	575.00	1350.00	950.00	1800.00
SECOND-HAND COAT FOR MEN	EACH	300.00	250.00	250.00	350.00	300.00	325.00
SECONDHAND SWEETER FOR MEN DUP QLTY	EACH	350.00	200.00	200.00	350.00	220.00	200.00
SECONDHAND WINTER JACKET	EACH	325.00	275.00	250.00	175.00	300.00	275.00
UNDERWEAR AV.QLTY MEDIUM SIZE	EACH	65.00	100.00	90.00	110.00	200.00	65.00
VEST FOR MEN AV.QLTY.	EACH	75.00	130.00	105.00	107.50	200.00	130.00
VEST/SHAMEEZ (WOMEN) AVG. QLTY	EACH	105.00	160.00	170.00	115.00	280.00	100.00
SOCKS NYLON (PAKISTANI)	PAIR	67.50	120.00	120.00	75.00	80.00	70.00
BRASSIER AV.QLTY.	EACH	100.00	120.00	120.00	115.00	200.00	130.00
BRASSIER SUP QLTY	EACH	250.00	200.00	200.00	300.00	500.00	212.50
DOPATTA GEORGETTE AV.QLTY.	EACH	210.00	300.00	300.00	235.00	330.00	190.00
DOPATTA COTTON AV GLTY	EACH	125.00	245.00	235.00	170.00	350.00	140.00
CHADDAR (W/WEAR) (2x2.5 MTR)	EACH	230.00	300.00	300.00	312.50	400.00	525.00
LUNGI/DHOTI(COTTON) AVG. QLTY	EACH	240.00	250.00	265.00	450.00	350.00	200.00
HANDKERCHIEF AVG. QLTY PAK	EACH	30.00	50.00	60.00	45.00	70.00	45.00
HANDKERCHIEF SUP. QLTY PAK	EACH	50.00	65.00	70.00	95.00	90.00	65.00
GLOVES AV QLTY	PAIR	55.00	95.00	85.00	60.00	300.00	45.00
AZARBAND COTTON AVG. QLTY	EACH	12.50	20.00	20.00	13.50	20.00	47.50
SEWING THREAD/REEL(ASLI PARI)	EACH	4.00	7.00	7.00	7.00	6.00	5.50
WASHING CHARGES PAINT & SHIRT	SUIT	65.00	60.00	60.00	75.00	170.00	100.00
DRY CLEANING SUIT COAT PANT	SUIT	150.00	275.00	300.00	200.00	175.00	155.00
WASHING CH. (KAMIZ-SHALWAR)	PAIR	40.00	50.00	50.00	80.00	60.00	65.00
TAILORING SHIRT	EACH	265.00	250.00	250.00	300.00	300.00	275.00
TAILORING CHARGES PANT (MEN)	EACH	425.00	375.00	500.00	400.00	375.00	700.00
TAILORING COAT-PANT SUIT	SUIT	3250.00	3250.00	4000.00	3500.00	3250.00	3500.00
TAILORING AWAMI-SUIT (MALE)	SUIT	650.00	550.00	550.00	575.00	500.00	475.00
TAILORING SUIT FEMALE	SUIT	600.00	400.00	450.00	575.00	400.00	375.00
GENTS SHOES PAUL BATA	PAIR	1199.00	1199.00	1199.00	1199.00	1199.00	1199.00
GENTS SANDAL BATA	PAIR	699.00	699.00	699.00	699.00	699.00	699.00
GENTS SPOUNG CHAPPAL BATA	PAIR	179.00	179.00	179.00	179.00	179.00	179.00
LADIES SANDAL BATA	PAIR	499.00	499.00	499.00	499.00	499.00	499.00
LADIES SPOUNG CHAPPAL BATA	PAIR	179.00	179.00	179.00	179.00	179.00	179.00
CHILD SHOE POWER LITE BATA	PAIR	599.00	599.00	599.00	599.00	599.00	599.00
GENTS SHOE, ART 1109 SERVICE	PAIR	999.00	999.00	999.00	999.00	999.00	999.00
NYLON JOGGER 27 SIZE 2-5 ***	PAIR	1299.00	1299.00	1299.00	1299.00	1299.00	1299.00
CHINA FOOT WEAR AV. QLTY (MALE) *	PAIR	475.00	850.00	750.00	500.00	250.00	750.00
CHINA FOOT WEAR AV. QLTY (FEMALE) *	PAIR	300.00	600.00	600.00	350.00	250.00	550.00

Contd.

### 7.11 Intercity Consumer Prices February, 2017

Description	Unit	Quetta	Turbat	Gawadar	Loralai	Khuzdar	D.M. Jamali
CHINA FOOT WEAR AV. QLTY (CHILDREN) *	PAIR	285.00	550.00	600.00	300.00	250.00	400.00
SHOE REPAIR HALF SOLE	PAIR	90.00	120.00	150.00	75.00	90.00	85.00
SHOES POLISH CHARGES AVERAGE SHOP	PAIR	20.00	30.00	30.00	17.50	20.00	20.00
HOUSE RENT (combined)	MONTH	11525.00	5414.29	6619.05	4841.18	1997.00	3624.14
rent 2	pm	11525.00	5414.29	6619.05	4841.18	1997.00	3624.14
RENT3	PM	11525.00	5414.29	6619.05	4841.18	1997.00	3624.14
RENT4	PM	11525.00	5414.29	6619.05	4841.18	1997.00	3624.14
RENT5	PM	11525.00	5414.29	6619.05	4841.18	1997.00	3624.14
RENT6	PM	11525.00	5414.29	6619.05	4841.18	1997.00	3624.14
SYNTHETIC ENEMAL ROBIALAC BALTI 3.64 LTR.	EACH	1650.00	1600.00	1820.00	1550.00	1900.00	1800.00
SYNTHETIC ENEMAL ICI BALTI 3.64 LTR.	EACH	1875.00	1800.00	2150.00	1650.00	1900.00	1450.00
CEMENT (LOCAL) SPECIFY BRAND NAME	BAG	550.00	550.00	560.00	530.00	580.00	515.00
BRICKS (NEW) IST CLASS	P/1000	6250.00	0.00	0.00	8500.00	5000.00	5750.00
CEMENT BLOCKS (6"x8"x12")	P/100	0.00	1950.00	2000.00	2100.00	1900.00	0.00
BAJREE	100CFT	4250.00	3400.00	4000.00	3150.00	5000.00	2400.00
SAND (BLACK PIT SAND)	K100CFT	3250.00	3000.00	3000.00	3225.00	0.00	2200.00
TIMBER SHESHAM LOG IST QUALITY	cubmt.	55582.00	0.00	0.00	0.00	0.00	0.00
IRON BAR (M.S. BAR) 1/2"	P/TON	73000.00	77500.00	77500.00	72000.00	70000.00	72000.00
CARPANTER WAGE RATE	P/DAY	900.00	1050.00	1000.00	1000.00	1000.00	700.00
MASON (RAJ) WAGE RATE	P/DAY	1100.00	1500.00	1500.00	1200.00	1000.00	800.00
UNSKILLED LABOUR WAGE RATE	P/DAY	550.00	650.00	700.00	600.00	500.00	375.00
PLUMBER WAGE RSTE	P/DAY	800.00	1100.00	1200.00	950.00	1000.00	700.00
ELECTICIAN WAGE RATE PER DAY **	P/DAY	750.00	1200.00	1100.00	800.00	0.00	600.00
ELECTICIAN WAGE RATE PER POINT **	P/PNT	150.00	100.00	100.00	135.00	100.00	125.00
WATER CHARGES PER HOUSE	P/MONTH	125.00	150.00	300.00	0.00	190.00	300.00
ELECT.CHARGES UPTO 50 UNITS	P/UNIT	2.00	2.00	2.00	2.00	2.00	2.00
ELECT.CHARGES 01 - 100 UNIT	P/UNIT	6.18	6.18	6.18	6.18	6.18	6.18
ELECT.CHARGES 101 - 300 UNIT	P/UNIT	9.54	9.54	9.54	9.54	9.54	9.54
ELECT.CHARGES 301 - 1000 UNIT	P/UNIT	16.39	16.39	16.39	16.39	16.39	16.39
ELECT.CHARGES ABOVE 1000 UNIT	P/UNIT	18.39	18.39	18.39	18.39	18.39	18.39
ELEC	PM	10.50	10.50	10.50	10.50	10.50	10.50
GAS CHRg upto 3.3719 MMBUT	MMBTU	128.70	0.00	0.00	0.00	0.00	128.70
GAS CHRg 3.3719 - 6.7438 MMBUT	MMBTU	257.40	0.00	0.00	0.00	0.00	257.40
GAS CHRg 6.7438 - 10.1157 MMBUT	MMBTU	257.40	0.00	0.00	0.00	0.00	257.40
GAS CHRg10.1157 - 13.4876 MMBUT	MMBTU	702.00	0.00	0.00	0.00	0.00	702.00
GAS	PM	702.00	0.00	0.00	0.00	0.00	702.00
GAS	PM	409.50	0.00	0.00	0.00	0.00	409.50
KEROSENE OIL	LTR	55.00	105.00	100.00	110.00	50.00	95.00
FIREWOOD WHOLE	40 KG.	650.00	360.00	400.00	575.00	550.00	475.00
CHAIR SHESHAM WOOD WITH ARMS **	EACH	1150.00	2000.00	2200.00	1800.00	1600.00	1900.00
CHAIR PLASTIC (CHAIRMAN) AVERAGE QUALITY	EACH	550.00	800.00	850.00	587.50	1400.00	825.00
TABLE SHESHAM WOOD (4X2X5") ***	EACH	5500.00	3900.00	3800.00	4500.00	5000.00	5625.00
SOFASET WOODEN WITH FOAM SEAT **	SET	30000.00	10000.00	12000.00	10000.00	12000.00	12000.00
COT IRON (WITH NIWAR)AV.QLTY.	EACH	2600.00	2900.00	2500.00	1675.00	2400.00	2800.00
ALMIRAH (STEEL) 6'X3' 20 GUAGE	EACH	9000.00	10000.00	10000.00	7750.00	12000.00	13000.00
DINNING TABLE 6 CHAIRS A.QLTY	SET	13000.00	24000.00	28000.00	11000.00	10500.00	17500.00
SINGLE BED WITHOUT FOAM MED.	EACH	6500.00	3700.00	3600.00	4500.00	9000.00	5750.00
MATRESS SINGLE(4"THICK)	EACH	3750.00	3500.00	3100.00	3600.00	4500.00	5750.00
FARSHI DARI 12'X9' AV.QLTY	EACH	1000.00	600.00	470.00	1000.00	2000.00	3000.00
DARI COTTON (6'x2 1/2') AV.QL	EACH	475.00	380.00	300.00	500.00	2000.00	425.00
CARPET PLAIN AV. QLTY	SQFT.	61.50	90.00	120.00	42.50	35.00	45.00
QUILT (LIHAF) 3 KG. COTTON	EACH	700.00	500.00	500.00	600.00	1200.00	675.00
BLANKET (90" x 54")	EACH	2000.00	2550.00	2950.00	3400.00	4200.00	5250.00
BEDSHEET SINGLE BED SUP.QLTY	EACH	575.00	425.00	445.00	575.00	1500.00	550.00
TOWEL(3'x2') AV. QALTY	SET	575.00	590.00	1462.50	725.00	1600.00	950.00
CEILING FAN 48" SUPER QLTY **	EACH	150.00	200.00	300.00	310.00	450.00	225.00
PEDESTAL FAN 22" SUPER QLTY	EACH	2650.00	3700.00	3600.00	2800.00	3300.00	3700.00
REFG. DAWLENCE 10 CFT. D.DOOR	EACH	3600.00	4000.00	4000.00	3500.00	3600.00	4500.00
D-FREEZER WAVES 8 CFT.	EACH	29500.00	38500.00	37500.00	24500.00	33000.00	35000.00
AIRCONDITIONER 1.5 TON PEL	EACH	33450.00	35000.00	34000.00	23500.00	36000.00	0.00
SPLIT AIR CONDITIONER 1.5 TON (SPECIFY BRAND NAME)	EACH	45000.00	60000.00	54500.00	40000.00	51000.00	49500.00
AIRCOOLER SUPER ASIA	EACH	47000.00	45500.00	46000.00	43500.00	39000.00	47500.00
	EACH	11500.00	9500.00	9000.00	10500.00	10500.00	10000.00

Contd.

### 7.11 Intercity Consumer Prices February, 2017

Description	Unit	Quetta	Turbat	Gawadar	Loralai	Khuzdar	D.M. Jamali
WASHING MACHINE SINGER	EACH	15200.00	14700.00	14700.00	13950.00	14700.00	14700.00
SEWING MACHINE(SINGER)	EACH	5210.00	5400.00	5250.00	4975.00	5210.00	5210.00
GIZER LARGE SIZE 30 GALLON CAPACITY SUP QLTY	EACH	12500.00	18000.00	16000.00	12000.00	20000.00	14750.00
GAS BURNER DOUBLE SPFY.BRAND	EACH	1250.00	1350.00	1200.00	1850.00	2600.00	1500.00
ELECT. IRON PHILIPS MDL.1120	EACH	1150.00	1350.00	1200.00	1900.00	1300.00	1450.00
ELECTRIC JUICER FOR APPLE	EACH	3800.00	3700.00	3600.00	3500.00	2800.00	4000.00
S.STEEL DEGHCHI MEDIUM SIZE ***	EACH	500.00	950.00	900.00	500.00	900.00	575.00
ALUMINIUM COOKING PAN (DEGCHI ) MED SIZE	EACH	425.00	750.00	800.00	400.00	600.00	500.00
NON STICK COOKING PAN (DEGCHI ) SUP. QLTY	EACH	350.00	1050.00	1200.00	345.00	600.00	650.00
FRYING PAN STEEL AVG. QLTY MED. SIZE	EACH	260.00	290.00	250.00	210.00	800.00	475.00
TAWA IORN (MEDIUM SIZE) AVG. QLTY	EACH	200.00	300.00	300.00	225.00	400.00	300.00
S.STEEL PLATE A.QLTY.(M.SIZE)	EACH	85.00	95.00	85.00	47.50	130.00	65.00
TABLE SPOON S.STEEL SUP.QLTY.	DOZEN	325.00	285.00	300.00	355.00	500.00	420.00
WATER SET JUG+6 GLASSES (OMROC)	SET	340.00	600.00	500.00	830.00	900.00	525.00
TEA SET PAK. CHINAWARE 21 PCS.	SET	1100.00	1200.00	1500.00	2500.00	1400.00	2250.00
DINNER SET PLASTIC 72 PIECES SUPERIOR QLTY	SET	4750.00	3450.00	3000.00	5466.67	2700.00	4450.00
HOTPOT SET PLASTIC 3 PCS.	SET	1050.00	600.00	1200.00	1200.00	1600.00	1900.00
BUCKET(BALTI) PLASTIC MED.SIZ	EACH	285.00	380.00	395.00	275.00	450.00	275.00
LOTA PLASTIC (MED SIZE) AVERAGE QUALITY	EACH	40.00	60.00	60.00	50.00	90.00	60.00
PRESURE COOKER 4 LTR.	EACH	1100.00	1400.00	1600.00	1333.33	1600.00	1225.00
WATER COOLER 9/10 LTR.PLASTIC ***	EACH	500.00	700.00	700.00	540.00	600.00	950.00
THERMOS STARVAC 1 LTR	EACH	375.00	710.00	675.00	425.00	700.00	350.00
BULB PHILIPS 100-WATTS	EACH	30.00	30.00	30.00	35.00	30.00	30.00
TUBE LIGHT PHILIPS 40 WATTS	EACH	100.00	135.00	140.00	135.00	100.00	95.00
ELECTRIC BLUBS "0" WATTE LOCAL	EACH	20.00	25.00	20.00	30.00	20.00	25.00
ELECTRIC BLUB ENERGY SAVER 14 WATTS	EACH	180.00	120.00	140.00	180.00	150.00	180.00
WASHING SOAP 250 GMS SPECIFY BRAND NAME	EACH	30.00	24.00	25.00	32.50	40.00	35.00
SURF EXCEL 400 GMS POLY BAG	EACH	130.00	113.00	110.00	130.00	130.00	130.00
WASHING POWDER 1000 GRM	EACH	175.00	192.50	185.00	250.00	155.00	185.00
WASHING POWDER (WHEEL/ BONUS) 100 GRAMS	EACH	85.00	98.00	100.00	150.00	85.00	95.00
CLEANSER POWDER VIM 1000 GM	PKT.	72.00	70.00	80.00	80.00	66.67	75.00
FINIS 500 ML	BOTTLE	187.50	190.00	180.00	187.50	190.00	200.00
PHNYLE TYPHONE/FINIS/CARRANITE 3 LITRES	BOTTLE	120.00	139.00	140.00	140.00	190.00	140.00
HARPIC	BOTTLE	130.00	145.00	150.00	150.00	150.00	150.00
BOOT POLISH CHERRY/KIWI 50ML	EACH	105.00	85.00	98.00	95.00	100.00	105.00
ROBIN BLUE (35 GRAMS)	PKT.	35.00	25.00	30.00	55.00	25.00	25.00
TISSU PAPER PERFUMED 100 PCS.	PKT	100.00	100.00	95.00	130.00	120.00	110.00
TOILET PAPER ROLL (R.PETEL)	P/ROLL	40.00	40.00	40.00	40.00	40.00	40.00
BOOT POLISH LIQUID CHEERY BLOSSOM KIWI 75 ML	BOTTLE	125.00	120.00	120.00	130.00	130.00	140.00
MATCH BOX SMALL	EACH	2.00	2.00	2.00	2.00	2.50	1.50
DRY CELL 1.5 VOLT(LOCAL)	EACH	15.00	15.00	15.00	25.00	30.00	24.50
HAND STITCHING NEEDLE M.SIZE	PACKET	5.00	8.00	8.00	6.00	12.00	5.00
SEWING MACHINE NEEDLE (SINGER)	EACH	5.00	2.00	2.00	5.00	8.00	5.00
HOUSEHOLD SERVANT FEMALE P/T	P/MNTH	1350.00	4000.00	4000.00	1500.00	3500.00	900.00
MARRIAGE HALL WITH FURNITURE	P/HEAD	80.00	50.00	50.00	50.00	50.00	50.00
SEPTRAN TABLETS	10TAB.	20.00	20.00	20.00	20.00	20.00	19.30
BRUFEN TABS 200-MG.	10TAB.	10.00	15.00	15.00	10.00	13.00	10.00
PANADOL TAB. EXTRA/PLAIN	10TAB.	12.00	15.00	15.00	12.00	12.00	12.00
DISPRIN TAB.	10TAB.	12.00	15.00	15.00	12.00	13.00	12.70
TRISIL TAB.	10 TAB	10.00	15.00	15.00	10.00	10.00	10.00
FLAGYL TAB. 200 MG.	10TAB.	10.00	10.00	10.00	10.00	10.00	10.00
VENTOLIN TAB. 2MG.	10TAB.	10.00	10.00	10.00	10.00	10.00	10.00
DAONIL TAB. 5 MG.	10TAB.	17.00	18.00	18.00	17.00	17.00	17.00
ENTOX TAB.	10TAB.	15.00	12.00	12.00	15.00	10.00	15.00
RENITEC TAB. 5 MG.	10TAB.	59.00	60.00	60.00	58.00	59.00	58.50
CAC. 1000 TAB	BOTTLE	122.00	122.00	122.00	122.00	122.00	122.00
AMOXIL CAPSOLE 250 MG.S	10CAP.	36.00	40.00	40.00	36.00	35.00	35.70
CALCIUM SYRUP SANDOZ	BOTTLE	65.00	65.00	65.00	65.00	64.00	64.00
LEDERPLEX SYRUP	BOTTLE	53.00	50.00	50.00	53.00	53.00	52.74
SANCOS SYRUP (50 ML.)	BOTTLE	30.00	30.00	30.00	30.00	30.00	30.00
PHENERGAN SYRUP 120 ML.	BOTTLE	33.00	35.00	33.00	33.00	33.00	33.00
CALPOL SYRUP 60 ML.	BOTTLE	28.00	28.00	28.00	28.00	28.00	28.00
HYDRYLLIN SYRUP 120 ML.	BOTTLE	69.00	70.00	70.00	69.00	69.00	69.00

Contd.

### 7.11 Intercity Consumer Prices February, 2017

Description	Unit	Quetta	Turbat	Gawadar	Loralai	Khuzdar	D.M. Jamali
POLYFAX EYE OINTMENT	TUBE	21.00	22.00	25.00	21.00	21.00	21.50
BETNESOL EYE DROPS	BOTTLE	34.00	34.45	33.89	34.00	34.00	33.89
EAR DROPS (CARDISPORINE) ***	BOTTLE	23.00	21.00	21.00	25.00	21.00	21.42
BETNOVATE-N OINTMENT 5 GMS	TUBE	16.00	16.00	17.00	16.00	16.00	16.00
BURNOL CREAM 30 GRM	TUBE	55.42	55.42	55.42	55.42	55.42	55.42
VICKS VAPORUB/BALM	BOTTLE	36.00	36.00	37.00	36.00	36.00	36.00
GLYCRINE SMALL BOTTLE	BOTTLE	45.00	30.00	30.00	36.00	25.00	15.00
JOUHAR JOSHANDA	PKT.	10.00	8.50	8.00	10.00	10.00	10.00
GALXOS-D (450 GRMS)	PKT.	151.88	150.00	150.00	146.00	140.00	157.50
GRIPE-WATER WOODWARDS	BOTTLE	50.00	55.00	55.00	55.00	55.00	55.00
SANIPLAST ONE PUTTY	EACH	1.50	3.00	3.00	2.00	2.00	1.45
O.R.S. (NIMCOL)	PKT.	15.00	17.00	17.00	15.00	17.00	17.00
DETTOL (MEDIUM)	BOTTLE	65.00	65.00	65.00	65.00	65.00	65.00
COTTON BANDAGE 2" - 4"	EACH	10.00	20.00	20.00	13.00	30.00	10.00
THERMOMETER CHINA	EACH	35.00	50.00	50.00	35.00	50.00	40.00
DOCTOR (MBBS) CLINIC FEE	P/PAT.	200.00	350.00	400.00	200.00	250.00	150.00
URINE TEST (DR) CHARGES	P/TEST	80.00	300.00	300.00	100.00	100.00	85.00
BLOOD TEST (CP) CHARGES	P/TEST	200.00	350.00	350.00	200.00	150.00	225.00
SUGAR TEST (RANDOM/FASTING BOTH) CHARGES	P/TEST	175.00	300.00	300.00	150.00	150.00	200.00
ECG CHARGES	P/TEST	175.00	400.00	400.00	200.00	300.00	150.00
X-RAY (CHEST) CHARGES	P/X-RAY	300.00	500.00	550.00	250.00	250.00	350.00
CAR SUZUKI 800 CC (W/O. A/C)	EACH	625000.00	0.00	0.00	0.00	0.00	0.00
CAR SUZUKI 1000 CC	EACH	1149000.00	0.00	0.00	0.00	0.00	0.00
CAR TOYOTA 1300 CC	EACH	1800500.00	0.00	0.00	0.00	0.00	0.00
CAR HONDA CIVIC	EACH	2053000.00	0.00	0.00	0.00	0.00	0.00
MOTORCYCLE HONDA CD-70.	EACH	63500.00	68000.00	69000.00	66000.00	0.00	65500.00
MOTORCYCLE YAMAHA 100CC.	EACH	77000.00	79000.00	80000.00	81000.00	0.00	0.00
MOTOR CYCLE HERO 70 CC	EACH	44000.00	50000.00	0.00	50000.00	0.00	0.00
BICYCLE WITH TYRES & TUBES	EACH	7062.50	6000.00	6500.00	7500.00	0.00	7500.00
TYRE CAR WITH TUBE GENERAL	EACH	3250.00	4000.00	4000.00	3200.00	4000.00	3300.00
TYRE MOTOR CYCLE WITHOUT TUBE	EACH	1050.00	1350.00	1400.00	1125.00	1300.00	1100.00
TYRE CYCLE SPECIFY BRAND NAME	EACH	350.00	300.00	300.00	335.00	500.00	475.00
TYRE CAR W/O TUBE	EACH	2950.00	3500.00	3500.00	2350.00	6000.00	2800.00
PETROL SUPER	LITRE	71.29	71.29	71.29	71.29	71.29	71.29
HIGH SPEED DIESEL HSD	LITRE	80.48	80.48	80.48	80.48	80.48	80.48
CNG	K.G.	78.10	0.00	0.00	0.00	0.00	78.00
GAS CYLINDER STAND. SIZE	EACH	1275.00	770.00	770.00	1275.00	1000.00	1700.00
MOTOR CYCLE SERVICE CHARGES	EACH	275.00	200.00	250.00	200.00	400.00	200.00
CAR SERVICE CHARGES	EACH	450.00	350.00	500.00	375.00	500.00	300.00
TYRE PUNCTURE CHARGES	EACH	45.00	100.00	85.00	50.00	80.00	65.00
CYCLE OVERHAULING CHARGES	EACH	190.00	150.00	275.00	190.00	300.00	100.00
CAR TAX FOR 800CC TO 1300CC	YEARLY	400.00	400.00	400.00	400.00	400.00	400.00
TRAIN FARE ECO. 1-100 KM.	P/KM.	0.68	0.68	0.68	0.00	0.00	0.68
TRAIN FARE ECO. 101-500 KM.	P/KM.	0.98	0.00	0.98	0.00	0.00	0.98
TRAIN FARE ECO. > 500 KM.	P/KM.	0.89	0.89	0.89	0.00	0.00	0.89
TRAIN FARE IST SLP. 1-100KM	P/KM.	2.10	2.10	2.10	0.00	0.00	2.10
TRAIN FARE IST SLP.101-500 KM	P/KM.	2.59	2.59	2.59	0.00	0.00	2.59
TRAIN FARE IST SLP. > 500 KM	P/KM.	1.99	1.99	1.99	0.00	0.00	1.99
TRAIN FARE A/C SLP. 1-100KM.	P/KM.	5.76	5.76	5.76	0.00	0.00	5.76
TRAIN FARE A/C SLP.101-500KM	P/KM.	4.59	4.59	4.59	0.00	0.00	4.59
TRAIN FARE A/C SLP > 500KM.	P/KM.	4.16	4.16	4.16	0.00	0.00	4.16
PLATEFORM TICKET	EACH	10.00	5.00	10.00	0.00	0.00	10.00
AUTO RICKSHAW FARES	KM/MIN	65.00	40.00	55.00	50.00	65.00	50.00
FULL TONGA CHARGES	KM/MIN	80.00	0.00	0.00	50.00	0.00	0.00
TAXI 4 SEATER FARE	KM/MIN	60.00	50.00	60.00	60.00	60.00	60.00
BUS FARE MIN (WITHIN CITY)	TICKET	20.00	0.00	0.00	0.00	0.00	0.00
BUS FARE MAX (WITHIN CIT	TICKET	18.00	0.00	0.00	0.00	0.00	0.00
BUS FARE OUTSIDE CITY	P/KM.	0.90	0.90	0.90	0.90	0.90	0.90
A/C BUS FARE OUTSIDE CITY	P/KM.	1.32	1.32	1.32	1.32	1.32	1.32
MINIBUS FARE MIN.WITH IN CITY	TICKET	20.00	0.00	35.00	0.00	0.00	0.00
MINIBUS FARE MAX.WITH IN CITY	TICKET	20.00	0.00	0.00	0.00	0.00	0.00
SUZUKI FARE MIN.WITH IN CITY	TICKET	0.00	10.00	10.00	0.00	15.00	0.00
SUZUKI FARE MAXIMUM W.IN CITY	TICKET	0.00	30.00	40.00	0.00	30.00	0.00

Contd.

### 7.11 Intercity Consumer Prices February, 2017

Description	Unit	Quetta	Turbat	Gawadar	Loralai	Khuzdar	D.M. Jamali
AIR FARE ECONOMY CLASS.	P/KM.	19.26	19.26	19.26	0.00	19.26	0.00
POSTAL ENVELOPE DOMESTIC	EACH	8.00	8.00	8.00	8.00	8.00	8.00
ENVELOPE FOR SAUDI ARABIA	EACH	50.00	50.00	50.00	50.00	50.00	50.00
POSTAL REGISTRATION CHARGES	EACH	28.00	38.00	38.00	38.00	28.00	38.00
U.M.S. REG CHARGES MIN.	EACH	59.00	60.00	60.00	59.00	59.00	60.00
T.C.S. CH. MIN.WITH IN ZONE	EACH	110.00	150.00	150.00	220.00	150.00	150.00
TELEPHONE CHARGES LOCAL CALL	P/CALL	3.94	3.94	3.94	3.94	3.94	3.94
TEL CHARGES OUT SIDE CITY	P/CALL	3.94	3.94	3.94	3.94	3.94	3.94
INTERNET CHARGES	P/HOUR	25.00	30.00	30.00	50.00	20.00	30.00
MOBILE CELL CHARGES	P/UNIT	3.00	3.00	3.00	3.00	4.00	3.00
FAX CHARGES (LOCAL)	P/PAGE	15.00	30.00	25.00	20.00	20.00	15.00
TELEPHONE SET AV. QLTY	EACH	575.00	850.00	800.00	1100.00	800.00	850.00
MOBILE SET NOKIA/SONY/ERICSON/SAMSUNG WITHOUT CAMERA	EACH	3000.00	2100.00	2100.00	2775.00	2500.00	3750.00
T.V. 20" COLORED WEGA H-A21.	EACH	18000.00	10500.00	11000.00	18000.00	17500.00	20000.00
T.V 20" COLOR CHINA/KORIA)	EACH	13000.00	7000.00	8000.00	12000.00	8500.00	16500.00
V.C.P. PANASONIC/LG/NAT	EACH	6900.00	4500.00	0.00	6000.00	0.00	6500.00
DVD/VCD PLAYER PANASONIC/LG	EACH	5200.00	3500.00	0.00	4800.00	3000.00	4750.00
RADIO WITH C.PLAYER NATIONAL	EACH	1925.00	1600.00	2375.00	2000.00	1900.00	1650.00
PERSONNEL COMPUTER (BRANDED)	EACH	42000.00	28000.00	28000.00	32333.33	28000.00	28000.00
VID. CASSETTE BLK. TDK/SONY	EACH	155.00	150.00	150.00	150.00	0.00	0.00
COM. C.D. (TDK/IMATION)	EACH	72.50	45.00	40.00	43.33	40.00	60.00
TAPE RECORDER CASSETTE BLANK	EACH	40.00	40.00	37.50	35.00	45.00	30.00
VIDEO GAME SEGA 16 BYTE	EACH	1150.00	1000.00	1000.00	1250.00	1000.00	0.00
CINEMA A/C. HIGH CLASS	TICKET	0.00	0.00	0.00	0.00	0.00	0.00
CINEMA NON-A/C HIGH CLASS	TICKET	150.00	0.00	0.00	20.00	0.00	0.00
CABLE CHARGES	P/MONTH	400.00	350.00	300.00	300.00	300.00	300.00
TV.LICENCE FEE DOMESTIC	YEARLY	420.00	420.00	420.00	420.00	420.00	420.00
ENGLISH BOOK CLASS V1	EACH	59.00	59.00	59.00	59.00	59.00	59.00
ENGLISH BOOK CLASS IX OR X	EACH	56.00	56.00	56.00	56.00	56.00	56.00
ENG. BOOK IST.YR COMPLETE SET	EACH	65.00	65.00	65.00	65.00	65.00	65.00
ENGLISH BOOK BA/B.SC	EACH	175.00	175.00	175.00	175.00	175.00	175.00
URDU BOOK CLASS V (T.B.BORD)	EACH	75.00	75.00	75.00	75.00	75.00	75.00
URDU BOOK CLASS IX/X(T.B.B)	EACH	63.50	63.50	63.50	63.50	63.50	63.50
URDU BOOK IST.YEAR/INTER	EACH	85.00	85.00	85.00	85.00	85.00	85.00
URDU BOOK BA/B.SC	EACH	175.00	175.00	175.00	175.00	175.00	175.00
MATHS BOOK CALSS V (T.B.B)	EACH	90.00	90.00	90.00	90.00	90.00	90.00
MATHS BOOK CLASS IX OR X	EACH	130.50	130.50	130.50	130.50	130.50	130.50
MATHS BOOK IST.YEAR (T.B.B)	EACH	138.00	138.00	138.00	138.00	138.00	138.00
PAKISTAN STUDIES BOOK BA/B.SC	EACH	300.00	300.00	300.00	300.00	300.00	300.00
DAILY "DAWN"	P/COPY	20.00	19.00	19.00	20.00	19.00	20.00
DAILY "JANG"	P/COPY	13.00	12.00	12.00	13.00	12.00	13.00
DAILY "NAWA-E-WAQT"	P/COPY	13.00	12.00	12.00	12.00	12.00	13.00
WEEKLY "AKHBAR-E-JAHAN"	P/COPY	55.00	55.00	55.00	55.00	55.00	55.00
WEEKLY "MAG"	P/COPY	45.00	45.00	45.00	45.00	45.00	45.00
MONTHLY "NAUNEHAL DIGEST"	P/COPY	35.00	35.00	35.00	35.00	35.00	35.00
PAPER FOOLSCAPE (27"x17")	QUIRE	27.50	25.00	27.00	35.00	60.00	42.50
EXERCISE.BOOK LINED 80/100 PGS	EACH	37.50	40.00	40.00	60.00	60.00	27.50
PENCILGOLDFISH/DEER	EACH	6.00	5.00	6.00	7.00	10.00	5.00
PEN INK DOLLOR 57 ML BOTTLE	EACH	20.00	20.00	20.00	20.00	20.00	20.00
PHOTOSTATE PAPER 70 GM	PRT	355.00	530.00	550.00	400.00	450.00	350.00
BALL PEN (local)	EACH	10.00	8.00	7.00	5.00	10.00	8.50
FOUNTAIN PEN HERO/WINGS/CHINA	EACH	35.00	40.00	50.00	50.00	45.00	37.50
PRIVATE SCHOOL FEE ENGLISH MEDIUM AVERAGE STANDARD (CLASS I)	P/ MONTH	750.00	725.00	800.00	600.00	400.00	475.00
PRIVATE SCHOOL FEE ENGLISH MEDIUM AVERAGE STANDARD (CLASS V)	P/ MONTH	1150.00	900.00	900.00	750.00	560.00	550.00
PRIVATE SCHOOL FEE ENGLISH MEDIUM AVERAGE STANDARD (CLASS VI)	P/ MONTH	1200.00	1350.00	1300.00	1000.00	675.00	700.00
PRIVATE SCHOOL FEE ENGLISH MEDIUM AVERAGE STANDARD (CLASS X)	P/ MONTH	1400.00	1600.00	1600.00	1200.00	635.00	950.00
PRIVATE MEDICLLE COLLEGE FEE MBBS (1ST YEAR)	P/ MONTH	29166.66	0.00	0.00	0.00	29166.66	0.00
PRIVATE ENGINEERING COLLEGE FEE (ISTR YEAR)	P/ MONTH	3380.00	0.00	0.00	0.00	3380.00	0.00
GOVT. COLLEGE FEE IST. YEAR	MONTH	16.67	16.67	16.67	16.67	16.67	16.67
GOVT. COLLEGE FEE 4TH. YEAR	MONTH	16.67	16.67	16.67	16.67	16.67	16.67
GOVT. UNIVERSITY FEE MSC.	MONTH	285.83	350.00	350.00	350.00	285.83	350.00
GOVT. MED. COLLEGE FEE MBBS	MONTH	1500.00	0.00	0.00	0.00	1500.00	0.00
GOVT. ENGG. COLL. FEE I YEAR	MONTH	1408.33	0.00	3850.00	0.00	850.00	850.00

Contd.

### 7.11 Intercity Consumer Prices February, 2017

Description	Unit	Quetta	Turbat	Gawadar	Loralai	Khuzdar	D.M. Jamali
COACHING FEE FOR CLASS IX/X	P/ MONTH	500.00	1200.00	1500.00	600.00	600.00	1000.00
COACHING CHARGES FOR CLASS 1ST YEAR/INTER (SCIENCE)	P/ MONTH	1000.00	0.00	1500.00	0.00	0.00	1500.00
COACHING CHARGES FOR CLASS 1ST YEAR/INTER (COMMERCE)	P/ MONTH	1000.00	0.00	1500.00	0.00	0.00	1500.00
I.T. TUITION FEES	P/ MONTH	3216.67	0.00	920.00	750.00	3216.67	0.00
MBA TUITION FEES	P/ MONTH	3038.33	0.00	0.00	833.33	3038.33	0.00
BREAD TANDOORI ST. SIZE	EACH	10.00	10.00	10.00	10.00	20.00	10.00
COOKED MUTTON (AV. HOTEL)	PLATE	160.00	130.00	160.00	250.00	230.00	115.00
COOKED BEEF (AV. HOTEL)	PLATE	90.00	90.00	130.00	135.00	180.00	95.00
COOKED DAL (AV. HOTEL)	PLATE	65.00	70.00	85.00	100.00	80.00	40.00
CHICKEN BIRYANI FULL/DOUBLE	PLATE	150.00	150.00	145.00	140.00	80.00	90.00
TEA PREPARED (ORDINARY)	CUP	21.00	20.00	20.00	22.50	20.00	20.00
HAIRCUT CHARGES FOR MEN	P/CUT	100.00	100.00	100.00	80.00	80.00	55.00
BEAUTY PORL HAIR STYL CHARGE	P/STY.	350.00	300.00	350.00	250.00	250.00	225.00
SHAVING CHARGES	PER SHV	60.00	45.00	50.00	60.00	40.00	35.00
LIPSTICK S.MISS/MEDORA	EACH	120.00	90.00	100.00	95.00	100.00	105.00
NAIL POLISH S.MISS/MEDORA	EACH	95.00	80.00	80.00	95.00	100.00	80.00
PERFUME MED.SIZE MEDORA/BROACH	EACH	100.00	100.00	100.00	120.00	200.00	200.00
HAIR-OIL AMLA/CHAMBELI	BOTTLE	100.00	90.00	80.00	105.00	130.00	120.00
TOILET SOAP LUX 95 GRAMS	EACH	32.00	35.00	40.00	42.00	40.00	41.00
TOILET SOAP LIFEBOUY 140 GRM	EACH	37.00	36.00	36.00	36.00	36.00	36.00
TOILET SOAP SAFEGUARD BATH SIZE	EACH	50.00	50.00	45.00	48.00	50.00	48.00
TOOTHPASTE MACKLINES 70 GRM	EACH	50.00	50.00	50.00	50.00	50.00	50.00
TOOTHPAST MED SIZE CLGATE 70 GMS	EACH	65.00	70.00	80.00	65.00	70.00	65.00
TOOTHBRUSH SHEILD A/PLAQUE	EACH	50.00	50.00	50.00	55.00	50.00	47.50
TOOTHPOWDER DENTONIC 90 GRM	EACH	35.00	35.00	35.00	30.00	25.00	30.00
HAIR-COLOUR BEGIN (6 GMS)	EACH	105.00	90.00	90.00	105.00	100.00	105.00
HAIR COLOUR (KALAKOLA)	BOTTLE	130.00	80.00	100.00	105.00	130.00	130.00
FACECREAM PONDS (MEDIUM)	EACH	120.00	100.00	100.00	120.00	180.00	120.00
TALC POWDER VICE ROAY,B.CAT	EACH	145.00	130.00	110.00	140.00	170.00	150.00
BLADE TREET ORDINARY 10'S	PKT.	30.00	30.00	30.00	40.00	50.00	30.00
BLADE 7-O-CLOCK STAIN. 5'S	PKT.	45.00	35.00	35.00	40.00	60.00	30.00
SHAMPOO SUNSILK/PAINTIN 100 ML	BOTTLE	110.00	110.00	110.00	100.00	115.00	100.00
BEAUTY CREAM (FAIR & LOVELY)	EACH	185.00	85.00	180.00	75.00	150.00	185.00
HAIR REMOVING CREAM (EU-CREAM)	TUBE	70.00	60.00	70.00	80.00	70.00	60.00
GEL MEDIUM SIZE	BOTTLE	80.00	60.00	60.00	120.00	150.00	120.00
DISPOSABLE RAZOR GILLET-II	EACH	45.00	45.00	50.00	45.00	50.00	45.00
SHAVING CREAM TOUCH-ME/ADM.	EACH	70.00	50.00	60.00	50.00	70.00	67.50
GOLD TEZABI 24 CT	10 GM.	43320.00	47000.00	46000.00	42750.00	42860.00	43700.00
SILVER TEZABI 24 CT	10 GM.	590.00	1000.00	1100.00	0.00	570.00	685.00
ARTIFICIAL JEWELLARY SET	SET	480.00	500.00	525.00	400.00	450.00	500.00
WRIST WATCH GENTS CITIZEN (ORIGINAL) ***	EACH	2550.00	2550.00	2500.00	2550.00	0.00	2500.00
WRIST WATCH LADIES CITIZEN (ORIGINAL) ***	EACH	2550.00	2500.00	2600.00	2500.00	2500.00	2500.00
WALL CLOCK QUARTZ AV.QLTY	EACH	475.00	450.00	300.00	533.33	500.00	500.00
SUITCASE REXIN (24"x16"x6")	EACH	1500.00	1000.00	1000.00	1200.00	2400.00	1000.00
TRUNK MEDIUM SIZE ***	EACH	1000.00	650.00	3000.00	666.67	2500.00	1200.00
PURSE LADIES (LEATHER) AVERAGE QUALITY	EACH	400.00	350.00	250.00	283.33	500.00	325.00

**7.11 Intercity Consumer Prices  
February, 2017**

Description	Unit	Value in Rupees	
		Average	% Change
<b>FOOD &amp; NON-ALCOHOLIC BEVERAGES</b>			
WHEAT	10 KG.	352.02	0.52
WHEAT FLOUR FINE/SUPERIOR.	KG.	44.44	0.11
WHEAT FLOUR AVG. QLTY	KG.	39.11	-0.05
WHEAT FLOUR BAG	10 KG.	384.74	-0.14
MAIDA	KG.	53.16	-0.34
SUJI	KG.	54.56	-0.33
BESAN AV. QLTY.	KG.	145.94	-9.31
RICE BASMATI SUP. QLTY.	KG.	119.34	2.46
RICE BASMATI 385/386	KG.	79.37	3.77
RICE BASMATI BROKEN AV.QLTY	KG.	64.25	4.00
RICE IRR1-6 (SINDH/PUNJAB)	KG.	47.84	2.24
VERMICELLI	KG.	82.09	0.00
BREAD PLAIN MEDIUM SIZE	EACH	41.11	0.00
RUSK (PAPAY)	KG.	193.28	0.68
BISCUITS-PACKED	PKT	36.95	0.00
BISCUIT-BAKERY (LOOSE)	250 GM	79.27	0.55
CORNFLAKS FAUJI 225 GM.	PKT	184.08	0.01
SAMOSA (VEGATABLE)	EACH	13.34	0.08
PASTRY AV.QLTY.	EACH	26.15	0.50
PATTIES (VEGATABLES)	EACH	21.93	-0.09
NIMCO	250 GM	68.3	0.13
CHIPS	250 GM	74.98	-0.28
BEEF WITH BONE AV.QLTY.	KG	312.83	0.23
MUTTON AV.QLTY.	KG	631.89	0.43
CHICKEN FARM BROILER (LIVE)	KG	140.58	7.91
FISH-RAHU MEDIUM SIZE	KG	288.06	0.62
MILK FRESH (UNBOILED)	LTR.	80.32	0.16
CURD	KG.	93.43	0.34
MILK TETRA PACK 1/2 LTR.	PKT.	59.79	0.00
LACTOGEN 400 GRAMS	PKT.	433.98	0.03
POWDER MILK NIDO 400GM.	PKT	380.84	0.36
MILK POWDER LOOSE/PACKED	KG.	492.28	-0.68
BUTTER LOCAL PACKED	50 GM.	30.77	0.00
EGGS FARM	DOZ	113.24	-8.74
MUSTARD OIL AV.QLTY.	KG.	185.22	0.72
COOKING OIL (DALDA)	2.5LTR	466.47	0.03
COOKING OIL (PAKWAN) OTHER BRAND SPECIFY	2.5 LTR	408.57	1.03
VEGETABLE GHEE TIN	2.5KG.	453.94	0.30
VEGETABLE GHEE (LOOSE)	KG.	149.68	0.58
DATES AV.QLTY.	KG.	168.97	-0.15
PISTACHIO AV.QLTY.	50 GM.	105.23	-0.44
ALMONDS WHOLE AV.QLTY.	KG.	663.48	0.02
COCONUT DRY AV.QLTY.	KG.	304.66	0.13
RAISINS AV.QLTY.	50 GM.	22.66	-0.31
GROUNDNUTS (WITH SHELL)	KG.	205.38	0.05
MALTA/MOSAMBI	DOZ	140.08	8.42
KINNU	DOZ	107.96	9.70
APPLE	KG	117.67	3.58
ALOO BUKHARA	KG	0	
POMEGRANATE (ANNAR)	KG	218.26	8.19
GRAPES	KG	0	
BANANAS	DOZ	68.65	4.86
MANGO KALMI	KG	0	
GUAVA	KG	71.08	7.83
WATERMELON (TURBOOZ)	KG	0	

Contd.

### 7.11 Intercity Consumer Prices February, 2017

Description	Unit	Value in Rupees	
		Average	% Change
MUSKMELON (KHARBOOZA)	KG	0	
SWEETMELON (GARMA)	KG	0	
PULSE MASOOR (WHOLE)	KG.	126.97	-4.40
PULSE MASOOR (WASHED)	KG.	135.59	-4.18
PULSE MOONG (WASHED)	KG.	134.49	-2.42
PULSE MASH (WASHED)	KG.	202.34	-6.16
PULSE GRAM	KG.	143.36	-12.44
GRAM WHOLE BLACK AV QLTY.	KG.	133.97	-9.69
GRAM WHOLE YELLOW AV.QLTY	KG.	181.34	-2.82
BEANS (LAL LOBIA)	KG.	138.88	0.42
POTATOES	KG	23.77	-2.26
ONION	KG	28.14	6.31
TURNIP	KG	26.08	-2.36
RADISH	KG	22.11	0.45
TOMATOES	KG	38.23	28.98
CABBAGE	KG	37.49	-5.59
CAULIFLOWER	KG	34.19	7.35
BRINJAL	KG	36.73	9.84
PUMPKIN	KG	0	
BOTTLEGOURD	KG	0	
LADY FINGER	KG	0	
PEAS	KG	64.59	11.42
SPINACH	KG	22.07	7.19
TINDA	KG	0	
TURAI	KG	0	
KARAILA	KG	0	
ARVI	KG	0	
CHILLIES GREEN	KG	75.6	1.07
CARROT	KG	26.03	-6.70
COCUMBER (KHEERA)	KG	42.01	-17.47
LEMON	250GM	34.05	2.19
SUGAR REFINED	KG.	63.55	-2.47
GUR AV.QLTY	KG.	84.29	0.18
HONEY LANGANESE 500 GM.	BOTTLE	830.81	0.99
MILO 200 GM.	BOTTLE	215.35	0.04
CUSTARD POWDER RAFHAN 300 GM.	PKT	79.96	0.21
TOFFEE (HILAL)	EACH	1.44	0.00
CHOWKELATE CANDY (SMALL SIZE)	EACH	5.4	0.00
SWEETMEAT (MIXED)	KG	321.04	0.17
ICE CREAM WALLS	CUP.	41.09	0.00
ICE	KG	10.67	0.00
JAM AHMED/MITCHELLES	BOTTLE	136.46	0.00
SQUASH-MITCHELLES	BOTTLE	158	0.16
ROOH AFZA	BOTTLE	161.77	0.36
JAM-E-SHIREEN	BOTTLE	168.09	0.95
SAUNF	50 GM	18.31	1.22
CINAMON LOOSE AV. QLTY	50 GM.	27.1	0.37
CUMINSEED WHITE NATIONAL	50 GM.	53.25	0.19
PEPPER BLACK NATIONAL	50 GM.	104.04	0.44
CLOVES LOOSE AV.QLTY	50 GM.	90.04	0.69
CARDAMOM LARGE LOOSE AV.QLTY	50 GM.	141.66	0.50
CARDAMOM SMALL AV.QLTY	50 GM.	109.02	2.51
SALT-POWDERED (LAHORI) LOOSE	KG.	10.84	0.93
SALT POWDERED (NATIONAL/SHAN)	PKT	24.95	0.00
CHILLIES POWD.NATIONAL 200GM	PKT	106.15	0.00
CHILLIES POWDER LOOS	KG.	269.45	-0.42
CORRIANDER SEED POWD.NATIONAL	PKT	101.62	0.03

Contd.



### 7.11 Intercity Consumer Prices February, 2017

Description	Unit	Value in Rupees	
		Average	% Change
CORRIANDER SEED (LOOSE)	KG.	248.13	-0.91
TURMERIC POWD.NATIONAL 50GM	PKT.	35.75	0.00
CURRY POWD. NATIONAL 200 GM	PKT.	87.08	0.00
TOMATO KETCHUP AHMED/MITCHL	BOTTLE	95.17	0.13
PICKLES AHMED/MITCHELLES	BOTTLE	111.66	0.22
VINEGAR SYNTHETIC (SIRKA)	BOTTLE	76.72	-0.05
GARLIC	KG	300.84	1.32
GINGER	KG	145.71	-1.31
TAPAL DANEDAR TEA 200GM PACKET	PKT	162.39	1.28
TEA LIPTON YELLOW LABEL 200GM.	PKT.	176.54	0.95
TEA LOOSE KENYA AV.QLTY 250GM.	PKT.	155.41	1.97
COFFEE-NESCAFE 75 GM. **	BOTTLE	333.31	0.44
COLD DRINK (STANDARD SIZ)	BOTTLE	25.17	0.00
FRUIT JUICE TETRA PACK	PKT.	19.39	1.31
MINERAL WATER NESTLE 1.5 LTR	BOTTLE	49.23	0.00
ALCOHOLIC BEVERAGES & TOBACCO			
CIGARETTES K-2 10'S **	PKT	63.46	0.86
CIGARETTES CAPSTAN 10'S **	PKT	73.74	0.30
CIGARETTES GOLD LEAF 20'S	PKT	135.5	0.37
CIGARETTES MORVEN GOLD 20'S	PKT	73.31	0.34
BETEL LEAVES	50GM.	73.87	0.05
BETEL NUTS	KG.	375.57	0.25
CLOTHING & FOOTWEAR			
LONG CLOTH 57" GUL AHMED/AL-KARAM	METER	227.19	0.39
SHIRTING AV.QLTY.	METER	179.86	0.14
PANT CLOTH W & WEAR AV.QLTY	METER	403.87	0.53
LAWN PRINTED GUL AHMED/AL-KARAM	METER	291.75	0.13
GEORGETTE AV.QLTY	METER	146.8	0.00
LINEN AV.QLTY ***	METER	158.65	-0.03
HEAVY WT SUITING LAWERNCPUR AVG QLTY	METER	1435.42	1.06
HEAVY WT SUITING LAWERNCPUR SUP QLTY	METER	1871.46	0.25
TROPICAL SUITING LAW.PUR	METER	1174.61	0.00
PANT BOY 24"/26" LENGTH.	EACH	513.72	0.00
SHIRT BOY 24"/26" LENGTH	EACH	411.34	0.00
SCHOOL UNI. PANT,SHIRT BOYS	SUIT	712.66	-0.03
SCHOOL UNI. KAMEEZ,SHAL.BOYS	SUIT	674.69	0.00
SCHOOL UNI. KAMEEZ,SHAL.GIRL	SUIT	714.18	0.00
FROCK W/WEAR GIRLS	EACH	1102.94	0.11
AWAMI-SUIT W & W(BOY) 24"/26	SUIT	1037.48	0.06
AWAMI-SUIT W&W (GENTS)AV.QLTY	SUIT	1371.64	0.52
PULLOVER GENTS OXFORD/BON.	EACH	2949.81	0.48
PULLOVER LADIES OXFORD/BON.	EACH	2809.5	0.60
PULLOVER (GENTS) OTHERS A.QTY	EACH	1007.54	0.00
SECOND-HAND COAT FOR MEN	EACH	457.86	-0.54
SECONDHAND SWEETER FOR MEN DUP QLTY	EACH	332.1	-0.19
SECONDHAND WINTER JACKET	EACH	447.65	-0.29
UNDERWEAR AV.QLTY MEDIUM SIZE	EACH	132.12	0.00
VEST FOR MEN AV.QLTY.	EACH	137.89	0.00
VEST/SHAMEEZ (WOMEN) AVG. QLTY	EACH	160.16	0.01
SOCKS NYLON (PAKISTANI)	PAIR	90.65	0.00
BRASSIER AV.QLTY.	EACH	161.19	0.40
BRASSIER SUP QLTY	EACH	381.35	-0.03
DOPATTA GEORGETTE AV.QLTY.	EACH	296.1	0.00
DOPATTA COTTON AV GLTY	EACH	239.35	0.75
CHADDAR (W/WEAR) (2x2.5 MTR)	EACH	459.94	0.00
LUNGI/DHOTI(COTTON) AVG. QLTY	EACH	311.48	0.00
HANDKERCHIEF AVG. QLTY PAK	EACH	43.06	0.00

Contd.

### 7.11 Intercity Consumer Prices February, 2017

Description	Unit	Value in Rupees	
		Average	% Change
HANDKERCHIEF SUP. QLTY PAK	EACH	67.63	0.00
GLOVES AV QLTY	PAIR	108.89	1.16
AZARBAND COTTON AVG. QLTY	EACH	18.78	0.00
SEWING THREAD/REEL(ASLI PARI)	EACH	6.84	0.00
WASHING CHARGES PAINT & SHIRT	SUIT	102.8	0.24
DRY CLEANING SUIT COAT PANT	SUIT	336.76	0.24
WASHING CH. (KAMIZ-SHALWAR)	PAIR	72.6	1.23
TAILORING SHIRT	EACH	393.65	0.00
TAILORING CHARGES PANT (MEN)	EACH	682.29	0.46
TAILORING COAT-PANT SUIT	SUIT	4027.83	0.85
TAILORING AWAMI-SUIT (MALE)	SUIT	592.32	0.00
TAILORING SUIT FEMALE	SUIT	506.26	0.00
GENTS SHOES PAUL BATA	PAIR	1204	0.00
GENTS SANDAL BATA	PAIR	699	0.00
GENTS SPOUNG CHAPPAL BATA	PAIR	189	0.00
LADIES SANDAL BATA	PAIR	499	0.00
LADIES SPOUNG CHAPPAL BATA	PAIR	179	0.00
CHILD SHOE POWER LITE BATA	PAIR	599	0.00
GENTS SHOE, ART 1109 SERVICE	PAIR	999	0.00
NYLON JOGGER 27 SIZE 2-5 ***	PAIR	1299	0.00
CHINA FOOT WEAR AV. QLTY (MALE) *	PAIR	698.4	0.00
CHINA FOOT WEAR AV. QLTY (FEMALE) *	PAIR	541.81	0.00
CHINA FOOT WEAR AV. QLTY (CHILDREN) *	PAIR	458.21	0.00
SHOE REPAIR HALF SOLE	PAIR	108.18	1.06
SHOES POLISH CHARGES AVERAGE SHOP	PAIR	19.67	0.10
HOUSING, WATER, ELECT,GAS & OTH FUEL			
HOUSE RENT (combined)	MONTH	7089.83	0.00
rent 2	pm	7089.83	0.00
RENT3	PM	7089.83	0.00
RENT4	PM	7089.83	0.00
RENT5	PM	7089.83	0.00
RENT6	PM	7089.83	0.00
SYNTHETIC ENEMAL ROBIALAC BALTI 3.64 LTR.	EACH	1890.7	0.00
SYNTHETIC ENEMAL ICI BALTI 3.64 LTR.	EACH	1961.83	0.00
CEMENT (LOCAL) SPECIFY BRAND NAME	BAG	543.13	-0.46
BRICKS (NEW) IST CLASS	P/1000	7110.71	0.77
CEMENT BLOCKS (6"x8"x12")	P/100	2913.68	0.77
BAJREE	100CFT	4177.42	-0.36
SAND (BLACK PIT SAND)	K100CFT	2286.58	0.54
TIMBER SHESHAM LOG IST QUALITY	cubmt.	57433.51	-0.10
IRON BAR (M.S. BAR) 1/2"	P/TON	69571.83	0.74
CARPANTER WAGE RATE	P/DAY	862.3	0.49
MASON (RAJ) WAGE RATE	P/DAY	977.83	0.45
UNSKILLED LABOUR WAGE RATE	P/DAY	537.02	0.23
PLUMBER WAGE RSTE	P/DAY	877.32	0.48
ELECTICIAN WAGE RATE PER DAY **	P/DAY	819.36	0.80
ELECTICIAN WAGE RATE PER POINT **	P/PNT	125.48	1.37
WATER CHARGES PER HOUSE	P/MONTH	126.65	0.00
ELECT.CHARGES UPTO 50 UNITS	P/UNIT	2	0.00
ELECT.CHARGES 01 - 100 UNIT	P/UNIT	6.18	0.00
ELECT.CHARGES 101 - 300 UNIT	P/UNIT	9.54	0.00
ELECT.CHARGES 301 - 1000 UNIT	P/UNIT	16.39	0.00
ELECT.CHARGES ABOVE 1000 UNIT	P/UNIT	18.39	0.00
ELEC	PM	10.5	0.00
GAS CHRg upto 3.3719 MMBTU	MMBTU	128.7	0.00
GAS CHRg 3.3719 - 6.7438 MMBTU	MMBTU	257.4	0.00
GAS CHRg 6.7438 - 10.1157 MMBTU	MMBTU	257.4	0.00

Contd.

### 7.11 Intercity Consumer Prices February, 2017

Description	Unit	Value in Rupees	
		Average	% Change
GAS CHR10.1157 - 13.4876 MMBTU	MMBTU	702	0.00
GAS	PM	702	0.00
GAS	PM	409.5	0.00
KEROSENE OIL	LTR	85.28	0.00
FIREWOOD WHOLE	40 KG.	546	0.22
FURNISHING HOUSE HOLD EQUIPMENTS			
CHAIR SHESHAM WOOD WITH ARMS **	EACH	2139.96	0.50
CHAIR PLASTIC (CHAIRMAN) AVERAGE QUALITY	EACH	812.89	0.09
TABLE SHESHAM WOOD (4X2X5") ***	EACH	5812.94	0.87
SOFASET WOODEN WITH FOAM SEAT **	SET	17728.21	0.21
COT IRON (WITH NIWAR)AV.QLTY.	EACH	2271.26	0.00
ALMIRAH (STEEL) 6'X3' 20 GUAGE	EACH	9622.11	0.00
DINNING TABLE 6 CHAIRS A.QLTY	SET	21801.44	0.67
SINGLE BED WITHOUT FOAM MED.	EACH	6255.32	0.03
MATRESS SINGLE(4" THICK)	EACH	5070.75	0.94
FARSHI DARI 12'X9' AV.QLTY	EACH	1376.6	0.09
DARI COTTON (6'x2 1/2') AV.QL	EACH	580.72	0.00
CARPET PLAIN AV. QLTY	SQFT.	43.43	0.00
QUILT (LIHAF) 3 KG. COTTON	EACH	969.2	0.00
BLANKET (90" x 54")	EACH	3599.15	0.35
BEDSHEET SINGLE BED SUP.QLTY	EACH	648.52	0.00
BED SHEET DOUBLE WITH TWO PILLOW COVERS SUP QLTY	SET	1278.37	0.10
TOWEL(3'x2') AV. QALTY	EACH	267.21	0.04
CELING FAN 48" SUPER QLTY **	EACH	3113.33	0.00
PEDESTAL FAN 22" SUPER QLTY	EACH	4177.13	0.01
REFG. DAWLENCE 10 CFT. D.DOOR	EACH	31575.83	0.78
D-FREEZER WAVES 8 CFT.	EACH	30323.08	0.27
AIRCONDITIONER 1.5 TON PEL	EACH	43110	-0.01
SPLIT AIR CONDITIONER 1.5 TON (SPECIFY BRAND NAME)	EACH	44394.71	-0.06
AIRCOOLER SUPER ASIA	EACH	11814.58	0.00
WASHING MACHINE SINGER	EACH	16042.5	0.34
SEWING MACHINE(SINGER)	EACH	6527	1.67
GIZER LARGE SIZE 30 GALLON CAPACITY SUP QLTY	EACH	18775.23	0.00
GAS BURNER DOUBLE SPFY.BRAND	EACH	1867.91	0.24
ELECT. IRON PHILIPS MDL.1120	EACH	1900.21	0.04
ELECTRIC JUICER FOR APPLE	EACH	5330.75	0.24
S.STEEL DEGHCHI MEDIUM SIZE ***	EACH	647.83	0.45
ALUMINIUM COOKING PAN (DEGCHI ) MED SIZE	EACH	625.7	0.43
NON STICK COOKING PAN (DEGCHI ) SUP. QLTY	EACH	945.79	0.69
FRYING PAN STEEL AVG. QLTY MED. SIZE	EACH	401.32	0.97
TAWA IORN (MEDIUM SIZE) AVG. QLTY	EACH	322.62	0.91
S.STEEL PLATE A.QLTY.(M.SIZE)	EACH	77.74	0.97
TABLE SPOON S.STEEL SUP.QLTY.	DOZEN	402.23	0.81
WATER SET JUG+6 GLASSES (OMROC)	SET	526.27	0.53
TEA SET PAK. CHINAWARE 21 PCS.	SET	1849.13	1.37
DINNER SET PLASTIC 72 PIECES SUPERIOR QLTY	SET	5523.07	0.07
HOTPOT SET PLASTIC 3 PCS.	SET	1360.02	0.05
BUCKET(BALTI) PLASTIC MED.SIZ	EACH	335.89	0.00
LOTA PLASTIC (MED SIZE) AVERAGE QUALITY	EACH	58.03	0.00
PRESURE COOKER 4 LTR.	EACH	1483.88	0.38
WATER COOLER 9/10 LTR.PLASTIC ***	EACH	627.94	0.10
THERMOS STARVAC 1 LTR	EACH	518.13	1.24
BULB PHILIPS 100-WATTS	EACH	31.49	0.00
TUBE LIGHT PHILIPS 40 WATTS	EACH	103.88	0.24
ELECTRIC BLUBS "0" WATTE LOCAL	EACH	22.3	0.00
ELECTRIC BLUB ENERGY SAVER 14 WATTS	EACH	161.88	0.15
WASHING SOAP 250 GMS SPECIFY BRAND NAME	EACH	33.19	0.00

Contd.

**7.11 Intercity Consumer Prices  
February, 2017**

Description	Unit	Value in Rupees	
		Average	% Change
SURF EXCEL 400 GMS POLY BAG	EACH	121.61	0.41
WASHING POWDER 1000 GRM	EACH	173.19	0.00
WASHING POWDER (WHEEL/ BONUS) 100 GRAMS	EACH	96.34	-0.89
CLEANSER POWDER VIM 1000 GM	PKT.	77.96	1.71
FINIS 500 ML	BOTTLE	198.94	0.07
PHNYLE TYPHONE/FINIS/CARRANITE 3 LITRES	BOTTLE	150.98	0.00
HARPIC	BOTTLE	148.76	0.11
BOOT POLISH CHERRY/KIWI 50ML	EACH	108.86	0.23
ROBIN BLUE (35 GRAMS)	PKT.	45.09	0.56
TISSU PAPER PERFUMED 100 PCS.	PKT	109.21	0.26
TOILET PAPER ROLL (R.PETEL)	P/ROLL	38.85	0.00
BOOT POLISH LIQUID CHEERY BLOSSOM KIWI 75 ML	BOTTLE	144.15	0.52
MATCH BOX SMALL	EACH	2.16	0.93
DRY CELL 1.5 VOLT(LOCAL)	EACH	24.3	0.16
HAND STITCHING NEEDLE M.SIZE	PACKET	7.91	0.00
SEWING MACHINE NEEDLE (SINGER)	EACH	6.03	0.00
HOUSEHOLD SERVANT FEMALE P/T	P/MNTH	1968.31	0.00
MARRIAGE HALL WITH FURNITURE	P/HEAD	115.77	0.37
HEALTH	HEALTH		
SEPTRAN TABLETS	10TAB.	18.54	0.00
BRUFEN TABS 200-MG.	10TAB.	10.14	0.00
PANADOL TAB. EXTRA/PLAIN	10TAB.	12.23	0.00
DISPRIN TAB.	10TAB.	12.56	0.24
TRISIL TAB.	10 TAB	10.25	0.00
FLAGYL TAB. 200 MG.	10TAB.	10.16	0.00
VENTOLIN TAB. 2MG.	10TAB.	10.02	0.00
DAONIL TAB. 5 MG.	10TAB.	17.01	0.00
ENTOX TAB.	10TAB.	13.67	0.00
RENITEC TAB. 5 MG.	10TAB.	58.65	0.00
CAC. 1000 TAB	BOTTLE	122.87	0.15
AMOXIL CAPSOLE 250 MG.S	10CAP.	36.01	0.00
CALCIUM SYRUP SANDOZ	BOTTLE	64.12	0.00
LEDERPLEX SYRUP	BOTTLE	52.03	0.00
SANCOS SYRUP (50 ML.)	BOTTLE	29.75	0.00
PHENERGAN SYRUP 120 ML.	BOTTLE	33.23	0.00
CALPOL SYRUP 60 ML.	BOTTLE	28.08	0.00
HYDRYLLIN SYRUP 120 ML.	BOTTLE	68.55	0.15
POLYFAX EYE OINTMENT	TUBE	21.23	0.00
BETNESOL EYE DROPS	BOTTLE	33.88	0.00
EAR DROPS (CARDISPORINE) ***	BOTTLE	22.22	0.09
BETNOVATE-N OINTMENT 5 GMS	TUBE	16.29	0.00
BURNOL CREAM 30 GRM	TUBE	55.42	0.00
VICKS VAPORUB/BALM	BOTTLE	36.03	0.00
GLYCRINE SMALL BOTTLE	BOTTLE	24.29	0.00
JOUHAR JOSHANDA	PKT.	9.39	0.75
GALXOS-D (450 GRMS)	PKT.	152.9	0.00
GRIPE-WATER WOODWARDS	BOTTLE	54.63	0.00
SANIPLAST ONE PUTTY	EACH	1.85	0.00
O.R.S. (NIMCOL)	PKT.	17.2	0.23
DETTOL (MEDIUM)	BOTTLE	63.17	0.00
COTTON BANDAGE 2" - 4"	EACH	10.52	0.86
THERMOMETER CHINA	EACH	45.2	0.00
DOCTOR (MBBS) CLINIC FEE	P/PAT.	198.06	1.60
URINE TEST (DR) CHARGES	P/TEST	111.42	1.85
BLOOD TEST (CP) CHARGES	P/TEST	262	1.92
SUGAR TEST (RANDOM/FASTING BOTH) CHARGES	P/TEST	182.91	1.70
ECG CHARGES	P/TEST	239.03	1.11

Contd.

### 7.11 Intercity Consumer Prices February, 2017

Description	Unit	Value in Rupees	
		Average	% Change
X-RAY (CHEST) CHARGES	P/X-RAY	316.08	1.43
TRANSPORT			
CAR SUZUKI 800 CC (W/O. A/C)	EACH	664475.86	0.02
CAR SUZUKI 1000 CC	EACH	1123788.89	0.88
CAR TOYOTA 1300 CC	EACH	1868112.76	0.10
CAR HONDA CIVIC	EACH	2280583.33	0.00
MOTORCYCLE HONDA CD-70.	EACH	63887.82	0.03
MOTORCYCLE YAMAHA 100CC.	EACH	79709.09	0.00
MOTOR CYCLE HERO 70 CC	EACH	44714.65	0.10
BICYCLE WITH TYRES & TUBES	EACH	7569.01	0.03
TYRE CAR WITH TUBE GENERAL	EACH	3207.96	0.00
TYRE MOTOR CYCLE WITHOUT TUBE	EACH	1075.87	-0.06
TYRE CYCLE SPECIFY BRAND NAME	EACH	363.52	0.18
TYRE CAR W/O TUBE	EACH	3071.67	0.18
PETROL SUPER	LITRE	71.23	4.69
HIGH SPEED DIESEL HSD	LITRE	80.48	4.22
CNG	K.G.	71.5	0.87
GAS CYLINDER STAND. SIZE	EACH	1183.47	3.31
MOTOR CYCLE SERVICE CHARGES	EACH	275.01	0.00
CAR SERVICE CHARGES	EACH	348.08	0.00
TYRE PUNCTURE CHARGES	EACH	68.19	0.74
CYCLE OVERHAULING CHARGES	EACH	303.24	0.41
CAR TAX FOR 800CC TO 1300CC	YEARLY	1840.8	0.00
TRAIN FARE ECO. 1-100 KM.	P/KM.	0.68	0.00
TRAIN FARE ECO. 101-500 KM.	P/KM.	0.98	0.00
TRAIN FARE ECO. > 500 KM.	P/KM.	0.89	0.00
TRAIN FARE IST SLP. 1-100KM	P/KM.	2.11	0.00
TRAIN FARE IST SLP.101-500 KM	P/KM.	2.59	0.00
TRAIN FARE IST SLP. > 500 KM	P/KM.	1.99	0.00
TRAIN FARE A/C SLP. 1-100KM.	P/KM	5.76	0.00
TRAIN FARE A/C SLP.101-500KM	P/KM.	4.59	0.00
TRAIN FARE A/C SLP > 500KM.	P/KM	4.16	0.00
PLATFORM TICKET	EACH	9.85	0.00
AUTO RICKSHAW FARES	KM/MIN	55.09	0.00
FULL TONGA CHARGES	KM/MIN	65.64	0.00
TAXI 4 SEATER FARE	KM/MIN	84.36	0.00
BUS FARE MIN (WITHIN CITY)	TICKET	10.06	0.00
BUS FARE MAX (WITHIN CIT	TICKET	18.72	0.00
BUS FARE OUTSIDE CITY	P/KM.	0.83	0.00
A/C BUS FARE OUTSIDE CITY	P/KM.	1.34	0.00
MINIBUS FARE MIN.WITH IN CITY	TICKET	13.55	0.00
MINIBUS FARE MAX.WITH IN CITY	TICKET	19.48	0.00
SUZUKI FARE MIN.WITH IN CITY	TICKET	11.25	0.00
SUZUKI FARE MAXIMUM W.IN CITY	TICKET	19.29	0.00
AIR FARE ECONOMY CLASS.	P/KM.	19.26	0.00
COMMUNICATION			
POSTAL ENVELOPE DOMESTIC	EACH	8	0.00
ENVELOPE FOR SAUDI ARABIA	EACH	49.88	0.00
POSTAL REGISTRATION CHARGES	EACH	36.85	1.38
U.M.S. REG CHARGES MIN.	EACH	59.12	0.00
T.C.S. CH. MIN.WITH IN ZONE	EACH	150.25	0.50
TELEPHONE CHARGES LOCAL CALL	P/CALL	3.94	0.00
TEL CHARGES OUT SIDE CITY	P/CALL	3.94	0.00
INTERNET CHARGES	P/HOUR	31.86	0.79
MOBILE CELL CHARGES	P/UNIT	3.09	0.00
FAX CHARGES (LOCAL)	P/PAGE	18.53	0.00
TELEPHONE SET AV. QLTY	EACH	811.28	0.00

Contd.

### 7.11 Intercity Consumer Prices February, 2017

Description	Unit	Value in Rupees	
		Average	% Change
MOBILE SET NOKIA/SONY/ERICSON/SAMSUNG WITHOUT CAMERA	EACH	2867.36	0.00
RECREATION AND CULTURE			
T.V. 20" COLORED WEGA H-A21.	EACH	19073.96	0.79
T.V 20" COLOR CHINA/KORIA)	EACH	11316.67	0.32
V.C.P. PANASONIC/LG/NAT	EACH	5432.61	0.00
DVD/VCD PLAYER PANASONIC/LG	EACH	4130.1	0.31
RADIO WITH C.PLAYER NATIONAL	EACH	2225.16	0.02
PERSONNEL COMPUTER (BRANDED)	EACH	44503.45	0.00
VID. CASSETTE BLK. TDK/SONY	EACH	144.06	0.00
COM. C.D. (TDK/IMATION)	EACH	51.22	0.75
TAPE RECORDER CASSETTE BLANK	EACH	46.56	0.26
VIDEO GAME SEGA 16 BYTE	EACH	1286.76	0.42
CINEMA A/C. HIGH CLASS	TICKET	121.25	0.00
CINEMA NON-A/C HIGH CLASS	TICKET	67.31	6.07
CABLE CHARGES	PER MONT	293.21	0.00
TV.LICENCE FEE DOMESTIC	YEARLY	420	0.00
ENGLISH BOOK CLASS V1	EACH	69.94	0.00
ENGLISH BOOK CLASS IX OR X	EACH	92.23	0.00
ENG. BOOK IST.YR COMPLETE SET	EACH	86.78	0.00
ENGLISH BOOK BA/B.SC	EACH	163.25	0.00
URDU BOOK CLASS V (T.B.BORD)	EACH	65.11	0.00
URDU BOOK CLASS IX/X(T.B.B)	EACH	98.44	-0.03
URDU BOOK IST.YEAR/INTER	EACH	60	0.00
URDU BOOK BA/B.SC	EACH	144.5	0.00
MATHS BOOK CALSS V (T.B.B)	EACH	91.89	0.00
MATHS BOOK CLASS IX OR X	EACH	215	0.00
MATHS BOOK IST.YEAR (T.B.B)	EACH	148.13	0.00
PAKISTAN STUDIES BOOK BA/B.SC	EACH	150.5	0.00
DAILY "DAWN"	P/COPY	19.58	0.41
DAILY "JANG"	P/COPY	12.58	0.40
DAILY "NAWA-E-WAQT"	P/COPY	12.53	0.40
WEEKLY "AKHBAR-E-JAHAN"	P/COPY	55	0.00
WEEKLY "MAG"	P/COPY	45.13	0.00
MONTHLY "NAUNEHAL DIGEST"	P/COPY	35	0.00
PAPER FOOLSCAPE (27"x17")	QUIRE	38.77	0.00
EXERCISE.BOOK LINED 80/100 PGS	EACH	47.74	0.00
PENCILGOLDFISH/DEER	EACH	6.83	0.74
PEN INK DOLLOR 57 ML BOTTLE	EACH	21.84	0.00
PHOTOSTATE PAPER 70 GM	PRT	355.79	0.00
BALL PEN (local)	EACH	7.3	0.14
FOUNTAIN PEN HERO/WINGS/CHINA	EACH	45.02	0.00
EDUCATION			
PRIVATE SCHOOL FEE ENGLISH MEDIUM AVERAGE STANDARD (CLASS I)	PER MONTH	1416.11	0.00
PRIVATE SCHOOL FEE ENGLISH MEDIUM AVERAGE STANDARD (CLASS V)	PER MONTH	1581.51	0.00
PRIVATE SCHOOL FEE ENGLISH MEDIUM AVERAGE STANDARD (CLASS VI)	PER MONTH	1746.48	0.00
PRIVATE SCHOOL FEE ENGLISH MEDIUM AVERAGE STANDARD (CLASS X)	PER MONTH	2070.99	0.00
PRIVATE MEDICLE COLLEGE FEE MBBS (IST YEAR)	PER MONTH	46487.91	0.00
PRIVATE ENGINEERING COLLEGE FEE (ISTR YEAR)	PER MONTH	12021.59	0.00
GOVT. COLLEGE FEE IST. YEAR	MONTH	45.09	-0.13
GOVT. COLLEGE FEE 4TH. YEAR	MONTH	59.09	0.00
GOVT. UNIVERSITY FEE MSC.	MONTH	648.98	0.00
GOVT. MED. COLLEGE FEE MBBS	MONTH	1432.12	0.00
GOVT. ENGG. COLL. FEE I YEAR	MONTH	1787.48	0.00
COACHING FEE FOR CLASS IX/X	PER MONTH	1272.28	2.52
COACHING CHARGES FOR CLASS IST YEAR/INTER (SCIENCE)	PER MONTH	1924.23	4.78
COACHING CHARGES FOR CLASS IST YEAR/INTER (COMMERCE)	PER MONTH	1568.52	0.00
I.T. TUITION FEES	PER MONTH	2830.4	0.00

Contd.

### 7.11 Intercity Consumer Prices February, 2017

Description	Unit	Value in Rupees	
		Average	% Change
MBA TUITION FEES	PER MONTH	5858.03	0.00
RESTAURANTS AND HOTELS			
BREAD TANDOORI ST. SIZE	EACH	7.91	0.13
COOKED MUTTON (AV. HOTEL)	PLATE	157.36	0.00
COOKED BEEF (AV. HOTEL)	PLATE	93.46	0.00
COOKED DAL (AV. HOTEL)	PLATE	57.09	0.67
CHICKEN BIRYANI FULL/DOUBLE	PLATE	134.92	0.50
TEA PREPARED (ORDINARY)	CUP	20.48	0.29
MISCELLANEOUS GOODS AND SERVICES			
HAIRCUT CHARGES FOR MEN	P/CUT	80.51	0.39
BEAUTY PORL HAIR STYL CHARGE	P/STY.	297.86	0.04
SHAVING CHARGES	PER SHV	44.94	0.29
LIPSTICK S.MISS/MEDORA	EACH	111.38	0.45
NAIL POLISH S.MISS/MEDORA	EACH	92.75	0.00
PERFUME MED.SIZE MEDORA/BROACH	EACH	172.29	0.83
HAIR-OIL AMLA/CHAMBELI	BOTTLE	120	0.21
TOILET SOAP LUX 95 GRAMS	EACH	37.77	0.69
TOILET SOAP LIFEBOUY 140 GRM	EACH	40.14	8.14
TOILET SOAP SAFEGUARD BATH SIZE	EACH	48.53	1.25
TOOTHPASTE MACKLINES 70 GRM	EACH	50	0.00
TOOTHPAST MED SIZE CLGATE 70 GMS	EACH	67.83	0.00
TOOTHBRUSH SHEILD A/PLAUQUE	EACH	41.04	0.00
TOOTHPOWDER DENTONIC 90 GRM	EACH	31.35	3.23
HAIR-COLOUR BEGIN (6 GMS)	EACH	104.38	0.09
HAIR COLOUR (KALAKOLA)	BOTTLE	127.63	0.20
FACECREAM PONDS (MEDIUM)	EACH	122.63	0.07
TALC POWDER VICE ROAY,B.CAT	EACH	143.35	0.00
BLADE TREET ORDINARY 10'S	PKT.	36	0.45
BLADE 7-O-CLOCK STAIN. 5'S	PKT.	34.94	0.00
SHAMPOO SUNSILK/PAINTIN 100 ML	BOTTLE	105.78	0.00
BEAUTY CREAM (FAIR & LOVELY)	EACH	144.73	0.00
HAIR REMOVING CREAM (EU-CREAM)	TUBE	66.13	0.00
GEL MEDIUM SIZE	BOTTLE	102.34	0.49
DISPOSABLE RAZOR GILLET-II	EACH	43.18	0.00
SHAVING CREAM TOUCH-ME/ADM.	EACH	64.94	0.00
GOLD TEZABI 24 CT	10 GM.	43235.7	0.64
SILVER TEZABI 24 CT	10 GM.	675.63	0.56
ARTIFICIAL JEWELLARY SET	SET	781.3	2.71
WRIST WATCH GENTS CITIZEN (ORIGINAL) ***	EACH	3708.45	0.00
WRIST WATCH LADIES CITIZEN (ORIGINAL) ***	EACH	3689.22	0.03
WALL CLOCK QUARTZ AV.QLTY	EACH	582.56	0.41
SUITCASE REXIN (24"x16"x6")	EACH	1285.72	0.39
TRUNK MEDIUM SIZE ***	EACH	1635.4	0.00
PURSE LADIES (LEATHER) AVERAGE QUALITY	EACH	772.05	0.00

## 8. PUBLIC FINANCE

## 8.1 Customs Revenue Receipts

(Million Rupees)

S. No.	Description	Annual				
		2011-12	2012-13	2013-14	2014-15	2015-16
1	Meat, fish and their preparations	93.75	151.69	253.87	322.60	470.73
2	Milk, butter, cheese and honey	2478.59	2235.00	2879.15	5371.62	4577.30
3	Fruits, nuts and vegetables	1427.16	1554.43	2368.46	2830.70	5718.73
4	Coffee, nuts and vegetables	3547.64	3730.56	3713.70	4202.54	6385.82
5	Oil-seeds and miscellaneous fruits	120.73	146.20	176.67	1117.13	2765.29
6	Vegetable plaiting materials	616.43	868.55	998.91	828.97	852.59
7	Animal and vegetable fats and oil	18417.04	20247.00	20658.72	21183.29	25910.37
8	Sugar and confectionery	372.89	291.17	383.73	523.17	818.76
9	Edible, preparation of cereal & vegetables	2916.04	3099.12	3991.29	5319.78	6788.91
10	Beverages, spirits and vinegars	192.14	176.65	179.36	228.65	279.05
11	Residues on waste from the food industries prepared animal fodder	53.16	59.44	141.58	2622.94	4359.11
12	Tobacco	251.94	144.14	213.57	136.15	164.87
13	Mineral, fuel, oils and products thereof	19140.05	20398.80	16760.58	24413.27	37991.81
14	Chemicals and chemical products	6798.82	7327.76	8239.32	10379.73	11883.91
15	Pharmaceutical products	1822.78	1893.71	2111.88	2507.92	3032.98
16	Dyes, colours, paints and varnishes	2538.32	2671.14	3611.13	4077.15	4838.49
17	Perfumery, soap and toilet preparations	3912.94	3778.08	4894.55	6321.37	7740.78
18	Albuminodal substances modified stareehes gulesenzymes	202.99	215.36	287.14	488.59	626.50
19	Matches and other explosives	22.32	22.61	25.30	18.81	37.11
20	Photographic and cinematographic goods	1178.39	1254.43	1583.89	1823.38	2544.33
21	Plastic & articles thereof	8807.12	349.73	11055.67	13198.11	15812.87
22	Rubber and articles thereof	2352.45	8820.77	2395.14	3179.46	6472.21
23	Leather articles and footwear	1937.81	2143.80	2051.86	2459.12	3303.33
24	Wood & articles of wood wood charcoal	557.80	2010.44	542.99	837.99	1301.24
25	Wood, paper and stationery	6730.50	475.48	6085.09	8503.06	9412.67
26	Silk yarn and fabrics	130.81	5357.43	139.29	316.29	422.13
27	Fabrics of wool, flax ramle metal vegetable	473.08	136.97	706.41	1039.73	1355.32
28	Cotton, Textile fabrics, Paper Yarn	786.13	490.74	2065.56	1057.36	2567.15
29	Yarn and fabrics of man-made fiber	7616.66	1422.08	8773.16	11587.37	13433.31
30	Carpets & other floor covering	432.76	6523.28	285.80	328.81	430.79
31	Special Woven Fabrics and Variety (58)	434.56	274.42	352.95	454.87	552.60
32	Textile articles including knitted & crocheted goods	2254.15	1969.33	2627.81	3551.13	5298.75
33	Other madeup textile articles, set worm clothing & textile articles rugs	1336.37	1093.49	1375.49	1620.10	2501.88
34	Glass and earthen-ware	3522.41	3198.22	4459.56	5938.18	8998.91
35	Precious metal, stones, pearls & imitation jewellery	28.71	40.01	65.58	90.60	207.56
36	Iron and steel manufactures	10048.48	10545.65	9211.16	17154.45	40140.83
37	Metals other than gold,silver,iron & steel	1144.22	1253.23	1866.33	2518.70	4481.37
38	Cutlery, tools articles of base metals	1002.80	1015.61	1324.08	1608.30	2264.13
39	Machinery and mechanical appliances	11605.92	12362.55	13742.20	20289.00	26190.69
40	Electric machinery and equipment	9928.03	10396.39	11325.52	22583.98	21382.12
41	Railway and tramway plant and rolling stock	125.87	393.05	447.75	1147.92	299.92
42	Motor and other vehicles	43090.45	42305.56	36314.43	49408.87	61946.64
43	Ships, boats and aircraft's	117.96	108.57	79.44	1045.69	3823.94
44	Clocks and watches and parts thereof	47.19	60.14	66.04	61.53	154.00
45	Arms and ammunitions	464.96	507.58	317.19	336.89	103.86
46	Toys, games and sports goods	324.33	278.43	346.34	488.01	967.27
47	Sub-total (1 to 46)	181405.65	183798.79	191495.64	265523.28	361612.93
48	All other articles	46869.49	66022.29	58234.50	49707.26	56561.39
49	Gross Collection (47 to 48)	228275.14	249821.08	249730.14	315230.54	418174.32
50	Refund & Rebates	8453.67	10362.12	8731.76	9090.69	11993.96
51	Net collection (54-55)	219821.47	239458.96	240998.38	306139.85	406180.36
52	Total imports duty	213285.30	...	233783.87	283865.95	377416.18
53	1 % Ware House Charges	1660.09	...	1182.93	808.69	648.13
54	Miscellaneous	3870.35	...	4469.01	5010.68	5613.38
55	Export duties	471.07	...	475.78	495.05	580.79
56	25% Export Development Charges	5291.13	...	6119.22	5921.88	5365.62
57	Regularity Duty	2111.14	...	3699.32	19128.26	28549.96

Contd.



## 8.1 Customs Revenue Receipts

(Million Rupees)

S. No.	Description	Monthly			
		Feb,2016	Mar,2016	Apr,2016	May, 2016
1	Meat, fish and other preparations	52.31	37.60	29.51	23.71
2	Milk, Butter, Cheese and Honey	404.64	502.72	323.69	569.46
3	Fruits, nuts and vegetables	404.78	524.71	583.67	588.70
4	Coffee, nuts and vegetables	514.03	519.97	491.84	517.48
5	Oil-seeds & miscellaneous fruits	249.84	203.62	275.71	246.35
6	Vegetable plaiting Materials	69.81	87.09	76.63	59.16
7	Animal and vegetable fats and oil	2288.18	2499.42	2003.44	2441.11
8	Sugar and confectionery	49.16	64.33	79.57	69.66
9	Edible, preparation of cereals and vegetables	576.3	728.69	592.94	651.68
10	Beverages, spirits and vinegars	34.14	36.87	33.62	35.65
11	Residues an Waste from the food industries, Prepared animal fodder	84.79	533.90	166.80	405.07
12	Tobacco	15.39	15.69	11.24	5.05
13	Minerals, fuel, oils and products thereof	2335.42	2869.55	2805.82	4009.16
14	Chemicals and chemicals products	978.88	1160.20	1190.52	1172.56
15	Pharmaceutical products	225.26	324.71	281.69	331.66
16	Dyes, colours, paints and varnishes	372.57	406.53	463.48	534.80
17	Perfumery, soap and toilet preparations	656.25	704.19	643.68	713.60
18	Albuminoidal substances modified starches, glues,enzymes	51.01	52.83	61.50	61.23
19	Matches and other explosives	0.87	1.93	4.38	2.20
20	Photographic and cinematographic goods	169.52	212.06	216.76	231.85
21	Plastic and articles thereof	1261.64	1466.66	1592.37	1598.57
22	Rubber and articles thereof	413.82	467.85	632.58	691.71
23	Leather articles and footwear	323.29	124.64	198.75	444.65
24	Wood & articles of wood; wood charcoal	129.22	122.97	133.11	137.63
25	Wood, paper and stationery	767.4	981.04	881.80	997.78
26	Silk yarn and fabrics	54.75	18.43	44.05	59.59
27	Fabrics of Wool, flax, ramle metal, vegetable	120.1	95.56	117.62	124.22
28	Cotton, textile, fibre & other paper & veg yarn	302.29	264.41	298.67	275.54
29	Yarn and fabrics of man-made fiber	1066.68	926.21	1230.51	1282.52
30	Carpets & other floor covering	31.66	44.78	32.39	39.28
31	Special Woven Fabrics and Variety	52.79	31.92	42.98	51.78
32	Textile articles including knitted & crocheted goods	464.04	255.61	349.44	445.95
33	articles;rugs	214.13	176.55	153.15	199.26
34	Glasses and earthen/ware	750.3	752.88	726.43	820.31
35	Precious metals,stones,pearls & imitation jewellery	17.11	15.44	19.14	24.81
36	Iron & steel manufactures thereof	3146.44	3909.89	4750.44	3737.75
37	Metals other than gold, silver, iron & steel	311.18	408.76	436.41	416.41
38	Cutlery, tools articles of base metals	192.41	189.26	257.61	225.26
39	Machinery and mechanical appliances	2383.41	2345.06	3085.55	2963.37
40	Electric machinery and equipment	1575.33	1436.83	2029.31	1885.16
41	Railway and tramway plant and rolling stock	17.52	25.14	34.67	25.36
42	Motor and other vehicles	4482.23	5479.81	5839.07	5935.83
43	Ships, boats and Air crafts	216.99	296.87	169.94	701.69
44	Clocks, watches and parts thereof	19.73	14.61	20.42	21.18
45	Arms and ammunitions	25.83	2.31	0.73	2.40
46	Toys, games and sports goods	93.76	67.97	98.72	111.08
47	Sub total (1 to 46)	27967.20	31408.07	33512.35	35889.23
48	All other articles	2411.59	-853.50	-1337.94	274.90
49	Total Import Duty	26979.34	34318.79	32375.54	31636.01
50	Warehouse Charges	49.31	49.21	59.14	55.82
51	Regularity Duty	2303.81	2461.16	2923.45	3229.08
52	Miscellienous	564.43	680.91	-1421.91	705.33
53	0.25 % Export Development Charges	439.63	525.64	440.25	506.39
54	Export Duties	49.41	65.63	29.27	31.47
55	Gross	30385.93	38101.34	34405.74	36164.10
56	Refund	15.94	12.70	102.31	186.07
57	Rebate	1171.5	1119.85	870.30	1691.98
58	Refund & Rebate	1187.44	1132.55	972.61	1878.05
59	Net	29198.49	36968.79	33433.13	34286.05

Contd.

## 8.1 Customs Revenue Receipts

(Million Rupees)

S. No.	Description	Monthly				
		Jun, 2016	Jul,2016	Aug,2016	Sep,2016	Oct,2016
1	Meat, fish and other preparations	29.67	34.79	37.16	57.85	61.28
2	Milk, Butter, Cheese and Honey	744.79	909.32	788.60	286.60	384.47
3	Fruits, nuts and vegetables	574.51	377.41	613.71	805.51	933.91
4	Coffee, nuts and vegetables	508.86	571.41	702.09	554.87	533.27
5	Oil-seeds & miscellaneous fruits	494.91	224.31	413.46	390.99	278.77
6	Vegetable plaiting Materials	63.06	70.03	76.84	83.25	81.83
7	Animal and vegetable fats and oil	1888.21	1517.92	1944.57	1856.39	1987.67
8	Sugar and confectionery	73.77	55.09	75.38	57.04	88.32
9	Edible, preparation of cereals and vegetables	743.73	642.99	740.14	510.68	614.60
10	Beverages, spirits and vinegars	35.07	26.87	30.15	21.64	22.18
11	Residues an Waste from the food industries, Prepared animal fodder	520.87	180.26	217.58	52.80	170.54
12	Tobacco	12.28	24.11	6.18	21.46	29.15
13	Minerals, fuel, oils and products thereof	4836.16	2293.53	3707.14	4488.10	4148.40
14	Chemicals and chemicals products	1146.14	979.64	1027.48	785.85	865.10
15	Pharmaceutical products	341.83	311.35	306.82	316.86	259.74
16	Dyes, colours, paints and varnishes	478.51	390.40	435.08	383.54	391.93
17	Perfumery, soap and toilet preparations	703.44	657.16	790.38	606.22	667.00
18	Albuminoidal substances modified starches, glues,enzymes	64.09	48.61	72.96	63.29	63.03
19	Matches and other explosives	1.17	3.40	0.33	1.49	0.46
20	Photographic and cinematographic goods	255.45	183.78	249.12	187.86	203.62
21	Plastic and articles thereof	1546.80	1185.86	1533.05	1161.58	1257.01
22	Rubber and articles thereof	654.76	617.59	809.71	623.73	667.62
23	Leather articles and footwear	441.81	211.77	683.66	366.78	443.51
24	Wood & articles of wood; wood charcoal	126.87	104.20	146.27	117.04	119.23
25	Wood, paper and stationery	898.21	758.43	942.93	696.20	770.45
26	Silk yarn and fabrics	36.97	24.99	36.14	24.20	20.99
27	Fabrics of Wool, flax, ramle metal, vegetable	118.95	128.84	137.20	122.04	129.53
28	Cotton, textile, fibre & other paper & veg yarn	159.03	138.86	174.74	179.63	143.70
29	Yarn and fabrics of man-made fiber	1094.02	1187.41	1396.38	1355.55	942.70
30	Carpets & other floor covering	47.99	23.10	26.22	21.17	29.21
31	Special Woven Fabrics and Variety	56.81	36.87	70.65	54.63	54.19
32	Textile articles including knitted & crocheted goods	449.55	401.76	557.87	687.74	596.98
33	articles;rugs	182.59	158.04	219.54	295.94	299.47
34	Glasses and earthen/ware	1042.91	779.04	891.25	767.84	723.09
35	Precious metals,stones,pearls & imitation jewellery	44.30	19.05	21.66	22.96	16.15
36	Iron & steel manufactures thereof	4259.85	3013.83	3626.19	2665.10	3338.53
37	Metals other than gold, silver, iron & steel	609.30	556.37	424.05	357.84	354.11
38	Cutlery, tools articles of base metals	243.54	186.45	228.27	178.02	178.56
39	Machinery and mechanical appliances	2864.25	2271.97	3782.63	2285.67	3159.88
40	Electric machinery and equipment	2021.68	1735.58	2297.53	2222.65	2126.13
41	Railway and tramway plant and rolling stock	34.37	65.96	43.29	36.89	39.74
42	Motor and other vehicles	6190.58	4601.34	5716.96	5249.14	5553.85
43	Ships, boats and Air crafts	2015.71	79.70	176.11	235.00	142.32
44	Clocks, watches and parts thereof	15.97	8.73	15.59	6.35	8.27
45	Arms and ammunitions	5.47	4.04	4.82	0.70	16.45
46	Toys, games and sports goods	119.42	86.94	118.41	73.05	73.38
47	Sub total (1 to 46)	38798.23	27889.10	36316.29	31339.73	32990.32
48	All other articles	22991.35	1683.49	2478.98	4397.26	2207.77
49	Total Import Duty	55833.32	26103.35	34398.77	31983.96	31234.42
50	Warehouse Charges	45.90	37.13	42.28	34.62	41.41
51	Regularity Duty	3575.38	2704.81	3430.08	2819.49	2953.09
52	Miscellienous	1769.55	323.74	462.65	471.91	505.61
53	0.25 % Export Development Charges	477.53	394.71	436.68	403.03	435.93
54	Export Duties	87.60	9.20	24.84	24.04	28.41
55	Gross	61789.28	29572.94	38795.30	35736.96	35198.87
56	Refund	35.27	17.12	21.29	60.56	40.73
57	Rebate	916.50	999.09	1018.35	1114.57	957.91
58	Refund & Rebate	951.77	1016.21	1039.64	1175.13	998.64
59	Net	60837.51	28556.73	37755.66	34561.83	34200.23

Contd.

## 8.1 Customs Revenue Receipts

(Million Rupees)

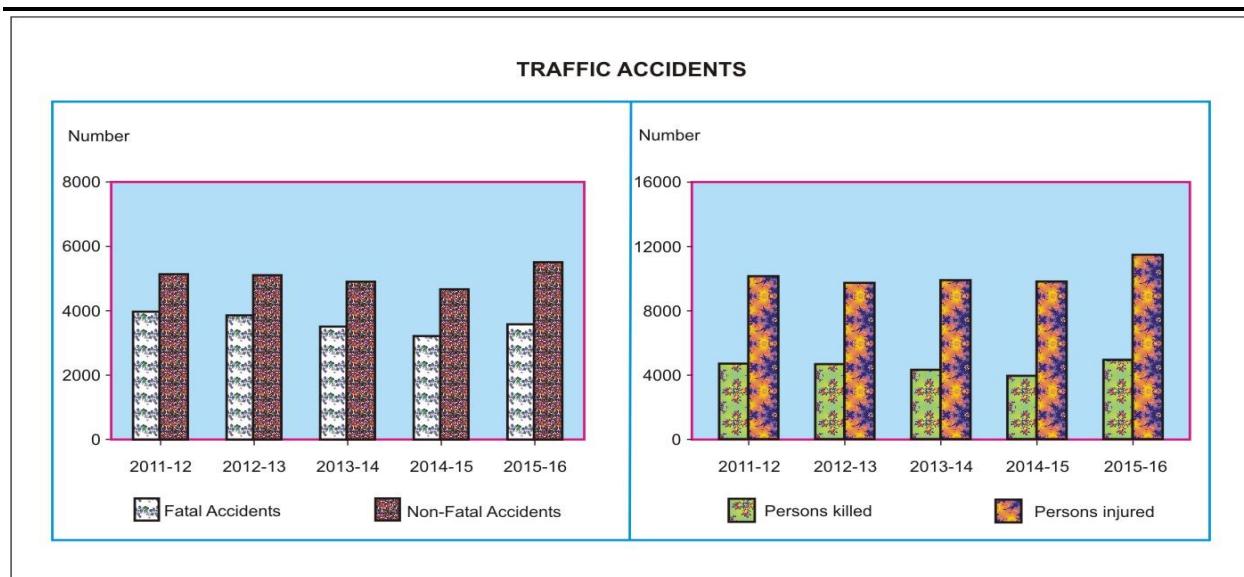
S. No.	Description	Monthly			
		Nov,2016	Dec,2016	Jan,2017	Feb,2017
1	Meat, fish and other preparations	93.59	121.44	116.40	77.22
2	Milk, Butter, Cheese and Honey	697.92	461.67	550.38	871.27
3	Fruits, nuts and vegetables	692.33	613.44	674.33	552.11
4	Coffee, nuts and vegetables	513.06	711.15	680.20	777.47
5	Oil-seeds & miscellaneous fruits	439.83	436.96	500.17	364.91
6	Vegetable plaiting Materials	75.78	81.96	77.05	76.14
7	Animal and vegetable fats and oil	2014.23	2123.04	2090.31	2020.19
8	Sugar and confectionery	93.24	78.95	89.77	73.12
9	Edible, preparation of cereals and vegetables	659.04	675.40	756.11	654.12
10	Beverages, spirits and vinegars	15.10	15.51	22.25	19.90
11	fodder	250.03	310.88	223.32	403.00
12	Tobacco	17.17	10.21	20.02	5.78
13	Minerals, fuel, oils and products thereof	5421.43	6792.99	4522.23	4405.10
14	Chemicals and chemicals products	955.31	1027.81	1063.95	1069.45
15	Pharmaceutical products	308.01	329.70	309.55	263.48
16	Dyes, colours, paints and varnishes	438.67	443.16	476.57	435.21
17	Perfumery, soap and toilet preparations	729.58	812.49	760.57	672.65
18	Albuminoidal substances modified starches, glues,enzymes	75.20	65.68	61.97	81.88
19	Matches and other explosives	0.39	8.61	0.60	1.98
20	Photographic and cinematographic goods	191.39	239.26	201.29	194.24
21	Plastic and articles thereof	1281.70	1398.69	1425.43	1479.70
22	Rubber and articles thereof	550.77	727.90	680.28	610.73
23	Leather articles and footwear	281.52	254.16	304.86	382.69
24	Wood & articles of wood; wood charcoal	134.30	153.84	155.40	153.17
25	Wood, paper and stationery	746.87	908.25	851.98	855.92
26	Silk yarn and fabrics	20.39	27.26	35.94	44.43
27	Fabrics of Wool, flax, ramle metal, vegetable	136.53	145.36	156.25	148.52
28	Cotton, textile, fibre & other paper & veg yarn	125.49	162.15	196.38	191.67
29	Yarn and fabrics of man-made fiber	1168.41	1246.15	1294.31	1220.69
30	Carpets & other floor covering	34.89	45.72	45.16	57.68
31	Special Woven Fabrics and Variety	61.64	78.76	71.19	52.29
32	Textile articles including knitted & crocheted goods	780.02	763.33	608.83	622.17
33	articles;rugs	316.05	267.57	240.33	200.21
34	Glasses and earthen/ware	664.97	939.94	974.99	894.02
35	Precious metals,stones,pearls & imitation jewellery	13.13	13.31	17.18	23.02
36	Iron & steel manufactures thereof	3677.84	3656.70	3959.02	3701.14
37	Metals other than gold, silver, iron & steel	412.81	462.95	488.83	453.24
38	Cutlery, tools articles of base metals	196.53	219.62	228.52	237.49
39	Machinery and mechanical appliances	2521.12	2588.41	2909.05	3152.30
40	Electric machinery and equipment	2100.66	3062.19	2921.03	1871.15
41	Railway and tramway plant and rolling stock	11.35	26.08	111.57	44.06
42	Motor and other vehicles	6318.70	5723.51	7043.85	6312.53
43	Ships, boats and Air crafts	122.87	251.80	475.19	187.30
44	Clocks, watches and parts thereof	13.84	18.40	16.00	20.68
45	Arms and ammunitions	0.39	3.87	21.95	2.79
46	Toys, games and sports goods	86.09	134.16	161.49	133.2
47	Sub total (1 to 46)	35460.18	38640.39	38592.05	36072.01
48	All other articles	2982.05	7565.04	1421.71	-358.17
49	Total Import Duty	34277.22	41423.99	35645.56	31539.23
50	Warehouse Charges	33.46	57.64	43.89	49.60
51	Regularity Duty	3106.53	3369.00	3270.29	3101.91
52	Miscellaneous	490.22	794.40	586.01	552.16
53	0.25 % Export Development Charges	482.14	502.36	408.63	434.33
54	Export Duties	51.84	58.08	59.66	36.62
55	Gross	38441.41	46205.47	40014.04	35713.85
56	Refund	23.12	19.05	58.92	7.99
57	Rebate	982.71	718.17	884.91	1079.70
58	Refund & Rebate	1005.83	737.22	943.83	1087.69
59	Net	37435.58	45468.25	39070.21	34626.16

Source: Federal Board of Revenue, Islamabad.

## 9. SOCIAL

## 9.1 Data on Traffic Accidents

Year/Month	Total Number of Accidents	Accident		Persons		Total Number of Vehicles Involved
		Fatal	Non - Fatal	Killed	Injured	
<b>PAKISTAN</b>						
2011-12	9140	3966	5174	4758	10145	9986
2012-13*	8988	3884	5104	4719	9710	9876
2013-14*	8359	3500	4859	4348	9777	9423
2014-15*	7865	3214	4651	3954	9661	8949
2015-16*	9100	3591	5509	4448	11544	10636
2016 Feb	678	264	414	377	869	786
Mar	680	280	400	327	940	775
Apr	777	297	480	383	1043	897
May	874	327	547	405	1237	1023
Jun	760	311	449	386	985	904
Jul	843	335	508	411	1009	991
Aug	736	287	449	371	1028	853
Sep	827	345	482	426	1138	963
Oct	787	324	463	417	1063	938
Nov	765	346	419	397	1041	899
Dec	676	265	411	384	880	781
2017 Jan	735	341	394	444	1006	846
Feb	731	330	401	423	983	883



Note: Data from July,2012 onward includes ICTs.

\* Included Islamabad

Contd.

## 9.1 Data on Traffic Accidents

Year/Month	Total Number of Accidents	Accident		Persons		Total Number of Vehicles Involved
		Fatal	Non - Fatal	Killed	Injured	
<b>ISLAMABAD</b>						
2012-13	201	107	94	109	180	212
2013-14	256	120	136	132	206	256
2014-15	216	107	109	118	182	217
2015-16	244	120	124	140	209	244
2016 Feb	14	5	9	5	12	14
Mar	8	5	3	7	4	8
Apr	23	13	10	15	25	23
May	22	9	13	10	14	22
Jun	23	9	14	11	13	23
Jul	19	10	9	11	17	19
Aug	18	12	6	12	12	18
Sep	18	12	6	14	8	18
Oct	17	7	10	9	8	17
Nov	27	17	10	9	8	17
Dec	14	8	6	9	19	14
2017 Jan	13	6	7	8	15	13
Feb	14	8	6	8	4	14
<b>PUNJAB</b>						
2011-12	4990	2361	2629	2888	5071	4990
2012-13	4587	2213	2374	2692	4515	4587
2013-14	3696	1717	1979	2145	3941	3696
2014-15	3054	1435	1619	1750	3652	3054
2015-16	3288	1576	1712	2053	4550	3288
2016 Feb	254	123	131	221	391	254
Mar	250	109	141	129	400	250
Apr	257	124	133	177	403	257
May	311	148	163	197	539	311
Jun	230	123	107	163	347	230
Jul	268	129	139	157	338	268
Aug	244	119	125	145	371	244
Sep	309	164	145	200	443	309
Oct	266	129	137	199	460	266
Nov	285	157	128	187	416	285
Dec	260	125	135	160	383	260
2017 Jan	372	209	163	273	454	372
Feb	309	176	133	211	349	309
<b>SINDH</b>						
2011-12	1054	681	373	756	681	1121
2012-13	935	582	353	696	637	960
2013-14	945	613	332	791	893	1103
2014-15	881	583	298	771	863	1029
2015-16	924	634	290	749	754	1144
2016 Feb	82	50	32	57	59	103
Mar	90	62	28	73	88	116
Apr	74	50	24	57	65	87
May	79	53	26	59	58	89
Jun	80	59	21	70	42	90
Jul	91	66	25	78	47	98
Aug	86	54	32	92	157	94
Sep	71	50	21	74	82	80
Oct	89	63	26	63	44	97
Nov	79	61	18	73	110	97
Dec	76	53	23	66	87	86
2017 Jan	60	36	24	43	59	68
Feb	70	51	19	82	172	84

Contd.

## 9.1 Data on Traffic Accidents

Year/Month	Total Number of Accidents	Accident		Persons		Total Number of Vehicles Involved
		Fatal	Non - Fatal	Killed	Injured	
<b>KHYBER P.K.</b>						
2011-12	2772	785	1987	953	3913	3501
2012-13	2968	846	2122	1059	4016	3736
2013-14	3120	877	2243	1033	4257	3934
2014-15	3399	942	2457	1137	4524	4260
2015-16	4287	1083	3204	1299	5527	5490
2016 Feb	303	76	227	83	373	382
Mar	302	86	216	97	378	364
Apr	387	92	295	114	505	486
May	426	99	327	116	588	552
Jun	393	102	291	123	533	512
Jul	426	105	321	131	569	557
Aug	345	77	268	92	443	440
Sep	381	91	290	96	516	490
Oct	389	110	279	126	518	521
Nov	352	97	255	114	481	472
Dec	303	73	230	94	384	390
2017 Jan	270	75	195	100	454	364
Feb	315	80	235	94	416	445
<b>BALUCHISTAN</b>						
2011-12	324	139	185	161	480	374
2012-13	297	136	161	163	362	381
2013-14	342	173	169	247	480	434
2014-15	315	147	168	178	440	389
2015-16	357	178	179	207	504	470
2016 Feb	25	10	15	11	34	33
Mar	30	18	12	21	70	37
Apr	36	18	18	20	45	44
May	36	18	18	23	38	49
Jun	34	18	16	19	50	49
Jul	39	25	14	34	38	49
Aug	43	25	18	30	45	57
Sep	48	28	20	42	89	66
Oct	26	15	11	20	33	37
Nov	22	14	8	14	26	28
Dec	23	6	17	55	7	31
2017 Jan	20	15	5	20	24	29
Feb	23	15	8	28	42	31

Source: Provincial Police Departments &amp; ICT Police.

## 9.2 Data on Telecommunication 2017

Months	Distribution of Cellular Mobile Subscribers					
	Total	Moblink	CM Pak	Ufone	Telenor	Warid
Jan	137095352	51534764	27496157	18478378	39586053	-
Feb	137791721	51876119	27706481	18456580	39752541	-
Mar						
Apr						
May						
Jun						
Jul						
Aug						
Sep						
Oct						
Nov						
Dec						

---

Source : Pakistan Telecommunication Authority, Islamabad.

## 9.3 Visitors at Archaeological Museum in Pakistan

Area/ attraction	December, 2016		January, 2017		February, 2017	
	Foreigner	National	Foreigner	National	Foreigner	National
<b>PAKISTAN</b>	2365	221410	1281	155245	1281	155245
<b>ISLAMABAD</b>	561	113556	464	82043	464	82043
Pakistan Museum of Natural History	23	15050	16	8885	16	8885
Lok Virsa Heritage Museum	272	38442	221	28363	221	28363
Pakistan Monument Museum	244	58789	187	43808	187	43808
Pakistan Railway Heritage Museum	22	1275	40	987	40	987
<b>PUNJAB</b>	812	83489	572	55771	572	55771
Lahore Museum Lahore	319	24897	245	16009	245	16009
Allama Iqbal Library & Museum, Sialkot.	3	1010	3	1019	3	1019
Museum, Taxila, Rawalpindi	187	10962	130	8283	130	8283
Museum, Harappa, Sahiwal.	50	7842	7	6862	7	6862
Allama Iqbal Museum, Javid Manzil, Lahore	2	156	9	303	9	303
PMDC Khewara Mines Museum, Chakwal	251	38622	178	23295	178	23295
<b>SINDH</b>	955	20102	224	13683	224	13683
National Museum of Pakistan, Karachi	58	3571	18	5205	18	5205
Sindh Provincial Museum, Hyderabad.	9	2298	11	2150	11	2150
Museum, Banbhore, Thatta.	22	1100	9	300	9	300
Museum, Moenjodaro, Larkana.	452	4290	30	3280	30	3280
Museum Umerkot, Tharparkar.	-	1141	3	979	3	979
Quid-e-Azam Birth Place, Karachi.	4	1358	3	249	3	249
Quid-e-Azam House Museum, Karachi.	410	6344	150	1520	150	1520
<b>KHYBER PAKHTUNKHWA</b>	37	4179	21	3654	21	3654
Peshawar Museum, Peshawar.	32	2725	18	2858	18	2858
Museum Saidu Sharif, Swat.	5	876	3	561	3	561
Dir Museum, Chakdara	-	578	-	235	-	235
<b>BALUCHISTAN</b>	-	84	-	94	-	94
Museum Balochistan, Quetta.	-	84	-	94	-	94

Source:-Department of Archaeology and Museum,  
Government of Pakistan & Provincial Government



## 9.4 Visitors at Heritage Site in Pakistan

Area/ attraction	December, 2016		January, 2017		February, 2017	
	Foreigner	National	Foreigner	National	Foreigner	National
<b>PAKISTAN</b>	1112	283272	574	269277	574	269277
<b>PUNJAB</b>	539	258549	471	242907	471	242907
Jahangir's Tomb, Lahore	50	16330	40	6740	40	6740
Shalimar Garden, Lahore	50	31140	25	13740	25	13740
Royal Fort (Shahi Qila), Lahore	202	179575	269	201382	269	201382
Hiran Minar & Tank, Sheikhpura	-	12700	-	5900	-	5900
Harappa, Sahiwal	50	7842	7	6862	7	6862
Taxila, Rawalpindi	187	10962	130	8283	130	8283
<b>SINDH</b>	507	11271	55	8372	55	8372
Banbhore , Thatta.	22	1100	9	300	9	300
Makli Hill Monument, Thatta	33	4740	13	3813	13	3813
Moenjodaro, Larkana.	452	4290	30	3280	30	3280
Umerkot Fort, Tharparkar.	-	1141	3	979	3	979
<b>KHYBER PAKHTUNKHWA.</b>	66	13452	48	17998	48	17998
Remains of Takht-i-Bhai, Mardan	12	13012	15	17338	15	17338
Butkara Site Museum, Saidu Sharif, Swat	4	40	3	60	3	60
Julian Site, Haripur	50	400	30	600	30	600
<b>BALUCHISTAN</b>						

Source: Department of Archaeology and Museum.  
Government of Pakistan & Provincial Government.

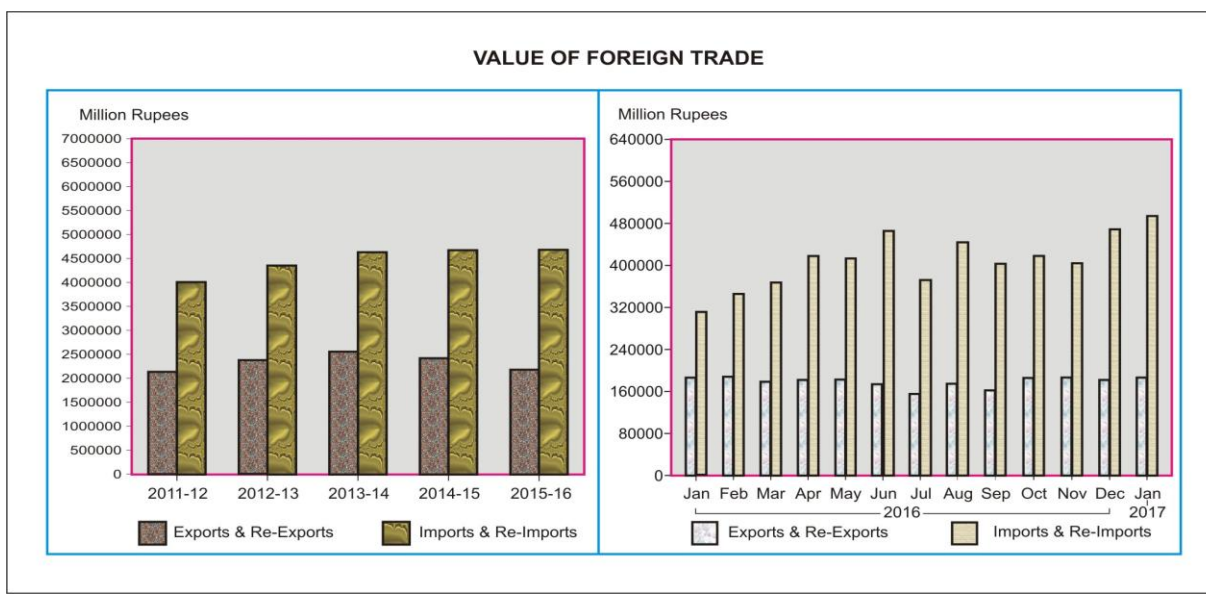
## 10. TRADE

## 10.1 Value of Foreign Trade

(Million Rupees)

Year / Month	Exports	Re-Exports	Imports	Re-Imports	Balance of Trade
2011-12	2110605.5	18570.2	4009093.0	--	-1883049.0
2012-13	2366477.8	9946.3	4349879.5	--	-1973455.4
2013-14	2583463.2	16369.1	4630520.8	1855.7	-2032544.2
2014-15	2397513.0	20191.2	4644151.6	20961.9	-2247409.3
2015-16	2166846.4	18574.8	4658748.9	20748.0	-2494075.7
2016 Jan	185298.2	954.2	362229.4	1661.1	-177638.1
Feb	186869.1	1852.1	343205.7	1572.0	-156056.5
Mar	181891.1	1043.9	371192.6	1582.0	-189839.6
Apr	179622.0	2031.5	399929.3	1779.7	-220055.5
May	191221.3	869.1	416800.7	1692.1	-226402.4
Jun	172176.3	2328.9	464126.8	1875.5	-291497.1
Jul	154463.0	1146.8	370368.8	1645.0	-216404.0
Aug	172989.6	2117.8	450160.7	2053.6	-277106.9
Sep	160787.3	1266.7	400544.8	1786.6	-240277.4
Oct	183040.8	1452.0	417105.7	1804.0	-234416.9
Nov	183930.6	2054.0	440287.5	1653.6	-255956.5
Dec	180320.7	1593.3	467036.0	1898.0	-287020.0
2017 Jan *	185875.9	710.4	491952.8	1952.9	-307319.4

\* : Provisional

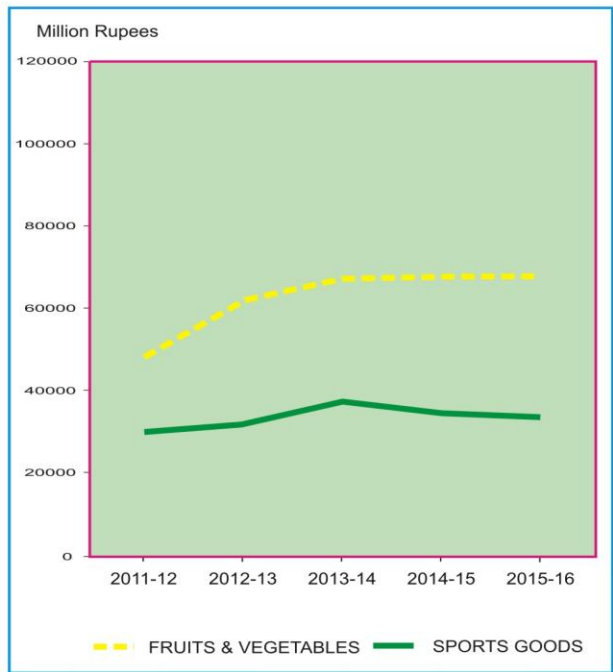
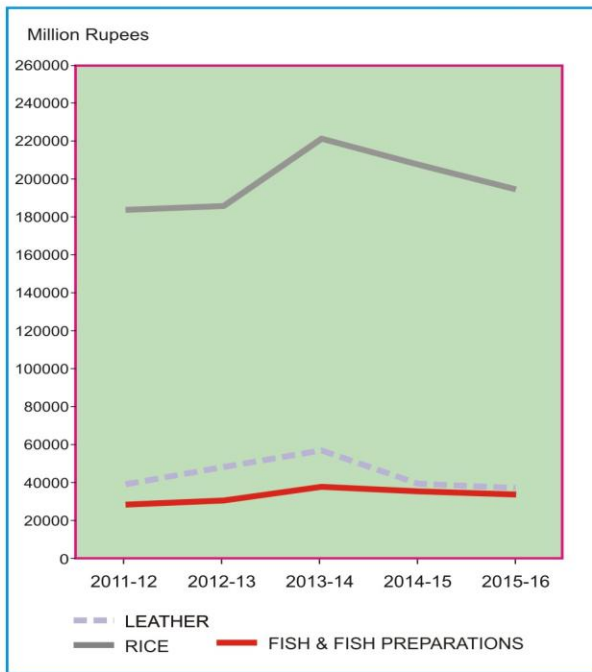
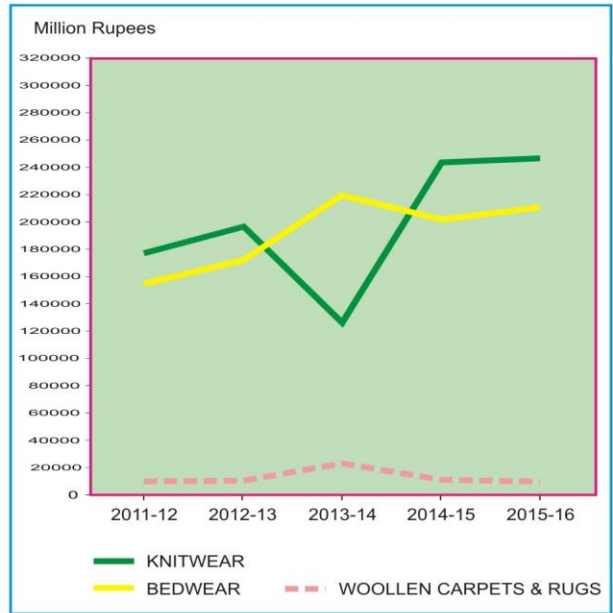
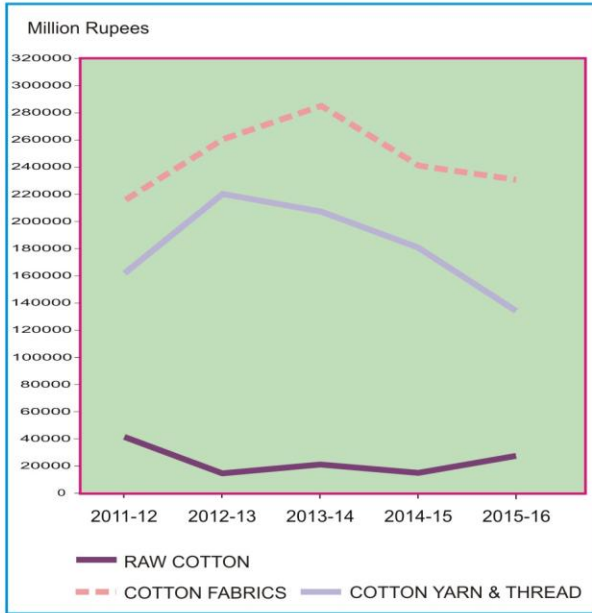


## 10.2 Exports by Commodity/Group

(Million Rupees)

Year/ Month	Raw Cotton	Cotton Fabrics	Cotton Yarn and Thread	Knitwear	Bedwear	Woollen Carpets & Rugs	Leather	Rice	Fish & Fish Prepara- tions	Fruits & Vege- tables	Sports goods
2011-12	41392.6	218159.8	163403.5	176652.4	155108.3	10113.5	39841.2	184405.0	28597.6	48321.8	30241.0
2012-13	14888.1	260237.5	219017.0	197434.3	172724.2	11484.6	48455.7	186623.1	30759.1	62126.8	32375.2
2013-14	21352.5	285130.2	207199.9	235564.7	219961.7	12616.2	56496.4	222906.7	37917.6	66703.9	37259.6
2014-15	14932.7	248430.9	188615.4	243718.7	213017.9	11772.5	49582.8	206266.3	35429.4	67864.3	34293.6
2015-16	7948.1	230757.3	134027.9	246267.3	210543.5	9896.6	37802.9	194249.6	33918.4	66839.6	33861.6
2016 Jan	223.1	20097.1	9585.3	21675.6	17774.2	871.5	2718.2	16549.4	2536.5	10475.6	2739.3
Feb	75.2	19191.2	11382.9	18171.3	17872.4	699.8	2679.1	19024.2	2274.6	9181.2	2805.3
Mar	93.6	20899.3	9943.2	18313.0	17913.7	611.8	3305.6	17503.4	2910.9	6262.2	2590.2
Apr	35.6	20325.0	9980.9	19087.1	17818.5	887.7	3273.4	18154.0	3209.4	5144.1	3325.8
May	34.7	19507.5	10004.9	22765.3	19246.7	875.1	3685.5	17465.6	3641.5	4563.3	3125.1
Jun	66.4	15485.6	9451.1	22682.5	16442.5	679.0	2980.8	15067.3	2027.2	4199.5	2982.4
Jul	342.9	18186.7	11039.7	21543.2	17750.5	721.9	2700.2	8795.4	1164.5	3286.8	2564.3
Aug	724.2	21493.6	12617.0	21218.4	19468.0	686.9	3247.5	7906.2	1921.7	5072.9	2984.2
Sep	758.9	17615.7	9484.2	19212.6	18122.8	857.6	3035.2	8692.6	3615.0	3937.0	2274.9
Oct	1209.1	19213.1	12182.5	20598.7	19614.9	638.8	2926.8	15574.7	5306.9	4097.5	2682.4
Nov	470.9	17483.2	13520.5	20025.8	18008.4	820.1	3187.3	17352.1	4313.8	3963.9	2458.6
Dec	248.4	17668.4	11266.0	20639.8	17809.9	746.0	2697.8	16284.3	2873.6	6539.9	3052.6
2017 Jan *	111.5	21217.6	9925.2	20472.6	18593.8	518.4	2583.4	17166.6	2849.5	8756.4	2467.2

EXPORTS BY COMMODITY/GROUP

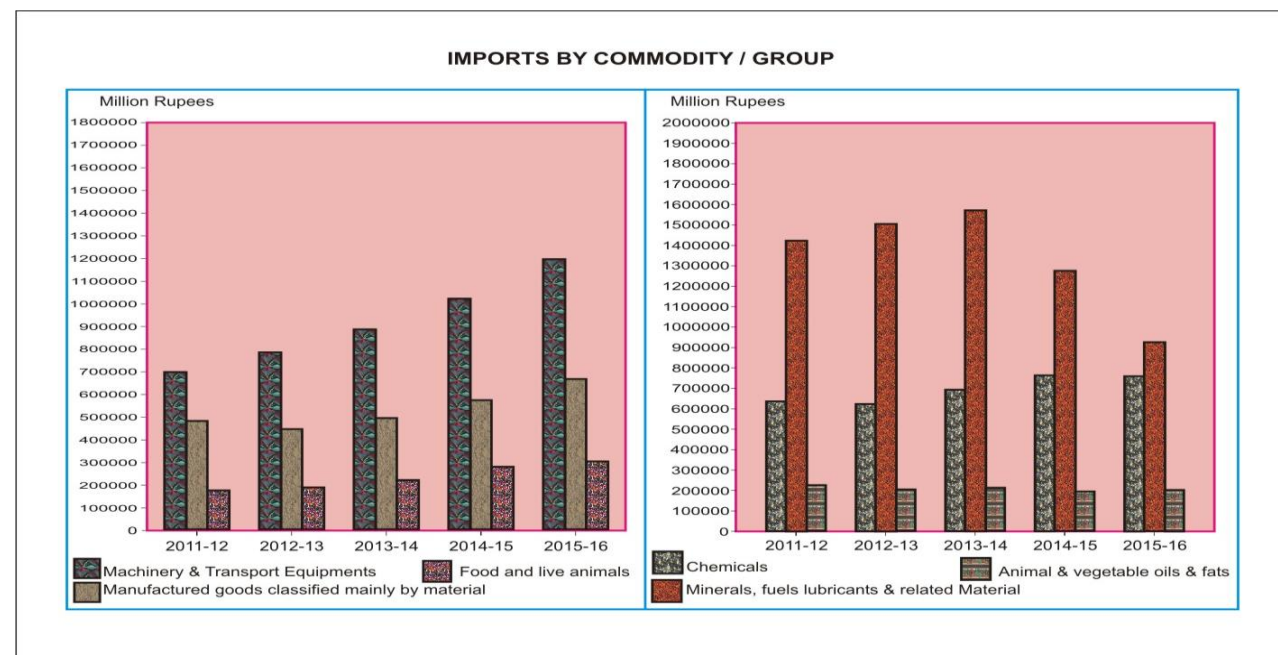


## 10.3 Imports by Commodity/Group

(Million Rupees)

Year/Month	Machinery and Transport Equipment	Manufactured Goods Classified Mainly by Material	Food and Live animals	Chemicals	Mineral Fuels, Lubricants and related Materials	Animal or Vegetable Oils & Fats
2011-12	699993.9	482498.6	179555.6	637823.7	1420173.6	228731.4
2012-13	783966.3	444919.9	190555.4	621466.0	1504034.0	205311.0
2013-14	886479.3	496850.9	221052.9	691397.7	1570968.0	213427.6
2014-15	1019546.8	571607.2	280008.3	761241.6	1274835.8	193222.0
2015-16	1197306.7	661908.8	305420.7	755705.4	927237.0	201551.1
2016 Jan	101988.2	57356.8	24612.9	48724.4	58437.1	15196.3
Feb	89787.7	52117.9	19382.6	54454.1	58031.5	16567.8
Mar	98704.2	54700.5	26432.2	61143.8	63576.9	18062.5
Apr	114243.5	61122.2	22051.6	67739.9	67331.1	15469.2
May	103831.6	57172.1	28683.2	66620.9	86164.7	20206.2
Jun	136160.5	59940.9	27429.0	64448.2	102680.1	16301.9
Jul	97355.3	50976.7	22292.1	60724.8	87512.6	13060.9
Aug	145172.9	62853.0	28657.2	65166.2	83339.0	16417.9
Sep	114235.0	50983.6	25435.2	58982.8	93048.8	15408.0
Oct	129114.4	53452.9	27008.9	58652.6	90505.2	16791.2
Nov	118617.8	59607.4	27711.3	66151.6	102300.0	17928.8
Dec	132700.2	61183.8	26680.4	67315.2	105297.8	18966.9
2017 Jan*	158841.0	63992.7	32780.0	65342.3	91327.0	18859.0

\*: Provisional



## 10.4 Exports by Selected Commodities in Dollars

(In Thousand Dollar)

Groups/commodities	Unit	Jan., 2017		Cuml, From July, 2016		Jan., 2016		Cuml, From July, 2015	
		Quantity	Value	Quantity	Value	Quantity	Value	Quantity	Value
<b>GRAND TOTAL</b>			<b>1774808</b>		<b>11669714</b>		<b>1767458</b>		<b>12073233</b>
<b>A.PRIMARY COMMODITIES</b>			<b>326970</b>		<b>1812817</b>		<b>324581</b>		<b>2040095</b>
01.RICE	MT	388026	163913	2048037	876745	346691	157856	2307273	1027051
(I) RICE BASMATI	MT	30750	31055	221098	208145	41536	33215	283495	261911
(II) RICE OTHER VARIETIES	MT	357276	132857	1826939	668600	305155	124640	2023778	765141
02.FISH AND FISH PREPARATIONS	KG	10915431	27208	77797965	210654	8707383	24194	71821692	190480
03.FRUILS & VEGETABLES INCL.JUICES	KG	222660516	84759	731939084	351223	220118946	101356	774848812	370214
(I) FRUILS	KG	127843903	61204	423366439	259346	146619717	77553	413753105	257213
(II) VEGETABLES	KG	93826335	22405	301025167	81276	72502554	22368	351488968	102147
(III) FRUIT & VEGETABLE JUICES	KG	990278	1150	7547478	10602	996675	1436	9606739	10854
04.WHEAT	MT	3676	967	3676	967	50	20	50	20
05.WHEAT FLOUR	MT	81465	22042	512536	145442	14772	4699	481785	154069
06.SPICES(INCL. CHILLIES)	KG	1904047	6892	12389913	44369	1610374	6471	11306166	41601
07.OIL SEEDS, NUTS AND KERNALS	KG	2513371	2829	17387854	23072	1935755	2529	12536436	17090
08.LEGUMINOUS VEGETABLE	KG			606000	528				
09.FLOWERS	KG	39580	111	308481	826	53175	100	269383	585
10.RAW HIDES AND SKINS	KG			805	13	22412	86	78492	302
11.RAW WOOL AND ANIMAL HAIR	KG	311537	517	1607959	2903	397642	703	2797752	4609
(I) RAW WOOL	KG	37227	91	339782	752	99928	205	1184619	2034
(II) ANIMAL HAIR	KG	274310	426	1268177	2151	297714	498	1613133	2575
12.CRUE ANIMAL MATERIAL	KG	1361653	1766	8368785	10812	1629470	2177	13115487	15076
13.CRUE FERTILIZER	MT	1482	215	8646	1280	2330	282	16351	1752
14.MOLASSES	KG	10906068	1510	24302980	3149	106000	13	25301722	3016
15.RAW COTTON	MT	619	1065	21532	36951	1445	2128	47404	73711
16.COTTON WASTE	MT	3429	4358	22594	25796	5230	4834	23345	23871
17.PETROLEUM CRUE	MT			107781	38048	33789	10958	204716	76522
18.MARBLAS AND STONES	MT	25847	3750	223041	30977	32604	4566	252630	34865
19.TOBACCO	KG	1369819	5068	2360912	9060	582005	1610	1695191	5263
(I) UN-MANUFACTURED	KG	1322982	4828	2105358	7758	567901	1531	1584221	4764
(II) MANUFACTURED EXCL.CIGARETTE	KG	46837	240	255554	1302	14104	80	110970	499
20.COKE	MT								
<b>B.TEXTILES MANUFACTURES</b>			<b>1024398</b>		<b>7001607</b>		<b>1043301</b>		<b>7064626</b>
01.COTTON YARN	KG	34789099	92735	265704291	749923	29921216	88824	260375078	790016
02.COTTON CLOTH	SQM	207665073	202593	1213797344	1269570	187780962	191696	1286371902	1302120
03.ARTICLES OF APPAREL & CLOTHING ACCESSORIES (EXCL. KNITWEARS)	DOZ	3034043	201806	19622753	1301893	2923287	209560	18296043	1249638
04.ART SILK AND SYNTHETIC TEXTILES	SQM	4138927	5638	69286189	89110	22315444	25548	173023908	173527
05.COTTON THREAD	KG	515563	2034	3600138	14758	677714	2604	2936790	12061
06.TEXTILE FABRICS WOVEN(OTHER THAN COTTON & ARTIFICIAL FABRICS)	--		39		2724		559		4417
07.TULE, LACE, EMBROIDERY ETC	--		971		8317		1325		8413
08.COTTON BAGS/SACKS	MT	320	826	3666	7478	751	1469	3604	6693
09.TENTS & OTHER CANVAS GOODS	KG	5200099	15483	30215803	85551	4074706	11113	20720096	53197
10.BED WEAR	KG	28825823	177540	206904884	1236052	28202404	169538	187277206	1166601
11.TOWELS	KG	16555057	70018	107678461	449998	15140031	64392	105309546	469469
12.TEXTILE MADE UPS (EXCL. TOWELS & BED WEAR)	--		54521		371645		63252		370326
13.KNITWEARS	DOZ	9387295	195480	60549808	1373054	14954783	206751	68833526	1398236
14.WASTE MATERIAL OF TEXTILE FIBRES/FABRICS	KG	2290755	1594	16629621	10981	2638008	1648	20375092	15098
15.YARN OTHER THAN COTTON YARN	KG	467133	1245	4908885	13796	777884	1943	7654296	20149
16.KINTTED OR CROCHATED FABRICS	SQM	824560	1875	6024714	16757	925995	3080	8077013	24667

Contd.

## 10.4 Exports by Selected Commodities in Dollars

(In Thousand Dollar)

Groups/commodities	Unit	Jan., 2017		Cuml, From July, 2016		Jan., 2016		Cuml, From July, 2015	
		Quantity	Value	Quantity	Value	Quantity	Value	Quantity	Value
<b>C.OTHER MANUFACTURES</b>			<b>261341</b>		<b>1836786</b>		<b>242843</b>		<b>1864442</b>
01.CIGARETTES	THNO	4800	72	32032	607	4352	99	19576	440
02.LEATHER	SQM	2017768	24667	11119619	194708	1179915	25928	9990804	210576
03.CARPETS,RUGS AND TAPESTRIES ETC	SQM	109762	5013	1116142	48635	158778	8535	1106693	61049
(I) WOOLLEN CARPETS AND RUGS	SQM	105354	4950	971681	47675	148412	8313	1012025	59035
(II) WOOLLEN CARPET MACHINE MADE	SQM			1211	35	138	4	5902	186
(III) TAPESTRY CLOTH	SQM								
(IV) CARPETS KNOTTED & OTHER FLOOR COVERING	SQM	4408	63	143250	925	10228	217	88766	1828
04.PETROLEUM PRODUCTS	MT	23789	11104	142699	62362	8341	4003	54328	32019
05.FEEDING STUFF FOR ANIMALS	KG	22728031	5626	151719708	29883	25873516	5286	215276481	39748
06.CHEMICALS AND PHARMACEUTICAL PRODUCTS	--		73913		470061		46764		453366
(I) PLASTIC MATERIALS	KG	17373442	17459	110832820	123620	6671234	13998	70875993	106434
(II) PHARMACAUTICAL PRODUCTS.	KG	937464	19398	6407720	128750	985609	19236	7020208	125297
(III) FERTILIZER MANUFACTURES	MT			2	1				
(IV) OTHER CHEMICAL	--		37055		217690		13530		221635
07.RUBBER MANUFACTURES	--		1208		8865		890		6954
08.PAPER AND PAPER BOARD	KG	3301701	7594	23550291	54784	1273640	3690	9481697	28576
09.GUAR AND GUAR PRODUCTS	KG	2307971	2742	10638477	13218	1415260	1962	8736998	15352
10.CUTLERY	--		6185		46224		6088		45652
11.GOLD	GM								
12.COPPER AND ARTICLES THEREOF	--		6643		32689		4739		41808
13.MACHINERY & TRANSPORT EQUIPMENT (INCL.ENGINEERING ELECTRICAL GOODS)	--		12568		96512		19024		105088
(I) ELECTRIC FANS	NO	103186	1892	638575	12141	115878	2221	580224	12209
(II) TRANSPORT EQUIPMENT	--		648		4989		383		6322
(III) OTHER ELECTRICAL MACHINERY	--		1979		20733		3226		22766
(IV) MACHINERY SPECIALIZED	--		3200		14113		1698		17525
PARTICULARS INDUSTRIES									
(V) AUTO PARTS	--		1121		7368		1005		9013
(VI) OTHER MACHINERY	--		3727		37167		10492		37253
14.FOOTWEARS	PAIR	804055	9170	5484676	56041	1220310	11125	6591273	61224
(I) LEATHER FOOTWEAR	PAIR	599310	8315	3200103	48573	645816	9574	3423737	50559
(II) CANVAS FOOTWEAR	PAIR	2356	17	48900	276	626	5	99479	368
(III) OTHER FOOTWEAR	PAIR	202389	839	2235673	7191	573868	1546	3068057	10297
15.LEATHER MANUFACTURES(EXCL. LEATHER FOOTWEARS)	--		38237		298567		43556		315825
(I) LEATHER GLOVES	DOZ	369043	13983	2765848	108082	361696	12631	2867885	110228
(II) APPAREL & CLOTHING	DOZ	54041	23378	468211	182719	77130	29785	525649	197821
(III) OTHER LEATHER MANUFACTURES	KG	63539	876	631089	7766	82526	1139	558635	7776
16.HOUSE-HOLD EQUIPMENT	KG	691763	2119	5234624	15899	880290	2439	6419714	18294
17.SPORTS GOODS	--		23557		176603		26129		183029
(I) FOOT BALLS COMPLETE	DOZ	220306	12405	1553162	83532	283453	12731	1930650	93026
(II) GLOVES (SPORTS)	DOZ	158013	8051	1402094	65562	184865	8814	1267614	58645
(III) OTHER	--		3101		27509		4584		31358
18.SURGICAL GOODS,MEDICAL INSTRUMENTS AND APPLIANCES	NO	7402830	27644	116363859	191979	16679680	26752	138386826	203800
19.ONYX MANUFACTURED	KG	186662	514	1199845	2988	294164	710	1999363	4406
20.HANDICRAFTS	--				2852				10
21.TEXTILE PRODUCT & ARTICLE FOR TECHNICAL USE	KG	15744	69	147614	725	23033	184	142507	817
22.BOOKS AND PRINTED MATTERS	--		555		3103		582		3560
23.PIG IRON	MT	36	18	44	27				
24.PRECIOUS/SEMI-PRECIOUS STONE	GM	312412	282	2190645	1836	454388	318	4619745	2316
25.JEWELLERY	--		328		3978		550		3914
26.ARTICLES OF PLASTIC	KG	960349	2653	11212585	31887	1486999	4844	11587595	36368
27.FURNITURE	NO	18040	362	167003	2651	19865	392	200184	2923
28.PARTS OF FOOTWEAR	--		107		829		31		541
D.OTHERS	--		162099		1018504		156734		1104070

## 10.5 Exports by Selected Commodities in Rupees

(In Thousand Rupees)

Groups/commodities	Unit	Jan., 2017		Cuml. From July, 2016		Jan., 2016		Cuml. From July, 2015	
		Quantity	Value	Quantity	Value	Quantity	Value	Quantity	Value
		<b>GRAND TOTAL</b>							
		185875872		1221407767		185298226		1255066523	
<b>A.PRIMARY COMMODITIES</b>		34243637		189742317		34028680		212410520	
01.RICE	MT	388026	17166587	2048037	91771857	346691	16549405	2307273	107031108
(I) RICE BASMATI	MT	30750	3252411	221098	21785285	41536	3482250	283495	27203517
(II) RICE OTHER VARIETIES	MT	357276	13914176	1826939	69986572	305155	13067155	2023778	79827591
02.FISH AND FISH PREPARATIONS	KG	10915431	2849536	77797965	22045012	8707383	2536477	71821692	19854766
03.FRUIT & VEGETABLES INCL.JUICES	KG	222660516	8876790	731939084	36764034	220118946	10626071	774848812	38576840
(I) FRUITS	KG	127843903	6409885	423366439	27146525	146619717	8130508	413753105	26838680
(II) VEGETABLES	KG	93826335	2346485	301025167	8507795	72502554	2345060	351488968	10610633
(III) FRUIT & VEGETABLE JUICES	KG	990278	120421	7547478	1109714	996675	150503	9606739	1127527
04.WHEAT	MT	3676	101314	3676	101314	50	2061	50	2061
05.WHEAT FLOUR	MT	81465	2308441	512536	15221631	14772	492644	481785	15984443
06.SPICES(INCL. CHILLIES)	KG	1904047	721795	12389913	4644106	1610374	678364	11306166	4332481
07.OIL SEEDS, NUTS AND KERNALS	KG	2513371	296310	17387854	2414781	1935755	265130	12536436	1785604
08.LEGUMINOUS VEGETABLE	KG			606000	55303				
09.FLOWERS	KG	39580	11645	308481	86440	53175	10465	269383	61039
10.RAW HIDES AND SKINS	KG			805	1408	22412	8965	78492	31274
11.RAW WOOL AND ANIMAL HAIR	KG	311537	54145	1607959	303887	397642	73714	2797752	478408
(I) RAW WOOL	KG	37227	9508	339782	78744	99928	21464	1184619	211388
(II) ANIMAL HAIR	KG	274310	44637	1268177	225143	297714	52251	1613133	267020
12.CRUDE ANIMAL MATERIAL	KG	1361653	184908	8368785	1131605	1629470	228190	13115487	1568015
13.CRUDE FERTILIZER	MT	1482	22552	8646	134010	2330	29615	16351	182231
14.MOLASSES	KG	10906068	158138	24302980	329800	106000	1367	25301722	311835
15.RAW COTTON	MT	619	111548	21532	3866063	1445	223118	47404	7642605
16.COTTON WASTE	MT	3429	456396	22594	2699754	5230	506746	23345	2484817
17.PETROLEUM CRUDE	MT			107781	3980923	33789	1148827	204716	7910334
18.MARBLES AND STONES	MT	25847	392709	223041	3242030	32604	478702	252630	3624319
19.TOBACCO	KG	1369819	530823	2360912	948360	582005	168819	1695191	548339
(I) UN-MANUFACTURED	KG	1322982	505641	2105358	812136	567901	160482	1584221	496428
(II) MANUFACTURED EXCL.CIGARETTE	KG	46837	25182	255554	136223	14104	8337	110970	51910
20.COKE	MT								
<b>B.TEXTILES MANUFACTURES</b>		107285297		732819657		109378435		734181176	
01.COTTON YARN	KG	34789099	9712126	265704291	78490838	29921216	9312252	260375078	82004853
02.COTTON CLOTH	SQM	207665073	21217560	1213797344	132878236	187780962	20097140	1286371902	135348713
03.ARTICLES OF APPAREL & CLOTHING ACCESSORIES (EXCL. KNITWEARS)	DOZ	3034043	21135185	19622753	136266866	2923287	21969991	18296043	129914841
04.ART SILK AND SYNTHETIC TEXTILES	SQM	4138927	590485	69286189	9323438	22315444	2678381	173023908	18037798
05.COTTON THREAD	KG	515563	213072	3600138	1544284	677714	272959	2936790	1260006
06.TEXTILE FABRICS WOVEN(OTHER THAN COTTON & ARTIFICIAL FABRICS)	--		4119		285063		58643		459202
07.TULE, LACE, EMBROIDERY ETC	--		101722		870467		138900		874285
08.COTTON BAGS/SACKS	MT	320	86503	3666	782767	751	154031	3604	697311
09.TENTS & OTHER CANVAS GOODS	KG	5200099	1621536	30215803	8954558	4074706	1165118	20720096	5549513
10.BED WEAR	KG	28825823	18593801	206904884	129368309	28202404	17774163	187277206	121249592
11.TOWELS	KG	16555057	7332943	107678461	47098865	15140031	6750765	105309546	48782395
12.TEXTILE MADE UPS (EXCL. TOWELS & BED WEAR)	--		5709963		38898160		6631214		38527090
13.KNITWEARS	DOZ	9387295	20472609	60549808	143711016	14954783	21675567	68833526	145248021
14.WASTE MATERIAL OF TEXTILE FIBRES/FABRICS	KG	2290755	166929	16629621	1149292	2638008	172789	20375092	1569703
15.YARN OTHER THAN COTTON YARN	KG	467133	130410	4908885	1443717	777884	203661	7654296	2093881
16.KINTTED OR CROCHATED FABRICS	SQM	824560	196336	6024714	1753782	925995	322862	8077013	2563972

Contd.



## 10.5 Exports by Selected Commodities in Rupees

(In Thousand Rupees)

Groups/commodities	Unit	Jan., 2017		Cuml. From July, 2016		Jan., 2016		Cuml. From July, 2015	
		Quantity	Value	Quantity	Value	Quantity	Value	Quantity	Value
		<b>C. OTHER MANUFACTURES</b>		<b>27370296</b>		<b>192244116</b>		<b>25459340</b>	
01.CIGARETTES	THNO	4800	7502	32032	63479	4352	10426	19576	45916
02.LEATHER	SQM	2017768	2583400	11119619	20378183	1179915	2718227	9990804	21878444
03.CARPETS,RUGS AND TAPESTRIES ETC	SQM	109762	525032	1116142	5090167	158778	894794	1106693	6351943
(I) WOOLLEN CARPETS AND RUGS	SQM	105354	518419	971681	4989678	148412	871545	1012025	6143277
(II) WOOLLEN CARPET MACHINE MADE	SQM			1211	3689	138	451	5902	19077
(III) TAPESTRY CLOTH	SQM								
(IV) CARPETS KNOTTED & OTHER FLOOR COVERING	SQM	4408	6613	143250	96799	10228	22797	88766	189589
04.PETROLEUM PRODUCTS	MT	23789	1162970	142699	6527508	8341	419658	54328	3318892
05.FEEDING STUFF FOR ANIMALS	KG	22728031	589234	151719708	3127841	25873516	554175	215276481	4138924
06.CHEMICALS AND PHARMACEUTICAL PRODUCTS	--		7740897		49197341		4902733		47021648
(I) PLASTIC MATERIALS	KG	17373442	1828511	110832820	12938930	6671234	1467574	70875993	11050138
(II) PHARMACAUTICAL PRODUCTS.	KG	937464	2031566	6407720	13475211	985609	2016695	7020208	13023991
(III) FERTILIZER MANUFACTURES	MT			2	102				
(IV) OTHER CHEMICAL	--		3880820		22783097		1418464		22947519
07.RUBBER MANUFACTURES	--		126479		927721		93289		723365
08.PAPER AND PAPER BOARD	KG	3301701	795310	23550291	5734012	1273640	386817	9481697	2969877
09.GUAR AND GUAR PRODUCTS	KG	2307971	287167	10638477	1383482	1415260	205717	8736998	1594249
10.CUTLERY	--		647765		4837996		638217		4746262
11.GOLD	GM								
12.COPPER AND ARTICLES THEREOF	--		695743		3422062		496832		4352470
13.MACHINERY & TRANSPORT EQUIPMENT (INCL.ENGINEERING ELECTRICAL GOODS)	--		1316206		10101309		1994467		10925190
(I) ELECTRIC FANS	NO	103186	198125	638575	1270759	115878	232807	580224	1267690
(II) TRANSPORT EQUIPMENT	--		67859		522080		40118		654050
(III) OTHER ELECTRICAL MACHINERY	--		207307		2169996		338208		2364624
(IV) MACHINERY SPECIALIZED PARTICULARS INDUSTRIES	--		335134		1477317		178056		1818085
(V) AUTO PARTS	--		117418		771224		105347		936732
(VI) OTHER MACHINERY	--		390363		3889932		1099932		3884009
14.FOOTWEARS	PAIR	804055	960392	5484676	5865877	1220310	1166292	6591273	6358928
(I) LEATHER FOOTWEAR	PAIR	599310	870797	3200103	5084339	645816	1003733	3423737	5250846
(II) CANVAS FOOTWEAR	PAIR	2356	1771	48900	28933	626	488	99479	38274
(III) OTHER FOOTWEAR	PAIR	202389	87824	2235673	752605	573868	162072	3068057	1069808
15.LEATHER MANUFACTURES(EXCL. LEATHER FOOTWEARS)	--		4004513		31248894		4566360		32817495
(I) LEATHER GLOVES	DOZ	369043	1464390	2765848	11312382	361696	1324260	2867885	11451676
(II) APPAREL & CLOTHING	DOZ	54041	2448355	468211	19123671	77130	3122672	525649	20556694
(III) OTHER LEATHER MANUFACTURES	KG	63539	91768	631089	812841	82526	119428	558635	809125
16.HOUSE-HOLD EQUIPMENT	KG	691763	221887	5234624	1664012	880290	255667	6419714	1902423
17.SPORTS GOODS	--		2467164		18484226		2739332		19032804
(I) FOOT BALLS COMPLETE	DOZ	220306	1299139	1553162	8743045	283453	1334675	1930650	9666051
(II) GLOVES (SPORTS)	DOZ	158013	843231	1402094	6861976	184865	924046	1267614	6096352
(III) OTHER	--		324794		2879205		480611		3270402
18.SURGICAL GOODS,MEDICAL INSTRUMENTS AND APPLIANCES	NO	7402830	2895204	116363859	20092974	16679680	2804603	138386826	21191398
19.OBYX MANUFACTURED	KG	186662	53853	1199845	312750	294164	74470	1999363	459082
20.HANDICRAFTS	--				298601				1047
21.TEXTILE PRODUCT & ARTICLE FOR TECHNICAL USE	KG	15744	7267	147614	75898	23033	19272	142507	85063
22.BOOKS AND PRINTED MATTERS	--		58101		324810		61005		370639
23.PIG IRON	MT	36	1873	44	2860				
24.PRECIOUS/SEMI-PRECIOUS STONE	GM	312412	29517	2190645	192153	454388	33378	4619745	241508
25.JEWELLERY	--		34389		416249		57644		406997
26.ARTICLES OF PLASTIC	KG	960349	277877	11212585	3336921	1486999	507859	11587595	3778198
27.FURNITURE	NO	18040	37922	167003	277415	19865	41145	200184	304009
28.PARTS OF FOOTWEAR	--		11179		86758		3225		56431
D.OTHERS	--		16976642		106601677		16431771		114774654

## 10.6 Imports by Selected Commodities in Dollars

(In Thousand Dollar)

Groups/commodities	Unit	Jan., 2017		Cuml, From July, 2016		Jan., 2016		Cuml, From July, 2015	
		Quantity	Value	Quantity	Value	Quantity	Value	Quantity	Value
<b>GRAND TOTAL</b>			<b>4697339</b>		<b>29020528</b>		<b>3455107</b>		<b>25617178</b>
<b>A. FOOD GROUP</b>			<b>388625</b>		<b>2190932</b>		<b>314978</b>		<b>2051980</b>
1.MILK AND CREAM	KG	4834576	10849	37678208	80723	5722111	12999	30911367	90210
2.WHEAT UNMILLED	MT	--	--	--	--	--	--	--	--
3.PULSES	KG	160575423	119777	593326191	490953	121012654	81012	563814916	349840
4.DRY FRUITS	KG	11265219	16308	80084280	99770	10425603	11764	75887085	76627
5.SUGAR REFINED	MT	758	428	5523	2988	823	415	8494	4417
6.TEA	KG	17122405	47971	119313928	305343	14851155	46100	105941020	326053
7.SPICES	KG	8630659	11100	68964794	75939	12477703	13717	89632912	82309
8.MILK FOOD FOR BABIES,INFT.,INVLD	KG	1491610	9599	8847852	57861	1198250	8424	6441833	47938
9.BEVERAGES	LTR	893145	576	5956301	4046	516949	267	5676001	3202
10.PALM OIL	KG	236949873	171946	1448796495	1015245	214113391	121315	1541995693	951236
11.SOYABEAN OIL	KG	46589	71	38239585	58063	14647597	18964	90499622	120148
<b>B. MACHINERY GROUP</b>			<b>1516670</b>		<b>8561027</b>		<b>972808</b>		<b>6289646</b>
1.POWER GENERATING MACH.	--		278211		1961716		231617		1021819
2.AGRICULTURE MACHINERY&IMPLEMENTS	--		8787		60856		6483		49965
3.CONSTRUCTION & MINING MACHINERY	--		44167		294801		19859		181764
4.TEXTILE MACHINERY	--		47751		306523		31619		264033
5.METAL WORKING MACHINERY	--		23229		81225		12005		57016
6.GEN INDUSTRIAL MACH & EQU/PARTS NS	--		258314		1436719		149982		976365
7.OFFICE MACH.INCL.DATA PROS. EQUI.	--		33062		291159		26996		176505
8.TELECOM & SOUND RECORDING EQUIP	--		120769		780760		104757		799255
9.ELECTRICAL MACHINERY & APPARATUS	--		266131		1228684		164403		1056758
10.ROAD MOTOR VEHICLES	--		196724		1321463		144193		1022791
11.RAILWAY VEHICLES	--		37531		103448		2970		29789
12.AIRCRAFTS,SHIPS AND BOATS	--		98531		241350		36225		396752
13.OTHER MACHINERY	--		103463		452325		41699		256835
<b>C. PETROLEUM GROUP</b>			<b>821955</b>		<b>5825016</b>		<b>521743</b>		<b>5010382</b>
1.CRUDE PETROLEUM	MT	598025	190615	4657760	1356203	372694	105462	3356062	1581680
2.PETROLEUM PRODUCTS	MT	1052713	518795	7594016	3724852	785478	377008	5627839	3081377
3.GAS NATURAL & MANUFACTURED	--		112544		743960		39272		347326
<b>D. TEXTILE GROUP</b>			<b>126948</b>		<b>811439</b>		<b>106060</b>		<b>836914</b>
1.SYNTHETIC AND REGENERATED FIBRE	KG	17793477	38041	123077440	250713	15800402	34277	144776394	296012
2.SYNTHETIC & ARTIFICIAL SILK YARN	KG	34572299	64238	191774613	378604	22197511	49764	162331296	362487
3.WORN CLOTHING	KG	31575245	11807	231250368	88189	39023124	14353	280700025	92309
4.ARTICLES OF APPAREL & CLOTHING	--		5897		63724		6897		62089
5.BAGS & SACKS OF TEX. MATERIALS	MT	342	529	2882	4160	397	523	4806	6038
6.JUTE	MT	9030	6435	36552	26048	372	245	27496	17979
<b>E. AGRICULTURE/OTH. CHEMICAL GROUP</b>			<b>623911</b>		<b>4226154</b>		<b>464755</b>		<b>4244950</b>
1.ORGANIC CHEMICALS	--		182461		1058543		132552		974503
2.INORGANIC CHEMICALS	--		22164		252845		28844		295628
3.DYEING TANNING & COLOUR MATERIAL	KG	14575775	40821	86297516	246029	12849403	34625	91961439	231429
4.MEDICINAL PRODUCTS	KG	1451025	79020	11258646	542650	1238163	56583	10841898	507483
5.ESSENTIAL OIL, PERFUMES TOILT ETC	KG	8523504	30193	57860009	193939	8947757	24888	69002764	184860
6.FERTILIZER MANUFACTURED	MT	90430	36894	1189375	442571	14349	6582	1297957	596068
7.PLASTIC MATERIALS	KG	112918221	163437	685615580	1041574	56579596	119177	547648950	1019808
8.INSECTICIDES	KG	1210492	10336	9770122	88812	1244797	10342	11583012	96781
9.OTHER.CHEMICAL PRODUCTS	--		58586		359189		51161		338389

Contd.

## 10.6 Imports by Selected Commodities in Dollars

(In Thousand Dollar)

Groups/commodities	Unit	Jan., 2017		Cuml, From July, 2016		Jan., 2016		Cuml, From July, 2015	
		Quantity	Value	Quantity	Value	Quantity	Value	Quantity	Value
		<b>F. METAL GROUP</b>							
			<b>380558</b>		<b>2262626</b>		<b>341179</b>		<b>2161198</b>
1.IRON ORES AND CONCENTRATES	MT	--	--	--	--	--	--	9500	1399
2.IRON AND STEEL SCRAP	MT	440364	112328	2148920	553999	398455	100033	2075920	597833
3.NON FERROUS BASE METAL WASTE & SCR	MT	15773	7266	84270	41563	11551	6019	88706	44759
4.IRON AND STEEL	MT	281280	181513	1814174	1153843	278803	170715	1595832	1083498
5.ALUMINIUM WROUGHT & WORKED	--		17295		104683		18593		105255
6.MANUFACTURES OF METAL NES	--		62157		408537		45819		328455
<b>G. MISCELLANEOUS ITEMS</b>									
			<b>465066</b>		<b>2822081</b>		<b>351428</b>		<b>2665681</b>
1.FEEDING STUFF FOR ANIMALS	KG	46528733	20474	342008010	127270	8827009	6335	575258048	267003
2.HIDES,SKINS AND FURSKINS RAW	KG	613344	2156	4362518	15922	1140559	3191	6170514	18725
3.OIL SEEDS & OLEAGINOUS FRUITS	KG	111850917	99289	739850272	549651	94883678	78256	716307277	435229
4.RUBBER CRUDE INCL.SYNTH/RECLAIMED	KG	7958957	16888	44156058	89306	5647937	13468	44269258	88211
5.WOOD & CORK	--		11913		65635		12334		58140
6.PULP AND WASTE PAPER	KG	19414893	8599	135474646	62399	17818173	7656	124869142	62675
7.FERTILIZER CRUDE	MT	7391	2972	74557	29429	19543	7639	119955	48054
8.CRUDE ANIMAL&VEGETABLE MATERIALS	KG	6882793	11416	60252346	100982	8062895	11559	57845836	100578
9.COAL, COKE & BRIQUETTES	MT	401615	50067	3056473	354073	343186	32610	2647318	264471
10.ANIMAL OILS AND FATS	KG	1638604	1101	15809220	9859	1657015	916	11062266	6712
11.ANIMAL/VEG, FAT OIL WAX ETC NES	KG	1565650	2695	11480837	17111	1671541	1965	10934877	12732
12.RUBBER TYRES & TUBES	NO	509113	28854	3642729	211641	385158	24432	2905919	189378
13.CORK/WOOD MFG.(EXCL FURNITURE)	KG	8635294	7931	53457768	48048	8897961	7408	58033348	43893
14.PAPER&PAPER BOARD & MANF. THEREOF	KG	52108406	44062	319360569	289867	39274771	36855	271143426	272178
15.CEMENT	MT	4944	1243	33336	7989	3396	774	31437	6961
16.PREFABRICATED BUILDGS,SANITRY,PLG	--		45931		110802		7399		63077
17.FOOTWEAR	PAIR	1551626	6520	13195553	65837	1459380	6990	12169978	61626
18.PROFESSIONAL,SCIENTFIC & CONTROL	--		46163		339857		40359		315706
19.PHOTO EQPT, OPTICAL GOODS N.E.S.	--		5386		36985		5407		43675
20.PRINTED MATTERS	--		5922		39279		4152		26808
21.ARTICLES N.E.S. OF PLASTICS	KG	2695934	13041	15721621	76777	2044982	11313	12450930	66879
22.BABY CARRIAGES, TOYS GAMES ETC.	--		9757		49095		6229		42351
23.OFFICE STATIONERY SUPPLY N.E.S	--		4459		24843		4320		22296
24.JEWELLERY OFGOLD/SILVERSMITH WEAR	--		971		7498		1290		8898
25.MUSICAL INSTRUMENTS AND PARTS	--		11717		72877		15877		90821
26.ARTICLES & MFG. OF CAVING ETC.	--		4155		9755		807		32789
27.GOLD.NON-MENETART NOT ORE/CONCEN	GM	35126	1384	251856	9291	49075	1885	425399	15813
<b>ALL OTHER ITEMS</b>									
			<b>373606</b>		<b>2321253</b>		<b>382157</b>		<b>2356427</b>

## 10.7 Imports by Selected Commodities in Rupees

(In Thousand Rupees)

Groups/commodities	Unit	Jan., 2017		Cuml, From July, 2016		Jan., 2016		Cuml, From July, 2015	
		Quantity	Value	Quantity	Value	Quantity	Value	Quantity	Value
		<b>GRAND TOTAL</b>			<b>491952818</b>		<b>3037456277</b>		<b>362229388</b>
<b>A. FOOD GROUP</b>			<b>40700689</b>		<b>229321989</b>		<b>33021882</b>		<b>213387465</b>
1.MILK AND CREAM	KG	4834576	1136171	37678208	8450067	5722111	1362808	30911367	9367057
2.WHEAT UNMILLED	MT	--	--	--	--	--	--	--	--
3.PULSES	KG	160575423	12544207	593326191	51391699	121012654	8493220	563814916	36396335
4.DRY FRUITS	KG	11265219	1707979	80084280	10442000	10425603	1233357	75887085	7968410
5.SUGAR REFINED	MT	758	44816	5523	312751	823	43518	8494	457874
6.TEA	KG	17122405	5024029	119313928	31959068	14851155	4833091	105941020	33927393
7.SPICES	KG	8630659	1162541	68964794	7947951	12477703	1438033	89632912	8561300
8.MILK FOOD FOR BABIES,INFT.,INVLD	KG	1491610	1005330	8847852	6056288	1198250	883163	6441833	4987823
9.BEVERAGES	LTR	893145	60323	5956301	423409	516949	27979	5676001	331657
10.PALM OIL	KG	236949873	18007885	1448796495	106263548	214113391	12718524	1.542E+09	98854359
11.SOYABEAN OIL	KG	46589	7408	38239585	6075208	14647597	1988187	90499622	12535257
<b>B. MACHINERY GROUP</b>			<b>158841023</b>		<b>896036724</b>		<b>101988157</b>		<b>654579266</b>
1.POWER GENERATING MACH.	--		29137041		205303306		24282456		106472005
2.AGRICULTURE MACHINERY&IMPLEMENTS	--		920298		6369549		679662		5192475
3.CONSTRUCTION & MINING MACHINERY	--		4625609		30852559		2082044		18858251
4.TEXTILE MACHINERY	--		5000937		32084695		3314855		27452302
5.METAL WORKING MACHINERY	--		2432813		8502339		1258540		5945153
6.GEN INDUSTRIAL MACH & EQU/PARTS NS	--		27053225		150379808		15723981		101621226
7.OFFICE MACH.INCL.DATA PROS. EQUIP.	--		3462588		30469763		2830194		18367324
8.TELECOM & SOUND RECORDING EQUIP	--		12648182		81720808		10982639		83179519
9.ELECTRICAL MACHINERY & APPARATUS	--		27871894		128608185		17235826		110035942
10.ROAD MOTOR VEHICLES	--		20602892		138309021		15117138		106382492
11.RAILWAY VEHICLES	--		3930673		10829051		311329		3083480
12.AIRCRAFTS,SHIPS AND BOATS	--		10319213		25264582		3797808		41235142
13.OTHER MACHINERY	--		10835657		47343056		4371686		26753954
<b>C. PETROLEUM GROUP</b>			<b>86083447</b>		<b>609674921</b>		<b>54698858</b>		<b>519982336</b>
1.CRUDE PETROLEUM	MT	598025	19963171	4657760	141941952	372694	11056501	3356062	163924326
2.PETROLEUM PRODUCTS	MT	1052713	54333500	7594016	389865722	785478	39525090	5627839	320001904
3.GAS NATURAL & MANUFACTURED	--		11786777		77867246		4117267		36056106
<b>D. TEXTILE GROUP</b>			<b>13295232</b>		<b>84929112</b>		<b>11119170</b>		<b>86986963</b>
1.SYNTHETIC AND REGENERATED FIBRE	KG	17793477	3984043	123077440	26240313	15800402	3593607	144776394	30701377
2.SYNTHETIC & ARTIFICIAL SILK YARN	KG	34572299	6727677	191774613	39628328	22197511	5217175	162331296	37710101
3.WORN CLOTHING	KG	31575245	1236526	231250368	9230130	39023124	1504703	280700025	9611443
4.ARTICLES OF APPAREL & CLOTHING	--		617588		6668188		723069		6467100
5.BAGS & SACKS OF TEX. MATERIALS	MT	342	55444	2882	435429	397	54881	4806	627210
6.JUTE	MT	9030	673954	36552	2726725	372	25735	27496	1869733
<b>E. AGRICULTURE/OTH. CHEMICAL GROUP</b>			<b>65342290</b>		<b>442335470</b>		<b>48724355</b>		<b>441258551</b>
1.ORGANIC CHEMICALS	--		19109147		110798318		13896649		101196872
2.INORGANIC CHEMICALS	--		2321201		26463684		3023944		30697109
3.DYEING TANNING & COLOUR MATERIAL	KG	14575775	4275169	86297516	25751529	12849403	3630062	91961439	24058740
4.MEDICINAL PRODUCTS	KG	1451025	8275804	11258646	56797028	1238163	5932047	10841898	52815793
5.ESSENTIAL OIL, PERFUMES TOILT ETC	KG	8523504	3162073	57860009	20299322	8947757	2609271	69002764	19214240
6.FERTILIZER MANUFACTURED	MT	90430	3863948	1189375	46317926	14349	690021	1297957	62034777
7.PLASTIC MATERIALS	KG	112918221	17116758	685615580	109016328	56579596	12494415	547648950	106013564
8.INSECTICIDES	KG	1210492	1082516	9770122	9295262	1244797	1084284	11583012	10038267
9.OTHER.CHEMICAL PRODUCTS	--		6135673		37596072		5363661		35189191

Contd.

## 10.7 Imports by Selected Commodities in Rupees

(In Thousand Rupees)

Groups/commodities	Unit	Jan., 2017		Cuml, From July, 2016		Jan., 2016		Cuml, From July, 2015	
		Quantity	Value	Quantity	Value	Quantity	Value	Quantity	Value
<b>F. METAL GROUP</b>			<b>39855910</b>		<b>236825475</b>		<b>35768860</b>		<b>224799959</b>
1.IRON ORES AND CONCENTRATES	MT	--	--	--	--	--	--	9500	142300
2.IRON AND STEEL SCRAP	MT	440364	11764106	2148920	57989433	398455	10487342	2075920	62178738
3.NON FERROUS BASE METAL WASTE & SCR	MT	15773	760937	84270	4350585	11551	631071	88706	4650513
4.IRON AND STEEL	MT	281280	19009849	1814174	120768593	278803	17897575	1595832	112686872
5.ALUMINIUM WROUGHT & WORKED	--		1811336		10956927		1949247		10952657
6.MANUFACTURES OF METAL NES	--		6509681		42759936		4803624		34188879
<b>G. MISCELLANEOUS ITEMS</b>			<b>48706436</b>		<b>295381891</b>		<b>36843265</b>		<b>277109187</b>
1.FEEDING STUFF FOR ANIMALS	KG	46528733	2144223	342008010	13322446	8827009	664145	575258048	27647195
2.HIDES,SKINS AND FURSKINS RAW	KG	613344	225747	4362518	1666486	1140559	334536	6170514	1945135
3.OIL SEEDS & OLEAGINOUS FRUITS	KG	111850917	10398507	739850272	57529534	94883678	8204301	716307277	45402896
4.RUBBER CRUDE INCL.SYNTH/RECLAIMED	KG	7958957	1768656	44156058	9348003	5647937	1411979	44269258	9163000
5.WOOD & CORK	--		1247660		6869803		1293080		6045911
6.PULP AND WASTE PAPER	KG	19414893	900588	135474646	6530642	17818173	802596	124869142	6509717
7.FERTILIZER CRUDE	MT	7391	311276	74557	3079959	19543	800895	119955	4998354
8.CRUDE ANIMAL&VEGETABLE MATERIALS	KG	6882793	1195635	60252346	10567563	8062895	1211873	57845836	10446680
9.COAL, COKE & BRIQUETTES	MT	401615	5243512	3056473	37062473	343186	3418792	2647318	27432099
10.ANIMAL OILS AND FATS	KG	1638604	115281	15809220	1031871	1657015	96037	11062266	693055
11.ANIMAL/VEG, FAT OIL WAX ETC NES	KG	1565650	282214	11480837	1790865	1671541	206010	10934877	1325458
12.RUBBER TYRES & TUBES	NO	509113	3021915	3642729	22150491	385158	2561407	2905919	19661471
13.CORK/WOOD MFG.(EXCL FURNITURE)	KG	8635294	830661	53457768	5029069	8897961	776632	58033348	4564498
14.PAPER&PAPER BOARD & MANF. THEREOF	KG	52108406	4614635	319360569	30339496	39274771	3863865	271143426	28275076
15.CEMENT	MT	4944	130188	33336	836421	3396	81168	31437	723879
16.PREFABRICATED BUILDGS,SANITRY,PLG	--		4810407		11599219		775717		6561125
17.FOOTWEAR	PAIR	1551626	682791	13195553	6889222	1459380	732849	12169978	6405794
18.PROFESSIONAL,SCIENTFIC & CONTROL	--		4834651		35572222		4231238		32822736
19.PHOTO EQPT, OPTICAL GOODS N.E.S.	--		564095		3871147		566882		4540966
20.PRINTED MATTERS	--		620255		4111729		435319		2786938
21.ARTICLES N.E.S. OF PLASTICS	KG	2695934	1365761	15721621	8036344	2044982	1186045	12450930	6951579
22.BABY CARRIAGES, TOYS GAMES ETC.	--		1021870		5139023		653011		4406428
23.OFFICE STATIONERY SUPPLY N.E.S	--		466959		2600288		452911		2322903
24.JEWELLERY OFGOLD/SILVERSMITH WEAR	--		101731		784728		135244		925094
25.MUSICAL INSTRUMENTS AND PARTS	--		1227090		7629118		1664486		9460709
26.ARTICLES & MFG. OF CAVING ETC.	--		435172		1021213		84607		3446493
27.GOLD.NON-MENETART NOT ORE/CONCEN	GM	35126	144956	251856	972517	49075	197642	425399	1643997
<b>ALL OTHER ITEMS</b>	--		<b>39127790</b>		<b>242950696</b>		<b>40064842</b>		<b>245389903</b>

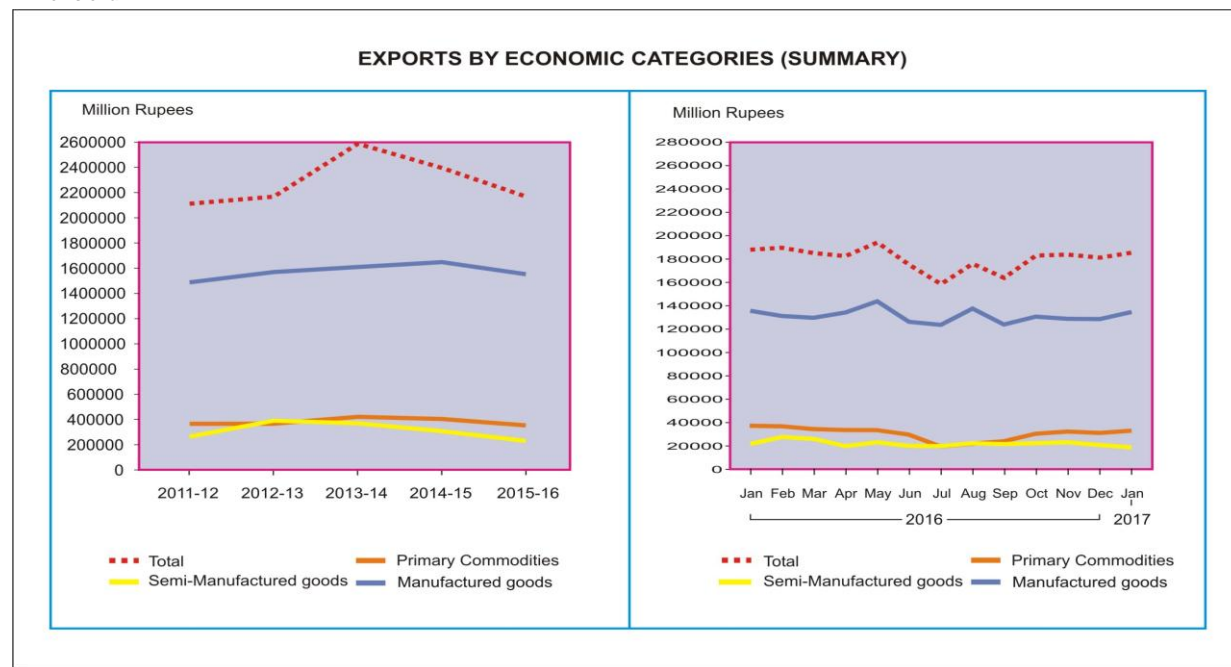
## 10.8 Exports by Economic Categories (Summary)

(Million Rupees)

Year/Month	Total	Primary Commodities	Semi-manufactured Goods	Manufactured Goods
2011-12	2110605.5	362404.4	261151.3	1486369.7
2012-13	2366477.8	364127.0	391151.3	1611199.5
2013-14	2583463.2	420496.3	369066.1	1793900.8
2014-15	2397513.0	402750.3	352073.7	1642689.0
2015-16	2166846.4	356583.9	254329.3	1555933.1
2016 Jan	185298.2	34192.5	18426.3	132679.4
Feb	186869.1	33922.5	24805.8	128140.8
Mar	181891.1	31597.1	23379.8	126914.2
Apr	179622.0	30472.3	17403.8	131745.9
May	191221.3	30279.1	19938.5	141003.7
Jun	172176.3	27313.5	17363.5	127499.4
Jul	154463.0	16689.8	17104.5	120668.7
Aug	172989.6	18956.2	19548.0	134485.4
Sep	160787.3	21464.1	18246.5	121076.7
Oct	183040.8	30445.9	22046.2	130548.7
Nov	183930.6	32063.6	23362.8	128504.2
Dec	180320.7	31855.5	20328.3	128136.9
2017 Jan *	185875.8	33250.8	18378.7	134246.3

Note: Total may not tally due to rounding of figures.

\* : Provisional



## 10.9 Export by Economic Categories (Details)

(In Thousand Rupees)				
Commodities	Jan.,17	Cuml. From July, 2016	Jan.,16	Cuml. From July, 2015
<b>GRAND TOTAL</b>	<b>185,875,872</b>	<b>1,221,407,767</b>	<b>185,298,226</b>	<b>1,255,066,523</b>
<b>A. PRIMARY COMMODITIES:</b>	<b>33,250,827</b>	<b>184,725,732</b>	<b>34,192,475</b>	<b>202,999,528</b>
RAW COTTON (INCLUDING LINTER & WASTE)	194,118	4,692,849	412,587	8,557,451
RAW WOOL (INCLUDING ANIMAL HAIR)	54,145	303,887	73,714	478,408
FISH	2,786,901	21,675,173	2,506,653	19,272,483
RICE	17,166,587	91,771,857	16,549,405	107,031,108
HIDES & SKINS (INCLUDING FUR SKINS)	1,323	148,413	24,850	275,440
FRUITS & VEGETABLES	8,425,061	33,756,042	10,235,636	34,917,192
SPICES	721,795	4,644,106	678,364	4,332,481
TOBACCO UN-MANUFACTURED	505,641	812,136	160,482	496,428
OTHER PRIMARY COMMODITIES	3,395,255	26,921,269	3,550,783	27,638,537
<b>B. SEMI-MANUFACTURES:</b>	<b>18,378,728</b>	<b>139,015,047</b>	<b>18,426,331</b>	<b>151,439,789</b>
COTTON YARN	9,712,126	78,490,838	9,312,252	82,004,853
LEATHER	2,583,400	20,378,014	2,718,227	21,878,444
MOLASSES	158,138	329,800	1,367	311,835
OIL CAKES	37,651	401,315	178,558	820,799
AGAR, AGAR DUST & WOOD		304		2,336
HENNA LEAVES & POWDER	25,364	113,438	33,571	154,572
OTHER SEMI MANUFACTURES	5,862,049	39,301,337	6,182,356	46,266,950
<b>C. MANUFACTURED GOODS:</b>	<b>134,246,317</b>	<b>897,666,988</b>	<b>132,679,421</b>	<b>900,627,206</b>
COTTON THREAD	213,072	1,544,284	272,959	1,260,006
COTTON FABRICS WOVEN	21,171,083	132,467,071	19,972,885	134,508,375
TEXTILE FABRICS (OTHER THAN COTTON FABS)	628,540	9,882,128	2,777,698	18,694,068
WOOLLEN CARPETS	525,677	4,995,556	867,881	6,617,361
TAPESTRIES	55	779		12
MANUFACTURE OF LEATHER	4,834,244	38,230,247	5,742,219	38,931,423
FOOTWEAR	960,392	5,865,877	1,166,292	6,358,928
SPORTS GOODS (EXCLUDING INDOOR GAMES)	1,486,422	9,961,022	1,520,966	10,877,179
TOBACCO MANUFACTURED	32,684	199,702	18,763	97,827
MEDICAL INSTRUMENT N.E.S.	24,404	1,136,148	221,990	1,238,062
FRUIT & VEGETABLE PREPARATIONS	381,242	2,979,859	387,220	3,593,198
FISH PREPARATIONS	62,635	369,839	29,824	582,283
CEREAL PREPARATIONS	317,441	2,086,162	265,584	2,187,050
GUAR PRODUCTS	287,167	1,383,482	205,717	1,594,249
FLOUR & MEAL OF OIL SEEDS	1,278	8,309	760	31,618
FISH MEAL & MEAT MEAL	257,622	704,292	66,810	419,774
PETROLEUM PRODUCTS	1,123,064	6,354,327	419,658	3,318,892
CHEMICAL & CHEMICAL PREPARATIONS	7,775,997	49,427,332	4,913,960	47,086,377
MACHINERY & TRANSPORT EQUIPMENT	1,323,363	10,153,869	1,995,750	10,958,458
ARTICLES OF APPAREL AND CLOTHING				
ACCESSORIES (INCLUDING HOSIERY)	41,621,570	280,030,336	43,654,698	275,247,049
OTHER MANUFACTURED GOODS	51,218,364	339,886,365	48,177,785	337,025,018

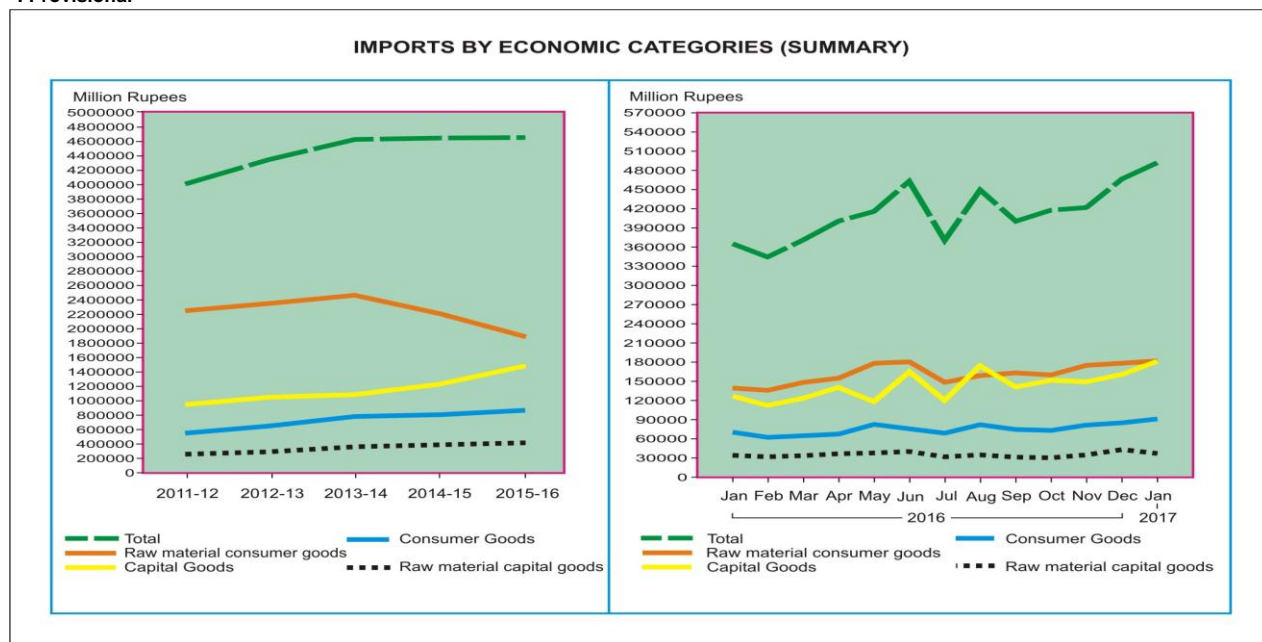
## 10.10 Imports by Economic Categories (Summary)

(Million rupees)

Year/Month	Total	Consumer goods	Raw material		Capital goods
			Consumer goods	Capital goods	
2011-12	4009093.0	552018.1	2251624.0	261940.8	943510.1
2012-13	4349879.5	652553.3	2353818.1	293733.6	1049774.5
2013-14	4630520.8	780192.2	2462189.2	306810.4	1081329.0
2014-15	4644151.6	807979.7	2214663.6	388166.9	1233341.4
2015-16	4658748.9	870976.8	1887884.5	417209.9	1482677.7
2016 Jan	362229.4	70576.0	131228.1	33927.1	126498.3
Feb	343205.7	61084.2	136562.4	31937.7	113621.4
Mar	371192.6	65124.5	147998.9	34389.9	123679.3
Apr	399929.3	67599.5	154855.9	36239.8	141234.1
May	416800.7	82889.2	177799.3	38238.9	117873.3
Jun	464126.8	78232.0	180139.6	40743.0	165012.2
Jul	370368.8	68880.4	148423.1	32410.0	120655.3
Aug	450160.7	82295.1	158940.6	34815.0	174110.0
Sep	400544.8	73865.6	162427.1	31214.8	133037.3
Oct	417105.7	72965.4	159190.0	29997.7	154952.6
Nov	440287.5	81152.8	174464.8	35488.4	149181.5
Dec *	467036.0	84960.3	178088.4	42178.4	161808.9
2017 Jan	491952.8	91225.1	182334.4	37134.2	181259.1

Note: Total may not tally due to rounding of figures.

\* : Provisional





## 10.11 Imports by Economic Categories (Detail)

(In Thousand Rupees)

Items	Jan., 2107	From July, 2016	Jan., 2106	From July, 2015
<b>GRAND TOTAL</b>	<b>491952818</b>	<b>3037456277</b>	<b>362229388***</b>	<b>2663493629</b>
<b>1. CONSUMER GOODS TOTAL</b>	<b>91225116</b>	<b>555344610</b>	<b>70575965 *</b>	<b>516047478</b>
010121 HORSES		19319	14155	15018
010190 OTHER LIVE ANIMALS	691	1041		1799
010221 PURE,BRED BREED BOVINE ANIMAL	447767	534181	262745	478267
010290 OTHER LIVE BOVINE ANIMALS	70	70	500	500
010511 FOWLS OF SPECIES WT UPTO 185G	249703	884021		316395
010513 DUCKS, WEIGHT UPTO 185 GRAM			50	50
010594 OTH FOWLS OF THE SPE (CHICKEN)		481		209
010599 OTH LIVE POULTRY			217916	485662
020120 OTH CUT WITH BONE BOVIN ANIMAL		552		
020130 MEAT OF BOV ANIM F/CH BON LESS	64	848	293	643
020220 OTH CUTS WITH BONE IN,BOV FROZ		2186	549	11769
020230 MEAT BOV ANIMAL FROZE BONELESS	4971	148397	9581	78833
020422 O,CUTS OF SHEEP,FR/CHI BONE IN		252		
020423 OTH BONELESS MEAT OF SHEEP F/C		28		
020430 CARCASSES OF LAMB,FROZEN		431		
020442 OTH CUTS OF SHEEP FROZ BONE IN		169		
020610 EDIBLE OFFAL OF BOV ANIMAL F/C	6331	90953	26158	157710
020622 LIVERS OF BOV ANIMALS FROZEN	16881	145526	4448	24735
020629 O, EDIBLE OFFAL BOV ANI FROZEN	3661	10021	711	2214
020711 MEAT OF FOWLS OF SPE GOLL F/CH				885
020712 MEAT OF FOWL OF SPE GALLU FROZ		53		
020713 CUTS&OFFAL OF FOWL FR/CHILL		5		4482
020714 CUTS & OFFAL OF FOWLS FROZEN	1441	5553		149
020725 MEAT OF TURKEY FROZEN NOT CUT		88		
020755 OTH GEESE MEAT FROZEN		229		
020890 OTH MEAT/OFFL EDIBL FR/CH/FRZ		20		
021020 OTH MEAT BOV ANIM DRIED/SMOKED		42		
021099 OTH EDI FLOUR/MEAL OF MEAT/OFL	1974	26548	1667	6779
030111 ORNAMENTAL FISH	4650	26952	3265	21730
030119 OTHER ORNAMENTAL FISH		83		168
030192 EELS. LIVE(ANGUILLA SPP)		247		
030199 OTHER LIVE FISH		979		831
030219 OTH SALMO FISH,EXCL LIVER F/CH		189		66
030229 O.FLAT FISH,EX.LIVER&ROES.F/CH	143	547	90	486
030242 ANCHOVIES EX.LIVER/ROES FR/CHL				630
030259 O.FISH BREG FAMILIES E.LIV F/C				359
030319 O.SALMONIDAE FROZ,EX.LIVER&ROE	40	165		
030324 CATFISH EXCL.LIVER/ROES FROZEN	100	100		
030329 O.TILAPIAS.EX.LIVERS&ROES FROZ	22	9216		
030339 OTH FLAT FISH,EXCL LIVERS FROZ	5047	76828	313208	1195339
030363 COD FISH EXCL LVR/ROES FROZEN	97	416		82
030439 OTH FISH FILLET/MEAT FRESH/CHI				157
030441 FRESH/CHILLED FILLETS OTH FISH	415	2921	368	800
030442 FRE/CHILL FILLET OF TROUT FISH		26		
030449 FRESH/CHI FILLET OF OTHER FISH		642		
030451 OTH FILLETS OF TILAPIAS.FRE/CH	238897	720049		
030459 OTH FILLETS OF OTH FISH.FR/CHI				867
030461 FROZEN FILLET/MEAT OF TILAPIAS		10		
030462 FROZE FILLET/MEAT.CATFISH FISH	217305	731261	1724	1724
030487 FROZEN FILLETS/MEAT OF TUNAS	45	167		249
030499 OT FISH FILET/MEAT FRE/CH/FROZ	167	1532	343	6583
030510 FLOUR, MEALS & PELLETS OF FISH	2	21		1
030520 LIVERS&ROES,DRIED,SMOKED,SALT		68		
030549 OTH SMOKED FISH&FILLET NOT EDI	43	43		
030559 OTH DRIED FISH SALT NOT SMOKED		47		
030611 ROCK LOBSTER&SEA CRAWFISH FROZ	149	402	51	180

Contd.

## 10.11 Imports by Economic Categories (Detail)

(In Thousand Rupees)

Items	Jan., 2107	From July, 2016	Jan., 2106	From July, 2015
030614		4		61
030616				1229
030617				62
030626				5
030627				89
030711				76
030729	40			210
030731				61
030741				1803
030799	15			15
030830				30
030890				710
040110	1133	7656	62561	269469
040120	1162	5883	2381	4572
040140				2
040150				20
040210	2277	5488	1060	3059
040210	851584	6428244	990864	7673216
040221	8288	173749	37013	107166
040229	646	8277	18366	140876
040291	6418	35965	337	12021
040299	4710	69955	2996	109754
040310	1972	5491	2409	9715
040390	150	3278	490	4869
040410	233204	1505852	217249	796943
040490	22166	177015	25534	217789
040510	14012	135123	7813	34538
040520	4	21	38	38
040590	3154	160461	918	6033
040610	12977	129251	26040	242268
040620	26873	217117	2644	9910
040630	46858	254448	22763	174479
040690		1707	42	1221
040711	209	209		2662
040719	9962	19520		31830
040721		1192		
040729				111
040790				22
040811	3	4397		2145
040819	6	59		
040891				72633
040899				53
040900	30794	134347	11176	83127
041000	782	2975	235	235
070110	22327	510875	24950	338815
070190	309	6063	157	74352
070200	29457	11294362	51436	6582549
070310	36505	908003	6079	2070371
070320	1292359	8605380	1060832	5231466
070390	886	1675		1809
070410				483
070490				11
070511				5459
070519	410	3860	120	3943
070610	20	186535	174	1706
070690	259	2309	261	1857
070700	586	229648	463	47117
070810	8	177	1453	6386
070820	3	3122	98	742
070920	118	722	100	504
070930	9	41		125

Contd.

## 10.11 Imports by Economic Categories (Detail)

(In Thousand Rupees)

Items	Jan., 2107	From July, 2016	Jan., 2106	From July, 2015
070940 CELERY OTH THAN CELERIAC,F/CHL	21	246		
070951 MUSHROOMS,FRESH OR CHILLED	365	2447	342	2079
070959 OTH MUSHROOMS&TRUFFL FRESH/CH	12	259	11	235
070960 FRUIT OF GENUS CAPSICUM F/CHLL	962	4654	768	4142
070970 SPINACH NEWZEALAND SPINACH FRE		16	82	252
070992 OTHER OLIVES FRESH OR CHILLED	63	99	42	142
070999 OTH VEGETABLES FRESH/CHILLED	219	1694	1113	4457
071010 POTATO, FROZEN.	26	2737	549	764
071021 PEAS(PISUM SATIVUM),FROZEN	2432	16115		739
071022 BEANS FROZEN		800		550
071029 OTH LEGUMINOUS VEGETABLES FROZ	65	182		
071030 SPINACH,NEWZEALAND SPINACH FROZ		216		574
071040 SWEET CORN, FROZEN	5251	21161	16	6208
071080 OTHER VEGETABLES,FROZEN	317	1951		3632
071090 MIXTURE OF VEGETABLES,FROZEN	809	13233		4015
071120 OLIVES PROVISIONALLY PRESERVED		20		1
071140 CUCUMBERS & GHERKINS PRESERVED		339		
071151 MUSHROOMS OF GENUS AGARICUS				57
071159 OTH MUSHROOMS & TRUFFLES		1557		158
071190 OTH VEGETABLES, PRESERVED		725		
071220 ONION; WHOLE DRIED,CUT	5019	74130	7522	47064
071231 MUSHROOM GENUS AGARICUS DRIED	241	1973		1685
071239 OTH TRUFFLE DRYCUT WHOLE SLIC	6998	66652	13733	31204
071290 OTH VEGETABLE MIXTURE DRIED	41878	201771	30552	150729
071310 PEAS DRIED SHELLED	1015603	15325266	5547781	23722852
071320 CHICK PEAS DRIED SHELLED	7714091	18281479	357161	1657519
071331 BEANS OF SPECIES VIGNA MUNGO	5631	52372	4704	115467
071332 SMALL RED (ADZUKI) BEANS		305	28	5361
071333 KIDNEY BEANS,INCL WHITE BENAS	585994	3659252	611895	3663871
071339 OTHER BEANS	152170	740118	190800	345866
071340 LENTILES	2581923	8433459	1426760	4494517
071350 BROAD BEANS & HORSE BEAN	8685	50799		10042
071390 OTH DRIED LEGUMINOUS VEGETABLE	480109	4848648	354093	2380839
071430 YAMS FRESH,CHILLED,FROZEN/DRIE	13026	31289		788
071490 OTHER ROOTS AND TUBERS	3430	20060		
080111 DESICCATED, COCONUTS	108452	597302	77027	886815
080119 OTHER COCONUTS	41436	310156	32795	184799
080121 BRAZIL NUT IN SHELL		704		
080122 BRAZIL NUT SHELLED		1		
080131 CASHEW NUT IN SHELL	35	187	3187	5406
080132 CASHEW NUT SHELLED	69763	394695	72612	378939
080211 ALMOND IN SHELL	130103	523932	71113	297553
080212 ALMOND,SHELLED (GIRI).	369727	1384824	233861	1343031
080221 HAZEL NUTS,IN SHELL	4	71	1287	1385
080222 HAZEL NUTS,SHELLED		6		
080231 WALNUTS IN SHELL(AKHROTE)	35405	114541	5809	11459
080232 WAL NUTS SHELLED(AKHROTE)	3241	8703	658	2538
080241 CHESTNUTS IN SHELL	9446	9581		
080242 CHESTNUTS SHELLED		5		762
080251 PISTACHIO IN SHELL	32384	349041	73155	359693
080252 PISTACHIO SHELLED	1778	37075	4247	17874
080280 ARECA(BETAL NUTS)	935186	6769218	644675	4762828
080290 OTHER EDIBLE NUTS	400	5526	11518	32753
080310 PLANTAINS,FRESH OR DRIED	8	2093		275
080390 OTHER BANANS FRESH OR DRIED	16	162	157	298
080410 DATES	73790	409501	100335	280507
080420 FIGS	4923	30946	5976	19585
080430 PINEAPPLES	22	1528	576	1587
080440 AVOCADOS	219	1206	8	32
080450 GUAVAS,MANGOES,MANGOSTEN F/DRY		1120		1791

Contd.

## 10.11 Imports by Economic Categories (Detail)

(In Thousand Rupees)

Items	Jan., 2107	From July, 2016	Jan., 2106	From July, 2015	
080510	ORANGES	58	7698	19	7220
080520	MANDARINS,CLEMENTIN ETC FR/DRY		1262		1001
080540	GRAPEFRUIT,INCLUDING POMELOS	94	1187		901
080550	LEMONS AND LIMES	107	626	4	365
080590	OTH CITRUS FRUITS FRESH/DRIED.		150		466
080610	GRAPES, FRESH	149461	7660624	35284	8978567
080620	GRAPES, DRIED	38745	290593	56034	179056
080711	WATERMELONS		270300		348569
080719	OTHER MELONS		321000	983	347595
080720	PAPAWS;(PAPAYAS/PAPITA)	15	301		
080810	APPLE, FRESH	895892	2004893	373177	1265611
080830	PEARS FRESH	7210	44359	6464	28482
080910	APRICOTS;FRESH(KHUBANI)		56958		692927
080930	PEACHES,(INCLNECTR)ARROO FRESH		67	51	51
080940	PLUMS AND SLOES	93	1601	1618	7213
081010	STRAWBERRIES,FRESH			345	345
081020	RASBERRY,BLACKBERRY,ETC FRESH		48		
081050	KIWIFRUIT, FRESH	1296	13408	58	888
081090	OTHER FRESH FRUITS	91454	1824428	88376	1398296
081110	STRAWBERRIES,FROZEN		3693		2046
081120	RASBERRY,BL.BERRY MULBERRY FRZ	8274	20088	174	2931
081190	OTHER FRUITS AND NUTS,FROZEN	186	4534	1242	6775
081210	CHERRIES PROVISIONLY PRESERV				1569
081290	OTH FRUIT/NUTS PRESERVED PROVI	1	1205	798	4903
081310	APRICOTS DRIED	2971	59302	12186	45813
081320	PRUNES DRIED	17387	70038	20541	54326
081330	APPLES DRIED		6699		3088
081340	OTHER DRIED FRUITS	54061	374077	16109	448568
081350	MIXTURE OF NUTS,DRIED FRUITS	2399	10763	1517	4563
090111	COFFEE NOT ROAST,NOT DECAFEINE		2		277
090112	COFEE NOT ROAST,DECAFFEINATED		1		
090121	COFFEE,ROAST,NOT DECAFFEINATED	4180	19937	2456	13409
090190	OTH COFFEE HUSKS/SKIN/COFE SUB	5394	43573	545	33798
090210	GREEN TEA PACK < 3 KG	169	648	4667	35991
090220	OTHER GREEN TEA(NOT FERMENTED)	182298	742935	111340	629396
090230	BLACK TEA & PARTLY FERMENT TEA	1310	6177	8644	18293
090240	OTH BLACK TEA,OTH PARTLY F.TEA	4840252	31209308	4708440	33243712
090300	MATE		9		10
090411	PEPPER,NEITHER CRUSH NOR GROND	234588	2070619	290254	1572556
090412	PEPPER CRUSHED OR GROUND		4530		
090421	FRUIT OF GENUS CAPSICUM DRIED	9277	24468	11339	85870
090422	FRUIT OF GENUS CRUCHED/GROUND	666	23916	23514	73018
090520	VANILLA CRUSHED OR GROUND	69	69		
090611	CINNAMON NOT CRUSHED OR GROUND	11285	34006	1099	13617
090619	OTHER CINNAMON	30818	387036	4743	197682
090620	CINNAMON & TREE FLOWER,CRUSHED		23		81
090710	CLOVES NEITHER CRUSHED/GROUND	103295	441923	37658	200721
090720	CLOVES CRUSHED & GROUND	753	753		
090811	NUTMEG NEITHER CRUSHED/GROUND	29966	83635	17972	65158
090812	NUTMEG CRUSHED & GROUND	199	322		97
090821	MACE NEITHER CRUSHED/GROUND	19828	54156	14579	73382
090822	MACE CRUSHED OR GROUND				
090831	CARDAMOMS NITHER CRUSHED/GRO	119467	830237	179242	764451
090832	CARDAMOMS CRUSHED & GROUND		738	2672	5439
090921	SEEDS-CORIANDER NITHER CRU/GRO	22470	215832	33884	375377
090922	SEEDS-CORIANDER CRUSHED/GROUND	36	173		205
090931	SEEDS OF CUMIN (WHITE ZEERA)	77857	379369	40306	295907
090932	SEEDS CUMIN.CRUSH/GRO(W.ZEERA)		329		249
090961	CARAWAY,ANISE,FENL.,JUNI.N-CR/G	12958	46321	7474	69947
090962	CARAWAY,ANISE,FENEL.,JUNI.CR/GR		2		1688

Contd.

## 10.11 Imports by Economic Categories (Detail)

(In Thousand Rupees)

I t e m s		Jan., 2107	From July, 2016	Jan., 2106	From July, 2015
091011	GINGER NEITHE CRUSHED/GROUND	481529	3232228	755991	4669547
091012	GINGER. CRUSHED OR GROUND		83	598	4370
091020	SAFFRON, (ZAFRAN)	261	370	137	305
091030	TURMERIC (CURCUMA)	1122	6612		6071
091091	MIXTU OF PROD H-09.04 TO 09.10	3596	89671	15290	75494
091099	OTHER SPICES	2497	20527	1283	10069
100111	DURUM WHEAT SEED		495		
100290	OTHER RYE		1088		405
100390	OTHER BARLEY		653356	86958	334292
100490	OTHER OATS	27761	329361	34386	822598
100510	SEED, MAIZE	692847	3592871	167052	2927289
100590	OTHER MAIZE (CORN)	22287	66911	42456	158468
100610	RICE IN HUSK (PADDY OR ROUGH)	238922	260655	168588	190914
100620	HUSKED (BROWN) RICE		712		
100630	SEMI/WHOLLY MILLED RICE/POLIS	826	58043	333	31505
100640	BROKEN RICE		235	14843	57078
100710	SEED GRAIN SORGHUM(JAWAR)				3065
100790	OTHER GRAIN SORGHUM(JAWAR)		206411	5464	21559
100821	MILLET (BAJRA)	7189	8455	2617	53244
100829	OTHER MILLET (BAJRA)	57605	244727	25410	360594
100830	CANARY SEED	5705	15964	2892	13234
100850	QUINOA		147		
100890	OTHER CEREALS		80	54	80
110100	WHEAT OR MESLIN FLOUR		570		8481
110220	MAIZE (CORN) FLOUR	54	5357	993	2996
110290	OTHER CEREAL FLOUR	61	1176		483
110311	GROATS AND MEAL OF WHEAT		91		
110313	GROATS&MEAL OF MAIZE (CORN)		14750		12625
110319	GROATS AND MEAL OF OTH CEREAL		1295		371
110320	PELLETS OF OTHER CEREALS		363		8
110412	ROLLED OR FLAKED, OATS.	429	1048		925
110422	OTHER WORKED GRAIN OF OATS	2749	23743	3159	19950
110423	OTH WORK GRAIN OF MAIZE (CORN)		870		5605
110429	OTH WORK GRAIN OF OTH CEREALS		10		349
110430	GERM OF CEREALS,WHOLE,ROL,FLAK		54		274
110510	FLOUR,MEAL&POWDER OF POTATOES	42159	295397	23240	204357
110520	FLAKE,GRANULE/PELLETS POTATOES	8270	20571		5112
110610	FLOUR,MEAL,POWDER,DRY LEGU VEG				25
110620	FLOUR,MEAL POWDER OF SAGO/ROOT	18	271		23
110630	FLOUR,MEAL POWDER PRD CHAPT-8		1441	587	1946
110710	MALT NOT ROASTED	4550	6987		1083
110720	MALT ROASTED		793		
121020	HOP CONES,GROUND POWDER PELLET		3230		1464
121120	GINSENG ROOTS		184	1065	1697
121229	OTHER SEAWEDS& OTHER ALGAE		7065	3349	5202
121291	SUGAR BEET		24		68
121299	OTHER FRUIT STONE&KERNELS/VEG	2989	3648		284
121300	CEREAL STRAW & HUSKS,IN PELLET	373	1632	13860	280930
121410	LUCERNE (ALFALFA) MEAL&PELLETS	9483	18650		
130120	GUM ARABIC	849	58412	4713	66759
160210	HOMOGENISED PREP MEAT/EDB MEAT		24		
160231	OTH PREP/PRESV MEAT OF TURKEY		200	1257	2452
160232	OTH PREP/PRESV MEAT OF FOWLS	36719	479060	50238	313267
160239	OTH PREP/PRESV,MEAT OTH POLTRY	23348	52221	6377	42489
160250	OTH PREP/PRES MEAT BOVIN ANIML	509	3256	966	14802
160290	OTH PREP MEA OFL,BLOOD ANIMAL				533
160300	EXTRACT/JUICE OF MEAT,FISH ETC				897
160411	SALMON,FISH,WHOLE/PIE NOT MICE	26	203	47	133
160412	HERRING,WHOLE/FIECE NOT MINCED				5
160413	SARDINE,BRISL/SPRAT W/P N-MINC		124	32	173

Contd.

## 10.11 Imports by Economic Categories (Detail)

(In Thousand Rupees)

Items	Jan., 2107	From July, 2016	Jan., 2106	From July, 2015
160414 TUNAS,SKIPJACK,BONITO,WHOLE/PC	97	2624	299	1071
160419 OTH FISH,WHOLE/PIECE NOT MINCE	1984	33587	2398	22824
160420 OTH FISH PREPARED PRESERVED	1559	11049	1314	7201
160432 CAVIAR SUBSTITUTES		128		
160510 CRAB,PREPARED OR PRESERVED.	77	301		202
160529 OTH SHRIMPS&PRAWN PREPARED/PRE		249		130
160540 OTH CRUSTACEANS,PREP/PRESERVED				150
170112 BEET SUGAR RAW NOT CONT FLAVOR	65	360	41	1298
170114 OTH CANE SUGAR RAW.N-CON FL/CO			289	310
170191 O.CANE/BEET SUGAR CON.FLAV/COL	251	2164		3289
170199 OTH CANE/BEET SUGAR PURE SUC	44565	310625	43518	455764
170211 LACTOSE & LACTOSE SYRUP WT 99%	108109	621549	77549	448704
170219 OTH,LACTOSE AND LACTOSE SYRUP		3786	43	50
170220 MAPLE SUGAR AND MAPLE SYRUP				32
170230 GLUS SYP,DRY STAT FRVCT <20%	69480	358523	56972	388991
170240 GLUCOSE/GLUCOSE SYRUP<20% FRUC	1595	4870		3
170250 CHEMICALLY PURE FRUCTOSE	1529	4135	218	460
170260 OTH FRUCTOS SYP,50% WT OF FRAC		6108		
170290 OTH SUGAR INCL INVERT SUGAR	57142	414214	36267	366833
170390 OTH MOLASSES,FROM REFINING SUG		13	291	4966
170410 CHEWING GUM,WH/NOT SUGA COATED	25327	183579	11271	70995
170490 OTH SUGAR CONFECT NOT CON COCA	103515	580994	84578	566902
180100 COCOA BEANS,WHOLE,BROKEN,ROAST		11		
180310 COCOA PASTE,NOT DEFATTED(LICOR	17794	164371	10594	141150
180320 COCA WHOLLY OR PARTLY DEFATTED		508		
180400 COCOA,BUTTER,FAT AND OIL	50803	478813	41590	482498
180500 COCOA POWDER,NOT CON ADDED SUG	129492	894054	165239	777937
180610 COCOA POWDER,CON ADDED SUGAR	147	9668		6369
180620 OTH PREPA WT2KG,PAS,BLOCK SLAB	57327	445323	76253	427125
180631 OTH FOOD PREP COCOA BARS FILD	51357	173865	33396	243246
180632 OTH FOOD PREP COC BAR NOT FILD	484	2449	167	4916
180690 OTH,FOOD PREP CONT COCOA LIQUD	34192	214217	45179	212314
190110 FOOD PREP FOR INFANT USE	1005330	6056288	883163	4987823
190120 MIXES&DOUGHS FOR PREP BAKER	6160	60171	10146	60118
190190 OTH FOOD PREP OF FLOUR,MEAL	316623	1993236	208668	1739384
190211 UNCOOK PASTA,NUT STUFD CON EGG	69	5281		221
190219 OTHER,UNCOOKED PASTA.	5945	27458	2884	27847
190220 STUFFED PASTA,WHETH/NOT COOKED	4	716		1445
190230 OTHER PASTA	6381	25736	2357	18129
190240 COUSCOUS WHETER OR NOT PREPARE	78	176	46	223
190300 TAPIOCA&SUBSTI PRE FRM STARCH	8112	36184	5947	35284
190410 PREP FOOD,SWLL/ROAS OF CEREALS	47274	253839	45569	206794
190420 PREP FOOD UNROAST CEREAL FLAKE	72	921	30	6502
190430 BULGUR WHEAT				7
190490 OTH PREP FOOD OBTAIN BY CEREAL	24783	100293	34143	133644
190510 CRISPBREAD AND BUNS	435	1003	38	51
190531 SWEET BISCUITS	14131	63620	10137	100950
190532 WAFFELS AND WAFERS	37974	180991	19164	99693
190540 RUSK,TOASTED BREAD & PRODUCTS	3151	25536	2474	22557
190590 OTHER BAKERY PRODUCTS	40461	225831	22798	199138
200110 CUCUMBER,GHERKINS PREP/PRESERV		1226		568
200190 OTH VEG FRUIT,NUT,PRES VIN/ACE	2247	20213	1929	11587
200210 TOMATOES,WHOLE/PIECE,PREP/PRSV	88	649		359
200290 OTH,TOMATO/PRE/PRSV O/TH VINGER	26401	193418	83516	302798
200310 MUSHROOM,PREP/PRSV O/TH VINHER	14581	67511	9880	44248
200390 OTH MUSHROOM&TRUFFLE PREPARED	507	1680	489	1035
200410 POTATO,PREP/PRSV,O/TH VINGERS	100172	622191	60936	437126
200490 OTH VEG MIX/VEG PREP O/TH VING	1429	12336	315	6113
200510 HOMOGENIZED VEGETABLES	1	711		1044
200520 POTATO PREP O/TH VING NOT FROZ	2932	12020	3473	21171

Contd.

## 10.11 Imports by Economic Categories (Detail)

(In Thousand Rupees)

Items	Jan., 2107	From July, 2016	Jan., 2106	From July, 2015
200540 PEAS PREP O/TH VINGER NOT FROZ	1274	6528	1025	2835
200551 BEAN SHELD PREP O/TH VING N/FZ	1108	3550	653	3431
200559 OTH BEAN PREP O/TH VING NOT FZ	594	3432	381	4721
200560 ASPARAGUS,PREP O/TH VING N-FZ	14	41		394
200570 OLIVES PREP O/TH VING NOT FROZ	36100	125480	5634	73425
200580 SWEET CORN,PREP/PRESV NOT FROZ	4908	34756	3170	28621
200591 OTH VEGETABLES& MIXTURE OF VEG	179	713		694
200599 OTH VEGE PREPARED OR PRESERVED	3235	20008	1163	16432
200600 VEG,FRUIT,NUTS,PEEL PRE BY SUG	79	1966	1339	6652
200710 HOMOGENEISED PREPARATIONS	558	1727	945	1909
200791 OTH,CITRUS FRUIT COOKED PREP	314	524		61
200799 OTH JAM,FRUIT,JELLY,MARMALADE	9866	40779	3711	22241
200811 GROUND NUTS,PREP/PRESERVED	137	41865	5826	11968
200819 OTH NUTS/SEED INCL MIXTURES	10736	147486	27134	74249
200820 PINEAPPLES,PREPARED/PRESERVED	71806	247656	35348	222361
200830 CITRUS FRUIT,PREPARE/PRESERVED	3664	46848		31298
200840 PEARS,PREPARED OR PRESERVED	1034	3226	838	1771
200850 APRICOTS,PREPARED OR PRESERVED	3	71		227
200860 CHERRIES,PREPARED OR PRESERVED	1071	11534	46	9997
200870 PEACHES,PRPARED OR PRESERVED	595	25951	9060	23535
200880 STRAWBERRIES,PREPARE/PRESERVED	1165	10547	1018	5331
200893 CRANBERRIES		147		22
200897 MIXTURES OF FRUITS,NUTS&PLANTS	34507	255557	32657	211439
200899 OTH FRUITS,NUT/EDIBLE PLANTS	4192	64347	6267	31122
200911 ORANGE JUICE,FROZEN		21757	3814	14462
200912 ORANGE JUICE,NOT FROZEN				310
200919 OTHER ORANG JUICE	2347	137483	9650	100655
200929 OTHER GRAPE FRUIT,JUICE	88	2452	83	274
200939 OTH JUICE OF ANY CITRUS FRUIT	5791	6339		9041
200941 PINEAPPLE JUICE ,BRIX VAL=20	4671	4671		502
200949 OTHER PINEAPPLE JUICE	37366	161400	9303	58540
200950 TOMATO JUICE		33		19
200961 GRAPE JUICE INCL GRAPE MUST		2309	73	73
200969 OTHER GRAPE JUICE	101216	277115	35316	142994
200979 OTHER APPLE JUICE	5477	63072		19971
200989 OTHER JUICE OF FRUIT/VEGETABLE	48352	150741	20603	144759
200990 MIXTURES OF JUICES	3061	35492	3862	32845
210111 EXTRACT,ESSENCE/CONC COFEE/PRE	44568	260562	33684	235480
210112 PREP WITH A BASIS OF EXTRA/COF		1073	55	7198
210120 EXTACT,ESSENCE ETC OF TEA MATE	3775	29661	4092	20146
210130 ROASTED CHICORY/OTH COFEE/SUB				18
210210 ACTIVE YEASTS	81111	401328	63797	353532
210220 INACTIVE YEASTS,OTH SINGL CELL	595	3971		7934
210230 PREPARED BAKING POWDERS	6804	24857	80	14035
210310 SOYA SAUCE	13696	121016	12051	103101
210320 TOMATO KETCHUP/OTH TOMATOSAUCE	5010	91142	2399	83935
210330 MUSTARD FLOUR/MEAL/PREP MUSTAR	10655	28653	1385	6965
210390 OTH SAUCES PREP/MIX SEASONING	35093	254095	20966	164944
210410 SOUPS/BROTHS & PREP THEREOF	193	2656	1319	2910
210420 HOMOGENISE COMPOSITE FOOD PREP	97	444		245
210500 ICE CREAM,OTH EDIBLE ICE	2460	23211	1549	17587
210610 PROTEIN CONCENTRATE/TEXT PROTN	15563	28080	2848	21987
210690 OTH FLAVOURING POWDER/CONCT	460519	3043384	463410	2964226
220110 MINERAL WATERS/AERATED WATERS	870	17271	3428	10164
220190 OTH,NATURAL/ARTIFICIAL WATERS	910	5175	935	6986
220210 WATER,MINERAL/AERATED WATER	48156	277935	15906	218610
220290 OTH WATER/OTH NON ALCOLIC BEVG	9307	103901	6683	80668
220300 BEER MADE FROM MALT	930	9588	249	3028
220410 SPARKLING WINE		1959		5849
220421 OTH WINE OF FRESH GRAPES<2LT				565

Contd.

## 10.11 Imports by Economic Categories (Detail)

(In Thousand Rupees)

Items	Jan., 2107	From July, 2016	Jan., 2106	From July, 2015
220429		832		1225
220510	68	901		
220600		570		
220820		5		
220830		2101	66	3199
220840		21	48	48
220850				109
220860	8	999	385	569
220870	73	1928	180	197
220890		223	100	441
220900	2615	15924	1767	10476
230110	16008	96980	17734	28156
230120		22	213	81909
230210		4		
230230	122	3419		468
230250	27412	183259		14765
230310	4873	51539		1381
230330	61232	200005	47060	91720
230400	1245784	7041595	44992	22814101
230610		120		
230630	48553	935227		
230650				16
230660	212238	1522827	78789	1187149
230690		212669		1289
230800	7805	109277		
230910	19113	117673	16090	82741
230990	491227	2827546	445408	3062568
240110	7944	7989		58
240210	45	1048		830
240220	30091	94326	7534	131549
240290	11	70	193	291
240319		5291	84	84
240391		4118	1788	1788
240399	20782	159953	10632	40466
271012	21655996	148100552	18081105	132274689
271019	889698	3764748	481188	3438602
293500	119520	1028854	160826	1205560
293621	36849	186728	23196	147679
293622	29248	214050	9007	129996
293623	23648	112848	11350	116859
293624	40003	181797	27562	153940
293625	16516	195124	22329	189849
293626	38517	321042	60118	340040
293627	38139	214038	46420	248431
293628	42165	276760	39349	348956
293629	51449	589309	104943	631925
293690	41748	137348	21212	159573
293712	52115	132205	33905	73992
293719	5205	81750	17813	70506
293721	42401	306363	39412	308142
293722	82943	497485	99749	587598
293723	96783	589445	26652	744703
293729	28679	148577	25089	160589
293750	17172	81948	18062	78151
293790	23386	82090	8168	168409
293810		1387		1797
293890	414493	924263	253078	549958
293911	1088	39019	267	42515
293919	5782	139611	4753	91657
293920	1973	3339	6209	10689

Contd.



## 10.11 Imports by Economic Categories (Detail)

(In Thousand Rupees)

Items	Jan., 2107	From July, 2016	Jan., 2106	From July, 2015	
293930	CAFFEINE AND ITS SALTS	21994	390109	22100	269337
293942	PSEUDEOPHEDRINE(INN)/ITS SALT		43		
293949	OTHER,EPHEDRINE AND ITS SALTS	297	180366		138451
293959	OTH THEOPHYLLINE/AMINOPHLLINE	18749	165346	17722	139992
293962	ERGOTAMINE (INN) AND ITS SALTS		2257		
293969	OTH ALKALOID OF RYE ERGOT/SALT	5689	21201	1355	8664
293991	COCAINE ECGONINE,SALTS,ESTERS	1713	1713		
294000	SUGARD O/T SUCROSE/LACTOSE ETC	69111	339504	44636	309031
294110	PENCILLINE/DERV/ACID/SALT ETC	63810	240954	20750	118865
294120	STREPTOMYCIN/DERIV/SALT THROF	8907	50596	3005	61136
294130	TETRACYCLINE/DERIV/SALT THROF	85834	454477	75909	437730
294140	CHLORAMPHENICAL/DERIV/SALT	27631	177713	35644	127676
294150	ERYTHROMYCIN/DERIV/SALT THROF	215844	952300	157883	1150410
294200	OTHER ORGANIC COMPOUNDS.	25601	209011	56856	183758
300190	OTH GLAND ORGAN,EXTRACT,HAPRIN		56		854
300210	ANTISERA/OTH BLOOD FRAC MODIFY	7105	25289	7370	59623
300220	VACCINES FOR HUMAN MEDICINE	2091347	13516877	996327	17520116
300230	VACCINE VETERINARY MEDICINE	367385	2632640	159786	2063062
300290	OTH HUMAN/ANIMAL BLOOD,THERAPC	62278	401209	15582	249449
300310	MEDICAMENT PENCILLIN DERV/ACID		1546		1554
300320	MEDICAMENT OTH ANTIBIOTICS	28205	136300	23395	111223
300331	MEDICAMENTS CONTAINING INSULIN				1937
300339	OTH,MEDICEMENT HARMONE ANTIBTC	12369	84117	4913	226869
300390	OTH MEDICEMENT NES-NOT-R-SALE	67928	864606	173265	601554
300410	MEDICAMENT,PENCILLIN DERV/ACID	39878	46944	9449	32612
300420	MEDICAMENT OTH ANTIBIOTICS	206641	1938322	163568	1353722
300431	MEDICAMENT INSULIN NOT ANTIBTC	286757	2149736	217428	1556204
300432	MEDICIMENT ADERN CORTC HARMONE	89026	259312	15361	181980
300439	OTH MEDICIMENTHARMONE NOT ANT	183086	1028904	121589	768790
300440	MEDICAMENT ALKALOID DERV ANTI		15961		4941
300450	OTH MEDICAMENT VITAMIN/OTH PRO	15561	851282	13239	81315
300490	OTH MEDICAMENT THERAPEUTIC USE	2251499	18304468	1620322	14126467
300510	SURGICAL TAP IN JAMBO ROLLS	31405	292671	40422	284430
300590	OTH WADDING,GAUZE,BANDAGE ARTI	11686	87963	24597	142221
300610	STERILE SURGICAL CATGUT, ETC	143937	1156969	269791	1102688
300620	BLOOD-GROUPING REAGENTS	11	628	239	893
300630	OPACIFY X-RAY EXAM DIAGNOSTIC	1442	5528	260	4647
300640	DENTAL CEMENT/DENTAL FILLING	7754	57846	4599	69035
300650	FIRST AID BOXES AND KITS.	778	2819	311	13077
300660	CHEMICAL CONTRACEPTIVE HORMONE	726	26188	29219	223837
300670	GEL PREP HUMAN/VETERINARY USE	3479	31772	1534	18046
300691	APPL IDENTIFIABLE, OSTOMY USE	2684	50741	67	28463
321519	PRINTING INK EXCL. BLACK	227889	1311151	140342	1126895
321590	OTH WRITING/DRAWING/OTH INK	51210	191321	23222	192847
330112	ESSENTIAL OIL OF ORANGE	15304	103015	3588	53007
330113	ESSENTIAL OIL OF LEMON	708	97099	35585	44776
330119	OTH ESSENTIAL OIL/CITRUS FRUIT	175	293364	58653	222361
330124	ESSENTIAL OIL OF PEPRAMINT	3965	16615	950	9630
330125	ESSENTIAL OIL OF OTHER MINTS	3414	19007	4162	17737
330129	OTH ESSENTIAL OIL O/T CIT FRUT	14710	80439	6477	42475
330130	RESINOIDS	628	4505	748	3609
330190	OTH,CONCENTRATE ESSENT OIL NS	8455	75831	8414	58657
330210	MIXTURE ODORIFEROUS SUBS&MIXT	285091	2165658	249846	1743406
330290	OTH,MIXTURE,ODORIFEROUS SUBST	541766	3074811	377797	2693690
330300	PERFUMES AND TOILET WATERS	61687	375522	41386	369717
330410	LIP MAKE-UP PREPARATIONS	16287	119761	17308	129803
330420	EYE MAKE-UP PREPARATIONS	15391	94028	17401	125014
330430	MANICURE/PEDICURE PREPARATIONS	14755	63620	9763	62928
330491	POWDER WHETHER/NOT COMPRESSED	31753	263029	24901	236711
330499	OTH,BEAUTY/MAKE-UP PREPARATION	199933	1264555	117658	1043144

Contd.

## 10.11 Imports by Economic Categories (Detail)

(In Thousand Rupees)

Items	Jan., 2107	From July, 2016	Jan., 2106	From July, 2015
330510 SHAMPOOS	351521	1837681	208656	2395263
330520 PREP PERMANENT WAVING/STRAIGHT	11164	61278	11247	60300
330530 HAIR LACQUERS	532	4479	269	830
330590 OTH PREP USE ON HAIR	128879	663103	65719	505001
330610 DENTIFRICES	19895	277524	19935	203458
330620 YARN,CLEAN TEETH(DENTAL FLOSS)	26	726	35	546
330690 OTH,PREP ORAL/DENTAL HYGIENE	4581	23314	1429	19113
330710 PRE/AFTER SHAVE PREPARATION	11728	63900	9305	185048
330720 PERSONEL DEDORANT&ANTIP RSPRNT	37103	360072	32697	299794
330730 PERFUMED BATH SALT/OTH PREP	2196	10115	269	6464
330741 AGARBATTI/OTH ODORIFEROUS PREP	358	598	387	913
330749 OTH PREP PERFUMING ROOM/RELIGS	17399	142764	15346	128169
330790 OTH,DEPILATORY/PERFUM ETCPREP	5851	43869	5870	32240
340111 SOAP&ORGANIC SURFAC-ACTIV PROD	111778	1064137	139014	1271953
340119 OTH,SOAP ORG-SURFAC-ACT PROD	16807	183300	24427	105528
340120 SOAP IN OTHER FORMS	104309	531362	75587	456703
340130 ORGANIC SURFACE ACTIVE PRODUCT	41109	248162	14819	195307
340211 ORGANIC SURFACE-ACTIVE AGENT	480591	2777955	386872	2501274
340212 ORGANIC SURFACE ACTIVE CATIONC	12164	124312	24121	110022
340213 ORG SURFACE ACTIVE NON-IONIC	338925	2060521	327182	2260903
340219 OTH ORG SURFACE ACTIVE AGENT	29979	185537	19619	124596
340220 ORG SURF PREP PUTUP FOR R-SALE	28090	190401	20762	111254
340490 OTH, ART/PREP WAXES	83593	614281	90594	659227
340510 PO/CREAM FOR FOOTWEAR/LEATHER	18154	87984	14763	85963
340520 POL/CREAM/PREP, WOOD FURNITURE	648	11441	1301	11989
340530 POL/CREAM/PREP,COACHWORK/METAL	1765	10606	257	8519
340540 SCOURING/PASTE/POWDER/OTH PREP	99	3478		937
340590 OTH POL/CREAM/PREP,F-WEAR/LETH	23295	109789	15131	89002
350190 OTH CASEINATE DERIV CASEN GLUE	5	11868	254	5836
350211 EGG ALBUMIN DRIED	3918	3918	15178	33240
360300 SAFETY FUSES DETONATING FUSES	3844	69733		119754
360490 OTHER,PYROTECHNIC ARTICLES		95		
360500 MATCHES O/T PYROTECHNIC				63254
360610 LIQUID/LIQUEFIE GAS FUEL	2531	16127	79	5904
391740 FITING FOR TUBE ETC OF PLASTIC	30480	261621	38368	266506
391810 FLOOR COVERING OF POLYMERS V-C	56547	258239	40853	167904
392190 OTH PLATE,SHEET ETC OF PLASTIC	128233	828903	175476	1107813
392210 BATH,SHOWER WASH BASIN OF PLAS	14163	59426	8085	34187
392220 LAVATORY SEAT/COVER OF PLASTIC	3288	16709	2482	15842
392290 OTH FLASH/SIM SANITARY PLASTIC	4192	31570	7787	36049
392310 BOXES,CASES,CRATES PLASTIC	44433	309020	75809	394485
392321 SACK&BAG OF POLYMER OF ETHYL	211238	1048923	102141	608176
392329 SACKS & BAG OF OTHER PLASTICS	27471	182495	33927	166253
392330 CARBOYS,BOTTLES,FLASKS ETC	61009	404932	44003	353394
392340 SPOOLS,COPEES,BOBINS ETC PLASTC	44385	205113	12217	130343
392350 STOPPERS,LIDS,CAPS ETC OF PLAS	123823	931201	141851	770584
392390 OTH ARTICLES FOR CONVEYANCE NS	19255	154726	29366	147868
392410 TABLEWARE KITCHENWARE OF PLAST	38377	267826	37111	242991
392490 OTH,HOUSEHOLD/TOILET ARTICLES	27228	173450	27198	175529
392510 RESERVOIRS,TANKS,VATS>300 LTRS		1399	4708	11533
392520 DOOR,WINDOWS FRAME&H-HOLD PLAS	1366	24768	919	9942
392530 SHUTTERS,BLINDS&PARTS OF PLAST	2932	8802	124	1959
392590 OTH,BUILDER-WARE OF PLASTIC,NS	94963	673513	124467	840251
392610 OFFICE/SCHOOL SUPPLY PLASTIC	27420	125111	17829	90417
392620 ARTICLE OF APPAR CLOTHING PLAS	7164	59628	3686	45761
392630 FITTING FOR FURNITUR/COACH PLA	299	5985	153	3462
392640 ORANMENTAL ARTICLES OF PLASTIC	77720	352839	59886	318684
400942 TUBE,PIPERUB WITH OTH.METL.FIT	16830	36819	1782	23564
401011 CONVEYOR BELTS WITH METALS		13476	1	2991
401012 CONVEYOR BELTS WITH TEX-METACS	38222	276776	40915	281182

Contd.

## 10.11 Imports by Economic Categories (Detail)

(In Thousand Rupees)

Items	Jan., 2107	From July, 2016	Jan., 2106	From July, 2015	
401019	OTH CONVEYON BELT OR BELTING	25125	245186	19174	174251
401031	TRANSMISSION BELTS 60-180 CM	36376	248240	33937	189898
401032	TRANSMISSION OTH BELT 60-180 CM	36359	195618	17681	186685
401033	TRANSMISSION BELT 180-240 CM	410	5715	827	5059
401034	TRANSMISSION BELT OTH 180-240CM	3609	5597	31	3835
401035	TRANSMISSION SYN.BELT 60-150CM	936	4624	1370	9003
401036	TRANSMISSION SYN.BELT 150-198CM	211	401	141	1105
401390	OTHER INNER TUBES,OF RUBBER	7726	79116	5206	53027
401410	SHEATH CONTRACEPTIVES	14565	219426	406754	710139
401490	OTH HYG/PHARMACEUTICAL ARTL	9633	34625	673	24445
401511	GLOVES,RUBBER,SURGICAL	32778	308664	43706	346999
401519	OTHER GLOVES,RUBBER	45557	249429	42773	179482
401590	OTH ARTI APPRL/CLOTH ALL PURPS	1684	18267	3304	20427
401610	ARTICLES OF UNHARD CEL VUL RUB	17551	116612	25689	113730
401691	FLOOR COVERING & MATS, RUBBER	7081	28390	6770	27021
401692	ERASERS, RUBBER	109473	516673	32983	173745
401693	GASKETS,WASHERS,SEALS,OF RUBB	190922	924151	160541	928120
401694	BOAT/DOCK FENDERS,OF RUBBERS	25	15031		26874
401695	OTH INFLATABLE ARTICLE OF RUBB	1028	4953	1812	16704
401699	OTH ARTICAL UNHARD VUL RUBBER	163960	1226143	171314	1194382
420100	SADDLERY&HARNESS FOR ANIMALS	58	738		406
420211	TRUNKS,SUITCASE,VANITY-CASES	4034	31892	438	14316
420212	TRUNK,SUITCA,SATC ETC PLAS/TEX	139510	621720	79726	583352
420219	OTH TRUNK,SUITCASE,VANITY-CASE	1407	14259	3235	24610
420221	HANDBAG,COMP/PATENT LEATHER	94381	473957	58352	391561
420222	HANDBAGS,PLASTIC/TAXT MATERIAL	11167	58800	7846	62500
420229	OTH HANDBAGS,WITHOUT HANDLES	38817	198754	84489	422195
420231	ARTI.CARRIED.IN POCKET. LEA/COM	2227	21159	4341	29344
420232	ARTIC CARRIED IN POCK TAXT MATE	335	2497	1459	10744
420239	OTH,ARTI CRRIED IN HAND/POCKET	11502	59095	11226	82099
420291	OTH CONTAINER O/S OF LEA/COMPS	1305	6812	823	5417
420292	OTH CONTAINER O/S PLAS/TEXTILE	3761	17609	764	14845
420299	OTH CASES VULCANISED FIB/PBOA	7796	36973	577	14409
420310	ARTICLES OF APPAREL	8552	102617		10649
420321	GLOVES,MITTENS & MITTS SPORTS	19	93		998
420329	OTH LEATHER GLOVES	1970	17142	5978	17794
420330	BELTS AND BANDOLIERS	32537	124647	30282	150987
420500	OTH ART LEA/COMP LEA TECHNICAL	285	5111	198	3541
430230	WHOLE SKINS&CUTTINGS ASSEMBLED		17		221
430310	ARTI APPAR CLOTH ACCE FURSKIN		11		
430390	OTHER, ARTICLES OF FURSKINS		296		23
430400	ARTICLE OF FUR&ARTICLE THEREOF	2746	16135	1960	7913
440131	WOOD PELLETS	3460	5376	3971	3971
440139	SAW DUST & WOOD WASTE & SCRAP	451	8189	2099	8552
440210	WOOD CHARCOAL OF BAMBOO NOT AG	753	3715	1369	4417
441300	DENSIFIED WOOD,BLOCK,PLATE,ETC	11668	35227	2543	14686
441600	CASK,BARREL,VAT,TUB&OTH PRODC	1246	1246		
441890	OTH BUILDERS JOINERY/CARP WOOD	49930	289701	41967	304480
441900	TABLEWARE&KITCHENWARE OF WOOD	5905	31882	3819	27880
442010	STATUETTES/OTH ORNAMENT WOOD	226	2504	12	1474
442090	OTH WOOD MARQUETRY&INLAID WOOD	4837	41123	6427	54564
442110	CLOTHES HANGERS OF WOOD	1808	14231	1787	9103
450490	OTH, ARTICLES AGLOMERATED CORK		686		27
460121	MATS,MATTING&SCREEN OF BAMBOO	576	5824	1577	4745
460129	OTH MATS,MATTING&SCREN VEG MAT	34	34		
460199	OTH PLATING MATERIAL N.E.S		365	62	1013
460211	BASKETWORK&OTH ARTICL OF BAMBO	66	1247	25	2427
460212	BASKETWORK&OTH ARTIC OF RATTAN			25	267
460219	BASKETWORK&OTH ART OF VEG MATE	218	2094	208	2860
481200	FILTER BLOCK,SLAB OF PAPERPULP	69	2022	14	2009

Contd.

## 10.11 Imports by Economic Categories (Detail)

(In Thousand Rupees)

Items	Jan., 2107	From July, 2016	Jan., 2106	From July, 2015
481310 CIGRETTE PAPER IN BOOKLET/TUBE	63	150		22
481490 OTHER WALLPAPER & COVERINGS.	130	2846	57	426
481620 SELF-COPY PAPER		106		13
481690 OTHER COYING PAPER, C/T SIZE.	137	3736	976	4873
481710 ENVELOPES	864	10542	2343	9078
481720 LETTER CARDS, PLAIN POSTCARDS	59	834	172	2555
481730 BOXES,POUCHES,PAPER STATIONERY	567	3603	1465	14995
481810 TOILET PAPER	3222	18635	1416	60659
481820 HANDKERCHIEFS,TISSUES&TOWELS	6838	56612	15162	70862
481830 TABLE CLOTHS & SERVIETTES	4262	26280	5231	13498
481850 ARTICLES OF APPAREL&CLOTHING	87	1215	125	1733
481890 OTH ARTI LINEN,P&P GARMET/ASSE	6394	38884	7192	40084
481910 CARTON,BOXE&CASES CORRU PAPE	31671	151933	26502	258054
481920 FOLD/CARTO/BOXE&CASE,NON-CURRU	20915	95430	8529	71202
481930 SACKS&BAGS WITH BASE 40CM/MORE	26933	149878	4965	17184
481940 OTH SACKS&BAGS,INCLUDING CONES	29255	46867	20367	60203
481950 OTH PACKING CONTAINERS/RE-SLEE	1125	8968	795	8484
481960 BOX FILES,LETTER TRAYS,BOX,OFF	5301	36416	4210	30342
482010 REGISTERS,LETTER PADS,DIARIES	15516	69292	9119	80897
482020 EXERCISE BOOKS	1556	11053	158	1732
482030 BINDERS,FOLDERS&FILE COVERS	13480	56365	3549	26164
482040 MANIFOLD BUSINESS FORMS/CARBON	136	759	205	754
482050 ALBUMS FOR SAMPLES/COLLECTIONS	326	2716	513	4145
482090 OTH BOOK COVER,BLOTING PAD,NES	58183	289549	29994	230918
482110 P&P.BOARD LABLES PRINTED ALL=K	25824	220147	24262	152042
482190 OTH,P&P/BOARD LABLES NOT PRINT	43449	279991	34814	312265
482210 BOBBINS, SPOOLS, CAPS, PULP.	7297	14241	3478	13308
482290 OTHER,BOBINS,SPOOL,CAPS ETC.PA	4415	96863	5633	49325
482320 FILTER PAPER AND PAPERBOARD	22031	101947	5655	85214
482340 ROLLS,SHEETS AND DIALS,PRINTED	870	7882	616	7757
482361 TRAY,DISHES,PLATES,CUP,P&BORD		234		
482369 OTH TRAY,DISH,PLATE,CUP,P&BORD	17882	107288	11851	87610
482370 MOULDED/PRESSED ARTICL P-PULP	4701	17407	6212	14924
482390 OTH,ARTICLES OF PAPER PULP,CEL	23421	178229	19287	138372
490110 PRINTED BOOKS IN SINGLE SHEETS	1420	9676	2757	20748
490191 DICTIONARIES AND ENCYCLOPAEDIA	4236	15015	161	5349
490199 OTHER,PRINTED BOOKS/BROCHURES	481804	1667192	298120	1536783
490210 NEWSPAPERS,JOURNAL 4-TIME/WEEK				8
490290 OTHER NEWSPAPER,JOURNALS PERIO	4333	39526	7367	34473
490300 CHILDREN DRAWING/COLOUR BOOKS	3711	11729	7306	15977
490400 MUSIC, PRINTED IN MANUSCRIPT.		1		6
490510 GLOBES	160	1211	338	470
490591 OTH PRNTD MATER BOOK FORM/ATLS		67	2	241
490599 OTH MAPS AND HYDROGRAPHIC/W-PA	438	3839	23	655
490600 PLANS/DRAWINGS FOR ARCHITECTS	1076	13381	670	58317
490700 BANKNOTE,CHEQUE,STAMP,BOND ETC	4420	1466305	2273	184035
490810 TRANSFERS ,VITRIFIABLE.	759	10340	621	1744
490890 OTH,TRANSFERS(DECALCOMANIAS)	7048	36920	4741	38253
490900 PRINTED/ILLUSTRATED POSTCARDS	92	4241	5645	35187
491000 CALENDAR OF ANY KIND PRINTED.	3673	20794	2751	19857
491110 TRADE ADVERTISING MATERIAL.	11267	85969	10627	99283
491191 PICTURES,DESIGNS&PHOTOGRAPHS	1277	4193	663	4080
500600 SILK YARN/ YARN SPUN WASTE NRS		259		
500710 FABRICS OF NOIL SILK		31809		517
500720 OTH FAB CON>80% WT OF SILK	55408	536495	224939	1345507
511111 WOVEN FABRICS CARDED WOOL,85%		74718	880	71480
511119 OTH WOVEN FABRICS CARDED WOOL	5327	308672	1432	75123
511120 OTH MIXED MAN-MADE FILAMENTS		7940		
511130 OTH MIXED MAINLY/SOLELY M-MADE	40	13542		115
511190 OTH WOVEN FAB CARDED WOL/HAIR	21538	151459	6316	79133

Contd.

## 10.11 Imports by Economic Categories (Detail)

(In Thousand Rupees)

I t e m s		Jan., 2107	From July, 2016	Jan., 2106	From July, 2015
511211	WOVEN FAB.COMBED WOOL 85%/HAIR		36339	398	36942
511219	OTH WOVEN FAB COMBED WOOL 85%>		116064	3458	50793
511220	OTH WOVEN FAB.COM.WOLL MIX.MMF		255		40
511230	OTH WOV.FAB.COM.WOOL MIX.MMSF	2091	19904		20556
511290	OTH WOV.FAB.CARDE WOOL/FA-HAIR	68166	172399	93	12743
520790	OTHER,COTTON YARN PUT UP SALE	123	5216	32	3293
520811	WOV FAB COT WT<100G/SQM UNBLEA		19061		1199
520812	WOV FAB COT WT>100G/SQM UNBLEA		247295	775	6602
520819	OTHER WOVEN COTTON FAB UN-BLH	883	37096	952	104266
520821	WOV FAB COT WT<100G/SQM BLEACH		20999	1087	7087
520822	WOV FAB COT WT>100G/SQM BLEACH	408	1258		
520829	OTH WOVEN FAB OF COTTON BLEACH		3000	8235	13541
520831	WOV FAB COT WT 100G/SQM DYED	880	9132	919	7555
520832	WOV FAB COT WT>100G/SQM DYED	6458	6566	7897	17723
520839	OTH COTON WOV FAB<2000/SQM DYE	28407	71349	4613	18138
520841	WOV FAB COT WT 100G/SQM COLOUR	425	6090	153	1730
520842	COTON WOV FAB WT>100G/SQM COLO	16669	141608	7634	138152
520843	COTTON WOV FAB 3/4 THREAD TWIL		3		350
520849	OTH WOV FAB WT 200G/SQM	10878	24866	11395	20761
520851	COTON WOV FAB 100G/SQM PRINTED	143589	507744	49518	347749
520852	COTON WOV FAB>100G/SQM PRINTED	5093	33077	5670	140160
520859	OTH COT WOV FAB 200G/SQM PRINT	3009	54884	1068	21362
520911	WOV FAB COT WT>200G/SQM UNBLAC			50	1452
520912	COTTON WOV FAB 3-4THREAD UN-BL	129	129		135
520919	OTH COT WOV FAB>200G/SQM UNBLE		674		2755
520921	COTTON WOV FAB BLEACH>200G/SQM		127	7181	83962
520929	OTH COT WOV FAB BLE W>200G/SQM	199	896		11550
520931	COTTON WOV FAB DYED>200G/SQM				85
520932	COTTON WOV FAB DYED 3-4 THREAD		2535		329
520939	OTH COT WOV FAB DYED>200G/SQM	131	21432		23482
520941	COT WOV FAB>200G/SQM 85% COT		8188		
520942	COTTON WOV FAB DENIM>200G/SQM	27855	172974	12943	172634
520943	WOV FAB 3-4-THREAD TWILL>200G		1		
520949	OTH WOV FAB CONT 85% COT/YARN	64	6867		11713
520952	WOV FAB 3-4-THREAD TWILL PRINT	208	208		
520959	OTH WOV FAB PRINTED>200G/SQM	3190	13019	318	10766
521011	COT W-FAB MIX MMF W200G/SQM UNB	28	2664		20100
521019	OTH W-FAB COT MIX MF200GSQM UB		302		13957
521021	W-FAB COT MIX-MMF WT 200G/SQM		569		14633
521029	OTH W-FAB COT 85%,MMF 200G-BL				7526
521031	COT WOV FAB MX-MMF200G/SQM DYE	65	10214		2287
521032	W-FAB3/4THR MX-MMW 200G/MW DYE		400		
521039	OTH W-FAD COTMX MF W200G/SQMDY	2462	3429	3692	6241
521041	W-FAB COT MX-MMF 200G/SQM		5589	5588	19376
521049	OTH W-FAB COT MX-MMF W200G/SQM	3169	14022	2078	11613
521051	W-FAB COT MIX,MF W200G/SQM PRI		1111		4992
521059	OTH W-FAB COT,MMF W 200G PRINT	15495	42910	9495	48640
521111	COT W-FAB,MX MF W>200G/SQM UNB		33	187	187
521112	COT FAB 3-4THREAD MIX>200G UNB				31
521119	OTH W-FABCOT,MF W>200G/SQM UNB	3871	50950	25992	63946
521120	W-FAB COT WT<85% MIX MMF-BLEA	120	1731	2351	4385
521131	WW-FAB COT,MMF W>200G/SQM DYED	2401	2453		10832
521132	WOV FAB 3-4THREAD MIX>200GDYED		16397		1716
521139	OTH W-FAB COT,MMF W>200G DYED	21013	77978		9644
521141	COT W-FAB CLO YRN,MF W>200GSQM	560	2163		
521142	W-FAB COT DENM,MX MFW>200G/SQM	14298	147554	193	38276
521143	WOV FAB 3-4THR MX-MFW>200G/SQM				54
521149	OTH W-FB COT CLO YRN MMF>200G	381	40799	5250	7930
521159	OTH W-FAB COT,MF,W>200G/SQM PR	14750	56038	1219	14775
521212	OTH COT W-FAB BLECH W 200G/SQM		57		1186

Contd.

## 10.11 Imports by Economic Categories (Detail)

(In Thousand Rupees)

Items	Jan., 2107	From July, 2016	Jan., 2106	From July, 2015	
521213	OTH COT W-FAB DYED W 200G/SQM	674	3610	9141	10896
521214	OTH W-FAB,COLOR YRN W 200G/SQM		608		550
521215	OTH W-FAB COT PRNTD W 200G/SQM				29
521222	OTH COT WOV FAB BLEAC>200G/SQM	45	508		7122
521223	OTH COT WOV FAB DYED>200G/SQM	2308	9598	870	15411
521224	OTH W-FAB COT COLYARN>200G/SQM		728	2193	2193
530890	OTH, YARN OF OTH VEG TEX FIBRE		671		597
530911	UN-BLE/BLE FAB CON>85%WT FLX		28		
530919	OTH WOV FAB OF FLAX 85%OR MORE	13353	14294	26330	48482
530921	UN-BLE/BLE FAB 85% OR > W FLX				348
530929	OTH WOV FAB OF FLAX<85% BY WT	11831	11863		20472
531010	UN-BLEACH, WOV FAB OF JUTE/FIB	9	9		
531090	WOV FAB OF JUTE OR OTH TEX FIB		306	89	89
540600	M-MADE FILAMENT YARN RETAIL-SL			65	105
540710	WOV FAB HI-TENACI YRN NYLON PO	7223	167090	56624	129552
540720	WOV FAB OBTAIN FROM STRIP,LIKE	29234	216692	23933	150287
540730	FAB PARALLEL SYNTH FILAMENT		487		
540741	FAB 85% OR MORE NYLON FILMENT	121	15491	1309	12949
540742	OTH FAB 85% OR MORE DYED	330983	1805707	182419	1248126
540743	OTH W.FAB NYL FLAMT WT>85% DYE		431	2696	31007
540744	OTH W.FAB FILA DIF COL NYL>85%	14920	60430	17310	79203
540751	OTH W.FAB TEXTURED POLY U-BLEA	122622	869947	331542	1926626
540752	OTH W.FAB TEXTUR POLY DYED 85%	616962	5173567	842791	5837324
540753	OTH W.FAB DIF COL TEXTUR POLYS	6642	34325	314	9110
540754	OTH FAB TEXT POLY FIL PRINTED	110583	507765	20653	272318
540761	OTH FAB, NON-TEXT POLY FILAMENT	177875	610270	124924	644462
540769	OTH FAB POLY FIL TEXTILE MAT	42847	248746	64376	196417
540771	OTH WOV FAB SYNTH FIL BL/UN-BL	9	131245	40961	333051
540772	OTH WOV FAB SYNTH FIL DYED 85%		1039	513	39773
540773	OTH W.FAB DIF COL SYN FILA PRI		424		10098
540774	OTH WOV FAB SYNTH FIL PRINTED		4825	472	16484
540781	OTH W.FAB SYN MIX COT BL/UN-BE			1564	1592
540782	OTH WOV FAB MIXED COTTON DYED		1516	9780	33090
540783	OTH FAB SYN TEXMAT COLOR DYED		197	57799	187070
540784	OTH FAB SYN TEX SQM MATERUAK	9673	78512	31201	108927
540791	OTH WOV FAB SYN F/L BL/UN-BL		580		41
540792	OTH WOV FAB SYN F/L NS DYED	2909	16366	62	9887
540793	OTH WOV FAB SYN F/L NES COLOUR		192		736
540794	OTH WOV FAB SYN FIL NES PRINT	23354	79483	8441	141314
540810	W.FAB HIGH TENCITY YRN VIS,RAY	4081	4817		
540821	OTH WOV FAB ART. FIL BL/UN-BL	76433	184720	2982	8606
540822	OTH WOV FAB ART. FIL DYED		107		488
540823	OTH WOV FAB DIFFERENT COLOUR		2614		5535
540824	OTH WOV FAB ART. FIL PRINTED	591	13559	34	34
540831	OTH WOV FAB ART. FIL BL/UN-BL		186		
551130	YARN ART STAPLE FIB FOR R/SALE			794	801
551219	OTH WOV FAB OF SYN STAPLE FIB	8853	116133	16629	95657
551229	OW-FEB ACR STA FIB>85%WT ACRY	728	7641	454	4427
551291	WOV FAB SYN STAP FIB BL/UN-BL		171		
551299	FAB WOV SYN FIB>85%BY WT SYNTH	152	9271	186	1947
551311	W.FAB SYN STA FIB MX COT 170G		2720		
551321	W-FAB SYN STA FIB MX COT DYED		5583	12614	12614
551323	POLYS,COT,STAP FIB<170G DYED	479	4758	67	491
551329	OTH FAB SYN STAP FINRE DYED		2947	13325	15038
551331	WOV FAB SYN STAP FIB COLOUR YR	35	4482	370	7633
551339	OTH WOV FAB STAP FIB<170G/SQM		283	177	257
551341	WOV FAB POLY STAP FIB PRINTED				3337
551349	OW-FAB SYN STAP FIB MIX COTON	2170	6854	712	12082
551411	W.FAB POLYS STA FIB<85% UNBLIB	3677	9070		
551419	OTH SYN FAB<85% MIX BL/UN-BL				1188

Contd.

## 10.11 Imports by Economic Categories (Detail)

(In Thousand Rupees)

Items	Jan., 2107	From July, 2016	Jan., 2106	From July, 2015
551421 W-F POLY STAP FIB<85% DYED	251	20302		386
551422 W-F POLY STAP FIB 3/4THRD DYED	10349	22206	81	115
551423 OTH FAB POLY FIB MIX COT DYED		11531		10268
551429 OTH FAB<85% MIX COT SYN FIB		2390	82	102
551430 WOV FAB SYN YARN DIFF COLO DYE		5045		
551441 W-F SYN FIB<85% MIX COT PRINT		950		358
551442 W-F POL FIB MIX COT 3-4T PRINT	23	23		
551443 O/W-FAB POL FIB MIX COT PRINT	338	1503	224	3353
551449 O/W-FAB SYN MIX COT>170G PRINT	3559	8075	39729	39983
551511 O/W.FAB POLYS FIB MX VISCO RAY	33	84293	1702	89264
551512 O/W.FAB POLY FIB MIX M-MAD FIB			8876	50297
551513 O/W FAB POLY FIB MIX WOL/F-HAI	12149	163314	1049	92864
551519 O/W FAB POLY STAP FIB MIX O/FI				5966
551521 O/W FAB ARCYL FIB MIXED O/FIB		229		
551522 O/W FAB ARCYL FIB MIX WOOL				162
551529 O/W FAB ARCYLIC FIB MIX OT/FIB	8767	32403	446	21265
551591 O/W FAB SYN FIB M-MAN-MADE FIL		2976		
551599 O/W FAB SYN MIX OTH FIBRE N.S		532	211	760
551611 W-FAB ARTI FIB 85%>BL/UN-BLEA	406	60661	6666	53991
551612 W-FAB ARTI >85% BY WEIGH,DEYED	511871	2797435	292872	5502694
551613 W-FAB ARTI FIB>85% WT DIFF-COL	1021	6546		21979
551614 W-FAB ARTI FIB>85% WT PRINTED	439675	4544984	177428	1225427
551621 W-FAB ART FIB<85%WT MM.FILAM		39		
551622 W-FAB ART FIB<85% WT MM-F DYED		2232	257	12505
551623 W-FAB ART FIB<85%WT D-COL,MM-F		824	30591	58125
551624 W-FAB ART FIB<85%WT MM-F PRINT		5480	7423	176793
551632 W-FAB ART FIB<85%WT,WOL/HAI DY		6273	9110	52039
551641 W-FAB ART FIB<85%WT COT UNBL/B		1165		
551642 W-FAB ART FIB<85%WT MX COT DYE		2854		
551643 W-FAB ART FIB<85%WT MIX COTTON				468
551644 W-FAB ART FIB<85% WT MIC PRINT		9723	1834	8343
551691 W-FAB ART FIB<85%WT UN-BLE/BLE		3829		
551692 W-FAB ART FIB<85%WT MIX O/F DY	299	15814		2029
560130 TEXTILE FLOCK,DUST & MILL NEPS	5309	15705	1008	36229
560210 NEEDLELOOM FELT STICH-BOND FIB	7601	58269	6018	41144
560221 FELTS OF WOOL/HAIR,NOT COATED	68	350	20	449
560229 FELTS OTH TEXT MATE, NOT COATD		1818		197
560500 METALLISED YARN,TEXTILE YARN	344516	2318490	471269	2580536
560900 ARTICLES OF YARN,STRIP ROPE	1192	9195	827	10893
570110 CARPT/OTH TEX FLOR COVER KNOTD	8412	71967	12967	210147
570190 CARPETS,KNOT OF OTH TEX MATERL	53	464	476	973
570210 KECEM,SCHUMACKS,KARAMAE.ETC.	2937	14143	1781	9622
570220 FLOOR COVERING COCONUT FIBRES		475	4	206
570231 CARPETS F/COV.PILE CONS,M/MADE				70
570232 CARPET F/COV.P/LONS NOT TEXMAT	81	6834	722	1936
570239 CARPETS ECT.AOT.MADE O/TEX MAT				86
570241 CARPET ETC.P/CONS.WOOL WOV.M/M	209	5654	4334	4439
570242 CARPETS OTH.P/CONS.M/M/TEXT.	54796	272501	50406	267045
570249 CARPETS ETC.MADE OTH.TEX MATEL		107		2392
570291 OTH CARPETS ETC.WOOL,F/AN/HAIR				4
570292 CARPET ETC. MAN/M TEX MATERIAL				98
570299 OTH CARPETS ETC.MADE O/TEX/MAT	1816	1837		558
570310 CARPET ETC WOOL/FINE ANIM HAIR		6952		
570320 CARPETS/TUFTED OF NYLON/POLYA	19038	98778	24694	117154
570330 CARPETS ETC.TUFT MAN/M TEX MAT	81543	344758	30293	253700
570390 CARPET/TUFT CARS/VEH O-TEX MAT	1398	1971	956	8747
570410 TILES, < 0.3 SQM AREA.		3447	336	2180
570490 OTH CARPETS ETC.FELT N/TUFTED	69630	375858	82170	524902
570500 OTH CARPETS&OTH FLOOR COVERING		21934	284	1243
580110 WOV.PILE FAB.CHENILLE FAB.WOOL		351		

Contd.

## 10.11 Imports by Economic Categories (Detail)

(In Thousand Rupees)

I t e m s		Jan., 2107	From July, 2016	Jan., 2106	From July, 2015
580121	UNCUT WEFT PILE FAB.OF COTTON.		690		824
580122	CUT CORDUROY, OF COTTON		8344		11975
580123	OTH WEFT PILE FAB.OF COTTON.				27
580126	CHENILLE FABRICS, OF COTTON	361	25700	5871	44007
580127	WARP PILE FABRICS OF COTTON				3404
580131	UNCUT WEFT PILE FAB.M-MADE FIB		27456		27832
580132	CUT CORDUROY, MAN-MADE FIBRES.		18421	1705	7573
580133	OTH WEFT PILE FAB.M/MADE FIBRE		3334		6663
580136	CHENILLE FAB. MAN-MADE FIBRES.	12749	125793	9519	28149
580137	WARP PILE FABRICS OF COTTON	273	6356	722	1151
580190	OTH PILE&CHENILLE FAB.TEX.MAT	153039	647714	78202	438840
580219	OTH TERRY TOWEL/FABRICS,OF COT		957	30	1782
580220	TERRY TOWEL/FABRICS, TEX.MAT	33	306		210
580230	OTH TUFTED TEXTILE FABRIC			255	255
580300	GAUZE,OTHER THAN NARROW FABRIC		109		
580410	TULLES AND OTHER NET FABRICS	7121	28423		4597
580421	LACE MACHINE MADE,M-MADE FIBRE		8447	357	12742
580429	OTH,LACE MACHINE MADE,OTH MAT.	105985	379526	60727	252088
580430	LACE HAND MADE	340	1236	922	4609
580610	WOV.PILE FAB.& CHENILLE FABRIC	24	2478		172
580620	OTH WOV. FAB. ELASTOMERIC YARN	2950	91159	17130	87858
580631	OTH NARROW WOV FAB, OF COTTON.	1347	4795	154	724
580632	OTH NARROW WOV FAB,M/MADE FIB.	51306	249575	35908	222218
580639	OTH,NARROW WOV.FAB,TEX.MAT		20266	560	13271
580640	OTH FABRICS,WARP W/OUT WEFTASM	49	125		1211
580710	LABEL,BADGES ETC.TEXTMAT,N/EMB	86126	532501	86137	492830
580790	OTH,LABELS,BADGES&ART.TEX/MAT	15350	142220	30575	262210
580810	BRAIDS IN THE PIECE		1249		820
580890	OTH,ORNAMENTAL TRIM,TASSEL ETC		7643	4146	31759
580900	WOV FAB.OF METAL TAREAD/YARN.		16		853
581010	EMBROIDERY W/OUT VISIBLE GROND		8		10
581091	OTHER EMBROIDERY,OF COTTON	929	14382	42	12437
581092	OTH EMBROIDERY,M-MADE FIBRES	2227	8793	407	593
590190	OTH TRACING CLOTH,BUCKRAM ETC.	76107	444438	73334	327736
590210	TYRE CORD FAB HIT.YARN NYLPLMD	175761	1014805	93029	995136
590220	TYRE CORD FAB H/T YARN POLYSTR	31051	150671	41377	182029
590390	OTH,TEX FAB IMP,LAM, PLASTIC.	427327	2243539	196292	998970
590410	LINOLEUM		955	1746	1762
590800	TEX WICKS,WOVEN,LAMP,LIGHTERS		1054	48	434
590900	TEX HOUSE PIPING/TEX TUBING.	8808	35454	11631	63421
591190	OTH, TEX PRODUCTS/ ARTICLES,	33608	238246	41333	251427
600110	LONG PILE, FABRICS	732	8680	1134	5929
600121	LOOPED PILE FABRICS,COTTON	60	912		
600122	LOOPED PILE FAB,MAN-MADE FIBRE		49379	31266	81797
600129	LOOPED PILE FAB,OTH TEX MAT.	1070	33070	7011	77275
600191	OTH PILE FAB,KNIT/CROCH,OF COT		521		116
600192	OTH PILE FAB,KNIT/CROCH,M-MADE	797701	7910774	1247727	7019176
600199	OTH PILE FAB,KNIT/CROCH,O/TXTM	88	48538	5144	29142
600240	KNIT CROCH FAB<30CM,ELASTOME5%				10290
600290	OTH,KNIT/CROC FAB<30CM,ELAST5%		11233	134	39283
600310	KNIT/CRO FAB WOL/HAIR WD!>30CM		2		4
600320	KNIT/CRO COTTON WD !>30CM			438	1226
600330	KNIT/CRO SYN-FIBRE WD !>30CM		1167		
600340	KNIT/CRO ART-FIBRE WD !>30CM		24		
600390	OTH KNIT/CRO FAB WD !>30CM		1058	1260	1702
600410	KNIT/CRO FAB WD>30CM ELASTYR5%	16482	54329	43528	116287
600490	OTH KNIT/CRO FAB WD>30CM ELAST	4161	25957	4188	36307
600521	WRAP KNIT FAB OF COT UNBL/BLEA		780	283	6075
600522	WRAP KNIT FAB OF COTTON DYED	2898	10067	953	7662
600524	WRAP KNIT FAB PRINTED		7348		98

Contd.



## 10.11 Imports by Economic Categories (Detail)

(In Thousand Rupees)

I t e m s		Jan., 2107	From July, 2016	Jan., 2106	From July, 2015
600531	WRAP KNIT FAB SYN.FIB UNBL/BLE	21812	90329	7272	143703
600532	WRAP KNIT FAB SYN.FIBRE DYED	534712	2449085	182482	1024823
600533	WRAP KNIT FAB SYN.FIB DIF COLO	77	875		71
600534	WRAP KNIT FAB SYN.FIB PRINTED	232	68892	1316	46233
600542	WRAP KNIT FAB ART FIB DYED	1850	20904		10189
600544	WRAP KNIT FAB PRINTED		6567		
600590	WRAP KNIT FAB O/TH H-6001-6004	19277	75720	6083	90496
600610	OTH KNIT/CRO FAB OF WOOL/HAIR				78
600621	OTH KNIT/CRO FAB COT UNBLE/BLE		1639		
600622	OTH KNIT/CRO FAB COTTON DYED	332	568	20659	39582
600623	OTH KNIT/CRO FAB COTON COLOR			778	1196
600624	OTH KNIT/CRO FAB COTON PRINTED		8911	67	277
600631	OTH KNIT/CRO FAB SYN.FIB UNB/B		3753		11363
600632	OTH KNIT/CRO FAB SYN.FIB DYED	328772	1763312	302848	1367183
600633	OTH KNIT/CRO FAB SYN.FIB COLOR	1818	15660	436	6362
600634	OTH KNIT/CRO FAB SYN.FIB PRINT	7954	24962		11431
600641	OTH KNIT/CRO FAB ART FIB UNB/B	991	991		510
600642	OTH KNIT/CRO FAB ART FIB DYED		3088		924
600643	OTH KNIT/CRO FAB ART FIB COLOR		1019		319
600644	OTH KNIT/CRO FAB ART FIB PRINT		7191		1663
600690	OTH KNITTED CROACHED FABRICS	55146	124419	49256	195241
610120	MEN/BOYS OVERCOAT/SIM ARTICLE	669	6093		767
610130	MEN/BOYS WIND JACKET/SIM ART.		1026		3689
610190	OVERCOAT ETC.MEN OTH TEX KNIT.	246	13955	51916	80452
610210	APPAREL/CLOTH/ACCESSORIES,WOOL				2528
610220	APPAREL/CLOTH ACCES,OF COTTON,		704		115
610230	APPAREL/CLOTH ACCES,M-MADE FIB	1863	175088		393
610290	APPAREL/CLOTH OF TEX MATEL,	12	11747		4432
610310	SUITS MEN'S/ BOYS KNITTED/CROC	8008	54692	1077	33859
610322	MEN/BOYS,ENSEMBLE,COTTON,KN/CR	304	759	110	1172
610323	MEN/BOYS,ENSEMBLE SYN/FIB,KNIT		13		
610329	MEN/BOYS,ENSEMBLE OTH TEX MAT,	218	11727	970	6883
610331	JACKET/BLAZER MEN/BOY,WOOL F/H		128		7745
610332	JACKET/BLAZER MEN/BOY COT/KNIT	343	57665		2890
610333	JACKET/BLAZER MEN/BOYS SYN FIB		15334		3244
610339	JACKET/BLAZER MEN/BOYS OTH TEX	6357	353560	51	33576
610341	TROUSERS,ETC.MEN/BOYS WOOL F/H		432		
610342	TROUSERS,ETC.MEN/BOYS COT/KNIT	1198	14259	43	3373
610343	TROUSERS, ETC.MEN/BOYS SYN FIB	1	1562		580
610349	TROUSERS,ETC.MEN/BOYS TEX MAT	18548	188021	2305	14945
610413	WOMEN/GIRLS,SUITS SYN FIBLE.		7		118
610419	WOMEN/GIRLS,SUITS OTH TEX MAT		18235	1257	2081
610422	WOMEN/GIRLS,ENSUMBLE,COTT/KNIT	96	162	37	159
610423	ENSEMBLES W/GRIL SYN KNIT/CROC				14221
610429	WOMEN/GIRLS ENSEMBLE,TEX MAT		627		810
610431	JACKETS/BLAZER W/GIRL WOL K/CR		3		
610432	JACKET/BLAZER W/GIRL COT KN/CR		3481		475
610433	JACKE/BLAZER W/GIRL SYN KN/CR	127	6145		1098
610439	JACKE/BLAZ W/GIRL OTH TEX K/CR	71	23794	96	14676
610441	DRESSES W/GIRL WOOL/HAIR KN/CR		7		
610442	DRESSES W/GIRL COTTON KNIT/CRO	1161	6510	513	7367
610443	DRESSES W/GIRL SYN FIB KNIT/CR		159	1181	1767
610444	DRESSES W/GIRL ARTFIB KNIT/CR		59		
610449	DRES W/GIRL OTH TEX MAT KNT/CR	350	2595		289
610452	SKIRTS/D-S W/GIRL COT KNIT/CRO		21	31	184
610453	SKIRTS/D-S W/GIRL SYN KNIT/CRO		4		70
610459	SKIRTS/D-S W/GIRL OTH TEX K/CR		1120		632
610462	TROUSERS ETC OF COTTON KN/CRO	1547	6218	189	6071
610463	TROUSERS ETC OF SYN FIB KNITED	1490	3039	76	3107
610469	TROUSERS ETC OF OTH TEX MAT KN	1268	5620	250	3113

Contd.

## 10.11 Imports by Economic Categories (Detail)

(In Thousand Rupees)

Items	Jan., 2107	From July, 2016	Jan., 2106	From July, 2015
610510 MEN/BOYS SHIRTS COTTON KN/CRO	3186	30591	2599	17414
610520 MEN/BOYS SHIRTS M-MAD FIB K/CR	663	5025	36	6834
610590 MEN/BOYS SHIRTS O/TEXTILE K/CR	29493	299307	13866	111087
610610 W/GIRL SHIR/BLOUSES COT KN/CRO	407	8656	5327	34922
610620 W/GIRL SHIR/BLO M/MADE FIB K/C	2174	35888		1170
610690 W/GIRL SHIR/BLOU OTH TEXMATK/C	392	6284	124	14239
610711 UNDERPANTS ETC M/BOY COT KN/CR	2047	8680	1310	14193
610712 UNDERPANT ETC M/BOYS M/MAD FIB	811	826		5
610719 UNDERPANT ETC M/BOYS OTH T/MAT	70	1425	2547	3367
610721 NIGHTSHIRTS&PYJAMAS OF COTTON	163	1530	669	3926
610722 NIGHTSHIRTS&PYJAMAS M/MADE FIB		147		12
610729 NIGHTSHIRT/PYJAMAS OTH TEX MAT	1221	4714	33	1890
610791 BATHROBES ETC OF COTTON M/BOYS	83	1890		247
610799 BATHROBE ETC OF OTH TEX KN/CRO	957	2689		2787
610811 WO/GIRL SLIP, PETTICOAT KNIT/CR			425	9015
610819 SLIP PETTICOAT OTH TEX MATERIA				136
610821 W/GIRL BRIE/PANTIES COT KN/CR		346		334
610822 W/GIRL BRIEF/PANTIES M/MAD FIB	232	1193	337	414
610829 W/GIRL BRIEF/PANTIES OTH T/MAT	648	2365		621
610831 W/GIRL N-DRESS/PAJAMA COT KN/CR	308	1130		2930
610832 W/GIRL N-DRESS/PAYJAMS M/M FIB				825
610839 W/GIRL N-DRESS/PAJAMAS TEX MAT	4	5263		587
610891 BATHROBE W/GRL COTTON KNIT/CRO	17	18		537
610892 BATHROBE W/GRL MAN-MADE KN/CRO	208	437	85	200
610899 BATHROBE W/GRL OTH TEX KN/CRO	21	702	34	1302
610910 T-SHIRT, SINGLET, VEST COT K/CR	8139	55677	31071	316041
610990 T-SHIRT, OTH TXT KN/CR	5220	51804	24875	282438
611011 JERSEY, PULOVER, CARDIGAN, WOLLEN	80	17615	200	2458
611012 JERSEY, ETC. WOOL, KASHMIR GOAT		3		2410
611019 OTH JERSEY PULOVER ETC. WOOLEN	11	128107	1864	12512
611020 JERSEY, PULOVER ETC. OF COT K/C	856	48228	330	40319
611030 JERSEY, PULOVER M/MADE FIB K/C		23744		179358
611090 JERSEY, ETC. OTH TEXT. MATERIAL	3683	349374	3860	258342
611120 BABY GARMENT OF COTTON KNIT/CR	7910	32305	630	18562
611130 BABY GARMENT OF SYN FIB KN/CR	563	36706	4279	40526
611190 BABY GARMENT OF OTH TEX KN/CR	84814	862847	84966	454143
611211 TRACK SUITS COTTON KNIT/CROCH	417	3142		1744
611212 TRACK SUITS SYB FIB KNIT/CROCH	123	815		52
611219 TRACK SUITS OTH TEX MAT KN/CR		2016	346	1247
611220 SKI SUITS OF WIMEN KNIT/CROCHD		26		
611231 MEN/BOYS SWIMWEAR SYN FIB K/CR	242	242		48
611239 MEN/BOYS SWIMWEAR OTH TEX K/CR		882	163	163
611241 WOM/GIRL SWIMWEAR SYN FIB K/CR	168	612	305	709
611249 WOM/GIRL SWIMWEAR OTH TEX K/CR	4	207		479
611300 GARMENT MADE UP KNIT/CROCH FAB	25	83		99
611420 OTH GARMENT COTTON KNIT/CROCH	23	6770	1110	2034
611430 OTH GARMENT MAN-MADE FIB KN/CR	217	863		
611490 OTH GARMENT, OTH TEX MAT KN/CRO	2165	25184	5433	36516
611510 GRADUATE COMPRESS HOSIERY	8053	307440	3780	244624
611521 OTHER PANTY HOSE AND TIGHTS	16	2314	93	2161
611522 O-PANTY HOSE&TIGHTS S-FIB>67DX		244		
611529 O-PANTY HOSE OTH-TEXTILE MATE	18705	88230	601	7471
611530 OTH-W-MEN FULL/KNEE LENG HOSIE	4053	93991	2946	136792
611594 OTH HOSIERY WOOL/FINE ANI HAIR				3
611595 OTH HOSIERY OF COTTON	739	8669	657	9094
611596 OTH HOSIERY OF SYNTHETIC FIBRE	57	78		829
611599 OTH HOSIERY OF OTH TEX MATERIL	654	10545	285	5877
611610 GLOV, MITTEN, ETC PCAS/RUBER K/C	2150	4106	302	4751
611691 GLOVE, MITTN, MIT KN/CR WOL/HAIR		88		109
611692 GLOVE, MITTENS ETC KN/CROC COTT	1880	2803		1261

Contd.

## 10.11 Imports by Economic Categories (Detail)

(In Thousand Rupees)

I t e m s		Jan., 2107	From July, 2016	Jan., 2106	From July, 2015
611693	GLOVE,MITTENS ETC KNIT SYN FIB	7	9987	285	4040
611699	GLOVE,MITTENS ETC KNIT TEX MAT	374	16538	402	7286
611710	SHAWL,SCARVE,MUFFLER,VEILS ETC	610	45247	10541	105523
611780	OTH MADE UP CLOTHING ACCESRIES	409	2024	40	1091
611790	PARTS OF GARMENT OR CLOTH ACSS	1602	3418	87	3508
620111	MEN/BOYS OVERCOAT WOOL NOTKNIT		16		2128
620112	MEN/BOYS OVERCOAT COT NOT KN/C	19	116		91
620113	OVERCOAT MAN-MADE FIB NOT KNIT	50	804		1035
620119	OVERCOAT SIM ART OTH TEX MATER	33	9683	568	17913
620191	OTH OUTER GARMENT WOOL MEN/BOY	40	1114	435	57170
620192	OTH OUTER GARMENT COT MEN/BOYS		9162		1486
620193	OTH OUTER GAR M/MADE FIB M/BOY	9	4434	28	5215
620199	OTH OUTER GAR OTH TEX MAT M/BY	491	7808	522	8838
620211	OVERCOAT ETC W/GRL WOOL N/KNIT		112		
620212	OVERCOAT ETC W/GRL COT N/KNIT		820		109
620213	OVERCOAT ETC W/GRL M/MAD N/KNT		1859		859
620219	OVERCOAT ETC W/GRL O/TEX N/KNT	581	3517	1509	6260
620291	SKI/JACKET W/GRL WOOL NOT KNIT	30	58		2226
620292	SKI/JACKET W/GRL COT NOT KNIT		44		515
620293	SKI/JACKET W/GRL M/MADE N/KNIT		471		1436
620299	SKI/JACKET W/GRL TEX MAT N/KNT	311	2965	184	2922
620311	SUIT MEN/BOYS OF WOOD NOT KNIT		4002	51	2497
620312	SUIT MEN/BOYS SYN FIB NOT KNIT		3025	521	697
620319	SUIT MEN/BOYS TEX MAT NOT KNIT	4108	104486	983	49090
620322	ENSEMBLE MEN/BOY COT NOT KNIT	1565	9306	5081	8758
620323	ENSEMBLE MEN/BOY SYN FIB N/KNT		1087	135	6934
620329	ENSEMBLE MEN/BOY OTH TEX N/KNT	3845	19362	31	102695
620331	JACKET ETC MEN/BOY WOOL N/KNIT		7288		2184
620332	JACKET ETC MEN/BOY COT N/KNIT	20	7844	160	4676
620333	JACKET ETC MEN/BOY SYN FIB N/K	495	7751	393	16163
620339	JACKET ETC MEN/BOY OTH TEX N/K	2270	189002	3058	427782
620341	TROUSER,BIB,BRES ETC WOL M/BOY	601	10739	1225	16358
620342	OTH TROU BIB M/BOY COTT N/KNIT	25318	121762	15228	80836
620343	OTH TROU BIB M/BOY SYN N/KNIT	118	10407	1656	9357
620349	OTH TROU BIB M/BOY TEXT N/KNIT	3647	73242	18637	258383
620411	SUIT WOMEN/GRL OF WOOL N/KNIT		33		
620412	SUIT WOMEN/GRL OF COT N/KNIT		104		180
620413	SUIT WOMEN/GRL OF SYN N/K		648		47
620419	SUIT WOMEN/GRL OF TEX MAT N/K	9647	43656	579	9411
620422	ENSEMBLE WOMEN OF COT N/KNIT		4		77
620423	ENSEMBLE WOMEN OF SYN FIB N/K				102
620429	ENSEMBLE WOMEN OF TEX FIB N/K	4	483		2516
620431	JACKET W/GRL OF WOOL NOT/KNIT	167	167		
620432	JACKET W/GRL OF COT N/KNIT	28	4387		94
620433	JACKET W/GRL OF SYN FIB N/KNIT	16	8481	4059	52963
620439	JACKET W/GRL OF TEX MAT N/KNIT	485	3422	3152	6313
620442	DRESSES W/GRL COTTON NOT KNIT	1964	14821	2016	22780
620443	DRESSES W/GRL SYN FIB NOT KNIT		1299	69	344
620444	DRESSES W/GRL ART FIB NOT KNIT		5454		94430
620449	DRESSES W/GRL TEX FIB NOT KNIT	216	3957	61	387
620452	SKIRTS W/GRL COTTON NOT KNIT	91	553	68	916
620453	SKIRTS W/GRL SYN FIB NOT KNIT		21		
620459	SKIRTS W/GRL TEX FIB NOT/KN/CR		266	8	137
620461	TROUSER W/GRL WOOL NOT KNIT/CR		13		
620462	TROUSER W/GRL COTTON NOT KNIT	185	11242	3808	17459
620463	TROUSER W/GRL SYN FIB NOT KNIT	1159	1392		8482
620469	TROUSER W/GRL TEX MAT NOT KNIT	6641	77423	1192	15038
620520	SHIRTS MEN/BOYS OF COT N/KNIT	12321	64095	8805	77986
620530	SHIRTS MEN/BOYS OF M/MAD N/KNT	187	563	289	2419
620590	SHIRTS MEN/BOYS OF TEX MAT N/K	4435	32633	382	18595

Contd.

## 10.11 Imports by Economic Categories (Detail)

(In Thousand Rupees)

Items	Jan., 2107	From July, 2016	Jan., 2106	From July, 2015
620610 BLOUSES W/GRL SILK NOT KNITTED	7	3625	6	6
620630 BLOUSES W/GRL COT NOT KNITTED	2495	8364	18357	25562
620640 BLOUSES W/GRL M/MADE NOT KNIT	712	4427	6451	13645
620690 BLOUSES W/GRL TEX MAT NOT KNIT	1400	8045	985	14983
620711 UNEDERPANT ETC MEN/BOY COTTON	731	5032	119	1133
620719 UNDERPANTS ETC MEN TEX MAT NK		288		139
620721 NIGHTSHIRT/PYJAMA MEN COT N/K	220	270	34	104
620722 NIGHTSHIRT/PYJAMA MEN M/MAD NK				43
620729 NIGHTSHIRT/PYJAMA MEN T/MAT NK	404	1130	147	3915
620791 BATHROB ETC MEN COTTON N/KNIT		21	6	6
620799 BATHROB ETC MEN TEX MAT N/KNIT	2671	7388	8955	10485
620811 SLIPS/PETTICOAT W/GRL COT N/NK	21	438	6	378
620819 SLIPS/PETTICOAT W/GRL T/MAT NK		2607	283	481
620821 NIGHTDRESS/PYJAMA WOMEN COT NK	41	512		628
620822 NIGHTDRESS/PYJAMA WOMEN M/M NK		178		830
620829 NIGHTDRESS/PYJAMA WOMEN T/M NK	2741	14996	857	16893
620891 BATHROB ETC W/GRL COTTON N/NK	42	896	150	1328
620892 BATHROB ETC W/GRL M/MAD FIB NK				162
620899 BATHROB ETC W/GRL TEX MAT N/NK		2346	661	8434
620920 BABIES GARMENT ETC COT N/KNIT	900	9619	1099	6016
620930 BABIE GAR&CLOTH SYN FIB N/KNIT	31	12766	169	1272
620990 BABIE GAR&CLOTH TEX MAT N/KNIT	4324	55087	46308	187708
621010 GAR MADE UP FAB H-56.02/56.03	3137	7063		10895
621020 OTH GAR MEN/BOY H-6201-11,19		78	104	364
621040 OTH MEN/BOYS MADE UP FAB	30	1204	84	1714
621050 OTH MEN WOMEN/GIRL FAB N/KNIT	2	457	30	2281
621111 SWIMWEAR MEN/BOYS NOT KNITTED		1361		259
621112 SWIMWEAR WOM/GIRL NOT KNITTED		133	8	200
621120 SKI SUITS NOT KNIT/CROCHETED	2	20		130
621132 OTH GAR MEN/BOYS OF COTTON	1150	2439		622
621133 OTH GAR MEN/BOYS OF M/MADE FIB	299	8317	454	2542
621139 OTH GAR MEN/BOYS OF TEX MATERI	125	3226	1217	3078
621142 OTH GAR WOM/GIRL OF COTTON		335		918
621143 OTH GAR WOM/GIRL OF M/MADE FIB		577	18032	18224
621149 OTH GAR WOM/GIRL OF TEX MATERI	2412	20025	1024	4045
621210 BRASSIERES	26712	219076	39299	354985
621220 GIRDLES AND PANTY-GIRDLES	2310	15603	11535	35698
621230 CORSELETES		13		
621290 BRACES,SUSPENDERS,GARTER&PARTS	12861	92953	12300	99330
621320 HANDKERCHIEFS OF COTTON	1400	6614	1860	18607
621390 HANDKERCHIEFS OF OTH TEX MAT	8925	33517	4414	25850
621410 SHAWLS,SCARVES ETC & LIKE SILK		164		1154
621420 SHAWLS,SCARVES ETC & LIKE WOOL		446	2645	47180
621430 SHAWL,SCARVE ETC&LIKE SYN FIB	69	12185	54	10977
621440 SHAWL,SCARVE ETC&LIKE ART MAT	902	908		1362
621490 SHAWLS OF OTH TEX MATERIALS	15777	116861	12999	96299
621510 TIES,BOW TIES&CRAVATS OF SILK	168	3572	27	2818
621520 TIES,BOW TIES&CRAVATS M/M FIB	712	1464	202	2175
621590 TIES,BOW TIES&CRAVATS TEX MAT	1355	20885	1433	15828
621600 GLOVES, MITTENS AND MITTS.	7483	62378	3362	52364
621710 MADE UP CLOTHING ACCESSORIES	2893	19014	8861	47330
630110 ELECTRIC BLANKETS	53	456		200
630120 BLANKET/TRAVEL RUGS OF WOOL/H	516	1594	2	105856
630130 BLANKET/TRAVEL RUGS OF COTTON	186	482	16	3598
630140 BLANKET/TRAVEL RUGS OF SYN FIB	559672	3894723	412613	2708936
630190 BLANKET/TRAVEL RUGS OF TEX MAT	3083	63966	15094	105778
630210 BED LINEN,KNITTED/CROCHETED	23996	104460	23158	106511
630221 OTH BED LINEN,PRINTED,N/KNIT	2134	15372	4	4
630222 OTH BED LINEN,PRINTED M/MADE		6255	13	13
630229 OTH BED LINEN,PRINTED MILL-MAD	425	759	4	3943

Contd.

## 10.11 Imports by Economic Categories (Detail)

(In Thousand Rupees)

Items	Jan., 2107	From July, 2016	Jan., 2106	From July, 2015
630231	9980	10322	173	941
630232		1	13638	27970
630239	626	298105	46762	225613
630240				70
630251	26	308		72
630259	2	7		1714
630260	872	5267	1599	3357
630291	53	405	57	596
630293		265		317
630299	6	3118	213	2496
630312	188	673	3	204
630319	151	1702	65	1568
630391		307	2	531
630392	3509	25313	1766	52582
630399	997	2941	85	6181
630411		48	729	729
630419	193	3073	305	8093
630491	2123	5144	2142	5167
630492	199	1028	136	571
630493	11	1767		173
630499		1297	42	1126
630510	26233	229343	7176	274821
630520	118	781	122	262
630532		5679	2411	24754
630533	1368	60392	10691	77390
630539	26118	133889	31133	228909
630590	1607	5345	3348	21073
630612	10828	235281	35372	172231
630619		26107	2334	31320
630622	25	17950	315786	355723
630629	323	14597	1	748213
630630		285		
630690	5	469	23	428
630710	5814	34068	2569	26420
630720	2983	39583	3601	24187
630790	37790	308555	36666	250544
631090	10227	38359	4060	61173
640110	25	95	25	184
640192			20	20
640199	1298	2564	64	988
640212			33	528
640219	4333	74622	48894	122139
640220	962	21300	8849	19870
640291	1454	2150		3756
640299	14007	324541	86593	392043
640312		14		
640319	42704	328135	69124	471883
640320	31	12549	30039	243377
640340	5567	68586	8169	48877
640351		243		4119
640359	252	2184	3743	11249
640391		1110	442	19993
640399	38724	360354	50055	501544
640411	26439	341271	23964	410479
640419	334261	3448956	170206	2279357
640420	125	8251	4202	9914
640510	169493	1321496	177142	1230384
640520	51	189874	247	4584
650400		960	223	7684
650500	3587	37392	6981	21112

Contd.

## 10.11 Imports by Economic Categories (Detail)

(In Thousand Rupees)

Items	Jan., 2107	From July, 2016	Jan., 2106	From July, 2015
650610 SAFETY HEADGEAR	40991	306557	23483	245082
650691 OTH HEADGEAR RUBBER/PLASTICS	1093	2788	155	1833
650699 OTH HEADGEAR OF OTH MATIRIALS	2060	11748	100	65061
650700 HEADBAND LINING COVERHAT FOUN	1230	8138	370	8894
660110 GARDEN OR SIMILAR UMBRELLAS	12070	40540	13503	64867
660191 OTH UMB WITH TELESCOPIC SHAFT	103	726		1461
660199 OTH UMBRELA/SUN UMBRELLAS	10635	88470	35577	103993
660200 WALKING STICKS SEAT STICKS	2054	9010	358	3633
660320 UMBRELLA FRAMES INCL F/MOUNTED		66		62
660390 OTH PATS/FITTING UMBRELLAS		1051	138	239
670210 ARTICLE MADE ARTIFICIAL FLOWER	9836	55979	9513	48119
670290 ARTIFICIAL FLOWER,FOLIAG O/MAT	31637	160778	24115	194710
670300 HUMAN HAIR DRESSED THINNED BLE		43		456
670411 COMPLETE WIG OF SYN.TEXT MAT.	39	337	19	1015
670419 OTH BEARD, EYE BROW SYN.TEX MA	216	5277	582	3048
670420 WIGS,BEARDS OF HUMAN HAIR		51	34	126
691090 OTH CERAMIC SINKS WASHBASIN PE	284	5876	143	4425
691110 TABLEWARE & KITCHENWARE	253359	1229405	224570	1264271
691190 OTH HOUSEHOLD ARTICLES OF PORN	71153	325643	40478	269200
691200 CERAMIC TABLEWEAR KITCHENWEAR	19978	103766	32564	84829
691310 STATUT ORNAMENT PORCELAIN CHI	643	6537	434	4167
700992 FRAMED GLASS MIRRORS	9791	68274	7639	62331
701010 AMPOULES	12261	40098	25368	163412
701020 STOPPERS,LIDS AND OTH CLOSURES	5586	27863	5960	26074
701190 OTHER, GLASS ENVELOPES	105	1952	68	1241
701310 INDOOR D?COR OF GLASS CERAMICS	14149	46289	8495	40000
701322 STEMWARE DRIN GLA LEAD CRYSTAL	4	48		88
701328 OTH STEMWARE DRINKING GLASS	3790	22305	4386	30376
701333 O-DRINKING GLASS LEAD CRYSTAL		59		23
701337 OTH DRINKING GLASS O/T GL-CEMI	13258	58889	5095	45859
701341 G-WARE TABLE,KICH LEAD CRYSTAL	11	102		4
701342 G-WARE LINEAR C-EXPENSION-5x10		87		
701349 O-GL-WARE L-C-EX=5x10 T,0-300C	248265	1570273	153087	968911
701391 OTH GLASS-WARE OF LEAD CRYSTAL	6	59	67	897
701590 OTH CLOCK/WATCH/NON-CORRETVE		553	62	646
701690 OTH PAVING BLOCKS/SLABS/BRICKS	127	3618	2410	13923
701710 LAB HYG/PHAR GL-WARE W/N GRADU	8287	34799	4900	25292
701720 LAB HYG/PHAR GLASSWARE L/C=10K	453	2394		1433
701790 OTH LAB GLASSWARE ETC N.S.	8396	59525	5558	49525
701810 GLASS BEADS, S/PERAL/PRE-STON	155604	727266	95598	521717
701820 GLASS MICROSPHERRES=1MM DIA	8570	58891	8739	62390
701939 OTH WEBS,MATTRESSES,BOARD ETC	46934	550053	59575	431962
701940 WOVEN FABRICS OF ROVINGS	58643	72638	3345	10813
701951 OTH WOVEN FABRICS WIDTH=30 CM		2501		4301
701952 OTH WOV FAB WID<30CM WT<250G/M	43	46		
701990 OTH ARTICLES OF GLASS FIBRES.	39580	224876	137602	314452
711299 OTH WASTE/SCRAP PRECIOUS METAL	1394	8131	1093	13279
711311 ARTICLE OF JEWELLERY OF SILVER				62
711319 ART OF JEWEL OF OTH PRE METAL		18246	3846	24773
711320 ART(JEWELRY)BASE MTL-CLD P-MTL		19		3
711411 ART OF SILVER WARES W/N PLATED		268		
711419 ART OF PRE METALS W/N PLAT		162		995
711420 OTH WARES/PARTS OF BASE METALS	80	89		
711510 CATALYST INFORM WIRE/GRIL PLAT		416		104991
711590 OTH ART PREMET/MET CLAD P/MTL	6920	35010	1488	22403
711610 ART NATURAL/CULTURED PEARLS				86
711620 ART PRECIOUS/SEMI-PRE STONES		41		58
711711 CUFF-LINKS/STUDS-BASE METAL	1718	5301	423	6569
711719 OTH IMITATION JEWELLERY B/METL	72758	600710	88720	579437
711790 OTH IMITATION JEWEL B/METL,N.S	20256	124465	40767	185717

Contd.

## 10.11 Imports by Economic Categories (Detail)

(In Thousand Rupees)

Items	Jan., 2107	From July, 2016	Jan., 2106	From July, 2015	
731829	OTH COACH SCREW,BOLTS,NUT I/S	18763	77142	11584	110596
731940	SAFETY PINS & OTHER PINS	4155	20447	2380	19626
732090	OTHER,SPRING OF IRON AND STEEL	23773	206009	25064	160668
732111	COOKING APPLI&PLATE WARMER GAS	22150	211527	27462	171975
732112	COOK APPLI/PLAT WARMER LIQ FUL	250	739		21
732119	O-COKING APPLI INCL SOLID FUEL	5313	37508	5297	32946
732181	OTH APPLI FOR GAS & OTH FUELS	894	14856	167	6602
732182	OTH APPLI FOR LIQUID FUEL	1531	3222	102	7336
732189	OTH APPL INCL APPLI SOLID FUEL	13	2403		1306
732290	OTH AIR HEATER&HOT AIR DUSTRBU	39199	87621	52	32053
732310	IRON/STEEL WOOL,POT SCROEL ETC	27097	154320	33658	155880
732391	OTH BUCKETS OF CAST IRON ENAMA		406	192	1567
732392	OTH H-HOLD ART CASTIRON ENAMA	36	1081		1606
732393	OTH DOMESTIC UTEMSILS STA-STEL	4820	22656	7547	34526
732394	OTH DOMESTIC UTENSIL IRON/STEL	51424	242784	40886	181417
732399	OTH H-HOLD ARTCL, PART THEREOF	83592	390306	61139	377081
732410	SINK&WASH BASIN STAINLESS STEL	11013	51958	9434	37811
732421	BATH TUBS CASTIRON W/N ENAMEL	2864	17254	871	2918
732429	OTH BATH,SINK,W-BASIN ENA IRON	19242	89552	14071	66406
741539	OTH THREAD ARTICLES OF COPPER	551	11587	5085	48659
741810	TABLE,KITCH/OTH HOUSEHOLD ARTI		539	9	874
741820	OTH SANITARY WARE,PARTS COPPER	1073	1339	242	3947
741910	CHAIN,PARTS THEREOF OF COPPER		622		
741991	CAST,MOULDED,STAM,FORGED,COPPE	372	2296	323	730
750720	TUBE OR PIPE FITTING NICKEL		1152	23119	25709
761490	OTH STRAN WIR,ROP,CABL,PL ALUM	980267	2392934	302225	2367208
761510	TABLE,KITCH,POT POLISHPAD ALUM	6998	50153	5384	34356
761520	SANITARY WARE&PATS OFALUMINIU		102	125	690
761610	NAILS,BOLT,NUT,SCREW ETC ALUMI	287	3529	543	12731
761691	CLOTH,GRIL,FENCING OF ALUM WIR	593	7278	2365	9563
780420	LEAD, POWDERS AND FLAKES				127
790500	ZINC PLAT SHEET, STRIP & FOIL		34		
800300	TIN BAR, ROD, PROFILE AND WIRE		4598	242	1535
810194	OTH UN-WROUGHT TUNGSTEN,BAR RD		11		
810197	OTHER WASTE & SCRAP TUNGSTEN			181	181
820900	PLATE STICK,TIPS TOOL CERMET	10466	49329	7968	57130
821000	HAND-OPERATE MECHANICAL APPL	9493	41549	3685	25846
821110	SETS OF ASSORTED ARTICLES	76	680		354
821191	TABLE KNIVES HAVING FIX BLADE.	2858	14969	2064	12674
821192	OTH KNIVES HAVE FIXED BLADES.	3568	27653	3345	25106
821193	KNIVE OTH THAN FIXE BLADES.	700	3500	379	1726
821194	BLADES	928	3716	179	10384
821195	HANDLES OF BASE METAL	112	382		414
821210	RAZORS	52926	413778	32400	477376
821220	SAFETY RAZOR BLADES,	20455	292096	6448	257548
821290	OTHER PARTS	2870	21376	3361	17794
821300	SCISSORS,TAILORS,SHEARS BLADE	7546	27571	3672	19207
821410	PAPER KNIVES,LETTER OPENER,ETC	22767	102303	21169	102052
821420	MANICURE OR PEDICURE SETS.	2191	19195	7702	26195
821490	OTH ARTICLES OF CUTLERY .	7873	45328	7606	42914
821510	SET OF ASORTED ARTICLE-PRECMTL	211	998	841	3005
821520	OTH SETS OF ASSORTED ARTICLE.	2394	11457	759	9989
821591	OTH ARTICLE,NOT INSETS,PLATED		41		3
821599	OTHER ARTICLES	7440	43958	5831	44122
830110	PADLOCKS	123747	901292	59352	548747
830120	LOCKS FOR MOTOR VEHICLES.	12642	57143	8931	65884
830130	LOCKS FOR FURNITURE	67790	399819	66584	336210
830140	OTHER LOCKS	85885	460074	68105	392456
830150	CLASPS AND FRAMES WITH CLASPS.	51	1669		558
830160	PARTS OF LOCKS	7329	31641	16554	48735

Contd.

## 10.11 Imports by Economic Categories (Detail)

(In Thousand Rupees)

Items	Jan., 2107	From July, 2016	Jan., 2106	From July, 2015
830170 KEYS PRESENTED SEPARATELY	1666	9445	517	11859
830210 HINGES	34935	217685	38352	221092
830220 CASTORS	18836	129247	19609	75462
830230 OTH MOUNTING,FITING MOT-VEHICL	184	4060	1382	2551
830241 OTH MOUNTING,FITING BUILDING	1585	12205	1965	13197
830242 OTH MOUNTING,FITING FURNITURES	73603	438282	62619	317164
830249 OTH FITINGS OF BASE METAL N.S.	42880	216241	35060	178858
830250 HAT-RACKS,HAT-PEGS,BRACKET&FIX	2151	14805	1236	14039
830300 ARMOURED/REINFORCED SAF B-MTL.	4634	33428	706	15400
830400 FILING CARD-INDEX CABINET/TRAY	1180	9642	186	3684
830510 FITTING FOR LOOSE-LEAF BINDERS	114	7746	410	6416
830520 STAPLES IN STRIPS	12241	109294	8137	106548
830590 OTH, INCLUDING PARTS	6526	63112	9611	50417
830610 BELLS,GONGS ETC.ELECTRIC METAL	1013	5874	1378	5918
830621 STATUETT OTH ORNAMENT BASE MTL		7	21	64
830629 OTH STATUETT OTH ORNAMENT	5536	23325	2902	18093
830630 PHOTOGRAPH,PICTURE FRAME MIRROR	367	1201	103	1464
830710 FLEXIBLE TUBING OF IRON/STEEL	16418	99068	14719	148515
830790 FLEXIBLE TUBING OF BASE METAL	24874	161938	20044	121476
830810 HOOKS, EYES AND EYELETS	29261	124590	29775	123340
830820 TUBULAR OR BIFURCATED RIVET	28139	211911	29652	220410
830890 OTH ARTICLES B/METAL INC/PARTS	27038	174581	46821	217901
830910 CROWN CORKS OF BASE METAL		7566		31552
830990 OTH;SCREW CAPS POURING STOPERS	44293	260737	54761	325051
831000 SIGN-NAME PLATE,ETC.BASE METAL	814	11391	526	4090
831110 COATED ELECTRODE OF BASE METAL	96093	581686	116675	626548
831120 CORED WIRE OF BASE METAL,	6433	75614	244	33774
831130 COATED RODS&CORED WIRE,B/METAL	25006	137539	23317	85181
851290 PARTS OF THE HEADING NO.85.12	24629	43347	2034	14144
852290 OTH T/COM EQ/AC HD 85.19-85.21	54133	314664	7240	32231
852321 CARDS INCORPORAING MAG STRIPE	23048	128519	21681	183880
852329 MAGNETIC DISCS	2323	11474	3169	18631
852341 OTHER OPTICAL MEDIA UNRECORDED	46126	102940	16256	71634
852349 OTHER OPTICAL MEDIA	426369	1405112	1191494	3085318
852351 SOLID STATE NON-VOLATILE STORA	15285	139266	23275	132403
852352 SMART CARDS SEMICONDUCT MEDIA	652293	2038490	300568	2669682
852359 PROXIMITY CARDS AND TAGS	10296	142510	20377	113138
870990 PARTS,H-NO.87.09 OF WORK TRUCK	368	94584	8119	17024
871499 OTHER,PARTS AND ACCESSORIES	22255	140171	19509	103259
880390 OTH PARTS OF H-88.01 OR 88.02	218681	2171677	210638	2721222
902000 OTH BREATHING APP & GAS MASK,	26348	124073	13656	137166
902110 ORTHOPAEDIC/FRACTURE APPLIANCE	11098	54123	2609	23572
902121 ARTIFICIAL TEETH		1014	145	801
902129 OTHER; DENTAL FITTINGS	816	3367	1501	16968
902131 ARTIFICIAL JOINTS	45433	352713	18221	255375
902139 OTH ARTIFICIAL PARTS OF BODY	134406	903199	167130	1233196
902140 HEARING AIDS,EXCL PART/ACCESSO	5738	26879	5400	40130
902150 PACEMAKER STIMULAT HEART MUSCL	89103	259393	4692	215676
903300 PARTS& ACCE OF HEARING AIDS	24800	246259	13303	147776
910111 WRIST WATCH,ELE OPE,MECH DISPL		305		1526
910119 O-W-WATCH ELECTRICALY OPERATED	3112	18412	735	18048
910121 O-WRIS-WATCH,AUTOMATIC WINDING	10	55		
910129 O-W-WATCH,W/N INCO.STOP WATCH	134	3334		2198
910191 OTH. POCKET-WATCH ELE OPERATED		6		
910199 O-WATCHES INCL STOP WATCHES	2196	4268	695	3384
910211 W-WATCH,MACH DISPL O/TH H-9101	457	20079	1020	23375
910212 W-WATCH,OPTO ELECTRONIC DISPLY				89
910219 O-W-WATCH W/N INCOR STOP WATCH	11957	85730	14001	117576
910221 W-WATCH,AUTO-WIND O/T H-9101	850	1816	80	2803
910229 O-W-WATCH O/THAN H-9101	143646	915052	65051	1358998

Contd.



## 10.11 Imports by Economic Categories (Detail)

(In Thousand Rupees)

Items	Jan., 2107	From July, 2016	Jan., 2106	From July, 2015
910291		22		
910299	558	34083		35052
910310		113	504	1060
910390	493	1228		402
910400		49		12
910511	241	4071	1028	6661
910519	604	5607	1587	5332
910521	4519	39185	6239	24409
910529	9197	52504	6407	36197
910591	77	1349	1049	2232
910599	161	5100	583	4488
910610	619	1785	667	2975
910690	7988	47800	12029	29792
910700	12736	74408	6272	85385
910811		108	12	154
910812		48		129
910819		76		463
910890	34	330	91	605
910910				111
910990	62	1563	851	8244
911011		302		8234
911012				14
911019		8		
911090	9	713	45	690
911120		14		323
911180		85	930	2797
911190	331	3367	502	13116
911220	369	3729		1732
911290	61	860	743	1112
911320		58		569
911390	161	5631	1035	4239
911430		93	38	658
911490	1157	12220	1206	11032
920110				86
920190	91	1248	39	1161
920210				558
920290	712	3539	364	4510
920510		1486		909
920590	11	27		
920600	222	370	346	394
920710		17		
920790	1121	5545	225	4148
920810	41	1347	407	1517
920890	3165	14378	4136	13458
920930	40	154		17
920991				60
920992	80	299	103	1583
920994		67		
920999	513	1154		90
930110		299		
930190		207368	278	36088
930200	99808	191891	1221	242953
930310				5397
930320	32	1300		5957
930330	12105	12338	3613	34023
930390	53	357		1160
930400	7478	29982	77	17289
930510	2113	8023		
930520				342
930599		4784		296

Contd.

## 10.11 Imports by Economic Categories (Detail)

(In Thousand Rupees)

Items	Jan., 2107	From July, 2016	Jan., 2106	From July, 2015
930621		599		77536
930629	24	1659		4146
930630		13476	678	15217
930690		1382		
930700		4		105
940110		7366		11533
940120	1406	16195	1380	27351
940130	28518	204185	19677	115082
940140	1702	29937	2715	16598
940151	61	3258		1140
940159	3782	12264	358	2899
940161	6056	32065	2329	10532
940169	1414	13647	413	27210
940171	14019	79937	7951	66209
940179	26803	239572	25991	137057
940180	17804	130216	19009	102928
940190	176914	1412445	131014	933417
940310	4631	45837	2324	18894
940320	20354	132775	7625	206057
940330	19797	132200	6490	91115
940340	10323	65531	5011	41839
940350	51266	282283	20709	196224
940360	16934	106268	11470	77679
940370	10112	39138	10965	38940
940381		611		1648
940389	6683	30867	4487	37908
940390	10603	104430	3064	54729
940410		2308	24	294
940421	17	1749	46	3569
940429	82	5896	107	9271
940430	98	186	2476	3172
940490	8444	47336	1351	38525
940510	465920	2737389	185919	2186397
940520	11120	54689	5871	49526
940530	15953	361723	10744	275682
940540	123953	1400425	202484	989707
940550	41	2036	987	3621
940592		15087	1275	5208
940600	3693061	5175939	75570	1408694
950300	541867	3028125	343552	2522829
950420	3711	22264	2443	16108
950430	18231	61825	11149	59528
950440	9134	34304	5174	37377
950450	73	4510	367	1868
950490	73614	105660	3230	25164
950510	2445	10514	1723	12703
950590	62503	253975	41287	187530
950611		427	53	53
950612			107	107
950619	26	1190	234	8085
950629	399	12324	633	57493
950631	185	1442	383	884
950632	465	6693		2601
950639	178	1643	729	4468
950640	1363	8599	2405	6814
950651	595	3353	753	3205
950659	23789	101944	17925	108904
950661	7488	50003	12716	69479
950662	4750	19728	585	11265
950669	4202	25650	5932	29747

Contd.

## 10.11 Imports by Economic Categories (Detail)

(In Thousand Rupees)

Items	Jan., 2107	From July, 2016	Jan., 2106	From July, 2015
950670 ICE SKATES,ROLLER INCL SKABOOT	278	6973	2530	9775
950691 EQUIP. FOR OTHER PHY EXERCISE	137277	621303	94036	534405
950699 OTHER;SPORTS GOODS N.E.S.	14613	76702	12410	128182
950710 FISHING RODS	44	830	601	941
950720 FISH -HOOKS,W/N SNELLED	337	2927	538	2818
950730 FISHING REELS	32	43		283
950790 OTH LINE FISHING TACKLE NETS	151	1938	355	2754
950810 TRAVELLING CIRCUSES/MENAGERIES		67769		36594
950890 SWINGS,SHOOTING GALLERIES ETC.	92521	203142	74452	192905
960110 WORKED IVORY,ARTICLES OF IVORY	405	405		
960190 OTH,ANIMAL CARVING MATERIL,ART	87	362		385
960200 WORKED VEGE,MINERAL MATERIAL	434680	1020446	84607	3446109
960310 BROOM,BRUSHE,CONS TWIN,VEG-MAT	2670	10008	314	6707
960321 TOOTH BRUSHE,INCL DENT-PLA BRU	74687	404862	39167	288264
960329 OTH;SHAVING,HAIR,NAIL BRUSHES.	13711	76879	8613	43850
960330 ARTST,WRITING,SIMILAR BRUSHES	1960	14452	2053	12118
960340 PAINT,DISTEPER,VARNISH BRUSHES	4347	31506	479	13131
960350 OTH BRUSHES CONSTI PART MACHIN	2020	19370	2752	23222
960390 OTH;HAND OPE MECHANICAL F-SWEPR	41167	204674	32031	211060
960400 HAND SIEVES AND HAND RIDDLES.	47	252		163
960500 TRAVEL SETS FOR PERSONALTOILE.	655	2699		3383
960610 PRESS-FASTENERS,SNAP-FASTENER.	28695	126678	20806	130188
960621 BUTTON OF PLASTICS,NOT COVERED	131615	667860	57002	314231
960622 BUTON OF BASE METAL,COVER TXT	36688	219944	25490	149865
960629 OTHER BUTTONS	57520	281829	43839	224716
960630 BUTTON MOULD,PART,BUTTON BLANK	7	65		189
960711 SLIDE FASTENER FIT CHAIN SCOP.	46700	214172	25208	186685
960719 OTHER;SLIDE FASTENERS	120209	656317	95965	614703
960720 PARTS; SLIDE FASTENERS	21252	91465	21690	90888
960810 BALL POINT PENS	17430	141121	21499	110304
960820 FELT TIPPED.PORUS TIPPED PEN	20082	134276	14622	140669
960830 FOUNTAIN PEN,STYLOGRADH PEN	7392	44943	12343	40013
960840 PROPELLING OR SLIDING PENCILS	38	51		263
960850 SETS OF ARTICLS FROM TWO FOR-H	486	6739	673	4241
960860 REFILLS FOR BALL POINT PEN.	34792	120213	27246	117019
960891 PEN NIBS AND NIB POINTS	36855	230169	34853	224377
960899 OTH;PEN,PENCILE,SIMILAR HOLDER	30141	159883	23739	172700
960910 PENCILS&CRAYON W-LEADS ENCASD.	206675	1144367	200374	816839
960920 PENCIL LEADS,BLACK OR COLOURED	15256	82244	46211	177642
960990 OTH;PENCIL,DRAWING CHARCOALS.	4688	43881	14146	63253
961000 SLATES&BOARDS,WRITNG/DRAWIN	2008	11970	2649	16309
961100 DATE,SEALING OR NUMBERING STAM	575	9068	1373	7738
961210 TYPEWRITER OR SIMILAR RIBBONS	19173	89069	11495	70835
961220 INK-PADS	97	1182	124	787
961310 POCKET LIGHTERS,GAS FUELLED	16570	106895	9814	127877
961320 POCKET LIGH,GAS FUELL,REFILLAB	3761	11807	6019	34542
961380 OTHER LIGHTERS	5515	14203	1721	11305
961390 PARTS OF CIGARETTE LIGHTERS	178	1078	31	102
961400 SMOKING PIPE&CIGAR OR CIG.HOLD	670	4014	924	6761
961511 COMBS,HAIR-SLIDES,OF HARD RBER	6777	37645	3478	26112
961519 OTH;HAIRPINS,CURLING PINS,LIKE	3293	25352	5608	23104
961590 OTH;COMES HAIR-SLIDES,LIKE,PAR	53540	492327	36067	326306
961610 SCENT SPRAY SIMI TOILET SPRAY	7453	72658	11992	77290
961620 POWDER-PUFFS&PADS FOR APPLICA	1870	12546	1608	9591
961700 VACCUM FLASKS&OTH VACUM VESS	132772	523092	98019	449176
961800 TAILORS,DUMMIERS&OTH LAY FING.	2334	17044	1542	32354
970110 PAINTING,DRAWING,PASTELS.	48	29972		887
970190 OTH COLLAGES&SIMI DECORATIVE	404	7719	267	7944
970200 ORIGINAL ENGRAVINGS,PRINTS.		1835		
970300 ORIGINAL SCULPTURES&STATUARY		4592		3147

Contd.

## 10.11 Imports by Economic Categories (Detail)

(In Thousand Rupees)

Items	Jan., 2107	From July, 2016	Jan., 2106	From July, 2015
970400 POSTAGE&REVENUE STAMPS,ST-POS		68	53	53
970500 COLLECTIONS&COLLECTORS, PIECS.	9	9		1239
970600 ANTIQUES OF AN AGE EXE 100 YE.		11		
990900 TRANSACTIONS LESS THAN RS.1000	11262	29731	1793	22323
991000 SAMPLES HAVING NO-COMMER VALUE	210607	2420660	823658	4447618
<b>2. RAW MATERIAL TOTAL ( A + B )</b>	<b>219468650</b>	<b>1407107049</b>	<b>165155166 *</b>	<b>1326188898</b>
<b>A. CONSUMER GOODS TOTAL</b>	<b>182334433</b>	<b>1163868386</b>	<b>131228055 *</b>	<b>1090528285</b>
050400 GUTS,BLADERS,STOMACH OF ANIMAL	253	10223	808	8107
050510 FEATHER,USED FOR STUFFING;DOWN		235	135	135
050590 OTH SKINS AND PARTS OF BIRDS	38592	254286	37255	159251
050610 OSSEIN,BONES TREATED WITH ACID	861	6151	2296	10343
050690 OTH POWDER & WASTE OF BONES	1700	9260	10093	15204
050790 OTH TORTOISE-SHELL WHALEBONE		202		1640
050800 CORAL&SIMILAR MATERIAL/POWDER	408	2754	57	621
051000 AMBERGRIS,CASTOREUM CIVET,MUSK	26	840	154	351
051110 BOVINE SEMEN	15113	81020	9125	44170
051191 PRODUCTS OF FISH, CRUSTACEANS		171		1584
051199 OTH ANIMAL PRODUCTS NOT ELSWHE		43	305	305
060110 BULBS TUBERS,TUBEROU,ROOT,ETC	12075	71929	18289	84361
060120 BULB TUBERS,ROOTS,CHICORY PLAN	3276	3699		
060210 UN-ROOTED CUTTING AND SLIPS		170		426
060220 TREES,SHRUBS,BUSHES,GRAFTED	1548	5640	102	516
060240 ROSES,GRAFTED OR NOT	2057	6061	61	61
060290 OTHER LIVE PLANTS	9975	102151	9448	80095
060311 ROSES FRESH	256	4128	1505	7810
060313 ORCHIDS FRESH		29	29	166
060314 CHRYSANTHEMUMS FRESH	3267	23884	5436	26831
060315 LILIES FRESH			66	440
060319 OTH FRESH FLOWER,BUDS FOR BOUQ	1253	13146	1091	5437
060390 OTH FLOWERS & FLOWERS BUDS	3283	21372	1136	3608
060490 O.PARTS OF PLANTS FOR BOUQUETS	2	2930		23
110812 MAIZE (CORN), STARCH	25487	177281	18954	131499
110813 POTATO, STARCH	55999	362941	21868	243520
110814 MANIOC (CASSAVA) STARCH	4129	15666	912	13007
110819 OTHER STARCHES	2744	19694	10	2594
110820 INULIN		10730		5918
110900 WHEAT GLUTEN,WHETHER/NOT DRIED	31641	125105	10303	84727
120110 SOYA BEAN SEED	5365596	23409966	2634890	18250357
120190 SOYA BEAN,W.OR-N-BROKEN/SHELED	42	1373		75
120230 GROUND-NUTS SEED		64		
120241 OTH GROUND NUTS IN SHELL	485394	988696	133201	555226
120242 GROUND-NUTS SHELLED BROKEN/N-B	292263	1210119	116913	904065
120300 COPRA	414683	1400650	145415	1160842
120400 LINSEED,WHETHER OR NOT BROKEN		10070		404
120510 LOW ERUCIC ACID RAPE/COLZASEED	3785141	25714893	4628133	23615757
120590 OTHER RAPE/COLZA SEED		47		
120600 SUNFLOWER SEED,WHETH/NOT BROKE	54355	4689829	542145	785118
120721 SEEDS FOR CROP (COTTON SEEDS)		469		11
120740 SESAMUM (SESAME) SEEDS		1936		48
120750 MUSTARD SEEDS		44801	12	74722
120760 SAFFLOWER SEEDS		6102	784	3973
120770 MELON SEEDS	9	2600	576	3502
120791 POPPY SEEDS	37	400		

Contd.

## 10.11 Imports by Economic Categories (Detail)

(In Thousand Rupees)

Items	Jan., 2107	From July, 2016	Jan., 2106	From July, 2015
120799		43575	2234	46068
120810		3179		1978
120890	988	766		750
120910	5	75805		53425
120921	3895	276706	26950	616261
120922		1944760		2280661
120925		8640		80
120929	29910	231019	149099	283823
120930		6418	1551	3617
120991	381427	2514650	383507	2526764
120999	117048	1323814	94022	1094362
121190	69170	391933	46509	369086
121221	61	1271		1701
130190	38192	198568	28492	212125
130212		43		
130213				113
130219	40700	193703	48129	231689
130220	49578	150624	7242	74849
130231	7289	19777	8528	28645
130232	27938	142033	9010	93704
130239	38057	255953	27953	233518
140110	7420	34530	5936	17994
140120	4941	46178	11976	51840
140190				202
140490	285212	2065153	256449	1747078
150190		13629		5704
150210	106676	981347	94296	645148
150300		9		
150410	1080	2885	1040	1040
150420	994	994		1758
150500	6530	32591	700	38689
150600		416		716
150710		5966807	1971117	12468378
150790	7408	108401	17070	66880
150890	362	1757	426	6684
150910	11790	122211	12395	102929
150990	141140	490555	55082	351727
151000		1993	232	366
151110	732540	5049702	399586	3576732
151190	17275346	101213846	12318939	95277627
151219	1179	15684	73	20561
151229	16	66		11
151311	7571	9326	27	31342
151319	122598	617521	64457	458151
151329	148482	944104	32000	473448
151419	60	134	138	138
151499		2	190	709
151519		613		418
151529	2034	30152	9433	39390
151530	5885	24815	5655	35115
151550	146	1421	393	2258
151590	4919	10840	7038	12073
151610		191		
151620	263873	1607593	181285	1146367
151710	15065	86726	11142	147083
151790	153197	890389	133136	721449
151800	5312	95698	14650	114062
152000	4320	17503	400	1618
152110	8200	27283	8139	25176
152190	4118	27828	557	29639

Contd.

## 10.11 Imports by Economic Categories (Detail)

(In Thousand Rupees)

Items	Jan., 2107	From July, 2016	Jan., 2106	From July, 2015	
152200	DEGRAS,RESIDUES ANIM/VEG WAXES	711	32272	1379	10215
160100	SAUSE,PROD MEAT-FOOD PREP OFFL	1889	7530	705	5599
220710	UNDENATURE ETHYL ALCOHOL O/SPR		767		531
220720	ETHYL ALCOHOL/OTH SPIRITS DEN		9		
240120	TOBACO-WHOLY/PARTLY STE/STRIP	23802	604361	186767	792976
240130	TOBACCO REFUSE	8182	20544	7341	13647
251010	AAT,C/PHOS,ALUM/C/PHOS&PH/CUG	307015	3011277	790220	4869116
251020	AAT,C/PHOS,ALUM/C/PHOS&PH/CGD				2076
261690	OTH,PRECIOUS METAL ORE/CONCT	46	46		
270810	PITCH		10485	3682	14900
270820	PITCH COKE				1267
270900	PETROLEUM OILS FROM BITUMINOUS	19963171	141941952	11056501	163924326
271019	KEROSENE,INCL KER.TY. JET FUEL	30227735	224931970	18983365	168081055
271020	PETROLEUM OILS(OTH THAN CRUDE)		447		
271091	WASTE OIL (PCBs),(PCTS),(PBBS)			2039	2039
271099	OTH WASTE OILS		5676	1933	29117
271111	NATURAL GAS,LIQUIFIED	9472307	63024436	2852168	26453939
271112	PROPANE, LIQUIFIED	9809	26034	2585	17644
271113	BUTANES, LIQUIFIED			5	5
271114	ETHYLENE,PROPYLENE,BUTYLENE				209
271119	OTH GAS HYDROCARBONS LIQUIFIED	2302780	14810706	1262494	9578216
271121	NATURAL GAS,IN GASEOUS STATE		319		
271290	OTH PETROLEUM WAX ETC	24042	128069	21649	117951
271311	PETROLEUM COKE;NOT CALCINED	1814	515129	139260	491057
271312	PETROLEUM COKE; CALCINED	5856	25143	2973	31226
271320	PETROLEUM BITUMEN	22015	1084048	258050	2535972
271490	OTH BITUMEN & ASPHALT NATURAL.		27618	1872	20651
290110	SATURATED ACYCLIC HYDROCARBONS	950	5529	963	10710
290121	UNSATURATED ETHYLENE.	788657	4438090	645832	4544746
290122	UNSATURATED PROPENE(PROPYLENE)		201		
290123	UNSATURAT BUTENE/ISOMER THROF		186		13
290129	OTH UNSATURATE ACYLIC HYDCARBN	71	7137	229	4431
290211	CYCLOHEXANE	4424	9837	15	94
290219	OTH CYCLANES/CYCLOTERPENES	58843	192231	33449	186286
290220	BENZENE, PURE	19	54		5
290230	TOLUENE, PURE	58773	426960	31843	414902
290241	O-XYLENE	173838	1142457	100972	923005
290242	M-XYLENE		961		3415
290243	P-XYLENE	2737369	16580142	1378287	14559746
290244	MIXED XYLENE ISOMERS	5433	103039	9271	110265
290250	STYRENE	251564	3342361	580570	3194487
290260	ETHYLBENZENE	3765	3765		
290290	OTH CYCLEC HYDROCARBONS	17632	66307	23375	97792
290311	CHLOROMETHANE,& CHLOROETHANE		811	194	3621
290312	DICHLOROMETHANE(METHYLEN CHLRD	38310	225901	34562	290656
290313	CHOLOROFORM(TRICHLOROMETHANE)	40585	162110	16625	227657
290315	ETHYLENE DICHLORIDE(1,2-DI CH)	244844	866881		935661
290319	OTH SATAR DERIV ACYCL HYDCARBN	2942	69967	4095	29075
290321	UNSATURATED VINYL CHLORIDE		2215		
290322	UNSATURATED TRICHLOROETHYLENE	15826	155818	14962	117463
290323	UNSATURATE TETRACHLOROETHYLENE	11236	54542	5274	72369
290329	OTH UNSATUR DERIV ACYCL H'CARB		78		
290331	ETHYLENE DIBROMIDE(1,2,DIBROM)		3		
290339	OTH FLUORINATED,BRO DERIVATIES	61781	439422	54380	405612
290371	CHLORODIFLUOROMETHANE		388054		48240
290372	DICHLOROTRIFLUOROETHANS				2189
290373	DICHLOROFLUOROETHANES		111670		7689
290374	CHLORODIFLUOROETHANES		4119		
290376	BROMOCHLORO-DIFLUOROMETHAN ETC		494		
290377	PENTACHLOROFUORO METHANE		6633		14308

Contd.

## 10.11 Imports by Economic Categories (Detail)

(In Thousand Rupees)

Items	Jan., 2107	From July, 2016	Jan., 2106	From July, 2015
290379		9963		368126
290391		8070	49	9696
290399	1317	18351	1178	9083
290410	1653	60039	7108	60780
290420	8863	27610	440	15712
290490	2030	26208	3220	20179
290511	5005	1917967	326467	1951293
290512	386279	825997	80339	769216
290513	159809	23172	20270	70271
290514	4763	107325	4119	137620
290516	11569	1855620	274330	1770116
290517	272578	45330	4533	51728
290519	11710	19419	1834	13109
290522	588	31557	2073	81045
290529	5993	3722	187	6151
290531		13414380	1436776	11606098
290532	2825662	667878	95994	609599
290539	96452	32723	9622	63539
290541	3679	13638		10676
290542	3101	424901	45400	363096
290543	76669	72171	17880	69480
290544	11308	25264	1057	18183
290545	4220	409317	52699	296835
290549	85879	5531	1918	8673
290559	1454	5736	2397	8405
290611	626	418765	46040	201435
290612	89618	3175		3204
290613	1440	14169	2840	8384
290619	1631	89225	8613	70302
290621	20156	34999	6779	34482
290629	1428	19833	11200	36341
290711	6011	307963	29621	295581
290712	83099	14901	4338	7046
290713	6753	6		296
290715		6229	2820	9914
290719		9984	3742	21159
290721	2962	11290	8863	19296
290722	6763	12552	4617	18681
290723	657	33497	2101	29424
290729	4579	79435	11704	66262
290819	17355	6855	1543	10707
291511	2	163535	29460	228058
291512	43598	250852	14401	228293
291513	24888	2985	570	5578
291521	111	1208632	193660	1308934
291524	298194	1345		38
291529		55669	6442	40505
291531	8287	22824	3630	34258
291532	6007	828278	133076	992590
291533	103739	6953		5659
291536	2103	921		
291539		386738	101030	590852
291540	49327	5471	4	2298
291550	807	55570	5138	48214
291560	4334	156992	24575	165391
291570	18367	115881	13114	105884
291590	19575	801765	90308	680985
291611	137035	67522	8257	106502
291612	7957	868199	150421	913196
291613	135210	10832	897	9417

Contd.

## 10.11 Imports by Economic Categories (Detail)

(In Thousand Rupees)

Items	Jan., 2107	From July, 2016	Jan., 2106	From July, 2015
291614 UNSATU ESTER,METHARYLIC ACID	64620	515055	50269	457036
291615 OLEIC,LINOLEIC/LINOLENIC ACID	5	5406	1542	9675
291619 OTH UNSAT ACYLIC M/CARBOX ACID	16151	68300	2815	68741
291620 CYC-LANIC,LENIC LOTEPHENI ACID	10457	61160	12574	73317
291631 BENZOIC ACID,ITS SALTS/ESTERS	27831	158168	19962	132263
291632 BENZOYL PEROXIDE/BENZYL CHLRID	4058	25628	694	14785
291634 PHENYLACETIC ACID & ITS SALTS		440		697
291639 OTH,ARMATIC MONOCARBOXYIC ACID	87378	663415	188626	837389
291711 OXALIC ACID/ITS SALTS/ESTERS	22446	123675	14010	118557
291712 ADIPIC ACID,ITS SALTS/ESTERS	61957	520912	58500	279200
291713 AZELAIC/SEBACIC ACID/SALT/ESTR	10756	11236	2691	21719
291714 MALEIC ANHYDRIDE	14714	109682	8998	78074
291719 OTH ACYCLIC POLYCARBOXYL ACID	1715	50046	8252	58296
291720 CYC-LANIC,LENIC LOTERPENC ACID	6	11188		10718
291732 DIOCTYL ORTHOPHTHALATES	138	138	1103	5380
291733 DINONY/DIDECYL ORTHOPHTHALATES		2217		4141
291734 OTH ESTERS ORTHOPHTHALIC ACID	28912	124272	11615	98365
291735 PHTHALIC ANHYDRIDE	65649	266397	52251	364928
291736 TERPHTHALIC ACID AND ITS SALTS	548124	3226709	208223	1811887
291739 OTH POLYCARBOXYLIC ACIDS/DERIV	59996	265716	16388	149506
291811 LACTIC ACID,ITS SALTS/ESTERS	13112	86506	19069	93061
291812 TARTARIC ACID	2358	24635	9588	41654
291813 SALT & ESTER OF TARTARIC ACID	2186	3206		3632
291814 CITRIC ACID	249813	1022095	155238	912651
291815 SALTS & ESTER OF CITRIC ACID	30289	176919	19697	159306
291816 GLUCONIC ACID,SALTS & ESTERS	109371	460475	85458	386778
291819 OTH CARBOXYLIC ACID W/ALCOHOL	10281	110007	12781	69540
291821 SALICYLIC ACID AND ITS SALTS	454	17334	3408	17029
291822 O-ACETYLSALIC ACID/SALT/ESTER	27684	119980	10153	74369
291823 OTH ESTER,SALICYLIC ACID/SALTS	4427	17276	4921	13863
291829 OTH CARBOXYLIC ACID+PHENOL FUN	40846	267483	33037	137282
291830 CARBOXYLIC ACID+ALDEHYDE/KETON	1646	28856	4732	45955
291891 2,4,5-T(ISO)(2,4,5-TRICHLOROPH		9528		9974
292990 OTH COMP WITH OTH NITROGN FUNC	30883	174004	20253	149093
293020 THIOCARBAMATE/DITHIOCARBAMATES	18714	197524	1027	358323
293030 THIURAM MONO-,DI-,TETRASULPHID	1703	44700		
293040 METHIONINE	256478	2279056	270152	3921245
293090 OTHER ORGANO-SULPHUR COMPOUNDS	44656	429333	171986	598805
293110 TETRAMETHYL LEAD&T-ETHYL LEAD	1868	20094	3969	17377
293120 TRIBUTYLTIN COMPOUNDS		652		684
293190 OTH O-ALKYL&(O-2-(DIALKYL),COMP	167734	750961	48772	569919
293211 TETRAHYDROFURAN	123	555	9	5439
293212 2-FURALDEHYDE (FURFURALDEHYDE)		6		2
293213 FURFURYL ALCOH/TETRAHYDRFURFYL		354		426
293219 OTH COMP UNFUSED FURAN RING	5994	64424	10385	38170
293220 LACTONES	15721	93790	33020	115097
293299 OTH HETEROCYCLIC COMP W/OXYGEN	286214	1021761	153326	754610
293311 PHENAZONE & ITS DERIVATIVE	2328	9938	1038	10395
293319 OTH COMP UNFUSE PYRAZOLE RING	6635	50033	17643	96868
293321 HYDANTOIN AND ITS DERIVATIVES	2703	18542	2841	13970
293329 OTH COMP UNFUSE IMIDAZOLE RING	108629	755900	113669	808632
293331 PYRIDINE AND ITS SALTS	374	784	571	3929
293332 PIPERIDINE AND ITS SALTS		165		
293333 ALFENTANIAL(INN)(ANILERIDINE)	562	79275	137	169995
293339 OTH COMP UNFUSE PYRIDINE RING	319067	2030231	279901	1802770
293349 OTH COMP QUINOLIN/ISO-QUINOLIN	148064	913028	195752	1068180
293352 MALONYLUREA/IT DERIV/SALT THOF		2		
293353 ALLOBARBITAL(INN)(AMBARBITAL)		1666	431	3755
293354 OTH DERIVATIVES OF MALONYLUREA	9	9		738
293355 LOPRAZOLAM(INN)MECLOQUALONE		58		

Contd.



## 10.11 Imports by Economic Categories (Detail)

(In Thousand Rupees)

Items	Jan., 2107	From July, 2016	Jan., 2106	From July, 2015	
293359	OTH COMP PYRIMIDINE/PIPER RING	299235	1639894	371887	1679129
293361	MALAMINE	47602	376047	60518	308930
293369	OTH COMP UNFUSE TRIAZINE RING	151277	378861	117325	219995
293371	6-HEXANELACTAM(EPSILON-CAPROL)	427	3729		1396
293379	OTHER LACTAMS	9889	85428	34346	348333
293391	ALPRAZOLAM(INN) CAMAZEPAM(INN)	382	79941	507	59419
293399	OTHER HETROCYCLIC COPOUNDS	169788	1200246	171388	1180369
293410	COMP UNFUSE THIAZOLE RING	38520	197829	27712	180290
293420	COMP BENZOTHIAZOLE RING SYSTEM	5077	42523	5216	38446
293430	COMP PHENOTHIAZINE RING SYSTEM	1367	19594	2016	19120
293491	AMINOREX(INN),BORTIZOLAM(INN)	338	3286	171	340
293499	OTHER NUCLEIC ACIDS&SALTS	903939	4930050	605567	3762546
293999	OTH VEGETABLE ALKALOIDS NATURL	1290	176659	1890	222812
294190	OTHER ANTIBIOTICS.	780761	4556048	784513	3955160
300692	WASTE PHARMACEUTICALS	18	25		
310100	ANIMAL/VEG FERTILIZER/PRODUCTS	2060	23929	311	66682
310210	UREA,WHET OR NOT AQUEOUS SOLUT	1742883	3323569	3832	1582134
310221	AMMONIUM SULPHATE	76997	391668	59574	615980
310229	MIX AMMONIUM SULPHATE/NITRATE		74981		59237
310230	AMMONIUM NITRAT,WHET/NOT AQUES	55429	124420	58968	158426
310240	MIXT,AMMONIUM NITRAT/CALC CARB		2519		417
310250	SODIUM NITRATE	2201	44753	10364	60480
310260	MIXT,CALCIUM/AMMONIUM NITRATE	1174	4031		
310280	MIXT UREA/AMMONIUM NITRAT SOLU				6439696
310290	OTH,MIN/CHEM NETROG FERTILZER	6972	20969	1175	37109
310310	SUPER-PHOSPHATES		22023		224236
310390	OTH,MIN/CHEM FERTILIZE PHOSPHT		2237		
310420	POTASSIUM CHLORIDE	19753	568173	43211	350478
310430	POTASSIUM SULPHATE	292504	1030503	111924	1150985
310490	OTH,MIN/CHEM FERTILIZE POTASIC	100704	653975	41543	532848
310510	MIN/CHEM FERTILIZER >10KG		77606	100	2506
310520	MIN/CHEM FERTZ ELEM NIT/PHO/PT	9375	113649	15175	185725
310530	DIAMMONIUM HYDROG ORTHO-PHOSPH	1554141	39822302	352651	49494584
310540	AMMONIUM DIHYDROGEN ORTHO-PHOS	360	10749	32	15857
310551	CHEM FERTZ CON NITRAT/PHOS		3714	277	172353
310559	OTH MIN/CHEM FERTZ NITRAT/PHOS	1926	10153		914069
310560	MIN/CHEM FERTZ ELEM PHOS/POTAS		367		1321
310590	OTH MINER/CHEMICAL FERTILIZER	1732	60321	1560	96816
320110	QUEBRACHO EXTRACT	328	47784	8771	35807
320120	WATTLE EXTRACT	54466	266619	32978	211396
320190	OTH TANNING/EXTRACT VEG/GAMBER	45677	275424	34065	274106
320210	SYN ORGANIC TANNING SUBSTANCE	173167	1132980	214577	956019
320290	OTH,INORGANIC TANING SUBSTANCE	96909	651590	85650	625176
320300	COLOUR MATTER,VEG/ANIMAL	11870	44736	6178	33666
320411	DISPERSE DYES/PREP BASE THEROF	335446	1456753	278341	1785131
320412	ACID DYES PREMETALISE/PREP/DYE	179182	927614	156299	823782
320413	BASIC DYES/PREP BASE THEREON	93670	517900	86286	537605
320414	DIRECT DYES/PREP BASE THEREON	34349	207273	28618	228983
320415	VAT DYES INCL PIGMENT/PREPARAT	388530	2073530	355605	2044290
320416	REACTIVE DYES PREP BASE THEREON	573013	4847874	547853	4651343
320417	PIGMENT PREP BASE THEREON	283917	1726059	251196	1684669
320419	OTH SYN ORGN COLOURING MATTER	128105	908136	154334	911387
320420	SYN ORGN PROD USE FLUORESCENT	68787	430670	80195	402251
320490	OTH,SYN ORGN COLOURING MATTER	18133	48605	6622	31645
320500	COLOUR LAKES,PREP AS SPECIFIED	24629	157702	39558	158188
320611	PIGMENT PREP TITANIUM DIOXIDE	750868	3866857	407969	3109395
320619	OTH,PIGMENT/PREP TITANIUM DIOX	12723	63015	11433	68831
320620	PIGMENT/PREP,CHROMIUM COMPOUND	20683	55100	30755	113194
320641	ULTRAMARINE/PEP BASE THEREON	3759	26662	5040	25659
320642	LITHOPONE/OTH PIGMENT/ZINC SUL	1963	21836	3012	22448

Contd.

## 10.11 Imports by Economic Categories (Detail)

(In Thousand Rupees)

Items	Jan., 2107	From July, 2016	Jan., 2106	From July, 2015	
320649	OTH,COLOURING MATTER PREPARATN	82315	482233	71464	393234
320650	INORGANIC PRO USE LUMINOPHORES		688	184	2284
320710	PREP PIGMENT/OPACIFIER/COLOURS	16227	92491	15357	95036
320720	VITRIFIABLE ENAMEL/GLAZE/ENGOB	7549	49273	12312	46573
320730	LIQUID LUSTER/SIMILAR PREPARAT	283	7557		7853
320740	GLASS FRIT/POWDER GRANULE/FLAK	103024	478281	54389	494157
320810	PAINT/VARNISH BASE ON POLYSTER	48530	249574	27436	147577
320820	PAINT/VARNISH,ACRY/VINYL POLYM	54476	286593	64846	324883
320890	OTH PAINT BASED ON POLYAMIDES	185664	1126136	137734	1032565
320910	PAINT/VARNISH ACRY/VINYL POLYM	6474	47363	17387	69048
320990	PAINT/VARNISH,SYN POLYMER/AQS	18156	159436	15208	113874
321000	OTH PAINT & VARNISH FOR LEATHE	21295	142418	17718	98643
321100	PREPARED DRIERS.	10506	99541	10437	88942
321210	STAMPING FOILS	29515	192549	15636	157112
321290	OTH,PIGMENT DISPERSE NON AQUOS	13923	122847	37431	144257
321310	COLOURS IN SETS	5970	30627	2620	31587
321390	OTH COLOUR ARTIST/PAINTERS	1446	2965	179	1387
321410	GLAZIERS/GRAFTING PUTTY,RESIN	36783	239704	23312	196908
321490	NON-REFRACTORY SURFACING PREP	49902	323680	39179	268992
321511	ROLLING COATING PRINT INK BLK	47179	339875	42526	268713
340290	OTH ORG SURFAC ACT,WASH/CLEAN	149106	1110056	199615	1186481
340311	PREP TEXTILE/LEATHER/OIL MATRL	33015	256583	94691	299256
340319	LUBRICAT PREP CONT PET/MIN OIL	96598	918159	24945	811067
340391	OTH,PREP TEXT/LEATHER/FURSK ML	225238	1284615	175545	1065686
340399	OTH LUBRICAT PREP OIL/GREASE	65645	485646	88332	452477
340420	ART/PREP WAXES,POLYETHEL GLYCL	19717	164128	11433	140905
340600	CANDLES,TAPERS AND THE LIKE	11299	41308	12254	54064
340700	MODELING PASTE ETC RETAIL SALE	12396	45243	7854	52645
350110	CASEIN	4236	24752	2341	14892
350219	OTHER EGG ALBUMIN	3	3		
350220	MILK ALBUMIN,INCL WHEY PROTEIN		92221	17	5340
350290	OTH ALBUMIN O/T EGG ALBUMIN		478	48	238
350300	GELATIN&GELATIN DERIVATIVE	19658	68860	26328	60318
350400	PEPTONEDERV,PROTEIN SUBSTANCE	3532	48925	17578	44711
350510	DEXTRIN,OTH MODIFIED STARCHES	40969	298488	50376	314343
350520	GLUES	3210	26315	3586	33353
350610	PROD SUITABLE USE GLUE/ADHESIV	31928	191386	25687	166176
350691	ADHESIVE/RUBBER/PLASTIC/RESIN	143289	1064424	139018	908697
350699	OTH PREP GLUE/ADHESIVE	21355	143270	31323	104326
350710	RENNET AND CONCENTRATE THEREOF	1485	7036	400	3469
360690	OTH FERRO CERIU/OTH PYROPHORC		18696		9
370110	X-RAY FILM,PLATE IN FLAT UNEXP	114417	747133	170932	815802
370120	INSTANT PRINT FILM UNEXPOSED		497	379	498
370130	OTH UNEXPOSED PLATE>255MM	52705	506802	73784	456346
370191	O.PL/FILM-COLOUR PHOTOGRAPHY				31
370199	OTH PHOTOGRAP/PLAT/FILM/UNEXPS	17	642		599
370210	PHOT-FILM ROLL UNEXPOSE,X-RAY		3691		1379
370231	OTH PHOT/FILM ROLL<105MM			1	1
370239	OTH PHOT FILM ROLL ST/UNEXPOSE	142	1598		1661
370242	PHOT FILM W>610MM,L>200M,B/W			321	321
370243	PHOT FILM W>610MM,L<200M	143	19865	10352	57757
370244	PHOT FILMW>105MM BUT<610MM	37122	163399	22105	232957
370310	PHOT PAPER/BOARD/TEXT W>610MM		440	227	1234
370320	PHOT PAPER/BOARD/TEXT UNEX/COL	2969	12682	2950	43145
370390	OTH PHOT PAPER/BOARD TEXT UNEX	15675	56366	13385	81033
370400	PHOT PLAT/FILM PAPER/BOARD EXP		241		1429
370510	PHOT PLAT/FILM FOR OFFSET REP				286
370590	OTH PHOT PLAT/FILM		358		280
370610	CINEMAGRAPHIC FILM EXPO/DEVEL				311
370690	OTH CINEMA FILM EXPOSE DEVELOP	735	5329	518	3824

Contd.

## 10.11 Imports by Economic Categories (Detail)

(In Thousand Rupees)

Items	Jan., 2107	From July, 2016	Jan., 2106	From July, 2015
370710 SENSITISING EMULSIONS	5659	50982	5153	61744
370790 OTH CHEM PREP,PHOTOGRAPHIC USE	25592	151150	22717	139150
380110 ARTIFICIAL GRAPHITE	4959	17015	3121	18470
380120 COLOIDAL/SEMI COLOIDL GRAPHITE	947	5088		587
380130 CARBONEOUS PASTE ELECTRODE		2905	346	2201
380190 OTH,PREP GRAPHITE O/T CARBON	6500	32602		18904
380210 ACTIVATED CARBON	21957	134979	20119	130862
380290 OTH ACT CARBON/NAT MINER PROD	32085	105297	5788	78622
380300 TALL OIL WHETHER/NOT REFINED		136		135
380400 RESIDUAL LYE FROM WOOD PULP NS	17094	128286	25255	173170
380510 GUM,WOOD,SULPHAT TURPENTIN OIL	1012	2017		9068
380590 OTH TERPENIC OIL CONIFER WOOD	6443	61296	73046	248645
380610 ROSIN AND ROSIN ACIDS	60415	506108	133682	591232
380620 SALT OF ROSIN/RESIN ACIDS DERV		37672	2477	42762
380630 ESTERS GUMS		49425	5161	63313
380690 OTH,ROSIN,SPIRIT,OIL,RUN GUMS	2613	43717	5865	33345
380850 INSECTICIDE/RODENTICIDE/ETC		158	2854	8530
380891 OTHER INSECTICIDES	486894	3099330	505120	3791738
380892 FUNGICIDES	229865	1951460	200219	1684099
380893 HERBICID,ANTISPROUTING PRODUCT	336505	3932374	303799	4291033
380894 DISINFECTANTS	19146	200962	43950	178544
380899 PLANT-GROWTH REGULATORS R.O-71	10106	110978	28342	84323
380910 FINISHING AGENT AMYLACOUS SUBS	1039	2675		
380991 OTH FINISHING AGENT ETC TX ETC	244253	1751794	262341	1773439
380992 OTH FINISHING AGENT DYE CARIER	40004	206872	18310	182448
380993 OTH FINISHING AGENT DYE CARIER	101911	515028	87444	497704
381010 PICKLING PREP METAL SURFACE	26098	239988	22630	194395
381090 OTH PREP FOR METAL SURFACE	59027	304751	92367	396417
381111 ANTI-KNOCK PREP OF LEAD COMP	20	820		
381119 OTHER,ANTI-KNOCK PREPARATIONS	1822	15624	2391	15164
381121 ADD LUBRICATE,PET OIL BIT MINE	564979	3350768	529355	2790242
381129 OTH ADDITIVE LUBRICATING OIL	34497	290548	33520	582580
381190 OTH PREP ADDITIVE FOR LIQU USE	101623	848991	259015	1445199
381210 PREPARED RUBBER ACCELERATORS	8494	122861	23861	138375
381220 COMPOUND PLASTICIZER RUB PL	6055	10960	390	7752
381230 ANTI-OXIDISING PREPAR & COMPOU	204290	901348	109262	753318
381300 PREP/CHARG FIRE-EXTINGUISHERS	8874	41939	5400	30719
381400 ORGAN COMP SOLVENT/THINNER NES	7888	211827	59027	213250
381511 SUPORTED CATALYST WITH NI/COMP	22573	282472	2928	143870
381512 SUPORTED CATALYST WITH PR/METL	127051	141709	611	161951
381519 OTHER,SUPPORTED CATALYSTS	43527	594690	6490	202381
381600 REFRACTORY CEMENT,MORTARS,CONS	107605	518640	62782	433066
381700 MIXE ALKYL-BENZEN&MIX AL-NAPHT	796381	5115961	494311	3802593
381800 CHEM ELEMENT/COMP DOP-ELECTRON	17	1236	114	1429
381900 HYDRALIC BRAKE FLUIDS/LIQUIDS	7682	95960	14096	92163
382000 ANTI-FREEZING PREP/DEICE FLUID	21392	131256	12672	122433
382100 PREP CULTURE MEDIA MICRO-ORGAN	6657	57240	7393	54745
382200 DIAGNOSTIC/LAB REAGENTS/PR-DIA	635646	4270864	450773	3718213
382311 STEARIC ACID	55396	256745	26320	162122
382312 OLEIC (OLIVE) ACID	8090	34649	308	16319
382313 TALL OIL FATTY ACIDS		7059		14477
382319 OTH INDUS MONOCARBOXYLIC F.ACI	236758	1658481	344553	2094925
382370 INDUSTRIAL FATTY ALCOHOLS	10582	120145	21510	100273
382410 PREP BINDER FOUNDRY MOUL CORES	12478	75423	8937	60646
382440 PREPARED ADDITIVES FOR CEMENT	64239	428387	54196	244843
382450 NON-REFRACTORY MORTAR CONCRETE	955	29985	175	21325
382460 SORBITOL O/TH SUB-H-NO.2905.44	69847	379867	55603	347081
382472 MIX CON BROMOCHLORODIFLUOROMET	27	27		
382478 CON (PFCs)/(HFCs)BUT NOT(CFCs)	36640	162880	309	18430
382479 OTH MIX CON HALOGE DER OF METH	2676	74804	6510	67871

Contd.

## 10.11 Imports by Economic Categories (Detail)

(In Thousand Rupees)

Items	Jan., 2107	From July, 2016	Jan., 2106	From July, 2015	
382490	OTH,CHEMICAL PRODUCT/PREPARA	1780251	9226129	1452940	9641640
382550	WASTE OF METAL PICK LIQUORS		40		
382569	OTH WASTE FROM CHEM.INDUSTRY		5267		
382590	OTH RESIDUAL OF CEHM.INDUSTRY		1013		5124
382600	BIODIESE&MIXTURE 70%WT-PET-OIL		96	228	376
390110	POLYETHYLENE SP GRAVITY<0.94	2543986	17604995	1903488	17923057
390120	POLYETHYLENE SP.GRAVITY>0.94	2566983	16457348	1562854	16288294
390130	ETHYLENE-VINYL ACETATE COPLMER	152175	993050	160556	1067466
390190	OTH POLYMER OF ETHYLENE P.FORM	363068	2050402	202497	1310417
390210	POLYPROPYLENE	3806174	23873991	2295191	23063366
390220	POLYISOBUTYLENE	4706	11853	89	15792
390230	PROPYLENE COPOLYMERS	1127955	7004224	746298	6755370
390290	OTHER OLEFINS IN PRIMARY FORMS	21266	165461	18863	148686
390311	POLYSTYRENE EXPANSIBLE	37675	110616	16110	67251
390319	OTHER POLYSTYRENE	25274	155900	28039	223022
390320	STYRENE-ACRYLONITRILE COPOLYMR	26722	163100	15961	159545
390330	ACRYLONITRILE-BUTADINE-STYRENE	421277	2060630	237962	1345591
390390	OTH POLYMERS OF STYRENE,P-FORM	9966	134747	14108	96458
390410	POLYVINYL CHLORIDE,UNMIX SUBST	476887	2845471	320966	3089085
390421	OTH POLYVINYL CHLORIDE,NON-PLA	2661	38996	2691	16972
390422	OTH POLYVINYL CHLORIDE PLASTIC	29757	210660	22171	161841
390430	VINYL CHLORIDE VINYL ACETATE	8573	28029	6446	30417
390440	OTH VINYL CHLORIDE COPOLYMERS	8337	45116	3876	49692
390461	POLYTETRALUOROETHYLENE		892		3251
390469	OTHER, FLUORO-POLYMERS	1750	9582	98	13342
390490	OTH POLYMERS OF VINYL CHLORIDE	10627	26664	2018	10765
390512	POLYVINYL ACETATE AQUE DISPERS	5413	32469	3043	32745
390519	OTH POLYVINYL ACETATE (PVA)	164	25923		26463
390521	VINYL ACETATE COPOLYMERS AQUEO	81053	297241	28177	313902
390529	OTH VINYL ACETATE COPOLYMERS	6811	100353	10782	95364
390530	POLYVINYL ALCOHOL W/N CON UNHY	176497	1403322	172966	1262459
390591	COPOLYMERS	324	8675	717	13329
390599	POLYMERS OF OTHER VINYL ESTERS	19389	199568	38822	212752
390610	POLYMETHYL METHACRYLATE	18404	90767	12925	108696
390690	OTHER,ACRYLIC POLYMERS P/FORMS	459275	2781036	378061	2642996
390710	POLYACETALS	18322	135187	14505	114701
390720	OTHER POLYETHERS	858573	4402007	764454	5206518
390730	EPOXIDE RESINS	109770	599749	116834	691073
390740	POLYCARBONATES	113953	758555	57554	632975
390750	ALKYD RESINS	16125	196040	276	133109
390760	POLYETHYLENE TEREPTHACATE(PET)	124752	1871335	258434	2463110
390770	POLY(LACTIC ACID)		14643	3501	28596
390791	OTHER POLYESTERS, UNSATURATED	12451	44537	5781	23007
390799	OTH POLYESTERS IN PRIMARY FORMS	73891	458002	59885	313006
390810	POLYAMIDE-6,-11,-12,-6,6,-6,10	44365	156584	22957	131283
390890	OTH POLYAMIDE IN PRIMAR FORM	22008	142930	32748	235894
390910	UREA RESINS, THIOUREA RESINS	2376	28958	743	8304
390920	MALAMINE RESINS	27906	153125	46986	169352
390930	OTHER AMINO-RESINS	93422	790671		3266
390940	PHENOLIC RESINS	34199	196407	34036	171637
390950	POLYURETHANES	293387	1695098	274131	1597959
391000	SILICONES IN PRIMARY FORMS.	266002	2342409	330354	2067853
391110	PETROL/COUMARONE,INDENE RESINS	22483	108560	27200	143512
391190	OTH,POLYSULPHIDE,SULPHONE/PLAS	23882	125264	9416	76515
391211	CELLULOSE ACETATES,NON-PLASTI		23		583
391212	CELLULOSE ACETATES,PLASTICISED	994	9472	136	1685
391220	CELLULOSE NITRATES(INCL COLLO)	77030	509435	63107	438225
391231	CARBOXYMETHYL CELLULOSE & SALT	106474	618971	97537	703882
391239	OTHER CELLULOSE ETHERS	187695	1157826	211400	1034879
391290	OTH CELLULOSE & CHEM DERIVATIV	52059	251665	26653	290491

Contd.

## 10.11 Imports by Economic Categories (Detail)

(In Thousand Rupees)

Items	Jan., 2107	From July, 2016	Jan., 2106	From July, 2015
391310 ALGINIC ACID,ITS SALTS & ESTER	186736	1072117	171542	957636
391390 OTH NATURAL POLYMERS/MODIFI	65661	236139	43046	215003
391400 ION-EXCHANGERS BASED ON POLYMR	30554	196952	72336	222707
391510 WASTE,ETC OF ETHLY/POLYM/PLAST		7343	911	8999
391530 WASTEETC OF VINYL-CHLORIDE/PL	36563	184598	12006	114406
391590 WASTE,ETC PLASTIC/PARING	24631	168535	52078	215074
391610 MONOFILAMENT D>1MM RD/ST/PROFI	3607	4836	4589	8923
391620 MONOFILAMENT D>1MM-PL PO VICHL	6789	63701	2376	18545
391690 OTH MONOFIL D>1MM PLASTIC-TOH	20120	95252	11549	94080
391710 ARTIFI GUTS OF HARDEN PROTEIN		10688		9073
391721 TUBE,PIPE HOSES,RIGID,OF POLYM	40298	179524	12847	81277
391722 TUBE,PIPE HOSES,POLYMER OF PRO	11076	30337	9502	63342
391723 TUBE,PIPE ETC OF POLYMER VINYL	18156	93307	119269	178468
391729 TUBE,PIPE HOSE,RIGID,OTH PLAST	57980	371777	11686	324385
391731 FLEXIBLE TUBE,PIPE B-PRE27.6MP	14791	92783	13451	74295
391732 OTH,TUBE,PIPE HOSE W/OUT FITNG	263	12838	1536	10793
391733 OTH TUBE,PIPE NOT REINFORCED	331	10493	1550	44413
391739 OTHER TUBES,PIPES AND HOSES,	107970	745509	86776	668965
391890 FLOOR COVERING OF OTH PLASTICS	11641	101822	12844	89638
391910 SELF ADHESIVE PLAT,ETC W<20CM	170603	968744	90317	740972
391990 OTH,SELF-ADHESIV PLATE,W>20CM	400717	2149673	266739	2099858
392010 OTH PLATES,ETC PLASNON-CELULAR	195442	1207975	132584	1002865
392020 OTH PLATE,ETC PLAST NOT REINFO	113270	827105	77406	943471
392030 OTH PLATE,SHEET,ETC OF PLASTIC	31059	299310	15213	188586
392043 OTH PLATE,MAT OF VINYL CHLORID	67152	466672	50250	285810
392049 OTH PLAT,ETC VINYL CHLORID FLX	90511	683530	101563	689590
392051 OTH PLATE,ETC ACRYLIC POLYMERS	8408	49749	1946	24056
392059 OTH PLAT,ETC OTH ACRYL POLYEER	9766	56152	7088	55358
392061 POLY CARBONATE IN PLATE, ETC	3253	27920	2365	14386
392062 OTH PLATE ETC POLY(ETH TEREPH)	10101	470501	40649	250582
392063 OTH PLATE ETC UNSAT-POLYSTERS	7852	45476	10109	86544
392069 OTH PLATES ETC OF OTH POLYESTR	9896	62091	15081	92045
392071 OTH PLAT ETC PLAS OF REG CELUL		6782		4354
392073 OTH PLAT ETC PLASTIC NON CELLU	99	99	214	214
392079 OTH PLAT ETC-PLAS OF CEL DERIV		424		
392091 OTH PLAT ETC PLAS OF PO BUTRAL		26314	1063	11496
392092 OTH PLAT ETC-PLAS OF POLYAMIDE		6958	280	9959
392093 OTH PLAT ETC-PLAS OF AMINO-RES		20		
392094 OTH PLAT ETC-PLAS OF PHENORES N		2829	372	8772
392099 OTH PLAT ETC-PLAS OF OTH PLAST	66225	362450	53513	285497
392111 PLATES ETC OF PLAS POLY/STYREN	10296	49021	55	13976
392112 PLAT ETC PLASTIC CEL P-VIN-CHL	58582	371787	51291	688494
392113 PLAT ETC PLA CEL OF POLUURETHA	32675	265704	53760	469818
392114 PLAT ETC PLA CEL OF REGERATED	1098	18812	1289	5687
392119 FLAT SHET ETC PLA CEL OTH PLAS	50246	224437	15975	126671
392690 OTH, ARTICLES OF PLASTICS	474011	2698472	402283	2342088
400110 NATURAL RUBBER LATEX	280175	1303250	177747	1307464
400121 SMOKED SHEETS	119539	460914	95517	541261
400122 TECH SPECIFIED NATURAL RUBBER	322882	1789055	295171	1464732
400129 OTHER NATURAL RUBBER	10545	139571	34206	134309
400130 BALATA,GUTTA-PARCHA,CHICLE ETC			17	17
400211 STYRENE-BUTADIENE RUBBER LATEX	154294	678986	91094	679652
400219 STYREN BUTADIEN RUBER CARBXyla	413015	1805603	312046	2254710
400220 BUTADIENE RUBBER (BR)	18509	224085	21679	98899
400231 ISOBUTENE-ISOPRENE RUBBER(IIR)	181673	1445466	113794	890570
400239 OTH,HALO-ISOBUTENE-ISOPRENE RU	80	56629	34884	89384
400241 CHLOROPRENE RUBBER LATEX (CR),		873	461	912
400249 CHLOROPRENE RUBBER O/THAN LATX	13833	227897	40185	312044
400251 ACRYL BUTADIENE RUBBER LATEX		18		1562
400259 ACRY BUTAD RUBBER O/THAN LATEX	65877	285920	47681	385692

Contd.

## 10.11 Imports by Economic Categories (Detail)

(In Thousand Rupees)

Items	Jan., 2107	From July, 2016	Jan., 2106	From July, 2015
400260 ISOPRENE RUBBER (IR)			4441	5258
400270 ETHYL PROPLENE-NON-CONJUGATED	32646	148721	40872	172540
400291 OTH SYNTHETIC RUBBER FACTICE		123		3976
400299 OTH SYN RUBBER FACTICE D/F OIL	27797	140531	21743	151648
400300 RECLAIMED RUBBER PRIMARY FORM	24915	192491	18330	162951
400400 WASTE,PAROMGS&SCRAP O/TH H-RUB	102877	447869	62110	505419
400510 COMP WITH CARBON BLACK OR SILI	18314	138391	14749	117968
400520 SOLUTION/DISPERS O/T H-4005.10		433		461
400591 PLATE,SHEET STRIP UN-VUL RUBER	2551	8168	1105	9521
400599 OTHER COMPOUNDED RUBBER	20115	101406	7317	130826
400610 CAMEL-BACK STRIP RETR RUB TYR		83		49
400690 OTH FORM&ARTIC UNVULCAN RUBBER	143	18764	384	4395
400700 UNVULCA RUBBER THREAD & CORD	33468	187994	21403	152399
400811 PLATE,SHEET ETC CELLU VULC RUB	7921	53776	4912	57569
400819 RODS&OTH FORMS OF CEL.VULC RUB	2269	14104	989	9770
400821 PLAT,SHET N-CELU VULCANI RUBER	15855	166212	31393	207584
400829 RODS&OTH FORM OF N/CEL VUL RUB	4834	34651	6796	31500
400911 TUBE,PIPE OF RUBBER W/O.FITING	49427	259113	33134	227906
400912 TUBE,PIPE OF RUBER WITH FITING	1333	22043	4674	29571
400921 TUBE,PIPE OF RUB W/O.METL.FIT	2070	23725	3253	56537
400922 TUBE,PIPE OF RUB WITH METL.FIT	1673	20524	191	8606
400931 TUBE,PIPE RUB W/O TEX.METL.FIT	6147	51624	10426	88929
400932 TUBE,PIPE RUB W/TEX.METL.FIT		3575	559	47906
400941 TUBE,PIPE RUB W/O OTH.METL.FIT	9427	44896	5988	32632
401700 HARD RUBER IN ALL FORMS/ARTICL	1500	8594	1027	7120
410120 W.HID&SKIN BOV.WT8-10KG.UN.SPL		2540		5523
410150 WHOLE,HIDE/SK BOV ANI F>16 KG	30938	195037	39700	288121
410190 OTH HIDES INCL BUTT,BEND&BELIE	799	1444		
410210 RAW SKINS OF SHEEP/LAMB W/WOOL	114187	977169	180193	1033577
410221 RAW SK SHEP/LAM W-OUT WOOL PKD	24244	182379	36650	148070
410229 OTH RAW SK SHEP/LAM W/OUT WOOL	4634	19976	4149	96287
410390 OTH,HID/SK FRE SALTED,DRIED,LA	50146	284068	73066	367503
410411 HIDE/SKIN FULL GRAIN UNSPLIT	882	8710	992	12433
410419 OTH HIDE,SKIN WET STATE	14860	98472	71135	240487
410441 HIDE,SKIN FULL GRAIN DRY STATE		7078		
410449 OTHER HIDES DRY STATE(CRUST)	563	2321	958	5025
410510 WET BLUE LAMB,SHEEP SKIN	78485	451782	116599	474470
410530 SHEEP/LAMB SKIN NO WOOL CRUST	27	52		579
410621 GOAT/KID SKIN WET BLUE	21152	194338	26972	244784
410622 GOAT/KID SKIN CRUST	5527	40989	13740	46624
410691 OTH WET BLUE SKINS		535	1530	3268
410692 OTH SKINS DRY STATE CRUST				1630
410711 WHOLE HIDE SKIN FULL GRAIN BOV	45	45		3434
410712 WHOLE HIDE/SKIN GRAIN SPLIT BV	1975	4369		11823
410719 OTH WHOLE HIDE/SKIN BOV ANIMAL	14247	405362	79653	514742
410791 OTH HIDE INCL SIDES FULL GRAIN			72	413
410792 OTH HIDE INCL SIDE GRAIN SPLIT		108	517	4554
410799 OTH LEATHER FURTHER PREPARED	14062	103974	23005	124715
411200 PREPARED LEATHER SHEEP/LAMB	2472	18189	1385	17555
411310 LEATHER PREP.AFTER TANN GOAT	13744	96371	4815	38757
411330 REPTILE LEA PREPAR AFTER TANED		337		
411390 OTH LEA FURTHER PREP.AFTR TANE	309	57340	5689	29521
411420 PATENT LAMINATED METALIS LEATH	43	4027		162
411510 COMP. LEATHER WITH BASIS LEATH	6571	24632	14080	59860
411520 PARINGS, OTH WASTE OF LEATHER	799	3874	777	6053
420600 ARTI OF GUT OF BLADER/ TENDONS	35	69		
430219 OTH,FURSKINS,WHOLE,W&W/OUT H&T	1111	30837	520	20669
430220 HEAD,TAILS,PAWS&OTHER CUTTINGS		4		
440110 FUEL WOOD,IN LOGS,BILLETS ETC		40		
440310 WOOD TRET WITH PAINT,STAIN ETC	832	114247	1965	5705

Contd.

## 10.11 Imports by Economic Categories (Detail)

(In Thousand Rupees)

Items	Jan., 2107	From July, 2016	Jan., 2106	From July, 2015	
440320	OTH,CONIFEROUS SPECIES ROUGH	36985	244648	21795	150257
440349	OTH,WOOD,NON-CONF SPECIES ROUG	18367	187067	43413	233806
440391	OTH WOOD OAK LOGS NON-CONFIFER				5386
440399	WOOD OF OTHER NON-CONF SPECIES	249984	1556083	332102	1345072
440410	CONIFEROUS	5572	36342	344	51432
440420	NON-CONIFEROUS		2268		
440799	OTH WOOD NON-CONF.SPECIES	223828	1107821	217348	991664
440810	CONIFEROUS SHEET FOR VENEERING	13025	63854	10492	58745
440831	VENEER/DARK RED MERANTI SHEETS				1521
440839	OTH VENEER SHEET/TROPICAL WOOD	10579	46928	5382	34140
440929	OTHER NON-CONIFEROUS WOOD		1584	13	1431
441011	PARTICLE BOARD OF WOOD	11019	149750	7131	50846
441012	ORIENTED STRAND BOARD UN-WORKED	620	2431	85	4032
441019	OTH P-BOARD OF LIGNEOUS MATERI		749		460
441090	OTH P-BOARD NOT AGGLOM W-RESIN	2593	7623	345	2281
441112	MEDIUM DENSITY BOARD (MDF)	141489	896995	166824	1093930
441113	(MDF)THICKNESS 5MM TO 9MM	25222	186919	32141	250375
441114	(MDF)THICKNESS EXCEEDING - 9MM	179919	1177977	173237	888895
441192	OTH (MDF)DENSITY EXC 0.8 g/cm3	2166	239302	1232	1403
441193	OTH (MDF)DENSITY 0.5-0.8g/cm3	200721	861671	157895	882479
441194	OTH (MDF)DENSITY NOT> 0.5g/cm3	743	5636	852	5226
441210	P-WOOD,VENEER PANELS OF BAMBOO	5	8568		
441231	OTH P-WOOD OF WOOD SHEET -6MM	925	4640		
441232	OT P-W OUTER PLY NON-CONIFE-WD	47368	289663	57657	278208
441239	OTH PW CONSIST OF WD SHEET-6MM	40639	157706	41856	121915
441294	OTH BLOCKBOARD,LAMINATED&BATEN		4998	120	4450
441299	OTH PW CONSIST OF WOOD SHEET	17186	36806	4538	32330
441400	WOODEN FRAMES FOR PAINTINGS	758	4286	607	7043
441510	CASES,BOXES,CRATES,SIM/PACKING	248	1604	2867	7240
441520	BOX PALLETS& OTHER LOAD BOARD	65	749	5298	7289
442190	OTHER,ARTICLES OF WOOD	17361	105043	9546	65739
450110	NATURAL CORK,RAW/SIMPLY PREPAR	542	1560	250	654
450190	WASTE CORK,CRUSHED,GRANULATED	232	2736		2744
450200	NATURAL CORK,BLOCK,PLATE,SHEER		16		
450310	CORKS AND STOPPERS		51		11
450390	OTHER ARTICLE OF NATURAL CORK	1	115		528
450410	BLOCK PLATE SHEET,STRIP CORK	3104	21089	911	15539
460290	OTH BASKET/WICKERWORK/LOOFAH	722	3894	1416	5646
470100	MECHANICAL WOOD PULP		249587	10085	213490
470200	CHEM WOODPULP,DISSOLVING GRADE				40820
470311	CHEM WOODPULP UNBLECHED CONIFE		337116	52666	495895
470319	CHEM WOODPULP UNBLE NON CONIFE	21035	67014	7184	49225
470321	CHEM WOODPULPSEMIBLEACH/BLEACH	361468	2304216	242085	2035293
470329	OTH CHEMWOODPULP BLE/SEMI-BLEH	200517	1437128	204963	1749264
470429	CHE W-PULP,S-BLE/BLE NON-CONIF	17130	114782	68446	154837
470500	SEMI-CHEMICAL WOOD PULP	109155	464343	48225	475854
470610	COTTON LINTERS PULP				
470620	PULP OF FIBRES DERI FROM W-SCR		23665	4469	26544
470630	OTH PULP FROM WASTE OF BAMBOO				9000
470691	PULP OTHER CELL MATERIAL MECH		93		59
470710	UN-BLEACHED KRAFT PAPER	2289	47784	1453	25578
470720	RECOVERED PAPER/PAPER BOARD BL			4805	7247
470730	PAPER/PAPERBOARD MACHINE PULP		6576	3220	9863
470790	WASTE & SCRAP OF OTHER PAPER	188995	1478337	154995	1216750
480100	NEWSPRINT,IN ROLLS OR SHEETS	587544	3133471	476229	3173538
480210	HAND-MADE PAPER & PAPERBOARD	770	1771	201	1457
480220	PAPER/P-BOARD PHOTO-SENSITIVE	7	3643	36	625
480240	WALL PAPER BASE		577		
480254	OTH PAPER & PAPERBOARD<40G/SQM	6739	45014	8727	40382
480255	OTH PAPER&PAPERBOARD>40-G/SQM	288108	1692398	227979	1706665

Contd.

## 10.11 Imports by Economic Categories (Detail)

(In Thousand Rupees)

Items	Jan., 2107	From July, 2016	Jan., 2106	From July, 2015	
480256	OTH PAPER&PAPERBOARD IN SHEETS	2783	27233	8984	43763
480257	OTH PAPER WT 40-150 G/M2	14765	122103	7755	151395
480258	PAPER & BOARD WT>150G/M2	55063	314606	35138	371521
480261	OTH PAPER&PAPERBOARD IN ROLLS	606	2051		2951
480262	OTH PAPER&PAPER BOARD IN SHEET	387030	2638529	376040	2156201
480269	OTH U-C CARBONISING BASE PAPER	22517	143948	707	4974
480300	TOILET FACIAC TISSUE/TOWEL ETC	18669	297826	35894	186067
480411	KRAFTINER UN COATED UN-BLEACH	123032	1149692	115964	977974
480419	OTH KRAFTLINER UNCOAT ROL/SHET	122717	619399	31826	550527
480421	SACK KRAFT PAPER,UNBLEACHED	257591	2799133	328871	2732110
480429	OTH SACK KRAFT PAP UN-COT RISH	226	12312		1098
480431	OTH KRAFT P1BORD WT150G/SQMUNB	73161	378666	14411	236978
480439	OTH UNC K-P/BORD WT150G/SQMUB	48595	181957	4056	97542
480441	OTH KR.P/BORD W>150G<2259-UNBL	577	2397	2902	6205
480442	OTH KRAFT 150-225G BLECH	3647	7321		11325
480449	OTH KRAFT PAPER IN ROCC/SEETS				6
480451	OTH KRAFT PAPER 225G ON BLEACH	2178	17043		5632
480459	OTH KRAFT PAPER IN ROLL 225G	18158	98551	8065	99393
480511	SEMI-CHEMICAL FLOUTING PAPER	28430	331310	62040	245982
480512	STRAW FLUTING PAPER				1077
480519	OTHER FLUTING PAPER	12886	60558	23553	282434
480524	TESTLINER BD WT150G/M2 OR LESS	8355	55927	58	59880
480525	TESTLINER BOARD WT>150 G/M2	13399	81678	12089	65862
480530	WRAPPING PAPER,UNCOAT	10708	65501	20907	161945
480540	FILTER PAPER/PAPERBOARD,UNCOAT	1751	11046	242	17144
480550	FELT PAPER/PAPERBOARD,UNCOATED				13
480591	OTH P&P/ BOARD<150G UNCOATED	49928	243612	25930	217356
480592	OTH P&P/BOARD 150-225G UNCOAT	17589	102845		51389
480593	OTH P & P BOARD<225G UNCOATED	32346	147882	18604	116700
480610	VEGETABLE PARCHMENT PAPER	951	5873	2408	6011
480620	GREASEPROOF PAPERS	192	8809	2113	16146
480630	TRACING PAPERS		19149	1153	16109
480640	CLASSINE/GLAZED TRANSPA PAPER	11980	77096	9311	79300
480700	COMPOSITE P/BOARD STICKING FLA	576	11072	8679	27988
480810	CORRUGATED P&P/BOARD PERFORTEO	4	996		
480840	SACK KRAFT PAPER CREPED/EMBOSD	147	4116	332	2247
480890	OTH PAPER,CREPED/EMBOSSD/PERF	5997	28120	2254	30255
480920	SELF COPY PAPER	27547	316591	24545	240561
480990	OTH COPYING / TRANSFER PAPERS	5474	23639	2391	17021
481013	P&P/BOARD FOR WRITING/PRINTING	91646	789477	115604	1090920
481014	P&P/B IN SHEET 1-SIDE<435/297M	530	6496	3006	13400
481019	OTH PAPER&PAPERBOARD IN SHEET	43956	309816	22051	359137
481022	LIGHT WEIGHT COATED PAPER		140	3823	9525
481029	OTH LIGHT WEIGHT COATED PAPER	247053	1564514	277162	1495058
481031	KRAFT PAPER&BOARD WT 150G/M2		6008	3512	3512
481032	KRAFT PAPER&P/BOARD WT>150G/M2		15927	15	17943
481039	OTH KRAFT PAPER&P/BOARD BLEACH	18	4262	1781	4406
481092	OTH PAPER&P/BOARD MULTI-PLY	1209057	7142580	897718	5851130
481099	OTH PAPER&P/BOARD COATED	25738	234484	34388	151708
481110	P&P/BOARD,TARRED,BITUMINISED	130	2975	25	56
481141	GUMMED ADHESIVE PAPER & BOARD	209693	1151817	133837	1630719
481149	OTH GUMMED/ADHESIVE P&P/BOARD	20752	146610	10265	174391
481151	PAPER&PAPER BOARD PLASTIC COAT	80	2818		
481159	OTH P&P/BOARD PLASIC COAT.	220732	1869554	193586	1411085
481160	P&P/BOARD COATED WAX COVERED.	56800	457643	52923	347735
481190	OTH P&P/B CELLULOSE WADDING	157672	975248	134979	990925
481320	CIGRETTE PAPER IN ROLL WTH SCM	53812	280104	58581	370782
481390	OTH CIGARET PAPER,BOOKLET/TUBE	42954	228833	63509	367514
481420	WALL PAPER COVERD WITH GRANITE	24883	139973	15218	139724
491199	OTHER, PRINTED MATTER	25267	221190	32177	267165

Contd.



## 10.11 Imports by Economic Categories (Detail)

(In Thousand Rupees)

Items	Jan., 2107	From July, 2016	Jan., 2106	From July, 2015
500100 SILK-WORM COCOONS FOR REELING	549	1875	94	524
500200 RAW SILK (NOT THROWN)	19735	183709	9577	127080
500300 SILK WASTE, YARN WASTE&G-STOCK	134	184		1755
500400 SILK YARN,NOT RETAIL SALE	36439	267909	50065	274704
500500 YARN SPUN FROM SILK,WASTE NRS	70253	399479	48014	381356
500790 OTHER SILK FABRICS	349193	1227464	205606	895848
510111 SHON WOOL GREASY	2294	17526	2786	11561
510119 OTHER GREASY FLEECE WSHED WOOL	5	134324	18875	432045
510121 SHORN WOOL, DEGREASED		8333		15194
510129 OTHER DEGREASED WOOL NOT CORBO	7397	21387		
510130 CARBONISED WOOL	7304	95410		49013
510211 FINE ANIMAL HAIR OF KASHMIR		77		
510219 OTH FINE ANIMAL HAIR KASHMIR		245		
510320 OTH WASTE OF WOOL/ANIMAL HAIR	320	514		
510330 WASTE OF COARSE ANIMAL HAIR		11359		
510510 CARDED WOOL		7703		880
510529 OTHER WOOLTOPS&COMBED WOOL	3042	31899	4564	37778
510539 OTH F-ANIMAL HAIR,CARD/COMBED		837	14857	14871
510610 YARN OF CARDED WOOL 85% WT WOL	35929	184798	9600	155792
510620 YARN OF CARDED WOOL<85% W WOL	31616	77461	4470	139463
510710 YARN OF COMBED WOOL-WOOL=>85%	439	42480	2394	18654
510720 YARN OF COMBED WOOL-WEIGHT<85%		389		16023
510810 YARN OF ANIMAL HAIR CARDED.		156		
510910 YARN OF WOOL /ANIMAL HAIR 85%>				935
510990 OTH YARN OF WOOL / ANIMAL HAIR				2135
520100 COTTON, NOT CARDED OR COMBED.	6031111	20844352	10677162	43141617
520210 YARN WASTE(INCL.THREAD WASTE)	2023	19190	1110	9229
520291 GARNETTED STOCK	9128	28311		797
520299 OTHER COTTON WASTE	13822	86879	14878	129194
520300 COTTON, CARDED OR COMBED.	38	1247		67
520411 COTTON SEWING THREAD 85%/MORE		2635		427
520419 OTH COTTON SEWING THREAD 85%>	1565	4279	122	7326
520420 COTTON SEWING THREAD,RETL SALE		1327	2085	5139
520511 SIN.COT.YAR.U.COM.FIB.D-714.29	5343	57139	6899	172729
520512 S-COT.YARN UCF.D-232.56-714.29	73979	301603	54085	415168
520513 S-COT.YARN UCF.D-192.31-232.56	158888	773594	357729	763336
520514 S-C. YARN UCF D-125.00-193.31.	89519	272566		14980
520515 S/C YARN UCF.D< 125.00-193.31.	23425	58082	9468	30568
520521 S/C YARN COM.FIB D-714.29/MORE		55228	24674	27214
520522 S/C YARN LF.DX.232.56-714.29	49219	352607	6255	384457
520523 S/C.YARN LF.DX.192.31-232.56	53547	157392	5016	24268
520524 S/C YARN COM.FIB.125-192.31-DX	404495	1543728	67381	284011
520526 S/C YARN LF. DX. 106.30-125.	72467	125314		18687
520527 S/C YARN COM.FIB.106-36-125-DX	338876	1484967	177683	1109242
520528 S/C YARN COMBED FIB.< 83.33-DX	340906	1405150	171404	1504103
520531 MUL/CAB.C/Y.ULF.>714.29DECITEX	83339	311127	8368	206438
520532 MUL/CAB C/Y ULF.232.56-714.29D	14296	19536	6602	10971
520535 MUL/CAB.C/Y UN.COM.FIB<125.DX.		25436	16134	30741
520542 MUL/CAB.C/Y CF.232.56-714.29DX	3575	16524	12569	42755
520543 MUL/CAB.C/Y CF.129.31-232.56DX		313		
520544 MUL/CAB.C/Y C.FIB-125-192.31DX		328		
520547 MUL/CAB C.Y CF.83.33-106-38 DX		18467		30484
520548 MUL/CAB.C/Y COM.FIB.< 83.33.DX	22202	86741	4051	23939
520611 S/C YARN UN COM. FIB>714.29 DX		64666	16190	50821
520612 S/C YARN UN.COM. FIB.<71429.DX	5081	15181	11276	66775
520613 S/C.YARN UN.COM.FIB.<832.56DX.			357	357
520614 S/C YARN UN.COM.FIB.<192.31DX			143	143
520622 S/C YARN COMBED FIB.<714.29DX				85
520624 S/C YARN COMBED FIB< 192.31DX				9826
520625 S/C YARN COMBED FIB<125 DX				4776

Contd.

## 10.11 Imports by Economic Categories (Detail)

(In Thousand Rupees)

I t e m s		Jan., 2107	From July, 2016	Jan., 2106	From July, 2015
520632	MUL/CAB C/Y UCF<D714.29,232.56				166
520634	MUL/CAB C/Y UCF <192.31,125DX		1346		
520635	MUL/CAB C/Y UN-COM F/B<125DX		5882		7186
520645	MUL/CAB C/Y COM FIB<125DX		2239		
520710	C/Y CON>85 % WT OF COT PER-SAL	96	494		1199
521225	OTH W-FAB COT PRINTED>200G/SQM		439	183	413
530110	FLAX, RAW OR RETTED		993		
530129	OTH, FLAX,HACKLED NOT SPUN	2618	81490	14551	101846
530290	OTH,TRUE,HEMP RAW,PROSS N-SPUN		348		1
530310	JUTE/OTH TEXT BAST FIB RAW/RET	673954	2726725	25735	1869733
530390	OTH, WASTE OF JUTE&TEXTILE FIB				5573
530500	COCONUT,ABACA RAMIE,RAW/PROCE	14314	80344	12598	86351
530610	SINGLE FLAX YARN		34048		22107
530620	MULTIPLE OR CABLED YARN	1030	1981		
530710	SINGLE,YARN OF JUTE OR OTH FIB	27030	91315	41633	98426
530720	MULTIPLE OR CABLED YARN(RAMIE)	12808	32019	8672	9741
530810	COIR YARN	2699	30239	3982	28016
531100	WOV FAB OF OTH VEG TEX FIB		1478	273	1632
540110	SEWING THREAD SYTHA FILAMENT	21314	157032	50713	268196
540120	SEWING THREAD ARTIFICIAL FILAM	120213	1021571	138314	1754492
540211	HIGH TENANCITY YARN OF ARAMIDS	78	1999	20090	24571
540219	OTH HIGH TENANCITY NYLON YARN	4964	15838	15	2501
540220	HIGH TEN YARN OF POLYESTERS	2091	32850	14865	83602
540231	FILAMENTS YARN NYLON POLY 50	109730	604243	148018	715468
540232	FILAMENTS YARN NYLON/OTH POLY	14026	172612	10593	81537
540233	FILAMENTS YARN OF POLYESTERS	2206533	11903362	1483131	11012595
540234	TEXTURED YARN OF POLYPROPYLENE	45103	233763	12009	167643
540239	OTH, SYNTHETIC FILAMENTS YARN	24657	135574	42279	186265
540244	OTH YARN SINGLE UN-TWIST/TWIST	399503	2643261	459825	3026682
540245	ELASTOMERIC YARN OF NYLON	37051	272151	45873	365760
540246	ELASTOMERIC YAR,POLY-PARTIALLY		14152	8383	37486
540247	ELASTOMERIC YARN OF POLYESTERS	828178	4123612	546816	3579151
540248	O-ELASTOMERIC OF SPANDEX/LYCRA	3496	45864	11854	65967
540249	OTH,YARN,SINGLE,50 TURNS/MTR	22735	84593		54216
540251	OTH S/Y TWIST>50/M NYLON,POLYA		18669	4577	8330
540252	OTH S/Y TWS>50/M OF POLYESTER	60368	441032	44523	244289
540259	OTH S/Y TWS>50M OF OTH POLYEST		21	40	634
540261	OTH Y-MULTIPLE/CAB NYLON/POLYM	502	4943	1025	13981
540262	OTH Y-MULTI/CAB OF POLYESTER	82699	650808	61086	508853
540269	OTH Y-MULTI/CAB NOT RETAIL SAL	5385	33599	12500	105135
540331	OTH Y/S UN-TWST VISCOSE RAYON	1145277	7692093	886240	6103092
540332	OTH Y/S VIS RAY >120TURNS/MTRS	319892	2679545	378245	2972678
540333	OTH YARN,SINGLE CELLULOSE ACET	6607	53666	13622	35665
540339	OTH ARTIF FILAMENT YARN SINGL	180139	896466	119318	673601
540341	OTHER YARN OF VISCOSE RAYON	3694	15088		12616
540349	OTH ARTI FILAMENT YRN VIS RAYO	2	2		225
540411	ELASTOMERIC SYN-MONOFILAMENT	2590	4707	3047	5734
540412	OTH MONOFILAMENT OF POLYPROPYL	2905	8280		24730
540419	OTH SYN MONOFILAMENT OF 67-DEX	25122	127458	23165	145592
540490	OTH SYNTH YARN & SYNTH TEX MAT	12657	83533	170	97755
540500	ARTIFICIAL MONOFILAMENT67D/MORE		5993		
540834	OTH WOVS FAB ART.FIL YARN PRINT	23980	25375	3003	3003
550110	SYN FIL TOW NYLON/O0POLYAMIDES				50
550120	SYN FILAMENT TOW OF POLYESTERS	10008	32588	2000	14443
550130	ACRYLIC OR MODACRYLIC	170902	1227536	324831	1969920
550190	SYNTHETIC FILAMENT TOW,N.S.				2065
550200	ARTIFICIAL FILAMENT TOW	458609	1748649	486614	2709581
550311	SYN STAPL FIB OF NY OF ARAMIDS	85145	335929	8853	43700
550319	OTH SYN STSPL FIB NOT CARD/COM	11993	68822	572	19367
550320	SYN STA FIB POLYESTER N-CRD/CD	817954	4959559	732179	6683604

Contd.

## 10.11 Imports by Economic Categories (Detail)

(In Thousand Rupees)

Items	Jan., 2107	From July, 2016	Jan., 2106	From July, 2015
550330 SYN STA FIB ACRYLIC N-CRD/COMD	45456	720239	206045	3512795
550340 SYN STAFIB POLYPROPYLENE N-C/C	9610	28376	893	7121
550390 SYN STAPLE FIB NOT CARDED/COMB	11980	76016	11368	83742
550410 ART-STA FIB VIS RAYON N-CRD/CO	1717224	13819460	1238411	11655035
550490 OTH ART STAPLE FIB NOT CARDED	514041	2919685	543977	3838157
550510 WASTE SYNTHETIC FIBRES	2219	6118		689
550520 WASTE ARTIFICIAL FIBRES		2167		491
550610 SYN STA FIB CRD,COM SPIN NYLON	492	5244		5661
550620 SYN STA FIB CRD,COM SPN POLYES	42406	199309	37863	143340
550630 ACRYLIC FIBRES CARDED/COMBED	85518	89003		6646
550690 SYNTHETI FIB CARDED/COMBED NS	486	608		3932
550700 ARTIFI STAPLE FIB CARDED/COM		1007		1037
550810 SEWING THREAD SYN STAPLE FIBRE	1	23654	4110	12700
550820 SEWING THREAD ART STAPLE FIBRE	11	11		
550911 S/Y STA FIB 86% WT NYLON		63235	320	87634
550912 MULTI CAB YRN SYN FIB NYL 85%W	96	14589		5655
550921 S/Y SYN STA FIB 85% WT POLYSTR	384152	1849498	236289	2332456
550922 MULTI STA FIB 85% W POLYESTER	174034	946487	134968	911681
550931 SINGLE YARN85% OR MORE ACRYLIC	108	73498		80615
550932 MUL/CAB YARN 85% ACRYLIC FIB	34314	249948	173636	699857
550941 SINGLE YARN 85% WT SYN STA FIB	3056	106977		94095
550942 MUL/CAB YARN SYN STA FIB 85%WT		390		2357
550951 O/YRN POLYES STA FIB MIX ARTIF	362978	1949357	186835	1807797
550952 O/YRN MX WITH WOOL/FINE A-HAIR				619
550953 OTH YRN OF POLYESTER MIX COTTN	17061	54100	4517	35611
550959 OTH YRN OF POLY STAPLE FIBRE	17116	260426	33530	258364
550961 O/YRN OF ACRYLIC S-FIB MX WOOL		33605		2342
550962 OTH YARN ACRYLIC MIX COTTON			85	137
550969 YARN ACRYLIC FIB NOT FOR R-SAL	3697	130829	64226	352982
550991 O/YRN OF SYN S.FIB MIX WOL/HAI	4422	4422		
550992 O/YRN SYN STA FIB MIX COT-NRS	8398	8398		
550999 OTH YARN SYN FIB NOT FOR R-SAL	498	1902		14855
551011 S/YRN ART STA FIB>85% STAPLE-F	34631	512222	30600	639106
551012 MUL/CAB YARN ART STA FIB>85%W		169		8803
551030 O/YRN ART STA FIB MIX COT-NRS				6410
551090 O/YRN ATT STA FIB<85%ART ATA-F	6362	87779		11465
551120 YARN<85% BY WT SYN STAP FIBRE	130771	280719		
560290 OTH FELTS,NOT IMPREGNATE,COAT	26850	145755	9116	111105
560311 N-WOVNS, M-MADE FILA>25G/SQM	174198	916140	138452	651977
560312 N-WOV,M-MAD FIL>25G/SQM>70GSQM	98962	720801	75783	589949
560313 N-WOVNS,M-MAD FIL>70G/SQM>150G	84505	296282	55537	286387
560314 N-WOV,M-MAD FLAME WT>150G/SQM	26612	158063	39947	283259
560391 OTH NONWOVENS, WT>25 G/SQM	4232	13716	201	2084
560392 OTH N-WOV,WT>25G/SQM>70 G/SQM	7959	38989	15547	69969
560393 OTH,NON WOVEN>70G/SQM>150G/SQM	1781	21555	2243	24667
560394 OTH,N-WOVEN WEIGHING>150G/SQM	377241	1864909	266365	1393380
560410 RUBBER THREA AND CORD,TEX COVE	311	4498	2407	13281
560490 OTHER,TEXTILE COVERED MATERIAL	5783	49171	5337	66270
581099 OTH TEXTILE MATERIAL.		805	190	6987
581100 QUILTED TEXTILE PRODUCT PIECE.	7398	59159	6984	40072
590110 TEX FAB.GUM COATED/AMYLAC,SUBS	6697	20870	278	4869
590290 OTH,TYRE CORD FAB YARN VIS-RYN		1600	2086	3122
590310 TEX.FAB.IMP,COV/LMTD PICAL.	347043	1485629	225442	1043916
590320 TEX.FAB IMP,COATED,POLYURETHAN	224657	1137556	199368	1051065
590490 OTH FLOOR COVERINGS, LINOLEUM	78	86		364
590610 ADHESIVE TAPE < 20 CM	11567	31968	2734	25727
590691 RUBBERISED TEX FAB,KNIT/CROCH		2546	1377	1685
590699 OTHER,RUBBERISED TEX FAB,N.S	18007	65391	10633	64150
590700 TEXTILE FABRICS O/W IMPG/COATD	33755	228750	48851	310415
630800 SETS OF WOVEN FABRICS AND YARN		138	28	244

Contd.

## 10.11 Imports by Economic Categories (Detail)

(In Thousand Rupees)

Items	Jan., 2107	From July, 2016	Jan., 2106	From July, 2015
630900 WORN CLOTHING&OTH WORN ARTICLE	1236526	9230130	1504703	9611443
631010 USED&NEW RAGS,SCRAP,TWINE,ETC	552	561	78	214
640590 OTHER FOOTWEAR	23848	176587	17787	415555
640610 OTH PARTS OF FOOTWEAR N.S.	6091	92161	6531	78364
640620 OUTER SOLE/HEEL OF RUB/PLASTIC	11214	94219	25478	113187
640690 PARTS OF FOOTWEAR/OTH MATERIAL	1911	17962	1241	23401
650100 HAT-FORM/BODY,HOODS OF FELT	72	141		21
700800 MUL-WALLED INSULATE UNIT GLASS	1768	78559	2348	36804
700910 REAR VIEW MIRRORS FOR VEHICLES	6697	54565	6548	49603
700991 UNFRAMED GLASS MIRRORS	62111	373504	60381	397271
701399 O-GLASSWARE INDOOR DECORATION	237474	1244763	222449	1244448
701890 OTH GLASS ART O/T IMI-JEWELERY	5595	34022	6624	66956
701911 SILVER/ROVINGYARN C/STAND=50MM	341	1121	572	2461
701912 ROVINGS	15270	69525	10433	69922
702000 OTH ARTICLES OF GLASS	28872	107217	6242	52320
710110 NATURAL PEARLS		2		
710122 CULTURED PEARLS WORKED				39
710310 UN-WORKED/SIMPLY SAWN PRE-STON		1286	2935	13591
710399 OTH SEMI/PRE STONES WORKED N.S		423	21	647
710420 OTH UN-WORKED SAWN,SYN PRE STO				47
710590 OTH DUST/POWDER NAT SYN PRE ST		57		
710691 SILVER UNWROUGHT	35027	104492	220216	493972
710692 SEMI-MANUFACTURED SILVER	11323	49631	6939	34998
711019 OTH PLATINUM OTH SEM MFG FORM		1284		173
730890 OTH STRUCTURE OF IRON OR STEEL	518691	8168955	1131759	5130132
730900 RESERVATORS,TANKS,VATS SIMICONT	77781	306906	3089	80093
731010 TANKS,CASKS,DRUMS,CANS,BOX>50	804	37466	5592	12211
731021 CAN,CLOSED BY SOLD/CIMP CAP<50	6189	63022	1204	81890
731029 OTH TANK,CASK,DRUM,BOX CAP<50	132363	539072	26473	200372
761090 ALUM STRUCTURE & PARTS N.E.S.	96833	391400	47691	220858
761100 ALUM RESERVOIRS,TANKS VATS ETC		45		
761210 COLLAPSIBLE TUBULAR CONTA ALUM	4119	21041	257	16999
761290 OTH CASKS,DRUM,CAN,BOXES ALUMI	98191	1138215	133767	1156829
890800 VESSELS&F-STRU FOR BREAKING UP	7753640	18186451	2021477	13660394
900110 OPTICAL FIB,OPTI FIB BUNDLES	24167	264117	55324	322226
900120 SHEET,PLATE OF POLARISING MATE				73
900130 CONTACT LENSES.	1834	12337	2735	10545
900140 SPECTACLE LENSES OF GLASS.	3885	23810	3788	27064
900150 SPECTACLE LENSES OTH MATERIAL	1640	13047	1299	15114
900190 OTH LENSES, PRISMS, MIRRORS	230	1596	142	11384
900211 OBJECTIVE LENSE CAMRA/PROJECTOR	1010	9580	756	3759
900219 OTHER OBJECTIVE LENSES.	1086	5957	448	13079
900220 FILTERS FOR OBJECTIVE LENSES		253	625	920
900290 OTH,MOUNTED OPTICAL ELEMENTS	209	14553	1173	10444
900311 FRAMS,MOUNTINGS OF PLASTICS		1432	401	6667
900319 FRAM,MOUNTING OF OTH MATERIAL	12205	61742	14212	63287
900390 PART FOR FRAMES&MOUNT SPECATLE		803	13	143
900410 SPECTACLES,GOGGLES SUNGLASSES	40894	214032	24688	173916
900590 PARTS/ACCESSORIE OF BINOCULARS	239	1482		81
900610 CAMERA FOR PREPARE PRINT PLATE				224
900630 CAMERA USED IN UNDERWATE SURVY		2025		
900651 CAMERA(SLR) FOR FILM WD!>35MM			86	86
900659 OTH CAMERA PHOTOGRAPHIC	74	522	160	650
900661 DISCHARGE LAM FLASHLIGHT APPAR	4	8	97	987
900669 OTH PH-GRAPHIC FLASHLIGHT APPA	350	2130	192	627
900691 PARTS,ACCE PHOTOGRAPHIC CAMERA	2598	6033	348	5889
<b>B. CAPITAL GOODS TOTAL</b>	<b>37134217</b>	<b>243238664</b>	<b>33927112</b>	<b>* 235660613</b>

Contd.

## 10.11 Imports by Economic Categories (Detail)

(In Thousand Rupees)

Items	Jan., 2107	From July, 2016	Jan., 2106	From July, 2015
250100 SALT/PURE SODIUM CHLORIDE	6783	40273	5825	28200
250200 UNROASTED IRON PYRITES	1182	1725		
250300 SULPHUR OF ALL KINDS	78707	428003	58907	498870
250410 NATURAL GRAPHITE OF ALL KINDS	9688	70296	12255	51377
250490 OTHER,NATURAL GRAPHITE		92		234
250510 SILICA SANDS AND QUARTZ SANDS	3723	9407	4889	11501
250590 OTHER NATURAL SANDS	166	6854	552	5185
250610 QUARTZ (O/T NATURAL SANDS)	480	2685		2494
250620 QUARTZITE ROUGHLY TRIMMED		254		
250700 KAOLIN & OTH KAOLIN CLAYS	59485	397867	52153	408611
250810 BENTONITE	13701	67850	8401	49269
250830 FIRE-CLAY	536	4308	11	4912
250840 OTHER CLAYS	8059	108286	13611	52439
250860 MULLITE			153	153
250870 CHAMOTTE OR DINAS EARTHS	744	744		
250900 CHALK	7422	67424	3331	71048
251110 NATURAL BARIUM SULPHATE	3750	73366	4073	39459
251200 SILICEOUS FOSSIL MEALS	1345	11361	1660	7248
251310 PUMIC STONE W/NOT HEAT TREATED	7244	72359	4218	57765
251320 EMERY,NATURAL CORUNDUM,GARNET	7034	32062	3166	24021
251400 SLATE,WHET/NOT ROUGHLY TRIMED	18	821	367	367
251511 MARBLE/TRAVERTINE,CRUDE ROUGH	827	6406	16623	207119
251512 MARBLE,TRAVERTINE,MERELY CUT	230	10978	1639	4617
251611 GRANITE,CRUDE/ROUGHLY TRIMMED	9816	41305	3465	18571
251612 GRANITE,MERELY CUT,BY SAWING	2746	12556	2006	2006
251620 SANDSTONE,CRUDE/ROUGHLY TRIMED	999	6450	989	1967
251710 PEBBLES,GRAVEL/CRUSH STONE ETC		1406		56
251741 GRANULES,CHIP & POWDER,MARBLE	308	5714	6904	10737
251749 OTH GRANULE,CHIPPING & POWDER	705	9568	1227	8248
251810 DOLOMITE, NOT CALCINED	825	825		1073
251830 DOLOMITE RAMMING MAX		4314		2673
251910 NAT.MAG.CARBONATE (MAGNESITE)		537		1153
251990 OTH FUSED MAGNESIA,DEAD BURNED	10538	88401	14941	64632
252010 GYPSUM; ANHYDRITE	2366	23176	7288	34792
252020 PLASTERS OF CALCINED GYPSUM	2783	6826	58	3501
252100 LIMESTONE FLUX;LIMESTON CEMENT	3	83	374	2506
252210 QUICKLIME	502	1405	526	972
252220 SLAKED LIME	589	3846		4188
252230 HYDRAULIC LIME				269
252310 CEMENT CLINKERS	79070	362233	12276	106332
252329 OTHER PORTLAND CEMENT	15738	296105	34685	383359
252330 ALUMINOUS CEMENT(CEMENT FONDU)	2051	12948		2636
252390 OTHER HYDRAULIC CEMENTS	33329	165136	34207	231553
252490 OTHER ASBESTOS	40160	172093	2936	74410
252520 MICA POWDER		3526	2643	6457
252610 NATURAL STEATITE,NOT CRUSHED	428190	1912604	83489	117670
252620 NATURAL STEATITE,CRUSH/POWDER	3206	15976	4253	29565
252800 NATURAL BORATES & CONCENTRATES	11	11		123
252910 FELDSPAR	1534	6263	1717	3445
252921 FLUORSPAR<97% CALCIUM FLORIDE	315	315		148
252922 FLUORSPAR>97% CALCIUM FLORIDE	5125	15422	1613	2850
252930 LEUCITE;NEPHELINE,NEPH SYENITE		3738	450	4553
253010 VERMICULITE,PERLITE CHLORITES	64	2435		5981
253090 OTHER,MINERAL SUBSTANCES	35123	211185	44947	251871
260111 IRON ORES,CONCEN,NON-AGGLOMERT				142300
260400 NICKLE ORES AND CONCENTRATES			129	129
260600 ALUMINIUM ORES/CONCENTRATES		36		
260700 LEAD ORES AND CONCENTRATES	1323	9050	1960	7489
260800 ZINC ORES AND CONCENTRATES				3662
261000 CHROMIUM ORES AND CONCENTRATES	972	3301		8901

Contd.

## 10.11 Imports by Economic Categories (Detail)

(In Thousand Rupees)

Items	Jan., 2107	From July, 2016	Jan., 2106	From July, 2015
261100 TUNGSTEN ORES AND CONCENTRATES	247	247		
261390 MOLYBDENUM ORES/CONC O/T ROAST				64
261400 TITANIUM ORES & CONCENTRATES		18245	437	18777
261590 OTH NIOBIUM,TANTALUM,VANAD ORE				288
261800 GRANULATED SLAG M/G IRON,STEEL	80049	268478	105583	510797
261900 SLAG,DROSS OTH WASTE,IRN/STL		1157	13626	54501
262011 HARD ZINC SPELT MAINLY OF ZINC	7050	17006	4822	8218
262019 OTH,ASH&RESIDUE C/MAINLY ZINC		563	827	4626
262040 ASH&RESIDUE MAINLY OF ALUMNIUM		813		741
262091 ASH&RESIDUE CONTAIN ANTIMONY				228
262099 OTH ASH&RESIDUE CANTAIN METAL				884
262190 OTH SLAG &ASH,RESIDUES M-WAST	4456	8158	156	7029
270111 ANTHRACITE NOT AGGLOMERATED	1848	2761	582	8681
270112 BITUMINOUS COAL,NOT AGGLOMERAT	4610643	26493921		
270119 OTHER COAL,NOT AGGLOMERATED	345580	8749044	3232850	26090872
270120 BRIQUETTES SIMILAR SOLID FUEL		7566		64
270210 LIGNITE NOT AGGLOMERATED			953	2904
270300 PEAT INCLPEAT LITTER		14231		10055
270400 COKE/SEMI OF COAL,RETORT CARBN	285442	1794951	184407	1319523
270500 COAL GAS,WATER GAS,SIMILAR GAS			16	487
270600 TAR FROM COAL/LIGNITE/PEAT ETC		19		8383
270720 TOLUOLE (TOLUENE)				6100
270730 XYLOLE (XYLENES)	128380	889616	105287	797689
270740 NAPHTHALENE				
270750 OTH STOCK FOR CARBON BLACK	29553	106409	107457	165573
270791 CREOSOTE OILS		945	1152	2391
270799 OTH OIL /PROD DISTLION COALTAR	22044	302698	70960	384220
271019 KEROSENE,INCL KER.TY. JET FUEL	1287738	9655013	1206268	10987305
271129 OTH GAS HYDROCARBON GAS STATE	1880	5751		5606
271210 PETROLEUM JELLY	19539	178825	22939	365597
271220 PARAFIN/WAX,CONT WT<0.75%OIL	16634	142394	34698	236247
271390 OTH RESIDUE PETROLEUM BITUMEN		3451		3575
271500 BITUMEN MIXTURES,NATURAL	2455	20086	1085	26948
271600 ELECTRICAL ENERGY		6593064	319421	2038340
280110 CHLORINE	44	55		
280120 IODINE	42796	146499	15147	93575
280200 SULPHUR,SUB/PRE COLLI.SULPHER		525		714
280300 CARBON(INCL CARBON BLACK)NES	102696	1255268	148700	1075718
280410 HYDROGEN.	674	1916	122	1686
280421 ARGON	12380	64125	4982	33756
280429 OTHER, RARE GASES.	15878	73151	7514	70442
280430 NITROGEN	30	1150	225	4395
280440 OXYGEN	48	208	319	1742
280461 SILICON CON & 99.99% BY WEIGHT				9171
280469 OTHER SILICON	15307	36491	1700	32193
280470 PHOSPHORUS	12878	39503	4638	38627
280480 ARSENIC		7013		8554
280490 SELENIUM	2424	40888	2928	43797
280511 SODIUM		213		
280512 CALCIUM		746		8494
280519 OTHER ALKALI METALS	3064	21156	8070	43501
280530 RARE-EARTH METAL NS		2		
280540 MERCURY	1	9273	1175	5808
280610 HYDROGEN CHLORIDE (HCL ACID)		1150	21	9355
280620 CHLOROSULPHURIC ACID		12		
280700 SULPHURIC ACID; OLEUM		12512	21	1858
280800 NITRIC ACID;SULPHONITRIC ACIDS	10216	60218	7337	73495
280910 DIPHOSPHORUS PENTAOXIDE		10361	3239	7834
280920 PHOSPHORIC/POLPHOSPHORIC ACIDS	480553	13090230	1043163	18198613
281000 OXIDES OF BORON;BORIC ACIDS	15932	140747	18682	171400

Contd.

## 10.11 Imports by Economic Categories (Detail)

(In Thousand Rupees)

Items	Jan., 2107	From July, 2016	Jan., 2106	From July, 2015
281111		8572		6176
281119	1415	63579	3316	61624
281121	364	74893	98	787
281122	49360	432284	62723	444225
281129	748	14622	3716	15048
281210	31	49	14	77
281290	5	11360	14413	15859
281310	30	72		4
281390		2638	2643	8375
281410		2221	413	1487
281420	2070	14845	3200	23462
281511	1608	81369	2592	68710
281512	148	2528	117	1974
281520	41309	199294	16951	105687
281530		4515	134	137
281610	3607	24882	3953	34019
281640	12	2123	4939	5617
281700	41608	163281	27204	152033
281810	3485	29090	3502	22583
281820	26967	158105	22010	115386
281830	22434	263296	26546	282391
281910	25826	118443	416	51921
281990	1538	8074		4936
282010		10682	4014	15003
282090		25906	2634	5138
282110	61826	382350	70871	358701
282120		47		886
282200	6147	49290	10723	59770
282300	21149	146683	8488	149659
282410		11557	4546	22617
282490		94		7981
282510	8161	52020	3076	47102
282520		12704	5538	9504
282530	1037	1792		206
282540		2374		364
282560				151
282570		33		27
282580		29259		33348
282590	249	11850	1749	6203
282619	5917	15731	4647	15432
282630		27		26
282690	152	4841		6852
282710	10797	42271	10077	54278
282720	3319	51265		61566
282731	1737	19763	3775	22471
282732	4188	6838		3736
282735	3259	21252	3411	16774
282739	5371	52966	2308	85361
282741	46	119		79
282749	994	1150	698	1056
282751		5634		6323
282759		114168	2127	59399
282760	1036	13433	20	15273
282810		85		
282890	14152	46753	12904	41378
282911	3508	8611	3587	16174
282919	31966	227487	46844	309398
282990	291	4059	10	29828
283010	28802	499210	158666	642354
283090	45	760	70	92

Contd.

## 10.11 Imports by Economic Categories (Detail)

(In Thousand Rupees)

Items	Jan., 2107	From July, 2016	Jan., 2106	From July, 2015
283110 SODIUM DITHIONITE,SULPHOXYLATE	116683	523706	116990	653932
283190 OTH DITHIONITE & SULPHOXYLATE	43709	393489	27614	328912
283210 SODIUM SULPHITES(NEUTRAL)	24132	167667	27706	195710
283220 OTHER SULPHITES	56	7402	3282	6922
283230 THIOSULPHATES	1864	5619	690	5254
283311 DISODIUM SULPHATE	114045	837865	117845	796023
283319 OTHER SODIUM SULPHATES	3869	29786	3207	12423
283321 MAGNESIUM SULPHATE(EPSOM SLATE	2473	18499	1834	18853
283322 SULPHATES OF ALUMUNIU	10578	43876	7523	48471
283324 SULPHATES OF NICKLE	2920	53067	10426	48624
283325 SULPHATES OF COPPER	32009	94159	4914	81308
283327 SULPHATES OF BARIUM	6929	42609	3091	38561
283329 OTHER SULPHATES	51899	464207	48212	592953
283330 ALUMS	253	579	291	1475
283340 PEROXOSULPHATES(PERSULPHATES)	9350	41885	10425	33515
283410 NITRITES	13491	80866	19263	56297
283421 NITRATES OF POTASSIUM	1100	24708	33575	83796
283429 OTHER, NITRATES	10834	35213	15483	68249
283510 PHOSPHINATES & PHOSPHONATES	763	6693	67	3798
283522 PHOSPHATES OF MONO-OR DISODIUM	34673	193620	41464	114850
283524 PHOSPHATES OF POTASSIUM	4018	23719	6352	13220
283525 CALCIUM HYDROGEN-ORTHOPHOSPHAT	127019	764873	164806	574099
283526 OTH CALCIUM PHOSPHATE (PURE)	42155	277857	32632	145057
283529 OTHER, PHOSPHATES	3327	15153	2241	19557
283531 SODIUM TRIPHOSPHATE	55156	408318	65092	478892
283539 OTHER, POLYPHOSPHATES	47294	227894	37140	198826
283620 DISODIUM CARBONATE NATURAL	35190	812204	86704	545024
283630 SODIUM HYDROGEN CARBONATE	13426	110868	23024	135204
283640 POTASSIUM CARBONATE	11302	80230	2880	64195
283650 CALCIUM CARBONATE	12834	101323	9686	101218
283660 BARIUM CARBONATE	3181	109383	5896	149908
283691 LITHIUM CARBONATE		4615		558
283692 STRONTIUM CARBONATE		17		
283699 OTHER, CARBONATES	71415	354433	94745	343348
283711 CYANIDES OF SODIUM	16971	50930	7644	46307
283719 OTH CYANIDE/OXIDES	1967	2853	1142	3808
283720 COMPLEX CYANIDES	27	2099	102	1083
283911 SODIUM METASILICATES	6891	23841	1760	17450
283919 OTHER, SILICATES	3537	16351	694	8675
283990 OTHER, METAL SILICATE	4532	16411	27	22179
284011 SODIUM TETRABORATE ANHYDROUS		14		30
284019 OTH DISODIUM TETRABORAT(REFINE	16497	144711	11126	177817
284020 OTHER, BORATES	235	19013		13619
284030 PEROXOBORATES (PERBORATES)		829		627
284130 SODIUM DICHROMATE	12620	127058	15861	197420
284150 OTH CHROMATE DI/PER CHROMATES		43696	5457	10378
284161 POTASSIUM PERMAGANATE		20517		33604
284169 OTH MAGANITE MAGANATE/PERMAGAN			69	69
284170 MOLYBDATES		2492	18	2178
284180 TUNGSTATES (WOLFRAMATES)		483		23
284190 OTH,SALT OXOMETALIC/PEROX ACID	3255	4824	1289	8436
284210 DOUBLE OR COMPLEX SILICATES.	25056	140547	11296	122549
284290 OTHER SALTS OF INORGANIC ACIDS	8117	37151	32	101882
284310 COLLOIDAL PRECIOUS METALS		34		
284321 SILVER NITRATE.		1632	97	3627
284329 OTHER,SILVER COMPOUNDS	2843	11554	1682	5558
284330 GOLD COMPOUNDS.	54	105		
284390 OTHER COMPOUNDS,AMALGAMS	3927	7876	637	1842
284410 NATURAL URANIUM,ITS COMP ALLOY	1358	1358	670	771
284430 URANIUM DEPLET THORIUM IT COMP				66

Contd.



## 10.11 Imports by Economic Categories (Detail)

(In Thousand Rupees)

Items	Jan., 2107	From July, 2016	Jan., 2106	From July, 2015	
284440	RADIOACTIVE EL/ISOTOP COMP ALY	13474	127104	50945	139285
284590	OTH ISOTOPES & THEIR COMPOUNDS	46	1092		749
284610	CERIUM COMPOUNDS.	2817	6002	5759	10121
284690	OTH RARE EARTH METAL COMPOUNDS	69	4220		6136
284700	HYDROGEN PEROXIDE SO-WITH UREA	86394	422039	21482	121079
284800	PHOSPHIDES,CHEMICALLY DEFINED		2013		
284910	CALCIUM CARBIDES	65120	370498	43807	267406
284920	SILICON CARBIDE	255	20084	1848	19013
284990	OTHER CARBIDE				109
285000	HYDRIDE,NITRIDE,AZIDE,BRMD ETC	351	3556	18	11815
285210	INORG/ORGANIC COMP OF MERCURY	11490	43399	5933	30137
285290	OTH INORG/ORGANIC COMP-MERCURY	469	14958	3652	3686
285300	OTH INORGANIC COPM AMALGAMS	209	7426	140	2176
290899	OTH SULPHONATED DER OF PHENOLS	12694	71463	14169	67001
290911	DIETHYL ETHER		190		
290919	OTHER, ACYCLIC ETHER	10638	22679		14258
290920	CYCLANIC,CYC ETHER HALOGEN DER	1850	8482		2693
290930	AROMATIC ETHER HALOGEN SULPH'T	21227	82759	12411	69402
290941	2,2-OXYDIETHANOL(DIETHYL GLYCL	79369	661160	43088	480325
290943	MONOBUTYL ETHER,ETHYLEN GLYCOL	14986	82272	14202	90038
290944	MONOALKYL ETHER,ETHYLEN,GLYCOL	62404	267571	13920	295340
290949	OTH,ETHERS THEIR DERIVATIVES	26825	186296	40743	193416
290950	ETHER-PHENOLS,ETHERALCH PHENOL	5612	33860	6458	21386
290960	ALCH PEROXID,ETH PEROXID,KETON	27882	171816	23389	157992
291010	OXIRANE (ETHYLENE OXIDE)	1213	6714		6951
291020	METHYLOXIRANE(PROPYLENE OXIDE)	3	3		
291030	1-CHLORO-2,3-EPOXYPROPANE	11250	35931	9681	42034
291090	OTH,EPOXIDE,EPOXYALCH,EPOXYPHL	2212	5735		6281
291100	ACETAL HEM/ACETAL,OXYFUNC HEL	139	3448	140	1099
291211	METHANE WITHOUT OTH OXYGN FUNC		11664	5121	8162
291212	ETHANE WITHOUT OTH OXYGEN FUNC		228		
291219	OTH,ACYCLIC ALDEHYD W/O OTHOXY	3356	65008	14763	83999
291221	BENZALDEHYDE W/O OTH OXY FUNC		998	4011	4011
291229	OTH CYCLIC ALDEHYD W/O OXY FUN	11190	23392	2950	13664
291241	VANILLIN(4-HYDROXY-3-METHOXYBZ	10226	87083	4594	76059
291242	ETHYLVANILIN(3-ETHOXY-4HYDROXY	1240	10803	2847	13284
291249	OTH ALDEHYDE-ETHER/PHENOL/OXYG	305	3486	1453	3456
291260	PARAFORMALDEHYDE	4125	29039	3060	33756
291300	HALOGEN,SULPHONAT,NITRAT DERV	12	90		4
291411	ACETONE	10677	48429		40448
291412	BUTANONE(METHYL ETHYL KETONE)	5306	162218	537	246445
291413	4-METHYLPENTAN-2-ONE	2576	7127	352	18421
291419	OTH,ACYCLIC KETONE W-OUT OXY-F	378	1805		895
291422	CYCLOHEXANONE,METHYLCYCLOHEXON	79674	127366	23598	86339
291423	IONONES AND METHYLIONONES	31	4396	588	1342
291429	OTH,CYCLANIC ETC W/O OTHOXYGN	2730	19654	1621	13050
291439	OTH,AROMATIC KETONE W/O OXYGEN	1362	6435	278	2722
291440	KETONE-ALCOHOL KETONE-ALDEHYDE	15604	41620	3126	47307
291450	KETONE-PHENOL/KETONE W/O OXYGN	811	11229	611	15881
291469	OTHER QUINONES	11431	49443	9909	36707
291470	HALGENATDED,SULPHONATED,DERIVA	8105	9780		809
291899	OTH INDREDIENTS FOR PESTICIDES	42218	297299	49402	322430
291910	TRIS(2,3-DIBROMOPROPLY)PHOSPHA		307		
291990	OTH PHOSPHORIC ESTER/SALT/DERI	5149	45506	1602	35834
292019	OTH THIOPHOSPHORICESTERS, DERI		73		268
292090	OTH ESTER OTH INORGANIC ACID	48188	104632	31727	85837
292111	METHYLAMINE,DI/TRI & ITS SALT	1879	19647	7165	57277
292119	OTH ACYCLIC MONOAMIN/DERV/SALT	11551	50857	12281	31564
292121	ETHYLENEDIAMINE AND ITS SALTS	17895	80623	5292	53979
292122	HEXAMETHYLENEDIAMINE/ITS SALTS	5	4588		3330

Contd.

## 10.11 Imports by Economic Categories (Detail)

(In Thousand Rupees)

Items	Jan., 2107	From July, 2016	Jan., 2106	From July, 2015	
292129	OTH ACYCLIC POLYAMIN/DERV/SALT	8401	41886	3759	22461
292130	CY-CLANIC,LENIC LOTERPENI/SALT	4909	51646	9794	39773
292141	ANILINE AND ITS SALTS	229	7643	154	8551
292142	ANILINE DERIVATIVES/ITS SALT	61774	203628	24589	179623
292143	TOLUIDINE/ITS DERIVATIV/SALT	6845	33435	257	23278
292144	DIPHENYLAMINE/ITS DERIV/SALT		471	4	539
292145	1,2-NAPHTHYAMINE/ITS DERIVATE	1901	22271	4891	36735
292149	OTH,AROMATIC MONOAMIN DER/SALT	69195	619583	73629	416634
292151	O,M,P-PHENYLENE,DIAMINE SALT	184279	441068	30369	205089
292159	OTH AROMATIC POLYAMIN DER/SALT	6707	36896	8794	66283
292211	MONOETHANOLAMINE AND ITS SALTS	20142	41347	10909	26245
292212	DIETHANOLAMINE AND ITS SALTS	9581	36095	6173	53540
292213	TRIETHANOLAMINE AND ITS SALTS	10866	90147	726	42414
292219	OTH AMINO-ALCH ETHER/ESTR/SALT	78374	727259	112943	761619
292221	AMINOHYDROXYNEPHLENE ACID/SALT	6744	169732	4363	152425
292229	OTH AMINO NAPHTHOL/PHENOL ETHER	187816	701388	51315	377100
292231	AMINO ALDEHYDES AMINO KETONES				1468
292239	OTH AMINO ALDEHYDES	21296	28310	15912	80289
292241	LYSINE/ITS ESTER SALT THEREOF	125003	1038161	234887	1457477
292242	GLUTAMIC ACID AND ITS SALTS	343486	1713533	341854	1683426
292243	ANTHRANILIC ACID AND ITS SALTS				319
292249	OTH AMINOACID/ESTER O/T OXYFUN	344858	2306905	329394	1987388
292250	AMINO-ALCHL/ACIDPHENOL/IT COMP	90401	558379	98773	687387
292310	CHOLINE AND ITS SALTS	1	14402	3020	12238
292320	LECITHIN/OTH PHOSPHOAMINOLIPID	27447	107720	30054	109697
292390	OTH QU-AMMONIUM SALT/HYDROXID	55257	279544	24716	252315
292419	OTH AMIDE COMP,CARBONIC ACID	39778	274495	50503	403317
292421	UREINES/DERIV/SALT THEREOF	813	24973	653	17509
292429	OTH CYCLIC AMIDE DERIV/SALTS	344639	1299811	241539	1339520
292511	SACCHARIN AND ITS SALTS	43953	193880	15579	158698
292519	OTH IMIDE/DERIV/SALT THROF	1391	14991	5975	16063
292521	CHLOIMEFORMRD (ISO)				896
292529	DIPHENYL-GUANIDINE	71953	313023	63813	324883
292610	ACRYLONITRILE		12510	1945	17194
292620	1-CYANOQUANIDINE(DICYANDIAMIDE	6127	35733	1645	30934
292690	OTH,NITRILE-FUNCTION COMPOUNDS	861868	5779007	476173	3897311
292700	DIAZO-,AZO-/AZOXY-COMPOUNDS	21087	143817	35235	164845
292800	ORGANIC DERV,HYDRAZIN/HYDOXY	17224	69442	4202	44948
292910	ISOCYANATES W-NITROGEN FUNCTIO	505601	3435317	307933	1921488
350790	OTH ENZYMES/REP ENZYMES	259117	1902867	266550	1538554
360200	PREP EXPLOSIVE O/T POWDER		20041		45849
381590	OTHER CATALYTIC PREPARATIONS	22396	248326	232236	476651
401039	TRANS SYS.BELT OTH 150-198 CM	18854	116498	19427	105396
401110	NEW PNEUM TYRES FOR MOTOR CARS	447153	3199390	312831	2009514
401120	NEW PNEUM TYRES FOR BUS/LORRY	2111081	16257733	1988015	15451093
401130	NEW PNEUM TYRES RUB AIRCRAFTS	31944	174036	21837	226411
401140	NEW PNEUM TYRE RUBB MOTORCYCLE	729	19039	1331	22728
401150	NEW PNEUM TYRE RUBB BICYCLES	4010	14454	2496	20248
401161	TYRE AGRICULTURE VEH/MACHINE	313937	1354912	149972	1181576
401162	TYRE INDUSTRIAL VEH=61 CMS		2652		866
401163	TYRE INDUST/CONS VEH>61 CMS	594	594	677	4473
401169	OTHER TYRE HERRING BONE	755	5732	122	4203
401192	OTHER TYRE AGRICULTURE/MACH		824		3230
401193	OTH TYRE INDUSTRIAL VEH=61 CM	2484	25151	924	16277
401194	OTH TYRE INDUSTRIAL VEH>61 CM		1854		3028
401199	OTH TYRE NEW PNEUMATIC RUBBER	82406	814583	61893	501380
401211	RETREATED TYRES FOR MOTORCARS	41	74		188
401212	RETREATED TYRE FOR BUSES/LORRY		580		77
401213	RETREATED TYRE FOR AIRCRAFTS		919		10882
401219	OTHER RETREATED TYRE OF RUBBER		1438		410

Contd.

## 10.11 Imports by Economic Categories (Detail)

(In Thousand Rupees)

Items	Jan., 2107	From July, 2016	Jan., 2106	From July, 2015
401220 USED PNEUMATIC TYRES OF RUBBER	11	84		91
401290 OTH USED PNEUMATIC TYRE RUBBER	2284	46401	1012	22420
401310 INNER TUBES,OF MOTOR CAR/BUSES	14033	136441	11370	107885
401320 INNER TUBES FOR BICYCLES	2728	14483	3722	21465
420340 OTHER CLOTHING ACCESSORIES	7898	77008	13556	86498
440290 OTH WOOD CHARCOAL NOT AGGLOMER	1294	4662		16398
440500 WOOD WOOL;WOOD FLOUR.	2545	16605	2106	4920
440690 OTH RAILWAY SLEEPERS OF WOOD	427	26032		2174
440710 CONIFEROUS WOOD SPECI SAW/CHIP		926	572	15119
440721 MAHOGANY (SWIETENIA SPP) TROP		689		3194
440722 VIROLA, LMBUIA AND BALSA TROPI		49		
440725 TROPICAL WOOD DARK RED MERANTI	30128	132258	40647	214603
440726 TROPICAL WOOD WHITE LAUAN ECC	39495	206894	47161	220078
440727 SAPELLI	4026	14855		4126
440729 OTH TROPICAL WOOD NON-CONF SAW	519222	2666720	519989	2402847
440791 OAK WOOD,SWAN/CHIPPED LEN WISE		2676		13009
440792 BEECH WOOD SWAN/CHIPPED L/WISE	14706	74420	9156	37630
440793 OTH TROPICAL WOOD OF MAPLE		165		
440794 OTH TROPICAL WOOD OF CHERRY				705
440795 OTH TROPICAL WOOD OF ASH	102928	504755	51215	361423
440890 OTH.LAMINAT WOOD SAWN.SLICED6M	20158	127604	17976	96745
440910 WOOD CONIFEROUS SPECIES SHAPED		64	14	179
440921 WOOD NON-CONIFEROUS OF BAMBOO		1555		767
441700 TOOLS/BODIES/HANDLE OF WOOD	2534	10359	1059	3715
441810 WINDOWS FRENCH WINDOWS & FRAME	8	2163		120
441820 DOORS FRAMES AND THERSHOLDS	8470	121607	18475	130819
441840 SHUTTERING FOR CONCRETE C/WORK		13629		10502
441871 ASSE FLOOR PANEL(MOASIC FLOOR)		8		
441872 OTH MULTILAYER FLOORING PANELS		2773		83
441879 OTH ASSEMBLED FLOORING PANELS		3958	1099	39324
551694 W-FAB ART FIB<85%WT O/FIB PTIN	224701	1307531	374683	2389148
560121 OTH ARTICLES OF COTTON WADDING	1413	3260	220	4833
560122 OTH WADDING OF MAN-MADE FIBRES	59	4164	571	3959
560129 OTHER, WADDING ARTICLES	2188	13487	1902	24110
560600 GIMPED YARN,AND STRIP AND LIVE	41300	302589	28510	436398
560721 BINDER/BALER TWINE OF SISAL	1110	9345	2614	11063
560729 OTH,TWINE,CORDAGE,ROPE&CABLE	1957	19423	1254	14465
560741 BINDER/BALER TWINE OF POLYTHNE	2924	16656	2962	8521
560749 OTH TWINE,CORDAGE,ROP,CAB POLY	11612	109321	6705	90672
560750 TWINE,CORDAGE,ROPE,OTH SYN FIB	6120	47728	6263	44459
560790 OTH,TWINE,CORDAGE,ROPE & CABLE	7776	50156	4221	52164
560811 FISHING NETS MAN-MADE TEX MAT	25394	245029	33877	305188
560819 OTH, MADE UP NETS OF TEX MAT	19901	104186	18536	128968
560890 OTH,NOTTED NETS/NETTING ROPE	2228	32123	6152	24098
591000 TRANSMISON CONYOR BELT TEX MAT	9252	71696	11063	102689
591110 TEX FAB,FELT & FELT-LINED FAB.	29437	131361	20732	162913
591120 BOLTING CLOTH,WHET/NOT MADE UP	4523	35373	2215	24496
591131 TEX FAB & FELTS,< 650G/SQM .	6765	57379	4496	41956
591132 TEX FAB & FELTS,>0650G/SQM .	31702	156068	14823	210889
591140 STRAINING CLOTH USEDOIL PRESS	267	5257		3044
670490 WIGS,BEARD,EYE-BROW OF OTH MAT	447	928	52	1542
680100 ARTICLE OF STONE PLAS CEMET		1102		6
680210 TILES CUBES AND SIMILAR ARTICL	6	49		9
680221 OTH MONUMENTAL BUILD STONE/ART	40285	196528	29231	217247
680223 GRANITE	84684	537771	128027	811795
680229 OTHER STONE		640		871
680291 OTH MARBL TRAVERTIN&ALABASTER	3402	16904	120	8239
680293 OTHER GRANITE	7359	81552		6084
680299 OTHER STONE	691	56825		7878
680690 OTH ARTICLE OF HEAT INSULATING	30232	106884	2713	53460

Contd.

## 10.11 Imports by Economic Categories (Detail)

(In Thousand Rupees)

Items	Jan., 2107	From July, 2016	Jan., 2106	From July, 2015	
680710	ARTICLE OF ASPHALT IN ROLL	1104	36641	2995	15149
680790	OTH ARTICLE OF ASPHALT MATERL	110	2346	120	2311
681099	OTH ARTICLE OF CEMENT	183	53412		3566
681140	ARTICLES CONTAINING ASBESTOS		47		138
681181	CORRUGATED SHT NOT CON ASBESTO	493	2809		
681182	O-SHT,PANEL,TILES,NOT CON ASBE	7381	108864	3923	111180
681599	OTH ARTICLE OF STONE OTH MINRL	5093	45918	6304	30898
690100	BRICK , TILE OF SILI FOSSIL	93	471	91	3646
690210	REF BRICK,TILE>50%MG,CA	84569	530612	54141	612003
690220	CERAMIC>50%SILICA,ALUM	106081	261353	63848	314824
690390	OTH REFRECTORY CERAMIC GOODS	16546	144870	1773	73143
690490	OTH C/FLOORING BLOCKS F/TILE	23	1644	1963	11322
690510	ROOFING TILES		235		4692
690590	OTH CHIMNEY-POTS,COWLS,ETC.	95	27501	35	121
690600	CERAMIC PIPES CONDUITS&FITING		466		
690710	TILES CUBES ETC W/N RECT<7CM	13	6485	2949	26796
690790	OTH,UNGLAZED CERAMICS	352236	2341542	381562	2689773
690810	TILES CUBES AND SIMILAR ARTICL		2552	9984	74976
691490	OTH CERAMIC ARTICLES O/TH PORN	714	67206	4493	15029
700100	CULLET AND OTH WAST&SCRAP,GLAS		196		4139
700210	BALLS IN GLASS UNWORKED	1386	28183	1631	20780
700220	RODS IN GLASS UNWORKED		1		
700231	TUBE,FUSED QUARTZ/SILICA,UNWOR		17		
700232	TUBE OF OTH GLASS UNWORKED	2320	3990		3071
700239	OTHER, TUBES IN GLASS	49817	340865	77265	378632
700312	NON-WIRED SHEETS COLOURED,FLAS	29095	92097	18685	91819
700319	OTH NON WIRED SHEETS OF GLASS	9367	85636	9158	50363
700320	WIRED SHEETS GLASS	604	6682	2918	8660
700330	PROFILES OF GLASS			13	3054
700420	GLASS COLOURED OPACIFIED FLASH	1251	28328		522
700490	OTHER GLASS	15881	43802	2306	30879
700510	NON-WIRED GLASS HAVE ABSORBENT	31557	144114	31708	165417
700521	NON-WIRED GLASS COLOURED,OP/FE	26425	106609	9804	84095
700529	OTHER, NON-WIRED GLASS	15679	75498	14924	124737
700600	GLASS BENT, EDGE-H-70.03,04,05	27468	94727	34119	118874
700711	THOUGHENED SAFTY GLASS FOR VES	42223	261425	42391	176472
700719	OTH THOUGHENED SAFTY GLASS	25336	160314	23615	138933
700721	LAMINATED SAFTY GLASS VEH/VESL	9474	58301	4186	72050
700729	OTHER, LIMINATED SAFETY GLASS	35877	132626	6090	68273
701090	OTH CARBOYS BOTT,FLASK,JAR,POT	103409	741004	94876	525640
701110	FOR ELECTRIC LIGHTING	5903	32995	7663	61318
701120	FOR CATHODE-RAY TUBES		168		
701400	SIGNALLING GL-WARE,OPTCAL ELEM	191	5529	1516	7718
701510	GLASS FOR CORRECTIVE SPECTACLE		6		1603
701610	GLASS CUBES/OTH SMALLWARE	5733	30138	4157	35875
701919	OTH YARN OF GLASS FIBRE/THREAD	1894	31110	8834	21082
701931	GLASS MATS	43466	289111	33002	249065
701932	THIN SHEETS (VOILES)	71528	411219	13804	308994
701959	OTH WOVEN FABRICS	5066	26508	2065	23536
710210	UNSORTED, (ROUGH) DIAMONDS		1665		3902
710490	OTH SYN/RECONSTI SEM/PRE STONE	9105	9223	8008	16856
711890	OTHER COIN	110	16731	3330	3702
720110	NON-ALLOY PIG IRON<0.5% PHOSP	118355	597656	104333	619537
720120	NON-ALLOY PIG IRON>0.5% PHOSP		149		1496
720211	FERRO-MANGANESE CONT 2% CARBON	53195	395418	75568	436745
720219	OTH FERRO-MANGANESE	846	16798		14689
720221	FERRO-SLICON CONT >55% SILICON	70467	261631	50966	266529
720229	OTH FERRO-SILICON	9813	114213	8602	72818
720230	FERRO-SILICO-MANGANESE	250128	1329499	225045	1130545
720241	FERRO-CHROMIUM CONT >4% CARBON	4854	15588	2523	13668

Contd.

## 10.11 Imports by Economic Categories (Detail)

(In Thousand Rupees)

Items	Jan., 2107	From July, 2016	Jan., 2106	From July, 2015
720249		256	5842	17180
720250			1045	
720270	182	6369	1655	9168
720280		1519		1843
720291	257	362		236
720292	181	728		
720293		661		632
720299		1196	567	3558
720310		21		
720390		142		
720410	22923	85315	21549	77905
720421	20842	206542	31525	228065
720429		403		6313
720430	359581	1569420	267920	2401453
720441	4020788	21282562	4543178	25017597
720449	7339822	34816739	5610421	34430185
720450	151	28452	12750	17220
720510	11493	40702	10661	41810
720529	9477	29258	2978	42425
720610		9480		
720690		460		61
720711		194715	299727	1759326
720712	19061	69180		
720719		35068		300178
721790	30567	190108	32712	197055
721810		562		
722300	25763	111859	14332	98505
722410				2948
732599	42717	173792	44928	236685
732611		1072		209
732690	581034	4099552	369952	2505108
740100			1608	1608
740200				955
740311	785498	5240935	591056	5314442
740312		14444		13
740319	222	13541	416	11953
740321	901	2233		15412
740322	3108	14464		14730
740329	1847	3704	1166	8480
740400	93214	680699	65867	479038
741999	7164	40610	1504	22663
750210	128488	551573	99369	596750
750220		859	358	888
750890	64728	433172	43472	428541
760110	453448	2986389	757652	3398840
760120	322614	1970932	417891	2069906
761699	27317	586439	34159	1002429
780110	848569	5322614	683322	5104386
780191		56195		51188
780199	31504	160393	14076	111878
780600	194	14183	7887	36137
790111	191330	1039722	169199	1367190
790112		8527	18203	848076
790120	44101	781870	38550	414953
790700	8764	51047	16057	76017
800110	48167	317417	30698	233761
800120	2375	5343		1276
800700	58	305	142	32894
810196		10806	2826	6337
810199	308	1204	329	1494

Contd.

## 10.11 Imports by Economic Categories (Detail)

(In Thousand Rupees)

Items	Jan., 2107	From July, 2016	Jan., 2106	From July, 2015
810296 OTHER MOLYBDENUM WIRE		1738	305	2053
810390 OTH TANTALUM&ARTICLES THEREOF	104	546	5088	5088
810411 UNWROUGHT MAGNESIUM BY WT99.8%	1999	7824		12189
810419 OTH ARTICL UNWROUHT MAGNESIUM		146		8557
810490 OTHER ARTICLE OF MAGNESIUM		8124		14
810520 COBALT MATTES& OTH PRODUCTS		45108		37104
810590 OTH INTERMEDIATE PRO OF COBALT	16	2539		1172
810600 BISMUTH&ATICL INCL WASTE,SCRAP	19	174		1899
810720 UNWROUGHT CADMIUM POWDER				2353
810790 OTH CADMIUM,WROUGHT & ARTICLES	333	950	769	2471
810890 OTH TITANIUM WROUGHT&ARTICLES		39521	12682	26446
810990 OTH ZIRCONIUM AND ARTICLES		24293		2610
811010 UNWROUGHT ANTIMONY POWDER	61509	586256	39828	375764
811090 OTH ANTIMONY ART INCL W/SCRAP		338		885
811100 MANGANES&ARTCL INC WASTE&SCRAP	29	6572	50	5551
811221 CHROMIUM UNWROUGHT POWDER		224		673
811229 OTH UNWROUG CHROMIUM INCL WAST	2240	5569		200
811299 OTH BASE METAL UNWROUGH&ARTICL		28		143
961900 SANITARY TOWEL&TAMPON&SIMILAR	964770	6975307	1739355	9398559
<b>3. CAPITAL GOODS TOTAL</b>	<b>181259051</b>	<b>1075004618</b>	<b>126498257 *</b>	<b>821257253</b>
010611 MAMMALS				100
010612 WHALES, DOLPHINES & PERPOISES		5687		
010619 OTHER MAMMALS	192	7612	165	4454
010620 RAPTILES (INCL.SNAKES&TURTLES)				443
010631 BIRDS OF PREY	408	1286	245	745
010632 PSITTACIFORMES(INCL.PARROTS)	11252	46609	10101	51907
010633 OSTRICHES,EMUS(DROMAIUSNOVAEH)		648		
010639 OTHER BIRDS	1179	9234	101	1060
010641 INSECTS		18689		8600
010690 OTHER LIVES ANIMALS	2309	14044	2895	12254
621790 PARTS OF GAR/CLOTH ACCESSORI	225	3788	134	3733
680300 WORKED SLATE/ARTICLE OF SLATE		84	66	103
680410 MILL STONE AND GRIND STON MIL	31217	127942	17008	138569
680421 OTH MILLSTONE OF AGGLOMER SYNT	6026	64632	10251	53522
680422 MILL STONE AND GRIND STONE/OTH	126065	730604	117746	647030
680423 OTH MILLSTONE OF NATURAL STONE	6497	30743	1839	23158
680430 HAND SHARPENING POLISH STONE	2330	38460	2616	19463
680510 BASE OF WOVEN TEXTILE FABRICS	39835	236759	63442	270540
680520 ON BASE OF PAPER OR PAPERBOARD	37008	182336	30497	154266
680530 ON BASE OF OTHER MATERIALS	19359	150522	34324	186813
680610 SLAG WOOL ROCKWOOL MINERAL WOL	104676	322655	1858	55417
680620 EXFOLIATED VERMICULITE EXPEND		8287	295	4432
680800 PANELS,BOARDS,TILES BLOCKS ETC	997	19225	3327	17829
680911 BOARDS,SHEETS,PANELS,TILES ETC	19209	106136	7096	75240
680919 OTH BOARDS,SHEETS,PANELS OF PL	3223	7045	2818	14581
680990 OTH ARTICLE OF PLASTICS	2309	3262		1617
681011 BUILD BLOCK,BRICK OF CEMENT		499		31
681019 OTH ARTICLE TILE,FLAGSTONE ETC	7963	31563	2925	16059
681091 PREFABRICAT STRUCTURAL COMPONT		573		478
681189 OTH ARTICLES NOT CON ASBESTOES	427	11317		1256
681291 CLOTHING ACCE OF ASBESTOES FIB		247		138
681292 PAPER MILLBOARDFELT ASBET FIBR	37	37		44
681293 COMPRESSD ASBESTOS FIB JOINING	13839	74741	3918	50857
681299 O-ARTI OF FABRICA ASBESTOS FIB	2269	13095	1327	19130
681320 FRICTION MATERIA CON ASBESTOES	14746	130485	18936	116861
681381 BRAKE LININGS&PADS VEH-H-8711	45017	309319	39328	307408

Contd.

## 10.11 Imports by Economic Categories (Detail)

(In Thousand Rupees)

Items	Jan., 2107	From July, 2016	Jan., 2106	From July, 2015	
681389	O-BRAKE LINE&PADS NOT CON ASBE	808	18329	1691	16544
681410	PLATES,SHEETS STRIPS OF AGLOM	2287	8270	414	4256
681490	OTH, ARTICLES OF MICA	298	1384	51	4256
681510	NON ELETICAL OF GRAPHITE	14474	93443	26508	108133
681520	ARTICLE OF PEAT OTH ARTICLE	109	622	258	866
690290	OTH REFERECTORY BRIK/BLOK TILE		92429	11937	37376
690310	CERAMIC CON>50% GRAPHITE,CARB	9321	71509	11530	51791
690320	COLD TUNDISH LINING SLIDE GATE	27034	108564	45102	132409
690890	OTH GLAZED CERAMICS WALLTILES	1147982	7805840	1172073	6958345
690911	LAB CERM WARE PORCELAIN/CHINA	673	3723		877
690912	LAB CERM WARE HARD>9 MOH.SCALE		3211	2885	5643
690919	LAB CERAMIC WARE CHM/TECH USE	5441	32170	1371	48542
690990	OTH CERAMIC WARES AND SIMILARS	343	1127	286	2963
691010	CERAMIC SINK,ETC.FIXT PORCELIN	82448	442907	78015	460108
691390	OTH STATUTTES, ORNAMENT	267	3351	51	2861
691410	OTH CERAMIC ARTICLES OF PORCEL	103	452	14	14
710700	BASE METALS CLAD WITH SILVER				20
710812	OTH UNWROUGH(GOLD)NON-MONTERY	144956	972517	197642	1643842
710820	MONETARY (GOLD)		31903		32491
711230	ASH CONTAINING PRECIOUS METAL				155
711810	COIN (O/T GOLD),NOT LEGAL TEND		24		3
720720	CONT 0.25% MORE OF CARBON I/ST	25882	48188		159127
720810	COILS, I/N-A-STEL-HOT ROLLED	15449	228888	55389	163586
720825	OTH C-HR-I/N-A-STL TH>4.75 MM	763	22531	8797	42059
720826	OTH C-HR-I/N-A-STLTH=3-4.75MM	9183	42075	2501	83723
720827	OTH C-HR-I/N-A-STL TH<3 MM	1324	28363	1425	30340
720836	OTH C-HR-I/N-A-STL TH>10 MM		266465	3171	111286
720837	OTH C-HR-I/N-A-STL TH4.75-10MM	12833	243964	39821	154772
720838	OTH C-HR-I/N-A-STL TH 3-4.75MM	19740	359078	93108	376961
720839	OTH C-HR-I/N-A-STL TH<3 MM	2814438	17930375	1696001	11632506
720840	NOT IN COIL I/S H-ROL W/PATERN		302933	11449	497818
720851	OTH N/COIL I/S H-ROL TH>10 MM	55439	420775	115175	496642
720852	OTH N/COIL I/S H-ROLTH>4.75-10	3065	109998	17048	99734
720853	OTH N/COIL I/S H-ROL TH>3-4.75	19362	62314	6110	65749
720854	OTH C-HR-I/N-A-STL TH<3 MM	14969	63464	3893	80200
720890	OTH FLT-ROL PROD IRON WD>600MM	4352	308066	130317	450249
720915	IN COIL I/S C-ROL TH 3MM/MORE	14629	228974	78175	401807
720916	IN COIL I/S C-ROL TH > 1 < 3MM	422690	3284633	590255	3778084
720917	IN COIL I/S C-ROL TH>0.5-1MM	196198	2496426	238285	2015784
720918	IN COIL I/S C-ROL TH > 0.5 MM	74599	904846	88812	1385643
720925	NOT IN COIL I/S C-ROL TH 3MM/>		3085	725	34730
720926	NOT IN COIL I/S C-ROL TH>1M<3M	50738	396902	77912	655362
720927	C-ROL I/S TH 0.5 MM TO 1MM	96870	1100873	240951	1467952
720928	NOT IN COIL I/S C-ROL TH<0.5MM	3088	34074		21697
720990	OTH FLT ROL PROD I/S WD>600MM	32771	268464	66545	435909
721011	I/STL PLAT/COAT TIN TH-0.5MM/>	3155	9079	998	8064
721012	I/STL PLAT/COAT TIN<0.5MM	299771	2014669	162567	1267097
721020	IR/STL PLAT/COAT WITH LEAD		193		3822
721030	ELECTROLYTICALLY PLAT/COAT ZIN	342000	2378643	420624	2291769
721041	COR F-R PROD I/S ZINC COAT600		56549	4096	18052
721049	OTH F-R PROD I/S COAT ZINC>600	1903416	9378222	1660632	10436054
721050	F-ROL I/ST COAT CHROMIUM OXIDE	12312	259998	4046	223645
721061	I/S PL/COT ALUMINIUM ZINC ALLY	24179	300365	47302	232333
721069	OTH F-ROL PROD I/S PL/COT ALUM		39626	80	20517
721070	FR I/S PAINT/VARN, COATED PLAS	470246	3001689	234688	1492617
721090	OTH F-ROL PRD I/NA-ST CLD,COAT	16499	108222	6387	9699
721113	ROLL 4 FACE I/ST TH<4M WD>150M				88
721114	OTH F-ROLL I/S WD<600MMTH>4.75	99268	236675	11203	122972
721119	OTH F-ROLL I/S WD <600MM-CR	156066	263707	12752	68648
721123	F.ROL I/ST CR WT<0.25% CARBON	16022	38507	6750	23445

Contd.

## 10.11 Imports by Economic Categories (Detail)

(In Thousand Rupees)

Items	Jan., 2107	From July, 2016	Jan., 2106	From July, 2015	
721129	OTH F-ROL PROD C/ROL WD<600MM	6691	37900	15663	85742
721190	OTH F-ROL PROD I/STL WD<600MM	30988	333087	42276	433253
721210	F-ROL PROD I/NA STL PLATE/COAT				622
721220	I/S ELECTROLYTICAL PL/CT W/ZINC	11779	124576	26659	69212
721230	I/STEEL OTH WISE PL/CT W/ZINC	3037	110050	330	24520
721240	I/STEEL PAIN/VABNI/COT W/PLAST		8852	2925	11978
721250	I/STEEL OTHWISE PLATED/COATED	9710	19312	3384	22131
721310	BARS/RODS HOT/ROL I/S,CON RIBS	4755	88211	971	38274
721320	BARS/RODS HOT/ROL FREE-CUT STL		5353		302
721391	OTH CIRCULAR C/SEC <14 MM DIA	296828	2036935	832277	3340137
721399	OTH BAR/ROD H-ROL IRR-WND-COIL	96735	205328	23255	189839
721410	BAR/RODS IRON NA STEEL FORGED	5250	145121	8620	104375
721420	BAR/ROD I/S CON RIBS GROOVES	3445	1644650	150783	1012960
721430	OTH BAR/RODS OT/THAN HEAD72.13	2945	24037	2063	32698
721491	OTH BAR/ROD I/S RETANGULAR C/S		13475	427	513
721499	OTH BAR/ROD I/S O/THN H-72.13	281	774267	1668	3410
721510	BARS/RODS FREE CUT STEEL COLD	2597	58535	5069	73411
721550	OTH BAR,ROD COLD-FORMED OF I/S	278	13571	2360	18707
721590	OTH BAR/RODS,OTH NONALLOY STEEL	1843	11972	2448	30406
721610	U,I,H SECTIONS H-ROL HIGH<80MM	193	10974	20	3071
721621	L SEC H/ROL HT<80 MM 1/NA STEEL	3191	30422	2244	6041
721622	T SEC H/ROL HT<80 MM 1/NA STEEL			2400	2400
721631	U,I OR H SEC H-ROL HT 80M 1/ST	17667	227168	116580	621973
721632	I SECTION	138305	408710	30536	289705
721633	H SECTION	30339	143168	58063	295794
721640	L&T SEC H-ROL HT 80MM OR MORE		20753	764	9200
721650	OTH ANGLE/SHAPE SEC HOT H/ROL	137	5093	14670	74111
721661	ANGLE/SHAPE SEC COLD/ROLL		2048	173	173
721669	OTH ANGLE/SHAPE SEC I/S C-ROLL	75	1934	164	395
721691	OTH C/FORM I/ST FLAT ROL PROD		90		1298
721699	OTH ANGLE/SHAPE SEC IRON/STEEL	1905	21904	7074	54307
721710	WIRE OF I/S NOT PLATED/COATED	4996	37748	11584	159456
721720	WIRE OF I/S PLATED/COAT W/ZINC	4435	102890	13532	124238
721730	WIRE I/S PLATED/COAT W/O B-MTL	36256	291733	42552	307375
721899	OTH SEMI-FINISHED PRO ST/STEEL		5032		15573
721911	F/ROL PROD ST/STEEL HR TH>10MM	1280	1673	783	8094
721912	COILS ST/STEEL-HR TH>4.75-10MM		16131		5805
721913	COILS ST/STEL-HR TH>3MM-4.75MM		3275	1282	3076
721914	COILS ST/STEL-HR TH>3MM	14904	23616	5218	28506
721921	COILS ST/STEL-HR TH>10MM	4988	34121	17077	27845
721922	COILS ST/STEL-HR TH>4.75-10MM	8508	329872	2714	14870
721923	COILS ST/STEL-HR TH>3MM<4.75MM	6148	10888	1073	20490
721924	COILS ST/STEL-HR TH>3MM	926	16823	969	4748
721931	COILS ST/STEL-CR-TH >4.75 MM	24814	95460	18068	99404
721932	COILS ST/STEL-CR-TH>3MM-4.75MM	3904	79222	26868	127456
721933	COILS ST/STEL-CR-TH >1MM <3MM	107765	762028	83521	747947
721934	COILS ST/STEL-CR-TH>0.5MM<1MM	93690	614865	74471	444396
721935	COILS ST/STEL-CR-TH >0.5MM	212750	1466790	260270	1692156
721990	OTH F/ROL PROD ST/ST WD>600 MM	615831	3569162	390851	3056691
722011	F-ROL ST/STEEL H-ROL TH>4.75MM	707	1398		64
722012	F-ROL ST/STEEL H-ROL TH<4.75MM	496	23986	2639	3945
722020	COILS ST/STEEL H.ROLLTH <600MM	41806	205001	41182	313890
722090	OTH F/ROL PROD,ST/ST WD <600MM	21823	88791	14213	54528
722100	BAR/RODS H/ROL IN COIL ST/STEL		365	1247	2094
722211	BAR/ROD ST/ST NFW H/ROL CC/SEC	23680	117817	23097	177054
722219	OTH BAR/ROD ST/ST NFW HOT/DRWN	1422	38373	4993	26388
722220	BAR/ROD ST/ST NFW C/FOR,C/FIN	6238	41602	4440	39601
722230	OTH BAR/ROD OF STAINLESS STEEL	27813	227930	24702	146017
722240	ANGLE/SHAPES&SECTION ST/STEEL	13149	78931	19364	35217
722490	OTH SEMI-FIN PROD OTH A/STEEL		1205736	487750	3706228

Contd.



## 10.11 Imports by Economic Categories (Detail)

(In Thousand Rupees)

Items	Jan., 2107	From July, 2016	Jan., 2106	From July, 2015	
722511	GRAIN-ORIENTED SIL-ELEC-STEEL	224920	1483845	260593	1936646
722519	OTH F/ROL PROD SIL-ELEC-STEEL	80255	333451	108342	555369
722530	OTH NFW HOT/ROLLED IN COILS	3826631	19770366	2916026	17044286
722540	OTH NFW HOT/ROLLED NOT IN COIL	303744	2114062	342936	1058533
722550	OTH ALLOY STEEL NOT WORK(RDUC)	89	171		69316
722592	FLATROLLED PROD O/W ZINC PLATE	408	4237	250	1753
722599	OTH F/ROL PROD OTH ALLOY STEEL		41232	22334	405289
722611	GRAIN-ORIENTED SILICON ELEC ST		56597	51891	262761
722691	OTH FLATROL PROD NETWORK HOT/R		15691	3337	5753
722692	OTH F/ROLL PROD NETWORK COLD/R	16354	203139	15070	129695
722699	OTH F/ROL PROD OTH ALLOY STEEL	511	232978		33249
722720	BAR/ROD OF SILICO-MAG STEEL		8619	35225	155816
722790	OTH BAR/ROD H/ROLL W/COIL A/ST	513151	2663888	488594	1947475
722810	BAR/RODS OF HIGH SPEED STEEL	259	4540	96	5016
722820	BAR/RODS OF SILICO-MAG STEEL	769	4582		22974
722830	OTH BAR/ROD HOT ROLLED	37086	1803921	962523	2963568
722840	OTH BAR/ROD NOWORK FORGED		14637	3486	28605
722850	OTH BAR/ROD NOWORK C/FOR,C/F	164	55072	7118	37265
722860	OTH BAR/ROD ALLOY STEEL NES	2780	151688	1160	168878
722870	ANGLES, SHAPES AND SECTIONS	417	635630	93530	180789
722880	HOLLOW DRILL BARS AND RODS		974		3454
722920	WIRE OTH ALLOY STEEL SILICOMANG	2024	2024		
722990	OTH,WIRE OF OTHER ALLOY STEEL	8797	63080	8508	68844
730110	SHEET PILING IRON AND STEEL	3105	45916		127048
730120	ANGLE SHAPES & SECTIONS OF I/S	889	8296	12443	17288
730210	RAILS OF IRON AND STEEL	1105639	3648012		34882
730230	SWITCH BLADE, CROSS-FROG P/ROD		30968		372
730240	FISH-PLATES AND SOLE PLATES	587	7032		2973
730290	OTHER MATERIALS JOINTING RAILS		15268	103425	108109
730300	TUBE/PIPE,HOLLOW PROFILE C/IRON	826	27253	5011	61060
730411	L.P FOR OIL&GAS S-STL SEAMLESS	2061	58313	7995	72417
730419	OTH LINE PIPE I/S FOR OIL&GAS	23152	857037	188802	1159137
730422	DRILL PIPE S-STL DRILL OIL/GAS		194		38
730423	OTH DRILL PIPE I/S FOR OIL&GAS	1167144	2375140	651238	2991414
730424	OTHER PIPE OF STAINLESS STEEL	2875	1292508	59911	64284
730429	OTH CASING,TUBING I/S-OIL/GAS	788367	2197997	260583	2155054
730431	O- COLD-ROLLRD C.C.SEC IN.A.S	50097	416642	27603	144286
730439	OTH CROSS SECTION OF N.A-STEEL	87777	1294701	195016	1214073
730441	COLD ROLD CR-SEC OF STAIN-STL	31999	152897	13543	71111
730449	OTH CROSS SECTION OF STAIN-STL	39545	343689	48390	378211
730451	O-C.C.SEC COLD ROL(ALLOY-STL)	824	10509		5186
730459	O-CIR CROSS SEC OF (ALLOY-STL)	45578	1824387	7663	99908
730490	O-TUBE PIPE/HOLLOW -PRO SEAMLE	63958	403799	44323	470621
730511	LINE PIPE USED OIL/GAS WELDED		10372		28596
730512	OTH LINE PIPE USED OIL GAS WLD	5020	5020		7008
730519	OTH LINE PIPE USED OIL/GAS P/L	30925	3649340	42	5676126
730531	OTHER, LONGITUDINALLY WELDED		134428	8762	8884
730539	OTHER, WELDED TUBES AND PIPES	41265	109617		
730590	OTHER, TUBES AND PIPES		91477	2104	270099
730611	L.P-WELDED OF STA-STL(OIL/GAS)		1011	4879	72235
730619	OTH-LINE PIPE O/G PIPELINE I/S	47886	193578	25580	472786
730621	CAS/TUB WELDED LINE PIPE STA-S		23677		290
730629	O-CASING/TUB LINE PIPE O/G I/S	2614	38320	2001	7070
730630	COPPER COAT MILD STL TUB-8.5MM	46469	461356	61518	442745
730640	O-WELDED C.C.SEC OF STAIN-STL	106410	975846	172044	1302447
730650	O-WELDED C.C.SEC NON ALLOY-STL	24691	154271	38060	264447
730661	O-TUBE,PIPE WELD SQUARE C-SEC	32823	170653	52607	208437
730669	TUBE/PIPE WELD OF OTH C.C-SEC		63		
730690	OTH TUBE PIPE HW-PROFILR I/STL	42069	217891	3233	495315
730711	CAST FIT N-MALLEABLE CAST-IRON	10764	95441	16301	94803

Contd.

## 10.11 Imports by Economic Categories (Detail)

(In Thousand Rupees)

Items	Jan., 2107	From July, 2016	Jan., 2106	From July, 2015
730719 OTHER, CAST FITTINGS	40350	304517	92608	405693
730721 FLANGES, OF STAINLESS STEEL	18661	83169	10387	85458
730722 THREADED ELBO,BEND,SLV S/STEEL	1849	55408	6119	25684
730723 BUTT WELDING FITTING STAINSTEL	8990	22188	4723	26577
730729 OTH TUBE,PIP FITTING STAINSTEL	100572	406707	65688	403034
730791 FLANGE AIR-P AGRI-TRACTOR<=80H	39417	204319	21580	234034
730792 THREAD ELBO,BEND/SLV IRN/STEEL	19487	272143	3941	109500
730793 BUTT WLEDING FITTING IRON/STEL	7547	285536	19582	116758
730799 OTH TUBE,PIP FIT IRN/STEL NEC	165745	1436387	437125	1530437
730810 BRIDGES AND BRIDGE-SECTIONS	51002	191608		32
730820 TOWERS AND LATTICE MASTS	778265	3323793	332279	3099049
730830 DOR,WIN/FRAMES,TH-HOLD,FORDORS	3595	768631	21348	227662
730840 EQUIP SC-FOLD SHUT PROP PITPRO	21631	432501	42316	350368
731100 CONT COMPRESSED/LIQUID GAS IR/S	74646	557357	39504	487176
731210 STANDARD WIRE ROPES AND CABLES	72280	572963	74994	553881
731290 OTH WIRE,ROPE,CABLE,SLINGS I/S	5125	60660	4673	78294
731300 BRABED WIRE OF I/S TNIS HOOP	10750	76100	12199	70776
731412 ENDLESS BAND MACH STEL W-CLOTH	161	6475		8791
731414 OTH WOVEN CLOTH OF STAIN STEEL	2266	29587	1051	40966
731419 STEEL CORD FABRIC LIN MNF TYRE	5050	27392	4030	21539
731420 GRIL NET FENC W/LD D=3MM MS100	474	23709	854	8658
731431 OTH GRL NEW FENC/WLED COTD ZNC	1372	9441		713
731439 OTH GRL NET FENCING AT INTSEC	466	6284	43	6907
731441 OTH CLO GRL NET FENC PL/COT ZN	23294	102005	9462	64113
731442 OTH CLO GRL NET FENC PL/COT PL	835	7147	506	4510
731449 OTH CLO GRL NET /FENFING	13129	206067	16087	237177
731450 EXPANDED METAL OF IRON OR STEL	241	5178	5	3883
731511 ARTICULATED LINK ROLLER CHAIN	124547	652537	115164	612359
731512 OTHER CHAIN, ARTICULATED LINK	35396	158954	43337	191237
731519 PARTS, ARTICULATED LINK CHAIN	18842	122991	20932	142343
731520 SKID CHAIN		763	7	2414
731581 STUD LINK	2307	5504	13	4906
731582 OTHER, WELDED LINK	7847	26658	5264	36881
731589 OTHER CHAIN,	2118	16727	2769	19713
731590 OTHER PARTS OF CHAIN	1768	13092	2659	14650
731600 ANCHORS,GARPNELS PARTS IRON/ST	2853	69988	5334	71094
731700 NAILS,TAKES,DRAWING PINS IR/ST	50968	278491	22937	198651
731811 COACH SCREW I/S THREADED	516	7985	252	5268
731812 OTH WOOD SCREW I/S THREADED	5612	17798	1923	23635
731813 SCREW HOOKS,SCREW RING RVT I/S	12	890	80	2052
731814 SELF-TAPPING SCEWS, THREADED	6568	44073	11355	79544
731815 OTH SCREW,BOTLS W/N NUT/WASHER	212094	1294449	158562	1542429
731816 NUTS, THREADED OF IRON/STEEL	66394	420532	68154	380323
731819 OTH BOLT,NUT,WASHER,RVT I/S TH	22703	126567	31229	128724
731821 SPRING WASHER LOCK WASHER N-TH	2772	19089	3145	26700
731822 OTHER WASHERS. NON-THREADED	11352	81462	22148	88251
731823 RIVETS, NON-THREADED	5559	40214	8282	47798
731824 COTTERS/PINS NON THREADED I/S	711	6432	132	2675
731990 OTH KNITTING NEDLS,CRO HOOKS	6453	52546	8206	63952
732010 LEAF-SPRINGS&LEAVES THEREFOR	19385	107739	8744	127221
732020 HELICAL SPRINGS	771	11743	1133	12449
732190 PARTS OF I/S,COOK APPLI&PLAT-W	26610	258713	12551	107270
732211 RADIATORS/PARTS CAST IRON E-EL		560		1357
732219 OTH RADIATOR AND PARTS THEREOF	3800	37702	2296	29330
732490 OTHER, INCLUDING PARTS	28356	118695	20841	93342
732510 OTH CAST ARTI I/S N-MEL C-IRON	41054	171794	528	6745
732591 GRINDING BALLS SIMI ARTI MILLS	7819	62415		58630
732619 OTH ATI FORGED/STAMPED N-WORK	85959	628699	56117	603690
732620 ARTICLES OF IRON OR STEEL WIRE	4081	28004	3987	24608
740500 MASTER ALLOYS OF COPPER.		1047		180

Contd.

## 10.11 Imports by Economic Categories (Detail)

(In Thousand Rupees)

Items	Jan., 2107	From July, 2016	Jan., 2106	From July, 2015	
740610	COPER-POW OF NON-LAMELLAR STRU	2983	14397	5718	13824
740620	COPER-LAMELLAR STRUCTURE FLAKE	5820	58342	6325	75160
740710	BAR,RODS OF REFIND COPPER	30947	402225	52177	423954
740721	COPPER BAR,ROD PROFIL ZINC BAS	456	14732	6183	34066
740729	OTH BAR,ROD,PROFIL COPP ALLOYS	4118	23914	4274	13962
740811	WIRE REF COPP MAX CR-SEC DI>6MM	176180	529552	24835	122961
740819	OTHER, WIRE OF REFINED COPPER	19386	111906	6032	97066
740821	WIRE OF COPPER ALLOY ZINC BASE		13962	3683	23276
740822	WIRE OF COPPER ALLOY NICK BASE		2406		5639
740829	OTH WIRE OF COPPER ALLOYS ETC	1417	3791	956	23205
740911	PLAT,SHEET,STRIP REF COPP COIL	24482	79347	1841	62640
740919	OTH PLAT SHEET&STRIP REF COPP	2983	23254	314	21507
740921	PL,SH&STRIP COPP ZINC BAS COIL	23014	95801	18259	108587
740929	OTH PL/SH/STRI COPP ZINC BAS	2865	27764	14388	27953
740931	PL/SH/STRIP COPP TIN BAS COILS				263
740939	OTH PL/SH/STRIP COPP TIN BAS-C	325	10901	2551	3720
740990	PL/SH/STRIP OTH COPP ALLOYS NS		1372	227	3730
741011	FOIL REFINED COPP NOT BACKED	77799	444298	83496	529397
741012	FOIL OF COPP ALLOYS,NOT BACKED	46602	269536	45697	289252
741021	FOIL OF REFINED COPPER,BACKED	8888	33657	207	26920
741022	FOIL OF COPPER ALLOYS,BACKED		3769	316	2888
741110	TUBE & PIPE OF REFINED COPPER	112731	761425	95647	830928
741121	TUB&PIPE COPP ZINC BAS ALLOYS	1565	11047	1008	9972
741122	TUB&PIPE COPP NICKLE BAS ALLY		219	2176	4329
741129	OTH TUBE&PIPE OF OTH COPP ALLY	5917	27747	175	8928
741210	COPP TUBE/PIPE FIT REF COPPER	451	17594	406	4187
741220	COPP TUBE/PIPE FIT COPP ALLOYS	3575	24211	2672	30159
741300	STANDARD WIRE,CABL PL-BAND-NEI	12883	191091	1081	54357
741510	NAIL,TACK,DRW-PIN,STAPL,S-ARTI	30	190		2603
741521	WASHERS/INCL SPRING WASH N-THR	849	3167	601	3575
741529	OTH NOT THREADED ARTI COPPER	701	6197	2284	6630
741533	OTH THRD SCREW,BOLT,NUT COPPER	262	5481	222	9035
750400	NICKEL POWDERS AND FLAKES.	597	8856	285	8587
750511	BAR,ROD,PROFILE NICKLE N-ALLOY		63		
750512	BAR,ROD,PROFILE NICKLE ALLOYED	59	358		2450
750521	WIRE OF NICKEL, NOT ALLOYED		693		1222
750522	WIRE OF NICKEL, ALLOYED	836	10905	251	14181
750610	PLAT,SHET,STRIP,FOIL NICK N-AL		1441		14030
750620	PLAT,SHET,STRIP FOIL NICK ALOY		1540	577	3702
750711	TUBE&PIPE OF NICKEL NOT ALLOYD		83		
750712	TUBE & PIPE OF NICKEL ALLOYED	2355	7410	10436	14847
760200	ALUMINIUM WASTE AND SCRAP.	660673	3651503	559557	4156777
760310	POWDER OF NON-LAMELLAR STRUCTU		8575		1674
760320	POWDER OF LAMELLAR STRU FLAKES	6489	25554	6385	33956
760410	BAR ROD PROFILE ALUM NOT ALLOY	17483	88006	4710	62495
760421	HOLLOW PROFILES OF ALUM ALLOYD	175	7181	2389	4111
760429	OTH BAR,ROD&PROFIL ALUM ALLOYD	10063	85850	9319	94696
760511	ALMU WIRE N-ALLOY MAX DIA>6MM	9266	93883		39736
760519	OTH ALUMINIUM WIRE NOT ALLOYED	9359	67883	6118	60908
760521	ALUM WIR ALLOY MAX CRS DIA>7MM	1255	5112	63	4971
760529	OTH ALUMINUM WIRE, ALLOYED	28467	122841	10599	46282
760611	RECTANGLE&SQUARE ALUM NOT ALLY	22876	136784	28054	163747
760612	RECTANGULAR/SQ ALUM MOTALLOYED	149650	982782	146332	956329
760691	OTH PL,SHET,STRL ALUM NOT ALOY	12695	79834	6093	50226
760692	OTH PL,SHET&STRIP ALUM ALLOYED	2344	76406	480	68979
760711	ALUM FOIL ROLLED N-WORK/BACKED	368542	2050586	247111	1719134
760719	OTH ALUMINIUM FOIL NOT BACKED	153538	1100467	143305	1104331
760720	ALUMINUM FOIL, BACKED	223424	953089	147967	981630
760810	TUBE, PIPE OF ALUM NOT ALLOYED	1198	14407	1476	7043
760820	TUBE, PIPE OF ALUM ALLOYED	12570	88333	11449	65086

Contd.

## 10.11 Imports by Economic Categories (Detail)

(In Thousand Rupees)

Items	Jan., 2107	From July, 2016	Jan., 2106	From July, 2015
760900 ALUM TUBE,PIPE FIT(COUP/ELBOW)	5879	12035	1852	18575
761010 DOORS,WINDOW, FRAMS,THRESHOLDS	62211	154512	677	48363
761300 ALUM CONT FOR COMP/LIQUE GAS	2080	12936	2193	20819
761410 STAND WIR,CABL PL,ALU S-CORE	28043	1232450	3	500998
780411 LEAD SHET STRIP FOIL TH>0.2MM				71
780419 OTHER , LEAD PLATES	173	772		
790310 ZINC DUST(BLUE POWDER)		15358	71	14156
790390 OTHER ;ZINC POWDER AND FLAKES		216		
790400 ZINC BARS,RODS,PLROFILE&WIRE	27	19331	160	32553
811300 CERMETS&ARTICLE INCL WAS/SCRIP		46		32
820110 SPADES AND SHOVELS	1268	47786	3736	32736
820130 MATTOCKS, PICKS, HOES & RAKES	60	201		740
820140 AXES,BILLS HOOKS&SIMI HEW TOOL	21	879		3286
820150 SECATEURS&ONE-HAND PRUNERS SHR		116		1107
820160 HEDGE SHEARS, TWO-HAND PURNING	322	1545	239	485
820190 OTH HAND TOOL AGRICUL,HORTICUL	552	2395	568	3240
820210 HAND SAWS	12918	43831	11669	38968
820220 BAND SAW BLADES	918	11029	3252	8969
820231 CIRCULAR SAW BLADE WITH STEEL	10700	47877	9884	45163
820239 OTH CIRCULAR SAW BLADE,O/MATER	17177	53374	6098	37226
820240 CHAIN SAW BLADES	3720	15867	3526	12293
820291 STRAIGHT SAW BLADES,WORK METAL	433	1704		21105
820299 OTHER SAW BLADES	8533	50981	3515	57830
820310 FILES, RASPS & SIMILAR TOOLS	8913	52330	12353	53894
820320 PILERS,PINCERS,TWEESZERS S-TOL	39374	162650	29107	144379
820330 METAL CUTTING SHEARS&SIM TOOLS	860	9535	1561	8959
820340 PIPE CUTTERS BOLD CROPPERS,ETC	4112	16121	3202	20595
820411 NON-ADJUS H-OPER SPANER,WRENCH	33362	214352	28185	196018
820412 ADJUSTABLE H-OPER SPANER,WRENC	42586	178000	17116	146531
820420 INTERCHAGEABLE SPANNER SOCKETS	8304	28846	2380	25713
820510 DRILLING,THREADING TAPPING TOL	4799	21237	2339	17155
820520 HAMMERS AND SLEDGE HAMMERS	11565	50396	5107	31310
820530 PLANES,CHISELS,GOUGE WOOD WORK	1792	6540	1812	9553
820540 SCREW DRIVERS	21411	100592	11837	77270
820551 OTHER HAND TOOLS H-HOLD N.E.S.	5051	26754	3350	19365
820559 OTH HAND TOOL(GLAZZIER DIMOND)	77357	260208	16746	185715
820560 BLOW LAMPS	51	188		113
820570 VICES, CLAMPS AND THE LIKE	10946	22841	2433	29294
820590 SETS OF ARTI.TWO/MORE,SUB-HEAD	19536	60994	767	57545
820600 TOOL TWO/MORE OF H.82.02TO.05	61092	495898	35746	90937
820713 ROCK DRILLING,EARTH BORING TOL	639	21606	162	19606
820719 OTH INC PARTS ROCK DRIL,E-BORI	149220	929028	91403	1010698
820720 DIES FOR DRAWING/EXTRUD METAL	7840	169003	40973	69098
820730 TOOL FOR PRESS, STAMPING/PUNCH	27599	156421	8969	63346
820740 TOOLS FOR TAPPING OR THREADING	2854	13251	2046	19631
820750 TOOL FOR DRILLING O/T ROCK DRL	85467	394709	22936	477113
820760 TOOLS FOR BORING OR BROACHING	1706	17394	1672	13838
820770 TOOLS FOR MILLING	1793	46050	5806	36326
820780 TOOLS FOR TURNING	5128	44370	2619	45274
820790 OTH INTERCHANGEABLE TOOLS	67002	416040	46450	329029
820810 KNIVS&CUTING BLADE METAL WORK	2339	31355	3505	27770
820820 KNIVS CUTING BLADE WOOD WORK.	3762	12451	743	16174
820830 KNIVS&CUTING BLADE KITCHEN APP	4591	27353	775	10334
820840 KNIVS&CUTING BLADE AGRI HORT	2723	25394	1608	24407
820890 OTH KNIVES CUTING BLADES F/MAC	36595	257211	42259	297312
830260 AUTOMATIC DOOR CLOSERS	19067	74243	7701	50221
831190 OTH WIRE&RODS AGGLOMTR B/METAL	16489	120471	9302	140345
840120 MACH/APPRAT,ISOTOPIC SEPRATION		2002		
840140 PARTS OF NUCLEAR REACTORS		2392	991369	3357867
840211 WATERTUBE BOIL S/PROD>45T/H	3788862	21331811	1151181	5803343

Contd.

## 10.11 Imports by Economic Categories (Detail)

(In Thousand Rupees)

Items	Jan., 2107	From July, 2016	Jan., 2106	From July, 2015	
840212	WATERTUBE BOILER S/PROD-45T/H	88155	249636	49272	261002
840219	OTH VAPOUR GENERATING BOILERS,	90256	174283	629835	2297912
840220	SUPER-HEATED WATER BOILERS	4967	4967	357580	430621
840290	PARTS OFSTEAM/OTH VAPOUR G/BOL	32625	4309999	10542	386520
840310	BOILERS	4132	49114	5062	21218
840390	PARTS CENTRAL HEATING BOILERS	58	2404	114	30632
840410	AUXILIARY PLANT FOR BOILER	24142	774855		352218
840420	CONDENSERS STEAM/VAP POW UNIT	714	108371		114032
840490	PARTS MASHINE H-8404.1000	87360	3030620	7203	162816
840510	PRODUCER WATER GAS GENERATORS	304346	669398	4966	41728
840590	PART PROD GAS WATER GENERATOR	598	23670	23046	33742
840610	TURBINES FOR MARINE PROPULSION		72121		2200
840681	OTH TURBINE OUTPUT EXCEED 40MW	3701	2018803	181332	185155
840682	O-TURBINE OUTPUT NOT EXC 40MW	2936852	13926114	1169193	2099742
840690	PARTS OF STEAM TURBINES	1030385	10966450	61896	2071151
840710	AIRCRAFT ENGINES	171594	1475275	94789	2453374
840721	MARINE PROPULSION ENGINES	14511	305945	43779	194949
840729	OT MARINE SPARK-IGN-ROTRY ENG.		555	1517	2115
840731	PISTION ENGINE CAPACITY-50CC	2079	16214	2594	16791
840732	PISTON ENG CAPACITY 50-250CC	135938	523964	80230	422909
840733	PISTON ENG CAPACITY 250-1000CC	2068	23184	3714	44620
840734	PISTON ENG CAPACITY EX1000CC	21319	213841	23504	181876
840790	OTH ENGINES	108769	462242	25301	241502
840810	MARINE PROPULSION ENG-DIESEL	440	59759		10594
840820	ENGINE FOR VEH CHAPTER-87	75781	485053	50070	301820
840890	OTH ENGINES	180084	526768	56194	434814
840910	PARTS FOR AIRCRAFT ENGINES	7525	332669	16869	65277
840991	PARTS,SPARK-IGNITON PIST ENGIN	834010	5908394	614862	3737449
840999	OTH PART,COMPRES-IGN PIST ENG	959165	5296907	559837	4281945
841011	HYD,TURBINE,WATER WHEE-1000KW		13387		114513
841012	HYD,TURBN W/WHEEL-1000-10000KW	105671	105671		82208
841013	HYD TURBINE,W/WHEEL>10,000KW	90637	787382	577560	3244456
841090	PARTS, INCLUDING REGULATORS	910679	4706015	240110	1936579
841112	TURBO-JET THRUST EXCEED25KN		13402		
841122	TURBO-PROPLER EXCEED 1100KW		1950952		82968
841181	OTH GAS TRBIN NOT EXCD 5,000KW	37482	60409		353906
841182	OTH GAS TURBIN EXCE-5,000KW	8714843	40780416	739277	1185572
841191	PARTS TURBO-JET /PROPELLERS			266	18007
841199	OTH, PARTS OF GAS TURBINES	623560	7199611	626510	4493072
841210	REACTION ENG OTH THAN TURB-JET		1083		
841221	LINEAR ACTING,HYD ENGINE&MOTOR	4941	55220	3965	14745
841229	OTH, HYDRAULIC POWER ENG&MOTOR	17972	137869	44526	289576
841231	LINERA ACT,PNEUMATIC ENG&MOTOR	6597	36391	5582	24265
841239	OTH, PNEUMATIC ENG & MOTOR	5298	46761	9318	58994
841280	OTH, ENGINES AND MOTOR	48559	51894	1335	14206
841290	PARTS OF ENGINES AND MOTOR	120876	185272	4135	578682
841311	PUMPS FOR DISPENSING FUEL/LUB	20491	335518	51176	367878
841319	O-PUMP FITTED MEASURING DEVICE	13103	309946	6047	197456
841320	HAND PUMP O/THN H-841311,19	880	6073	203	21579
841330	FUEL LUBRICATING/COOLING PUMPS	135410	2022743	26825	1050481
841340	CONCRETE PUMPS	2951	113168	36367	280228
841350	OTH POSITIVE DISPLACEMENT PUMP	100050	1245095	24102	189071
841360	OTH ROTARY PIDISPLACEMENT PUMP	16728	468935	1116	28523
841370	OTH CENTRIFUGAL PUMS	730158	6155022	283277	4757197
841381	OTH PUMS LIQUID ELEVATORS	76632	824426	53047	734381
841382	LIQUID ELEVATORS	998	15307	152	6596
841391	PART OF PUMPS	186053	1247811	148661	1098166
841392	PARTS OF LIQUID ELEVATORS PUMP		8650	3363	7546
841410	VACUUM PUMS	27430	175105	25234	141900
841420	HAND/FOOT OPERATED AIR PUMS	25920	80264	5505	43956

Contd.

## 10.11 Imports by Economic Categories (Detail)

(In Thousand Rupees)

Items	Jan., 2107	From July, 2016	Jan., 2106	From July, 2015
841430 COMPRESSOR REFRIGERATOR EQUIP	1815046	6950386	1385383	5772845
841440 AIR COMPRESSORS MOUNTED W/CHAS	72697	457317	42988	211558
841451 FANS TABLE,FLOOR,WALL,WINDOW	101634	1433759	75681	343675
841459 OTH FANS	64545	655753	75654	376535
841460 HOODS MAX-HORIZONTAL SIDE120CM	15901	129645	26135	112486
841480 OTH GAS COMPRESOR&RECYCL RODS	482621	4960972	943930	4163767
841490 PARTS AIR/VACUM PUMPS ETC.	159394	1518609	227443	1496267
841510 WINDOW/WALL TYPE AC/SPLIT SYS	265323	2071126	293232	1377330
841520 A.C.MACHINES FOR MOTOR VEHICLE	2485	26266	54129	68627
841581 A.C.MACH COMP MOTOR DRI FAN	53423	355890	6622	112914
841582 O- AC INCOR REFRIGIRATING UNT	149487	548204	31321	201728
841583 OTH A.C. MACH NOT REFRIG UNIT	75809	232041	50056	409975
841590 PARTS OF AIR CONDITION MACHINE	1191741	3507820	545281	1980763
841610 FURNACE BURNERS LIQUID FUEL	1465	16829	1049	55780
841620 OTH FURNAC BURNER INCL COMBINT	7310	71082	6847	96274
841630 MECHANICAL STOKERS GRATES ETC	58186	536402	46210	465932
841690 PART OF BURNRS OTH ART OF 7412	3353	138603	24534	159439
841710 FURNAC & OVEN F/ROAST/MELTING	451322	2406474	65295	336758
841720 BAKERY OVENS INCL BISCUIT OVEN	9028	232059	44849	156874
841780 OTHER FURNANCE AND OVENS INDUS	1097465	2085775	390816	2070746
841790 PART OF INDUSTRIAL LAB FURNACE	18580	313754	13662	178163
841810 COMBINED REFRIG-FREEZE W-DOORS	28886	205569	12753	171843
841821 REFRIGERATORS HOUSEHOLD TYPE	40145	300587	33002	312086
841829 OTH REFRIGERATOR HOUSHOLD TYP	7266	95954	13824	121354
841830 FREEZERS OF CHEST TYPE		33281	235	13084
841840 FREEZERS OF THE UPRIGHT TYPE	7813	32539	4745	95816
841850 O-FURNI-STORAGE,DISPLY FRZ EQU	5129	119308	7939	218383
841861 OTH REFRIG FREZ EQPT HEAT PUMP	20423	24223		9526
841869 OTH REFRIG FREZ EQUIP HEAT PUMP	197482	1727331	268727	1887201
841891 FURNITURE REFRIG FREEZING EQPT		6658		13151
841899 OTH PARTS REFREGERATING EQUIPT	842551	2466933	187960	1469102
841911 INSTANT GAS WATER HEATERS	7910	365026	10805	305584
841919 OTH INSTANT STRONGWATER HETER	7917	70171	2199	71027
841920 MEDICAL SURGICAL LAB STERILISE	29759	276871	6654	156834
841931 DRYERS AGRICULTUL PRODUCTS	481	12197		37876
841932 DRYERS WOOD PAPER PULP P/BOARD		30243	4674	11509
841939 OTHER DRYERS	69992	763693	40958	537385
841940 DISTILLING RECTIFYING PLANT	791	147188	462	41947
841950 HEAT EXCHANGE UNITS	187790	1477982	61753	353298
841960 MACHINERY LIQUIFY AIR O/GASES	100445	495110	25269	70144
841981 OTH MACH PLANT EQPT HOT/COL FD	27461	330111	107375	316706
841989 OTH MACHINERY PLANT AND EQPT	536702	8391779	682999	7028611
841990 PARTS MACH PLANT LAB EQUIP ETC.	574759	4407451	38275	495282
842010 CALENDERING OTH ROLL MACHINES	54166	151913	534	33275
842091 CYLINDER(FOR CALENDERING MACH)	554	6448	546	7570
842099 OTH PART OF CALENDER MACHINE	11246	52486	18494	53226
842111 CREAM SEPARATORS		4358		10795
842112 CLOTHES-DRYERS	942	9231	692	6001
842119 OTH CENTRIFUGES INCLUDING DRYR	194368	1994807	133847	617889
842121 FILTERING PURIFY MACH&APARATUS	441123	5386062	495211	2427659
842122 FILTERING MACH FOR BEVERAGES	264	37843	1584	89166
842123 OIL&PETROL-FILTER INT.COMBSN	46823	306485	27018	241293
842129 OTH FILTER MACHS APPARATUS NES	214815	1393409	64579	516371
842131 INTAKE AIR FILTER COMBTION ENG	47152	531033	740317	1105121
842139 OTH FILTERING PURIFY MACH/APPA	214731	3591338	345322	1558054
842191 PARTS CENTRIFUGES INCL DRYER	72246	484187	33880	412187
842199 PARTS OF FILTERING PURIFY MACH	231301	2492450	49255	343182
842211 DISH WASHING MACHINE HOUSEHOLD	1022	10459	885	3599
842219 OTHER DISH WASHING MACHINE	772	3912	510	6543
842220 MACH CLEANING/DRYING BOTTLE	2525	168480	2843	39867

Contd.

## 10.11 Imports by Economic Categories (Detail)

(In Thousand Rupees)

Items	Jan., 2107	From July, 2016	Jan., 2106	From July, 2015
842230 MACH FILLING/CLOSING BOTTLES	301393	3244852	1434103	4876912
842240 OTH PACKING WRAPPING MACHINE	603325	2204603	426786	1811509
842290 PARTS MACH FIL/CLEAN WRAP PACK	732012	1489692	192979	1264493
842310 PERSONAL WEIGHING MACHINES	11382	114475	1085	32334
842320 SCALES FOR CONT WEIGHING GOODS	641	13840	6707	44341
842330 CONSTANT WEIGHT SCALES/HOPER	45680	64147	38228	172643
842381 OTH WEIGHT MACHINERY-30KG	1722	65333	861	16651
842382 OTH WEIGHT MACH CAP-30-5000KG	110055	324133	21010	272012
842389 OTH WEIGHING MACHINERY	1432371	1561886	71789	126529
842390 WEIGHT MACH WTS ALL KINDS&PART	22765	135919	5055	75153
842410 FIRE EXTINGUISHERS W/N CHARGED	65549	860867	53468	254621
842420 SPRAY GUNS&SIMILAR APPLIANCES	140339	433802	16147	98689
842430 STEAM,SAND BLAST,JET PROJ MACH	4073	33496	18039	35112
842481 AGRICULTURAL OR HORTICULTURAL	55496	228775	20315	176346
842489 OTH APPL PROJ/DISPERS/SPRY LQD	203959	829993	14333	86646
842490 PART MECH APPLIANCE SPRAY ETC.	28323	424209	19136	169035
842511 PULLEY TACKLE HOISTS POWER	23177	248638	11266	138789
842519 O-PULLY/HOISTS/WINCH/CAPSTANS	17436	362323	69288	205755
842531 WINCH CAPSTAN POWER E/MOT	12186	44245	2066	18448
842539 WINCHES CAPSTAN	3764	93331	10343	38474
842541 JACKS,HOISTS-RAISING VEHICLES	4742	28467	3898	18226
842542 OTH JACKS AND HOISTS HYDRAULIC	53497	422824	32209	208443
842549 OTH MECHANICAL HANDING EQUIPMT	3696	14296	652	8259
842611 OVERHEAD-TRAVELING CRAN F-SUPO	72248	499684	1857	351301
842612 MOBILE LIFTING FRAME ON TYRES	46257	88970	1470	184905
842619 OTH O/HEAD TRAVEL/TRNSPOT CRAN	4287327	4838589	84448	5236252
842620 TOWER CRANES	189460	518808	17220	819203
842630 PORTAL OR PEDESTAL JIB CRANES	35535	63304	47	61940
842641 O-MACHINERY SELF PROP ON TYRES	75204	256551	8780	357292
842649 OTH MACHINERY SELF PROPELLED	219818	1806922	70924	5522332
842691 O-MACH DESIGED MOUNT ROAD VEH		13269	129	18258
842699 OTH MACHINERY NOTSELF PROPELED		69		725398
842710 SELF PROPELL TRUCK WITH EL MOT	32913	309286	13264	274613
842720 OTHER SELF-PROPELLED TRUCKS	141767	1049245	109673	630437
842790 OTH WORK TRUCK LIFT/HAND EQUIP	7335	101276	6900	173206
842810 LIFTS AND SKIP HOISTS	140727	1027849	146601	977040
842820 PNEUMATIC ELEVATORS&CONVEYORS	69039	131570	857	76423
842831 ELEVATOR/CONVEYOR,UN/GROND USE	4025	6489		43804
842832 OTH ELEVATOR/CONVEYOR BUKT TYP	7073	39569		2536
842833 OTH ELEVATOR/CONVEYOR BLT TYPE	1174075	6257105	1936	162871
842839 OTH CONT ACTELEVATOR,CONVEYOR	743121	4878417	80545	666718
842840 ESCALATORS & MOVING WALKWAYS	12200	252476	20652	385966
842860 TELEFERICS CHAIR-LIFT,F/FURNIC	2567	10071	173	6852
842890 OTH MACHINERY LIFT/HANDLE ETC.	132598	3050246	19209	758392
842911 TRACK LAYING BULDOZER/ANGLDOZR	113554	723454	6551	354842
842919 BULDOZRS/ANGLEDRO/TRACK LAYING	72821	1038527	11126	261002
842920 GRADERS AND LEVELLERS	424751	2113243	14603	164761
842930 SCRAPERS	2	134		
842940 TAMPING MACHINE & ROAD ROLLERS	483527	3229858	56807	443869
842951 FRONT-END SHOVEL LOADERS	622795	3329127	196988	1155780
842952 MACHINERY 360 REVOLVG S/STRUTE	192818	679342	1602	149417
842959 OTH MECHANICAL SHOVALS EXCAVOR	1247168	12084959	712451	4438667
843010 PILE-DRIVERS /EXTRACTORS	56173	94342	2083	55608
843020 SNOW-PLOUGHS AND BLOWERS			25427	25630
843031 SELF-PROP COAL ROCK CUTTER		145120		32264
843039 OTH SELFPROP COAL/ ROCK CUTTER	764	29654	96	18872
843041 OTH BORS SINK MACH SELF-PROPEL	17358	588803		94535
843049 OTH BOR/SINK MACH NOT SELFPROP	454484	2622070	351980	7129665
843050 OTH MACHINERY SELFPROPELLED		30483	214	178221
843061 TAMP COMPACT MACH NOT SELFPROP	16671	72711	6769	21085

Contd.

## 10.11 Imports by Economic Categories (Detail)

(In Thousand Rupees)

Items	Jan., 2107	From July, 2016	Jan., 2106	From July, 2015	
843069	OTH MACHINERY NOTSELF-PROPELED	23627	91319	995	104763
843110	PARTS MACHINERY HEADING 84.25	3076	32620	823	8318
843120	PARTS MACHINERY HEADING 84.27	18971	90100	10966	53826
843131	PARTS OF LIFT SKIPHOIST&ESCALT	86859	438065	30674	226084
843139	OTH PARTSLIFT/HANDLE/LOAD MACH	36541	454659	55200	470825
843141	BUCKETS SHOVELS GRABS & GRIPS	32764	66601	9035	44184
843142	BULDOZER OR ANGLEDOZER BLADES	125	6482		6180
843143	PARTS BOR/SINK MACHINERY	393648	1917218	241398	2359302
843149	PART MACH HEAD 84.26.84.29-30	424105	1675255	430413	1615944
843210	PLOUGHS		254	8185	100400
843221	DISC HARROWS,SCARIFIERS,CULTI	2012	17024	3676	67379
843229	OTH HAROW SCARIFIER WEDER&HOS	1031	6420	3536	12530
843230	SEEDERS PLANERS & TRANSPLANTER	4632	7561	64	1373
843240	MANURE SPREADER&FERTILISER DIS		384	123	257
843280	OTH AGR HERTI, FORESTRY MACHRY	11913	156337	342	6186
843290	PARTS AGR HERTICULTURAL MACHIN	7491	135847		27518
843311	LAWN MOVER PARKS/SPORTS GROUD	1125	4073	97	3498
843319	OTH MOVER LAWN PARKS SPORTGOOD	1006	5355	548	5751
843320	OTH MOWERS INCLUDING CUTER BAR	844	2941	2202	11388
843330	OTH HAYMAKING MACHINERY	525	2060	141	2959
843340	STRAW BALER INCL PICK-UP BALER	2540	80928	6768	46402
843351	COMBINE HARVESTER-THRESHERS	66736	812304	118446	1129334
843352	OTH THRESHING MACHINERY		15691	148	2263
843353	ROOT/TUBER HARVESTING MACHINES		1753	1454	5601
843359	OTH HARVESTING MACHINES	45770	125752	29658	103885
843360	MACH CLEAN SORT EGG FRUT AGPRO		84788		1040
843390	PARTS MACH CLEAN/SORT EGG ETC	4738	43526	4732	49774
843410	MILKING MACHINES	6704	15444	276	17625
843420	DAIRY MACHINERY	1286	102427	36161	66891
843490	PART MILKING/DAIRY MACHINERY	10348	65617	1814	35449
843510	MACHINERY (PRESSES,CRUSHES)	136	20449	209	2261
843590	PART OF JUICE EXTRACTING MACHI	239	10495	7	1828
843610	MACHRY PREP ANIMAL FEED STUFS	109582	439247	84032	658291
843621	POULTRY INCUBATORS & BROODERS	3265	100524	13807	70305
843629	OTH POULTRY KEEPING MACHINERY	60483	517076	90376	907978
843680	OTH MACHINERY	9674	70855		25063
843691	PARTS POULTRY KEEP MACH BRODER	16437	79673	2161	20261
843699	OTH PART OF AGR/HORT MACHINER	10745	96148	46122	178856
843710	MACH CLEAN SORT GRAD GRAIN/VEG	57666	789519	85926	556167
843780	OTH MACHINERY	13494	580721	35876	241991
843790	PARTS MACHINE USE MILLINDUSTRY	47065	280361	56794	321081
843810	BAKERY MACH MFG MACARONI SPGTI	381127	1603991	29393	665126
843820	MACH MANU CONFECTIONERY COCA	2081	407710	29511	314767
843830	MACHINERY SUGAR MANUFACTURE	7574	16629	937	29784
843850	MACH PREPARATION MEAT/POULTRY	13564	180648	14098	455705
843860	MACH PREP OF FRUITS/NUTS/VEG.	1995	32061	23258	84383
843880	OTHER MACHINERY	84722	400897	2478	156881
843890	PARTS MACH/ND MFG FOOD DRINK	14939	235316	33191	563381
843910	MACHINERY M/PULP FIBROUS MATAL		14468	1451	44076
843920	MACHINERY MAKE PAPER P/BOARD	21381	85401	83487	144435
843930	MACHINERY FINISH PAPER P/BOARD	68408	100009	7143	135699
843991	PARTS MACHIN PULP FIBROSMATERL	1414	14299	2894	33090
843999	OTH PARTS MACHIN PAPER P/BOAD	120472	292866	54433	242348
844010	BOOK-BIND&BOOK-SEWING MACHIN	10874	23968	8655	64686
844090	PARTS BOOK BINDING MACHINERY	51	1211		61
844110	CUTTING MACHINES	86285	725197	56309	546112
844120	MACH MAKE BAGS SACKS/ENVELOP	121089	128441		9535
844130	MACHI MAKE CARTONS BOX TUBEETC	47021	168073	50624	101732
844140	MACH MOULDING ARTICLE P/P,PULP	12116	71695	50261	193160
844180	OTH MACH FOR MAKING P&P/BOARD	5237	70313	17129	64125

Contd.



## 10.11 Imports by Economic Categories (Detail)

(In Thousand Rupees)

Items	Jan., 2107	From July, 2016	Jan., 2106	From July, 2015
844190 PART MAC H-8441.1000,8441.4000	36207	118982	5262	78077
844230 PRINTING MACH, APATUS&EQUIPMEN	24146	82174	47306	109271
844240 PARTS OF THE FOREGOING MACH	886	12783	338	9414
844250 PLATE ,CYLINDER/PRINT COMPONE	3974	81148	6853	125827
844311 OFF SET PRINT MACHIN REELFED	9412	77797	24476	144456
844312 SHEET FED,OFFICE TYPE S-22&36	4197	42930	4079	25609
844313 OTH OFFSET PRINTING MACHINERY	404334	771022	193897	550585
844314 LETTERPRESS PRI-MACH REEL FED	5176	15457		1598
844315 LT-PRESS P-MACH O/T R-FED,FLEX				28113
844316 FLEXOGRAPHIC PRINTING MACHIN	12237	469636	18721	143588
844317 GRAVURE PRINTING MACHINERY	26371	218005	23743	614212
844319 HOT STAMPING MACHINES	265342	1794687	141200	778709
844331 MACH PERFORM TWO OR MORE FUNCT	39058	276180	57625	298872
844332 PRINTER CONNECT TO AUTOMA DPM	132390	1006603	201499	1014806
844339 O-MACH REPRODUC ORIGINAL IMAGE	94048	668387	66458	619791
844391 PART/ACCE PRINTING MACH H-8442	18411	183496	18063	238167
844399 PARTS /ACCE OTH PRINTING MACH	79033	596161	76290	609540
844400 MAC EXTRUD CUT M-MADE TEX-MATE		77765	610	99833
844511 CARDING MACHINES	259231	1733336	108698	1378427
844512 COMBING MACHINES	74255	216752	52384	107083
844513 DRAWING /ROVING MACHINES	219175	1008459	57832	685728
844519 OTH MACH TEXTURE FIBRE ETC	139131	765745	117970	924751
844520 TEXTING SPINNING MACHINES	1022197	4564228	236320	1980358
844530 TEXTILE DOUBLING OR TWIST MACH	22890	192285	48811	313594
844540 TEXTILE WINDING MACHINE	183286	1782031	51464	1880725
844590 OTH MACH, TEXTILE FIBRE	551819	1960132	166918	996170
844610 WEAVING MACH FAB WD-NOT>30CM	10293	16891		2830
844621 POWER LOOM WEAV FAB EXCED 30CM				2979
844629 OTH WEAVING MACHINES(LOOMS)	77505	1076333	66491	587960
844630 WEAV MACH FAB >30CM SHUTLES	571931	6060931	250722	3589152
844711 CIRCULAR KNITTING MACHINE	39902	371151	15657	127412
844712 CIRCULAR KNIT MACH DIA>165MM	14922	241894	14474	150190
844720 FLAT KNIT MACH STITCH-BONDING	18568	174942	23354	279275
844790 OTH MACH GIMPED YARN TULE LACE	522699	2459106	596647	4438597
844811 DOBBIES JACQUARD COPY ETC MACH	7378	208579		60388
844819 OTH AUXILARY MACHIN HD84.44-47	161851	1082421	82947	711379
844820 PARTS&ACCESSORIES MACH H-84.44	8659	71759	3685	73132
844831 CARD CLOTHING	96341	632102	158409	719680
844832 PART ACCEORY MACH TEXT FIBRE	2449	35364	2903	65717
844833 SPINDLE SPIND FLYER S/IN RING	117562	678986	60681	646789
844839 OTH PARTS&ACCESSORIES 84.45	156315	998937	161198	938867
844842 REEDS FOR LOOMS HEALDS&H/FRAM	40445	171242	40782	211882
844849 OTH PART ACCESSORIES WEAV MACH	47025	372482	45596	322194
844851 SINKERS NEEDLES & OTH ARTICLES	27310	230450	30200	227856
844859 PART ACCESSORY MACH HEAD 84.47	35406	228443	43084	285077
844900 MACH MFG FINISH NON WOVENS	2216	86965	18242	91508
845011 WASHING MACH FUL-AUTO NOT>10KG	60048	463059	54014	329258
845012 O-MACH BUILT-CENTRIFUGAL DRIER	6898	75796	5828	103082
845019 O-MACH DRY LINE CAPA -NOT>10KG	5503	37240	8900	37190
845020 MACHINE DRY LINE CAP EXCE10KG	445	20188	35207	53986
845090 PARTS FOR H/HOLD WASH MACHINE	10410	107417	12218	136526
845110 DRY-CLEANING MACHINES	30841	179505	139	4882
845121 DRY MACH OF DRYLINEN CAP<10KG			235	246
845129 OTH DRYING MACHINES	17810	276719	19947	242671
845130 IRONING MACHINES & PRESSES	6522	70880	19951	88068
845140 WASHING BLEACH DYE MACHINES	93654	1101645	268352	2427684
845150 REELING UNREEL FOLDING ETC MAC	35763	183378	31277	156756
845180 OTH MACHINERY	385141	2752671	483901	2614723
845190 PARTS FOR DRY CLEAN/DYING MACH	44677	232741	24616	202582
845210 SEWING MACHINE HOUSEHOLD TYPE	21403	111097	4663	48674

Contd.

## 10.11 Imports by Economic Categories (Detail)

(In Thousand Rupees)

Items	Jan., 2107	From July, 2016	Jan., 2106	From July, 2015
845221 AUTOMATIC UNITS SEWING MACHINE	27988	136592	3414	71615
845229 OTH SWING MACHINES	337008	1739603	293729	1443649
845230 SEWING MACHINE NEEDLES	10255	74666	9589	51949
845290 OTHER PARTS OF SEWING MACHINE	41023	185719	23591	160078
845310 MACH PREP, TANN HIDE, SKIN LEAT	10072	164331	6557	149852
845320 MACH MAKING/REPARING FOOTWEAR	37850	175870	23266	130879
845380 OTH MACH REPAR H-SKINS/LEATHER	1277	7360	41295	87468
845390 PARTS OF MACH TANNING, FOOTWEAR	8214	64211	4941	62014
845410 CONVERTERS	73	3185	124	11113
845420 INGOT MOULDS & LADLES		3244	613	4511
845430 CASTING MACHINES	30537	335695	41348	221823
845490 PARTS OF CONVERTERS LADLES ETC	14977	90980	14117	72014
845510 TUBE MILLS		18807	10262	496078
845521 HOT/COMBIN HOT&COLD ROLING MIL	588434	1534097	15756	241180
845522 COLD, ROLLING MILLS	6664	42894	32053	280385
845530 ROLLS FOR ROLLING MILLS	88234	274305	7570	205017
845590 OTH PARTS METAL ROLLING MILLS	27179	180998	30676	62415
845610 MACH TOOL WORKING BY LSER ETC	17653	229438	15707	75481
845620 MACH OPERATED ULTRASONIC PROCE		3094	204	3049
845630 MA-TOOL OPER ELECTRO DISCHARGE	5142	59501	6098	40530
845690 O-MAC TOOL FOR REMOVAL OF MAT	6300	38035	2557	33532
845710 MACHING CENT FOR WORKING METAL	35788	204141	65169	277397
845730 MULTI-STATION TRANSFER MACH		13732	3251	8024
845811 HORIZONT LATH NUMERICL CONTROL	31518	254787	19189	132092
845819 OTHER, HORIZONTAL LATHES	15539	141564	20564	70049
845891 OTH LATHES NUMERICALLY CONTROL	3207	198109	71271	96400
845899 OTH LATHES FOR REMOVING METALS	7315	84310	1564	35075
845910 WAY TYPE UNIT HEAD MACHINES	958	5613	849	3511
845921 OTH DRILL MACH NUMERICAL CONT	85	3723	6676	9198
845929 OTHER DRILLING MACHINES	23097	129033	14023	116463
845931 OTH BOR/DRIL MACH NUMERI CONTR		20854		3980
845939 OTHER BOARING-MILLING MACHINES	1165	26564		29685
845940 OTHER BORING MACHINES	8545	159965	6616	24441
845951 MILLING MACH KNEE TYPE N.CONTR	1764	6128	5215	10899
845959 MILL MACH W TRAVERSER =<300MM	14132	50500	1941	39121
845961 OTH MILLING MACH NUMERCAL CONT	467	7870		15214
845969 OTHER MILLING MACHINES	5603	95723	16299	60773
845970 OTH THREAD/TAPPING MACH	1940	20785	4901	44212
846011 F.SURFACE GRIND MACH NUM CONTR		6245		1771
846019 OTH F.SURF GRIND MAC AXIS0.01M	7745	38145	1869	35493
846021 OTH GRIND MACH NUMERICAL CONTR		41579		
846029 OTH GRIND MACH AXIS 0.01MM	8157	16600	780	10678
846039 OTH SHARPENING MACH-TOOL	2099	5433	10133	20532
846040 HONING OR LAPPING MACHINES	7058	17939		9987
846090 OTHER MACHINE TOOLS	10081	96501	2178	63544
846120 SHAPPING OR SLOTTING MACHINES	2017	83623	7858	31614
846130 BROACHING MACHINES		20054	7524	7939
846140 GEAR CUTTING, GRIND/FINISH MACH	8421	30408	8787	49736
846150 SAWING OR CUTTING-OFF MACHINES	32114	165672	19948	182505
846190 OTH MACH TOOL FOR METAL WORK	8716	53425	7554	33447
846210 FORGING/DIE-STAMP MACH&HAMMERS	65720	91220	31268	83653
846221 BEND, FOLD, ETC MACH NUM CONTROL	5730	54632	3232	34979
846229 OTH BENDING, FOLDING MACH	20002	191310	7093	79009
846231 SHEARING MACH NUMERICAL CONTRO		12191	54345	71317
846239 OTH SHEARING MACH	11880	82445	4476	53529
846241 PUNCH/NOTCH MACH NUM CONTROL	2882	18114		15501
846249 OTH PUNCHING/NOTCHING MACH	21959	97439	31101	137194
846291 HYDRAULIC PRESSES	864063	1009701	4531	172549
846299 OTH PRESSES FOR WORK METAL	110418	365363	9942	49544
846310 DRAW-BENCH FOR BARS, TUBES WIRE	3635	54388		106033

Contd.

## 10.11 Imports by Economic Categories (Detail)

(In Thousand Rupees)

Items	Jan., 2107	From July, 2016	Jan., 2106	From July, 2015
846320	THREAD ROLLING MACHINES	3110	21004	14162
846330	MACHINES FOR WORKING WIRE	8079	34656	13091
846390	OTH MACH TOOL WORKING METALS	15520	76238	8432
846410	SAWING MACHINES	56	12433	534
846420	GRINDING OR POLISHING MACHINES	6636	45467	4771
846490	OTH MACH TOOL WORK STONE/CER/C	21349	62703	1650
846510	MACHINE FOR MECHANIC OPERATION	87	6941	2305
846591	SAWING MACHINES	739	17347	1138
846592	PLANING,MILLING, MOULD MACH	1472	14341	953
846593	GRINDING SANDING POLISHING MAC	124	18250	6207
846594	BENDING OR ASSEMBLING MACHINES	5903	90202	734
846595	DRILLING OR MORTICING MACHINES		783	988
846596	SPLITTING SLICING PARING MACH	5466	22208	
846599	OTH MACH TOOL FOR WOOD CORKETC	9044	87320	43627
846610	TOOL HOLDER SELF OPEN DIEHEAD	7218	42924	10172
846620	WORK HOLDERS	680	13234	7224
846630	DIVIDING HEAD & ATTACH M-TOOL		10502	1424
846691	OTH PART FOR MA-TOOL H.84.64	240	15247	5283
846692	OTH PART FOR MA-TOOL H.84.65	5571	39236	6959
846693	PART/ACCES MACH TOOL PLAN ETC	53856	174975	8159
846694	PART/ACCES MACH TOOL FOLD ETC	12441	93109	23735
846711	PNEUMATIC ROTARY TYPE TOOLS	524	9322	1444
846719	OTH PNEUMATIC TOOLS FOR WORK	5281	36297	674
846721	DRILL W ELEC MOTOR OF ALL KIND	32726	145484	13586
846722	SAWS SELF CONTAINED ELE-MOTOR	3661	19021	1117
846729	OTH TOOL WITH ELECTRIC MOTOR	62676	360379	71669
846781	CHAIN SAWS	9720	34025	5937
846789	OTH TOOL WORKING IN HAND	16689	73125	12842
846791	PARTS OF CHAIN SAWS	3076	12203	3174
846792	PARTS OF PNEUMATIC TOOLS	2226	18529	10637
846799	OTH PART TOOL WOR IN THE HAND	11085	90416	116402
846810	HAND HELD BLOW PIPES	40	887	4
846820	OTH GAS-OPERATED MACH APPARATU	1089	6448	1510
846880	OTH MACH FOR SOLDER,BRAZING	4103	40156	644
846890	PARTS FOR SOLDERING,BRAZIN MAC	4337	31212	3753
846900	TYPEWRITER;WORD PROCESS MACH		601	
847010	ELEC CALCULATOR,DATA REC MAC	27378	117422	26519
847021	CALC. MACH W PRINT DEVICE			6
847029	OTH ELECTRO CALCULATING MACHIN	124	762	414
847030	OTHER CALCULATING MACHINES	11	397	
847050	CASH REGISTERS	41466	101924	2777
847090	OTH POSTAGE,TICKET ISSUE MACH	13241	115238	1409
847130	PORTABLE AUTOMATIC DP MACHINE	1712274	15966855	812931
847141	OTH AUTOMATIC DATA PRO MACHINE	19032	683158	17968
847149	OTH PRESENTED IN FORM SYSTEMS	307	1819993	36930
847150	PROCESSI UNIT O/T,H-8471.41,49	453408	2529864	342386
847160	INPUT,OUTPUT UNIT IN S-HOUSING	158630	1043388	39245
847170	STORAGE UNITS	162939	763276	121764
847180	OTH UNITS OF AUTO DAT PRO MACH	13677	65945	6326
847190	OTH LAN,BRIDGES,HUBS EXCL SWIT	52425	302969	293112
847210	DUPLICATING MACHINES	465	3579	395
847230	SORTING/FOLDING/AFFIXING MACH		11900	29
847290	OTHER, OFFICE MACHINES	283484	2496979	331836
847310	PARTS/ACCESS OF MACH H-84.69	367	5433	
847321	PART CALC MACH H-8470.10.21.29			41
847329	OTH PARTS OF MACH H-84.70	5263	15149	7814
847330	PARTS/ACCESS OF MACHINE 84.71	65127	616144	130070
847340	PARTS/ACCESS MACHINE HEAD84.72	20951	119251	15627
847350	PARTS/ACCESS MAC HD84.69-84.72	4591	13734	1283
847410	SORTING/SCREENING/WASHING MACH	60657	693686	1941

Contd.

## 10.11 Imports by Economic Categories (Detail)

(In Thousand Rupees)

Items	Jan., 2107	From July, 2016	Jan., 2106	From July, 2015	
847420	CRUSHING OR GRINDING MACHINES	4632173	7085094	31582	563296
847431	CONCRETE OR MORTAR MIXERS	149844	1453480	62210	530558
847432	MACH FOR MIXING MINERAL&BITUME	91455	217393	27446	183582
847439	OTH MACH FOR MIXING MINERALS	152624	1857810		19168
847480	OTHER MACHINERY	83617	3620064	55664	560741
847490	PART OF SORTING,SCREENING MACH	292012	1713265	168798	1270524
847510	MACH FOR MAKING ELEC LAMP/TUBE	6955	7342		33594
847521	MACH FOR MAKING OPTICAL FIBRE		1922		10
847529	OTH GLASS WORKING MACHINES	89859	470942		85789
847590	PARTS OF MACHINES H-NO.84.75	6238	76364	973	16921
847621	BEVERAGE/VENDING MA W REFRIG	167	611		4960
847629	OTH,AUTOMA BEVERG-VENDING MACH		6601		257
847681	OTH MACH HEATING/REFRIG,DEVICE		7376		235
847689	OTH MACH INCL MONEY CHANG MACH	3512	4135	542	645
847690	PARTS OF MACH HEADING 84.76	1085	1679	3205	5246
847710	INJECTION-MOULDING MACHINES	522475	2437581	421912	1808932
847720	EXTRUDERS	371037	886659	16238	282031
847730	BLOW MOULDING MACHINES	41381	570545	40589	507172
847740	VACCUM MOLDING/THERMOFORM MACH	30532	257012	27314	80505
847751	MACH MOULD PNEUMATIC TYRE,TUBE		304861	18235	130242
847759	OTH MACH FOR MOLDING/FORMING	72435	90054	10533	23951
847780	OTH MACH FOR WORKING RUB/PLAST	187611	2142407	458558	2547537
847790	PARTS OF MACH,WORKING RUB/PLAS	129602	541687	124519	473869
847810	MACH FOR REPARING TOBACCO		42321	63633	266011
847890	PARTS OF MACHINES OF H-84.78	13810	149988	36207	393153
847910	MACH FOR PUBLIC WORKS,BUILDING	91168	451293	34592	383943
847920	MACH FOR EXTRACT/PREP FATS/OIL	139594	218081		406466
847930	PRESS PARTICAL/FIBRE BOARD ETC	8354	113502	264868	798575
847940	ROPE OR CABLE MAKING MACHINES	2443	116298	13269	306972
847950	INDUSTRIAL ROBOTS(N.E.S.)	7988	15054		6146
847960	EVAPORATIVE AIR COOLERS	25488	468486	49061	232768
847971	PASSE BOARD BRIDGE,AIRPORT USE		3296359		
847979	OTH PASSENGER BOARDING BRIDGES		9780	935	1718
847981	MA FOR TREATING METAL/FLE WIRE	24064	333542	482	91172
847982	MIX/KNEAD/CRUSH/GRIND ETC MACH	140829	667393	124316	721263
847989	OTH APPLI IDIVIL FUNCTIO MACH	844747	3846107	331507	2386403
847990	PART OF MA H- 8479.20.60.82.84	157919	604645	417990	995072
848010	MOULDING BOXES FOR MET FOUNDRY	20988	33411	4276	22902
848020	MOULD BASES	5104	57493	628	26337
848030	MOULDING PATTERNS		3479	793	2042
848041	INJECTION OR COMPRESSION TYPES	10899	68472	8235	41321
848049	OTH, MOULDS FOR METAL/CARBIDES	16971	271038	38597	228776
848050	MOLULDS FOR GLASS	5775	52956	17380	46131
848060	MOULDS FOR MINERAL MATERIALS.	10642	645629	92631	153023
848071	INJECTION OR COMPRESSION TYPES	133212	987941	132133	385251
848079	OTH MOULDS FOR RUBBER/PLASTICS	168975	1112795	348057	1100683
848110	PRESSURE-REDUCING VALVES	80336	1953155	250977	1098738
848120	VALVES,OLEOHD/PNEUMATIC TRANS	22497	98055	15978	170781
848130	CHECK (NONRETURN) VALVES	124361	937398	91650	674627
848140	SAFETY OR RELIEF VALVES	50277	633238	44154	413527
848180	OTH APPLIANCE(TAP,COCKS,VAL)	770002	8337622	965516	5671441
848190	PARTS OF APPLICANCE H-NO.84.81	78802	819970	130602	810408
848210	BALL BEARINGS.	613456	3110705	370722	2587332
848220	TAPERD ROLLER BEARING INC CONE	66366	431439	65073	453676
848230	SPHERICAL ROLLER BEARINGS	37189	199459	18658	232268
848240	NEEDLE ROLLER BEARINGS	13598	68537	10850	49583
848250	OTH CYCLINRICAL ROLLER BEARING	11040	134641	17593	128294
848280	OTH COMBINED BALL/ROLLER BEAR	62404	396797	29874	271106
848291	BALLS, NEEDLES/ROLLERS PARTS	17219	112924	9345	90109
848299	OTH PARTS OF BALL/ROLLER BEAR	36565	179651	20371	139760

Contd.

## 10.11 Imports by Economic Categories (Detail)

(In Thousand Rupees)

Items	Jan., 2107	From July, 2016	Jan., 2106	From July, 2015
848310 TRANSMISSION/CRANKS/SHAFTS.CAM	284118	1884037	232510	1542013
848320 BEARING HOUSING-BALL/ROLR BEAR	11025	64505	7248	78881
848330 BEARING HOUSING NOT INCOR BEAR	154798	1138742	133296	1008265
848340 GEAR,CHAIN SPOK,GEAR BOXES ETC	269283	2300681	252390	1785032
848350 FLYWHEL/PULEY INCL PULEY BLOCK	13818	300788	9147	79226
848360 CLUTCHES AND SHAFT COUPLING	121126	567075	131543	622828
848390 PARTS OF HEADING 84.83	44356	290306	60381	321965
848410 GASKET&SIMILAR JOINT OF MATALS	78158	580214	48359	436975
848420 MECHANICAL SEALS	54861	444259	49361	337704
848490 OTH GASKET&SIMI JOINT DISSIMIL	60675	572277	67718	491191
848610 MACH FOR MANUF BOULES / WAFERS		10		
848620 MAC FOR MANUF S-COND,I-CIRCUIT		118		808
848630 MACH FOR MANUF FLAT PANEL DISP	14	14		556
848640 MACH FOR MANU OF I-CIRCUIT,NES			197	17409
848690 PARTS&ACCE OF MACH MANU S-COND	457	1556		1105
848710 SHIPS/BOATS,PROPELLERS&BLADES		23150		36220
848790 O-PARTS&ACCE NOT CON ELE-CONNE	33593	254615	37584	228818
850110 ELEC MOTOR OUTPUT NOT>37.5.WAT	102932	621621	70151	341984
850120 UNIVERSAL AC/DC MOTOR >37.5 W	93764	496622	30916	228146
850131 OTH DC MOTOR/GEN 0-P=750 WATT	22932	103011	23498	150679
850132 O-DC MOTOR/GEN 0-P-750W-75KW	5956	37561	7983	40317
850133 OTH DC MOTO/GEN 0-P-75KW-375KW	2252	47048	1789	31197
850134 OTH DC MOTOR/GEN OUTPUT >375KW	275	36989	3107	31700
850140 OTH AC MOTORS,SINGLE-PHASE	244146	924475	171115	681874
850151 OTHER AC MOTORS MULTI-PHASE	36835	257339	35507	267618
850152 AC MOTORS,OUTPUT-750W-75KW	137056	1042430	155645	1022482
850153 AC MOTORS,OUTPUT>75KW	81406	642052	63703	566666
850161 AC GENERATORS OUTPUT NOT>75KVA	49749	330081	81875	404098
850162 AC GENERATORS OUTPUT-75-375KVA	15464	130063	16190	108001
850163 AC GENERATOR 0-P-375KVA-750KVA	8403	37497		2960
850164 AC GENERATORS OUTPUT >750 KVA	1453	390156	845	368942
850211 EL GNERATOR (DIESEL)0-P>75 KVA	348722	2612280	301689	2402255
850212 GENER SET(DIESEL)OP- 75-375KVA	121288	1768989	138953	1097377
850213 GENER SET(DIES ENG)OP>375KVA	734387	4148689	10423053	12561866
850220 GENER SET(SP-ING ENG)OP>375KVA	571344	1918882	47639	2226335
850231 GENERATING SETS,WIND POWERED	73988	24448868	2487167	27859820
850239 OTHER GENERATING SETS	4784450	27651361	1305600	11043855
850240 ELECTRIC ROTARY CONVERTERS.	2860	6947		
850300 PARTS FOR MACHIN H-85.01/85.02	408965	8917417	480787	2627471
850410 BALLAST FOR DISCHARG LAMP/TUBE	7461	102162	20551	88485
850421 LIQUID DIELECRIC FORMERS	429402	532967	265	43168
850422 LIQ D-E T/FORMER-650-10000KVA	10565	47638	1140	226954
850423 LIQ DI-ELE T/FORMER >10000KVA	1845521	7157227	1036480	1878019
850431 OTH TRANSFORMER-PHC-NOT>1 KVA	53754	598163	112841	574771
850432 OTH TRANSFORMER-PHC-1KVA-16KVA	2099	55215	19762	224777
850433 OTH TRANSFORMER-PHC-16-500KVA	195038	1104477	164265	740533
850434 OTH TRANSFORMER-PHC>500 KVA	560521	4542822	270072	5542657
850440 STATIC CONVERTERS	875070	6032975	587418	5307760
850450 OTHER INDUCTORS	252168	300415	9506	114024
850490 PARTS ELEC POWER MACH H-8504	116343	1048691	160650	1072399
850511 PERMANENT MAGNETS AND ARTICLES	9778	55535	12072	40490
850519 OTH PERMANENT MAGNETS&ARTICLES	31086	127245	14340	101872
850520 EL-MAGNET COUPLING,CLUTCH ETC	3526	41964	1395	22870
850590 OTH EL-MAGNET INC/PART HD85.05	6427	47550	5635	35317
850610 MANGANESE DIOXIDE P/CELL&BATT	94799	583173	103754	616088
850630 MERCURIC OXIDE P/CELL&BATTRIES		193		242
850650 LITHIUM PRIMARY CELL&BATTERIES	30256	258540	22586	227903
850660 AIR ZINC PRIMARY CELL&BATTRIES	462	6262		2626
850680 OTHER PRIMARY CELL&BATTERIES	73572	318368	51075	321093
850690 PARTS OF PRIMARY CELL&BATTEIES	2247	49066	3444	74242

Contd.

## 10.11 Imports by Economic Categories (Detail)

(In Thousand Rupees)

Items	Jan., 2107	From July, 2016	Jan., 2106	From July, 2015
850710 LEAD-ACID ACCUMULATOR(STARTNG)	4524	17382	1986	18507
850720 OTHER LEAD-ACID ACCUMULATORS	696152	4204201	448605	4127018
850730 NICKEL-CADMIUM ACCUMULATORS	3353	27425	4723	91186
850740 NICKEL-IRON ACCUMULATORS		465		31
850750 BATTRIES NICKEL-METAL HYDRIDE	2542	9369	5725	10579
850760 BATTRIES LITHIUM-ION	23419	534837	7512	103445
850780 OTHER ACCUMULATORS	21415	199116	11411	308382
850790 PARTS EL-ACCMOLATOR INCL SEPR	16490	166157	13877	339616
850811 VACUM CLEANER SE-CONTA E-MOTOR	11667	83073	7367	50042
850819 OTH VACUUM CLEANERS SELF MOTOR	1753	18360	2135	27476
850860 OTHER VACUUM CLEANERS	3101	18829	3799	11932
850870 PARTS OF VACUUM CLEANERS	734	3626	40	1980
850940 FOOD GRINDER/MIXERS&JUICE EXT	73837	535917	72986	481477
850980 OTH DOMESTIC APPLIANC	7794	89733	8617	92186
850990 PARTS DOMESTIC APPLIAN	61648	391523	53059	261258
851010 SHAVERS SELF CONTAINED EL-MOTO	4527	77369	3774	27373
851020 HAIR CLIPPERS SELF CON EL-MOTO	4511	54353	1421	33958
851030 HAIR-REMOVING APPLIANCES	1443	17427	1563	43801
851090 PART OF SHAVER/CLIPPER/REMOVER	2195	17628	971	12186
851110 SPARKING PLUGS	95783	779842	108456	592083
851120 IGNITION/DYNAMOS MAG-FLYWHEELS	11001	86856	2587	26313
851130 DISTRIBUTORS;IGNITION COILS	53051	306328	31540	228492
851140 STARTERS MOTORS/DUEL PUR GENER	29471	140080	9530	68537
851150 OTHER GENERATORS	2428	30064	2490	27283
851180 OTH EL-IGNITION/START EQUIP	7693	48738	5725	35519
851190 PARTS OF THE HEADING NO.85.11	89042	688182	83525	763224
851210 LIGHTS SIG EQUIP BICYCLE USED	159	1620	460	2382
851220 OTH LIGHTING SIG EQUIPMENT	197608	1188863	179068	1210524
851230 SOUND SIGNALLING EQUIPMENT	17344	142054	17226	102716
851240 WINDSCREEN WIPER,DEFROST/DEMIS	2894	35310	4378	43990
851310 PORTABLE ELECTRIC LAMPS	271455	1175613	163924	978173
851390 PARTS(OF THE HEADING NO.85.12)	85	3043	520	4579
851410 RESISTANCE HEATED FURNACE/OVEN	4325	19767		6515
851420 INDUCTION/DIELECTRIC FUR/OVENS		61318		30934
851430 OTHER FURNACES AND OVENS	8065	143789	45093	69872
851440 OTH IND/DI-EL HEATING EQUIPMNT	17141	60604	35010	171879
851490 PARTS(OF HEADING NO.85.14)	11185	77056	4186	67401
851511 SOLDERING IRONS AND GUNS	4015	60559	5450	94302
851519 OTH BRAZING/SOLDER IRONS&GUNS	8650	80343	9302	63733
851521 MACHINES,RES WELDING OF METAL		46426	26697	33471
851529 OTH MACH RES WELDING OF METAL	62630	206912	35223	136309
851531 MACH ARC WELDING METAL F/AUTO	18049	124456		28384
851539 OTH MACH/APP ARC WELDING METAL	47299	412811	64739	464873
851580 OTH MACH/APP HOT SPRAYING METL	30373	103621	8536	102707
851590 PARTS(OF HEADING NO.85.15)	22312	131766	403212	526404
851610 ELE INSTANEOUS/IMERSION HEATER	3931	139467	3050	107402
851621 STORAGE HEATING RADIATORS	1682	14842	188	15357
851629 OTH ELE SPACE/SOIL HEATNG APPA	79048	273836	9332	268702
851631 HAIR DRYERS	4799	40007	4336	43582
851632 OTHER HAIR DRESSING APPARATUS	4490	38256	2052	20131
851633 HAND DRYING APPARATUS	536	3400	292	13510
851640 ELECTRIC SMOOTHING IRONS	16199	149161	14470	101250
851650 MICROWAVE OVENS	8931	317589	38107	219994
851660 OTH OVEN/COOKER/GRILL/ROASTERS	34765	232039	37176	185275
851671 ELECTRIC COFFEE OR TEA MAKERS	15333	54442	5146	33066
851672 ELECTRIC TOASTERS	3433	99279	12367	105600
851679 OTH ELECTRIC-THERMIC APPLIANCE	24644	143849	32629	172892
851680 ELECTRIC HEATING RESISTORS	18170	125197	9639	75530
851690 PARTS EL-THERMIC APP H-85.16	56040	576312	76172	651243
851711 LINE TELEPHONE CORDLESS H-SETS	6351	39128	10096	64387

Contd.

## 10.11 Imports by Economic Categories (Detail)

(In Thousand Rupees)

Items	Jan., 2107	From July, 2016	Jan., 2106	From July, 2015
851712 TELEPHONE FOR CELLULAR NETWORK	7378050	41893743	6124047	45134181
851718 OTHER TELEPHONES	14367	98518	13750	92982
851761 BASE STATIONS FOR WIRELESS N-W	484529	4126441	691637	4790778
851762 MACH FOR RECEPTION VOICE/IMAGE	1943124	15883535	2411900	16479500
851769 OTHER APPARATUS	498319	4191750	386480	4213725
851770 PARTS FOR TELEPHONES/WIRELESS	676510	5102549	298560	3373058
851810 MICROPHONES AND STANDS THEREOF	6889	35554	5330	30060
851821 SINGLE L/SP MOUNTED IN ENCLOUR	30366	214192	15731	119536
851822 MULIPLE L/SP MOUNTED IN ENCL	20405	107979	14799	122289
851829 OTH L/SP NOT MOUNTED IN ENCL	82003	388025	40313	233384
851830 HEAD/EAR/MICRO PHONE SPEAK SET	61034	429561	46444	325568
851840 AUDIO FREQUENCY ELEC.AMPLIFIER	10030	73615	6548	34371
851850 ELECTRIC SOUND AMPLIFIER SETS	3715	23838	5878	21391
851890 PARTS & ACCESSORIES HEAD 85.18	11202	86211	6196	51763
851930 TURNTABLES (RECORD-DECKS)		27		209
851950 TELEPHONE ANSWERING MACHINES		24	1	1537
851981 O-APPA USING MAG/OPTICAL MEDIA		2299	182	4182
851989 OTH COMPACT DISK PLAYERS	6239	47815	2673	30432
852110 MAGNETIC TAPE TYPE	10851	38839	3542	18569
852190 OTH VIDEO REC/REPRODUCING APP	16741	114985	16919	122478
852210 PICK UP CARTRIDGES				5
852380 DATA/SOUND RECORDED AUTO.DPM	45353	3631176	82045	3157531
852550 TRANSMISSION APPA FOR RADIO/TV	12477	69300	447	69855
852560 TRANSMISSION APPARATUS	141219	416198	67121	298730
852580 TV CAMERAS,DIGI/VIDEO CAMERA-R	244003	952443	80443	500403
852610 RADAR APPARATUS	5406	93903	8530	27007
852691 RADIO NAVIGATIONAL AID APPARAT	10105	98172	53777	1884932
852692 RADIO REMOTE CONTROL APPARATUS	1009	6672	268	5275
852712 POCKETSIZE RADIOCASSETE PLAYER	106	337	37	1376
852713 OTH APPA COMB W/SOUND REC/PRO		8970	368	545
852719 OTH RECORDING/REPRODUCING APPA	2379	9891	3415	16122
852721 OTH RADIO BRO-RECEIVER FOR VEH	12855	63671	6249	33073
852729 OTH SOUND REC/REPRO APPA VEH	15638	81525	19793	91436
852791 OTH APPA COMB W/SOUND REC/PRO		110		1761
852792 APPA NOT COMB W-S-RECOR/REPROD				41
852799 MODEMS FOR SUND RECOD APPA	10107	10781	205	362
852841 MONITORS AUTOM DATA PRO SYSTEM	334	11631	1752	6492
852849 OTH CATHODE-RAY TUBE MONITORS	7673	88261	4327	21039
852851 OTH MONITOR DATA PROCESSING SY	59234	738919	222932	1460188
852859 OTHER MONITORS	15658	289660	10478	37562
852861 PROJECTOR FOR AUTO- DPS-H8471	36262	141961	24358	91760
852869 MULTIMEDIA PROJECTOR-FOR DP-SY	328	7304	128	23328
852871 RECEPTION APPA FOR TV	5473	96288	31358	133358
852872 OTH COLOUR TV SETS	635704	5308758	465845	3380202
852873 OTH MONOCHROME RECEPTION-APPA				191
852910 AERIALS/REFLECTORS ALL KINDS	12050	79903	15445	281755
852990 OTH PARTS/APP H-85.25-85.28	188202	1061331	96585	1041580
853010 EL-SIGNAL EQP RAILWAY/TRAMWAY	310100	325990	1063	2105
853080 OTH SIGNAL EQP EL TRAFIC CONT	2016885	2096351	5797	44687
853090 PARTS OF EQP HEAD 85.30	27788	32961	4907	30697
853110 BURGLAR/FIRE ALARMS/SIMIL APPT	44436	365384	20038	156123
853120 INDICATOR PANEL INCORP LCD/LED	268892	339949	19141	91715
853180 OTHER APPARATUS	12369	54639	5232	40273
853190 PARTS ELEC SOUND/VIS SIG APPT	5606	357381	9028	39044
853210 FIX CAPACITO 50/60HZ CAP.5KVAR	12745	161402	21478	101271
853221 OTHER FIXED CAPACITOR	131	622	21	818
853222 ALUMINIUM ELECROLYTIC FIX CAP	258	7190	36	3063
853223 CERAMIC DIELEC,SIN-LYR FIX CAP	738	6668	795	5754
853224 CERAMIC DIELEC MUL-LYR FIX CAP	3433	21182	2109	16733
853225 DIELECTRIC PAPER PLAS FIX CAP	791	9388	3880	8458

Contd.

## 10.11 Imports by Economic Categories (Detail)

(In Thousand Rupees)

Items	Jan., 2107	From July, 2016	Jan., 2106	From July, 2015
853229 OTHER FIXED CAPACITORS	10507	132868	26630	181044
853230 VARIABLE/ADJUSTABLE CAPACITORS	1981	9314	1970	8202
853290 PARTS OF ELECTRICAL CAPACITORS	5524	26805	1254	24639
853310 FIXED CARBON RES COMP/FILM TYPE	8757	74833	4630	19105
853321 OTH FIXED RES CAPACITY < 20 W	632	5473	404	4319
853329 OTHER FIXED RESISTORS	9723	106596	13655	85135
853331 W/WOUND RESISTOR- RHEO&POTEN	2074	16261	1681	17755
853339 OTH W/WOUND VARIABLE RESISTORS	2213	20156	1327	17123
853340 OTH VAR RES INCL REHEOSTATS	15846	65102	8530	72143
853390 PARTS FOR ELECTRICAL RESISTERS	302	3715	308	7779
853400 PRINTED CIRCUITS	31549	209444	20863	266973
853510 FUSES FOR VOLTAGE >1000 VOTTS	2576	37081	7006	60578
853521 AUTOMA C-BRAKER VOT <72.5 KV	55985	1018506	77730	560139
853529 OTH AUTOMATIC CIRCUIT BRAKER	525608	3049573	113993	469901
853530 ISOLATING/MAKE-AND-BREAK SWIT	97762	1373267	142802	559814
853540 LIGHT ARRESTER,VOL LIMITER ETC	153652	381885	16521	144738
853590 ELEC APP SWITCHING CIR>1000VOL	261109	598180	86667	599042
853610 FUSES FOR VOLTAGE <1000 VOLTS	6930	61716	11062	73892
853620 AUTOMATIC CIR BREAKER	233618	1486269	208389	1444112
853630 OTH APP PROTECTING ELEC CIRCUL	4545	41918	7373	32702
853641 RELAYS FOR VOLTAGE	7748	68702	10007	190214
853649 OTHER, RELAYS	108230	616665	66628	623425
853650 OTHER SWITCHES	96689	791236	88448	611419
853661 LAMP HOLDERS	13806	93975	6404	39483
853669 OTHER,PLUGS AND SOCKETS	136411	676690	105335	594009
853670 CONNECTORS FOR OPTICALFIBRES	6820	40204	1155	20672
853690 OTH ELECTRICAL APPARATUS	221536	1189196	91144	749202
853710 BOARD,PANEC ETC VOLTAGE-1000V	1673265	7450382	239846	2100196
853720 BODIES,CONSOLE ETC VOLT>1000V	2887870	10641045	97544	3373239
853810 BOARD,PANELS GOODS HEAD 85.37	112854	473535	250448	634008
853890 OTH PARTS SUITABLE GOOD H85.37	194700	1653139	298522	1730893
853910 SEALED BEAM LAMP UNITS	11359	72388	5687	52861
853921 TUNGSTEN HALOGEN LAMPS	45299	340539	23655	176982
853922 OTH LAMPS 200W FOR VOLT>100V	6274	51428	4243	57515
853929 OTH FILAMENT LAMPS EXCL U-VIOL	75386	337431	66113	376028
853931 DISCHARGE LAMP O/TAN U-V-LAMP	766567	5335607	30992	91794
853932 MERCURY OR SODIUM VAPOUR LAMPS	23252	160324	5556	31596
853939 OTH DISCHARGE LAMPS,O/TH ULTRA	11316	52430	1029268	6082806
853941 ARC-LAMPS (ELECTRIC)	1455	3478	274	3131
853949 OTH ULTRA-VOILET/INFRA-REDLAMP	3187	25856	2021	24370
853990 PARTS ELECTRIC FILAMENT/D-LAMP	72590	378018	52198	296570
854011 CATHODE-RAY TV PICTURE TUBES			1446	11334
854020 TV CAMERA TUBE(IMAG CONVERTER)		353		19
854040 DATA GRAP DISPL TUBE,COLO/MONO		22		
854060 OTHER CATHODE-RAY TUBES	739	1157		
854071 MAGNETRONS	11687	189526	22389	234955
854079 OTH,MICROWAVE TUBE,CARCINOTR		100		1392
854081 OTHER VALVES AND TUBES:		5345	47	47
854089 OTHER VALVES ANA TUBES,N.S.	459	3227		2568
854099 OTH PARTS OF HEADING NO.85.40		482	604	2613
854110 DIODES,OTH THAN PHOTSENSITIVE	19419	111607	22536	107454
854121 TRANSISTOR O/THAN PHOTSENSITV		6678	2902	7146
854129 OTH TRANSISTOR O/TH PHOTSEN	3918	47228	5427	48470
854130 THYRISTORS DIACS AND TRIACS	1522	7887	1268	10359
854140 PHOTSENSITIV SEMICONDUCTOR DE	6894426	25368295	5747937	35455457
854150 OTH SEMICONDUCTOR DEVICES	2873	29081	4254	62064
854160 MOUNTED PIEZO-ELECTRIC CRYSTAL	1515	15647	1109	8403
854190 PARTS OF APPARATUS OF H-85.41	2663	22195	5489	21382
854231 ELECTRONIC INTEGRATED CIRCUIT	41194	268580	41524	219712
854232 MEMORIES	3999	90162	13503	65056

Contd.



## 10.11 Imports by Economic Categories (Detail)

(In Thousand Rupees)

Items	Jan., 2107	From July, 2016	Jan., 2106	From July, 2015	
854233	AMPLIFIERS	1285	30592	2526	30645
854239	OTH ELECTRO INTEGRATED CIRCUIT	48869	388235	42021	289076
854290	PARTS OF ELEC INTIGRAT CIRCUIT	1913	29077	109	66425
854310	PARTICLES ACCELERATORS		197142		104700
854320	SIGNAL GENERATORS	210	10051	5503	28150
854330	MACH APPA EL-PLATNG ELECTROLYS	29404	174735	16357	27708
854370	OTHER MACHINE/APPARATUS	348740	1766864	344274	1553274
854390	PARTS OF THE APPARATUS H-85,43	11014	127042	37245	161462
854411	WINDING WIRE OF COPPER	62111	186514	21470	117144
854419	OTHER WINDING WIRE OF COPPER	58533	384260	66870	517461
854420	CO-AXIAL CABLE & CONDUCTORS	46696	450699	42842	537770
854430	IGNITION & OTHER WRITING SETS	10662	78537	421434	603015
854442	COMPUTER LEADS WITH CONNECTOR	228374	1899973	68644	625454
854449	OTH ELECTRIC CONDUCTOR N>1000V	509485	5505795	338554	3212630
854460	OTH EL CON FOR VOLTAGE >1000V	157139	1202911	169284	1277957
854470	OPTICAL FIBRE CABLES	441184	887323	111734	312493
854511	ELECTRODES USED IN FURNACES	11939	46863		32860
854519	OTHER ELECTRODES	12027	17124	263	11203
854520	CARBON BRUSHES	5158	46537	3930	31226
854590	OTH LAMP/BATTERY CARBON,GRAPIT	7479	25853	3929	17779
854610	EELECTRICAL INSULATOR OF GLASS				145
854620	EELECTRICAL INSULATOR CERAMICS	226958	1912609	588670	2368568
854690	OTH ELE INSU OTH THN GLAS,CERA	14866	325660	11915	77015
854710	INSULATING FITTINGS OF CERMIC		594	4	768
854720	INSULATING FITTINGS OF PLASTIC	1576	12803	66	1300
854790	OTH INSULATIN FITT PLAS/CERMIC	69270	100470	36502	171285
854810	WAST/SCRIP PRI BATRY,CEL,ACCUMU	194166	840004	156822	1036194
854890	OTH,PARTS ELE MACHINE/APP NES	518	4165	46	6670
860110	RAIL LOCOMO POWERED ELECTRICIT		1794		9628
860210	DIESEL ELECTRIC LOCOMOTIVES	2849397	2849397		
860290	OTH,RAIL LOCOMOTVE,LOCOMO TEND				27
860390	OTH,RAILWAY OR TRAMWAY COACHES				14
860400	RAIL/TRAMWAY MAINTENANCE VEHIC		581704		1151499
860500	RAIL/TRAMWAY PASSENGER COACHES				6999
860630	SELF DISCHARGING VANS,WAGONS		277		
860699	OTH RAIL,TRAMWAY GOOD VAN(NSP)		3065277		
860711	DRIVING BOGIES&BISEL-BOGIES				10
860719	OTH INCL PARTS AXELS/WHEEL		781218		207311
860721	AIR BRAKES AND PARTS THEREOF		42430		
860729	OTH BRAKES LOCOMO&PATS THEREOF	27567	274427		72663
860730	HOOKS,COUPLIN DEVICES,BUFFERS		94		1862
860791	OTHER PARTS OF LOCOMOTIVES	425900	2185459	187522	1481700
860799	OTH RAILWAY LOCOMOT STOCK PART		93	9614	11764
860800	RAIL/TRAMWAY TRACK FIXTURES	627809	1046882	114193	140002
860900	CONTINERS SPECIL DESI,EQUIPPED	28266	157716	19038	146808
870110	PEDESTRAIN CONTROLLED TRACTORS				5031
870120	ROAD TRACTORS FOR SEMI-TRAILER	1134111	7627684	562477	5504484
870130	TRACK-LAYING TRACTORS				13916
870190	COMP AG-TRACTORS-ANY KIT FORM	472569	2446572	126167	1015145
870210	M.VEH 10 OR >PERSON DIESEL ENG	822481	6505558	595448	4382979
870290	COMP O-M-VEH 10PER&DERIVER AKF	46831	361816	98682	778527
870310	M-CAR FOR TRAVEL ON SNOW/GOLF		14689		11568
870321	MOTOR VEH CYLNDER CAP-1000CC	4716873	27283931	3519272	22819267
870322	OTH CAR CY CAP>1000CC - 1500CC	3498019	19674955	2596141	18598892
870323	OTH VEH CYL CAP 1500 - 3000CC	2673217	15495418	1609511	9820197
870324	OTH VEH CYL CAPACITY>3000CC	621466	3709122	655138	2752205
870331	OTH VEH(DIESEL ENG)CYL-C-1500CC				887
870332	VEH(DIESEL ENG)CY-1500-2500CC	17375	34605	3569	503573
870333	OTH VEH(DIESEL ENG)CAP>2500CC	115124	492322	20866	379618
870390	OTH M-CAR/M-VEH FOR PERSONS		28224	1445	26242

Contd.

## 10.11 Imports by Economic Categories (Detail)

(In Thousand Rupees)

Items	Jan., 2107	From July, 2016	Jan., 2106	From July, 2015
870410 DUMPERS DESIGN FOR OFF-HIGHWAY	25864	3387839	111793	894661
870421 OTH VEH(DIESEL ENG)NOT>5TONNES	768006	4923866	625899	4575777
870422 OTH VEH(DIESEL ENG)GVW-5-20TON	1087459	6288988	578316	4029317
870423 OTH VEH(DIESEL )GVW >20 TONNES	284323	5864561	83349	979502
870431 OT VEH SPARK-IGNITION NOT>5TON	448663	3012597	371646	4140970
870490 OTH VEH FOR TRANSPORT GOODS		480		4378
870510 CRANE LORRIES	53422	1888194	147207	543312
870530 FIRE FIGHTING VEHICLES		48353	24410	30782
870540 CONCRETE-MIXER LORRIES	80920	1070824	90388	631302
870590 OTH SPECIAL PURPOSE MOTOR VEHL	339084	4471211	64078	833019
870710 BODIES/CABS FOR VEH-H-87.03	23748	165927	2411	17487
870790 BODIES OF VEH-H-87042190&.3190	40203	253566	17387	123092
870810 BUMPERS AND PARTS THEREOF	44477	398842	35237	130189
870821 OTH PART ACCE OF BODIES,SEATS	33236	231195	26766	179559
870829 OTH PART ACCE OF BODIES,CABS	751923	5156550	467158	2836630
870830 BRAKES&SERVO-BRAKES,PARTS VEH	89714	635050	64843	483040
870840 GEAR BOXES AND PARTS THEREOF	305683	1095257	14722	448054
870850 DRIVE-AXLES WITH DIFFERENTIAL	63060	527879	50426	390999
870870 ROAD WHEELS&PARTS&ACCESSO	80469	625659	67647	313230
870880 SUSPENSION SYS,SHOCK-ABSORBERS	170093	1190595	97137	1114030
870891 RADIATORS & PARTS THEREOF VEH	30629	162247	27115	156115
870892 SILENCERS&EXHAUST PIPES,PARTS	3867	19437	1349	12442
870893 CLUTCHES AND PARTS THEREOF	21700	154444	17702	135663
870894 STEERING WHEELS,CLUMNS,BOXES	64590	404624	21133	243645
870895 SAFETY AIRBAGS INFLATER SYSTEM		495	15	2948
870899 OTH PARTS FOR VEHICLES H-8701	407878	3745123	883128	5299772
870911 WORK TRUCKS SELF-PROPEL ELECTR		672		6185
870919 OTH WORK TRUCK SELF PRO N-FITT		89791	26658	217314
871000 TANKS,OTH ARMOUD FITGHING VEH		111646		12200
871110 MOTORCYCLE CYL CAP-NOT>50CC	21	53		1282
871120 M-CYCLE CYL CAPACITY- 50-250CC	805372	5122030	834932	6646639
871130 M-CYCLE CYL CAPACITY-250-500CC		401		147900
871140 M-CYCLE CYL CAP-500-800CC	13556	81641	14339	30142
871150 M-CYCLE CYL CAP EXCEEDIN-800CC	18249	51857	950	38050
871190 OTH M-CYCLE(INCLUDING MOPEDS)	58	1201	770	5013
871200 BICYCLES,OTH DELIVERY TRICYCL	65340	415219	68187	474960
871310 INVALID CARRIAG NOT MECH PROPL	29771	221106	29784	172716
871390 OTH INVALID CARRIAG MOTORISED	1448	10208	3452	11493
871410 SADDLES OF MOTORCYCLES,MOPEDS	686729	4198598	525421	4004879
871420 PART ACCE INVALID CARRIAGES	301	838	46	370
871491 FRAMES,FORKS & PARTS THEREOF	94	1019	565	6810
871492 WHEEL RIMS AND SPOKES	2542	13567	313	4914
871493 HUBS,COAST BRAK HUB,FREE WHEL	3952	58648	11137	60070
871494 BRAK,COAST BRAK HUB,HUB BRAK	2514	13756	817	7807
871495 OTHER, SADDLES	796	16458	602	14277
871496 PEDALS,CRANK-GEAR,& PARTS THOF	1755	7993		1244
871500 BABY CARRIAGES & PARTS THEREOF	5628	41407	5963	54876
871610 TRAILER,SEMI-TRALER CARVN TYPE				14387
871620 SELF LOADING/UNLODING TRAL AGR			1731	15034
871631 TAKER/SEMI TANKER TRAILERS	12480	176182	10520	64732
871639 OTH TRAILER,SEMI TRAI FOR GOOD		186265		159735
871640 OTH TRAILERS & SEMI-TRAILERS	10804	264370	10467	40355
871680 OTH VEH NOT MECHANICALLY PROPL	22714	127460	10152	49961
871690 PARTS,TRAILER SEMI-TRAI H87.16	48434	248715	32114	219692
880212 HALICOPTER UNLADN WT>2000 KG			1254270	1254270
880220 AEROPLAN UNLADEN WT NOT>2000KG			20579	64929
880240 AEROPLAN UNLADN WT >15000KG	381264	862668		21506475
880310 PROPELLERS,ROTORS & PATS THROF	90	90		12
880320 UNDER CARRIAGES/PARTS THEREOF		1494	115	465
880330 OTH PARTS OF AEROPLANE/HELICOP	113807	1047748	95335	1372147

Contd.

## 10.11 Imports by Economic Categories (Detail)

(In Thousand Rupees)

Items	Jan., 2107	From July, 2016	Jan., 2106	From July, 2015
880400 PARACHUTES AND ROTOCHUTES,PART	3787	4637		384
880510 AIRCRA LAUN GEAR,DECK ARRESTOR				1944
880529 OTH GROUND FLYING TRAINER PART		509	49717	75592
890110 CRUISE SHIPS,BOATS FOR PERSONS		7476		830
890190 OTH VESSELS FOR PERSONS/GOODS		81339		
890310 INFLATABLE YATCHS,VESL PLE/SPO	3665	31974		658
890391 SAILBOATS,WITH/W-OUT AUX-MOTOR		14850		
890392 MOTORBOAT,O/THN OUTBOARD M-BO				8257
890399 OTH INFLTABLE YATCHTS	1250	1979	645	139128
890400 TUGS AND PUSHER CRAFT.		52945		
890510 DREDGERS	1829536	2057145	144563	278748
890590 OTH LIGHT VESSELS,FLO-CRANES		693161		56814
890710 OTH FLOATING INFLATABLE RAFTS		883		
890790 OTH FLOATING STRUCTURES,TANKS	17280	52192	468	93257
900490 OTH SPECT,GOGGLE&THE LIKE CORR	2536	54925	5949	29908
900510 BINOCULARS	25150	80008	123	4585
900580 OTH ASTRONOMICAL INSTRUMENTS		19673		17218
900699 O-PART,AC P-GRAPHIC F-LIGH APP	6140	8064	1772	2818
900710 CINEMATOGRAPHIC CAMERAS		742		2682
900720 CINEMATOGRAPH PROJECTOR.S-R/RE	800	34887	343	35890
900791 PAR,ACC-CINEMATOGRAPHIC CAMERA	125	932	1314	3039
900792 PART,ACCE-CINEMATOGR PROJECTOR	155	5300	58	812
900850 PROJECTORS,ENLARGERS&REDUCERS				5054
900890 PARTS/ACCE OF IMAGE PROJECTORS		450		964
901010 APPA,EQUI AUTOMATC DEVELO FILM		30854	1581	36344
901050 OTH APP EQU PHO-GRAPHIC LAB	1018	4611	107	5384
901060 PROJECTION SCREENS	1012	21681	2991	28979
901090 PART ACCE OF APP/EUIP H-90.10	5187	7983	59	6009
901110 STEREOSCOPIC MICROSCOPES	346	1413	53	354
901120 OTH MICROSCOPE P-MICROGRAPHY		2194		10017
901180 OTHER MICROSCOPES	27258	251704	10975	98813
901190 PART,ACCE OF OPTCAL MICROSCOPE	519	2497	618	3352
901210 M-SCOPE O/THN OPTIC M-SCOP APP	35109	76544		14712
901290 PART,ACC M-SCOPE O/THN OPTICAL		314		3927
901310 TELESCOPIC SIGHTS FITT TO ARMS		11460		31
901320 LASERS OTHER THAN LASER DIODS	4405	27612	1513	13832
901380 OTH DEVICES APPLI&INSTRUMENTS	20973	235809	18877	159024
901390 PARTS,ACCE OF SUB GROUP-90.13	520	7269	938	4151
901410 DIRECTION FINDING COMPASSES	74	493	7437	10344
901420 INST/APPLI AERONAUTIC NAVIGATO	39746	218680	7418	75817
901480 OTH INS/APPLI(NAVIGATIONAL)	26	5509	960	7676
901490 PART,ACCE OF SUB GROUP OF90.14		520	4515	29273
901510 RANGEFINDERS		3846		896
901520 THEODOLITES AND TACHEOMETERS	415	9546	221	2317
901530 SURVEYING LEVELS	3943	47161	1177	12518
901540 PH-GRAMMETRICAL SURVEY INS/APP		42		50468
901580 OTH INS AND APPLIANC-SURVEYING	162986	1517033	231884	2835503
901590 PARTS&ACCE OF SURVEYING INSTRU	223376	963048	48318	1513365
901600 BALANCE SENSITIVITY 5CG/BETTER	3861	30472	1647	22870
901710 DRAFTING TABLE MACH W/NOT AUTO	2862	13872	5022	23484
901720 O-DRAWING MARK/MATH CALC INSTR	26152	83710	14856	45308
901730 MICROMETERS/CALLIPERS & GUAGES	4636	34541	4471	30708
901780 OTHER INSTRUMENTS	19752	118614	12188	72944
901790 PARTS/ACCE OF MEASURING INSTRU	64	8156	3039	10107
901811 ELECTRO-CARDIOGRAPHS	11272	39115	8675	41039
901812 ULTRASONIC SCANNING APPARATUS	89434	427928	37826	360716
901813 MAGNETC RESONANCE IMAGING APPA	196451	1272978		1252345
901814 SCINTIGRAPHIC APPARATUS		1068	60	3465
901819 OTH ELECTRO-DIAGNOSTIC APPARAT	316764	1843974	205919	1441525
901820 ULTRA VOILET/INFRA-RED RAY APP	107	619		226

Contd.

## 10.11 Imports by Economic Categories (Detail)

(In Thousand Rupees)

Items	Jan., 2107	From July, 2016	Jan., 2106	From July, 2015	
901831	SYRINGES,WITH/WITHOUT NEEDLES	225096	1488196	167234	1289931
901832	TUBULAR METAL NEEDLE/NEDL SUTU	38908	180568	23353	176382
901839	OTH NEDLES,CATHERS,CANNULA	871550	4790052	493249	3678782
901841	DENTAL DRILL ENGINES,W/C-D-EQU		6363		18
901849	OTH;INS/APPLI, DENTAL SCIENCE	5950	55806	2259	51816
901850	OTH,OPHTHALMIC INST&APPLIANCE	39155	260864	29912	238903
901890	OTH INSTRUMENT & APPLIANCE.	839194	6428595	887073	6056286
901910	MECHANO-THERPY,MESSAGE/PSY APP	17922	182328	12740	193365
901920	OZONE,OXYGEN ,AEROSOL THERAPY,	97809	704746	43912	683181
902190	OTH;APP,WORN CARY,IMPL IN BODY	12967	63831	9176	213456
902212	COMPUTED TOMOGRAPHY APPARATUS	97677	743212	788512	2983283
902213	OTH X-RAY APPA FOR DENTAL USES	1379	5442		
902214	OTH,X-RAY APP FOR MEDICAL SURG	326183	926321	16068	420204
902219	X-RAY APPA FOR OTHER USES	66970	254061	322197	839830
902221	APP BASE ON ALP,BETA GAMA RADI	31315	53306		5635
902229	APP ALPHA-BE-GA RADI-OTHER USE		147644		5931
902230	X-RAY TUBES	15086	55198	9905	66025
902290	O-APP AL-B-G RADI INCL PA/ACCE	22587	110753	3811	88323
902300	APPA DESIGNED F-DEMANSTRATION	70605	492422	105956	575800
902410	MACH&APPLI FOR TESTING METALS	10724	33677	4238	40658
902480	O-MACH-TESTING HARDNESS/STREN	61296	315164	53569	285960
902490	PARTS&ACC-HARD/STREN TEST MACH	6090	32303	4042	28299
902511	LIQUID-FILLED THERMOMETER/PYRO	8718	62329	3858	36539
902519	OTHER THERMOMETERS/PYROMETERS	9593	131886	8218	220344
902580	OTHER INSTRUMENTS	14981	180406	16167	150913
902590	PARTS ACCE INSTRUMENTS H-9025	4231	62831	3828	26864
902610	APP,MEASUR/CHECK FLOW/ LEVEL.	46549	528931	168060	300409
902620	APP, MEASUR/CHECK PRESSURE.	39132	604093	27927	382909
902680	OTH,APP,MEASUR VARIATION LIQ/G	115661	1257005	164723	1251244
902690	PARTS,ACCE OF SUB GROUP 90.26.	13665	473196	10163	643820
902710	GAS/SMOKE ANALYSIS APPARATUS.	35146	398256	53646	233377
902720	CHROMATOGRAPHS/ELECTROPHOR INS	50234	438679	40082	296381
902730	SPECTRO,SPECTROPHOT-METER RADI	29935	294220	30146	227264
902750	OTH,INS.USING OPTCAL RADIATION	73859	739498	82338	612690
902780	OTH,INST FOR PHYSICAL CHEM ANA	362693	2097252	264626	1941845
902790	MICROTOMES;PART ACCE APP-90.27	54933	628850	28061	303568
902810	GAS METERS	3272	437248	255667	1573219
902820	LIQUID METERS	960	13527	127	8387
902830	ELECTRICITY METERS	1334	152470	9573	114644
902890	PART,ACCE OF SUB GROUP 90.26	90051	643521	21158	531232
902910	REVOL/PROD COUNTRS,TAXIMETERS,	2553	16431	3710	14004
902920	SPEED INDICATORS/TACHOMETERS	19841	53575	5606	46415
902990	PARTS ACCE OF METERS-H-90.29	14073	98258	11773	75038
903010	INS,MEASUR IONISING RADIATIONS	11207	56219	113102	310004
903020	OSCILLOSCOPE&OSCILLOGRAPHS	4833	30903	5815	30644
903031	O-INSTR MEASUR VOLTAGE,CURRENT	3590	35249	3586	22206
903032	MULTIMETER WITH RECORD DEVICE	4425	15970	38	18582
903033	O-METER WITH OUT RECOED DEVICE	65827	223600	18248	138753
903039	O-OSCILLOSCOPE W-RECOD DEVICE	19105	31503	1120	12368
903040	OTH,INS,SPE DESI FOR TELECOMMU	2057	69663	11584	97688
903082	OTH,INS,MEASUR SEMICONDUCTOR	6039	8001	183	586
903084	OTH,APPA,WITH RECORDING DEVIC	169	53971		8499
903089	OTH,INS,MEASUR ELECTRICAL QTY.	49147	193026	14251	138230
903090	PARTS ACCE OF SUB GROUP 90.30	2829	24201	1631	57364
903110	MACH BALANCING MECHNICAL PARTS	3094	36418	297	12258
903120	TEST BENCHES		10138	35289	62734
903141	OTH,OPTICAL INS CHECK SEMICODU		157	34	34
903149	OTH,OPTICAL INS & APPLIACES.	16681	1156652	35441	104375
903180	OTH,INS APPLIANCES & MACHINES.	185677	1465647	218355	1750937
903190	PART,ACCE OF ARTICLE H- 90.31	12419	116207	9858	121826

Contd.

## 10.11 Imports by Economic Categories (Detail)

(In Thousand Rupees)

Items	Jan., 2107	From July, 2016	Jan., 2106	From July, 2015
903210 THERMOSTAT	41195	274730	34854	403613
903220 MANOSTAT(PRESSURE REGULATORS)	663	5263	402	9240
903281 OTH,INS HYDRAULIC OR PNEUMATIC	2480	19934	3779	19205
903289 OTH,REGULATING,CONTROLLING INS	404884	2611544	221147	1285538
903290 PARTS,ACCE OF ARTICLE H- 90.32	12997	63712	3209	58441
940210 DENTISTS,BARBER CHAIRS, PARTS	5008	46117	9072	54434
940290 OTH;OPE TABLES,EXAM TABLE MECH	51050	596294	49738	456049
940560 ILLUMINATED SIGN,NAMPLATES,LIK	87602	223211	31408	237854
940591 PARTS OF LAMP LIGHT FIT GLASS.	18351	90865	18216	88860
940599 OTH PARTS H-NO.94.05,N.E.S.	8896	94739	3862	29381

## 10.12 Exports by Areas and Countries / Territories

(In Thousand Rupees)

Territories/Countries	Jan. 2017	Cumulative From July,2016	Jan. 2016	Cumulative From July,2015
<b>GRAND TOTALS</b>	<b>185,875,872</b>	<b>1,221,407,767</b>	<b>185,298,226</b>	<b>1,255,066,523</b>
<b>LATIN AMERICA</b>	<b>318,632</b>	<b>1,842,500</b>	<b>233,160</b>	<b>1,845,408</b>
Anguilla		308		308
Antigua and Barbuda	653	1,038	251	1,946
Aruba		1,375	73	593
Bahamas	1,543	12,847	560	14,399
Barbados	345	7,391	428	12,137
British Virgin Is.		2,046	339	3,152
Cayman Islands		3,084	314	2,759
Cuba	7,311	162,314	38,210	300,611
Dominica		2,737		1,858
Dominican Republic	250,851	906,792	117,388	712,983
Grenada	166	11,140	1,094	10,207
Guadeloupe	2,560	3,052	1,110	82,491
Haiti	6,585	214,549	174	125,898
Jamaica	5,967	127,031	14,632	116,623
Martinique		10,462		11,176
Netherlands Antilles	288	288		188
Puerto Rico	19,956	129,380	8,687	142,607
St.Kitts and Nevis		453		1,339
St. Lucia	276	7,888	12,435	17,756
St.Vincent/Grenadine		8,732	1,771	4,860
Trinidad and Tobago	22,132	229,595	34,932	280,758
US.Virgin Islands			761	761
<b>CENTRAL AMERICA</b>	<b>1,199,619</b>	<b>7,971,498</b>	<b>1,227,293</b>	<b>9,346,337</b>
Belize	500	1,598	287	1,290
Costa Rica	11,940	307,462	41,528	272,785
El Salvador	15,776	138,824	23,521	232,262
Guatemala	47,351	198,990	37,964	482,526
Honduras	37,577	291,800	11,044	884,601
Mexico	909,706	5,959,740	999,705	6,206,720
Nicaragua	111,086	457,857	26,158	430,184
Panama	65,684	615,227	87,085	835,970
<b>SOUTH AMERICA</b>	<b>2,080,322</b>	<b>14,795,419</b>	<b>2,191,321</b>	<b>14,915,537</b>
Argentina	321,688	2,649,864	407,058	3,380,760
Bolivia	1,629	53,930		31,054
Brazil	356,631	2,385,457	359,214	2,585,385
Chile	603,630	4,334,246	578,283	3,720,791
Colombia	309,919	2,182,465	370,723	2,231,774
Ecuador	30,448	387,400	63,693	295,197
Guyana	1,947	44,484	3,962	37,337
Paraguay	73,138	484,022	32,499	480,762
Peru	236,083	1,642,365	268,782	1,568,396
Suriname		14,676	147	12,879
Uruguay	99,989	420,262	66,340	342,610
Venezuela,Bolivar. R	45,219	196,246	40,620	228,593
<b>NORTH AMERICA</b>	<b>30,906,351</b>	<b>218,465,498</b>	<b>34,109,160</b>	<b>229,471,226</b>
Bermuda		5,842		7,285
Canada	1,950,481	13,130,501	2,039,577	12,897,561
U.S.America	28,955,870	205,329,156	32,069,582	216,566,380
<b>EASTERN EUROPE</b>	<b>5,242,533</b>	<b>27,467,315</b>	<b>5,899,508</b>	<b>26,106,195</b>
Belarus	2,091	13,404	2,963	28,750
Bulgaria	85,500	815,930	121,634	730,976
Czech Republic	390,253	2,666,677	290,161	2,030,999
Hungary	105,116	743,734	84,753	623,058
Poland	1,646,621	10,955,284	1,438,925	9,341,681
Republic of Moldova		4,915	750	6,933

Contd.

## 10.12 Exports by Areas and Countries / Territories

(In Thousand Rupees)

Territories/Countries	Jan. 2017	Cumulative From July,2016	Jan. 2016	Cumulative From July,2015
Romania	200,929	1,564,909	155,906	1,277,522
Russian Federation	2,337,529	8,343,657	3,375,391	9,472,958
Slovakia/Slovak R.	50,658	219,584	19,490	188,437
Ukraine	423,836	2,139,220	409,535	2,404,880
<b>NORTHERN EUROPE</b>	<b>17,927,340</b>	<b>121,789,920</b>	<b>18,353,773</b>	<b>121,961,815</b>
Denmark	1,256,854	8,664,375	1,317,883	7,458,783
Estonia	86,985	867,919	181,281	1,070,645
Finland	224,696	1,716,140	239,036	2,044,189
Iceland	623	5,517	1,482	9,434
Ireland	538,238	3,309,681	436,060	2,969,688
Latvia	51,838	616,544	51,511	381,036
Lithuania	251,092	2,019,067	259,387	2,013,611
Norway	440,395	2,658,809	488,527	2,612,857
Sweden	1,402,858	8,555,953	1,217,225	7,274,999
United Kingdom	13,673,761	93,375,915	14,161,381	96,126,571
<b>SOUTHERN EUROPE</b>	<b>16,731,131</b>	<b>104,898,856</b>	<b>16,455,705</b>	<b>99,524,848</b>
Albania	34,342	279,795	51,946	274,065
Andorra	135	135		364
Bosnia & Herzegovina	2,796	8,337		8,021
Croatia	131,787	727,684	117,370	586,519
Fr.Yugoslav R.Macedo	405	2,168		557
Greece	644,263	3,287,475	506,419	3,180,562
Italy	6,594,454	38,053,705	5,680,562	35,663,251
Malta	54,067	226,416	28,238	321,651
Portugal	1,217,280	8,915,392	1,429,654	9,522,023
San Marino				1,005
Slovenia	374,740	3,416,683	429,082	2,904,462
Spain	7,633,789	49,801,089	8,182,633	46,929,558
Serbia	43,073	179,978	29,801	132,810
<b>WESTERN EUROPE</b>	<b>23,987,759</b>	<b>175,025,800</b>	<b>24,663,158</b>	<b>163,800,612</b>
Austria	64,110	804,883	125,421	972,453
Belgium	5,251,104	39,684,721	5,986,115	35,714,523
Europien Union				1,609
France	2,866,144	21,980,337	2,519,645	20,161,417
Germany	10,028,035	71,749,160	10,487,295	67,560,264
Luxembourg	5,764	54,441	1,332	11,052
Netherlands	5,704,166	40,091,067	5,430,086	38,622,603
Switzerland	68,438	661,190	113,264	756,691
<b>EASTERN AFRICA</b>	<b>7,832,516</b>	<b>39,763,067</b>	<b>7,140,354</b>	<b>41,316,245</b>
Burundi	4,032	17,886	5,950	7,624
Comoros	273,052	996,012	147,208	755,019
Djibouti	126,776	1,439,886	387,732	2,218,207
Eritrea				17,638
Ethiopia	22,989	79,440	5,232	30,817
Kenya	3,632,312	17,995,812	2,975,476	16,309,578
Madagascar	461,081	4,284,258	667,688	5,074,244
Malawi	7,860	48,687	9,768	49,343
Mauritius	89,887	997,057	213,711	1,106,708
Mayotte	2,088	35,891	3,585	38,465
Mozambique	1,729,350	4,331,135	935,733	4,595,336
Reunion	63,620	349,449	52,382	370,452
Rwanda	1,756	4,048	2,899	10,760
Seychelles	33,090	200,694	26,537	158,689
Somalia	261,304	2,045,068	207,765	1,533,358
Uganda	43,074	99,379	10,492	88,299
U.R.of Tanzania	995,579	6,080,564	1,460,797	8,537,877
Zambia	2,908	16,951	10,494	50,647
Zimbabwe	81,758	740,849	16,905	363,183

Contd.

## 10.12 Exports by Areas and Countries / Territories

(In Thousand Rupees)				
Territories/Countries	Jan. 2017	Cumulative From July,2016	Jan. 2016	Cumulative From July,2015
<b>MIDDLE AFRICA</b>	807,777	3,117,340	318,026	3,960,018
Angola	126,671	1,267,870	133,040	1,652,787
Cameroon	232,062	1,177,358	95,376	656,303
Central African R.				71
Chad		977		1,841
Congo, Republic of		9,290	9,528	72,931
D.R.of Congo	404,643	537,289	50,442	1,451,695
Equatorial G.(Ri.Mi)	4,933	6,646		1,340
Gabon	32,283	110,725	29,640	123,050
Sao Tome & Principe	7,185	7,185		
<b>NORTHERN AFRICA</b>	1,656,505	11,237,466	1,951,863	13,292,128
Algeria	163,054	1,124,132	186,251	1,273,576
Egypt(U.A.R.)	820,775	5,418,204	1,093,806	7,038,260
Libya	33,566	188,950	27,238	344,024
Morocco	179,333	1,101,797	97,715	824,003
Sudan			343,976	2,381,092
South Sudan	320,242	2,051,234		
Tunisia	139,536	1,353,149	202,878	1,430,753
Western Sahara(Ri.De)				420
<b>SOUTHERN AFRICA</b>	1,901,921	11,126,474	1,510,575	12,633,366
Botswana	25,244	128,403	16,562	152,288
Lesotho	47,600	402,714	40,062	247,304
Namibia	6,190	19,276		17,054
South Africa	1,822,575	10,544,914	1,448,490	12,202,456
Swaziland	312	31,168	5,461	14,263
<b>WESTERN AFRICA</b>	3,102,533	11,588,027	3,066,435	16,275,289
Benin	303,928	1,623,560	551,727	3,814,051
Burkina Faso(Fr.Up.V)	241	17,191		755
Cape Verde		1,093	3,456	3,456
Co,te d,Ivoire(Fr.Iv)	276,177	1,212,796	1,012,627	3,264,995
Gambia	57,469	441,926	167,112	1,149,994
Ghana	60,294	652,814	133,203	579,584
Guinea	157,998	220,924	41,060	237,749
Guinea-Bissau	305,133	499,240	139,178	741,213
Liberia	6,993	29,076	3,793	81,631
Mali	4,185	13,868		8,440
Mauritania	145,051	601,245	33,246	280,664
Niger		5,181	589	2,552
Nigeria	265,997	2,194,159	154,666	1,716,138
Senegal	728,919	1,427,209	230,648	2,275,037
Sierra Leone	552,695	1,916,958	217,322	914,972
Togo	237,454	730,787	377,810	1,204,057
<b>EASTERN ASIA</b>	18,468,921	134,234,836	15,763,306	145,063,680
China	12,400,896	96,740,737	11,388,974	104,872,146
Hong Kong S.A.Re.Chi	656,157	7,372,272	1,105,811	11,105,251
Japan	1,768,168	10,062,437	1,499,251	10,764,341
Korea D.P.Republic				242
Korea, Republic of	3,237,766	16,656,091	1,389,139	15,570,665
Macao.China		491		3,602
Mongolia	3,704	28,075	2,009	13,853
O.Asia(Tai.For.Pe.Ki)	402,229	3,374,732	378,120	2,733,581
<b>SOUTH-CENTRAL ASIA</b>	25,104,115	160,376,574	24,398,229	166,233,696
Afghanistan	12,897,795	78,990,535	12,409,506	85,090,425
Bangladesh	5,826,551	38,046,345	6,720,241	42,455,565
India	2,978,682	24,351,235	2,129,688	18,747,291
Iran ( Islamic R.)	310,679	1,945,535	156,710	1,798,139
Kazakstan	301,045	976,892	397,591	1,372,912

Contd.



## 10.12 Exports by Areas and Countries / Territories

(In Thousand Rupees)

Territories/Countries	Jan. 2017	Cumulative From July,2016	Jan. 2016	Cumulative From July,2015
Kyrgyzstan/Kyrgyz R.	10,344	82,767	3,059	66,741
Maldives	29,444	297,309	94,253	464,930
Nepal	5,735	53,397	4,521	64,557
Sri Lanka	2,697,540	14,921,053	2,409,107	15,556,114
Tajikistan	19,319	170,201	27,674	192,041
Turkmenistan	10,068	262,794	16,848	271,611
Uzbekistan	16,913	278,511	29,031	153,371
<b>SOUTH-EASTERN ASIA</b>	<b>10,109,824</b>	<b>52,889,382</b>	<b>7,272,312</b>	<b>53,407,915</b>
Brunei Darussalam	9,859	37,916	3,166	41,251
Cambodia Fr.Kampuche	367,153	1,697,590	230,355	1,737,146
Timor Leste		100,967	192,175	294,901
Indonesia	1,461,818	8,942,782	927,700	8,625,135
Lao People's D.R.	5,408	72,314	16,156	71,638
Malaysia	1,399,931	8,517,885	1,289,163	9,212,384
Myanmar	146,145	796,119	110,237	734,906
Philippines	3,108,508	6,642,099	628,034	2,893,707
Singapore	432,691	2,792,923	1,419,843	6,940,360
Thailand	1,163,882	6,638,891	756,525	5,946,083
Viet Nam	2,014,429	16,649,896	1,698,957	16,910,404
<b>WESTERN ASIA</b>	<b>15,980,665</b>	<b>107,264,341</b>	<b>18,600,267</b>	<b>120,230,623</b>
Armenia		1,408		7,201
Azerbaijan	127,892	1,925,111	242,381	1,876,492
Bahrain	393,230	3,175,141	551,000	3,636,786
Cyprus	27,000	268,470	25,548	212,125
Gaza Strip	40,455	122,834		
Georgia	47,062	219,579	51,375	314,277
Iraq	207,537	1,003,051	289,696	1,674,227
Jordan	480,756	2,783,832	271,496	2,151,963
Kuwait	693,635	5,268,023	1,125,766	6,202,659
Lebanon	96,710	978,926	180,008	1,387,741
Oman	955,210	5,530,739	837,472	6,041,071
Qatar	370,880	3,138,631	406,190	3,281,020
Saudi Arabia	2,941,946	19,746,217	4,119,026	25,038,831
Syrian Arab Republic	209,331	973,453	219,807	599,023
Turkey	2,751,436	14,983,316	2,025,648	13,119,156
United Arab Emirates	5,992,314	43,169,531	7,267,177	49,295,034
Yemen	645,273	3,976,080	987,676	5,393,017
<b>AUSTRALIA AND NEW ZEALAND</b>	<b>2,462,868</b>	<b>17,315,428</b>	<b>2,125,045</b>	<b>14,035,028</b>
Australia	1,963,121	14,858,938	1,709,329	11,741,499
New Zealand	499,747	2,456,491	415,715	2,293,529
<b>MELANESIA</b>	<b>53,976</b>	<b>204,723</b>	<b>15,885</b>	<b>1,614,668</b>
Fiji	20,304	117,112	2,736	90,196
New Caledonia		5,133	1,704	5,067
Papua New Guinea	33,671	77,490	11,445	1,514,357
Solomon Islands		2,469		1,853
Vanuatu		2,519		3,194
<b>MICRONESIA</b>	<b>76</b>	<b>1,290</b>	<b>2,851</b>	<b>8,343</b>
Guam	76	1,217	2,851	7,832
Micronesia,F.States		73		511
<b>POLYNESIA</b>	<b>488</b>	<b>32,014</b>		<b>23,545</b>
American Samoa		9,430		1,206
Cook Islands				35
French Polynesia	488	11,333		13,750
Samoa		11,091		137
Tonga		160		5,015
Tuvalu				3,402

## 10.13 Re-Exports by Areas and Countries / Territories

(In Thousand Rupees)

Territories/Countries	Jan. 2017	Cumulative From July,2016	Jan. 2016	Cumulative From July,2015
<b>GRAND TOTALS</b>	<b>710,420</b>	<b>10,341,005</b>	<b>954,215</b>	<b>10,449,341</b>
<b>CENTRAL AMERICA</b>		125		2,750
Mexico				2,750
Panama		125		
<b>SOUTH AMERICA</b>	10	10,616	4,834	14,448
Bolivia		169		2,211
Brazil		114		101
Colombia		1,334		436
Ecuador		244		1,058
Peru	10	8,755	936	6,744
Venezuela,Bolivar. R			3,898	3,898
<b>NORTH AMERICA</b>	134,168	1,223,298	88,012	590,446
Canada	2,611	122,014	56,430	101,695
U.S.America	131,557	1,101,285	31,581	488,751
<b>EASTERN EUROPE</b>	181	315,520	4,771	269,276
Belarus		4,343		
Bulgaria			15	10,266
Czech Republic		75,585		2
Hungary		9,658		245,114
Poland		210,288	1,511	5,782
Romania		128		376
Russian Federation	181	8,894	1,672	1,672
Slovakia/Slovak R.				1,390
Ukraine		6,623	1,573	4,674
<b>NORTHERN EUROPE</b>	74,704	495,750	77,165	686,065
Denmark	3,974	7,384	10	34,215
Estonia		522		
Finland		56		4,844
Ireland	3,940	3,940	31,350	33,594
Latvia	2	3,881		
Lithuania		22,394	1,134	6,525
Norway	680	1,471	1,408	12,560
Sweden		79,290	439	10,863
United Kingdom	66,108	376,812	42,824	583,464
<b>SOUTHERN EUROPE</b>	2,437	637,895	3,792	242,783
Croatia		11		
Greece		2,151	339	7,858
Italy	2,395	611,276	22	228,790
Spain	42	24,458	3,431	6,134
<b>WESTERN EUROPE</b>	30,337	2,262,728	228,246	1,643,120
Austria	275	17,837	5,913	17,915
Belgium	8,717	56,216	9,207	17,091
France	14,316	545,611	21,688	424,958
Germany	6,329	719,631	24,353	773,860
Luxembourg				3,775
Netherlands	700	32,058	166,130	313,207
Switzerland		891,376	955	92,314
<b>MIDDLE AFRICA</b>	76	76		172
Angola	76	76		
Cameroon				172

Contd.

## 10.13 Re-Exports by Areas and Countries / Territories

(In Thousand Rupees)

Territories/Countries	Jan. 2017	Cumulative From July,2016	Jan. 2016	Cumulative From July,2015
<b>NORTHERN AFRICA</b>	1,187	5,075	45,272	53,860
Algeria	914	3,511	642	745
Egypt(U.A.R.)	273	1,564	973	9,142
Morocco				316
Tunisia			43,657	43,657
<b>SOUTHERN AFRICA</b>	15,356	27,527		31,301
South Africa	15,356	15,377		31,240
Swaziland		12,150		61
<b>WESTERN AFRICA</b>				1,516
Ghana				775
Guinea				434
Nigeria				307
<b>EASTERN ASIA</b>	126,449	2,302,059	152,585	1,982,212
China	17,581	700,628	40,821	603,140
Hong Kong S.A.Re.Chi	58,610	1,236,903	21,540	501,444
Japan	47,430	291,399	55,926	308,986
Korea D.P.Republic		130		300
Korea, Republic of	2,828	69,387	27,058	536,157
O.Asia(Tai.For.Pe.Ki		3,612	7,239	32,185
<b>SOUTH-CENTRAL ASIA</b>	8,173	139,519	43,937	217,206
Afghanistan	7,745	116,228	19,736	105,693
Bangladesh				9
India		15,780	1,672	68,516
Iran ( Islamic R.)		2,301	22,292	22,292
Kyrgyzstan/Kyrgyz R.		499		
Sri Lanka	428	4,487	236	20,696
Turkmenistan		225		
<b>SOUTH-EASTERN ASIA</b>	48,501	1,596,641	67,781	2,198,142
Indonesia	3,787	320,430	9,352	76,937
Malaysia	306	19,978	10,612	654,006
Myanmar				985
Philippines	1,295	8,431	635	24,542
Singapore	42,274	1,196,113	46,616	1,424,003
Thailand	839	49,473	566	943
Viet Nam		2,218		16,726
<b>WESTERN ASIA</b>	266,686	1,314,645	233,152	2,506,093
Azerbaijan				91,953
Bahrain		31		27,684
Cyprus				17
Iraq	1,013	6,959	1,259	1,839
Jordan		20,974		
Kuwait	3,533	20,862	6,903	12,985
Oman	1,487	53,969		155,712
Qatar	187,727	403,408	36,336	154,196
Saudi Arabia	569	178,489	53,975	255,290
Turkey	4,373	32,470	5,248	53,475
United Arab Emirates	67,985	597,482	129,431	1,752,943
<b>AUSTRALIA AND NEW ZEALAND</b>	2,155	9,530	4,668	9,952
Australia		6,037	363	5,229
New Zealand	2,155	3,493	4,305	4,723

## 10.14 Imports by Areas and Countries / Territories

(In Thousand Rupees)

Territories/Countries	Jan., 2017	Cumulative From July,2016	Jan., 2016	Cumulative From July,2015
<b>GRAND TOTALS</b>	<b>491,952,818</b>	<b>3,037,456,277</b>	<b>362,229,388</b>	<b>2,663,493,629</b>
<b>LATIN AMERICA</b>	<b>66,954</b>	<b>1,132,507</b>	<b>47,067</b>	<b>998,595</b>
Anguilla				32
Antigua and Barbuda	61	61	2,202	2,202
Aruba		154	1,620	1,620
Bahamas	760	764,603		318,505
Barbados		4,470		5,908
British Virgin Is.	879	913		1,795
Cayman Islands		8,755		5,730
Cuba		225		5,304
Dominica	347	4,632	4,267	13,981
Dominican Republic	5,083	21,586	12,131	36,901
Grenada		3,124	1,705	3,311
Haiti	1,343	1,396	535	2,503
Jamaica	27,334	92,825	2,134	57,142
Martinique				1,372
Montserrat		5		1,190
Netherlands Antilles	5,957	6,555	10	3,415
Puerto Rico	18,915	189,248	12,319	224,626
St.Kitts and Nevis		3,301	7	667
St. Lucia		3,911		
St.Vincent/Grenadine		8		
Trinidad and Tobago	6,274	24,139	10,137	286,662
Turks & Caicos Is.		2,592		6,029
US.Virgin Islands		5		19,700
<b>CENTRAL AMERICA</b>	<b>786,951</b>	<b>3,589,364</b>	<b>443,948</b>	<b>3,928,922</b>
Belize	46,548	51,451	13,186	62,941
Costa Rica	16,544	57,652	1,814	41,966
El Salvador	5	14	196	6,120
French West Indies	4,771	5,760	2,295	2,930
Guatemala	84,717	641,832	163,400	602,470
Honduras	3,846	20,557	715	28,256
Mexico	630,520	2,798,390	259,003	3,161,192
Nicaragua		574		3,210
Panama		13,134	3,339	19,835
<b>SOUTH AMERICA</b>	<b>3,523,509</b>	<b>37,274,693</b>	<b>5,093,996</b>	<b>57,625,597</b>
Argentina	1,928,174	15,496,397	1,775,448	36,545,249
Bolivia	1,449	5,387		8,502
Bouvet Island		86	132	875
Brazil	1,318,126	20,297,739	2,882,895	18,650,330
Chile	177,313	942,768	220,905	1,433,168
Colombia	12,501	86,497	24,307	125,413
Ecuador	7,021	21,083	16,043	16,805
Falkland Is.Malvinas				1
French Guiana		16		
Guyana		1,056		5,776
Paraguay	35,399	206,527	136,019	527,310
Peru	29,508	152,362	33,691	149,002
S.Georgia S.Sandw.Is		828		432
Suriname		3,324		
Uruguay	14,019	60,496	4,548	151,831
Venezuela,Bolivar. R		125	6	10,903

Contd.

## 10.14 Imports by Areas and Countries / Territories

(In Thousand Rupees)

Territories/Countries	Jan., 2017	Cumulative From July,2016	Jan., 2016	Cumulative From July,2015
<b>NORTH AMERICA</b>	<b>35,318,657</b>	<b>182,937,055</b>	<b>24,458,056</b>	<b>142,227,333</b>
Bermuda				2,246
Canada	7,700,830	43,016,039	10,077,883	32,360,745
Greenland		14	1,376	1,376
U.S.America	27,617,827	139,921,002	14,378,797	109,862,965
<b>EASTERN EUROPE</b>	<b>7,533,526</b>	<b>47,530,272</b>	<b>3,748,227</b>	<b>35,621,877</b>
Belarus	602,859	2,867,746	194,301	1,492,213
Bulgaria	92,487	1,076,999	86,711	594,782
Czech Republic	309,119	2,143,795	145,190	1,589,123
Hungary	341,453	3,313,000	314,944	2,184,710
Poland	2,410,655	6,581,603	541,240	4,981,628
Republic of Moldova		285,021	31,764	180,398
Romania	175,241	6,864,486	814,570	1,913,581
Russian Federation	3,073,100	17,436,099	1,244,380	11,190,713
Slovakia/Slovak R.	176,078	1,221,563	126,598	1,559,694
Ukraine	352,535	5,739,960	248,528	9,935,036
<b>NORTHERN EUROPE</b>	<b>11,550,874</b>	<b>65,200,301</b>	<b>10,887,760</b>	<b>72,725,988</b>
Denmark	1,027,781	4,889,060	684,837	8,616,900
Estonia	74,445	173,737	16,394	249,142
Faeroe Islands		5,724	194	1,702
Finland	538,918	3,503,142	505,288	3,085,224
Iceland	5,459	40,513	24	120,409
Ireland	617,653	4,456,157	529,316	9,424,733
Latvia	57,580	639,709	2,613,884	3,300,791
Lithuania	78,261	776,299	45,036	455,298
Norway	70,644	546,714	81,429	522,982
Svalbard/Jan May.Is.	2,941	3,008		1,085
Sweden	1,793,406	11,780,763	1,457,860	10,900,197
United Kingdom	7,283,785	38,385,476	4,953,498	36,047,526
<b>SOUTHERN EUROPE</b>	<b>7,715,290</b>	<b>50,627,529</b>	<b>10,771,981</b>	<b>50,356,122</b>
Albania	7,176	10,334		3,651
Andorra		281		
Bosnia & Herzegovina	5,157	8,891	247	6,284
Croatia	6,372	289,635	1,474	60,485
Fr.Yugoslav R.Macedo		6,908	13	13
Gibraltar		1,024		975
Greece	74,750	364,405	314,123	746,262
Italy	5,486,642	31,843,177	5,652,419	28,668,626
Malta	889	33,398	9,958	37,040
Portugal	164,956	1,329,900	313,090	1,500,536
San Marino	9,512	35,074	775	20,195
Slovenia	24,934	236,650	51,631	187,180
Spain	1,919,259	14,529,043	4,377,529	17,106,551
Serbia	15,643	1,938,809	50,721	2,018,324
<b>WESTERN EUROPE</b>	<b>39,656,859</b>	<b>205,629,747</b>	<b>29,724,615</b>	<b>185,445,654</b>
Austria	1,228,606	7,333,682	1,417,756	8,189,750
Belgium	3,195,718	21,100,184	2,742,319	17,333,567
Europien Union	9,410,183	42,058,052	6,930,245	37,995,190
France	8,218,663	33,975,493	2,683,146	23,147,662
Germany	9,968,698	67,321,546	8,218,985	59,084,687
Liechtenstein	20	13,155		17
Luxembourg	68,903	321,170	116,841	679,966
Netherlands	5,936,495	20,164,866	6,155,291	24,880,506
Switzerland	1,629,573	13,341,600	1,460,033	14,134,309

Contd.

## 10.14 Imports by Areas and Countries / Territories

(In Thousand Rupees)

Territories/Countries	Jan., 2017	Cumulative From July,2016	Jan., 2016	Cumulative From July,2015
<b>EASTERN AFRICA</b>	<b>5,605,149</b>	<b>38,455,390</b>	<b>5,204,865</b>	<b>41,378,147</b>
B.Indian Ocean Terr.				245
Burundi	40,395	689,231	56,573	1,097,447
Comoros	6,169	99,986	15,947	95,651
Djibouti	2,682	36,876	8,782	25,820
Eritrea	2,657	7,794		2,063
Ethiopia	546,685	3,717,130	237,392	2,643,381
Kenya	4,123,258	26,759,277	3,817,444	25,976,601
Madagascar	80,644	512,713	70,001	374,012
Malawi	2,324	12,859	139	11,046
Mauritius	11,380	90,190	24,046	2,914,831
Mayotte				17
Mozambique	17,263	63,283	13,682	45,569
Reunion	18,754	115,025	12,393	58,272
Rwanda	235,962	1,844,433	250,487	2,231,306
Seychelles	8,036	23,126	7,449	20,354
Somalia	24,804	378,988	26,944	200,392
Uganda	99,706	440,445	59,903	554,739
U.R.of Tanzania	78,553	1,989,391	198,034	1,692,457
Zambia	305,877	1,584,966	385,967	3,352,697
Zimbabwe		89,677	19,682	81,247
<b>MIDDLE AFRICA</b>	<b>36,907</b>	<b>592,279</b>	<b>39,397</b>	<b>517,659</b>
Angola	1,883	21,718	16	37,956
Cameroon	11,587	151,319	12,649	141,761
Central African R.		322		
Chad	2,271	102,800	351	70,120
Congo, Republic of	13,639	213,720	23,006	90,525
D.R.of Congo		29,448		115,497
Equatorial G.(Ri.Mi)	724	724		1
Gabon	6,803	67,472	3,376	52,390
Sao Tome & Principe		4,755		9,409
<b>NORTHERN AFRICA</b>	<b>1,945,066</b>	<b>25,985,375</b>	<b>3,229,149</b>	<b>32,394,727</b>
Algeria	1	2,845	2,623	20,913
Egypt(U.A.R.)	1,131,213	9,065,097	1,324,831	9,800,296
Libya	96,888	514,381	78,585	496,223
Morocco	659,598	15,649,645	1,532,466	21,301,110
Sudan			239,768	344,737
South Sudan	9,301	433,655		
Tunisia	48,065	319,487	50,876	431,448
Western Sahara(Ri.De)		264		
<b>SOUTHERN AFRICA</b>	<b>6,087,171</b>	<b>35,886,833</b>	<b>3,223,686</b>	<b>29,160,965</b>
Botswana		27		5,326
Canary Islands		981		
French Southern Terr		5,802		
Lesotho		2		
Namibia	21,633	140,545	8,874	11,323
South Africa	5,959,042	35,279,161	3,175,292	28,524,600
Swaziland	106,496	460,316	39,520	619,718
<b>WESTERN AFRICA</b>	<b>89,184</b>	<b>1,670,948</b>	<b>140,115</b>	<b>4,860,732</b>
Benin	2,482	390,959	45	404,456
Burkina Faso(Fr.Up.V)	5	119,981	45	402,628
Cape Verde				7

Contd.

## 10.14 Imports by Areas and Countries / Territories

(In Thousand Rupees)

Territories/Countries	Jan., 2017	Cumulative From July,2016	Jan., 2016	Cumulative From July,2015
Co,te d,Ivoire(Fr.Iv	8	374,849	93,359	300,568
Gambia	4,268	18,659	112	34,107
Ghana	23,526	224,859	11,621	153,003
Guinea		6,221		11,755
Liberia		2,258		292,919
Mali	792	15,522		16,376
Mauritania		3,100		15,410
Niger		21		
Nigeria	5,195	48,380	19,883	2,814,950
Senegal	10,798	59,121	1,266	136,568
Sierra Leone		1,455	6,248	14,891
St. Helena	16,154	27,163		5,281
Togo	25,955	378,394	7,536	257,818
<b>EASTERN ASIA</b>	<b>173,809,922</b>	<b>1,111,560,985</b>	<b>134,067,590</b>	<b>894,342,795</b>
China	144,194,251	917,211,959	108,247,948	712,925,295
Hong Kong S.A.Re.Chi	757,877	4,127,547	773,739	4,354,901
Japan	18,146,672	122,632,479	16,500,934	107,033,951
Korea D.P.Republic	238,268	2,027,211	313,642	2,940,242
Korea, Republic of	7,362,940	41,863,013	5,564,746	43,375,011
Macao.China		1,592	3,385	4,716
Mongolia				1,079
O.Asia(Tai.For.Pe.Ki	3,109,914	23,697,185	2,663,196	23,707,601
<b>SOUTH-CENTRAL ASIA</b>	<b>26,152,517</b>	<b>149,142,689</b>	<b>23,274,894</b>	<b>158,531,509</b>
Afghanistan	3,828,904	26,691,839	3,564,072	30,420,178
Bangladesh	809,466	3,490,121	295,004	3,236,870
Bhutan		2,958		827
India	18,930,902	92,307,725	16,800,827	104,900,232
Iran ( Islamic R.)	1,010,632	17,378,669	1,716,473	13,812,438
Kazakstan	3,140	102,938		88,987
Kyrgyzstan/Kyrgyz R.	1,348	10,124		4,365
Maldives	158,493	819,864	35	2,292
Nepal	20,707	81,959	270	19,480
Sri Lanka	968,116	5,470,994	561,527	4,897,339
Tajikistan	312,203	1,136,114	59,737	64,601
Turkmenistan	88,474	1,484,348	276,950	1,083,902
Uzbekistan	20,133	165,034		
<b>SOUTH-EASTERN ASIA</b>	<b>51,842,251</b>	<b>304,709,710</b>	<b>36,959,060</b>	<b>284,779,402</b>
Brunei Darussalam				111
Cambodia Fr.Kampuche	9,476	66,944	3,806	44,655
Timor Leste				16
Indonesia	21,440,497	124,848,965	17,097,890	125,160,702
Lao People's D.R.		680		2,489
Malaysia	8,588,352	57,676,043	7,432,019	54,278,455
Myanmar	40,475	272,991	31,416	252,648
Philippines	414,951	1,875,889	315,699	2,200,010
Singapore	8,940,372	43,844,849	3,099,000	38,587,873
Thailand	8,989,000	58,651,048	6,198,451	47,819,649
Viet Nam	3,419,128	17,472,301	2,780,779	16,432,795
<b>WESTERN ASIA</b>	<b>112,858,086</b>	<b>744,737,363</b>	<b>63,935,310</b>	<b>628,793,170</b>
Armenia	546	8,139		5,260
Azerbaijan		8,685		1,481
Bahrain	404,521	2,461,199	1,112,852	2,305,658
Cyprus	20,997	105,361	15,907	157,533

Contd.

## 10.14 Imports by Areas and Countries / Territories

(In Thousand Rupees)

Territories/Countries	Jan., 2017	Cumulative From July,2016	Jan., 2016	Cumulative From July,2015
Gaza Strip	308	2,380		
Georgia	1,869	22,814	151	4,800
Iraq	198,048	1,578,384	677,424	824,863
Jordan	159,017	1,798,736	68,911	1,091,019
Kuwait	12,620,385	80,861,476	8,792,281	83,241,456
Lebanon	21,355	125,569	4,417	162,732
Oman	4,227,414	21,764,896	620,946	18,990,822
Qatar	10,651,192	60,567,191	2,792,841	15,263,626
Saudi Arabia	17,852,038	120,667,937	12,528,548	159,667,495
Syrian Arab Republic	18,549	78,904	6,535	153,534
Turkey	2,410,250	15,688,466	2,064,363	13,511,155
United Arab Emirates	63,837,739	437,980,949	34,993,555	333,112,595
Yemen	433,859	1,016,278	256,580	299,142
<b>AUSTRALIA AND NEW ZEALAND</b>	<b>7,365,632</b>	<b>30,665,929</b>	<b>6,944,548</b>	<b>39,730,187</b>
Australia	6,811,047	27,966,324	6,051,737	37,084,476
Christmas Islands	2,490	17,539	274	3,876
Cocos (Keeling) Is.		47	54	433
Heard/Mac Donald Is.		76		289
New Zealand	551,691	2,671,881	892,010	2,625,215
Norfolk Island		3,266		15,011
US.Minor Outlying Is	404	6,797	472	887
<b>MELANESIA</b>	<b>8,185</b>	<b>118,493</b>	<b>3,581</b>	<b>37,766</b>
Fiji		103,725		22,781
New Caledonia				113
Papua New Guinea			3,547	11,538
Solomon Islands	615	2,435		1,996
Vanuatu	7,571	12,334	35	1,338
<b>MICRONESIA</b>		<b>4,831</b>	<b>91</b>	<b>1,360</b>
Guam		11		
Kiribati		4,807	90	1,265
Marshall Islands		1	1	1
Micronesia,F.States				90
Palau(Fr.pacific Is)		12		4
<b>POLYNESIA</b>	<b>127</b>	<b>3,984</b>	<b>31,452</b>	<b>35,123</b>
American Samoa	85	790	29,615	32,292
Cook Islands		1		2
French Polynesia	33	33	1	1
Johnston Island		2,860		79
Pitcairn	8	8		899
Tokelau			1,607	1,607
Tonga			213	227
Tuvalu		292		
Wallis & Futuna Is.			16	16



## 10.15 Re-Imports by Areas and Countries / Territories

(In Thousand Rupees)

Territories/Countries	Jan., 2017	Cumulative From July,2016	Jan., 2016	Cumulative From July,2015
<b>GRAND TOTALS</b>	<b>1,952,851</b>	<b>12,793,590</b>	<b>1,661,071</b>	<b>12,246,784</b>
<b>CENTRAL AMERICA</b>		4,940		228
Belize		2,244		
Guatemala		2,111		
Honduras		44		
Mexico		541		228
<b>SOUTH AMERICA</b>				21,943
Brazil				20,459
Peru				1,484
<b>NORTH AMERICA</b>	771,480	5,386,529	680,954	4,642,534
Bermuda		63		
Canada	80,292	599,700	91,714	737,339
U.S.America	691,188	4,786,766	589,241	3,905,195
<b>EASTERN EUROPE</b>	2,716	14,175		50,974
Bulgaria				2,886
Czech Republic		3,330		2,871
Hungary		1		
Poland	2,047	10,175		39,695
Romania	670	670		273
Russian Federation				5,250
<b>NORTHERN EUROPE</b>	49,755	394,305	75,374	525,855
Denmark		29,041		10,573
Finland		1,862		359
Ireland	1,902	10,001	12,184	12,798
Lithuania		901		
Norway		2,995		6,068
Svalbard/Jan May.Is.		5,396		7,597
Sweden	14,220	61,593	11,084	113,413
United Kingdom	33,633	282,516	52,106	375,047
<b>SOUTHERN EUROPE</b>	38,392	183,499	24,676	258,300
Croatia				527
Greece				657
Italy	35,040	157,492	24,100	227,670
Portugal	1	1		618
Spain	3,351	26,007	576	28,828
<b>WESTERN EUROPE</b>	48,177	473,835	64,925	467,324
Austria		1,341		
Belgium	28,118	158,491	16,453	34,959
France	159	25,699	3,603	74,731
Germany	14,245	183,517	23,408	245,177
Netherlands	5,064	63,837	21,461	109,833
Switzerland	591	40,951		2,624
<b>EASTERN AFRICA</b>		33,231		16,181
Ethiopia		28,590		
Kenya				1,462
Mauritius		625		
U.R.of Tanzania				14,719
Zimbabwe		4,016		
<b>MIDDLE AFRICA</b>	927	1,698		
Central African R.	927	1,698		

Contd.

## 10.15 Re-Imports by Areas and Countries / Territories

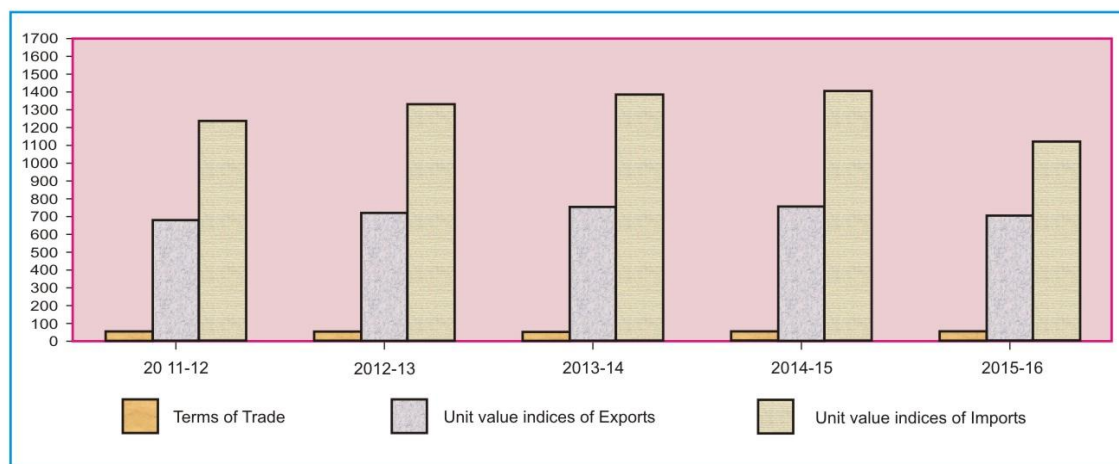
(In Thousand Rupees)

Territories/Countries	Jan., 2017	Cumulative From July,2016	Jan., 2016	Cumulative From July,2015
<b>NORTHERN AFRICA</b>		12,355	2,508	6,464
Egypt(U.A.R.)		707		334
Morocco		10,027		3,622
Tunisia		1,621	2,508	2,508
<b>SOUTHERN AFRICA</b>	28,144	102,618	14,192	60,856
South Africa	28,144	79,817	6,786	36,326
Swaziland		22,800	7,406	24,530
<b>WESTERN AFRICA</b>		1,337		
Cape Verde		1,337		
<b>EASTERN ASIA</b>	582,094	3,301,005	404,984	3,455,563
China	343,225	1,908,899	246,196	1,883,483
Hong Kong S.A.Re.Chi	12,091	151,158	20,777	232,805
Japan	137,454	751,614	58,394	802,504
Korea D.P.Republic		158		
Korea, Republic of	33,059	165,092	28,032	195,322
O.Asia(Tai.For.Pe.Ki	56,265	324,085	51,585	341,449
<b>SOUTH-CENTRAL ASIA</b>	159,733	849,180	110,317	675,205
Bangladesh	14,043	49,924	3,563	41,999
India	140,883	725,301	102,282	566,092
Iran ( Islamic R.)		7,047		5,399
Sri Lanka	4,807	66,908	4,472	61,715
<b>SOUTH-EASTERN ASIA</b>	103,506	883,036	118,229	896,423
Cambodia Fr.Kampuche				6,531
Indonesia	72,227	547,074	57,348	445,216
Malaysia	17,436	149,212	25,015	150,463
Myanmar			29	29
Philippines		163		
Singapore	1,719	33,479	12,193	67,115
Thailand	10,555	105,287	21,493	202,935
Viet Nam	1,569	47,820	2,151	24,134
<b>WESTERN ASIA</b>	142,310	1,016,651	90,495	775,295
Bahrain	5,665	43,207	1,903	28,869
Cyprus				330
Jordan	1,125	1,810		
Kuwait		370		614
Oman	106	9,672		2,465
Qatar				402
Saudi Arabia	14,368	133,621	2,091	129,914
Syrian Arab Republic		31,802	4,283	47,202
Turkey	12,924	75,976	14,868	86,640
United Arab Emirates	108,123	720,193	67,349	478,859
<b>AUSTRALIA AND NEW ZEALAND</b>	25,599	135,178	74,417	386,723
Australia	25,360	110,854	74,417	386,723
Norfolk Island		24,085		
US.Minor Outlying Is	240	240		
<b>MICRONESIA</b>	18	18		6,913
Marshall Islands	18	18		
Northern Mariana Is.				6,913

### 10.16 Annual and Quarterly Terms of Trade and Unit Value Indices of Exports and Imports (1990-91=100)

Year/ Quarter	Terms of Trade	Unit Value Indices of Exports	Unit Value Indices of Imports
2011-12	55.08	679.44	1233.49
2012-13	53.81	715.45	1329.56
2013-14	54.27	752.86	1387.15
2014-15	54.05	759.21	1,404.72
2015-16	56.33	705.02	1,251.53
2011-12 Jul-Sep	56.28	653.84	1161.73
Oct-Dec	54.96	673.48	1225.37
Jan-Mar	54.95	680.39	1238.16
Apr-Jun	54.26	710.06	1308.71
2012-13 Jul-Sep	53.94	684.66	1269.28
Oct-Dec	53.43	709.08	1327.23
Jan-Mar	53.91	728.42	1351.28
Apr-Jun	53.97	739.63	1370.44
2013-14 Jul-Sep	54.54	745.76	1367.33
Oct-Dec	54.61	745.57	1365.33
Jan-Mar	54.80	771.50	1407.91
Apr-Jun	53.17	748.62	1408.02
2014-15 Jul-Sep	52.24	753.27	1441.98
Oct-Dec	54.41	762.69	1401.74
Jan-Mar	55.87	769.06	1376.64
Apr-Jun	53.76	751.81	1398.50
2015-16 Jul-Sep	53.67	712.89	1328.20
Oct-Dec	56.66	701.89	1238.67
Jan-Mar	57.87	703.02	1214.84
Apr-Jun	57.36	702.28	1224.39
2016-17 Jul-Sep	57.02	697.00	1222.36
Oct-Dec *	57.46	703.81	1224.89

ANNUAL TERMS OF TRADE & UNIT VALUE INDICES OF EXPORTS & IMPORTS (1990-91=100)



## 10.17 Index Numbers of Unit Values of Exports by Groups ( 1990-91=100 )

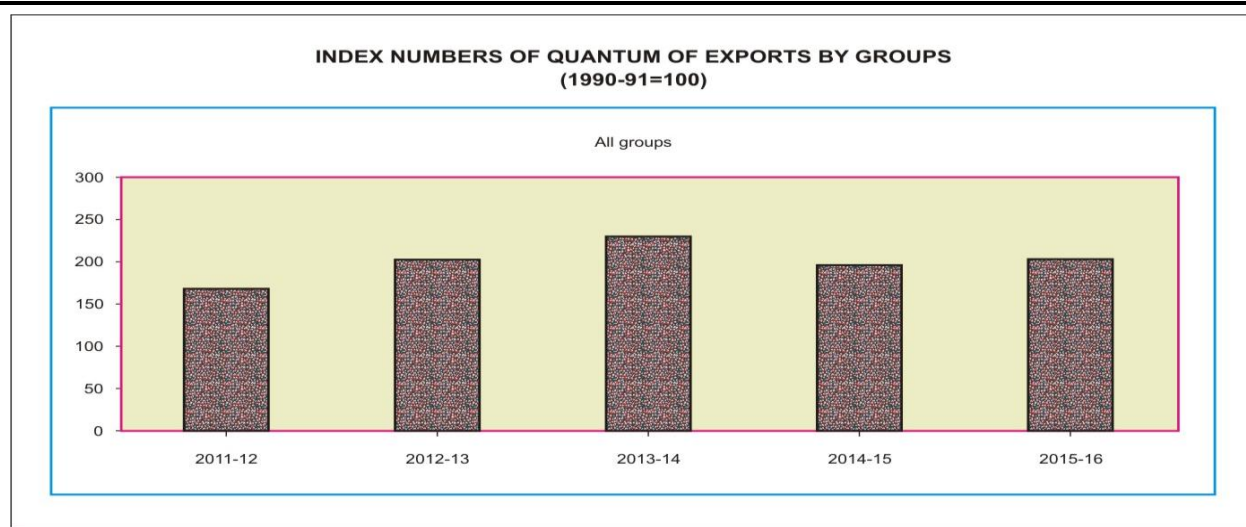
Year /Quarter	All Groups	Food and Live Animals	Beverages & Tobacco	Crude Materials Inedible	Mineral Fuels & Lubrican	Chemicals	Manufactured Goods	Machinery & Transport	Misc. Manufactured Articles
2011-12	679.44	800.09	935.29	848.74	1500.63	739.66	641.15	1517.96	650.31
2012-13	715.45	884.48	1052.54	958.74	1615.08	876.11	689.62	1603.48	657.15
2013-14	752.86	954.07	1127.89	1009.57	1682.81	939.50	698.49	1650.17	700.75
2014-15	759.21	1057.47	1148.80	999.87	1713.20	935.18	667.05	1789.37	728.76
2015-16	705.02	944.46	1217.42	920.79	1092.25	1000.41	607.39	1873.58	774.38
2011-12									
Jul-Sep	653.84	803.38	897.76	758.78	1429.38	678.24	617.90	1431.44	635.65
Oct-Dec	673.48	780.21	923.77	818.80	1492.20	714.47	645.22	1523.11	645.05
Jan-Mar	680.39	787.46	953.20	904.77	1528.82	766.15	648.83	1549.50	652.21
Apr-Jun	710.06	829.32	966.43	912.66	1552.12	799.77	652.65	1567.78	668.31
2012-13									
Jul-Sep	684.66	867.43	999.22	924.18	1562.79	809.02	656.98	1584.13	636.74
Oct-Dec	709.08	869.95	1036.60	944.56	1653.04	851.48	685.86	1590.79	658.79
Jan-Mar	728.42	899.09	1086.12	982.32	1620.06	921.14	705.07	1618.96	666.01
Apr-Jun	739.63	901.46	1088.20	983.88	1624.41	922.80	710.57	1620.03	667.06
2013-14									
Jul-Sep	745.46	919.57	1098.87	1017.68	1634.63	934.11	713.43	1624.52	674.82
Oct-Dec	745.57	952.49	1154.15	1023.78	1640.93	928.01	698.36	1631.05	723.57
Jan-Mar	771.50	970.48	1164.01	1042.41	1659.59	941.60	719.23	1664.20	729.32
Apr-Jun	748.62	973.74	1094.54	954.39	1796.09	954.26	659.51	1680.90	675.29
2014-15									
Jul-Sep	753.27	1027.99	1123.85	988.05	1853.14	929.85	676.38	1722.41	692.43
Oct-Dec	762.69	1071.97	1171.54	1000.56	1862.62	935.86	677.14	1781.57	740.31
Jan-Mar	769.06	1075.01	1148.08	1030.34	1732.30	946.52	679.02	1787.10	728.26
Apr-Jun	751.81	1054.91	1151.73	980.52	1404.75	928.49	635.66	1866.41	754.05
2015-16									
Jul-Sep	712.89	973.60	1144.34	964.35	1423.80	994.53	628.77	1955.09	730.30
Oct-Dec	701.89	935.34	1176.96	908.48	1022.94	995.70	601.06	1858.72	782.09
Jan-Mar	703.02	929.68	1250.14	921.27	1045.51	1021.47	599.41	1866.25	795.28
Apr-Jun	702.28	939.22	1298.25	889.05	876.75	989.95	600.29	1814.27	789.83
2016-17									
Jul-Sep	697.00	972.71	1239.28	909.02	1069.37	993.34	590.69	1780.89	762.86
Oct-Dec*	703.81	928.54	1223.96	880.70	1080.33	1032.44	597.47	1719.51	794.66

## 10.18 Index Numbers of Unit Values of Imports by Groups ( 1990-91=100 )

Year/Quarter	All groups	Food and Live animals	Beverages & Tobacco	Crude materials inedible except fuels	Mineral fuels & Lubricants	Animal or Veg. oils & Fats	Chemicals	Manufactured goods	Machinery & Transport equipment	Misc. manufactured articles
2011-12	1233.49	791.79	1230.10	881.00	1651.93	1240.29	897.56	823.33	1407.29	1274.46
2012-13	1329.56	802.28	1339.47	995.65	1720.77	1103.29	994.50	887.02	1738.91	1342.66
2013-14	1387.15	838.74	1446.20	1046.35	1757.91	1054.13	1098.60	899.66	1866.32	1458.63
2014-15	1404.72	891.28	1620.65	1048.08	1550.37	1037.83	1256.50	1026.39	1985.27	1854.42
2015-16	1251.53	839.11	1700.77	1031.47	1054.32	1011.65	1193.67	920.53	1913.99	2376.63
2011-12 Jul-Sep	1161.73	780.37	1174.28	886.35	1546.57	1209.58	836.74	807.84	1297.42	1248.30
Oct-Dec	1225.37	786.64	1201.86	889.48	1674.49	1185.85	907.70	818.38	1350.77	1264.77
Jan-Mar	1238.16	819.33	1254.74	846.69	1651.53	1277.05	922.54	830.85	1386.86	1282.00
Apr-Jun	1308.71	780.82	1289.52	901.49	1735.14	1288.69	923.26	836.23	1594.10	1302.76
2012-13 Jul-Sep	1269.28	791.42	1310.88	925.57	1623.49	1189.26	939.61	875.46	1610.53	1323.94
Oct-Dec	1327.23	794.08	1328.36	995.64	1764.03	1111.45	1009.58	881.11	1680.20	1327.27
Jan-Mar	1351.28	800.25	1350.09	1017.46	1761.13	1048.35	989.23	877.44	1804.52	1345.00
Apr-Jun	1370.44	823.38	1368.54	1043.92	1734.43	1064.11	1039.59	914.05	1860.39	1374.43
2013-14 Jul-Sep	1367.33	839.00	1390.72	1064.30	1688.69	1075.42	1064.27	859.80	1865.31	1381.34
Oct-Dec	1365.33	840.48	1425.20	1052.01	1711.56	1054.23	1083.40	873.38	1875.71	1391.17
Jan-Mar	1407.91	849.44	1463.98	1072.34	1784.71	1061.03	1104.26	930.61	1937.80	1487.18
Apr-Jun	1408.02	826.03	1504.91	996.75	1846.69	1025.83	1142.45	934.85	1786.47	1574.82
2014-15 Jul-Sep	1441.98	882.91	1551.52	1050.88	1810.84	1040.06	1218.48	993.38	1889.96	1701.41
Oct-Dec	1401.74	893.21	1590.81	1065.79	1530.17	1056.54	1254.97	1030.45	1969.44	1807.08
Jan-Mar	1376.64	895.47	1651.30	1039.03	1443.70	1006.23	1256.20	1044.23	1995.28	1892.80
Apr-Jun	1398.50	893.54	1688.98	1036.61	1416.75	1048.50	1296.34	1037.49	2086.41	2016.39
2015-16 Jul-Sep	1328.20	819.90	1670.50	994.97	1377.68	1032.17	1175.87	905.12	1926.97	2242.88
Oct-Dec	1238.67	824.90	1691.32	1109.19	1049.07	1028.06	1141.86	929.56	1882.96	2372.44
Jan-Mar	1214.84	865.60	1747.55	1012.94	871.68	978.61	1210.14	924.91	1934.80	2434.43
Apr-Jun	1224.39	846.04	1693.71	1008.77	918.85	1007.74	1246.79	922.51	1911.24	2456.76
2016-17 Jul-Sep	1222.36	816.59	1708.34	1025.79	908.12	1026.36	1251.62	925.94	1888.38	2512.37
Oct-Dec*	1224.89	833.16	1782.93	1030.30	855.04	1164.61	1309.73	976.44	1863.34	2643.91

## 10.19 Index Numbers of Quantum of Exports by Groups (1990-91=100)

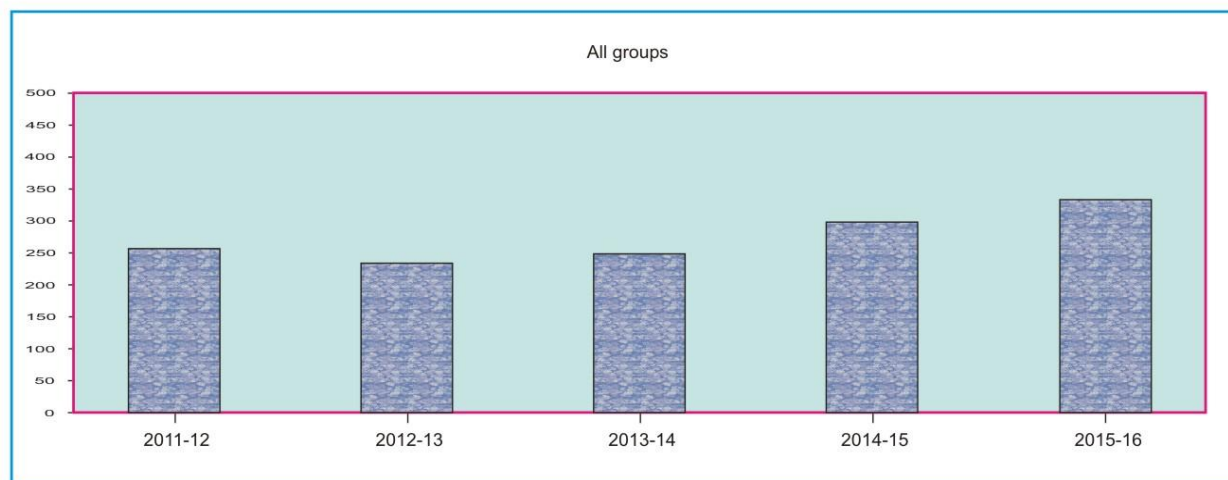
Year/Quarter	All groups	Food and Live animals	Beverages & Tobacco	Crude materials inedible except fuels	Mineral fuels & Lubricants	Chemicals	Manufactured goods	Machinery & Transport equipment	Misc. manufactured articles
2011-12	167.36	264.12	367.35	282.00	410.62	1301.40	157.00	2077.59	164.87
2012-13	202.86	242.21	238.64	343.79	37.89	992.45	191.87	2014.32	181.50
2013-14	229.80	280.96	175.45	447.47	409.09	1010.41	189.96	2056.66	226.38
2014-15	195.45	224.40	100.30	264.75	176.22	973.58	181.68	3964.39	201.19
2015-16	203.66	243.09	112.67	307.85	57.34	689.93	182.42	3767.50	223.68
2011-12 Jul-Sep	123.61	226.97	338.73	258.06	397.91	1195.14	153.61	1693.48	168.03
Oct-Dec	169.87	245.98	350.96	342.16	405.61	1260.20	146.42	1741.42	145.37
Jan-Mar	181.51	273.36	342.68	403.10	392.32	1443.70	151.76	2986.15	158.70
Apr-Jun	194.44	310.16	437.04	124.69	446.65	1306.54	176.19	1889.30	187.37
2012-13 Jul-Sep	182.10	193.42	203.51	300.83	29.33	962.68	175.53	2240.25	165.88
Oct-Dec	201.62	219.24	268.01	357.97	6.46	948.78	196.72	2835.50	174.64
Jan-Mar	208.98	289.31	307.37	350.05	53.72	840.47	192.71	1390.01	179.90
Apr-Jun	218.73	266.88	175.65	366.29	62.03	1217.85	202.51	1591.51	205.57
2013-14 Jul-Sep	242.65	254.75	215.28	392.89	1298.61	1052.88	213.28	1226.96	241.61
Oct-Dec	220.69	279.96	59.50	463.12	4.22	691.05	190.14	911.18	229.81
Jan-Mar	218.37	336.65	69.11	350.89	247.03	1153.88	186.44	4061.10	208.14
Apr-Jun	237.48	252.47	357.92	582.97	86.50	1143.82	170.28	2027.38	225.97
2014-15 Jul-Sep	201.64	189.93	90.87	389.05	361.14	952.31	183.05	4343.64	202.72
Oct-Dec	205.65	266.45	51.38	333.54	123.62	1240.35	187.56	3283.23	194.18
Jan-Mar	197.74	235.44	74.56	246.63	85.83	790.96	183.40	3932.27	205.36
Apr-Jun	176.75	205.76	184.39	89.77	134.28	910.69	172.69	4298.43	202.50
2015-16 Jul-Sep	187.10	183.52	68.33	285.36	76.97	1029.59	176.67	3211.01	194.95
Oct-Dec	193.24	251.95	54.14	218.76	50.57	778.60	177.06	2601.52	204.57
Jan-Mar	228.29	303.57	179.45	528.59	70.12	467.59	186.61	3782.17	256.89
Apr-Jun	206.13	233.33	148.74	198.69	31.70	483.95	189.54	5475.29	238.30
2016-17 Jul-Sep	189.72	161.56	101.01	178.53	29.85	560.84	185.85	5242.08	217.09
Oct-Dec*	204.38	230.40	60.64	229.57	66.56	535.91	190.00	3267.99	228.32



## 10.20 Index Numbers of Quantum of Imports by Groups ( 1990-91=100 )

Year/Quarter	All groups	Food and Live animals	Beverages & Tobacco	Crude materials inedible except fuels	Mineral fuels & Lubricants	Animal or Veg. oils & Fats	Chemicals	Manufactured goods	Machinery & Transport equipment	Misc. manufactured articles
2011-12	256.47	321.01	371.65	473.88	197.46	121.87	290.92	241.91	280.01	288.73
2012-13	234.02	186.86	275.65	413.29	190.89	141.68	240.54	249.49	266.44	261.26
2013-14	249.40	162.10	317.18	491.04	185.66	182.37	253.03	312.32	283.06	286.91
2014-15	299.74	222.61	317.90	531.02	175.67	179.33	271.01	345.01	478.50	307.93
2015-16	330.71	273.06	287.46	628.07	157.60	221.25	266.35	319.43	584.63	405.89
2011-12 Jul-Sep	240.84	277.16	347.08	300.55	194.84	114.21	304.19	247.39	261.99	225.28
Oct-Dec	265.20	330.05	344.55	647.69	194.63	119.56	315.83	235.90	261.50	260.87
Jan-Mar	246.02	383.47	403.56	497.72	188.47	102.72	277.36	223.66	241.95	398.43
Apr-Jun	273.80	293.36	391.41	449.55	211.89	151.00	266.31	260.67	354.59	270.34
2012-13 Jul-Sep	233.97	153.48	320.06	335.17	199.90	165.49	246.32	226.37	289.12	221.18
Oct-Dec	229.54	203.59	244.78	355.04	192.53	115.62	250.79	260.53	247.53	297.57
Jan-Mar	223.34	205.75	273.94	531.28	168.62	148.57	209.02	245.75	221.78	281.19
Apr-Jun	249.22	184.62	263.80	431.66	202.50	137.03	256.03	265.29	307.32	245.10
2013-14 Jul-Sep	218.67	122.34	261.56	396.94	181.66	174.34	244.11	206.78	263.81	229.50
Oct-Dec	268.58	171.23	341.53	584.51	196.34	167.22	261.77	508.73	227.47	235.11
Jan-Mar	257.81	167.02	354.12	578.98	169.03	175.06	258.74	280.99	321.79	278.09
Apr-Jun	252.54	187.81	311.51	403.73	195.60	212.84	247.49	252.77	319.16	305.94
2014-15 Jul-Sep	302.77	322.99	416.31	354.13	197.29	189.47	275.38	273.72	521.40	302.25
Oct-Dec	303.82	229.82	369.89	685.69	185.39	167.77	270.55	274.76	470.31	296.49
Jan-Mar	290.10	174.63	205.90	595.97	129.32	163.79	258.24	482.00	428.76	371.67
Apr-Jun	302.25	162.98	279.49	488.27	190.67	196.30	279.88	349.54	493.54	261.29
2015-16 Jul-Sep	290.52	292.22	311.01	375.83	146.92	212.82	245.87	284.84	513.14	407.12
Oct-Dec	355.81	311.72	251.34	598.92	153.20	224.04	302.20	347.62	635.68	489.68
Jan-Mar	304.07	245.24	298.83	876.98	135.09	223.11	229.82	310.36	469.95	357.26
Apr-Jun	372.45	243.07	288.66	660.54	195.20	225.04	287.52	334.92	719.73	369.48
2016-17 Jul-Sep	315.54	222.22	243.38	417.44	171.33	192.07	272.18	374.67	545.17	392.47
Oct-Dec*	345.63	286.10	379.05	576.31	189.46	204.04	300.94	367.25	589.25	403.18

INDEX NUMBERS OF QUANTUM OF IMPORTS BY GROUPS  
(1990-91=100)



### 10.21 Trade in Services (Summary) November

Rs. In Million  
Dollars in Thousands

Description	* November, 2016		** October, 2016		% Change in November, 2016 over October, 2016	
	Rs	\$	Rs	\$	Rs	\$
Export of Services (TOTAL)	41,962.00	400,802.71	50,006.00	478,088.92	-16.09	-16.17
1. Manufacturing services on physical inputs owned by others	0.00	0.00	0.00	0.00	0.00	0.00
2. Maintenance and repair services n.i.e.	8.00	80.00	22.00	210.00	-63.64	-61.90
3. Transport	8,813.00	84,180.00	8,754.00	83,700.00	0.67	0.57
4. Travel	2,719.00	25,970.00	2,306.00	22,040.00	17.91	17.83
5. Construction services	240.00	2,290.00	1,135.00	10,850.00	-78.85	-78.89
6. Insurance and Pension services	1,036.00	9,900.00	5,771.00	55,180.00	-82.05	-82.06
7. Financial services	388.00	3,710.00	977.00	9,340.00	-60.29	-60.28
8. Charges for the use of intellectual services	72.00	690.00	0.00	0.00	100.00	100.00
9. Telecommunication, Computer and information services	7,745.00	73,980.00	7,004.00	66,960.00	10.58	10.48
10. Other business services	10,476.00	100,042.71	8,366.00	79,988.92	25.22	25.07
11. Personal, cultural, and recreational services	315.00	3,010.00	103.00	980.00	205.83	207.14
12. Government services, n.i.e.	10,150.00	96,950.00	15,568.00	148,840.00	-34.80	-34.86
Import of Services (TOTAL)	73,760.00	704,531.00	68,549.00	655,358.00	7.60	7.50
1. Manufacturing services on physical inputs owned by others	0.00	0.00	0.00	0.00	0.00	0.00
2. Maintenance and repair services n.i.e.	839.00	8,010.00	817.00	7,810.00	2.69	2.56
3. Transport	32,350.00	309,001.00	29,284.00	279,971.00	10.47	10.37
4. Travel	12,753.00	121,810.00	12,461.00	119,130.00	2.34	2.25
5. Construction services	200.00	1,910.00	5.00	50.00	3900.00	3720.00
6. Insurance and Pension services	1,951.00	18,630.00	2,720.00	26,012.00	-28.27	-28.38
7. Financial services	2,381.00	22,740.00	923.00	8,820.00	157.96	157.82
8. Charges for the use of intellectual services	1,870.00	17,860.00	1,155.00	11,040.00	61.90	61.78
9. Telecommunication, Computer and information services	3,274.00	31,280.00	2,544.00	24,320.00	28.69	28.62
10. Other business services	13,938.00	133,130.00	11,509.00	110,030.00	21.11	20.99
11. Personal, cultural, and recreational services	84.00	800.00	21.00	195.00	300.00	310.26
12. Government services, n.i.e.	4,120.00	39,360.00	7,110.00	67,980.00	-42.05	-42.10

Description	* July - November 2016		July - November 2015		% Change in July - November, 2016 over July - November, 2015	
	Rs	\$	Rs	\$	Rs	\$
Export of Services (TOTAL)	211,756.00	2,023,683.99	254,465.00	2,455,708.20	-16.78	-17.59
1. Manufacturing services on physical inputs owned by others	0.00	0.00	0.00	0.00	0.00	0.00
2. Maintenance and repair services n.i.e.	357.00	3,410.00	45.00	430.00	693.33	693.02
3. Transport	48,104.00	459,730.00	47,165.00	455,170.00	1.99	1.00
4. Travel	12,807.00	122,390.00	12,373.00	119,410.00	3.51	2.50
5. Construction services	3,960.00	37,840.00	1,117.00	10,780.00	254.52	251.02
6. Insurance and Pension services	8,195.00	78,315.00	1,573.00	15,180.00	420.98	415.91
7. Financial services	2,784.00	26,610.00	4,313.00	41,620.00	-35.45	-36.06
8. Charges for the use of intellectual services	220.00	2,100.00	1,093.00	10,550.00	-79.87	-80.09
9. Telecommunication, Computer and information services	37,699.00	360,280.00	30,720.00	296,470.00	22.72	21.52
10. Other business services	43,394.00	414,698.99	41,202.00	397,612.20	5.32	4.30
11. Personal, cultural, and recreational services	1,001.00	9,560.00	712.00	6,876.00	40.59	39.03
12. Government services, n.i.e.	53,235.00	508,750.00	114,152.00	1,101,610.00	-53.36	-53.82
Import of Services (TOTAL)	358,167.00	3,422,872.00	357,724.00	3,452,147.00	0.12	-0.85
1. Manufacturing services on physical inputs owned by others	0.00	0.00	0.00	0.00	0.00	0.00
2. Maintenance and repair services n.i.e.	3,308.00	31,610.00	5,512.00	53,190.00	-39.99	-40.57
3. Transport	149,032.00	1,424,254.00	137,652.00	1,328,394.00	8.27	7.22
4. Travel	70,130.00	670,200.00	87,457.00	843,980.00	-19.81	-20.59
5. Construction services	354.00	3,380.00	444.00	4,280.00	-20.27	-21.03
6. Insurance and Pension services	10,371.00	99,112.00	10,627.00	102,560.00	-2.41	-3.36
7. Financial services	7,742.00	73,990.00	6,675.00	64,420.00	15.99	14.86
8. Charges for the use of intellectual services	11,183.00	106,870.00	7,284.00	70,290.00	53.53	52.04
9. Telecommunication, Computer and information services	17,495.00	167,200.00	17,985.00	173,570.00	-2.72	-3.67
10. Other business services	63,603.00	607,830.00	63,168.00	609,590.00	0.69	-0.29
11. Personal, cultural, and recreational services	477.00	4,556.00	321.00	3,093.00	48.60	47.30
12. Government services, n.i.e.	24,472.00	233,870.00	20,599.00	198,780.00	18.80	17.65

\* Provisional figures based on figures provided by the State Bank of Pakistan.

\*\* Revised by SBP

Note:- SBP has switched over from BPM- to BPM 6th addition from July, 2014.

Note:- Dollar value is converted into Rupees on monthly average exchange rate provided by SBP.

November, 2016 (1\$=Rs.104.693531 ), October, 2016 (1\$=Rs. 104.598489) and November, 2015 (1\$=Rs. 105.372587 ) respectively.



### 10.22 Export of Services by Sectors (Detail) ( Monthly )

Description	Rs. in Millions Dollars in Thousands									
	* November, 2016		** October, 2016		** November, 2015		% Change in November, 2016 over			
							October, 2016		November, 2015	
	Rs	\$	Rs	\$	Rs	\$	Rs	\$	Rs	\$
<b>Services</b>	<u>41,962.00</u>	<u>400,802.71</u>	<u>50,006.00</u>	<u>478,088.92</u>	<u>33,303.00</u>	<u>316,030.62</u>	-16.09	-16.17	26.00	26.82
1.Manufacturing services on physical inputs owned by others	0.00	0.00	0.00	0.00	0.00	0.00	0.00	0.00	0.00	0.00
1.1 Goods for processing in reporting economy	0.00	0.00	0.00	0.00	0.00	0.00	0.00	0.00	0.00	0.00
1.2 Goods for processing abroad	0.00	0.00	0.00	0.00	0.00	0.00	0.00	0.00	0.00	0.00
2.Maintenance and repair services n.i.e.	8.00	80.00	22.00	210.00	0.00	0.00	-63.64	-61.90	100.00	100.00
3. Transport	8,813.00	84,180.00	8,754.00	83,700.00	8,254.00	78,320.00	0.67	0.57	6.77	7.48
3.1 Sea transport	228.00	2,180.00	226.00	2,160.00	360.00	3,410.00	0.88	0.93	-36.67	-36.07
3.1.1 Passenger	0.00	0.00	0.00	0.00	0.00	0.00	0.00	0.00	0.00	0.00
3.1.2 Freight	107.00	1,020.00	107.00	1,020.00	209.00	1,980.00	0.00	0.00	-48.80	-48.48
3.1.3 Other	121.00	1,160.00	119.00	1,140.00	151.00	1,430.00	1.68	1.75	-19.87	-18.88
3.2 Air transport	8,510.00	81,290.00	8,465.00	80,930.00	7,821.00	74,220.00	0.53	0.44	8.81	9.53
3.1.1 Passenger	4,868.00	46,500.00	4,869.00	46,550.00	4,247.00	40,300.00	-0.02	-0.11	14.62	15.38
3.1.2 Freight	29.00	280.00	29.00	280.00	389.00	3,690.00	0.00	0.00	-92.54	-92.41
3.1.3 Other	3,613.00	34,510.00	3,567.00	34,100.00	3,185.00	30,230.00	1.29	1.20	13.44	14.16
3.3 Road transport	63.00	600.00	53.00	510.00	73.00	690.00	18.87	17.65	-13.70	-13.04
3.3.1 Passenger	0.00	0.00	0.00	0.00	0.00	0.00	0.00	0.00	0.00	0.00
3.3.2 Freight	63.00	600.00	53.00	510.00	73.00	690.00	18.87	17.65	-13.70	-13.04
3.3.3 Other	0.00	0.00	0.00	0.00	0.00	0.00	0.00	0.00	0.00	0.00
3.4 Rail transport	0.00	0.00	1.00	10.00	0.00	0.00	-100.00	-100.00	0.00	0.00
3.4.1 Passenger	0.00	0.00	0.00	0.00	0.00	0.00	0.00	0.00	0.00	0.00
3.4.2 Freight	0.00	0.00	0.00	0.00	0.00	0.00	0.00	0.00	0.00	0.00
3.4.3 Other	0.00	0.00	1.00	10.00	0.00	0.00	-100.00	-100.00	0.00	0.00
3.5 Postal and courier services	12.00	110.00	9.00	90.00	0.00	0.00	33.33	22.22	100.00	100.00
3.6 Electricity transmission	0.00	0.00	0.00	0.00	0.00	0.00	0.00	0.00	0.00	0.00
3.7 Other supporting and auxiliary transport service	0.00	0.00	0.00	0.00	0.00	0.00	0.00	0.00	0.00	0.00
4. Travel	2,719.00	25,970.00	2,306.00	22,040.00	2,738.00	25,980.00	17.91	17.83	-0.69	-0.04
4.1 Business	37.00	350.00	35.00	330.00	408.00	3,870.00	5.71	6.06	-90.93	-90.96
4.1.1 Acquisition of goods and services by border, seasonal, and other short-term workers	0.00	0.00	0.00	0.00	0.00	0.00	0.00	0.00	0.00	0.00
4.1.2 Other	37.00	350.00	35.00	330.00	408.00	3,870.00	5.71	6.06	-90.93	-90.96
4.2 Personal	2,682.00	25,620.00	2,271.00	21,710.00	2,330.00	22,110.00	18.10	18.01	15.11	15.88
4.2.1 Health-related expenditure	22.00	210.00	16.00	150.00	16.00	150.00	37.50	40.00	37.50	40.00
4.2.2 Education-related expenditure	118.00	1,130.00	156.00	1,490.00	74.00	700.00	-24.36	-24.16	59.46	61.43
4.2.3 Other	2,542.00	24,280.00	2,099.00	20,070.00	2,240.00	21,260.00	21.11	20.98	13.48	14.21
4.2.3.1 Religious travel	0.00	0.37	0.00	2.36	2.00	17.14	0.00	-84.32	-100.00	-97.84
4.2.3.2 Other	2,542.00	24,279.63	2,099.00	20,067.64	2,238.00	21,242.86	21.11	20.99	13.58	14.30
5.Construction services	240.00	2,290.00	1,135.00	10,850.00	432.00	4,100.00	-78.85	-78.89	-44.44	-44.15
5.1 Construction abroad	240.00	2,290.00	1,135.00	10,850.00	432.00	4,100.00	-78.85	-78.89	-44.44	-44.15
5.2 Construction in the compiling economy	0.00	0.00	0.00	0.00	0.00	0.00	0.00	0.00	0.00	0.00
6. Insurance and Pension services	1,036.00	9,900.00	5,771.00	55,180.00	289.00	2,750.00	-82.05	-82.06	258.48	260.00
6.1 Direct Insurance	846.00	8,084.52	318.00	3,044.22	174.00	1,654.86	166.04	165.57	386.21	388.53
6.1.1 Life insurance	0.00	4.52	0.00	4.22	8.00	74.86	0.00	7.11	-100.00	-93.96
6.1.2 Freight insurance	2.00	20.00	0.00	0.00	3.00	30.00	100.00	100.00	-33.33	-33.33
6.1.3 Other direct insurance	844.00	8,060.00	318.00	3,040.00	163.00	1,550.00	165.41	165.13	417.79	420.00
6.2 Reinsurance	179.00	1,712.96	5,453.00	52,135.15	112.00	1,065.18	-96.72	-96.71	59.82	60.81
6.3 Auxiliary insurance services	11.00	102.52	0.00	0.63	3.00	29.96	100.00	16173.02	266.67	242.19
6.4 Pension and standardized guarantee services	0.00	0.00	0.00	0.00	0.00	0.00	0.00	0.00	0.00	0.00

Contd.

## 10.22 Export of Services by Sectors (Detail) ( Monthly )

Rs. in Millions  
Dollars in Thousands

Description	* November, 2016		** October, 2016		** November, 2015		% Change in November, 2016 over			
							October, 2016		November, 2015	
	Rs	\$	Rs	\$	Rs	\$	Rs	\$	Rs	\$
7. Financial services	388.00	3710.00	977.00	9340.00	1272.00	12070.00	-60.29	-60.28	-69.50	-69.26
7.1 Explicitly charged and other financial services	388.00	3710.00	977.00	9340.00	1061.00	10070.00	-60.29	-60.28	-63.43	-63.16
7.2 Financial intermediation service charges indirectly measured (FISIM)	0.00	0.00	0.00	0.00	211.00	2000.00	0.00	0.00	-100.00	-100.00
8. Charges for the use of intellectual services	72.00	690.00	0.00	0.00	213.00	2020.00	100.00	100.00	-66.20	-65.84
9. Telecommunication, Computer and information services	7745.00	73980.00	7004.00	66960.00	6328.00	60060.00	10.58	10.48	22.39	23.18
9.1 Telecommunications services	3326.00	31770.00	2517.00	24060.00	2411.00	22880.00	32.14	32.04	37.95	38.85
9.1.1 Call centres	658.00	6286.27	683.00	6525.74	506.00	4805.68	-3.66	-3.67	30.04	30.81
9.1.2 Telecommunication services	2668.00	25483.73	1834.00	17534.26	1905.00	18074.32	45.47	45.34	40.05	40.99
9.2 Computer services	4401.00	42040.00	4480.00	42830.00	3898.00	37000.00	-1.76	-1.84	12.90	13.62
9.2.1 Hardware consultancy services	12.00	117.13	65.00	616.99	30.00	286.61	-81.54	-81.02	-60.00	-59.13
9.2.2 Software consultancy services	1844.00	17611.73	1743.00	16667.49	1063.00	10088.51	5.79	5.67	73.47	74.57
9.2.3 Maintenance & repairs of computer	3.00	31.17	2.00	18.99	5.00	45.54	50.00	64.14	-40.00	-31.55
9.2.4 Export / Import of Computer Software	1863.00	17794.09	2122.00	20284.35	2433.00	23093.32	-12.21	-12.28	-23.43	-22.95
9.2.5 Other Computer services	679.00	6485.88	548.00	5242.18	367.00	3486.02	23.91	23.72	85.01	86.05
9.3 Information services	18.00	170.00	7.00	70.00	19.00	180.00	157.14	142.86	-5.26	-5.56
9.3.1 News agency services	7.00	65.91	3.00	29.98	16.00	152.37	133.33	119.85	-56.25	-56.74
9.3.2 Other information services	11.00	104.09	4.00	40.02	3.00	27.63	175.00	160.09	266.67	276.73
10. Other business services	10476.00	100042.71	8366.00	79988.92	8211.00	77910.62	25.22	25.07	27.58	28.41
10.1 Research and development services	68.00	650.00	159.00	1520.00	136.00	1290.00	-57.23	-57.24	-50.00	-49.61
10.2 Professional and management consulting services	2378.00	22700.00	1881.00	17990.00	2240.00	21250.00	26.42	26.18	6.16	6.82
10.2.1 Legal, accounting, management consulting, and public relations	1670.00	15940.00	1464.00	14000.00	1851.00	17560.00	14.07	13.86	-9.78	-9.23
10.2.1.1 Legal services	127.00	1210.00	107.00	1020.00	78.00	740.00	18.69	18.63	62.82	63.51
10.2.1.2 Accounting, auditing, bookkeeping, and tax consulting services	168.00	1600.00	101.00	970.00	150.00	1420.00	66.34	64.95	12.00	12.68
10.2.1.3 Business and management consulting and public relations services	1375.00	13130.00	1256.00	12010.00	1623.00	15400.00	9.47	9.33	-15.28	-14.74
10.2.2 Advertising, market research, and public opinion polling	708.00	6760.00	417.00	3990.00	389.00	3690.00	69.78	69.42	82.01	83.20
10.3 Technical, trade-related and other business services	8030.00	76692.71	6326.00	60478.92	5835.00	55370.62	26.94	26.81	37.62	38.51
10.3.1 Architectural, engineering, scientific and other technical services	485.00	4630.00	464.00	4440.00	564.00	5350.00	4.53	4.28	-14.01	-13.46
10.3.2 Waste treatment and de-pollution, agricultural and mining services	0.00	0.00	12.00	110.00	25.00	240.00	-100.00	-100.00	-100.00	-100.00
10.3.3 Operating leasing services	14.00	130.00	13.00	120.00	21.00	200.00	7.69	8.33	-33.33	-35.00
10.3.4 Trade-related services	16.00	149.31	21.00	204.86	7.00	63.09	-23.81	-27.12	128.57	136.66
10.3.5 Other business services n.i.e.	7515.00	71783.40	5816.00	55604.06	5218.00	49517.53	29.21	29.10	44.02	44.97
11. Personal, cultural, and recreational services	315.00	3010.00	103.00	980.00	337.00	3200.00	205.83	207.14	-6.53	-5.94
11.1 Audiovisual and related services	301.00	2880.00	88.00	840.00	224.00	2130.00	242.05	242.86	34.38	35.21
11.1.1 Audiovisual services	249.00	2379.74	67.00	643.53	224.00	2127.79	271.64	269.79	11.16	11.84
11.1.2 Artistic related services	52.00	500.26	21.00	196.47	0.00	2.21	147.62	154.62	100.00	22536.20
11.2 Other personal, cultural, and recreational services	14.00	130.00	15.00	140.00	113.00	1070.00	-6.67	-7.14	-87.61	-87.85
12. Government services, n.i.e.	10150.00	96950.00	15568.00	148840.00	5229.00	49620.00	-34.80	-34.86	94.11	95.38
12.1 Embassies and consulates	2588.00	24720.00	3775.00	36090.00	1252.00	11880.00	-31.44	-31.50	106.71	108.08
12.2 Military units and agencies	8.00	80.00	323.00	3090.00	308.00	2920.00	-97.52	-97.41	-97.40	-97.26
12.3 Other	7554.00	72150.00	11470.00	109660.00	3669.00	34820.00	-34.14	-34.21	105.89	107.21

\* Provisional \*\* Revised

Note: 1. The data are presented as per 6(EBOPS0.002010) classification aligned with MSITS0.00 2010 classification

### 10.23 Export of Services by Sector (Detail) (Cummulative)

Description	Rs. in Millions Dollars in Thousands					
	* July - November, 2016		** July - November, 2015		% Change in July - November, 2016 over July - November, 2015	
	Rs	\$	Rs	\$	Rs	\$
<b>Services</b>	<u>211,756.00</u>	<u>2,023,683.99</u>	<u>254,465.00</u>	<u>2,455,708.20</u>	-16.78	-17.59
1.Manufacturing services on physical inputs owned by others	0.00	0.00	0.00	0.00	0.00	0.00
1.1 Goods for processing in reporting economy	0.00	0.00	0.00	0.00	0.00	0.00
1.2 Goods for processing abroad	0.00	0.00	0.00	0.00	0.00	0.00
2.Maintenance and repair services n.i.e.	357.00	3,410.00	45.00	430.00	693.33	693.02
3. Transport	48,104.00	459,730.00	47,165.00	455,170.00	1.99	1.00
3.1 Sea transport	1,084.00	10,360.00	1,271.00	12,270.00	-14.71	-15.57
3.1.1 Passenger	0.00	0.00	0.00	0.00	0.00	0.00
3.1.2 Freight	488.00	4,660.00	604.00	5,830.00	-19.21	-20.07
3.1.3 Other	596.00	5,700.00	667.00	6,440.00	-10.64	-11.49
3.2 Air transport	46,671.00	446,030.00	45,662.00	440,660.00	2.21	1.22
3.2.1 Passenger	22,229.00	212,440.00	22,864.00	220,650.00	-2.78	-3.72
3.2.2 Freight	595.00	5,690.00	3,344.00	32,270.00	-82.21	-82.37
3.2.3 Other	23,847.00	227,900.00	19,454.00	187,740.00	22.58	21.39
3.3 Road transport	241.00	2,300.00	227.00	2,190.00	6.17	5.02
3.3.1 Passenger	0.00	0.00	0.00	0.00	0.00	0.00
3.3.2 Freight	241.00	2,300.00	227.00	2,190.00	6.17	5.02
3.3.3 Other	0.00	0.00	0.00	0.00	0.00	0.00
3.4 Rail transport	7.00	70.00	1.00	10.00	600.00	600.00
3.4.1 Passenger	0.00	0.00	0.00	0.00	0.00	0.00
3.4.2 Freight	0.00	0.00	0.00	0.00	0.00	0.00
3.4.3 Other	7.00	70.00	1.00	10.00	600.00	600.00
3.5 Postal and courier services	101.00	970.00	4.00	40.00	2425.00	2325.00
3.6 Electricity transmission	0.00	0.00	0.00	0.00	0.00	0.00
3.7 Other supporting and auxiliary transport service	0.00	0.00	0.00	0.00	0.00	0.00
4. Travel	12,807.00	122,390.00	12,373.00	119,410.00	3.51	2.50
4.1 Business	166.00	1,590.00	981.00	9,470.00	-83.08	-83.21
4.1.1 Acquisition of goods and services by border, seasonal, and other short-term workers	0.00	0.00	0.00	0.00	0.00	0.00
4.1.2 Other	166.00	1,590.00	981.00	9,470.00	-83.08	-83.21
4.2 Personal	12,641.00	120,800.00	11,392.00	109,940.00	10.96	9.88
4.2.1 Health-related expenditure	61.00	580.00	58.00	560.00	5.17	3.57
4.2.2 Education-related expenditure	531.00	5,070.00	231.00	2,230.00	129.87	127.35
4.2.3 Other	12,049.00	115,150.00	11,103.00	107,150.00	8.52	7.47
4.2.3.1 Religious travel	2.00	17.73	2.00	17.14	0.00	3.44
4.2.3.2 Other	12,047.00	115,132.27	11,101.00	107,132.86	8.52	7.47
5.Construction services	3,960.00	37,840.00	1,117.00	10,780.00	254.52	251.02
5.1 Construction abroad	3,960.00	37,840.00	1,117.00	10,780.00	254.52	251.02
5.2 Construction in the compiling economy	0.00	0.00	0.00	0.00	0.00	0.00
6. Insurance and Pension services	8,195.00	78,315.00	1,573.00	15,180.00	420.98	415.91
6.1 Direct Insurance	1,696.00	16,203.32	732.00	7,066.16	131.69	129.31
6.1.1 Life insurance	7.00	63.32	18.00	176.16	-61.11	-64.06
6.1.2 Freight insurance	5.00	50.00	16.00	150.00	-68.75	-66.67
6.1.3 Other direct insurance	1,684.00	16,090.00	698.00	6,740.00	141.26	138.72
6.2 Reinsurance	6,461.00	61,746.44	813.00	7,846.09	694.71	686.97
6.3 Auxiliary insurance services	38.00	365.24	28.00	267.75	35.71	36.41
6.4 Pension and standardized guarantee services	0.00	0.00	0.00	0.00	0.00	0.00

Contd.

### 10.23 Export of Services by Sector (Detail) (Cummulative)

Description	Rs. in Millions Dollars in Thousands					
	* July - November, 2016		** July - November, 2015		% Change in July - November, 2016 over July - November, 2015	
	Rs	\$	Rs	\$	Rs	\$
7. Financial services	2,784.00	26,610.00	4,313.00	41,620.00	-35.45	-36.06
7.1 Explicitly charged and other financial services	2,784.00	26,610.00	3,163.00	30,520.00	-11.98	-12.81
7.2 Financial intermediation service charges indirectly measured (FISIM)	0.00	0.00	1,150.00	11,100.00	-100.00	-100.00
8. Charges for the use of intellectual services	220.00	2,100.00	1,093.00	10,550.00	-79.87	-80.09
9. Telecommunication, Computer and information services	37,699.00	360,280.00	30,720.00	296,470.00	22.72	21.52
9.1 Telecommunications services	15,392.00	147,100.00	11,931.00	115,140.00	29.01	27.76
9.1.1 Call centres	3,400.00	32,491.32	2,859.00	27,591.40	18.92	17.76
9.1.2 Telecommunication services	11,992.00	114,608.68	9,072.00	87,548.60	32.19	30.91
9.2 Computer services	22,252.00	212,660.00	18,715.00	180,610.00	18.90	17.75
9.2.1 Hardware consultancy services	130.00	1,239.99	85.00	825.03	52.94	50.30
9.2.2 Software consultancy services	8,637.00	82,538.34	4,349.00	41,966.10	98.60	96.68
9.2.3 Maintenance & repairs of computer	34.00	328.13	14.00	139.61	142.86	135.03
9.2.4 Export / Import of Computer Software	10,652.00	101,800.28	11,804.00	113,914.88	-9.76	-10.63
9.2.5 Other Computer services	2,799.00	26,753.26	2,463.00	23,764.38	13.64	12.58
9.3 Information services	55.00	520.00	74.00	720.00	-25.68	-27.78
9.3.1 News agency services	31.00	292.55	48.00	464.31	-35.42	-36.99
9.3.2 Other information services	24.00	227.45	26.00	255.69	-7.69	-11.04
10. Other business services	43,394.00	414,698.99	41,202.00	397,612.20	5.32	4.30
10.1 Research and development services	418.00	3,990.00	346.00	3,340.00	20.81	19.46
10.2 Professional and management consulting services	9422.00	90040.00	8944.00	86310.00	5.34	4.32
10.2.1 Legal, accounting, management consulting, and public relations	6,585.00	62,930.00	7,311.00	70,560.00	-9.93	-10.81
10.2.1.1 Legal services	589.00	5,630.00	379.00	3,660.00	55.41	53.83
10.2.1.2 Accounting, auditing, bookkeeping, and tax consulting services	704.00	6,730.00	438.00	4,230.00	60.73	59.10
10.2.1.3 Business and management consulting and public relations services	5,292.00	50,570.00	6,494.00	62,670.00	-18.51	-19.31
10.2.2 Advertising, market research, and public opinion polling	2,837.00	27,110.00	1,632.00	15,750.00	73.84	72.13
10.3 Technical, trade-related and other business services	33,554.00	320,668.99	31,912.00	307,962.20	5.15	4.13
10.3.1 Architectural, engineering, scientific and other technical services	2,401.00	22,950.00	3,057.00	29,500.00	-21.46	-22.20
10.3.2 Waste treatment and de-pollution, agricultural and mining services	80.00	760.00	40.00	390.00	100.00	94.87
10.3.3 Operating leasing services	52.00	500.00	75.00	720.00	-30.67	-30.56
10.3.4 Trade-related services	124.00	1,189.64	176.00	1,696.24	-29.55	-29.87
10.3.5 Other business services n.i.e.	30,897.00	295,269.35	28,564.00	275,655.96	8.17	7.12
11. Personal, cultural, and recreational services	1,001.00	9,560.00	712.00	6,876.00	40.59	39.03
11.1 Audiovisual and related services	920.00	8,790.00	421.00	4,066.00	118.53	116.18
11.1.1 Audiovisual services	784.00	7,492.07	420.00	4,057.34	86.67	84.65
11.1.2 Artistic related services	136.00	1,297.93	1.00	8.66	13500.00	14887.64
11.2 Other personal, cultural, and recreational services	81.00	770.00	291.00	2,810.00	-72.16	-72.60
12. Government services, n.i.e.	53,235.00	508,750.00	114,152.00	1,101,610.00	-53.36	-53.82
12.1 Embassies and consulates	13,713.00	131,050.00	12,992.00	125,380.00	5.55	4.52
12.2 Military units and agencies	7,709.00	73,670.00	8,597.00	82,960.00	-10.33	-11.20
12.3 Other	31,813.00	304,030.00	92,563.00	893,270.00	-65.63	-65.96

\* Provisional \*\* Revised

Note: 1. The data are presented as per 6(EBOPS0.002010) classification aligned with MSITS0.00 2010 classification

### 10.24 Import of Services by Sectors (Detail) ( Monthly )

Rs. in Millions  
Dollars in Thousands

Description	* November, 2016		** October, 2016		** November, 2015		% Change in November, 2016 over			
							October, 2016		November, 2015	
	Rs	\$	Rs	\$	Rs	\$	Rs	\$	Rs	\$
<b>Services</b>	<b><u>73,760.00</u></b>	<b><u>704,531.00</u></b>	<b><u>68,549.00</u></b>	<b><u>655,358.00</u></b>	<b><u>63,065.00</u></b>	<b><u>598,480.00</u></b>	<b>7.60</b>	<b>7.50</b>	<b>16.96</b>	<b>17.72</b>
1.Manufacturing services on physical inputs owned by others	0.00	0.00	0.00	0.00	0.00	0.00	0.00	0.00	0.00	0.00
1.1 Goods for processing in reporting economy	0.00	0.00	0.00	0.00	0.00	0.00	0.00	0.00	0.00	0.00
1.2 Goods for processing abroad	0.00	0.00	0.00	0.00	0.00	0.00	0.00	0.00	0.00	0.00
2.Maintenance and repair services n.i.e.	839.00	8,010.00	817.00	7,810.00	438.00	4,160.00	2.69	2.56	91.55	92.55
3. Transport	32,350.00	309,001.00	29,284.00	279,971.00	24,342.00	230,990.00	10.47	10.37	32.90	33.77
3.1 Sea transport	17,518.00	167,330.00	14,740.00	140,920.00	13,374.00	126,920.00	18.85	18.74	30.99	31.84
3.1.1 Passenger	0.00	0.00	0.00	0.00	0.00	0.00	0.00	0.00	0.00	0.00
3.1.2 Freight	14,949.00	142,790.00	12,578.00	120,250.00	12,233.00	116,090.00	18.85	18.74	22.20	23.00
3.1.3 Other	2,569.00	24,540.00	2,162.00	20,670.00	1,141.00	10,830.00	18.83	18.72	125.15	126.59
3.2 Air transport	14,482.00	138,330.00	13,975.00	133,610.00	10,652.00	101,080.00	3.63	3.53	35.96	36.85
3.1.1 Passenger	9,454.00	90,300.00	9,445.00	90,300.00	5,817.00	55,200.00	0.10	0.00	62.52	63.59
3.1.2 Freight	1,791.00	17,110.00	1,589.00	15,190.00	1,622.00	15,390.00	12.71	12.64	10.42	11.18
3.1.3 Other	3,237.00	30,920.00	2,941.00	28,120.00	3,213.00	30,490.00	10.06	9.96	0.75	1.41
3.3 Road transport	208.00	1,986.00	136.00	1,302.00	121.00	1,140.00	52.94	52.53	71.90	74.21
3.3.1 Passenger	0.00	0.00	0.00	0.00	0.00	0.00	0.00	0.00	0.00	0.00
3.3.2 Freight	127.00	1,216.00	116.00	1,112.00	110.00	1,040.00	9.48	9.35	15.45	16.92
3.3.3 Other	81.00	770.00	20.00	190.00	11.00	100.00	305.00	305.26	636.36	670.00
3.4 Rail transport	69.00	655.00	63.00	599.00	59.00	560.00	9.52	9.35	16.95	16.96
3.4.1 Passenger	69.00	655.00	63.00	599.00	59.00	560.00	9.52	9.35	16.95	16.96
3.4.2 Freight	0.00	0.00	0.00	0.00	0.00	0.00	0.00	0.00	0.00	0.00
3.4.3 Other	0.00	0.00	0.00	0.00	0.00	0.00	0.00	0.00	0.00	0.00
3.5 Postal and courier services	73.00	700.00	370.00	3,540.00	136.00	1,290.00	-80.27	-80.23	-46.32	-45.74
3.6 Electricity transmission	0.00	0.00	0.00	0.00	0.00	0.00	0.00	0.00	0.00	0.00
3.7 Other supporting and auxiliary transport service	0.00	0.00	0.00	0.00	0.00	0.00	0.00	0.00	0.00	0.00
4. Travel	12,753.00	121,810.00	12,461.00	119,130.00	12,738.00	120,890.00	2.34	2.25	0.12	0.76
4.1 Business	378.00	3,610.00	223.00	2,130.00	345.00	3,270.00	69.51	69.48	9.57	10.40
4.1.1 Acquisition of goods and services by border, seasonal, and other short-term workers	0.00	0.00	0.00	0.00	0.00	0.00	0.00	0.00	0.00	0.00
4.1.2 Other	378.00	3,610.00	223.00	2,130.00	345.00	3,270.00	69.51	69.48	9.57	10.40
4.2 Personal	12,375.00	118,200.00	12,238.00	117,000.00	12,393.00	117,620.00	1.12	1.03	-0.15	0.49
4.2.1 Health-related expenditure	43.00	410.00	97.00	930.00	40.00	380.00	-55.67	-55.91	7.50	7.89
4.2.2 Education-related expenditure	1,094.00	10,450.00	816.00	7,800.00	1,224.00	11,620.00	34.07	33.97	-10.62	-10.07
4.2.3 Other	11,238.00	107,340.00	11,325.00	108,270.00	11,129.00	105,620.00	-0.77	-0.86	0.98	1.63
4.2.3.1 Religious travel	1.00	8.74	0.00	2.60	0.00	0.00	100.00	236.15	100.00	100.00
4.2.3.2 Other	11,237.00	107,331.26	11,325.00	108,267.40	11,129.00	105,620.00	-0.78	-0.86	0.97	1.62
5.Construction services	200.00	1,910.00	5.00	50.00	131.00	1,240.00	3900.00	3720.00	52.67	54.03
5.1 Construction abroad	0.00	0.00	0.00	0.00	0.00	0.00	0.00	0.00	0.00	0.00
5.2 Construction in the compiling economy	200.00	1,910.00	5.00	50.00	131.00	1,240.00	3900.00	3720.00	52.67	54.03
6. Insurance and Pension services	1,951.00	18,630.00	2,720.00	26,012.00	2,313.00	21,950.00	-28.27	-28.38	-15.65	-15.13
6.1 Direct Insurance	1,053.00	10,054.55	145.00	1,391.98	757.00	7,181.15	626.21	622.32	39.10	40.01
6.1.1 Life insurance	9.00	84.55	0.00	1.98	1.00	11.15	100.00	4170.20	800.00	658.30
6.1.2 Freight insurance	116.00	1,110.00	73.00	700.00	74.00	700.00	58.90	58.57	56.76	58.57
6.1.3 Other direct insurance	928.00	8,860.00	72.00	690.00	682.00	6,470.00	1188.89	1184.06	36.07	36.94
6.2 Reinsurance	895.00	8,549.85	2,575.00	24,616.09	1,553.00	14,740.59	-65.24	-65.27	-42.37	-42.00
6.3 Auxiliary insurance services	3.00	25.60	0.00	3.93	3.00	28.26	100.00	551.40	0.00	-9.41
6.4 Pension and standardized guarantee services	0.00	0.00	0.00	0.00	0.00	0.00	0.00	0.00	0.00	0.00

Contd.

### 10.24 Import of Services by Sectors (Detail) ( Monthly )

Description	Rs. in Millions Dollars in Thousands									
	* November, 2016		** October, 2016		** November, 2015		% Change in November, 2016 over			
							October, 2016		November, 2015	
	Rs	\$	Rs	\$	Rs	\$	Rs	\$	Rs	\$
7. Financial services	2,381.00	22,740.00	923.00	8,820.00	965.00	9,160.00	157.96	157.82	146.74	148.25
7.1 Explicitly charged and other financial services	2,381.00	22,740.00	923.00	8,820.00	860.00	8,160.00	157.96	157.82	176.86	178.68
7.2 Financial intermediation service charges indirectly measured (FISIM)	0.00	0.00	0.00	0.00	105.00	1,000.00	0.00	0.00	-100.00	-100.00
8. Charges for the use of intellectual services	1,870.00	17,860.00	1,155.00	11,040.00	1,584.00	15,030.00	61.90	61.78	18.06	18.83
9. Telecommunication, Computer and information services	3,274.00	31,280.00	2,544.00	24,320.00	4,957.00	47,040.00	28.69	28.62	-33.95	-33.50
9.1 Telecommunications services	1,032.00	9,860.00	711.00	6,800.00	3,113.00	29,540.00	45.15	45.00	-66.85	-66.62
9.1.1 Call centres	0.00	0.00	0.00	2.50	0.00	0.00	0.00	-100.00	0.00	0.00
9.1.2 Telecommunication services	1,032.00	9,860.00	711.00	6,797.50	3,113.00	29,540.00	45.15	45.05	-66.85	-66.62
9.2 Computer services	2,106.00	20,120.00	1,679.00	16,050.00	1,644.00	15,600.00	25.43	25.36	28.10	28.97
9.2.1 Hardware consultancy services	7.00	62.57	0.00	0.00	2.00	21.26	100.00	100.00	250.00	194.31
9.2.2 Software consultancy services	1,529.00	14,608.54	1,349.00	12,895.43	1,131.00	10,731.78	13.34	13.28	35.19	36.12
9.2.3 Maintenance & repairs of computer	250.00	2,385.19	133.00	1,272.96	74.00	701.23	87.97	87.37	237.84	240.14
9.2.4 Export / Import of Computer Software	261.00	2,495.57	192.00	1,836.19	240.00	2,275.98	35.94	35.91	8.75	9.65
9.2.5 Other Computer services	59.00	568.13	5.00	45.42	197.00	1,869.75	1080.00	1150.84	-70.05	-69.61
9.3 Information services	136.00	1,300.00	154.00	1,470.00	200.00	1,900.00	-11.69	-11.56	-32.00	-31.58
9.3.1 News agency services	93.00	892.69	76.00	728.87	91.00	866.28	22.37	22.48	2.20	3.05
9.3.2 Other information services	43.00	407.31	78.00	741.13	109.00	1,033.72	-44.87	-45.04	-60.55	-60.60
10. Other business services	13,938.00	133,130.00	11,509.00	110,030.00	11,261.00	106,880.00	21.11	20.99	23.77	24.56
10.1 Research and development services	5.00	50.00	344.00	3,290.00	6.00	60.00	-98.55	-98.48	-16.67	-16.67
10.2 Professional and management consulting services	475.00	4,540.00	771.00	7,370.00	461.00	4,380.00	-38.39	-38.40	3.04	3.65
10.2.1 Legal, accounting, management consulting, and public relations	204.00	1,950.00	117.00	1,120.00	192.00	1,830.00	74.36	74.11	6.25	6.56
10.2.1.1 Legal services	52.00	500.00	53.00	510.00	6.00	60.00	-1.89	-1.96	766.67	733.33
10.2.1.2 Accounting, auditing, bookkeeping, and tax consulting services	3.00	30.00	3.00	30.00	3.00	30.00	0.00	0.00	0.00	0.00
10.2.1.3 Business and management consulting and public relations services	149.00	1,420.00	61.00	580.00	183.00	1,740.00	144.26	144.83	-18.58	-18.39
10.2.2 Advertising, market research, and public opinion polling	271.00	2,590.00	654.00	6,250.00	269.00	2,550.00	-58.56	-58.56	0.74	1.57
10.3 Technical, trade-related and other business services	13,458.00	128,540.00	10,394.00	99,370.00	10,794.00	102,440.00	29.48	29.35	24.68	25.48
10.3.1 Architectural, engineering, scientific and other technical services	1,622.00	15,490.00	1,022.00	9,770.00	815.00	7,730.00	58.71	58.55	99.02	100.39
10.3.2 Waste treatment and de-pollution, agricultural and mining services	61.00	580.00	429.00	4,100.00	8.00	80.00	-85.78	-85.85	662.50	625.00
10.3.3 Operating leasing services	869.00	8,300.00	635.00	6,070.00	1,116.00	10,590.00	36.85	36.74	-22.13	-21.62
10.3.4 Trade-related services	290.00	2,767.67	84.00	805.92	4.00	41.30	245.24	243.42	7150.00	6601.38
10.3.5 Other business services n.i.e.	10,616.00	101,402.33	8,224.00	78,624.08	8,851.00	83,998.70	29.09	28.97	19.94	20.72
11. Personal, cultural, and recreational services	84.00	800.00	21.00	195.00	37.00	350.00	300.00	310.26	127.03	128.57
11.1 Audiovisual and related services	68.00	650.00	4.00	35.00	25.00	240.00	1600.00	1757.14	172.00	170.83
11.1.1 Audiovisual services	37.00	349.53	4.00	33.47	25.00	236.07	825.00	944.31	48.00	48.06
11.1.2 Artistic related services	31.00	300.47	0.00	1.53	0.00	3.93	100.00	19538.56	100.00	7545.55
11.2 Other personal, cultural, and recreational services	16.00	150.00	17.00	160.00	12.00	110.00	-5.88	-6.25	33.33	36.36
12. Government services, n.i.e.	4,120.00	39,360.00	7,110.00	67,980.00	4,299.00	40,790.00	-42.05	-42.10	-4.16	-3.51
12.1 Embassies and consulates	744.00	7,110.00	726.00	6,940.00	738.00	7,000.00	2.48	2.45	0.81	1.57
12.2 Military units and agencies	9.00	90.00	9.00	90.00	19.00	180.00	0.00	0.00	-52.63	-50.00
12.3 Other	3,367.00	32,160.00	6,375.00	60,950.00	3,542.00	33,610.00	-47.18	-47.24	-4.94	-4.31

\* Provisional \*\* Revised

Note: 1. The data are presented as per 6(EBOPS0.002010) classification aligned with MSITS0.00 2010 classification

### 10.25 Import of Services by Sector (Detail) (Cummulative)

Description	Rs. in Millions Dollars in Thousands					
	* July - November, 2016		** July - November, 2015		% Change in July - November, 2016 over July - November, 2015	
	Rs	\$	Rs	\$	Rs	\$
<b>Services</b>	<b><u>358,167.00</u></b>	<b><u>3,422,872.00</u></b>	<b><u>357,724.00</u></b>	<b><u>3,452,147.00</u></b>	<b>0.12</b>	<b>-0.85</b>
1.Manufacturing services on physical inputs owned by others	0.00	0.00	0.00	0.00	0.00	0.00
1.1 Goods for processing in reporting economy	0.00	0.00	0.00	0.00	0.00	0.00
1.2 Goods for processing abroad	0.00	0.00	0.00	0.00	0.00	0.00
2.Maintenance and repair services n.i.e.	3,308.00	31,610.00	5,512.00	53,190.00	-39.99	-40.57
3. Transport	149,032.00	1,424,254.00	137,652.00	1,328,394.00	8.27	7.22
3.1 Sea transport	76,647.00	732,500.00	69,314.00	668,910.00	10.58	9.51
3.1.1 Passenger	0.00	0.00	0.00	0.00	0.00	0.00
3.1.2 Freight	67,663.00	646,640.00	62,842.00	606,450.00	7.67	6.63
3.1.3 Other	8,984.00	85,860.00	6,472.00	62,460.00	38.81	37.46
3.2 Air transport	68,844.00	657,920.00	67,167.00	648,190.00	2.50	1.50
3.1.1 Passenger	47,426.00	453,240.00	40,869.00	394,400.00	16.04	14.92
3.1.2 Freight	8,209.00	78,450.00	9,241.00	89,180.00	-11.17	-12.03
3.1.3 Other	13,209.00	126,230.00	17,057.00	164,610.00	-22.56	-23.32
3.3 Road transport	830.00	7,927.00	589.00	5,680.00	40.92	39.56
3.3.1 Passenger	0.00	0.00	0.00	0.00	0.00	0.00
3.3.2 Freight	608.00	5,806.00	561.00	5,410.00	8.38	7.32
3.3.3 Other	222.00	2,121.00	28.00	270.00	692.86	685.56
3.4 Rail transport	327.00	3,127.00	302.00	2,914.00	8.28	7.31
3.4.1 Passenger	327.00	3,127.00	302.00	2,914.00	8.28	7.31
3.4.2 Freight	0.00	0.00	0.00	0.00	0.00	0.00
3.4.3 Other	0.00	0.00	0.00	0.00	0.00	0.00
3.5 Postal and courier services	2,384.00	22,780.00	280.00	2,700.00	751.43	743.70
3.6 Electricity transmission	0.00	0.00	0.00	0.00	0.00	0.00
3.7 Other supporting and auxiliary transport service	0.00	0.00	0.00	0.00	0.00	0.00
4. Travel	70,130.00	670,200.00	87,457.00	843,980.00	-19.81	-20.59
4.1 Business	1,168.00	11,160.00	1,568.00	15,130.00	-25.51	-26.24
4.1.1 Acquisition of goods and services by border, seasonal, and other short-term workers	0.00	0.00	0.00	0.00	0.00	0.00
4.1.2 Other	1,168.00	11,160.00	1,568.00	15,130.00	-25.51	-26.24
4.2 Personal	68,962.00	659,040.00	85,889.00	828,850.00	-19.71	-20.49
4.2.1 Health-related expenditure	248.00	2,370.00	202.00	1,950.00	22.77	21.54
4.2.2 Education-related expenditure	4,773.00	45,610.00	5,250.00	50,660.00	-9.09	-9.97
4.2.3 Other	63,941.00	611,060.00	80,437.00	776,240.00	-20.51	-21.28
4.2.3.1 Religious travel	5,940.00	56,763.61	7,726.00	74,556.33	-23.12	-23.86
4.2.3.2 Other	58,001.00	554,296.39	72,711.00	701,683.67	-20.23	-21.00
5.Construction services	354.00	3,380.00	444.00	4,280.00	-20.27	-21.03
5.1 Construction abroad	0.00	0.00	0.00	0.00	0.00	0.00
5.2 Construction in the compiling economy	354.00	3,380.00	444.00	4,280.00	-20.27	-21.03
6. Insurance and Pension services	10,371.00	99,112.00	10,627.00	102,560.00	-2.41	-3.36
6.1 Direct Insurance	2,746.00	26,247.01	2,762.00	26,663.80	-0.58	-1.56
6.1.1 Life insurance	11.00	107.01	28.00	273.80	-60.71	-60.92
6.1.2 Freight insurance	839.00	8,020.00	611.00	5,900.00	37.32	35.93
6.1.3 Other direct insurance	1,896.00	18,120.00	2,123.00	20,490.00	-10.69	-11.57
6.2 Reinsurance	7,619.00	72,809.38	7,594.00	73,283.52	0.33	-0.65
6.3 Auxiliary insurance services	6.00	55.61	271.00	2,612.68	-97.79	-97.87
6.4 Pension and standardized guarantee services	0.00	0.00	0.00	0.00	0.00	0.00

Contd.

### 10.25 Import of Services by Sector (Detail) (Cummulative)

Description	Rs. in Millions Dollars in Thousands					
	* July - November, 2016		** July - November, 2015		% Change in July - November, 2016 over July - November, 2015	
	Rs	\$	Rs	\$	Rs	\$
7. Financial services	7,742.00	73,990.00	6,675.00	64,420.00	15.99	14.86
7.1 Explicitly charged and other financial services	7,742.00	73,990.00	6,157.00	59,420.00	25.74	24.52
7.2 Financial intermediation service charges indirectly measured (FISIM)	0.00	0.00	518.00	5,000.00	-100.00	-100.00
8. Charges for the use of intellectual services	11,183.00	106,870.00	7,284.00	70,290.00	53.53	52.04
9. Telecommunication, Computer and information services	17,495.00	167,200.00	17,985.00	173,570.00	-2.72	-3.67
9.1 Telecommunications services	4,991.00	47,700.00	11,265.00	108,710.00	-55.69	-56.12
9.1.1 Call centres	0.00	3.73	12.00	118.85	-100.00	-96.86
9.1.2 Telecommunication services	4,991.00	47,696.27	11,253.00	108,591.15	-55.65	-56.08
9.2 Computer services	11,903.00	113,760.00	6,069.00	58,570.00	96.13	94.23
9.2.1 Hardware consultancy services	9.00	82.22	15.00	147.17	-40.00	-44.13
9.2.2 Software consultancy services	9,468.00	90,485.69	4,237.00	40,885.14	123.46	121.32
9.2.3 Maintenance & repairs of computer	640.00	6,120.47	384.00	3,704.54	66.67	65.22
9.2.4 Export / Import of Computer Software	1,340.00	12,808.41	683.00	6,592.22	96.19	94.30
9.2.5 Other Computer services	446.00	4,263.21	750.00	7,240.93	-40.53	-41.12
9.3 Information services	601.00	5,740.00	651.00	6,290.00	-7.68	-8.74
9.3.1 News agency services	435.00	4,156.91	399.00	3,854.67	9.02	7.84
9.3.2 Other information services	166.00	1,583.09	252.00	2,435.33	-34.13	-34.99
10. Other business services	63,603.00	607,830.00	63,168.00	609,590.00	0.69	-0.29
10.1 Research and development services	432.00	4,130.00	32.00	310.00	1250.00	1232.26
10.2 Professional and management consulting services	2,358.00	22,530.00	4,481.00	43,240.00	-47.38	-47.90
10.2.1 Legal, accounting, management consulting, and public relations	716.00	6,840.00	3,087.00	29,790.00	-76.81	-77.04
10.2.1.1 Legal services	167.00	1,600.00	1,315.00	12,690.00	-87.30	-87.39
10.2.1.2 Accounting, auditing, bookkeeping, and tax consulting services	36.00	340.00	132.00	1,270.00	-72.73	-73.23
10.2.1.3 Business and management consulting and public relations services	513.00	4,900.00	1,640.00	15,830.00	-68.72	-69.05
10.2.2 Advertising, market research, and public opinion polling	1,642.00	15,690.00	1,394.00	13,450.00	17.79	16.65
10.3 Technical, trade-related and other business services	60,813.00	581,170.00	58,655.00	566,040.00	3.68	2.67
10.3.1 Architectural, engineering, scientific and other technical services	8,684.00	82,990.00	4,955.00	47,820.00	75.26	73.55
10.3.2 Waste treatment and de-pollution, agricultural and mining services	624.00	5,960.00	16.00	150.00	3800.00	3873.33
10.3.3 Operating leasing services	4,969.00	47,490.00	6,487.00	62,600.00	-23.40	-24.14
10.3.4 Trade-related services	1,789.00	17,097.28	28.00	268.49	6289.29	6267.94
10.3.5 Other business services n.i.e.	44,747.00	427,632.72	47,169.00	455,201.51	-5.13	-6.06
11. Personal, cultural, and recreational services	477.00	4,556.00	321.00	3,093.00	48.60	47.30
11.1 Audiovisual and related services	420.00	4,016.00	273.00	2,633.00	53.85	52.53
11.1.1 Audiovisual services	388.00	3,705.56	272.00	2,620.99	42.65	41.38
11.1.2 Artistic related services	32.00	310.44	1.00	12.01	3100.00	2484.85
11.2 Other personal, cultural, and recreational services	57.00	540.00	48.00	460.00	18.75	17.39
12. Government services, n.i.e.	24,472.00	233,870.00	20,599.00	198,780.00	18.80	17.65
12.1 Embassies and consulates	4,825.00	46,110.00	4,285.00	41,350.00	12.60	11.51
12.2 Military units and agencies	46.00	440.00	81.00	780.00	-43.21	-43.59
12.3 Other	19,601.00	187,320.00	16,233.00	156,650.00	20.75	19.58

\* Provisional \*\* Revised

Note: 1. The data are presented as per 6(EBOPS0.002010) classification aligned with MSITS0.00 2010 classification



## REGIONAL AND FIELD OFFICES OF PAKISTAN BUREAU OF STATISTICS

### PUNJAB

**Chief Statistical Officer,**  
Regional Office,  
Pakistan Bureau of Statistics,  
Plot No.7,  
Gul Plaza, (1st & 2nd Floor),  
I.J. Principal Road,  
Near Pindora Chungi,  
Rawalpindi  
Phone: 051- 4411528  
Fax 051 - 4410474

**Statistical Officer (I/C),**  
Regional Office,  
Pakistan Bureau of Statistics,  
USAID Building,  
Gurumangat Road,  
Gulberg-III,  
Lahore.  
Phone & Fax:042-99263266  
Email:lhrfbs@lhr.comsats.net.pk

**Statistical Officer (I/C),**  
Regional Office,  
Pakistan Bureau of Statistics,  
House # 20, Block-T,  
New Multan Colony, Rahim Chowk,  
Masoom Shah Road,  
Multan.  
Phone & Fax:061-9220177  
E-mail:muxfbs@brain.net.pk

**Chief Statistical Officer,**  
Regional Office,  
Pakistan Bureau of Statistics,  
51-B, Satellite Town,  
Gujranwala.  
Phone & Fax: 055-9200418

**Chief Statistical Officer,**  
Regional Office,  
Pakistan Bureau of Statistics,  
House # 04, Rehman Town,  
Satyana Road,  
Faisalabad.  
Phone & Fax: 041-9220049  
E-mail:fsdfbs@fsd.comsats.net.pk

**Chief Statistical Officer,**  
Regional Office,  
Pakistan Bureau of Statistics,  
House # 100/27-C,  
Satellite Town,  
Sargodha  
Phone:048-9230411

**Chief Statistical Officer,**  
Regional Office,  
Pakistan Bureau of Statistics,  
9-A (Ground Floor), Block-X  
Rafi Qamar Road, Satellite Town,  
Bahawalpur.  
Phone & Fax: 062-9250026

**Statistical Officer(I/C),**  
Field Office,  
Pakistan Bureau of Statistics,  
Hasan Pura, Opp. Passport  
Office, Kashmir Road,  
Sialkot.  
Phone & Fax: 052-3573581  
E-mail:sktfsbs@skt.comsats.net.pk

**Statistical Officer(I/C),**  
Field Office,  
Pakistan Bureau of Statistics,  
House # 19/24, Street # 3,  
Shadab Colony, Railway Line,  
Jhang Saddar.  
Phone & Fax: 047-9200194

**Statistical Officer(I/C),**  
Field Office.  
Pakistan Bureau of Statistics,  
House at Kasra #51/11/1/3/2  
Ground Floor, Chak # 9/W.B.  
Behind Cooperative Workshop,  
Burawala Road,  
Vehari.  
Phone & Fax: 067-3364219

**Statistical Officer (I/C),**  
Field Office,  
Pakistan Bureau of Statistics,  
House # E-83-D, Mohallah  
Ahmed Gul Khan Wala,  
Street Karnal Aslam Khan,  
Near Obaid Noor Hospital  
Mianwali.  
Phone: 0459-231626

**Statistical Officer (I/C),**  
Field Office,  
Pakistan Bureau of Statistics  
House # H 224-C, Ground Floor  
Street # 4, Khyaban-e-Sarwar,  
Dera Ghazi Khan.  
Phone: 064-2401850

**Statistical Officer(I/C),**  
Field Office,  
Pakistan Bureau of Statistics,  
House # 4, Shafi Town,  
Near Grid Station,  
Main Shahbazpur Road,  
Rahim Yar Khan.  
Phone & Fax: 068-5871754

**Statistical Officer (I/C),**  
Field Office,  
Pakistan Bureau of Statistics,  
House # 43 B-7, Gulistan Colony,  
Near Govt. Girls College  
Sahiwal.  
Phone: 040-9200242

**Statistical Officer(I/C),**  
Field Office,  
Pakistan Bureau of Statistics,  
165-A, Qasim Road,  
Bahawalnagar.  
Phone & Fax: 063-9240049

### SINDH:

**Chief Statistical Officer,**  
Regional Office,  
Pakistan Bureau of Statistics,  
1-B, S.M.C.H. Society  
Karachi.  
Phone & Fax: 021- 34557933  
Email:khifbs@khi.comsats.net.pk

**Chief Statistical Officer,**  
Regional Office,  
Pakistan Bureau of Statistics,  
Bungalow # A-46,  
G.O.R. Colony,  
Unit # 1, Latifabad,  
Hyderabad.  
Fax & Phone: 022-9200641

**Chief Statistical Officer,**  
Regional Office,  
Pakistan Bureau of Statistics,  
Bungalow # 10-A,  
Professor Housing Society,  
Shikarpur Road,  
Sukkur.  
Phone & Fax: 071-5807132

**Chief Statistical Officer,**  
Regional Office,  
Pakistan Bureau of Statistics,  
Building # 45/17, Ward "C",  
Near Shah Latif Market,  
Lohari Mohallah,  
Larkana.  
(Phone: 074-9410010)  
Fax:074-4054438

**Statistical Officer(I/C),**  
Field Office,  
Pakistan Bureau of Statistics,  
House # 180,  
Um-e-Hain, Near satari  
Cotton Factory, Ring Road  
Mirpur Khas.  
Phone & Fax: -0233-923096

**Statistical Officer(I/C),**  
Field Office,  
Pakistan Bureau of Statistics,  
House # 68, Mubariak Colony,  
Jam sahib Road,  
Nawabshah(Shaheed Benazerabad).  
Phone & Fax: 0244-9370311

**Statistical Officer(I/C),**  
Field Office,  
Pakistan Bureau of Statistics,  
House # 199 Marakhpur,  
Opp. DHO Office,  
Sehwan Road, Dadu Town,  
Dadu.  
Phone & Fax: 025-9200345

**Statistical Officer(I/C),**  
Field Office,  
Pakistan Bureau of Statistics,  
House # 2929-I, 1st Family Line,  
Shah Abdul Latif Road,  
Near Rifal Naka,  
Jacobabad.  
Phone : 0722-653403

#### **KHYBER PAKHTOON KHWA**

**Chief Statistical Officer,**  
Regional Office,  
Pakistan Bureau of Statistics,  
State Life Insurance Building,  
2nd Floor, 34-The Mall,  
Peshawar Cantt.  
Phone: 091-9213097  
Fax – 091-9213098  
E-mail:pshfbs@pes.comsats.net.pk

**Chief Statistical Officer,**  
Regional Office,  
Pakistan Bureau of Statistics,  
Building #558-D,  
Mohallah Ghazni Khel,  
Bannu.  
Phone & Fax: 0928-9270191

**Statistical Officer (I/C),**  
Regional Office,  
Pakistan Bureau of Statistics,  
Shams-ur-Rehman Building,  
Near Nadra Office, Rahimabad,  
G.T. Road,  
Mingora/Swat.  
Phone: 0946-9240283

**Chief Statistical Officer,**  
Regional Office,  
Pakistan Bureau of Statistics,  
Bungalow # 896, Mansehra Road,  
Post office Jhangi,  
Abbottabad.  
Phone & Fax: 0992-9310231

**Chief Statistical Officer,**  
Regional Office,  
Pakistan Bureau of Statistics,  
House # A-3,  
Shah Jhan Shaheed Town,  
Near Coach Adda of Bannu  
Dera Ismail Khan.  
Phone:0966-9280279

#### **BALUCHISTAN:**

**Chief Statistical Officer,**  
Regional Office,  
Pakistan Bureau of Statistics,  
Chandio House No.2,  
Arbab Karam Khan Road,  
Near Elementary College,  
Quetta.  
Phone: 081-9239804  
Fax:081-2471126

**Statistical Officer(I/C),**  
Field Office,  
Pakistan Bureau of Statistics,  
Dak Khana Road, Near Civil Hospital,  
Singani Sar,  
Turbat.  
Phone: 0852-412267  
Fax:0852-413383

**Statistical Officer (I/C),**  
Field Office,  
Pakistan Bureau of Statistics,  
Haroon Market,  
Opp:Girls High School,  
Hospital Road,  
Khuzdar.  
Phone & Fax: 0848-412760

**Statistical Officer (I/C),**  
Field Office,  
Pakistan Bureau of Statistics,  
Building # 2-II/E,  
Hazara Mohallah,  
Loralai.  
Phone & Fax: 0824-660560

#### **NORTHERN AREAS:**

**Statistical Officer (I/C),**  
Field Office,  
Pakistan Bureau of Statistics,  
Haidar Pura, Near Agha Khan Health  
Centre, Chinar Bagh,  
Gilgit.  
Phone & Fax: 05811-920972

#### **AZAD KASHMIR:**

**Chief Statistical officer,**  
Regional Office,  
Pakistan Bureau of Statistics,  
Flat # 304, Al-Saif Plaza,  
Upper Gojra Bypass.  
Muzaffarabad.  
Phone & Fax: 05822-923169

## SYMBOLS, ABBREVIATIONS AND CONVERSION

<p>E Estimated P/* Provisional, Preliminary R/r Revised - Nil .. Negligible ... Not available % Percentage Admn Administration ALOOCHA A kind of fruit ARVI A type of root vegetable AV. Average BABUL A kind of fire wood BBLs. Barrels BIRYANI A dish of rice prepared BOT. Bottle CAP. Capsule CFT. Cubic feet CH. Charge CHAPATI A kind of bread CIG. Cigarette Comm. Communication CRT. Carton / Crate CUM./CM. Cubic meter DESI. Indigenous Distt. Distribution DOZ Dozen ENG. English EX. Exercise GLS. Glass GM. Gram H.OP. Hand operated HP. Horse power INJ. Injection KHADDI Hand-loom KIKAR A kind of fire wood KG. Kilogram KM. Kilometer KORMA A variety of meat curry KWH. Kilowatt / hour LB. Pound</p>	<p>LTR. Litre LUNGI A kind of cloth MALTA &amp; MOSAMBI A variety of Orange MED. Medium MG. Milligram MMCFT. Million cubic feet MN. Million M/o. Ministry of MTR. Meter MT. Metric Ton ML. Milliliter NES. Not else where specified NO. Number NR. Not reported N.S. Not specified PKT. Packet PC. Piece QLTY. Quality QTY. Quantity RASGULLA A form of sweetmeat R.P.M. Revolution per minute RS. Rupees SAMOSA A form of patty SHAL. Shalwar SHEESHAM A variety of sup. Qty. Wood. Sq. Square SQM. Square meter SUP. Superior STND. Standard SQFT. Square feet SYN. Synthetic THNO. Thousand number TAB. Table TANDOORI Oven-Baked TKT. Ticket TL. Tube light TOTA. Broken rice UNI. Uniform Urd. Urdu VEG. Vegetable W. Watt</p>	<p>One Metric Ton 2004 Lbs. 1000 Kgs One Ton 1.0160 M.Tons (2240 Lbs.) 27.22 Maunds 1016.04 Kgs. 1.0610 M. Tons 20 Hundred weight One Pound 0.4536 Kg. 16 Oz. 0.4861 Seer One Ounce 28.35 Gms. One Kilogram 2.2046 Lbs. 0.0197 Hundred weight 0.0268 Maund 1.0717 Seers One Hundred weight (112 Lbs.) 50.8932 Kgs. 1.3610 Maunds One Gram 0.0857 Tola One Tonne 0.9842 Long Ton 1.1023 Short Ton One Bale (Cotton) 170.0971 Kilograms (375 Lbs.) 4.5571 Maunds</p>
<b>LIQUID</b>		
<p>One Imperial (Gallon) 4.5435 Ltrs. One Litre 0.2199 Imperial Gallon</p>		
<b>LENGTH</b>		
<p>One Mile 1.6093 Kms. 1760 Yards One Yard 0.9144 Meter One Foot 0.3048 Meter One Kilometer 0.6214 mile One Meter 1.0936 Yards One Square Mile 2.5899 Sq. Kilometer 640 Acres 258.9984 Hectares One Acre .4074 Hectare 4840 Sq. Yards. One Square Kilometer 0.3861 Sq. Mile 100 Hectares One Hectare 2.4711 Acres One Square Yards 0.8361 Sq. meter. One Cubic Meter 35.3147 Cubic feet</p>		

## SELECTED PUBLICATIONS OF PAKISTAN BUREAU OF STATISTICS

01. **Monthly Bulletin of Statistics**
  02. **Review of Foreign Trade**
  03. **Pakistan Statistical Pocket Book**
  04. **Pakistan Statistical Yearbook**
  05. **Foreign Trade Statistics of Pakistan Imports (two volumes)**
  06. **Foreign Trade Statistics of Pakistan Exports (one volume)**
  07. **Labour Force Survey**
  08. **Brochure of National Accounts**
  09. **Pakistan Demographic Survey**
  10. **Census of Manufacturing Industries**
  11. **Survey of Small Household Manufacturing Industries**
  12. **Rent Survey of Dwellings**
  13. **Socio Economic Indicators at District Level  
(Punjab, Sindh, Khyber Pakhtoon Khwa & Balochistan)**
  14. **Census of Private Educational Institutions in Pakistan**
  15. **Census of Software Industry and related services of Pakistan**
  16. **Supply & Use Table of Pakistan**
  17. **Mechanized Road Transport Survey**
  18. **Survey of Private Recreational, Cultural & Entertainment Services**
  19. **Survey of Private Laundry, Dry Cleaning & Dyeing Services**
  20. **Survey of Private Medical, Dental & Other Health Services**
  21. **Survey of Private Educational Services**
  22. **Pakistan, 2000 – An Official Hand Book on Statistics**
  23. **50 Years of Pakistan in Statistics (Four Volumes)**
  24. **Pakistan Social & Living Standard Measurement Survey National/Provincial**
  25. **Household Integrated Economic Survey (HIES) National/Provincial**
-

**SALE CENTERS WHERE PAKISTAN BUREAU OF STATISTICS  
PUBLICATIONS ARE AVAILABLE**

**ISLAMABAD**

6 – Mauve Area, G-8/4.  
Taleemi Chowk  
Phone # 051 - 926 11 25  
051 - 226 13 72

**RAWALPINDI**

**NBF Book Shop**  
178-B, Sarwar Road,  
Rawalpindi Cantt.  
Phone # 051 – 927 25 30

**WAH CANTT**

**NBF Book Shop**  
Central Library Premises  
Phone # 051- 931 40 04

**LAHORE**

**NBF Book Shop**  
56/57 Shadman Colony,  
Shadman Market,  
Phone # 042 – 755 01 61 &  
753 03 29  
Fax # 042 – 758 77 35

**FAISALABAD**

**NBF Book Shop**  
Shop No.10,  
Hashmi Hall Shopping Centre,  
University of Agriculture,  
Phone # 041 – 264 81 79

**MULTAN**

**NBF Book Shop**  
Plot # 4-5-6, M.D.A. Road,  
Near Multan Art Council  
Phone # 061 – 920 12 81

**BAHAWALPUR**

**NBF Book Shop**  
Quaid-e-Azam Medical College,  
Near Library.  
Cell # 0301 – 724 76 13

**PESHAWAR**

**NBF Book Shop**  
Phase-V, Sector B-2,  
Plot No.36-37,  
Hayatabad.  
Phone # 091 – 589 27 44  
921 72 73  
Fax # 091 921 72 73

**NBF Book Shop**

48/D, F-6, Jamrud Road,  
University Town,  
Phone # 091 – 921 69 03  
Fax # 091 – 921 69 04

**BANNU**

Old Municipal Library Premises,  
Near to Qazi Muhib Stadium,  
Cell # 0346 – 915 50 18

**KOHAT**

3<sup>rd</sup> Block, 1<sup>st</sup> Floor,  
Distt. Govt. Complex

**D.I. KHAN**

NBF Book Shop  
C/o. Executive Distt. Officer,  
Literacy, Sports and Education,  
Phone # 0961 – 928 01 29

**ABBOTABAD**

**Public Library**  
1st Floor, Jalal Baba Auditorium,  
Phone # 0992 – 931 02 91

**KARACHI**

**National Book Foundation**  
(Regional Office)  
Liaquat Memorial Library Premises,  
Ground Floor, Stadium Road,  
Phone # 021– 923 18 06 & 923 10 88  
Fax # 923 10 89

**HYDERABAD**

**NBF Book Shop**  
GOR Colony,  
C-22, Latifabad No.1,  
Phone # 022 – 931 08 92

**JAMSHORO**

Shop No.14, Liaquat University of  
Medical & Health Science

**NAWABSHAH**

M.H. Khawaja DC High School,  
Opp. NMC Hospital Road  
Cell # 0301 – 389 58 46

**SUKKUR**

**Public Library**  
Old Sukkur,  
Phone # 071 – 562 51 03

**LARKANA**

**NBF Book Shop**  
Chandka Medical College  
Main Gate  
Phone # 0741-941 02 29

**JACOBABAD**

Red Crescent Building,  
Near T.B. Hospital  
Phone # 0722 – 65 08 17

**QUETTA**

**NBF Book Shop**  
3-7/5, Faiz Muhammad Road,  
Phone # 081 - 920 15 70  
Fax # 081 - 920 18 69

**PUBLISHED ON BEHALF OF NATIONAL BOOK FOUNDATION  
PRINTED AT REPRODUCTION & PRINTING UNIT, PBS, KARACHI**