

FBS. 338 - IV  
2000


# 50 YEARS OF PAKISTAN IN STATISTICS

VOLUME IV  
( 1982-1997 )

FEDERAL BUREAU OF STATISTICS  
STATISTICS DIVISION  
GOVERNMENT OF PAKISTAN

PUBLISHED BY THE MANAGER OF PUBLICATIONS, KARACHI  
PRINTED AT REPRODUCTION & PRINTING UNIT, FBS, KARACHI

Price, Rs. 500.00





# **EDITORIAL BOARD**

## **Chairman**

**Dr. Noor Muhammad Larik**  
**Director General**  
**Federal Bureau of Statistics**

## **Members**

Mr. Muhammad Asaf Khan	...	Deputy Director General (Data Processing)
Soomro Mukhtiar Ahmed	...	Deputy Director General
Mr. Muhammad Din Mallick	...	Deputy Director General
Dr.S.M. Younus Jaffry	...	Deputy Director General
Mr. Mazhar Hussain Hashmi	...	Deputy Director General
Mr. Jehan Zaib	...	Deputy Director General
Mr. Rashid Ahmed Nasir	...	Director (Data Processing)
Syed Zawwar Haider Zaidi	...	Director (Data Processing)
Mr. Shahid Naeem	...	Director
Mr. Khalid Siddiqui	...	Chief System Analyst
Mr. Ashfaq Hussain	...	Sr. Technical Officer
Mr. Meraj Din	...	Technical Officer

## **Member Secretary**

**Mr.Zulfiqar Ahmed Arif** ... **Statistical Officer**



## P R E F A C E

Pakistan Statistical Year Book is published by this office with the objective of disseminating information useful for policy makers, research workers and the general public on various socio-economic aspects of the country. This year the Year Book is being published as "50 years of Pakistan in Statistics" on the occasion of Pakistan's Golden Jubilee celebrations.

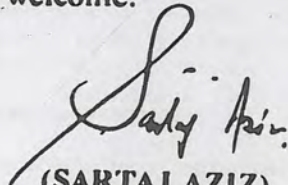
This publication consists of four volumes. Vol-I provides information on achievements and developments in Statistical terms during 50 years of Pakistan while Volume II, Volume III and Volume IV provides historical data on climate, population, labour, agriculture, industry, electricity & mining, transport & communications, money & banking, insurance and joint stock companies, development planning, prices and foreign trade. It contains data collected and processed by Federal Bureau of Statistics and a number of other statistical series whose collection and processing is undertaken by other Federal, Provincial and semi government agencies.

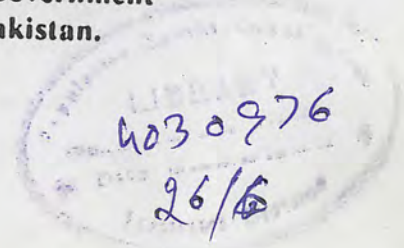
It is hoped that this publication will serve the needs of policy makers, research workers, students and other interested groups.

The Federal Bureau of Statistics is grateful to all the agencies for their cooperation in supplying the required data and information well in time.

Suggestion for improvement would be welcome.

**Federal Bureau of Statistics,  
Statistics Division,  
Government of Pakistan,  
Islamabad  
August, 1997.**

  
(SARTAJ AZIZ)  
Finance Minister  
to the Government  
of Pakistan.





PREFACE

Pakistan Statistical Year Book is published by this office with the objective of disseminating information useful for policy makers, workers and the general public on various socio-economic aspects of the country. This year the Year Book is being published as 20 years of Pakistan in Statistics on the occasion of Pakistan's Golden Jubilee celebrations.


This publication consists of four volumes. Vol-I provides information on achievements and developments in Statistical terms during 20 years of Pakistan while Volume II, Volume III and Volume IV provides historical data on climate, population, labour, agriculture, industry, electricity & mining, transport & communications, money & banking, insurance and joint stock companies, development planning, prices and foreign trade. It contains data collected and processed by Federal Bureau of Statistics and a number of other statistical series whose collection and processing is undertaken by other Federal, Provincial and semi-government agencies.

It is hoped that this publication will serve the needs of policy makers, research workers, students and other interested groups.

The Federal Bureau of Statistics is grateful to all the agencies for their cooperation in supplying the required data and information with in

time.

Suggestion for improvement would be welcome.

  
(SARFARAZ AHMAD)  
Finance Minister  
to the Government  
of Pakistan

Director General of Statistics  
Statistical Bureau  
Government of Pakistan  
Islamabad  
August, 1977

Wapora  
2/10



v

**CONTENTS**

		Page
	Preface	iii
	<b><u>TABLE</u></b>	
1.	<b><u>CLIMATE</u></b>	
1.1	Temperature at selected centres	1
1.2	Rainfall at selected centres	3
1.3	Monthly average normal temperature at selected centres	4
1.4	Monthly normal rainfall at selected centres	7
2.	<b><u>POPULATION</u></b>	
2.1	Population estimates of Pakistan	9
2.2	Birth rate, death rate, infant mortality rate and natural rate of growth	10
2.3	Average annual intercensal growth rate of Pakistan and provinces by urban/rural areas.	10
3.	<b><u>LABOUR</u></b>	
3.1	Percentage distribution of employed persons by major industry division	11
3.2	Percentage distribution of population by economic category	12
3.3	Percentage distribution of employed persons by major industry division and hours worked	14
3.4	Percentage distribution of employed persons by occupational groups	19
3.5	Average daily employment and total wages paid in the factories under the payment of wages Act-1936	21
3.6	Average annual earning of factory workers in perennial industries	22
3.7	Industrial disputes	24
3.8	Industrial disputes by industry in Pakistan	25
3.9	Number of workers involved in industrial disputes by industry	26
3.10	Average daily employment in mines	27
3.11	Work performed by all employment exchanges	27
3.12	Working of employment exchange-vacancies	28
3.13	Industrial accidents in factories registered under Factories Act-1934	28
3.14	Number of registered factories and those working and reporting under Factories Act-1934	29
3.15	Average daily number of factory workers in reporting factories adult and minor by sex	29
3.16	Number of mandays lost due to industrial disputes by industry	31
3.17	Average reporting factories by type of factory	32
3.18	Normal weekly hours for males and females in perennial factories	33
3.19	Average daily number of workers employed in reporting factories by type of factory	34
3.20	Registered trade union membership by sex	35
3.21	Number of registered (reporting) trade union, membership by industry/trade	36



CONTENTS

TABLE		Page
4.	<b><u>AGRICULTURE</u></b>	
4.1	Land utilization	39
4.2	Acreage, quantum and value indices of major agricultural crops	40
4.3	Indices of agricultural products by principal crops	42
4.4	Number and area of farms by size of farm-1980	44
4.5	Area, production and yield per hectare of agricultural crops	45
4.6	Area, production and yield per hectare of fruits, vegetables and condiments	72
4.7	Variety-wise area and production of wheat	96
4.8	Variety-wise area and production of rice	98
4.9	Crop-wise usage of fertilizer	102
4.10	Province-wise consumption of fertilizer	103
4.11	Import of fertilizers by variety	105
4.12	Area covered by ground and aerial plant protection operations	106
4.13	Area irrigated by different sources	107
4.14	Area underlain by 0.5 depth to water table in Pakistan	109
4.15	Area underlain by 0.10 depth to water table in Pakistan	109
4.16	Out put of forest	110
4.17	Fish production/fish	110
4.18	Western and eastern rivers inflows at rim-station	110
4.19	Western rivers inflows at rim-station	112
4.20	Eastern rivers inflows at rim-station	112
4.21	Province-wise canal withdrawals	113
4.22	Command-wise canal withdrawals	113
4.23	Escapages below Panjnad and kotri	114
5.	<b><u>MANUFACTURING</u></b>	
5.1	Quantum index numbers of large-scale manufacturing industries (1980-81=100)	115
5.2	Production of manufacturing items	117
5.3	Number of reporting establishments - Pakistan	127
5.4	Industrial cost by industry major groups	130
5.5	Value of production by industry major groups	133
5.6	Census value added by industry major groups	136
6.	<b><u>ENERGY &amp; MINING</u></b>	
6.1	Generation of electricity and quantum indices of electricity & mining in Pakistan	139
6.2	Mineral production in Pakistan	140
6.3	Mineral production of Pakistan and provinces	141



CONTENTS

TABLE		Page
<b>7.</b>	<b><u>TRANSPORT &amp; COMMUNICATIONS</u></b>	
7.1	International shipping-entered and cleared at Karachi Port	149
7.2	International shipping-entered and cleared at Port Qasim	149
7.3	Cargo handled at Sea Ports	150
7.4	Number and net registered tonnage of native crafts by nationalities entered/cleared in coastal shipping with cargo into/from the Port of Karachi	150
7.5	Cargo handled in containers at Karachi Port	151
7.6	Routes and track kilometres of Pakistan Railways	151
7.7	Locomotives owned by Pakistan Railways	152
7.8	Coaching vehicles owned by Pakistan Railways	152
7.9	Freight wagons owned by Pakistan Railways	153
7.10	Passenger kilometres by class carried by Pakistan Railways	153
7.11	Freight wagons loaded by Pakistan Railways	154
7.12	Freight carried by Pakistan Railways	154
7.13	Commodities carried by Pakistan Railways	155
7.14	Fuel consumed by Pakistan Railways	157
7.15	Operating revenue of Pakistan Railways	157
7.16	Operating expenses of Pakistan Railways	158
7.17	Persons employed by Pakistan Railways	159
7.18	Road kilometres in Pakistan	160
7.19	Air traffic of passengers, freight and mail of Pakistan International Airlines	160
7.20	Aircraft movements at civil airports	161
7.21	Passengers handled at civil airports	162
7.22	Cargo handled at civil airports	163
7.23	Mail handled at civil airports	164
7.24	Motor vehicles registered	165
7.25	Telecommunication statistics	167
7.26	Postal services statistics	171
7.27(a)	Radio licences issued by circle	173
7.27(b)	Radio licences issued by circle (revised format)	173
7.28	Transmission hours of radio Pakistan by Station	174
7.29	Estimated T.V. sets as on 30th June	175
7.30	Estimated VCR sets	179
7.31	Telecasting hours by language	183
7.32	Tourist arrivals by mode of transport and receipts of foreign exchange	184
7.33	Tourist arrivals by nationality	186
7.34	Tourist arrivals by sex	190



**CONTENTS**

TABLE		Page
<b>8.</b>	<b><u>MONEY &amp; BANKING</u></b>	
8.1	State Bank of Pakistan-assets of the issue department	191
8.2	State Bank of Pakistan-liabilities and assets of the banking department	192
8.3	Scheduled banks-Pakistani and foreign	194
8.4	Consolidated position of scheduled banks-selected items	195
8.5	Classification of scheduled banks advances by economic groups/borrowers	197
8.6	Monetary assets (IMF BASIS)	198
8.7	Bank credit to private and public sector	200
8.8	Issue of capital	201
8.9	Gross/net investment of national savings schemes	203
8.10	Clearing house returns	211
8.11	Loans sanctioned and disbursed by the House Building Finance Corporation	214
8.12	Loans disbursed by Agriculture Development Bank of Pakistan by province and term	215
<b>9.</b>	<b><u>INSURANCE &amp; JOINT STOCK COMPANIES</u></b>	
9.1	Number of insurance companies-domestic and foreign	217
9.2	Premium paid on casualty insurance by type of policy	217
9.3	Assets of foreign insurers in Pakistan	218
9.4	New life insurance business effected and total business in force	220
9.5	Number of existing joint stock companies and their paid-up capital as on December, 31st of each year	220
9.6	Index number of government securities	221
9.7	General index of share prices	222
9.8	State Bank sensitive index of share prices	225
9.9	Market capitalisation of ordinary shares	226
<b>10.</b>	<b><u>BALANCE OF PAYMENTS</u></b>	
10.1	Pakistan's balance of payments	229
10.2	Gold and foreign exchange reserves of Pakistan	244



**C O N T E N T S**

TABLE		Page
<b>11.</b>	<b><u>PUBLIC FINANCE</u></b>	
11.1	Revenue receipts of federal government	245
11.2	Expenditure met from revenue of federal government	246
11.3	Capital receipts of federal government	248
11.4	Capital expenditure of federal government	250
11.5	Revenue receipts of provincial governments	252
11.6	Expenditure met from revenue of provincial governments	257
11.7	Capital receipts of provincial governments	262
11.8	Capital expenditure of provincial governments	265
11.9	Receipts and expenditure of Pakistan Railways	275
11.10	Income tax, performance and collection analysis	276
<b>12.</b>	<b><u>CO-OPERATIVES</u></b>	
12.1	Co-operative societies	281
12.2	Co-operative societies by type	283
<b>13.</b>	<b><u>HEALTH</u></b>	
13.1	Health institutions, beds and personnels	315
13.2	Hospitals/dispensaries and beds by province	320
13.3	Registered dental doctors by year of registration	322
13.4	Immunization coverage	322
13.5	Performance of population planning programme by province	323
<b>14.</b>	<b><u>EDUCATION</u></b>	
14.1	Educational institutions by kind, level and sex	325
14.2	Teachers in educational institutions by kind, level and sex	326
14.3	Students in educational institutions by kind, level and sex	328
14.4	Students and teachers in primary, middle and secondary schools	330
14.5	Number of secondary vocational institutions by type	331
14.6	Enrolment in secondary vocational institutions by type and sex	331
14.7	Number, enrolment teachers of teachers training institutions (Below degree level) by sex	332
14.8	Professional colleges by type and sex	333
14.9	Students in professional colleges by type and sex	334



CONTENTS

TABLE	page
14.10 Teachers in professional colleges by type and sex	336
14.11 Government expenditure (Budget allocations) on education by level and source	337
14.12 Government expenditure (Budget allocations) on education by level-federal government	341
14.13 Government expenditure on education by level	346
14.14 Enrolment by subject, level and sex in Allama Iqbal Open University	347
14.15 Results Statistics by sex and group (Matriculation)	349
14.16 Results Statistics by sex and group (Intermediate)	355
15. <u>SOCIAL &amp; CULTURE</u>	
15.1 Newspapers and periodicals by province	361
15.2 Newspapers and periodicals by language and province	363
15.3 Average circulation of newspapers and periodicals by language/type	366
15.4 Crimes reported by type	369
15.5 Traffic accidents	370
15.6 Appeals and petitions in the Supreme Court of Pakistan	372
15.7 Appeals and petitions in the High Courts	373
15.8 Films released in the country by language	378
15.9 Documentary films produced/released	379
15.10 Dramas and plays produced/released	379
15.11 Visitors to areas/places of attraction	380
15.12 Disabled population by sex, nature of disability, urban & rural areas and province (1981 Census)	389
15.13 Zakat deducted at source asset-wise	391
15.14 Assesments and collection of ushr	392
15.15 Amount released from central zakat funds to provincial zakat funds and national institutions	392
15.16 Disbursements from central zakat funds through social welfares institutions	393
15.17 Disbursements from central zakat funds as rehabilitation grants	393
15.18 Disbursements from central zakat funds for guzara (subsistence allowance)	394
15.19 Disbursements from central zakat funds for medicare	394
15.20 Disbursements from central zakat funds to deeni madaris	395
15.21 Disbursements from central zakat funds for post-primary scholarships/ stipends through educational institutions	395



C O N T E N T S

TABLE	Page
15.22 Visitors, type of attraction, total expenditure and income by zoo	396
15.23 Number of Police stations/posts by division/district	397
15.24 Numbers of Cinemas by districts	403
15.25 Seating capacity of cinemas by districts	406
15.26 Source of monthly household income by income groups	409
15.27 Distribution of monthly consumption expenditure per household by income groups	429
15.28 Distribution of monthly household income by source and monthly household income groups, 1990-91	449
15.29 Percentage distribution of monthly consumption expenditure per household by income groups, 1990-91	460
<b>16.</b>	
<b><u>NATIONAL ACCOUNTS</u></b>	
16.1 Gross national product (at current factor cost)	471
16.2 Gross national product (at constant factor cost)	473
16.3 Net national product (at current factor cost)	475
16.4 Net national product (at constant factor cost of 1980-81)	477
16.5 Expenditure on gross national product (at current market prices)	479
16.6 Expenditure on gross national product (at constant prices of 1980-81)	481
16.7 Gross fixed capital formation in private, public and general government sectors by economic activity (at current market prices)	483
16.7(a) Gross fixed capital formation in private sector by economic activity (at current market prices)	486
16.7(b) Gross fixed capital formation in public and general government sectors by economic activity (at current market prices)	489
16.8 Gross fixed capital formation in private, public and general government sectors by economic activity (at constant prices of 1980-81)	492
16.8(a) Gross fixed capital formation in private sector by economic activity (at constant prices of 1980-81)	495
16.8(b) Gross fixed capital formation in public and general government sectors by economic activity (at constant prices of 1980-81)	498



**C O N T E N T S**

TABLE	Page
<b>17.                    <u>PRICES</u></b>	
17.1    Index numbers of wholesale prices by groups (1980-81=100)	501
17.2(a) Index numbers of wholesale prices by commodities (1980-81=100)	502
17.2(b) Index numbers of wholesale prices by commodities (1990-91=100)	505
17.3(a) Annual average wholesale prices of selected commodities in important markets (1980-81=100)	508
17.3(b) Annual average wholesale prices of selected commodities in important markets (1990-91=100)	556
17.4(a) Combined consumer price index numbers (General) by occupational category (1980-81=100)	627
17.4(b) Combined (All urban and all occupation categories) consumer price index numbers by income groups	627
17.4(c) Combined consumer price index numbers for wages/salary earners by income groups	627
17.5(a) Combined consumer price index numbers (General) by commodity group (1980-81=100)	628
17.5(b) Combined (All urban and all occupational categories) consumer price index numbers by commodity and income groups (1990-91=100)	629
17.5(c) Combined (all urban and all occupational categories) consumer price index number by commodity and income group (1990-91=100)	630
17.6    Consumer price index numbers by income, occupational category and commodity groups (1980-81=100)	631
17.7    Average retail prices of basic articles	651
<b>18.                    <u>FOREIGN TRADE</u></b>	
18.1    Foreign Trade	663
18.2    Foreign trade by routes	664
18.3    Exports by areas and countries/territories	666
18.4    Imports by areas and countries/territories	676
18.5    Exports by commodity groups	686
18.6    Imports by commodity groups	698
18.7    Major exports	708
18.8    Major imports	710
18.9    Exports by economic categories	712
18.10   Imports by economic categories	713
18.11   Exports of sports goods by type	714
18.12   Terms of trade and index numbers of unit value by groups (1980-81=100)	715
18.13   Quantum index numbers by groups (1980-81=100)	717
<b>19.                    <u>FOREIGN ECONOMIC ASSISTANCE</u></b>	
19.1    Grant assistance agreement signed	719
19.2    Commitments of foreign economic assistance by type	721
19.3    Outstanding external indebtedness of Pakistan (Payable in foreign exchange)	723
19.4    Loans and credits contracted	762
<b>20.                    <u>DEVELOPMENT PLANNING</u></b>	
20.1    Annual phasing of plan outlays	767
20.2    Planned outlays by sectors	768
20.3    Sectoral distribution of seventh plan	769
20.4    Sectoral distribution of five year plan (All plans)	770
20.5    8th plan allocations	771
EXPLANATORY NOTES	772
EQUIVALENTS AND SYMBOLS	803