



12th ISSUE

PBS NEWS BULLETIN

October - December, 2021

About PBS!

Pakistan Bureau of Statistics (PBS) is the prime official agency of Pakistan, responsible for collection, compilation and dissemination of reliable and timely statistical information to the policy makers, planners and researchers. It publishes a variety of reports, based on primary and secondary data, especially on economic and social aspects of the country.

STATISTICS HOUSE



PAKISTAN
BUREAU OF
STATISTICS
Government of Pakistan

Government of Pakistan

PAKISTAN BUREAU OF STATISTICS

M/O Planning Development & Special Initiatives

www.pbs.gov.pk



www.facebook.com/PakStat



<https://twitter.com/PakStat>



APPROVAL OF 7TH HOUSING AND POPULATION CENSUS

The Cabinet on 5th October 2021, approved the recommendations of the Census advisory committee for CCI. Cabinet gave the approval for holding census using modern digital technology and consistent with global best practices. This will be the first time in Pakistan's history that the census is going to be held with a gap of only 5 years.



Mr. Asad Umar, Minister M/o PD&SI in his message congratulated PBS team for devising the census strategy, under guidance of Deputy Chairman Planning Commission. Leading experts from academia & think tanks from all provinces were consulted to formulate proposed census strategy. 1st ever modern census in Pakistan.

PBS VISIT OF HONORABLE MINISTER OF M/O PD&SI, MR. ASAD UMAR ON 6TH OCTOBER, 2021

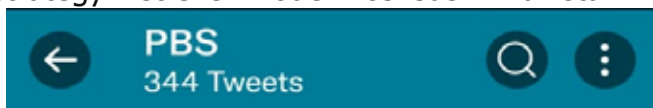
Minister PD&SI Mr. Asad Umar visited the PBS on 6th October 2021. Chief Statistician and Members welcomed the honorable guest; a detail briefing regarding preparatory activities on Digital census and the progress on re-basing of National Account was given to the Minister. He was informed that PBS is inter-linked with national Organizations and had hold many successful consultative meetings with NADRA, IT&T, NTC, NRTC PTA etc. to resolve



the issues. Further Rebasing of National Accounts will be completed by December, 2021.

He appreciated the exertions of PBS and directed that as PBS is going to initiate the sharing of Census activities for the awareness of stakeholders, the provinces must be taken on board and involved in all proceedings. Moreover, the sensitization seminars may be held at each provincial headquarter for involvement of all stakeholders at broader level. He emphasized that quality of services along with timelines must be kept in mind before finalizing the potential partners.

He further directed that in order to complete the Census activities with in given timelines, proper monitoring of all activities with Gantt charts must be done professionally through especially designed software.



Tweets Tweets & replies Media

Asad Umar ✓ · 05 Oct 21
 I congratulate PBS team which produced the census strategy, under guidance of deputy chairman planning commission. Leading experts from academia & think tanks from all provinces were consulted to formulate proposed census strategy. 1st ever modern census in Pakistan inshallah



PREPARATION OF 7TH POPULATION AND HOUSING CENSUS (DIGITAL CENSUS) ACTIVITIES.

Government of Pakistan has decided to conduct 7th Population & Housing Census of Pakistan, which will be first ever “Digital Census of Pakistan”. For successful conduct of the first ever Digital Census of the country, all the efforts are being made for designing/devising a secure mechanism of data collection & allied process. Keeping in view the nature of activity, a collaborative mechanism is being devised with different organizations for smooth process & to avoid impediments. Detailed Consultative meetings with **Ministry of IT&T, NTC, NRTC, PTA, PTCL, SUPARCO, NADRA**, and other organizations are in progress.

MEETING WITH NADRA 5TH OCTOBER 2021 AND 22ND NOVEMBER, 2021

A consultative meeting of Pakistan Bureau of Statistics (PBS) team was held on 5th October 2021 with NADRA to devise a collaborative mechanism for conduct of the gigantic activity of 7th Population & Housing Census of Pakistan at NADRA H/Q headed by Chairman NADRA.

Chief Statistician PBS and Consultant on Digital Census attended the meeting from PBS. PBS team informed that in the light of decisions of the Council of Common Interest (CCI), the PBS is preparing for conduct of the

gigantic task of 7th Population & Housing Census, the first ever “Digital Census”, conducting electronically through tablets with geo tagging of all structures and real time monitoring. The recommendations have already been shared with all Provinces/ regions and they expressed their satisfaction.

The Government has given challenging timeline to complete the whole operation in 18 months and finalize the results by December 2022 for onward handing over to initiate the delimitation process for General Elections for General Elections 2023. It were informed that PBS under digital transformation is already conducting all surveys electronically through tablets by linking with GIS for real time monitoring and has developed all android based software indigenously and implemented these software successfully android based software’s indigenously and implemented successfully.





However, keeping in view the challenging timeline, importance and sensitivity of this enormous national task

NADRA being the national organization with specialized capacities and country wide network may work with PBS for development of ERP solutions (list of all software's needed to be developed) for conduct of census.

It was also informed that PBS has done extensive work and prepared complete list of the software's to be procured. Furthermore, if NADRA agrees, PBS can arrange follow up meetings with NADRA, to work together for completion of this gigantic and challenging task

Chairman NADRA appreciated the work done by PBS so far and assured that NADRA will provide their full support wherever required for completion of this national task of paramount importance. NADRA team will visit PBS for information gathering and follow up meetings will be held for preparation of Proposal.

Another meeting regarding establishment of call centers and use of CATI approach was held on 22nd November, 2021 at PBS, headquarters Islamabad. Team NADRA presented their working structure and briefed about their operations, handled through call centers in Islamabad, Lahore, Karachi, and Swat providing services 24/7 on different projects. NADRA team also shared experience of their different projects.

VISIT OF PBS TEAM TO NATIONAL RADIO AND TELECOMMUNICATION CORPORATION (NRTC) FOR CONDUCT OF 7TH POPULATION & HOUSING CENSUS-2022.

A visit to National Radio & Telecommunication Corporation (NRTC) was held on 29th October 2021 for accessing the capabilities of the organization for provision of required hardware in terms of tablets and allied accessories as per directions of the Mr. Asad Umar, Minister Planning & Development & Special initiatives. PBS team lead by Chief Statistician, Mr. Naeem uz Zafar visited NRTC office in Haripur and had detailed study of the NRTC system and the capabilities.

Brigadier Tofique Ahmed, Managing Director, NRTC welcomed the PBS team. After brief introduction, he lead PBS team for a visit to all NRTC units including designing, production and security. He explained in detail all the steps involved for production and the NRTC partners for production of the requisite hardware. Detailed presentation was given regarding NRTC systems, achievements and the ongoing projects. It was informed that NRTC is the only national organization with capability of production of around 40,000 tablets per month, further they have offices/ units in all the provincial capitals with specialized support mechanisms up to required level. It is informed that recently NRTC has provided tablets to Cabinet Division for cabinet meetings and around 60,000 tablets to Ed-



Education Department of Punjab. It was informed that NRTC can prepare the customized tablets with allied accessories and necessary measures to secure the information in the tablets for avoiding any risk/ threats. Dr. Naeem uz Zafar highly appreciated the NRTC performance and informed that PBS is consulting different organizations for devising mechanism for provision of tablets and allied accessories for data collection that PBS's first choice is to work with national organizations for completing the huge task within the decided timelines.

It was informed by focal person on digital Census Mr. Muhammad Sarwar Gondal, that the most challenging task linked with successful completion of census is related to supply of approximately 120,000 tablets by March 2022. He informed that census involves country wide data collection in short time period by the enumerators of varied capacities. It is essential that the tablets may be especially designed which must be easy to handle and hard enough to sustain any damages during field activities. repeating the same statement made previously He informed that since all parts are imported and due to COVID-19 curbs there are severe delays in provision of some parts. Therefore, it is essential to clearly mention the specifications as soon as possible. This will help to inform, accordingly, that whether it is possible to supply the required number of tablets by the specified timelines.

VISITS OF SUPARCO OFFICE ON 25TH NOVEMBER 2021

PBS has initiated preparatory activities to conduct the first ever digital census through tablets with real time monitoring for production of credible and timely data. For acquiring latest satellite imagery, PBS held consultative meetings with SUPARCO for orientation regarding service availability and to devise the mechanism. PBS team headed by Chief Statistician visited SUPARCO on 25th November 2021 to get insight into SUPARCO's capabilities and infrastructure.

Team SuPARCO presented an overview of the SUPARCO activities. The Director imparted a detailed presentation of all Infrastructure, Projects and Services of SUPARCO. After the presentation, the Member (SUPARCO) requested Dr. Naeem uz Zafar, Chief statistician Pakistan Bureau of Statistics to brief about support from SUPARCO for conduct of Digital Census. The Chief Statistician PBS, Dr. Naeem uz Zafar





summarized the importance of block boundary and satellite imagery at high level for upcoming digital census. The team SUPARCO were informed that PBS has digitized the block boundaries of both Rural and Urban areas of Pakistan and shape files are available with PBS GIS lab. However, keeping in view the sensitivity of census activities like real time GIS monitoring and geo-tagging of structures, it was necessary to not only acquire updated digital satellite imagery but also rectification of the anomalies in block boundaries emerged during digitization process. Team PBS emphasized that PBS will need support to carry out pilot study to assess the need and level of rectification by using samples of imagery provided by SUPARCO.

It was further inform that PBS is working with other organization for development of enumeration application and other census related software development. PBS will look for SUPARCO's support during integration of their services

with Census ERP solutions.

At the end, Member (SAR) SUPARCO ensured that SUPARCO will extend its full possible support to PBS for the conduct of digital census. He also agreed to provide support to PBS in terms of sample imagery provision for conduct of pilot studies to identify and highlight the boundary rectification requirement and scope.

Finally, he emphasized that a formal engagement may be initiated between the two parties so that SUPARCO could share their full proposal with PBS.

MEETING WITH MINISTER FOR INFORMATION TECHNOLOGY & TELECOMMUNICATION (IT&T).

A meeting with Mr. Amin-ul-Haq, Minister for IT&T was held on 29th of November, 2021, regarding provision of support from National Telecommunication Corporation (NTC) Ministry of IT&T regarding data infrastructure and security to conduct 7th Population & Housing Census 2022.



Minister IT&T appreciated the efforts of PBS for conduct of first ever Digital Census and directed relevant officers to fully cooperation with PBS for provision of requested services for successfull conduct of gigantic activity.

THIRD PROGRESS REVIEW MEETING ON THE 7TH POPULATION & HOUSING CENSUS 2022 ON "THE DIGITAL CENSUS" DATED: 26TH NOVEMBER, 2021

Mr. Asad Umar Federal Minister for Planning Development & Special Initiatives chaired the third progress review meeting on the 7th Population & Housing Census 2022 on "The Digital Census" here in Islamabad on Friday 26-11-2021. Deputy Chairman Planning Commission, Secretary PD&SI, Chief Statistician PBS, Mr. Muhammad Sarwar Gondal

(Focal Person on Digital Census and Ms. Rabia Awan Director of Census Planning & Coordination Section attended the meeting.

A detailed presentation was given on the census work

plan and progress. It is informed that PBS is following the timeline and on track to finalize the Census results by December-2022. Census 2022 questionnaire has been finalized by committee and Summary for CCI for approval of the execution of Census along with work plan has been sent. Progress on work with different national organizations like National Telecommunication Communication (NTC), NADRA, SUPARCO NRTC for the provision of infrastructure / software, high resolution images and tablets was informed him. It was added that all major preparatory activities will be completed by the end of March 2022. It was further informed in the meeting that an advertisement for hiring a firm for a social media campaign for the public has been prepared and





published, while National Census Command & Control (N3C) tender is in process.

Mr. Asad Umar appreciated the work done by PBS and directed to follow the timelines rigorously, while keeping him well informed on the progress & interventions needed achieving the goal of successful completion of census 2022 activities by detailed timeline.

MR. MEHTAB KARIM VISITED PBS ON 9TH DECEMBER, 2021

Mr. Mehtab Karim, renowned Demographer and Co-opted Member of Census Advisory Committee visited PBS on 9th Dec, 2021 and met Chief Statistician PBS, Dr. Naeem uz Zafar for deliberations regarding the conduct of 7th Population Census 2022. Dr. Naeem uz Zafar presented him report of Census Advisory Committee on recommendations of 7th Population and housing Census 2022. Focal person on Digital census, Mr. Sarwar Gondal & Ms. Rabia Awan, Director(PBS) shared PBS point of view and preparation regarding smooth conduct of census activities. Mr. Mehtab Karim expressed his satisfaction over PBS performance and strategy regarding "Digital



HIRING OF RENOWNED AGENCIES/ FIRMS

The preparatory activities of 7th Population & Census, the first ever "Digital Census" is in full swing at PBS to meet the challenging timelines. In order to conduct the successful "Digital Census" of the country as per best international practices, PBS have decided to hire training firms for conduct of training with use of modern technology (i.e. Audio / Video etc) and print/electronic and social media firms for effective communication campaign for educating awareness regarding census concepts and motivation for participation in census.

Further, for transparency, credibility and to select the technically sound Firms, different committees are constituted who are responsible to finalize the technical/financial evaluation and ensure the completion of all codal formalities as per rules to avoid any inconvenience in this regard:-

- Committee for "Acquisition of Software
- Committee for "Acquisition of Hardware (tablet, Servers, Laptops & allied accessories)"
- Committee for "Hiring services Social Media and Publicity Firms"
- Committee for "Hiring services for of Training Firms".



census-2022” of PBS

SENSITIZATION WORKSHOP ON 7TH POPULATION AND HOUSING CENSUS 2022

As per recommendation of Census Advisory Committee regarding involvement of stakeholders from start to end to bring transparency and to build confidence, PBS planned series of sensitization workshops for acadmice, reserchers, NGOs and Policy makers regarding 7th Population and Housing, the first ever digital cen-

on 7th population & Housing Census 2022 for academia, researchers, data users and policy makers was started from 24th December 2021.

During this quarter 03 Sensitization Workshops has been completed **First workshop was held at Allama Iqbal Open University Islamabad on 24th December, 2021.**

Guests in their inaugural speeches congratulated Govt. of Pakistan and PBS on taking the initiative of Digital Census. They appreciated that geo tagging and electronic data collection will increase the reliability & transparency of the process. They offered all kind of support for this National cause. Focal person on Digital Census, Mr. Muhammad Sarwar Gondal emphasized in his presentation that the involvement of stakeholders from from the beginning to the end will be top priority of PBS for wider acceptability. Moreover, he included that PBS is conducting Census after five years interval, as per decision of CCI. Further, the use of technologies will improve qualiity of data and tablet based data collection and Self-enumeration option of system will lead

| Province / Region | Tentative Date | Venue |
|-----------------------------------|----------------|------------------|
| ICT-Islamabad | 24th Dec. 2021 | QAU |
| Punjab-Lahore | 28th Dec. 2021 | UOP/UOL |
| Sindh-Karachi | 30th Dec. 2021 | Karachi Uni./IBA |
| Balochistan-Quetta | 03rd Jan. 2022 | UOB/ BUIITEMS |
| Khyber Pukhtunkhwa-Peshawar | 05th Jan. 2022 | UOP/ IM Sciences |
| Gilgit Baltistan-Gilgit | 07th Jan. 2022 | KIU |
| Azad Jammu & Kashmir-Muzaffarabad | 10th Jan. 2022 | UOAJ&K |

sus. the plan of workshops is given as below;

The main objective of Sensitization Workshops was to bring awareness about the census process among the masses and to avoid the trust deficit by engaging academia/universities, researchers, demographers, data users, NGOs and other stakeholders. Series of sensitization workshops





data. During Q/A session, all the queries of the participants were addressed related to Census 2022 digitization process. Chief Statistician, Dr. Naeem uz Zafar, in his closing remarks appreci-

ated the efforts of PBS team, working day and night for this National cause and hoped that they will work with same dedication to accomplish this task.



Second workshop held at University of Punjab, Lahore on 26th December, 2021.



2nd Sensitization Workshop was held in Lahore at University of Punjab. Mr. Muhammad Sarwar Gondal, Focal Person on Digital Census presented in detail the process of conduct of 7th Population & Housing Census 2022. After Presenta-

tion, exclusive session was held for question and answers. The participants from various Provincial Government departments, research organizations, Universities, NGOs and others participated in the sensitization workshop.



3rd workshop held at Institute of Business Administration, Karachi on 30th Dec, 2021.

3rd Sensitization Workshop was held in Karachi at IBA City Campus, Karachi. PBS Team presented the detail mechanism of conduct of 7th Population & Housing Census 2022. After Presentation a session was held for question and answers where all the queries of the participants were addressed.



Dr. Naeem Uz Zafar, Chief Statistician, Pakistan Bureau of Statistics in his closing remarks explained the Census methodology and highlighted the importance of Digital Census. He uprised the participants about the different steps taken for involvement of all stakeholders and requested participants to support this gignatic national task for provision of credible, quality data for planing Plan-

ning and effective / efficient use of National resources. The participants from verious Provincial Government departments, reserch organizations, Universities, NGOs and General Public participated in the sensitization workshop.





7TH POPULATION & HOUSING CENSUS QUESTIONNAIRE FINALIZATION MEETING (24-11-2021)

To prepare and finalize the questionnaire of 7th Population and Housing Census first ever "Digital Census" of the country, a Dedicated Technical Committee has been constituted.



The questionnaire has been drafted by the technical committee consisting of 32 total questions, whereas after detailed deliberations in series of meetings 18 questions related to Demographic Statistics including Employment, Migration and Disability, while 14 Questions Related to Household Characteristics.

The Questionnaire has been drafted keeping in view the ground realities and requirement of data for devising policies. The Committee did extensive studies of the countries of region/



globe to finalize the questionnaire. after detailed deliberations questionnaire was finalized by the committee and the same was submitted to CCI for approval.

Establishment of National Census Coordination Centre (N3C)

Government of Pakistan has decided to conduct 7th Population & Housing Census of Pakistan, which will be first ever "Digital Census of Pakistan". For this purpose, Pakistan Bureau of Statistics (PBS) Government of Pakistan had decided to establish National Census Coordination Center (N3C), with the mandate of coordination, policy decisions and real time monitoring of the whole census process for smooth conduct of Census with involvement of all stakeholders. This Center during Census will be used for real-time monitoring and coordination of census activities. The N3C will be equipped with video walls and inter connecting for data insights with dashboards.

The N3C will be headed by Deputy Chairman Planning Commission (DCPC) and representatives of all Provincial Governments i.e; Chief Secretaries, Secretaries Local Governments, SMBR, Secretary Education e.t.c. will be member of census monitoring committee and will monitor and work together for smooth conduct of field activities of census.



GOVERNMENT MULLING OVER INCLUDING PWDS IN NEXT NATIONAL CENSUS

Pakistan Bureau of Statistics (PBS) going to conduct 7th Population & Housing Census 2022 (Digital Census) focal person on disability from PBS Ms. Rabia Awan, Director presented in the National Conference on Disability that the federal government is seriously mulling to collect accurate number of people with disabilities (PWDs) in the next population census scheduled to be held next year in the country in order to have a data support for framing a national policy to ensure their rights as well as welfare, says a press release.

The event was organized by Community Based Inclusive Development Network Pakistan in collaboration with INGO Sightsavers and HANDS, a national NGO.



Key objectives of the conference were to advocate the government for ensuring effective counting of PWDs in the national population census 2022, and also to push for Pakistan's effective participation in the second Global Disability Summit being held in Oslo, Norway, from February 15-17, 2022 (GDS22). The summit will mobilize efforts for the implementation of the Convention on the Rights of Persons with Disabilities (CRPD), the principle of 'Leaving No One Behind' and on building back better and more inclusive with regards to Covid-19.



PRICE INFLATION SITUATION (October-December, 2021)

Pakistan Bureau of Statistics (PBS) is responsible for collection, compilation and preparation of retail / wholesale prices, as well as, computation of price indices. These indices are National Consumer Price Index (NCPI), Urban Consumer Price Index (UCPI), Rural Consum-

er Price Index (RPI) and Wholesale Price Index (WPI) on monthly basis along with Sensitive Price Indicator (SPI) on weekly basis being prepared and released regularly.

The inflationary situation in Pakistan during the last quarter i.e., Oct-Dec, 2021 is given in Table-1 and Table-2.

Table-1 gives the snapshot of year on year (YoY) and month on month (MoM) inflation rate of General, Food and Non-Food Groups for National, Urban and Rural CPI.

| Inflation Rate (%) (Base: 2015-16) | | | | | | | | | | | | | | |
|------------------------------------|----------|-------|-------|-----|-------|------|-------|------|-------|------|----------|-----|-------|-----|
| Month | General | | | | | | Food | | | | Non-Food | | | |
| | National | | Urban | | Rural | | Urban | | Rural | | Urban | | Rural | |
| | YoY | MoM | YoY | MoM | YoY | MoM | YoY | MoM | YoY | MoM | YoY | MoM | YoY | MoM |
| Oct-21 | 9.2 | 1.9 | 9.6 | 1.7 | 8.7 | 2.2 | 9.4 | 1.5 | 7.2 | 2.6 | 9.7 | 1.8 | 10 | 1.9 |
| Nov-21 | 11.5 | 3 | 12 | 2.9 | 10.9 | 3.1 | 11.9 | 3.9 | 8.6 | 3.3 | 12 | 2.2 | 13 | 3 |
| Dec-21 | 12.3 | -0.02 | 12.7 | 0.3 | 11.6 | -0.5 | 11.7 | -2.3 | 9 | -3.1 | 13.4 | 2 | 14 | 1.9 |

Table-2 indicates the cumulative indices along with percentage change for the twelve (12) major groups at national, urban and rural level.

| Group | NATIONAL | | | | URBAN | | | | RURAL | | | |
|---|------------|-----------------|-----------------|------------|------------|-----------------|-----------------|------------|------------|-----------------|-----------------|------------|
| | Weight (%) | INDICES | | Change (%) | Weight (%) | INDICES | | Change (%) | Weight (%) | INDICES | | Change (%) |
| | | Jul-Dec 2021-22 | Jul-Dec 2020-21 | | | Jul-Dec 2021-22 | Jul-Dec 2020-21 | | | Jul-Dec 2021-22 | Jul-Dec 2020-21 | |
| General | 100.00 | 152.51 | 138.88 | 9.81 | 100.00 | 151.77 | 137.86 | 10.09 | 100.00 | 153.63 | 140.42 | 9.41 |
| Food and non-alcoholic Beverages | 34.58 | 159.50 | 145.54 | 9.59 | 30.42 | 159.09 | 143.73 | 10.69 | 40.87 | 159.96 | 147.57 | 8.40 |
| Non-perishable food items | 29.60 | 160.36 | 142.20 | 12.77 | 25.97 | 160.00 | 140.29 | 14.05 | 35.08 | 160.76 | 144.34 | 11.38 |
| Perishable food items | 4.99 | 154.35 | 165.32 | -6.63 | 4.46 | 153.76 | 163.77 | -6.11 | 5.79 | 155.05 | 167.13 | -7.23 |
| Alcoholic Beverages, Tobacco | 1.02 | 145.48 | 142.41 | 2.16 | 0.85 | 154.49 | 150.68 | 2.53 | 1.28 | 136.39 | 134.07 | 1.73 |
| Clothing and footwear | 8.60 | 151.83 | 138.38 | 9.73 | 8.01 | 148.70 | 134.65 | 10.44 | 9.48 | 155.83 | 143.13 | 8.87 |
| Housing, water, Elec., Gas and other fuels | 23.63 | 148.05 | 132.53 | 11.71 | 27.03 | 148.42 | 133.95 | 10.80 | 18.49 | 147.24 | 129.38 | 13.80 |
| Furnishing and household equipment maintenance | 4.10 | 146.49 | 133.05 | 10.10 | 4.09 | 145.14 | 132.19 | 9.79 | 4.10 | 148.53 | 134.35 | 10.55 |
| Health | 2.79 | 157.13 | 144.84 | 8.49 | 2.31 | 157.87 | 144.60 | 9.17 | 3.51 | 156.40 | 145.07 | 7.81 |
| Transport | 5.91 | 158.86 | 138.03 | 15.09 | 6.14 | 160.66 | 138.60 | 15.92 | 5.56 | 155.87 | 137.08 | 13.70 |
| Communication | 2.21 | 110.03 | 107.14 | 2.70 | 2.35 | 112.36 | 108.41 | 3.65 | 1.99 | 105.88 | 104.90 | 0.93 |
| Recreation and culture | 1.59 | 131.13 | 122.58 | 6.98 | 1.73 | 128.13 | 120.08 | 6.70 | 1.38 | 136.84 | 127.31 | 7.48 |
| Education | 3.79 | 146.74 | 143.15 | 2.50 | 4.88 | 148.83 | 145.67 | 2.17 | 2.13 | 139.54 | 134.47 | 3.77 |
| Restaurants and hotels | 6.92 | 148.55 | 135.95 | 9.27 | 7.41 | 147.83 | 134.62 | 9.81 | 6.19 | 149.87 | 138.36 | 8.31 |
| Misc. goods and services | 4.87 | 158.28 | 145.67 | 8.65 | 4.77 | 157.23 | 144.42 | 8.87 | 5.02 | 159.79 | 147.48 | 8.34 |



The year on year (YoY) and month on month (MoM) inflation rates are graphically sketched in Figures 1-6 at Urban, rural and national level.

Figure 1: Urban Inflation - YoY, Special Indices

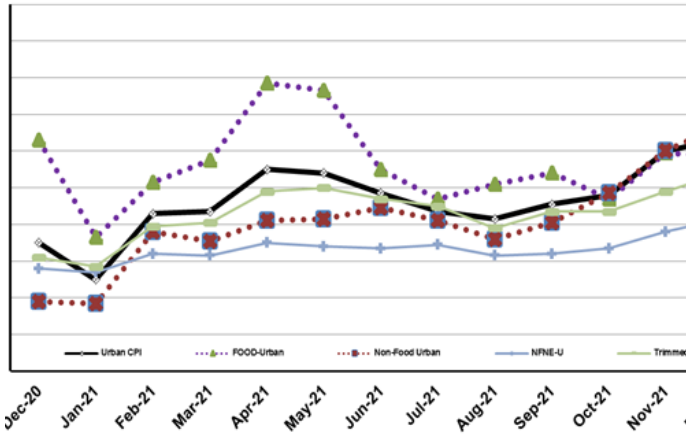


Figure 2: Rural Inflation - YoY, Special Indices

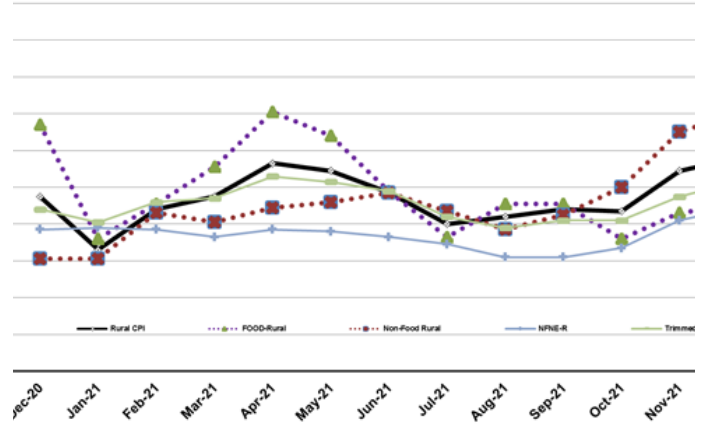


Figure 3: UCPI Inflation MoM, Special Indices

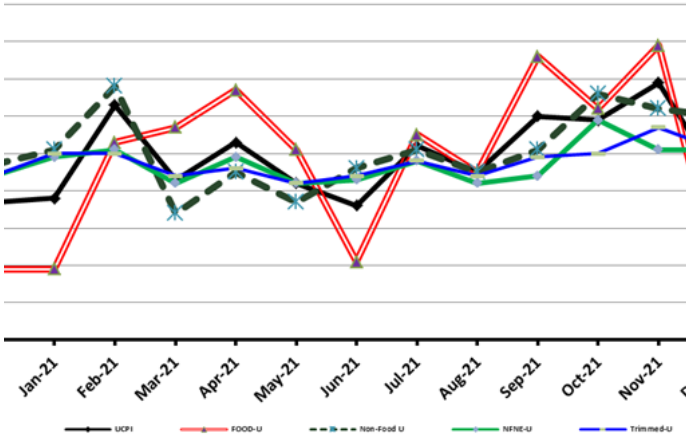


Figure 4: RPI Inflation MoM, Special Indices

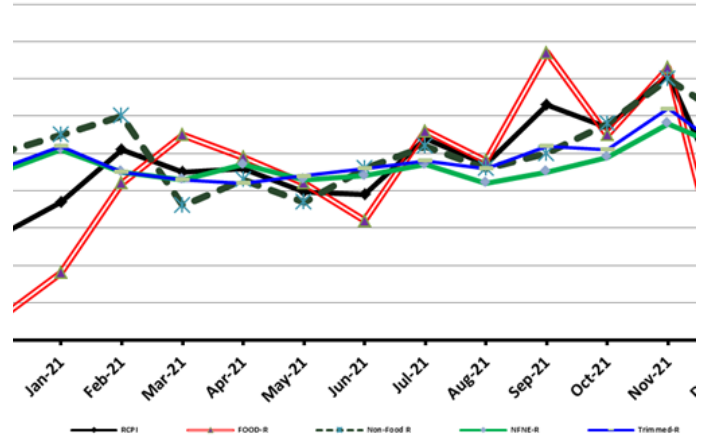


Figure 5: CPI Yo.Y (National, Urban, Rural)

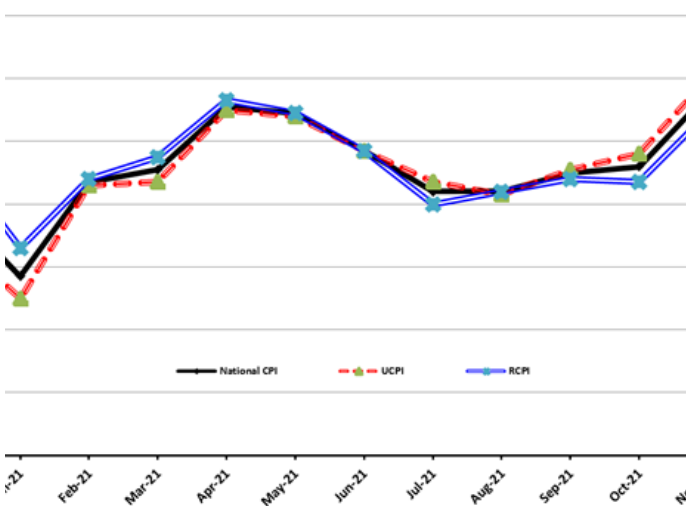
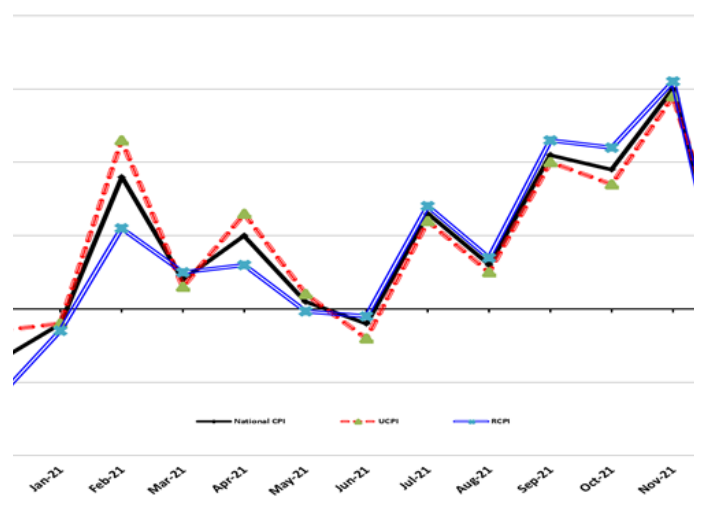


Figure 6: CPI M.o.M (National, Urban, Rural)



"QIM FOR THE MONTH OF OCT- 2021"

The provisional quantum indices of Large Scale Manufacturing Industries (LSMI) for October 2021 with base year 2005-06 have been developed on the basis of latest data supplied by the source agencies. The indices for July-October 2021-22 along with percentage changes and growth impact by source are as follows:-

| S.No. | Source | Indices for July-Oct | | % Change | YOY Impact |
|-------|------------------------|----------------------|---------------|----------|-------------|
| | | 2021-22 | 2020-21 | | |
| 1 | OCAC | 110.44 | 102.91 | 7.33 | 0.43 |
| 2 | Ministry of Industries | 129.01 | 124.66 | 3.49 | 2.26 |
| 3 | Provincial BOS | 188.13 | 182.69 | 2.98 | 0.88 |
| 4 | OVERALL | 140.50 | 135.66 | - | 3.56 |

2. The overall output of LSMI increased by 3.56 % for July-October 2021-22 compared to July-October 2020-21

3. The indices for October 2021 along with percentage changes and growth impact by source are as follows:

| S. No. | Source | Indices | | | % Change | | Growth Impact | |
|--------|------------------------|---------------|---------------|---------------|----------|--------|---------------|---------------|
| | | Oct-21 | Oct-20 | Sep-21 | MOM | YOY | MOM | YOY |
| 1 | OCAC | 121.80 | 106.14 | 110.91 | 9.82 | 14.75 | 0.60 | 0.83 |
| 2 | Ministry of Industries | 133.74 | 135.37 | 129.74 | 3.08 | (1.21) | 2.01 | (0.80) |
| 3 | Provincial BOS | 179.90 | 188.05 | 184.65 | (2.57) | (4.33) | (0.74) | (1.23) |
| 4 | OVERALL | 142.90 | 144.63 | 140.29 | - | - | 1.86 | (1.19) |

4. The LSMI output decreased by 1.19% for Oct, 2021 compared to Oct, 2020 and increased by 1.86% if compared to September 2021. Month-wise trend of QIM from Sep, 2019 to Oct, 2021 is given in the following graph:-



ENERGY & MINING STATISTICS SECTION

The Energy & Mining section of PBS is currently engaging the stakeholders by sensitizing them about the emerging need of the mining statistics. Provincial Directorates of Mines and Minerals is the main source agencies for mineral production data. PBS requested to source agencies for cooperation to reduce the time lag and improve the data quality.

2. In this regard, a series of consultative meeting at working level were held in November 2021 with Provincial Directorates of Mines and Minerals and Provincial Bureau of Statistics (BoS). All Mines and Minerals departments of Punjab, Sindh, Khyber Pakhtunkhwa and Balochistan extended their full cooperation in provision of timely monthly minerals production data at district level and committed to reduce time lag to 30 days.

On the other hand, all BoS also agreed upon timely provision of industrial production data for rebased QIM. Particularly focussed on including of new items. Glimpses of the meetings at various stations are given as under:



QUARTERLY NATIONAL ACCOUNTS

Quarterly National Accounts (QNA) constitutes a system of integrated quarterly time series coordinated through an accounting framework. QNA adopt the same principles, definitions, and structure as the Annual National Accounts (ANA). The main advantage of the QNA is, it depicts timelier and comprehensive picture of economic development growth as compared to ANA or any other set of individual short-term economic indicators. QNA is an effective tool for combining high-frequency data with integrated framework of national accounts for assessing, analyzing, and monitoring current economic developments and designing a logical economic strategy.

A 'Technical Working Group (TWG)' was constituted comprising of experts from MoPD&SI, Ministry of Finance, State Bank of Pakistan, Pakistan Institute of Development Economics (PIDE), Quaid-e-Azam University, Government College Lahore, Sustainable Development Policy Institute (SDPI), and also from industry, agriculture, livestock, fisheries, mining, manufacturing, construction, trade and services sector. First meeting of TWG was held on 9th September, 2021 in which QNA methodology, quarterly data availability, technical issues involved in compiling quarterly accounts and subsequent solutions for each economic industry included were discussed in detail. TWG recommended that all economic

industries which fall in the ambit of national accounts to be divided into three tiers as per the availability of the data as start for compiling QNA. In-house technical sub-committee after detailed deliberation has divided all economic industries into three tiers and also prepared framework matrix to start the meeting prerequisite relating to finalization of indicators and sources.

A Technical Sub-Committee of PBS has been formed to review the activities and progress of the work relating to the compilation of QNA:

| S.No. | Name | Designation/Section | Status |
|-------|-------------------------|----------------------|------------------|
| 1 | Mr. Fazil Mahmood Baig | DDG (N.A) | Supervisor |
| 2 | Mr. Muhammad Suhaib | Director (QNA/NA-II) | Team Leader |
| 3 | Mr. Ihsan-ul-Haq | CSO (NHA) | Member/Secretary |
| 4 | Mr. Muhammad Afzal Raza | CSO (Services) | Member |
| 5 | Dr. Muhammad Raashid | CSO (FIS) | Member |
| 6 | Dr. Muhammad Adil | CSO (GSS) | Member |
| 7 | Mr. Muhammad Asif | CSO (Transport) | Member |
| 8 | Mr. Safeer Ullah | CSO (Agri. & Trade) | Member |

Following officers are invited for their expert opinion in the meeting;

| S.No. | Name | Designation/Section |
|-------|---------------------|-----------------------------|
| 1 | Dr. Bahrawar Jan | DDG (Industry/Prices/Trade) |
| 2 | Mr. Attiq-ur-Rehman | Director (NA-I) |
| 3 | Mr. Liaqat Ali | CSO (NCS) |

EXTERNAL TRADE STATISTICS

Exports from Pakistan

According to the provisional figures compiled by the PBS, exports from Pakistan during November, 2021 amounted to Rs.502,376 million (provisional) as against Rs.423,063 million (provisional) in October, 2021 and Rs. 345,640 million during November, 2020 showing an increase of 18.75% over October, 2021 and of 45.35% over November, 2020.

Main commodities exported during November, 2021 are given below: -

| S.No. | COMMODITIES | Volume |
|-------|--|--------|
| 1 | Knitwear | 79,221 |
| 2 | Readymade garments | 56,877 |
| 3 | Bed wear | 54,516 |
| 4 | Cotton cloth | 35,444 |
| 5 | Rice Others | 29,203 |
| 6 | Cotton Yarn | 18,883 |
| 7 | Towels | 18,217 |
| 8 | Madeup Articles (Excl. Towels & Bed-wear.) | 14,560 |
| 9 | Rice Basmati | 10,872 |
| 10 | Fish & Fish Preparations | 9,364 |

Exports during July – November, 2021 totaled Rs. 2,072,512 million (provisional) as against Rs. 1,599,976 million during the corresponding period of last year showing an increase of 29.53%.

IMPORTS from Pakistan

Imports into Pakistan during November, 2021 amounted to Rs. 1,371,660 million (provisional) as against Rs. 1,093,545 million (provisional) in October, 2021 and Rs. 683,354 million during November, 2020 showing an increase of 25.43% over October, 2021 and of 100.72% over November, 2020.

Imports during July – November, 2021 totaled Rs. 5,537,253 million (provisional) as against Rs. 3,197,899 million during the corresponding period of last year showing an increase of 73.15%.

Main commodities imported during November, 2021 are given below: -

| S.No. | COMMODITIES | Volume |
|-------|----------------------------------|---------|
| 1 | Petroleum products | 218,224 |
| 2 | Medicinal Products | 119,194 |
| 3 | Petroleum crude | 75,456 |
| 4 | Natural Gas Liquefied | 72,372 |
| 5 | Palm Oil | 67,478 |
| 6 | Plastic Materials | 51,515 |
| 7 | Iron & Steel | 48,005 |
| 8 | Iron & Steel scrap | 47,603 |
| 9 | Mobile Phone | 36,691 |
| 10 | Electrical Machinery & Apparatus | 32,400 |



BALANCE OF TRADE:

Based on the provisional figures of imports and exports the balance of trade in November, 2021 was (-)869,284 million in terms of Rupees. The balance of trade figures cumulative from July - November, 2021 were (-)3,464,741 million in terms of Rupees.

| Period | Exports | Imports | Balance of Trade |
|-----------------|---------|-----------|------------------|
| November, 2020 | 345,640 | 683,354 | -337,714 |
| December, 2020 | 378,776 | 798,228 | -419,452 |
| January, 2021 | 343,533 | 769,235 | -425,702 |
| February, 2021 | 329,033 | 732,174 | -403,141 |
| March, 2021 | 368,925 | 878,602 | -509,677 |
| April, 2021 | 339,498 | 802,443 | -462,945 |
| May, 2021 | 256,105 | 811,947 | -555,842 |
| June, 2021 | 426,080 | 991,914 | -565,834 |
| July, 2021 | 373,412 | 889,779 | -516,367 |
| August, 2021 | 368,847 | 1,081,961 | -713,114 |
| September, 2021 | 404,949 | 1,108,318 | -703,369 |
| October, 2021 | 423,371 | 1,096,467 | -673,096 |
| November, 2021 | 502,376 | 1,371,660 | -869,284 |

THE CENSUS OF MANUFACTURING INDUSTRIES (CMI) 2015-16

PBS conducted the **Census of Manufacturing Industries (CMI)** for the reference year 2015-16 being part of Change of Base of National Accounts project. This Census was launched under a revised methodology with updated frame and improved questionnaire. The CMI questionnaire was distributed and collected physically by the enumerating staff with the aim to enhance coverage and update manufacturing frame of **Business Register (BR) CMI 2015-16**.

Report of Census of Manufacturing Industries (CMI-2015-16) report was approved by Chief Statistician on 08-10-2021. The results of CMI 2015-16 were thoroughly reviewed and vetted in the meeting held in June 29, 2020 by a special technical committee constituted for reviewing the rebasing of National Accounts studies/surveys/census. Panel on Industrial Statistics for CMI-2015-16 was held on 27th April, 2021 under the chairmanship of Chief Economist/O PD&SI and vetted and granted approval unanimously to the results of CMI-2015-16.

The industrial sector is one of the important sectors and hence compilation of industrial statistics assumes a crucial importance both for research and policy making. Among various Censuses/surveys conducted on economic activities. The Census of Manufacturing Industries (CMI) is very important due to its crucial role in compiling GDP and its usefulness for determining the



numerical configuration of the national economy. The CMI measures production, structural changes in medium and large-Scale manufacturing Industries and provides data on quantities and values of inputs and outputs, census value added, contribution to GDP, changes in fixed assets, stocks, employment & employment cost and industrial taxes. It takes into account the new developments in the industrial field, captures industrial products and establishments and develops new weights for Production Index of Manufacturing.

Provincial Secretaries of Industry Departments coordinated the field operation of CMI 2015-16, through their focal persons, in their respective provinces. The focal persons were Chief Executive Officer of Urban Unit Punjab, Director General, Bureau of Statistics Sindh, Director, Bureau of Statistics KP and Director General Labour Balochistan. These focal persons were authorized officers/statistical agents of PBS for CMI 2015-16 as per section 22 of **General Statistics (Re-organization) Act 2011**.

COVERAGE

The **Census of Large-Scale Manufacturing Industries** is conducted after every five years with manufacturing establishments classified under **(10 to 33 division)** Pakistan Standard Industrial Classification (**PSIC-2010**) based on UN-ISIC.Rev.4. However, currently it is linked with rebasing of National Accounts after 10 years. The last CMI of the series was conducted for the year 2005-06. Previous censuses were con-

ducted on the frame of Labour and Industries departments which had low coverage due to incomplete frames and lack of resources.

Table-: Number of Manufacturing Establishments covered in CMIs

| Region | 1990-91 | 1995-96 | 2000-01 | 2005-06 | 2015-16 |
|-------------|---------|---------|---------|---------|---------|
| Pakistan | 4,792 | 4,474 | 4,528 | 8,680 | 42,578 |
| Punjab | 2,452 | 2,364 | 2,357 | 5,187 | 32,256 |
| Sindh | 1,751 | 1,528 | 1,768 | 2,163 | 6,299 |
| KP | 425 | 468 | 236 | 749 | 3,357 |
| Balochistan | 110 | 69 | 93 | 256 | 342 |
| Islamabad | 54 | 45 | 74 | 325 | 324 |

PRODUCTION VALUE

Census of Manufacturing Industries (CMI)

2015-16 shows value of production/total output at producer prices **Rs 11,181 billion** depicting an increase of **244.76%** over **Rs 3,243 billion** in CMI 2005-06. The values of production at producers' prices recorded at national and provincial levels in five CMIs are given at below Table. It may be noted that these values include all indirect taxes (net of subsidies) except general sales tax.

Table-: Value of Production at producers' prices in CMIs (Million Rs)

| Region | 1990-91 | 1995-96 | 2000-01 | 2005-06 | 2015-16 |
|-------------|---------|---------|-----------|-----------|------------|
| Pakistan | 369,664 | 678,196 | 1,104,185 | 3,243,446 | 11,181,973 |
| Punjab | 162,052 | 321,623 | 497,708 | 1,538,490 | 5,212,867 |
| Sindh | 179,736 | 280,662 | 522,617 | 1,340,431 | 4,998,512 |
| KP | 14,993 | 60,689 | 46,439 | 182,578 | 545,643 |
| Balochistan | 9,822 | 8,843 | 23,828 | 155,876 | 269,154 |
| Islamabad | 3,061 | 6,379 | 13,593 | 26,071 | 155,797 |

CONTRIBUTION TO GDP (GVA) AT BASIC PRICES

Contribution to GDP at basic prices is obtained by deducting import/excise duties and other taxes net of subsidies on products from contribution to GDP at producers' prices. CMI 2015-16 depicts an increase of 211.05 % in Contribution to GDP at basic prices at Rs 2946 billion as compared to previous Census 2005-06 at Rs 947 billion as shown in below Table-

Table-: Contribution to GDP (GVA) at basic prices in CMIs (Million Rs)

| Region | 1990-91 | 1995-96 | 2000-01 | 2005-06 | 2015-16 |
|-------------|---------|---------|---------|---------|-----------|
| Pakistan | 75,174 | 149,554 | 263,541 | 947,333 | 2,946,644 |
| Punjab | 30,753 | 56,847 | 97,790 | 441,685 | 1,430,996 |
| Sindh | 38,499 | 69,802 | 143,903 | 391,475 | 1,255,895 |
| KP | 3,567 | 20,313 | 15,523 | 55,199 | 166,912 |
| Balochistan | 2,148 | 1,511 | 5,591 | 52,874 | 63,160 |
| Islamabad | 207 | 1,081 | 734 | 6,101 | 29,683 |

STRUCTURAL CHANGES (WEIGHTS)

An important objective of the manufacturing censuses is to inform about structural changes within manufacturing sector. These changes can best be measured by weights of selected industries of Large-Scale Manufacturing Industries. Weights have been developed activity wise according to PSIC -2010. Major changes have been observed in the weights of following activities.

| Industry | | Weights in % of total large scale manufacturing | | |
|----------|-------------------------------------|---|-------------|---------------------------------------|
| Division | Short description | CMI 2005-06 | CMI 2015-16 | CMI adjusted for non-response 2015-16 |
| 10 | Food products | 14.25 | 17.45 | 16.80 |
| 11 | Beverages | 0.96 | 2.46 | 1.99 |
| 12 | Tobacco products | 2.13 | 2.39 | 2.08 |
| 13 | Textiles | 27.28 | 19.30 | 19.96 |
| 14 | Wearing apparel | 5.45 | 6.24 | 8.09 |
| 19 | Coke and refined petroleum products | 5.41 | 7.11 | 6.30 |
| 20 | Chemicals and chemical products | 9.88 | 9.56 | 8.68 |
| 21 | Pharmaceuticals products | 3.62 | 5.73 | 5.39 |
| 22 | Rubber and plastics products | 1.12 | 2.01 | 1.99 |
| 23 | Other non-metallic mineral products | 6.58 | 9.48 | 10.78 |
| 24 | Basic metals | 5.74 | 3.73 | 3.64 |
| 27 | Electric equipment | 2.54 | 1.75 | 1.84 |
| 29 | Motor vehicles, trailers etc. | 4.41 | 3.64 | 3.12 |

ACKNOWLEDGEMENT:

PBS is pleased to extend appreciation to provincial stakeholders/statistical agents for this efforts in data collection and enhancing the coverage of the census. PBS also acknowledges the contribution of Securities & Exchange Commission of Pakistan (SECP), Research Department of State Bank of Pakistan (SBP), Lasbela Industrial Estates Development Authority (LIEDA), Federation of Pakistan Chambers of Commerce & Industry (FPCCI), Karachi Chamber of Commerce and Industry (KCCI), Lahore Chambers of Commerce & Industry (LCCI), Khyber Chamber Of Commerce & Industry (KCCI), Islamabad Chamber of Commerce and Industry (ICCI) for extending their support in data collection and arranging seminars to highlight the importance of CMI to business community.

The role of the technical committee of Change of Base of National Accounts who reviewed and made useful suggestions to improve the results is acknowledged. PBS also appreciates the Panel on Industrial Statistics for their valuable input to improve and enrich this publication.

The whole exercise was a team work of Business Register (BR) and Industrial Statistics Section under supervision of Dr. Bahrawar Jan, Deputy Director General, PBS whose experience and technical expertise were of immense help in completion of this massive project. PBS also appreciate the efforts of Mr. Muhammad Anwar, Chief Statistical Officer (BR) and his team for their professionalism due to which the project is completed. Chief Statistician vouchsafed letter of appreciation to Mr. Muhammad Anwar in recognition of his meritorious service and outstanding contribution in conducting CMI-2015-16.

Retirements

| S.No. | Name of Officials/Officers | Wing | Designation | BPS | Date of Retirement | Station |
|-------|----------------------------|------|-------------------------------|-----|--------------------|--------------|
| 1 | MUHAMMAD IQBAL RANA | FBS | Deputy Director General | 20 | 10/19/2021 | Lahore |
| 2 | KHALID MAJEED | FBS | Statistical Officer | 17 | 10/1/2021 | Karachi |
| 3 | JABBAR HUSSAIN | FBS | Statistical Officer | 17 | 10/31/2021 | Sukkur |
| 4 | ABDUL JABBAR ZAHID | FBS | Statistical Officer | 17 | 11/8/2021 | Bahawalnagar |
| 5 | MUHAMMAD HAFEEZ SHAIKH | PCO | Assistant Census Commissioner | 17 | 11/14/2021 | Karachi |
| 6 | HIZBULLAH MEMON | PCO | Assistant Census Commissioner | 17 | 11/14/2021 | Dadu |
| 7 | FAKHR-I-ALAM | FBS | Statistical Officer | 17 | 12/4/2021 | Peshawar |
| 8 | MUHAMMAD HANIF | FBS | Statistical Officer | 17 | 12/14/2021 | Quetta |
| 9 | FAROOQ AHMED | FBS | Statistical Officer | 17 | 12/24/2021 | Islamabad |
| 10 | MUHAMMAD IDREES KHAN | FBS | Statistical Officer | 17 | 12/31/2021 | Bannu |
| 11 | ASIF HAMEED | FBS | Statistical Officer | 17 | 12/31/2021 | Karachi |
| 12 | SULEMAN AHMAD | ACO | Assistant Ministerial | 16 | 12/26/2021 | Lahore |
| 13 | GULZAR AHMAD | ACO | Statistical Assistant | 16 | 12/31/2021 | Lahore |

PBS Gallery



Dr. Naeem Uz Zafar (CS), addressing to the gathering at PBS on Jashan E Eid Melad Un Nabi



Chief Statistician chairing a meeting with PID representatives on Census-2022 Publicity campaign




PBS officers participating in a workshop on "Effective Communication for Data Dissemination"



Chief Statistician Visiting GIS Lab to monitor the work of URAF Project



Group Photo of Senior Management with Internees after completion of internship.



Group Photo with students of Quaid i Azam University after Study Tour of PBS.





Chief Editor:
Dr. Naeem Uz Zafar
Chief Statistician



Managing Editor:
Ayazuddin
Member (C&S/RM)

Editor:
Muhammad Sarfaraz
CSO (DD&SS)



Composed by:
Asghar Ali Narejo,
Statistical Assistant (DD&SS)

Reach us @

+90-51-9106651 ddss@pbs.gov.pk

Government of Pakistan

PAKISTAN BUREAU OF STATISTICS

M/O Planning Development & Special Initiatives

www.pbs.gov.pk



www.pbs.gov.pk



ddss@pbs.gov.pk



<https://www.facebook.com/PakStat/>



+92-51-9106651