



MONTHLY BULLETIN OF STATISTICS 2016

October

*Government of Pakistan
Statistics Division
Pakistan Bureau of Statistics*



PBS-22(10/2016) Vol. 64
100



MONTHLY BULLETIN OF STATISTICS 2016

October

*Government of Pakistan
Statistics Division
Pakistan Bureau of Statistics*

Price Rs. 600.00

P R E F A C E

The Bulletin of Statistics, Monthly Publication of the Pakistan Bureau of Statistics provide important statistics in respect of social, economic and financial sectors of the economy at aggregate as well as sectoral levels. The Bulletin contains data relating to Population, National Accounts, Agriculture, Manufacturing, Prices, Balance of Payments, Public Finance, Education, Energy & Mining, Foreign Economic Assistance, Foreign Trade, Health, Insurance, Labour, Transport & Communication, Social & Culture ect. It also provides different types of indices on agriculture, manufacturing, prices, trade and labour productivity. Charts and graphs have also been provided to selected tables to make the data readily intelligible.

2. The Bulletin contains data on monthly and in some instances on annual basis. The annual data series are on fiscal year basis i.e. from July to June unless otherwise specified. Monthly data series of trade and industry are published with a time lag of 45 days required for data collection, compilation, cleaning, processing, tabulating and printing. Figures may not add up to the totals owing to rounding. Statistics that are compiled in the Pakistan Bureau of Statistics are presented without citation whereas those compiled by other agencies carry a source note below the tables.

3. Efforts have been made to produce this Bulletin as a comprehensive, informative and useful document for decision makers, researchers, planners, economists and other groups of beneficiaries. It is hoped that the users will find this Bulletin useful.

4. Suggestions for further improvement will be highly appreciated and welcomed.

ASIF BAJWA
Chief Statistician

Dr. Shujat Ali

Secretary

Government of Pakistan
Ministry of Finance, Economic Affairs, Revenue,
Statistics & Privatization,
Statistics Division

Statistics House
21-Mauve Area,
G-9/1, Islamabad.

Tel : 051-9106500
Fax: 051-9106502
E-mail: secretary@pbs.gov.pk

Asif Bajwa

Chief Statistician
Government of Pakistan
Pakistan Bureau of Statistics

Statistics House
21-Mauve Area,
G-9/1, Islamabad.

Tel : 051-9106514 - 051-9106515
Fax: 051-9106561
E-mail: pbs@pbs.gov.pk

**PAKISTAN BUREAU OF STATISTICS
STATISTICS HOUSE, 21-MAUVE AREA
G-9/1 - ISLAMABAD
Website: www.pbs.gov.pk**

		<u>Office</u>	<u>Residence</u>
Mr. Munir Ahmed Aslam Dr. Bahrawar Jan	Deputy Director General Deputy Director General	051-9106555 051-9106550 Fax:051-9106577	051-2275892 051-9101294
Mr. Ayazuddin Mr. Ismail Khan	Deputy Director General Deputy Director General	051-9106552 051-9106558 Fax:051-9106556	051-9242232 051-9101162
Mr. Ghulam Muhammad Mr. Fazil Mehmood Baig Mr. Shaukat Ali Khan Mr. Attiq-ur-Rehman	Director Director Director Director	051-9106559 051-9106575 051-9106557 051-9106553 Fax:051-9106546	0300-9562558 0333-5159850 -- 0346-9579700 --
Mr. Munwar Ali Ghanghro Mrs. Rabia Awan Mrs. Rizwana Siddique	Director Director Director	051-9106554 051-9106581 051-9106545	0333-7145366 051-4444696 0333-5221042

TRAINING WING

Mr. Innocent Dilbar Feroz	Director	051-9205390 Fax:051-9205390	--
---------------------------	----------	--------------------------------	----

**PAKISTAN BUREAU OF STATISTICS
1-B, SINDHI MUSLIM COOPERATIVE HOUSING SOCIETY
KARACHI – 74400
E-mail: khifbs@khi.comsats.net.pk**

Mr. Abdul Aleem Memon	Provincial Census Commissioner	Ph: 021-99225201 Fax:021-99225202	0300-2742061
Mr. Farooq Ahmed	Joint Census Commissioner	Ph:021-99225203 Fax:021-99225223	--
Mr. Muhammad Ali Shaikh Mr. Shaukat Zaman	Director Director	021-99225205 021-99225209 Fax:021-99225202	-- 0300-5052450
Mr. Abrar Hussain	Director	021-99225217	--

**PAKISTAN BUREAU OF STATISTICS
USAID BUILDING GURU MANGAT ROAD
GULBERG-III, LAHORE
E-mail: lhrfbs@lhr.comsats.net.pk**

Mr. Rana Iqbal	Director	042-99263267 Fax:042-99263267	--
----------------	----------	----------------------------------	----

(Regional Office) LAHORE

Mr. Muhammad Shahid	Chief Statistical Officer	042-99263266 Fax:042-99263266	0345-4169987
---------------------	---------------------------	----------------------------------	--------------

(Regional Office) KARACHI

Mr. Inayatullah Baloch	Chief Statistical Officer	021-99225214 Fax:021-99225214	--
------------------------	---------------------------	----------------------------------	----

(Regional Office) PESHAWAR

Mr. Hasan Khan	Chief Statistical Officer	091-9213097 Fax:091-9213098	0333-9117508
----------------	---------------------------	--------------------------------	--------------

(Regional Office) QUETTA

Mr. Ghulam Rasool	Chief Statistical Officer	081-9239804 Fax:081-9239804	--
-------------------	---------------------------	--------------------------------	----

**(Presentation, Reproduction & Printing) KARACHI
pbskarachipp@gmail.co**

Mr. Shakeel Qadeer Mr. Naushad Ahmed Malik	Chief System Analyst Statistical Officer	021-99225220 021-99225215	021-35836029 --
---	---	------------------------------	--------------------

CONTENTS

**	KEY INDICATORS	III
1.	BALANCE OF PAYMENT	
1.1	Country wise Workers Remittances	01
1.2	Month wise Workers Remittances	04
1.3	Exchange Rates Pak. Rupees in Terms of one Unit of Foreign Currency	05
2.	CLIMATE	
2.1	Temperature at Selected Stations	07
2.2	Rainfall at Selected Stations	09
3.	ENERGY & MINING	
3.1	Production of Crude Oil	11
3.2	Production of Natural Gas	14
3.3	Company Wise Production of Crude Oil and Natural Gas	18
3.4	Province Wise Production of Crude Oil and Natural Gas	18
3.5	Production of Crude Oil, Natural Gas and Electricity	19
3.6	Mineral Production	20
4.	HEALTH	
4.1(a)	Monthly Immunization Coverage Number of Doses Administered (0-11 month) Children	23
4.1(b)	Monthly Immunization Coverage Number of Doses Administered (12-23 months) Children	25
4.1(c)	Monthly Immunization Coverage Number of T.T Doses Administered to Women	26
4.2	Monthly Report of HIV Treatment Centre	27
4.3(a)	Registered Veterinary Medical Practitioner with PVMC	28
4.3(b)	Registered Animal Husbandry Graduate with PVMC	29
4.4	Tuberculosis Report (FTI)	30
5.	MANUFACTURING	
5.1	Quantum Index Numbers of Large-scale Manufacturing Industries	31
5.2	Production of Manufacturing Items	33
6.	MONEY & CREDIT	
6.1	Reserve Money	47
7.	PRICE	
7.1	Price Indices (General) with Percentage Change	51
7.2	Combined Sensitive Price Indicator (SPI) by Quantile	52
7.3	Combined Consumer Price Index Numbers by Commodity Groups	53
7.4	Consumer Price Index Numbers by Major Groups and Selected Commodities	54
7.5	Combined Consumer Price Index Numbers by Quantile and Major Commodity Groups	56
7.6	Combined Consumer Price Index Numbers by Quantile, Major Commodity Group for Selected Cities	57
7.7	Combined Consumer Price Index Numbers by Income Group/City and Commodity Group for all Centres Covered in CPI	60
7.8	Index Numbers of Wholesale Prices by Commodity Groups	61
7.9	Index Numbers of Wholesale Prices by Commodities	62
7.10	Intercity Wholesale Prices of Selected Commodities	72
7.11	Intercity Consumer Prices	115

8.	PUBLIC FINANCE	
8.1	Customs Revenue Receipts	171
9.	SOCIAL	
9.1	Data on Traffic Accidents	175
9.2	Data on Telecommunication	178
9.3	Visitors at Archaeological Museums in Pakistan	179
9.4	Visitors at Heritage Sites in Pakistan	180
10.	TRADE	
10.1	Value of Foreign Trade	181
10.2	Exports by Commodity/Group	182
10.3	Imports by Commodity/Group	184
10.4	Exports of Selected Commodities in Dollars	185
10.5	Exports of Selected Commodities in Rupees	187
10.6	Imports of Selected Commodities in Dollars	189
10.7	Imports of Selected Commodities in Rupees	191
10.8	Exports by Economic Categories (Summary)	193
10.9	Exports by Economic Categories (Details)	194
10.10	Imports by Economic Categories (Summary)	195
10.11	Imports by Economic Categories (Details)	196
10.12	Exports by Areas and Countries/Territories	269
10.13	Re-exports by Areas and Countries/Territories	273
10.14	Imports by Areas and Countries/Territories	275
10.15	Re-imports by Areas and Countries/Territories	279
10.16	Annual and Quarterly Terms of Trade and Unit Value Indices of Exports and Imports (1990-91=100)	281
10.17	Index Numbers of Unit Value of Exports by Groups (1990-91=100)	282
10.18	Index numbers of unit value of imports by groups (1990-91=100)	283
10.19	Index Numbers of Quantum of Exports by Groups (1990-91=100)	284
10.20	Index Numbers of Quantum of Imports by Groups (1990-91=100)	285
10.21	Trade in Services (Summary)	286
10.22	Export of Services by Sector (Detail) Monthly	287
10.23	Export of Services by Sector (Detail) (Cumulative)	289
10.24	Import of Services by Sector (Detailed) Monthly	291
10.25	Import of Services by Sector (Detail) (Cumulative)	293

Regional and Field Offices of Pakistan Bureau of Statistics

Symbols, Abbreviations and Conversions

Selected Publications of Pakistan Bureau of Statistics

Sale Centres where PBS Publications are available

KEY INDICATORS

YEARLY

ECONOMIC INDICATORS

(2015- 2016)

1	Inflation	2.86%
2	Balance of Trade	(-) \$ 23.899 billion
3	Value of Exports	\$ 20.786 billion
4	Value of Imports	\$ 44.685 billion
5	Total Workers Remittances	\$ 19914.60(P) million
6	Reserve Money	Rs.3973537(P) million
7	Currency in Circulation	Rs.3333684(P) million
8	Consumer Price Index (CPI with Base 2007-2008)	203.82
9	Agricultural Sector Growth	-0.19%
10	Industrial Sector Growth	6.80%
11	Services Sector Growth	5.71%
12	GDP Growth Rate at Constant Basic Prices (Real)	4.71%
13	GNI Growth Rate at Constant Prices	6.66%
14	Per Capita Income	\$ 1561
15	Large Scale Manufacturing Sector (LSMI) Growth	3.21%
16	Quantum Index Number (LSMI with Base 2005-2006)	132.00
17	Imports Duty	Rs.377416.18 million
18	Exports Duty	Rs.580.79 million
19	Foreign Exchange Reserves	\$ 19433 million
20 *	Overall Balance of Payment Surplus/Deficit	\$ -2525 million

SOCIAL INDICATORS

1 **	Population (2016)	195.40 million
	Male	100.96 million
	Female	94.44 million
2	Natural Growth Rate (PDS- 2007)	1.88%
3 **	Population Growth Rate (2016)	1.89%
4	Dependency Ratio (PDS-2007)	81.5
5 ***	Mean Size of Household (2012-13)	6.3

* BOP as per BPM6 in million USD.

** Economic Survey

*** PSLM Survey

IV

MONTHLY

ECONOMIC INDICATORS

August, 2016

1	Value of Exports	\$ 1653.471 million
2	Value of Imports	\$ 4303.731 million
3	Balance of Trade	(-)\$ 2649.260 million

September, 2016

1	Growth in Quantum Index Manufacturing (LSMI)	1.90%
2	Quantum Index of Manufacturing (LSMI with Base 2005-2006)	124.67
3	Consumer Price Index (CPI with Base 2007-08)	209.88
4	Wholesale Price Index (WPI with Base 2007-08)	214.61
5	Sensitive Price Indicator (SPI with Base 2007-08)	210.31
6	Growth Rate	
	A. CPI	0.20%
	B. WPI	-0.53%
	C. SPI	0.11%
7	Exports Duty	Rs.24.04 million
8	Imports Duty	Rs.31983.96 million
9	Reserve Money	Rs.4211143 million
10	Currency in Circulation	Rs.3356716 million
11	Exchange Rate of Pak Rupees in terms of one unit US Dollar	1 \$ =Rs.104.5395
12	Total Workers Remittances (including Hajj & War Compensation)	\$1609.29 million

Source: i) Pakistan Bureau of Statistics.
ii) State Bank of Pakistan.
iii) Economic Survey of Pakistan.

1. BALANCE OF PAYMENT

1.1 Country Wise Workers Remittances (Including Hajj and War Compensation)

(Provisional)
(Million US Dollars)

Item	Sep, 2015	Oct, 2015	Nov, 2015	Dec, 2015
I. Cash	1775.87	1539.96	1591.75	1637.06
1 USA	260.97	188.26	231.28	212.10
2 UK	233.27	197.56	188.88	193.72
3 Saudi Arabia	483.21	464.53	487.28	503.20
4 UAE	428.13	367.37	349.83	341.55
Dubai	284.75	256.13	228.06	219.86
Abu Dhabi	136.97	105.49	116.25	116.20
Sharjah	6.30	5.63	5.40	5.26
Other	0.11	0.12	0.12	0.23
5 Other GCC Countries	201.34	178.09	189.43	213.29
Bahrain	43.31	35.91	37.27	41.07
Kawait	51.45	57.07	61.18	70.27
Qatar	32.15	27.90	27.86	33.68
Oman	74.43	57.21	63.12	68.27
6 EU Countries	33.30	31.56	29.42	37.14
Germany	6.55	6.84	6.51	8.24
France	2.31	2.71	2.11	3.03
Netherland	0.30	0.38	0.39	0.48
Spain	4.45	4.13	3.44	4.36
Italy	3.14	3.57	2.26	3.63
Greece	0.21	0.62	0.52	0.84
Sweden	1.16	0.99	0.98	1.67
Denmark	0.67	0.93	0.96	0.75
Ireland	14.01	10.72	11.88	13.53
Belgium	0.50	0.67	0.37	0.61
7 Norway	2.29	2.19	2.39	3.55
8 Switzerland	1.86	2.33	1.42	2.32
9 Australia	15.93	14.47	15.73	17.63
10 Canada	12.89	12.64	13.11	15.20
11 Japan	0.87	0.86	0.72	1.24
12 Other Countries	101.81	80.10	82.26	96.12
II. Encashment and Profit in Pak. Rs. Of Foreign Exchange Bearer Certificates(FEBCs) and Foreign Currency Bearer Certificate(FCBCs)	0.00	0.00	0.00	0.00
TOTAL (I + II)	1775.87	1539.96	1591.75	1637.06

Contd.

**1.1 Country Wise Workers Remittances
(Including Hajj and War Compensation)**

(Provisional)
(Million US Dollars)

Item	Jan, 2016	Feb, 2016	Mar, 2016	Apr, 2016
I. Cash	1462.87	1516.39	1468.76	1656.85
1 USA	179.56	212.19	183.92	189.84
2 UK	172.53	174.66	157.28	221.88
3 Saudi Arabia	462.18	471.94	506.05	488.78
4 UAE	313.32	317.12	320.30	345.99
Dubai	204.03	203.62	245.91	217.23
Abu Dhabi	105.17	109.89	67.89	121.27
Sharjah	3.95	3.49	6.37	7.17
Other	0.17	0.12	0.13	0.32
5 Other GCC Countries	190.38	191.75	153.75	199.53
Bahrain	31.91	31.09	27.06	35.28
Kawait	60.65	61.49	55.31	62.85
Qatar	30.58	32.15	31.12	31.39
Oman	67.24	67.02	40.26	70.01
6 EU Countries	28.64	28.48	26.54	39.85
Germany	6.39	6.14	9.11	8.89
France	2.25	1.68	3.44	3.94
Netherland	0.35	0.37	0.48	0.42
Spain	3.79	3.42	4.56	4.67
Italy	2.76	2.03	4.11	3.94
Greece	0.59	0.78	1.03	1.25
Sweden	1.18	0.82	1.52	1.44
Denmark	0.81	0.53	0.88	1.02
Ireland	9.98	12.36	0.72	13.57
Belgium	0.54	0.35	0.69	0.71
7 Norway	2.62	1.76	3.00	3.27
8 Switzerland	1.60	1.73	2.31	2.62
9 Australia	13.10	14.62	12.16	18.30
10 Canada	11.52	10.35	13.29	16.71
11 Japan	0.81	0.56	1.09	2.08
12 Other Countries	86.61	91.23	89.07	128.00
II. Encashment and Profit in Pak. Rs. Of Foreign Exchange Bearer Certificates(FEBCs) and Foreign Currency Bearer Certificate(FCBCs)	0.00	0.00	0.00	0.00
TOTAL (I + II)	1462.87	1516.39	1468.76	1656.85

Contd.

1.1 Country Wise Workers Remittances (Including Hajj and War Compensation)

(Provisional)
(Million US Dollars)

Item	May, 2016	Jun, 2016	Jul, 2016	Aug, 2016	Sep, 2016
I. Cash	1799.39	2072.97	1328.18	1760.84	1609.29
1 USA	202.10	274.01	169.68	223.70	210.82
2 UK	240.58	309.27	143.61	192.64	210.18
3 Saudi Arabia	547.77	582.84	378.69	507.26	437.87
4 UAE	380.74	434.90	293.72	401.18	361.89
Dubai	238.72	270.77	196.64	244.52	220.79
Abu Dhabi	136.36	158.19	93.24	151.34	137.20
Sharjah	5.20	5.25	2.91	4.84	3.52
Other	0.46	0.69	0.93	0.48	0.38
5 Other GCC Countries	216.71	232.27	169.61	222.57	182.16
Bahrain	37.68	38.66	27.00	36.16	30.74
Kawait	73.55	78.46	59.00	75.30	62.19
Qatar	34.87	36.34	26.00	38.75	24.58
Oman	70.61	78.81	57.00	72.36	64.65
6 EU Countries	41.64	50.31	35.74	43.50	43.60
Germany	9.86	10.03	7.16	8.66	8.36
France	3.82	4.79	3.98	4.32	4.48
Netherland	0.45	0.62	0.40	0.42	0.50
Spain	4.95	5.64	4.00	3.95	3.97
Italy	4.15	5.34	5.08	5.85	5.36
Greece	1.60	2.02	1.76	1.88	2.15
Sweden	1.47	1.76	1.30	1.64	1.68
Denmark	0.88	1.22	1.05	1.12	1.28
Ireland	13.78	18.05	10.36	14.94	15.01
Belgium	0.69	0.84	0.65	0.72	0.81
7 Norway	3.26	5.11	3.20	3.82	3.87
8 Switzerland	2.52	3.48	1.58	2.20	2.40
9 Australia	15.21	20.05	13.62	18.82	17.88
10 Canada	16.17	22.95	13.09	16.72	15.88
11 Japan	1.32	1.61	1.02	1.64	1.13
12 Other Countries	131.37	136.17	104.62	126.79	121.61
II. Encashment and Profit in Pak. Rs. of Foreign Exchange Bearer Certificates(FEBCs) and Foreign Currency Bearer Certificate(FCBCs)	0.00	0.00	0.00	0.00	0.00
TOTAL (I + II)	1799.39	2072.97	1328.18	1760.84	1609.29

Note: Item has been revised / extended by the State Bank of Pakistan.

Source: State Bank of Pakistan.

1.2 Month Wise Workers Remittances

(Million US \$)

Monthly Cash Inflow (Including Foreign Exchange Bearer Certificates & Foreign Currency Bearer Certificates)	2015-2016	2014-2015	YOY growth (percent)	
			2015-16	2014-15
Jul.	1,663.61	1,675.77	-0.73	19.30
Aug.	1,527.06	1,350.86	13.04	8.93
Sep.	1,775.87	1,748.49	1.57	36.15
Oct.	1,540.39	1,409.22	9.31	4.54
Nov.	1,566.04	1,343.76	16.54	18.87
Dec.	1,614.14	1,634.06	-1.22	17.99
Jan.	1,465.57	1,403.74	4.40	12.66
Feb.	1,521.54	1,420.54	7.11	17.42
Mar.	1,711.17	1,608.51	6.38	20.23
Apr.	1,656.85	1,640.05	1.02	25.02
May.	1,799.39	1,663.30	8.18	15.47
Jun.	2,072.97	1,821.68	13.79	21.50
Jul.	19,914.60	18,719.98	6.38	18.20
Jul.- Jun.	19,914.60	18,719.98	6.38	18.20
Monthly average for period Jul.-jun.	1,659.55	1,560.00	6.38	18.20

Monthly Cash Inflow (Including Foreign Exchange Bearer Certificates & Foreign Currency Bearer Certificates)	2016-17	2015-2016	YOY growth (percent)	
			2016-17	2015-16
July.	1328.18	1663.61	-20.16	-0.73
Aug.	1760.84	1527.19	15.30	13.05
Sep.	1609.29	1775.15	-9.34	1.52
Jul.- Sept.	4,698.31	4,965.95	-5.39	4.00
Monthly average for period Jul.-Sept.	1,566.10	1,655.32	-5.39	4.00

Source: State Bank of Pakistan.

1.3 Exchange Rates Pak. Rupees in Terms of One Unit of Foreign Currency

S. No.	Country/ Organization	Currency	Sep, 2015	Oct, 2015	Nov, 2015	Dec, 2015	Jan, 2016	Feb, 2016	Mar, 2016
1	Australia	Dollar	73.5458	75.2072	75.3531	75.8220	73.4652	74.5797	78.2572
2	Bahrain	Dinar	275.3801	276.0645	278.5366	276.5499	277.2200	276.5486	276.6732
3	Canada	Dollar	78.6856	79.9284	79.4943	76.5397	73.7174	75.7852	78.9739
4	China	Yuan	16.3868	16.4706	16.5623	16.246	15.9622	16.0267	16.0913
5	Denmark	Krone	15.7101	15.7405	15.1900	15.2608	15.2781	15.5833	15.5942
6	E.M.U.	Euro	117.0996	117.3259	113.2076	113.7523	113.8435	116.0891	116.1732
7	Hong Kong	Dollar	13.4571	13.4881	13.6024	13.5075	13.4845	13.4661	13.4901
8	I.M.F.	SDR	146.7608	147.1387	145.8444	145.1964	145.0064	145.8672	146.1468
9	India	Rupee	1.5765	1.6073	1.5960	1.5740	1.5590	1.5342	1.5628
10	Japan	Yen	0.8673	0.8700	0.8604	0.8590	0.8864	0.9123	0.9263
11	Kuwait	Dinar	345.7616	346.5136	347.0888	344.8850	345.1943	348.9191	347.7851
12	Malaysia	Ringgit	24.2486	24.5486	24.4603	24.4736	24.1509	25.0213	25.6692
13	Newzeland	Dollar	65.9923	69.6809	69.2130	70.4574	68.4872	69.2882	70.3751
14	Norway	Krone	12.6208	12.6440	12.2271	12.0534	11.8923	12.1640	12.3316
15	Oman	Riyal	270.9656	271.6041	273.9502	272.0167	272.4458	271.8413	271.9600
16	Qatar	Riyal	28.6579	28.7295	28.9795	28.7732	28.8220	28.7551	28.7622
17	Singapore	Dollar	73.6843	74.4872	74.5746	74.2939	73.1414	74.4388	76.1003
18	Sweden	Krona	12.4695	12.5597	12.1609	12.3048	12.2831	12.3630	12.5181
19	Switzerland	Franc	107.3086	107.8491	104.5417	105.1064	104.2001	105.4546	106.4052
20	Saudi Arabia	Riyal	27.8030	27.8691	28.1001	27.9036	27.9502	27.9234	27.9103
21	Thailand	Bhath	--	--	--	--	--	--	--
22	Turkey	Lira	--	--	--	--	--	--	--
23	U.A.E.	Dirham	28.3880	28.4528	28.6979	28.5017	28.5509	28.5100	28.4955
24	U.K.	Sterling (Pound)	159.9411	160.0182	160.2156	156.9256	151.0231	149.6616	148.7347
25	U.S.A.	Dollar	104.2068	104.4806	105.3726	104.6578	104.8388	104.6232	104.6470

Contd.

1.3 Exchange Rates Pak. Rupees in Terms of One Unit of Foreign Currency

S. No.	Country/ Organization	Currency	Apr., 2016	May, 2016	Jun., 2016	Jul., 2016	Aug., 2016	Sep, 2016
1	Australia	Dollar	80.1764	76.6560	77.2926	78.9496	79.7805	79.5078
2	Bahrain	Dinar	276.6996	276.7560	276.4685	276.7677	276.6123	276.4616
3	Canada	Dollar	81.5343	80.9881	81.0486	80.2436	80.5021	79.9258
4	China	Yuan	16.1701	16.0557	15.8771	15.6970	15.7478	15.6826
5	Denmark	Krone	15.9509	15.9291	15.7998	15.5827	15.7718	15.7541
6	E.M.U.	Euro	118.5779	118.3207	117.2918	115.7117	117.1628	117.0793
7	Hong Kong	Dollar	13.5021	13.4905	13.4841	13.5206	13.5042	13.4948
8	I.M.F.	SDR	147.5860	147.8939	147.3947	145.8591	146.5556	146.3971
9	India	Rupee	1.5759	1.56682	1.5555	N.A	1.5648	1.5678
10	Japan	Yen	0.9551	0.9620	0.9935	0.9991	1.0326	1.0259
11	Kuwait	Dinar	347.2488	347.3796	347.2079	346.8986	347.2254	347.0303
12	Malaysia	Ringgit	26.8346	25.9248	25.6336	26.0779	25.9973	25.4624
13	Newzeland	Dollar	72.098	71.2155	73.5263	74.5121	75.6417	76.4786
14	Norway	Krone	12.7276	12.7412	12.5822	12.3707	12.6107	12.7596
15	Oman	Riyal	272.0107	272.0399	271.8103	272.2500	271.9319	271.7148
16	Qatar	Riyal	28.7686	28.7777	28.7568	28.7945	28.7645	28.7395
17	Singapore	Dollar	77.4884	76.4306	77.1660	77.4954	77.6355	76.9350
18	Sweden	Krona	12.8832	12.7529	12.5989	12.2276	12.3616	12.2583
19	Switzerland	Franc	108.5619	107.0507	107.7685	106.4343	107.7394	107.7394
20	Saudi Arabia	Riyal	27.9178	27.916	27.8937	27.9392	27.9069	27.8806
21	Thailand	Bhath	--	--	--	--	--	--
22	Turkey	Lira	--	--	--	--	--	--
23	U.A.E.	Dirham	28.5023	28.5023	28.4797	28.5292	28.4942	28.4735
24	U.K.	Sterling (Pound)	149.5827	152.0216	148.2362	138.0239	137.0524	137.3004
25	U.S.A.	Dollar	104.6738	104.6787	104.5864	104.7388	104.6221	104.5396

Note: Euro, a common currency of the 11 member countries of European Economic and Monetary Union (EMU) was introduced with effect from 1st January, 1999.

Source: State Bank of Pakistan.

2. CLIMATE

2.1 Temperature at Selected Stations

(In centigrade)

Stations	Murree		Rawalpindi/Islamabad		Jhelum		Lahore		Sargodha	
Height in meters above sea level	2167		507		232		213		187	
	Max.	Min.	Max.	Min.	Max.	Min.	Max.	Min.	Max.	Min.

Month:

Apr. 2015	18.1	9.6	28.5	15.3	31.2	18.5	32.7	20.8	32.9	20.5
May, 2015	22.8	13.5	34.6	18.1	37.2	21.7	39.1	26.3	39.8	26.4
Jun, 2015	23.8	14.2	36.2	22.1	38.0	24.3	38.1	26.3	39.2	26.3
Jul, 2015	22.0	16.4	33.0	24.2	35.6	26.3	34.2	25.4	63.0	27.7
Aug, 2015	23.2	15.9	33.6	23.9	35.5	26.6	34.6	26.6	35.8	27.0
Sep, 2015	22.6	13.1	33.4	19.8	35.5	22.8	34.5	25.1	36.2	25.4
Apr. 2016	19.2	9.7	30.2	14.8	34.3	17.8	35.6	21.2	34.4	20.6
May, 2016	25.1	14.8	37.2	20.0	40.3	23.3	40.2	25.7	40.5	26.2
Jun, 2016	26.1	16.6	38.7	24.1	N.R	N.R	39.6	27.6	40.0	28.1
Jul, 2016	23.6	15.9	35.3	24.2	35.9	25.1	35.8	25.9	36.1	26.7
Aug, 2016	22.9	15.1	34.1	23.1	35.5	25.6	35.1	25.6	35.2	26.0
Sep, 2016	22.3	13.8	34.4	22.2	35.8	24.8	35.1	25.5	36.7	26.3

Stations	Faisalabad		Multan		Bahawalpur		Hyderabad		Nawabshah	
Height in meters above sea level	183		122		116		40		37	
	Max.	Min.	Max.	Min.	Max.	Min.	Max.	Min.	Max.	Min.

Month:

Apr. 2015	33.3	20.0	35.5	22.0	36.5	21.8	37.9	23.5	41.5	22.4
May, 2015	39.3	24.6	40.6	28.3	40.3	25.4	41.5	26.5	45.0	25.7
Jun, 2015	38.8	26.0	39.6	28.0	39.4	26.9	39.7	27.7	42.4	27.8
Jul, 2015	36.0	27.2	36.7	27.7	36.6	27.0	37.1	27.4	40.6	27.8
Aug, 2015	35.7	27.1	36.2	27.6	36.7	26.8	35.0	26.3	39.2	26.4
Sep, 2015	35.6	24.6	36.5	25.6	36.0	24.3	36.3	24.9	39.1	24.5
Apr. 2016	34.4	20.5	35.1	21.1	37.0	20.9	38.0	22.1	40.7	21.2
May, 2016	40.6	26.0	41.9	28.3	42.1	26.9	40.2	25.4	45.5	25.8
Jun, 2016	N.R	N.R	42.1	30.8	41.8	29.0	40.3	27.0	44.9	27.9
Jul, 2016	N.R	N.R	39.2	29.8	39.7	29.2	36.0	27.0	41.1	27.7
Aug, 2016	N.R	N.R	37.2	28.2	37.8	27.8	35.7	25.5	39.1	26.1
Sep, 2016	36.8	25.5	37.1	27.2	38.0	25.7	36.5	24.0	40.1	24.8

Contd.

2.1 Temperature at Selected Stations

(In centigrade)

Stations	Jacobabad		Karachi A.P.		Peshawar		D.I.Khan		Saidu Sharif		Gilgit	
Height in meters above sea level	55		21		359		173		961		1459	
	Max.	Min.	Max.	Min.	Max.	Min.	Max.	Min.	Max.	Min.	Max.	Min.

Month:

Apr. 2015	39.2	23.2	35.9	25.7	30.1	17.3	45.1	18.1	26.5	13.6	26.2	9.4
May, 2015	44.1	29.0	36.0	27.7	35.6	22.0	39.7	22.6	31.6	17.3	29.0	12.6
Jun, 2015	42.5	29.6	37.7	29.8	38.3	24.9	39.7	23.7	33.1	19.4	36.1	14.9
Jul, 2015	38.4	26.5	34.0	28.4	35.0	26.1	38.1	25.2	32.6	23.0	35.4	19.8
Aug, 2015	36.7	27.0	32.3	26.9	34.5	24.2	36.1	24.1	33.1	22.2	34.3	18.1
Sep, 2015	37.7	24.4	34.6	26.3	27.9	22.0	36.8	22.4	32.6	17.2	29.0	12.7
Apr. 2016	39.0	22.9	34.7	24.6	N.R	N.R	N.R	N.R	N.R	N.R	22.2	8.8
May, 2016	49.6	29.0	35.7	27.9	38.1	24.0	41.0	24.5	Nil	Nil	N.R	N.R
Jun, 2016	44.9	30.9	36.1	28.0	39.4	26.9	N.R	N.R	N.R	N.R	34.3	18.8
Jul, 2016	40.7	29.6	33.6	28.1	37.1	27.2	N.R	N.R	N.R	N.R	35.1	18.9
Aug, 2016	38.4	29.1	33.0	27.1	36.6	25.5	N.R	N.R	N.R	N.R	N.R	N.R
Sep, 2016	37.0	26.9	32.9	26.6	35.6	24.7	N.R	N.R	N.R	N.R	N.R	N.R

Stations	Quetta (Samungli)		Zhub (Fortsandeman)		Khuzdar		Punjur		Dalbadin	
Height in meters above sea level	1600		1405		1231		980		848	
	Max.	Min.	Max.	Min.	Max.	Min.	Max.	Min.	Max.	Min.

Month:

Apr. 2015	26.5	11.0	28.7	14.7	30.2	18.6	35.0	18.2	36.0	18.1
May, 2015	32.0	15.0	32.6	17.8	36.9	26.5	39.0	22.5	41.0	22.4
Jun, 2015	36.6	21.1	35.0	20.3	36.6	24.7	39.7	25.9	43.0	25.1
Jul, 2015	36.1	22.1	35.6	20.6	35.6	26.0	40.0	26.0	43.8	27.0
Aug, 2015	36.1	19.0	36.0	23.2	36.7	23.6	36.7	23.6	42.5	24.0
Sep, 2015	30.6	12.8	32.9	18.7	34.6	21.2	33.8	18.5	37.5	17.8
Apr. 2016	26.5	10.0	27.0	15.0	30.7	20.0	35.2	18.4	34.5	13.7
May, 2016	32.2	15.6	34.3	19.5	37.6	25.6	39.8	23.2	41.5	22.5
Jun, 2016	34.6	19.9	33.1	22.6	38.4	20.2	39.3	23.0	43.0	22.5
Jul, 2016	37.6	22.8	37.2	22.0	37.5	25.5	N.R	N.R	45.0	21.0
Aug, 2016	34.7	19.4	34.9	20.8	34.6	23.9	37.3	22.2	41.1	22.8
Sep, 2016	N.R	N.R	N.R	N.R	N.R	N.R	N.R	N.R	N.R	N.R

Source: Pakistan Meteorological Department, Karachi.

2.2 Rainfall at Selected Stations

(In millimeters)

Stations	Murree	Rawalpindi/ Islamabad	Jhelum	Lahore	Sargodha	Faisal- abad	Multan	Bahawal- pur	Hyder- abad	Nawab- shah	Jaco- abad
Height in meters above sea level	2167	507	232	213	187	183	122	116	40	37	55

Year/month

2011	1442.2	1079.0	748.0	903.0	710.0	544.0	180.0	164.0	404.1	309.0	293.3
2012	1515.0	1076.0	717.0	527.0	368.0	366.0	239.0	183.0	121.0	182.0	486.0
2013	1451.5	1732.0	924.0	1109.0	362.0	378.0	157.0	148.0	74.0	86.0	345.0
2014	1228.6	1139.0	939.3	800.6	401.3	401.8	247.3	67.9	25.4	67.0	21.3
2015	2416.8	1477.0	848.0	856.0	588.0	512.0	395.0	498.0	114.0	120.0	148.0
Apr. 2015	279.4	196.4	134.4	5.2	67.7	43.6	10.2	28.8	0.0	3.0	35.0
May, 2015	74.2	30.2	20.0	31.7	3.8	23.6	10.7	26.2	TR	Nil	1.5
Jun. 2015	233.6	33.6	50.1	45.0	48.5	27.3	51.1	106.0	8.2	37.2	13.0
Jul. 2015	532.4	380.1	178.5	328.0	64.2	96.4	138.9	133.7	114.3	83.1	52.0
Aug. 2015	223.7	87.4	19.6	92.7	112.1	132.3	87.4	86.4	4.0	0.0	0.0
Sep. 2015	249.8	133.4	137.5	126.8	70.8	57.8	10.2	66.3	0.0	0.0	0.0
Apr. 2016	51.9	11.0	10.8	2.9	14.0	7.1	21.5	4.0	Tr.	0.0	4.0
May, 2016	128.1	27.2	25.5	31.2	25.5	32.4	3.6	2.0	0.0	17.0	3.0
Jun. 2016	119.1	47.0	143.9	118.2	99.0	63.1	0.4	33.0	34.0	58.0	0.0
Jul. 2016	301.3	344.8	280.1	151.7	312.8	N.R	52.4	34.0	0.0	4.0	7.0
Aug. 2016	195.7	265.0	197.0	315.1	87.0	94.3	69.0	3.7	131.8	63.0	3.4
Sep. 2016	114.2	3.0	53.7	127.7	20.0	9.6	2.6	0.0	Nil	Nil	18.6

Contd.

2.2 Rainfall at Selected Stations

(In millimeters)

Stations	Karachi Airport	Peshawar	D.I. Khan	Saidu Sharif	Gilgit	Quetta (Samungli)	Zhob (Fort sandeman)	Khuzdar	Punjgoor	Dalbadin
Height in meters above sea level	21	359	173	961	1459	1600	1405	1231	980	848

Year/month

2011	290.6	568.0	281.0	853.7	158.7	246.5	40.5	286.6	138.0	64.9
2012	152.0	480.0	450.0	803.0	110.5	410.0	47.0	167.0	33.0	16.0
2013	169.0	551.0	327.0	954.3	153.5	53.0	66.0	479.0	101.0	23.0
2014	30.7	326.3	249.7	660.0	107.0	97.0	173.7	201.9	61.8	17.3
2015	53.0	1387.0	477.0	1062.2	144.0	153.0	364.0	147.0	61.0	47.0
Apr. 2015	0.0	110.5	39.8	165.3	19.0	17.0	22.0	0.0	6.0	0.0
May, 2015	0.0	21.0	3.0	83.0	21.6	10.0	7.0	2.0	20.0	T.R
Jun. 2015	T.R	0.0	29.5	74.6	8.4	T.R	25.0	22.8	0.0	1.2
Jul. 2015	46.6	187.0	26.0	120.3	9.3	T.R	117.0	45.6	0.0	T.R
Aug. 2015	1.4	162.3	200.0	81.2	16.3	0.0	40.0	15.2	0.0	0.0
Sep. 2015	T.R	25.0	0.0	38.5	28.1	0.0	54.0	0.0	0.0	0.0
Apr. 2016	0.0	60.0	N.R	N.R	59.6	0.0	46.0	1.0	6.0	4.0
May, 2016	0.0	8.0	1.0	Nil	N.R	2.0	19.0	2.1	1.0	T.R
Jun. 2016	65.8	55.0	N.R	N.R	16.3	51.0	9.0	21.1	7.0	0.0
Jul. 2016	1.9	32.1	N.R	N.R	24.8	3.0	15.0	37.5	N.R	T.R
Aug. 2016	96.9	45.0	N.R	N.R	10.4	T.R	40.0	14.9	Nil	Nil
Sep. 2016	T.R	3.0	T.R	N.R	N.R	N.R	N.R	N.R	N.R	N.R

N.R = Not received

TR = Trace (Rainfall less than 0.1 mm)

Source: Pakistan Meteorological Department, Karachi.

3. ENERGY & MINING

3.1 Production of Crude Oil

						Unit: Barrels	
Company	Field	Jul,16	Aug,16	Sep ,16	Cummulative Total from July 2016		
PUNJAB							
OGDCL	BHALSYEDAN	143	227	155	525		
	CHAK NAURANG	10990	10975	9855	31820		
	DAKHNI	21760	10220	16215	48195		
	DHODAK	896	985	918	2799		
	FIMKASSAR	5270	5270	5240	15780		
	KAL	13698	14105	13876	41679		
	MISSAKISWAL	3410	3408	3079	9897		
	RAJIAN	80795	83733	85212	249740		
	SOGHRI	4165	1900	2465	8530		
	SADKAL	1161	1299	1293	3753		
	TOOT	8807	8374	7988	25169		
	Sub Total	151095	140496	146296	437887		
	OPL	DHURNAL	9388	4902	6775	21065	
		BHANGALI	180	148	143	471	
RATANA		7350	5649	4800	17799		
Sub Total	16918	10699	11718	39335			
POL	BALKASSAR	14936	14805	14242	43983		
	BELA	794	922	0	1716		
	DHULIAN	4028	4092	4047	12167		
	KHAUR	148	148	136	432		
	JOYAMIR	529	722	700	1951		
	MINWAL	1844	3871	3162	8877		
	MEYAL	9318	9098	8980	27396		
	PARIWALI	11140	11200	11258	33598		
	PINDORI	6381	6408	6094	18883		
	TURKWAL	806	799	823	2428		
	Sub Total	49924	52065	49442	151431		
	MPCL	GHAURI	16509	15989	14960	47458	
		HALINI	28666	26765	25263	80694	
HALINI DEEP		43114	32274	25097	100485		
Sub Total	88289	75028	65320	228637			
PPL	ADHI	228523	212164	201102	641789		
	Sub Total	228523	212164	201102	641789		
Dewan	RODHO SALSABIL	1944.24	2447.74	2435.94	6827.92		
	Sub Total	1944.24	2447.74	2435.94	6827.92		
	TOTAL	536693.24	492899.74	476313.94	1505906.92		
SINDH							
BHP	ZAMZAMA	19260	18151	16619	54030		
	Sub Total	19260	18151	16619	54030		
UEPL	AASSU	20667	19275	16239	56181		
	ALI	88	63	63	214		
	BIJORO	161	145	253	559		
	BAKSH DEEP	174	0	0	174		
	BHANOKI	151	3346	884	4381		
	BUKHARI DEEP	903	71	298	1272		
	CHAMAN	0	0	2188	2188		
	DABHI (South)	1905	1737	1927	5569		
	DABHI (North)	1551	1581	1565	4697		
	GHARO	2192	0	459	2651		
	GHUNGHRO	1902	1595	384	3881		
	HALIPOTA	4642	4266	2121	11029		
	JABO	1951	6901	4385	13237		
	JAGIR	1078	1296	997	3371		
	JARAR DEEP	0	0	0	0		
	JAN	2316	2112	1845	6273		
	KATO	29	101	140	270		
KAMAL NORTH	8633	7948	9816	26397			
KHASKELI	4751	4731	4158	13640			

Contd.

3.1 Production of Crude Oil

Unit: Barrels

Company	Field	Jul,16	Aug,16	Sep ,16	Cummulative Total from July 2016
	KHASKELI DOWN THROWN	550	270	548	1368
	KHOREWAH	1344	1288	1352	3984
	KHOREWAH DEEP			147	147
	KORAI	624	2226	2646	5496
	KUMBH	0	0	233	233
	LAGHARI	382	328	546	1256
	LIMU NORTH	666	297	176	1139
	LODANO	2856	3632	2753	9241
	LODANO DEEP	3731	3569	3816	11116
	MAKDUMPUR	5503	410	0	5913
	MAZARI	6015	5514	2907	14436
	MEYUN ISMAIL DEEP	212	235	187	634
	MEYUN ISMAIL	723	874	758	2355
	MAKRANI	0	0	0	0
	MISSRI	921	0	246	1167
	MOHANO	1146	1161	1080	3387
	MAHI	0	0	0	0
	MURID	9065	8237	7623	24925
	NAIMAT BASAL 2X	1325	2055	1830	5210
	NAIMAT BASAL	183	0	0	183
	NAIMAT WEST	24608	27827	29989	82424
	NORTH AKARI			161	161
	PIARO DEEP	92	94	134	320
	PIARO DEEP BASAL	287	140	363	790
	RAJANI	253	597	619	1469
	RAHIM 1 X	9321	10618	10788	30727
	RAHIM 2X	3228	0	0	3228
	RAWAT	0	0	904	904
	SAHU	5	30	24	59
	SALEH	30	210	20	260
	SAMAN	51	0	0	51
	SAKHI DEEP	0	0	21	21
	SONRO	12397	11419	10861	34677
	SOUTH BUZDAR DEEP	10089	3645	2069	15803
	SOUTH MAZARI	8167	7896	8531	24594
	SOUTH MAZARI DEEP	15282	14429	10598	40309
	SOHRAB	0	0	0	0
	SOHRAB DEEP	3902	3931	4243	12076
	SHEIKHANO	2234	1905	1901	6040
	SUTIARI DEEP	6386	7601	8038	22025
	SUMAR DEEP	12307	1964	0	14271
	SALAMAT	0	0	0	0
	THEBO	2870	3033	1813	7716
	TANDO GHULAM ALI	262	9	24	295
	THARO	712	499	423	1634
	TAJEDI	2142	1880	1079	5101
	TANGRI	1075	1394	990	3459
	TANGRI DEEP	236	287	271	794
	TURK	1413	1330	959	3702
	TURK DEEP	698	759	441	1898
	UMER	132	262	565	959
	ZAUR	5546	7820	7709	21075
	Sub Total	212065	194843	178108	585016
OGDCL	BOBI	12595	8515	10890	32000
	BALUCH	4731	7415.12	4418.49	16564.61
	CHAK 2	13789	24200.75	24728.33	62718.08
	CHAK 7A	1085	945	1290	3320
	CHAK 63	15295	22076	25204.36	62575.36
	CHAK 63 SOUTH EAST	10015	13031	15607.52	38653.52
	CHAK 66 NE	110	0	0	110
	HAKEEM DAHO	5869	8783.37	8484.27	23136.64

Contd.

3.1 Production of Crude Oil

Unit: Barrels

Company	Field	Jul,16	Aug,16	Sep ,16	Cummulative Total from July 2016
	NIM	835	860	778	2473
	NUR BAGHLA	1024	846	830	2700
	NOORAI JAGR	2795	2355	1795	6945
	JAKHRO	721	1223	1327	3271
	JARWAR	4690	4530	4000	13220
	KUNNAR	115687	124224	129375	369286
	KUNNAR PASAKHI DEEP	27498	27765	27305	82568
	LASHARI CENTRE	17285	17360	16715	51360
	LALA JAMALI	0	1053.85	987	2040.85
	MISSAN	3505	3505	3390	10400
	PALI	17760	15555	16465	49780
	PALI DEEP	0	0	380	380
	PASAKI	105710	105705	102000	313415
	PASAKI N	11495	11590	11020	34105
	PASAKI NORTH EAST	9150	9015	8860	27025
	QADIR PUR	14180	12055	8980	35215
	SONO	18905	14715	15620	49240
	TANDO ALAM	18440	18425	15300	52165
	THORA	8780	9300	9015	27095
	Sub Total	441949	465048.09	464764.97	1371762.06
PPL	ADAM	1162	1729	1051	3942
	ADAM WEST	635	797	494	1926
	KANDH KOT	152	86	344	582
	SHARF	0	3265	8136	11401
	SHAHDAD	2033	2006	1983	6022
	MAZARANI	318	296	281	895
	Sub Total	4300	8179	12289	24768
OMV	LATIF	1826.58	1838	2126	5790.58
	MIANO	1322.53	1342	896	3560.53
	Sub Total	3149.11	3180	3022	9351.11
MPCL	MARI	1302	1383	1596	4281
	SUJJAL	2928	3656	3791	10375
	SUJAWAL	1685	1875	1851	5411
	Sub Total	5915	6914	7238	20067
Eni(Pak)	BHIT	7067.53	5562.01	8399.68	21029.22
	BADHRA	1515.94	1434.86	1193.63	4144.43
	KADANWARI	518.6	498.76	326.32	1343.68
	Sub Total	9102.07	7495.63	9919.63	26517.33
OMV Maurice	MEHAR	13508	12620	31953	58081
	Sub Total	13508	12620	31953	58081
	TOTAL	709248.18	716430.72	723913.6	2149592.5
KHYBER .P.K					
OGDCL	CHANDA	41570	51370	46580	139520
	NASPHA	563280	473288	616851	1653419
	MELA	57400	64150	63300	184850
	Sub Total	662250	588808	726731	1977789
MOL	MANZALAI	14186.86	81155.48	12746.93	108089.27
	MAMIKHEL	14716.16	12497.84	12052.67	39266.67
	MARAMZAI	142717.73	73384.12	125457.26	341559.11
	MAKORI	972.42	997.91	588.05	2558.38
	MAEDANKHEL	0	0	0	0
	MAKORI EAST	442455.57	478809.73	293355.78	1214621.08
	Sub Total	615048.74	646845.08	444200.69	1706094.51
	TOTAL	1277298.74	1235653.08	1170931.69	3683883.51
BALOCHISTAN					
OGDCL	UCH	1147	837	640	2624
	Sub Total	1147	837	640	2624
MPCL	ZARGHUN SOUTH	132	196	146	474
	Sub Total	132	196	146	474
PPL	SUI	459	1399	1407	3265
	Sub Total	459	1399	1407	3265
	TOTAL	1738	2432	2193	6363
	GRAND TOTAL	2524978.16	2447415.54	2373352.23	7345745.93

3.2 Production of Natural Gas

Unit:(MCFT)

Company	Field	Jul,16	Aug,16	Sep ,16	Cummulative Total from July 2016
PUNJAB					
OGDCL	DAKHNI	818.13	369.66	672.42	1860.21
	BAHU	101.18	92.75	58.80	252.73
	FIMKASSAR	3.77	3.72	3.60	11.09
	DHODAK	102.30	102.30	99.00	303.60
	KAL	2.03	2.10	1.97	6.10
	MISSAKISWAL	4.87	5.01	4.80	14.68
	NANDPUR/PANJPIR	349.40	306.78	293.48	949.66
	RAJIN	31.71	33.65	34.63	99.99
	SOGHRI	301.63	125.81	210.28	637.72
	TOOT	33.60	34.32	33.59	101.51
	SADKAL	41.63	47.93	47.75	137.31
	SUB TOTAL	1790.25	1124.03	1460.32	4374.60
	OPL	DHURNAL	28.63	17.72	24.75
BHANGALI		1.60	1.25	1.32	4.17
RATANA		161.53	115.54	95.00	372.07
SUB TOTAL		191.76	134.51	121.07	447.34
POL	BALKASSAR	2.99	2.68	2.56	8.23
	BELA	0.00	17.66	0.00	17.66
	DHULIAN	69.89	67.86	64.07	201.82
	MEYAL	71.25	68.29	65.00	204.54
	PARIWALI	136.68	147.56	141.19	425.43
	PINDORI	19.35	19.41	18.70	57.46
	TURKWAL	1.53	1.51	1.49	4.53
	SUB TOTAL	301.69	324.97	293.01	919.67
PPL	ADHI	1709.00	1704.00	1650.00	5063.00
	SUB TOTAL	1709.00	1704.00	1650.00	5063.00
MPCL	HALINI	22.76	21.50	20.63	64.89
	HALINI DEEP	46.91	35.91	27.07	109.89
	SUB TOTAL	69.67	57.41	47.70	174.78
DEWAN	RODHO(SALSABIL)	287.12	348.19	338.14	973.45
	SUB TOTAL	287.12	348.19	338.14	973.45
	TOTAL	4349.49	3693.11	3910.24	11952.84
SINDH					
BHP	ZAMZAMA	4100.13	3876.03	3524.74	11500.90
	SUB TOTAL	4100.13	3876.03	3524.74	11500.90
UEPL	ALI	75.51	70.64	77.51	223.66
	AASSU	4.86	4.85	4.36	14.07
	BUKHARI DEEP	29.34	26.61	22.14	78.09
	BAKSH DEEP	28.74	0.00	0.00	28.74
	BIJORO	0.42	0.26	0.27	0.95
	BHANOKI	46.16	535.40	244.16	825.72
	CHAMAN	0.00	0.00	201.93	201.93
	DABHI SOUTH	8.24	8.59	9.26	26.09
	DABHI NORTH	0.76	1.51	1.55	3.82
	DUPHRI	2.38	0.00	0.00	2.38
	FATEH SHAH NORTH	13.27	33.29	17.26	63.82
	GHUNGRO	1.23	1.22	0.28	2.73
	GHARO	0.54	0.00	0.29	0.83
	HALIPOTA	8.61	10.81	9.38	28.80
JABO	6.40	5.59	5.25	17.24	

Contd.

3.2 Production of Natural Gas

Unit:(MCFT)

Company	Field	Jul,16	Aug,16	Sep ,16	Cummulative Total from July 2016
	JARAR DEEP	8.72	9.40	8.67	26.79
	JOGWANI	0.42	3.62	3.35	7.39
	JAGIR	0.91	0.79	0.93	2.63
	JAN	0.26	0.28	0.19	0.73
	KATO	6.05	4.46	4.80	15.31
	KAMAL NORTH -1	27.96	29.31	34.47	91.74
	KAUSAR	44.99	41.39	39.93	126.31
	KHASKHELI	6.67	7.02	6.14	19.83
	KHASKHELI DOWN THROWN	0.82	0.61	0.72	2.15
	KHOREWAH	87.78	92.73	83.62	264.13
	KHOREWAH DEEP	4.03	4.26	4.37	12.66
	KORAI	51.57	110.56	106.89	269.02
	KUMBH	49.06	42.35	38.35	129.76
	LAGHARI	0.38	0.36	0.20	0.94
	LODANO	48.51	131.51	82.21	262.23
	LODANO DEEP	12.14	16.23	14.80	43.17
	LIMU NORTH	330.04	234.46	145.09	709.59
	LIMU EAST	1.04	0.27	0.09	1.40
	MAKHDUM PUR	27.92	27.61	26.84	82.37
	MAKHDUM PUR DEEP	2.50	2.71	2.68	7.89
	MAKRANI				0.00
	MAZARI	2.49	4.76	3.45	10.70
	MAHI	0.58	6.12	6.64	13.34
	MEYUN ISMAIL DEEP	26.46	21.06	36.50	84.02
	MISSRI	1.82		0.82	2.64
	MOHANO	0.99	1.05	0.95	2.99
	MOR	0.00	0.00	36.75	36.75
	MUBAN				0.00
	MURID	3.56	4.12	2.12	9.80
	NAIMAT BASAL	67.20	72.76	72.78	212.74
	NAIMAT BASAL 2X	16.08	12.49	12.30	40.87
	NAIMAT WEST	4049.92	4307.88	4114.68	12472.48
	NANDO	3.24	3.47	3.22	9.93
	NURPUR DEEP	22.50	20.12	7.14	49.76
	NORTH AKRI			0.07	0.07
	PANIRO				0.00
	PIARO DEEP	7.83	6.11	6.87	20.81
	PIARO DEEP BASAL	65.64	59.35	54.17	179.16
	PIR				0.00
	QASIM DEEP	80.64	77.66	63.70	222.00
	RAHIM NORTH				0.00
	RAHIM 1X	41.68	46.89	42.27	130.84
	RAHIM 2X	6.30			6.30
	RAJANI	5354.90	5552.59	5333.74	16241.23
	RAWAT			1.20	1.20
	RAGNI DEEP	16.65	17.49	7.66	41.80
	SALEH	0.09	1.62	0.18	1.89
	SAKHI DEEP	33.90	31.69	28.82	94.41
	SAKHI SOUTH DEEP	0.27			0.27
	SAMAN	0.33			0.33
	SALAMAT	979.05	1012.39	940.48	2931.92
	SAHU	2.03	1.78	1.07	4.88

Contd.

3.2 Production of Natural Gas

Unit:(MCFT)

Company	Field	Jul,16	Aug,16	Sep ,16	Cumulative Total from July 2016
	SAJAN				0.00
	SIRAJ SOUTH				0.00
	SONRO	19.99	25.53	19.63	65.15
	SOUTH MAZARI	2.39	4.23	4.34	10.96
	SOUTH MAZARI DEEP	27.04	24.51	21.10	72.65
	SOHRAB DEEP	1208.40	1159.67	1164.17	3532.24
	SUMAR DEEP	135.15	44.10	9.75	189.00
	SOUTH BUZDAR				0.00
	SOUTH BUZDAR DEEP	104.88	110.70	93.55	309.13
	SHEIKHANO	2.73	1.95	1.86	6.54
	SHEIKHANO DEEP				0.00
	SUTIARI DEEP	1451.37	1356.83	1274.90	4083.10
	SUHRAT	32.06	31.01	28.86	91.93
	TANDO GHULAM ALI	37.46	33.83	26.85	98.14
	TANGRI	2.67	2.71	2.74	8.12
	TANGRI DEEP	12.97	6.36	8.98	28.31
	TAJEDI	0.20	0.18	0.12	0.50
	THEBO	25.48	21.69	23.64	70.81
	THARO	203.31	161.82	160.45	525.58
	TURK	57.15	53.75	48.01	158.91
	TURK DEEP	139.87	126.95	81.16	347.98
	UMER	54.39	45.23	142.96	242.58
	USMAN	58.84	9.39		68.23
	WASAYO				0.00
	ZAUR	6.81	6.27	7.73	20.81
	ZAUR WEST	0.82	0.59	0.64	2.05
	ZAUR DEEP	3.17	2.30	2.66	8.13
	SUB TOTAL	15309.53	15949.70	15099.66	46358.89
ENI(PAK)	BHIT	4271.32	4280.33	4480.59	13032.24
	BADHRA	3149.78	3047.18	2881.52	9078.48
	KADANWARI	1506.41	1444.27	1417.64	4368.32
	SUB TOTAL	8927.51	8771.78	8779.75	26479.04
MPCL	KOONJ-1A	29.91	31.71	30.03	91.65
	SUJJAL	450.45	487.96	477.02	1415.43
	SUJAWAL	321.95	295.46	275.32	892.73
	MARI	20078.41	20053.21	19216.43	59348.05
	SUB TOTAL	20880.72	20868.34	19998.80	61747.86
OGDCL	BOBI	170.55	133.96	156.46	460.97
	BALUCH	54.90	91.80	69.23	215.93
	CHAK 2	342.57	612.15	597.23	1551.95
	CHAK 7A	19.69	20.18	19.63	59.50
	CHAK 63	105.87	158.86	196.14	460.87
	CHAK 63 SOUTH EAST	88.15	100.72	95.24	284.11
	CHAK 66NE	2.00	0.00	0.00	2.00
	HAKEEM DAHO	102.07	121.65	115.05	338.77
	DACHRAPUR	229.94	208.16	166.73	604.83
	LALA JAMALI	40.25	60.70	113.26	214.21
	JAKHRO	18.99	30.75	46.79	96.53
	NUR BAGHLA	79.95	67.40	66.70	214.05
	NOORAI JAGIR	135.38	122.15	95.48	353.01
	NIM	23.98	21.21	18.02	63.21
	KUNNAR	378.34	361.33	373.89	1113.56

Contd.

3.2 Production of Natural Gas

Unit:(MCFT)

Company	Field	Jul,16	Aug,16	Sep ,16	Cumulative Total from July 2016
	KUNNAR PASAKHI DEEP	3437.52	3531.84	3503.50	10472.86
	SARI HUNDI	29.07	20.77	44.01	93.85
	PAKHRO				0.00
	QADIRPUR	10966.18	10924.07	10725.06	32615.31
	PASAKHI	20.62	20.62	19.95	61.19
	MARU-RETI	385.16	371.38	351.67	1108.21
	SUB TOTAL	16631.18	16979.70	16774.04	50384.92
OMV	MIANO	2525.54	2496.00	2521.00	7542.54
	LATIF	2162.24	2048.00	1942.00	6152.24
	SAWAN	2255.60	2240.00	2108.00	6603.60
	TAJJAL	106.68	103.00	98.00	307.68
	SUB TOTAL	7050.06	6887.00	6669.00	20606.06
PPL	CHACHAR	94.00	99.00	94.00	287.00
	ADAM	94.00	78.00	89.00	261.00
	ADAM WEST	440.00	519.00	342.00	1301.00
	KANDHKOT	5800.00	5976.00	5894.00	17670.00
	KINZA				0.00
	SHAHDAD	186.00	165.00	204.00	555.00
	SHARF		489.00	1056.00	1545.00
	MAZRANI	125.00	123.00	114.00	362.00
	SUB TOTAL	6739.00	7449.00	7793.00	21981.00
PEL	BADAR	481.01	492.81	494.95	1468.77
	BLOCK-22	303.12	322.64	307.32	933.08
	SUB TOTAL	784.13	815.45	802.27	2401.85
POGC	REHMAN	268.16	265.30	255.43	788.89
	SUB TOTAL	268.16	265.30	255.43	788.89
	SAQIB		2.00		2.00
OMV MAURICE	MEHAR	237.59	219.36	460.28	917.23
	SUB TOTAL	237.59	219.36	460.28	917.23
	TOTAL	80928.01	82081.66	80156.97	243166.64
KHYBER .P.K	CHANDA	87.04	84.64	81.94	253.62
OGDCL	NASHPA	2466.52	1989.43	2518.45	6974.40
	MELA	263.38	281.50	285.45	830.33
	SUB TOTAL	2816.94	2355.57	2885.84	8058.35
	MAKORI	27.65	19.01	11.24	57.90
MOL	MAKORI EAST	2537.08	2762.99	1682.15	6982.22
	MAMIKHEL	836.19	818.49	747.72	2402.40
	MANZALAI	1296.86	1251.79	1162.78	3711.43
	MARAMZAI	3981.03	3893.76	3435.90	11310.69
	SUB TOTAL	8678.81	8746.04	7039.79	24464.64
	TOTAL	11495.75	11101.61	9925.63	32522.99
BALUCHISTAN	LOTI	885.57	813.18	841.70	2540.45
OGDCL	PIRKOH	332.80	288.80	287.25	908.85
	UCH	12192.60	12977.70	12714.40	37884.70
	SUB TOTAL	13410.97	14079.68	13843.35	41334.00
MPCL	ZARGHUM SOUTH	299.54	293.44	267.14	860.12
	SUB TOTAL	299.54	293.44	267.14	860.12
PPL	SUI	13963.00	13926.00	13146.00	41035.00
	SUB TOTAL	13963.00	13926.00	13146.00	41035.00
	TOTAL	27673.51	28299.12	27256.49	83229.12
	GRAND TOTAL	124446.76	125175.50	121249.33	370871.59

3.3 Company wise Production of Crude Oil and Natural Gas September, 2016

Name of Company	Crude Oil (US Barrel)	Number of Oil Fields	% Share in Total Production	Natural Gas (MCFt)	Number of Gas Fields	% Share in Total Production
OGDCL	1338431.97	39	56.39	34963.55	35	28.84
PPL	214798	7	9.05	22589	8	18.63
MPCL	72704	6	3.06	20313.64	6	16.75
BHP	16619	1	0.70	3524.74	1	2.91
UEPL	178108	66	7.50	15099.66	84	12.45
OMV	3022	2	0.13	6669.00	4	5.50
Eni(Pak)	9919.63	3	0.42	8779.75	3	7.24
OMV Maurice	31953	1	1.35	460.28	1	0.38
OPL	11718	3	0.49	121.07	2	0.10
POL	49442	8	2.08	293.01	6	0.24
Dewan	2435.94	1	0.10	338.14	1	0.28
MOL	444200.69	5	18.72	7039.79	5	5.81
POGC	-	-	-	255.43	1	0.21
PEL	-	-	-	802.27	2	0.66
Total	2373352.23	142	100	121249.33	159	100

3.4 Province wise Production of Crude Oil and Natural Gas September, 2016

Province	Crude Oil (US Barrel)	Number of Oil Fields	% Share in Total Production	Natural Gas (MCFt)	Number of Gas Fields	% Share in Total Production
Punjab	476314	26	20.1	3910.2	23	3.2
Sindh	723914	105	30.5	80157.0	124	66.1
KPK	1170932	8	49.3	9925.6	8	8.2
Balochistan	2193	3	0.1	27256.5	5	22.5
Total	2373352.23	142	100.0	121249.33	160	100.0

Source: Directorate General of Petroleum concession
M/o. Petroleum & Natural Resources Islamabad.

3.5 Production of Crude Oil, Natural Gas and Electricity

Year / Month	Crude Oil (000 Barrels)	Natural Gas (MCFT)	Total (Elec. Gen. Mn.Kwh)	Hydel	Thermal	Renewable	Nuclear
2011-12	24573	1558960	67272	28431	53571	----	5270
2012-13	27841	1505839	86190	29687	51950	----	4553
2013-14	31585	1493686	101524	31698	64924	----	4902
2014-15	34490	1465758	100318	32286	62415	802**	5617
2015-16	31652	1481551	106658*	33890	68025	141	4602
2015 Sep	2602	124675	9932*	4112	5571	26	223
Oct	2724	124743	8287*	2467	5553	19	248
Nov	2699	122489	6696*	2266	4141	18	271
Dec	2789	126568	7358*	1755	5315	28	260
2016 Jan	2706	125672	7564*	837	6367	28	332
Feb	2532	113447	7134*	2166	4461	34	473
Mar	2677	119259	7487*	1815	5147	18	507
Apr	2555	119547	8842*	2350	5962	23	507
May	2575	124306	11201*	3550	7145	34	506
Jun	2500	122494	11872*	3721	7641	23	511
Jul	2525	124446.76	10645*	3938	6183	19	524
Aug	2447	125175.5	10292*	4240	5537	18	515
Sep	2373	121249.33	9806*	4235	5081	13	489

*= Provisional

**= Figure taken from Hydrocarbon Development Institute of Pakistan

Source i) Directorate General of Petroleum concession
M/O Petroleum & Natural Resources Islamabad
ii) Electricity Generating Establishments

3.6 Mineral Production

(Thousand Tonnes)

Year / Month	Arg Clay	Coal	Gypsum	Lime Stone	Marble	Rock Salt	Silica Sand	
2011-12	4562	3179	1260	35016	1751	2136	270	
2012-13	4513	2813	1250	38932	2360	2160	356	
2013-14	4935	3311	1322	36463	2591	2220	268	
2014-15	5097	3407	1417	39819	2462	2136	269	
2015-16	5327	3749	1872	48287	4748	3553	396	
2015	Sep	481	269	177	3836	295	304	32
	Oct	442	299	155	4011	292	278	37
	Nov	499	201	165	3809	397	295	34
	Dec	444	288	178	4418	394	263	36
2016	Jan	360	436	147	3864	500	303	32
	Feb	401	312	159	3974	582	328	36
	Mar	605	368	172	4705	474	307	30
	Apr	535	369	131	4582	460	245	28
	May	462	419	140	4205	499	323	44
	Jun	347	335	153	3386	346	292	31
	Jul*	380	209	160	3291	142	309	32
	Aug*	449	234	190	3313	369	311	28
	Sep*	481	265	173	4005	249	295	32

* = Provisional

Contd.

3.6 Mineral Production

(Tonnes)

Year / Month	Barytes	Bauxite	Bentonite	Calcite	Chalk	China Clay	Copper Ore	Copper Blister	Chromite	Dolomite	Emerald (Unit: Gram)	Feldspar	Fire Clay	
2011-12	48510	30223	16520	170	2749	21555	-	17931	179203	198392	236	53235	408187	
2012-13	118471	25288	26077	550	810	22917	-	12285	136443	335819	695	38218	454645	
2013-14	132433	31156	40650	436	1005	16191	500	6538	83447	592918	906	81858	458037	
2014-15	204735	24689	22703	1694	515	18956	149	282161	100516	223117	2530	38568	405565	
2015-16	157858	57024	41506	1610	231	21683	0	2389	69333	716611	3105	316289	550977	
2015	Sep	1230	1076	2903	70	0	2077	0	0	6086	23641	227	19833	40893
	Oct	22529	1225	13862	42	0	1054	0	0	9632	37895	261	16955	37189
	Nov	16138	2713	1358	98	0	1527	0	0	10454	73280	322	17791	42638
	Dec	24942	7596	2531	112	81	1539	0	0	9440	29184	339	34637	37471
2016	Jan	28053	6062	2575	140	0	1886	0	0	3706	68075	320	34697	41447
	Feb	17263	4743	2299	154	0	1682	0	0	2761	90732	295	31891	34871
	Mar	16596	4741	2445	112	50	1545	0	0	4178	70301	217	26511	48568
	Apr	6567	8476	2409	168	0	1298	0	0	3764	84872	230	25393	61808
	May	10818	7664	3134	154	0	2397	0	0	4828	97741	196	41000	52362
	Jun	8454	7359	2282	224	0	2575	0	0	4400	26779	223	32570	53802
	Jul*	2939	9284	1946	84	0	3290	0	2389	5356	34872	0	10250	39176
	Aug*	3695	2569	2311	168	60	3411	0	0	7428	30393	134	9892	53497
	Sep*	615	651	2143	84	0	2077	0	0	7224	55053	118	19079	40887

* = Provisional

Contd.

3.6 Mineral Production

(Tonnes)

Year	Month	Flourite	Fullers Earth	Iron ore	Laterite	Magnesite	Magnese	Ocher	Ord Sand/Bajri Sand	Ordinary Stone	Quartz crystal, (Quartz+Q uartzite)	Soap Stone	Sulphur
2011-12		6859	6906	384893	293625	5444	345	42107	-	6540	41355	55515	25560
2012-13		13344	4259	408604	328067	6705	290	37769	2141	4890	67107	93214	20610
2013-14		7500	6397	192749	380166	3770	3945	32634	3500	2895	92267	72234	35672
2014-15		5917	8005	328915	392347	4611	4790	33909	2490	2155	38037	100724	19730
2015-16		9494	13740	432156	715668	35228	70	68352	16068	630	90408	125330	14869
2015	Sep	1180	2171	25757	49643	4955	0	4285	0	80	9183	9413	1100
	Oct	1972	498	141766	61156	5275	0	10260	0	0	6931	9659	327
	Nov	1032	1177	34923	51601	5629	0	7053	3205	0	2849	11361	623
	Dec	830	656	37849	89473	3010	0	2709	3305	0	9405	13712	1532
2016	Jan	1375	948	34660	84768	2672	0	2360	0	0	9029	12856	1555
	Feb	1226	1433	40617	69148	1366	70	6827	0	0	8454	14020	1459
	Mar	524	1811	36575	45229	2690	0	5854	0	0	8347	8349	1165
	Apr	497	1345	41091	41184	2229	0	5626	0	0	9401	11634	1072
	May	240	1394	40838	60733	1468	0	10313	4779	0	9665	11037	1754
	Jun	178	1531	38460	67576	1844	0	8157	4779	0	5614	5044	2371
	Jul*	85	1918	28824	81230	46	66	11005	3781	250	5543	7710	2311
	Aug*	53	432	17416	38734	3914	93	3002	0	300	10016	11805	1113
	Sep*	810	2171	25757	49268	4619	0	4285	0	80	5623	3454	393

* = Provisional

Source: Provincial Directorates of Mines & Minerals Punjab, Sindh, KPK, Balochistan & FATA.

4. HEALTH

4.1(a) Monthly Immunization Coverage Number of doses administered (0-11 months)children during 2016

Month(s)	BCG	OPV-0	OPV-1	OPV-2	OPV-3	IPV
Jan	502176	421923	482507	444166	435668	318011
Feb	501766	413988	493864	461716	444755	325668
Mar	477669	395338	514010	483116	468293	135388
Apr	434759	345506	487500	469752	458076	383000
May	477845	383307	463197	454765	448184	384468
Jun	485199	406100	459171	437573	440649	323577
Jul	517983	417244	452952	420047	417139	139067
Aug	584477	480317	514808	454009	439116	397844
Sep	544218	461179	519165	447044	418414	379667
Oct						
Nov						
Dec						
Total	4526092	3724902	4387174	4072188	3970294	2786690

Contd.

**4.1(a) Monthly Immunization Coverage
Number of doses administered (0-11 months)children during 2016**

Month(s)	Pentava- lent-1	Pentava- lent-2	Pentava- lent-3	Pneumo-1	Pneumo-2	Pneumo-3	Measles-1
Jan	482382	446002	435745	479952	444436	433313	427483
Feb	495984	461544	444500	496368	460891	444380	427130
Mar	510722	483235	467957	512934	483067	468566	461428
Apr	486576	468801	457099	480384	469024	458212	478804
May	463155	454014	448476	458927	452398	447285	470102
Jun	453709	432442	434784	449504	430426	445263	455854
Jul	452709	419762	417886	452529	419182	415925	439865
Aug	514502	453716	438945	511882	452229	438879	497877
Sep	513822	447162	418468	485792	445384	416729	463259
Oct							
Nov							
Dec							
Total	4373561	4066678	3963860	4328272	4057037	3968552	4121802

Source : National Institute of Health, Islamabad.

**4.1(b) Monthly Immunization Coverage
Number of doses administered (12-23 Months) children during 2016**

Month	BCG	OPV-1	OPV-2	OPV-3	Pentava- lent-1	Pentava- lent-2	Pentava- lent-3	Pneumo-1	Pneumo-2	Pneumo- 3	Measles-2
Jan	291	21	24	35	21	24	35	3	0	0	350935
Feb	874	734	569	678	734	569	731	6	4	3	370272
Mar	96	1617	1133	1100	1596	1118	1088	2	2	2	402196
Apr	77	971	859	988	971	859	988	2	6	6	405756
May	32	927	748	747	927	748	747	0	2	6	334602
Jun	157	553	522	463	554	522	463	0	2	3	380459
Jul	182	984	522	376	981	522	376	42	4	0	355639
Aug	558	1146	813	712	1146	813	712	0	0	0	411009
Sep	1	3440	2996	2804	1189	800	663	0	0	0	416482
Oct											
Nov											
Dec											
Total	2268	10393	12661	7903	8119	16022	5803	55	5858	20	3427350

BCG = Bacillus of Chalmette and Guerin
OPV = Oral Polio Vaccine

Source : National Institute of Health, Islamabad.

**4.1(c) Monthly Immunization Coverage
Number of TT doses administered to women during 2016**

MONTH	Pregnant Women					Childbearing age women				
	TT1	TT2	TT3	TT4	TT5	TT1	TT2	TT3	TT4	TT5
Jan	359337	308399	30488	8007	4193	17768	12649	8592	2335	1118
Feb	369976	309473	29053	7521	5152	30247	21205	13193	4435	1702
Mar	395273	332035	31001	8270	4688	20380	14121	9446	2959	1385
Apr	403705	331730	32830	8548	5244	21852	14759	10140	2754	1409
May	392876	337203	31296	9544	5226	13024	10499	4658	1792	1031
Jun	371455	327327	36481	8451	4411	9038	7233	3428	1477	875
Jul	362664	315602	32652	7639	4379	54270	39893	12650	3889	1898
Aug	413343	337881	35849	8032	5414	74865	49468	14778	4340	2218
Sep	367339	334247	32516	7042	3952	54815	46513	11966	3581	2029
Oct										
Nov										
Dec										
Total	3435968	2933897	6369865	73054	42659	115713	216340	88851	305191	13665

TT = Tetanus Toxioid

Source : National Institute of Health, Islamabad.

4.2 Monthly Report on HIV Treatment Centres September, 2016

S. No	Centre Name	Male		Female		Children		Transgender		Total	Total on ART
		Total	On ART	Total	On ART	Total	On ART	Total	On ART		
Federal											
1	PIMS, Islamabad	2055	983	384	271	44	45	7	5	2490	1304
2	CMH, Rawalpindi	26	26	0	0	0	0	0	0	26	26
Punjab											
3	Mayo Hospital, Lahore	777	437	89	65	6	1	28	7	900	510
4	Services Hospital, Lahore	335	236	131	106	32	8	0	0	498	350
5	Peaditric Unit, Services Hospital, Lahore	0	0	0	0	264	169	0	0	264	169
6	Shaukat Khanum Hospital, Lahore	279	252	183	156	17	1	0	0	479	409
7	Jinnah Hospital, Lahore	1160	672	251	162	0	0	48	30	1459	864
8	DHQ Hospital, Sargodha	530	184	57	29	13	4	0	0	600	217
9	DHQ Hospital, D.G Khan	1623	1259	350	264	55	55	4	3	2032	1581
10	Allied Hospital, Faisalabad	1083	878	105	94	0	0	1	1	1189	973
11	Aziz Bhatti Hospital, Gujrat	710	471	223	237	0	0	0	0	933	708
Sindh											
12	Civil Hospital, Karachi	3799	1666	320	233	27	0	58	23	4204	1922
13	Peaditric Unit, Civil Hospital, Karachi	0	0	0	0	103	61	0	0	103	61
14	Indus Hospital, Karachi	486	264	103	61	0	0	7	5	596	330
15	Aga Khan Hospital, Karachi	0	0	0	0	46	34	0	0	46	34
16	Chanka Medical College Hospital, Larkana	1046	784	237	199	16	4	30	24	1329	1011
Khyber Pakhtunkhwa											
17	Hayatabad Medical Complex, Peshawar	1711	1243	517	400	86	45	5	5	2319	1693
18	KDA Hospital, Kohat	212	153	100	82	15	10	0	0	327	245
Balochistan											
19	Bolan Medical Complex, Quetta	307	196	70	55	10	9	3	0	390	260
20	ART Center, Turbat	177	96	25	18	8	3	0	0	210	117
Total		16316	9800	3145	2432	742	449	191	103	20394	12784

Source:- National Aids Control Programme, NIH, Islamabad.

4.3(a) Registered Veterinary Medical Practitioners with PVMC- 2016

RVMP Registration for the year of 2016	Male	Female	D.V.M	M.Sc	M.Phil	Ph.D	Total
Jan	58	10	68	Nil	Nil	Nil	68
Feb	98	10	107	Nil	Nil	1	108
Mar	100	10	110	Nil	Nil	Nil	110
Apr	30	3	32	1	Nil	Nil	33
May	61	5	66	Nil	Nil	Nil	66
Jun	34	2	36	Nil	Nil	Nil	36
Jul	10	2	12	Nil	Nil	Nil	12
Aug	203	41	244	Nil	Nil	Nil	244
Sep	107	21	128	Nil	Nil	Nil	128
Oct							
Nov							
Dec							
Total	701	104	803	1	Nil	1	805

Total RVMP Registered since 1st January 2016 to 30th November 2016=1065
Total RVMP Registered since 30th May 2000 to 30th November 2016= 11187

Source:- Pakistan Veterinary Medical Council, Islamabad.

4.3(b) Registered Animal Husbandry Graduate With PVMC- 2016

RVMP Registration for the year of 2016	Male	Female	B.Sc. (Hons) A.H	M.Sc.	Ph.D	Total
Jan	Nil	Nil	Nil	Nil	Nil	Nil
Feb	Nil	Nil	Nil	Nil	Nil	Nil
Mar	Nil	Nil	Nil	Nil	Nil	Nil
Apr	Nil	Nil	Nil	Nil	Nil	Nil
May	Nil	Nil	Nil	Nil	Nil	Nil
Jun	Nil	Nil	Nil	Nil	Nil	Nil
Jul	Nil	Nil	Nil	Nil	Nil	Nil
Aug	Nil	Nil	Nil	Nil	Nil	Nil
Sep	Nil	Nil	Nil	Nil	Nil	Nil
Oct						
Nov						
Dec						
Total	Nil	Nil	Nil	Nil	Nil	Nil

4.4 Tuberculosis Report (FTI) (Jul-Sep, 2016)

Provinces/Regions	TB Cases NSS+	CDR SS+**	TB All Types			CDR Total	% Treatment Success Rate* (TSR)
			Male	Female	Total		
Punjab	20070	57	27049	25522	52571	79	NA
Sindh	7563	48	8589	7735	16324	55	NA
K.P.K	3539	39	5654	6010	11664	68	NA
Balochistan	1026	29	1160	1383	2543	38	NA
F.A.T.A	321	20	546	505	1051	35	NA
Gilgit Baltistan	71	15	395	519	914	105	NA
AJK	456	24	684	680	1364	38	NA
ICT	139	34	314	266	580	74	NA
Pakistan	33185	49	44391	42620	87011	68	NA

CDR : Case Deduction Rate
SS+ Sputum Smear Positive

* Available One Year Lag

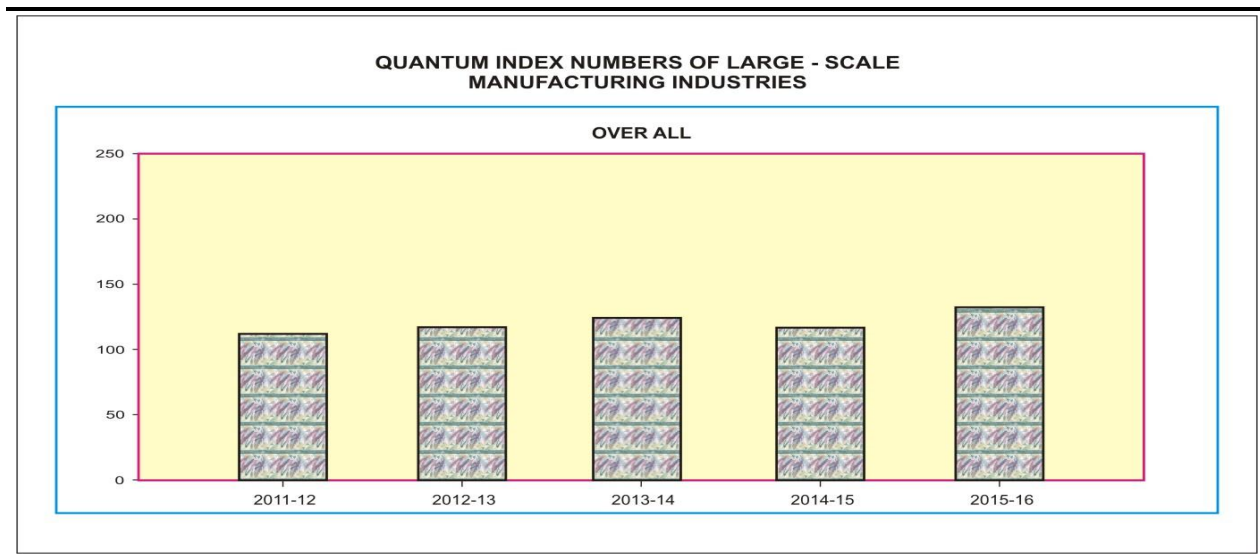
** Based on revised WHO estimates.

Source: National TB Control Programme NIH, Islamabad.

5. MANUFACTURING

5.1 Quantum Index Numbers of Large-Scale Manufacturing Industries

Year/month	Manufacturing (Over all)	Selected Items						
		Vegetable Ghee	Tea Blended	Cigarettes	Cotton Yarn	Cotton Cloth	Jute Goods	Paper & Board
(2005-06=100)								
2011-12	112.44	95.76	118.91	96.60	116.03	113.23	90.03	116.64
2012-13	117.35	98.88	141.83	105.05	120.16	113.86	98.39	135.35
2013-14	123.68	102.92	160.00	100.54	130.52	114.64	97.34	150.82
2014-15	117.04	102.75	184.39	97.71	131.94	114.73	90.32	150.24
2015-16	132.00	107.47	217.64	83.45	131.94	114.98	52.99	134.38
2015 Sep	122.35	104.36	200.28	83.35	133.92	115.38	67.23	136.55
Oct	124.32	109.49	213.53	75.23	134.15	115.44	70.53	147.61
Nov	123.69	105.39	232.75	72.93	133.89	114.85	69.39	127.76
Dec	140.65	109.28	237.15	69.36	133.92	114.98	61.24	112.40
2016 Jan	153.45	110.29	243.23	116.75	133.99	115.05	44.85	146.61
Feb	145.03	106.45	231.23	109.34	132.50	114.32	35.19	152.12
Mar	156.38	109.50	229.09	113.34	133.21	114.85	30.79	147.92
Apr	130.00	107.66	204.66	124.98	133.89	114.58	39.79	144.43
May	125.89	106.05	207.51	68.37	134.11	115.05	38.44	120.22
Jun	122.59	107.70	201.02	5.54	133.92	114.18	36.31	139.72
Jul	118.97	103.48	220.28	33.17	134.12	115.58	30.77	118.30
Aug	125.76	106.08	228.21	63.60	133.98	115.71	36.10	121.32
Sep	124.67	108.62	230.68	43.71	134.32	115.78	31.95	140.51



Contd.

5.1 Quantum Index Numbers of Large-Scale Manufacturing Industries

Year/month	Selected Items					
	Cement	Auto Mobile	Fertilizers			
			Nit Fertilizer	Phos Fertilizer	Total	
(2005-2006=100)						
2011-12	159.22	107.31	93.91	121.21	96.37	
2012-13	167.29	93.54	88.40	133.94	92.49	
2013-14	169.24	91.15	104.81	137.52	107.75	
2014-15	173.37	112.59	108.90	150.60	112.66	
2015-16	190.92	130.74	125.14	159.37	128.22	
2015	Sep	183.58	127.46	120.87	169.45	125.24
	Oct	171.82	133.84	133.38	179.99	137.57
	Nov	204.40	134.00	125.39	162.70	128.75
	Dec	202.78	126.98	125.59	170.03	129.59
2016	Jan	191.86	143.11	118.53	99.45	116.81
	Feb	195.09	113.47	118.95	153.51	122.06
	Mar	211.05	133.79	128.32	154.88	130.71
	Apr	210.67	138.47	127.71	154.41	130.11
	May	212.09	139.20	119.95	159.46	123.51
	Jun	193.34	122.65	131.13	152.66	133.06
	Jul	153.85	115.72	131.54	153.47	133.52
	Aug	204.27	150.36	133.95	180.68	138.15
	Sep	187.27	132.60	135.83	178.81	139.70

Source: (i) Provincial Bureau of Statistics
(ii) M/o. Industries & Production

5.2 Production of Manufacturing Items

Year / Month	Vegetable Ghee (i)		Sugar (i)		Tea Blended (ii)		
	No. of reporting factories	Production (Tonnes)	No. of reporting factories	Production (Tonnes)	No. of reporting factories	Production (Tonnes)	
2011-12	87	1102861	78	4634093	5	75628	
2012-13	87	1138754	78	5073501	5	90201	
2013-14	87	1185215	78	5582353	5	101758	
2014-15	87	1184760	78	5149776	5	117270	
2015-16	87	1237655	78	5114899	5	138422	
2015	Sep	94	100153	84	0	10	10615
	Oct	94	105079	84	0	10	12271
	Nov	94	101141	84	8148	10	12326
	Dec	94	104879	84	916583	10	12569
2016	Jan	94	105848	84	1441722	10	12891
	Feb	94	102164	84	1157607	10	12255
	Mar	94	105083	84	1425593	10	12142
	Apr	94	103322	84	132455	10	10847
	May	94	101777	84	32791	10	10998
	Jun	94	101359	84	0	10	10654
	Jul	94	99307	84	0	10	11675
	Aug	94	101807	84	0	10	12095
	Sep	94	104239	84	0	10	12226

Contd.

5.2 Production of Manufacturing Items

Year/month	Beverages (i)		Cigarettes (ii)		
	No. of reporting factories	Production (000 litres)	No. of reporting factories	Production (Million Nos.)	
2011-12	53	1491978	14	65403	
2012-13	53	2078683	14	67377	
2013-14	53	2551646	14	64482	
2014-15	48	2955748	7	62667	
2015-16	48	2790576	7	53522	
2015	Sep	48	297891	7	4455
	Oct	48	269117	7	4021
	Nov	48	184941	7	3898
	Dec	48	159004	7	3707
2016	Jan	48	163224	7	6240
	Feb	48	208576	7	5844
	Mar	48	262459	7	6058
	Apr	48	307707	7	6680
	May	48	338240	7	3654
	Jun	48	3326184	7	296
	Jul	48	365984	7	1773
	Aug	48	384295	7	6699
	Sep	48	346115	7	2336

* In the new base 2005-06 Beverages has been replaced by soft drinks, juices, syrups and squashes and liquors.

Source: (i) Provincial Bureaus of Statistics
(ii) M/o. Industries & Production

Contd.

5.2 Production of Manufacturing Items

Year/Month	No. of reporting factories	Cotton Textiles (Mills sector)												
		Capacity installed			Capacity worked			Spindle hours worked (Mn. No.)	Looms hours worked (Mn.No.)	Rotors hours worked (Mn.No.)	Consumption of Raw Cotton (Tonnes)	Total Yarn Production (Tonnes)	Surplus Yarn (Tonnes)	Total Production of Cloth(000) (Sq.m)
		No. of Spindles (000)	No. of Looms (000)	No. of Rotors (000)	No. of Spindles (000)	No. of Looms (000)	No. of Rotors (000)							
2011-12	433	11762392	7170	196514	10660925	4900	138775	6401.01	2	40	2964350	2954630	2857.29	1023350
2012-13	447	11945958	7723	213892	10871886	4899	150034	6425.1	2	41	-	3059976	2960.87	1029090
2013-14	411	13184340	7934	185387	10998890	5890	125420	6601.98	2	41	-	3323655	3222.13	1036100
2014-15	411	13184340	7934	185387	11057945	5234	113323	6559.47	2	41	-	3359978	3358.35	1036950
2015-16	411	13409420	8188	187259	11263025	5488	115041	6266	2	46	-	3397339	3301.64	1039183
2015 Sep	411	13184340	7934	185387	9893706	4755	104647	6381	2	41	-	284185	275.5	86900
Oct	411	13184340	7934	185387	10001567	4826	108009	6451	2	41	-	284685	276	86950
Nov	411	13184340	7934	185387	10085159	4910	108230	6504	2	41	-	284135	275.45	86500
Dec	411	13184340	7934	185387	10169735	4940	108221	6559	2	41	-	284185	275.5	86600
2016 Jan	411	13184340	7934	185387	10171194	4914	106054	6560	2	40	-	284335	275.65	86650
Feb	411	13184340	7934	185387	10185399	4905	106493	6569	2	40	-	281185	272.5	86100
Mar	411	13184340	7934	185387	10232372	5143	109180	6599	2	41	-	282685	274	86500
Apr	411	13184340	7934	185387	10521694	5248	111522	6786	2	42	-	284135	275	86300
May	411	13409420	8188	187259	10673326	5421	113645	5627	2	45	-	284585	275	86650
Jun	411	13409420	8188	187259	11263025	5488	115041	6266	2	46	-	284185	276	86000
Jul	411	13409420	8188	187259	11263025	5488	115041	6266	2	46	-	284623	276	87050
Aug	411	13409420	8188	187259	11263025	5488	115041	6266	2	46	-	284315	274	87150
Sep	411	13409420	8188	187259	11263025	5488	115041	6266	2	46	-	285050	276	87200

Source: Textile Commissioner Organization Karachi

Contd.

5.2 Production of Manufacturing Items

Year / Month	Cotton Cloth (Mills Sector) (Thousand square metres)															Grand Total
	Fine					Medium					Coarse					
	Grey	Bleached	Dyed & Printed	Blended	Total	Grey	Bleached	Dyed & Printed	Blended	Total	Grey	Bleached	Dyed & Printed	Blended	Total	
2011-12	332778	34566	80544	43324	491212	115062	51629	180058	4842	351591	116798	21582	37534	5542	181456	1024259
2012-13	330442	41820	85695	40890	498847	119658	53870	173116	4551	351195	115010	34699	23524	5815	179048	1029090
2013-14	331866	42582	88206	41322	503976	122718	55810	172038	6834	357400	116574	30150	18442	9558	174724	1036100
2014-15	331986	42702	88326	41442	504456	122838	55834	172146	7266	358084	116706	29154	18058	10492	174410	1036950
2015-16	330299	42661	89152	39786	501898	119252	53055	169712	6827	348846	119286	33650	22722	12781	188439	1039183
2015 Sep	27706	3599	7401	3494	42200	10277	4697	14381	646	33301	9766	2471	1548	922	14707	86908
Oct	27710	3603	7405	3498	42216	10285	4701	14385	650	30021	9770	2475	1552	926	14723	86960
Nov	27672	3565	7367	3460	42064	10247	4663	14347	612	29869	9732	2433	1514	888	14567	86500
Dec	27678	3577	7379	3472	42106	10262	4669	14353	618	29902	9739	2439	1520	894	14592	86600
2016 Jan	27681	3580	7382	3475	42118	10265	4672	14356	621	29914	9752	2442	1523	901	14618	86650
Feb	27634	3533	7335	3428	41930	10218	4625	14309	574	29726	9705	2409	1476	854	14444	86100
Mar	27734	3613	7369	3480	42196	10263	4647	14351	596	29857	9715	2419	1486	827	14447	86500
Apr	27751	3596	7352	3463	42162	10246	4625	14328	579	29778	9698	2397	1465	800	14360	86300
May	27785	3603	7386	3482	42256	10278	4669	14345	589	29881	9725	2431	1506	851	14513	86650
Jun	27718	3556	7294	3440	42008	10181	4618	14280	557	29636	9668	2404	1465	819	14356	86000
Jul	27885	3598	7392	3494	42369	10299	4666	14482	620	30067	9761	2444	1517	892	14614	87050
Aug	27952	3599	7431	3477	4259	10293	4659	14494	632	30078	9780	2437	1526	870	14613	87150
Sep	27969	3607	7439	3495	42510	10306	4672	14521	615	30114	9793	2425	1512	846	14576	87200

Source: Textile Commissioner's Organization, Karachi.

Contd.

5.2 Production of Manufacturing Items

Year / month	No. of reporting factories	Jute Textiles									
		Capacity installed		Capacity worked		Production (Tonnes)				Raw Jute consumed (Bales)	
		No. of Spindles	No. of Looms	No. of Spindles	No. of Looms	Total	Hessian	Sacking	Others		
2011-12	8	36172	1851	25085	972	94087	15960	67138	10989	44661	
2012-13	10	36392	1755	23759	974	102820	12748	77188	12884	57118	
2013-14	10	24200	1091	20185	880	101722	15142	71339	15241	41582	
2014-15	10	24544	1092	20607	847	94392	13126	64840	16426	40107	
2015-16	10	24272	1134	8186	569	55377	13473	30027	11877	33205	
2015	Sep	10	24272	1108	22661	892	5855	1073	3713	1069	32676
	Oct	10	24272	1108	20521	800	6142	1285	3331	1526	37681
	Nov	10	24272	1108	20205	799	6043	1248	3296	1499	37185
	Dec	10	24272	1134	20202	816	5333	1383	2829	1121	37158
2016	Jan	10	24272	1134	19699	825	3906	1381	1646	879	24946
	Feb	10	24272	1134	12440	601	3065	1162	1351	552	16715
	Mar	10	24272	1134	12976	568	2681	981	1064	636	36087
	Apr	10	24272	1134	7415	534	3465	760	1535	1170	35243
	May	10	24272	1134	7564	523	3348	770	1858	720	38267
	Jun	10	24272	1134	8186	569	3162	971	1539	652	33205
	Jul	10	24272	1134	7871	520	2680	771	1354	555	41224
	Aug	10	24272	1134	7411	509	3144	977	1308	859	35874
	Sep	10	24272	1134	8308	513	2782	685	1209	888	21162

Source: Pakistan Jute Mills Association, Lahore.

Contd.

5.2 Production of Manufacturing Items

Year/month	Paper		Paper Board		
	No. of reporting factories	Production (Tonnes)	No. of reporting factories	Production (Tonnes)	
2011-12	19	246342	12	283025	
2012-13	19	232361	12	381938	
2013-14	19	218655	12	465845	
2014-15	36	203994	21	415657	
2015-16	36	232982	21	376874	
2015	Sep	36	19002	21	32642
	Oct	36	21161	21	34667
	Nov	36	17462	21	30859
	Dec	36	19698	21	22811
2016	Jan	36	18074	21	37374
	Feb	36	22046	21	35486
	Mar	36	19361	21	36581
	Apr	36	22019	21	32605
	May	36	18120	21	27346
	Jun	36	19777	21	33065
	Jul	36	16203	21	28539
	Aug	36	15343	21	30448
	Sep	36	18118	21	33500

5.2 Production of Manufacturing Items

Year / month	Chemicals (Tonnes)					
	No. of reporting factories	Soda Ash (i)	Caustic Soda (i)	Sulphuric Acid (ii)	Chlorine Gas (ii)	
2011-12	2	370743	179097	100403	15770	
2012-13	2	409148	167465	85348	14960	
2013-14	2	437106	183952	70229	17355	
2014-15	2	469507	225250	75031	16560	
2015-16	2	36553	20356	10680	1381	
2015	Sep	2	37488	18968	11726	1402
	Oct	2	39541	17631	6004	1427
	Nov	2	40898	18118	6117	1421
	Dec	2	42260	14014	5767	1418
2016	Jan	2	40618	16390	4982	1364
	Feb	2	31354	15248	4728	1350
	Mar	2	38098	19890	5059	1338
	Apr	2	40742	21044	5092	1216
	May	2	41927	22988	5006	1464
	Jun	2	40234	19250	4917	1490
	Jul	2	38962	16490	4381	1287
	Aug	2	40376	15117	5708	1287
	Sep	2	39575	16606	10587	1539

Source:- (i) Provincial Bureaus of Statistics
(ii) M/o. Industries & Production.

Contd.

5.2 Production of Manufacturing Items

Year/ month	Chemical Fertilizers (Tonnes) (i)						Paints & Varnishes Solid(ii)		Paints & Varnishes Liquid (ii)	
	No. of reporting factories	Urea	Super Phosphate	Ammonium Nitrate	Nitro Phosphate	DI.Amm. Phosphate	No. of reporting factories	Production (Tonnes)	No. of reporting factories	Production (000 Ltrs.)
2011-12	11	4470662	114727	432290	337624	622649	-	23026	-	38371
2012-13	11	4215088	79304	401270	291922	729917	22	28048	20	40528
2013-14	11	4930283	87754	519104	447168	693142	22	37236	20	43077
2014-15	11	5073083	63583	569182	501901	754853	22	48631	20	54028
2015-16	11	5846881	69484	647351	594633	787578	22	53531	20	56446
2015 Sep	14	461709	7819	58728	59165	67549	22	4527	20	4747
Oct	14	506885	7281	66803	61677	69942	22	4323	20	4847
Nov	14	498904	7712	45114	33691	71054	22	4628	20	4851
Dec	14	469338	3218	72452	65810	65323	22	4055	20	4750
2016 Jan	14	444915	2928	70534	60717	30048	22	4510	20	4926
Feb	14	457990	9504	58519	49746	61555	22	4264	20	4759
Mar	14	516554	0	41068	36929	70855	22	4117	20	4497
Apr	14	515892	7192	38269	34901	68811	22	4572	20	4729
May	14	482567	7675	38834	36080	72143	22	4750	20	4495
Jun	14	528501	6041	39193	34159	66838	22	4862	20	4480
Jul	14	528371	5438	41867	37724	67320	22	4149	20	4282
Aug	14	511799	5636	64118	63945	71480	22	4399	20	4594
Sep	14	721561	518536	63733	65625	69635	22	4371	20	4618

Source: (i) Provincial Bureau of Statistics.
(ii) M/o. Industries & Production.

Contd.

5.2 Production of Manufacturing Items

Year/Month	No. of Reporting Refineries	Petroleum Products (000 Ltrs.)											
		Jet Fuel	Kerosene	Motor Spirit	High Speed Diesel	Diesel Oil N.O.S.	Furnace Oil	Lubricating Oil	Jute Batching Oil	Solvent-Neptha	L.P.G.	Petroleum Products N.O.S.	Total Petroleum Products
2011-12	4	890346	156877	1687118	3828574	30230	2282991	234177	3526	923630	341611	264025	10643104
2012-13	4	936028	179871	2056737	4583975	40041	2777820	224823	3489	898671	420457	272492	12394404
2013-14	4	995514	175699	2171499	5088237	60893	3041178	224608	2789	1008195	380597	279584	13428792
2014-15	4	1032079	218450	2195500	5327291	56827	3121192	209475	2666	1382571	382403	296135	1422589
2015-16	4	1080694	183786	2215728	5235662	34949	3079585	233192	1758	1242104	441357	410817	14159638
2015 Sep	4	92197	13729	201743	484759	2673	284669	18455	124	107141	36241	40783	1282515
Oct	4	88841	9855	198946	454435	3628	304349	20081	219	105934	34386	37307	1257982
Nov	4	88147	12836	193232	433872	3036	249841	20455	123	97235	35582	36623	1172804
Dec	4	99518	16616	194290	464865	2717	288771	19738	163	103605	43794	34505	1268583
2016 Jan	4	89930	13699	151133	388182	3108	262127	21000	82	99283	38599	27148	1094291
Feb	4	87751	11947	162245	404480	1974	242229	19556	230	99512	38614	33319	1101856
Mar	4	101968	11544	179163	411239	2632	238961	17652	0	108985	40188	31282	1143615
Apr	4	96042	14523	177547	416174	990	214954	17459	191	105466	38208	34914	1116469
May	4	70225	14895	177155	396598	1566	220148	21426	169	48452	34581	39375	1060590
Jun	4	96825	15220	195946	468346	1923	239270	19011	67	107952	39350	35668	1219578
Jul	4	95771	8879	206863	466087	1520	290128	18784	134	88902	32079	22568	1231715
Aug	4	87984	14527	187747	446584	1966	249833	19028	192	282	38267	34188	1080593
Sep	4	97442	12692	203790	484917	1322	281489	19876	7	95404	39471	28355	1264765

Source:- Oil Companies Advisory Committee.

Contd.

5.2 Production of Manufacturing Items

Year/month	Manufacture/Assembly of Automobiles (Nos.) (i)							Bicycles (ii)		
	Cars	Jeeps (4x4)	Light commercial vehicles	Trucks	Buses	Motor Cycles	Tractors	No. of reporting factories	Production (Nos.)	
2011-12	154255	451	20929	2597	568	1649532	48152	5	262096	
2012-13	120332	1475	14517	1923	522	1675071	50871	5	232979	
2013-14	116281	1217	17477	2674	559	1728137	34524	5	203669	
2014-15	152524	1109	28189	4039	575	1777251	48883	3	210931	
2015-16	179944	773	35836	5666	1070	2071123	34914	3	198736	
2015	Sep	15337	75	3568	378	66	163144	2022	3	15419
	Oct	15615	54	3587	353	109	173803	2418	3	16002
	Nov	15879	69	3780	399	94	165881	2517	3	17039
	Dec	15887	44	3578	447	74	157921	813	3	16859
2016	Jan	17333	73	4313	505	70	183060	1418	3	16466
	Feb	11908	53	1722	583	95	163919	3124	3	16816
	Mar	15312	41	2071	526	82	175384	4336	3	17075
	Apr	15464	50	1989	538	120	181225	4673	3	16746
	May	15135	26	2114	587	128	184888	4735	3	17200
	Jun	12278	76	2204	601	76	187825	3564	3	17630
	Jul	12491	59	1990	512	115	169879	2067	3	14467
	Aug	16733	82	2798	686	139	208078	2717	3	14467
	Sep	14435	78	2230	600	118	194178	2453	3	15940

Source:- (i) Provincial Bureau of Statistics
(ii) M/o. Industries & Production

Contd.

5.2 Production of Manufacturing Items

Year/month	Steel Products (Tonnes) (i)						
	Coke	Pig iron	Billets	H.R. sheets/ strips/plates/ coils	C.R. sheets/ strips/plates/ coils	Galvanized sheets	
2011-12	192876	249135	1616403	180087	25910	0	
2012-13	203359	201489	1638501	136823	14885	0	
2013-14	31924	89433	2128300	57114	4131	0	
2014-15	275777	265478	2730992	127028	2848	0	
2015-16	57394	1509	3183258	0	0	0	
2015	Sep	10028	0	230000	0	0	0
	Oct	11369	0	236000	0	0	0
	Nov	0	0	260000	0	0	0
	Dec	0	0	255000	0	0	0
2016	Jan	0	0	250000	0	0	0
	Feb	0	0	382000	0	0	0
	Mar	0	0	349000	0	0	0
	Apr	0	0	257000	0	0	0
	May	0	0	260000	0	0	0
	Jun	0	0	250000	0	0	0
	Jul	0	0	273000	0	0	0
	Aug	0	0	290000	0	0	0
	Sep	0	0	280000	0	0	0

5.2 Production of Manufacturing Items

Year/Month	Cycle Tyres (i)		Cycle Tubes (i)		Motor tyres (i)		Motor tubes (i)		Cement (ii)		
	No. of reporting factories	Production (000 Nos.)	No. of reporting factories	Production (000 Nos.)	No. of reporting factories	Production (000 Nos.)	No. of reporting factories	Production (000 Nos.)	No. of reporting factories	Production (000 MT)	
2011-12	10	3431	10	6846	8	7011	8	20338	23	29557	
2012-13	10	3429	10	7746	8	7864	8	20269	23	31055	
2013-14	10	4038	10	8061	8	8802	8	20825	23	31418	
2014-15	10	4633	10	8391	8	9058	8	22001	23	32185	
2015-16	10	4233	10	7282	8	9724	8	24528	23	35442	
2015	Sep	10	338	10	573	8	856	8	2117	23	2840
	Oct	10	381	10	633	8	786	8	1985	23	2658
	Nov	10	378	10	630	8	807	8	2016	23	3104
	Dec	10	369	10	619	8	800	8	2014	23	3137
2016	Jan	10	372	10	630	8	812	8	2014	23	2968
	Feb	10	362	10	638	8	797	8	2016	23	3018
	Mar	10	347	10	638	8	799	8	2016	23	3265
	Apr	10	342	10	621	8	802	8	2015	23	3259
	May	10	330	10	609	8	831	8	2037	23	3281
	Jun	10	348	10	589	8	801	8	2111	23	2991
	Jul	10	315	10	562	8	821	8	2065	23	2380
	Aug	10	315	10	562	8	867	8	2074	23	3160
	Sep	10	342	10	649	8	812	8	2080	23	2897

Source:(i) Provincial Bureaus^s of Statistics.
(ii) M/o. Industries & Production.

Contd.

5.2 Production of Manufacturing Items

Year/month	No. of Reporting Factories	Electric Bulbs (iii) Production (000 Nos.)	No. of Reporting Factories	Electric Tubes (iii) Production (000 Metres)	
2011-12	6	78981	2	1266	
2012-13	6	79743	0	0	
2013-14	6	75106	0	0	
2014-15	7	64623	0	0	
2015-16	7	68635	0	0	
2015	Sep	7	4646	0	0
	Oct	7	4498	0	0
	Nov	7	5257	0	0
	Dec	7	4673	0	0
2016	Jan	7	4575	0	0
	Feb	7	6055	0	0
	Mar	7	5361	0	0
	Apr	7	5341	0	0
	May	7	9563	0	0
	Jun	7	9263	0	0
	Jul	7	9161	0	0
	Aug	7	5869	0	0
	Sep	7	5610	0	0

5.2 Production of Manufacturing Items

Year/Month		Sewing Machines		Electric Motors		Electric Transformers		T.V. Sets	
		No. of reporting factories	Production (Nos.)	No. of reporting factories	Production (Nos.)	No. of reporting factories	Production (Nos.)	No. of reporting factories	Production (Nos.)
2011-12		8	39603	19	9126	7	23683	9	268801
2012-13		8	32876	19	7539	7	26411	9	462938
2013-14		8	19834	19	9906	7	12175	9	42600
2014-15		8	19272	19	9013	7	24993	9	428164
2015-16		8	13465	19	7377	7	31628	9	453205
2015	Sep	8	1098	19	485	7	2254	9	31905
	Oct	8	1379	19	665	7	2199	9	31754
	Nov	8	1313	19	705	7	2302	9	41137
	Dec	8	1575	19	676	7	3369	9	37852
2016	Jan	8	690	19	518	7	1842	9	41407
	Feb	8	638	19	592	7	2581	9	40074
	Mar	8	738	19	607	7	3244	9	39784
	Apr	8	646	19	559	7	3334	9	38770
	May	8	960	19	578	7	3276	9	40392
	Jun	8	880	19	560	7	2957	9	37807
	Jul	8	873	19	640	7	2947	9	34466
	Aug	8	573	19	640	7	2971	9	34649
	Sep	8	486	19	753	7	11028	9	34801

Source: Provincial Bureaus of Statistics.

6. MONEY & CREDIT

6.1 Reserve Money

(Million Rupees)

Components	2011-12	2012-13	2013-14	2014-15	2015-16
A. Currency in Circulation	1673746	1,939,267	2177873	2554749	3333784
B. Cash in Tills	110055	110,867	139490	160299	229331
C. Other Deposits with SBP	8899	10,523	13147	15153	18756
D. Bank Deposits	396172	475,648	530746	413234	391760
Reserve Money (A+B+C+D)	2188872	2,536,305	2861256	3143436	3973631
Factor affecting Reserve Money (RM)					
A. Government Sector(1+2)	1727905	2235863	2432250	1958090	1430400
1. Budgetary Borrowings	1706008	2,212,823	2409794	1935691	1442243
2. Others	21897	23,040	22456	22399	-11843
B. Non-Govt. Sector (1+2+3)	284061	295,111	494563	397849	402348
1. Claims on Scheduled Banks (a+b+c+d+e)					
a. Agriculture Sector	288789	300,649	500041	403671	407364
b. Industrial Sector	52131	52,278	51923	52026	51758
c. Export Sector	42336	41,057	42833	39405	42321
d. Housing Sector	164768	177,756	160553	193124	204617
e. Others	--	--	--	--	--
	29554	29,557	244731	119116	108668
2. Claims on NBFIs	19187	18,537	18597	18252	19228
3. Special a/c debt Repayment	-23915	-24,075	-24075	-24075	-24244
C. Other Items (Net)	-211666	-128,620	-555023	58546	1107867
D. Net Domestic Assets (A+B+C)	1800300	2,402,354	2371790	2414485	2940615
E. Net Foreign Assets	388572	133,951	489467	728951	1033016
F. Reserve Money (D+E)	2188872	2,536,305	2861256	3143436	3973631

Contd.

6.1 Reserve Money

(Million Rupees)

Components	2015			
	Sep.	Oct.	Nov.	Dec.
A. Currency in Circulation	2970420	2864132	2888151	2880189
B. Cash in Tills	164913	153566	153860	162846
C. Other Deposits with SBP1	13594	13567	13615	14543
D. Bank Deposits	335204	531694	526649	418754
Reserve Money (A+B+C+D)	3484130	3562658	3582275	3476332
Factor Affecting Reserve Money (RM)				
A. Government Sector(1+2)	1610543	1614683	1593800	1480722
1. Budgetary Borrowings	1622508	1626689	1605888	1492849
2. Others	-11965	-12006	-12088	-12127
B. Non-Govt. Sector (1+2+3)	380338	391345	391705	415632
1. Claims on Scheduled Banks(a+b+c+d+e)	386733	397821	397945	421729
a. Agriculture Sector	52030	51968	51965	51928
b. Industrial Sector	37137	36614	38053	37817
c. Export Sector	184426	196039	210062	229446
d. Housing Sector	--	--	--	--
e. Others	113140	113200	97865	102539
2. Claims on NBFIs	17848	17768	18005	18147
3. Special a/c debt Repayment	-24244	-24244	-24244	-24244
C. Other Items (Net)	619963	715348	752698	677884
D. Net Domestic Assets (A+B+C)	2610844	2721376	2738204	2574238
E. Net Foreign Assets	873286	841282	844072	902094
F. Reserve Money (D+E)	3484130	3562658	3582275	3476332

Contd.

6.1 Reserve Money

(Million Rupees)

Components	2016			
	Jan.	Feb.	Mar.	Apr.
A. Currency in Circulation	2943698	2987770	3012821	3026690
B. Cash in Tills	157535	162250	163791	157318
C. Other Deposits with SBP1	15850	15801	15766	20138
D. Bank Deposits	525910	578729	383274	573553
Reserve Money (A+B+C+D)	3642994	3744550	3575652	3777700
Factor Affecting Reserve Money (RM)				
A. Government Sector(1+2)	1557573	1452595	1384120	1780151
1. Budgetary Borrowings	1568140	1462767	1394284	1790483
2. Others	-10567	-10171	-10164	-10331
B. Non-Govt. Sector (1+2+3)	419841	423351	417427	416472
1. Claims on Scheduled Banks(a+b+c+d+e)	426055	429415	422804	422053
a. Agriculture Sector	51832	51821	51787	51748
b. Industrial Sector	37551	37984	40086	39801
c. Export Sector	234133	224067	219107	218642
d. Housing Sector	--	--	--	--
e. Others	102539	115544	111824	111862
2. Claims on NBFIs	182029	18180	18867	18663
3. Special a/c debt Repayment	-274244	-274244	-24244	-24244
C. Other Items (Net)	799533	1004857	910268	745417
D. Net Domestic Assets (A+B+C)	2776948	2880803	2711814	2942041
E. Net Foreign Assets	866046	863747	863838	835659
F. Reserve Money (D+E)	3642994	3744550	3575652	3777700

Contd.

6.1 Reserve Money

(Million Rupees)

Components	2016				
	May	Jun. (r)	Jul. (p)	Aug. (p)	Sep.
A. Currency in Circulation	3151855	3333784	3289255	3283592	3356716
B. Cash in Tills	160532	229331	178536	162885	187810
C. Other Deposits with SBP1	18730	18756	19181	18979	18844
D. Bank Deposits	573782	391760	640208	617948	647773
Reserve Money (A+B+C+D)	3904898	3973631	4127180	4083403	4211143
Factor Affecting Reserve Money (RM)					
A. Government Sector(1+2)	1548678	1430400	2198776	2133769	2010079
1. Budgetary Borrowings	1559032	1442243	2212879	2146126	2022150
2. Others	-10353	-11843	-14103	-12357	-12071
B. Non-Govt. Sector (1+2+3)	403183	402348	407094	401523	414569
1. Claims on Scheduled Banks(a+b+c+d+e)	408502	407364	411360	405321	417937
a. Agriculture Sector	51748	51758	51646	51605	51564
b. Industrial Sector	40756	42321	44685	47995	49056
c. Export Sector	204099	204617	206361	197052	184011
d. Housing Sector	--	--	--	--	--
e. Others	111899	108668	108668	108668	133306
2. Claims on NBFIs	18925	19228	19978	20446	20877
3. Special a/c debt Repayment	-24244	-24244	-24244	-24244	-24244
C. Other Items (Net)	1019917	1107867	494491	513051	715485
D. Net Domestic Assets (A+B+C)	2971779	2940615	3100361	3048343	3140134
E. Net Foreign Assets	933119	1033016	1026819	1035061	1071009
F. Reserve Money (D+E)	3904898	3973631	4127180	4083403	4211143

Note: 1) Excluding IMP A/c Nos. 1,2 & SAF A/c loan, counterpart funds and deposits of foreign, government, Central Bank, international organizations and deposit money banks
2) Source agency has made some changes in table Monetary Statistics and renamed as Reserve Money
3) P = Provisional
4) r = revised

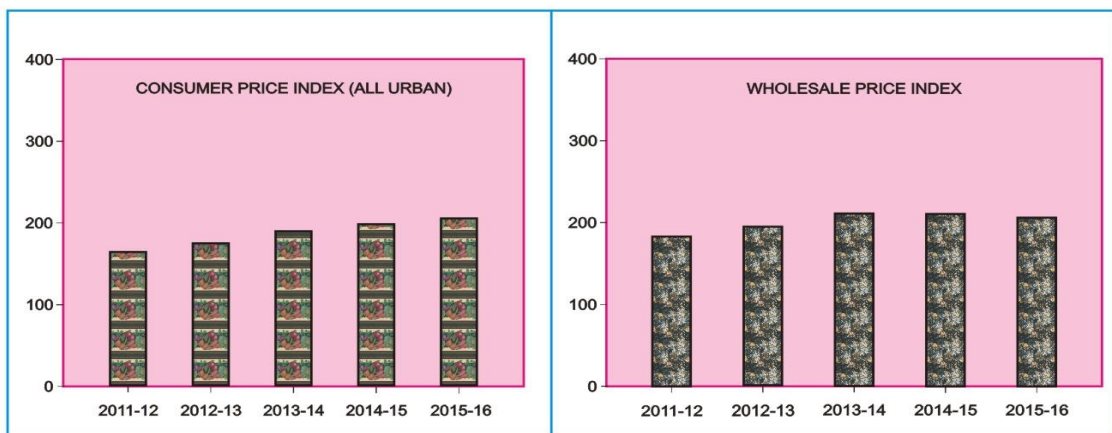
7. PRICE

7.1 Price Indices (General) with Percentage Change

Year / month	Consumer price index (all urban)		Wholesale Price Index	
	index	Annual/monthly rate of change (%)	index	Annual/monthly rate of change (%)
(2007-08 = 100)				
2011-12	162.57	11.01	181.29	10.42
2012-13	174.53	7.36	194.61	7.35
2013-14	189.58	8.62	210.48	8.15
2014-15	198.16	4.53	209.85	-0.30
2015-16	203.82	0.28	207.26	-0.20
2015 Sep	202.04	-0.10	207.60	-0.46
Oct	203.03	0.49	208.69	0.53
Nov	204.22	0.59	204.22	-2.14
Dec	203.06	-0.60	207.37	-0.65
2016 Jan	203.49	0.20	206.27	-0.53
Feb	202.98	-0.30	205.05	-0.59
Mar	203.28	0.10	204.22	-0.40
Apr	206.43	1.50	206.87	1.30
May	205.99	-0.20	208.01	0.55
Jun	207.30	0.60	210.88	1.38
Jul	210.08	1.34	215.81	2.34
Aug	209.46	-0.30	215.75	-0.03
Sep	209.88	0.20	214.61	-0.53

PRICE INDICES (GENERAL)

(2007-08=100)



7.2 Combined Sensitive Price Indicator (SPI) by Quantile

Year/Month	Quantile					
	Q.1	Q.2	Q.3	Q.4	Q.5	Q.6
(2007-08=100)						
2011 - 12	170.77	174.11	173.67	181.09	185.59	178.67
2012 - 13	184.04	190.29	189.05	190.39	190.78	189.61
2013 - 14	201.15	206.95	208.93	210.70	209.74	208.66
2014 - 15	204.66	210.75	213.79	215.40	212.95	212.61
2015 - 16	207.35	214.24	215.92	219.76	216.77	216.09
2015 Sep	206.58	213.25	215.45	219.00	215.80	215.23
Oct	209.02	216.02	216.72	220.94	217.31	217.02
Nov	211.11	218.16	218.97	223.31	219.81	219.37
Dec	209.62	216.87	217.86	222.48	219.50	218.60
2016 Jan	208.21	215.52	216.54	221.24	218.53	217.47
Feb	207.12	214.24	215.07	219.50	216.42	215.73
Mar	206.81	213.97	214.76	219.04	215.46	215.13
Apr	206.55	214.11	215.19	219.78	216.70	215.88
May	204.57	212.31	213.44	218.17	215.50	214.35
Jun	206.86	214.41	215.75	220.46	217.63	216.58
Jul	209.59	216.91	218.2	222.74	219.55	218.81
Aug	210.07	219.49	218.24	222.64	219.11	218.66
Sep	210.31	219.35	218.33	222.7	219.03	218.67

7.3 Combined Consumer Price Index Numbers by Commodity Groups

Year/ month	General	Food & Non - Alcoholic Beverages	Alcoholic Beverages Tobacco	Clothing & Footwear	Housing water, Elec, Gas Fuels	H.hold Equip & Repair, Maintai- nance	Health	Trans- port	Communi- cation	Recre- ation & Culture	Educa- tion	Restau- rants & Hotels	Miscellne- ous goods & services
(2007-08=100)													
2011-12	162.57	182.77	165.01	153.45	146.17	160.28	137.97	171.39	122.94	145.35	143.83	185.82	181.47
2012-13	174.53	195.05	191.02	175.58	151.34	179.87	156.56	186.43	126.16	169.07	156.69	203.63	199.49
2013-14	189.58	211.75	223.38	198.01	164.60	195.85	167.15	195.15	129.76	183.77	172.57	228.61	210.15
2014-15	198.16	217.32	269.93	213.82	174.93	208.68	176.19	187.22	130.09	190.29	196.40	244.58	221.13
2015-16	203.82	219.42	329.25	224.18	183.90	217.38	182.69	174.25	130.56	194.20	213.02	256.79	228.22
2015 Sep	202.04	219.41	309.97	220.68	181.10	214.88	179.51	175.60	130.36	193.41	209.22	251.29	224.64
Oct	203.03	220.40	309.96	221.89	182.62	215.49	179.67	175.80	130.36	193.55	209.25	253.30	225.79
Nov	204.22	223.17	312.26	222.75	182.66	215.78	180.59	177.09	130.39	193.66	209.25	254.36	225.02
Dec	203.06	218.28	334.67	223.65	182.69	216.78	180.83	177.69	130.56	193.66	209.31	255.77	226.28
2016 Jan	203.49	216.71	337.14	224.36	185.36	217.23	181.45	177.96	130.61	193.80	209.36	257.11	227.33
Feb	202.98	214.99	337.57	224.96	185.49	218.83	184.18	174.05	130.57	194.41	210.15	259.39	230.15
Mar	203.28	216.13	338.76	226.39	185.48	219.50	185.69	168.25	130.74	194.72	210.99	261.80	232.54
Apr	206.43	221.59	344.10	227.87	187.08	220.10	187.29	169.33	130.77	195.68	221.48	261.89	232.97
May	205.99	219.65	346.08	228.31	187.12	220.71	187.43	169.31	130.76	195.80	224.19	263.16	233.52
Jun	207.30	222.39	360.74	229.34	187.17	221.48	187.69	169.33	130.85	195.69	224.60	263.41	233.42
Jul	210.08	228.36	364.79	229.72	188.88	221.7	187.84	169.78	130.89	195.67	224.09	264.37	235.82
Aug	209.46	225.91	365.41	230.14	188.91	222.31	189.42	170.1	130.9	195.77	225.17	265.77	237.38
Sep	209.88	226.3	364.13	230.47	188.9	222.27	192	170.31	130.88	196.15	230.54	266.11	236.99

**7.4: Consumer Price Index Numbers by Major Groups
and Selected Commodities
(2007-2008=100)**

Item and Specification	Weight	Index Numbers			% Change in Sept., 2016 over			
		Sept., 2016	Aug., 2016	Sept., 2015	Aug., 2016	Sept., 2015		
<u>General</u>	100.0000	209.88	209.46	202.04	+	0.20	+	3.88
<u>Food and non-alcoholic Beverages</u>	34.8343	226.30	225.91	219.41	+	0.17	+	3.14
1 Wheat	0.3477	194.03	193.50	193.88	+	0.27	+	0.08
2 Wheat Flour	4.1648	209.04	209.16	208.52	-	0.06	+	0.25
3 Wheat Product	0.0959	216.37	215.54	212.74	+	0.39	+	1.71
4 Besan	0.1500	315.81	327.65	240.09	-	3.61	+	31.54
5 Rice	1.5821	160.52	159.75	170.56	+	0.48	-	5.89
6 Cereals	0.1563	250.17	250.03	244.01	+	0.06	+	2.52
7 Bakery & Confectionary	1.1550	215.16	215.45	209.68	-	0.13	+	2.61
8 Nimco	0.4574	248.88	248.87	241.24	+	0.00	+	3.17
9 Meat	2.4303	264.07	263.86	254.88	+	0.08	+	3.61
10 Chicken	1.3596	151.17	157.45	157.49	-	3.99	-	4.01
11 Fish	0.2970	216.97	218.81	212.73	-	0.84	+	1.99
12 Milk Fresh	6.6800	266.39	266.37	256.67	+	0.01	+	3.79
13 Milk Products	0.6338	256.76	256.76	248.48	+	0.00	+	3.33
14 Milk Powder	0.1129	237.04	236.75	226.90	+	0.12	+	4.47
15 Eggs	0.4555	202.98	192.60	189.42	+	5.39	+	7.16
16 Mustard Oil	0.0952	153.83	154.01	153.79	-	0.12	+	0.03
17 Cooking Oil	1.7538	133.69	133.69	137.91	+	0.00	-	3.06
18 Vegetable Ghee	2.0714	137.89	136.99	138.19	+	0.66	-	0.22
19 Dry Fruits	0.2543	258.62	262.69	249.61	-	1.55	+	3.61
20 Fresh Fruits	1.8649	233.93	235.74	219.82	-	0.77	+	6.42
21 Pulse Masoor	0.2712	212.10	214.39	197.64	-	1.07	+	7.32
22 Pulse Moong	0.2336	287.84	292.35	295.41	-	1.54	-	2.56
23 Pulse Mash (Washed)	0.2098	359.08	373.69	266.81	-	3.91	+	34.58
24 Pulse Gram	0.2361	342.16	344.99	249.32	-	0.82	+	37.24
25 Gram Whole	0.1616	301.53	303.31	207.48	-	0.59	+	45.33
26 Beans	0.0269	233.29	235.74	232.23	-	1.04	+	0.46
27 Potatoes	0.4598	245.55	242.67	189.18	+	1.19	+	29.80
28 Onion	0.5239	190.44	168.93	309.49	+	12.73	-	38.47
29 Tomatoes	0.4318	192.38	202.32	174.35	-	4.91	+	10.34
30 Fresh Vegetables	1.7105	292.17	282.55	258.41	+	3.40	+	13.06
31 Sugar	1.0445	253.32	253.85	229.84	-	0.21	+	10.22
32 Gur	0.0220	291.67	288.05	290.46	+	1.26	+	0.42
33 Honey	0.0446	316.91	312.60	304.38	+	1.38	+	4.12
34 SweetMeat	0.2483	244.89	243.97	238.02	+	0.38	+	2.89
35 Beverages	1.1990	221.86	221.76	217.39	+	0.05	+	2.06
36 Jam, Tomato Ketchup & Pickles	0.2454	215.46	215.53	211.13	-	0.03	+	2.05
37 Condiments	0.2656	262.69	262.89	258.47	-	0.08	+	1.63
38 Spices	0.5441	241.44	242.16	238.44	-	0.30	+	1.26
39 Tea	0.8377	255.71	255.57	262.29	+	0.05	-	2.51
<u>Alcoholic Beverages, Tobacco</u>	1.4135	364.13	365.41	309.97	-	0.35	+	17.47
40 Cigarettes	1.3906	366.11	367.46	311.47	-	0.37	+	17.54
41 Betel Leaves & Nuts	0.0229	244.31	241.23	218.57	+	1.28	+	11.78
<u>Clothing and footwear</u>	7.5708	230.47	230.14	220.68	+	0.14	+	4.44
42 Cotton Cloth	1.7286	225.04	225.23	215.25	-	0.08	+	4.55
43 Woolen Cloth	0.8759	245.97	244.64	236.31	+	0.54	+	4.09
44 Readymade Garments	0.9739	236.67	238.15	225.96	-	0.62	+	4.74
45 Woolen Readymade Garments	0.3964	253.26	253.10	240.86	+	0.06	+	5.15
46 Hosiery	0.5094	242.93	243.83	234.19	-	0.37	+	3.73
47 Dopatta	0.4412	241.02	241.64	234.33	-	0.26	+	2.85

Contd.

**7.4: Consumer Price Index Numbers by Major Groups
and Selected Commodities
(2007-2008=100)**

Item and Specification	Weight	Index Numbers			% Change in Sept., 2016 over	
		Sept., 2016	Aug., 2016	Sept., 2015	Aug., 2016	Sept., 2015
48 Cleaning and Laundry	0.2110	255.44	253.54	242.25	+ 0.75	+ 5.44
49 Tailoring	0.8840	302.43	298.65	278.92	+ 1.27	+ 8.43
50 Footwear	1.5504	166.49	166.50	164.97	- 0.01	+ 0.92
<u>Housing, water, Elec., Gas and other fuels</u>	29.4149	188.90	188.91	181.10	- 0.01	+ 4.31
51 House Rent	21.8149	178.64	178.64	168.87	+ 0.00	+ 5.79
52 Construction Input Items	0.5623	247.89	248.07	241.38	- 0.07	+ 2.70
53 Construction Wage Rates	0.3331	230.40	230.47	218.33	- 0.03	+ 5.53
54 Water Supply	0.4971	163.32	163.32	149.92	+ 0.00	+ 8.94
55 Electricity	4.3985	238.10	238.10	238.10	+ 0.00	+ 0.00
56 Gas	1.5756	158.08	158.08	158.08	+ 0.00	+ 0.00
57 Kerosene Oil	0.0057	195.07	194.46	207.65	+ 0.31	- 6.06
58 Firewood Whole	0.2277	283.60	284.20	275.90	- 0.21	+ 2.79
<u>Furnishing and household equipment maintenance</u>	4.2082	222.27	222.31	214.88	- 0.02	+ 3.44
59 Furniture	0.3315	212.26	212.13	206.58	+ 0.06	+ 2.75
60 Household Textiles	0.6489	221.14	221.72	212.12	- 0.26	+ 4.25
61 Household Equipment	0.5936	179.16	178.57	175.57	+ 0.33	+ 2.04
62 Utensils	0.3212	223.08	223.28	217.57	- 0.09	+ 2.53
63 Plastic Products	0.2547	207.17	207.81	204.10	- 0.31	+ 1.50
64 Washing Soaps & Detergents	0.7893	228.76	228.30	224.73	+ 0.20	+ 1.79
65 Sewing Needle & Dr Cell	0.1496	206.32	208.41	200.63	- 1.00	+ 2.84
66 Household Servant	1.0432	249.98	249.98	236.72	+ 0.00	+ 5.60
67 Marriage Hall Charges	0.0762	242.89	243.04	232.49	- 0.06	+ 4.47
<u>Health</u>	2.1868	192.00	189.42	179.51	+ 1.36	+ 6.96
68 Drugs & Medicines	1.2667	159.00	156.31	149.01	+ 1.72	+ 6.70
69 Medical Equipments	0.0080	242.29	236.25	226.26	+ 2.56	+ 7.08
70 Doctor (MBBS) Clinic Fee	0.5904	264.28	260.45	244.44	+ 1.47	+ 8.12
71 Medical Tests	0.3217	188.05	188.31	179.27	- 0.14	+ 4.90
<u>Transport</u>	7.2023	170.31	170.10	175.60	+ 0.12	- 3.01
72 Motor Vehicles	0.6630	171.00	170.42	163.02	+ 0.34	+ 4.90
73 Motor Vehicle Accessories	0.2439	213.67	214.24	226.83	- 0.27	- 5.80
74 Motor Fuel	3.0269	136.01	135.58	147.25	+ 0.32	- 7.63
75 Mechanical Service	0.4552	227.40	227.40	217.59	+ 0.00	+ 4.51
76 Motor Vehicle Tax	0.1099	210.18	210.18	210.18	+ 0.00	+ 0.00
77 Transport Services	2.7034	193.40	193.40	197.35	+ 0.00	- 2.00
<u>Communication</u>	3.2198	130.88	130.90	130.36	- 0.02	+ 0.40
78 Postal Services	0.0662	242.74	240.63	229.93	+ 0.88	+ 5.57
79 Communication & Apparatus	3.1536	128.53	128.59	128.27	- 0.05	+ 0.20
<u>Recreation and culture</u>	2.0227	196.15	195.77	193.41	+ 0.19	+ 1.42
80 Recreation & Culture	0.8634	129.68	128.83	128.25	+ 0.66	+ 1.12
81 Text Books	0.5706	292.41	292.41	290.62	+ 0.00	+ 0.62
82 Newspapers	0.1934	175.49	175.49	175.42	+ 0.00	+ 0.04
83 Stationery	0.3953	212.50	212.39	204.23	+ 0.05	+ 4.05
<u>Education</u>	3.9431	230.54	225.17	209.22	+ 2.38	+ 10.19
84 Education	3.9431	230.54	225.17	209.22	+ 2.38	+ 10.19
<u>Restaurants and hotels</u>	1.2286	266.11	265.77	251.29	+ 0.13	+ 5.90
85 Readymade Food	1.2286	266.11	265.77	251.29	+ 0.13	+ 5.90
<u>Misc. goods and services</u>	2.7550	236.99	237.38	224.64	- 0.16	+ 5.50
86 Personal Care	1.4935	217.90	216.52	209.07	+ 0.64	+ 4.22
87 Cosmetics	0.3853	199.36	200.50	192.70	- 0.57	+ 3.46
88 Blades	0.0322	195.16	195.93	190.75	- 0.39	+ 2.31
89 Personal Equipments	0.8440	289.57	292.71	268.09	- 1.07	+ 8.01

**7.5 Combined Consumer Price Index Numbers by Quintiles
and Major Commodity Groups
Sept., 2016
(2007-2008=100)**

Income Quintiles	General	Food and non-alcoholic Beverages	Alcoholic Beverages, Tobacco	Clothing and footwear	Housing, water, Elec., Gas and other fuels	Furnishing and household equipment maintenance	Health	Transport	Communication	Recreation and culture	Education	Restaurants and hotels	Misc. goods and services
------------------	---------	----------------------------------	------------------------------	-----------------------	--	--	--------	-----------	---------------	------------------------	-----------	------------------------	--------------------------

All Urban Combined

Aggregate	209.88	226.30	364.13	230.47	188.90	222.27	192.00	170.31	130.88	196.15	230.54	266.11	236.99
Income Quintile 1	210.90	224.26	377.06	228.25	174.44	220.42	184.33	179.13	119.15	211.87	244.57	264.60	235.05
Income Quintile 2	213.11	225.26	376.31	228.57	187.18	219.43	187.02	172.51	119.09	209.09	241.46	265.71	233.69
Income Quintile 3	212.24	225.73	374.76	229.14	187.20	217.48	189.18	169.70	121.05	205.00	235.33	265.66	234.48
Income Quintile 4	213.01	226.28	373.42	230.04	194.43	216.28	192.17	165.61	125.39	199.25	235.60	265.78	234.57
Income Quintile 5	207.56	227.26	349.92	231.96	190.12	224.72	194.82	171.25	136.40	189.16	227.50	266.47	239.45

**7.6 Combined Consumer Price Index Numbers by Quintile,
Major Commodity Groups for Selected Cities
September, 2016
(2007-2008=100)**

Cities	General	Food & non-alcoholic Beverages	Alcoholic Beverages, Tobacco	Clothing & footwear	Housing, water, Elec., Gas & other fuels	Furnishing & household equipment maintenance	Health	Transport	Communication	Recreation & culture	Education	Restaurants & hotels	Misc. goods & services
--------	---------	--------------------------------	------------------------------	---------------------	--	--	--------	-----------	---------------	----------------------	-----------	----------------------	------------------------

Income Quintile 1

Rawalpindi	226.55	239.08	403.62	246.07	204.92	229.30	212.81	187.71	105.19	221.87	362.25	282.23	227.53
Islamabad	225.31	236.22	393.04	237.69	171.71	235.90	209.27	190.37	111.32	309.19	754.19	251.67	241.82
Lahore	200.01	227.41	353.91	217.43	147.32	245.76	197.78	164.47	104.55	221.08	203.30	247.92	289.37
Gujranwala	204.42	220.94	386.04	210.06	174.95	234.66	165.07	165.44	111.96	225.91	161.62	243.18	210.80
Sialkot	200.35	222.66	393.76	175.49	169.01	180.76	157.40	185.80	115.82	296.50	187.03	197.98	207.16
Faisalabad	211.85	225.44	383.01	205.04	191.06	196.60	178.71	164.98	125.55	233.83	173.67	258.87	211.87
Multan	205.45	217.86	372.68	204.51	178.12	209.74	166.53	165.79	137.60	225.79	201.90	248.60	217.97
Sargodha	225.92	226.04	383.59	214.52	225.21	252.99	177.90	215.99	112.02	250.11	189.34	343.58	242.01
Bahawalpur	223.29	223.55	373.84	255.79	212.75	221.88	163.50	173.47	176.02	262.98	245.36	222.19	213.76
Karachi	203.48	216.47	396.94	243.89	154.52	240.83	168.69	151.22	117.44	228.01	194.77	281.03	276.51
Hyderabad	195.99	217.82	399.96	199.72	148.78	187.78	168.15	168.52	112.63	182.44	262.75	241.68	207.53
Sukkur	208.40	217.21	383.51	237.78	171.47	204.90	163.24	171.02	111.36	174.18	326.87	275.83	211.97
Larkana	218.75	215.74	378.97	232.73	216.81	229.19	268.22	174.78	125.90	182.79	222.10	278.76	279.69
Peshawar	215.84	220.95	387.99	262.75	176.06	240.44	219.35	194.32	113.86	277.65	291.19	256.29	296.39
Bannu	219.40	224.86	380.36	208.25	220.63	244.88	169.62	156.14	113.85	232.46	201.89	339.15	262.83
Quetta	200.61	210.92	374.95	188.18	184.87	181.36	173.53	206.30	124.60	176.82	212.14	240.37	216.10
Khuzdar	206.65	213.94	399.33	220.02	174.55	232.27	181.96	177.00	126.71	174.51	198.64	469.56	222.49

Income Quintile 2

Rawalpindi	231.52	240.98	401.12	245.03	211.03	230.16	215.28	206.39	107.85	255.40	395.95	283.75	227.86
Islamabad	220.63	237.22	405.01	246.64	168.59	231.05	199.00	169.28	109.21	236.82	622.61	261.02	232.87
Lahore	198.88	226.68	359.85	215.91	149.84	250.48	190.85	153.98	104.22	220.99	210.76	253.55	283.03
Gujranwala	203.65	221.14	390.92	206.36	179.06	226.63	163.68	160.71	112.61	242.07	150.16	257.75	210.71
Sialkot	198.45	221.43	390.27	179.96	172.80	178.72	163.93	170.22	121.63	326.78	184.88	198.15	191.22
Faisalabad	209.52	225.47	385.70	206.65	195.07	202.29	174.63	159.72	119.72	228.16	162.26	248.05	212.52
Multan	204.78	219.43	372.45	203.95	182.36	207.18	163.76	156.68	130.51	233.58	206.18	245.22	215.65
Sargodha	226.42	226.43	376.80	214.02	231.42	254.45	183.10	190.70	105.39	259.52	204.48	338.30	245.80
Bahawalpur	223.06	224.63	373.36	247.99	215.88	228.43	168.44	155.88	175.33	254.35	313.33	226.39	212.27
Karachi	204.78	218.64	393.69	238.83	158.65	232.62	168.02	151.55	121.31	216.28	197.86	281.73	264.20
Hyderabad	196.90	217.99	397.53	200.80	153.41	191.05	172.02	169.78	113.84	175.75	304.35	244.76	206.55
Sukkur	207.80	216.63	371.84	237.43	176.40	200.70	165.63	175.93	108.78	176.39	315.99	278.65	210.15
Larkana	222.77	219.67	377.24	234.47	221.33	223.67	276.68	185.67	132.73	184.16	225.64	280.99	279.73
Peshawar	215.61	221.94	391.07	265.52	180.60	237.28	212.97	182.60	121.36	253.48	267.97	256.59	288.59
Bannu	217.30	222.64	370.48	209.02	218.73	238.99	171.07	150.48	116.98	220.19	261.12	316.39	280.49
Quetta	200.96	213.17	366.33	190.47	189.24	183.36	174.88	175.41	119.60	177.26	208.12	239.69	214.89
Khuzdar	203.95	214.32	389.40	221.25	161.99	245.73	189.55	156.36	130.84	183.89	190.21	458.92	219.66

Contd.

**7.6 Combined Consumer Price Index Numbers by Quintile,
Major Commodity Groups for Selected Cities
September, 2016
(2007-2008=100)**

Cities	General	Food & non-alcoholic Beverages	Alcoholic Beverages, Tobacco	Clothing & footwear	Housing, water, Elec., Gas & other fuels	Furnishing & household equipment maintenance	Health	Transport	Communication	Recreation & culture	Education	Restaurants & hotels	Misc. goods & services
--------	---------	--------------------------------	------------------------------	---------------------	--	--	--------	-----------	---------------	----------------------	-----------	----------------------	------------------------

Income Quintile 3

Rawalpindi	230.89	240.26	392.74	248.11	211.74	228.18	225.08	182.61	112.20	243.28	353.99	288.14	232.01
Islamabad	220.13	238.64	369.96	238.86	162.82	230.10	192.59	173.57	114.11	225.04	755.53	249.52	247.38
Lahore	197.16	227.48	356.18	217.46	140.39	250.96	191.94	152.09	107.30	222.08	198.96	249.58	286.35
Gujranwala	201.14	220.67	387.60	210.54	171.98	220.98	162.64	151.32	116.97	217.20	150.82	241.86	211.89
Sialkot	197.77	221.78	367.28	181.32	167.57	184.83	161.04	156.83	128.72	302.02	176.52	194.64	193.15
Faisalabad	207.90	226.58	378.04	206.06	191.68	201.60	173.81	154.27	120.90	226.93	163.68	236.88	212.80
Multan	202.96	218.60	371.02	202.62	176.90	198.19	165.61	154.54	133.68	224.01	214.33	240.96	214.22
Sargodha	224.34	225.25	374.23	214.99	235.89	254.41	174.34	175.67	111.22	253.34	182.52	358.56	245.02
Bahawalpur	222.64	225.18	380.33	252.11	215.81	230.43	161.73	152.84	175.83	241.08	248.58	222.29	216.11
Karachi	204.96	219.23	397.59	235.55	151.11	227.20	167.09	150.88	123.22	211.20	202.07	282.21	260.23
Hyderabad	194.28	217.39	396.93	202.44	142.99	192.77	170.73	165.89	123.27	181.36	301.95	245.34	209.83
Sukkur	204.76	216.23	369.75	238.32	166.39	203.48	158.92	164.19	110.29	175.96	317.69	272.41	210.17
Larkana	223.75	222.35	362.83	232.11	222.80	223.31	263.31	180.87	133.77	184.34	225.64	277.82	305.10
Peshawar	212.83	221.33	378.44	266.31	174.14	238.23	210.05	187.36	120.06	232.45	279.11	256.91	280.48
Bannu	215.32	223.29	380.41	215.78	217.59	228.10	168.81	146.02	120.36	209.98	208.38	323.02	279.18
Quetta	198.00	212.96	351.02	190.83	185.72	183.01	176.75	158.85	118.98	175.08	209.27	232.59	210.37
Khuzdar	201.56	217.07	378.78	219.20	151.05	238.69	196.26	151.86	132.03	180.40	194.58	443.60	221.22

Income Quintile 4

Rawalpindi	231.25	241.46	387.46	252.22	216.01	233.41	226.65	183.37	114.88	221.89	325.29	288.80	237.93
Islamabad	222.32	240.12	365.29	239.33	169.41	229.64	203.45	176.65	125.15	213.07	685.81	259.53	242.78
Lahore	196.34	228.00	350.30	217.21	154.80	248.19	188.90	146.81	112.05	212.64	197.41	247.08	285.76
Gujranwala	200.64	220.08	374.49	213.07	182.47	207.13	164.61	146.48	122.28	215.93	150.35	241.68	206.38
Sialkot	199.22	224.37	374.46	183.52	181.43	180.64	158.15	156.81	136.31	269.55	175.59	192.89	190.22
Faisalabad	205.84	227.92	378.07	206.74	199.22	201.62	173.74	146.88	123.23	210.90	153.04	238.80	218.23
Multan	203.94	219.42	364.62	204.22	190.10	198.04	161.31	150.61	136.48	213.26	218.75	235.87	218.94
Sargodha	224.80	227.27	367.32	216.73	238.50	263.86	174.91	169.64	117.42	280.64	173.35	355.22	245.35
Bahawalpur	222.17	225.64	374.19	249.45	219.69	227.81	163.43	153.48	175.54	233.34	288.00	219.40	219.67
Karachi	205.27	219.76	398.64	235.84	163.82	237.06	167.11	149.47	127.35	206.20	204.80	282.55	257.92
Hyderabad	194.63	218.03	393.56	203.00	156.50	191.81	171.52	160.19	129.35	180.37	294.05	246.40	213.66
Sukkur	206.42	217.60	355.77	238.24	180.91	206.00	162.46	152.53	116.83	175.16	314.91	273.30	217.69
Larkana	227.85	227.98	328.68	231.97	226.38	224.86	274.40	174.64	141.58	183.27	248.51	277.50	323.95
Peshawar	213.78	223.62	369.84	265.91	184.54	230.80	223.68	180.08	124.98	232.46	264.17	262.21	276.56
Bannu	218.48	226.05	388.99	220.99	216.78	236.75	163.89	148.73	120.69	197.69	207.78	319.75	285.84
Quetta	199.44	213.70	340.43	194.03	193.24	182.36	176.28	161.03	121.79	173.06	212.20	232.44	207.16
Khuzdar	205.67	218.49	390.22	218.88	168.40	249.38	194.81	152.46	136.27	181.91	199.33	424.17	231.46

Contd.

**7.6 Combined Consumer Price Index Numbers by Quintile,
Major Commodity Groups for Selected Cities
September, 2016
(2007-2008=100)**

Cities	General	Food & non-alcoholic Beverages	Alcoholic Beverages, Tobacco	Clothing & footwear	Housing, water, Elec., Gas & other fuels	Furnishing & household equipment maintenance	Health	Transport	Communication	Recreation & culture	Education	Restaurants & hotels	Misc. goods & services
--------	---------	--------------------------------	------------------------------	---------------------	--	--	--------	-----------	---------------	----------------------	-----------	----------------------	------------------------

Income Quintile 5

Rawalpindi	232.29	244.69	346.84	251.27	218.48	232.62	217.45	192.60	126.88	205.20	334.15	288.94	266.04
Islamabad	214.84	241.33	330.60	243.63	168.27	236.44	206.18	196.47	129.93	204.77	442.93	272.44	259.09
Lahore	192.87	230.99	307.00	221.45	155.06	240.98	189.03	162.24	126.89	204.18	190.97	254.99	291.48
Gujranwala	196.83	221.03	345.72	216.09	184.13	187.07	163.08	152.10	133.92	195.45	146.13	238.28	217.30
Sialkot	196.08	227.73	343.88	185.93	180.69	179.88	161.38	160.18	138.05	247.63	169.65	196.05	199.14
Faisalabad	201.98	229.71	350.31	206.33	200.24	207.85	167.12	155.38	130.27	201.36	171.60	224.79	226.75
Multan	200.87	222.27	319.59	202.96	190.85	190.23	158.42	162.14	138.64	206.84	237.76	236.17	220.07
Sargodha	227.23	229.76	373.77	230.04	236.34	366.25	169.08	173.27	126.10	238.41	169.29	371.74	256.05
Bahawalpur	223.90	227.66	302.94	248.95	219.78	234.12	157.96	167.13	176.59	230.32	316.94	223.66	228.10
Karachi	204.35	221.60	375.44	237.61	162.90	325.82	167.23	165.97	138.91	195.82	210.84	283.64	258.88
Hyderabad	191.99	218.16	364.35	205.10	158.38	178.83	169.94	167.34	138.48	169.38	294.89	249.53	226.71
Sukkur	205.83	218.66	328.61	237.89	182.19	204.40	157.83	158.59	127.74	171.82	361.31	272.31	224.61
Larkana	227.46	226.97	310.92	230.89	225.80	226.43	285.56	174.63	145.89	171.11	322.80	273.76	304.02
Peshawar	208.63	224.52	339.57	262.98	183.49	223.54	200.53	188.83	131.03	191.88	262.68	258.63	266.74
Bannu	214.06	222.20	393.08	212.41	216.94	209.72	163.98	135.10	123.69	203.67	299.68	332.02	256.61
Quetta	199.62	216.50	300.14	193.50	196.13	169.28	169.39	164.78	129.25	169.98	212.10	237.17	213.26
Khuzdar	203.78	218.57	317.48	227.82	161.37	247.64	182.40	146.41	145.11	187.82	198.44	451.58	250.30

Aggregate

Rawalpindi	231.24	243.06	368.77	250.84	215.34	232.50	219.89	190.86	122.82	213.64	335.12	288.44	256.49
Islamabad	214.87	240.90	338.88	243.09	166.55	235.94	205.29	195.35	129.15	206.94	455.43	271.91	257.50
Lahore	194.56	229.02	336.33	219.08	152.17	243.43	189.87	157.94	119.76	210.85	193.97	252.54	288.62
Gujranwala	200.24	220.72	372.10	212.19	180.97	203.40	163.76	151.54	125.08	212.74	149.26	241.06	212.32
Sialkot	197.33	224.73	366.61	183.24	177.34	180.71	160.56	159.73	135.00	270.08	173.85	195.27	195.30
Faisalabad	206.09	227.28	374.44	206.28	197.36	204.85	172.48	154.12	125.89	215.59	165.73	237.78	218.80
Multan	202.47	220.12	355.93	203.43	186.61	194.65	161.38	159.47	136.94	214.09	229.31	238.01	218.32
Sargodha	225.60	226.98	373.59	218.36	234.56	299.03	175.09	175.17	117.79	256.56	178.40	359.33	248.21
Bahawalpur	223.19	225.48	357.77	250.52	217.53	231.05	161.64	163.54	176.16	239.76	304.00	222.98	220.24
Karachi	203.82	220.44	386.40	237.16	159.48	302.10	167.25	161.68	134.59	201.43	208.88	283.11	259.35
Hyderabad	194.20	217.89	388.41	203.00	155.72	184.93	170.60	165.65	130.80	175.78	295.40	247.05	217.93
Sukkur	206.37	217.32	356.68	237.99	178.02	204.11	161.49	159.79	118.15	174.40	332.47	273.79	216.47
Larkana	224.40	222.29	355.64	232.50	223.59	225.29	273.93	177.36	137.15	181.23	269.08	277.82	300.42
Peshawar	211.56	222.83	372.63	264.37	181.84	228.40	208.32	187.67	127.10	217.05	264.74	258.59	275.45
Bannu	216.83	224.04	381.89	214.37	217.69	228.69	166.88	144.04	120.23	207.88	242.35	324.11	271.04
Quetta	199.63	214.06	329.88	192.33	192.60	177.81	173.72	163.94	123.95	173.20	211.26	235.32	211.29
Khuzdar	204.82	215.74	383.30	220.65	167.93	241.81	189.64	156.56	132.61	181.08	195.16	451.00	228.07

**7.7 Combined Consumer Price Index Numbers by Income Groups/City
and Commodity Groups for all Centers Covered in CPI
September, 2016
(2007-2008=100)**

Cities	General	Food and non-alcoholic Beverages	Alcoholic Beverages, Tobacco	Clothing and footwear	Housing, water, Elec., Gas and other fuels	Furnishing and household equipment maintenance	Health	Transport	Communication	Recreation and culture	Education	Restaurants and hotels	Misc. goods and services	
Rawalpindi	01	231.24	243.06	368.77	250.84	215.34	232.50	219.89	190.86	122.82	213.64	335.12	288.44	256.49
Islamabad	02	214.87	240.90	338.88	243.09	166.55	235.94	205.29	195.35	129.15	206.94	455.43	271.91	257.50
Attock	03	205.10	217.38	348.95	235.42	158.68	227.06	172.37	183.27	119.38	191.72	317.33	285.69	274.55
Jhelum	04	207.18	224.35	384.79	239.67	181.13	217.11	171.99	169.81	125.99	223.52	239.40	246.01	219.40
Lahore	05	194.56	229.02	336.33	219.08	152.17	243.43	189.87	157.94	119.76	210.85	193.97	252.54	288.62
Sahiwal	06	236.25	239.86	367.42	291.43	225.64	224.01	200.93	168.59	136.94	213.40	336.86	303.59	258.94
Gujranwala	07	200.24	220.72	372.10	212.19	180.97	203.40	163.76	151.54	125.08	212.74	149.26	241.06	212.32
Wazirabad	08	211.70	233.08	389.00	216.52	194.14	199.48	155.28	151.80	128.25	217.85	149.63	230.48	213.84
Sialkot	09	197.33	224.73	366.61	183.24	177.34	180.71	160.56	159.73	135.00	270.08	173.85	195.27	195.30
Faisalabad	10	206.09	227.28	374.44	206.28	197.36	204.85	172.48	154.12	125.89	215.59	165.73	237.78	218.80
Jhang	11	225.31	232.40	359.91	292.39	204.62	239.47	235.09	161.22	136.98	222.90	175.46	283.02	227.32
Multan	12	202.47	220.12	355.93	203.43	186.61	194.65	161.38	159.47	136.94	214.09	229.31	238.01	218.32
Muzaffargarh	13	211.31	227.68	361.64	233.07	183.70	200.56	171.68	155.05	141.48	226.10	190.89	264.89	230.01
D. G. Khan	14	219.72	229.47	366.94	261.15	227.38	219.53	178.24	149.45	122.88	196.97	124.01	221.41	185.77
Vehari	15	203.59	223.39	368.91	215.29	189.49	211.01	139.17	138.78	132.03	218.01	190.37	271.79	241.80
Sargodha	16	225.60	226.98	373.59	218.36	234.56	299.03	175.09	175.17	117.79	256.56	178.40	359.33	248.21
Mianwali	17	235.91	238.61	388.96	193.32	266.66	218.89	166.80	157.43	108.44	260.36	351.45	262.75	259.92
Bahawalpur	18	223.19	225.48	357.77	250.52	217.53	231.05	161.64	163.54	176.16	239.76	304.00	222.98	220.24
Bahawalnagar	19	217.40	232.26	352.48	256.56	202.74	252.09	181.30	144.37	125.19	227.89	209.53	311.14	225.09
R. Y. Khan	20	219.17	227.76	368.97	270.81	205.59	237.19	160.65	157.71	126.06	217.55	306.51	272.47	222.02
Karachi	21	203.82	220.44	386.40	237.16	159.48	302.10	167.25	161.68	134.59	201.43	208.88	283.11	259.35
Hyderabad	22	194.20	217.89	388.41	203.00	155.72	184.93	170.60	165.65	130.80	175.78	295.40	247.05	217.93
Nawabshah	23	247.84	247.62	356.57	292.93	203.03	242.71	231.51	160.69	138.67	163.25	617.06	324.45	421.29
Mirpukhas	24	209.89	226.52	379.86	203.92	184.69	188.95	169.84	161.01	114.70	171.41	305.13	293.33	232.15
Mithi	25	224.45	225.26	385.86	200.67	240.82	184.61	163.04	153.89	112.70	150.89	337.10	290.51	258.95
Sukkur	26	206.37	217.32	356.68	237.99	178.02	204.11	161.49	159.79	118.15	174.40	332.47	273.79	216.47
Larkana	27	224.40	222.29	355.64	232.50	223.59	225.29	273.93	177.36	137.15	181.23	269.08	277.82	300.42
Dadu	28	213.28	235.70	370.94	214.91	175.35	213.58	154.26	160.86	120.00	175.37	446.60	259.84	211.85
Peshawar	29	211.56	222.83	372.63	264.37	181.84	228.40	208.32	187.67	127.10	217.05	264.74	258.59	275.45
Mardan	30	243.99	222.56	381.00	306.73	254.76	226.57	196.63	198.10	125.36	248.18	446.96	275.08	317.63
Abbottabad	31	221.92	224.76	343.04	275.06	170.42	308.61	211.64	210.94	147.44	228.46	298.12	281.84	241.19
Bannu	32	216.83	224.04	381.89	214.37	217.69	228.69	166.88	144.04	120.23	207.88	242.35	324.11	271.04
D. I. Khan	33	210.47	221.40	329.89	209.44	224.55	203.14	177.34	151.20	112.56	168.25	209.86	258.55	224.46
Mingora	34	230.55	227.14	369.73	276.98	200.80	231.19	265.35	181.51	131.48	231.04	248.79	320.62	427.52
Quetta	35	199.63	214.06	329.88	192.33	192.60	177.81	173.72	163.94	123.95	173.20	211.26	235.32	211.29
Turbat	36	211.25	196.69	335.17	204.33	256.80	210.34	189.60	135.86	118.93	145.51	248.37	316.34	217.07
Gawadar	37	198.63	210.66	259.02	217.35	177.48	210.88	189.27	131.66	109.26	118.90	266.82	367.08	215.77
Loralai	38	223.07	228.25	401.05	225.15	230.30	190.49	204.52	155.50	115.74	204.17	209.21	316.82	240.50
Khuzdar	39	204.82	215.74	383.30	220.65	167.93	241.81	189.64	156.56	132.61	181.08	195.16	451.00	228.07
D. M. Jamali	40	217.20	231.90	377.29	208.10	191.16	218.55	194.28	175.22	123.62	155.75	236.66	284.25	213.91

7.8 Index Numbers of Wholesale Prices by Commodity Groups

Year / month	General	Agriculture Forestry & Fishery Product	Others & Minerals electricity gas & water	Food product Beverages & tobacco Textile Apparel & Leather Product	Other transportable Goods	Metal product Machinery & Equipment
--------------	---------	---	---	--	------------------------------	---

(2007-08=100)

2011-12	181.29	185.04	182.74	176.07	194.64	152.55
2012-13	194.61	198.23	211.17	188.39	203.93	159.29
2013-14	158.88	165.52	163.62	156.11	162.99	132.02
2014-15	209.85	220.56	245.47	206.76	197.12	172.72
2015-16	207.64	226.43	244.24	213.58	171.21	171.46
2015 Sep	207.60	223.92	249.12	210.64	176.38	171.25
Oct	208.69	228.36	246.91	211.04	176.74	171.31
Nov	208.72	226.06	246.98	212.98	176.87	171.09
Dec	207.37	221.68	247.36	213.69	174.69	171.11
2016 Jan	206.27	221.9	247.48	214.54	168.43	170.69
Feb	205.05	221.23	245.89	215.03	164.03	170.44
Mar	204.22	221.02	245.22	214.66	161.42	170.45
Apr	206.87	229.78	244.59	214.9	162.91	171.22
May	208.01	233.26	244.11	215.79	162.49	172.56
Jun	210.88	239.12	244.28	218.71	164.46	172.48
Jul	215.81	253.54	241.43	223.61	164.40	172.94
Aug	215.75	251.53	241.26	225.84	163.50	172.82
Sep	214.61	246.87	241.64	225.26	164.47	172.51

7.9 Index Numbers of Wholesale Prices by Commodities

AGRICULTURE FORESTRY & FISHERY											
Year/month	Wheat	Maize	Rice	Sorghum/ Jowar	Millet/ Bajra	Vegetables	Fresh Fruits	Dry Fruits	Cotton Seeds	Other oil Seeds	Edible Roots Potatoes
(2007-08=100)											
2011-12	163.44	159.77	149.45	191.12	153.77	211.52	175.48	181.96	189.55	166.98	175.20
2012-13	188.52	174.74	165.42	211.29	177.02	216.66	216.05	181.47	168.92	177.67	162.82
2013-14	227.13	185.28	177.67	279.98	179.06	254.41	226.73	201.66	185.58	178.30	314.12
2014-15	209.29	191.65	172.20	300.13	173.82	255.40	245.60	227.30	208.86	179.03	314.37
2015-16	209.07	194.53	147.58	291.34	192.41	258.45	254.69	245.18	249.16	162.08	152.76
2015 Sep	202.23	197.73	154.60	334.15	204.45	330.75	249.04	236.68	228.37	159.36	172.56
Oct	209.37	191.32	150.22	293.25	200.68	331.56	253.8	238.92	243.34	162.75	184.04
Nov	215.84	185.64	143.04	271.60	188.77	320.31	206.96	243.32	251.49	164.88	204.98
Dec	218.20	182.47	142.70	258.26	181.34	219.72	207.01	242.59	253.39	162.29	193.69
2016 Jan	218.54	181.99	143.44	263.42	182.56	198.21	214.11	253.58	265.71	162.64	150.23
Feb	220.02	189.65	141.69	263.80	176.35	204.49	231.68	250.92	257.94	157.46	118.35
Mar	218.68	193.96	143.85	278.40	184.22	209.51	244.90	248.22	253.39	156.93	112.72
Apr	207.11	205.56	142.90	286.45	187.00	277.16	267.02	248.97	254.81	159.83	104.08
May	199.04	209.33	143.34	286.07	193.10	201.87	282.91	251.32	251.49	165.14	111.80
Jun	202.00	204.06	146.08	283.56	198.98	246.21	305.11	247.44	263.29	170.50	177.50
Jul	204.39	204.55	148.12	277.01	218.25	361.19	307.84	247.50	273.95	171.21	226.53
Aug	204.89	204.55	149.84	268.83	214.70	342.81	257.27	236.23	260.45	171.21	251.32
Sep	205.26	196.67	149.55	264.05	210.05	354.30	248.15	241.88	260.92	170.86	256.45

Contd.

7.9 Index Numbers of Wholesale Prices by Commodities

Year/month	AGRICULTURE FORESTRY & FISHERY											
	Stimulant & spice crops	Pulses	Sugar crops	Fibre crops	Unmanufactured tobacco	Poultry	Milk from bovine animals	Eggs	Raw animal material / wool	Hides&fur skins wool	Fuel wood in logs	Fishes fresh or chilled
(2007-08=100)												
2011-12	187.89	212.28	273.92	195.07	167.72	186.89	190.29	180.67	134.34	131.07	190.47	144.71
2012-13	184.68	204.81	267.92	193.56	171.49	178.40	213.81	191.02	138.84	139.08	215.48	191.11
2013-14	316.66	186.74	267.92	217.41	186.62	202.88	225.98	200.17	155.22	145.20	238.11	247.73
2014-15	350.96	207.90	277.32	172.23	213.88	193.98	249.87	204.51	173.19	155.20	252.59	270.19
2015-16	269.52	252.23	286.30	170.39	230.07	191.41	255.23	186.82	176.08	153.18	263.90	354.97
2015 Sep	318.19	234.67	286.29	154.16	227.46	160.74	253.18	194.92	173.66	156.45	262.48	338.86
Oct	306.38	243.87	286.29	172.23	228.38	146.78	254.04	193.56	173.66	155.85	263.57	339.32
Nov	269.27	245.62	286.29	173.76	229.69	181.52	254.04	205.67	179.16	153.62	263.57	339.32
Dec	258.33	250.31	286.29	172.25	229.69	192.50	255.42	214.79	179.16	153.22	263.57	340.91
2016 Jan	251.68	251.59	286.29	174.55	230.02	197.60	255.42	209.40	179.16	151.58	265.76	342.37
Feb	242.72	247.95	286.29	175.71	230.02	151.73	255.42	204.96	177.45	150.46	266.30	336.96
Mar	235.21	247.46	286.29	172.25	230.02	172.94	255.42	161.26	176.96	150.63	266.30	335.61
Apr	234.41	259.57	286.29	174.57	230.61	231.81	256.11	150.83	175.99	151.73	264.77	369.26
May	226.16	280.91	286.34	183.00	233.06	220.59	258.97	150.30	175.56	151.80	264.77	423.43
Jun	218.56	293.16	286.34	180.3	243.77	203.67	258.97	165.23	174.27	150.46	264.77	445.91
Jul	209.95	313.08	286.34	203.00	251.05	188.40	261.80	185.05	173.89	150.46	264.77	469.80
Aug	209.80	310.10	286.34	213.75	255.93	154.96	262.97	205.04	173.89	150.46	264.77	469.80
Sep	260.56	304.53	286.34	195.33	255.73	160.06	262.97	211.44	173.89	142.47	264.77	453.85

Contd.

7.9 Index Numbers of Wholesale Prices by Commodities

Year/Month	ORES/MINERALS, GAS & ELECT.				FOOD, BEVERAGES, TOBACCO TEXTILE, APPAREL, LEATHER TEXTILE					
	Coal not Agglomerated	Natural Gas liquified	Salt pure sodium chloride	Electrical Energy	Meat of Animals	Vegetables & fruit Juices	Dried Fruits & Nuts	Fruits & Juices	Vegetable Oil Refined	Vegetable Ghee
(2007-08=100)										
2011-12	149.74	193.29	155.69	176.51	214.40	175.93	197.32	155.58	153.33	141.37
2012-13	209.81	197.43	175.78	226.10	228.80	186.93	219.33	158.67	157.94	141.75
2013-14	223.53	203.85	223.53	281.02	238.93	192.48	221.32	166.33	162.31	141.51
2014-15	223.53	202.94	247.76	292.89	257.56	197.17	226.22	172.75	159.75	132.06
2015-16	191.01	207.76	252.31	293.22	267.79	201.97	239.02	177.58	150.41	119.85
2015 Sep	235.29	208.83	252.31	293.09	265.13	200.95	230.91	177.53	149.26	119.21
Oct	192.16	209.82	252.31	293.09	266.98	200.95	230.84	177.53	150.19	118.43
Nov	192.16	209.99	252.31	293.09	266.98	201.03	232.47	177.53	149.09	118.02
Dec	192.16	210.78	252.31	293.09	267.04	201.36	240.13	177.53	149.34	118.09
2016 Jan	192.16	211.04	252.31	293.09	268.44	201.36	247.99	175.90	149.31	117.91
Feb	174.51	210.01	252.31	293.09	268.53	201.36	250.38	175.90	148.73	118.76
Mar	176.47	208.35	252.31	293.09	268.99	201.36	250.38	175.99	148.47	119.01
Apr	168.63	208.04	252.31	293.09	269.28	202.69	245.68	176.37	150.87	121.50
May	160.78	208.07	252.31	293.09	271.73	203.24	242.58	179.74	151.60	122.60
Jun	160.78	208.42	252.31	293.09	274.34	208.33	238.46	181.90	151.97	121.87
Jul	152.94	208.30	254.33	288.00	276.90	208.88	239.77	182.12	152.00	120.58
Aug	152.94	207.95	254.33	288.00	277.40	208.88	238.61	182.13	151.32	121.34
Sep	152.94	208.75	254.33	288.00	279.82	209.83	238.61	183.49	151.63	123.32

Contd.

7.9 Index Numbers of Wholesale Prices by Commodities

Year / month	FOOD, BEVERAGES, TOBACCO TEXTILE, APPAREL, LEATHER TEXTILE												
	Oil cakes	Processed Liquid Milk	Milk & cream in solid form	Ice cream	Dairy Product N.E.C	Wheat Flour	Other cereal Flour	Sugar Refined	Choco late	Sugar Confectionary	Coffee & Tea	Spices	Other Food Product

(2007-08=100)

2011-12	149.51	182.39	170.43	155.81	184.52	151.98	163.80	229.24	100.35	100.56	192.23	267.98	301.28
2012-13	166.19	207.70	171.54	172.43	207.02	172.24	194.72	201.93	99.19	101.34	203.24	279.84	319.16
2013-14	191.83	211.76	196.23	210.37	220.93	205.78	139.04	206.98	99.19	102.28	215.49	193.08	308.00
2014-15	203.54	243.81	219.96	219.91	239.23	198.20	149.19	217.88	99.19	103.59	192.27	189.96	295.24
2015-16	213.66	248.23	218.49	223.59	246.04	196.65	233.09	237.16	100.75	118.70	242.82	189.17	292.27
2015 Sep	193.65	248.71	216.31	219.91	244.55	192.14	214.96	246.52	101.06	118.83	240.86	188.73	292.02
Oct	202.18	247.18	216.39	219.91	244.60	197.66	220.69	233.67	101.06	118.83	246.32	188.53	292.02
Nov	212.90	247.18	216.50	219.91	244.60	202.06	224.57	224.95	101.06	118.83	259.94	188.29	292.02
Dec	218.03	247.57	217.97	219.91	244.60	202.13	229.87	210.55	101.06	118.83	261.86	188.33	292.02
2016 Jan	218.92	247.57	219.09	219.91	245.35	202.19	231.67	226.45	101.06	118.83	264.10	188.40	292.52
Feb	217.76	247.57	219.09	223.70	248.13	201.07	225.94	239.31	101.06	118.83	261.24	189.65	292.52
Mar	224.87	247.57	219.09	225.40	248.13	200.63	225.20	237.73	101.06	118.83	238.86	189.77	292.52
Apr	222.77	248.90	219.24	229.62	247.85	195.65	239.21	240.36	101.06	118.83	234.40	189.67	292.52
May	226.23	248.90	218.99	231.30	248.01	192.67	275.08	241.96	101.06	118.83	232.09	189.79	292.52
Jun	232.54	250.18	219.30	233.72	248.26	192.23	284.71	245.61	101.06	118.83	230.07	190.22	292.52
Jul	235.62	251.20	220.87	238.04	248.53	193.90	309.70	254.89	99.45	118.83	230.02	190.20	293.85
Aug	235.25	252.73	221.01	238.04	248.53	193.41	309.22	267.60	99.45	118.83	230.46	190.20	293.85
Sep	231.01	257.57	221.24	238.04	248.76	192.40	299.87	269.18	99.45	118.83	230.56	190.12	293.85

Contd.

7.9 Index number of wholesale prices by commodities

Year/month	FOOD, BEVERAGES, TOBACCO TEXTILE, APPAREL, LEATHER TEXTILE									
	Mineral Water	Beverages	Tobacco Product	Cotton Yarn	Nylon Yarn	Blended Yarn	Woven Fabrics	Cotton Fabrics	Other Fabrics	Silk & Reyon Fabrics
(2007-08=100)										
2011-12	163.62	133.28	175.62	196.06	190.80	194.74	163.54	167.42	154.74	139.06
2012-13	168.78	137.45	208.80	208.38	181.46	193.63	196.76	175.90	166.96	152.04
2013-14	182.07	151.87	246.42	213.03	178.22	198.57	222.82	189.15	182.16	161.87
2014-15	186.75	170.90	296.01	180.86	157.07	189.75	247.06	199.86	207.66	177.39
2015-16	190.57	172.11	378.88	173.44	147.60	180.47	270.86	203.54	218.26	187.05
2015 Sep	188.35	171.95	356.45	167.64	147.08	184.15	265.37	201.65	217.95	186.80
Oct	188.35	171.95	356.45	169.21	147.08	183.55	265.37	201.65	217.95	186.80
Nov	188.35	171.95	356.45	178.19	147.08	183.29	265.37	201.65	217.81	186.80
Dec	188.35	171.95	387.30	177.62	147.08	180.89	275.66	201.65	217.81	186.80
2016 Jan	189.02	171.95	387.30	175.73	147.08	178.32	275.66	201.65	217.81	186.80
Feb	189.02	171.95	387.30	175.22	147.08	175.44	275.66	201.65	217.82	186.80
Mar	194.37	172.44	387.30	174.54	147.08	175.44	275.66	204.95	218.24	186.80
Apr	194.37	172.44	390.01	173.67	147.08	176.66	275.66	206.45	220.25	188.44
May	194.37	172.44	390.01	175.29	147.08	176.75	279.42	208.84	222.36	190.96
Jun	195.81	172.44	435.03	175.50	147.08	176.75	279.69	209.07	222.56	191.10
Jul	196.22	172.44	435.03	197.57	147.08	177.11	279.69	208.84	222.36	190.96
Aug	196.22	172.44	435.03	204.03	147.08	177.65	279.69	209.09	224.29	190.96
Sep	197.57	172.44	435.03	194.81	147.08	179.64	279.69	209.09	224.29	190.96

Contd.

7.9 Index number of wholesale prices by commodities

Year / month	FOOD, BEVERAGES, TOBACCO TEXTILE, APPAREL, LEATHER TEXTILE										
	Towels	Blankets	Bedsheet	Quilt	Woolen Carpets	Synthetic Carpets	Hosiery Product	Ready made Garments	Leather without Hairs	Other Leather N.E.C	Foot wears
(2007-08=100)											
2011-12	181.78	150.59	165.52	144.49	105.11	147.81	155.38	125.21	109.08	120.09	110.49
2012-13	202.34	179.22	201.81	150.78	106.55	116.43	176.65	137.23	111.60	130.47	134.42
2013-14	231.49	205.36	230.69	166.21	110.96	115.50	191.70	156.73	168.48	288.58	134.22
2014-15	257.45	230.50	249.94	187.32	130.72	124.64	212.44	184.42	215.90	221.91	134.22
2015-16	267.20	241.24	256.29	198.19	155.16	128.26	222.15	193.88	220.42	206.93	137.54
2015 Sep	267.20	235.86	256.29	196.84	132.14	126.27	220.66	193.27	221.97	206.27	134.22
Oct	267.20	235.86	256.29	196.84	132.14	126.27	222.88	193.27	221.97	206.27	134.22
Nov	267.20	243.93	256.29	196.84	142.86	129.25	222.88	193.27	221.97	206.27	137.38
Dec	267.20	243.93	256.29	198.00	142.86	129.25	222.88	193.27	221.97	207.64	137.38
2016 Jan	267.20	243.93	256.29	201.47	154.76	129.25	222.52	193.27	221.97	207.64	137.38
Feb	267.20	243.93	256.29	201.47	166.67	129.25	222.52	193.27	221.97	207.31	137.38
Mar	267.20	243.93	256.29	201.47	181.55	129.25	222.52	193.27	221.97	207.31	139.36
Apr	267.20	243.93	256.29	198.00	181.55	129.25	222.52	193.27	221.97	207.31	140.89
May	267.20	243.93	256.29	198.00	181.55	129.25	222.52	194.45	221.97	207.31	141.36
Jun	267.20	243.93	256.29	195.68	181.55	129.25	222.52	199.39	221.97	207.31	142.43
Jul	267.20	243.93	256.29	198.00	181.55	129.25	222.52	199.61	221.97	207.31	143.05
Aug	267.20	243.93	256.29	198.00	181.55	129.25	224.73	200.66	221.97	207.31	143.97
Sep	267.20	243.93	256.29	198.00	196.43	129.25	224.11	200.55	221.97	207.31	143.97

Contd.

7.9 Index number of wholesale prices by commodities

Year/month	OTHER TRANSPORTABLE GOODS												
	Timber	Printing Paper	Hard Board	Coke	Motor Sprit	Diesel Oil	Kerosine Oil	Furnace Oil	Mobile Oil	Chemicals	Dying Materials	Fertilizers	Pesticides
(2007-08=100)													
2011-12	139.00	127.83	150.70	159.41	155.00	240.05	241.84	200.78	173.18	144.52	105.67	258.65	164.20
2012-13	149.51	158.66	193.63	163.45	168.70	257.74	260.42	177.08	183.78	154.14	105.42	261.38	195.99
2013-14	170.36	169.84	220.14	163.45	184.99	271.23	283.49	176.90	194.20	171.90	115.91	266.33	227.17
2014-15	195.72	167.58	218.10	163.45	147.81	214.81	228.04	132.51	201.20	196.13	145.04	272.04	281.42
2015-16	214.44	163.34	199.14	163.45	120.71	157.60	137.91	70.22	198.20	184.23	146.55	267.53	310.85
2015 Sep	208.04	164.56	197.92	163.45	124.58	170.11	152.12	76.67	199.10	187.25	146.55	275.23	306.30
Oct	213.18	164.56	197.92	163.45	124.58	170.11	152.12	79.32	199.78	186.09	146.55	274.03	312.37
Nov	214.43	164.56	197.92	163.45	128.80	172.03	152.12	75.72	199.78	185.92	146.55	273.25	312.37
Dec	214.43	161.82	197.92	163.45	128.80	171.49	150.01	65.28	199.78	182.83	146.55	271.62	312.37
2016 Jan	216.25	161.82	197.92	163.45	128.80	155.51	128.46	50.24	199.78	182.92	146.55	270.92	312.37
Feb	216.79	161.82	197.92	163.45	120.33	142.84	115.11	48.20	196.00	183.07	146.55	266.79	312.37
Mar	220.36	161.82	197.92	163.45	106.00	134.76	115.11	51.43	196.00	182.47	146.55	264.83	312.37
Apr	220.36	161.82	197.92	163.45	108.54	136.30	115.11	58.58	196.00	182.61	146.55	262.47	312.37
May	220.36	161.82	197.92	163.45	108.54	136.30	115.11	62.54	196.00	178.78	146.55	256.25	312.37
Jun	220.36	166.34	212.50	163.45	108.54	136.30	115.11	76.28	196.00	178.23	146.55	250.41	312.37
Jul	220.36	165.84	212.50	163.45	108.54	144.34	115.11	80.24	196.00	178.21	146.55	227.23	312.37
Aug	220.36	164.90	197.92	163.45	108.54	144.34	115.11	75.95	196.00	177.26	146.55	226.26	308.79
Sep	220.36	164.90	197.92	163.45	108.54	144.34	115.11	80.68	196.00	177.38	146.55	224.61	308.79

Contd.

7.9 Index number of wholesale prices by commodities

Year / month	OTHER TRANSPORTABLE GOODS												
	Insecti- cides	Paints & Varnishes	Medicines	Soaps & Detergent	Auto Tyers	Plastic Products	Glass Sheets	Other Glass Articles	Ceramics & Sanitary	Bricks Blocks & Tiles	Cement	Bed Foams	Matches
(2007-08=100)													
2011-12	125.90	187.97	117.18	151.04	171.17	179.77	168.41	206.10	136.90	165.89	162.19	126.38	118.84
2012-13	120.85	237.85	138.59	167.01	180.56	193.02	192.56	199.82	158.32	176.20	185.77	141.29	132.57
2013-14	143.37	260.43	139.76	180.26	185.96	201.16	207.04	212.10	182.46	193.91	203.42	148.32	143.20
2014-15	160.37	285.05	144.94	178.53	190.42	216.58	220.72	234.52	213.29	206.14	208.01	154.60	146.44
2015-16	135.83	295.05	151.50	176.76	188.83	228.68	231.30	247.70	226.84	215.66	206.72	161.34	162.62
2015 Sep	138.59	295.36	145.71	180.67	192.83	228.35	231.30	243.63	227.13	209.99	206.87	156.67	162.62
Oct	138.59	295.36	146.38	180.67	192.83	231.05	231.30	243.63	227.13	216.83	206.70	156.67	162.62
Nov	134.66	295.36	146.67	121.33	192.83	231.05	231.30	243.63	227.13	217.09	206.79	156.67	162.62
Dec	134.66	295.36	146.89	181.28	192.83	231.05	231.30	243.63	227.13	217.47	206.53	157.17	162.62
2016 Jan	134.66	295.36	146.89	181.44	192.68	229.95	231.30	243.63	226.78	216.96	206.70	157.17	162.62
Feb	129.81	295.36	153.18	183.70	186.64	226.58	231.30	243.63	227.51	216.02	206.70	167.67	162.62
Mar	133.20	295.36	156.79	182.03	184.65	226.58	231.30	243.63	227.51	217.05	206.40	167.67	162.62
Apr	135.79	295.36	160.98	182.24	184.65	226.58	231.30	243.63	227.51	217.83	205.87	167.67	162.62
May	134.92	295.36	161.67	183.12	181.25	227.58	231.30	254.36	230.06	220.40	205.35	167.67	162.62
Jun	135.64	295.36	162.48	184.58	181.25	228.35	231.30	281.73	231.59	218.86	208.51	167.67	162.62
Jul	137.30	295.36	162.62	185.10	181.25	228.35	233.11	299.07	231.59	218.73	211.95	158.83	162.62
Aug	137.12	295.36	162.78	185.30	181.25	228.35	247.94	299.07	233.48	218.86	211.14	158.83	162.62
Sep	135.58	295.36	168.09	186.25	181.25	228.35	247.94	299.07	233.48	218.21	213.44	160.50	162.62

Contd.

7.9 Index number of wholesale prices by commodities

Year/month	METAL PRODUCT MACHINERY & EQUIPMENT									
	Pig Iron	Steel Bars & Sheets	Pipe Fittings	Steel Products	Engine & Motors	Vacuum Pumps	Air Conditioners	Cultivators	Chuff Cutter	Tractors
(2007-08=100)										
2011-12	128.97	133.06	140.66	152.22	109.07	115.39	165.34	184.47	131.97	177.34
2012-13	128.97	134.92	143.38	162.79	109.07	115.39	174.17	187.71	140.67	161.96
2013-14	128.97	140.15	163.38	169.47	109.07	115.39	180.79	215.46	146.36	188.81
2014-15	128.97	144.81	189.28	173.11	109.07	115.39	195.28	224.52	149.20	214.54
2015-16	128.97	128.59	193.28	175.40	109.14	115.24	200.41	219.76	149.20	207.71
2015 Sep	128.97	130.45	192.08	173.54	109.07	115.39	200.18	219.76	149.20	214.54
Oct	128.97	129.32	192.08	173.54	109.07	115.39	200.18	219.76	149.20	205.43
Nov	128.97	127.63	195.10	173.54	109.07	115.39	200.18	219.76	149.20	205.43
Dec	128.97	127.00	194.96	176.27	109.07	115.39	200.18	219.76	149.20	205.43
2016 Jan	128.97	125.33	193.06	176.27	109.07	115.39	200.18	219.76	149.20	205.43
Feb	128.97	123.59	193.06	176.83	109.24	115.39	200.18	219.76	149.20	205.43
Mar	128.97	123.70	193.06	176.80	109.24	114.95	201.18	219.76	149.20	205.43
Apr	128.97	127.90	193.06	176.99	109.24	114.95	201.18	219.76	149.20	205.43
May	128.97	127.17	193.63	176.99	109.24	114.95	201.18	219.76	149.20	205.43
Jun	128.97	125.30	193.63	176.99	109.24	114.95	201.18	219.76	149.20	205.43
Jul	128.97	124.34	193.63	176.99	109.24	114.95	201.18	219.76	149.20	203.68
Aug	128.97	122.74	193.63	176.99	109.24	114.95	201.18	219.76	149.20	203.68
Sep	128.97	120.46	193.63	176.99	109.24	114.95	201.18	219.76	149.20	203.68

Contd.

7.9 Index number of wholesale prices by commodities

Year / month	METAL PRODUCT MACHINERY & EQUIPMENT								
	Lathe Machine	Concrete Mixer	Refrige Wash & Sew mach Iron	Electrical Wires	Lighting Equip-ments	Radio & Television	Motor Vehicles	Motor Cycles	Bicycles
(2007-08=100)									
2011-12	147.58	138.83	162.92	160.69	141.05	130.71	155.07	122.52	166.65
2012-13	147.68	138.83	167.54	160.01	147.57	127.52	170.90	125.06	177.20
2013-14	186.40	138.83	188.44	173.65	163.03	126.49	179.74	125.61	181.58
2014-15	208.81	138.83	197.51	186.83	166.63	126.49	182.92	127.07	184.24
2015-16	208.81	138.83	199.91	194.12	167.74	127.36	184.05	125.89	185.97
2015 Sep	208.81	138.83	198.62	192.45	167.30	126.49	183.03	125.89	185.63
Oct	208.81	138.83	200.43	195.19	167.30	126.49	183.03	125.89	185.63
Nov	208.81	138.83	200.43	195.19	167.30	126.49	183.03	125.89	185.63
Dec	208.81	138.83	200.43	195.19	167.30	126.49	183.03	125.89	185.63
2016 Jan	208.81	138.83	199.36	195.19	167.30	126.49	184.14	125.89	185.63
Feb	208.81	138.83	199.42	195.19	167.30	126.49	185.25	125.89	185.63
Mar	208.81	138.83	199.37	195.19	167.30	126.49	185.25	125.89	185.63
Apr	208.81	138.83	200.02	195.19	167.30	126.49	185.25	125.89	185.63
May	208.81	138.83	201.77	195.19	169.52	129.97	185.25	125.89	187.65
Jun	208.81	138.83	201.88	195.19	170.34	133.46	185.25	125.89	187.65
Jul	208.81	138.83	204.01	195.19	172.03	135.55	185.25	125.89	187.65
Aug	214.81	138.83	204.03	195.19	172.03	140.42	185.25	125.89	187.65
Sep	221.65	138.83	204.03	195.19	172.03	140.42	191.39	125.89	187.65

7.10 Intercity Wholesale Prices of Selected Commodities

Group/Commodity/Item Specification	Unit	City	Prices (Rs.)			% Change in Sept., 2016 Over	
			Sept.,2016	Aug., 2016	Sept.,2015	Aug., 2016	Sept., 2015
1. Agriculture Forestry & Fishery							
001. Wheat							
011201. WHEAT AVG. QLTY.	100 KG.	LAH	3312.50	3312.50	3362.50	0.00	-1.49
		FAS	3187.50	3137.50	3150.00	1.59	1.19
		RAW	3375.00	3375.00	3425.00	0.00	-1.46
		MUL	3150.00	3162.50	3100.00	-0.40	1.61
		GUJ	3250.00	3200.00	3112.50	1.56	4.42
		SAH	3156.50	3156.50	3087.50	0.00	2.23
		SAR	3060.00	3050.00	3075.00	0.33	-0.49
		SKT	3400.00	3400.00	3375.00	0.00	0.74
		BPR	3162.50	3187.50	3105.00	-0.78	1.85
		GJT	3237.50	3200.00	3050.00	1.17	6.15
		KSR	3287.50	3287.50	3325.00	0.00	-1.13
		KAR	3450.00	3500.00	3500.00	-1.43	-1.43
		HYD	3260.00	3260.00	3150.00	0.00	3.49
		SKR	3400.00	3400.00	3000.00	0.00	13.33
		LRK	3125.00	3125.00	2750.00	0.00	13.64
		MPK	2900.00	2900.00	3170.00	0.00	-8.52
		NWB	3000.00	3000.00	3500.00	0.00	-14.29
		PSH	3150.00	3150.00	2725.00	0.00	15.60
		BNU	3300.00	3250.00	3300.00	1.54	0.00
002. Maize							
0112201. MAIZE AVG. QLTY.	40 KG.	LAH	875.00	875.00	950.00	0.00	-7.89
		FAS	950.00	1450.00	1250.00	-34.48	-24.00
		RAW	1187.50	1187.50	1187.50	0.00	0.00
		SAR	1575.00	1550.00	1350.00	1.61	16.67
		KSR	825.00	825.00	950.00	0.00	-13.16
		KAR	1580.00	1640.00	1520.00	-3.66	3.95
		HYD	1175.00	1125.00	1225.00	4.44	-4.08
		PSH	1160.00	1160.00	960.00	0.00	20.83
		BNU	1400.00	1400.00	1400.00	0.00	0.00
		QTA	1390.00	1390.00	1390.00	0.00	0.00
003. Rice							
0113201. RICE BASMATI SUP. QLTY.	40 KG.	LAH	3560.00	3462.50	3900.00	2.82	-8.72
		FAS	2700.00	2700.00	2750.00	0.00	-1.82
		RAW	4725.00	4725.00	4900.00	0.00	-3.57
		MUL	3150.00	3150.00	3700.00	0.00	-14.86
		GUJ	3050.00	3050.00	2900.00	0.00	5.17
		SKT	3100.00	3100.00	2500.00	0.00	24.00
		KAR	3960.00	3960.00	4050.00	0.00	-2.22
		HYD	3850.00	3850.00	3900.00	0.00	-1.28
		MPK	3600.00	3600.00	4200.00	0.00	-14.29
		PSH	3350.00	3350.00	3650.00	0.00	-8.22
		MNG	3050.00	3050.00	3350.00	0.00	-8.96
		QTA	4400.00	4800.00	4800.00	-8.33	-8.33
0113202. RICE BASMATI BROKEN AVG. QLTY.	40 KG.	LAH	1960.00	1820.00	2350.00	7.69	-16.60
		RAW	2825.00	2825.00	3000.00	0.00	-5.83
		GUJ	1900.00	1900.00	2100.00	0.00	-9.52
		SAH	1625.00	1625.00	1700.00	0.00	-4.41
		SKT	1800.00	1800.00	1800.00	0.00	0.00
		BPR	1950.00	1950.00	2100.00	0.00	-7.14
		GJT	1800.00	1800.00	1850.00	0.00	-2.70
		KSR	1975.00	1925.00	2400.00	2.60	-17.71
		KAR	1950.00	1950.00	1980.00	0.00	-1.52
		HYD	1825.00	1825.00	1900.00	0.00	-3.95
		SKR	2000.00	2000.00	2000.00	0.00	0.00
		LRK	2500.00	2500.00	3200.00	0.00	-21.88

Contd.

7.10 Intercity Wholesale Prices of Selected Commodities

Group/Commodity/Item Specification	Unit	City	Prices (Rs.)			% Change in Sept., 2016 Over	
			Sept.,2016	Aug., 2016	Sept.,2015	Aug., 2016	Sept., 2015
		MPK	1520.00	1520.00	1400.00	0.00	8.57
		PSH	1650.00	1650.00	1950.00	0.00	-15.38
		BNU	1650.00	1650.00	1650.00	0.00	0.00
0113203. RICE IRRI-9 PUNJAB	40 KG.	QTA	2000.00	2400.00	2900.00	-16.67	-31.03
		LAH	1780.00	1700.00	2175.00	4.71	-18.16
		FAS	1400.00	1400.00	1600.00	0.00	-12.50
		RAW	2225.00	2225.00	2150.00	0.00	3.49
		SAR	1700.00	1750.00	1650.00	-2.86	3.03
		SKT	1600.00	1600.00	1600.00	0.00	0.00
0113204. RICE IRRI-6 SINDH	40 KG.	QTA	1360.00	1360.00	1360.00	0.00	0.00
		KAR	1320.00	1320.00	1330.00	0.00	-0.75
		HYD	1425.00	1425.00	1525.00	0.00	-6.56
		SKR	1440.00	1440.00	1340.00	0.00	7.46
		LKR	1360.00	1360.00	1200.00	0.00	13.33
		NWB	1800.00	1800.00	1630.00	0.00	10.43
		PSH	1900.00	1900.00	1360.00	0.00	39.71
		QTA	1080.00	1080.00	1600.00	0.00	-32.50
004. Sorghum / Jowar							
0114201. JOWAR AVG. QLTY.	40 KG.	LAH	1550.00	1550.00	1550.00	0.00	0.00
		FAS	1250.00	1250.00	1800.00	0.00	-30.56
		SAR	1675.00	1650.00	3325.00	1.52	-49.62
		GJT	1350.00	1600.00	2200.00	-15.63	-38.64
		KAR	1540.00	1580.00	1510.00	-2.53	1.99
		HYD	1425.00	1350.00	1400.00	5.56	1.79
		PSH	1700.00	1700.00	1490.00	0.00	14.09
005. Millet / Bajra							
0118201. BAJRA AVG. QLTY.	40 KG.	LAH	1325.00	1325.00	1225.00	0.00	8.16
		FAS	1190.00	1190.00	1300.00	0.00	-8.46
		SAR	1275.00	1275.00	1400.00	0.00	-8.93
		GJT	1230.00	1400.00	1335.00	-12.14	-7.87
		KAR	1380.00	1420.00	1290.00	-2.82	6.98
		HYD	1600.00	1600.00	1280.00	0.00	25.00
		PSH	1469.00	1469.00	1387.00	0.00	5.91
006. Vegetables							
0122201. CUCUMBER (KHEERA) AVG. QLTY.	100 KG.	LAH	5450.00	3950.00	5100.00	37.97	6.86
		FAS	4500.00	6250.00	7000.00	-28.00	-35.71
		RAW	8300.00	5350.00	5750.00	55.14	44.35
		MUL	5500.00	5250.00	8250.00	4.76	-33.33
		GUJ	4000.00	4000.00	4250.00	0.00	-5.88
		SAR	10000.00	8550.00	7450.00	16.96	34.23
		SKT	9000.00	7000.00	6000.00	28.57	50.00
		KAR	2800.00	2600.00	3750.00	7.69	-25.33
		HYD	4500.00	4500.00	5500.00	0.00	-18.18
		SKR	6000.00	4000.00	4000.00	50.00	50.00
		PSH	4000.00	3000.00	5000.00	33.33	-20.00
		BNU	4000.00	6000.00	2600.00	-33.33	53.85
		QTA	4200.00	4600.00	6600.00	-8.70	-36.36
0122401. TOMATOES AVG. QLTY.	40 KG.	LAH	1910.00	1930.00	1150.00	-1.04	66.09
		FAS	1800.00	2200.00	1400.00	-18.18	28.57
		RAW	2443.75	1825.00	1725.00	33.90	41.67
		MUL	1700.00	1800.00	1450.00	-5.56	17.24
		GUJ	2000.00	2050.00	1650.00	-2.44	21.21
		SAH	2030.00	2030.00	1860.00	0.00	9.14
		SAR	2080.00	2735.00	1450.00	-23.95	43.45
		SKT	1750.00	2500.00	1800.00	-30.00	-2.78
		BPR	2080.00	1960.00	1880.00	6.12	10.64
		GJT	2000.00	2050.00	2000.00	-2.44	0.00

Contd.

7.10 Intercity Wholesale Prices of Selected Commodities

Group/Commodity/Item Specification	Unit	City	Prices (Rs.)			% Change in Sept., 2016 Over	
			Sept.,2016	Aug., 2016	Sept.,2015	Aug., 2016	Sept., 2015
0124201. GARLIC	40 KG.	KAR	1520.00	760.00	660.00	100.00	130.30
		HYD	2000.00	2000.00	2000.00	0.00	0.00
		SKR	2400.00	1600.00	1046.40	50.00	129.36
		LRK	2400.00	2320.00	2350.00	3.45	2.13
		MPK	1550.00	1550.00	1600.00	0.00	-3.13
		PSH	2000.00	1600.00	950.00	25.00	110.53
		BNU	1200.00	1600.00	1500.00	-25.00	-20.00
		MNG	1600.00	2400.00	1400.00	-33.33	14.29
		QTA	1480.00	1280.00	1080.00	15.63	37.04
		LAH	8420.00	7300.00	5315.00	15.34	58.42
		FAS	8500.00	5750.00	4250.00	47.83	100.00
		RAW	8900.00	8450.00	4350.00	5.33	104.60
		SAR	11450.00	10250.00	5450.00	11.71	110.09
		SKT	11200.00	10250.00	5600.00	9.27	100.00
		GJT	10600.00	8000.00	5200.00	32.50	103.85
0124301. ONIONS DRY AVG. QLTY.	40 KG.	KAR	9000.00	7600.00	5100.00	18.42	76.47
		HYD	9800.00	9750.00	5450.00	0.51	79.82
		SKR	9600.00	8000.00	5400.00	20.00	77.78
		PSH	9600.00	8800.00	6000.00	9.09	60.00
		MNG	10400.00	10400.00	5600.00	0.00	85.71
		QTA	8800.00	6800.00	4600.00	29.41	91.30
		LAH	970.00	625.00	1425.00	55.20	-31.93
		FAS	720.00	720.00	1400.00	0.00	-48.57
		RAW	977.50	825.00	1975.00	18.48	-50.51
		MUL	760.00	520.00	1700.00	46.15	-55.29
		GUJ	900.00	775.00	1900.00	16.13	-52.63
		SAH	1090.00	737.50	1475.00	47.80	-26.10
		SAR	615.00	560.00	1735.00	9.82	-64.55
		SKT	1440.00	1040.00	1450.00	38.46	-0.69
		BPR	1000.00	920.00	2080.00	8.70	-51.92
GJT	825.00	775.00	1900.00	6.45	-56.58		
KSR	940.00	850.00	1470.00	10.59	-36.05		
KAR	640.00	460.00	1610.00	39.13	-60.25		
HYD	600.00	550.00	1500.00	9.09	-60.00		
SKR	560.00	400.00	1350.00	40.00	-58.52		
LRK	1000.00	950.00	1800.00	5.26	-44.44		
MPK	800.00	400.00	1400.00	100.00	-42.86		
NWB	1100.00	1200.00	1600.00	-8.33	-31.25		
PSH	1120.00	850.00	1700.00	31.76	-34.12		
BNU	1000.00	800.00	1600.00	25.00	-37.50		
MNG	1000.00	1000.00	5000.00	0.00	-80.00		
QTA	720.00	1000.00	1080.00	-28.00	-33.33		
0124901. RADDISH AVG. QLTY.	100 KG.	RAW	4600.00	0.00	4550.00	-----	1.10
		GUJ	1600.00	0.00	4500.00	-----	-64.44
		SAR	7225.00	0.00	3675.00	-----	96.60
		SKT	4000.00	0.00	2000.00	-----	100.00
0124902. LADY FINGER AVG. QLTY.	100 KG.	KAR	1900.00	0.00	1240.00	-----	53.23
		LAH	5550.00	5550.00	3900.00	0.00	42.31
		FAS	3500.00	6500.00	3375.00	-46.15	3.70
		RAW	7350.00	7250.00	4100.00	1.38	79.27
		MUL	5000.00	4750.00	4250.00	5.26	17.65
		SKT	8250.00	8250.00	5500.00	0.00	50.00
		KAR	4750.00	5250.00	3650.00	-9.52	30.14
		SKR	4000.00	6000.00	3500.00	-33.33	14.29
PSH	4000.00	4000.00	4550.00	0.00	-12.09		
BNU	4000.00	7000.00	5000.00	-42.86	-20.00		
QTA	5600.00	7200.00	7600.00	-22.22	-26.32		

Contd.

7.10 Intercity Wholesale Prices of Selected Commodities

Group/Commodity/Item Specification	Unit	City	Prices (Rs.)			% Change in Sept., 2016 Over			
			Sept.,2016	Aug., 2016	Sept.,2015	Aug., 2016	Sept., 2015		
0124903. TINDA AVG. QLTY.	100 KG.	LAH	7300.00	6650.00	5450.00	9.77	33.94		
		FAS	8500.00	7000.00	7500.00	21.43	13.33		
		RAW	6550.00	6550.00	5250.00	0.00	24.76		
		MUL	6500.00	4250.00	8250.00	52.94	-21.21		
		SKT	12000.00	10000.00	6500.00	20.00	84.62		
		KAR	3800.00	3750.00	2650.00	1.33	43.40		
		SKR	4000.00	3500.00	3500.00	14.29	14.29		
		MPK	6100.00	6100.00	3400.00	0.00	79.41		
		PSH	3000.00	3500.00	5250.00	-14.29	-42.86		
		MNG	5000.00	5500.00	6000.00	-9.09	-16.67		
0124904. BRINJAL AVG. QLTY.	100 KG.	LAH	2250.00	2250.00	1060.00	0.00	112.26		
		FAS	1100.00	2500.00	900.00	-56.00	22.22		
		MUL	2750.00	3250.00	1750.00	-15.38	57.14		
		SAR	2425.00	3125.00	1550.00	-22.40	56.45		
		SKT	3100.00	3100.00	2500.00	0.00	24.00		
		KAR	2000.00	2250.00	1450.00	-11.11	37.93		
		SKR	2400.00	3000.00	1750.00	-20.00	37.14		
		MPK	1550.00	1550.00	1600.00	0.00	-3.13		
		PSH	1400.00	3500.00	2475.00	-60.00	-43.43		
		BNU	3000.00	4000.00	2000.00	-25.00	50.00		
0124905. BOTTLE GOURD (LOKI)	100 KG.	LAH	4850.00	3450.00	2250.00	40.58	115.56		
		FAS	2500.00	2500.00	3250.00	0.00	-23.08		
		RAW	5175.00	6250.00	3250.00	-17.20	59.23		
		KAR	2800.00	5250.00	1550.00	-46.67	80.65		
		HYD	3000.00	3700.00	4500.00	-18.92	-33.33		
		SKR	3000.00	2400.00	2000.00	25.00	50.00		
		PSH	2200.00	3600.00	2450.00	-38.89	-10.20		
		BNU	3500.00	3000.00	2000.00	16.67	75.00		
		0124906. KARELLA	100 KG.	LAH	6850.00	6450.00	5100.00	6.20	34.31
				FAS	5500.00	6500.00	8500.00	-15.38	-35.29
RAW	5300.00			5450.00	6350.00	-2.75	-16.54		
SAR	5250.00			5025.00	3700.00	4.48	41.89		
KAR	2200.00			5250.00	2900.00	-58.10	-24.14		
HYD	3500.00			3500.00	5500.00	0.00	-36.36		
SKR	5000.00			6000.00	4500.00	-16.67	11.11		
PSH	4000.00			3000.00	3250.00	33.33	23.08		
BNU	4000.00			5000.00	4500.00	-20.00	-11.11		
007. Fresh Fruits									
0131201. BANANA AVG. QLTY.	DOZ.	LAH	68.50	64.50	41.00	6.20	67.07		
		FAS	40.00	45.00	52.50	-11.11	-23.81		
		RAW	62.50	58.75	87.50	6.38	-28.57		
		MUL	47.50	55.00	67.50	-13.64	-29.63		
		GUJ	55.00	50.00	42.50	10.00	29.41		
		SKT	70.00	60.00	40.00	16.67	75.00		
		BPR	45.00	60.00	52.50	-25.00	-14.29		
		GJT	51.00	50.00	50.00	2.00	2.00		
		KAR	29.00	36.50	33.00	-20.55	-12.12		
		HYD	42.50	50.00	47.50	-15.00	-10.53		
		SKR	55.00	55.00	40.00	0.00	37.50		
		MPK	27.50	27.50	20.00	0.00	37.50		
		PSH	55.00	60.00	47.50	-8.33	15.79		
		MNG	80.00	90.00	92.50	-11.11	-13.51		
		0131701. PAPAYA (PAPETA)	40 KG.	LAH	4050.00	4050.00	4650.00	0.00	-12.90
KAR	1500.00			1300.00	2320.00	15.38	-35.34		
HYD	2400.00			2400.00	2100.00	0.00	14.29		
MPK	2100.00			2100.00	2600.00	0.00	-19.23		

Contd.

7.10 Intercity Wholesale Prices of Selected Commodities

Group/Commodity/Item Specification	Unit	City	Prices (Rs.)			% Change in Sept., 2016 Over	
			Sept.,2016	Aug., 2016	Sept.,2015	Aug., 2016	Sept., 2015
0133001. GRAPES (ANGOOR) AVG. QLTY.	40 KG.	LAH	5050.00	5050.00	6900.00	0.00	-26.81
		RAW	3587.50	4150.00	3250.00	-13.55	10.38
		KAR	3100.00	3600.00	2925.00	-13.89	5.98
		HYD	3800.00	4500.00	5000.00	-15.56	-24.00
		SKR	2800.00	2800.00	5000.00	0.00	-44.00
		PSH	2700.00	0.00	2900.00	-----	-6.90
0134401. STRAWBURY	40 KG.	QTA	3200.00	3600.00	3040.00	-11.11	5.26
		LAH	2850.00	2850.00	3350.00	0.00	-14.93
		RAW	4650.00	4650.00	5450.00	0.00	-14.68
		KAR	4600.00	4600.00	5000.00	0.00	-8.00
		SKR	2000.00	2000.00	2500.00	0.00	-20.00
		0135101. APPLE AVG. QLTY.	40 KG.	LAH	4025.00	4720.00	2750.00
RAW	2475.00	2475.00		2875.00	0.00	-13.91	
MUL	2100.00	2600.00		2500.00	-19.23	-16.00	
KAR	1100.00	1100.00		3240.00	0.00	-66.05	
HYD	2500.00	2500.00		2400.00	0.00	4.17	
SKR	1600.00	1600.00		1280.00	0.00	25.00	
0135102. APPLE SUP. QLTY.	40 KG.	PSH	2427.50	2400.00	2400.00	1.15	1.15
		MNG	3200.00	3200.00	3300.00	0.00	-3.03
		QTA	3040.00	2640.00	2240.00	15.15	35.71
		LAH	5450.00	6050.00	4250.00	-9.92	28.24
		RAW	6525.00	6525.00	6375.00	0.00	2.35
		GJT	5000.00	5600.00	4900.00	-10.71	2.04
0135501. PEACH(AROO) AVG. QLTY.	40 KG.	KAR	1650.00	1700.00	3620.00	-2.94	-54.42
		PSH	3500.00	2900.00	3100.00	20.69	12.90
		MNG	4000.00	4000.00	4100.00	0.00	-2.44
		QTA	4040.00	3640.00	3240.00	10.99	24.69
		LAH	4450.00	3275.00	3250.00	35.88	36.92
		RAW	5150.00	3525.00	3950.00	46.10	30.38
0135901. GUAVA AVG. QLTY.	40 KG.	KAR	4200.00	3600.00	2810.00	16.67	49.47
		PSH	3200.00	3200.00	2800.00	0.00	14.29
		QTA	4240.00	4240.00	5000.00	0.00	-15.20
		LAH	1950.00	1675.00	2425.00	16.42	-19.59
		RAW	2550.00	2425.00	2450.00	5.15	4.08
		MUL	2200.00	1500.00	2100.00	46.67	4.76
0136101. WATER MELON	40 KG.	KAR	1500.00	1160.00	1410.00	29.31	6.38
		PSH	2000.00	1150.00	2100.00	73.91	-4.76
		LAH	555.00	555.00	690.00	0.00	-19.57
		FAS	500.00	500.00	350.00	0.00	42.86
		RAW	1175.00	1175.00	775.00	0.00	51.61
		MUL	1200.00	880.00	735.00	36.36	63.27
0136102. MUSK MELON (SARDA/GARMA)	40 KG.	KSR	525.00	490.00	745.00	7.14	-29.53
		KAR	880.00	880.00	670.00	0.00	31.34
		HYD	950.00	950.00	2500.00	0.00	-62.00
		SKR	400.00	400.00	1000.00	0.00	-60.00
		PSH	800.00	800.00	1000.00	0.00	-20.00
		QTA	760.00	760.00	640.00	0.00	18.75
0136103. SWEET MELON (KHURBOZA)	40 KG.	LAH	1250.00	1250.00	1150.00	0.00	8.70
		RAW	1525.00	1525.00	1475.00	0.00	3.39
		SKT	1000.00	1000.00	2000.00	0.00	-50.00
		KAR	940.00	940.00	1100.00	0.00	-14.55
		PSH	1200.00	1200.00	1750.00	0.00	-31.43
		LAH	1135.00	1135.00	1690.00	0.00	-32.84
0136103. SWEET MELON (KHURBOZA)	40 KG.	RAW	2025.00	1625.00	1675.00	24.62	20.90
		KAR	950.00	1100.00	1100.00	-13.64	-13.64
		HYD	2000.00	2000.00	2000.00	0.00	0.00

Contd.

7.10 Intercity Wholesale Prices of Selected Commodities

Group/Commodity/Item Specification	Unit	City	Prices (Rs.)			% Change in Sept., 2016 Over	
			Sept.,2016	Aug., 2016	Sept.,2015	Aug., 2016	Sept., 2015
008. Dry Fruits							
0138101. ALMOND KAGZI(IN SHELL)AVG. QLTY.	40 KG.	LAH	21800.00	21800.00	21800.00	0.00	0.00
		RAW	16850.00	16850.00	14750.00	0.00	14.24
		MUL	23000.00	23000.00	26500.00	0.00	-13.21
		KAR	25000.00	25000.00	21800.00	0.00	14.68
		HYD	22000.00	22000.00	21000.00	0.00	4.76
		MPK	25500.00	26000.00	27000.00	-1.92	-5.56
		PSH	21000.00	21000.00	27500.00	0.00	-23.64
		MNG	19200.00	21200.00	30000.00	-9.43	-36.00
		QTA	20000.00	20000.00	13200.00	0.00	51.52
0138401. CHHOARA (DRY DATES) AVG. QLTY.	40 KG.	LAH	3825.00	3825.00	3500.00	0.00	9.29
		FAS	2750.00	2750.00	2300.00	0.00	19.57
		RAW	3950.00	3950.00	3950.00	0.00	0.00
		MUL	3300.00	3300.00	3900.00	0.00	-15.38
		KAR	5400.00	5400.00	4300.00	0.00	25.58
		HYD	3400.00	3000.00	3250.00	13.33	4.62
		MPK	2200.00	2200.00	2500.00	0.00	-12.00
		PSH	4000.00	4000.00	3100.00	0.00	29.03
		BNU	3700.00	3700.00	3700.00	0.00	0.00
0138501. PISTACHIO(WITHOUT SHELL)AVG. QLTY	40 KG.	LAH	81500.00	81500.00	83500.00	0.00	-2.40
		RAW	72500.00	72500.00	72500.00	0.00	0.00
		MUL	69000.00	70500.00	78500.00	-2.13	-12.10
		KAR	84000.00	84000.00	88800.00	0.00	-5.41
		HYD	82000.00	82000.00	85000.00	0.00	-3.53
		SKR	82000.00	82000.00	83500.00	0.00	-1.80
		PSH	75000.00	75000.00	75500.00	0.00	-0.66
		QTA	58000.00	58000.00	58000.00	0.00	0.00
0138901. COCONUT DRY AVG. QLTY.	40 KG.	LAH	9100.00	9100.00	8450.00	0.00	7.69
		MUL	7100.00	6950.00	7750.00	2.16	-8.39
		GJT	7800.00	7000.00	8500.00	11.43	-8.24
		KAR	8600.00	8600.00	7835.00	0.00	9.76
		HYD	8000.00	950.00	8000.00	742.11	0.00
		SKR	9600.00	9600.00	10000.00	0.00	-4.00
		MPK	8500.00	8200.00	8500.00	3.66	0.00
		PSH	8000.00	8000.00	9600.00	0.00	-16.67
		MNG	7680.00	7680.00	9200.00	0.00	-16.52
009. Cotton Seeds							
0143101. COTTON SEEDS	40 KG.	FAS	1600.00	1650.00	1175.00	-3.03	36.17
		MUL	1425.00	1550.00	1225.00	-8.06	16.33
		SAH	1662.50	1587.50	1150.00	4.72	44.57
		SAR	1875.00	1850.00	1475.00	1.35	27.12
		SKT	2000.00	2000.00	1600.00	0.00	25.00
		KSR	1425.00	1425.00	1425.00	0.00	0.00
		KAR	2280.00	2280.00	2800.00	0.00	-18.57
		HYD	1500.00	1400.00	1200.00	7.14	25.00
010. Other Oil Seeds							
0144201. MUSTARD SEEDS	40 KG.	FAS	2350.00	2350.00	2150.00	0.00	9.30
		MUL	2175.00	2175.00	2050.00	0.00	6.10
		SAH	2225.00	2225.00	2075.00	0.00	7.23
		BPR	2250.00	2350.00	2150.00	-4.26	4.65
		KSR	2750.00	2750.00	2750.00	0.00	0.00
		KAR	2520.00	2520.00	2485.00	0.00	1.41
		HYD	2350.00	2300.00	2100.00	2.17	11.90
		MPK	2000.00	2000.00	1800.00	0.00	11.11
		NWB	2100.00	2100.00	1500.00	0.00	40.00
		PSH	3200.00	3200.00	3250.00	0.00	-1.54

Contd.

7.10 Intercity Wholesale Prices of Selected Commodities

Group/Commodity/Item Specification	Unit	City	Prices (Rs.)			% Change in Sept., 2016 Over	
			Sept.,2016	Aug., 2016	Sept.,2015	Aug., 2016	Sept., 2015
011. Edible Roots / Potatoes							
0151001. POTATOES WHITE AVG. QLTY.	40 KG.	KAR	760.00	760.00	405.00	0.00	87.65
		HYD	690.00	690.00	400.00	0.00	72.50
		SKR	800.00	800.00	300.00	0.00	166.67
		MPK	800.00	800.00	400.00	0.00	100.00
		QTA	1000.00	950.00	660.00	5.26	51.52
0151002. POTATOES RED AVG. QLTY.	40 KG.	LAH	1065.00	985.00	825.00	8.12	29.09
		FAS	1100.00	1100.00	1250.00	0.00	-12.00
		RAW	1425.00	1375.00	875.00	3.64	62.86
		MUL	720.00	650.00	850.00	10.77	-15.29
		GUJ	1600.00	1600.00	1450.00	0.00	10.34
		SAH	690.00	690.00	1025.00	0.00	-32.68
		SAR	2115.00	2120.00	1470.00	-0.24	43.88
		SKT	2200.00	2200.00	1200.00	0.00	83.33
		BPR	920.00	840.00	620.00	9.52	48.39
		PSH	1200.00	1100.00	880.00	9.09	36.36
		MNG	1040.00	1040.00	720.00	0.00	44.44
012. Stimulant & Spice Crops							
0165201. RED CHILLIES DRY(WHOLE)	40 KG.	LAH	8950.00	9550.00	9575.00	-6.28	-6.53
		FAS	8000.00	8000.00	7325.00	0.00	9.22
		RAW	9400.00	9250.00	9100.00	1.62	3.30
		MUL	4600.00	4700.00	7700.00	-2.13	-40.26
		KAR	8600.00	8600.00	8300.00	0.00	3.61
		HYD	9500.00	10000.00	10000.00	-5.00	-5.00
		MPK	5750.00	8250.00	7000.00	-30.30	-17.86
		PSH	8000.00	8000.00	8900.00	0.00	-10.11
		QTA	11600.00	11600.00	11600.00	0.00	0.00
0165401. CUMINSEED WHITE 50 G.PKT.NAT.	EACH	LAH	49.50	49.50	49.50	0.00	0.00
		FAS	48.28	48.28	48.28	0.00	0.00
		RAW	46.00	46.00	46.00	0.00	0.00
		MUL	49.07	49.07	48.67	0.00	0.82
		KAR	50.00	50.00	50.00	0.00	0.00
		HYD	52.00	52.00	52.00	0.00	0.00
		MPK	40.45	40.45	40.45	0.00	0.00
		PSH	51.00	51.00	51.00	0.00	0.00
		MNG	45.00	45.00	45.00	0.00	0.00
		QTA	46.00	46.00	46.00	0.00	0.00
0165402. CARDAMOM LARGE	40 KG.	LAH	99000.00	104000.00	112500.00	-4.81	-12.00
		RAW	83500.00	81500.00	112500.00	2.45	-25.78
		MUL	93500.00	95500.00	126000.00	-2.09	-25.79
		KAR	110000.00	110000.00	122000.00	0.00	-9.84
		HYD	72000.00	72000.00	110000.00	0.00	-34.55
		MPK	100000.00	105000.00	120000.00	-4.76	-16.67
		PSH	64000.00	64000.00	128000.00	0.00	-50.00
		QTA	104000.00	104000.00	104000.00	0.00	0.00
0165403. CARDAMOM SMALL	KG.	LAH	1125.00	1125.00	1262.50	0.00	-10.89
		RAW	1325.00	1325.00	1325.00	0.00	0.00
		MUL	790.00	790.00	1250.00	0.00	-36.80
		KAR	1325.00	1375.00	1275.00	-3.64	3.92
		HYD	1000.00	1000.00	1400.00	0.00	-28.57
		MPK	1000.00	1000.00	1000.00	0.00	0.00
		PSH	1250.00	1250.00	1375.00	0.00	-9.09
		QTA	925.00	925.00	925.00	0.00	0.00
0165501. CINNAMON	40 KG.	RAW	9350.00	9250.00	9250.00	1.08	1.08
		MUL	9100.00	9100.00	9800.00	0.00	-7.14
		KAR	9300.00	9300.00	9650.00	0.00	-3.63

Contd.

7.10 Intercity Wholesale Prices of Selected Commodities

Group/Commodity/Item Specification	Unit	City	Prices (Rs.)			% Change in Sept., 2016 Over			
			Sept.,2016	Aug., 2016	Sept.,2015	Aug., 2016	Sept., 2015		
0165701. GINGER GREEN	40 KG.	PSH	8600.00	8600.00	10000.00	0.00	-14.00		
		QTA	5100.00	5100.00	5100.00	0.00	0.00		
		LAH	2825.00	2550.00	6050.00	10.78	-53.31		
		FAS	3000.00	2450.00	5000.00	22.45	-40.00		
		RAW	6525.00	3075.00	6125.00	112.20	6.53		
		SAR	3890.00	3580.00	6025.00	8.66	-35.44		
		SKT	5700.00	5700.00	6950.00	0.00	-17.99		
		KAR	4200.00	2200.00	5000.00	90.91	-16.00		
		HYD	5500.00	3500.00	7300.00	57.14	-24.66		
		SKR	5200.00	2600.00	5600.00	100.00	-7.14		
		PSH	3600.00	3600.00	8200.00	0.00	-56.10		
		MNG	6800.00	3200.00	7200.00	112.50	-5.56		
		QTA	6800.00	6400.00	4600.00	6.25	47.83		
013. Pulses									
0170101. KIDNEY BEANS DRY WHOLE (LOBIA)	40 KG.	LAH	4825.00	5075.00	5250.00	-4.93	-8.10		
		RAW	4650.00	4750.00	4725.00	-2.11	-1.59		
		MUL	4250.00	4250.00	4300.00	0.00	-1.16		
		KSR	4700.00	5000.00	5250.00	-6.00	-10.48		
		KAR	4100.00	4300.00	4370.00	-4.65	-6.18		
		HYD	3600.00	3400.00	3400.00	5.88	5.88		
		PSH	3918.00	4050.00	4100.00	-3.26	-4.44		
		BNU	4500.00	4500.00	4500.00	0.00	0.00		
		QTA	5600.00	5600.00	5000.00	0.00	12.00		
		0170401. MASOOR WHOLE AVG. QLTY.	100 KG.	LAH	11900.00	11900.00	11250.00	0.00	5.78
				FAS	10750.00	10750.00	9875.00	0.00	8.86
				RAW	13650.00	13650.00	12550.00	0.00	8.76
				MUL	11375.00	11125.00	10100.00	2.25	12.62
SAR	10600.00			12000.00	9800.00	-11.67	8.16		
SKT	12300.00			12300.00	11000.00	0.00	11.82		
BPR	11250.00			12250.00	11250.00	-8.16	0.00		
GJT	11000.00			11750.00	10750.00	-6.38	2.33		
KSR	11250.00			12250.00	11750.00	-8.16	-4.26		
KAR	11000.00			12100.00	10550.00	-9.09	4.27		
HYD	11000.00			11200.00	9400.00	-1.79	17.02		
SKR	12000.00			12000.00	11000.00	0.00	9.09		
LRK	11000.00			11000.00	11000.00	0.00	0.00		
0170402. MASOOR SPLIT AVG. QLTY.	100 KG.	MPK	11500.00	11800.00	10800.00	-2.54	6.48		
		PSH	13200.00	13800.00	12300.00	-4.35	7.32		
		QTA	13600.00	14600.00	13100.00	-6.85	3.82		
		LAH	13650.00	13650.00	13250.00	0.00	3.02		
		FAS	12250.00	12250.00	11250.00	0.00	8.89		
		RAW	14475.00	14475.00	13600.00	0.00	6.43		
		MUL	11625.00	11937.50	11500.00	-2.62	1.09		
		SAR	12250.00	12750.00	11750.00	-3.92	4.26		
		SKT	13000.00	13000.00	12800.00	0.00	1.56		
		BPR	12250.00	13250.00	11500.00	-7.55	6.52		
		GJT	13000.00	13500.00	14000.00	-3.70	-7.14		
		KAR	11900.00	13200.00	12350.00	-9.85	-3.64		
		HYD	11800.00	12000.00	10800.00	-1.67	9.26		
0170901. GRAM WHOLE YELLOW AVG. QLTY.	100 KG.	SKR	13000.00	13000.00	11750.00	0.00	10.64		
		LRK	13000.00	13000.00	12000.00	0.00	8.33		
		MPK	12000.00	13000.00	12000.00	-7.69	0.00		
		PSH	13200.00	13800.00	12000.00	-4.35	10.00		
		QTA	14200.00	15200.00	14100.00	-6.58	0.71		
		LAH	14100.00	14100.00	10250.00	0.00	37.56		
		FAS	11500.00	11500.00	8250.00	0.00	39.39		
		RAW	17350.00	16750.00	8900.00	3.58	94.94		

Contd.

7.10 Intercity Wholesale Prices of Selected Commodities

Group/Commodity/Item Specification	Unit	City	Prices (Rs.)			% Change in Sept., 2016 Over		
			Sept.,2016	Aug., 2016	Sept.,2015	Aug., 2016	Sept., 2015	
		MUL	15375.00	14750.00	9250.00	4.24	66.22	
		SAR	16500.00	13875.00	8675.00	18.92	90.20	
		BPR	16750.00	16250.00	9250.00	3.08	81.08	
		GJT	15250.00	16000.00	9000.00	-4.69	69.44	
		KAR	15750.00	17600.00	9800.00	-10.51	60.71	
		HYD	14500.00	14500.00	8600.00	0.00	68.60	
		SKR	16000.00	15000.00	9000.00	6.67	77.78	
		MPK	20000.00	20000.00	10600.00	0.00	88.68	
		PSH	18500.00	18500.00	8400.00	0.00	120.24	
		BNU	11000.00	12200.00	8200.00	-9.84	34.15	
		QTA	16000.00	14600.00	13500.00	9.59	18.52	
0170902.	GRAM SPLIT AVG. QLTY.	100 KG.	LAH	12700.00	13700.00	9625.00	-7.30	31.95
			FAS	12250.00	12250.00	8750.00	0.00	40.00
			RAW	13450.00	13950.00	10100.00	-3.58	33.17
			MUL	14000.00	14000.00	9750.00	0.00	43.59
			GUJ	13750.00	14750.00	10125.00	-6.78	35.80
			SAR	12875.00	13500.00	9212.50	-4.63	39.76
			SKT	14200.00	14200.00	10000.00	0.00	42.00
			BPR	15000.00	15000.00	10000.00	0.00	50.00
			GJT	13250.00	13750.00	10125.00	-3.64	30.86
			KAR	13600.00	14300.00	9000.00	-4.90	51.11
			HYD	15000.00	15000.00	10200.00	0.00	47.06
			SKR	15000.00	14000.00	9800.00	7.14	53.06
			MPK	14000.00	14000.00	10500.00	0.00	33.33
			PSH	14350.00	14350.00	9550.00	0.00	50.26
			BNU	14500.00	15500.00	10300.00	-6.45	40.78
			QTA	16400.00	16400.00	12000.00	0.00	36.67
0170903.	MASH WHOLE AVG. QLTY.	100 KG.	LAH	22700.00	23700.00	14750.00	-4.22	53.90
			FAS	19500.00	19500.00	14500.00	0.00	34.48
			RAW	20550.00	22250.00	16900.00	-7.64	21.60
			MUL	17375.00	17875.00	13750.00	-2.80	26.36
			SKT	22000.00	22000.00	14000.00	0.00	57.14
			KSR	20500.00	24250.00	14750.00	-15.46	38.98
			KAR	19400.00	22500.00	13650.00	-13.78	42.12
0170904.	MASH SPLIT AVG. QLTY.	100 KG.	LAH	23900.00	25300.00	17750.00	-5.53	34.65
			FAS	21750.00	21750.00	17250.00	0.00	26.09
			RAW	22100.00	23750.00	17400.00	-6.95	27.01
			MUL	19875.00	21625.00	17250.00	-8.09	15.22
			SKT	24000.00	24000.00	18000.00	0.00	33.33
			KSR	21750.00	25100.00	16750.00	-13.35	29.85
			KAR	20600.00	23700.00	14450.00	-13.08	42.56
			HYD	20800.00	21000.00	18500.00	-0.95	12.43
			SKR	23000.00	23000.00	15000.00	0.00	53.33
			MPK	19500.00	21800.00	18700.00	-10.55	4.28
			PSH	24000.00	24000.00	17900.00	0.00	34.08
			MNG	18000.00	21500.00	18400.00	-16.28	-2.17
			QTA	23400.00	26400.00	22600.00	-11.36	3.54
0170905.	MOONG WHOLE AVG. QLTY.	100 KG.	LAH	12850.00	13350.00	13250.00	-3.75	-3.02
			FAS	9375.00	10500.00	9575.00	-10.71	-2.09
			RAW	13950.00	14350.00	18100.00	-2.79	-22.93
			MUL	8625.00	9125.00	10750.00	-5.48	-19.77
			SKT	11500.00	11500.00	14000.00	0.00	-17.86
			GJT	9750.00	11000.00	11800.00	-11.36	-17.37
			KSR	11750.00	13150.00	13250.00	-10.65	-11.32
			KAR	11400.00	12850.00	15150.00	-11.28	-24.75
			SKR	13000.00	13000.00	12000.00	0.00	8.33
			PSH	11800.00	11800.00	10900.00	0.00	8.26

Contd.

7.10 Intercity Wholesale Prices of Selected Commodities

Group/Commodity/Item Specification	Unit	City	Prices (Rs.)			% Change in Sept., 2016 Over	
			Sept.,2016	Aug., 2016	Sept.,2015	Aug., 2016	Sept., 2015
0170906. MOONG SPLIT AVG. QLTY.	100 KG.	MNG	9000.00	9600.00	10200.00	-6.25	-11.76
		QTA	14200.00	15800.00	15000.00	-10.13	-5.33
		LAH	13287.50	13900.00	14250.00	-4.41	-6.75
		FAS	9750.00	11750.00	10875.00	-17.02	-10.34
		RAW	14250.00	14550.00	16900.00	-2.06	-15.68
		MUL	10125.00	10750.00	11125.00	-5.81	-8.99
		SKT	12000.00	12000.00	14000.00	0.00	-14.29
		GJT	10500.00	11500.00	12500.00	-8.70	-16.00
		KAR	12350.00	13700.00	16000.00	-9.85	-22.81
		HYD	10600.00	10600.00	12200.00	0.00	-13.11
		SKR	14000.00	14000.00	13200.00	0.00	6.06
		MPK	12000.00	12500.00	15000.00	-4.00	-20.00
		PSH	12000.00	12000.00	11500.00	0.00	4.35
		MNG	10000.00	10800.00	12800.00	-7.41	-21.88
QTA	13800.00	15400.00	14600.00	-10.39	-5.48		
014. Sugar Crops							
0180206. SUGAR CANE (OPEN MARKET)	40 KG.	FAS	175.00	175.00	175.00	0.00	0.00
		HYD	182.00	182.00	182.00	0.00	0.00
		PSH	212.10	212.10	212.00	0.00	0.05
015. Fibre Crops							
0192101. COTTON SPOT RATE EX-KAR.	40 KG.	KAR	6562.00	7205.00	5128.50	-8.92	27.95
0192201. JUTE BAGS LOCAL	100	LAH	12550.00	12550.00	12250.00	0.00	2.45
		FAS	9000.00	9000.00	9000.00	0.00	0.00
		KAR	12450.00	12450.00	12100.00	0.00	2.89
		PSH	9500.00	9500.00	9500.00	0.00	0.00
016. Unmanufactured Tobacco							
0197001. TOBACCO SIND KARO	40 KG.	SAR	6100.00	6100.00	5500.00	0.00	10.91
		SKR	2200.00	2200.00	2200.00	0.00	0.00
		LRK	2600.00	2500.00	2500.00	4.00	4.00
0197002. TOBACCO DESI(MITHA)	40 KG.	LAH	6850.00	6850.00	5450.00	0.00	25.69
		SAR	7500.00	7500.00	7150.00	0.00	4.90
		HYD	4800.00	5000.00	5200.00	-4.00	-7.69
		QTA	2800.00	2800.00	2800.00	0.00	0.00
0197003. TOBACCO SUFAID PATHA	40 KG.	MUL	7100.00	7100.00	7100.00	0.00	0.00
		SAR	6400.00	6400.00	5700.00	0.00	12.28
		KAR	3600.00	3600.00	2830.00	0.00	27.21
		HYD	5000.00	5200.00	5600.00	-3.85	-10.71
		QTA	5415.00	5415.00	5415.00	0.00	0.00
0197004. TOBACCO HUKKA TWISTED	40 KG.	LAH	5850.00	5850.00	4450.00	0.00	31.46
		RAW	2625.00	2625.00	2625.00	0.00	0.00
		MUL	4700.00	4700.00	4700.00	0.00	0.00
		KSR	5850.00	5850.00	4650.00	0.00	25.81
		HYD	4800.00	5000.00	5200.00	-4.00	-7.69
		SKR	8000.00	8000.00	8000.00	0.00	0.00
		QTA	2970.00	2970.00	2970.00	0.00	0.00
0197005. TOBACCO HUKKA PREPARED	40 KG.	LAH	4850.00	4850.00	3850.00	0.00	25.97
		RAW	1525.00	1525.00	1525.00	0.00	0.00
		MUL	1500.00	1500.00	1500.00	0.00	0.00
		KSR	5350.00	5350.00	3700.00	0.00	44.59
		LRK	1500.00	1500.00	1500.00	0.00	0.00
		QTA	1530.00	1530.00	1530.00	0.00	0.00
017. Poultry							
0215101. CHICKEN FARM(LIVE)	1 KG.	LAH	85.50	100.50	98.50	-14.93	-13.20
		FAS	100.00	110.00	102.50	-9.09	-2.44
		RAW	135.50	107.50	99.00	26.05	36.87
		MUL	113.00	119.00	115.00	-5.04	-1.74
		GUJ	114.00	106.00	100.00	7.55	14.00

Contd.

7.10 Intercity Wholesale Prices of Selected Commodities

Group/Commodity/Item Specification	Unit	City	Prices (Rs.)			% Change in Sept., 2016 Over	
			Sept.,2016	Aug., 2016	Sept.,2015	Aug., 2016	Sept., 2015
		SKT	100.00	110.00	100.00	-9.09	0.00
		BPR	129.00	110.00	105.00	17.27	22.86
		KAR	131.00	111.00	130.00	18.02	0.77
		HYD	110.00	110.00	140.00	0.00	-21.43
		SKR	120.00	115.00	145.00	4.35	-17.24
		MPK	104.00	86.00	110.00	20.93	-5.45
		PSH	130.00	130.00	122.00	0.00	6.56
		MNG	139.00	143.00	151.00	-2.80	-7.95
		QTA	150.00	150.00	150.00	0.00	0.00
018. Raw Milk from Bovine Animals							
0221101. FRESH MILK	40 LTR.	LAH	2460.00	2460.00	3000.00	0.00	-18.00
		FAS	2600.00	2600.00	2200.00	0.00	18.18
		RAW	3337.50	3337.50	3150.00	0.00	5.95
		MUL	2620.00	2620.00	2450.00	0.00	6.94
		SAH	2400.00	2400.00	2000.00	0.00	20.00
		SKT	2600.00	2600.00	2600.00	0.00	0.00
		KSR	2225.00	2225.00	2225.00	0.00	0.00
		KAR	3000.00	3000.00	3000.00	0.00	0.00
		HYD	2800.00	2800.00	2800.00	0.00	0.00
		SKR	2800.00	2800.00	2800.00	0.00	0.00
		MPK	2600.00	2600.00	2600.00	0.00	0.00
		PSH	2400.00	2400.00	2400.00	0.00	0.00
		BNU	2800.00	2800.00	2600.00	0.00	7.69
		QTA	3400.00	3400.00	2800.00	0.00	21.43
019. Eggs							
0231001. EGGS FARM CRATE OF 30 DOZ.	EACH	LAH	3000.00	2820.00	2580.00	6.38	16.28
		FAS	2940.00	2820.00	2580.00	4.26	13.95
		RAW	2837.50	2755.00	2560.00	2.99	10.84
		MUL	2550.00	2550.00	2550.00	0.00	0.00
		GUJ	2940.00	2820.00	2760.00	4.26	6.52
		SKT	2850.00	2700.00	2700.00	5.56	5.56
		BPR	2940.00	2820.00	2580.00	4.26	13.95
		KAR	2805.00	2732.00	2565.00	2.67	9.36
		HYD	2650.00	2650.00	2550.00	0.00	3.92
		SKR	2600.00	2580.00	2400.00	0.78	8.33
		MPK	2600.00	2640.00	2040.00	-1.52	27.45
		PSH	2850.00	2850.00	2725.00	0.00	4.59
		MNG	3075.00	2700.00	2750.00	13.89	11.82
		QTA	3000.00	3000.00	3200.00	0.00	-6.25
020. Raw Animal Materials / Wool							
0294201. WOOL PAK. SUPERIOR WHITE	40 KG.	LAH	1575.00	1575.00	1575.00	0.00	0.00
		MUL	1750.00	1750.00	1900.00	0.00	-7.89
		KAR	4350.00	4350.00	3900.00	0.00	11.54
		BNU	2500.00	2500.00	2500.00	0.00	0.00
0294202. WOOL PAK. SUPERIOR YELLOW	40 KG.	LAH	1375.00	1375.00	1375.00	0.00	0.00
		MUL	1050.00	1050.00	1500.00	0.00	-30.00
		KAR	4300.00	4300.00	3900.00	0.00	10.26
		BNU	2250.00	2250.00	2250.00	0.00	0.00
0294203. WOOL PAK MEDIUM WHITE	40 KG.	LAH	1300.00	1300.00	1300.00	0.00	0.00
		MUL	1700.00	1700.00	1700.00	0.00	0.00
		KAR	3600.00	3600.00	3400.00	0.00	5.88
		BNU	2100.00	2100.00	2100.00	0.00	0.00
0294204. WOOL PAK.MEDIUM YELLOW	40 KG.	LAH	1175.00	1175.00	1175.00	0.00	0.00
		MUL	850.00	850.00	1300.00	0.00	-34.62
		KAR	3275.00	3275.00	3100.00	0.00	5.65
		BNU	1850.00	1850.00	1850.00	0.00	0.00

Contd.

7.10 Intercity Wholesale Prices of Selected Commodities

Group/Commodity/Item Specification	Unit	City	Prices (Rs.)			% Change in Sept., 2016 Over	
			Sept.,2016	Aug., 2016	Sept.,2015	Aug., 2016	Sept., 2015
0294205. WOOL COLOURED LIGHT	40 KG.	LAH	925.00	925.00	925.00	0.00	0.00
		MUL	550.00	550.00	750.00	0.00	-26.67
		KAR	2700.00	2700.00	2500.00	0.00	8.00
		BNU	1600.00	1600.00	1600.00	0.00	0.00
0294206. WOOL COLOURED DARK	40 KG.	LAH	825.00	825.00	825.00	0.00	0.00
		MUL	375.00	375.00	550.00	0.00	-31.82
		KAR	2500.00	2500.00	2300.00	0.00	8.70
		BNU	1500.00	1500.00	1500.00	0.00	0.00
021. Hides & Fur Skins, Raw							
0295101. HIDES WET SALTED COW MEDIUM	EACH	LAH	2800.00	2800.00	2300.00	0.00	21.74
		RAW	1450.00	2150.00	2550.00	-32.56	-43.14
		MUL	1350.00	1450.00	2050.00	-6.90	-34.15
		SKT	1750.00	2250.00	3000.00	-22.22	-41.67
		KSR	2800.00	2800.00	2250.00	0.00	24.44
		KAR	4000.00	4000.00	4000.00	0.00	0.00
		HYD	3000.00	3000.00	3000.00	0.00	0.00
		BNU	1100.00	1700.00	1700.00	-35.29	-35.29
		QTA	3500.00	3500.00	3500.00	0.00	0.00
		0295102. HIDES WET SALTED BUFFALO MEDIUM	EACH	LAH	2450.00	2450.00	1900.00
RAW	1450.00			2150.00	2550.00	-32.56	-43.14
MUL	1900.00			2050.00	2850.00	-7.32	-33.33
SKT	2000.00			2250.00	3000.00	-11.11	-33.33
KSR	2400.00			2400.00	1800.00	0.00	33.33
KAR	2700.00			2700.00	2700.00	0.00	0.00
HYD	1850.00			1850.00	1850.00	0.00	0.00
BNU	1425.00			1900.00	1900.00	-25.00	-25.00
QTA	2400.00			2400.00	2400.00	0.00	0.00
0295103. HIDES WET SALTED CALF MEDIUM	EACH			LAH	2000.00	2000.00	1500.00
		RAW	1150.00	1750.00	2150.00	-34.29	-46.51
		MUL	750.00	850.00	950.00	-11.76	-21.05
		SKT	500.00	600.00	700.00	-16.67	-28.57
		KSR	2000.00	2000.00	1400.00	0.00	42.86
		KAR	3900.00	3900.00	3900.00	0.00	0.00
		HYD	2050.00	2050.00	2050.00	0.00	0.00
		BNU	750.00	900.00	900.00	-16.67	-16.67
		QTA	2300.00	2300.00	2300.00	0.00	0.00
		0295301. SHEEP SKIN MEDIUM	100	RAW	21500.00	25500.00	29500.00
MUL	11500.00			12500.00	17000.00	-8.00	-32.35
KSR	22000.00			22000.00	22000.00	0.00	0.00
KAR	42500.00			42500.00	42500.00	0.00	0.00
HYD	20500.00			20500.00	20500.00	0.00	0.00
PSH	15000.00			15000.00	38000.00	0.00	-60.53
QTA	50000.00			50000.00	50000.00	0.00	0.00
0295302. SHEEP SKIN LARGE	100	LAH	39000.00	39000.00	39000.00	0.00	0.00
		RAW	24500.00	31500.00	35500.00	-22.22	-30.99
		MUL	19500.00	21000.00	22000.00	-7.14	-11.36
		KSR	30500.00	30500.00	30500.00	0.00	0.00
		KAR	55500.00	55500.00	55500.00	0.00	0.00
		HYD	31500.00	31500.00	31500.00	0.00	0.00
		PSH	20000.00	20000.00	52000.00	0.00	-61.54
0295401. GOAT SKIN LARGE	100	QTA	55000.00	55000.00	55000.00	0.00	0.00
		LAH	40000.00	40000.00	40000.00	0.00	0.00
		RAW	23500.00	30500.00	34500.00	-22.95	-31.88
		KSR	37000.00	37000.00	37000.00	0.00	0.00
		KAR	37500.00	37500.00	37500.00	0.00	0.00
		HYD	36500.00	36500.00	36500.00	0.00	0.00
PSH	20000.00	20000.00	35000.00	0.00	-42.86		

Contd.

7.10 Intercity Wholesale Prices of Selected Commodities

Group/Commodity/Item Specification	Unit	City	Prices (Rs.)			% Change in Sept., 2016 Over			
			Sept.,2016	Aug., 2016	Sept.,2015	Aug., 2016	Sept., 2015		
0295402. GOAT SKIN EXTRA LARGE	100	QTA	43500.00	43500.00	43500.00	0.00	0.00		
		LAH	50000.00	50000.00	50000.00	0.00	0.00		
		RAW	25500.00	32500.00	35500.00	-21.54	-28.17		
		MUL	39000.00	41000.00	37500.00	-4.88	4.00		
		KSR	45000.00	45000.00	45000.00	0.00	0.00		
		KAR	49250.00	49250.00	49250.00	0.00	0.00		
		HYD	36750.00	36750.00	36750.00	0.00	0.00		
0295403. GOAT SKIN MEDIUM	100	PSH	26000.00	26000.00	36000.00	0.00	-27.78		
		QTA	52500.00	52500.00	52500.00	0.00	0.00		
		LAH	29000.00	29000.00	29000.00	0.00	0.00		
		RAW	22250.00	26500.00	29750.00	-16.04	-25.21		
		MUL	16500.00	19000.00	19000.00	-13.16	-13.16		
		SKT	19000.00	30000.00	35000.00	-36.67	-45.71		
		KSR	24500.00	24500.00	24500.00	0.00	0.00		
0295404. GOAT SKIN SMALL	100	KAR	24500.00	24500.00	24500.00	0.00	0.00		
		PSH	20000.00	20000.00	28000.00	0.00	-28.57		
		QTA	37500.00	37500.00	37500.00	0.00	0.00		
		LAH	21000.00	21000.00	21000.00	0.00	0.00		
		RAW	21500.00	25500.00	28750.00	-15.69	-25.22		
		SKT	15000.00	10000.00	15000.00	50.00	0.00		
		KSR	18500.00	18500.00	18500.00	0.00	0.00		
022. Fuel Wood in Logs	40 KG.	KAR	26500.00	26500.00	26500.00	0.00	0.00		
		PSH	15000.00	15000.00	20000.00	0.00	-25.00		
		QTA	27000.00	27000.00	27000.00	0.00	0.00		
		0313001. FIRE WOOD MIXED DRY	40 KG.	LAH	655.00	655.00	690.00	0.00	-5.07
		FAS		380.00	380.00	380.00	0.00	0.00	
		RAW		650.00	650.00	650.00	0.00	0.00	
		MUL		490.00	490.00	490.00	0.00	0.00	
GJT	470.00	470.00		470.00	0.00	0.00			
KAR	600.00	600.00		562.50	0.00	6.67			
HYD	400.00	400.00		350.00	0.00	14.29			
023. Fish Live Fresh or Chilled	40 KG.	SKR	375.00	375.00	375.00	0.00	0.00		
		LKR	400.00	400.00	400.00	0.00	0.00		
		PSH	675.00	675.00	675.00	0.00	0.00		
		MNG	500.00	500.00	500.00	0.00	0.00		
		QTA	465.00	465.00	465.00	0.00	0.00		
		0411901. FISH RAHU RIVER	40 KG.	LAH	8900.00	8900.00	9850.00	0.00	-9.64
		RAW		6450.00	6450.00	6225.00	0.00	3.61	
MUL	6750.00	7500.00		7450.00	-10.00	-9.40			
HYD	8000.00	8000.00		7500.00	0.00	6.67			
SKR	9850.00	9850.00		10500.00	0.00	-6.19			
0411902. FISH RAHU SEA	40 KG.	PSH	8000.00	8000.00	7400.00	0.00	8.11		
0411903. FISH SURMAI (SEA)	40 KG.	KAR	8700.00	9550.00	5060.00	-8.90	71.94		
2. Ores/Minerals, Elec., Gas & Water	MT.	LAH	14580.00	14700.00	11200.00	-0.82	30.18		
			024. Coal not Agglomerated	MT.	1101001. COAL	9750.00	9750.00	15000.00	0.00
025. Natural Gas Liquified	MMBTU	KAR	1202001. SUI GAS GENERAL INDUSRIAL USE		600.00	600.00	600.00	0.00	0.00
			1202002. LPG	KG.	LAH	69.70	69.70	74.75	0.00
RAW	94.50	80.50	93.00		17.39	1.61			
KAR	90.00	70.00	80.00		28.57	12.50			
PSH	90.00	90.00	100.00		0.00	-10.00			
QTA	100.00	100.00	100.00		0.00	0.00			
1202003. CNG	KG.	KAR	67.50	67.50	67.50	0.00	0.00		

Contd.

7.10 Intercity Wholesale Prices of Selected Commodities

Group/Commodity/Item Specification	Unit	City	Prices (Rs.)			% Change in Sept., 2016 Over	
			Sept.,2016	Aug., 2016	Sept.,2015	Aug., 2016	Sept., 2015
026. Salt & Pure Sodium Chloride							
1620001. SALT CRUSHED LAHORI	40 KG.	LAH	195.00	195.00	195.00	0.00	0.00
		RAW	395.00	395.00	365.00	0.00	8.22
		MUL	280.00	280.00	280.00	0.00	0.00
		GJT	240.00	240.00	240.00	0.00	0.00
		KAR	350.00	350.00	350.00	0.00	0.00
		SKR	275.00	275.00	275.00	0.00	0.00
		PSH	200.00	200.00	200.00	0.00	0.00
1620002. SEA SALT	40 KG.	LAH	195.00	195.00	195.00	0.00	0.00
		FAS	400.00	400.00	400.00	0.00	0.00
		KAR	122.50	122.50	122.50	0.00	0.00
		HYD	150.00	150.00	150.00	0.00	0.00
		NWB	300.00	300.00	300.00	0.00	0.00
027. Electrical Energy							
1710011. ELECTRICITY TARRIF B1	KWH.	KAR	15.34	15.34	15.34	0.00	0.00
1710012. ELECTRICITY TARRIF B2	KWH.	KAR	15.15	15.15	15.15	0.00	0.00
1710013. ELECTRICITY TARRIF B3	KWH.	KAR	15.52	15.52	15.52	0.00	0.00
1710014. ELECTRICITY TARRIF B4	KWH.	KAR	15.46	15.46	15.46	0.00	0.00
1710021. ELECTRICITY TARIFF-D1	KWH.	KAR	10.09	10.09	11.01	0.00	-8.36
1710022. ELECTRICITY TARIFF-D2	KWH.	KAR	11.70	11.70	11.70	0.00	0.00
3. Food,Beverages,Tobacco,Textiles,Leather							
3a) Food Products, Beverages & Tobacco							
028. Meat of Animals							
2111101. BEEF	40 KG.	LAH	11700.00	11700.00	11700.00	0.00	0.00
		FAS	10200.00	10200.00	9300.00	0.00	9.68
		RAW	8950.00	8950.00	8950.00	0.00	0.00
		MUL	9650.00	9650.00	9300.00	0.00	3.76
		SAR	11250.00	10250.00	10200.00	9.76	10.29
		GJT	11200.00	11200.00	10000.00	0.00	12.00
		KAR	11400.00	11400.00	10800.00	0.00	5.56
		HYD	10050.00	10050.00	10050.00	0.00	0.00
		PSH	10800.00	10800.00	11000.00	0.00	-1.82
		MNG	10800.00	10800.00	10000.00	0.00	8.00
		QTA	15000.00	15000.00	15000.00	0.00	0.00
2111601. MUTTON	40 KG.	LAH	28000.00	28000.00	26625.00	0.00	5.16
		FAS	24000.00	24000.00	19750.00	0.00	21.52
		RAW	26900.00	26900.00	25750.00	0.00	4.47
		MUL	23500.00	23500.00	20600.00	0.00	14.08
		KAR	22200.00	22200.00	21600.00	0.00	2.78
		HYD	21500.00	21500.00	21200.00	0.00	1.42
		PSH	24400.00	24400.00	24700.00	0.00	-1.21
		MNG	20000.00	20000.00	16000.00	0.00	25.00
		QTA	25600.00	23600.00	23200.00	8.47	10.34
029. Vegetables & Fruit Juice							
2133101. TOMATO KETCHUP 300 GM.	DOZ.	LAH	900.00	900.00	900.00	0.00	0.00
		FAS	892.20	892.20	892.20	0.00	0.00
		RAW	1045.00	1025.00	1025.00	1.95	1.95
		MUL	1037.40	1037.40	970.00	0.00	6.95
		GJT	920.00	920.00	920.00	0.00	0.00
		KAR	780.00	780.00	780.00	0.00	0.00
		HYD	780.00	724.00	724.00	7.73	7.73
		SKR	936.72	936.72	936.72	0.00	0.00
		MPK	772.00	772.00	772.00	0.00	0.00
		PSH	1140.00	1140.00	1080.00	0.00	5.56
		MNG	1030.00	1030.00	980.00	0.00	5.10
		QTA	828.00	828.00	828.00	0.00	0.00

Contd.

7.10 Intercity Wholesale Prices of Selected Commodities

Group/Commodity/Item Specification	Unit	City	Prices (Rs.)			% Change in Sept., 2016 Over			
			Sept.,2016	Aug., 2016	Sept.,2015	Aug., 2016	Sept., 2015		
2133901. CHILLES & LIME PKL.IN OIL 340 G.	DOZ.	LAH	1100.00	1100.00	1017.00	0.00	8.16		
		RAW	1152.50	1137.50	1137.50	1.32	1.32		
		KAR	1380.00	1380.00	1092.00	0.00	26.37		
		MPK	992.76	992.76	992.76	0.00	0.00		
		PSH	1100.00	1100.00	1080.00	0.00	1.85		
		QTA	938.00	938.00	938.00	0.00	0.00		
030. Dried Fruits & Nuts									
2141101. KISHMISH(RAISIN) AVG. QLTY.	40 KG.	LAH	9900.00	9900.00	9900.00	0.00	0.00		
		RAW	8100.00	8100.00	8100.00	0.00	0.00		
		MUL	6800.00	6800.00	11750.00	0.00	-42.13		
		KAR	10500.00	10500.00	10200.00	0.00	2.94		
		HYD	9400.00	9400.00	9400.00	0.00	0.00		
		MPK	10000.00	10000.00	12000.00	0.00	-16.67		
		PSH	6400.00	6400.00	5450.00	0.00	17.43		
		BNU	8900.00	8900.00	8900.00	0.00	0.00		
		QTA	5100.00	5100.00	5100.00	0.00	0.00		
				LAH	5250.00	5250.00	5250.00	0.00	0.00
2141301. GROUND NUT WITH SHELL AVG. QLTY.	40 KG.	RAW	4650.00	4650.00	3975.00	0.00	16.98		
		MUL	5150.00	5150.00	3900.00	0.00	32.05		
		KAR	6500.00	6500.00	6900.00	0.00	-5.80		
		HYD	4500.00	4500.00	4300.00	0.00	4.65		
		MPK	4300.00	4300.00	4300.00	0.00	0.00		
		PSH	5600.00	5600.00	5600.00	0.00	0.00		
		QTA	7500.00	7500.00	3850.00	0.00	94.81		
031. Fruit Juices									
2142901. ROOHAFZA(SHARBAT)	DOZ.	LAH	1700.00	1700.00	1620.00	0.00	4.94		
		FAS	1810.00	1810.00	1660.00	0.00	9.04		
		RAW	1825.00	1825.00	1685.00	0.00	8.31		
		MUL	1770.00	1770.00	1650.00	0.00	7.27		
		GUJ	1800.00	1800.00	1700.00	0.00	5.88		
		BPR	1800.00	1800.00	1680.00	0.00	7.14		
		GJT	1800.00	1800.00	1650.00	0.00	9.09		
		KAR	1776.00	1776.00	1704.00	0.00	4.23		
		HYD	1775.00	1680.00	1680.00	5.65	5.65		
		SKR	1720.00	1720.00	1620.00	0.00	6.17		
		LRK	1750.00	1750.00	1690.00	0.00	3.55		
		PSH	1740.00	1740.00	1680.00	0.00	3.57		
		BNU	1710.00	1710.00	1710.00	0.00	0.00		
		MNG	1800.00	1800.00	1675.00	0.00	7.46		
		QTA	1980.00	1980.00	1836.00	0.00	7.84		
				LAH	1780.00	1780.00	1766.00	0.00	0.79
		2142902. JAM-E-SHREEN	DOZ.	FAS	1770.00	1770.00	1660.00	0.00	6.63
				RAW	1810.00	1810.00	1695.00	0.00	6.78
				MUL	1680.00	1680.00	1650.00	0.00	1.82
GUJ	1700.00			1700.00	1650.00	0.00	3.03		
BPR	1800.00			1800.00	1670.00	0.00	7.78		
KAR	1824.00			1824.00	1776.00	0.00	2.70		
HYD	1800.00			1800.00	1680.00	0.00	7.14		
SKR	1720.00			1720.00	1620.00	0.00	6.17		
PSH	1680.00			1680.00	1670.00	0.00	0.60		
BNU	1650.00			1650.00	1650.00	0.00	0.00		
MNG	1800.00			1800.00	1670.00	0.00	7.78		
				LAH	190.00	190.00	190.00	0.00	0.00
2142903. FRUIT JUICE TETRA PACK	DOZ.			FAS	162.50	162.50	157.50	0.00	3.17
		RAW	157.50	157.50	157.50	0.00	0.00		
		MUL	135.00	135.00	135.00	0.00	0.00		
		KAR	168.00	168.00	136.00	0.00	23.53		

Contd.

7.10 Intercity Wholesale Prices of Selected Commodities

Group/Commodity/Item Specification	Unit	City	Prices (Rs.)			% Change in Sept., 2016 Over	
			Sept.,2016	Aug., 2016	Sept.,2015	Aug., 2016	Sept., 2015
		HYD	170.00	150.00	165.00	13.33	3.03
		SKR	180.00	180.00	180.00	0.00	0.00
		PSH	130.00	130.00	120.00	0.00	8.33
		QTA	110.00	110.00	110.00	0.00	0.00
2142904. LEMON/ORANGE SQUASH MITCHELS(730ML)	DOZ.	LAH	1540.00	1540.00	1540.00	0.00	0.00
		FAS	1587.00	1587.00	1560.00	0.00	1.73
		RAW	1710.00	1710.00	1710.00	0.00	0.00
		MUL	1767.60	1767.60	1685.00	0.00	4.90
		KAR	1788.00	1788.00	1705.00	0.00	4.87
		HYD	1775.00	1680.00	1680.00	5.65	5.65
		PSH	1800.00	1800.00	1500.00	0.00	20.00
2142905. MUREEY BREWERY (TOPS)	DOZ.	LAH	495.00	495.00	495.00	0.00	0.00
		RAW	1125.00	1125.00	1125.00	0.00	0.00
		KSR	435.00	435.00	435.00	0.00	0.00
2149201. APL/MNG/ORG/MIX. FRUIT JAM 450 G.	DOZ.	LAH	1455.00	1455.00	1455.00	0.00	0.00
		RAW	1390.00	1390.00	1490.00	0.00	-6.71
		KAR	1260.00	1260.00	1260.00	0.00	0.00
		MPK	1183.00	1183.00	1183.00	0.00	0.00
		PSH	1410.00	1410.00	1410.00	0.00	0.00
		QTA	1320.00	1320.00	1320.00	0.00	0.00
2149202. MANGO/MIXED PICKLE IN OIL 340 G.	DOZ.	LAH	1120.00	1120.00	1080.00	0.00	3.70
		RAW	1137.50	1137.50	1137.50	0.00	0.00
		KAR	1380.00	1380.00	1092.00	0.00	26.37
		MPK	992.76	992.76	992.76	0.00	0.00
		PSH	1320.00	1320.00	1320.00	0.00	0.00
		QTA	936.00	936.00	936.00	0.00	0.00
032. Vegetable Oils Refined							
2154101. SOYABEAN COOKING OIL TIN	5 LTR.	LAH	815.00	815.00	800.00	0.00	1.88
		FAS	820.00	820.00	800.00	0.00	2.50
		RAW	825.00	820.00	810.00	0.61	1.85
		MUL	850.00	850.00	850.00	0.00	0.00
		KAR	742.50	742.50	742.50	0.00	0.00
		HYD	880.00	880.00	880.00	0.00	0.00
		SKR	840.00	840.00	840.00	0.00	0.00
		MPK	970.00	970.00	970.00	0.00	0.00
		PSH	830.00	830.00	900.00	0.00	-7.78
		BNU	970.00	970.00	970.00	0.00	0.00
		QTA	840.00	840.00	840.00	0.00	0.00
2154301. SUN FLOWER COOKING OIL	5 LTR.	LAH	815.00	815.00	800.00	0.00	1.88
		FAS	770.00	770.00	750.00	0.00	2.67
		RAW	825.00	820.00	810.00	0.61	1.85
		MUL	778.85	778.85	778.85	0.00	0.00
		GJT	790.00	790.00	790.00	0.00	0.00
		KAR	742.50	742.50	742.50	0.00	0.00
		HYD	870.00	870.00	800.00	0.00	8.75
		SKR	840.00	840.00	840.00	0.00	0.00
		PSH	860.00	860.00	900.00	0.00	-4.44
		MNG	850.00	820.00	840.00	3.66	1.19
		QTA	900.00	900.00	900.00	0.00	0.00
2154401. MUSTARD & RAPE SEED OIL.	40 KG.	LAH	5550.00	5550.00	5550.00	0.00	0.00
		RAW	6750.00	6750.00	6750.00	0.00	0.00
		MUL	4750.00	4750.00	4950.00	0.00	-4.04
		KSR	5525.00	5525.00	5525.00	0.00	0.00
		KAR	6100.00	6100.00	6100.00	0.00	0.00
		HYD	4600.00	4600.00	4800.00	0.00	-4.17
		MPK	4700.00	4600.00	4850.00	2.17	-3.09
		PSH	6750.00	6750.00	6775.00	0.00	-0.37

Contd.

7.10 Intercity Wholesale Prices of Selected Commodities

Group/Commodity/Item Specification	Unit	City	Prices (Rs.)			% Change in Sept., 2016 Over			
			Sept.,2016	Aug., 2016	Sept.,2015	Aug., 2016	Sept., 2015		
2154801. COTTON SEED OIL	40 KG.	BNU	6200.00	6200.00	6200.00	0.00	0.00		
		QTA	6000.00	6000.00	6000.00	0.00	0.00		
		LAH	5625.00	5625.00	5625.00	0.00	0.00		
		MUL	4050.00	4050.00	3650.00	0.00	10.96		
		GUJ	5200.00	5200.00	5200.00	0.00	0.00		
		SAR	4324.00	4324.00	4375.00	0.00	-1.17		
		KAR	5605.00	5605.00	5605.00	0.00	0.00		
		HYD	4300.00	4200.00	3550.00	2.38	21.13		
		SKR	3920.00	3920.00	4080.00	0.00	-3.92		
		NWB	6000.00	6000.00	6000.00	0.00	0.00		
		PSH	4800.00	4800.00	5500.00	0.00	-12.73		
2154901. RAFHAN CORN OIL	2.00 LT	LAH	650.00	650.00	650.00	0.00	0.00		
		FAS	690.00	690.00	690.00	0.00	0.00		
		RAW	690.00	680.00	537.50	1.47	28.37		
		MUL	703.00	703.00	703.00	0.00	0.00		
		KAR	695.00	695.00	685.00	0.00	1.46		
		HYD	710.00	710.00	730.00	0.00	-2.74		
		MPK	704.00	704.00	630.00	0.00	11.75		
		PSH	710.00	710.00	703.00	0.00	1.00		
		MNG	730.00	730.00	630.00	0.00	15.87		
		QTA	730.00	730.00	730.00	0.00	0.00		
		033. Vegetable Ghee							
2159001. VEGETABLE GHEE(16 KG TIN)	EACH	LAH	2200.00	2080.00	2100.00	5.77	4.76		
		RAW	2290.00	2245.00	2135.00	2.00	7.26		
		MUL	2290.00	2180.00	2240.00	5.05	2.23		
		SKT	2070.00	2070.00	2150.00	0.00	-3.72		
		KAR	2420.00	2240.00	2085.00	8.04	16.07		
		SKR	1830.00	1830.00	1770.00	0.00	3.39		
		MPK	2150.00	2000.00	1720.00	7.50	25.00		
		PSH	2300.00	2300.00	2330.00	0.00	-1.29		
		MNG	2370.00	2285.00	2180.00	3.72	8.72		
		QTA	2325.00	2325.00	2325.00	0.00	0.00		
		2159002. VEGETABLE GHEE(DALDA/TULO/HABIB/SHA	05 KG.	LAH	830.00	830.00	870.00	0.00	-4.60
				FAS	825.00	825.00	785.00	0.00	5.10
				RAW	825.00	820.00	810.00	0.61	1.85
				MUL	845.00	845.00	845.00	0.00	0.00
SAR	870.00			870.00	865.00	0.00	0.58		
GJT	845.00			845.00	845.00	0.00	0.00		
KAR	840.00			840.00	810.00	0.00	3.70		
HYD	875.00			875.00	875.00	0.00	0.00		
SKR	780.00			780.00	720.00	0.00	8.33		
PSH	830.00			830.00	835.00	0.00	-0.60		
QTA	830.00	830.00	830.00	0.00	0.00				
034. Oil Cakes									
2171001. COTTON SEED OIL CAKES	40 KG.	LAH	1675.00	1675.00	1525.00	0.00	9.84		
		FAS	1850.00	1925.00	1300.00	-3.90	42.31		
		MUL	1600.00	1725.00	1335.00	-7.25	19.85		
		SAR	1785.00	1785.00	1214.00	0.00	47.03		
		BPR	1725.00	1925.00	1425.00	-10.39	21.05		
		HYD	1750.00	1736.00	1400.00	0.81	25.00		
		SKR	1640.00	1640.00	1200.00	0.00	36.67		
		MPK	1520.00	1714.00	1140.00	-11.32	33.33		
		PSH	1860.00	1860.00	1550.00	0.00	20.00		
		QTA	1250.00	1250.00	925.00	0.00	35.14		
		2171002. MUSTARD & RAPSEED OIL CAKES	40 KG.	LAH	1350.00	1350.00	1250.00	0.00	8.00
				FAS	1200.00	1225.00	1100.00	-2.04	9.09
				MUL	1175.00	1175.00	1075.00	0.00	9.30

Contd.

7.10 Intercity Wholesale Prices of Selected Commodities

Group/Commodity/Item Specification	Unit	City	Prices (Rs.)			% Change in Sept., 2016 Over	
			Sept.,2016	Aug., 2016	Sept.,2015	Aug., 2016	Sept., 2015
		SAR	1175.00	1175.00	975.00	0.00	20.51
		BPR	1225.00	1225.00	1075.00	0.00	13.95
		HYD	1270.00	1200.00	1175.00	5.83	8.09
		SKR	1350.00	1350.00	1350.00	0.00	0.00
		MPK	1200.00	1250.00	1000.00	-4.00	20.00
		PSH	1800.00	1800.00	1480.00	0.00	21.62
		QTA	950.00	950.00	950.00	0.00	0.00
035. Processed Liquid Milk							
2211002. MILK PAK/HALEEB/NESTLE (LITRE)	DOZ.	LAH	1360.00	1290.00	1300.00	5.43	4.62
		FAS	1235.00	1235.00	1182.50	0.00	4.44
		RAW	1255.00	1255.00	1195.00	0.00	5.02
		KAR	1250.00	1250.00	1250.00	0.00	0.00
		HYD	1250.00	1200.00	1125.00	4.17	11.11
		SKR	1140.00	1140.00	1140.00	0.00	0.00
		PSH	1240.00	1240.00	1300.00	0.00	-4.62
		MNG	1370.00	1300.00	1260.00	5.38	8.73
036. Milk & Cream in Solid Form							
2221101. POWD.MILK EVERYDAY(NESTLE)1KG.	EACH	LAH	660.00	660.00	645.00	0.00	2.33
		RAW	632.50	632.50	620.00	0.00	2.02
		MUL	671.32	671.32	648.16	0.00	3.57
		KAR	662.50	662.50	647.50	0.00	2.32
		HYD	680.00	680.00	650.00	0.00	4.62
		SKR	650.00	650.00	650.00	0.00	0.00
		PSH	650.00	650.00	650.00	0.00	0.00
		BNU	680.00	680.00	650.00	0.00	4.62
		QTA	680.00	680.00	680.00	0.00	0.00
2221201. POWDERED MILK(SKIMMED)/BAG 25 KG.	EACH	LAH	11750.00	11750.00	11750.00	0.00	0.00
		RAW	12350.00	12350.00	11775.00	0.00	4.88
		MUL	8900.00	9100.00	9800.00	-2.20	-9.18
		KAR	10750.00	10750.00	10500.00	0.00	2.38
		PSH	8600.00	8600.00	8600.00	0.00	0.00
		QTA	12500.00	12500.00	12500.00	0.00	0.00
2221202. POWDERED MILK NIDO (1 KG. POLY BA	EACH	LAH	700.00	700.00	700.00	0.00	0.00
		RAW	738.00	738.00	738.00	0.00	0.00
		GUJ	738.00	738.00	738.00	0.00	0.00
		KAR	732.50	732.50	697.50	0.00	5.02
		HYD	857.14	833.33	772.22	2.86	11.00
		PSH	774.00	774.00	700.00	0.00	10.57
037. Ice Cream							
2227001. ICE CREAM POLKA/WALLS	DOZ.	LAH	400.00	400.00	324.00	0.00	23.46
		RAW	442.50	442.50	442.50	0.00	0.00
		KAR	288.00	288.00	264.00	0.00	9.09
		HYD	432.00	432.00	432.00	0.00	0.00
		SKR	240.00	240.00	240.00	0.00	0.00
		QTA	456.00	456.00	384.00	0.00	18.75
038. Dairy Products N.E.C							
2229001. MILO(200 GM. PACK) NESTLE	EACH	LAH	198.00	198.00	198.00	0.00	0.00
		FAS	175.00	175.00	175.00	0.00	0.00
		RAW	172.50	172.50	172.50	0.00	0.00
		MUL	140.00	140.00	140.00	0.00	0.00
		KAR	190.00	190.00	174.00	0.00	9.20
		HYD	195.00	195.00	195.00	0.00	0.00
		MPK	180.00	180.00	180.00	0.00	0.00
		PSH	190.00	190.00	155.00	0.00	22.58
		MNG	175.00	175.00	175.00	0.00	0.00
		QTA	160.00	160.00	160.00	0.00	0.00

Contd.

7.10 Intercity Wholesale Prices of Selected Commodities

Group/Commodity/Item Specification	Unit	City	Prices (Rs.)			% Change in Sept., 2016 Over	
			Sept.,2016	Aug., 2016	Sept.,2015	Aug., 2016	Sept., 2015
2229002. LACTOGEN(SOFT PACK 400 GM)	EACH	LAH	390.00	390.00	385.00	0.00	1.30
		FAS	395.83	395.83	405.00	0.00	-2.26
		RAW	405.00	405.00	405.00	0.00	0.00
		MUL	407.50	402.79	402.79	1.17	1.17
		KAR	400.00	400.00	400.00	0.00	0.00
		HYD	405.00	405.00	405.00	0.00	0.00
		MPK	408.00	405.00	400.00	0.74	2.00
		PSH	394.00	394.00	397.00	0.00	-0.76
		QTA	395.00	395.00	395.00	0.00	0.00
039. Wheat Flour							
2311001. WHEAT FLOUR SUP. QLTY.	80 KG.	LAH	3565.00	3565.00	3290.00	0.00	8.36
		FAS	2800.00	2800.00	2960.00	0.00	-5.41
		RAW	3540.00	3540.00	3667.50	0.00	-3.48
		MUL	2825.00	2925.00	2925.00	-3.42	-3.42
		GUJ	2800.00	3000.00	3000.00	-6.67	-6.67
		SAR	2960.00	2960.00	2960.00	0.00	0.00
		SKT	3800.00	3800.00	3800.00	0.00	0.00
		GJT	3000.00	3000.00	3080.00	0.00	-2.60
		KAR	2960.00	2960.00	2885.00	0.00	2.60
		HYD	3520.00	3520.00	3400.00	0.00	3.53
		SKR	2880.00	2960.00	2880.00	-2.70	0.00
		LRK	2900.00	3200.00	3040.00	-9.38	-4.61
		PSH	3300.00	3300.00	3280.00	0.00	0.61
		QTA	3920.00	3920.00	3080.00	0.00	27.27
		2311002. WHEAT FLOUR AVG. QLTY	80 KG.	LAH	2960.00	2960.00	2975.00
FAS	2560.00			2560.00	2620.00	0.00	-2.29
RAW	2925.00			2900.00	2962.50	0.86	-1.27
MUL	2760.00			2810.00	2725.00	-1.78	1.28
SAH	2690.00			2690.00	2820.00	0.00	-4.61
SAR	2630.00			2630.00	2660.00	0.00	-1.13
BPR	2760.00			2720.00	2880.00	1.47	-4.17
GJT	2700.00			2700.00	2980.00	0.00	-9.40
KAR	2800.00			2800.00	2740.00	0.00	2.19
HYD	3000.00			3000.00	3000.00	0.00	0.00
SKR	2850.00			2880.00	2840.00	-1.04	0.35
LRK	2700.00			2800.00	2880.00	-3.57	-6.25
MPK	2840.00			2840.00	2600.00	0.00	9.23
PSH	3020.00			3020.00	2980.00	0.00	1.34
MNG	3000.00			2960.00	2960.00	1.35	1.35
QTA	3880.00	3880.00	3040.00	0.00	27.63		
2311003. WHEAT FLOUR/BAG OF 10 KG.	EACH	LAH	373.00	373.00	361.50	0.00	3.18
		FAS	337.50	337.50	350.00	0.00	-3.57
		RAW	372.50	368.25	375.00	1.15	-0.67
		MUL	340.00	350.00	345.00	-2.86	-1.45
		GUJ	340.00	340.00	360.00	0.00	-5.56
		SKT	360.00	360.00	370.00	0.00	-2.70
		BPR	355.00	350.00	360.00	1.43	-1.39
		GJT	340.00	340.00	370.00	0.00	-8.11
		KAR	386.50	386.50	392.50	0.00	-1.53
		HYD	390.00	390.00	405.00	0.00	-3.70
		SKR	355.00	360.00	360.00	-1.39	-1.39
		LRK	362.50	365.00	360.00	-0.68	0.69
		MPK	370.00	370.00	360.00	0.00	2.78
		NWB	350.00	350.00	370.00	0.00	-5.41
		PSH	350.00	350.00	367.50	0.00	-4.76
QTA	400.00	400.00	340.00	0.00	17.65		

Contd.

7.10 Intercity Wholesale Prices of Selected Commodities

Group/Commodity/Item Specification	Unit	City	Prices (Rs.)			% Change in Sept., 2016 Over	
			Sept.,2016	Aug., 2016	Sept.,2015	Aug., 2016	Sept., 2015
2311004. MAIDA AVG. QLTY.	80 KG.	LAH	3660.00	3660.00	3490.00	0.00	4.87
		FAS	3040.00	3088.00	3220.00	-1.55	-5.59
		RAW	3675.00	3675.00	3787.50	0.00	-2.97
		MUL	3130.00	3130.00	3100.00	0.00	0.97
		SAR	3200.00	3360.00	3355.00	-4.76	-4.62
		BPR	3425.00	3425.00	3550.00	0.00	-3.52
		GJT	3200.00	3200.00	3440.00	0.00	-6.98
		KAR	3040.00	3040.00	3240.00	0.00	-6.17
		HYD	3280.00	3280.00	3405.00	0.00	-3.67
		SKR	3500.00	3500.00	3300.00	0.00	6.06
		MPK	3520.00	3360.00	3520.00	4.76	0.00
		PSH	3510.00	3510.00	3360.00	0.00	4.46
		MNG	3670.00	3580.00	3680.00	2.51	-0.27
		QTA	4000.00	4000.00	4200.00	0.00	-4.76
2311005. SUJI	85 KG.	LAH	4260.00	4260.00	4175.00	0.00	2.04
		FAS	3230.00	3281.00	3465.00	-1.55	-6.78
		RAW	3700.00	3700.00	3812.50	0.00	-2.95
		MUL	3275.00	3275.00	3450.00	0.00	-5.07
		SAH	3604.00	3604.00	3400.00	0.00	6.00
		BPR	3550.00	3550.00	3600.00	0.00	-1.39
		GJT	3750.00	3400.00	3700.00	10.29	1.35
		KAR	3485.00	3485.00	3442.50	0.00	1.23
		HYD	3485.00	3485.00	3485.00	0.00	0.00
		SKR	3782.00	3782.00	3700.00	0.00	2.22
		MPK	3825.00	3650.00	3740.00	4.79	2.27
		PSH	3580.00	3580.00	3425.00	0.00	4.53
		QTA	4200.00	5200.00	4200.00	-19.23	0.00
		2311006. CERELAC WHEAT(400 GM.)	EACH	LAH	260.00	260.00	260.00
FAS	248.00			248.00	255.00	0.00	-2.75
RAW	289.00			289.00	289.00	0.00	0.00
MUL	258.00			252.79	252.79	2.06	2.06
KAR	257.00			257.00	198.00	0.00	29.80
HYD	260.00			260.00	260.00	0.00	0.00
MPK	255.00			255.00	245.00	0.00	4.08
PSH	250.00			250.00	243.00	0.00	2.88
MNG	325.00			325.00	243.00	0.00	33.74
QTA	245.00			245.00	245.00	0.00	0.00
040. Other Cereal Flour							
2312001. BESAN	85 KG.	LAH	11955.00	11955.00	8550.00	0.00	39.82
		FAS	11050.00	11500.00	8137.50	-3.91	35.79
		RAW	11150.00	11850.00	8812.50	-5.91	26.52
		MUL	11517.50	12250.00	7250.00	-5.98	58.86
		GUJ	10500.00	10500.00	8700.00	0.00	20.69
		SAR	11687.00	12750.00	8500.00	-8.34	37.49
		SKT	11900.00	11900.00	8925.00	0.00	33.33
		GJT	11657.00	12140.00	8650.00	-3.98	34.76
		KSR	11850.00	12255.00	8475.00	-3.30	39.82
		KAR	11900.00	12537.50	7522.50	-5.08	58.19
		HYD	13360.00	13770.00	8742.00	-2.98	52.83
		SKR	12750.00	12000.00	8075.00	6.25	57.89
		MPK	11900.00	14200.00	9350.00	-16.20	27.27
		PSH	11050.00	11050.00	7282.50	0.00	51.73
QTA	12400.00	11475.00	9640.00	8.06	28.63		
041. Sugar Refined							
2352001. SUGAR REFINED(BAG)	50 KG.	LAH	3470.00	3470.00	3150.00	0.00	10.16
		FAS	3390.00	3412.50	3080.00	-0.66	10.06
		RAW	3460.00	3460.00	3212.50	0.00	7.70

Contd.

7.10 Intercity Wholesale Prices of Selected Commodities

Group/Commodity/Item Specification	Unit	City	Prices (Rs.)			% Change in Sept., 2016 Over	
			Sept.,2016	Aug., 2016	Sept.,2015	Aug., 2016	Sept., 2015
		MUL	3380.00	3362.50	2925.00	0.52	15.56
		GUJ	3450.00	3450.00	3130.00	0.00	10.22
		SKT	3440.00	3240.00	3120.00	6.17	10.26
		GJT	3450.00	3430.00	3130.00	0.58	10.22
		KAR	3350.00	3350.00	2950.00	0.00	13.56
		HYD	3320.00	3350.00	3150.00	-0.90	5.40
		MPK	3300.00	3350.00	2910.00	-1.49	13.40
		PSH	3430.00	3440.00	3120.00	-0.29	9.94
		MNG	3475.00	3500.00	3150.00	-0.71	10.32
		QTA	3400.00	3400.00	3100.00	0.00	9.68
2352002. GUR AVG. QLTY.	40 KG.	LAH	3125.00	3050.00	3425.00	2.46	-8.76
		MUL	2900.00	2850.00	3150.00	1.75	-7.94
		SAR	2475.00	2450.00	2650.00	1.02	-6.60
		SKT	3600.00	3600.00	3600.00	0.00	0.00
		KSR	3425.00	2900.00	3250.00	18.10	5.38
		KAR	3160.00	3160.00	2880.00	0.00	9.72
		HYD	2650.00	2450.00	2400.00	8.16	10.42
		SKR	3250.00	3250.00	3200.00	0.00	1.56
		PSH	2800.00	2800.00	2740.00	0.00	2.19
		MNG	3600.00	3480.00	3280.00	3.45	9.76
		QTA	3200.00	3200.00	3000.00	0.00	6.67
042. Chocolate							
2366001. CHOCOLATE CANDY (NOW)	DOZ.	LAH	52.00	52.00	52.00	0.00	0.00
		RAW	54.50	54.50	54.50	0.00	0.00
		BPR	55.00	55.00	55.00	0.00	0.00
		KSR	52.00	52.00	52.00	0.00	0.00
		KAR	52.00	52.00	52.00	0.00	0.00
		PSH	52.00	52.00	58.00	0.00	-10.34
		QTA	54.00	54.00	54.00	0.00	0.00
043. Sugar Confectionary							
2367001. TOFFEE (HILAL)	DOZ.	LAH	10.00	10.00	10.00	0.00	0.00
		RAW	20.00	20.00	20.00	0.00	0.00
		GUJ	10.90	10.90	10.90	0.00	0.00
		SKT	10.00	10.00	10.00	0.00	0.00
		BPR	10.97	10.97	10.97	0.00	0.00
		KSR	10.00	10.00	10.00	0.00	0.00
		KAR	10.00	10.00	10.00	0.00	0.00
		HYD	10.00	10.00	10.00	0.00	0.00
		LRK	15.00	15.00	15.00	0.00	0.00
		PSH	15.00	15.00	15.00	0.00	0.00
		QTA	10.00	10.00	10.00	0.00	0.00
044. Coffee & Tea							
2391301. TEA LIPTON YELLOW LABEL 200 G.PKT	06 PKT.	LAH	895.00	895.00	1003.00	0.00	-10.77
		FAS	863.15	857.89	973.68	0.61	-11.35
		RAW	897.50	897.50	995.00	0.00	-9.80
		MUL	852.00	852.00	960.00	0.00	-11.25
		SKT	884.21	884.21	1023.00	0.00	-13.57
		KAR	900.00	900.00	975.00	0.00	-7.69
		HYD	891.47	891.47	1010.52	0.00	-11.78
		SKR	891.48	891.48	957.60	0.00	-6.90
		PSH	864.00	864.00	957.00	0.00	-9.72
		MNG	840.00	840.00	870.00	0.00	-3.45
		QTA	935.34	935.34	1050.00	0.00	-10.92
2391302. TEA SUPREME 200 G. PKT.	06 PKT.	LAH	788.00	788.00	884.00	0.00	-10.86
		FAS	757.89	752.63	857.89	0.70	-11.66
		RAW	762.50	762.50	822.50	0.00	-7.29
		MUL	750.00	750.00	844.00	0.00	-11.14

Contd.

7.10 Intercity Wholesale Prices of Selected Commodities

Group/Commodity/Item Specification	Unit	City	Prices (Rs.)			% Change in Sept., 2016 Over	
			Sept.,2016	Aug., 2016	Sept.,2015	Aug., 2016	Sept., 2015
		SKT	789.47	789.47	789.47	0.00	0.00
		KAR	821.00	821.00	872.00	0.00	-5.85
		HYD	793.00	793.00	934.73	0.00	-15.16
		SKR	786.00	786.00	797.55	0.00	-1.45
		PSH	860.00	860.00	855.00	0.00	0.58
		MNG	810.00	810.00	840.00	0.00	-3.57
		QTA	760.00	760.00	760.00	0.00	0.00
2391303. TEA LOOSE	KG.	LAH	422.50	422.50	432.50	0.00	-2.31
		FAS	500.00	500.00	522.50	0.00	-4.31
		RAW	645.00	645.00	625.00	0.00	3.20
		MUL	490.00	490.00	525.00	0.00	-6.67
		SKT	500.00	500.00	500.00	0.00	0.00
		GJT	550.00	550.00	550.00	0.00	0.00
		KAR	440.00	440.00	595.00	0.00	-26.05
		HYD	580.00	580.00	600.00	0.00	-3.33
		SKR	475.00	475.00	465.00	0.00	2.15
		MPK	510.00	510.00	380.00	0.00	34.21
		PSH	570.00	570.00	600.00	0.00	-5.00
		MNG	500.00	500.00	580.00	0.00	-13.79
		QTA	410.00	410.00	410.00	0.00	0.00
2391304. TEA TAPAL MIXTURE (200 G) PKT.	06 PKT	LAH	895.00	895.00	942.00	0.00	-4.99
		FAS	863.15	857.89	836.84	0.61	3.14
		RAW	872.50	872.50	812.50	0.00	7.38
		MUL	760.80	760.80	834.00	0.00	-8.78
		KAR	915.00	915.00	966.00	0.00	-5.28
		HYD	852.64	852.64	941.05	0.00	-9.39
		PSH	864.00	864.00	887.00	0.00	-2.59
		MNG	780.00	780.00	810.00	0.00	-3.70
		QTA	1074.00	1074.00	797.00	0.00	34.76
045. Spices							
2392101. BLACK PEPPER 50 G.PKT.(NATIONAL)	EACH	LAH	91.00	91.00	90.24	0.00	0.84
		RAW	91.50	91.50	88.00	0.00	3.98
		MUL	92.94	92.94	86.89	0.00	6.96
		SKT	86.89	86.89	86.89	0.00	0.00
		KAR	92.00	92.00	92.00	0.00	0.00
		HYD	105.00	105.00	96.00	0.00	9.38
		MPK	90.00	90.00	69.25	0.00	29.96
		PSH	91.00	91.00	87.00	0.00	4.60
		MNG	90.00	90.00	90.00	0.00	0.00
		QTA	86.00	86.00	86.00	0.00	0.00
2392201. RED CHILLIES(200 G PKT.NATIONAL)	EACH	LAH	95.00	95.00	95.00	0.00	0.00
		FAS	96.32	96.32	96.32	0.00	0.00
		RAW	96.50	96.50	96.50	0.00	0.00
		MUL	95.52	95.52	95.52	0.00	0.00
		SKT	95.52	95.52	95.52	0.00	0.00
		KAR	100.00	100.00	100.00	0.00	0.00
		HYD	105.00	105.00	105.00	0.00	0.00
		MPK	96.50	96.50	96.50	0.00	0.00
		PSH	92.00	92.00	92.00	0.00	0.00
		MNG	106.00	106.00	106.00	0.00	0.00
		QTA	92.00	92.00	92.00	0.00	0.00
2392402. CORRIANDER PWD.200 G. PKT.NAT.	EACH	LAH	87.96	87.96	87.96	0.00	0.00
		FAS	94.23	94.23	88.78	0.00	6.14
		RAW	91.50	91.50	91.50	0.00	0.00
		MUL	97.13	97.13	96.32	0.00	0.84
		SKT	70.78	70.78	70.78	0.00	0.00
		KAR	90.00	90.00	84.00	0.00	7.14

Contd.

7.10 Intercity Wholesale Prices of Selected Commodities

Group/Commodity/Item Specification	Unit	City	Prices (Rs.)			% Change in Sept., 2016 Over	
			Sept.,2016	Aug., 2016	Sept.,2015	Aug., 2016	Sept., 2015
		HYD	104.00	104.00	77.00	0.00	35.06
		MPK	68.41	68.41	68.41	0.00	0.00
		PSH	90.00	90.00	70.00	0.00	28.57
		MNG	104.00	104.00	70.00	0.00	48.57
		QTA	103.00	103.00	81.60	0.00	26.23
2392601. CLOVES	40 KG.	LAH	52500.00	52500.00	50500.00	0.00	3.96
		RAW	45800.00	45800.00	46750.00	0.00	-2.03
		MUL	41500.00	41500.00	46500.00	0.00	-10.75
		KAR	41500.00	41500.00	37500.00	0.00	10.67
		HYD	52000.00	55500.00	55500.00	-6.31	-6.31
		MPK	42000.00	42000.00	44000.00	0.00	-4.55
		PSH	52000.00	52000.00	60000.00	0.00	-13.33
		QTA	51000.00	51000.00	51000.00	0.00	0.00
046. Other Food Products							
2399401. VINEGAR SYNTHETIC (SIRKA)	DOZ.	LAH	780.00	780.00	720.00	0.00	8.33
		RAW	875.00	875.00	875.00	0.00	0.00
		KAR	545.00	545.00	545.00	0.00	0.00
		PSH	720.00	720.00	560.00	0.00	28.57
		QTA	900.00	900.00	900.00	0.00	0.00
2399901. TURMERIC POWDER(50 G.PKT.NATIONAL)	EACH	LAH	31.50	31.50	31.50	0.00	0.00
		FAS	31.96	31.96	31.96	0.00	0.00
		RAW	30.00	30.00	30.00	0.00	0.00
		MUL	31.69	31.69	31.69	0.00	0.00
		SKT	31.69	31.69	31.69	0.00	0.00
		KAR	34.00	34.00	34.00	0.00	0.00
		HYD	35.00	35.00	35.00	0.00	0.00
		SKR	31.71	31.71	31.71	0.00	0.00
		MPK	32.00	32.00	32.00	0.00	0.00
		PSH	31.20	31.20	31.20	0.00	0.00
		MNG	32.50	32.50	32.50	0.00	0.00
		QTA	30.00	30.00	30.00	0.00	0.00
047. Mineral Water							
2441001. MINERAL WATER NESTLE(1.5 LTR)	DOZ.	LAH	520.00	480.00	480.00	8.33	8.33
		FAS	450.00	450.00	440.00	0.00	2.27
		RAW	512.50	512.50	512.50	0.00	0.00
		MUL	530.00	530.00	508.00	0.00	4.33
		GUJ	450.00	450.00	450.00	0.00	0.00
		SKT	419.00	419.00	419.00	0.00	0.00
		KAR	499.00	499.00	456.00	0.00	9.43
		HYD	500.00	500.00	470.00	0.00	6.38
		SKR	480.00	480.00	480.00	0.00	0.00
		MPK	510.00	510.00	418.00	0.00	22.01
		PSH	480.00	480.00	443.00	0.00	8.35
		QTA	528.00	528.00	528.00	0.00	0.00
048. Beverages							
2449001. COCA COLA(CRATE OF 24 BOTTLES)	EACH	LAH	442.00	442.00	442.00	0.00	0.00
		FAS	445.00	445.00	445.00	0.00	0.00
		RAW	405.00	405.00	382.50	0.00	5.88
		MUL	403.00	403.00	403.00	0.00	0.00
		SKT	444.00	444.00	444.00	0.00	0.00
		GJT	444.00	444.00	444.00	0.00	0.00
		KAR	444.00	444.00	444.00	0.00	0.00
		HYD	444.00	444.00	444.00	0.00	0.00
		SKR	432.00	432.00	432.00	0.00	0.00
		MPK	390.00	390.00	390.00	0.00	0.00
		PSH	445.00	445.00	445.00	0.00	0.00
		BNU	475.00	475.00	475.00	0.00	0.00

Contd.

7.10 Intercity Wholesale Prices of Selected Commodities

Group/Commodity/Item Specification	Unit	City	Prices (Rs.)			% Change in Sept., 2016 Over			
			Sept.,2016	Aug., 2016	Sept.,2015	Aug., 2016	Sept., 2015		
2449002. SEVEN UP (CRATE OF 24 BOTTLES)	EACH	MNG	430.00	430.00	430.00	0.00	0.00		
		QTA	480.00	480.00	480.00	0.00	0.00		
		LAH	442.00	442.00	442.00	0.00	0.00		
		FAS	445.00	445.00	445.00	0.00	0.00		
		RAW	405.00	405.00	382.50	0.00	5.88		
		MUL	403.00	403.00	403.00	0.00	0.00		
		SKT	444.00	444.00	444.00	0.00	0.00		
		GJT	444.00	444.00	444.00	0.00	0.00		
		KAR	444.00	444.00	444.00	0.00	0.00		
		HYD	444.00	444.00	444.00	0.00	0.00		
		SKR	432.00	432.00	432.00	0.00	0.00		
		MPK	390.00	390.00	390.00	0.00	0.00		
2449003. MAKKA COLA (CRATE OF 24 BOTTLES)	EACH	PSH	445.00	445.00	445.00	0.00	0.00		
		BNU	475.00	475.00	475.00	0.00	0.00		
		MNG	420.00	420.00	420.00	0.00	0.00		
		QTA	480.00	480.00	480.00	0.00	0.00		
		MUL	280.00	280.00	280.00	0.00	0.00		
		GUJ	280.00	280.00	280.00	0.00	0.00		
		SKT	270.00	270.00	270.00	0.00	0.00		
		PSH	410.00	410.00	410.00	0.00	0.00		
		BNU	322.00	322.00	322.00	0.00	0.00		
		MNG	322.00	322.00	322.00	0.00	0.00		
		2449004. PEPSI COLA (CRATE OF 24 BOTTLES)	EACH	LAH	442.00	442.00	442.00	0.00	0.00
				FAS	445.00	445.00	445.00	0.00	0.00
RAW	405.00			405.00	382.50	0.00	5.88		
MUL	403.00			403.00	403.00	0.00	0.00		
SKT	444.00			444.00	444.00	0.00	0.00		
GJT	444.00			444.00	444.00	0.00	0.00		
KAR	444.00			444.00	444.00	0.00	0.00		
HYD	444.00			444.00	444.00	0.00	0.00		
SKR	432.00			432.00	432.00	0.00	0.00		
PSH	445.00			445.00	445.00	0.00	0.00		
BNU	475.00			475.00	475.00	0.00	0.00		
MNG	420.00			420.00	420.00	0.00	0.00		
QTA	450.00	450.00	450.00	0.00	0.00				
049. Tobacco Products									
2502001.	CIGARETTES K-2 10'S (FILTER)	1000	KAR	3075.00	3075.00	2600.00	0.00	18.27	
2502002.	CIGARETTES MELBOURNE	1000	KAR	3575.00	3575.00	2850.00	0.00	25.44	
2502003.	CIGARETTES CAPSTAN LSFT 10 SS	1000	KAR	3575.00	3575.00	2850.00	0.00	25.44	
2502004.	CIGARETTES GOLD LEAF (KSFT) 20	1000	KAR	6250.00	6250.00	5500.00	0.00	13.64	
3b) Textiles & Apparels									
050. Cotton Yarn									
2636001.	COTTON YARN 10/1 POPULAR FIBER	10 LB.	KAR	825.00	918.75	710.00	-10.20	16.20	
2636002.	COTTON YARN 16/1 MGM	10 LB.	KAR	1165.00	1215.00	935.00	-4.12	24.60	
2636003.	COTTON YARN 21/1 SURIYA TEXTILE	10 LB.	KAR	1225.00	1280.00	1050.00	-4.30	16.67	
2636004.	COTTON YARN 42/1 ABDULLAH TEXTILE	10 LB.	KAR	1650.00	1650.00	1550.00	0.00	6.45	
2636005.	COTTON YARN 20/2 BAJWA	10 LB.	KAR	1285.00	1320.00	1120.00	-2.65	14.73	
051. Nylon Yarn									
2643001.	NYLON YARN RUPALI(PAK)50/72/00	LB.	KAR	90.00	90.00	90.00	0.00	0.00	
2643002.	NYLON YARN GRATON 50/36/00FLAT	LB.	KAR	77.00	77.00	77.00	0.00	0.00	
2643003.	NYLON YARN GRATON 75/48/0 DTY	LB.	KAR	103.00	103.00	103.00	0.00	0.00	
052. Blended Yarn									
2645001.	BLND.YARN 30/1 A.A TEX.Z.TW PVC	LB.	KAR	123.00	121.00	128.00	1.65	-3.91	
2645002.	BLND.YARN 40/1 SANA	LB.	KAR	138.00	135.00	151.00	2.22	-8.61	
2645003.	BLND.YARN 60/1 PP AGAR	LB.	KAR	124.00	124.00	124.00	0.00	0.00	
2645004.	BLND.YARN 30/1 A.A TEX.COMBED	LB.	KAR	125.00	123.00	124.00	1.63	0.81	
2645005.	BLND.YARN 40/1 A.A. TEXTILE	LB.	KAR	143.00	143.00	143.00	0.00	0.00	

Contd.

7.10 Intercity Wholesale Prices of Selected Commodities

Group/Commodity/Item Specification	Unit	City	Prices (Rs.)			% Change in Sept., 2016 Over	
			Sept.,2016	Aug., 2016	Sept.,2015	Aug., 2016	Sept., 2015
053. Woven Fabrics							
2654001. LIGHT WEIGHT WORSTED (L.PUR)	MTR.	LAH	925.00	925.00	925.00	0.00	0.00
		RAW	1162.50	1162.50	1037.50	0.00	12.05
		KAR	1700.00	1700.00	1650.00	0.00	3.03
2654002. HEAVY WEIGHT SUITING (L.PUR)	MTR.	LAH	1625.00	1625.00	1575.00	0.00	3.17
		RAW	1375.00	1375.00	1325.00	0.00	3.77
		KAR	2350.00	2350.00	2250.00	0.00	4.44
2654003. TWEED (LAWRENCEPUR)	MTR.	LAH	1025.00	1025.00	925.00	0.00	10.81
		RAW	1225.00	1225.00	1125.00	0.00	8.89
		KAR	2050.00	2050.00	2000.00	0.00	2.50
2654004. WORSTED (LAWRENCEPUR)	MTR.	LAH	1075.00	1075.00	975.00	0.00	10.26
		RAW	1275.00	1275.00	1175.00	0.00	8.51
		KAR	1800.00	1800.00	1750.00	0.00	2.86
054. Cotton Fabrics							
2662001. LATHA GUL AHMED 90000 SUP. QLTY.	40 MTR.	LAH	8100.00	8100.00	7900.00	0.00	2.53
		FAS	8600.00	8600.00	8550.00	0.00	0.58
		RAW	5625.00	5625.00	5625.00	0.00	0.00
		MUL	8500.00	8500.00	8095.00	0.00	5.00
		KAR	8500.00	8500.00	8500.00	0.00	0.00
		HYD	8000.00	8000.00	7000.00	0.00	14.29
2662002. LATHA PRESIDENT SUP. QLTY.	40 MTR.	LAH	3700.00	3700.00	3450.00	0.00	7.25
		MUL	7000.00	7000.00	7140.00	0.00	-1.96
		KAR	3682.50	3682.50	3682.50	0.00	0.00
2662003. LATHA MAST QALANDER SUP. QLTY.	40 MTR.	MUL	5300.00	5300.00	4920.00	0.00	7.72
		KAR	2810.00	2810.00	2810.00	0.00	0.00
2662004. LATHA MUGHAL-E-AZAM SUP. QLTY.	40 MTR.	LAH	3750.00	3750.00	3650.00	0.00	2.74
		FAS	5800.00	5800.00	5650.00	0.00	2.65
		RAW	5525.00	5525.00	5525.00	0.00	0.00
		MUL	5920.00	5920.00	5880.00	0.00	0.68
		KAR	5300.00	5300.00	5300.00	0.00	0.00
		HYD	7000.00	7000.00	6000.00	0.00	16.67
055. Other Fabrics							
2669001. LAWN AVG. QLTY.	MTR.	LAH	81.00	81.00	75.50	0.00	7.28
		FAS	92.50	92.50	92.50	0.00	0.00
		RAW	122.50	122.50	122.50	0.00	0.00
		MUL	125.00	125.00	125.00	0.00	0.00
		KAR	130.00	130.00	125.00	0.00	4.00
		HYD	140.00	140.00	120.00	0.00	16.67
		SKR	80.00	80.00	70.00	0.00	14.29
		QTA	130.00	130.00	130.00	0.00	0.00
2669002. LAWN SUP. QLTY.	MTR.	LAH	207.50	207.50	177.50	0.00	16.90
		FAS	230.00	230.00	230.00	0.00	0.00
		RAW	225.00	225.00	225.00	0.00	0.00
		MUL	180.00	180.00	190.00	0.00	-5.26
		KAR	275.00	275.00	240.00	0.00	14.58
		QTA	152.50	152.50	152.50	0.00	0.00
2669003. GREY CLOTH 52"	MTR.	LAH	50.00	50.00	45.00	0.00	11.11
		FAS	62.50	62.50	62.50	0.00	0.00
		RAW	41.00	41.00	41.00	0.00	0.00
		MUL	117.50	117.50	117.50	0.00	0.00
		KAR	69.50	69.50	69.50	0.00	0.00
		LRK	105.00	105.00	105.00	0.00	0.00
2669004. GREY CLOTH 98"	MTR.	LAH	82.50	82.50	76.50	0.00	7.84
		FAS	122.50	122.50	122.50	0.00	0.00
		KAR	130.00	130.00	130.00	0.00	0.00
2669005. DRILL DYED	MTR.	LAH	75.50	75.50	75.50	0.00	0.00
		FAS	120.00	120.00	105.00	0.00	14.29

Contd.

7.10 Intercity Wholesale Prices of Selected Commodities

Group/Commodity/Item Specification	Unit	City	Prices (Rs.)			% Change in Sept., 2016 Over	
			Sept.,2016	Aug., 2016	Sept.,2015	Aug., 2016	Sept., 2015
		RAW	32.50	32.50	32.50	0.00	0.00
		KAR	141.00	141.00	141.00	0.00	0.00
		QTA	68.00	68.00	68.00	0.00	0.00
056. Silk & Reyon Fabrics							
2679001. KT. SHIRTING AL-KARAM SUP. QLTY.	MTR.	LAH	87.50	87.50	82.50	0.00	6.06
		RAW	132.50	132.50	132.50	0.00	0.00
		KAR	135.00	135.00	135.00	0.00	0.00
2679002. KT. SHIRTING TOYOBO SUP. QLTY.	MTR.	FAS	212.50	212.50	212.50	0.00	0.00
		RAW	132.50	132.50	132.50	0.00	0.00
		MUL	85.00	85.00	85.00	0.00	0.00
		KAR	92.50	92.50	92.50	0.00	0.00
		QTA	73.00	73.00	73.00	0.00	0.00
2679003. WOOLY FLAT	MTR.	LAH	47.50	47.50	47.50	0.00	0.00
		KAR	39.00	39.00	39.00	0.00	0.00
		QTA	62.50	62.50	62.50	0.00	0.00
2679004. SILK AVG. QLTY.	MTR.	LAH	67.50	67.50	59.00	0.00	14.41
		RAW	57.50	57.50	57.50	0.00	0.00
		MUL	95.00	95.00	95.00	0.00	0.00
		KAR	41.00	41.00	41.00	0.00	0.00
		SKR	45.00	45.00	35.00	0.00	28.57
		QTA	55.00	55.00	55.00	0.00	0.00
2679005. SILK SUP. QLTY.	MTR.	LAH	92.50	92.50	85.50	0.00	8.19
		FAS	237.50	237.50	237.50	0.00	0.00
		RAW	95.00	95.00	95.00	0.00	0.00
		QTA	75.00	75.00	75.00	0.00	0.00
2679006. LINEN STAR MILL KARACHI	MTR.	LAH	127.50	127.50	116.50	0.00	9.44
		KAR	130.00	130.00	130.00	0.00	0.00
		QTA	100.00	100.00	92.00	0.00	8.70
057. Towels							
2684001. TOWEL MED SIZE AVG. QLTY.	DOZ.	LAH	1725.00	1725.00	1725.00	0.00	0.00
		FAS	1650.00	1650.00	1650.00	0.00	0.00
		KSR	1725.00	1725.00	1725.00	0.00	0.00
		KAR	2300.00	2300.00	2300.00	0.00	0.00
		SKR	2040.00	2040.00	2040.00	0.00	0.00
		PSH	2400.00	2400.00	2400.00	0.00	0.00
		QTA	1620.00	1620.00	1620.00	0.00	0.00
058. Blankets							
2711001. BLANKET MOONLITE SINGLE	EACH	LAH	2400.00	2400.00	2400.00	0.00	0.00
		RAW	2975.00	2975.00	2975.00	0.00	0.00
		KAR	2437.50	2437.50	2150.00	0.00	13.37
2711002. BLANKET MOONLITE DOUBLE	EACH	LAH	3000.00	3000.00	3000.00	0.00	0.00
		RAW	3325.00	3325.00	3325.00	0.00	0.00
		KAR	2900.00	2900.00	2650.00	0.00	9.43
059. Bed Sheets							
2712001. BED SHEET COTTON SINGLE AVG. QLTY.	DOZ.	LAH	3250.00	3250.00	3250.00	0.00	0.00
		FAS	4300.00	4300.00	4300.00	0.00	0.00
		KAR	4350.00	4350.00	4350.00	0.00	0.00
		SKR	3960.00	3960.00	3960.00	0.00	0.00
		PSH	4800.00	4800.00	4800.00	0.00	0.00
		QTA	3600.00	3600.00	3600.00	0.00	0.00
2712002. BED SHEET COTTON DOUBLE AVG. QLTY.	DOZ.	LAH	5650.00	5650.00	5650.00	0.00	0.00
		FAS	4900.00	4900.00	4900.00	0.00	0.00
		KAR	6750.00	6750.00	6750.00	0.00	0.00
		SKR	7800.00	7800.00	7800.00	0.00	0.00
		PSH	9600.00	9600.00	9600.00	0.00	0.00
		QTA	4250.00	4250.00	4250.00	0.00	0.00

Contd.

7.10 Intercity Wholesale Prices of Selected Commodities

Group/Commodity/Item Specification	Unit	City	Prices (Rs.)			% Change in Sept., 2016 Over	
			Sept.,2016	Aug., 2016	Sept.,2015	Aug., 2016	Sept., 2015
060. Quilts							
2718001. READY MADE QUILT	EACH	LAH	950.00	950.00	875.00	0.00	8.57
		RAW	775.00	775.00	775.00	0.00	0.00
		KAR	1075.00	1075.00	1075.00	0.00	0.00
		PSH	875.00	875.00	925.00	0.00	-5.41
		QTA	600.00	600.00	600.00	0.00	0.00
061. Woolen Carpets							
2721001. WOOLEN CARPET	SQ.FT.	LAH	105.00	92.50	60.00	13.51	75.00
		KAR	60.00	60.00	51.00	0.00	17.65
062. Synthetic Carpets							
2729001. SYNTHETIC CARPET	SQ.FT.	LAH	32.50	32.50	32.50	0.00	0.00
		RAW	24.50	24.50	24.50	0.00	0.00
		KAR	49.00	49.00	45.50	0.00	7.69
		QTA	46.50	46.50	46.50	0.00	0.00
063. Hosiery Products							
2821001. UNDER WEAR MED. SIZE AVG. QLTY.	DOZ.	LAH	1270.00	1270.00	1125.00	0.00	12.89
		FAS	780.00	780.00	780.00	0.00	0.00
		RAW	1912.50	1912.50	1875.00	0.00	2.00
		KAR	1000.00	1000.00	1000.00	0.00	0.00
		SKR	820.00	890.00	890.00	-7.87	-7.87
		PSH	1440.00	1440.00	1440.00	0.00	0.00
		QTA	420.00	420.00	420.00	0.00	0.00
2821002. VEST (BANYAN)MED. SIZE AVG. QLTY.	DOZ.	LAH	1310.00	1310.00	1175.00	0.00	11.49
		FAS	900.00	900.00	900.00	0.00	0.00
		RAW	1912.50	1912.50	1875.00	0.00	2.00
		KAR	1030.00	1030.00	1030.00	0.00	0.00
		SKR	1250.00	1322.50	1322.50	-5.48	-5.48
		PSH	1440.00	1440.00	1190.00	0.00	21.01
		QTA	720.00	720.00	720.00	0.00	0.00
2821003. SOCKS NYLON MIXED GENTS SUP. QLTY.	DOZ.	LAH	1125.00	1125.00	1125.00	0.00	0.00
		FAS	710.00	710.00	710.00	0.00	0.00
		RAW	812.50	812.50	812.50	0.00	0.00
		KAR	798.00	798.00	798.00	0.00	0.00
		SKR	900.00	860.00	860.00	4.65	4.65
		PSH	900.00	900.00	840.00	0.00	7.14
		QTA	620.00	620.00	620.00	0.00	0.00
2821004. SOCKS COTTON GENTS AVG. QLTY.	DOZ.	LAH	750.00	750.00	750.00	0.00	0.00
		FAS	510.00	510.00	510.00	0.00	0.00
		KAR	650.00	650.00	650.00	0.00	0.00
064. Readymade Garments							
2823101. PANTS GENTS (W&W) AVG. QLTY.	DOZ.	LAH	4250.00	4250.00	4250.00	0.00	0.00
		RAW	7250.00	7250.00	7250.00	0.00	0.00
		KAR	5780.00	5780.00	5100.00	0.00	13.33
2823102. SHORT	DOZ.	LAH	1250.00	1250.00	1250.00	0.00	0.00
		KAR	1350.00	1350.00	1260.00	0.00	7.14
		HYD	2400.00	2400.00	2400.00	0.00	0.00
2823103. AWAMI SUIT(W&W) AVG. QLTY.	DOZ.	LAH	10000.00	10000.00	9000.00	0.00	11.11
		RAW	13350.00	13450.00	12750.00	-0.74	4.71
		KAR	7900.00	7900.00	6700.00	0.00	17.91
		QTA	5400.00	5400.00	5400.00	0.00	0.00
2823201. SHIRT GENTS (W&W) AVG. QLTY.	DOZ.	LAH	3225.00	3225.00	3225.00	0.00	0.00
		RAW	4375.00	4375.00	4275.00	0.00	2.34
		KAR	4050.00	4050.00	4050.00	0.00	0.00
2823301. GIRL'S FROCK (W&W)	DOZ.	LAH	8750.00	8750.00	8750.00	0.00	0.00
		RAW	11650.00	11650.00	11100.00	0.00	4.95
		KAR	7500.00	7500.00	6740.00	0.00	11.28

Contd.

7.10 Intercity Wholesale Prices of Selected Commodities

Group/Commodity/Item Specification	Unit	City	Prices (Rs.)			% Change in Sept., 2016 Over	
			Sept.,2016	Aug., 2016	Sept.,2015	Aug., 2016	Sept., 2015
3c) Leather Products							
065. Leather Without Hair							
2912001. SOLE LEATHER 5 MM GR-1	KG.	SAH	700.00	700.00	700.00	0.00	0.00
		KSR	425.00	425.00	425.00	0.00	0.00
2912002. SOLE LEATHER 4.5 MM GR-1	KG.	SAH	725.00	725.00	725.00	0.00	0.00
		KSR	490.00	490.00	490.00	0.00	0.00
2912003. SOLE LEATHER 4 MM GR-1	KG.	SAH	750.00	750.00	750.00	0.00	0.00
		KSR	510.00	510.00	510.00	0.00	0.00
066. Other Leather N.E.C							
2913001. CHROME LEATHER COW ANALINE GR-I	DM.	SAH	19.37	19.37	19.37	0.00	0.00
		KSR	20.45	20.45	21.00	0.00	-2.62
2913002. CHROME LEATHER COW ANALINE GR-II	DM.	SAH	18.29	18.29	18.29	0.00	0.00
		KSR	18.22	18.22	18.22	0.00	0.00
2913003. CHROME LEATHER BUFF CALF (SUP)	DM.	SAH	17.22	17.22	17.22	0.00	0.00
		KSR	18.00	18.00	17.00	0.00	5.88
2913004. CHROME LEATHER BUFF CALF (B)	DM.	SAH	15.60	15.60	15.60	0.00	0.00
		KSR	15.00	15.00	15.00	0.00	0.00
067. Footweares							
2933001. GENTS SHOES PAUL BATA	PAIR	LAH	818.23	818.23	818.23	0.00	0.00
2933002. GENTS SANDAL BATA	PAIR	LAH	572.51	572.51	572.51	0.00	0.00
2933003. GENTS SLATE CHAPPAL BATA	PAIR	LAH	110.08	110.08	110.08	0.00	0.00
2933004. LADIES SANDAL BATA (EMOZIAN)	PAIR	LAH	490.61	490.61	490.61	0.00	0.00
2933005. LADIES SPOUNG CHAPPAL BATA(TROPICAL)	PAIR	LAH	109.52	109.52	109.52	0.00	0.00
2933006. CHILD SHOE POWER LIFE BATA	PAIR	LAH	500.00	500.00	285.85	0.00	74.92
2933007. GENTS SHOES ART 1109 SERVIS	PAIR	LAH	477.00	477.00	477.00	0.00	0.00
2933008. CHEETAH 50 SIZE 3.5	PAIR	LAH	1091.00	1091.00	679.00	0.00	60.68
2933009. SERVIS SHOES WOMEN	PAIR	LAH	370.00	370.00	370.00	0.00	0.00
2933010. SERVIS SHOES CHILDREN	PAIR	LAH	257.00	257.00	257.00	0.00	0.00
4. Other Transportable Goods							
068. Timber							
3131001. TIMBER SHEESHAM	CMT.	LAH	62682.50	62682.50	59151.00	0.00	5.97
		RAW	69746.50	69746.50	67098.00	0.00	3.95
		KAR	59000.00	59000.00	54230.00	0.00	8.80
		PSH	52965.00	52965.00	42378.00	0.00	24.98
		QTA	55582.00	55582.00	55582.00	0.00	0.00
3131002. TIMBER KERUING PINE WOOD	CMT.	RAW	64449.00	64449.00	64449.00	0.00	0.00
		KAR	59000.00	59000.00	53822.50	0.00	9.62
3131003. TIMBER PERTAL	CMT.	LAH	41494.00	41494.00	38845.50	0.00	6.82
		RAW	52089.00	52089.00	52089.00	0.00	0.00
		KAR	43000.00	43000.00	38997.50	0.00	10.26
		PSH	56496.00	56496.00	52372.00	0.00	7.87
		QTA	31050.00	31050.00	31050.00	0.00	0.00
3131004. TIMBER CHIR	CMT.	LAH	36197.00	36197.00	32665.50	0.00	10.81
		RAW	46792.00	46792.00	46792.00	0.00	0.00
		KAR	34500.00	34500.00	31200.00	0.00	10.58
3131005. TIMBER DEODAR	CMT.	RAW	104178.50	104178.50	104178.50	0.00	0.00
		KAR	112500.00	112500.00	105000.00	0.00	7.14
		PSH	105930.00	105930.00	95358.00	0.00	11.09
		QTA	88000.00	88000.00	88000.00	0.00	0.00
3131006. TIMBER TEAK WOOD	CMT.	LAH	147436.00	147436.00	143021.50	0.00	3.09
		KAR	155000.00	155000.00	148450.50	0.00	4.41
069. Printing Paper							
3212901. OFFSET PAPER FLYING FINISH	KG.	KAR	80.00	80.00	78.00	0.00	2.56
3212902. ART PAPER "LEYKAM"/CHINA	KG.	KAR	115.00	115.00	115.00	0.00	0.00
3212903. PRINTING PAPER ROYAL CENTURY	KG.	KAR	90.00	90.00	90.00	0.00	0.00
3212904. PHOTOSTAT PAPER 210X297 A-4(80GM)	KG.	KAR	340.00	340.00	365.00	0.00	-6.85

Contd.

7.10 Intercity Wholesale Prices of Selected Commodities

Group/Commodity/Item Specification	Unit	City	Prices (Rs.)			% Change in Sept., 2016 Over	
			Sept.,2016	Aug., 2016	Sept.,2015	Aug., 2016	Sept., 2015
070. Hard Board							
3213301. KRAFT LINES BOARD (BRAZIL-125)	KG.	KAR	95.00	95.00	95.00	0.00	0.00
071. Coke							
3310001. COKE	MT.	KAR	60000.00	60000.00	60000.00	0.00	0.00
072. Motor Spirit							
3331001. MOTOR SPRIT 87 RON	LTR.	KAR	64.21	64.21	73.70	0.00	-12.88
073. Diesel Oil							
3333001. DIESEL OIL LIGHT SPEED (BULK)	LTR.	KAR	43.28	43.28	53.52	0.00	-19.13
3333002. DIESEL OIL HIGH SPEED(BULK)	LTR.	KAR	72.46	72.46	81.98	0.00	-11.61
074. Kerosine Oil							
3334001. KEROSINE OIL	LTR.	KAR	43.11	43.11	56.97	0.00	-24.33
075. Furnace Oil							
3337001. HIGH SULPHUR FURNACE OIL(HSFO)	MT.	KAR	29315.00	27597.00	27859.50	6.23	5.22
076. Mobil Oil							
3338001. HAVOLINE MOBIL OIL PETROL ENGN.	4 LTR.	FAS	1950.00	1950.00	1950.00	0.00	0.00
		RAW	1962.50	1962.50	1962.50	0.00	0.00
		MUL	1622.50	1622.50	1780.00	0.00	-8.85
		GJT	1790.00	1790.00	1790.00	0.00	0.00
		KAR	2000.00	2000.00	2157.00	0.00	-7.28
		PSH	1700.00	1700.00	1640.00	0.00	3.66
		QTA	1670.00	1670.00	1670.00	0.00	0.00
3338002. HAVOLINE MOBIL OIL CNG ENGN.	4 LTR.	FAS	1600.00	1600.00	1600.00	0.00	0.00
		RAW	1937.50	1937.50	1937.50	0.00	0.00
		MUL	1562.50	1562.50	1660.00	0.00	-5.87
		GJT	1790.00	1790.00	1790.00	0.00	0.00
		KAR	1750.00	1750.00	1833.00	0.00	-4.53
		PSH	1700.00	1700.00	1670.00	0.00	1.80
		QTA	1725.00	1725.00	1725.00	0.00	0.00
077. Chemicals							
3414001. STEARIC ACID	LB.	LAH	107.50	107.50	122.50	0.00	-12.24
		KAR	80.50	80.50	88.50	0.00	-9.04
3414002. ACETIC ACID	LB.	LAH	75.00	75.00	80.00	0.00	-6.25
		KAR	37.00	37.00	43.50	0.00	-14.94
		PSH	49.00	49.00	50.00	0.00	-2.00
3414003. TARTARIC POWDER	50 KG.	LAH	17000.00	17000.00	17500.00	0.00	-2.86
		KAR	3700.00	3700.00	11000.00	0.00	-66.36
3414004. CITRIC ACID	50 KG.	LAH	5500.00	5500.00	5700.00	0.00	-3.51
		KAR	5400.00	5400.00	4950.00	0.00	9.09
		PSH	5800.00	5800.00	5700.00	0.00	1.75
3414005. CHINA CLAY	M.T.	KAR	45000.00	45000.00	52000.00	0.00	-13.46
3414006. BLEACHING POWDER	50 KG.	LAH	2600.00	2600.00	2600.00	0.00	0.00
		KSR	2675.00	2675.00	2675.00	0.00	0.00
		KAR	2750.00	2750.00	2275.00	0.00	20.88
		PSH	3000.00	3000.00	3000.00	0.00	0.00
3414007. GLUCOSE POWDER	50 KG.	LAH	4500.00	4500.00	4800.00	0.00	-6.25
		KAR	3650.00	3800.00	4550.00	-3.95	-19.78
		PSH	4500.00	4500.00	5200.00	0.00	-13.46
3422001. ZINC OXIDE	50 KG.	LAH	21000.00	21000.00	21000.00	0.00	0.00
		PSH	15000.00	15000.00	15000.00	0.00	0.00
3423101. CAUSTIC SODA	50 KG.	LAH	3800.00	3800.00	3700.00	0.00	2.70
		KSR	3725.00	3725.00	3725.00	0.00	0.00
		KAR	3925.00	3925.00	3710.00	0.00	5.80
		PSH	3900.00	3900.00	4000.00	0.00	-2.50
3423102. SULPHURIC ACID	100 KG.	LAH	2100.00	2100.00	2500.00	0.00	-16.00
		KAR	2320.00	2245.00	2380.00	3.34	-2.52
		PSH	1600.00	1600.00	2000.00	0.00	-20.00

Contd.

7.10 Intercity Wholesale Prices of Selected Commodities

Group/Commodity/Item Specification	Unit	City	Prices (Rs.)			% Change in Sept., 2016 Over	
			Sept.,2016	Aug., 2016	Sept.,2015	Aug., 2016	Sept., 2015
3423103. MERCURY	KG.	LAH	10000.00	10000.00	12500.00	0.00	-20.00
		KAR	7000.00	9000.00	10800.00	-22.22	-35.19
		PSH	5500.00	5500.00	11000.00	0.00	-50.00
3424001. SODA ASH LIGHT 80 KG. BAG	BAG	LAH	3360.00	3360.00	3360.00	0.00	0.00
		KSR	3425.00	3425.00	3425.00	0.00	0.00
		KAR	1975.00	1975.00	2072.50	0.00	-4.70
		PSH	3440.00	3440.00	3450.00	0.00	-0.29
3424002. SODIUM BI- CARBONATE.	50 KG.	LAH	2450.00	2450.00	2450.00	0.00	0.00
		KAR	2160.00	2160.00	2290.00	0.00	-5.68
		PSH	2400.00	2400.00	2400.00	0.00	0.00
3424003. SALT EPSUM	100 KG.	LAH	1400.00	1400.00	1400.00	0.00	0.00
		KAR	1980.00	1980.00	1625.00	0.00	21.85
		PSH	2200.00	2200.00	2600.00	0.00	-15.38
078. Dyeing Material							
3431001. DYES RED B-BASE	LB.	KAR	270.00	270.00	270.00	0.00	0.00
3431002. DYES ORITEX JAPAN RED HR-2.	LB.	KAR	225.00	225.00	225.00	0.00	0.00
3431003. DYED REACTIVE VIOLET H-3R	LB.	KAR	250.00	250.00	250.00	0.00	0.00
079. Fertilizers							
3461101. SONA UREA	MT.	LAH	27000.00	27000.00	37000.00	0.00	-27.03
		FAS	28000.00	28000.00	40400.00	0.00	-30.69
		MUL	27000.00	27000.00	37000.00	0.00	-27.03
		PSH	27800.00	27800.00	40000.00	0.00	-30.50
3461102. KISAN UREA	MT.	LAH	27000.00	27000.00	37000.00	0.00	-27.03
		FAS	27000.00	27000.00	40000.00	0.00	-32.50
		MUL	26400.00	26400.00	36000.00	0.00	-26.67
		GUJ	26000.00	26000.00	34400.00	0.00	-24.42
		PSH	27000.00	27000.00	39000.00	0.00	-30.77
3461401. CALCIUM AMMONIUM NITRATE	MT.	LAH	23000.00	23000.00	32500.00	0.00	-29.23
		FAS	24000.00	25000.00	35000.00	-4.00	-31.43
		MUL	20600.00	21000.00	30400.00	-1.90	-32.24
		GUJ	25000.00	28000.00	32000.00	-10.71	-21.88
		PSH	31000.00	31000.00	31000.00	0.00	0.00
3462101. SINGLE SUPPER PHOSPHATE (GR) 18PC	MT.	LAH	17000.00	17000.00	20000.00	0.00	-15.00
		FAS	18000.00	18000.00	21000.00	0.00	-14.29
		MUL	13000.00	13000.00	18600.00	0.00	-30.11
		GUJ	16000.00	16000.00	18000.00	0.00	-11.11
		PSH	17000.00	17000.00	20000.00	0.00	-15.00
3462102. SINGLE SUPER PHOSPHATE (PD) 18PC	MT.	LAH	21000.00	21000.00	21000.00	0.00	0.00
		FAS	21950.00	21950.00	21950.00	0.00	0.00
		MUL	21900.00	21900.00	21900.00	0.00	0.00
		GUJ	22000.00	22000.00	22000.00	0.00	0.00
		PSH	25100.00	25100.00	25100.00	0.00	0.00
3462103. TRIPLE SUPER PHOSPHATE (GR)	MT.	LAH	61750.00	61750.00	61750.00	0.00	0.00
		FAS	61850.00	61850.00	61850.00	0.00	0.00
		MUL	62050.00	62050.00	62050.00	0.00	0.00
		GUJ	66000.00	66000.00	66000.00	0.00	0.00
		PSH	60000.00	60000.00	60000.00	0.00	0.00
3463201. SULPHATE OF POTASH	MT.	LAH	89000.00	89000.00	103000.00	0.00	-13.59
		MUL	83600.00	83600.00	83600.00	0.00	0.00
		KSR	89000.00	89000.00	103000.00	0.00	-13.59
3464101. NITRO PHOSPHATE	MT.	LAH	39000.00	39000.00	50500.00	0.00	-22.77
		FAS	38000.00	39000.00	53000.00	-2.56	-28.30
		MUL	37600.00	38000.00	50000.00	-1.05	-24.80
		GUJ	40000.00	40000.00	54000.00	0.00	-25.93
		PSH	39000.00	39000.00	51000.00	0.00	-23.53
3464201. DIA-AMMONIUM PHOSPHATE	MT.	LAH	57000.00	57000.00	75000.00	0.00	-24.00
		FAS	54000.00	54000.00	75000.00	0.00	-28.00

Contd.

7.10 Intercity Wholesale Prices of Selected Commodities

Group/Commodity/Item Specification	Unit	City	Prices (Rs.)			% Change in Sept., 2016 Over	
			Sept.,2016	Aug., 2016	Sept.,2015	Aug., 2016	Sept., 2015
		MUL	53600.00	54400.00	74200.00	-1.47	-27.76
		GUJ	52000.00	52000.00	74000.00	0.00	-29.73
		PSH	52000.00	52000.00	73000.00	0.00	-28.77
3464401. NITROGEN PHOSPHATE AND POTACIUM(NPK)	MT.	LAH	51000.00	51000.00	62000.00	0.00	-17.74
		GUJ	58000.00	58000.00	50000.00	0.00	16.00
		SAR	49800.00	50000.00	59400.00	-0.40	-16.16
		HYD	39600.00	39600.00	61680.00	0.00	-35.80
080. Pesticides							
3466101. THIODAN 35 EC(AGRICULTURE) 1 LTR	BOTTLE	LAH	750.00	750.00	580.00	0.00	29.31
		FAS	1050.00	1050.00	1050.00	0.00	0.00
		MUL	1200.00	1200.00	1200.00	0.00	0.00
		SAR	875.00	875.00	875.00	0.00	0.00
		GJT	500.00	500.00	500.00	0.00	0.00
		HYD	750.00	750.00	750.00	0.00	0.00
		MPK	600.00	600.00	600.00	0.00	0.00
3466102. DURSBAN TC(TERMITICIDE CONC.)	BOTTLE	LAH	2000.00	2000.00	1050.00	0.00	90.48
		FAS	1265.00	1265.00	1265.00	0.00	0.00
		MUL	1550.00	1550.00	1550.00	0.00	0.00
		SAR	1000.00	1000.00	1100.00	0.00	-9.09
3466103. SARSABZ (VEGETABLES) 1 LTR.	BOTTLE	LAH	250.00	250.00	210.00	0.00	19.05
		FAS	340.00	340.00	360.00	0.00	-5.56
		MUL	700.00	700.00	700.00	0.00	0.00
		SAR	300.00	300.00	300.00	0.00	0.00
		GJT	500.00	500.00	500.00	0.00	0.00
3466104. MALATHION (ALL ANIMALS) 1 LTR.	BOTTLE	LAH	800.00	800.00	800.00	0.00	0.00
		FAS	1220.00	1220.00	1300.00	0.00	-6.15
		GUJ	1100.00	1100.00	1100.00	0.00	0.00
		GJT	1200.00	1200.00	1200.00	0.00	0.00
081. Insecticides							
3471001. L-D POLYTHYLENE	LB.	KAR	77.13	79.31	83.69	-2.75	-7.84
3473001. POLYSTRENE GP.	55 LB.	KAR	4745.00	4745.00	4650.00	0.00	2.04
082. Paints & Varnishes							
3511001. SYN CLEAR VARNISH (BUXLYS)	3 LTR.	LAH	1062.00	1062.00	1062.00	0.00	0.00
		KAR	1225.00	1225.00	1225.00	0.00	0.00
3511002. SYN CLEAR VARNISH (BERGER)	3 LTR.	LAH	1215.00	1215.00	1215.00	0.00	0.00
		KAR	1375.00	1375.00	1375.00	0.00	0.00
3511003. SYN ENAMEL VIP (BERGER)	3.6 LTR	LAH	1860.00	1860.00	1860.00	0.00	0.00
		RAW	1337.50	1337.50	1337.50	0.00	0.00
		KAR	1650.00	1650.00	1650.00	0.00	0.00
3511004. SYN ENAMEL 413 (BUXLYS)	3.6 LTR	LAH	1380.00	1380.00	1380.00	0.00	0.00
		RAW	1330.00	1330.00	1330.00	0.00	0.00
		KAR	1650.00	1650.00	1650.00	0.00	0.00
3511005. VIP PLASTIC EMULSION (BERGER)	4 LTR.	LAH	1836.00	1836.00	1836.00	0.00	0.00
		RAW	1555.00	1555.00	1555.00	0.00	0.00
		KAR	1500.00	1500.00	1500.00	0.00	0.00
3511006. PLASTIC BOUND DISTEMPER(BUXLYS)	6 KG.	LAH	1210.00	1210.00	1210.00	0.00	0.00
		RAW	975.00	975.00	975.00	0.00	0.00
		KAR	975.00	975.00	975.00	0.00	0.00
3511007. ICI PLASTIC EMULSION	4 LTR	LAH	1940.00	1940.00	1940.00	0.00	0.00
		RAW	1690.00	1690.00	1690.00	0.00	0.00
		KAR	1750.00	1750.00	1750.00	0.00	0.00
083. Medicines							
3526001. PANADOL TAB. (200)	PACKET	LAH	162.00	162.00	153.00	0.00	5.88
		RAW	195.50	195.50	165.00	0.00	18.48
		MUL	204.00	204.00	153.00	0.00	33.33
		KAR	205.00	205.00	165.00	0.00	24.24
		MPK	153.00	153.00	153.00	0.00	0.00

Contd.

7.10 Intercity Wholesale Prices of Selected Commodities

Group/Commodity/Item Specification	Unit	City	Prices (Rs.)			% Change in Sept., 2016 Over	
			Sept.,2016	Aug., 2016	Sept.,2015	Aug., 2016	Sept., 2015
3526002. DISPRIN TAB. (600)	PACKET	PSH	210.00	210.00	160.00	0.00	31.25
		QTA	200.00	200.00	180.00	0.00	11.11
		LAH	555.00	555.00	525.00	0.00	5.71
		RAW	595.00	595.00	372.50	0.00	59.73
		MUL	638.00	638.00	510.00	0.00	25.10
		KAR	638.00	638.00	459.00	0.00	39.00
		MPK	550.00	550.00	360.00	0.00	52.78
3526003. FLAGYL TAB. (200)	PACKET	PSH	510.00	510.00	516.00	0.00	-1.16
		QTA	600.00	600.00	440.00	0.00	36.36
		LAH	278.00	278.00	170.00	0.00	63.53
		RAW	255.00	255.00	255.00	0.00	0.00
		MUL	267.83	267.83	270.00	0.00	-0.80
		KAR	268.00	268.00	260.00	0.00	3.08
		MPK	260.00	260.00	260.00	0.00	0.00
3526004. VENTOLIN TAB.(100)	PACKET	PSH	271.00	271.00	283.00	0.00	-4.24
		QTA	180.00	180.00	180.00	0.00	0.00
		LAH	92.00	92.00	82.00	0.00	12.20
		RAW	85.00	85.00	85.00	0.00	0.00
		MUL	121.00	121.00	121.00	0.00	0.00
		KAR	86.53	86.53	86.53	0.00	0.00
		MPK	73.20	73.20	73.20	0.00	0.00
3526005. DAONIL TAB. (60)	PACKET	PSH	85.00	85.00	85.00	0.00	0.00
		QTA	90.00	90.00	90.00	0.00	0.00
		LAH	86.00	86.00	75.12	0.00	14.48
		RAW	86.50	86.50	86.50	0.00	0.00
		MUL	86.31	86.31	86.31	0.00	0.00
		KAR	88.00	88.00	88.00	0.00	0.00
		MPK	80.00	80.00	76.00	0.00	5.26
3526006. ENTOX TAB. (100)	PACKET	PSH	88.00	88.00	90.00	0.00	-2.22
		QTA	90.00	90.00	90.00	0.00	0.00
		LAH	135.00	87.50	87.50	54.29	54.29
		RAW	115.50	73.00	73.00	58.22	58.22
		MUL	127.65	85.00	85.00	50.18	50.18
		KAR	130.00	100.00	100.00	30.00	30.00
		MPK	85.00	85.00	85.00	0.00	0.00
3526007. CALCIUM TAB. 1000 SANDOZ	06 BOTT	PSH	87.00	87.00	100.00	0.00	-13.00
		QTA	150.00	85.00	85.00	76.47	76.47
		LAH	642.00	642.00	622.00	0.00	3.22
		RAW	620.00	620.00	620.00	0.00	0.00
		MUL	622.20	622.20	622.20	0.00	0.00
		KAR	660.00	660.00	660.00	0.00	0.00
		MPK	520.00	520.00	520.00	0.00	0.00
3526008. RENITEC TAB. 5 MG. (20)	PACKET	PSH	630.00	630.00	630.00	0.00	0.00
		QTA	636.00	636.00	636.00	0.00	0.00
		LAH	87.56	87.56	87.56	0.00	0.00
		RAW	99.50	99.50	99.50	0.00	0.00
		MUL	99.45	99.45	99.45	0.00	0.00
		KAR	100.00	100.00	100.00	0.00	0.00
		MPK	88.00	88.00	88.00	0.00	0.00
3526009. CARMINA (150 TABLETS)	06 BOTT	PSH	101.00	101.00	105.30	0.00	-4.08
		QTA	102.00	102.00	102.00	0.00	0.00
		LAH	190.00	190.00	150.00	0.00	26.67
		RAW	175.00	175.00	120.00	0.00	45.83
		MUL	173.00	186.00	153.00	-6.99	13.07
		KAR	207.00	207.00	180.00	0.00	15.00
		PSH	170.00	170.00	170.00	0.00	0.00

Contd.

7.10 Intercity Wholesale Prices of Selected Commodities

Group/Commodity/Item Specification	Unit	City	Prices (Rs.)			% Change in Sept., 2016 Over	
			Sept.,2016	Aug., 2016	Sept.,2015	Aug., 2016	Sept., 2015
3526010. SUALIN (250 TAB.) STRIP	EACH	LAH	115.00	115.00	68.75	0.00	67.27
		RAW	115.00	115.00	78.00	0.00	47.44
		KAR	132.00	132.00	132.00	0.00	0.00
3526011. SANCOS SYRUP 60 MG.	06 BOTT	PSH	130.00	130.00	150.00	0.00	-13.33
		LAH	288.00	288.00	331.50	0.00	-13.12
		RAW	142.50	142.50	142.50	0.00	0.00
		MUL	280.50	280.50	280.50	0.00	0.00
		KAR	160.00	160.00	160.00	0.00	0.00
		MPK	285.00	285.00	285.00	0.00	0.00
		PSH	300.00	300.00	300.00	0.00	0.00
3526012. PHENRGONE SYRUP 120 MG	06 BOTT	QTA	287.00	287.00	287.00	0.00	0.00
		LAH	179.66	179.66	179.66	0.00	0.00
		RAW	168.00	168.00	168.00	0.00	0.00
		MUL	168.30	168.30	168.30	0.00	0.00
		KAR	198.00	198.00	198.00	0.00	0.00
		MPK	170.00	170.00	170.00	0.00	0.00
		PSH	174.00	174.00	174.00	0.00	0.00
3526013. CALPOL SYRUP	06 BOTT	QTA	192.00	192.00	195.00	0.00	-1.54
		LAH	146.00	146.00	135.00	0.00	8.15
		RAW	143.00	143.00	143.00	0.00	0.00
		MUL	140.76	140.76	127.50	0.00	10.40
		KAR	150.00	150.00	150.00	0.00	0.00
		MPK	214.20	214.20	214.20	0.00	0.00
		PSH	144.48	144.48	144.48	0.00	0.00
3526014. HYDERLIN SYRUP	06 BOTT	QTA	126.00	126.00	125.00	0.00	0.80
		LAH	360.00	360.00	300.90	0.00	19.64
		RAW	357.50	327.50	327.50	9.16	9.16
		MUL	351.90	331.50	316.20	6.15	11.29
		KAR	332.00	332.00	332.00	0.00	0.00
		MPK	372.00	372.00	312.00	0.00	19.23
		PSH	306.00	306.00	342.00	0.00	-10.53
3526015. SAFI HAMDARD 100 ML	06 BOTT	QTA	414.00	378.00	378.00	9.52	9.52
		LAH	228.00	228.00	228.00	0.00	0.00
		RAW	275.00	255.00	216.00	7.84	27.31
		MUL	210.00	210.00	210.00	0.00	0.00
		KAR	306.00	306.00	276.00	0.00	10.87
		PSH	270.00	270.00	288.00	0.00	-6.25
		QTA	193.00	193.00	193.00	0.00	0.00
3526016. HONEY TUBE (HAMDARD)	06 TUBE	LAH	540.00	540.00	540.00	0.00	0.00
		KAR	552.00	552.00	552.00	0.00	0.00
		MPK	516.00	516.00	516.00	0.00	0.00
		PSH	480.00	480.00	480.00	0.00	0.00
		QTA	582.00	582.00	582.00	0.00	0.00
3526017. BETNOVATE-N OINTMENT	06 TUBE	LAH	170.00	170.00	153.12	0.00	11.02
		RAW	166.50	166.50	148.00	0.00	12.50
		MUL	170.04	170.04	170.04	0.00	0.00
		KAR	168.00	168.00	168.00	0.00	0.00
		MPK	186.00	186.00	156.00	0.00	19.23
		PSH	174.00	174.00	174.00	0.00	0.00
		QTA	186.00	186.00	162.00	0.00	14.81
3526018. BURNOL	06 TUBE	LAH	85.08	85.08	85.08	0.00	0.00
		RAW	82.00	82.00	82.00	0.00	0.00
		MUL	82.00	82.00	82.00	0.00	0.00
		KAR	96.00	96.00	96.00	0.00	0.00
		MPK	81.60	81.60	81.60	0.00	0.00
		PSH	87.00	87.00	87.00	0.00	0.00
		QTA	81.00	81.00	81.00	0.00	0.00

Contd.

7.10 Intercity Wholesale Prices of Selected Commodities

Group/Commodity/Item Specification	Unit	City	Prices (Rs.)			% Change in Sept., 2016 Over			
			Sept.,2016	Aug., 2016	Sept.,2015	Aug., 2016	Sept., 2015		
3526019. O.R.S.FLAVOURED (SEARLE)	DOZEN	LAH	180.00	180.00	180.00	0.00	0.00		
		RAW	183.50	183.50	183.50	0.00	0.00		
		MUL	183.60	173.40	173.40	5.88	5.88		
		KAR	174.00	174.00	174.00	0.00	0.00		
		PSH	154.30	154.30	154.30	0.00	0.00		
3526020. JOSHANDA HAMDARD	DOZEN	QTA	156.00	156.00	156.00	0.00	0.00		
		LAH	240.00	240.00	276.00	0.00	-13.04		
		MUL	216.00	216.00	216.00	0.00	0.00		
		KAR	264.00	264.00	264.00	0.00	0.00		
		MPK	240.00	240.00	123.84	0.00	93.80		
3526021. COTTON BANDAGE 2" SIZE	06 NO.S	PSH	82.00	82.00	82.00	0.00	0.00		
		QTA	221.00	221.00	221.00	0.00	0.00		
		LAH	39.00	39.00	39.00	0.00	0.00		
		RAW	48.00	48.00	48.00	0.00	0.00		
		MUL	24.00	24.00	24.00	0.00	0.00		
084. Soaps & Detergents		KAR	30.00	30.00	30.00	0.00	0.00		
		MPK	54.00	54.00	54.00	0.00	0.00		
		PSH	42.50	42.50	22.00	0.00	93.18		
		3532101. LIFE BOUY SOAP (125 GM.)	DOZ.	LAH	427.00	427.00	442.00	0.00	-3.39
		RAW		402.50	402.50	382.50	0.00	5.23	
KSR	427.00	427.00		442.00	0.00	-3.39			
KAR	420.00	420.00		396.00	0.00	6.06			
PSH	396.00	396.00		425.00	0.00	-6.82			
3532102. LUX-STD. (70 GM.)	DOZ.	QTA	370.00	370.00	370.00	0.00	0.00		
		LAH	345.00	345.00	350.00	0.00	-1.43		
		RAW	342.50	342.50	342.50	0.00	0.00		
		KAR	360.00	360.00	370.00	0.00	-2.70		
		PSH	336.00	336.00	380.00	0.00	-11.58		
3532201. SUPER ACTIVE SURF (130 GM.)	DOZ.	QTA	345.00	345.00	360.00	0.00	-4.17		
		LAH	230.00	230.00	230.00	0.00	0.00		
		MUL	243.62	243.62	229.16	0.00	6.31		
		KAR	228.00	228.00	228.00	0.00	0.00		
		SKR	264.00	264.00	248.88	0.00	6.08		
3532202. ARIEL (100 GM)	DOZ.	LAH	230.00	230.00	230.00	0.00	0.00		
		GUJ	228.00	228.00	228.00	0.00	0.00		
		KAR	228.00	228.00	228.00	0.00	0.00		
		MPK	180.00	180.00	180.00	0.00	0.00		
		3532203. VIM DETERGENT POLY BAG (1000 G.)	DOZ.	LAH	810.00	810.00	750.00	0.00	8.00
RAW	765.00	765.00		715.00	0.00	6.99			
KAR	828.00	828.00		828.00	0.00	0.00			
SKR	720.00	720.00		720.00	0.00	0.00			
PSH	680.00	680.00		680.00	0.00	0.00			
3532204. MAXIMUM POWER BRITE POLYBAG(400GM)	DOZ.	MNG	900.00	900.00	516.00	0.00	74.42		
		QTA	624.00	624.00	624.00	0.00	0.00		
		LAH	1404.00	1404.00	1404.00	0.00	0.00		
		RAW	1070.00	1070.00	862.50	0.00	24.06		
		KAR	1428.00	1428.00	1224.00	0.00	16.67		
3532205. EXPRESS DETERGENT(1000GM)	DOZ.	MPK	1416.00	1416.00	1416.00	0.00	0.00		
		PSH	1325.00	1325.00	1325.00	0.00	0.00		
		KAR	2100.00	2100.00	2100.00	0.00	0.00		
		3532206. WASHING SOAP BETA/SUFI/GUY	DOZ.	LAH	5580.00	5580.00	5580.00	0.00	0.00
		RAW		3825.00	3775.00	3775.00	1.32	1.32	
KSR	5560.00	5560.00		5560.00	0.00	0.00			
SKR	3440.00	3440.00		3440.00	0.00	0.00			
PSH	5840.00	5840.00		5840.00	0.00	0.00			

Contd.

7.10 Intercity Wholesale Prices of Selected Commodities

Group/Commodity/Item Specification	Unit	City	Prices (Rs.)			% Change in Sept., 2016 Over		
			Sept.,2016	Aug., 2016	Sept.,2015	Aug., 2016	Sept., 2015	
3532207. WASHING SOAP NYLON 101 CAKE	DOZ.	LAH	269.00	269.00	269.00	0.00	0.00	
		RAW	255.00	237.50	237.50	7.37	7.37	
		SAR	289.00	289.00	286.00	0.00	1.05	
		BNU	190.00	190.00	190.00	0.00	0.00	
		QTA	300.00	300.00	300.00	0.00	0.00	
3532301. TOOTHPASTE MACLEAN'S (LARGE SIZE)	DOZ.	RAW	575.00	575.00	575.00	0.00	0.00	
		KAR	1080.00	1080.00	1080.00	0.00	0.00	
3532302. TOOTHPASTE FARHAN'S (STD. SIZE)	DOZ.	KAR	492.00	492.00	492.00	0.00	0.00	
3532303. TALC SAMSOL/SWISS MISS (STD.SIZE)	DOZ.	RAW	565.00	565.00	565.00	0.00	0.00	
		KAR	1092.00	1092.00	1092.00	0.00	0.00	
3532304. PONDS COLD CREAM (MED SIZE.)	DOZ.	LAH	1270.00	1270.00	1200.00	0.00	5.83	
		RAW	1125.00	1125.00	1127.50	0.00	-0.22	
		KAR	1194.00	1194.00	1194.00	0.00	0.00	
3532305. PONDS VANISHING CREAM (MED SIZE)	DOZ.	LAH	2450.00	2450.00	2450.00	0.00	0.00	
		RAW	1125.00	1125.00	1127.50	0.00	-0.22	
		KAR	1009.00	1009.00	1009.00	0.00	0.00	
3532306. ADMIRAL SHAVING CREAM (MED.SIZE)	DOZ.	LAH	720.00	720.00	720.00	0.00	0.00	
		RAW	710.00	710.00	625.00	0.00	13.60	
		KAR	750.00	750.00	684.00	0.00	9.65	
3532307. HAIR BRYL CREAM (MED. SIZE).	DOZ.	RAW	1165.00	1165.00	1125.00	0.00	3.56	
		KAR	1560.00	1560.00	1140.00	0.00	36.84	
3532308. JOHNSON'S BABY POWDER/MOTHER CARE	DOZ.	KAR	1380.00	1380.00	1000.00	0.00	38.00	
3532309. SUN SILK SHAMPOO LOCAL 10 ML.	DOZ.	RAW	51.00	51.00	51.00	0.00	0.00	
		KAR	55.00	55.00	55.00	0.00	0.00	
085. Auto Tyres								
3611101. AUTO TYRE GEN/SUZ/ALTO/MEHRAN	EACH	LAH	2700.00	2700.00	2700.00	0.00	0.00	
		RAW	2525.00	2525.00	2875.00	0.00	-12.17	
		KAR	2600.00	2600.00	2850.00	0.00	-8.77	
3611201. MOTOR CYCLE TYRE YAMAHA-100	EACH	LAH	1210.00	1210.00	1280.00	0.00	-5.47	
		RAW	962.50	962.50	962.50	0.00	0.00	
		KAR	980.00	980.00	1200.00	0.00	-18.33	
3611202. MOTOR CYCLE TYRE HONDA CD-70	EACH	LAH	860.00	860.00	860.00	0.00	0.00	
		RAW	962.50	962.50	962.50	0.00	0.00	
		KAR	840.00	840.00	1150.00	0.00	-26.96	
3611203. MOTOR CYCLE TYRE SUZUKI 80 CC.	EACH	LAH	960.00	960.00	960.00	0.00	0.00	
		RAW	937.50	937.50	937.50	0.00	0.00	
		KAR	1125.00	1125.00	1200.00	0.00	-6.25	
3611204. CYCLE TYRE SERVIS (28x1/2")	EACH	LAH	250.00	250.00	250.00	0.00	0.00	
		KAR	210.00	210.00	225.00	0.00	-6.67	
3611205. CYCLE TYRE DIAMOND (28x1/2")	EACH	LAH	275.00	275.00	300.00	0.00	-8.33	
		RAW	287.50	287.50	287.50	0.00	0.00	
		KAR	212.50	212.50	230.00	0.00	-7.61	
3611401. AUTO TUBE GEN/SUZ/ALTO/MEHRAN	EACH	LAH	270.00	270.00	270.00	0.00	0.00	
		RAW	295.00	295.00	295.00	0.00	0.00	
		KAR	317.50	317.50	322.50	0.00	-1.55	
3611402. MOTOR CYCLE TUBE YAMAHA-100	EACH	LAH	185.00	185.00	185.00	0.00	0.00	
		RAW	192.50	192.50	192.50	0.00	0.00	
		KAR	187.50	187.50	210.00	0.00	-10.71	
3611403. MOTOR CYCLE TUBE HONDA CD-70	EACH	LAH	175.00	175.00	175.00	0.00	0.00	
		RAW	192.50	192.50	192.50	0.00	0.00	
		KAR	162.50	162.50	205.00	0.00	-20.73	
3611404. MOTOR CYCLE TUBE SUZUKI 80 CC.	EACH	LAH	195.00	195.00	195.00	0.00	0.00	
		KAR	190.00	190.00	262.50	0.00	-27.62	
		LAH	105.00	105.00	105.00	0.00	0.00	
3611405. CYCLE TUBES SERVIS (28x1/2)	EACH	LAH	105.00	105.00	105.00	0.00	0.00	
		KAR	102.50	102.50	137.50	0.00	-25.45	

Contd.

7.10 Intercity Wholesale Prices of Selected Commodities

Group/Commodity/Item Specification	Unit	City	Prices (Rs.)			% Change in Sept., 2016 Over	
			Sept.,2016	Aug., 2016	Sept.,2015	Aug., 2016	Sept., 2015
3611406. CYCLE TUBES DIAMOND (28x1/2)	EACH	LAH	110.00	110.00	115.00	0.00	-4.35
		RAW	92.50	92.50	92.50	0.00	0.00
		KAR	97.50	97.50	132.50	0.00	-26.42
086. Plastic Products							
3694001. WATER COOLER 9 LTR.	EACH	LAH	575.00	575.00	400.00	0.00	43.75
		KAR	465.00	465.00	465.00	0.00	0.00
		PSH	430.00	430.00	450.00	0.00	-4.44
		QTA	410.00	410.00	410.00	0.00	0.00
3694002. BUCKET MED. SIZE	EACH	LAH	300.00	300.00	300.00	0.00	0.00
		GUJ	225.00	225.00	225.00	0.00	0.00
		GJT	220.00	220.00	220.00	0.00	0.00
		KAR	290.00	290.00	312.50	0.00	-7.20
		PSH	350.00	350.00	350.00	0.00	0.00
		QTA	235.00	235.00	235.00	0.00	0.00
3694003. DINNER SET PLASTIC 42/48/52 PIECES	EACH	LAH	1975.00	1975.00	1975.00	0.00	0.00
		RAW	4900.00	4900.00	4900.00	0.00	0.00
		MUL	3000.00	3000.00	3000.00	0.00	0.00
		KAR	2400.00	2400.00	2400.00	0.00	0.00
		PSH	2100.00	2100.00	2150.00	0.00	-2.33
		MNG	3000.00	3000.00	3000.00	0.00	0.00
3694004. HOT POT PLASTIC 3 PIECES	EACH	LAH	1225.00	1225.00	1225.00	0.00	0.00
		SKT	1000.00	1000.00	1000.00	0.00	0.00
		KAR	975.00	975.00	975.00	0.00	0.00
		PSH	1350.00	1350.00	1350.00	0.00	0.00
		QTA	1050.00	1050.00	1050.00	0.00	0.00
3694005. THERMOS STARVAC 1 LTR.	EACH	LAH	525.00	525.00	450.00	0.00	16.67
		GUJ	400.00	400.00	500.00	0.00	-20.00
		KAR	525.00	525.00	525.00	0.00	0.00
		QTA	300.00	300.00	300.00	0.00	0.00
087. Glass sheets							
3711401. PL. GLASS SHEET 3 MM ABOVE 1 SQ.M	SQ.MTR.	LAH	335.00	335.00	335.00	0.00	0.00
		RAW	335.00	335.00	335.00	0.00	0.00
		KAR	690.00	690.00	465.00	0.00	48.39
		PSH	425.00	425.00	425.00	0.00	0.00
3711402. FIG.GLASS SHEET ABOVE 1 SQ.M	SQ.MTR.	LAH	247.50	247.50	247.50	0.00	0.00
		RAW	295.00	295.00	295.00	0.00	0.00
		KAR	820.00	820.00	745.00	0.00	10.07
		PSH	968.00	968.00	968.00	0.00	0.00
088. Other Glass Articles							
3719101. JAR 4 LTR. LOCAL/FANCY/SILKY	DOZ.	RAW	975.00	975.00	887.50	0.00	9.86
		KAR	810.00	810.00	750.00	0.00	8.00
3719301. TUMBLER 200 ML. FANCY (OMROC)	DOZ.	RAW	437.50	437.50	310.00	0.00	41.13
		KAR	870.00	870.00	637.50	0.00	36.47
3719302. JUG DIAMOND 1.2 LTR. FANCY (OMROC)	DOZ.	LAH	1775.00	1775.00	1775.00	0.00	0.00
		RAW	1425.00	1425.00	1337.50	0.00	6.54
		KAR	2450.00	2450.00	2450.00	0.00	0.00
3719303. TEA CUP SAUCER WHITE	DOZ.	LAH	725.00	725.00	725.00	0.00	0.00
		RAW	975.00	975.00	887.50	0.00	9.86
		KAR	735.00	735.00	690.00	0.00	6.52
089. Ceramics & Sanitary Fixture							
3721001. EUROPEAN W/C (02/03) STD WHITE	EACH	LAH	1600.00	1600.00	1600.00	0.00	0.00
		RAW	1225.00	1225.00	1225.00	0.00	0.00
		GJT	1400.00	1400.00	1400.00	0.00	0.00
		KAR	2062.50	2062.50	1600.00	0.00	28.91
		PSH	4100.00	4100.00	4100.00	0.00	0.00
3721002. EUROPEAN W.C. (02/03)STD COLOUR	EACH	LAH	1700.00	1700.00	1700.00	0.00	0.00
		RAW	1325.00	1325.00	1325.00	0.00	0.00

Contd.

7.10 Intercity Wholesale Prices of Selected Commodities

Group/Commodity/Item Specification	Unit	City	Prices (Rs.)			% Change in Sept., 2016 Over	
			Sept.,2016	Aug., 2016	Sept.,2015	Aug., 2016	Sept., 2015
3721003. ASIAN W.C. WHITE 18/22"	EACH	GJT	1600.00	1600.00	1600.00	0.00	0.00
		KAR	2150.00	2150.00	1700.00	0.00	26.47
		LAH	1850.00	1850.00	1850.00	0.00	0.00
		RAW	1325.00	1325.00	1325.00	0.00	0.00
		GJT	1200.00	1200.00	1250.00	0.00	-4.00
3721004. ASIAN W.C. WHITE 15/22"	EACH	KAR	1075.00	1075.00	975.00	0.00	10.26
		PSH	1050.00	1050.00	1050.00	0.00	0.00
		LAH	1250.00	1250.00	1250.00	0.00	0.00
		RAW	1225.00	1225.00	1225.00	0.00	0.00
		GJT	1000.00	1000.00	1050.00	0.00	-4.76
3721005. ASIAN W.C. COLOURED 18/22"	EACH	KAR	1025.00	1025.00	925.00	0.00	10.81
		PSH	910.00	910.00	900.00	0.00	1.11
		LAH	1850.00	1850.00	1850.00	0.00	0.00
		RAW	1525.00	1525.00	1525.00	0.00	0.00
		GUJ	1800.00	1800.00	1800.00	0.00	0.00
3721006. ASIAN W.C. COLOURED 15/22"	EACH	GJT	1450.00	1450.00	1450.00	0.00	0.00
		KAR	1125.00	1125.00	1075.00	0.00	4.65
		PSH	980.00	980.00	980.00	0.00	0.00
		LAH	1350.00	1350.00	1350.00	0.00	0.00
		RAW	1325.00	1325.00	1325.00	0.00	0.00
3721007. WASH BASIN 50 CM WHITE STD.	EACH	GUJ	1700.00	1700.00	1700.00	0.00	0.00
		GJT	1250.00	1250.00	1250.00	0.00	0.00
		KAR	1025.00	1025.00	1025.00	0.00	0.00
		PSH	870.00	870.00	870.00	0.00	0.00
		LAH	1450.00	1450.00	1450.00	0.00	0.00
3721008. WASH BASIN 50 CM LIGHT COLOUR	EACH	RAW	1325.00	1325.00	1325.00	0.00	0.00
		GJT	1350.00	1350.00	1350.00	0.00	0.00
		KAR	1450.00	1450.00	1200.00	0.00	20.83
		PSH	1850.00	1850.00	1850.00	0.00	0.00
		LAH	1450.00	1450.00	1450.00	0.00	0.00
3721009. SINK STAINLESS STEEL(KIT.)MED.SIZE	EACH	RAW	1425.00	1425.00	1425.00	0.00	0.00
		GJT	1150.00	1150.00	1150.00	0.00	0.00
		KAR	1650.00	1650.00	1350.00	0.00	22.22
		PSH	1750.00	1750.00	1750.00	0.00	0.00
		LAH	1850.00	1850.00	1850.00	0.00	0.00
090. Bricks, Blocks & Tiles	1000	RAW	2525.00	2525.00	2475.00	0.00	2.02
		GUJ	1400.00	1400.00	1400.00	0.00	0.00
		KAR	1725.00	1725.00	1650.00	0.00	4.55
		PSH	1700.00	1700.00	1700.00	0.00	0.00
		LAH	7550.00	7850.00	7750.00	-3.82	-2.58
		RAW	8100.00	8100.00	7450.00	0.00	8.72
		GJT	8000.00	8000.00	8000.00	0.00	0.00
		KSR	7550.00	7850.00	7450.00	-3.82	1.34
		HYD	4800.00	4800.00	4800.00	0.00	0.00
		SKR	5000.00	5000.00	5000.00	0.00	0.00
		PSH	8000.00	8000.00	7300.00	0.00	9.59
		BNU	6000.00	5900.00	6500.00	1.69	-7.69
		QTA	6250.00	6250.00	6250.00	0.00	0.00
3732002. CEMENT BLOCKS	1000	KAR	20500.00	20500.00	20500.00	0.00	0.00
3732003. TILES PLAIN WHITE 8 X 10"	SQ.MTR	LAH	675.00	675.00	525.00	0.00	28.57
		RAW	490.00	490.00	490.00	0.00	0.00
		MUL	800.00	800.00	800.00	0.00	0.00
		KAR	612.50	612.50	580.00	0.00	5.60
3732004. TILES PLAIN COLOURED 8 X 10"	SQ.MTR	LAH	775.00	775.00	555.00	0.00	39.64
		RAW	590.00	590.00	590.00	0.00	0.00

Contd.

7.10 Intercity Wholesale Prices of Selected Commodities

Group/Commodity/Item Specification	Unit	City	Prices (Rs.)			% Change in Sept., 2016 Over	
			Sept.,2016	Aug., 2016	Sept.,2015	Aug., 2016	Sept., 2015
		MUL	850.00	850.00	850.00	0.00	0.00
		KAR	690.00	690.00	640.00	0.00	7.81
091. Cement							
3744001. CEMENT JAVEDAN (EX-FACTORY)	MT.	KAR	8460.00	8460.00	8460.00	0.00	0.00
3744002. CEMENT WHITE	MT.	LAH	18350.00	18350.00	18350.00	0.00	0.00
		RAW	19950.00	19950.00	19100.00	0.00	4.45
		KAR	18800.00	18800.00	18800.00	0.00	0.00
		SKR	18500.00	18500.00	20000.00	0.00	-7.50
3744003. SULP. RESISTING CEMENT(JAVEDAN)	MT.	KAR	9158.00	9158.00	9158.00	0.00	0.00
3744004. D.G. CEMENT (EX-FACTORY)	MT	LAH	9580.00	9203.00	8913.00	4.10	7.48
3744005. LUCKY CEMENT (EX-FACTORY)	MT	KAR	10110.00	10110.00	10110.00	0.00	0.00
3744006. FAUJI CEMENT(EX-FACTORY)	MT	RAW	9300.00	9320.00	8730.00	-0.21	6.53
092. Bed Foam							
3815001. BED FOAM	EACH	LAH	4300.00	4300.00	4000.00	0.00	7.50
		RAW	4325.00	4325.00	4325.00	0.00	0.00
		GUJ	3000.00	3000.00	3000.00	0.00	0.00
		KAR	2900.00	2750.00	2750.00	5.45	5.45
		QTA	3200.00	3200.00	3200.00	0.00	0.00
3815002. BED FOAM COMMANDER 6.5" X 6" X5"	EACH	LAH	6100.00	6100.00	5800.00	0.00	5.17
		FAS	6900.00	6900.00	6900.00	0.00	0.00
		RAW	6325.00	6325.00	6325.00	0.00	0.00
		GJT	7600.00	7600.00	7600.00	0.00	0.00
		KAR	7000.00	6400.00	6400.00	9.38	9.38
		HYD	5950.00	5950.00	5950.00	0.00	0.00
093. Matches							
3899801. MATCHES (70-75 STICKS) 10 BOXES	PACKET	LAH	9.60	9.60	9.60	0.00	0.00
		RAW	9.40	9.40	9.40	0.00	0.00
		KAR	15.00	15.00	15.00	0.00	0.00
		SKR	15.00	15.00	15.00	0.00	0.00
		PSH	18.00	18.00	18.00	0.00	0.00
5. Metal Product, Machinery & Equipment							
094. Pig Iron							
4111101. PIG IRON	MT.	KAR	40000.00	40000.00	40000.00	0.00	0.00
095. Steel Bar & Sheets							
4126101. M.S. ROUND BAR 1/4"	MT.	LAH	64000.00	67000.00	73000.00	-4.48	-12.33
		RAW	63750.00	63750.00	68750.00	0.00	-7.27
		KAR	59000.00	59000.00	68000.00	0.00	-13.24
		HYD	60000.00	60000.00	66000.00	0.00	-9.09
		PSH	65000.00	65000.00	63000.00	0.00	3.17
		QTA	63000.00	69000.00	67000.00	-8.70	-5.97
4126102. M.S. ROUND BAR 3/8"	MT.	LAH	64500.00	67500.00	74000.00	-4.44	-12.84
		RAW	63750.00	63750.00	68750.00	0.00	-7.27
		KAR	59000.00	59000.00	65000.00	0.00	-9.23
		HYD	60000.00	60000.00	66000.00	0.00	-9.09
		PSH	62000.00	62000.00	63000.00	0.00	-1.59
		QTA	67000.00	73000.00	71000.00	-8.22	-5.63
4126103. M.S.ROUND BAR 1/2"	MT.	LAH	64000.00	65500.00	72000.00	-2.29	-11.11
		RAW	64250.00	64250.00	69750.00	0.00	-7.89
		KAR	60000.00	60000.00	64000.00	0.00	-6.25
		HYD	60000.00	60000.00	66000.00	0.00	-9.09
		PSH	57500.00	57500.00	64500.00	0.00	-10.85
		QTA	66000.00	72000.00	70000.00	-8.33	-5.71
4126104. M.S. ROUND BAR 1"	MT.	LAH	64000.00	67500.00	75000.00	-5.19	-14.67
		RAW	64250.00	64250.00	69750.00	0.00	-7.89
		KAR	61500.00	61500.00	64000.00	0.00	-3.91
		PSH	65000.00	65000.00	66000.00	0.00	-1.52

Contd.

7.10 Intercity Wholesale Prices of Selected Commodities

Group/Commodity/Item Specification	Unit	City	Prices (Rs.)			% Change in Sept., 2016 Over		
			Sept.,2016	Aug., 2016	Sept.,2015	Aug., 2016	Sept., 2015	
4126105. M.S.RIBBED BAR 1/2" TO 1"	MT.	LAH	65000.00	69000.00	74000.00	-5.80	-12.16	
		RAW	63250.00	63250.00	68750.00	0.00	-8.00	
		KAR	61500.00	61500.00	75000.00	0.00	-18.00	
4126106. M.S.RIBBED BAR 3/8"	MT.	LAH	65000.00	69000.00	75000.00	-5.80	-13.33	
		RAW	62250.00	62250.00	67750.00	0.00	-8.12	
		KAR	66000.00	66000.00	75000.00	0.00	-12.00	
4126107. G.P.SHEET CUTTING JAPAN 24-30 BG	MT.	LAH	115000.00	120000.00	120000.00	-4.17	-4.17	
		RAW	82250.00	82250.00	83500.00	0.00	-1.50	
		KAR	87200.00	87200.00	88000.00	0.00	-0.91	
4126108. G.S.SHEET 24 G.GALV.	MT.	PSH	90000.00	90000.00	90000.00	0.00	0.00	
		LAH	125000.00	130000.00	130000.00	-3.85	-3.85	
		RAW	82250.00	82250.00	83500.00	0.00	-1.50	
		KAR	88200.00	88200.00	90000.00	0.00	-2.00	
		PSH	90000.00	90000.00	90000.00	0.00	0.00	
096. Pipe Fittings								
4129201. TEE 1/2"	DOZ.	LAH	425.00	425.00	410.00	0.00	3.66	
		RAW	387.50	387.50	387.50	0.00	0.00	
		KAR	384.00	384.00	384.00	0.00	0.00	
4129202. TEE 3/4"	DOZ.	QTA	180.00	180.00	180.00	0.00	0.00	
		LAH	530.00	530.00	475.00	0.00	11.58	
		RAW	512.50	512.50	512.50	0.00	0.00	
4129203. SOCKET 1/2"	DOZ.	KAR	558.00	558.00	558.00	0.00	0.00	
		QTA	360.00	360.00	360.00	0.00	0.00	
		LAH	275.00	275.00	275.00	0.00	0.00	
4129204. SOCKET 3/4"	DOZ.	RAW	337.50	337.50	337.50	0.00	0.00	
		KAR	246.00	246.00	246.00	0.00	0.00	
		QTA	120.00	120.00	120.00	0.00	0.00	
4129205. UNION 1/2"	DOZ.	LAH	365.00	365.00	365.00	0.00	0.00	
		RAW	412.50	412.50	412.50	0.00	0.00	
		KAR	290.00	290.00	290.00	0.00	0.00	
4129206. UNION 3/4"	DOZ.	QTA	165.00	165.00	165.00	0.00	0.00	
		LAH	730.00	730.00	660.00	0.00	10.61	
		RAW	712.50	712.50	712.50	0.00	0.00	
4129207. BAND 1/2"	DOZ.	KAR	812.00	812.00	812.00	0.00	0.00	
		QTA	360.00	360.00	360.00	0.00	0.00	
		LAH	835.00	835.00	755.00	0.00	10.60	
4129208. BAND 3/4"	DOZ.	RAW	787.50	787.50	787.50	0.00	0.00	
		KAR	1032.50	1032.50	1032.50	0.00	0.00	
		LAH	470.00	470.00	455.00	0.00	3.30	
4129209. ELBOW GALV CHINA 1/2"	DOZ.	RAW	687.50	687.50	687.50	0.00	0.00	
		KAR	641.00	641.00	641.00	0.00	0.00	
		QTA	300.00	300.00	300.00	0.00	0.00	
4129210. ELBOW GALV CHINA 3/4"	DOZ.	LAH	590.00	590.00	560.00	0.00	5.36	
		RAW	712.50	712.50	712.50	0.00	0.00	
		KAR	981.00	981.00	981.00	0.00	0.00	
097. Steel Products	EACH	QTA	480.00	480.00	480.00	0.00	0.00	
		LAH	310.00	310.00	310.00	0.00	0.00	
		RAW	412.50	412.50	412.50	0.00	0.00	
4291201. STAINLESS STEEL DEGCHI MED. SIZE	EACH	KAR	265.00	265.00	265.00	0.00	0.00	
		QTA	165.00	165.00	165.00	0.00	0.00	
		LAH	380.00	380.00	365.00	0.00	4.11	
		RAW	462.50	462.50	462.50	0.00	0.00	
		KAR	381.00	381.00	381.00	0.00	0.00	
		QTA	192.00	192.00	192.00	0.00	0.00	
		GJT	450.00	450.00	455.00	0.00	-1.10	

Contd.

7.10 Intercity Wholesale Prices of Selected Commodities

Group/Commodity/Item Specification	Unit	City	Prices (Rs.)			% Change in Sept., 2016 Over	
			Sept.,2016	Aug., 2016	Sept.,2015	Aug., 2016	Sept., 2015
4291202. STAINLESS STEEL TABLE SPOON SUP.	EACH	KAR	625.00	625.00	625.00	0.00	0.00
		LAH	350.00	350.00	350.00	0.00	0.00
		GJT	175.00	175.00	175.00	0.00	0.00
4291203. STAINLESS STEEL PLATE LIGHT	DOZ.	KAR	260.00	260.00	260.00	0.00	0.00
		LAH	700.00	700.00	700.00	0.00	0.00
		GJT	500.00	500.00	500.00	0.00	0.00
4291204. PRESSURE COOKER 4 LTR.	EACH	KAR	780.00	780.00	780.00	0.00	0.00
		LAH	1380.00	1380.00	1380.00	0.00	0.00
		GUJ	1025.00	1025.00	1000.00	0.00	2.50
4291401. NEW TREET BLADE ORDINARY	1000	SKT	1200.00	1200.00	1200.00	0.00	0.00
		KAR	1625.00	1625.00	1625.00	0.00	0.00
		RAW	2575.00	2575.00	2375.00	0.00	8.42
4291402. TREET SAFETY RAZOR	DOZ.	KAR	2900.00	2900.00	2900.00	0.00	0.00
		LAH	180.00	180.00	180.00	0.00	0.00
4291403. GILLET SAFETY RAZOR	DOZ.	KAR	1185.00	1185.00	1185.00	0.00	0.00
		LAH	430.00	430.00	370.00	0.00	16.22
		RAW	427.50	427.50	427.50	0.00	0.00
		KAR	420.00	420.00	280.00	0.00	50.00
098. Engines & Motors							
4321901. HOLLOW S.MOTOR 326 UP-4.40 HP 46	EACH	LAH	144750.00	144750.00	144500.00	0.00	0.17
099. Vacuum Pumps							
4323001. MULTISTAGE C.PUMPS(PCM 80-3 15 H)	EACH	LAH	77000.00	77000.00	77500.00	0.00	-0.65
4323002. MULTISTAGE C.PUMPS PCM 80-5 25 H)	EACH	LAH	109000.00	109000.00	109000.00	0.00	0.00
100. Air Conditioners							
4391201. PEL AIR CONDITONER 1.5 TON	EACH	LAH	39000.00	39000.00	38000.00	0.00	2.63
		RAW	36250.00	36250.00	36250.00	0.00	0.00
		KAR	42000.00	42000.00	42000.00	0.00	0.00
4391202. WAVES AIR CONDITIONER 1.5 TON.	EACH	LAH	44000.00	44000.00	44000.00	0.00	0.00
		RAW	37750.00	37750.00	37750.00	0.00	0.00
		GJT	45000.00	45000.00	45000.00	0.00	0.00
		KAR	41000.00	41000.00	41000.00	0.00	0.00
		HYD	41900.00	41900.00	41900.00	0.00	0.00
		QTA	39200.00	39200.00	39200.00	0.00	0.00
101. Cultivators							
4411201. CULTIVATOR (ORDINARY) 9 TIMES	EACH	GUJ	45000.00	45000.00	45000.00	0.00	0.00
4411202. CULTIVATOR (SPECIAL) 11 TIMES	EACH	GUJ	55000.00	55000.00	55000.00	0.00	0.00
102. Chuff Cutter							
4412301. CHUFF CUTTER	EACH	FAS	7000.00	7000.00	7000.00	0.00	0.00
103. Tractors							
4414101. TRACTOR MF-240	EACH	LAH	725450.00	725450.00	754000.00	0.00	-3.79
4414102. TRACTOR MF-385	EACH	LAH	1130860.00	1130860.00	1223800.00	0.00	-7.59
104. Lathe Machines							
4421301. LATHE MACHINE 3' (PAK MADINA)	EACH	LAH	80000.00	75000.00	72500.00	6.67	10.34
4421302. LATHE MACHINE 4.5' (PAK MADINA)	EACH	LAH	101750.00	101750.00	100000.00	0.00	1.75
4421303. LATHE MACHINE 6.5' (PAK MADINA)	EACH	LAH	122750.00	122750.00	119000.00	0.00	3.15
4421304. LATHE MACHINE 10' (PAK MADINA)	EACH	LAH	240000.00	230000.00	222500.00	4.35	7.87
105. Concrete Mixture							
4444001. CONC.MIXER 7 NTR. 12HP. STAR.ENG	EACH	LAH	140000.00	140000.00	140000.00	0.00	0.00
4444002. CONC.MIXER 17 NTR. 24HP. STAR.ENG	EACH	LAH	210000.00	210000.00	210000.00	0.00	0.00
106. Fridge,WashM,SewM,Fans,Iron							
4481101. DAWLANCE 10 CFT. DOUBLE DOOR	EACH	LAH	28000.00	28000.00	28000.00	0.00	0.00
		RAW	24350.00	24350.00	23750.00	0.00	2.53
		KAR	32000.00	32000.00	31100.00	0.00	2.89
4481201. WASHING MACHINE NAT. PAK S.F.	EACH	LAH	7000.00	7000.00	7000.00	0.00	0.00
		GUJ	5000.00	5000.00	5550.00	0.00	-9.91
		KAR	5450.00	5450.00	5000.00	0.00	9.00
		QTA	5550.00	5550.00	5500.00	0.00	0.91

Contd.

7.10 Intercity Wholesale Prices of Selected Commodities

Group/Commodity/Item Specification	Unit	City	Prices (Rs.)			% Change in Sept., 2016 Over	
			Sept.,2016	Aug., 2016	Sept.,2015	Aug., 2016	Sept., 2015
4481202. WASHING MACHINE SINGER S.F.	EACH	LAH	10200.00	10200.00	9500.00	0.00	7.37
		RAW	9900.00	9900.00	9550.00	0.00	3.66
		KAR	11800.00	11800.00	10600.00	0.00	11.32
4481203. WASHING MACHINE DAWLANCE	EACH	LAH	9500.00	9500.00	9500.00	0.00	0.00
		FAS	8700.00	8700.00	8700.00	0.00	0.00
		GUJ	9400.00	9400.00	9400.00	0.00	0.00
		GJT	9400.00	9400.00	9400.00	0.00	0.00
		KAR	6200.00	6200.00	5400.00	0.00	14.81
		HYD	9000.00	9000.00	9000.00	0.00	0.00
4481204. WASHING MACHINE SUPER ASIA	EACH	LAH	9000.00	9000.00	9000.00	0.00	0.00
		FAS	8800.00	8800.00	8800.00	0.00	0.00
		KAR	5800.00	5800.00	5000.00	0.00	16.00
		HYD	6500.00	6500.00	6500.00	0.00	0.00
4481401. SEWING MACHINE SINGER B.B. H.O	EACH	LAH	6700.00	6700.00	5850.00	0.00	14.53
		KAR	6200.00	6200.00	6200.00	0.00	0.00
4481402. SINGER ZIG ZAG MACHINE	EACH	LAH	14500.00	14500.00	13500.00	0.00	7.41
		KAR	11900.00	11900.00	11900.00	0.00	0.00
4481403. SEWING MACHINE SALIKA	EACH	LAH	4500.00	4500.00	4500.00	0.00	0.00
		KAR	5600.00	5600.00	5600.00	0.00	0.00
4481501. CEILING FAN MILLAT 48"	EACH	LAH	2300.00	2300.00	2300.00	0.00	0.00
		KAR	2600.00	2600.00	2400.00	0.00	8.33
4481502. CEILING FAN PAK 48"	EACH	LAH	2200.00	2200.00	2200.00	0.00	0.00
		GUJ	2400.00	2400.00	2400.00	0.00	0.00
		KAR	2800.00	2800.00	2400.00	0.00	16.67
4481503. CEILING FAN NATIONAL 56"	EACH	LAH	2200.00	2200.00	2200.00	0.00	0.00
		GUJ	2150.00	2150.00	2150.00	0.00	0.00
		GJT	2300.00	2300.00	2300.00	0.00	0.00
		KAR	2550.00	2550.00	2300.00	0.00	10.87
		HYD	2200.00	2200.00	2200.00	0.00	0.00
4481504. CEILING FAN YOUNIS 56"	EACH	LAH	2300.00	2300.00	2300.00	0.00	0.00
		FAS	2500.00	2500.00	2350.00	0.00	6.38
		GUJ	2350.00	2350.00	2350.00	0.00	0.00
		KAR	2650.00	2650.00	2400.00	0.00	10.42
		PSH	2650.00	2650.00	2550.00	0.00	3.92
		QTA	2750.00	2750.00	2750.00	0.00	0.00
4481505. PADESTAL FAN MILLAT 20"	EACH	KAR	3600.00	3600.00	3200.00	0.00	12.50
4481506. PADESTAL FAN PAK 20"	EACH	LAH	3500.00	3500.00	3300.00	0.00	6.06
		GJT	3800.00	3800.00	3800.00	0.00	0.00
		KAR	3600.00	3600.00	3200.00	0.00	12.50
		PSH	3800.00	3800.00	3800.00	0.00	0.00
		LAH	1600.00	1600.00	1600.00	0.00	0.00
4481507. EXHAUST FAN CLIMAX 12"	EACH	GUJ	1400.00	1400.00	1700.00	0.00	-17.65
		LAH	1600.00	1600.00	1600.00	0.00	0.00
4481508. EXHAUST FAN MILLAT 12"	EACH	KAR	1800.00	1800.00	1600.00	0.00	12.50
4481509. EXHAUST FAN PAK. NATIONAL 12"	EACH	LAH	1500.00	1500.00	1500.00	0.00	0.00
		GUJ	1350.00	1350.00	1900.00	0.00	-28.95
		GJT	1800.00	1800.00	1800.00	0.00	0.00
		KAR	1700.00	1700.00	1600.00	0.00	6.25
		LAH	500.00	500.00	400.00	0.00	25.00
4481601. IRON NATIONAL PAK AUTOMATIC	EACH	GUJ	850.00	850.00	850.00	0.00	0.00
		KAR	525.00	525.00	525.00	0.00	0.00
		PSH	800.00	800.00	800.00	0.00	0.00
		LAH	1250.00	1250.00	1250.00	0.00	0.00
4481602. IRON PHILIPS HD 1120/R	EACH	GUJ	2080.00	2080.00	2100.00	0.00	-0.95
		LAH	1250.00	1250.00	1250.00	0.00	0.00
		KAR	1360.00	1360.00	1360.00	0.00	0.00

Contd.

7.10 Intercity Wholesale Prices of Selected Commodities

Group/Commodity/Item Specification	Unit	City	Prices (Rs.)			% Change in Sept., 2016 Over	
			Sept.,2016	Aug., 2016	Sept.,2015	Aug., 2016	Sept., 2015
107. Electric Wires							
4634001. FLEXIBLE WIRE 2999-14 0076	90 MTR.	LAH	575.00	575.00	525.00	0.00	9.52
		MUL	1100.00	1100.00	1100.00	0.00	0.00
		KAR	990.00	990.00	990.00	0.00	0.00
		PSH	800.00	800.00	800.00	0.00	0.00
		QTA	505.00	505.00	505.00	0.00	0.00
4634002. PVC WIRE SINGLE CORE	90 MTR.	LAH	925.00	925.00	850.00	0.00	8.82
		MUL	1280.00	1280.00	1280.00	0.00	0.00
		KAR	990.00	990.00	990.00	0.00	0.00
		PSH	900.00	900.00	900.00	0.00	0.00
		QTA	600.00	600.00	600.00	0.00	0.00
108. Lighting Equipments							
4653101. PHILIPS TL. LAMP 40 W.	EACH	GUJ	95.00	95.00	92.00	0.00	3.26
		GJT	96.00	96.00	96.00	0.00	0.00
		KAR	105.00	105.00	85.00	0.00	23.53
		PSH	97.50	97.50	97.50	0.00	0.00
		QTA	90.00	90.00	90.00	0.00	0.00
4653102. PHILIPS ELECTRIC BULB 100W(GLS)	100 BUL	LAH	2000.00	2000.00	2000.00	0.00	0.00
		RAW	2950.00	2950.00	2950.00	0.00	0.00
		KAR	2800.00	2800.00	2800.00	0.00	0.00
		PSH	2900.00	2900.00	2900.00	0.00	0.00
4653103. PHILIPS ENERGY SAVER 14 W (GLS)	EACH	LAH	145.00	145.00	150.00	0.00	-3.33
		RAW	139.00	139.00	139.00	0.00	0.00
		KAR	155.00	155.00	155.00	0.00	0.00
		PSH	170.00	170.00	170.00	0.00	0.00
		QTA	172.00	172.00	172.00	0.00	0.00
109. Radio & Television							
4731201. RADIO 3-5 BAND (CHINA BRAND)	EACH	LAH	175.00	175.00	175.00	0.00	0.00
		RAW	287.50	287.50	287.50	0.00	0.00
		KAR	425.00	425.00	325.00	0.00	30.77
4731301. PHILIPS COLOUR TV. 14"	EACH	LAH	8150.00	8150.00	8150.00	0.00	0.00
		RAW	8250.00	8250.00	8250.00	0.00	0.00
		KAR	8400.00	8400.00	8400.00	0.00	0.00
4731302. L.G.COLOUR TV. 14"	EACH	LAH	8100.00	8100.00	8100.00	0.00	0.00
		RAW	7900.00	7900.00	7900.00	0.00	0.00
		KAR	8150.00	8150.00	8150.00	0.00	0.00
4731303. SONY COLOUR TV 14"	EACH	LAH	13000.00	13000.00	13000.00	0.00	0.00
		RAW	10250.00	10250.00	10250.00	0.00	0.00
		KAR	8000.00	8000.00	8000.00	0.00	0.00
4731304. PANASONIC COLOUR TV 14"	EACH	RAW	9250.00	9250.00	9250.00	0.00	0.00
		KAR	7750.00	7750.00	7750.00	0.00	0.00
4731305. PHILIPS COLOUR TV. 20"	EACH	LAH	11000.00	11000.00	11000.00	0.00	0.00
		RAW	13900.00	13900.00	13900.00	0.00	0.00
		KAR	12750.00	12750.00	12750.00	0.00	0.00
4731306. L.G.COLOUR TV. 20"	EACH	LAH	13400.00	13400.00	13400.00	0.00	0.00
		RAW	12250.00	12250.00	12250.00	0.00	0.00
		KAR	13000.00	13000.00	13000.00	0.00	0.00
4731307. L.G. COLOUR TV. 21"	EACH	LAH	14700.00	14700.00	14700.00	0.00	0.00
		RAW	12250.00	12250.00	12250.00	0.00	0.00
		KAR	16100.00	16100.00	16100.00	0.00	0.00

Contd.

7.10 Intercity Wholesale Prices of Selected Commodities

Group/Commodity/Item Specification	Unit	City	Prices (Rs.)			% Change in Sept., 2016 Over	
			Sept.,2016	Aug., 2016	Sept.,2015	Aug., 2016	Sept., 2015
4731308. SONY COLOUR TV 20"	EACH	LAH	18800.00	18800.00	18800.00	0.00	0.00
		RAW	17100.00	17100.00	17100.00	0.00	0.00
110. Motor Vehicles							
4911301. CAR SUZUKI MEHRAN 800CC SB308R VX	EACH	KAR	650000.00	630000.00	625000.00	3.17	4.00
4911302. SUZUKI CULTUS 1000CC SF410 VXR M PE	EACH	KAR	1124000.00	1044000.00	1039000.00	7.66	8.18
4911303. SUZUKI RAVI 800 CC PICKUP(ST 308R)	EACH	KAR	667000.00	642000.00	637000.00	3.89	4.71
4911304. CAR TOYOTA 1300 CC XLI	EACH	KAR	1639000.00	1639000.00	1539000.00	0.00	6.50
4911305. CAR HONDA CIVIC 1800CC(iVTEC MANUAL)	EACH	LAH	2039000.00	2039000.00	2021000.00	0.00	0.89
4911306. ISUZU BUS CHASIS MT 112 K	EACH	KAR	3325000.00	3325000.00	3325000.00	0.00	0.00
4911401. ISUZU TRUCK CHASIS FTR 12 K	EACH	KAR	3850000.00	3850000.00	3850000.00	0.00	0.00
111. Motorcycles							
4991201. MOTOR CYCLE YB-100ROYAL YAMAHA	EACH	KAR	75375.00	75375.00	75375.00	0.00	0.00
4991202. MOTOR CYCLE CD-70 HONDA	EACH	KAR	63500.00	63500.00	63500.00	0.00	0.00
4991203. MOTOR CYCLE PAK HERO 70 CC.	EACH	LAH	42000.00	42000.00	42000.00	0.00	0.00
		MUL	42000.00	42000.00	42000.00	0.00	0.00
		KAR	46000.00	46000.00	46000.00	0.00	0.00
4991204. MOTOR CYCLE SUPER ASIA 70 CC.	EACH	LAH	42500.00	42500.00	42500.00	0.00	0.00
		MUL	45000.00	45000.00	45000.00	0.00	0.00
		KAR	42500.00	42500.00	42500.00	0.00	0.00
		HYD	42000.00	42000.00	42000.00	0.00	0.00
4991205. MOTOR CYCLE SUZUKI STD 110CC.	EACH	KAR	71300.00	71300.00	71300.00	0.00	0.00
112. Bicycles							
4992101. BICYCLE PECO FOR GENTS POPULAR	EACH	LAH	5000.00	5000.00	5000.00	0.00	0.00
4992102. BICYCLE PECO FOR BMX SHAHEEN	EACH	LAH	3500.00	3500.00	3500.00	0.00	0.00
4992103. BICYCLE SOHRAB SUPER	EACH	LAH	6450.00	6450.00	6450.00	0.00	0.00
		KAR	6900.00	6900.00	6450.00	0.00	6.98
4992104. BICYCLE SOHRAB VIP STUDENT	EACH	LAH	6300.00	6300.00	6300.00	0.00	0.00
		KAR	5900.00	5900.00	5700.00	0.00	3.51

7.11 Intercity Consumer Prices September, 2016

Description	Unit	Rawalpindi	Islamabad	Attock	Jhelum	Lahore	Sahiwal	Gujranwala
WHEAT	10 KG.	337.50	337.50	327.50	336.25	336.25	321.88	340.00
WHEAT FLOUR FINE/SUPERIOR.	KG.	55.92	57.75	42.50	48.00	50.00	41.00	42.00
WHEAT FLOUR AVG. QLTY	KG.	37.88	38.56	36.50	37.75	38.00	34.75	40.00
WHEAT FLOUR BAG	10 KG.	378.75	385.63	365.00	377.50	380.00	347.50	375.00
MAIDA	KG.	56.50	58.75	50.00	60.00	56.25	50.00	50.00
SUJI	KG.	57.42	59.25	50.00	60.00	60.00	50.00	50.00
BESAN AV. QLTY.	KG.	157.50	163.75	160.00	160.00	155.54	150.00	132.50
RICE BASMATI SUP. QLTY.	KG.	140.00	145.31	137.50	125.00	122.50	105.00	90.00
RICE BASMATI 385/386	KG.	127.08	131.25	77.50	105.00	87.86	60.00	50.00
RICE BASMATI BROKEN AV.QLTY	KG.	75.00	79.38	67.50	65.00	62.50	55.00	50.00
RICE IRRI-6 (SINDH/PUNJAB)	KG.	52.71	60.00	47.50	60.00	53.00	37.50	47.50
VERMICELLI	KG.	97.92	99.38	92.50	80.00	101.61	70.00	77.50
BREAD PLAIN MEDIUM SIZE	EACH	40.00	40.00	40.00	37.50	40.00	40.00	40.00
RUSK (PAPAY)	KG.	240.00	261.25	170.00	230.00	205.00	235.00	160.00
BISCUITS-PACKED	PKT	40.00	40.00	40.00	40.00	35.00	35.00	35.00
BISCUIT-BAKERY (LOOSE)	250 GM	100.42	110.00	77.50	100.00	92.50	110.00	110.00
CORNFLAKS FAUJI 225 GM.	PKT	189.00	189.00	189.00	189.00	176.40	176.40	180.00
SAMOSA (VEGATABLE)	EACH	14.75	14.63	15.00	12.50	16.96	15.00	15.00
PASTRY AV.QLTY.	EACH	32.92	33.44	37.50	30.00	30.18	30.00	35.00
PATTIES (VEGATABLES)	EACH	27.50	28.75	21.00	25.00	31.96	30.00	20.00
NIMCO	250 GM	82.50	86.88	67.50	70.00	68.93	90.00	50.00
CHIPS	250 GM	93.33	95.00	78.75	82.50	77.32	90.00	65.00
BEEF WITH BONE AV.QLTY.	KG	337.50	338.75	265.00	302.50	344.29	280.00	290.00
MUTTON AV.QLTY.	KG	741.25	752.50	675.00	637.50	805.36	630.00	625.00
CHICKEN FARM BROILER (LIVE)	KG	155.63	163.33	106.00	110.00	91.29	100.00	120.00
FISH-RAHU MEDIUM SIZE	KG	299.17	336.25	240.00	290.00	261.07	245.00	250.00
MILK FRESH (UNBOILED)	LTR.	92.92	97.50	72.50	75.00	73.21	70.00	80.00
CURD	KG.	100.00	108.13	77.50	80.00	83.04	80.00	90.00
MILK TETRA PACK 1/2 LTR.	PKT.	60.00	60.00	60.00	60.00	60.00	60.00	60.00
LACTOGEN 400 GRAMS	PKT.	435.00	435.00	435.00	435.00	435.00	445.00	440.00
POWDER MILK NIDO 400GM.	PKT	389.74	389.74	389.74	389.74	380.00	380.00	389.74
MILK POWDER LOOSE/PACKED	KG.	551.67	585.00	535.00	500.00	504.29	445.00	350.00
BUTTER LOCAL PACKED	50 GM.	25.00	25.00	25.00	50.00	32.00	25.00	35.00
EGGS FARM	DOZ	100.00	107.50	106.50	100.00	102.29	95.00	100.00
MUSTARD OIL AV.QLTY.	KG.	220.00	240.00	245.00	205.00	183.93	162.50	145.00
COOKING OIL (DALDA)	2.5LTR	445.00	445.00	445.00	445.00	445.00	443.00	467.00
COOKING OIL (PAKWAN) OTHER BRAND SPECIFY	2.5 LTR	355.00	362.50	355.00	387.50	420.00	370.00	420.00
VEGETABLE GHEE TIN	2.5KG.	440.00	440.00	440.00	440.00	440.00	440.00	452.00
VEGETABLE GHEE (LOOSE)	KG.	147.50	151.25	139.00	135.00	144.71	165.00	142.50
DATES AV.QLTY.	KG.	228.33	243.75	210.00	210.00	157.86	165.00	190.00
PISTACHIO AV.QLTY.	50 GM.	116.67	122.50	117.50	125.00	107.86	140.00	120.00
ALMONDS WHOLE AV.QLTY.	KG.	625.83	646.88	610.00	612.50	672.14	675.00	525.00
COCONUT DRY AV.QLTY.	KG.	297.50	327.50	315.00	320.00	315.18	242.50	200.00
RAISINS AV.QLTY.	50 GM.	23.50	26.50	23.50	22.50	31.93	18.00	20.00
GROUNDNUTS (WITH SHELL)	KG.	213.33	228.75	170.00	240.00	196.43	200.00	195.00
MALTA/MOSAMBI	DOZ	0.00	0.00	0.00	0.00	0.00	0.00	0.00
KINNU	DOZ	0.00	0.00	0.00	0.00	0.00	0.00	0.00
APPLE	KG	134.17	160.00	110.00	95.00	126.96	95.00	110.00
ALOO BUKHARA	KG	0.00	0.00	0.00	0.00	0.00	0.00	0.00
POMEGRANATE (ANNAR)	KG	219.00	295.00	325.00	205.00	370.36	190.00	290.00
GRAPES	KG	237.50	288.75	190.00	195.00	197.86	235.00	120.00
BANANAS	DOZ	115.83	148.75	80.00	95.00	83.39	75.00	72.50
MANGO KALMI	KG	185.00	206.25	190.00	195.00	125.00	122.50	80.00
GUAVA	KG	105.83	147.50	100.00	105.00	89.29	55.00	70.00
WATERMELON (TURBOOZ)	KG	0.00	0.00	0.00	0.00	0.00	0.00	0.00
MUSKMELON (KHARBOOZA)	KG	0.00	0.00	0.00	0.00	0.00	0.00	0.00
SWEETMELON (GARMA)	KG	76.67	87.50	65.00	55.00	52.32	57.50	60.00
PULSE MASOOR (WHOLE)	KG.	152.08	165.63	132.50	147.50	157.32	140.00	140.00
PULSE MASOOR (WASHED)	KG.	160.00	168.75	147.50	152.50	167.50	145.00	150.00
PULSE MOONG (WASHED)	KG.	152.92	168.13	142.50	162.50	159.82	127.50	150.00
PULSE MASH (WASHED)	KG.	248.33	263.13	245.00	270.00	286.07	245.00	280.00
PULSE GRAM	KG.	157.08	166.25	160.00	155.00	148.04	150.00	147.50

Contd.

7.11 Intercity Consumer Prices September, 2016

Description	Unit	Rawalpindi	Islamabad	Attock	Jhelum	Lahore	Sahiwal	Gujran-wala
GRAM WHOLE BLACK AV.QLTY.	KG.	158.33	165.00	147.50	150.00	138.04	145.00	140.00
GRAM WHOLE YELLOW AV.QLTY	KG.	202.50	205.00	195.00	200.00	168.93	190.00	160.00
BEANS (LAL LOBIA)	KG.	156.67	165.00	135.00	160.00	152.50	155.00	130.00
POTATOES	KG	46.67	51.25	50.00	42.50	43.57	50.00	52.50
ONION	KG	42.08	48.75	30.00	35.00	40.36	30.00	37.50
TURNIP	KG	0.00	0.00	0.00	0.00	0.00	0.00	0.00
RADISH	KG	62.50	76.25	57.50	0.00	53.93	55.00	25.00
TOMATOES	KG	72.08	83.75	57.50	55.00	75.36	55.00	60.00
CABBAGE	KG	0.00	0.00	0.00	0.00	0.00	0.00	0.00
CAULIFLOWER	KG	0.00	0.00	0.00	0.00	0.00	0.00	0.00
BRINJAL	KG	50.42	65.00	37.50	45.00	43.93	35.00	40.00
PUMPKIN	KG	43.75	65.00	55.00	35.00	35.71	50.00	0.00
BOTTLEGOURD	KG	63.33	90.00	30.00	45.00	67.68	50.00	50.00
LADY FINGER	KG	72.50	87.50	50.00	55.00	74.64	66.25	50.00
PEAS	KG	0.00	0.00	0.00	0.00	0.00	0.00	0.00
SPINACH	KG	41.25	43.75	32.50	35.00	36.43	35.00	30.00
TINDA	KG	90.00	116.25	0.00	75.00	105.00	127.50	100.00
TURAI	KG	68.33	90.00	40.00	55.00	67.50	75.00	40.00
KARAILA	KG	73.33	73.75	37.50	55.00	86.57	121.25	60.00
ARVI	KG	72.50	82.50	50.00	65.00	67.68	55.00	60.00
CHILLIES GREEN	KG	108.33	123.75	65.00	100.00	87.50	60.00	100.00
CARROT	KG	0.00	0.00	0.00	0.00	0.00	0.00	0.00
COCUMBER (KHEERA)	KG	108.33	122.50	100.00	95.00	95.36	56.25	50.00
LEMON	250GM	81.67	85.00	72.50	55.00	45.71	30.00	20.00
SUGAR REFINED	KG.	73.04	76.75	72.50	72.00	73.07	70.00	70.00
GUR AV.QLTY	KG.	103.33	110.00	97.50	105.00	101.43	95.00	85.00
HONEY LANGANESE 500 GM.	BOTTLE	924.58	937.50	910.00	925.00	860.00	855.00	840.00
MILO 200 GM.	BOTTLE	215.00	215.00	215.00	222.50	216.00	220.00	166.67
CUSTARD POWDER RAFHAN 300 GM.	PKT	80.00	80.00	80.00	80.00	80.00	80.00	80.00
TOFFEE (HILAL)	EACH	2.00	2.00	2.00	2.00	2.00	1.50	1.00
CHOWKELATE CANDY (SMALL SIZE)	EACH	5.00	5.00	5.00	5.00	5.00	5.00	5.00
SWEETMEAT (MIXED)	KG	392.50	408.75	320.00	370.00	310.00	377.50	360.00
ICE CREAM WALLS	CUP.	40.00	40.00	40.00	40.00	40.00	45.00	40.00
ICE	KG	20.00	20.00	15.00	20.00	15.00	10.00	5.00
JAM AHMED/MITCHELLES	BOTTLE	140.00	140.00	140.00	140.00	135.00	140.00	125.00
SQUASH-MITCHELLES	BOTTLE	167.50	167.50	167.50	165.00	150.00	160.00	150.00
ROOH AFZA	BOTTLE	170.00	170.00	160.00	170.00	160.00	160.00	160.00
JAM-E-SHIREEN	BOTTLE	170.00	170.00	170.00	170.00	170.00	170.00	170.00
SAUNF	50 GM	20.00	20.00	19.00	20.00	20.00	18.00	20.00
CINAMON LOOSE AV. QLTY	50 GM.	24.75	25.00	24.50	35.00	26.71	30.00	25.00
CUMINSEED WHITE NATIONAL	50 GM.	52.00	52.00	52.00	52.00	52.00	52.00	52.00
PEPPER BLACK NATIONAL	50 GM.	105.00	105.00	100.00	105.00	100.00	100.00	100.00
CLOVES LOOSE AV.QLTY	50 GM.	80.83	83.13	82.50	85.00	89.29	100.00	100.00
CARDAMOM LARGE LOOSE AV.QLTY	50 GM.	182.50	190.00	185.00	195.00	170.36	180.00	150.00
CARDAMOM SMALL AV.QLTY	50 GM.	117.92	130.63	112.50	107.50	78.04	110.00	90.00
SALT-POWDERED (LAHORI) LOOSE	KG.	12.00	12.00	10.00	15.00	10.00	10.00	10.00
SALT POWDERED (NATIONAL/SHAN)	PKT	25.00	25.00	25.00	25.00	25.00	25.00	25.00
CHILLIES POWD.NATIONAL 200GM	PKT	105.00	105.00	105.00	105.00	105.00	105.00	105.00
CHILLIES POWDER LOOS	KG.	313.33	326.25	270.00	270.00	290.71	242.50	260.00
CORRIANDER SEED POWD.NATIONAL	PKT	104.00	104.00	104.00	104.00	104.00	104.00	110.00
CORRIANDER SEED (LOOSE)	KG.	298.33	300.00	265.00	290.00	287.14	262.50	190.00
TURMERIC POWD.NATIONAL 50GM	PKT.	35.00	35.00	35.00	35.00	35.00	35.00	35.00
CURRY POWD. NATIONAL 200 GM	PKT.	87.00	87.00	87.00	87.00	88.00	78.81	87.00
TOMATO KETCHUP AHMED/MITCHL	BOTTLE	100.00	100.00	105.00	100.00	95.00	85.00	100.00
PICKLES AHMED/MITCHELLES	BOTTLE	110.00	110.00	110.00	115.00	105.00	95.00	100.00
VINEGAR SYNTHETIC (SIRKA)	BOTTLE	100.00	100.00	77.50	95.00	80.00	80.00	70.00
GARLIC	KG	319.17	329.38	290.00	310.00	308.93	276.25	295.00
GINGER	KG	226.67	258.75	100.00	165.00	117.14	155.00	120.00
TAPAL DANEDAR TEA 200GM PACKET	PKT	157.89	157.89	157.84	157.89	157.89	157.89	157.89
TEA LIPTON YELLOW LABEL 200GM.	PKT.	157.89	157.89	157.84	157.89	157.89	157.89	157.89
TEA LOOSE KENYA AV.QLTY 250GM.	PKT.	175.00	175.00	175.00	175.00	116.07	182.50	160.00
COFFEE-NESCAFE 75 GM. **	BOTTLE	355.00	355.00	355.00	340.00	360.00	330.00	350.00

Contd.

7.11 Intercity Consumer Prices September, 2016

Description	Unit	Rawalpindi	Islamabad	Attock	Jhelum	Lahore	Sahiwal	Gujran-wala
COLD DRINK (STANDARD SIZ)	BOTTLE	27.50	27.50	25.00	25.00	20.00	25.00	25.00
FRUIT JUICE TETRA PACK	PKT.	20.00	20.00	15.00	17.50	20.00	18.00	20.00
MINERAL WATER NESTLE 1.5 LTR	BOTTLE	50.00	50.00	50.00	50.00	50.00	50.00	45.00
CIGARETTES K-2 10'S **	PKT	65.00	65.00	65.00	65.00	65.00	65.00	70.00
CIGARETTES CAPSTAN 10'S **	PKT	72.50	72.50	70.00	72.50	65.00	70.00	70.00
CIGARETTES GOLD LEAF 20'S	PKT	130.00	130.00	130.00	130.00	120.00	130.00	130.00
CIGARETTES MORVEN GOLD 20'S	PKT	72.50	72.50	70.00	72.50	65.00	70.00	70.00
BETEL LEAVES	50GM.	102.50	110.63	102.50	105.00	73.93	70.00	60.00
BETEL NUTS	KG.	640.83	671.25	675.00	365.00	355.00	350.00	350.00
LONG CLOTH 57" GUL AHMED/AL-KARAM	METER	195.00	205.00	185.00	260.00	257.14	245.00	135.00
SHIRTING AV.QLTY.	METER	185.00	192.50	182.50	195.00	138.57	290.00	170.00
PANT CLOTH W & WEAR AV.QLTY	METER	437.50	431.25	437.50	410.00	332.14	525.00	335.00
LAWN PRINTED GUL AHMED/AL-KARAM	METER	270.00	287.50	267.50	285.00	281.07	397.50	205.00
GEORGETTE AV.QLTY	METER	152.50	155.00	152.50	145.00	120.54	110.00	132.50
LINEN AV.QLTY ***	METER	163.33	170.00	165.00	165.00	173.93	225.00	105.00
HEAVY WT SUITING LAWERNCPUR AVG QLTY	METER	1475.00	1475.00	1475.00	1475.00	1475.00	1100.00	1050.00
HEAVY WT SUITING LAWERNCPUR SUP QLTY	METER	1925.00	1925.00	1925.00	1925.00	2075.00	1250.00	2350.00
TROPICAL SUITING LAW.PUR	METER	1425.00	1425.00	1425.00	1425.00	1175.00	1100.00	925.00
PANT BOY 24"/26" LENGTH.	EACH	525.00	550.00	537.50	612.50	381.79	762.50	712.50
SHIRT BOY 24"/26" LENGTH	EACH	359.58	375.00	362.50	425.00	363.57	575.00	450.00
SCHOOL UNI. PANT,SHIRT BOYS	SUIT	510.00	545.63	525.00	560.00	678.57	725.00	975.00
SCHOOL UNI. KAMEEZ,SHAL.BOYS	SUIT	507.92	550.00	512.50	482.50	479.64	525.00	925.00
SCHOOL UNI. KAMEEZ,SHAL.GIRL	SUIT	475.00	471.88	485.00	455.00	562.50	475.00	925.00
FROCK W/WEAR GIRLS	EACH	2225.00	2287.50	2050.00	1275.00	1135.71	1450.00	925.00
AWAMI-SUIT W & W(BOY) 24"/26	SUIT	1979.17	2025.00	2050.00	1375.00	1078.57	1740.00	1125.00
AWAMI-SUIT W&W (GENTS)AV.QLTY	SUIT	2012.50	2093.75	2100.00	1700.00	1178.57	1800.00	1125.00
PULLOVER GENTS OXFORD/BON.	EACH	3050.00	3050.00	3050.00	3050.00	2890.00	2950.00	3000.00
PULLOVER LADIES OXFORD/BON.	EACH	3050.00	3050.00	3050.00	3050.00	2970.00	2850.00	2950.00
PULLOVER (GENTS) OTHERS A. QTY	EACH	1187.50	1200.00	1100.00	950.00	967.86	1000.00	550.00
SECOND-HAND COAT FOR MEN	EACH	583.33	500.00	475.00	475.00	625.00	350.00	600.00
SECONDHAND SWEETER FOR MEN DUP QLTY	EACH	347.92	0.00	275.00	180.00	467.86	275.00	600.00
SECONDHAND WINTER JACKET	EACH	625.00	0.00	475.00	475.00	685.71	375.00	650.00
UNDERWEAR AV.QLTY MEDIUM SIZE	EACH	210.83	215.00	175.00	182.50	157.86	175.00	125.00
VEST FOR MEN AV.QLTY.	EACH	215.83	215.00	175.00	182.50	166.07	170.00	125.00
VEST/SHAMEEZ (WOMEN) AVG. QLTY	EACH	213.33	220.00	205.00	145.00	228.57	190.00	142.50
SOCKS NYLON (PAKISTANI)	PAIR	110.00	118.75	77.50	87.50	105.00	95.00	110.00
BRASSIER AV.QLTY.	EACH	251.67	261.25	210.00	105.00	167.86	210.00	165.00
BRASSIER SUP QLTY	EACH	586.25	629.38	575.00	305.00	950.00	500.00	335.00
DOPATTA GEORGETTE AV.QLTY.	EACH	350.00	362.50	340.00	325.00	317.86	315.00	275.00
DOPATTA COTTON AV GLTY	EACH	341.25	362.50	290.00	225.00	205.36	225.00	185.00
CHADDAR (W/WEAR) (2x2.5 MTR)	EACH	392.92	418.75	387.50	412.50	423.21	375.00	375.00
LUNGI/DHOTI(COTTON) AVG. QLTY	EACH	460.83	475.00	440.00	205.00	250.71	375.00	212.50
HANDKERCHIEF AVG. QLTY PAK	EACH	38.75	42.50	37.50	25.00	28.21	50.00	50.00
HANDKERCHIEF SUP. QLTY PAK	EACH	55.83	64.38	50.00	45.00	50.00	75.00	75.00
GLOVES AV QLTY	PAIR	155.00	157.50	155.00	155.00	79.64	120.00	105.00
AZARBAND COTTON AVG. QLTY	EACH	22.50	22.50	17.50	22.50	21.96	20.00	25.00
SEWING THREAD/REEL(ASLI PARI)	EACH	9.00	9.00	7.50	9.00	7.00	6.00	6.00
WASHING CHARGES PAINT & SHIRT	SUIT	94.58	105.00	110.00	175.00	71.07	165.00	170.00
DRY CLEANING SUIT COAT PANT	SUIT	612.50	675.00	335.00	475.00	370.00	375.00	400.00
WASHING CH. (KAMIZ-SHALWAR)	PAIR	92.92	94.38	75.00	95.00	60.36	90.00	120.00
TAILORING SHIRT	EACH	541.67	575.00	387.50	525.00	439.29	500.00	400.00
TAILORING CHARGES PANT (MEN)	EACH	958.33	1025.00	750.00	850.00	632.14	900.00	500.00
TAILORING COAT-PANT SUIT	SUIT	3800.00	4287.50	4100.00	3500.00	4464.29	5000.00	3100.00
TAILORING AWAMI-SUIT (MALE)	SUIT	729.17	775.00	637.50	650.00	578.57	675.00	600.00
TAILORING SUIT FEMALE	SUIT	633.33	725.00	575.00	575.00	500.00	525.00	500.00
GENTS SHOES PAUL BATA	PAIR	1199.00	1199.00	1199.00	1199.00	1299.00	1199.00	1199.00
GENTS SANDAL BATA	PAIR	699.00	699.00	699.00	699.00	699.00	699.00	699.00
GENTS SPOUNG CHAPPAL BATA	PAIR	199.00	199.00	199.00	199.00	199.00	199.00	199.00
LADIES SANDAL BATA	PAIR	499.00	499.00	499.00	499.00	499.00	499.00	499.00
LADIES SPOUNG CHAPPAL BATA	PAIR	179.00	179.00	179.00	179.00	179.00	179.00	179.00
CHILD SHOE POWER LITE BATA	PAIR	599.00	599.00	599.00	599.00	599.00	599.00	599.00
GENTS SHOE, ART 1109 SERVICE	PAIR	999.00	999.00	999.00	999.00	999.00	999.00	999.00

Contd.

7.11 Intercity Consumer Prices September, 2016

Description	Unit	Rawalpindi	Islamabad	Attock	Jhelum	Lahore	Sahiwal	Gujranwala
NYLON JOGGER 27 SIZE 2-5 ***	PAIR	1299.00	1299.00	1299.00	1299.00	1299.00	1299.00	1299.00
CHINA FOOT WEAR AV. QLTY (MALE) *	PAIR	975.00	1025.00	875.00	875.00	742.86	450.00	450.00
CHINA FOOT WEAR AV. QLTY (FEMALE) *	PAIR	875.00	931.25	875.00	725.00	637.50	500.00	350.00
CHINA FOOT WEAR AV. QLTY (CHILDREN) *	PAIR	833.33	875.00	625.00	725.00	483.93	425.00	320.00
SHOE REPAIR HALF SOLE	PAIR	132.50	144.38	115.00	135.00	106.43	100.00	95.00
SHOES POLISH CHARGES AVERAGE SHOP	PAIR	20.00	20.00	27.50	20.00	20.00	20.00	15.00
HOUSE RENT (combined)	MONTH	14691.00	46545.00	4203.00	6317.00	12597.00	7908.00	5516.00
rent 2	pm	14691.00	46545.00	4203.00	6317.00	12597.00	7908.00	5516.00
RENT3	PM	14691.00	46545.00	4203.00	6317.00	12597.00	7908.00	5516.00
RENT4	PM	14691.00	46545.00	4203.00	6317.00	12597.00	7908.00	5516.00
RENT5	PM	14691.00	46545.00	4203.00	6317.00	12597.00	7908.00	5516.00
RENT6	PM	14691.00	46545.00	4203.00	6317.00	12597.00	7908.00	5516.00
SYNTHETIC ENEMAL ROBIALAC BALTI 3.64 LTR.	EACH	1750.00	1750.00	1850.00	1805.00	2190.00	1700.00	1700.00
SYNTHETIC ENEMAL ICI BALTI 3.64 LTR.	EACH	1790.00	1790.00	1900.00	1880.00	2190.00	2138.00	2138.00
CEMENT (LOCAL) SPECIFY BRAND NAME	BAG	540.00	545.00	522.50	535.00	550.00	540.00	555.00
BRICKS (NEW) 1ST CLASS	P/1000	9750.00	9750.00	9100.00	7900.00	8250.00	6650.00	8750.00
CEMENT BLOCKS (6"x8"x12")	P/100	4100.00	0.00	2675.00	0.00	0.00	0.00	0.00
BAJREE	100CFT	6250.00	6250.00	5100.00	4250.00	5800.00	5500.00	6750.00
SAND (BLACK PIT SAND)	K100CFT	3050.00	3050.00	1475.00	2295.00	2550.00	3150.00	2500.00
TIMBER SHESHAM LOG 1ST QUALITY	cubmt.	71512.00	71732.75	71512.00	64890.50	87402.00	74151.00	50323.50
IRON BAR (M.S. BAR) 1/2"	P/TON	63500.00	64500.00	58875.00	63000.00	65000.00	61250.00	68000.00
CARPENTER WAGE RATE	P/DAY	1200.00	1200.00	775.00	850.00	830.36	700.00	825.00
MASON (RAJ) WAGE RATE	P/DAY	1200.00	1200.00	825.00	850.00	1232.14	725.00	1050.00
UNSKILLED LABOUR WAGE RATE	P/DAY	700.00	700.00	500.00	550.00	600.00	475.00	650.00
PLUMBER WAGE RSTE	P/DAY	1200.00	1200.00	775.00	850.00	826.79	0.00	800.00
ELECTICIAN WAGE RATE PER DAY **	P/DAY	0.00	0.00	0.00	0.00	828.57	0.00	700.00
ELECTICIAN WAGE RATE PER POINT **	P/PNT	195.00	202.50	135.00	170.00	152.50	137.50	137.50
WATER CHARGES PER HOUSE	P/MONTH	161.50	96.00	120.00	100.00	325.00	30.00	100.00
ELECT.CHARGES UPTO 50 UNITS	P/UNIT	2.00	2.00	2.00	2.00	2.00	2.00	2.00
ELECT.CHARGES 01 - 100 UNIT	P/UNIT	6.18	6.18	6.18	6.18	6.18	6.18	6.18
ELECT.CHARGES 101 - 300 UNIT	P/UNIT	9.54	9.54	9.54	9.54	9.54	9.54	9.54
ELECT.CHARGES 301 - 1000 UNIT	P/UNIT	16.39	16.39	16.39	16.39	16.39	16.39	16.39
ELECT.CHARGES ABOVE 1000 UNIT	P/UNIT	18.39	18.39	18.39	18.39	18.39	18.39	18.39
ELEC	PM	10.50	10.50	10.50	10.50	10.50	10.50	10.50
GAS CHRGR upto 3.3719 MMBUT	MMBTU	128.70	128.70	128.70	128.70	128.70	128.70	128.70
GAS CHRGR 3.3719 - 6.7438 MMBUT	MMBTU	257.40	257.40	257.40	257.40	257.40	257.40	257.40
GAS CHRGR 6.7438 - 10.1157 MMBUT	MMBTU	257.40	257.40	257.40	257.40	257.40	257.40	257.40
GAS CHRGR10.1157 - 13.4876 MMBUT	MMBTU	702.00	702.00	702.00	702.00	702.00	702.00	702.00
GAS	PM	702.00	702.00	702.00	702.00	702.00	702.00	702.00
GAS	PM	409.50	409.50	409.50	409.50	409.50	409.50	409.50
KEROSENE OIL	LTR	95.00	98.75	97.50	85.00	85.00	95.00	73.00
FIREWOOD WHOLE	40 KG.	741.67	785.00	510.00	625.00	762.86	475.00	675.00
CHAIR SHESHAM WOOD WITH ARMS **	EACH	3650.00	3737.50	3300.00	3250.00	2314.29	3250.00	2250.00
CHAIR PLASTIC (CHAIRMAN) AVERAGE QUALITY	EACH	725.00	725.00	725.00	825.00	825.00	775.00	525.00
TABLE SHESHAM WOOD (4X2X5") ***	EACH	6175.00	6337.50	6250.00	4250.00	11571.43	6500.00	10250.00
SOFASET WOODEN WITH FOAM SEAT **	SET	21500.00	22875.00	23000.00	16250.00	21642.86	23000.00	17750.00
COT IRON (WITH NIWAR)AV.QLTY.	EACH	2150.00	2287.50	2050.00	1650.00	2500.00	2400.00	1900.00
ALMIRAH (STEEL) 6'X3' 20 GUAGE	EACH	8558.33	8750.00	8200.00	7750.00	9964.29	12000.00	9300.00
DINNING TABLE 6 CHAIRS A.QLTY	SET	22791.67	25187.50	23000.00	21250.00	23071.43	30000.00	25000.00
SINGLE BED WITHOUT FOAM MED.	EACH	5100.00	5100.00	4750.00	5250.00	8964.29	10500.00	10000.00
MATRESS SINGLE(4"THICK)	EACH	4900.00	4900.00	4900.00	4800.00	5700.00	5700.00	5000.00
FARSHI DARI 12'X9' AV.QLTY	EACH	2037.50	2093.75	1950.00	1175.00	1607.14	1200.00	925.00
DARI COTTON (6'x2 1/2') AV.QL	EACH	991.67	1006.25	975.00	437.50	459.64	1000.00	450.00
CARPET PLAIN AV. QLTY	SQFT.	28.92	29.00	25.50	32.50	37.50	35.00	35.00
QUILT (LIHAF) 3 KG. COTTON	EACH	1129.17	1193.75	975.00	625.00	1400.00	1200.00	1075.00
BLANKET (90" x 54")	EACH	4000.00	4075.00	3100.00	2950.00	5000.00	3800.00	2900.00
BEDSHEET SINGLE BED SUP.QLTY	EACH	614.58	646.88	575.00	487.50	546.43	550.00	475.00
BED SHEET DOUBLE WITH TWO PILLOW COVERS SUP QLTY	SET	1295.83	1375.00	1325.00	1050.00	932.14	1000.00	1150.00
TOWEL(3'x2') AV. QALTY	EACH	413.75	427.50	390.00	287.50	290.00	350.00	175.00
CEILING FAN 48" SUPER QLTY **	EACH	3175.00	3175.00	3275.00	2900.00	2750.00	3395.00	2700.00
PEDESTAL FAN 22" SUPER QLTY	EACH	3475.00	3475.00	3900.00	3750.00	4200.00	5260.00	4100.00
REFG. DAWLENCE 10 CFT. D.DOOR	EACH	32500.00	32500.00	32500.00	32500.00	36000.00	30400.00	31000.00

Contd.

7.11 Intercity Consumer Prices September, 2016

Description	Unit	Rawalpindi	Islamabad	Attock	Jhelum	Lahore	Sahiwal	Gujran-wala
D-FREEZER WAVES 8 CFT.	EACH	30900.00	30900.00	30900.00	30900.00	28000.00	29000.00	31000.00
AIRCONDITIONER 1.5 TON PEL	EACH	41000.00	41000.00	41000.00	42400.00	45000.00	42000.00	48000.00
SPLIT AIR CONDITIONER 1.5 TON (SPECIFY BRAND NAME)	EACH	41000.00	41125.00	41500.00	47300.00	48000.00	46000.00	46000.00
AIRCOOLER SUPER ASIA	EACH	9000.00	9000.00	11600.00	13250.00	14500.00	10000.00	12500.00
WASHING MACHINE SINGER	EACH	17000.00	17000.00	17400.00	17000.00	17000.00	16920.00	15600.00
SEWING MACHINE(SINGER)	EACH	5995.00	5995.00	5995.00	5995.00	7885.00	6995.00	5860.00
GIZER LARGE SIZE 30 GALLON CAPACITY SUP QLTY	EACH	22900.00	22900.00	22900.00	14750.00	22900.00	21400.00	13200.00
GAS BURNER DOUBLE SPFY.BRAND	EACH	2016.67	2150.00	1950.00	1850.00	1750.00	1450.00	1250.00
ELECT. IRON PHILIPS MDL.1120	EACH	2100.00	2100.00	1900.00	1975.00	1300.00	2750.00	2200.00
ELECTRIC JUICER FOR APPLE	EACH	7550.00	7550.00	7100.00	7375.00	13000.00	9250.00	4500.00
S.STEEL DEGHCHI MEDIUM SIZE ***	EACH	741.67	756.25	610.00	612.50	733.93	475.00	1185.00
ALUMINIUM COOKING PAN (DEGCHI) MED SIZE	EACH	679.17	706.25	525.00	575.00	664.29	525.00	900.00
NON STICK COOKING PAN (DEGCHI) SUP. QLTY	EACH	1129.17	1156.25	875.00	975.00	1175.00	1137.50	1550.00
FRYING PAN STEEL AVG. QLTY MED. SIZE	EACH	512.50	512.50	475.00	375.00	630.36	500.00	575.00
TAWA IORN (MEDIUM SIZE) AVG. QLTY	EACH	315.83	346.25	310.00	255.00	555.36	475.00	412.50
S.STEEL PLATE A.QLTY.(M.SIZE)	EACH	90.83	87.50	87.50	57.50	85.36	77.50	110.00
TABLE SPOON S.STEEL SUP.QLTY.	DOZEN	411.67	411.88	375.00	375.00	412.50	475.00	575.00
WATER SET JUG+6 GLASSES (OMROC)	SET	432.08	432.50	410.00	410.00	730.36	460.00	380.00
TEA SET PAK. CHINAWARE 21 PCS.	SET	2229.17	2250.00	1900.00	1950.00	1557.14	2150.00	1800.00
DINNER SET PLASTIC 72 PIECES SUPERIOR QLTY	SET	7408.33	7650.00	6650.00	4750.00	5785.71	6450.00	5900.00
HOTPOT SET PLASTIC 3 PCS.	SET	1708.33	1725.00	1625.00	1425.00	1510.71	1250.00	1500.00
BUCKET(BALTI) PLASTIC MED.SIZ	EACH	257.50	273.75	245.00	340.00	478.57	250.00	290.00
LOTA PLASTIC (MED SIZE) AVERAGE QUALITY	EACH	62.92	73.13	42.50	45.00	65.00	75.00	40.00
PRESURE COOKER 4 LTR.	EACH	1825.00	1831.25	1575.00	1675.00	1540.00	1025.00	1750.00
WATER COOLER 9/10 LTR.PLASTIC ***	EACH	605.42	625.00	475.00	512.50	575.00	675.00	650.00
THERMOS STARVAC 1 LTR	EACH	487.50	525.00	475.00	437.50	625.00	425.00	650.00
BULB PHILIPS 100-WATTS	EACH	35.00	35.00	27.50	35.00	35.00	33.50	30.00
TUBE LIGHT PHILIPS 40 WATTS	EACH	100.00	100.00	120.00	110.00	100.00	95.00	95.00
ELECTRIC BLUBS "0" WATTE LOCAL	EACH	27.50	27.50	27.50	25.00	20.00	25.00	18.00
ELECTRIC BLUB ENERGY SAVER 14 WATTS	EACH	167.50	167.50	165.00	167.50	170.00	160.00	155.00
WASHING SOAP 250 GMS SPECIFY BRAND NAME	EACH	40.00	40.00	40.00	40.00	40.00	40.00	38.00
SURF EXCEL 400 GMS POLY BAG	EACH	104.00	104.00	104.00	104.00	130.00	104.00	130.00
WASHING POWDER 1000 GRM	EACH	185.00	185.00	185.00	185.00	150.00	150.00	150.00
WASHING POWDER (WHEEL/ BONUS) 100 GRAMS	EACH	125.00	125.00	125.00	125.00	90.00	95.00	90.00
CLEANSER POWDER VIM 1000 GM	PKT.	83.33	83.33	83.33	83.33	83.00	78.00	77.77
FINIS 500 ML	BOTTLE	250.00	250.00	250.00	250.00	229.41	196.87	193.75
PHNYLE TYPHONE/FINIS/CARRANITE 3 LITRES	BOTTLE	180.00	180.00	169.09	180.00	145.00	160.00	140.00
HARPIC	BOTTLE	150.00	150.00	150.00	150.00	150.00	150.00	150.00
BOOT POLISH CHERRY/KIWI 50ML	EACH	125.00	125.00	125.00	125.00	105.00	116.66	125.00
ROBIN BLUE (35 GRAMS)	PKT.	55.00	55.00	55.00	55.00	55.00	55.00	50.00
TISSU PAPER PERFUMED 100 PCS.	PKT	110.00	110.00	110.00	110.00	130.00	95.00	105.00
TOILET PAPER ROLL (R.PETEL)	P/ROLL	40.00	40.00	40.00	40.00	40.00	40.00	40.00
BOOT POLISH LIQUID CHEERY BLOSSOM KIWI 75 ML	BOTTLE	150.00	150.00	140.00	150.00	150.00	150.00	140.00
MATCH BOX SMALL	EACH	2.00	2.00	9.50	2.00	2.00	2.00	2.00
DRY CELL 1.5 VOLT(LOCAL)	EACH	30.00	30.00	30.00	27.50	40.00	30.00	20.00
HAND STITCHING NEEDLE M.SIZE	PACKET	10.00	10.00	7.75	9.00	7.50	10.00	5.00
SEWING MACHINE NEEDLE (SINGER)	EACH	5.00	5.00	5.00	5.00	10.00	5.00	6.00
HOUSEHOLD SERVANT FEMALE P/T	P/MNTH	1858.33	2000.00	1450.00	1700.00	1878.57	1500.00	1550.00
MARRIAGE HALL WITH FURNITURE	P/HEAD	146.25	155.00	125.00	125.00	157.86	150.00	115.00
SEPTRAN TABLETS	10TAB.	19.30	19.30	19.30	19.30	19.30	20.00	16.00
BRUFEN TABS 200-MG.	10TAB.	8.90	8.90	8.91	10.00	8.90	8.90	10.00
PANADOL TAB. EXTRA/PLAIN	10TAB.	12.00	12.00	12.00	12.00	12.00	12.00	12.00
DISPRIN TAB.	10TAB.	12.40	12.40	12.40	12.40	12.00	12.40	14.00
TRISIL TAB.	10 TAB	10.00	10.00	10.00	10.00	10.00	10.00	10.00
FLAGYL TAB. 200 MG.	10TAB.	10.00	10.00	10.00	10.00	10.00	10.00	10.00
VENTOLIN TAB. 2MG.	10TAB.	9.92	9.92	9.92	9.92	12.00	10.00	10.00
DAONIL TAB. 5 MG.	10TAB.	16.94	16.94	16.83	16.94	16.92	16.90	17.00
ENTOX TAB.	10TAB.	15.00	15.00	15.00	15.00	15.00	15.00	10.00
RENITEC TAB. 5 MG.	10TAB.	58.50	58.50	58.50	58.50	58.50	60.00	58.50
CAC. 1000 TAB	BOTTLE	122.00	122.00	122.00	122.00	122.00	122.00	122.00
AMOXIL CAPSOLE 250 MG.S	10CAP.	35.70	35.70	35.60	35.70	35.70	36.50	35.00
CALCIUM SYRUP SANDOZ	BOTTLE	64.00	64.00	64.00	64.00	64.00	64.00	64.00

Contd.

7.11 Intercity Consumer Prices September, 2016

Description	Unit	Rawalpindi	Islamabad	Attock	Jhelum	Lahore	Sahiwal	Gujran-wala
LEDERPLEX SYRUP	BOTTLE	52.74	52.74	52.74	52.74	52.00	52.74	52.74
SANCOS SYRUP (50 ML.)	BOTTLE	27.50	27.50	27.50	27.50	30.00	30.00	30.00
PHENERGAN SYRUP 120 ML.	BOTTLE	33.00	33.00	33.00	33.00	33.00	33.00	34.50
CALPOL SYRUP 60 ML.	BOTTLE	28.00	28.00	28.00	28.00	28.00	28.00	28.00
HYDRYLLIN SYRUP 120 ML.	BOTTLE	69.00	69.00	69.00	69.00	69.00	69.00	69.00
POLYFAX EYE OINTMENT	TUBE	21.00	21.00	21.00	21.00	21.00	21.00	21.00
BETNESOL EYE DROPS	BOTTLE	33.89	33.89	33.89	33.89	33.89	33.89	33.89
EAR DROPS (CARDISPORINE) ***	BOTTLE	21.00	21.00	21.00	21.00	21.00	21.00	21.00
BETNOVATE-N OINTMENT 5 GMS	TUBE	16.68	16.68	16.68	16.68	16.65	16.67	16.67
BURNOL CREAM 30 GRM	TUBE	16.00	16.00	16.00	16.00	16.00	16.00	16.00
VICKS VAPORUB/BALM	BOTTLE	36.00	36.00	36.00	36.00	36.00	36.00	36.00
GLYCRINE SMALL BOTTLE	BOTTLE	30.00	30.00	30.00	27.50	35.00	25.00	17.00
JOUHAR JOSHANDA	PKT.	8.00	8.00	8.00	8.00	10.00	8.00	8.00
GALXOS-D (450 GRMS)	PKT.	157.50	157.50	157.50	168.75	157.50	157.50	157.50
GRIPE-WATER WOODWARDS	BOTTLE	55.00	55.00	55.00	55.00	55.00	55.00	55.00
SANIPLAST ONE PUTTY	EACH	2.00	2.00	2.00	2.00	2.00	1.50	2.00
O.R.S. (NIMCOL)	PKT.	18.00	18.00	18.00	18.00	17.00	17.00	18.00
DETTOL (MEDIUM)	BOTTLE	65.00	65.00	65.00	65.00	65.00	65.00	65.00
COTTON BANDAGE 2" - 4"	EACH	9.00	9.00	8.00	9.00	8.00	9.00	7.00
THERMOMETER CHINA	EACH	50.00	48.75	50.00	47.50	50.00	45.00	35.00
DOCTOR (MBBS) CLINIC FEE	P/PAT.	166.67	175.00	110.00	125.00	100.00	250.00	75.00
URINE TEST (DR) CHARGES	P/TEST	204.17	225.00	80.00	100.00	155.00	100.00	100.00
BLOOD TEST (CP) CHARGES	P/TEST	379.17	387.50	200.00	300.00	575.00	225.00	300.00
SUGAR TEST (RANDOM/FASTING BOTH) CHARGES	P/TEST	272.92	362.50	170.00	197.50	175.00	100.00	200.00
ECG CHARGES	P/TEST	264.58	312.50	150.00	250.00	325.00	225.00	200.00
X-RAY (CHEST) CHARGES	P/X-RAY	383.33	425.00	275.00	400.00	400.00	300.00	400.00
CAR SUZUKI 800 CC (W/O. A/C)	EACH	718000.00	718000.00	718000.00	718000.00	660000.00	660000.00	670000.00
CAR SUZUKI 1000 CC	EACH	1151500.00	1151500.00	1151500.00	1149000.00	1134000.00	1094000.00	1060000.00
CAR TOYOTA 1300 CC	EACH	1724000.00	1724000.00	1724000.00	1724000.00	1816500.00	1660500.00	1661000.00
CAR HONDA CIVIC	EACH	2163500.00	2163500.00	2163500.00	2145500.00	3002000.00	1677000.00	2027500.00
MOTORCYCLE HONDA CD-70.	EACH	63500.00	63500.00	63500.00	63500.00	63500.00	63500.00	63500.00
MOTORCYCLE YAMAHA 100CC.	EACH	79300.00	79300.00	79300.00	79300.00	79300.00	79300.00	79300.00
MOTOR CYCLE HERO 70 CC	EACH	41250.00	41250.00	41250.00	43500.00	49000.00	41500.00	43500.00
BICYCLE WITH TYRES & TUBES	EACH	7900.00	7900.00	7900.00	7350.00	7500.00	7100.00	7200.00
TYRE CAR WITH TUBE GENERAL	EACH	2975.00	2975.00	2975.00	2700.00	3000.00	2400.00	3300.00
TYRE MOTOR CYCLE WITHOUT TUBE	EACH	1137.50	1137.50	1250.00	1050.00	1200.00	775.00	1250.00
TYRE CYCLE SPECIFY BRAND NAME	EACH	345.83	355.00	370.00	350.00	330.00	275.00	330.00
TYRE CAR W/O TUBE	EACH	2850.00	2850.00	3275.00	3075.00	2700.00	2200.00	3000.00
PETROL SUPER	LITRE	64.48	64.49	64.48	64.48	64.63	64.50	64.61
HIGH SPEED DIESEL HSD	LITRE	72.73	72.74	72.98	72.73	72.88	72.75	72.85
CNG	K.G.	75.82	75.82	75.82	75.82	67.50	67.50	67.50
GAS CYLINDER STAND. SIZE	EACH	1100.00	1120.00	812.50	1045.00	825.00	1000.00	935.00
MOTOR CYCLE SERVICE CHARGES	EACH	325.00	325.00	290.00	250.00	200.00	187.50	280.00
CAR SERVICE CHARGES	EACH	337.50	375.00	325.00	275.00	300.00	300.00	250.00
TYRE PUNCTURE CHARGES	EACH	75.00	75.00	45.00	70.00	80.00	70.00	50.00
CYCLE OVERHAULING CHARGES	EACH	783.33	825.00	375.00	375.00	319.64	325.00	160.00
CAR TAX FOR 800CC TO 1300CC	YEARLY	2650.00	432.00	2650.00	2650.00	2650.00	2650.00	2650.00
TRAIN FARE ECO. 1-100 KM.	P/KM.	0.68	0.68	0.68	0.68	0.68	0.68	0.68
TRAIN FARE ECO. 101-500 KM.	P/KM.	0.98	0.98	0.98	0.98	0.98	0.98	0.98
TRAIN FARE ECO. > 500 KM.	P/KM.	0.89	0.89	0.89	0.89	0.89	0.89	0.89
TRAIN FARE IST SLP. 1-100KM	P/KM.	2.10	2.10	2.10	2.10	2.10	2.30	2.10
TRAIN FARE IST SLP.101-500 KM	P/KM.	2.59	2.59	2.59	2.59	2.59	2.59	2.59
TRAIN FARE IST SLP. > 500 KM	P/KM.	1.99	1.99	1.99	1.99	1.99	1.99	1.99
TRAIN FARE A/C SLP. 1-100KM.	P/KM	5.76	5.76	5.76	5.76	5.76	5.76	5.76
TRAIN FARE A/C SLP.101-500KM	P/KM.	4.59	4.59	4.59	4.59	4.59	4.59	4.59
TRAIN FARE A/C SLP > 500KM.	P/KM	4.16	4.16	4.16	4.16	4.16	4.16	4.16
PLATEFORM TICKET	EACH	10.00	10.00	10.00	10.00	10.00	10.00	10.00
AUTO RICKSHAW FARES	KM/MIN	65.00	0.00	35.00	65.00	50.00	90.00	60.00
FULL TONGA CHARGES	KM/MIN	0.00	0.00	0.00	0.00	80.00	100.00	50.00
TAXI 4 SEATER FARE	KM/MIN	100.00	100.00	75.00	0.00	100.00	100.00	100.00
BUS FARE MIN (WITHIN CITY)	TICKET	9.00	9.00	0.00	9.00	9.00	0.00	9.00
BUS FARE MAX (WITHIN CIT	TICKET	21.00	21.00	0.00	21.00	21.00	0.00	21.00

Contd.

7.11 Intercity Consumer Prices September, 2016

Description	Unit	Rawalpindi	Islamabad	Attock	Jhelum	Lahore	Sahiwal	Gujran-wala
BUS FARE OUTSIDE CITY	P/KM.	0.86	0.86	0.86	0.69	0.86	0.86	0.86
A/C BUS FARE OUTSIDE CITY	P/KM.	1.55	1.55	1.53	1.55	2.00	1.55	1.45
MINIBUS FARE MIN.WITH IN CITY	TICKET	11.00	11.00	0.00	0.00	11.00	0.00	10.00
MINIBUS FARE MAX.WITH IN CITY	TICKET	22.50	22.25	0.00	0.00	24.00	0.00	20.00
SUZUKI FARE MIN.WITH IN CITY	TICKET	11.00	11.00	10.00	0.00	12.00	0.00	10.00
SUZUKI FARE MAXIMUM W.IN CITY	TICKET	17.00	17.00	10.00	10.00	22.00	0.00	20.00
AIR FARE ECONOMY CLASS.	P/KM.	19.26	19.26	19.26	19.26	19.26	0.00	19.26
POSTAL ENVELOPE DOMESTIC	EACH	8.00	8.00	8.00	8.00	8.00	8.00	8.00
ENVELOPE FOR SAUDI ARABIA	EACH	50.00	50.00	50.00	50.00	50.00	50.00	50.00
POSTAL REGISTRATION CHARGES	EACH	38.00	38.00	38.00	38.00	38.00	38.00	38.00
U.M.S. REG CHARGES MIN.	EACH	58.00	58.00	58.00	58.00	60.00	59.00	59.00
T.C.S. CH. MIN.WITH IN ZONE	EACH	160.00	160.00	150.00	160.00	160.00	170.00	150.00
TELEPHONE CHARGES LOCAL CALL	P/CALL	3.94	3.94	3.94	3.94	3.94	3.94	3.94
TEL CHARGES OUT SIDE CITY	P/CALL	3.94	3.94	3.94	3.94	3.94	3.94	3.94
INTERNET CHARGES	P/HOUR	27.50	27.50	27.50	50.00	20.00	12.00	20.00
MOBILE CELL CHARGES	P/UNIT	3.00	3.00	3.00	3.00	2.50	3.00	3.00
FAX CHARGES (LOCAL)	P/PAGE	12.50	12.50	12.50	12.50	10.00	20.00	30.00
TELEPHONE SET AV. QLTY	EACH	625.00	725.00	550.00	825.00	775.00	650.00	400.00
MOBILE SET NOKIA/SONY/ERICSON/SAMSUNG WITHOUT CAMERA	EACH	2591.67	2600.00	2125.00	2525.00	2700.00	2650.00	2800.00
T.V. 20" COLORED WEGA H-A21.	EACH	18108.33	18200.00	18100.00	18100.00	20500.00	16900.00	15000.00
T.V 20" COLOR CHINA/KORIA)	EACH	14250.00	14250.00	14250.00	14250.00	6500.00	13500.00	7000.00
V.C.P. PANASONIC/LG/NAT	EACH	0.00	0.00	5550.00	0.00	4200.00	0.00	0.00
DVD/VCD PLAYER PANASONIC/LG	EACH	3750.00	3750.00	3550.00	3750.00	6557.14	4500.00	3000.00
RADIO WITH C.PLAYER NATIONAL	EACH	155.63	2150.00	2150.00	2050.00	1821.43	1800.00	2250.00
PERSONNEL COMPUTER (BRANDED)	EACH	69250.00	69250.00	69250.00	69500.00	53000.00	50000.00	37400.00
VID. CASSETTE BLK. TDK/SONY	EACH	144.17	145.00	135.00	175.00	122.14	155.00	0.00
COM. C.D. (TDK/IMATION)	EACH	56.67	59.38	75.00	75.00	36.79	50.00	35.00
TAPE RECORDER CASSETTE BLANK	EACH	42.50	47.50	42.50	47.50	40.00	65.00	35.00
VIDEO GAME SEGA 16 BYTE	EACH	1150.00	1150.00	1175.00	1050.00	1200.00	1650.00	1050.00
CINEMA A/C. HIGH CLASS	TICKET	150.00	0.00	0.00	0.00	275.00	0.00	80.00
CINEMA NON-A/C HIGH CLASS	TICKET	80.00	0.00	0.00	0.00	150.00	50.00	60.00
CABLE CHARGES	P/MONTH	325.00	325.00	275.00	300.00	303.57	200.00	300.00
TV.LICENCE FEE DOMESTIC	YEARLY	420.00	420.00	420.00	420.00	420.00	420.00	420.00
ENGLISH BOOK CLASS V1	EACH	77.00	77.00	77.00	77.00	77.00	77.00	77.00
ENGLISH BOOK CLASS IX OR X	EACH	130.00	130.00	130.00	130.00	130.00	130.00	130.00
ENG. BOOK IST.YR COMPLETE SET	EACH	84.00	84.00	84.00	84.00	84.00	84.00	84.00
ENGLISH BOOK BA/B.SC	EACH	178.00	178.00	178.00	178.00	178.00	178.00	178.00
URDU BOOK CLASS V (T.B.BORD)	EACH	59.00	59.00	59.00	59.00	59.00	59.00	59.00
URDU BOOK CLASS IX/X(T.B.B)	EACH	139.00	139.00	139.00	139.00	139.00	139.00	139.00
URDU BOOK IST.YEAR/INTER	EACH	53.00	53.00	53.00	53.00	53.00	53.00	53.00
URDU BOOK BA/B.SC	EACH	140.00	140.00	140.00	140.00	140.00	140.00	140.00
MATHS BOOK CALSS V (T.B.B)	EACH	78.00	78.00	78.00	78.00	78.00	78.00	78.00
MATHS BOOK CLASS IX OR X	EACH	279.00	279.00	279.00	279.00	279.00	279.00	279.00
MATHS BOOK IST.YEAR (T.B.B)	EACH	156.00	156.00	150.00	156.00	156.00	156.00	156.00
PAKISTAN STUDIES BOOK BA/B.SC	EACH	125.00	125.00	125.00	125.00	125.00	125.00	125.00
DAILY "DAWN"	P/COPY	19.00	19.00	19.00	19.00	19.00	19.00	19.00
DAILY "JANG"	P/COPY	12.00	12.00	12.00	12.00	12.00	12.00	12.00
DAILY "NAWA-E-WAQT"	P/COPY	12.00	12.00	12.00	12.00	12.00	12.00	12.00
WEEKLY "AKHBAR-E-JAHAN"	P/COPY	55.00	55.00	55.00	55.00	55.00	55.00	55.00
WEEKLY "MAG"	P/COPY	45.00	45.00	45.00	45.00	45.00	45.00	45.00
MONTHLY "NAUNEHAL DIGEST"	P/COPY	35.00	35.00	35.00	35.00	35.00	35.00	35.00
PAPER FOOLSCAPE (27"x17")	QUIRE	57.50	57.50	57.50	55.00	25.00	25.00	30.00
EXERCISE.BOOK LINED 80/100 PGS	EACH	67.08	75.63	62.50	57.50	30.00	35.00	36.00
PENCILGOLDFISH/DEER	EACH	8.00	8.00	8.00	8.00	7.00	6.00	7.00
PEN INK DOLLOR 57 ML BOTTLE	EACH	25.00	25.00	25.00	20.00	23.75	20.00	20.00
PHOTOSTATE PAPER 70 GM	PRT	376.67	372.50	375.00	315.00	350.00	330.00	380.00
BALL PEN (local)	EACH	10.00	10.00	10.00	10.00	6.00	6.00	5.00
FOUNTAIN PEN HERO/WINGS/CHINA	EACH	55.00	53.13	55.00	55.00	60.00	50.00	40.00
PRIVATE SCHOOL FEE ENGLISH MEDIUM AVERAGE STANDARD (CLASS I)	P/ MONTH	5050.00	3325.00	1287.50	2035.00	1571.43	2255.00	1550.00
PRIVATE SCHOOL FEE ENGLISH MEDIUM AVERAGE STANDARD (CLASS V)	P/ MONTH	3475.00	3400.00	1325.00	2035.00	1742.86	2255.00	1650.00
PRIVATE SCHOOL FEE ENGLISH MEDIUM AVERAGE STANDARD (CLASS VI)	P/ MONTH	3533.33	3643.75	1450.00	2080.00	1969.64	2280.00	1800.00
PRIVATE SCHOOL FEE ENGLISH MEDIUM AVERAGE STANDARD (CLASS X)	P/ MONTH	3881.25	3856.25	1875.00	2290.00	2478.57	2442.50	2200.00

Contd.

7.11 Intercity Consumer Prices September, 2016

Description	Unit	Rawalpindi	Islamabad	Attock	Jehlum	Lahore	Sahiwal	Gujran-wala
PRIVATE MEDICLE COLLEGE FEE MBBS (1ST YEAR)	P/ MONTH	54920.00	54920.00	54920.00	0.00	28832.80	0.00	0.00
PRIVATE ENGINEERING COLLEGE FEE (1STR YEAR)	P/ MONTH	16300.25	16300.25	16300.25	0.00	18098.00	0.00	0.00
GOVT. COLLEGE FEE 1ST. YEAR	MONTH	50.00	195.00	50.00	50.00	50.00	50.00	50.00
GOVT. COLLEGE FEE 4TH. YEAR	MONTH	60.00	225.00	60.00	60.00	70.00	60.00	60.00
GOVT. UNIVERSITY FEE MSC.	MONTH	77.50	1000.00	80.00	80.00	150.00	500.00	80.00
GOVT. MED. COLLEGE FEE MBBS	MONTH	873.00	873.00	873.00	0.00	1430.00	1200.00	0.00
GOVT. ENGG. COLL. FEE I YEAR	MONTH	4333.00	4333.00	600.00	0.00	750.00	0.00	0.00
COACHING FEE FOR CLASS IX/X	P/ MONTH	2750.00	2987.50	1550.00	950.00	1828.57	1400.00	600.00
COACHING CHARGES FOR CLASS 1ST YEAR/INTER (SCIENCE)	P/ MONTH	3250.00	3450.00	2200.00	3500.00	2821.43	2300.00	1200.00
COACHING CHARGES FOR CLASS 1ST YEAR/INTER (COMMERCE)	P/ MONTH	2691.67	3062.50	1900.00	3500.00	2792.86	1300.00	1200.00
I.T. TUITION FEES	P/ MONTH	2100.00	2100.00	1450.00	3606.25	6066.80	1500.00	4500.00
MBA TUITION FEES	P/ MONTH	13955.00	13955.00	7667.00	4500.00	15687.50	0.00	7000.00
BREAD TANDOORI ST. SIZE	EACH	7.50	7.50	6.50	6.00	6.00	5.50	6.00
COOKED MUTTON (AV. HOTEL)	PLATE	217.50	231.25	235.00	165.00	200.71	0.00	120.00
COOKED BEEF (AV. HOTEL)	PLATE	105.83	107.50	95.00	85.00	92.86	100.00	60.00
COOKED DAL (AV. HOTEL)	PLATE	75.83	78.75	72.50	55.00	67.32	50.00	40.00
CHICKEN BIRYANI FULL/DOUBLE	PLATE	132.50	135.00	165.00	110.00	131.96	150.00	110.00
TEA PREPARED (ORDINARY)	CUP	22.50	22.50	20.00	20.00	19.21	20.00	20.00
HAIRCUT CHARGES FOR MEN	P/CUT	92.50	127.50	90.00	60.00	115.71	100.00	60.00
BEAUTY PORL. HAIR STYL CHARGE	P/STY.	391.67	475.00	375.00	475.00	450.00	250.00	350.00
SHAVING CHARGES	PER SHV	59.17	76.25	55.00	45.00	55.71	40.00	40.00
LIPSTICK S.MISS/MEDORA	EACH	110.00	110.00	115.00	110.00	120.00	110.00	110.00
NAIL POLISH S.MISS/MEDORA	EACH	115.00	115.00	105.00	115.00	110.00	95.00	60.00
PERFUME MED.SIZE MEDORA/BROACH	EACH	200.00	200.00	200.00	200.00	180.00	170.00	120.00
HAIR-OIL AMLA/CHAMBELI	BOTTLE	100.00	100.00	115.00	110.00	130.00	120.00	110.00
TOILET SOAP LUX 95 GRAMS	EACH	33.00	33.00	33.00	33.00	35.00	34.69	44.78
TOILET SOAP LIFEBOUY 140 GRM	EACH	37.00	37.00	37.00	37.00	37.00	37.00	37.00
TOILET SOAP SAFEGUARD BATH SIZE	EACH	48.00	48.00	48.00	48.00	46.00	48.00	48.00
TOOTHPASTE MACKLINES 70 GRM	EACH	50.00	50.00	50.00	50.00	50.00	50.00	50.00
TOOTHPAST MED SIZE CLGATE 70 GMS	EACH	75.00	75.00	75.00	75.00	61.00	65.00	60.00
TOOTHBRUSH SHEILD A/PLAQUE	EACH	30.00	30.00	30.00	30.00	35.00	60.00	50.00
TOOTHPOWDER DENTONIC 90 GRM	EACH	32.00	32.00	32.00	32.00	32.00	28.00	25.00
HAIR-COLOUR BEGIN (6 GMS)	EACH	110.00	110.00	110.00	110.00	105.00	105.00	105.00
HAIR COLOUR (KALAKOLA)	BOTTLE	130.00	130.00	130.00	130.00	130.00	120.00	140.00
FACECREAM PONDS (MEDIUM)	EACH	120.00	120.00	120.00	120.00	120.00	110.00	120.00
TALC POWDER VICE ROAY,B.CAT	EACH	145.00	145.00	145.00	145.00	60.00	150.00	145.00
BLADE TREET ORDINARY 10'S	PKT.	40.00	40.00	40.00	35.00	35.00	30.00	40.00
BLADE 7-O-CLOCK STAIN. 5'S	PKT.	35.00	35.00	35.00	35.00	35.00	30.00	35.00
SHAMPOO SUNSILK/PAINTIN 100 ML	BOTTLE	110.00	110.00	110.00	110.00	100.00	99.00	110.00
BEAUTY CREAM (FAIR & LOVELY)	EACH	75.00	75.00	75.00	75.00	115.00	185.00	185.00
HAIR REMOVING CREAM (EU-CREAM)	TUBE	70.00	70.00	70.00	70.00	65.00	65.00	65.00
GEL MEDIUM SIZE	BOTTLE	102.50	107.50	100.00	135.00	65.00	120.00	65.00
DISPOSABLE RAZOR GILLET-II	EACH	42.50	42.50	42.50	42.00	45.00	45.00	40.00
SHAVING CREAM TOUCH-ME/ADM.	EACH	70.00	70.00	70.00	70.00	65.00	60.00	65.00
GOLD TEZABI 24 CT	10 GM.	43800.00	43800.00	43780.00	43080.00	44228.00	43467.00	43725.00
SILVER TEZABI 24 CT	10 GM.	655.00	655.00	675.00	665.00	640.00	643.00	651.00
ARTIFICIAL JEWELLARY SET	SET	1283.33	1325.00	850.00	825.00	1289.29	650.00	800.00
WRIST WATCH GENTS CITIZEN (ORIGINAL) ***	EACH	5100.00	5250.00	4900.00	4250.00	7785.71	4000.00	2500.00
WRIST WATCH LADIES CITIZEN (ORIGINAL) ***	EACH	5100.00	5250.00	4900.00	4250.00	8410.71	4000.00	2500.00
WALL CLOCK QUARTZ AV.QLTY	EACH	520.83	550.00	550.00	310.00	864.29	625.00	480.00
SUITCASE REXIN (24"x16"x6")	EACH	2079.17	2093.75	1775.00	1100.00	1178.57	1050.00	700.00
TRUNK MEDIUM SIZE ***	EACH	2250.00	2243.75	2250.00	1950.00	2303.57	2000.00	1500.00
PURSE LADIES (LEATHER) AVERAGE QUALITY	EACH	529.17	612.50	525.00	437.50	1400.00	900.00	700.00

7.11 Intercity Consumer Prices September, 2016

Description	Unit	Wazira- bad	Sialkot	Faisalabad	Jhang	Multan	Muzaffar- garh	D.G. Khan
WHEAT	10 KG.	340.00	340.00	330.00	320.00	320.00	335.00	300.00
WHEAT FLOUR FINE/SUPERIOR.	KG.	42.00	45.00	39.00	39.00	38.00	38.00	38.00
WHEAT FLOUR AVG. QLTY	KG.	40.00	30.23	34.00	38.00	36.50	35.00	35.25
WHEAT FLOUR BAG	10 KG.	370.00	380.00	325.00	360.00	365.00	350.00	340.00
MAIDA	KG.	50.00	50.00	52.50	45.00	45.50	45.00	50.00
SUJI	KG.	50.00	60.00	50.00	48.00	45.67	45.00	50.00
BESAN AV. QLTY.	KG.	150.00	160.00	160.00	150.00	159.17	160.00	150.00
RICE BASMATI SUP. QLTY.	KG.	90.00	90.00	110.00	110.00	108.33	105.00	100.00
RICE BASMATI 385/386	KG.	50.00	70.00	60.00	60.00	72.50	67.50	70.00
RICE BASMATI BROKEN AV.QLTY	KG.	50.00	55.00	61.25	60.00	67.50	62.50	60.00
RICE IRRI-6 (SINDH/PUNJAB)	KG.	52.50	47.50	50.00	40.00	43.33	45.00	40.00
VERMICELLI	KG.	90.00	75.00	77.50	80.00	80.00	77.50	80.00
BREAD PLAIN MEDIUM SIZE	EACH	40.00	40.00	40.00	40.00	45.00	45.00	50.00
RUSK (PAPAY)	KG.	160.00	140.00	200.00	180.00	220.00	200.00	200.00
BISCUITS-PACKED	PKT	35.00	35.00	35.00	35.00	40.00	35.00	35.00
BISCUIT-BAKERY (LOOSE)	250 GM	100.00	80.00	73.75	70.00	90.00	70.00	80.00
CORNFLAKS FAUJI 225 GM.	PKT	180.00	176.00	195.00	210.00	175.50	175.50	189.00
SAMOSA (VEGATABLE)	EACH	10.00	15.00	22.50	20.00	14.67	13.50	10.00
PASTRY AV.QLTY.	EACH	30.00	25.00	23.75	30.00	35.83	22.50	30.00
PATTIES (VEGATABLES)	EACH	15.00	20.00	22.50	25.00	29.17	25.00	20.00
NIMCO	250 GM	50.00	50.00	67.50	100.00	72.50	70.00	70.00
CHIPS	250 GM	60.00	65.00	66.25	100.00	83.33	82.50	65.00
BEEF WITH BONE AV.QLTY.	KG	300.00	300.00	300.00	300.00	320.00	310.00	300.00
MUTTON AV.QLTY.	KG	600.00	650.00	700.00	650.00	675.00	575.00	700.00
CHICKEN FARM BROILER (LIVE)	KG	120.00	105.00	105.00	110.00	147.50	117.50	130.00
FISH-RAHU MEDIUM SIZE	KG	250.00	200.00	300.00	330.00	258.33	260.00	260.00
MILK FRESH (UNBOILED)	LTR.	80.00	70.00	80.00	70.00	78.33	70.00	70.00
CURD	KG.	90.00	80.00	95.00	80.00	90.83	80.00	90.00
MILK TETRA PACK 1/2 LTR.	PKT.	60.00	60.00	60.00	60.00	60.00	60.00	60.00
LACTOGEN 400 GRAMS	PKT.	440.00	435.00	435.00	420.00	435.00	435.00	435.00
POWDER MILK NIDO 400GM.	PKT	389.74	380.00	389.74	380.00	389.74	389.74	390.00
MILK POWDER LOOSE/PACKED	KG.	350.00	460.00	525.00	500.00	500.00	500.00	640.00
BUTTER LOCAL PACKED	50 GM.	35.00	25.00	35.00	25.00	27.00	27.00	25.00
EGGS FARM	DOZ	102.00	100.00	100.00	100.00	99.17	100.00	110.00
MUSTARD OIL AV.QLTY.	KG.	160.00	160.00	200.00	160.00	177.50	180.00	170.00
COOKING OIL (DALDA)	2.5LTR	467.00	467.00	445.00	440.00	465.00	465.00	465.00
COOKING OIL (PAKWAN) OTHER BRAND SPECIFY	2.5 LTR	420.00	420.00	375.00	441.66	383.00	375.00	465.00
VEGETABLE GHEE TIN	2.5KG.	452.00	452.00	440.00	440.00	440.00	440.00	440.00
VEGETABLE GHEE (LOOSE)	KG.	140.00	135.00	140.00	162.00	142.00	142.00	140.00
DATES AV.QLTY.	KG.	190.00	180.00	200.00	220.00	175.00	170.00	150.00
PISTACHIO AV.QLTY.	50 GM.	120.00	135.00	80.00	110.00	122.50	132.50	100.00
ALMONDS WHOLE AV.QLTY.	KG.	525.00	600.00	575.00	600.00	533.33	625.00	500.00
COCONUT DRY AV.QLTY.	KG.	240.00	250.00	290.00	220.00	261.67	275.00	240.00
RAISINS AV.QLTY.	50 GM.	20.00	20.00	22.50	16.00	17.00	19.00	15.00
GROUNDNUTS (WITH SHELL)	KG.	180.00	200.00	205.00	160.00	190.00	190.00	180.00
MALTA/MOSAMBI	DOZ	0.00	0.00	0.00	0.00	0.00	0.00	0.00
KINNU	DOZ	0.00	0.00	0.00	0.00	0.00	0.00	0.00
APPLE	KG	110.00	320.00	110.00	100.00	111.67	110.00	90.00
ALOO BUKHARA	KG	0.00	0.00	0.00	0.00	0.00	0.00	0.00
POMEGRANATE (ANNAR)	KG	280.00	150.00	142.50	160.00	158.33	155.00	150.00
GRAPES	KG	125.00	100.00	110.00	200.00	178.00	170.00	135.00
BANANAS	DOZ	60.00	70.00	45.00	80.00	70.00	67.50	90.00
MANGO KALMI	KG	80.00	90.00	110.00	120.00	110.00	110.00	90.00
GUAVA	KG	60.00	100.00	77.50	80.00	64.00	65.00	160.00
WATERMELON (TURBOOZ)	KG	0.00	0.00	0.00	0.00	0.00	0.00	0.00
MUSKMELON (KHARBOOZA)	KG	0.00	0.00	0.00	0.00	0.00	0.00	0.00
SWEETMELON (GARMA)	KG	60.00	60.00	55.00	80.00	65.83	55.00	60.00
PULSE MASOOR (WHOLE)	KG.	120.00	140.00	140.00	130.00	134.17	142.50	140.00
PULSE MASOOR (WASHED)	KG.	140.00	160.00	160.00	150.00	144.17	155.00	140.00
PULSE MOONG (WASHED)	KG.	140.00	160.00	145.00	130.00	130.00	132.50	140.00
PULSE MASH (WASHED)	KG.	260.00	280.00	280.00	220.00	238.33	245.00	240.00

Contd.

7.11 Intercity Consumer Prices September, 2016

Description	Unit	Wazira- bad	Sialkot	Faisalabad	Jhang	Multan	Muzaffar- garh	D.G. Khan
PULSE GRAM	KG.	145.00	152.50	150.00	150.00	156.67	155.00	150.00
GRAM WHOLE BLACK AV.QLTY.	KG.	140.00	145.00	140.00	140.00	147.50	147.50	140.00
GRAM WHOLE YELLOW AV.QLTY	KG.	160.00	200.00	180.00	160.00	185.00	182.50	180.00
BEANS (LAL LOBIA)	KG.	120.00	160.00	160.00	130.00	155.00	155.00	160.00
POTATOES	KG	52.50	60.00	48.75	45.00	37.50	37.50	30.00
ONION	KG	35.00	40.00	32.50	30.00	31.67	32.50	30.00
TURNIP	KG	0.00	0.00	0.00	0.00	0.00	0.00	0.00
RADISH	KG	30.00	50.00	31.25	40.00	0.00	0.00	40.00
TOMATOES	KG	60.00	50.00	57.50	60.00	60.00	57.50	40.00
CABBAGE	KG	0.00	0.00	0.00	0.00	0.00	0.00	0.00
CAULIFLOWER	KG	0.00	0.00	0.00	0.00	0.00	0.00	0.00
BRINJAL	KG	40.00	40.00	18.75	40.00	39.17	37.50	40.00
PUMPKIN	KG	20.00	35.00	27.50	40.00	29.38	30.00	30.00
BOTTLEGOURD	KG	40.00	60.00	57.50	60.00	44.50	45.00	30.00
LADY FINGER	KG	45.00	90.00	62.50	40.00	68.33	67.50	60.00
PEAS	KG	0.00	0.00	0.00	0.00	0.00	0.00	0.00
SPINACH	KG	30.00	40.00	37.50	30.00	21.67	22.50	30.00
TINDA	KG	100.00	140.00	135.00	120.00	118.33	120.00	80.00
TURAI	KG	40.00	80.00	67.50	40.00	44.00	37.50	30.00
KARAILA	KG	60.00	80.00	135.00	80.00	76.67	75.00	80.00
ARVI	KG	70.00	75.00	57.50	50.00	57.50	55.00	50.00
CHILLIES GREEN	KG	100.00	100.00	80.00	50.00	76.67	77.50	40.00
CARROT	KG	0.00	0.00	0.00	0.00	0.00	0.00	0.00
COCUMBER (KHEERA)	KG	60.00	105.00	92.50	60.00	97.50	100.00	150.00
LEMON	250GM	25.00	35.00	36.25	40.00	40.83	40.00	40.00
SUGAR REFINED	KG.	70.00	70.00	70.00	70.00	70.00	70.00	70.00
GUR AV.QLTY	KG.	100.00	100.00	95.00	80.00	90.00	95.00	80.00
HONEY LANGANESE 500 GM.	BOTTLE	840.00	692.00	820.00	845.00	850.00	850.00	950.00
MILO 200 GM.	BOTTLE	166.67	222.00	230.00	187.00	200.00	200.00	0.00
CUSTARD POWDER RAFHAN 300 GM.	PKT	80.00	75.00	80.00	80.00	80.00	80.00	80.00
TOFFEE (HILAL)	EACH	1.00	1.00	2.00	2.00	1.00	1.00	1.00
CHOWKELATE CANDY (SMALL SIZE)	EACH	5.00	5.00	5.00	5.00	5.00	5.00	5.00
SWEETMEAT (MIXED)	KG	280.00	260.00	255.00	240.00	291.67	280.00	280.00
ICE CREAM WALLS	CUP.	40.00	40.00	40.00	45.00	40.00	40.00	40.00
ICE	KG	5.00	10.00	15.00	6.00	4.00	4.00	6.00
JAM AHMED/MITCHELLES	BOTTLE	125.00	125.00	140.00	130.00	130.00	130.00	140.00
SQUASH-MITCHELLES	BOTTLE	150.00	135.00	150.00	160.00	165.00	165.00	160.00
ROOH AFZA	BOTTLE	160.00	160.00	160.00	160.00	160.00	160.00	160.00
JAM-E-SHIREEN	BOTTLE	170.00	170.00	180.00	160.00	170.00	170.00	170.00
SAUNF	50 GM	20.00	20.00	17.50	16.00	16.67	19.00	12.00
CINAMON LOOSE AV. QLTY	50 GM.	25.00	20.00	22.50	30.00	24.00	27.50	20.00
CUMINSEED WHITE NATIONAL	50 GM.	52.00	52.00	54.00	55.00	52.00	52.00	52.00
PEPPER BLACK NATIONAL	50 GM.	100.00	96.00	100.00	96.00	100.00	100.00	100.00
CLOVES LOOSE AV.QLTY	50 GM.	100.00	90.00	100.00	70.00	90.83	82.50	70.00
CARDAMOM LARGE LOOSE AV.QLTY	50 GM.	150.00	130.00	150.00	160.00	162.50	167.50	150.00
CARDAMOM SMALL AV.QLTY	50 GM.	90.00	100.00	120.00	100.00	82.50	92.50	70.00
SALT-POWDERED (LAHORI) LOOSE	KG.	10.00	10.00	10.00	10.00	10.00	10.00	10.00
SALT POWDERED (NATIONAL/SHAN)	PKT	25.00	25.00	25.00	25.00	25.00	25.00	25.00
CHILLIES POWD.NATIONAL 200GM	PKT	105.00	105.00	105.00	105.00	105.00	105.00	105.00
CHILLIES POWDER LOOS	KG.	280.00	240.00	540.00	280.00	245.00	245.00	240.00
CORRIANDER SEED POWD.NATIONAL	PKT	110.00	110.00	104.00	96.00	104.00	104.00	0.00
CORRIANDER SEED (LOOSE)	KG.	160.00	300.00	290.00	220.00	246.67	250.00	240.00
TURMERIC POWD.NATIONAL 50GM	PKT.	35.00	35.00	35.00	36.00	35.00	35.00	35.00
CURRY POWD. NATIONAL 200 GM	PKT.	87.00	87.00	87.00	87.00	87.00	87.00	0.00
TOMATO KETCHUP AHMED/MITCHL	BOTTLE	100.00	85.00	100.00	90.00	95.00	95.00	85.00
PICKLES AHMED/MITCHELLES	BOTTLE	100.00	100.00	120.00	100.00	113.33	120.00	115.00
VINEGAR SYNTHETIC (SIRKA)	BOTTLE	70.00	80.00	100.00	85.00	82.00	85.00	80.00
GARLIC	KG	295.00	300.00	320.00	300.00	286.67	290.00	280.00
GINGER	KG	140.00	190.00	122.50	140.00	125.00	170.00	120.00
TAPAL DANEDAR TEA 200GM PACKET	PKT	157.89	157.89	157.89	157.89	157.89	157.89	157.89
TEA LIPTON YELLOW LABEL 200GM.	PKT.	157.89	157.89	157.89	157.89	157.89	157.89	157.89

Contd.

7.11 Intercity Consumer Prices September, 2016

Description	Unit	Wazira- bad	Sialkot	Faisalabad	Jhang	Multan	Muzaffar- garh	D.G. Khan
TEA LOOSE KENYA AV.QLTY 250GM.	PKT.	150.00	150.00	155.00	150.00	125.83	140.00	110.00
COFFEE-NESCAFE 75 GM. **	BOTTLE	350.00	350.00	310.00	320.00	350.00	350.00	350.00
COLD DRINK (STANDARD SIZ)	BOTTLE	25.00	25.00	25.00	25.00	20.00	20.00	25.00
FRUIT JUICE TETRA PACK	PKT.	20.00	15.00	20.00	20.00	20.00	20.00	15.00
MINERAL WATER NESTLE 1.5 LTR	BOTTLE	45.00	50.00	45.00	50.00	50.00	50.00	50.00
CIGARETTES K-2 10'S **	PKT	70.00	65.00	65.00	60.00	62.00	62.00	65.00
CIGARETTES CAPSTAN 10'S **	PKT	70.00	70.00	70.00	70.00	67.00	67.00	70.00
CIGARETTES GOLD LEAF 20'S	PKT	130.00	140.00	140.00	130.00	125.00	125.00	130.00
CIGARETTES MORVEN GOLD 20'S	PKT	70.00	70.00	70.00	70.00	67.00	67.00	70.00
BETEL LEAVES	50GM.	60.00	70.00	80.00	70.00	50.00	62.50	100.00
BETEL NUTS	KG.	350.00	400.00	360.00	380.00	360.00	345.00	440.00
LONG CLOTH 57" GUL AHMED/AL-KARAM	METER	170.00	135.00	237.50	365.00	250.00	250.00	250.00
SHIRTING AV.QLTY.	METER	150.00	175.00	125.00	325.00	210.00	210.00	225.00
PANT CLOTH W & WEAR AV.QLTY	METER	312.50	215.00	475.00	600.00	342.50	345.00	350.00
LAWN PRINTED GUL AHMED/AL-KARAM	METER	197.50	177.50	240.00	400.00	360.00	360.00	362.50
GEORGETTE AV.QLTY	METER	150.00	130.00	160.00	400.00	108.00	125.00	125.00
LINEN AV.QLTY ***	METER	100.00	140.00	145.00	275.00	250.00	225.00	137.50
HEAVY WT SUITING LAWERNCPUR AVG QLTY	METER	1050.00	900.00	1375.00	2000.00	1200.00	1200.00	1700.00
HEAVY WT SUITING LAWERNCPUR SUP QLTY	METER	2350.00	950.00	1525.00	2200.00	1950.00	1950.00	1950.00
TROPICAL SUITING LAW.PUR	METER	925.00	800.00	1100.00	1900.00	1200.00	1200.00	1100.00
PANT BOY 24"/26" LENGTH.	EACH	700.00	400.00	575.00	600.00	380.00	390.00	550.00
SHIRT BOY 24"/26" LENGTH	EACH	425.00	350.00	375.00	525.00	318.33	290.00	500.00
SCHOOL UNI. PANT,SHIRT BOYS	SUIT	1000.00	675.00	625.00	750.00	573.33	525.00	650.00
SCHOOL UNI. KAMEEZ,SHAL.BOYS	SUIT	1000.00	675.00	625.00	800.00	535.83	725.00	750.00
SCHOOL UNI. KAMEEZ,SHAL.GIRL	SUIT	900.00	675.00	775.00	800.00	530.00	675.00	850.00
FROCK W/WEAR GIRLS	EACH	875.00	700.00	712.50	1700.00	1550.00	1900.00	1100.00
AWAMI-SUIT W & W(BOY) 24"/26	SUIT	1050.00	950.00	600.00	1000.00	815.00	875.00	1100.00
AWAMI-SUIT W&W (GENTS)AV.QLTY	SUIT	1050.00	1250.00	837.50	1600.00	1045.00	1425.00	1600.00
PULLOVER GENTS OXFORD/BON.	EACH	3050.00	3300.00	3100.00	3280.00	3250.00	3180.00	2700.00
PULLOVER LADIES OXFORD/BON.	EACH	2850.00	3033.93	2625.00	2450.00	2990.00	2980.00	2600.00
PULLOVER (GENTS) OTHERS A.QTY	EACH	550.00	700.00	737.50	750.00	1012.50	1050.00	750.00
SECOND-HAND COAT FOR MEN	EACH	475.00	500.00	425.00	425.00	425.00	225.00	200.00
SECONDHAND SWEETER FOR MEN DUP QLTY	EACH	525.00	350.00	275.00	175.00	237.50	135.00	50.00
SECONDHAND WINTER JACKET	EACH	575.00	400.00	475.00	325.00	315.00	275.00	150.00
UNDERWEAR AV.QLTY MEDIUM SIZE	EACH	150.00	100.00	75.00	150.00	156.67	155.00	130.00
VEST FOR MEN AV.QLTY.	EACH	105.00	112.50	110.00	180.00	148.33	155.00	110.00
VEST/SHAMEEZ (WOMEN) AVG. QLTY	EACH	130.00	125.00	112.50	300.00	158.00	135.00	155.00
SOCKS NYLON (PAKISTANI)	PAIR	90.00	65.00	65.00	130.00	96.67	95.00	90.00
BRASSIER AV.QLTY.	EACH	127.50	175.00	225.00	350.00	149.17	110.00	135.00
BRASSIER SUP QLTY	EACH	270.00	475.00	375.00	800.00	336.67	235.00	350.00
DOPATTA GEORGETTE AV.QLTY.	EACH	235.00	275.00	231.25	400.00	226.67	275.00	325.00
DOPATTA COTTON AV QLTY	EACH	180.00	225.00	171.25	225.00	210.00	250.00	275.00
CHADDAR (W/WEAR) (2x2.5 MTR)	EACH	312.50	275.00	331.25	500.00	375.00	475.00	450.00
LUNGI/DHOTI(COTTON) AVG. QLTY	EACH	250.00	195.00	262.50	300.00	228.33	290.00	375.00
HANDKERCHIEF AVG. QLTY PAK	EACH	40.00	35.00	40.00	35.00	42.50	55.00	50.00
HANDKERCHIEF SUP. QLTY PAK	EACH	60.00	50.00	55.00	60.00	55.83	72.50	72.50
GLOVES AV QLTY	PAIR	70.00	100.00	77.50	120.00	105.00	110.00	160.00
AZARBAND COTTON AVG. QLTY	EACH	25.00	10.00	13.50	15.00	13.00	13.50	20.00
SEWING THREAD/REEL(ASLI PARI)	EACH	6.00	5.00	5.50	7.00	7.00	10.00	6.00
WASHING CHARGES PAINT & SHIRT	SUIT	150.00	150.00	70.00	100.00	115.00	105.00	70.00
DRY CLEANING SUIT COAT PANT	SUIT	400.00	400.00	307.50	400.00	283.00	300.00	250.00
WASHING CH. (KAMIZ-SHALWAR)	PAIR	90.00	100.00	65.00	80.00	77.00	80.00	60.00
TAILORING SHIRT	EACH	375.00	325.00	375.00	400.00	370.00	300.00	325.00
TAILORING CHARGES PANT (MEN)	EACH	600.00	625.00	562.50	600.00	470.00	475.00	750.00
TAILORING COAT-PANT SUIT	SUIT	3200.00	3250.00	4000.00	4000.00	3833.33	3450.00	3250.00
TAILORING AWAMI-SUIT (MALE)	SUIT	600.00	500.00	600.00	550.00	625.00	475.00	550.00
TAILORING SUIT FEMALE	SUIT	500.00	500.00	475.00	500.00	345.00	350.00	500.00
GENTS SHOES PAUL BATA	PAIR	1199.00	1199.00	1199.00	1199.00	1199.00	1199.00	1199.00
GENTS SANDAL BATA	PAIR	699.00	699.00	699.00	699.00	699.00	699.00	699.00
GENTS SPOUNG CHAPPAL BATA	PAIR	199.00	199.00	199.00	199.00	199.00	199.00	199.00
LADIES SANDAL BATA	PAIR	499.00	499.00	499.00	499.00	499.00	499.00	499.00

Contd.

7.11 Intercity Consumer Prices September, 2016

Description	Unit	Wazira- bad	Sialkot	Faisalabad	Jhang	Multan	Muzaffar- garh	D.G. Khan
LADIES SPOUNG CHAPPAL BATA	PAIR	179.00	179.00	179.00	179.00	179.00	179.00	179.00
CHILD SHOE POWER LITE BATA	PAIR	599.00	599.00	599.00	599.00	599.00	599.00	599.00
GENTS SHOE, ART 1109 SERVICE	PAIR	999.00	999.00	999.00	999.00	999.00	999.00	999.00
NYLON JOGGER 27 SIZE 2-5 ***	PAIR	1299.00	1299.00	1299.00	1299.00	1299.00	1299.00	0.00
CHINA FOOT WEAR AV. QLTY (MALE) *	PAIR	650.00	462.50	525.00	1000.00	516.67	525.00	450.00
CHINA FOOT WEAR AV. QLTY (FEMALE) *	PAIR	500.00	325.00	325.00	800.00	325.00	325.00	325.00
CHINA FOOT WEAR AV. QLTY (CHILDREN) *	PAIR	400.00	325.00	275.00	500.00	275.00	225.00	275.00
SHOE REPAIR HALF SOLE	PAIR	120.00	60.00	150.00	125.00	126.67	72.50	75.00
SHOES POLISH CHARGES AVERAGE SHOP	PAIR	15.00	10.00	17.50	30.00	17.50	17.50	20.00
HOUSE RENT (combined)	MONTH	3290.00	6202.00	6220.00	4484.00	6600.00	4922.00	4270.00
rent 2	pm	3290.00	6202.00	6220.00	4484.00	6600.00	4922.00	4270.00
RENT3	PM	3290.00	6202.00	6220.00	4484.00	6600.00	4922.00	4270.00
RENT4	PM	3290.00	6202.00	6220.00	4484.00	6600.00	4922.00	4270.00
RENT5	PM	3290.00	6202.00	6220.00	4484.00	6600.00	4922.00	4270.00
RENT6	PM	3290.00	6202.00	6220.00	4484.00	6600.00	4922.00	4270.00
SYNTHETIC ENEMAL ROBIALAC BALTI 3.64 LTR.	EACH	1700.00	2093.00	1840.00	1900.00	2258.00	2258.00	1686.00
SYNTHETIC ENEMAL ICI BALTI 3.64 LTR.	EACH	2138.00	2080.00	1850.00	1900.00	2185.00	2185.00	1783.00
CEMENT (LOCAL) SPECIFY BRAND NAME	BAG	550.00	550.00	536.00	550.00	533.64	530.00	535.00
BRICKS (NEW) IST CLASS	P/1000	8000.00	7750.00	7000.00	7400.00	6000.00	5500.00	5600.00
CEMENT BLOCKS (6"x8"x12")	P/100	0.00	0.00	0.00	4500.00	0.00	0.00	0.00
BAJREE	100CFT	5200.00	6000.00	5500.00	4000.00	5000.00	3500.00	2600.00
SAND (BLACK PIT SAND)	K100CFT	1800.00	3500.00	3500.00	2000.00	2000.00	1600.00	1800.00
TIMBER SHESHAM LOG IST QUALITY	submt.	52111.00	63000.00	63558.00	42377.00	86500.00	70620.00	52900.00
IRON BAR (M.S. BAR) 1/2"	P/TON	68000.00	62000.00	62000.00	60000.00	61125.00	60500.00	59000.00
CARPANTER WAGE RATE	P/DAY	750.00	825.00	600.00	900.00	900.00	800.00	950.00
MASON (RAJ) WAGE RATE	P/DAY	850.00	1050.00	1100.00	900.00	875.00	775.00	950.00
UNSKILLED LABOUR WAGE RATE	P/DAY	500.00	650.00	550.00	500.00	500.00	450.00	500.00
PLUMBER WAGE RSTE	P/DAY	750.00	700.00	625.00	900.00	900.00	800.00	950.00
ELECTICIAN WAGE RATE PER DAY **	P/DAY	700.00	0.00	0.00	900.00	0.00	0.00	0.00
ELECTICIAN WAGE RATE PER POINT **	P/PNT	150.00	137.50	115.00	125.00	95.00	80.00	70.00
WATER CHARGES PER HOUSE	P/MONTH	70.00	100.00	128.75	70.00	100.00	0.00	75.00
ELECT.CHARGES UPTO 50 UNITS	P/UNIT	2.00	2.00	2.00	2.00	2.00	2.00	2.00
ELECT.CHARGES 01 - 100 UNIT	P/UNIT	6.18	6.18	6.18	6.18	6.18	6.18	6.18
ELECT.CHARGES 101 - 300 UNIT	P/UNIT	9.54	9.54	9.54	9.54	9.54	9.54	9.54
ELECT.CHARGES 301 - 1000 UNIT	P/UNIT	16.39	16.39	16.39	16.39	16.39	16.39	16.39
ELECT.CHARGES ABOVE 1000 UNIT	P/UNIT	18.39	18.39	18.39	18.39	18.39	18.39	18.39
ELEC	PM	10.50	10.50	10.50	10.50	10.50	10.50	10.50
GAS CHRg upto 3.3719 MMBTU	MMBTU	128.70	128.70	128.70	128.70	128.70	128.70	128.70
GAS CHRg 3.3719 - 6.7438 MMBTU	MMBTU	257.40	257.40	257.40	257.40	257.40	257.40	257.40
GAS CHRg 6.7438 - 10.1157 MMBTU	MMBTU	257.40	257.40	257.40	257.40	257.40	257.40	257.40
GAS CHRg10.1157 - 13.4876 MMBTU	MMBTU	702.00	702.00	702.00	702.00	702.00	702.00	702.00
GAS	PM	702.00	702.00	702.00	702.00	702.00	702.00	702.00
GAS	PM	409.50	409.50	409.50	409.50	409.50	409.50	409.50
KEROSENE OIL	LTR	73.00	77.00	69.00	80.00	67.50	75.00	80.00
FIREWOOD WHOLE	40 KG.	625.00	675.00	600.00	500.00	606.67	575.00	500.00
CHAIR SHESHAM WOOD WITH ARMS **	EACH	2200.00	1950.00	1450.00	2000.00	2000.00	1550.00	1500.00
CHAIR PLASTIC (CHAIRMAN) AVERAGE QUALITY	EACH	600.00	600.00	775.00	850.00	662.50	650.00	575.00
TABLE SHESHAM WOOD (4X2X5") ***	EACH	10000.00	6500.00	5000.00	4275.00	4800.00	4500.00	3000.00
SOFASET WOODEN WITH FOAM SEAT **	SET	20000.00	13500.00	17500.00	18000.00	13875.00	12250.00	16000.00
COT IRON (WITH NIWAR)AV.QLTY.	EACH	1800.00	2000.00	2250.00	2100.00	1850.00	1750.00	1700.00
ALMIRAH (STEEL) 6'X3' 20 GUAGE	EACH	9000.00	8650.00	9750.00	8000.00	7210.00	7200.00	9000.00
DINNING TABLE 6 CHAIRS A.QLTY	SET	24000.00	27500.00	17500.00	30000.00	19100.00	17500.00	21000.00
SINGLE BED WITHOUT FOAM MED.	EACH	9000.00	5500.00	4750.00	8000.00	6125.00	4900.00	4500.00
MATRESS SINGLE(4"THICK)	EACH	5200.00	3900.00	5000.00	5250.00	4850.00	4850.00	5500.00
FARSHI DARI 12'X9' AV.QLTY	EACH	975.00	975.00	1125.00	2500.00	1200.00	1300.00	1000.00
DARI COTTON (6'x2 1/2') AV.QL	EACH	450.00	400.00	550.00	500.00	450.00	600.00	400.00
CARPET PLAIN AV. QLTY	SQFT.	41.00	35.00	57.50	35.00	25.00	25.00	25.00
QUILT (LIHAF) 3 KG. COTTON	EACH	1050.00	775.00	1000.00	1300.00	956.25	725.00	500.00
BLANKET (90" x 54")	EACH	2500.00	3500.00	4750.00	4200.00	3750.00	3750.00	2650.00
BEDSHEET SINGLE BED SUP.QLTY	EACH	375.00	425.00	825.00	700.00	633.33	525.00	650.00
BED SHEET DOUBLE WITH TWO PILLOW COVERS SUP QLTY	SET	800.00	1100.00	1662.50	1800.00	1258.33	1150.00	1100.00

Contd.

7.11 Intercity Consumer Prices September, 2016

Description	Unit	Wazira- bad	Sialkot	Faisalabad	Jhang	Multan	Muzaffar- garh	D.G. Khan
TOWEL(3'x2') AV. QALTY	EACH	175.00	125.00	180.00	300.00	242.00	245.00	200.00
CEILING FAN 48" SUPER QLTY **	EACH	2400.00	2400.00	2900.00	3000.00	3495.00	3095.00	3095.00
PEDESTAL FAN 22" SUPER QLTY	EACH	3800.00	3300.00	4500.00	4800.00	5550.00	4750.00	4600.00
REFG. DAWLENCE 10 CFT. D.DOOR	EACH	31000.00	36200.00	28500.00	30500.00	30400.00	30400.00	27500.00
D-FREEZER WAVES 8 CFT.	EACH	31000.00	29400.00	27500.00	31000.00	30400.00	30400.00	31000.00
AIRCONDITIONER 1.5 TON PEL	EACH	40000.00	44000.00	46000.00	41500.00	40000.00	40000.00	42000.00
SPLIT AIR CONDITIONER 1.5 TON (SPECIFY BRAND NAME)	EACH	46000.00	41000.00	38000.00	49500.00	50990.00	50990.00	49000.00
AIRCOOLER SUPER ASIA	EACH	12500.00	13000.00	11500.00	11000.00	13000.00	13000.00	14500.00
WASHING MACHINE SINGER	EACH	15600.00	15600.00	17000.00	17000.00	17000.00	17000.00	17000.00
SEWING MACHINE(SINGER)	EACH	5860.00	6095.00	7200.00	6495.00	7200.00	7200.00	6695.00
GIZER LARGE SIZE 30 GALLON CAPACITY SUP QLTY	EACH	19400.00	13750.00	19500.00	22900.00	22900.00	22900.00	22900.00
GAS BURNER DOUBLE SPFY.BRAND	EACH	1350.00	1350.00	1550.00	2000.00	1475.00	1550.00	1300.00
ELECT. IRON PHILIPS MDL.1120	EACH	2200.00	1450.00	2000.00	1500.00	2200.00	1600.00	2100.00
ELECTRIC JUICER FOR APPLE	EACH	4500.00	6000.00	5750.00	7875.00	8200.00	8200.00	4500.00
S.STEEL DEGHCHI MEDIUM SIZE ***	EACH	600.00	430.00	575.00	500.00	767.50	400.00	350.00
ALUMINIUM COOKING PAN (DEGCHI) MED SIZE	EACH	525.00	460.00	475.00	1300.00	296.25	285.00	350.00
NON STICK COOKING PAN (DEGCHI) SUP. QLTY	EACH	1500.00	675.00	1100.00	1200.00	767.86	650.00	800.00
FRYING PAN STEEL AVG. QLTY MED. SIZE	EACH	500.00	310.00	325.00	550.00	295.00	195.00	375.00
TAWA IORN (MEDIUM SIZE) AVG. QLTY	EACH	300.00	275.00	225.00	325.00	210.00	210.00	200.00
S.STEEL PLATE A.QLTY.(M.SIZE)	EACH	82.50	67.50	60.00	80.00	75.00	55.00	60.00
TABLE SPOON S.STEEL SUP.QLTY.	DOZEN	350.00	305.00	375.00	400.00	275.83	245.00	350.00
WATER SET JUG+6 GLASSES (OMROC)	SET	380.00	737.50	725.00	450.00	450.00	475.00	400.00
TEA SET PAK. CHINAWARE 21 PCS.	SET	1600.00	1025.00	1500.00	1950.00	1637.50	1875.00	2000.00
DINNER SET PLASTIC 72 PIECES SUPERIOR QLTY	SET	5500.00	2750.00	8250.00	6000.00	4675.00	4750.00	6000.00
HOTPOT SET PLASTIC 3 PCS.	SET	1000.00	825.00	1212.50	1450.00	1275.00	1050.00	1600.00
BUCKET(BALTI) PLASTIC MED.SIZ	EACH	250.00	205.00	325.00	325.00	290.00	255.00	350.00
LOTA PLASTIC (MED SIZE) AVERAGE QUALITY	EACH	40.00	40.00	43.75	60.00	49.17	55.00	60.00
PRESURE COOKER 4 LTR.	EACH	1750.00	912.50	1325.00	1700.00	1650.00	1650.00	1450.00
WATER COOLER 9/10 LTR.PLASTIC ***	EACH	612.50	450.00	675.00	950.00	553.00	575.00	750.00
THERMOS STARVAC 1 LTR	EACH	600.00	600.00	431.25	500.00	450.00	450.00	600.00
BULB PHILIPS 100-WATTS	EACH	30.00	25.00	25.00	30.00	30.00	30.00	30.00
TUBE LIGHT PHILIPS 40 WATTS	EACH	95.00	95.00	97.50	95.00	100.00	100.00	95.00
ELECTRIC BLUBS "0" WATTE LOCAL	EACH	18.00	20.00	20.00	20.00	20.00	20.00	20.00
ELECTRIC BLUB ENERGY SAVER 14 WATTS	EACH	155.00	155.00	162.50	150.00	165.00	165.00	165.00
WASHING SOAP 250 GMS SPECIFY BRAND NAME	EACH	38.00	20.00	25.00	40.00	22.00	20.00	25.00
SURF EXCEL 400 GMS POLY BAG	EACH	130.00	125.00	125.00	130.00	130.00	130.00	0.00
WASHING POWDER 1000 GRM	EACH	150.00	185.00	185.00	185.00	150.00	150.00	150.00
WASHING POWDER (WHEEL/ BONUS) 100 GRAMS	EACH	90.00	95.00	92.50	90.00	90.00	90.00	90.00
CLEANSER POWDER VIM 1000 GM	PKT.	77.77	70.00	75.00	75.00	83.33	83.33	75.00
FINIS 500 ML	BOTTLE	193.75	218.75	195.00	250.00	200.00	237.50	195.00
PHNYLE TYPHONE/FINIS/CARRANITE 3 LITRES	BOTTLE	130.00	120.00	147.50	180.00	165.00	165.00	160.00
HARPIC	BOTTLE	150.00	145.00	150.00	150.00	150.00	150.00	150.00
BOOT POLISH CHERRY/KIWI 50ML	EACH	125.00	100.00	105.00	105.00	125.00	125.00	105.00
ROBIN BLUE (35 GRAMS)	PKT.	50.00	50.00	55.00	55.00	55.00	55.00	55.00
TISSU PAPER PERFUMED 100 PCS.	PKT	110.00	100.00	110.00	105.00	110.00	110.00	110.00
TOILET PAPER ROLL (R.PETEL)	P/ROLL	40.00	40.00	40.00	40.00	40.00	40.00	40.00
BOOT POLISH LIQUID CHEERY BLOSSOM KIWI 75 ML	BOTTLE	150.00	125.00	150.00	150.00	150.00	150.00	150.00
MATCH BOX SMALL	EACH	2.00	2.00	2.50	2.00	2.00	2.00	2.00
DRY CELL 1.5 VOLT(LOCAL)	EACH	20.00	15.00	25.00	25.00	25.00	25.00	25.00
HAND STITCHING NEEDLE M.SIZE	PACKET	5.00	10.00	9.00	10.00	10.00	10.00	10.00
SEWING MACHINE NEEDLE (SINGER)	EACH	6.00	8.00	7.00	8.50	8.60	8.60	5.00
HOUSEHOLD SERVANT FEMALE P/T	P/MNTH	1500.00	1100.00	2250.00	3000.00	1500.00	1200.00	1750.00
MARRIAGE HALL WITH FURNITURE	P/HEAD	105.00	75.00	130.00	150.00	96.67	72.50	110.00
SEPTRAN TABLETS	10TAB.	16.00	19.30	15.00	18.10	16.00	16.00	16.10
BRUFEN TABS 200-MG.	10TAB.	10.00	10.00	10.00	8.90	8.90	8.90	8.90
PANADOL TAB. EXTRA/PLAIN	10TAB.	12.00	12.00	12.00	12.00	12.00	12.00	12.00
DISPRIN TAB.	10TAB.	14.00	12.40	12.00	12.40	12.40	12.40	12.40
TRISIL TAB.	10 TAB	10.00	10.00	10.00	10.00	10.00	10.00	10.00
FLAGYL TAB. 200 MG.	10TAB.	10.00	10.00	10.00	10.00	10.00	10.00	10.00
VENTOLIN TAB. 2MG.	10TAB.	10.00	10.00	10.00	9.90	9.90	9.90	9.90
DAONIL TAB. 5 MG.	10TAB.	17.00	17.00	17.00	16.80	16.83	16.83	17.00

Contd.

7.11 Intercity Consumer Prices September, 2016

Description	Unit	Wazira- bad	Sialkot	Faisalabad	Jhang	Multan	Muzaffar- garh	D.G. Khan
ENTOX TAB.	10TAB.	10.00	10.00	16.00	15.00	15.00	15.00	15.00
RENITEC TAB. 5 MG.	10TAB.	58.50	58.50	58.50	58.80	58.50	58.50	58.50
CAC. 1000 TAB	BOTTLE	122.00	122.00	122.00	122.00	122.00	122.00	122.00
AMOXIL CAPSOLE 250 MG.S	10CAP.	35.00	36.00	36.00	35.70	35.70	35.70	35.70
CALCIUM SYRUP SANDOZ	BOTTLE	64.00	64.00	64.00	64.00	0.00	0.00	64.00
LEDERPLEX SYRUP	BOTTLE	52.74	52.70	39.00	52.75	52.74	52.74	51.00
SANCOS SYRUP (50 ML.)	BOTTLE	30.00	30.00	30.00	30.00	30.00	30.00	30.00
PHENERGAN SYRUP 120 ML.	BOTTLE	34.50	33.00	34.00	33.00	33.00	33.00	33.00
CALPOL SYRUP 60 ML.	BOTTLE	28.00	28.00	28.00	28.00	28.00	28.00	28.00
HYDRYLIN SYRUP 120 ML.	BOTTLE	69.00	69.00	69.00	69.00	69.00	69.00	69.00
POLYFAX EYE OINTMENT	TUBE	21.00	21.00	21.00	21.00	21.00	21.00	21.00
BETNESOL EYE DROPS	BOTTLE	33.89	33.89	33.00	33.89	33.89	33.89	33.89
EAR DROPS (CARDISPORINE) ***	BOTTLE	21.00	21.00	21.00	21.00	21.00	21.00	21.00
BETNOVATE-N OINTMENT 5 GMS	TUBE	16.67	16.00	16.00	16.00	16.68	16.68	16.00
BURNOL CREAM 30 GRM	TUBE	16.00	16.00	16.00	16.00	16.00	16.00	16.00
VICKS VAPORUB/BALM	BOTTLE	36.00	36.00	36.00	36.00	36.00	36.00	36.00
GLYCRINE SMALL BOTTLE	BOTTLE	17.00	35.00	20.00	30.00	20.00	20.00	20.00
JOUHAR JOSHANDA	PKT.	8.00	8.00	8.00	8.00	8.00	8.00	8.00
GALXOS-D (450 GRMS)	PKT.	157.50	157.50	140.00	157.50	157.50	157.50	157.50
GRIPE-WATER WOODWARDS	BOTTLE	55.00	55.00	55.00	55.00	55.00	55.00	55.00
SANIPLAST ONE PUTTY	EACH	2.00	1.40	2.00	2.00	1.40	1.40	1.40
O.R.S. (NIMCOL)	PKT.	18.00	15.00	18.00	17.00	18.00	18.00	17.00
DETTOL (MEDIUM)	BOTTLE	65.00	65.00	46.00	65.00	65.00	65.00	65.00
COTTON BANDAGE 2" - 4"	EACH	7.00	10.00	7.50	6.50	7.00	10.00	7.00
THERMOMETER CHINA	EACH	35.00	40.00	46.25	40.00	45.83	57.50	45.00
DOCTOR (MBBS) CLINIC FEE	P/PAT.	100.00	100.00	125.00	300.00	100.00	100.00	150.00
URINE TEST (DR) CHARGES	P/TEST	100.00	150.00	55.00	60.00	75.00	55.00	100.00
BLOOD TEST (CP) CHARGES	P/TEST	300.00	350.00	225.00	200.00	290.00	225.00	350.00
SUGAR TEST (RANDOM/FASTING BOTH) CHARGES	P/TEST	200.00	200.00	200.00	150.00	122.50	100.00	140.00
ECG CHARGES	P/TEST	200.00	150.00	200.00	200.00	300.00	125.00	300.00
X-RAY (CHEST) CHARGES	P/X-RAY	300.00	200.00	350.00	500.00	250.00	200.00	350.00
CAR SUZUKI 800 CC (W/O. A/C)	EACH	0.00	660000.00	652800.00	660000.00	654100.00	0.00	635000.00
CAR SUZUKI 1000 CC	EACH	0.00	1078300.00	1092800.00	1149000.00	1075200.00	0.00	1119000.00
CAR TOYOTA 1300 CC	EACH	0.00	1661500.00	1520500.00	1805500.00	1700500.00	0.00	5411000.00
CAR HONDA CIVIC	EACH	0.00	2430000.00	0.00	2039000.00	2258500.00	0.00	0.00
MOTORCYCLE HONDA CD-70.	EACH	63500.00	63500.00	63500.00	63500.00	63500.00	63500.00	63500.00
MOTORCYCLE YAMAHA 100CC.	EACH	79300.00	79300.00	79300.00	79300.00	80000.00	80000.00	79300.00
MOTOR CYCLE HERO 70 CC	EACH	42500.00	45000.00	47500.00	44500.00	47500.00	0.00	42000.00
BICYCLE WITH TYRES & TUBES	EACH	7000.00	7200.00	7600.00	8000.00	7000.00	7150.00	7750.00
TYRE CAR WITH TUBE GENERAL	EACH	3000.00	3000.00	2800.00	3000.00	2500.00	2500.00	2800.00
TYRE MOTOR CYCLE WITHOUT TUBE	EACH	1200.00	1120.00	1300.00	900.00	850.00	850.00	900.00
TYRE CYCLE SPECIFY BRAND NAME	EACH	330.00	350.00	425.00	320.00	300.00	300.00	320.00
TYRE CAR W/O TUBE	EACH	2700.00	3000.00	3200.00	3000.00	2500.00	0.00	2800.00
PETROL SUPER	LITRE	64.61	66.25	64.48	66.30	64.99	64.60	65.70
HIGH SPEED DIESEL HSD	LITRE	72.85	74.60	72.73	74.90	72.99	72.80	74.40
CNG	K.G.	67.50	67.50	67.50	67.50	67.50	67.50	67.50
GAS CYLINDER STAND. SIZE	EACH	935.00	1100.00	1050.00	950.00	990.00	990.00	800.00
MOTOR CYCLE SERVICE CHARGES	EACH	300.00	175.00	225.00	270.00	235.00	240.00	250.00
CAR SERVICE CHARGES	EACH	250.00	400.00	300.00	300.00	275.00	225.00	225.00
TYRE PUNCTURE CHARGES	EACH	50.00	100.00	70.00	60.00	70.00	65.00	40.00
CYCLE OVERHAULING CHARGES	EACH	200.00	350.00	275.00	450.00	281.00	290.00	275.00
CAR TAX FOR 800CC TO 1300CC	YEARLY	2650.00	2650.00	2650.00	2650.00	2650.00	2650.00	2650.00
TRAIN FARE ECO. 1-100 KM.	P/KM.	0.68	0.68	0.68	0.68	0.68	0.68	0.68
TRAIN FARE ECO. 101-500 KM.	P/KM.	0.98	0.98	0.98	0.98	0.98	0.98	0.98
TRAIN FARE ECO. > 500 KM.	P/KM.	0.89	0.89	0.89	0.89	0.89	0.89	0.89
TRAIN FARE IST SLP. 1-100KM	P/KM.	2.10	2.10	2.10	2.10	2.10	2.10	2.10
TRAIN FARE IST SLP.101-500 KM	P/KM.	2.59	2.59	2.59	2.59	2.59	2.59	2.59
TRAIN FARE IST SLP. > 500 KM	P/KM.	1.99	1.99	1.99	1.99	1.99	1.99	1.99
TRAIN FARE A/C SLP. 1-100KM.	P/KM.	5.76	5.76	5.76	5.76	5.76	5.76	5.76
TRAIN FARE A/C SLP.101-500KM	P/KM.	4.59	4.59	4.59	4.59	4.59	4.59	4.59
TRAIN FARE A/C SLP > 500KM.	P/KM	4.16	4.16	4.16	4.16	4.16	4.16	4.16

Contd.

7.11 Intercity Consumer Prices September, 2016

Description	Unit	Wazira- bad	Sialkot	Faisalabad	Jhang	Multan	Muzaffar- garh	D.G. Khan
PLATEFORM TICKET	EACH	10.00	10.00	10.00	10.00	10.00	10.00	10.00
AUTO RICKSHAW FARES	KM/MIN	50.00	60.00	65.00	50.00	30.00	30.00	50.00
FULL TONGA CHARGES	KM/MIN	60.00	60.00	75.00	100.00	49.38	50.00	56.00
TAXI 4 SEATER FARE	KM/MIN	100.00	100.00	60.00	90.00	100.00	100.00	50.00
BUS FARE MIN (WITHIN CITY)	TICKET	9.00	0.00	9.00	0.00	9.00	0.00	0.00
BUS FARE MAX (WITHIN CIT	TICKET	21.00	0.00	21.00	0.00	21.00	0.00	0.00
BUS FARE OUTSIDE CITY	P/KM.	0.86	0.86	0.86	0.86	0.86	0.86	0.86
A/C BUS FARE OUTSIDE CITY	P/KM.	1.45	1.11	1.74	1.56	1.40	1.40	1.40
MINIBUS FARE MIN.WITH IN CITY	TICKET	10.00	0.00	0.00	0.00	11.00	0.00	0.00
MINIBUS FARE MAX.WITH IN CITY	TICKET	10.00	0.00	0.00	0.00	24.00	0.00	0.00
SUZUKI FARE MIN.WITH IN CITY	TICKET	0.00	15.00	15.00	15.00	11.00	0.00	8.00
SUZUKI FARE MAXIMUM W.IN CITY	TICKET	0.00	20.00	27.50	20.00	21.00	0.00	8.00
AIR FARE ECONOMY CLASS.	P/KM.	0.00	19.26	19.26	0.00	19.26	0.00	19.26
POSTAL ENVELOPE DOMESTIC	EACH	8.00	8.00	8.00	8.00	8.00	8.00	8.00
ENVELOPE FOR SAUDI ARABIA	EACH	50.00	50.00	50.00	50.00	50.00	50.00	50.00
POSTAL REGISTRATION CHARGES	EACH	38.00	38.00	38.00	38.00	38.00	38.00	38.00
U.M.S. REG CHARGES MIN.	EACH	59.00	59.00	59.00	59.00	59.00	59.00	59.00
T.C.S. CH. MIN.WITH IN ZONE	EACH	150.00	110.00	150.00	150.00	160.00	160.00	160.00
TELEPHONE CHARGES LOCAL CALL	P/CALL	3.94	3.94	3.94	3.94	3.94	3.94	3.94
TEL CHARGES OUT SIDE CITY	P/CALL	3.94	3.94	3.94	3.94	3.94	3.94	3.94
INTERNET CHARGES	P/HOUR	20.00	25.00	22.50	50.00	20.00	22.50	20.00
MOBILE CELL CHARGES	P/UNIT	3.00	3.06	3.00	3.00	3.00	4.00	3.00
FAX CHARGES (LOCAL)	P/PAGE	30.00	10.00	16.25	40.00	10.00	20.00	15.00
TELEPHONE SET AV. QLTY	EACH	450.00	300.00	475.00	900.00	775.00	475.00	900.00
MOBILE SET NOKIA/SONY/ERICSON/SAMSUNG WITHOUT CAMERA	EACH	4250.00	2600.00	2200.00	3300.00	3100.00	3100.00	2600.00
T.V. 20" COLORED WEGA H-A21.	EACH	18500.00	20000.00	22500.00	12500.00	23500.00	23500.00	23500.00
T.V 20" COLOR CHINA/KORIA)	EACH	7000.00	13500.00	16900.00	5500.00	15500.00	15500.00	14900.00
V.C.P. PANASONIC/LG/NAT	EACH	0.00	5450.00	5750.00	0.00	0.00	0.00	0.00
DVD/VCD PLAYER PANASONIC/LG	EACH	4100.00	4500.00	4500.00	6000.00	4500.00	4200.00	4000.00
RADIO WITH C.PLAYER NATIONAL	EACH	2500.00	2250.00	2175.00	1250.00	3500.00	0.00	3000.00
PERSONNEL COMPUTER (BRANDED)	EACH	37500.00	35000.00	38820.00	50000.00	48200.00	48200.00	35000.00
VID. CASSETTE BLK. TDK/SONY	EACH	0.00	100.00	150.00	100.00	180.00	170.00	150.00
COM. C.D. (TDK/IMATION)	EACH	35.00	42.50	67.50	40.00	60.00	60.00	60.00
TAPE RECORDER CASSETTE BLANK	EACH	35.00	30.00	65.00	60.00	50.00	42.50	40.00
VIDEO GAME SEGA 16 BYTE	EACH	0.00	1250.00	1500.00	1150.00	1300.00	0.00	1600.00
CINEMA A/C. HIGH CLASS	TICKET	0.00	40.00	150.00	0.00	266.67	0.00	0.00
CINEMA NON-A/C HIGH CLASS	TICKET	0.00	40.00	100.00	30.00	133.33	40.00	35.00
CABLE CHARGES	P/MONTH	300.00	250.00	300.00	300.00	300.00	275.00	350.00
TV.LICENCE FEE DOMESTIC	YEARLY	420.00	420.00	420.00	420.00	420.00	420.00	420.00
ENGLISH BOOK CLASS V1	EACH	77.00	77.00	77.00	77.00	77.25	77.00	77.00
ENGLISH BOOK CLASS IX OR X	EACH	130.00	130.00	130.00	130.00	130.00	130.00	130.00
ENG. BOOK IST.YR COMPLETE SET	EACH	84.00	84.00	84.00	84.00	84.00	84.00	84.00
ENGLISH BOOK BA/B.SC	EACH	178.00	178.00	178.00	178.00	178.00	178.00	178.00
URDU BOOK CLASS V (T.B.BORD)	EACH	59.00	59.00	59.00	59.00	59.00	59.00	59.00
URDU BOOK CLASS IX/X(T.B.B)	EACH	139.00	139.00	139.00	139.00	139.00	139.00	139.00
URDU BOOK IST.YEAR/INTER	EACH	53.00	53.00	53.00	53.00	53.00	53.00	53.00
URDU BOOK BA/B.SC	EACH	140.00	140.00	140.00	140.00	140.00	140.00	140.00
MATHS BOOK CALSS V (T.B.B)	EACH	78.00	78.00	78.00	78.00	78.00	78.00	78.00
MATHS BOOK CLASS IX OR X	EACH	279.00	279.00	279.00	279.00	279.00	279.00	279.00
MATHS BOOK IST.YEAR (T.B.B)	EACH	156.00	156.00	156.00	156.00	156.00	156.00	156.00
PAKISTAN STUDIES BOOK BA/B.SC	EACH	125.00	125.00	125.00	125.00	125.00	125.00	125.00
DAILY "DAWN"	P/COPY	19.00	19.00	19.00	19.00	19.00	19.00	19.00
DAILY "JANG"	P/COPY	12.00	12.00	12.00	12.00	12.00	12.00	12.00
DAILY "NAWA-E-WAQT"	P/COPY	12.00	12.00	12.00	12.00	12.00	12.00	12.00
WEEKLY "AKHBAR-E-JAHAN"	P/COPY	55.00	55.00	55.00	55.00	55.00	55.00	55.00
WEEKLY "MAG"	P/COPY	45.00	45.00	45.00	45.00	45.00	45.00	45.00
MONTHLY "NAUNEHAL DIGEST"	P/COPY	35.00	35.00	35.00	35.00	35.00	35.00	35.00
PAPER FOOLSCAPE (27"x17")	QUIRE	30.00	30.00	45.00	50.00	37.50	33.75	30.00
EXERCISE.BOOK LINED 80/100 PGS	EACH	40.00	80.00	60.00	70.00	32.50	27.50	30.00
PENCILGOLDFISH/DEER	EACH	7.00	7.00	6.00	7.00	6.50	6.00	6.00
PEN INK DOLLOR 57 ML BOTTLE	EACH	20.00	25.00	20.00	20.00	20.00	20.00	20.00

Contd.

7.11 Intercity Consumer Prices September, 2016

Description	Unit	Wazira- bad	Sialkot	Faisalabad	Jhang	Multan	Muzaffar- garh	D.G. Khan
PHOTOSTATE PAPER 70 GM	PRT	380.00	320.00	345.00	320.00	290.00	330.00	300.00
BALL PEN (local)	EACH	5.00	5.00	5.00	8.00	5.83	6.00	6.00
FOUNTAIN PEN HERO/WINGS/CHINA	EACH	40.00	40.00	50.00	50.00	45.00	50.00	35.00
PRIVATE SCHOOL FEE ENGLISH MEDIUM AVERAGE STANDARD (CLASS I)	P/ MONTH	1100.00	900.00	2100.00	1400.00	2191.67	866.67	1300.00
PRIVATE SCHOOL FEE ENGLISH MEDIUM AVERAGE STANDARD (CLASS V)	P/ MONTH	1300.00	1000.00	2200.00	1400.00	2466.67	966.67	1350.00
PRIVATE SCHOOL FEE ENGLISH MEDIUM AVERAGE STANDARD (CLASS VI)	P/ MONTH	1500.00	1000.00	2400.00	1500.00	2650.00	1150.00	1400.00
PRIVATE SCHOOL FEE ENGLISH MEDIUM AVERAGE STANDARD (CLASS X)	P/ MONTH	1700.00	1200.00	2200.00	1700.00	2908.33	1533.33	2250.00
PRIVATE MEDICLE COLLEGE FEE MBBS (1ST YEAR)	P/ MONTH	0.00	0.00	25000.00	0.00	45166.66	0.00	0.00
PRIVATE ENGINEERING COLLEGE FEE (ISTR YEAR)	P/ MONTH	0.00	0.00	3200.00	0.00	13333.33	0.00	0.00
GOVT. COLLEGE FEE 1ST. YEAR	MONTH	50.00	50.00	50.00	50.00	50.00	50.00	50.00
GOVT. COLLEGE FEE 4TH. YEAR	MONTH	60.00	60.00	60.00	60.00	60.00	60.00	60.00
GOVT. UNIVERSITY FEE MSC.	MONTH	77.50	0.00	70.00	150.00	1666.66	217.00	833.00
GOVT. MED. COLLEGE FEE MBBS	MONTH	873.00	0.00	1250.00	0.00	1250.00	873.00	1250.00
GOVT. ENGG. COLL. FEE I YEAR	MONTH	1558.00	0.00	3200.00	0.00	3333.33	500.00	0.00
COACHING FEE FOR CLASS IX/X	P/ MONTH	500.00	550.00	1200.00	1200.00	800.00	500.00	500.00
COACHING CHARGES FOR CLASS 1ST YEAR/INTER (SCIENCE)	P/ MONTH	1000.00	1900.00	1700.00	2000.00	1200.00	900.00	1500.00
COACHING CHARGES FOR CLASS 1ST YEAR/INTER (COMMERCE)	P/ MONTH	1000.00	2400.00	1375.00	2000.00	1133.33	900.00	1000.00
I.T. TUITION FEES	P/ MONTH	3900.00	0.00	1550.00	2000.00	2533.25	0.00	2000.00
MBA TUITION FEES	P/ MONTH	2000.00	0.00	15000.00	0.00	7390.00	0.00	2000.00
BREAD TANDOORI ST. SIZE	EACH	6.00	7.00	6.00	6.00	6.00	5.50	5.00
COOKED MUTTON (AV. HOTEL)	PLATE	120.00	125.00	135.00	150.00	105.00	135.00	100.00
COOKED BEEF (AV. HOTEL)	PLATE	65.00	60.00	72.50	90.00	80.00	80.00	60.00
COOKED DAL (AV. HOTEL)	PLATE	40.00	30.00	42.50	70.00	40.00	45.00	35.00
CHICKEN BIRYANI FULL/DOUBLE	PLATE	120.00	120.00	120.00	200.00	131.67	100.00	80.00
TEA PREPARED (ORDINARY)	CUP	20.00	15.00	20.00	20.00	20.00	17.50	20.00
HAIRCUT CHARGES FOR MEN	P/CUT	60.00	60.00	70.00	60.00	73.33	75.00	50.00
BEAUTY PORL HAIR STYL CHARGE	P/STY.	300.00	175.00	212.50	300.00	250.00	225.00	200.00
SHAVING CHARGES	PER SHV	40.00	40.00	32.50	30.00	36.67	40.00	30.00
LIPSTICK S.MISS/MEDORA	EACH	110.00	90.00	110.00	110.00	110.00	120.00	110.00
NAIL POLISH S.MISS/MEDORA	EACH	60.00	60.00	105.00	110.00	100.00	100.00	60.00
PERFUME MED.SIZE MEDORA/BROACH	EACH	120.00	180.00	200.00	200.00	120.00	120.00	120.00
HAIR-OIL AMLA/CHAMBELI	BOTTLE	110.00	100.00	120.00	130.00	120.00	120.00	120.00
TOILET SOAP LUX 95 GRAMS	EACH	44.78	33.40	38.00	38.00	32.00	32.00	33.00
TOILET SOAP LIFEBOUY 140 GRM	EACH	37.00	37.00	37.00	37.00	37.00	37.00	37.00
TOILET SOAP SAFEGUARD BATH SIZE	EACH	48.00	46.00	48.00	50.00	48.00	48.00	48.00
TOOTHPASTE MACKLINES 70 GRM	EACH	50.00	50.00	50.00	50.00	50.00	50.00	50.00
TOOTHPAST MED SIZE CLGATE 70 GMS	EACH	60.66	70.00	82.50	80.00	75.00	75.00	85.00
TOOTHBRUSH SHEILD A/PLAQUE	EACH	45.00	40.00	75.00	60.00	30.00	25.00	35.00
TOOTHPOWDER DENTONIC 90 GRM	EACH	25.00	25.00	32.00	30.00	32.00	32.00	32.00
HAIR-COLOUR BEGIN (6 GMS)	EACH	105.00	100.00	100.00	100.00	105.00	105.00	105.00
HAIR COLOUR (KALAKOLA)	BOTTLE	140.00	120.00	120.00	130.00	130.00	130.00	130.00
FACECREAM PONDS (MEDIUM)	EACH	120.00	105.00	110.00	120.00	120.00	120.00	110.00
TALC POWDER VICE ROAY,B.CAT	EACH	145.00	120.00	150.00	150.00	145.00	145.00	145.00
BLADE TREET ORDINARY 10'S	PKT.	40.00	40.00	30.00	30.00	30.00	30.00	35.00
BLADE 7-O-CLOCK STAIN. 5'S	PKT.	35.00	30.00	30.00	35.00	35.00	35.00	35.00
SHAMPOO SUNSILK/PAINTIN 100 ML	BOTTLE	110.00	110.00	99.00	100.00	110.00	110.00	110.00
BEAUTY CREAM (FAIR & LOVELY)	EACH	185.00	99.00	75.00	195.00	185.00	185.00	115.00
HAIR REMOVING CREAM (EU-CREAM)	TUBE	65.00	65.00	60.00	65.00	65.00	65.00	65.00
GEL MEDIUM SIZE	BOTTLE	60.00	65.00	95.00	125.00	100.00	100.00	155.00
DISPOSABLE RAZOR GILLET-II	EACH	40.00	45.00	40.00	42.00	40.00	40.00	40.00
SHAVING CREAM TOUCH-ME/ADM.	EACH	65.00	60.00	55.00	75.00	65.00	65.00	65.00
GOLD TEZABI 24 CT	10 GM.	43725.00	43640.00	44070.00	43380.00	43040.00	43040.00	43252.00
SILVER TEZABI 24 CT	10 GM.	651.00	688.00	590.00	635.00	625.00	625.00	625.00
ARTIFICIAL JEWELLARY SET	SET	800.00	200.00	575.00	450.00	656.25	575.00	450.00
WRIST WATCH GENTS CITIZEN (ORIGINAL) ***	EACH	2500.00	2400.00	5250.00	5000.00	2500.00	2600.00	2500.00
WRIST WATCH LADIES CITIZEN (ORIGINAL) ***	EACH	2400.00	2400.00	5250.00	5000.00	2500.00	0.00	2500.00
WALL CLOCK QUARTZ AV.QLTY	EACH	425.00	550.00	537.50	1000.00	400.00	325.00	550.00
SUITCASE REXIN (24"x16"x6")	EACH	900.00	1200.00	1250.00	1500.00	775.00	725.00	1200.00
TRUNK MEDIUM SIZE ***	EACH	1500.00	2100.00	1550.00	1400.00	1191.67	1325.00	1500.00
PURSE LADIES (LEATHER) AVERAGE QUALITY	EACH	750.00	500.00	550.00	900.00	1266.67	1300.00	450.00

7.11 Intercity Consumer Prices September, 2016

Description	Unit	Vehari	Sargodha	Mianwali	Bahawal-pur	Bahawal-nagar	R.Y. Khan
WHEAT	10 KG.	312.00	317.50	315.00	318.75	320.63	325.00
WHEAT FLOUR FINE/SUPERIOR.	KG.	40.00	40.00	40.00	39.00	40.00	40.00
WHEAT FLOUR AVG. QLTY	KG.	39.00	35.00	38.00	37.00	37.00	39.00
WHEAT FLOUR BAG	10 KG.	365.00	340.00	360.00	370.00	360.00	360.00
MAIDA	KG.	50.00	55.00	50.00	48.00	50.00	50.00
SUJI	KG.	50.00	55.00	50.00	50.00	50.00	50.00
BESAN AV. QLTY.	KG.	160.00	160.00	150.00	162.50	160.00	140.00
RICE BASMATI SUP. QLTY.	KG.	117.50	100.00	120.00	125.00	95.00	110.00
RICE BASMATI 385/386	KG.	72.50	67.50	80.00	95.00	60.00	60.00
RICE BASMATI BROKEN AV.QLTY	KG.	67.50	50.00	70.00	55.00	50.00	65.00
RICE IRRI-6 (SINDH/PUNJAB)	KG.	40.00	50.00	60.00	47.50	45.00	37.50
VERMICELLI	KG.	80.00	70.00	90.00	85.00	80.00	80.00
BREAD PLAIN MEDIUM SIZE	EACH	60.00	40.00	40.00	45.00	40.00	35.00
RUSK (PAPAY)	KG.	200.00	200.00	200.00	220.00	210.00	200.00
BISCUITS-PACKED	PKT	40.00	35.00	40.00	35.00	37.50	35.00
BISCUIT-BAKERY (LOOSE)	250 GM	80.00	80.00	80.00	97.50	70.00	75.00
CORNFLAKS FAUJI 225 GM.	PKT	171.00	210.00	220.00	180.00	180.00	171.00
SAMOSAS (VEGATABLE)	EACH	15.00	17.50	20.00	10.00	20.00	15.00
PASTRY AV.QLTY.	EACH	30.00	30.00	30.00	40.00	25.00	30.00
PATTIES (VEGATABLES)	EACH	15.00	30.00	30.00	20.00	20.00	25.00
NIMCO	250 GM	70.00	60.00	80.00	60.00	80.00	100.00
CHIPS	250 GM	62.50	100.00	40.00	70.00	60.00	128.00
BEEF WITH BONE AV.QLTY.	KG	270.00	300.00	320.00	300.00	280.00	260.00
MUTTON AV.QLTY.	KG	500.00	687.50	600.00	600.00	550.00	550.00
CHICKEN FARM BROILER (LIVE)	KG	110.00	120.00	110.00	134.00	102.00	106.00
FISH-RAHU MEDIUM SIZE	KG	350.00	220.00	350.00	290.00	250.00	280.00
MILK FRESH (UNBOILED)	LTR.	67.50	65.00	70.00	67.50	70.00	60.00
CURD	KG.	77.50	80.00	80.00	80.00	80.00	80.00
MILK TETRA PACK 1/2 LTR.	PKT.	60.00	65.00	60.00	60.00	60.00	60.00
LACTOGEN 400 GRAMS	PKT.	436.00	435.00	435.00	440.00	435.00	425.00
POWDER MILK NIDO 400GM.	PKT	400.00	380.00	380.00	389.74	390.00	375.00
MILK POWDER LOOSE/PACKED	KG.	450.00	550.00	450.00	475.00	550.00	480.00
BUTTER LOCAL PACKED	50 GM.	30.00	30.00	40.00	40.00	21.42	30.00
EGGS FARM	DOZ	97.50	100.00	100.00	102.00	98.00	104.00
MUSTARD OIL AV.QLTY.	KG.	155.00	175.00	180.00	170.00	160.00	170.00
COOKING OIL (DALDA)	2.5LTR	445.00	445.00	445.00	445.00	445.00	445.00
COOKING OIL (PAKWAN) OTHER BRAND SPECIFY	2.5 LTR	410.00	340.00	400.00	395.00	429.16	383.00
VEGETABLE GHEE TIN	2.5KG.	441.25	440.00	445.00	440.00	440.00	440.00
VEGETABLE GHEE (LOOSE)	KG.	162.50	138.00	120.00	145.00	142.50	145.00
DATES AV.QLTY.	KG.	210.00	140.00	160.00	155.00	200.00	160.00
PISTACHIO AV.QLTY.	50 GM.	127.50	120.00	100.00	105.00	120.00	110.00
ALMONDS WHOLE AV.QLTY.	KG.	775.00	600.00	450.00	425.00	800.00	650.00
COCONUT DRY AV.QLTY.	KG.	290.00	245.00	300.00	272.50	280.00	260.00
RAISINS AV.QLTY.	50 GM.	27.50	20.00	30.00	23.00	20.00	18.00
GROUNDNUTS (WITH SHELL)	KG.	160.00	210.00	200.00	230.00	155.00	180.00
MALTA/MOSAMBI	DOZ	0.00	0.00	0.00	0.00	0.00	0.00
KINNU	DOZ	0.00	0.00	0.00	0.00	0.00	0.00
APPLE	KG	110.00	80.00	120.00	105.00	100.00	120.00
ALOO BUKHARA	KG	0.00	0.00	0.00	0.00	0.00	0.00
POMEGRANATE (ANNAR)	KG	210.00	120.00	0.00	200.00	200.00	150.00
GRAPES	KG	190.00	120.00	120.00	310.00	280.00	150.00
BANANAS	DOZ	55.00	60.00	70.00	55.00	55.00	70.00
MANGO KALMI	KG	100.00	100.00	120.00	130.00	100.00	150.00
GUAVA	KG	95.00	110.00	60.00	75.00	100.00	50.00
WATERMELON (TURBOOZ)	KG	0.00	0.00	0.00	0.00	0.00	0.00
MUSKMELON (KHARBOOZA)	KG	0.00	0.00	0.00	0.00	0.00	0.00
SWEETMELON (GARMA)	KG	90.00	80.00	50.00	95.00	50.00	50.00
PULSE MASOOR (WHOLE)	KG.	150.00	135.00	170.00	130.00	140.00	130.00
PULSE MASOOR (WASHED)	KG.	155.00	155.00	160.00	140.00	140.00	140.00
PULSE MOONG (WASHED)	KG.	160.00	135.00	140.00	150.00	140.00	130.00
PULSE MASH (WASHED)	KG.	320.00	275.00	280.00	275.00	240.00	260.00

Contd.

7.11 Intercity Consumer Prices September, 2016

Description	Unit	Vehari	Sargodha	Mianwali	Bahawal-pur	Bahawal-nagar	R.Y. Khan
PULSE GRAM	KG.	160.00	150.00	160.00	165.00	155.00	150.00
GRAM WHOLE BLACK AV.QLTY.	KG.	155.00	155.00	150.00	140.00	140.00	140.00
GRAM WHOLE YELLOW AV.QLTY	KG.	200.00	190.00	200.00	165.00	240.00	200.00
BEANS (LAL LOBIA)	KG.	200.00	140.00	170.00	150.00	160.00	140.00
POTATOES	KG	25.00	60.00	25.00	30.00	25.00	52.50
ONION	KG	30.00	27.50	25.00	30.00	25.00	30.00
TURNIP	KG	0.00	0.00	0.00	0.00	0.00	0.00
RADISH	KG	0.00	80.00	0.00	0.00	40.00	0.00
TOMATOES	KG	65.00	50.00	70.00	75.00	60.00	60.00
CABBAGE	KG	0.00	0.00	0.00	0.00	0.00	0.00
CAULIFLOWER	KG	0.00	0.00	0.00	0.00	0.00	0.00
BRINJAL	KG	40.00	35.00	40.00	42.50	40.00	40.00
PUMPKIN	KG	20.00	35.00	50.00	37.50	30.00	60.00
BOTTLEGOURD	KG	55.00	35.00	40.00	42.50	40.00	40.00
LADY FINGER	KG	60.00	55.00	80.00	65.00	60.00	60.00
PEAS	KG	0.00	0.00	0.00	0.00	0.00	0.00
SPINACH	KG	15.05	30.00	40.00	27.50	30.00	20.00
TINDA	KG	80.00	110.00	40.00	95.00	150.00	80.00
TURAI	KG	45.00	40.00	60.00	47.50	55.00	50.00
KARAILA	KG	60.00	55.00	60.00	85.00	90.00	80.00
ARVI	KG	45.00	55.00	80.00	47.50	60.00	50.00
CHILLIES GREEN	KG	45.00	90.00	70.00	110.00	80.00	60.00
CARROT	KG	0.00	0.00	0.00	0.00	0.00	0.00
COCUMBER (KHEERA)	KG	90.00	120.00	100.00	95.00	40.00	80.00
LEMON	250GM	40.00	55.00	30.00	45.00	30.00	40.00
SUGAR REFINED	KG.	70.00	70.00	72.00	70.00	69.50	68.00
GUR AV.QLTY	KG.	90.00	85.00	100.00	92.50	90.00	90.00
HONEY LANGANESE 500 GM.	BOTTLE	910.00	890.00	960.00	850.00	850.00	800.00
MILO 200 GM.	BOTTLE	280.00	220.00	230.00	220.00	218.18	195.00
CUSTARD POWDER RAFHAN 300 GM.	PKT	80.00	80.00	80.00	80.00	80.00	80.00
TOFFEE (HILAL)	EACH	2.00	2.00	1.00	1.00	2.00	2.00
CHOWKELATE CANDY (SMALL SIZE)	EACH	5.00	5.00	6.00	5.00	5.00	5.00
SWEETMEAT (MIXED)	KG	320.00	280.00	320.00	355.00	280.00	350.00
ICE CREAM WALLS	CUP.	45.00	40.00	40.00	40.00	40.00	45.00
ICE	KG	7.50	13.50	5.00	8.50	10.00	10.00
JAM AHMED/MITCHELLES	BOTTLE	140.00	135.00	140.00	140.00	140.00	140.00
SQUASH-MITCHELLES	BOTTLE	147.50	160.00	160.00	160.00	165.00	160.00
ROOH AFZA	BOTTLE	160.00	160.00	170.00	160.00	160.00	160.00
JAM-E-SHIREEN	BOTTLE	170.00	165.00	170.00	170.00	170.00	170.00
SAUNF	50 GM	17.50	15.00	20.00	22.00	20.00	15.00
CINAMON LOOSE AV. QLTY	50 GM.	20.00	30.00	20.00	20.00	20.00	25.00
CUMINSEED WHITE NATIONAL	50 GM.	54.00	52.00	52.00	52.00	55.00	54.00
PEPPER BLACK NATIONAL	50 GM.	100.00	100.00	100.00	100.00	100.00	100.00
CLOVES LOOSE AV.QLTY	50 GM.	100.00	120.00	100.00	105.00	100.00	80.00
CARDAMOM LARGE LOOSE AV.QLTY	50 GM.	170.00	190.00	120.00	137.50	170.00	160.00
CARDAMOM SMALL AV.QLTY	50 GM.	100.00	100.00	120.00	115.00	100.00	90.00
SALT-POWDERED (LAHORI) LOOSE	KG.	12.00	10.00	10.00	12.00	10.00	10.00
SALT POWDERED (NATIONAL/SHAN)	PKT	25.00	25.00	25.00	25.00	25.00	25.00
CHILLIES POWD.NATIONAL 200GM	PKT	105.00	105.00	105.00	105.00	105.00	105.00
CHILLIES POWDER LOOS	KG.	275.00	300.00	320.00	225.00	240.00	280.00
CORRIANDER SEED POWD.NATIONAL	PKT	104.00	108.00	104.00	104.00	104.00	78.00
CORRIANDER SEED (LOOSE)	KG.	310.00	290.00	280.00	312.50	240.00	240.00
TURMERIC POWD.NATIONAL 50GM	PKT.	35.00	35.00	35.00	35.00	35.00	35.00
CURRY POWD. NATIONAL 200 GM	PKT.	87.00	87.00	87.00	87.00	86.00	86.00
TOMATO KETCHUP AHMED/MITCHL	BOTTLE	105.00	95.00	90.00	70.00	120.00	120.00
PICKLES AHMED/MITCHELLES	BOTTLE	130.00	105.00	110.00	105.00	120.00	120.00
VINEGAR SYNTHETIC (SIRKA)	BOTTLE	85.00	50.00	70.00	85.00	90.00	85.00
GARLIC	KG	265.00	295.00	300.00	320.00	300.00	280.00
GINGER	KG	165.00	150.00	200.00	170.00	120.00	120.00
TAPAL DANEDAR TEA 200GM PACKET	PKT	157.89	157.89	157.89	157.89	157.89	158.00
TEA LIPTON YELLOW LABEL 200GM.	PKT.	157.21	157.89	150.00	157.89	157.89	158.00

Contd.

7.11 Intercity Consumer Prices September, 2016

Description	Unit	Vehari	Sargodha	Mianwali	Bahawal-pur	Bahawal-nagar	R.Y. Khan
TEA LOOSE KENYA AV.QLTY 250GM.	PKT.	150.00	160.00	140.00	132.50	140.00	120.00
COFFEE-NESCAFE 75 GM. **	BOTTLE	350.00	315.00	320.00	330.00	350.00	330.00
COLD DRINK (STANDARD SIZ)	BOTTLE	25.00	25.00	25.00	25.00	25.00	25.00
FRUIT JUICE TETRA PACK	PKT.	20.00	22.50	20.00	15.00	20.00	15.00
MINERAL WATER NESTLE 1.5 LTR	BOTTLE	50.00	50.00	50.00	50.00	50.00	50.00
CIGARETTES K-2 10'S **	PKT	65.00	65.00	0.00	57.00	60.00	65.00
CIGARETTES CAPSTAN 10'S **	PKT	70.00	70.00	70.00	65.00	70.00	70.00
CIGARETTES GOLD LEAF 20'S	PKT	130.00	130.00	130.00	120.00	130.00	130.00
CIGARETTES MORVEN GOLD 20'S	PKT	70.00	70.00	70.00	70.00	70.00	70.00
BETEL LEAVES	50GM.	80.00	80.00	80.00	105.00	70.00	80.00
BETEL NUTS	KG.	400.00	350.00	360.00	355.00	350.00	350.00
LONG CLOTH 57" GUL AHMED/AL-KARAM	METER	210.00	235.00	200.00	180.00	270.00	270.00
SHIRTING AV.QLTY.	METER	190.00	140.00	150.00	115.00	200.00	220.00
PANT CLOTH W & WEAR AV.QLTY	METER	550.00	550.00	400.00	525.00	550.00	500.00
LAWN PRINTED GUL AHMED/AL-KARAM	METER	355.00	360.00	200.00	383.50	360.00	360.00
GEORGETTE AV.QLTY	METER	325.00	135.00	105.00	110.00	250.00	250.00
LINEN AV.QLTY ***	METER	247.50	145.00	140.00	125.00	260.00	260.00
HEAVY WT SUITING LAWERNCPUR AVG QLTY	METER	1200.00	950.00	950.00	1600.00	1500.00	1300.00
HEAVY WT SUITING LAWERNCPUR SUP QLTY	METER	1950.00	1350.00	1200.00	2255.00	2000.00	1600.00
TROPICAL SUITING LAW.PUR	METER	1000.00	1100.00	950.00	1470.00	1400.00	1100.00
PANT BOY 24"/26" LENGTH.	EACH	637.50	450.00	350.00	462.50	550.00	500.00
SHIRT BOY 24"/26" LENGTH	EACH	412.50	312.50	275.00	387.50	490.00	490.00
SCHOOL UNI. PANT,SHIRT BOYS	SUIT	475.00	525.00	600.00	725.00	1000.00	1000.00
SCHOOL UNI. KAMEEZ,SHAL.BOYS	SUIT	500.00	475.00	600.00	725.00	950.00	700.00
SCHOOL UNI. KAMEEZ,SHAL.GIRL	SUIT	525.00	475.00	700.00	687.50	950.00	800.00
FROCK W/WEAR GIRLS	EACH	825.00	1000.00	1000.00	3000.00	1600.00	1000.00
AWAMI-SUIT W & W(BOY) 24"/26	SUIT	875.00	750.00	1400.00	775.00	1562.50	1550.00
AWAMI-SUIT W&W (GENTS)AV.QLTY	SUIT	1250.00	1900.00	1400.00	1150.00	1800.00	1585.00
PULLOVER GENTS OXFORD/BON.	EACH	3000.00	3300.00	2300.00	2890.00	3190.00	3190.00
PULLOVER LADIES OXFORD/BON.	EACH	3000.00	2300.00	2300.00	2500.00	3090.00	2890.00
PULLOVER (GENTS) OTHERS A.QTY	EACH	790.00	925.00	800.00	950.00	1400.00	800.00
SECOND-HAND COAT FOR MEN	EACH	175.00	250.00	420.00	1150.00	700.00	425.00
SECONDHAND SWEETER FOR MEN DUP QLTY	EACH	100.00	225.00	150.00	425.00	400.00	175.00
SECONDHAND WINTER JACKET	EACH	245.00	325.00	300.00	650.00	500.00	325.00
UNDERWEAR AV.QLTY MEDIUM SIZE	EACH	87.50	110.00	150.00	110.00	200.00	225.00
VEST FOR MEN AV.QLTY.	EACH	115.00	110.00	170.00	187.50	220.00	230.00
VEST/SHAMEEZ (WOMEN) AVG. QLTY	EACH	137.50	100.00	150.00	175.00	200.00	175.00
SOCKS NYLON (PAKISTANI)	PAIR	77.50	110.00	100.00	115.00	120.00	125.00
BRASSIER AV.QLTY.	EACH	95.00	110.00	200.00	160.00	240.00	245.00
BRASSIER SUP QLTY	EACH	250.00	490.00	600.00	387.50	650.00	650.00
DOPATTA GEORGETTE AV.QLTY.	EACH	375.00	260.00	200.00	337.50	450.00	450.00
DOPATTA COTTON AV GLTY	EACH	245.00	250.00	180.00	337.50	400.00	250.00
CHADDAR (W/WEAR) (2x2.5 MTR)	EACH	462.50	350.00	300.00	425.00	650.00	450.00
LUNGI/DHOTI(COTTON) AVG. QLTY	EACH	300.00	275.00	300.00	287.50	400.00	300.00
HANDKERCHIEF AVG. QLTY PAK	EACH	45.00	35.00	50.00	32.50	60.00	35.00
HANDKERCHIEF SUP. QLTY PAK	EACH	72.50	70.00	60.00	100.00	70.00	60.00
GLOVES AV QLTY	PAIR	72.50	110.00	115.00	115.00	150.00	175.00
AZARBAND COTTON AVG. QLTY	EACH	17.50	17.50	15.00	17.50	15.00	15.00
SEWING THREAD/REEL(ASLI PARI)	EACH	7.00	6.00	6.00	5.00	6.00	6.00
WASHING CHARGES PAINT & SHIRT	SUIT	95.00	160.00	150.00	125.00	70.00	70.00
DRY CLEANING SUIT COAT PANT	SUIT	350.00	375.00	392.50	487.50	350.00	400.00
WASHING CH. (KAMIZ-SHALWAR)	PAIR	80.00	100.00	70.00	95.00	60.00	70.00
TAILORING SHIRT	EACH	400.00	400.00	300.00	475.00	300.00	500.00
TAILORING CHARGES PANT (MEN)	EACH	675.00	800.00	500.00	650.00	500.00	500.00
TAILORING COAT-PANT SUIT	SUIT	5750.00	3750.00	3050.00	5750.00	4000.00	4000.00
TAILORING AWAMI-SUIT (MALE)	SUIT	475.00	550.00	500.00	600.00	500.00	700.00
TAILORING SUIT FEMALE	SUIT	475.00	650.00	300.00	525.00	400.00	600.00
GENTS SHOES PAUL BATA	PAIR	1199.00	1299.00	1199.00	1199.00	1199.00	1199.00
GENTS SANDAL BATA	PAIR	699.00	699.00	699.00	699.00	699.00	699.00
GENTS SPOUNG CHAPPAL BATA	PAIR	199.00	199.00	199.00	199.00	199.00	199.00
LADIES SANDAL BATA	PAIR	499.00	499.00	499.00	499.00	499.00	499.00

Contd.

7.11 Intercity Consumer Prices September, 2016

Description	Unit	Vehari	Sargodha	Mianwali	Bahawal-pur	Bahawal-nagar	R.Y. Khan
LADIES SPOUNG CHAPPAL BATA	PAIR	179.00	179.00	179.00	179.00	179.00	179.00
CHILD SHOE POWER LITE BATA	PAIR	599.00	599.00	599.00	599.00	599.00	599.00
GENTS SHOE, ART 1109 SERVICE	PAIR	999.00	999.00	999.00	999.00	999.00	999.00
NYLON JOGGER 27 SIZE 2-5 ***	PAIR	1299.00	1299.00	1299.00	1299.00	1299.00	1299.00
CHINA FOOT WEAR AV. QLTY (MALE) *	PAIR	675.00	575.00	400.00	1150.00	500.00	500.00
CHINA FOOT WEAR AV. QLTY (FEMALE) *	PAIR	425.00	550.00	400.00	1150.00	400.00	400.00
CHINA FOOT WEAR AV. QLTY (CHILDREN) *	PAIR	387.50	400.00	400.00	875.00	400.00	400.00
SHOE REPAIR HALF SOLE	PAIR	65.00	150.00	80.00	110.00	100.00	100.00
SHOES POLISH CHARGES AVERAGE SHOP	PAIR	25.00	20.00	15.00	20.00	22.50	25.00
HOUSE RENT (combined)	MONTH	5179.00	6423.00	4039.00	7876.00	4578.00	4693.00
rent 2	pm	5179.00	6423.00	4039.00	7876.00	4578.00	4693.00
RENT3	PM	5179.00	6423.00	4039.00	7876.00	4578.00	4693.00
RENT4	PM	5179.00	6423.00	4039.00	7876.00	4578.00	4693.00
RENT5	PM	5179.00	6423.00	4039.00	7876.00	4578.00	4693.00
RENT6	PM	5179.00	6423.00	4039.00	7876.00	4578.00	4693.00
SYNTHETIC ENEMAL ROBIALAC BALTI 3.64 LTR.	EACH	2258.00	1947.74	1700.00	2258.00	2262.00	2262.00
SYNTHETIC ENEMAL ICI BALTI 3.64 LTR.	EACH	2191.00	2135.00	1975.00	2184.00	2191.00	2191.00
CEMENT (LOCAL) SPECIFY BRAND NAME	BAG	517.50	540.00	540.00	540.00	527.50	515.00
BRICKS (NEW) IST CLASS	P/1000	5250.00	7300.00	5300.00	5000.00	5000.00	6500.00
CEMENT BLOCKS (6"x8"x12")	P/100	0.00	0.00	0.00	0.00	0.00	3500.00
BAJREE	100CFT	5550.00	4000.00	3000.00	5200.00	6000.00	5500.00
SAND (BLACK PIT SAND)	K100CFT	1600.00	1450.00	2500.00	2300.00	2000.00	2500.00
TIMBER SHESHAM LOG IST QUALITY	cubmt.	51502.00	63566.00	52000.00	49440.50	56501.00	56494.00
IRON BAR (M.S. BAR) 1/2"	P/TON	70500.00	62000.00	64000.00	68750.00	60000.00	59000.00
CARPENTER WAGE RATE	P/DAY	575.00	800.00	1000.00	675.00	700.00	800.00
MASON (RAJ) WAGE RATE	P/DAY	687.50	1000.00	1000.00	775.00	700.00	800.00
UNSKILLED LABOUR WAGE RATE	P/DAY	350.00	600.00	500.00	450.00	400.00	400.00
PLUMBER WAGE RSTE	P/DAY	700.00	1000.00	1000.00	700.00	700.00	800.00
ELECTICIAN WAGE RATE PER DAY **	P/DAY	650.00	900.00	1000.00	0.00	700.00	0.00
ELECTICIAN WAGE RATE PER POINT **	P/PNT	70.00	120.00	75.00	110.00	100.00	100.00
WATER CHARGES PER HOUSE	P/MONTH	50.00	125.00	100.00	60.00	100.00	70.00
ELECT.CHARGES UPTO 50 UNITS	P/UNIT	2.00	2.00	0.00	2.00	2.00	2.00
ELECT.CHARGES 01 - 100 UNIT	P/UNIT	6.18	6.18	6.18	6.18	6.18	6.18
ELECT.CHARGES 101 - 300 UNIT	P/UNIT	9.54	9.54	9.54	9.54	9.54	9.54
ELECT.CHARGES 301 - 1000 UNIT	P/UNIT	16.39	16.39	16.39	16.39	16.39	16.39
ELECT.CHARGES ABOVE 1000 UNIT	P/UNIT	18.39	18.39	18.39	18.39	18.39	18.39
ELEC	PM	10.50	10.50	10.50	10.50	10.50	10.50
GAS CHRg upto 3.3719 MMBTU	MMBTU	128.70	128.70	0.00	128.70	128.70	128.70
GAS CHRg 3.3719 - 6.7438 MMBTU	MMBTU	257.40	257.40	0.00	257.40	257.40	257.40
GAS CHRg 6.7438 - 10.1157 MMBTU	MMBTU	257.40	257.40	0.00	257.40	257.40	257.40
GAS CHRg10.1157 - 13.4876 MMBTU	MMBTU	702.00	702.00	0.00	702.00	702.00	702.00
GAS	PM	702.00	702.00	0.00	702.00	702.00	702.00
GAS	PM	409.50	409.50	0.00	409.50	409.50	409.50
KEROSENE OIL	LTR	90.00	75.00	75.00	66.00	80.00	90.00
FIREWOOD WHOLE	40 KG.	470.00	500.00	400.00	625.00	500.00	450.00
CHAIR SHESHAM WOOD WITH ARMS **	EACH	2150.00	2900.00	1800.00	2900.00	3000.00	1400.00
CHAIR PLASTIC (CHAIRMAN) AVERAGE QUALITY	EACH	650.00	950.00	800.00	1450.00	850.00	850.00
TABLE SHESHAM WOOD (4X2X5") ***	EACH	3100.00	4100.00	3600.00	7800.00	10000.00	6000.00
SOFASET WOODEN WITH FOAM SEAT **	SET	15500.00	18000.00	15000.00	30000.00	16000.00	20000.00
COT IRON (WITH NIWAR)AV.QLTY.	EACH	1550.00	2100.00	2000.00	3900.00	2200.00	2500.00
ALMIRAH (STEEL) 6'X3' 20 GUAGE	EACH	12500.00	11000.00	8500.00	14500.00	12000.00	8000.00
DINNING TABLE 6 CHAIRS A.QLTY	SET	30000.00	24500.00	14000.00	33000.00	25000.00	30000.00
SINGLE BED WITHOUT FOAM MED.	EACH	5750.00	5750.00	4000.00	9250.00	6500.00	6500.00
MATRESS SINGLE(4"THICK)	EACH	5000.00	5000.00	4500.00	5700.00	5700.00	5700.00
FARSHI DARI 12'X9' AV.QLTY	EACH	1275.00	1350.00	1500.00	1950.00	1500.00	1300.00
DARI COTTON (6'x2 1/2') AV.QL	EACH	375.00	550.00	725.00	1550.00	800.00	450.00
CARPET PLAIN AV. QLTY	SQFT.	25.00	37.50	55.00	27.50	42.00	35.00
QUILT (LIHAF) 3 KG. COTTON	EACH	950.00	1650.00	1000.00	1350.00	1200.00	800.00
BLANKET (90" x 54")	EACH	4750.00	4750.00	3200.00	4900.00	4400.00	4000.00
BEDSHEET SINGLE BED SUP.QLTY	EACH	625.00	800.00	500.00	1450.00	700.00	500.00
BED SHEET DOUBLE WITH TWO PILLOW COVERS SUP QLTY	SET	1225.00	1350.00	850.00	2250.00	2500.00	1800.00

Contd.

7.11 Intercity Consumer Prices September, 2016

Description	Unit	Vehari	Sargodha	Mianwali	Bahawal-pur	Bahawal-nagar	R.Y. Khan
TOWEL(3'x2') AV. QALTY	EACH	285.00	190.00	280.00	187.50	450.00	300.00
CEILING FAN 48" SUPER QLTY **	EACH	3000.00	3750.00	3350.00	2600.00	3395.00	3000.00
PEDESTAL FAN 22" SUPER QLTY	EACH	4500.00	4350.00	4000.00	4000.00	4870.00	4300.00
REFG. DAWLENCE 10 CFT. D.DOOR	EACH	30400.00	30000.00	28500.00	30700.00	32400.00	30500.00
D-FREEZER WAVES 8 CFT.	EACH	34500.00	30000.00	28500.00	31000.00	30500.00	29000.00
AIRCONDITIONER 1.5 TON PEL	EACH	35000.00	35000.00	41000.00	38500.00	38500.00	41000.00
SPLIT AIR CONDITIONER 1.5 TON (SPECIFY BRAND NAME)	EACH	47400.00	43500.00	41000.00	47400.00	45000.00	43000.00
AIRCOOLER SUPER ASIA	EACH	14800.00	14750.00	10000.00	14600.00	16500.00	11375.00
WASHING MACHINE SINGER	EACH	15600.00	16500.00	15000.00	18650.00	15850.00	18650.00
SEWING MACHINE(SINGER)	EACH	6050.00	5810.00	5210.00	5995.00	6200.00	6900.00
GIZER LARGE SIZE 30 GALLON CAPACITY SUP QLTY	EACH	23000.00	19500.00	14800.00	18000.00	17500.00	17200.00
GAS BURNER DOUBLE SPFY.BRAND	EACH	1650.00	1900.00	1550.00	1750.00	2200.00	2000.00
ELECT. IRON PHILIPS MDL.1120	EACH	2250.00	2500.00	1600.00	1400.00	2000.00	2200.00
ELECTRIC JUICER FOR APPLE	EACH	7800.00	4250.00	6500.00	4800.00	6000.00	4350.00
S.STEEL DEGHCHI MEDIUM SIZE ***	EACH	750.00	475.00	525.00	1150.00	570.00	570.00
ALUMINIUM COOKING PAN (DEGCHI) MED SIZE	EACH	595.00	475.00	500.00	1050.00	1500.00	1500.00
NON STICK COOKING PAN (DEGCHI) SUP. QLTY	EACH	765.00	825.00	800.00	2100.00	1600.00	1600.00
FRYING PAN STEEL AVG. QLTY MED. SIZE	EACH	310.00	235.00	350.00	700.00	570.00	570.00
TAWA IORN (MEDIUM SIZE) AVG. QLTY	EACH	325.00	210.00	350.00	350.00	350.00	235.00
S.STEEL PLATE A.QLTY.(M.SIZE)	EACH	67.50	55.00	90.00	95.00	75.00	75.00
TABLE SPOON S.STEEL SUP.QLTY.	DOZEN	437.50	525.00	300.00	587.50	450.00	360.00
WATER SET JUG+6 GLASSES (OMROC)	SET	487.50	500.00	600.00	675.00	415.00	412.00
TEA SET PAK. CHINAWARE 21 PCS.	SET	2000.00	1900.00	1500.00	2300.00	1950.00	2100.00
DINNER SET PLASTIC 72 PIECES SUPERIOR QLTY	SET	5800.00	5500.00	7000.00	7250.00	7800.00	7400.00
HOTPOT SET PLASTIC 3 PCS.	SET	1475.00	1450.00	1200.00	2050.00	1250.00	1250.00
BUCKET(BALTI) PLASTIC MED.SIZ	EACH	325.00	375.00	300.00	462.50	370.00	220.00
LOTA PLASTIC (MED SIZE) AVERAGE QUALITY	EACH	55.00	50.00	70.00	75.00	80.00	50.00
PRESURE COOKER 4 LTR.	EACH	1675.00	1300.00	1225.00	2100.00	1580.00	1580.00
WATER COOLER 9/10 LTR.PLASTIC ***	EACH	675.00	675.00	800.00	975.00	600.00	480.00
THERMOS STARVAC 1 LTR	EACH	475.00	450.00	400.00	600.00	450.00	450.00
BULB PHILIPS 100-WATTS	EACH	31.25	30.00	30.00	30.00	30.00	30.00
TUBE LIGHT PHILIPS 40 WATTS	EACH	100.00	100.00	110.00	100.00	100.00	100.00
ELECTRIC BLUBS "0" WATTE LOCAL	EACH	20.00	27.50	20.00	20.00	20.00	25.00
ELECTRIC BLUB ENERGY SAVER 14 WATTS	EACH	165.00	175.00	150.00	167.50	170.00	175.00
WASHING SOAP 250 GMS SPECIFY BRAND NAME	EACH	40.00	40.00	35.00	40.00	40.00	40.00
SURF EXCEL 400 GMS POLY BAG	EACH	130.00	104.00	130.00	104.00	104.00	130.00
WASHING POWDER 1000 GRM	EACH	185.00	150.00	150.00	185.00	185.00	185.00
WASHING POWDER (WHEEL/ BONUS) 100 GRAMS	EACH	90.00	90.00	125.00	90.00	90.00	90.00
CLEANSER POWDER VIM 1000 GM	PKT.	83.33	77.77	75.00	83.33	83.33	83.30
FINIS 500 ML	BOTTLE	160.00	218.75	0.00	237.50	250.00	200.00
PHNYLE TYPHONE/FINIS/CARRANITE 3 LITRES	BOTTLE	145.00	150.00	170.00	165.00	160.00	160.00
HARPIC	BOTTLE	150.00	150.00	150.00	150.00	150.00	150.00
BOOT POLISH CHERRY/KIWI 50ML	EACH	125.00	105.00	105.00	125.00	105.00	105.00
ROBIN BLUE (35 GRAMS)	PKT.	55.00	55.00	55.00	55.00	50.00	50.00
TISSU PAPER PERFUMED 100 PCS.	PKT	110.00	105.00	135.00	110.00	120.00	110.00
TOILET PAPER ROLL (R.PETEL)	P/ROLL	40.00	37.50	40.00	40.00	40.00	40.00
BOOT POLISH LIQUID CHEERY BLOSSOM KIWI 75 ML	BOTTLE	150.00	150.00	130.00	150.00	150.00	150.00
MATCH BOX SMALL	EACH	3.00	2.50	2.00	2.50	2.00	2.00
DRY CELL 1.5 VOLT(LOCAL)	EACH	25.00	25.00	25.00	20.00	30.00	25.00
HAND STITCHING NEEDLE M.SIZE	PACKET	10.00	10.00	9.00	10.00	6.00	6.00
SEWING MACHINE NEEDLE (SINGER)	EACH	5.00	5.00	5.00	5.00	8.50	8.50
HOUSEHOLD SERVANT FEMALE P/T	P/MNTH	1500.00	3750.00	2500.00	2000.00	2000.00	1500.00
MARRIAGE HALL WITH FURNITURE	P/HEAD	125.00	170.00	60.00	95.00	105.00	90.00
SEPTRAN TABLETS	10TAB.	19.30	20.00	19.00	19.30	19.30	19.30
BRUFEN TABS 200-MG.	10TAB.	8.90	10.00	10.00	10.00	10.00	10.00
PANADOL TAB. EXTRA/PLAIN	10TAB.	12.00	12.00	12.00	12.00	12.00	12.00
DISPRIN TAB.	10TAB.	12.40	12.00	12.40	12.40	12.40	12.40
TRISIL TAB.	10 TAB	10.00	10.00	10.00	10.00	10.00	10.00
FLAGYL TAB. 200 MG.	10TAB.	10.00	11.20	10.00	10.00	10.00	10.00
VENTOLIN TAB. 2MG.	10TAB.	9.90	10.00	10.00	10.00	10.00	10.00
DAONIL TAB. 5 MG.	10TAB.	16.92	17.00	17.00	16.92	17.00	16.66

Contd.

7.11 Intercity Consumer Prices September, 2016

Description	Unit	Vehari	Sargodha	Mianwali	Bahawal-pur	Bahawal-nagar	R.Y. Khan
ENTOX TAB.	10TAB.	15.00	15.00	15.00	10.00	15.00	15.00
RENITEC TAB. 5 MG.	10TAB.	58.50	58.50	58.50	58.50	58.50	58.50
CAC. 1000 TAB	BOTTLE	122.00	122.00	122.00	122.00	122.00	122.00
AMOXIL CAPSOLE 250 MG.S	10CAP.	35.70	36.00	35.60	35.60	35.70	35.70
CALCIUM SYRUP SANDOZ	BOTTLE	64.00	64.00	64.00	64.00	64.00	64.00
LEDERPLEX SYRUP	BOTTLE	52.74	52.00	52.00	52.74	52.74	52.74
SANCOS SYRUP (50 ML.)	BOTTLE	30.00	30.00	30.00	30.00	30.00	30.00
PHENERGAN SYRUP 120 ML.	BOTTLE	33.00	33.00	33.00	33.00	33.00	33.00
CALPOL SYRUP 60 ML.	BOTTLE	28.00	28.00	28.00	28.00	28.00	28.00
HYDRYLLIN SYRUP 120 ML.	BOTTLE	69.00	69.00	69.00	69.00	69.00	69.00
POLYFAX EYE OINTMENT	TUBE	21.00	21.00	21.00	21.00	21.00	21.00
BETNESOL EYE DROPS	BOTTLE	33.89	33.89	33.89	33.89	33.89	33.87
EAR DROPS (CARDISPORINE) ***	BOTTLE	21.00	21.00	21.00	21.00	21.00	21.00
BETNOVATE-N OINTMENT 5 GMS	TUBE	16.67	17.00	16.00	16.68	16.00	16.00
BURNOL CREAM 30 GRM	TUBE	16.00	16.00	16.00	16.00	16.00	16.00
VICKS VAPORUB/BALM	BOTTLE	36.00	36.00	36.00	36.00	36.00	36.00
GLYCRINE SMALL BOTTLE	BOTTLE	20.00	20.00	25.00	20.00	25.00	14.00
JOUHAR JOSHANDA	PKT.	8.00	8.00	8.00	8.00	10.00	8.00
GALXOS-D (450 GRMS)	PKT.	157.50	157.50	140.00	157.50	157.50	157.50
GRIPE-WATER WOODWARDS	BOTTLE	55.00	55.00	55.00	55.00	55.00	55.00
SANIPLAST ONE PUTTY	EACH	1.40	2.00	2.00	2.00	1.50	1.50
O.R.S. (NIMCOL)	PKT.	18.00	19.00	17.00	18.00	17.00	18.00
DETTOL (MEDIUM)	BOTTLE	56.16	55.75	65.00	65.00	65.00	56.18
COTTON BANDAGE 2" - 4"	EACH	10.00	5.00	10.00	7.00	10.00	8.00
THERMOMETER CHINA	EACH	45.00	50.00	50.00	50.00	50.00	40.00
DOCTOR (MBBS) CLINIC FEE	P/PAT.	100.00	175.00	300.00	200.00	300.00	300.00
URINE TEST (DR) CHARGES	P/TEST	50.00	50.00	100.00	90.00	50.00	60.00
BLOOD TEST (CP) CHARGES	P/TEST	225.00	275.00	250.00	225.00	120.00	100.00
SUGAR TEST (RANDOM/FASTING BOTH) CHARGES	P/TEST	60.00	100.00	140.00	120.00	100.00	150.00
ECG CHARGES	P/TEST	200.00	225.00	225.00	200.00	150.00	150.00
X-RAY (CHEST) CHARGES	P/X-RAY	300.00	350.00	350.00	250.00	200.00	250.00
CAR SUZUKI 800 CC (W/O. A/C)	EACH	640000.00	660000.00	625000.00	660000.00	645000.00	640000.00
CAR SUZUKI 1000 CC	EACH	1094000.00	1050000.00	1050000.00	1149000.00	1044000.00	1070200.00
CAR TOYOTA 1300 CC	EACH	0.00	1665000.00	1441000.00	1658000.00	0.00	1620000.00
CAR HONDA CIVIC	EACH	0.00	2349000.00	0.00	0.00	2125000.00	2150000.00
MOTORCYCLE HONDA CD-70.	EACH	63500.00	63500.00	63500.00	63500.00	63500.00	63500.00
MOTORCYCLE YAMAHA 100CC.	EACH	79500.00	79500.00	79500.00	80500.00	84500.00	85000.00
MOTOR CYCLE HERO 70 CC	EACH	43000.00	42500.00	0.00	47500.00	50000.00	50000.00
BICYCLE WITH TYRES & TUBES	EACH	7200.00	7800.00	7500.00	7350.00	7800.00	7900.00
TYRE CAR WITH TUBE GENERAL	EACH	3700.00	2700.00	3200.00	3800.00	2500.00	2500.00
TYRE MOTOR CYCLE WITHOUT TUBE	EACH	962.50	875.00	1250.00	1125.00	1000.00	925.00
TYRE CYCLE SPECIFY BRAND NAME	EACH	355.00	400.00	350.00	350.00	350.00	350.00
TYRE CAR W/O TUBE	EACH	2650.00	3250.00	2800.00	3500.00	2500.00	2500.00
PETROL SUPER	LITRE	65.10	64.80	65.90	65.45	65.70	66.40
HIGH SPEED DIESEL HSD	LITRE	73.30	72.95	73.90	74.10	74.40	74.90
CNG	K.G.	67.50	67.50	0.00	67.50	67.50	67.50
GAS CYLINDER STAND. SIZE	EACH	850.00	1025.00	1000.00	990.00	1000.00	1075.00
MOTOR CYCLE SERVICE CHARGES	EACH	175.00	300.00	300.00	360.00	250.00	250.00
CAR SERVICE CHARGES	EACH	275.00	325.00	400.00	350.00	250.00	300.00
TYRE PUNCTURE CHARGES	EACH	50.00	80.00	100.00	70.00	90.00	60.00
CYCLE OVERHAULING CHARGES	EACH	195.00	325.00	350.00	200.00	300.00	150.00
CAR TAX FOR 800CC TO 1300CC	YEARLY	2650.00	2650.00	2650.00	2650.00	2650.00	2650.00
TRAIN FARE ECO. 1-100 KM.	P/KM.	0.68	0.68	0.68	0.68	0.00	0.68
TRAIN FARE ECO. 101-500 KM.	P/KM.	0.98	0.98	0.98	0.98	0.00	0.98
TRAIN FARE ECO. > 500 KM.	P/KM.	0.89	0.89	0.89	0.89	0.00	0.89
TRAIN FARE IST SLP. 1-100KM	P/KM.	2.10	2.10	2.10	2.10	0.00	2.10
TRAIN FARE IST SLP.101-500 KM	P/KM.	2.59	2.59	2.59	2.59	0.00	2.59
TRAIN FARE IST SLP. > 500 KM	P/KM.	1.99	1.99	1.99	1.99	0.00	1.99
TRAIN FARE A/C SLP. 1-100KM.	P/KM.	5.76	5.76	5.76	5.76	0.00	5.76
TRAIN FARE A/C SLP.101-500KM	P/KM.	4.59	4.59	4.59	4.59	0.00	4.59
TRAIN FARE A/C SLP > 500KM.	P/KM.	4.16	4.16	4.16	4.16	0.00	4.16

Contd.

7.11 Intercity Consumer Prices September, 2016

Description	Unit	Vehari	Sargodha	Mianwali	Bahawal-pur	Bahawal-nagar	R.Y. Khan
PLATEFORM TICKET	EACH	10.00	10.00	10.00	10.00	0.00	10.00
AUTO RICKSHAW FARES	KM/MIN	35.00	50.00	60.00	80.00	50.00	40.00
FULL TONGA CHARGES	KM/MIN	0.00	0.00	75.00	70.00	0.00	0.00
TAXI 4 SEATER FARE	KM/MIN	50.00	50.00	50.00	60.00	100.00	90.00
BUS FARE MIN (WITHIN CITY)	TICKET	0.00	9.00	0.00	0.00	0.00	0.00
BUS FARE MAX (WITHIN CIT	TICKET	0.00	21.00	0.00	0.00	0.00	21.00
BUS FARE OUTSIDE CITY	P/KM.	0.86	0.86	0.86	0.86	0.86	0.86
A/C BUS FARE OUTSIDE CITY	P/KM.	1.37	2.00	1.20	1.51	1.00	1.33
MINIBUS FARE MIN.WITH IN CITY	TICKET	0.00	0.00	0.00	0.00	0.00	0.00
MINIBUS FARE MAX.WITH IN CITY	TICKET	0.00	0.00	0.00	0.00	0.00	0.00
SUZUKI FARE MIN.WITH IN CITY	TICKET	0.00	13.75	15.00	12.00	10.00	0.00
SUZUKI FARE MAXIMUM W.IN CITY	TICKET	0.00	15.00	25.00	18.00	25.00	0.00
AIR FARE ECONOMY CLASS.	P/KM.	0.00	19.26	0.00	19.26	0.00	0.00
POSTAL ENVELOPE DOMESTIC	EACH	8.00	8.00	8.00	8.00	8.00	8.00
ENVELOPE FOR SAUDI ARABIA	EACH	50.00	50.00	50.00	50.00	50.00	50.00
POSTAL REGISTRATION CHARGES	EACH	38.00	38.00	30.50	38.00	38.00	38.00
U.M.S. REG CHARGES MIN.	EACH	59.00	59.00	59.00	59.00	59.00	59.00
T.C.S. CH. MIN.WITH IN ZONE	EACH	160.00	150.00	160.00	150.00	160.00	150.00
TELEPHONE CHARGES LOCAL CALL	P/CALL	3.94	3.94	3.94	3.94	3.94	3.94
TEL CHARGES OUT SIDE CITY	P/CALL	3.94	3.94	3.94	3.94	3.94	3.94
INTERNET CHARGES	P/HOUR	50.00	40.00	45.00	50.00	27.50	27.50
MOBILE CELL CHARGES	P/UNIT	3.00	3.00	3.00	4.50	2.50	3.06
FAX CHARGES (LOCAL)	P/PAGE	20.00	25.00	15.00	15.00	20.00	10.00
TELEPHONE SET AV. QLTY	EACH	1275.00	900.00	525.00	1150.00	800.00	650.00
MOBILE SET NOKIA/SONY/ERICSON/SAMSUNG WITHOUT CAMERA	EACH	3155.00	2600.00	3200.00	5200.00	3650.00	3650.00
T.V. 20" COLORED WEGA H-A21.	EACH	19000.00	22000.00	23250.00	23800.00	18000.00	17500.00
T.V 20" COLOR CHINA/KORIA)	EACH	6650.00	6500.00	14250.00	15300.00	13000.00	12000.00
V.C.P. PANASONIC/LG/NAT	EACH	0.00	0.00	6500.00	5500.00	5000.00	0.00
DVD/VCD PLAYER PANASONIC/LG	EACH	4100.00	5750.00	4500.00	4950.00	5000.00	5500.00
RADIO WITH C.PLAYER NATIONAL	EACH	1500.00	4500.00	3000.00	2100.00	1800.00	1250.00
PERSONNEL COMPUTER (BRANDED)	EACH	45000.00	20000.00	43250.00	35000.00	65000.00	63000.00
VID. CASSETTE BLK. TDK/SONY	EACH	280.00	165.00	150.00	200.00	180.00	100.00
COM. C.D. (TDK/IMATION)	EACH	77.50	55.00	30.00	45.00	50.00	35.00
TAPE RECORDER CASSETTE BLANK	EACH	75.00	50.00	50.00	55.00	50.00	40.00
VIDEO GAME SEGA 16 BYTE	EACH	1200.00	0.00	1500.00	1650.00	1150.00	1150.00
CINEMA A/C. HIGH CLASS	TICKET	0.00	110.00	0.00	0.00	0.00	0.00
CINEMA NON-A/C HIGH CLASS	TICKET	0.00	0.00	0.00	35.00	0.00	30.00
CABLE CHARGES	P/MONTH	300.00	250.00	250.00	275.00	300.00	250.00
TV.LICENCE FEE DOMESTIC	YEARLY	420.00	420.00	420.00	420.00	420.00	420.00
ENGLISH BOOK CLASS V1	EACH	77.00	77.00	77.00	77.00	77.00	77.00
ENGLISH BOOK CLASS IX OR X	EACH	130.00	130.00	130.00	130.00	130.00	130.00
ENG. BOOK IST.YR COMPLETE SET	EACH	84.00	84.00	84.00	84.00	84.00	84.00
ENGLISH BOOK BA/B.SC	EACH	178.00	178.00	178.00	178.00	178.00	178.00
URDU BOOK CLASS V (T.B.BORD)	EACH	59.00	59.00	59.00	59.00	59.00	59.00
URDU BOOK CLASS IX/X(T.B.B)	EACH	139.00	139.00	139.00	139.00	139.00	139.00
URDU BOOK IST.YEAR/INTER	EACH	53.00	53.00	53.00	53.00	53.00	53.00
URDU BOOK BA/B.SC	EACH	140.00	140.00	140.00	140.00	140.00	140.00
MATHS BOOK CALSS V (T.B.B)	EACH	78.00	78.00	78.00	78.00	78.00	78.00
MATHS BOOK CLASS IX OR X	EACH	279.00	279.00	279.00	279.00	279.00	279.00
MATHS BOOK IST.YEAR (T.B.B)	EACH	156.00	156.00	156.00	156.00	156.00	156.00
PAKISTAN STUDIES BOOK BA/B.SC	EACH	125.00	125.00	125.00	125.00	125.00	125.00
DAILY "DAWN"	P/COPY	19.00	19.00	19.00	19.00	19.00	19.00
DAILY "JANG"	P/COPY	12.00	12.00	12.00	12.00	12.00	12.00
DAILY "NAWA-E-WAQT"	P/COPY	12.00	12.00	12.00	12.00	12.00	12.00
WEEKLY "AKHBAR-E-JAHAN"	P/COPY	55.00	55.00	55.00	55.00	55.00	55.00
WEEKLY "MAG"	P/COPY	45.00	45.00	45.00	45.00	50.00	45.00
MONTHLY "NAUNEHAL DIGEST"	P/COPY	35.00	35.00	35.00	35.00	35.00	35.00
PAPER FOOLSCAPE (27"x17")	QUIRE	50.00	60.00	45.00	27.50	50.00	50.00
EXERCISE.BOOK LINED 80/100 PGS	EACH	50.00	60.00	45.00	70.00	70.00	70.00
PENCILGOLDFISH/DEER	EACH	6.50	6.50	7.00	5.00	7.50	7.00
PEN INK DOLLOR 57 ML BOTTLE	EACH	20.00	22.50	20.00	20.00	25.00	25.00

Contd.

7.11 Intercity Consumer Prices September, 2016

Description	Unit	Vehari	Sargodha	Mianwali	Bahawal-pur	Bahawal-nagar	R.Y. Khan
PHOTOSTATE PAPER 70 GM	PRT	310.00	350.00	330.00	280.00	350.00	360.00
BALL PEN (local)	EACH	5.00	7.00	7.00	5.00	8.00	8.00
FOUNTAIN PEN HERO/WINGS/CHINA	EACH	50.00	50.00	50.00	45.00	50.00	50.00
PRIVATE SCHOOL FEE ENGLISH MEDIUM AVERAGE STANDARD (CLASS I)	P/ MONTH	1225.00	1100.00	1200.00	3342.50	1250.00	1500.00
PRIVATE SCHOOL FEE ENGLISH MEDIUM AVERAGE STANDARD (CLASS V)	P/ MONTH	1287.50	1500.00	1600.00	3342.50	1262.50	2000.00
PRIVATE SCHOOL FEE ENGLISH MEDIUM AVERAGE STANDARD (CLASS VI)	P/ MONTH	1350.00	1650.00	2000.00	3392.50	1350.00	2200.00
PRIVATE SCHOOL FEE ENGLISH MEDIUM AVERAGE STANDARD (CLASS X)	P/ MONTH	1537.50	2250.00	2420.00	3517.50	1850.00	2500.00
PRIVATE MEDICLE COLLEGE FEE MBBS (1ST YEAR)	P/ MONTH	0.00	0.00	0.00	0.00	0.00	0.00
PRIVATE ENGINEERING COLLEGE FEE (ISTR YEAR)	P/ MONTH	0.00	0.00	4933.00	0.00	0.00	0.00
GOVT. COLLEGE FEE 1ST. YEAR	MONTH	50.00	50.00	60.00	50.00	50.00	50.00
GOVT. COLLEGE FEE 4TH. YEAR	MONTH	60.00	60.00	70.00	60.00	60.00	60.00
GOVT. UNIVERSITY FEE MSC.	MONTH	183.33	80.00	1866.00	1166.67	120.00	120.00
GOVT. MED. COLLEGE FEE MBBS	MONTH	0.00	1500.00	0.00	1250.00	0.00	1050.00
GOVT. ENGG. COLL. FEE 1 YEAR	MONTH	0.00	600.00	0.00	2166.67	0.00	500.00
COACHING FEE FOR CLASS IX/X	P/ MONTH	1800.00	500.00	2500.00	1500.00	1100.00	1000.00
COACHING CHARGES FOR CLASS 1ST YEAR/INTER (SCIENCE)	P/ MONTH	1800.00	900.00	2800.00	1750.00	1500.00	1200.00
COACHING CHARGES FOR CLASS 1ST YEAR/INTER (COMMERCE)	P/ MONTH	2500.00	600.00	1000.00	1500.00	1500.00	1000.00
I.T. TUITION FEES	P/ MONTH	3150.00	1166.00	0.00	2417.00	0.00	2000.00
MBA TUITION FEES	P/ MONTH	3150.00	1916.66	0.00	3300.00	0.00	4585.00
BREAD TANDOORI ST. SIZE	EACH	5.00	6.50	7.00	5.00	7.00	6.00
COOKED MUTTON (AV. HOTEL)	PLATE	150.00	350.00	140.00	125.00	150.00	150.00
COOKED BEEF (AV. HOTEL)	PLATE	115.00	110.00	120.00	70.00	120.00	70.00
COOKED DAL (AV. HOTEL)	PLATE	50.00	45.00	50.00	50.00	40.00	52.50
CHICKEN BIRYANI FULL/DOUBLE	PLATE	155.00	120.00	170.00	125.00	150.00	120.00
TEA PREPARED (ORDINARY)	CUP	20.00	20.00	20.00	15.00	20.00	20.00
HAIRCUT CHARGES FOR MEN	P/CUT	90.00	90.00	50.00	95.00	60.00	60.00
BEAUTY PORL HAIR STYL CHARGE	P/STY.	250.00	275.00	250.00	390.00	300.00	300.00
SHAVING CHARGES	PER SHV	45.00	55.00	40.00	50.00	30.00	30.00
LIPSTICK S.MISS/MEDORA	EACH	110.00	110.00	110.00	90.00	120.00	120.00
NAIL POLISH S.MISS/MEDORA	EACH	70.00	115.00	95.00	95.00	60.00	60.00
PERFUME MED.SIZE MEDORA/BROACH	EACH	200.00	200.00	120.00	200.00	200.00	200.00
HAIR-OIL AMLA/CHAMBELI	BOTTLE	120.00	120.00	110.00	120.00	120.00	120.00
TOILET SOAP LUX 95 GRAMS	EACH	32.00	33.00	32.00	34.70	34.70	35.15
TOILET SOAP LIFEBOUY 140 GRM	EACH	37.00	37.00	37.00	37.00	37.00	37.00
TOILET SOAP SAFEGUARD BATH SIZE	EACH	48.00	48.00	48.00	48.00	48.00	46.00
TOOTHPASTE MACKLINES 70 GRM	EACH	50.00	50.00	50.00	50.00	50.00	50.00
TOOTHPAST MED SIZE CLGATE 70 GMS	EACH	65.00	65.00	40.00	60.67	65.00	65.00
TOOTHBRUSH SHEILD A/PLAQUE	EACH	45.00	40.00	50.00	25.00	35.00	25.00
TOOTHPOWDER DENTONIC 90 GRM	EACH	32.00	32.00	25.00	32.00	32.00	28.00
HAIR-COLOUR BEGIN (6 GMS)	EACH	105.00	105.00	100.00	105.00	105.00	105.00
HAIR COLOUR (KALAKOLA)	BOTTLE	130.00	130.00	120.00	130.00	130.00	130.00
FACECREAM PONDS (MEDIUM)	EACH	120.00	230.00	120.00	120.00	120.00	120.00
TALC POWDER VICE ROAY,B.CAT	EACH	152.50	150.00	145.00	145.00	150.00	160.00
BLADE TREET ORDINARY 10'S	PKT.	30.00	40.00	40.00	30.00	35.00	30.00
BLADE 7-O-CLOCK STAIN. 5'S	PKT.	30.00	30.00	35.00	35.00	35.00	30.00
SHAMPOO SUNSILK/PAINTIN 100 ML	BOTTLE	99.00	110.00	99.00	110.00	111.00	111.00
BEAUTY CREAM (FAIR & LOVELY)	EACH	185.00	185.00	175.00	185.00	185.00	185.00
HAIR REMOVING CREAM (EU-CREAM)	TUBE	70.00	60.00	70.00	65.00	65.00	60.00
GEL MEDIUM SIZE	BOTTLE	60.00	115.00	200.00	100.00	135.00	100.00
DISPOSABLE RAZOR GILLET-II	EACH	45.00	40.00	45.00	40.00	45.00	42.00
SHAVING CREAM TOUCH-ME/ADM.	EACH	65.00	65.00	65.00	70.00	65.00	70.00
GOLD TEZABI 24 CT	10 GM.	43290.00	43552.00	44700.00	43021.00	43553.00	43279.00
SILVER TEZABI 24 CT	10 GM.	617.00	650.00	610.00	617.00	626.00	617.00
ARTIFICIAL JEWELLARY SET	SET	637.50	600.00	1000.00	725.00	1000.00	300.00
WRIST WATCH GENTS CITIZEN (ORIGINAL) ***	EACH	3500.00	7000.00	4100.00	7800.00	3200.00	3200.00
WRIST WATCH LADIES CITIZEN (ORIGINAL) ***	EACH	3500.00	7000.00	4100.00	7600.00	3200.00	3200.00
WALL CLOCK QUARTZ AV.QLTY	EACH	662.50	612.50	600.00	1100.00	500.00	500.00
SUITCASE REXIN (24"x16"x6")	EACH	945.00	1850.00	1700.00	1600.00	1800.00	1500.00
TRUNK MEDIUM SIZE ***	EACH	943.75	1800.00	2000.00	1800.00	1400.00	1400.00
PURSE LADIES (LEATHER) AVERAGE QUALITY	EACH	660.00	650.00	700.00	1100.00	1300.00	1200.00

7.11 Intercity Consumer Prices September, 2016

Description	Unit	Karachi	Hyder- abad	Nawab- shah	Mirpurkhas	Mithi	Sukkar	Larkana	Dadu
WHEAT	10 KG.	345.00	330.00	347.50	300.00	306.25	312.50	320.00	350.00
WHEAT FLOUR FINE/SUPERIOR.	KG.	47.35	47.00	46.25	49.00	49.00	40.00	44.50	40.00
WHEAT FLOUR AVG. QLTY	KG.	41.38	42.00	38.75	38.00	38.50	39.00	40.00	35.00
WHEAT FLOUR BAG	10 KG.	415.77	420.00	367.00	380.00	395.00	362.50	365.00	400.00
MAIDA	KG.	51.38	50.00	51.25	50.00	51.00	65.00	45.00	45.00
SUJI	KG.	51.54	50.00	48.75	50.00	49.00	60.00	49.50	50.00
BESAN AV. QLTY.	KG.	157.12	168.13	102.50	105.00	105.00	160.00	150.00	160.00
RICE BASMATI SUP. QLTY.	KG.	153.08	130.00	110.00	105.00	105.00	140.00	100.00	120.00
RICE BASMATI 385/386	KG.	82.50	70.00	80.00	60.00	62.50	65.00	57.50	60.00
RICE BASMATI BROKEN AV.QLTY	KG.	70.00	74.38	90.50	50.00	47.50	65.00	60.00	40.00
RICE IRRI-6 (SINDH/PUNJAB)	KG.	44.08	45.00	51.25	40.00	41.00	52.50	36.00	30.00
VERMICELLI	KG.	85.87	80.00	82.50	85.00	85.00	80.00	67.50	100.00
BREAD PLAIN MEDIUM SIZE	EACH	45.00	44.00	47.50	45.00	45.00	50.00	45.00	47.50
RUSK (PAPAY)	KG.	188.27	175.00	200.00	140.00	150.00	230.00	250.00	240.00
BISCUITS-PACKED	PKT	40.00	35.00	35.00	35.00	35.00	35.00	37.50	35.00
BISCUIT-BAKERY (LOOSE)	250 GM	87.12	77.50	90.00	50.00	50.00	60.00	130.00	60.00
CORNFLAKS FAUJI 225 GM.	PKT	171.00	166.50	198.00	180.00	180.00	176.00	195.00	162.00
SAMOSAS (VEGATABLE)	EACH	12.87	10.00	7.25	12.00	9.00	11.00	15.00	15.00
PASTRY AV.QLTY.	EACH	25.19	19.00	20.00	15.00	11.00	12.50	37.50	20.00
PATTIES (VEGATABLES)	EACH	17.65	10.50	10.00	15.00	11.00	12.50	30.00	10.00
NIMCO	250 GM	88.46	60.00	90.00	60.00	60.00	70.00	80.00	50.00
CHIPS	250 GM	97.31	70.00	100.00	60.00	60.00	75.00	100.00	60.00
BEEF WITH BONE AV.QLTY.	KG	375.00	310.00	350.00	240.00	0.00	310.00	310.00	300.00
MUTTON AV.QLTY.	KG	675.58	618.75	595.00	600.00	550.00	590.00	600.00	600.00
CHICKEN FARM BROILER (LIVE)	KG	143.46	115.63	197.50	112.00	130.00	134.00	130.00	130.00
FISH-RAHU MEDIUM SIZE	KG	326.73	253.13	300.00	300.00	325.00	290.00	275.00	300.00
MILK FRESH (UNBOILED)	LTR.	82.77	80.00	90.00	75.00	65.00	80.00	80.00	90.00
CURD	KG.	120.00	106.00	108.75	90.00	80.00	95.00	95.00	100.00
MILK TETRA PACK 1/2 LTR.	PKT.	60.00	50.00	60.00	60.00	60.00	60.00	60.00	60.00
LACTOGEN 400 GRAMS	PKT.	425.00	425.00	420.00	420.00	427.50	430.00	425.00	430.00
POWDER MILK NIDO 400GM.	PKT	389.74	389.74	370.00	360.00	360.00	380.00	389.74	380.00
MILK POWDER LOOSE/PACKED	KG.	506.54	562.50	560.00	480.00	480.00	480.00	712.50	370.00
BUTTER LOCAL PACKED	50 GM.	25.92	25.00	38.00	32.50	25.00	27.50	27.00	30.00
EGGS FARM	DOZ	98.88	100.00	87.50	88.00	108.00	100.00	90.00	100.00
MUSTARD OIL AV.QLTY.	KG.	167.60	140.00	157.50	127.50	132.50	127.50	190.00	160.00
COOKING OIL (DALDA)	2.5LTR	468.00	469.00	440.00	490.00	490.00	468.00	455.00	450.00
COOKING OIL (PAKWAN) OTHER BRAND SPECIFY	2.5 LTR	435.00	345.00	355.00	420.00	430.00	468.00	390.00	400.00
VEGETABLE GHEE TIN	2.5KG.	453.00	452.00	460.00	480.00	480.00	453.00	440.00	450.00
VEGETABLE GHEE (LOOSE)	KG.	142.79	150.00	155.00	150.00	150.00	145.00	130.00	120.00
DATES AV.QLTY.	KG.	221.54	105.00	150.00	90.00	75.00	175.00	200.00	200.00
PISTACHIO AV.QLTY.	50 GM.	145.00	120.00	107.50	70.00	77.50	150.00	117.50	120.00
ALMONDS WHOLE AV.QLTY.	KG.	1177.31	600.00	1200.00	700.00	725.00	850.00	1350.00	800.00
COCONUT DRY AV.QLTY.	KG.	316.54	227.50	242.50	220.00	227.50	280.00	245.00	280.00
RAISINS AV.QLTY.	50 GM.	27.50	20.00	23.75	20.00	20.00	25.00	20.00	20.00
GROUNDNUTS (WITH SHELL)	KG.	253.85	145.00	140.00	140.00	150.00	240.00	145.00	150.00
MALTA/MOSAMBI	DOZ	0.00	0.00	0.00	0.00	0.00	0.00	0.00	0.00
KINNU	DOZ	0.00	0.00	0.00	0.00	0.00	0.00	0.00	0.00
APPLE	KG	102.69	61.88	112.50	75.00	85.00	60.00	110.00	160.00
ALOO BUKHARA	KG	0.00	0.00	0.00	0.00	0.00	0.00	0.00	0.00
POMEGRANATE (ANNAR)	KG	154.23	0.00	0.00	140.00	165.00	180.00	180.00	200.00
GRAPES	KG	154.62	113.75	182.50	175.00	175.00	100.00	140.00	200.00
BANANAS	DOZ	60.19	51.25	42.50	45.00	45.00	65.00	57.50	60.00
MANGO KALMI	KG	113.08	100.00	0.00	110.00	110.00	80.00	110.00	100.00
GUAVA	KG	93.85	60.00	0.00	75.00	75.00	50.00	0.00	0.00
WATERMELON (TURBOOZ)	KG	0.00	0.00	0.00	0.00	0.00	0.00	0.00	0.00
MUSKMELON (KHARBOOZA)	KG	0.00	0.00	0.00	0.00	0.00	0.00	0.00	0.00
SWEETMELON (GARMA)	KG	61.54	60.00	52.50	75.00	85.00	40.00	55.00	60.00
PULSE MASOOR (WHOLE)	KG.	145.00	110.63	140.00	120.00	122.50	130.00	110.00	120.00
PULSE MASOOR (WASHED)	KG.	152.12	137.50	152.50	130.00	137.50	145.00	127.50	140.00
PULSE MOONG (WASHED)	KG.	155.19	144.38	157.50	200.00	152.50	155.00	145.00	160.00

Contd.

7.11 Intercity Consumer Prices September, 2016

Description	Unit	Karachi	Hyder- abad	Nawab- shah	Mirpurkhas	Mithi	Sukkar	Larkana	Dadu
PULSE MASH (WASHED)	KG.	258.08	245.63	260.00	230.00	200.00	250.00	220.00	240.00
PULSE GRAM	KG.	162.31	160.00	127.50	150.00	160.00	165.00	155.00	160.00
GRAM WHOLE BLACK AV.QLTY.	KG.	145.77	140.00	70.00	140.00	142.50	160.00	140.00	90.00
GRAM WHOLE YELLOW AV.QLTY	KG.	190.00	180.00	122.50	220.00	215.00	190.00	219.00	160.00
BEANS (LAL LOBIA)	KG.	138.46	115.00	118.75	102.50	112.50	155.00	140.00	160.00
POTATOES	KG	27.88	28.13	21.25	25.00	27.50	27.50	25.00	25.00
ONION	KG	28.94	29.06	27.50	22.50	22.50	22.50	30.00	30.00
TURNIP	KG	0.00	0.00	0.00	0.00	0.00	0.00	0.00	0.00
RADISH	KG	48.08	0.00	0.00	0.00	0.00	0.00	0.00	0.00
TOMATOES	KG	73.85	63.75	38.75	60.00	52.50	80.00	80.00	60.00
CABBAGE	KG	0.00	0.00	0.00	0.00	0.00	0.00	0.00	0.00
CAULIFLOWER	KG	0.00	0.00	0.00	0.00	0.00	0.00	0.00	0.00
BRINJAL	KG	41.92	40.00	32.50	32.50	32.50	40.00	40.00	30.00
PUMPKIN	KG	0.00	0.00	0.00	0.00	0.00	0.00	0.00	0.00
BOTTLEGOURD	KG	45.77	43.75	56.25	60.00	62.50	40.00	40.00	50.00
LADY FINGER	KG	70.38	66.25	82.50	80.00	85.00	60.00	70.00	60.00
PEAS	KG	0.00	0.00	0.00	0.00	0.00	0.00	0.00	0.00
SPINACH	KG	31.15	40.00	40.00	35.00	47.50	30.00	10.00	20.00
TINDA	KG	55.00	77.50	57.50	80.00	72.50	50.00	60.00	50.00
TURAI	KG	48.85	36.88	37.50	80.00	82.50	40.00	39.00	60.00
KARAILA	KG	50.00	58.13	42.50	55.00	52.50	60.00	60.00	60.00
ARVI	KG	67.69	75.63	77.50	75.00	82.50	50.00	50.00	50.00
CHILLIES GREEN	KG	75.38	63.75	47.50	37.50	37.50	60.00	50.00	60.00
CARROT	KG	0.00	0.00	0.00	0.00	0.00	0.00	0.00	0.00
CUCUMBER (KHEERA)	KG	64.81	62.50	80.00	80.00	75.00	80.00	60.00	60.00
LEMON	250GM	50.00	40.00	42.50	37.50	35.00	50.00	22.50	30.00
SUGAR REFINED	KG.	70.65	69.00	65.50	70.00	70.00	70.00	70.00	70.00
GUR AV.QLTY	KG.	105.19	90.00	67.50	87.50	87.50	95.00	87.50	90.00
HONEY LANGANESE 500 GM.	BOTTLE	808.65	800.00	830.00	740.00	740.00	750.00	820.00	800.00
MILO 200 GM.	BOTTLE	210.00	215.00	180.00	209.00	190.00	206.00	225.00	200.00
CUSTARD POWDER RAFHAN 300 GM.	PKT	75.00	75.00	75.00	85.00	85.00	80.00	80.00	80.00
TOFFEE (HILAL)	EACH	1.00	1.00	1.00	1.00	1.00	1.00	2.00	1.00
CHOWKELATE CANDY (SMALL SIZE)	EACH	5.00	5.00	10.00	5.00	5.00	5.00	5.00	5.00
SWEETMEAT (MIXED)	KG	491.35	380.00	385.00	325.00	290.00	380.00	480.00	400.00
ICE CREAM WALLS	CUP.	40.00	40.00	41.25	40.00	40.00	40.00	45.00	40.00
ICE	KG	10.00	10.00	20.00	10.00	10.00	9.00	17.50	10.00
JAM AHMED/MITCHELLES	BOTTLE	130.00	130.00	130.00	140.00	140.00	130.00	135.00	130.00
SQUASH-MITCHELLES	BOTTLE	165.00	160.00	140.00	160.00	160.00	150.00	150.00	150.00
ROOH AFZA	BOTTLE	160.00	160.00	160.00	160.00	160.00	170.00	150.00	160.00
JAM-E-SHIREEN	BOTTLE	170.00	170.00	150.00	160.00	160.00	170.00	150.00	160.00
SAUNF	50 GM	22.58	20.00	20.00	10.00	12.00	20.00	20.00	20.00
CINAMON LOOSE AV. QLTY	50 GM.	32.50	25.00	40.00	20.00	20.00	30.00	20.00	20.00
CUMINSEED WHITE NATIONAL	50 GM.	52.00	52.00	53.75	50.00	50.00	52.00	55.00	54.00
PEPPER BLACK NATIONAL	50 GM.	96.00	105.00	96.00	100.00	100.00	96.00	110.00	100.00
CLOVES LOOSE AV.QLTY	50 GM.	78.37	90.00	87.50	63.75	62.50	80.00	80.00	90.00
CARDAMOM LARGE LOOSE AV.QLTY	50 GM.	175.00	120.00	160.00	130.00	140.00	150.00	120.00	90.00
CARDAMOM SMALL AV.QLTY	50 GM.	84.04	70.00	92.50	60.00	65.00	80.00	90.00	70.00
SALT-POWDERED (LAHORI) LOOSE	KG.	12.00	10.00	13.50	10.00	10.00	10.00	10.00	10.00
SALT POWDERED (NATIONAL/SHAN)	PKT	25.00	25.00	28.00	20.00	20.00	25.00	25.00	25.00
CHILLIES POWD.NATIONAL 200GM	PKT	105.00	105.00	105.00	105.00	105.00	105.00	105.00	105.00
CHILLIES POWDER LOOS	KG.	322.31	300.00	242.50	220.00	225.00	265.00	245.00	260.00
CORRIANDER SEED POWD.NATIONAL	PKT	104.00	104.00	104.00	104.00	104.00	104.00	104.00	104.00
CORRIANDER SEED (LOOSE)	KG.	267.50	200.00	257.50	170.00	175.00	240.00	240.00	240.00
TURMERIC POWD.NATIONAL 50GM	PKT.	35.00	35.00	35.00	35.00	35.00	35.00	35.00	35.00
CURRY POWD. NATIONAL 200 GM	PKT.	86.00	87.00	86.00	86.00	86.00	87.00	86.00	86.00
TOMATO KETCHUP AHMED/MITCHL	BOTTLE	80.00	75.00	70.00	85.00	85.00	90.00	120.00	90.00
PICKLES AHMED/MITCHELLES	BOTTLE	120.00	105.00	104.00	90.00	90.00	115.00	120.00	125.00
VINEGAR SYNTHETIC (SIRKA)	BOTTLE	70.00	50.00	90.00	65.00	65.00	80.00	90.00	85.00
GARLIC	KG	308.46	300.00	215.00	300.00	310.00	300.00	250.00	300.00
GINGER	KG	152.31	200.00	148.75	180.00	185.00	160.00	120.00	150.00

Contd.

7.11 Intercity Consumer Prices September, 2016

Description	Unit	Karachi	Hyder- abad	Nawab- shah	Mirpurkhas	Mithi	Sukkar	Larkana	Dadu
TAPAL DANEDAR TEA 200GM PACKET	PKT	157.89	157.89	176.00	150.00	150.00	158.00	155.78	158.00
TEA LIPTON YELLOW LABEL 200GM.	PKT.	157.89	157.89	180.00	150.00	150.00	158.00	157.89	158.00
TEA LOOSE KENYA AV.QLTY 250GM.	PKT.	149.23	130.00	157.50	150.00	175.00	130.00	127.50	135.00
COFFEE-NESCAFE 75 GM. **	BOTTLE	350.00	300.00	320.00	300.00	300.00	320.00	315.00	360.00
COLD DRINK (STANDARD SIZ)	BOTTLE	25.00	25.00	25.00	25.00	25.00	25.00	25.00	25.00
FRUIT JUICE TETRA PACK	PKT.	18.23	20.00	20.00	15.00	15.00	15.00	20.00	20.00
MINERAL WATER NESTLE 1.5 LTR	BOTTLE	50.00	50.00	50.00	50.00	50.00	47.50	45.00	50.00
CIGARETTES K-2 10'S **	PKT	65.00	65.00	60.00	65.00	65.00	65.00	62.00	60.00
CIGARETTES CAPSTAN 10'S **	PKT	75.00	75.00	75.00	70.00	70.00	70.00	67.00	70.00
CIGARETTES GOLD LEAF 20'S	PKT	135.00	140.00	140.00	140.00	140.00	130.00	125.00	130.00
CIGARETTES MORVEN GOLD 20'S	PKT	75.00	75.00	70.00	70.00	70.00	70.00	67.00	70.00
BETEL LEAVES	50GM.	91.15	70.00	70.00	70.00	85.00	86.25	80.00	100.00
BETEL NUTS	KG.	292.31	275.00	320.00	400.00	390.00	400.00	280.00	350.00
LONG CLOTH 57" GUL AHMED/AL-KARAM	METER	180.38	225.00	300.00	170.00	170.00	230.00	200.00	230.00
SHIRTING AV.QLTY.	METER	162.31	140.00	205.00	100.00	95.00	120.00	150.00	130.00
PANT CLOTH W & WEAR AV.QLTY	METER	384.90	387.50	450.00	300.00	300.00	450.00	350.00	300.00
LAWN PRINTED GUL AHMED/AL-KARAM	METER	415.00	240.00	400.00	270.00	275.00	375.00	333.00	230.00
GEORGETTE AV.QLTY	METER	114.71	110.00	225.00	135.00	135.00	150.00	130.00	100.00
LINEN AV.QLTY ***	METER	159.23	130.00	150.00	140.00	150.00	140.00	175.00	110.00
HEAVY WT SUITING LAWERNCPUR AVG QLTY	METER	2200.00	1250.00	1400.00	1400.00	1400.00	1250.00	1100.00	900.00
HEAVY WT SUITING LAWERNCPUR SUP QLTY	METER	2700.00	2250.00	2300.00	1400.00	1500.00	1500.00	1300.00	1300.00
TROPICAL SUITING LAW.PUR	METER	1475.00	1100.00	926.00	900.00	900.00	1000.00	900.00	750.00
PANT BOY 24"/26" LENGTH.	EACH	593.27	420.00	900.00	400.00	350.00	400.00	450.00	600.00
SHIRT BOY 24"/26" LENGTH	EACH	481.73	375.00	800.00	300.00	300.00	400.00	415.00	450.00
SCHOOL UNI. PANT,SHIRT BOYS	SUIT	776.92	683.33	937.50	700.00	700.00	600.00	700.00	590.00
SCHOOL UNI. KAMEEZ,SHAL.BOYS	SUIT	619.23	633.33	850.00	600.00	600.00	600.00	700.00	475.00
SCHOOL UNI. KAMEEZ,SHAL.GIRL	SUIT	676.92	562.50	900.00	700.00	725.00	600.00	700.00	560.00
FROCK W/WEAR GIRLS	EACH	1321.15	1200.00	900.00	600.00	500.00	900.00	600.00	800.00
AWAMI-SUIT W & W(BOY) 24"/26	SUIT	1030.77	700.00	1037.50	800.00	750.00	900.00	800.00	685.00
AWAMI-SUIT W&W (GENTS)AV.QLTY	SUIT	1811.54	1200.00	1600.00	1200.00	1000.00	1000.00	950.00	960.00
PULLOVER GENTS OXFORD/BON.	EACH	3100.00	2410.00	3200.00	2000.00	2000.00	2200.00	1300.00	2750.00
PULLOVER LADIES OXFORD/BON.	EACH	3060.00	2310.00	3000.00	1800.00	1800.00	2000.00	1800.00	2300.00
PULLOVER (GENTS) OTHERS A.QTY	EACH	917.31	900.00	1575.00	600.00	700.00	800.00	700.00	600.00
SECOND-HAND COAT FOR MEN	EACH	410.58	300.00	262.50	425.00	525.00	400.00	375.00	300.00
SECONDHAND SWEETER FOR MEN DUP QLTY	EACH	265.96	140.00	412.50	325.00	325.00	225.00	275.00	200.00
SECONDHAND WINTER JACKET	EACH	457.69	225.00	462.50	280.00	265.00	400.00	375.00	250.00
UNDERWEAR AV.QLTY MEDIUM SIZE	EACH	177.69	76.88	180.00	80.00	77.50	110.00	150.00	60.00
VEST FOR MEN AV.QLTY.	EACH	184.62	95.00	117.50	80.00	70.00	100.00	135.00	100.00
VEST/SHAMEEZ (WOMEN) AVG. QLTY	EACH	146.54	150.00	350.00	75.00	72.50	120.00	150.00	140.00
SOCKS NYLON (PAKISTANI)	PAIR	76.54	80.00	110.00	80.00	52.50	90.00	90.00	50.00
BRASSIER AV.QLTY.	EACH	180.00	111.25	250.00	137.50	82.50	135.00	180.00	100.00
BRASSIER SUP QLTY	EACH	335.00	200.00	400.00	365.00	365.00	300.00	280.00	200.00
DOPATTA GEORGETTE AV.QLTY.	EACH	243.08	200.00	350.00	325.00	310.00	225.00	300.00	250.00
DOPATTA COTTON AV GLTY	EACH	265.38	150.00	300.00	225.00	260.00	175.00	250.00	200.00
CHADDAR (W/WEAR) (2x2.5 MTR)	EACH	515.38	312.50	1000.00	350.00	350.00	275.00	520.00	350.00
LUNGI/DHOTI(COTTON) AVG. QLTY	EACH	318.27	287.50	300.00	350.00	310.00	250.00	480.00	250.00
HANDKERCHIEF AVG. QLTY PAK	EACH	53.08	30.00	60.00	42.50	45.00	50.00	50.00	50.00
HANDKERCHIEF SUP. QLTY PAK	EACH	86.15	60.00	120.00	65.00	60.00	77.50	100.00	120.00
GLOVES AV QLTY	PAIR	57.69	60.00	82.50	75.00	65.00	90.00	55.00	100.00
AZARBAND COTTON AVG. QLTY	EACH	15.00	11.00	23.75	11.00	9.00	20.00	27.50	15.00
SEWING THREAD/REEL(ASLI PARI)	EACH	7.00	6.00	7.00	10.00	10.00	7.00	7.00	8.00
WASHING CHARGES PAINT & SHIRT	SUIT	73.08	105.00	50.00	60.00	50.00	55.00	100.00	40.00
DRY CLEANING SUIT COAT PANT	SUIT	319.23	263.33	150.00	200.00	200.00	250.00	280.00	160.00
WASHING CH. (KAMIZ-SHALWAR)	PAIR	73.46	75.00	80.00	50.00	50.00	50.00	62.50	30.00
TAILORING SHIRT	EACH	454.81	356.25	450.00	200.00	250.00	500.00	375.00	350.00
TAILORING CHARGES PANT (MEN)	EACH	738.46	696.88	500.00	250.00	250.00	700.00	550.00	600.00
TAILORING COAT-PANT SUIT	SUIT	5288.46	3450.00	4000.00	3000.00	3000.00	5000.00	3500.00	3200.00
TAILORING AWAMI-SUIT (MALE)	SUIT	644.23	646.88	600.00	400.00	300.00	600.00	700.00	500.00
TAILORING SUIT FEMALE	SUIT	709.62	456.25	500.00	400.00	300.00	600.00	700.00	250.00
GENTS SHOES PAUL BATA	PAIR	1199.00	1199.00	1199.00	1199.00	1199.00	1199.00	1199.00	1199.00

Contd.

7.11 Intercity Consumer Prices September, 2016

Description	Unit	Karachi	Hyder- abad	Nawab- shah	Mirpurkhas	Mithi	Sukkar	Larkana	Dadu
GENTS SANDAL BATA	PAIR	699.00	699.00	699.00	699.00	699.00	699.00	699.00	699.00
GENTS SPOUNG CHAPPAL BATA	PAIR	179.00	179.00	179.00	179.00	179.00	179.00	179.00	179.00
LADIES SANDAL BATA	PAIR	499.00	499.00	499.00	499.00	499.00	499.00	499.00	499.00
LADIES SPOUNG CHAPPAL BATA	PAIR	179.00	179.00	179.00	179.00	179.00	179.00	179.00	179.00
CHILD SHOE POWER LITE BATA	PAIR	599.00	599.00	599.00	599.00	599.00	599.00	599.00	599.00
GENTS SHOE, ART 1109 SERVICE	PAIR	999.00	999.00	999.00	999.00	999.00	999.00	999.00	999.00
NYLON JOGGER 27 SIZE 2-5 ***	PAIR	1299.00	1299.00	1299.00	1299.00	1299.00	1299.00	1299.00	1299.00
CHINA FOOT WEAR AV. QLTY (MALE) *	PAIR	780.77	550.00	600.00	450.00	400.00	500.00	750.00	800.00
CHINA FOOT WEAR AV. QLTY (FEMALE) *	PAIR	763.46	400.00	400.00	250.00	240.00	425.00	300.00	450.00
CHINA FOOT WEAR AV. QLTY (CHILDREN) *	PAIR	630.77	400.00	380.00	200.00	220.00	425.00	300.00	591.00
SHOE REPAIR HALF SOLE	PAIR	135.38	80.00	82.00	70.00	50.00	65.00	180.00	50.00
SHOES POLISH CHARGES AVERAGE SHOP	PAIR	22.12	20.00	20.00	12.50	10.00	15.00	20.00	10.00
HOUSE RENT (combined)	MONTH	10702.00	5735.00	3556.00	4749.00	3364.00	5824.00	4500.00	3319.00
rent 2	pm	10702.00	5735.00	3556.00	4749.00	3364.00	5824.00	4500.00	3319.00
RENT3	PM	10702.00	5735.00	3556.00	4749.00	3364.00	5824.00	4500.00	3319.00
RENT4	PM	10702.00	5735.00	3556.00	4749.00	3364.00	5824.00	4500.00	3319.00
RENT5	PM	10702.00	5735.00	3556.00	4749.00	3364.00	5824.00	4500.00	3319.00
RENT6	PM	10702.00	5735.00	3556.00	4749.00	3364.00	5824.00	4500.00	3319.00
SYNTHETIC ENEMAL ROBIALAC BALTI 3.64 LTR.	EACH	1880.00	1609.50	1600.00	1850.00	1850.00	1900.00	2100.00	1650.00
SYNTHETIC ENEMAL ICI BALTI 3.64 LTR.	EACH	1880.00	2070.00	1890.00	1850.00	1850.00	1900.00	2000.00	1700.00
CEMENT (LOCAL) SPECIFY BRAND NAME	BAG	568.08	580.00	570.00	550.00	550.00	575.00	570.00	550.00
BRICKS (NEW) IST CLASS	P/1000	11000.00	5000.00	6000.00	4100.00	4550.00	5000.00	5000.00	3188.75
CEMENT BLOCKS (6"x8"x12")	P/100	3046.15	2550.00	3800.00	0.00	0.00	0.00	0.00	2600.00
BAJREE	100CFT	4769.23	2862.50	2800.00	2900.00	4450.00	3500.00	3650.00	2500.00
SAND (BLACK PIT SAND)	K100CFT	0.00	1250.00	2500.00	0.00	2000.00	1500.00	1450.00	2000.00
TIMBER SHESHAM LOG IST QUALITY	cbomt.	56000.00	38860.00	28000.00	0.00	0.00	38700.00	44143.00	55500.00
IRON BAR (M.S. BAR) 1/2"	P/TON	61586.54	60000.00	76000.00	59000.00	59500.00	60000.00	62000.00	63000.00
CARPANTER WAGE RATE	P/DAY	861.54	1000.00	900.00	700.00	600.00	750.00	800.00	600.00
MASON (RAJ) WAGE RATE	P/DAY	1061.54	1000.00	1000.00	700.00	600.00	750.00	800.00	1000.00
UNSKILLED LABOUR WAGE RATE	P/DAY	660.38	600.00	450.00	400.00	400.00	387.50	400.00	400.00
PLUMBER WAGE RSTE	P/DAY	861.54	1000.00	800.00	700.00	600.00	750.00	600.00	450.00
ELECTICIAN WAGE RATE PER DAY **	P/DAY	700.00	1000.00	700.00	0.00	0.00	0.00	600.00	400.00
ELECTICIAN WAGE RATE PER POINT **	P/PNT	159.23	100.00	200.00	100.00	75.00	87.50	120.00	60.00
WATER CHARGES PER HOUSE	P/MONTH	117.50	230.00	40.00	20.00	200.00	57.50	150.00	35.00
ELECT.CHARGES UPTO 50 UNITS	P/UNIT	2.00	2.00	2.00	2.00	2.00	2.00	2.00	2.00
ELECT.CHARGES 01 - 100 UNIT	P/UNIT	6.18	6.18	6.18	6.18	6.18	6.18	6.18	6.18
ELECT.CHARGES 101 - 300 UNIT	P/UNIT	9.54	8.11	9.54	9.54	9.54	9.54	9.54	9.54
ELECT.CHARGES 301 - 1000 UNIT	P/UNIT	16.39	16.39	16.39	16.39	16.39	16.39	16.39	16.39
ELECT.CHARGES ABOVE 1000 UNIT	P/UNIT	18.39	18.39	18.39	18.39	18.39	18.39	18.39	18.39
ELEC	PM	10.50	10.50	10.50	10.50	10.50	10.50	10.50	10.50
GAS CHRg upto 3.3719 MMBUT	MMBTU	128.70	128.70	128.70	128.70	0.00	128.70	128.70	128.70
GAS CHRg 3.3719 - 6.7438 MMBUT	MMBTU	257.40	257.40	257.40	257.40	0.00	257.40	257.40	257.40
GAS CHRg 6.7438 - 10.1157 MMBUT	MMBTU	257.40	257.40	257.40	257.40	0.00	257.40	257.40	257.40
GAS CHRg10.1157 - 13.4876 MMBUT	MMBTU	702.00	702.00	702.00	702.00	0.00	702.00	702.00	702.00
GAS	PM	702.00	702.00	702.00	702.00	0.00	702.00	702.00	702.00
GAS	PM	409.50	409.50	409.50	409.50	0.00	409.50	409.50	409.50
KEROSENE OIL	LTR	97.88	80.00	87.50	83.00	88.00	69.50	85.00	140.00
FIREWOOD WHOLE	40 KG.	621.15	550.00	450.00	460.00	410.00	400.00	400.00	450.00
CHAIR SHESHAM WOOD WITH ARMS **	EACH	1861.54	900.00	2000.00	1000.00	1100.00	2000.00	2600.00	1300.00
CHAIR PLASTIC (CHAIRMAN) AVERAGE QUALITY	EACH	880.77	650.00	800.00	500.00	650.00	700.00	850.00	800.00
TABLE SHESHAM WOOD (4X2X5") ***	EACH	6653.85	3616.67	6000.00	2700.00	2900.00	4500.00	7900.00	5500.00
SOFASET WOODEN WITH FOAM SEAT **	SET	19384.62	11166.67	18000.00	13500.00	12500.00	12500.00	17250.00	20000.00
COT IRON (WITH NIWAR)AV.QLTY.	EACH	2544.23	1500.00	2500.00	2000.00	2000.00	2250.00	3600.00	2600.00
ALMIRAH (STEEL) 6'X3' 20 GUAGE	EACH	9826.92	6416.67	10000.00	6750.00	7150.00	12000.00	10000.00	14000.00
DINNING TABLE 6 CHAIRS A.QLTY.	SET	15615.38	13500.00	21000.00	11000.00	11000.00	19500.00	18250.00	25000.00
SINGLE BED WITHOUT FOAM MED.	EACH	6153.85	5533.33	6800.00	3500.00	3800.00	12500.00	5000.00	6500.00
MATRESS SINGLE(4"THICK)	EACH	5200.00	6200.00	4800.00	6100.00	6100.00	4500.00	4750.00	6100.00
FARSHI DARI 12'X9' AV.QLTY	EACH	1492.31	866.67	1450.00	850.00	850.00	900.00	1350.00	800.00
DARI COTTON (6'x2 1/2') AV.QL	EACH	565.38	323.33	700.00	400.00	500.00	350.00	575.00	300.00
CARPET PLAIN AV. QLTY	SQFT.	66.73	40.00	45.00	35.00	40.00	32.50	90.00	20.00

Contd.

7.11 Intercity Consumer Prices September, 2016

Description	Unit	Karachi	Hyder- abad	Nawab- shah	Mirpurkhas	Mithi	Sukkar	Larkana	Dadu
QUILT (LIHAF) 3 KG. COTTON	EACH	1619.23	612.50	900.00	600.00	700.00	1000.00	900.00	580.00
BLANKET (90" x 54")	EACH	2907.69	2800.00	4125.00	2000.00	2200.00	3750.00	3100.00	3500.00
BEDSHEET SINGLE BED SUP.QLTY	EACH	832.69	400.00	700.00	400.00	400.00	500.00	850.00	600.00
BED SHEET DOUBLE WITH TWO PILLOW COVERS SUP QLTY	SET	1592.31	650.00	1300.00	600.00	600.00	900.00	1500.00	1100.00
TOWEL(3'x2') AV. QALTY	EACH	266.35	180.00	300.00	140.00	150.00	225.00	215.00	150.00
CEILING FAN 48" SUPER QLTY **	EACH	3500.00	2800.00	3000.00	2900.00	2900.00	3250.00	3950.00	2600.00
PEDESTAL FAN 22" SUPER QLTY	EACH	4600.00	4000.00	3800.00	4000.00	4000.00	4200.00	3800.00	3800.00
REFG. DAWLENCE 10 CFT. D.DOOR	EACH	33000.00	32000.00	28000.00	28500.00	28500.00	34500.00	32000.00	28500.00
D-FREEZER WAVES 8 CFT.	EACH	28100.00	27900.00	28000.00	28000.00	28000.00	31000.00	33000.00	26000.00
AIRCONDITIONER 1.5 TON PEL	EACH	40000.00	44000.00	43000.00	35000.00	35000.00	52000.00	47000.00	55000.00
SPLIT AIR CONDITIONER 1.5 TON (SPECIFY BRAND NAME)	EACH	44500.00	46000.00	44500.00	39000.00	39000.00	45000.00	49000.00	44000.00
AIRCOOLER SUPER ASIA	EACH	10500.00	9000.00	9000.00	8800.00	9000.00	12300.00	12500.00	11000.00
WASHING MACHINE SINGER	EACH	15800.00	15600.00	14700.00	15600.00	15600.00	15900.00	15600.00	14700.00
SEWING MACHINE(SINGER)	EACH	6795.00	6095.00	5200.00	7200.00	7200.00	6500.00	5860.00	5200.00
GIZER LARGE SIZE 30 GALLON CAPACITY SUP QLTY	EACH	21000.00	22650.00	22600.00	15000.00	15000.00	17000.00	18800.00	17000.00
GAS BURNER DOUBLE SPFY.BRAND	EACH	2198.08	1500.00	1800.00	1600.00	1700.00	1800.00	1850.00	2000.00
ELECT. IRON PHILIPS MDL.1120	EACH	1600.00	1700.00	2000.00	1200.00	1500.00	1700.00	2500.00	2000.00
ELECTRIC JUICER FOR APPLE	EACH	5163.46	3600.00	6000.00	3000.00	3000.00	1700.00	5000.00	3500.00
S.STEEL DEGHCHI MEDIUM SIZE ***	EACH	715.38	500.00	700.00	480.00	490.00	600.00	560.00	500.00
ALUMINIUM COOKING PAN (DEGCHI) MED SIZE	EACH	715.38	450.00	362.00	370.00	380.00	450.00	560.00	450.00
NON STICK COOKING PAN (DEGCHI) SUP. QLTY	EACH	915.38	550.00	1000.00	550.00	560.00	550.00	560.00	900.00
FRYING PAN STEEL AVG. QLTY MED. SIZE	EACH	381.73	200.00	350.00	260.00	260.00	300.00	465.00	200.00
TAWA IORN (MEDIUM SIZE) AVG. QLTY	EACH	365.38	218.75	312.50	250.00	250.00	300.00	375.00	280.00
S.STEEL PLATE A.QLTY.(M.SIZE)	EACH	93.27	40.63	83.00	55.00	60.00	70.00	120.00	80.00
TABLE SPOON S.STEEL SUP.QLTY.	DOZEN	270.00	300.00	320.00	250.00	280.00	350.00	1200.00	250.00
WATER SET JUG+6 GLASSES (OMROC)	SET	615.38	400.00	787.50	350.00	370.00	550.00	500.00	600.00
TEA SET PAK. CHINAWARE 21 PCS.	SET	1624.62	950.00	1700.00	1250.00	1450.00	1750.00	1350.00	2500.00
DINNER SET PLASTIC 72 PIECES SUPERIOR QLTY	SET	7153.85	3237.50	5000.00	2600.00	2200.00	6250.00	4550.00	6200.00
HOTPOT SET PLASTIC 3 PCS.	SET	1330.77	1150.00	1200.00	1000.00	1000.00	1500.00	1825.00	1200.00
BUCKET(BALTI) PLASTIC MED.SIZ	EACH	415.38	270.00	700.00	300.00	290.00	300.00	450.00	300.00
LOTA PLASTIC (MED SIZE) AVERAGE QUALITY	EACH	83.46	50.00	60.00	50.00	50.00	67.50	57.50	50.00
PRESURE COOKER 4 LTR.	EACH	1861.54	1000.00	1100.00	850.00	900.00	1437.50	1800.00	1300.00
WATER COOLER 9/10 LTR.PLASTIC ***	EACH	615.38	400.00	927.00	600.00	630.00	600.00	500.00	500.00
THERMOS STARVAC 1 LTR	EACH	394.71	300.00	550.00	350.00	350.00	650.00	500.00	500.00
BULB PHILIPS 100-WATTS	EACH	35.00	30.00	30.00	30.00	30.00	30.00	30.00	40.00
TUBE LIGHT PHILIPS 40 WATTS	EACH	100.00	100.00	100.00	110.00	110.00	97.50	100.00	120.00
ELECTRIC BLUBS "0" WATTE LOCAL	EACH	25.00	25.00	25.00	20.00	20.00	22.00	20.00	25.00
ELECTRIC BLUB ENERGY SAVER 14 WATTS	EACH	170.00	190.00	160.00	110.00	110.00	155.00	170.00	120.00
WASHING SOAP 250 GMS SPECIFY BRAND NAME	EACH	14.00	30.00	36.00	25.00	25.00	26.00	30.00	30.00
SURF EXCEL 400 GMS POLY BAG	EACH	130.00	130.00	130.00	125.00	125.00	100.00	125.00	100.00
WASHING POWDER 1000 GRM	EACH	185.00	150.00	180.00	175.00	175.00	185.00	185.00	150.00
WASHING POWDER (WHEEL/ BONUS) 100 GRAMS	EACH	95.00	95.00	93.00	85.00	85.00	95.00	85.00	80.00
CLEANSER POWDER VIM 1000 GM	PKT.	70.00	77.77	75.00	70.00	70.00	70.00	70.00	80.00
FINIS 500 ML	BOTTLE	180.00	225.00	200.00	125.00	125.00	180.00	165.00	250.00
PHNYLE TYPHONE/FINIS/CARRANITE 3 LITRES	BOTTLE	140.00	120.00	180.00	110.00	110.00	135.00	150.00	150.00
HARPIC	BOTTLE	150.00	145.00	150.00	145.00	145.00	145.00	150.00	145.00
BOOT POLISH CHERRY/KIWI 50ML	EACH	105.00	122.22	100.00	100.00	100.00	102.50	100.00	100.00
ROBIN BLUE (35 GRAMS)	PKT.	35.00	25.67	35.00	30.00	30.00	30.00	30.00	50.00
TISSU PAPER PERFUMED 100 PCS.	PKT	123.27	110.00	100.00	90.00	90.00	100.00	150.00	100.00
TOILET PAPER ROLL (R.PETEL)	PI/ROLL	42.00	32.00	35.00	40.00	35.00	35.00	40.00	30.00
BOOT POLISH LIQUID CHEERY BLOSSOM KIWI 75 ML	BOTTLE	140.00	135.00	150.00	120.00	120.00	140.00	130.00	150.00
MATCH BOX SMALL	EACH	2.00	2.00	3.00	3.00	3.00	2.00	2.50	2.00
DRY CELL 1.5 VOLT(LOCAL)	EACH	15.00	15.00	25.00	20.00	20.00	25.00	20.00	25.00
HAND STITCHING NEEDLE M.SIZE	PACKET	9.31	6.00	8.00	5.00	5.00	10.00	9.00	6.00
SEWING MACHINE NEEDLE (SINGER)	EACH	5.00	6.00	9.00	5.00	5.00	8.00	7.00	5.00
HOUSEHOLD SERVANT FEMALE P/T	P/MNTH	2653.85	1025.00	2000.00	800.00	800.00	1625.00	2000.00	1500.00
MARRIAGE HALL WITH FURNITURE	PI/HEAD	301.54	95.63	70.00	90.00	60.00	150.00	150.00	80.00
SEPTRAN TABLETS	10TAB.	15.00	15.00	13.75	16.00	15.75	17.00	17.00	20.00
BRUFEN TABS 200-MG.	10TAB.	10.00	10.00	10.00	10.00	10.00	10.00	12.00	10.00
PANADOL TAB. EXTRA/PLAIN	10TAB.	12.00	12.00	10.00	12.00	12.00	13.00	12.00	12.00

Contd.

7.11 Intercity Consumer Prices September, 2016

Description	Unit	Karachi	Hyder- abad	Nawab- shah	Mirpurkhas	Mithi	Sukkar	Larkana	Dadu
DISPRIN TAB.	10TAB.	13.00	12.00	12.00	13.00	12.00	12.50	10.00	12.00
TRISIL TAB.	10 TAB	10.00	10.00	10.00	10.00	10.00	10.00	10.00	10.00
FLAGYL TAB. 200 MG.	10TAB.	10.00	10.00	10.00	10.00	10.00	10.00	10.00	10.00
VENTOLIN TAB. 2MG.	10TAB.	10.00	10.00	10.00	10.00	10.00	10.00	10.00	10.00
DAONIL TAB. 5 MG.	10TAB.	17.00	17.00	18.00	17.00	17.00	17.00	16.00	17.00
ENTOX TAB.	10TAB.	15.00	15.00	15.00	10.00	10.00	15.00	10.00	15.00
RENITEC TAB. 5 MG.	10TAB.	58.50	58.50	60.00	58.00	58.00	60.00	55.00	58.50
CAC. 1000 TAB	BOTTLE	122.00	122.00	122.00	122.00	122.00	122.00	122.00	122.00
AMOXIL CAPSOLE 250 MG.S	10CAP.	35.70	35.66	37.75	35.00	35.00	40.00	35.00	35.60
CALCIUM SYRUP SANDOZ	BOTTLE	64.00	64.00	64.00	64.00	64.00	64.00	64.00	64.65
LEDERPLEX SYRUP	BOTTLE	52.00	35.00	52.47	35.00	35.00	50.00	52.74	50.00
SANCOS SYRUP (50 ML.)	BOTTLE	30.00	30.00	30.00	30.00	30.00	30.00	30.00	30.00
PHENERGAN SYRUP 120 ML.	BOTTLE	33.00	33.00	33.00	33.00	33.00	33.00	33.00	33.00
CALPOL SYRUP 60 ML.	BOTTLE	28.00	28.00	28.00	28.00	28.00	28.00	28.00	28.00
HYDRYLLIN SYRUP 120 ML.	BOTTLE	65.00	65.00	65.00	65.00	65.00	65.00	65.00	65.00
POLYFAX EYE OINTMENT	TUBE	21.00	21.00	21.00	21.00	21.00	22.00	21.00	21.00
BETNESOL EYE DROPS	BOTTLE	33.89	33.89	33.89	33.89	33.89	33.89	33.89	33.89
EAR DROPS (CARDISPORINE) ***	BOTTLE	25.00	21.00	21.00	23.00	23.00	21.00	21.00	21.00
BETNOVATE-N OINTMENT 5 GMS	TUBE	16.68	16.00	16.00	16.00	16.00	16.00	16.00	16.00
BURNOL CREAM 30 GRM	TUBE	0.00	0.00	0.00	0.00	0.00	0.00	0.00	0.00
VICKS VAPORUB/BALM	BOTTLE	36.00	36.00	36.00	36.00	36.00	36.00	36.00	36.00
GLYCRINE SMALL BOTTLE	BOTTLE	20.00	25.00	30.00	15.00	15.00	15.00	15.00	15.00
JOUHAR JOSHANDA	PKT.	8.00	8.00	7.00	8.00	8.00	8.00	8.00	8.00
GALXOS-D (450 GRMS)	PKT.	157.50	157.50	140.00	150.00	150.00	157.50	140.00	145.00
GRIPE-WATER WOODWARDS	BOTTLE	55.00	55.00	50.00	55.00	55.00	55.00	50.00	55.00
SANIPLAST ONE PUTTY	EACH	2.00	2.00	2.00	1.00	1.00	2.00	2.00	2.00
O.R.S. (NIMCOL)	PKT.	17.00	17.00	15.00	17.00	17.00	15.00	17.00	17.00
DETTOL (MEDIUM)	BOTTLE	46.80	46.80	50.00	46.80	46.80	46.80	46.80	46.80
COTTON BANDAGE 2" - 4"	EACH	8.62	8.00	8.00	15.00	15.00	11.25	15.00	10.00
THERMOMETER CHINA	EACH	45.00	30.00	40.00	40.00	35.00	40.00	40.00	50.00
DOCTOR (MBBS) CLINIC FEE	P/PAT.	100.00	100.00	200.00	100.00	100.00	100.00	300.00	150.00
URINE TEST (DR) CHARGES	P/TEST	129.23	90.00	140.00	70.00	70.00	170.00	100.00	50.00
BLOOD TEST (CP) CHARGES	P/TEST	265.38	212.50	300.00	200.00	200.00	290.00	200.00	200.00
SUGAR TEST (RANDOM/FASTING BOTH) CHARGES	P/TEST	315.38	160.00	240.00	200.00	200.00	200.00	240.00	120.00
ECG CHARGES	P/TEST	361.54	213.13	350.00	200.00	200.00	350.00	200.00	200.00
X-RAY (CHEST) CHARGES	P/X-RAY	330.77	209.38	400.00	200.00	200.00	300.00	350.00	200.00
CAR SUZUKI 800 CC (W/O. A/C)	EACH	650000.00	650000.00	630000.00	640000.00	0.00	630000.00	632000.00	0.00
CAR SUZUKI 1000 CC	EACH	1124000.00	1124000.00	1044000.00	1099000.00	0.00	0.00	0.00	0.00
CAR TOYOTA 1300 CC	EACH	1787500.00	1705750.00	1767500.00	0.00	0.00	0.00	0.00	0.00
CAR HONDA CIVIC	EACH	2363000.00	0.00	2053000.00	0.00	0.00	0.00	0.00	0.00
MOTORCYCLE HONDA CD-70.	EACH	63500.00	63500.00	63000.00	63500.00	63500.00	63500.00	63500.00	63500.00
MOTORCYCLE YAMAHA 100CC.	EACH	78600.00	79300.00	0.00	0.00	0.00	78500.00	79300.00	0.00
MOTOR CYCLE HERO 70 CC	EACH	45000.00	43000.00	44000.00	44500.00	0.00	43000.00	43000.00	0.00
BICYCLE WITH TYRES & TUBES	EACH	6303.85	7600.00	9000.00	7500.00	7900.00	7600.00	7800.00	7000.00
TYRE CAR WITH TUBE GENERAL	EACH	3500.00	2800.00	3800.00	3000.00	3200.00	3200.00	3600.00	3650.00
TYRE MOTOR CYCLE WITHOUT TUBE	EACH	923.08	900.00	1210.00	1200.00	1225.00	900.00	900.00	750.00
TYRE CYCLE SPECIFY BRAND NAME	EACH	315.38	350.00	400.00	380.00	390.00	350.00	360.00	420.00
TYRE CAR W/O TUBE	EACH	2700.00	2700.00	3200.00	3100.00	3150.00	2700.00	2700.00	3350.00
PETROL SUPER	LITRE	64.21	64.21	64.21	64.21	64.21	64.21	64.21	64.21
HIGH SPEED DIESEL HSD	LITRE	72.46	72.46	72.46	72.46	72.46	72.46	72.46	72.46
CNG	K.G.	67.50	67.50	0.00	67.50	0.00	67.50	67.50	67.50
GAS CYLINDER STAND. SIZE	EACH	990.00	990.00	900.00	1100.00	1150.00	990.00	1045.00	990.00
MOTOR CYCLE SERVICE CHARGES	EACH	371.15	300.00	250.00	250.00	250.00	250.00	450.00	250.00
CAR SERVICE CHARGES	EACH	438.46	450.00	500.00	300.00	300.00	350.00	600.00	400.00
TYRE PUNCTURE CHARGES	EACH	50.00	60.00	70.00	70.00	50.00	75.00	80.00	80.00
CYCLE OVERHAULING CHARGES	EACH	203.85	300.00	275.00	200.00	200.00	200.00	300.00	200.00
CAR TAX FOR 800CC TO 1300CC	YEARLY	1750.00	1750.00	1750.00	1750.00	1750.00	1750.00	1750.00	1750.00
TRAIN FARE ECO. 1-100 KM.	P/KM.	0.68	0.68	0.68	0.68	0.00	0.68	0.68	0.68
TRAIN FARE ECO. 101-500 KM.	P/KM.	0.98	0.98	0.98	0.98	0.00	0.98	0.98	0.98
TRAIN FARE ECO. > 500 KM.	P/KM.	0.89	0.89	0.89	0.89	0.00	0.89	0.89	0.89

Contd.

7.11 Intercity Consumer Prices September, 2016

Description	Unit	Karachi	Hyder- abad	Nawab- shah	Mirpurkhas	Mithi	Sukkar	Larkana	Dadu
TRAIN FARE IST SLP. 1-100KM	P/KM.	2.10	2.10	2.10	2.10	0.00	2.10	2.10	2.10
TRAIN FARE IST SLP.101-500 KM	P/KM.	2.59	2.56	2.59	2.59	0.00	2.59	2.59	2.59
TRAIN FARE IST SLP. > 500 KM	P/KM.	1.99	1.99	1.99	1.99	0.00	1.99	1.99	1.99
TRAIN FARE A/C SLP. 1-100KM.	P/KM	5.76	5.76	5.76	5.76	0.00	5.76	5.76	5.76
TRAIN FARE A/C SLP.101-500KM	P/KM.	4.59	4.59	4.73	4.59	0.00	4.59	4.59	4.59
TRAIN FARE A/C SLP > 500KM.	P/KM	4.16	4.16	4.16	4.16	0.00	4.16	4.16	4.16
PLATFORM TICKET	EACH	10.00	10.00	10.00	10.00	0.00	10.00	10.00	10.00
AUTO RICKSHAW FARES	KM/MIN	60.00	40.00	80.00	60.00	90.00	80.00	60.00	40.00
FULL TONGA CHARGES	KM/MIN	70.00	80.00	35.00	60.00	0.00	80.00	65.00	0.00
TAXI 4 SEATER FARE	KM/MIN	70.00	60.00	100.00	90.00	90.00	80.00	200.00	60.00
BUS FARE MIN (WITHIN CITY)	TICKET	10.00	10.00	0.00	10.00	0.00	0.00	0.00	0.00
BUS FARE MAX (WITHIN CIT	TICKET	15.00	15.00	0.00	10.00	0.00	0.00	0.00	0.00
BUS FARE OUTSIDE CITY	P/KM.	0.75	0.75	0.75	0.75	0.75	0.75	0.75	0.75
A/C BUS FARE OUTSIDE CITY	P/KM.	1.35	1.35	1.35	1.35	1.35	1.35	1.35	1.35
MINIBUS FARE MIN.WITH IN CITY	TICKET	10.00	10.00	0.00	0.00	0.00	0.00	0.00	0.00
MINIBUS FARE MAX.WITH IN CITY	TICKET	16.00	16.00	0.00	0.00	0.00	0.00	0.00	0.00
SUZUKI FARE MIN.WITH IN CITY	TICKET	10.00	10.00	0.00	10.00	0.00	10.00	10.00	0.00
SUZUKI FARE MAXIMUM W.IN CITY	TICKET	16.54	15.00	0.00	10.00	0.00	30.00	10.00	0.00
AIR FARE ECONOMY CLASS.	P/KM.	19.26	19.26	19.26	0.00	0.00	19.26	19.26	0.00
POSTAL ENVELOPE DOMESTIC	EACH	8.00	8.00	8.00	8.00	8.00	8.00	8.00	8.00
ENVELOPE FOR SAUDI ARABIA	EACH	50.00	50.00	50.00	50.00	50.00	50.00	50.00	45.00
POSTAL REGISTRATION CHARGES	EACH	38.00	28.00	38.00	28.00	28.00	28.00	38.00	28.00
U.M.S. REG CHARGES MIN.	EACH	59.00	59.00	59.00	59.00	59.00	59.00	59.00	59.00
T.C.S. CH. MIN.WITH IN ZONE	EACH	120.00	150.00	150.00	110.00	110.00	110.00	150.00	110.00
TELEPHONE CHARGES LOCAL CALL	P/CALL	3.94	3.94	3.94	3.94	3.94	3.94	3.94	3.94
TEL CHARGES OUT SIDE CITY	P/CALL	3.94	3.94	3.94	3.94	3.94	3.94	3.94	3.94
INTERNET CHARGES	P/HOUR	20.00	25.00	30.00	20.00	20.00	30.00	20.00	30.00
MOBILE CELL CHARGES	P/UNIT	3.00	3.00	3.06	3.00	3.00	3.00	3.50	3.06
FAX CHARGES (LOCAL)	P/PAGE	15.00	20.00	15.00	15.00	20.00	20.00	20.00	20.00
TELEPHONE SET AV. QLTY	EACH	1084.62	500.00	500.00	600.00	650.00	562.50	900.00	550.00
MOBILE SET NOKIA/SONY/ERICSON/SAMSUNG WITHOUT CAMERA	EACH	2600.00	2200.00	3200.00	2250.00	2300.00	2700.00	3200.00	2400.00
T.V. 20" COLORED WEGA H-A21.	EACH	19500.00	17300.00	4000.00	18000.00	18000.00	17500.00	20500.00	14000.00
T.V 20" COLOR CHINA/KORIA)	EACH	14000.00	10750.00	4000.00	10000.00	10000.00	12000.00	9000.00	11000.00
V.C.P. PANASONIC/LG/NAT	EACH	4000.00	5000.00	5000.00	6000.00	6000.00	5600.00	4800.00	4500.00
DVD/VCD PLAYER PANASONIC/LG	EACH	4500.00	3500.00	2000.00	3500.00	3000.00	4500.00	3000.00	2200.00
RADIO WITH C.PLAYER NATIONAL	EACH	2009.62	3500.00	3500.00	1500.00	1500.00	2000.00	2800.00	2000.00
PERSONNEL COMPUTER (BRANDED)	EACH	43384.62	31200.00	58000.00	46000.00	46000.00	45000.00	45000.00	27000.00
VID. CASSETTE BLK. TDK/SONY	EACH	140.00	120.00	200.00	120.00	120.00	140.00	170.00	160.00
COM. C.D. (TDK/IMATION)	EACH	50.00	80.00	60.00	50.00	55.00	50.00	50.00	50.00
TAPE RECORDER CASSETTE BLANK	EACH	50.00	60.00	50.00	50.00	55.00	50.00	50.00	50.00
VIDEO GAME SEGA 16 BYTE	EACH	1400.00	1000.00	1100.00	1800.00	0.00	1350.00	1500.00	1150.00
CINEMA A/C. HIGH CLASS	TICKET	150.00	60.00	0.00	30.00	0.00	0.00	0.00	0.00
CINEMA NON-A/C HIGH CLASS	TICKET	120.00	40.00	50.00	20.00	0.00	0.00	60.00	35.00
CABLE CHARGES	P/MONTH	400.00	300.00	250.00	300.00	200.00	300.00	375.00	300.00
TV.LICENCE FEE DOMESTIC	YEARLY	420.00	420.00	420.00	420.00	420.00	420.00	420.00	420.00
ENGLISH BOOK CLASS V1	EACH	56.65	56.65	56.65	56.65	56.65	56.65	56.65	56.65
ENGLISH BOOK CLASS IX OR X	EACH	43.15	43.15	43.15	43.15	43.15	43.15	43.15	43.15
ENG. BOOK IST.YR COMPLETE SET	EACH	118.15	118.15	118.15	118.15	118.15	118.15	118.15	118.15
ENGLISH BOOK BA/B.SC	EACH	150.00	150.00	150.00	150.00	150.00	150.00	150.00	150.00
URDU BOOK CLASS V (T.B.BORD)	EACH	64.80	64.80	64.80	64.80	64.80	64.80	64.80	64.80
URDU BOOK CLASS IX(X(T.B.B)	EACH	53.35	53.35	53.35	53.35	53.35	53.35	53.35	53.35
URDU BOOK IST.YEAR/INTER	EACH	46.10	46.10	46.10	46.10	46.10	46.10	46.10	46.10
URDU BOOK BA/B.SC	EACH	120.00	120.00	120.00	120.00	120.00	120.00	120.00	120.00
MATHS BOOK CALSS V (T.B.B)	EACH	117.25	117.25	117.25	117.25	117.25	117.25	117.25	117.25
MATHS BOOK CLASS IX OR X	EACH	191.85	191.85	191.85	191.85	191.85	191.85	191.85	191.85
MATHS BOOK IST.YEAR (T.B.B)	EACH	115.90	115.90	115.90	115.90	115.90	115.90	115.90	115.90
PAKISTAN STUDIES BOOK BA/B.SC	EACH	125.00	125.00	125.00	125.00	125.00	125.00	125.00	125.00
DAILY "DAWN"	P/COPY	19.00	19.00	19.00	19.00	19.00	19.00	19.00	19.00
DAILY "JANG"	P/COPY	12.00	12.00	12.00	12.00	12.00	12.00	12.00	12.00
DAILY "NAWA-E-WAQT"	P/COPY	12.00	12.00	12.00	12.00	12.00	12.00	12.00	12.00

Contd.

7.11 Intercity Consumer Prices September, 2016

Description	Unit	Karachi	Hyder- abad	Nawab- shah	Mirpurkhas	Mithi	Sukkar	Larkana	Dadu
WEEKLY "AKHBAR-E-JAHAN"	P/COPY	55.00	55.00	55.00	55.00	55.00	55.00	55.00	55.00
WEEKLY "MAG"	P/COPY	45.00	45.00	45.00	45.00	45.00	45.00	45.00	45.00
MONTHLY "NAUNEHAL DIGEST"	P/COPY	35.00	35.00	35.00	35.00	35.00	35.00	35.00	35.00
PAPER FOOLSCAPE (27"x17")	QUIRE	46.54	30.00	27.00	30.00	25.00	45.00	52.50	35.00
EXERCISE.BOOK LINED 80/100 PGS	EACH	36.54	18.00	30.00	20.00	15.00	40.00	20.00	20.00
PENCIL.GOLDFISH/DEER	EACH	7.00	6.00	6.00	7.00	7.00	6.00	6.00	5.00
PEN INK DOLLOR 57 ML BOTTLE	EACH	25.00	20.00	20.00	25.00	25.00	25.00	25.00	20.00
PHOTOSTATE PAPER 70 GM	PRT	480.00	225.00	360.00	320.00	350.00	400.00	350.00	340.00
BALL PEN (local)	EACH	8.00	6.00	7.00	10.00	10.00	7.00	7.00	8.00
FOUNTAIN PEN HERO/WINGS/CHINA	EACH	40.00	25.00	50.00	20.00	25.00	40.00	50.00	30.00
PRIVATE SCHOOL FEE ENGLISH MEDIUM AVERAGE STANDARD (CLASS I)	P/ MONTH	984.62	1250.00	1500.00	700.00	500.00	1300.00	1350.00	1760.00
PRIVATE SCHOOL FEE ENGLISH MEDIUM AVERAGE STANDARD (CLASS V)	P/ MONTH	1069.23	1237.50	2100.00	1000.00	500.00	1300.00	1450.00	2185.00
PRIVATE SCHOOL FEE ENGLISH MEDIUM AVERAGE STANDARD (CLASS VI)	P/ MONTH	1650.00	1200.00	2700.00	1000.00	700.00	1400.00	1450.00	2185.00
PRIVATE SCHOOL FEE ENGLISH MEDIUM AVERAGE STANDARD (CLASS X)	P/ MONTH	2107.69	1575.00	4000.00	1200.00	700.00	1400.00	1650.00	2415.00
PRIVATE MEDICLE COLLEGE FEE MBBS (1ST YEAR)	P/ MONTH	54166.66	57250.00	0.00	40000.00	0.00	0.00	0.00	0.00
PRIVATE ENGINEERING COLLEGE FEE (ISTR YEAR)	P/ MONTH	9167.00	0.00	0.00	0.00	0.00	0.00	0.00	0.00
GOVT. COLLEGE FEE 1ST. YEAR	MONTH	55.00	35.00	45.83	35.00	35.00	35.00	27.50	27.85
GOVT. COLLEGE FEE 4TH. YEAR	MONTH	81.25	75.00	67.50	67.50	70.00	67.50	75.00	60.00
GOVT. UNIVERSITY FEE MSC.	MONTH	1500.00	1000.00	1550.00	354.17	354.17	0.00	0.00	354.17
GOVT. MED. COLLEGE FEE MBBS	MONTH	2658.00	2200.00	1466.67	0.00	2000.00	2750.00	5020.00	2000.00
GOVT. ENGG. COLL. FEE I YEAR	MONTH	2068.00	1083.00	500.00	0.00	0.00	0.00	666.66	0.00
COACHING FEE FOR CLASS IX/X	P/ MONTH	1800.00	500.00	2500.00	700.00	800.00	1000.00	700.00	700.00
COACHING CHARGES FOR CLASS 1ST YEAR/INTER (SCIENCE)	P/ MONTH	2000.00	1000.00	4000.00	1000.00	900.00	2000.00	1000.00	700.00
COACHING CHARGES FOR CLASS 1ST YEAR/INTER (COMMERCE)	P/ MONTH	1800.00	600.00	3000.00	700.00	1000.00	1080.00	800.00	500.00
I.T. TUITION FEES	P/ MONTH	3000.00	2000.00	666.67	0.00	0.00	1750.00	2033.33	250.00
MBA TUITION FEES	P/ MONTH	8153.85	2500.00	2000.00	0.00	0.00	8200.00	2205.00	400.00
BREAD TANDOORI ST. SIZE	EACH	9.38	10.00	10.00	7.00	7.00	10.00	7.00	6.00
COOKED MUTTON (AV. HOTEL)	PLATE	136.15	137.50	150.00	120.00	130.00	200.00	100.00	80.00
COOKED BEEF (AV. HOTEL)	PLATE	80.38	72.50	70.00	80.00	50.00	125.00	100.00	50.00
COOKED DAL (AV. HOTEL)	PLATE	60.38	46.25	65.00	50.00	50.00	50.00	65.00	50.00
CHICKEN BIRYANI FULL/DOUBLE	PLATE	153.08	120.00	100.00	100.00	100.00	157.50	200.00	120.00
TEA PREPARED (ORDINARY)	CUP	21.54	20.00	25.00	25.00	25.00	20.00	22.50	20.00
HAIRCUT CHARGES FOR MEN	PICUT	79.23	75.00	100.00	50.00	50.00	70.00	100.00	60.00
BEAUTY PORL HAIR STYL CHARGE	P/STY.	457.69	225.00	250.00	150.00	100.00	175.00	375.00	250.00
SHAVING CHARGES	PER SHV	43.08	40.00	50.00	20.00	20.00	35.00	50.00	30.00
LIPSTICK S.MISS/MEDORA	EACH	120.00	120.00	120.00	120.00	120.00	100.00	120.00	90.00
NAIL POLISH S.MISS/MEDORA	EACH	110.00	70.00	95.00	110.00	110.00	85.00	80.00	50.00
PERFUME MED.SIZE MEDORA/BROACH	EACH	220.00	120.00	200.00	220.00	220.00	120.00	200.00	185.00
HAIR-OIL AMLA/CHAMBELI	BOTTLE	120.00	120.00	130.00	120.00	120.00	130.00	120.00	120.00
TOILET SOAP LUX 95 GRAMS	EACH	40.53	40.00	42.00	35.00	35.00	42.00	40.53	44.00
TOILET SOAP LIFEBOUY 140 GRM	EACH	37.00	37.00	45.00	36.00	36.00	37.00	37.00	37.00
TOILET SOAP SAFEGUARD BATH SIZE	EACH	46.00	46.00	46.00	48.00	48.00	46.00	46.00	46.00
TOOTHPASTE MACKLINES 70 GRM	EACH	50.00	50.00	50.00	50.00	50.00	50.00	50.00	50.00
TOOTHPAST MED SIZE CLGATE 70 GMS	EACH	60.67	65.00	65.00	60.00	60.00	65.00	70.00	65.00
TOOTHBRUSH SHIELD A/PLAQUE	EACH	35.00	35.00	40.00	35.00	40.00	45.00	40.00	35.00
TOOTHPOWDER DENTONIC 90 GRM	EACH	32.00	32.00	28.00	22.00	25.00	28.00	32.00	25.00
HAIR-COLOUR BEGIN (6 GMS)	EACH	100.00	110.00	100.00	110.00	100.00	100.00	110.00	90.00
HAIR COLOUR (KALAKOLA)	BOTTLE	130.00	130.00	130.00	130.00	130.00	130.00	130.00	130.00
FACECREAM PONDS (MEDIUM)	EACH	120.00	120.00	110.00	120.00	120.00	120.00	110.00	120.00
TALC POWDER VICE ROAY,B.CAT	EACH	145.00	130.00	130.00	150.00	160.00	150.00	150.00	145.00
BLADE TREET ORDINARY 10'S	PKT.	40.00	37.00	42.00	35.00	30.00	45.00	45.00	40.00
BLADE 7-O-CLOCK STAIN. 5'S	PKT.	35.00	30.00	35.00	30.00	32.00	38.00	35.00	35.00
SHAMPOO SUNSILK/PAINTIN 100 ML	BOTTLE	110.00	110.00	110.00	99.00	99.00	100.00	110.00	100.00
BEAUTY CREAM (FAIR & LOVELY)	EACH	115.00	75.00	185.00	185.00	185.00	185.00	180.00	185.00
HAIR REMOVING CREAM (EU-CREAM)	TUBE	65.00	65.00	65.00	65.00	65.00	65.00	65.00	65.00
GEL MEDIUM SIZE	BOTTLE	60.00	55.00	65.00	55.00	75.00	70.00	100.00	120.00
DISPOSABLE RAZOR GILLET-II	EACH	40.00	45.00	45.00	35.00	35.00	45.00	42.50	40.00
SHAVING CREAM TOUCH-ME/ADM.	EACH	65.00	60.00	70.00	55.00	60.00	55.00	65.00	60.00
GOLD TEZABI 24 CT	10 GM.	41665.00	44177.00	43000.00	43977.00	43977.00	44850.00	42860.00	44250.00
SILVER TEZABI 24 CT	10 GM.	620.00	638.00	700.00	625.00	625.00	650.00	642.00	730.00
ARTIFICIAL JEWELLARY SET	SET	1267.31	400.00	1700.00	375.00	500.00	600.00	1275.00	250.00
WRIST WATCH GENTS CITIZEN (ORIGINAL) ***	EACH	2861.54	3100.00	3750.00	2500.00	2600.00	2600.00	3050.00	2500.00
WRIST WATCH LADIES CITIZEN (ORIGINAL) ***	EACH	2861.54	3050.00	3750.00	2500.00	2600.00	2500.00	2550.00	2500.00
WALL CLOCK QUARTZ AV.QLTY	EACH	500.96	312.50	500.00	350.00	300.00	450.00	512.50	200.00
SUITCASE REXIN (24"x16"x6")	EACH	1688.46	800.00	1600.00	850.00	900.00	1550.00	1500.00	1300.00
TRUNK MEDIUM SIZE ***	EACH	1900.00	1075.00	3000.00	1100.00	1000.00	3125.00	1200.00	1200.00
PURSE LADIES (LEATHER) AVERAGE QUALITY	EACH	1738.46	475.00	1500.00	550.00	500.00	600.00	1000.00	400.00

7.11 Intercity Consumer Prices September, 2016

Description	Unit	Peshawar	Mardan	Abbott- abad	Bannu	D.I. Khan	Mingora
WHEAT	10 KG.	340.00	320.00	400.00	330.00	32.75	310.00
WHEAT FLOUR FINE/SUPERIOR.	KG.	42.83	41.00	50.00	40.00	37.75	41.00
WHEAT FLOUR AVG. QLTY	KG.	37.67	37.00	40.50	38.00	35.50	39.00
WHEAT FLOUR BAG	10 KG.	370.83	365.00	405.00	370.00	368.75	375.00
MAIDA	KG.	53.67	55.00	52.50	52.00	46.50	60.00
SUJI	KG.	57.83	52.50	55.00	50.00	48.00	60.00
BESAN AV. QLTY.	KG.	157.50	155.00	160.00	160.00	147.50	100.00
RICE BASMATI SUP. QLTY.	KG.	107.50	100.00	115.00	102.50	87.50	100.00
RICE BASMATI 385/386	KG.	96.67	95.00	85.00	92.50	80.50	60.00
RICE BASMATI BROKEN AV.QLTY	KG.	69.17	67.50	80.00	50.00	59.50	45.00
RICE IRRI-6 (SINDH/PUNJAB)	KG.	45.17	45.00	40.00	53.50	48.25	45.00
VERMICELLI	KG.	77.50	71.00	90.00	70.00	72.50	80.00
BREAD PLAIN MEDIUM SIZE	EACH	35.00	35.00	34.00	35.00	30.00	40.00
RUSK (PAPAY)	KG.	195.00	200.00	150.00	140.00	145.00	275.00
BISCUITS-PACKED	PKT	34.17	35.00	35.00	40.00	35.00	33.75
BISCUIT-BAKERY (LOOSE)	250 GM	69.58	67.50	50.00	58.75	55.00	65.00
CORNFLAKS FAUJI 225 GM.	PKT	207.00	207.00	190.00	120.00	159.00	170.00
SAMOSA (VEGATABLE)	EACH	7.50	8.00	10.00	17.50	10.00	10.00
PASTRY AV.QLTY.	EACH	23.33	25.00	17.50	20.00	25.00	20.00
PATTIES (VEGATABLES)	EACH	23.33	20.00	20.00	30.00	20.00	15.00
NIMCO	250 GM	49.17	65.00	45.00	50.00	47.50	50.00
CHIPS	250 GM	58.33	60.00	80.00	60.00	55.00	60.00
BEEF WITH BONE AV.QLTY.	KG	300.00	280.00	275.00	300.00	275.00	280.00
MUTTON AV.QLTY.	KG	650.00	600.00	525.00	510.00	575.00	500.00
CHICKEN FARM BROILER (LIVE)	KG	128.00	130.00	110.00	120.00	118.00	139.00
FISH-RAHU MEDIUM SIZE	KG	231.67	220.00	280.00	360.00	280.00	250.00
MILK FRESH (UNBOILED)	LTR.	85.00	80.00	85.00	80.00	72.50	100.00
CURD	KG.	98.33	100.00	95.00	87.50	77.50	110.00
MILK TETRA PACK 1/2 LTR.	PKT.	60.00	60.00	59.00	58.00	58.00	55.00
LACTOGEN 400 GRAMS	PKT.	425.00	435.00	435.00	430.00	438.00	435.00
POWDER MILK NIDO 400GM.	PKT	380.00	380.00	380.00	380.00	380.00	390.00
MILK POWDER LOOSE/PACKED	KG.	483.33	400.00	520.00	540.00	430.00	390.00
BUTTER LOCAL PACKED	50 GM.	25.00	60.00	25.00	42.50	32.50	25.00
EGGS FARM	DOZ	100.00	110.00	104.00	96.25	90.00	110.00
MUSTARD OIL AV.QLTY.	KG.	220.00	240.00	240.00	190.00	190.00	200.00
COOKING OIL (DALDA)	2.5LTR	445.00	455.00	445.00	475.00	438.75	520.00
COOKING OIL (PAKWAN) OTHER BRAND SPECIFY	2.5 LTR	390.00	350.00	410.00	420.00	440.00	300.00
VEGETABLE GHEE TIN	2.5KG.	443.33	440.00	440.00	470.00	405.00	430.00
VEGETABLE GHEE (LOOSE)	KG.	152.50	155.00	140.00	155.00	151.50	160.00
DATES AV.QLTY.	KG.	180.00	170.00	170.00	167.50	157.50	155.00
PISTACHIO AV.QLTY.	50 GM.	74.17	80.00	100.00	85.00	60.00	110.00
ALMONDS WHOLE AV.QLTY.	KG.	688.33	650.00	450.00	650.00	417.50	500.00
COCONUT DRY AV.QLTY.	KG.	256.67	240.00	255.00	310.00	300.00	200.00
RAISINS AV.QLTY.	50 GM.	19.17	20.00	20.00	13.50	14.75	25.00
GROUNDNUTS (WITH SHELL)	KG.	165.00	155.00	180.00	145.00	138.75	180.00
MALTA/MOSAMBI	DOZ	0.00	0.00	0.00	0.00	0.00	0.00
KINNU	DOZ	0.00	0.00	0.00	0.00	0.00	0.00
APPLE	KG	116.67	135.00	90.00	85.00	92.50	110.00
ALOO BUKHARA	KG	0.00	0.00	0.00	0.00	0.00	0.00
POMEGRANATE (ANNAR)	KG	0.00	150.00	0.00	250.00	145.00	0.00
GRAPES	KG	120.00	100.00	110.00	107.50	135.00	100.00
BANANAS	DOZ	78.33	70.00	80.00	62.50	67.50	80.00
MANGO KALMI	KG	128.33	100.00	0.00	135.00	142.50	120.00
GUAVA	KG	116.67	60.00	60.00	60.00	90.00	95.00
WATERMELON (TURBOOZ)	KG	0.00	0.00	0.00	0.00	0.00	0.00
MUSKMELON (KHARBOOZA)	KG	0.00	0.00	0.00	0.00	0.00	0.00
SWEETMELON (GARMA)	KG	61.67	70.00	60.00	42.50	50.00	70.00
PULSE MASOOR (WHOLE)	KG.	142.50	140.00	150.00	140.00	118.75	130.00
PULSE MASOOR (WASHED)	KG.	142.50	150.00	150.00	137.50	137.50	140.00
PULSE MOONG (WASHED)	KG.	133.33	140.00	147.50	125.00	152.50	125.00
PULSE MASH (WASHED)	KG.	255.83	260.00	275.00	260.00	265.00	235.00
PULSE GRAM	KG.	150.00	150.00	155.00	150.00	145.00	150.00
GRAM WHOLE BLACK AV QLTY.	KG.	130.00	150.00	137.50	105.00	76.25	120.00

Contd.

7.11 Intercity Consumer Prices September, 2016

Description	Unit	Peshawar	Mardan	Abbott- abad	Bannu	D.I. Khan	Mingora
GRAM WHOLE YELLOW AV.QLTY	KG.	188.33	185.00	200.00	140.00	160.00	170.00
BEANS (LAL LOBIA)	KG.	118.33	105.00	125.00	120.00	125.00	125.00
POTATOES	KG	32.33	30.00	30.00	30.00	21.00	30.00
ONION	KG	43.33	40.00	40.00	30.00	22.50	30.00
TURNIP	KG	0.00	0.00	0.00	0.00	0.00	0.00
RADISH	KG	0.00	0.00	30.00	20.00	11.00	0.00
TOMATOES	KG	55.00	40.00	40.00	60.00	50.00	40.00
CABBAGE	KG	0.00	0.00	0.00	0.00	0.00	0.00
CAULIFLOWER	KG	0.00	0.00	0.00	0.00	0.00	0.00
BRINJAL	KG	35.00	35.00	40.00	35.00	27.50	40.00
PUMPKIN	KG	0.00	0.00	0.00	0.00	0.00	0.00
BOTTLEGOURD	KG	50.00	40.00	50.00	30.00	0.00	40.00
LADY FINGER	KG	60.00	60.00	50.00	60.00	72.50	50.00
PEAS	KG	0.00	0.00	0.00	0.00	0.00	0.00
SPINACH	KG	32.50	40.00	30.00	20.00	23.75	40.00
TINDA	KG	56.67	50.00	60.00	40.00	32.50	70.00
TURAI	KG	65.00	30.00	60.00	50.00	42.50	70.00
KARAILA	KG	48.33	50.00	60.00	63.75	52.50	80.00
ARVI	KG	58.33	60.00	50.00	65.00	50.00	60.00
CHILLIES GREEN	KG	76.67	100.00	90.00	120.00	85.00	80.00
CARROT	KG	0.00	0.00	0.00	0.00	0.00	0.00
COCUMBER (KHEERA)	KG	70.00	60.00	50.00	60.00	45.00	50.00
LEMON	250GM	43.33	35.00	50.00	40.00	27.50	30.00
SUGAR REFINED	KG.	72.00	72.00	72.00	70.50	71.00	75.00
GUR AV.QLTY	KG.	95.00	85.00	100.00	100.00	77.00	97.50
HONEY LANGANESE 500 GM.	BOTTLE	850.00	840.00	1300.00	750.00	800.00	500.00
MILO 200 GM.	BOTTLE	216.67	220.00	282.50	200.00	220.00	200.00
CUSTARD POWDER RAFHAN 300 GM.	PKT	76.67	75.00	80.00	85.00	80.00	80.00
TOFFEE (HILAL)	EACH	1.67	2.00	1.00	1.00	1.00	1.00
CHOWKELATE CANDY (SMALL SIZE)	EACH	5.00	5.00	5.00	5.00	5.00	5.00
SWEETMEAT (MIXED)	KG	260.00	260.00	240.00	185.00	247.50	260.00
ICE CREAM WALLS	CUP.	40.00	40.00	40.00	40.00	40.00	40.00
ICE	KG	11.67	10.00	10.00	13.50	10.00	15.00
JAM AHMED/MITCHELLES	BOTTLE	130.00	130.00	140.00	110.00	140.00	127.50
SQUASH-MITCHELLES	BOTTLE	163.33	165.00	160.00	150.00	160.00	165.00
ROOH AFZA	BOTTLE	160.00	160.00	150.00	160.00	157.50	160.00
JAM-E-SHIREEN	BOTTLE	166.67	170.00	165.00	160.00	163.75	160.00
SAUNF	50 GM	18.33	17.50	15.00	15.00	10.00	10.00
CINAMON LOOSE AV. QLTY	50 GM.	22.50	20.00	30.00	30.00	20.00	20.00
CUMINSEED WHITE NATIONAL	50 GM.	53.33	54.00	48.00	50.00	52.00	50.00
PEPPER BLACK NATIONAL	50 GM.	100.00	96.00	100.00	96.00	100.00	96.00
CLOVES LOOSE AV.QLTY	50 GM.	101.67	100.00	80.00	110.00	60.00	85.00
CARDAMOM LARGE LOOSE AV.QLTY	50 GM.	166.67	180.00	120.00	90.00	70.00	85.00
CARDAMOM SMALL AV.QLTY	50 GM.	115.00	110.00	150.00	120.00	66.50	90.00
SALT-POWDERED (LAHORI) LOOSE	KG.	10.00	10.00	10.00	10.00	5.00	15.00
SALT POWDERED (NATIONAL/SHAN)	PKT	25.00	25.00	25.00	20.00	25.00	20.00
CHILLIES POWD.NATIONAL 200GM	PKT	105.00	105.00	105.00	105.00	105.00	116.00
CHILLIES POWDER LOOS	KG.	260.00	240.00	320.00	280.00	237.50	250.00
CORRIANDER SEED POWD.NATIONAL	PKT	104.00	104.00	105.00	104.00	58.00	116.00
CORRIANDER SEED (LOOSE)	KG.	273.33	240.00	320.00	280.00	200.00	235.00
TURMERIC POWD.NATIONAL 50GM	PKT.	35.00	35.00	38.00	35.00	35.00	39.00
CURRY POWD. NATIONAL 200 GM	PKT.	87.00	87.00	87.00	87.00	92.50	87.00
TOMATO KETCHUP AHMED/MITCHL	BOTTLE	106.67	105.00	80.00	70.00	95.00	105.00
PICKLES AHMED/MITCHELLES	BOTTLE	126.67	120.00	100.00	100.00	92.50	110.00
VINEGAR SYNTHETIC (SIRKA)	BOTTLE	79.17	65.00	70.00	40.00	60.00	100.00
GARLIC	KG	283.33	300.00	280.00	300.00	145.00	300.00
GINGER	KG	186.67	150.00	150.00	260.00	210.00	200.00
TAPAL DANEDAR TEA 200GM PACKET	PKT	157.89	157.89	150.00	158.00	175.00	140.00
TEA LIPTON YELLOW LABEL 200GM.	PKT.	157.89	157.89	150.00	157.89	157.00	150.00
TEA LOOSE KENYA AV.QLTY 250GM.	PKT.	155.00	155.00	180.00	145.00	127.50	140.00
COFFEE-NESCAFE 75 GM. **	BOTTLE	300.00	300.00	350.00	290.00	350.00	360.00
COLD DRINK (STANDARD SIZ)	BOTTLE	26.67	30.00	25.00	25.00	25.00	25.00
FRUIT JUICE TETRA PACK	PKT.	15.00	15.00	25.00	17.50	20.00	30.00

Contd.

7.11 Intercity Consumer Prices September, 2016

Description	Unit	Peshawar	Mardan	Abbott- abad	Bannu	D.I. Khan	Mingora
MINERAL WATER NESTLE 1.5 LTR	BOTTLE	46.67	50.00	50.00	50.00	50.00	50.00
CIGARETTES K-2 10'S **	PKT	70.00	70.00	45.00	60.00	50.00	60.00
CIGARETTES CAPSTAN 10'S **	PKT	66.67	70.00	70.00	70.00	70.00	70.00
CIGARETTES GOLD LEAF 20'S	PKT	140.00	140.00	130.00	130.00	130.00	130.00
CIGARETTES MORVEN GOLD 20'S	PKT	70.00	70.00	70.00	70.00	60.00	70.00
BETEL LEAVES	50GM.	80.00	80.00	110.00	80.00	50.00	60.00
BETEL NUTS	KG.	500.00	500.00	400.00	300.00	280.00	400.00
LONG CLOTH 57" GUL AHMED/AL-KARAM	METER	300.00	300.00	250.00	180.00	227.50	320.00
SHIRTING AV.QLTY.	METER	283.33	325.00	225.00	150.00	150.00	175.00
PANT CLOTH W & WEAR AV.QLTY	METER	375.00	362.50	400.00	690.00	265.00	650.00
LAWN PRINTED GUL AHMED/AL-KARAM	METER	360.00	380.00	460.00	192.50	260.00	185.00
GEORGETTE AV.QLTY	METER	110.00	110.00	250.00	100.00	90.00	115.00
LINEN AV.QLTY ***	METER	155.00	175.00	150.00	148.75	80.00	145.00
HEAVY WT SUITING LAWERNCPUR AVG QLTY	METER	2503.33	2250.00	1850.00	900.00	750.00	1550.00
HEAVY WT SUITING LAWERNCPUR SUP QLTY	METER	2726.67	2500.00	1850.00	1050.00	1200.00	1850.00
TROPICAL SUITING LAW.PUR	METER	1553.33	1600.00	1250.00	700.00	750.00	1300.00
PANT BOY 24"/26" LENGTH.	EACH	457.50	350.00	370.00	750.00	311.25	375.00
SHIRT BOY 24"/26" LENGTH	EACH	360.00	250.00	300.00	350.00	250.00	325.00
SCHOOL UNI. PANT,SHIRT BOYS	SUIT	771.67	625.00	620.00	737.50	481.25	705.00
SCHOOL UNI. KAMEEZ,SHAL.BOYS	SUIT	730.00	575.00	800.00	695.00	450.00	475.00
SCHOOL UNI. KAMEEZ,SHAL.GIRL	SUIT	763.33	775.00	700.00	700.00	500.00	650.00
FROCK W/WEAR GIRLS	EACH	1075.00	1150.00	1100.00	925.00	680.00	550.00
AWAMI-SUIT W & W(BOY) 24"/26	SUIT	1013.33	950.00	1200.00	850.00	600.00	615.00
AWAMI-SUIT W&W (GENTS)AV.QLTY	SUIT	1683.33	1550.00	1900.00	1900.00	925.00	1300.00
PULLOVER GENTS OXFORD/BON.	EACH	3190.00	3187.50	3790.00	3400.00	2400.00	2750.00
PULLOVER LADIES OXFORD/BON.	EACH	3190.00	2800.00	3790.00	3250.00	2400.00	2750.00
PULLOVER (GENTS) OTHERS A.QTY	EACH	1066.67	1100.00	1950.00	1475.00	825.00	1925.00
SECOND-HAND COAT FOR MEN	EACH	625.00	650.00	400.00	400.00	225.00	650.00
SECONDHAND SWEETER FOR MEN DUP QLTY	EACH	758.33	1100.00	425.00	300.00	250.00	550.00
SECONDHAND WINTER JACKET	EACH	808.33	1100.00	525.00	275.00	225.00	875.00
UNDERWEAR AV.QLTY MEDIUM SIZE	EACH	115.00	90.00	220.00	95.00	70.00	130.00
VEST FOR MEN AV.QLTY.	EACH	130.00	110.00	120.00	87.50	70.00	110.00
VEST/SHAMEEZ (WOMEN) AVG. QLTY	EACH	151.67	110.00	200.00	137.50	110.00	95.00
SOCKS NYLON (PAKISTANI)	PAIR	76.67	100.00	100.00	65.00	50.00	55.00
BRASSIER AV.QLTY.	EACH	130.00	120.00	80.00	162.50	85.00	110.00
BRASSIER SUP QLTY	EACH	266.67	190.00	250.00	255.00	110.00	210.00
DOPATTA GEORGETTE AV.QLTY.	EACH	250.00	250.00	300.00	260.00	250.00	350.00
DOPATTA COTTON AV GLTY	EACH	208.33	225.00	250.00	275.00	230.00	255.00
CHADDAR (W/WEAR) (2x2.5 MTR)	EACH	1050.00	950.00	600.00	472.50	337.50	800.00
LUNGI/DHOTI(COTTON) AVG. QLTY	EACH	291.67	300.00	350.00	425.00	230.00	210.00
HANDKERCHIEF AVG. QLTY PAK	EACH	27.50	30.00	40.00	20.00	42.50	27.50
HANDKERCHIEF SUP. QLTY PAK	EACH	50.00	40.00	50.00	40.00	50.00	50.00
GLOVES AV QLTY	PAIR	103.33	100.00	100.00	55.00	60.00	55.00
AZARBAND COTTON AVG. QLTY	EACH	30.00	30.00	12.50	20.00	11.00	10.00
SEWING THREAD/REEL(ASLI PARI)	EACH	8.50	8.50	7.00	5.00	5.00	5.00
WASHING CHARGES PAINT & SHIRT	SUIT	216.67	100.00	60.00	80.00	80.00	100.00
DRY CLEANING SUIT COAT PANT	SUIT	450.00	315.00	400.00	250.00	180.00	450.00
WASHING CH. (KAMIZ-SHALWAR)	PAIR	73.33	80.00	50.00	80.00	35.00	60.00
TAILORING SHIRT	EACH	500.00	525.00	400.00	325.00	265.00	500.00
TAILORING CHARGES PANT (MEN)	EACH	1383.33	800.00	775.00	1050.00	550.00	950.00
TAILORING COAT-PANT SUIT	SUIT	5733.33	4800.00	4500.00	2950.00	2500.00	4400.00
TAILORING AWAMI-SUIT (MALE)	SUIT	641.67	625.00	575.00	550.00	575.00	550.00
TAILORING SUIT FEMALE	SUIT	558.33	550.00	425.00	475.00	412.50	650.00
GENTS SHOES PAUL BATA	PAIR	1199.00	1199.00	1199.00	1199.00	1199.00	1199.00
GENTS SANDAL BATA	PAIR	699.00	699.00	699.00	699.00	699.00	699.00
GENTS SPOUNG CHAPPAL BATA	PAIR	179.00	179.00	179.00	179.00	179.00	179.00
LADIES SANDAL BATA	PAIR	499.00	499.00	499.00	499.00	499.00	499.00
LADIES SPOUNG CHAPPAL BATA	PAIR	179.00	179.00	179.00	179.00	179.00	179.00
CHILD SHOE POWER LITE BATA	PAIR	599.00	599.00	599.00	599.00	599.00	599.00
GENTS SHOE, ART 1109 SERVICE	PAIR	999.00	999.00	999.00	999.00	999.00	999.00
NYLON JOGGER 27 SIZE 2-5 ***	PAIR	1299.00	1299.00	1299.00	1299.00	1299.00	1299.00
CHINA FOOT WEAR AV. QLTY (MALE) *	PAIR	983.33	950.00	1200.00	925.00	750.00	1350.00
CHINA FOOT WEAR AV. QLTY (FEMALE) *	PAIR	850.00	875.00	600.00	800.00	475.00	512.50

Contd.

7.11 Intercity Consumer Prices September, 2016

Description	Unit	Peshawar	Mardan	Abbott- abad	Bannu	D.I. Khan	Mingora
CHINA FOOT WEAR AV. QLTY (CHILDREN) *	PAIR	566.67	575.00	500.00	475.00	325.00	475.00
SHOE REPAIR HALF SOLE	PAIR	136.67	110.00	100.00	87.50	95.00	210.00
SHOES POLISH CHARGES AVERAGE SHOP	PAIR	20.00	20.00	20.00	20.00	16.25	20.00
HOUSE RENT (combined)	MONTH	7775.00	3537.00	8589.00	3991.00	5336.00	3705.00
rent 2	pm	7775.00	3537.00	8589.00	3991.00	5336.00	3705.00
RENT3	PM	7775.00	3537.00	8589.00	3991.00	5336.00	3705.00
RENT4	PM	7775.00	3537.00	8589.00	3991.00	5336.00	3705.00
RENT5	PM	7775.00	3537.00	8589.00	3991.00	5336.00	3705.00
RENT6	PM	7775.00	3537.00	8589.00	3991.00	5336.00	3705.00
SYNTHETIC ENEMAL ROBIALAC BALTI 3.64 LTR.	EACH	1833.33	1650.00	1950.00	1820.00	2000.00	2250.00
SYNTHETIC ENEMAL ICI BALTI 3.64 LTR.	EACH	1873.33	1900.00	1850.00	1830.00	1989.00	2160.00
CEMENT (LOCAL) SPECIFY BRAND NAME	BAG	530.00	525.00	540.00	540.00	520.00	535.00
BRICKS (NEW) IST CLASS	P/1000	8500.00	8100.00	9250.00	6900.00	5875.00	10400.00
CEMENT BLOCKS (6"x8"x12")	P/100	2900.00	3000.00	2350.00	2200.00	2650.00	3475.00
BAJREE	100CFT	3300.00	3000.00	3800.00	1800.00	2875.00	2750.00
SAND (BLACK PIT SAND)	K100CFT	2066.67	1700.00	2450.00	1475.00	1450.00	3100.00
TIMBER SHESHAM LOG IST QUALITY	cubmt.	57286.67	60027.00	0.00	36000.00	32700.00	0.00
IRON BAR (M.S. BAR) 1/2"	P/TON	60450.00	60000.00	64000.00	61500.00	58200.00	60000.00
CARPENTER WAGE RATE	P/DAY	783.33	800.00	800.00	975.00	950.00	1000.00
MASON (RAJ) WAGE RATE	P/DAY	1000.00	900.00	800.00	1200.00	950.00	1000.00
UNSKILLED LABOUR WAGE RATE	P/DAY	500.00	425.00	600.00	575.00	475.00	600.00
PLUMBER WAGE RSTE	P/DAY	1200.00	1250.00	0.00	850.00	900.00	1000.00
ELECTICIAN WAGE RATE PER DAY **	P/DAY	916.67	950.00	0.00	700.00	900.00	1000.00
ELECTICIAN WAGE RATE PER POINT **	P/PNT	100.00	100.00	250.00	92.50	70.00	155.00
WATER CHARGES PER HOUSE	P/MONTH	150.00	120.00	175.00	200.00	100.00	130.00
ELECT.CHARGES UPTO 50 UNITS	P/UNIT	2.00	2.00	2.00	2.00	2.00	2.00
ELECT.CHARGES 01 - 100 UNIT	P/UNIT	6.18	6.18	6.18	6.18	6.18	6.18
ELECT.CHARGES 101 - 300 UNIT	P/UNIT	9.54	9.54	9.54	9.54	9.54	9.54
ELECT.CHARGES 301 - 1000 UNIT	P/UNIT	16.39	16.39	16.39	16.39	16.39	16.39
ELECT.CHARGES ABOVE 1000 UNIT	P/UNIT	18.39	18.39	18.39	18.39	18.39	18.39
ELEC	PM	10.50	10.50	10.50	10.50	10.50	10.50
GAS CHRg upto 3.3719 MMBUT	MMBTU	128.70	128.70	128.70	128.70	0.00	128.70
GAS CHRg 3.3719 - 6.7438 MMBUT	MMBTU	257.40	257.40	257.40	257.40	0.00	257.40
GAS CHRg 6.7438 - 10.1157 MMBUT	MMBTU	257.40	257.40	257.40	257.40	0.00	257.40
GAS CHRg10.1157 - 13.4876 MMBUT	MMBTU	702.00	702.00	702.00	702.00	0.00	702.00
GAS	PM	702.00	702.00	702.00	702.00	0.00	702.00
GAS	PM	409.50	409.50	409.50	409.50	0.00	409.50
KEROSENE OIL	LTR	75.00	77.50	80.00	85.00	72.50	95.00
FIREWOOD WHOLE	40 KG.	691.67	525.00	400.00	490.00	350.00	550.00
CHAIR SHESHAM WOOD WITH ARMS **	EACH	1800.00	1850.00	2000.00	1100.00	2550.00	1450.00
CHAIR PLASTIC (CHAIRMAN) AVERAGE QUALITY	EACH	1183.33	1200.00	940.00	667.50	800.00	900.00
TABLE SHESHAM WOOD (4X2X5") ***	EACH	6416.67	6000.00	7000.00	6700.00	4500.00	5000.00
SOFASET WOODEN WITH FOAM SEAT **	SET	22333.33	17000.00	17000.00	15250.00	18000.00	21000.00
COT IRON (WITH NIWAR)AV.QLTY.	EACH	2100.00	2100.00	2700.00	2200.00	2300.00	2000.00
ALMIRAH (STEEL) 6'X3' 20 GUAGE	EACH	9166.67	9000.00	14750.00	9350.00	9300.00	9000.00
DINNING TABLE 6 CHAIRS A.QLTY	SET	27166.67	27500.00	35000.00	11750.00	17000.00	22500.00
SINGLE BED WITHOUT FOAM MED.	EACH	6916.67	6250.00	7000.00	3650.00	5700.00	4750.00
MATRESS SINGLE(4"THICK)	EACH	4683.33	4700.00	4600.00	4550.00	3350.00	5560.00
FARSHI DARI 12'X9' AV.QLTY	EACH	1266.67	1150.00	1300.00	1450.00	1100.00	1550.00
DARI COTTON (6'x2 1/2') AV.QL	EACH	300.00	225.00	300.00	465.00	400.00	1175.00
CARPET PLAIN AV. QLTY	SQFT.	40.00	45.00	55.00	44.50	35.00	42.50
QUILT (LIHAF) 3 KG. COTTON	EACH	1033.33	1050.00	1100.00	900.00	600.00	650.00
BLANKET (90" x 54")	EACH	3083.33	2300.00	3500.00	3000.00	2900.00	5250.00
BEDSHEET SINGLE BED SUP.QLTY	EACH	866.67	800.00	900.00	520.00	500.00	700.00
BED SHEET DOUBLE WITH TWO PILLOW COVERS SUP QLTY	SET	1650.00	1500.00	2000.00	1375.00	1075.00	1500.00
TOWEL(3'x2') AV. QALTY	EACH	325.00	225.00	350.00	300.00	275.00	250.00
CEILING FAN 48" SUPER QLTY **	EACH	3083.33	3000.00	3000.00	3600.00	3250.00	2950.00
PEDESTAL FAN 22" SUPER QLTY	EACH	4600.00	4250.00	4500.00	4762.50	4730.00	3550.00
REFG. DAWLENCE 10 CFT. D.DOOR	EACH	30083.33	28000.00	30000.00	36000.00	33500.00	28750.00
D-FREEZER WAVES 8 CFT.	EACH	29083.33	30000.00	39500.00	40000.00	29000.00	30500.00
AIRCONDITIONER 1.5 TON PEL	EACH	40000.00	41000.00	39500.00	46250.00	44000.00	44000.00
SPLIT AIR CONDITIONER 1.5 TON (SPECIFY BRAND NAME)	EACH	43666.67	44000.00	42000.00	45000.00	41250.00	47000.00
AIRCOOLER SUPER ASIA	EACH	15466.67	15000.00	13750.00	11250.00	14900.00	9750.00

Contd.

7.11 Intercity Consumer Prices September, 2016

Description	Unit	Peshawar	Mardan	Abbott- abad	Bannu	D.I. Khan	Mingora
WASHING MACHINE SINGER	EACH	15566.67	17000.00	16000.00	14700.00	14700.00	14700.00
SEWING MACHINE(SINGER)	EACH	7200.00	7200.00	6095.00	5910.00	5000.00	6095.00
GIZER LARGE SIZE 30 GALLON CAPACITY SUP QLTY	EACH	20766.67	22900.00	16200.00	15200.00	17537.50	16500.00
GAS BURNER DOUBLE SPFY.BRAND	EACH	3183.33	2975.00	3500.00	2695.00	2100.00	1412.50
ELECT. IRON PHILIPS MDL.1120	EACH	3533.33	3200.00	3100.00	1500.00	1375.00	1500.00
ELECTRIC JUICER FOR APPLE	EACH	5300.00	4500.00	3200.00	4800.00	3625.00	1700.00
S.STEEL DEGHCHI MEDIUM SIZE ***	EACH	788.33	725.00	650.00	590.00	500.00	600.00
ALUMINIUM COOKING PAN (DEGCHI) MED SIZE	EACH	683.33	625.00	550.00	585.00	425.00	750.00
NON STICK COOKING PAN (DEGCHI) SUP. QLTY	EACH	1158.33	900.00	600.00	570.00	525.00	750.00
FRYING PAN STEEL AVG. QLTY MED. SIZE	EACH	450.00	350.00	350.00	470.00	352.50	275.00
TAWA IORN (MEDIUM SIZE) AVG. QLTY	EACH	391.67	375.00	500.00	600.00	355.00	325.00
S.STEEL PLATE A.QLTY.(M.SIZE)	EACH	72.50	65.00	77.50	65.00	55.00	72.50
TABLE SPOON S.STEEL SUP.QLTY.	DOZEN	483.33	250.00	475.00	505.00	265.00	550.00
WATER SET JUG+6 GLASSES (OMROC)	SET	533.33	475.00	425.00	487.50	512.50	450.00
TEA SET PAK. CHINAWARE 21 PCS.	SET	2566.67	2100.00	2100.00	1500.00	1550.00	2650.00
DINNER SET PLASTIC 72 PIECES SUPERIOR QLTY	SET	8583.33	8000.00	6000.00	4350.00	3250.00	3750.00
HOTPOT SET PLASTIC 3 PCS.	SET	1233.33	1150.00	2000.00	1590.00	1025.00	1725.00
BUCKET(BALTI) PLASTIC MED.SIZ	EACH	366.67	325.00	337.50	465.00	290.00	275.00
LOTA PLASTIC (MED SIZE) AVERAGE QUALITY	EACH	55.00	45.00	55.00	40.00	38.75	65.00
PRESURE COOKER 4 LTR.	EACH	1350.00	1100.00	975.00	1500.00	1375.00	1450.00
WATER COOLER 9/10 LTR.PLASTIC ***	EACH	500.00	475.00	725.00	450.00	600.00	475.00
THERMOS STARVAC 1 LTR	EACH	483.33	462.50	500.00	550.00	500.00	675.00
BULB PHILIPS 100-WATTS	EACH	40.00	40.00	27.50	30.00	30.00	37.50
TUBE LIGHT PHILIPS 40 WATTS	EACH	100.00	100.00	105.00	95.00	125.00	100.00
ELECTRIC BLUBS "0" WATTE LOCAL	EACH	20.00	20.00	25.00	20.00	22.50	20.00
ELECTRIC BLUB ENERGY SAVER 14 WATTS	EACH	170.00	170.00	162.50	160.00	170.00	200.00
WASHING SOAP 250 GMS SPECIFY BRAND NAME	EACH	40.00	40.00	40.00	37.00	37.50	27.50
SURF EXCEL 400 GMS POLY BAG	EACH	125.00	125.00	127.50	120.00	111.25	130.00
WASHING POWDER 1000 GRM	EACH	150.00	185.00	185.00	160.00	185.00	185.00
WASHING POWDER (WHEEL/ BONUS) 100 GRAMS	EACH	90.00	90.00	90.00	100.00	105.00	90.00
CLEANSER POWDER VIM 1000 GM	PKT.	78.33	75.00	75.00	75.00	72.50	60.00
FINIS 500 ML	BOTTLE	170.00	170.00	182.50	140.00	110.00	110.00
PHNYLE TYPHONE/FINIS/CARRANITE 3 LITRES	BOTTLE	150.00	165.00	165.00	137.50	125.00	130.00
HARPIC	BOTTLE	150.00	150.00	150.00	145.00	142.50	125.00
BOOT POLISH CHERRY/KIWI 50ML	EACH	103.33	105.00	100.00	100.00	90.00	100.00
ROBIN BLUE (35 GRAMS)	PKT.	53.33	55.00	45.00	40.00	28.00	30.00
TISSU PAPER PERFUMED 100 PCS.	PKT	108.33	110.00	105.00	95.00	102.50	90.00
TOILET PAPER ROLL (R.PETEL)	P/ROLL	40.00	40.00	40.00	35.00	35.00	27.50
BOOT POLISH LIQUID CHEERY BLOSSOM KIWI 75 ML	BOTTLE	135.00	135.00	130.00	120.00	137.50	117.00
MATCH BOX SMALL	EACH	2.00	2.00	2.00	2.50	1.00	1.00
DRY CELL 1.5 VOLT(LOCAL)	EACH	33.33	30.00	15.00	25.00	20.00	20.00
HAND STITCHING NEEDLE M.SIZE	PACKET	5.83	6.00	10.00	6.00	6.00	5.00
SEWING MACHINE NEEDLE (SINGER)	EACH	5.83	6.00	5.00	5.00	5.00	5.00
HOUSEHOLD SERVANT FEMALE P/T	P/MNTH	1516.67	1200.00	3000.00	1625.00	2750.00	3500.00
MARRIAGE HALL WITH FURNITURE	P/HEAD	233.33	225.00	200.00	90.00	100.00	60.00
SEPTRAN TABLETS	10TAB.	15.00	19.30	16.00	18.00	16.00	20.00
BRUFEN TABS 200-MG.	10TAB.	10.67	10.00	10.00	10.00	10.00	15.00
PANADOL TAB. EXTRA/PLAIN	10TAB.	12.00	12.00	12.00	13.00	12.00	15.00
DISPRIN TAB.	10TAB.	12.00	12.00	15.00	13.00	12.00	11.00
TRISIL TAB.	10 TAB	10.00	10.00	10.00	10.00	10.00	10.00
FLAGYL TAB. 200 MG.	10TAB.	15.00	10.00	10.00	10.00	10.00	10.00
VENTOLIN TAB. 2MG.	10TAB.	10.00	10.00	10.00	10.00	9.67	10.00
DAONIL TAB. 5 MG.	10TAB.	17.00	17.00	16.30	17.00	16.80	17.00
ENTOX TAB.	10TAB.	10.00	10.00	10.00	10.00	10.00	10.00
RENITEC TAB. 5 MG.	10TAB.	58.50	59.00	58.00	59.00	50.53	58.50
CAC. 1000 TAB	BOTTLE	122.00	122.00	122.00	122.00	122.00	122.00
AMOXIL CAPSOLE 250 MG.S	10CAP.	35.33	35.00	36.00	35.00	36.00	35.00
CALCIUM SYRUP SANDOZ	BOTTLE	64.00	64.00	64.00	64.00	64.00	64.00
LEDERPLEX SYRUP	BOTTLE	52.00	52.00	35.00	35.00	52.74	53.00
SANCOS SYRUP (50 ML.)	BOTTLE	30.00	30.00	30.00	30.00	30.00	30.00
PHENERGAN SYRUP 120 ML.	BOTTLE	33.00	33.00	33.00	34.00	33.00	33.00
CALPOL SYRUP 60 ML.	BOTTLE	28.00	28.00	28.00	28.00	28.00	28.00
HYDRYLLIN SYRUP 120 ML.	BOTTLE	65.00	65.00	65.00	65.00	65.00	65.00

Contd.

7.11 Intercity Consumer Prices September, 2016

Description	Unit	Peshawar	Mardan	Abbott- abad	Bannu	D.I. Khan	Mingora
POLYFAX EYE OINTMENT	TUBE	21.00	21.00	21.00	23.00	21.75	21.00
BETNESOL EYE DROPS	BOTTLE	33.89	33.89	34.00	33.89	33.89	34.00
EAR DROPS (CARDISPORINE) ***	BOTTLE	25.00	25.00	21.00	25.00	21.00	21.00
BETNOVATE-N OINTMENT 5 GMS	TUBE	17.00	16.00	16.00	16.00	16.00	16.00
BURNOL CREAM 30 GRM	TUBE	0.00	0.00	0.00	0.00	0.00	0.00
VICKS VAPORUB/BALM	BOTTLE	36.00	36.00	36.00	36.00	36.00	36.00
GLYCRINE SMALL BOTTLE	BOTTLE	23.33	30.00	30.00	32.00	18.00	30.00
JOUHAR JOSHANDA	PKT.	7.83	8.00	8.00	8.00	8.00	10.00
GALXOS-D (450 GRMS)	PKT.	157.33	157.50	151.88	140.00	150.00	165.00
GRIPE-WATER WOODWARDS	BOTTLE	55.00	55.00	52.50	55.00	55.00	55.00
SANIPLAST ONE PUTTY	EACH	2.00	2.00	2.00	2.00	2.00	2.00
O.R.S. (NIMCOL)	PKT.	17.00	17.00	17.00	17.00	15.00	15.00
DETTOL (MEDIUM)	BOTTLE	56.00	46.80	46.80	46.80	48.00	55.00
COTTON BANDAGE 2" - 4"	EACH	9.00	9.00	15.00	10.00	5.50	4.00
THERMOMETER CHINA	EACH	41.33	40.00	70.00	40.00	45.00	40.00
DOCTOR (MBBS) CLINIC FEE	P/PAT.	266.67	250.00	350.00	150.00	250.00	350.00
URINE TEST (DR) CHARGES	P/TEST	100.00	100.00	100.00	100.00	120.00	100.00
BLOOD TEST (CP) CHARGES	P/TEST	200.00	200.00	287.50	175.00	130.00	250.00
SUGAR TEST (RANDOM/FASTING BOTH) CHARGES	P/TEST	200.00	200.00	100.00	140.00	140.00	100.00
ECG CHARGES	P/TEST	183.33	150.00	250.00	250.00	300.00	150.00
X-RAY (CHEST) CHARGES	P/X-RAY	283.33	300.00	250.00	225.00	300.00	180.00
CAR SUZUKI 800 CC (W/O. A/C)	EACH	714000.00	693000.00	645000.00	0.00	662000.00	0.00
CAR SUZUKI 1000 CC	EACH	1200200.00	1119000.00	1105000.00	0.00	1097000.00	0.00
CAR TOYOTA 1300 CC	EACH	1703000.00	1703000.00	1840000.00	0.00	1772000.00	0.00
CAR HONDA CIVIC	EACH	2679000.00	2679000.00	2520000.00	0.00	0.00	0.00
MOTORCYCLE HONDA CD-70.	EACH	63500.00	63500.00	63500.00	63500.00	63875.00	63500.00
MOTORCYCLE YAMAHA 100CC.	EACH	80000.00	80000.00	79300.00	79000.00	79300.00	0.00
MOTOR CYCLE HERO 70 CC	EACH	43333.33	43500.00	46000.00	43000.00	45000.00	45000.00
BICYCLE WITH TYRES & TUBES	EACH	9000.00	7700.00	9900.00	9300.00	6825.00	6650.00
TYRE CAR WITH TUBE GENERAL	EACH	3593.33	3440.00	3000.00	4900.00	3500.00	3500.00
TYRE MOTOR CYCLE WITHOUT TUBE	EACH	1291.67	1300.00	1150.00	1175.00	1050.00	1250.00
TYRE CYCLE SPECIFY BRAND NAME	EACH	331.67	340.00	550.00	557.50	325.00	500.00
TYRE CAR W/O TUBE	EACH	3460.00	3100.00	2625.00	4600.00	3600.00	3350.00
PETROL SUPER	LITRE	64.21	64.21	64.21	64.21	64.21	64.21
HIGH SPEED DIESEL HSD	LITRE	72.46	72.46	72.46	72.46	72.46	72.46
CNG	K.G.	75.82	0.00	0.00	0.00	0.00	75.82
GAS CYLINDER STAND. SIZE	EACH	1026.67	990.00	1000.00	900.00	1125.00	800.00
MOTOR CYCLE SERVICE CHARGES	EACH	300.00	280.00	300.00	325.00	275.00	262.50
CAR SERVICE CHARGES	EACH	300.00	300.00	400.00	0.00	400.00	282.50
TYRE PUNCTURE CHARGES	EACH	60.83	50.00	75.00	80.00	50.00	55.00
CYCLE OVERHAULING CHARGES	EACH	350.00	350.00	275.00	600.00	300.00	250.00
CAR TAX FOR 800CC TO 1300CC	YEARLY	1075.00	1075.00	1075.00	1075.00	1075.00	1075.00
TRAIN FARE ECO. 1-100 KM.	P/KM.	0.68	0.00	0.68	0.68	0.00	0.00
TRAIN FARE ECO. 101-500 KM.	P/KM.	0.98	0.00	0.98	0.98	0.00	0.00
TRAIN FARE ECO. > 500 KM.	P/KM.	0.89	0.00	0.89	0.89	0.00	0.00
TRAIN FARE IST SLP. 1-100KM	P/KM.	2.10	0.00	2.10	2.10	0.00	0.00
TRAIN FARE IST SLP.101-500 KM	P/KM.	2.59	0.00	2.59	2.59	0.00	0.00
TRAIN FARE IST SLP. > 500 KM	P/KM.	1.99	0.00	1.99	1.99	0.00	0.00
TRAIN FARE A/C SLP. 1-100KM.	P/KM.	5.76	0.00	5.76	5.76	0.00	0.00
TRAIN FARE A/C SLP.101-500KM	P/KM.	4.59	0.00	4.59	4.59	0.00	0.00
TRAIN FARE A/C SLP > 500KM.	P/KM.	4.16	0.00	4.16	4.16	0.00	0.00
PLATFORM TICKET	EACH	10.00	0.00	10.00	10.00	0.00	0.00
AUTO RICKSHAW FARES	KM/MIN	53.33	60.00	50.00	40.00	50.00	50.00
FULL TONGA CHARGES	KM/MIN	60.00	60.00	60.00	50.00	0.00	0.00
TAXI 4 SEATER FARE	KM/MIN	100.00	100.00	150.00	40.00	150.00	75.00
BUS FARE MIN (WITHIN CITY)	TICKET	10.00	10.00	10.00	10.00	0.00	0.00
BUS FARE MAX (WITHIN CIT	TICKET	20.00	19.00	10.00	20.00	0.00	0.00
BUS FARE OUTSIDE CITY	P/KM.	0.79	0.79	0.79	0.79	0.79	0.79
A/C BUS FARE OUTSIDE CITY	P/KM.	0.90	0.90	0.90	0.90	0.90	0.90
MINIBUS FARE MIN.WITH IN CITY	TICKET	10.00	0.00	0.00	0.00	0.00	0.00
MINIBUS FARE MAX.WITH IN CITY	TICKET	20.00	0.00	0.00	0.00	0.00	0.00
SUZUKI FARE MIN.WITH IN CITY	TICKET	10.00	10.00	10.00	0.00	10.00	10.00
SUZUKI FARE MAXIMUM W.IN CITY	TICKET	20.00	20.00	13.00	0.00	15.00	15.00

Contd.

7.11 Intercity Consumer Prices September, 2016

Description	Unit	Peshawar	Mardan	Abbott- abad	Bannu	D.I. Khan	Mingora
AIR FARE ECONOMY CLASS.	P/KM.	19.26	0.00	0.00	0.00	0.00	0.00
POSTAL ENVELOPE DOMESTIC	EACH	8.00	8.00	8.00	8.00	8.00	8.00
ENVELOPE FOR SAUDI ARABIA	EACH	50.00	50.00	50.00	50.00	50.00	50.00
POSTAL REGISTRATION CHARGES	EACH	28.00	28.00	38.00	36.00	28.00	38.00
U.M.S. REG CHARGES MIN.	EACH	59.00	59.00	59.00	59.00	59.00	59.00
T.C.S. CH. MIN.WITH IN ZONE	EACH	150.00	150.00	150.00	110.00	180.00	130.00
TELEPHONE CHARGES LOCAL CALL	P/CALL	3.94	3.94	3.94	3.94	3.94	3.94
TEL CHARGES OUT SIDE CITY	P/CALL	3.94	3.94	3.94	3.94	3.94	3.94
INTERNET CHARGES	P/HOUR	30.00	30.00	30.00	40.00	42.50	40.00
MOBILE CELL CHARGES	P/UNIT	2.88	2.88	4.00	2.88	2.50	2.50
FAX CHARGES (LOCAL)	P/PAGE	20.00	30.00	20.00	15.00	15.00	10.00
TELEPHONE SET AV. QLTY	EACH	1183.33	1250.00	1650.00	1050.00	1300.00	1200.00
MOBILE SET NOKIA/SONY/ERICSON/SAMSUNG WITHOUT CAMERA	EACH	2950.00	3100.00	2700.00	2900.00	2250.00	2550.00
T.V. 20" COLORED WEGA H-A21.	EACH	25333.33	33000.00	20000.00	24000.00	20000.00	25500.00
T.V 20" COLOR CHINA/KORIA	EACH	8833.33	10000.00	8000.00	11000.00	9550.00	8500.00
V.C.P. PANASONIC/LG/NAT	EACH	4000.00	0.00	6500.00	6750.00	5000.00	0.00
DVD/VCD PLAYER PANASONIC/LG	EACH	3066.67	4000.00	6800.00	1950.00	5500.00	1925.00
RADIO WITH C.PLAYER NATIONAL	EACH	2633.33	2650.00	1300.00	2175.00	1900.00	1450.00
PERSONNEL COMPUTER (BRANDED)	EACH	50000.00	48800.00	41000.00	50000.00	41500.00	34500.00
VID. CASSETTE BLK. TDK/SONY	EACH	100.00	100.00	55.00	110.00	100.00	125.00
COM. C.D. (TDK/IMATION)	EACH	40.00	40.00	50.00	65.00	50.00	15.00
TAPE RECORDER CASSETTE BLANK	EACH	30.00	30.00	60.00	25.00	42.50	70.00
VIDEO GAME SEGA 16 BYTE	EACH	1250.00	1250.00	11000.00	1500.00	1475.00	0.00
CINEMA A/C. HIGH CLASS	TICKET	85.00	30.00	0.00	0.00	0.00	0.00
CINEMA NON-A/C HIGH CLASS	TICKET	85.00	30.00	30.00	40.00	50.00	100.00
CABLE CHARGES	P/MONTH	200.00	300.00	275.00	325.00	300.00	200.00
TV.LICENCE FEE DOMESTIC	YEARLY	420.00	420.00	420.00	420.00	420.00	420.00
ENGLISH BOOK CLASS V1	EACH	75.00	75.00	75.00	75.00	75.00	75.00
ENGLISH BOOK CLASS IX OR X	EACH	68.00	68.00	68.00	68.00	68.00	68.00
ENG. BOOK IST.YR COMPLETE SET	EACH	76.00	76.00	76.00	76.00	76.00	76.00
ENGLISH BOOK BA/B.SC	EACH	120.00	120.00	120.00	120.00	120.00	120.00
URDU BOOK CLASS V (T.B.BORD)	EACH	76.00	76.00	76.00	76.00	76.00	76.00
URDU BOOK CLASS IX/X(T.B.B)	EACH	58.50	58.50	58.50	58.50	58.50	58.50
URDU BOOK IST.YEAR/INTER	EACH	81.00	76.00	76.00	76.00	76.00	76.00
URDU BOOK BA/B.SC	EACH	170.00	160.00	160.00	160.00	160.00	160.00
MATHS BOOK CALSS V (T.B.B)	EACH	105.00	112.50	105.00	105.00	105.00	105.00
MATHS BOOK CLASS IX OR X	EACH	117.00	117.00	117.00	117.00	117.00	117.00
MATHS BOOK IST.YEAR (T.B.B)	EACH	176.00	176.00	176.00	176.00	176.00	176.00
PAKISTAN STUDIES BOOK BA/B.SC	EACH	120.00	120.00	120.00	120.00	120.00	120.00
DAILY "DAWN"	P/COPY	19.00	19.00	19.00	19.00	19.00	19.00
DAILY "JANG"	P/COPY	12.00	12.00	12.00	12.00	12.00	12.00
DAILY "NAWA-E-WAQT"	P/COPY	12.00	12.00	12.00	12.00	12.00	12.00
WEEKLY "AKHBAR-E-JAHAN"	P/COPY	55.00	55.00	55.00	55.00	55.00	55.00
WEEKLY "MAG"	P/COPY	45.00	45.00	45.00	45.00	45.00	45.00
MONTHLY "NAUNEHAL DIGEST"	P/COPY	35.00	35.00	35.00	35.00	35.00	35.00
PAPER FOOLSCAPE (27"x17")	QUIRE	20.00	20.00	35.00	35.00	47.50	25.00
EXERCISE.BOOK LINED 80/100 PGS	EACH	71.67	65.00	65.00	55.00	45.00	65.00
PENCILGOLDFISH/DEER	EACH	6.67	7.00	6.00	6.00	5.00	10.00
PEN INK DOLLOR 57 ML BOTTLE	EACH	20.00	20.00	25.00	20.00	20.00	20.00
PHOTOSTATE PAPER 70 GM	PRT	326.67	330.00	370.00	300.00	355.00	350.00
BALL PEN (local)	EACH	7.00	7.25	7.00	8.50	5.00	10.00
FOUNTAIN PEN HERO/WINGS/CHINA	EACH	44.17	60.00	55.00	35.00	40.00	50.00
PRIVATE SCHOOL FEE ENGLISH MEDIUM AVERAGE STANDARD (CLASS I)	P/ MONTH	1966.67	2000.00	2500.00	575.00	500.00	1000.00
PRIVATE SCHOOL FEE ENGLISH MEDIUM AVERAGE STANDARD (CLASS V)	P/ MONTH	2200.00	2300.00	3000.00	750.00	800.00	1000.00
PRIVATE SCHOOL FEE ENGLISH MEDIUM AVERAGE STANDARD (CLASS VI)	P/ MONTH	2200.00	2300.00	3500.00	800.00	1000.00	1250.00
PRIVATE SCHOOL FEE ENGLISH MEDIUM AVERAGE STANDARD (CLASS X)	P/ MONTH	2266.67	2800.00	4000.00	950.00	1800.00	2000.00
PRIVATE MEDICLE COLLEGE FEE MBBS (IST YEAR)	P/ MONTH	52333.33	0.00	50000.00	0.00	0.00	0.00
PRIVATE ENGINEERING COLLEGE FEE (ISTR YEAR)	P/ MONTH	15000.00	15000.00	0.00	0.00	0.00	0.00
GOVT. COLLEGE FEE IST. YEAR	MONTH	42.09	42.09	50.00	45.83	42.09	31.25
GOVT. COLLEGE FEE 4TH. YEAR	MONTH	54.90	54.79	50.00	50.00	54.90	54.90
GOVT. UNIVERSITY FEE MSC.	MONTH	1487.93	1487.93	539.58	1333.00	540.00	540.00
GOVT. MED. COLLEGE FEE MBBS	MONTH	641.67	641.66	641.00	642.00	641.66	641.70
GOVT. ENGG. COLL. FEE I YEAR	MONTH	595.83	595.83	0.00	404.17	595.83	0.00

Contd.

7.11 Intercity Consumer Prices September, 2016

Description	Unit	Peshawar	Mardan	Abbott- abad	Bannu	D.I. Khan	Mingora
COACHING FEE FOR CLASS IX/X	P/ MONTH	2500.00	2500.00	1200.00	800.00	1000.00	1750.00
COACHING CHARGES FOR CLASS 1ST YEAR/INTER (SCIENCE)	P/ MONTH	3000.00	3000.00	1500.00	800.00	1100.00	2750.00
COACHING CHARGES FOR CLASS 1ST YEAR/INTER (COMMERCE)	P/ MONTH	3000.00	3000.00	1500.00	750.00	1000.00	950.00
I.T. TUITION FEES	P/ MONTH	8667.00	5000.00	4166.00	3000.00	2100.00	0.00
MBA TUITION FEES	P/ MONTH	7889.00	6000.00	3000.00	3500.00	2100.00	0.00
BREAD TANDOORI ST. SIZE	EACH	10.00	10.00	10.00	10.00	6.00	10.00
COOKED MUTTON (AV. HOTEL)	PLATE	183.33	120.00	120.00	160.00	140.00	185.00
COOKED BEEF (AV. HOTEL)	PLATE	121.67	100.00	85.00	100.00	100.00	125.00
COOKED DAL (AV. HOTEL)	PLATE	60.00	60.00	50.00	50.00	70.00	65.00
CHICKEN BIRYANI FULL/DOUBLE	PLATE	133.33	140.00	150.00	130.00	145.00	190.00
TEA PREPARED (ORDINARY)	CUP	15.00	20.00	20.00	20.00	15.00	17.50
HAIRCUT CHARGES FOR MEN	P/CUT	141.67	120.00	80.00	80.00	55.00	82.50
BEAUTY PORL HAIR STYL CHARGE	P/STY.	233.33	225.00	600.00	167.50	140.00	450.00
SHAVING CHARGES	PER SHV	76.67	80.00	50.00	40.00	32.50	55.00
LIPSTICK S.MISS/MEDORA	EACH	113.33	120.00	115.00	120.00	100.00	60.00
NAIL POLISH S.MISS/MEDORA	EACH	103.33	100.00	105.00	120.00	100.00	85.00
PERFUME MED.SIZE MEDORA/BROACH	EACH	186.67	200.00	140.00	160.00	180.00	150.00
HAIR-OIL AMLA/CHAMBELI	BOTTLE	120.00	130.00	110.00	140.00	85.00	215.00
TOILET SOAP LUX 95 GRAMS	EACH	40.67	42.00	40.00	44.00	39.00	35.00
TOILET SOAP LIFEBOUY 140 GRM	EACH	37.00	37.00	36.00	36.00	36.00	43.87
TOILET SOAP SAFEGUARD BATH SIZE	EACH	46.00	46.00	46.00	50.00	48.00	46.00
TOOTHPASTE MACKLINES 70 GRM	EACH	50.00	50.00	50.00	50.00	50.00	50.00
TOOTHPAST MED SIZE CLGATE 70 GMS	EACH	67.50	70.00	70.00	70.00	60.00	75.00
TOOTHBRUSH SHEILD A/PLAQUE	EACH	41.00	40.00	45.00	32.50	40.00	40.00
TOOTHPOWDER DENTONIC 90 GRM	EACH	30.67	32.00	30.00	30.00	25.00	22.00
HAIR-COLOUR BEGIN (6 GMS)	EACH	103.33	100.00	100.00	95.00	95.00	105.00
HAIR COLOUR (KALAKOLA)	BOTTLE	130.00	130.00	130.00	120.00	125.00	130.00
FACECREAM PONDS (MEDIUM)	EACH	116.67	120.00	120.00	130.00	110.00	110.00
TALC POWDER VICE ROAY,B.CAT	EACH	136.67	150.00	145.00	135.00	110.00	110.00
BLADE TREET ORDINARY 10'S	PKT.	36.67	30.00	45.00	30.00	30.00	30.00
BLADE 7-O-CLOCK STAIN. 5'S	PKT.	35.00	35.00	30.00	30.00	35.00	37.50
SHAMPOO SUNSILK/PAINTIN 100 ML	BOTTLE	100.00	100.00	100.00	100.00	100.00	100.00
BEAUTY CREAM (FAIR & LOVELY)	EACH	66.67	70.00	185.00	75.00	170.00	115.00
HAIR REMOVING CREAM (EU-CREAM)	TUBE	60.00	60.00	65.00	75.00	55.00	60.00
GEL MEDIUM SIZE	BOTTLE	120.00	120.00	150.00	60.00	85.00	120.00
DISPOSABLE RAZOR GILLET-II	EACH	45.00	45.00	45.00	35.00	45.00	50.00
SHAVING CREAM TOUCH-ME/ADM.	EACH	63.33	60.00	65.00	60.00	55.00	60.00
GOLD TEZABI 24 CT	10 GM.	45000.00	45084.00	43895.00	44600.00	44850.00	43209.00
SILVER TEZABI 24 CT	10 GM.	659.00	667.00	643.00	750.00	610.00	558.00
ARTIFICIAL JEWELLARY SET	SET	983.33	950.00	750.00	1000.00	230.00	2125.00
WRIST WATCH GENTS CITIZEN (ORIGINAL) ***	EACH	4000.00	4000.00	2000.00	2500.00	2500.00	4000.00
WRIST WATCH LADIES CITIZEN (ORIGINAL) ***	EACH	4000.00	4000.00	1750.00	2500.00	2500.00	2750.00
WALL CLOCK QUARTZ AV.QLTY	EACH	1350.00	1500.00	525.00	512.50	255.00	650.00
SUITCASE REXIN (24"x16"x6")	EACH	725.00	625.00	1200.00	800.00	725.00	850.00
TRUNK MEDIUM SIZE ***	EACH	1500.00	1500.00	1200.00	1800.00	1300.00	950.00
PURSE LADIES (LEATHER) AVERAGE QUALITY	EACH	1233.33	975.00	700.00	850.00	500.00	600.00

7.11 Intercity Consumer Prices September, 2016

Description	Unit	Quetta	Turbat	Gawadar	Loralai	Khuzdar	D.M. Jamali
WHEAT	10 KG.	350.00	440.00	430.00	380.00	350.00	320.00
WHEAT FLOUR FINE/SUPERIOR.	KG.	51.00	51.00	50.00	46.00	40.00	40.00
WHEAT FLOUR AVG. QLTY	KG.	49.00	45.00	46.50	40.00	40.00	38.00
WHEAT FLOUR BAG	10 KG.	400.00	450.00	460.00	380.00	380.00	355.00
MAIDA	KG.	60.00	76.00	75.00	70.00	43.00	50.00
SUJI	KG.	60.00	80.00	80.00	70.00	70.00	50.00
BESAN AV. QLTY.	KG.	155.00	140.00	160.00	140.00	120.00	140.00
RICE BASMATI SUP. QLTY.	KG.	140.00	150.00	160.00	120.00	90.00	110.00
RICE BASMATI 385/386	KG.	80.00	75.00	90.00	90.00	50.00	77.50
RICE BASMATI BROKEN AV.QLTY	KG.	60.00	65.00	70.00	60.00	40.00	52.50
RICE IRRI-6 (SINDH/PUNJAB)	KG.	50.00	45.00	54.00	50.00	40.00	37.50
VERMICELLI	KG.	75.00	80.00	80.00	80.00	70.00	75.00
BREAD PLAIN MEDIUM SIZE	EACH	40.00	30.00	30.00	40.00	40.00	37.50
RUSK (PAPAY)	KG.	135.00	160.00	200.00	180.00	160.00	140.00
BISCUITS-PACKED	PKT	35.00	35.00	35.00	40.00	35.00	35.00
BISCUIT-BAKERY (LOOSE)	250 GM	55.00	60.00	60.00	75.00	90.00	70.00
CORNFLAKS FAUJI 225 GM.	PKT	198.00	152.00	154.00	135.00	153.00	190.00
SAMOSA (VEGATABLE)	EACH	12.00	10.00	10.00	15.00	7.00	10.00
PASTRY AV.QLTY.	EACH	22.50	22.00	20.00	30.00	15.00	20.00
PATTIES (VEGATABLES)	EACH	25.00	22.00	20.00	30.00	15.00	30.00
NIMCO	250 GM	45.00	70.00	90.00	75.00	90.00	70.00
CHIPS	250 GM	50.00	75.00	90.00	60.00	85.00	65.00
BEEF WITH BONE AV.QLTY.	KG	335.00	440.00	420.00	320.00	320.00	260.00
MUTTON AV.QLTY.	KG	660.00	700.00	700.00	600.00	550.00	545.00
CHICKEN FARM BROILER (LIVE)	KG	155.00	160.00	160.00	155.00	170.00	130.00
FISH-RAHU MEDIUM SIZE	KG	310.00	390.00	350.00	320.00	230.00	275.00
MILK FRESH (UNBOILED)	LTR.	90.00	110.00	110.00	95.00	80.00	80.00
CURD	KG.	100.00	120.00	120.00	95.00	90.00	120.00
MILK TETRA PACK 1/2 LTR.	PKT.	60.00	64.00	62.00	65.00	50.00	50.00
LACTOGEN 400 GRAMS	PKT.	425.00	435.00	422.50	425.00	435.00	440.00
POWDER MILK NIDO 400GM.	PKT	389.74	380.00	379.00	380.00	390.00	390.00
MILK POWDER LOOSE/PACKED	KG.	400.00	500.00	510.00	440.00	790.00	475.00
BUTTER LOCAL PACKED	50 GM.	24.00	30.00	30.00	25.00	30.00	37.50
EGGS FARM	DOZ	100.00	100.00	98.00	85.00	100.00	115.00
MUSTARD OIL AV.QLTY.	KG.	190.00	180.00	210.00	180.00	160.00	190.00
COOKING OIL (DALDA)	2.5LTR	445.00	440.00	485.00	545.00	440.00	440.00
COOKING OIL (PAKWAN) OTHER BRAND SPECIFY	2.5 LTR	415.00	425.00	505.00	420.00	445.00	430.00
VEGETABLE GHEE TIN	2.5KG.	430.00	440.00	480.00	425.00	440.00	440.00
VEGETABLE GHEE (LOOSE)	KG.	125.00	157.50	160.00	150.00	120.00	150.00
DATES AV.QLTY.	KG.	185.00	60.00	70.00	210.00	50.00	200.00
PISTACHIO AV.QLTY.	50 GM.	55.00	60.00	100.00	60.00	150.00	70.00
ALMONDS WHOLE AV.QLTY.	KG.	700.00	530.00	525.00	540.00	800.00	825.00
COCONUT DRY AV.QLTY.	KG.	275.00	300.00	270.00	240.00	550.00	250.00
RAISINS AV.QLTY.	50 GM.	22.50	24.00	25.00	20.00	50.00	27.50
GROUNDNUTS (WITH SHELL)	KG.	200.00	165.00	160.00	200.00	200.00	250.00
MALTA/MOSAMBI	DOZ	0.00	0.00	0.00	0.00	0.00	0.00
KINNU	DOZ	0.00	0.00	0.00	0.00	0.00	0.00
APPLE	KG	90.00	95.00	110.00	55.00	60.00	85.00
ALOO BUKHARA	KG	0.00	0.00	0.00	0.00	0.00	0.00
POMEGRANATE (ANNAR)	KG	150.00	140.00	160.00	0.00	0.00	175.00
GRAPES	KG	100.00	130.00	155.00	0.00	130.00	120.00
BANANAS	DOZ	70.00	70.00	70.00	80.00	80.00	45.00
MANGO KALMI	KG	100.00	175.00	185.00	105.00	85.00	145.00
GUAVA	KG	0.00	85.00	90.00	0.00	0.00	0.00
WATERMELON (TURBOOZ)	KG	0.00	0.00	0.00	0.00	0.00	0.00
MUSKMELON (KHARBOOZA)	KG	0.00	0.00	0.00	0.00	0.00	0.00
SWEETMELON (GARMA)	KG	55.00	75.00	80.00	0.00	60.00	50.00
PULSE MASOOR (WHOLE)	KG.	150.00	150.00	155.00	160.00	150.00	140.00
PULSE MASOOR (WASHED)	KG.	155.00	160.00	160.00	160.00	180.00	155.00
PULSE MOONG (WASHED)	KG.	150.00	165.00	170.00	160.00	240.00	165.00
PULSE MASH (WASHED)	KG.	250.00	220.00	220.00	255.00	200.00	185.00
PULSE GRAM	KG.	175.00	140.00	130.00	160.00	150.00	155.00

Contd.

7.11 Intercity Consumer Prices September, 2016

Description	Unit	Quetta	Turbat	Gawadar	Loralai	Khuzdar	D.M. Jamali
GRAM WHOLE BLACK AV QLTY.	KG.	150.00	130.00	140.00	140.00	170.00	110.00
GRAM WHOLE YELLOW AV.QLTY	KG.	170.00	160.00	160.00	180.00	200.00	185.00
BEANS (LAL LOBIA)	KG.	145.00	90.00	90.00	140.00	180.00	125.00
POTATOES	KG	30.00	30.00	38.00	27.50	35.00	27.50
ONION	KG	25.00	20.00	35.00	25.00	19.00	30.00
TURNIP	KG	0.00	0.00	0.00	0.00	0.00	0.00
RADISH	KG	27.50	60.00	70.00	0.00	30.00	0.00
TOMATOES	KG	50.00	50.00	60.00	40.00	50.00	55.00
CABBAGE	KG	0.00	0.00	0.00	0.00	0.00	0.00
CAULIFLOWER	KG	0.00	0.00	0.00	0.00	0.00	0.00
BRINJAL	KG	37.50	65.00	80.00	55.00	30.00	35.00
PUMPKIN	KG	0.00	0.00	0.00	0.00	0.00	0.00
BOTTLEGOURD	KG	37.50	50.00	70.00	60.00	25.00	55.00
LADY FINGER	KG	67.50	95.00	100.00	85.00	70.00	120.00
PEAS	KG	0.00	0.00	0.00	0.00	0.00	0.00
SPINACH	KG	27.50	20.00	35.00	30.00	10.00	35.00
TINDA	KG	47.50	95.00	95.00	50.00	50.00	55.00
TURAI	KG	57.50	55.00	65.00	40.00	60.00	45.00
KARAILA	KG	67.50	120.00	120.00	75.00	95.00	90.00
ARVI	KG	57.50	50.00	70.00	120.00	0.00	55.00
CHILLIES GREEN	KG	52.50	135.00	145.00	120.00	60.00	75.00
CARROT	KG	0.00	0.00	0.00	0.00	0.00	0.00
COCUMBER (KHEERA)	KG	52.50	110.00	110.00	80.00	50.00	75.00
LEMON	250GM	77.50	50.00	70.00	52.50	60.00	25.00
SUGAR REFINED	KG.	71.00	74.00	75.00	75.00	70.00	69.50
GUR AV.QLTY	KG.	90.00	90.00	90.00	85.00	90.00	87.50
HONEY LANGANESE 500 GM.	BOTTLE	740.00	650.00	700.00	610.00	500.00	800.00
MILO 200 GM.	BOTTLE	200.00	220.00	215.00	200.00	200.00	220.00
CUSTARD POWDER RAFHAN 300 GM.	PKT	75.00	82.50	80.00	80.00	75.00	75.00
TOFFEE (HILAL)	EACH	1.00	2.00	2.50	1.00	1.00	2.00
CHOWKELATE CANDY (SMALL SIZE)	EACH	5.00	10.00	10.00	5.00	5.00	5.00
SWEETMEAT (MIXED)	KG	250.00	350.00	350.00	280.00	300.00	320.00
ICE CREAM WALLS	CUP.	40.00	40.00	45.00	40.00	40.00	40.00
ICE	KG	15.00	10.00	15.00	10.00	30.00	20.00
JAM AHMED/MITCHELLES	BOTTLE	140.00	160.00	115.00	140.00	190.00	147.50
SQUASH-MITCHELLES	BOTTLE	160.00	145.00	160.00	160.00	160.00	150.00
ROOH AFZA	BOTTLE	170.00	160.00	160.00	160.00	150.00	160.00
JAM-E-SHIREEN	BOTTLE	170.00	155.00	160.00	175.00	160.00	160.00
SAUNF	50 GM	13.50	14.50	14.00	15.00	40.00	15.00
CINAMON LOOSE AV. QLTY	50 GM.	22.50	30.00	40.00	30.00	100.00	22.50
CUMINSEED WHITE NATIONAL	50 GM.	50.00	52.00	50.00	55.00	80.00	54.00
PEPPER BLACK NATIONAL	50 GM.	96.00	80.00	75.00	110.00	90.00	100.00
CLOVES LOOSE AV.QLTY	50 GM.	86.00	30.00	30.00	150.00	110.00	120.00
CARDAMOM LARGE LOOSE AV.QLTY	50 GM.	145.00	60.00	65.00	150.00	210.00	105.00
CARDAMOM SMALL AV.QLTY	50 GM.	180.00	150.00	150.00	100.00	190.00	95.00
SALT-POWDERED (LAHORI) LOOSE	KG.	10.00	12.00	10.00	10.00	10.00	10.00
SALT POWDERED (NATIONAL/SHAN)	PKT	25.00	25.00	25.00	25.00	25.00	25.00
CHILLIES POWD.NATIONAL 200GM	PKT	105.00	120.00	120.00	110.00	105.00	105.00
CHILLIES POWDER LOOS	KG.	310.00	450.00	350.00	300.00	300.00	290.00
CORRIANDER SEED POWD.NATIONAL	PKT	104.00	80.00	80.00	116.00	100.00	104.00
CORRIANDER SEED (LOOSE)	KG.	230.00	165.00	290.00	280.00	300.00	210.00
TURMERIC POWD.NATIONAL 50GM	PKT.	35.00	56.00	35.00	35.00	39.00	35.00
CURRY POWD. NATIONAL 200 GM	PKT.	87.00	90.00	100.00	85.00	86.00	87.00
TOMATO KETCHUP AHMED/MITCHL	BOTTLE	85.00	100.00	100.00	90.00	120.00	110.00
PICKLES AHMED/MITCHELLES	BOTTLE	105.00	105.00	110.00	120.00	120.00	115.00
VINEGAR SYNTHETIC (SIRKA)	BOTTLE	85.00	50.00	60.00	50.00	50.00	72.50
GARLIC	KG	240.00	300.00	300.00	200.00	240.00	220.00
GINGER	KG	185.00	195.00	200.00	240.00	230.00	260.00
TAPAL DANEDAR TEA 200GM PACKET	PKT	183.16	158.00	158.00	160.00	174.00	157.89
TEA LIPTON YELLOW LABEL 200GM.	PKT.	157.89	165.00	165.00	150.00	157.89	157.89
TEA LOOSE KENYA AV.QLTY 250GM.	PKT.	112.50	172.50	170.00	150.00	170.00	180.00
COFFEE-NESCAFE 75 GM. **	BOTTLE	300.00	300.00	298.00	220.00	270.00	275.00

Contd.

7.11 Intercity Consumer Prices September, 2016

Description	Unit	Quetta	Turbat	Gawadar	Loralai	Khuzdar	D.M. Jamali
COLD DRINK (STANDARD SIZ)	BOTTLE	25.00	30.00	30.00	25.00	25.00	25.00
FRUIT JUICE TETRA PACK	PKT.	15.00	20.00	20.00	16.50	20.00	20.00
MINERAL WATER NESTLE 1.5 LTR	BOTTLE	45.00	50.00	50.00	50.00	50.00	50.00
CIGARETTES K-2 10'S **	PKT	60.00	22.00	22.00	70.00	70.00	60.00
CIGARETTES CAPSTAN 10'S **	PKT	65.00	80.00	75.00	75.00	70.00	70.00
CIGARETTES GOLD LEAF 20'S	PKT	130.00	130.00	125.00	140.00	130.00	130.00
CIGARETTES MORVEN GOLD 20'S	PKT	65.00	70.00	70.00	75.00	70.00	70.00
BETEL LEAVES	50GM.	40.00	40.00	40.00	35.00	70.00	55.00
BETEL NUTS	KG.	235.00	240.00	240.00	300.00	350.00	200.00
LONG CLOTH 57" GUL AHMED/AL-KARAM	METER	170.00	200.00	200.00	250.00	200.00	225.00
SHIRTING AV.QLTY.	METER	150.00	150.00	150.00	145.00	200.00	155.00
PANT CLOTH W & WEAR AV.QLTY	METER	300.00	270.00	300.00	370.00	200.00	200.00
LAWN PRINTED GUL AHMED/AL-KARAM	METER	180.00	200.00	170.00	215.00	180.00	205.00
GEORGETTE AV.QLTY	METER	105.00	90.00	80.00	115.00	100.00	70.00
LINEN AV.QLTY ***	METER	100.00	70.00	75.00	130.00	160.00	100.00
HEAVY WT SUITING LAWERNCPUR AVG QLTY	METER	1100.00	1100.00	1100.00	1000.00	1100.00	900.00
HEAVY WT SUITING LAWERNCPUR SUP QLTY	METER	1300.00	1300.00	1300.00	1500.00	1300.00	1300.00
TROPICAL SUITING LAW.PUR	METER	950.00	950.00	950.00	1000.00	950.00	950.00
PANT BOY 24"/26" LENGTH.	EACH	375.00	400.00	360.00	500.00	1000.00	325.00
SHIRT BOY 24"/26" LENGTH	EACH	275.00	350.00	350.00	300.00	1000.00	325.00
SCHOOL UNI. PANT,SHIRT BOYS	SUIT	900.00	1200.00	1000.00	625.00	1100.00	485.00
SCHOOL UNI. KAMEEZ,SHAL.BOYS	SUIT	1200.00	1000.00	850.00	590.00	1100.00	350.00
SCHOOL UNI. KAMEEZ,SHAL.GIRL	SUIT	1300.00	1000.00	1100.00	600.00	1100.00	500.00
FROCK W/WEAR GIRLS	EACH	450.00	300.00	350.00	600.00	1000.00	350.00
AWAMI-SUIT W & W(BOY) 24"/26	SUIT	475.00	1000.00	1000.00	687.50	500.00	550.00
AWAMI-SUIT W&W (GENTS)AV.QLTY	SUIT	675.00	900.00	850.00	875.00	700.00	1100.00
PULLOVER GENTS OXFORD/BON.	EACH	3250.00	2000.00	2000.00	2800.00	2000.00	2250.00
PULLOVER LADIES OXFORD/BON.	EACH	3350.00	2150.00	2175.00	3000.00	2750.00	2000.00
PULLOVER (GENTS) OTHERS A.QTY	EACH	725.00	600.00	575.00	1100.00	950.00	1800.00
SECOND-HAND COAT FOR MEN	EACH	300.00	250.00	250.00	410.00	300.00	325.00
SECONDHAND SWEETER FOR MEN DUP QLTY	EACH	350.00	200.00	200.00	350.00	220.00	200.00
SECONDHAND WINTER JACKET	EACH	325.00	275.00	250.00	275.00	300.00	275.00
UNDERWEAR AV.QLTY MEDIUM SIZE	EACH	65.00	100.00	100.00	70.00	200.00	65.00
VEST FOR MEN AV.QLTY.	EACH	75.00	130.00	105.00	107.50	200.00	130.00
VEST/SHAMEEZ (WOMEN) AVG. QLTY	EACH	105.00	160.00	170.00	115.00	300.00	100.00
SOCKS NYLON (PAKISTANI)	PAIR	67.50	120.00	120.00	75.00	80.00	55.00
BRASSIER AV.QLTY.	EACH	100.00	120.00	120.00	115.00	200.00	130.00
BRASSIER SUP QLTY	EACH	250.00	200.00	200.00	300.00	400.00	212.50
DOPATTA GEORGETTE AV.QLTY.	EACH	210.00	300.00	300.00	185.00	350.00	190.00
DOPATTA COTTON AV GLTY	EACH	125.00	200.00	220.00	125.00	350.00	140.00
CHADDAR (W/WEAR) (2x2.5 MTR)	EACH	230.00	300.00	300.00	450.00	400.00	525.00
LUNGI/DHOTI(COTTON) AVG. QLTY	EACH	240.00	250.00	270.00	450.00	350.00	200.00
HANDKERCHIEF AVG. QLTY PAK	EACH	30.00	50.00	60.00	32.50	70.00	45.00
HANDKERCHIEF SUP. QLTY PAK	EACH	50.00	65.00	70.00	45.00	90.00	65.00
GLOVES AV QLTY	PAIR	55.00	95.00	85.00	60.00	300.00	45.00
AZARBAND COTTON AVG. QLTY	EACH	12.50	20.00	20.00	13.50	20.00	47.50
SEWING THREAD/REEL(ASLI PARI)	EACH	4.00	7.00	7.00	7.00	6.00	5.50
WASHING CHARGES PAINT & SHIRT	SUIT	65.00	60.00	70.00	70.00	170.00	100.00
DRY CLEANING SUIT COAT PANT	SUIT	150.00	275.00	300.00	200.00	175.00	155.00
WASHING CH. (KAMIZ-SHALWAR)	PAIR	40.00	50.00	80.00	45.00	60.00	65.00
TAILORING SHIRT	EACH	265.00	250.00	250.00	300.00	300.00	275.00
TAILORING CHARGES PANT (MEN)	EACH	425.00	375.00	500.00	400.00	375.00	700.00
TAILORING COAT-PANT SUIT	SUIT	3250.00	3250.00	4000.00	3500.00	3250.00	3500.00
TAILORING AWAMI-SUIT (MALE)	SUIT	600.00	550.00	550.00	575.00	500.00	475.00
TAILORING SUIT FEMALE	SUIT	600.00	400.00	450.00	500.00	400.00	375.00
GENTS SHOES PAUL BATA	PAIR	1199.00	1199.00	1199.00	1199.00	1199.00	1199.00
GENTS SANDAL BATA	PAIR	699.00	699.00	699.00	699.00	699.00	699.00
GENTS SPOUNG CHAPPAL BATA	PAIR	179.00	179.00	179.00	179.00	179.00	179.00
LADIES SANDAL BATA	PAIR	499.00	499.00	499.00	499.00	499.00	499.00
LADIES SPOUNG CHAPPAL BATA	PAIR	179.00	179.00	179.00	179.00	179.00	179.00
CHILD SHOE POWER LITE BATA	PAIR	599.00	599.00	599.00	599.00	599.00	599.00
GENTS SHOE, ART 1109 SERVICE	PAIR	999.00	999.00	999.00	999.00	999.00	999.00

Contd.

7.11 Intercity Consumer Prices September, 2016

Description	Unit	Quetta	Turbat	Gawadar	Loralai	Khuzdar	D.M. Jamali
NYLON JOGGER 27 SIZE 2-5 ***	PAIR	1299.00	1299.00	1299.00	1299.00	1299.00	1299.00
CHINA FOOT WEAR AV. QLTY (MALE) *	PAIR	475.00	850.00	750.00	500.00	250.00	750.00
CHINA FOOT WEAR AV. QLTY (FEMALE) *	PAIR	300.00	600.00	600.00	350.00	250.00	550.00
CHINA FOOT WEAR AV. QLTY (CHILDREN) *	PAIR	285.00	550.00	600.00	300.00	250.00	400.00
SHOE REPAIR HALF SOLE	PAIR	90.00	120.00	150.00	55.00	90.00	85.00
SHOES POLISH CHARGES AVERAGE SHOP	PAIR	20.00	30.00	30.00	17.50	20.00	20.00
HOUSE RENT (combined)	MONTH	10839.00	4829.00	5631.00	4460.00	1997.00	3590.00
rent 2	pm	10839.00	4829.00	5631.00	4460.00	1997.00	3590.00
RENT3	PM	10839.00	4829.00	5631.00	4460.00	1997.00	3590.00
RENT4	PM	10839.00	4829.00	5631.00	4460.00	1997.00	3590.00
RENT5	PM	10839.00	4829.00	5631.00	4460.00	1997.00	3590.00
RENT6	PM	10839.00	4829.00	5631.00	4460.00	1997.00	3590.00
SYNTHETIC ENEMAL ROBIALAC BALTI 3.64 LTR.	EACH	1650.00	1600.00	1820.00	1550.00	1900.00	1800.00
SYNTHETIC ENEMAL ICI BALTI 3.64 LTR.	EACH	1875.00	1800.00	2300.00	1650.00	1900.00	1450.00
CEMENT (LOCAL) SPECIFY BRAND NAME	BAG	560.00	550.00	560.00	530.00	550.00	525.00
BRICKS (NEW) IST CLASS	P/1000	6250.00	0.00	0.00	8500.00	5000.00	5750.00
CEMENT BLOCKS (6"x8"x12")	P/100	0.00	1950.00	2000.00	2350.00	1850.00	0.00
BAJREE	100CFT	4250.00	3400.00	4000.00	3150.00	4866.67	2100.00
SAND (BLACK PIT SAND)	K100CFT	3250.00	3000.00	3000.00	3225.00	0.00	2200.00
TIMBER SHESHAM LOG IST QUALITY	cubmt.	55582.00	0.00	0.00	0.00	0.00	0.00
IRON BAR (M.S. BAR) 1/2"	P/TON	66000.00	77000.00	78000.00	72000.00	68000.00	62750.00
CARPANTER WAGE RATE	P/DAY	900.00	1050.00	1000.00	1000.00	1000.00	700.00
MASON (RAJ) WAGE RATE	P/DAY	1100.00	1500.00	1500.00	1200.00	1000.00	800.00
UNSKILLED LABOUR WAGE RATE	P/DAY	550.00	650.00	650.00	550.00	500.00	375.00
PLUMBER WAGE RSTE	P/DAY	800.00	1100.00	1200.00	900.00	1000.00	700.00
ELECTICIAN WAGE RATE PER DAY **	P/DAY	750.00	1200.00	1100.00	700.00	0.00	600.00
ELECTICIAN WAGE RATE PER POINT **	P/PNT	150.00	100.00	100.00	125.00	100.00	125.00
WATER CHARGES PER HOUSE	P/MONTH	125.00	150.00	300.00	0.00	190.00	300.00
ELECT.CHARGES UPTO 50 UNITS	P/UNIT	2.00	2.00	2.00	2.00	2.00	2.00
ELECT.CHARGES 01 - 100 UNIT	P/UNIT	6.18	6.18	6.18	6.18	6.18	6.18
ELECT.CHARGES 101 - 300 UNIT	P/UNIT	9.54	9.54	9.54	9.54	9.54	9.54
ELECT.CHARGES 301 - 1000 UNIT	P/UNIT	16.39	16.39	16.39	16.39	16.39	16.39
ELECT.CHARGES ABOVE 1000 UNIT	P/UNIT	18.39	18.39	18.39	18.39	18.39	18.39
ELEC	PM	10.50	10.50	10.50	10.50	10.50	10.50
GAS CHRg upto 3.3719 MMBUT	MMBTU	128.70	0.00	0.00	0.00	0.00	128.70
GAS CHRg 3.3719 - 6.7438 MMBUT	MMBTU	257.40	0.00	0.00	0.00	0.00	257.40
GAS CHRg 6.7438 - 10.1157 MMBUT	MMBTU	257.40	0.00	0.00	0.00	0.00	257.40
GAS CHRg10.1157 - 13.4876 MMBUT	MMBTU	702.00	0.00	0.00	0.00	0.00	702.00
GAS	PM	702.00	0.00	0.00	0.00	0.00	702.00
GAS	PM	409.50	0.00	0.00	0.00	0.00	409.50
KEROSENE OIL	LTR	55.00	105.00	100.00	110.00	45.00	95.00
FIREWOOD WHOLE	40 KG.	600.00	360.00	400.00	450.00	500.00	475.00
CHAIR SHESHAM WOOD WITH ARMS **	EACH	1150.00	2000.00	2200.00	1800.00	1500.00	1550.00
CHAIR PLASTIC (CHAIRMAN) AVERAGE QUALITY	EACH	550.00	775.00	850.00	587.50	1400.00	825.00
TABLE SHESHAM WOOD (4X2X5") ***	EACH	5500.00	3900.00	3800.00	4500.00	5000.00	5625.00
SOFASET WOODEN WITH FOAM SEAT **	SET	30000.00	10000.00	12000.00	10000.00	12000.00	12000.00
COT IRON (WITH NIWAR)AV.QLTY.	EACH	2600.00	2500.00	2500.00	1662.50	2400.00	2800.00
ALMIRAH (STEEL) 6'X3' 20 GUAGE	EACH	9000.00	10000.00	10000.00	6750.00	12000.00	13000.00
DINNING TABLE 6 CHAIRS A.QLTY	SET	13000.00	24000.00	28000.00	11000.00	10500.00	15500.00
SINGLE BED WITHOUT FOAM MED.	EACH	6500.00	3700.00	3600.00	4500.00	8500.00	5750.00
MATRESS SINGLE(4"THICK)	EACH	3750.00	3500.00	2950.00	3600.00	4500.00	5000.00
FARSHI DARI 12'X9' AV.QLTY	EACH	1000.00	600.00	470.00	1000.00	1900.00	3000.00
DARI COTTON (6'x2 1/2') AV.QL	EACH	475.00	380.00	300.00	500.00	2000.00	425.00
CARPET PLAIN AV. QLTY	SQFT.	61.50	90.00	120.00	42.50	35.00	45.00
QUILT (LIHAF) 3 KG. COTTON	EACH	700.00	500.00	500.00	600.00	1200.00	675.00
BLANKET (90" x 54")	EACH	2000.00	2450.00	2400.00	2500.00	3700.00	4250.00
BEDSHEET SINGLE BED SUP.QLTY	EACH	575.00	400.00	405.00	575.00	1300.00	550.00
BED SHEET DOUBLE WITH TWO PILLOW COVERS SUP QLTY	SET	575.00	520.00	1462.50	640.00	1500.00	800.00
TOWEL(3'x2') AV. QALTY	EACH	150.00	200.00	300.00	310.00	450.00	200.00
CEILING FAN 48" SUPER QLTY **	EACH	2650.00	3700.00	3600.00	2800.00	3300.00	3700.00
PEDESTAL FAN 22" SUPER QLTY	EACH	3600.00	4000.00	4000.00	3500.00	3600.00	4500.00
REFG. DAWLENCE 10 CFT. D.DOOR	EACH	29500.00	36000.00	36000.00	24500.00	33000.00	35000.00

Contd.

7.11 Intercity Consumer Prices September, 2016

Description	Unit	Quetta	Turbat	Gawadar	Loralai	Khuzdar	D.M. Jamali
D-FREEZER WAVES 8 CFT.	EACH	33450.00	33000.00	32000.00	23500.00	36000.00	0.00
AIRCONDITIONER 1.5 TON PEL	EACH	45000.00	60000.00	54500.00	40000.00	51000.00	49500.00
SPLIT AIR CONDITIONER 1.5 TON (SPECIFY BRAND NAME)	EACH	47000.00	58000.00	46000.00	43500.00	39000.00	47500.00
AIRCOOLER SUPER ASIA	EACH	11500.00	9500.00	9000.00	10500.00	10500.00	10000.00
WASHING MACHINE SINGER	EACH	15200.00	14700.00	14700.00	13950.00	14700.00	14700.00
SEWING MACHINE(SINGER)	EACH	5210.00	5400.00	5250.00	4975.00	5210.00	5210.00
GIZER LARGE SIZE 30 GALLON CAPACITY SUP QLTY	EACH	12500.00	18000.00	16000.00	12000.00	19000.00	14750.00
GAS BURNER DOUBLE SPFY.BRAND	EACH	1250.00	1350.00	1200.00	1700.00	2500.00	1500.00
ELECT. IRON PHILIPS MDL.1120	EACH	1150.00	1350.00	1200.00	1800.00	1300.00	1450.00
ELECTRIC JUICER FOR APPLE	EACH	3800.00	3700.00	3600.00	3500.00	2800.00	4000.00
S.STEEL DEGHCHI MEDIUM SIZE ***	EACH	500.00	950.00	900.00	500.00	900.00	575.00
ALUMINIUM COOKING PAN (DEGCHI) MED SIZE	EACH	425.00	700.00	800.00	400.00	600.00	500.00
NON STICK COOKING PAN (DEGCHI) SUP. QLTY	EACH	350.00	950.00	1200.00	345.00	500.00	650.00
FRYING PAN STEEL AVG. QLTY MED. SIZE	EACH	260.00	250.00	225.00	200.00	800.00	475.00
TAWA IORN (MEDIUM SIZE) AVG. QLTY	EACH	200.00	275.00	275.00	200.00	400.00	300.00
S.STEEL PLATE A.QLTY.(M.SIZE)	EACH	85.00	90.00	80.00	42.50	130.00	65.00
TABLE SPOON S.STEEL SUP.QLTY.	DOZEN	325.00	240.00	250.00	320.00	500.00	420.00
WATER SET JUG+6 GLASSES (OMROC)	SET	340.00	600.00	475.00	750.00	900.00	525.00
TEA SET PAK. CHINAWARE 21 PCS.	SET	1100.00	1200.00	1500.00	2500.00	1400.00	1950.00
DINNER SET PLASTIC 72 PIECES SUPERIOR QLTY	SET	4750.00	3450.00	2850.00	5466.67	2500.00	4450.00
HOTPOT SET PLASTIC 3 PCS.	SET	1050.00	600.00	1200.00	1200.00	1500.00	1900.00
BUCKET(BALTI) PLASTIC MED.SIZ	EACH	285.00	370.00	395.00	300.00	400.00	275.00
LOTA PLASTIC (MED SIZE) AVERAGE QUALITY	EACH	40.00	60.00	60.00	50.00	90.00	60.00
PRESURE COOKER 4 LTR.	EACH	1100.00	1000.00	1600.00	1333.33	1600.00	1225.00
WATER COOLER 9/10 LTR.PLASTIC ***	EACH	500.00	500.00	600.00	540.00	600.00	950.00
THERMOS STARVAC 1 LTR	EACH	375.00	670.00	625.00	425.00	700.00	350.00
BULB PHILIPS 100-WATTS	EACH	30.00	30.00	30.00	28.00	30.00	30.00
TUBE LIGHT PHILIPS 40 WATTS	EACH	100.00	135.00	130.00	130.00	100.00	95.00
ELECTRIC BLUBS "0" WATTE LOCAL	EACH	20.00	25.00	25.00	30.00	20.00	25.00
ELECTRIC BLUB ENERGY SAVER 14 WATTS	EACH	180.00	120.00	130.00	160.00	150.00	180.00
WASHING SOAP 250 GMS SPECIFY BRAND NAME	EACH	30.00	24.00	25.00	32.50	40.00	35.00
SURF EXCEL 400 GMS POLY BAG	EACH	130.00	113.00	110.00	110.00	125.00	125.00
WASHING POWDER 1000 GRM	EACH	175.00	192.50	185.00	250.00	155.00	185.00
WASHING POWDER (WHEEL/ BONUS) 100 GRAMS	EACH	85.00	98.00	100.00	150.00	85.00	95.00
CLEANSER POWDER VIM 1000 GM	PKT.	72.00	70.00	80.00	50.00	66.67	75.00
FINIS 500 ML	BOTTLE	187.50	190.00	180.00	280.00	190.00	200.00
PHNYLE TYPHONE/FINIS/CARRANITE 3 LITRES	BOTTLE	120.00	139.00	140.00	140.00	190.00	120.00
HARPIC	BOTTLE	130.00	145.00	140.00	135.00	125.00	150.00
BOOT POLISH CHERRY/KIWI 50ML	EACH	100.00	85.00	98.00	85.00	100.00	105.00
ROBIN BLUE (35 GRAMS)	PKT.	35.00	25.00	30.00	50.00	25.00	25.00
TISSU PAPER PERFUMED 100 PCS.	PKT	100.00	100.00	95.00	118.75	120.00	110.00
TOILET PAPER ROLL (R.PETEL)	P/ROLL	40.00	40.00	40.00	40.00	40.00	40.00
BOOT POLISH LIQUID CHEERY BLOSSOM KIWI 75 ML	BOTTLE	120.00	120.00	120.00	90.00	110.00	140.00
MATCH BOX SMALL	EACH	1.00	2.00	2.00	2.00	2.00	1.50
DRY CELL 1.5 VOLT(LOCAL)	EACH	15.00	15.00	15.00	25.00	30.00	24.50
HAND STITCHING NEEDLE M.SIZE	PACKET	5.00	8.00	8.00	6.00	12.00	5.00
SEWING MACHINE NEEDLE (SINGER)	EACH	5.00	2.00	2.00	5.00	8.00	5.00
HOUSEHOLD SERVANT FEMALE P/T	P/MNTH	1350.00	4000.00	4000.00	1500.00	3500.00	900.00
MARRIAGE HALL WITH FURNITURE	P/HEAD	80.00	50.00	50.00	50.00	50.00	50.00
SEPTRAN TABLETS	10TAB.	20.00	20.00	20.00	19.00	20.00	19.30
BRUFEN TABS 200-MG.	10TAB.	10.00	15.00	15.00	10.00	13.00	10.00
PANADOL TAB. EXTRA/PLAIN	10TAB.	12.00	14.00	15.00	12.00	12.00	12.00
DISPRIN TAB.	10TAB.	12.00	14.00	15.00	12.00	13.00	12.70
TRISIL TAB.	10 TAB	10.00	15.00	15.00	10.00	10.00	10.00
FLAGYL TAB. 200 MG.	10TAB.	10.00	10.00	10.00	10.00	10.00	10.00
VENTOLIN TAB. 2MG.	10TAB.	10.00	10.00	10.00	10.00	10.00	10.00
DAONIL TAB. 5 MG.	10TAB.	17.00	18.00	18.00	16.00	17.00	17.00
ENTOX TAB.	10TAB.	15.00	12.00	12.00	10.00	10.00	15.00
RENITEC TAB. 5 MG.	10TAB.	59.00	60.00	60.00	58.00	59.00	58.50
CAC. 1000 TAB	BOTTLE	122.00	122.00	122.00	122.00	122.00	122.00
AMOXIL CAPSOLE 250 MG.S	10CAP.	36.00	40.00	40.00	35.00	35.00	35.70
CALCIUM SYRUP SANDOZ	BOTTLE	65.00	65.00	65.00	65.00	64.00	64.00

Contd.

7.11 Intercity Consumer Prices September, 2016

Description	Unit	Quetta	Turbat	Gawadar	Loralai	Khuzdar	D.M. Jamali
LEDERPLEX SYRUP	BOTTLE	53.00	35.00	38.00	35.00	50.00	52.74
SANCOS SYRUP (50 ML.)	BOTTLE	30.00	30.00	30.00	30.00	30.00	30.00
PHENERGAN SYRUP 120 ML.	BOTTLE	33.00	35.00	33.00	33.00	33.00	33.00
CALPOL SYRUP 60 ML.	BOTTLE	28.00	28.00	28.00	28.00	28.00	28.00
HYDRYLLIN SYRUP 120 ML.	BOTTLE	69.00	65.00	65.00	65.00	65.00	65.00
POLYFAX EYE OINTMENT	TUBE	21.00	22.33	23.00	21.00	21.00	21.50
BETNESOL EYE DROPS	BOTTLE	34.00	34.45	33.89	33.89	33.89	33.89
EAR DROPS (CARDISPORINE) ***	BOTTLE	23.00	21.00	21.00	21.00	21.00	21.00
BETNOVATE-N OINTMENT 5 GMS	TUBE	16.00	16.00	17.00	16.00	16.00	16.00
BURNOL CREAM 30 GRM	TUBE	0.00	0.00	0.00	0.00	0.00	0.00
VICKS VAPORUB/BALM	BOTTLE	36.00	36.00	37.00	36.00	36.00	36.00
GLYCRINE SMALL BOTTLE	BOTTLE	45.00	30.00	25.00	36.00	25.00	15.00
JOUHAR JOSHANDA	PKT.	8.00	7.00	7.00	8.00	7.00	8.00
GALXOS-D (450 GRMS)	PKT.	151.88	140.00	150.00	146.00	140.00	157.50
GRIPE-WATER WOODWARDS	BOTTLE	50.00	55.00	55.00	55.00	55.00	55.00
SANIPLAST ONE PUTTY	EACH	1.50	3.00	3.00	2.00	2.00	1.45
O.R.S. (NIMCOL)	PKT.	15.00	17.00	17.00	15.00	15.00	15.00
DETTOL (MEDIUM)	BOTTLE	46.80	46.80	46.80	46.80	56.00	65.00
COTTON BANDAGE 2" - 4"	EACH	10.00	20.00	20.00	13.00	25.00	10.00
THERMOMETER CHINA	EACH	35.00	50.00	50.00	35.00	50.00	40.00
DOCTOR (MBBS) CLINIC FEE	P/PAT.	200.00	350.00	400.00	200.00	200.00	125.00
URINE TEST (DR) CHARGES	P/TEST	80.00	300.00	300.00	100.00	100.00	85.00
BLOOD TEST (CP) CHARGES	P/TEST	200.00	350.00	350.00	200.00	125.00	225.00
SUGAR TEST (RANDOM/FASTING BOTH) CHARGES	P/TEST	175.00	300.00	300.00	150.00	150.00	200.00
ECG CHARGES	P/TEST	175.00	400.00	400.00	200.00	300.00	150.00
X-RAY (CHEST) CHARGES	P/X-RAY	300.00	500.00	550.00	250.00	230.00	350.00
CAR SUZUKI 800 CC (W/O. A/C)	EACH	625000.00	0.00	0.00	0.00	0.00	0.00
CAR SUZUKI 1000 CC	EACH	1044000.00	0.00	0.00	0.00	0.00	0.00
CAR TOYOTA 1300 CC	EACH	1800500.00	0.00	0.00	0.00	0.00	0.00
CAR HONDA CIVIC	EACH	2053000.00	0.00	0.00	0.00	0.00	0.00
MOTORCYCLE HONDA CD-70.	EACH	63500.00	68000.00	69000.00	66000.00	0.00	65500.00
MOTORCYCLE YAMAHA 100CC.	EACH	77000.00	79000.00	80000.00	81000.00	0.00	0.00
MOTOR CYCLE HERO 70 CC	EACH	44000.00	50000.00	0.00	50000.00	0.00	0.00
BICYCLE WITH TYRES & TUBES	EACH	7062.50	6000.00	6500.00	7500.00	0.00	7500.00
TYRE CAR WITH TUBE GENERAL	EACH	3250.00	4000.00	4000.00	2500.00	4000.00	3300.00
TYRE MOTOR CYCLE WITHOUT TUBE	EACH	1050.00	1350.00	1400.00	1125.00	1300.00	1100.00
TYRE CYCLE SPECIFY BRAND NAME	EACH	350.00	300.00	300.00	335.00	500.00	475.00
TYRE CAR W/O TUBE	EACH	2950.00	3500.00	3500.00	2350.00	4600.00	2800.00
PETROL SUPER	LITRE	64.21	64.21	64.21	64.21	64.21	64.21
HIGH SPEED DIESEL HSD	LITRE	72.46	72.46	72.46	72.46	72.46	72.46
CNG	K.G.	75.82	0.00	0.00	0.00	0.00	75.82
GAS CYLINDER STAND. SIZE	EACH	1100.00	660.00	770.00	1000.00	900.00	1700.00
MOTOR CYCLE SERVICE CHARGES	EACH	275.00	200.00	250.00	200.00	400.00	200.00
CAR SERVICE CHARGES	EACH	450.00	350.00	500.00	375.00	500.00	300.00
TYRE PUNCTURE CHARGES	EACH	45.00	100.00	85.00	50.00	80.00	65.00
CYCLE OVERHAULING CHARGES	EACH	190.00	150.00	275.00	190.00	300.00	100.00
CAR TAX FOR 800CC TO 1300CC	YEARLY	400.00	400.00	400.00	400.00	400.00	400.00
TRAIN FARE ECO. 1-100 KM.	P/KM.	0.68	0.68	0.68	0.00	0.00	0.68
TRAIN FARE ECO. 101-500 KM.	P/KM.	0.98	0.00	0.98	0.00	0.00	0.98
TRAIN FARE ECO. > 500 KM.	P/KM.	0.89	0.89	0.89	0.00	0.00	0.89
TRAIN FARE IST SLP. 1-100KM	P/KM.	2.10	2.10	2.10	0.00	0.00	2.10
TRAIN FARE IST SLP.101-500 KM	P/KM.	2.59	2.59	2.59	0.00	0.00	2.59
TRAIN FARE IST SLP. > 500 KM	P/KM.	1.99	1.99	1.99	0.00	0.00	1.99
TRAIN FARE A/C SLP. 1-100KM.	P/KM	5.76	5.76	5.76	0.00	0.00	5.76
TRAIN FARE A/C SLP.101-500KM	P/KM.	4.59	4.59	4.59	0.00	0.00	4.59
TRAIN FARE A/C SLP > 500KM.	P/KM	4.16	4.16	4.16	0.00	0.00	4.16
PLATFORM TICKET	EACH	10.00	5.00	10.00	0.00	0.00	10.00
AUTO RICKSHAW FARES	KM/MIN	65.00	40.00	55.00	50.00	65.00	50.00
FULL TONGA CHARGES	KM/MIN	80.00	0.00	0.00	50.00	0.00	0.00
TAXI 4 SEATER FARE	KM/MIN	60.00	50.00	60.00	60.00	60.00	60.00
BUS FARE MIN (WITHIN CITY)	TICKET	20.00	0.00	0.00	0.00	0.00	0.00
BUS FARE MAX (WITHIN CIT	TICKET	18.00	0.00	0.00	0.00	0.00	0.00

Contd.

7.11 Intercity Consumer Prices September, 2016

Description	Unit	Quetta	Turbat	Gawadar	Loralai	Khuzdar	D.M. Jamali
BUS FARE OUTSIDE CITY	P/KM.	0.90	0.90	0.90	0.90	0.90	0.90
A/C BUS FARE OUTSIDE CITY	P/KM.	1.32	1.32	1.32	1.32	1.32	1.32
MINIBUS FARE MIN.WITH IN CITY	TICKET	20.00	0.00	35.00	0.00	0.00	0.00
MINIBUS FARE MAX.WITH IN CITY	TICKET	20.00	0.00	0.00	0.00	0.00	0.00
SUZUKI FARE MIN.WITH IN CITY	TICKET	0.00	10.00	10.00	0.00	15.00	0.00
SUZUKI FARE MAXIMUM W.IN CITY	TICKET	0.00	30.00	40.00	0.00	30.00	0.00
AIR FARE ECONOMY CLASS.	P/KM.	19.26	19.26	19.26	0.00	19.26	0.00
POSTAL ENVELOPE DOMESTIC	EACH	8.00	8.00	8.00	8.00	8.00	8.00
ENVELOPE FOR SAUDI ARABIA	EACH	50.00	50.00	50.00	45.00	50.00	45.00
POSTAL REGISTRATION CHARGES	EACH	28.00	38.00	38.00	38.00	28.00	38.00
U.M.S. REG CHARGES MIN.	EACH	59.00	59.00	59.00	59.00	59.00	59.00
T.C.S. CH. MIN.WITH IN ZONE	EACH	110.00	150.00	150.00	220.00	150.00	150.00
TELEPHONE CHARGES LOCAL CALL	P/CALL	3.94	3.94	3.94	3.94	3.94	3.94
TEL CHARGES OUT SIDE CITY	P/CALL	3.94	3.94	3.94	3.94	3.94	3.94
INTERNET CHARGES	P/HOUR	25.00	30.00	30.00	38.75	20.00	30.00
MOBILE CELL CHARGES	P/UNIT	3.00	3.00	3.00	3.00	4.00	3.00
FAX CHARGES (LOCAL)	P/PAGE	15.00	30.00	25.00	20.00	20.00	15.00
TELEPHONE SET AV. QLTY	EACH	575.00	850.00	800.00	675.00	800.00	850.00
MOBILE SET NOKIA/SONY/ERICSON/SAMSUNG WITHOUT CAMERA	EACH	3000.00	2100.00	2100.00	2750.00	2500.00	3750.00
T.V. 20" COLORED WEGA H-A21.	EACH	18000.00	10500.00	11000.00	18000.00	17500.00	20000.00
T.V 20" COLOR CHINA/KORIA)	EACH	13000.00	7000.00	8000.00	12000.00	8500.00	16500.00
V.C.P. PANASONIC/LG/NAT	EACH	6900.00	4500.00	0.00	6000.00	0.00	6500.00
DVD/VCD PLAYER PANASONIC/LG	EACH	5200.00	3000.00	0.00	4800.00	3000.00	4750.00
RADIO WITH C.PLAYER NATIONAL	EACH	1925.00	1600.00	2375.00	2000.00	1900.00	1650.00
PERSONNEL COMPUTER (BRANDED)	EACH	42000.00	28000.00	28000.00	28000.00	28000.00	28000.00
VID. CASSETTE BLK. TDK/SONY	EACH	155.00	150.00	150.00	150.00	0.00	0.00
COM. C.D. (TDK/IMATION)	EACH	72.50	35.00	35.00	30.00	40.00	60.00
TAPE RECORDER CASSETTE BLANK	EACH	40.00	35.00	37.50	35.00	45.00	30.00
VIDEO GAME SEGA 16 BYTE	EACH	1150.00	900.00	900.00	1250.00	1000.00	0.00
CINEMA A/C. HIGH CLASS	TICKET	0.00	0.00	0.00	0.00	0.00	0.00
CINEMA NON-A/C HIGH CLASS	TICKET	150.00	0.00	0.00	20.00	0.00	0.00
CABLE CHARGES	P/MONTH	400.00	350.00	300.00	300.00	300.00	300.00
TV.LICENCE FEE DOMESTIC	YEARLY	420.00	420.00	420.00	420.00	420.00	420.00
ENGLISH BOOK CLASS V1	EACH	59.00	59.00	59.00	59.00	59.00	59.00
ENGLISH BOOK CLASS IX OR X	EACH	56.00	56.00	56.00	56.00	56.00	56.00
ENG. BOOK IST.YR COMPLETE SET	EACH	65.00	65.00	65.00	65.00	65.00	65.00
ENGLISH BOOK BA/B.SC	EACH	175.00	175.00	175.00	175.00	175.00	175.00
URDU BOOK CLASS V (T.B.BORD)	EACH	75.00	75.00	75.00	75.00	75.00	75.00
URDU BOOK CLASS IX/X(T.B.B)	EACH	63.50	63.50	63.50	63.50	63.50	63.50
URDU BOOK IST.YEAR/INTER	EACH	85.00	85.00	85.00	85.00	85.00	85.00
URDU BOOK BA/B.SC	EACH	175.00	175.00	175.00	175.00	175.00	175.00
MATHS BOOK CALSS V (T.B.B)	EACH	90.00	90.00	90.00	90.00	90.00	90.00
MATHS BOOK CLASS IX OR X	EACH	130.50	130.50	130.50	130.50	130.50	130.50
MATHS BOOK IST.YEAR (T.B.B)	EACH	138.00	138.00	138.00	138.00	138.00	138.00
PAKISTAN STUDIES BOOK BA/B.SC	EACH	300.00	300.00	300.00	300.00	300.00	300.00
DAILY "DAWN"	P/COPY	19.00	19.00	19.00	19.00	19.00	19.00
DAILY "JANG"	P/COPY	12.00	12.00	12.00	12.00	12.00	12.00
DAILY "NAWA-E-WAQT"	P/COPY	12.00	12.00	12.00	12.00	12.00	12.00
WEEKLY "AKHBAR-E-JAHAN"	P/COPY	55.00	55.00	55.00	55.00	55.00	55.00
WEEKLY "MAG"	P/COPY	45.00	45.00	45.00	45.00	45.00	45.00
MONTHLY "NAUNEHAL DIGEST"	P/COPY	35.00	35.00	35.00	35.00	35.00	35.00
PAPER FOOLSCAPE (27"x17")	QUIRE	27.50	25.00	27.00	35.00	60.00	35.00
EXERCISE.BOOK LINED 80/100 PGS	EACH	37.50	40.00	40.00	60.00	60.00	27.50
PENCILGOLDFISH/DEER	EACH	5.00	5.00	6.00	7.00	10.00	5.00
PEN INK DOLLOR 57 ML BOTTLE	EACH	20.00	20.00	20.00	20.00	20.00	20.00
PHOTOSTATE PAPER 70 GM	PRT	355.00	530.00	550.00	400.00	450.00	350.00
BALL PEN (local)	EACH	5.00	8.00	7.00	5.00	10.00	5.00
FOUNTAIN PEN HERO/WINGS/CHINA	EACH	35.00	40.00	50.00	50.00	45.00	37.50
PRIVATE SCHOOL FEE ENGLISH MEDIUM AVERAGE STANDARD (CLASS I)	P/ MONTH	750.00	725.00	800.00	600.00	400.00	475.00
PRIVATE SCHOOL FEE ENGLISH MEDIUM AVERAGE STANDARD (CLASS V)	P/ MONTH	1150.00	900.00	900.00	750.00	560.00	550.00
PRIVATE SCHOOL FEE ENGLISH MEDIUM AVERAGE STANDARD (CLASS VI)	P/ MONTH	1200.00	1350.00	1300.00	1000.00	675.00	700.00
PRIVATE SCHOOL FEE ENGLISH MEDIUM AVERAGE STANDARD (CLASS X)	P/ MONTH	1400.00	1600.00	1600.00	1200.00	635.00	950.00

Contd.

7.11 Intercity Consumer Prices September, 2016

Description	Unit	Quetta	Turbat	Gawadar	Loralai	Khuzdar	D.M. Jamali
PRIVATE MEDICLE COLLEGE FEE MBBS (1ST YEAR)	P/ MONTH	29166.66	0.00	0.00	0.00	29166.66	0.00
PRIVATE ENGINEERING COLLEGE FEE (ISTR YEAR)	P/ MONTH	3380.00	0.00	0.00	0.00	3380.00	0.00
GOVT. COLLEGE FEE IST. YEAR	MONTH	16.67	16.67	16.67	16.67	16.67	16.67
GOVT. COLLEGE FEE 4TH. YEAR	MONTH	16.67	16.67	16.67	16.67	16.67	16.67
GOVT. UNIVERSITY FEE MSC.	MONTH	285.83	350.00	350.00	350.00	285.83	350.00
GOVT. MED. COLLEGE FEE MBBS	MONTH	900.00	0.00	0.00	0.00	750.00	0.00
GOVT. ENGG. COLL. FEE I YEAR	MONTH	850.00	0.00	3850.00	0.00	850.00	850.00
COACHING FEE FOR CLASS IX/X	P/ MONTH	500.00	1200.00	1500.00	600.00	600.00	1000.00
COACHING CHARGES FOR CLASS IST YEAR/INTER (SCIENCE)	P/ MONTH	1000.00	0.00	1500.00	0.00	0.00	1500.00
COACHING CHARGES FOR CLASS IST YEAR/INTER (COMMERCE)	P/ MONTH	1000.00	0.00	1500.00	0.00	0.00	1500.00
I.T. TUITION FEES	P/ MONTH	3216.67	0.00	920.00	750.00	3216.67	0.00
MBA TUITION FEES	P/ MONTH	3038.33	0.00	0.00	833.33	3038.33	0.00
BREAD TANDOORI ST. SIZE	EACH	10.00	10.00	10.00	10.00	20.00	10.00
COOKED MUTTON (AV. HOTEL)	PLATE	160.00	130.00	160.00	225.00	230.00	115.00
COOKED BEEF (AV. HOTEL)	PLATE	90.00	90.00	130.00	135.00	180.00	95.00
COOKED DAL (AV. HOTEL)	PLATE	65.00	70.00	85.00	70.00	80.00	40.00
CHICKEN BIRYANI FULL/DOUBLE	PLATE	150.00	150.00	145.00	115.00	80.00	90.00
TEA PREPARED (ORDINARY)	CUP	21.00	20.00	20.00	22.50	20.00	20.00
HAIRCUT CHARGES FOR MEN	P/CUT	100.00	100.00	100.00	70.00	80.00	55.00
BEAUTY PORL HAIR STYL CHARGE	P/STY.	350.00	300.00	350.00	250.00	250.00	225.00
SHAVING CHARGES	PER SHV	60.00	45.00	50.00	50.00	40.00	35.00
LIPSTICK S.MISS/MEDORA	EACH	120.00	90.00	100.00	95.00	100.00	105.00
NAIL POLISH S.MISS/MEDORA	EACH	95.00	80.00	80.00	80.00	100.00	80.00
PERFUME MED.SIZE MEDORA/BROACH	EACH	100.00	100.00	100.00	100.00	200.00	180.00
HAIR-OIL AMLA/CHAMBELI	BOTTLE	100.00	90.00	80.00	105.00	120.00	120.00
TOILET SOAP LUX 95 GRAMS	EACH	32.00	35.00	40.00	42.00	40.00	41.00
TOILET SOAP LIFEBOUY 140 GRM	EACH	37.00	36.00	36.00	36.00	36.00	36.00
TOILET SOAP SAFEGUARD BATH SIZE	EACH	50.00	50.00	45.00	48.00	50.00	46.80
TOOTHPASTE MACKLINES 70 GRM	EACH	50.00	50.00	50.00	50.00	50.00	50.00
TOOTHPAST MED SIZE CLGATE 70 GMS	EACH	65.00	70.00	80.00	65.00	70.00	65.00
TOOTHBRUSH SHEILD A/PLAUQUE	EACH	50.00	50.00	50.00	37.50	50.00	47.50
TOOTHPOWDER DENTONIC 90 GRM	EACH	35.00	35.00	35.00	30.00	25.00	30.00
HAIR-COLOUR BEGIN (6 GMS)	EACH	105.00	90.00	90.00	105.00	100.00	105.00
HAIR COLOUR (KALAKOLA)	BOTTLE	130.00	80.00	100.00	100.00	120.00	130.00
FACECREAM PONDS (MEDIUM)	EACH	120.00	100.00	100.00	120.00	180.00	120.00
TALC POWDER VICE ROAY,B.CAT	EACH	145.00	130.00	110.00	110.00	170.00	130.00
BLADE TREET ORDINARY 10'S	PKT.	30.00	30.00	30.00	40.00	50.00	30.00
BLADE 7-O-CLOCK STAIN, 5'S	PKT.	45.00	35.00	35.00	40.00	60.00	30.00
SHAMPOO SUNSILK/PAINTIN 100 ML	BOTTLE	110.00	115.00	110.00	100.00	110.00	100.00
BEAUTY CREAM (FAIR & LOVELY)	EACH	185.00	85.00	180.00	75.00	140.00	185.00
HAIR REMOVING CREAM (EU-CREAM)	TUBE	65.00	60.00	70.00	80.00	65.00	60.00
GEL MEDIUM SIZE	BOTTLE	80.00	60.00	60.00	120.00	150.00	120.00
DISPOSABLE RAZOR GILLET-II	EACH	45.00	45.00	47.50	45.00	50.00	40.00
SHAVING CREAM TOUCH-ME/ADM.	EACH	70.00	50.00	60.00	50.00	70.00	60.00
GOLD TEZABI 24 CT	10 GM.	43520.00	45000.00	45000.00	42750.00	43800.00	44600.00
SILVER TEZABI 24 CT	10 GM.	620.00	1000.00	1100.00	0.00	550.00	610.00
ARTIFICIAL JEWELLARY SET	SET	480.00	500.00	525.00	400.00	450.00	500.00
WRIST WATCH GENTS CITIZEN (ORIGINAL) ***	EACH	2550.00	2550.00	2500.00	2550.00	0.00	2500.00
WRIST WATCH LADIES CITIZEN (ORIGINAL) ***	EACH	2550.00	2500.00	2600.00	2500.00	2500.00	2500.00
WALL CLOCK QUARTZ AV.QLTY	EACH	475.00	450.00	300.00	500.00	600.00	500.00
SUITCASE REXIN (24"x16"x6")	EACH	1500.00	1000.00	1000.00	1000.00	2300.00	1000.00
TRUNK MEDIUM SIZE ***	EACH	675.00	650.00	3000.00	675.00	2300.00	1200.00
PURSE LADIES (LEATHER) AVERAGE QUALITY	EACH	400.00	350.00	250.00	275.00	500.00	325.00

**7.11 Inter-city Consumer Prices
September, 2016**

Value in Rupees

Description	Unit	Average	% Change
FOOD & NON-ALCOHOLIC BEVERAGES			
WHEAT	10 KG.	328.62	0.27
WHEAT FLOUR FINE/SUPERIOR.	KG.	43.72	0.16
WHEAT FLOUR AVG. QLTY	KG.	38.41	-0.13
WHEAT FLOUR BAG	10 KG.	375.98	-0.05
MAIDA	KG.	53.12	1.01
SUJI	KG.	54.56	0.28
BESAN AV. QLTY.	KG.	148.59	-3.61
RICE BASMATI SUP. QLTY.	KG.	114.79	0.06
RICE BASMATI 385/386	KG.	75.83	0.30
RICE BASMATI BROKEN AV.QLTY	KG.	61.1	0.73
RICE IRRI-6 (SINDH/PUNJAB)	KG.	46.24	0.87
VERMICELLI	KG.	81.27	0.12
BREAD PLAIN MEDIUM SIZE	EACH	40.83	-0.29
RUSK (PAPAY)	KG.	192.11	-0.26
BISCUITS-PACKED	PKT	36.32	0.00
BISCUIT-BAKERY (LOOSE)	250 GM	78.18	0.32
CORNFLAKS FAUJI 225 GM.	PKT	179.63	0.00
SAMOSA (VEGATABLE)	EACH	13.15	0.00
PASTRY AV.QLTY.	EACH	25.79	0.00
PATTIES (VEGATABLES)	EACH	21.7	0.05
NIMCO	250 GM	68.77	0.00
CHIPS	250 GM	74.63	0.00
BEEF WITH BONE AV.QLTY.	KG	308.15	0.03
MUTTON AV.QLTY.	KG	621.21	0.18
CHICKEN FARM BROILER (LIVE)	KG	128.27	-3.99
FISH-RAHU MEDIUM SIZE	KG	284.66	-0.84
MILK FRESH (UNBOILED)	LTR.	79.74	0.00
CURD	KG.	92.75	0.00
MILK TETRA PACK 1/2 LTR.	PKT.	59.4	0.20
LACTOGEN 400 GRAMS	PKT.	432.1	0.06
POWDER MILK NIDO 400GM.	PKT	383.76	0.38
MILK POWDER LOOSE/PACKED	KG.	498.27	-0.55
BUTTER LOCAL PACKED	50 GM.	30.62	0.00
EGGS FARM	DOZ	100.11	5.39
MUSTARD OIL AV.QLTY.	KG.	180.29	-0.12
COOKING OIL (DALDA)	2.5LTR	458.07	-0.10
COOKING OIL (PAKWAN) OTHER BRAND SPECIFY	2.5 LTR	402.5	0.12
VEGETABLE GHEE TIN	2.5KG.	444.84	-0.28
VEGETABLE GHEE (LOOSE)	KG.	144.96	1.65
DATES AV.QLTY.	KG.	167.66	-4.30
PISTACHIO AV.QLTY.	50 GM.	106.09	0.00
ALMONDS WHOLE AV.QLTY.	KG.	667.6	-0.89
COCONUT DRY AV.QLTY.	KG.	273.19	0.10
RAISINS AV.QLTY.	50 GM.	22.29	-0.67
GROUNDNUTS (WITH SHELL)	KG.	184.65	0.34
MALTA/MOSAMBI	DOZ	0	
KINNU	DOZ	0	
APPLE	KG	107.73	2.03
ALOO BUKHARA	KG	0	-100.00
POMEGRANATE (ANNAR)	KG	192.48	-18.92
GRAPES	KG	158.99	3.00
BANANAS	DOZ	69.94	-5.87
MANGO KALMI	KG	122.57	26.01
GUAVA	KG	84.23	5.96
WATERMELON (TURBOOZ)	KG	0	
MUSKMELON (KHARBOOZA)	KG	0	
SWEETMELON (GARMA)	KG	63.28	5.57
PULSE MASOOR (WHOLE)	KG.	139.03	-0.90
PULSE MASOOR (WASHED)	KG.	149.5	-1.14
PULSE MOONG (WASHED)	KG.	150.97	-1.55
PULSE MASH (WASHED)	KG.	250.89	-3.91
PULSE GRAM	KG.	153.32	-0.82

Contd.

**7.11 Inter-city Consumer Prices
September, 2016**

Description	Unit	Value in Rupees	
		Average	% Change
GRAM WHOLE BLACK AV QLTY.	KG.	137.77	0.02
GRAM WHOLE YELLOW AV.QLTY	KG.	183.97	-1.05
BEANS (LAL LOBIA)	KG.	139.62	-1.04
POTATOES	KG	35.85	1.19
ONION	KG	30.89	12.74
TURNIP	KG	0	
RADISH	KG	44.67	
TOMATOES	KG	58.06	-4.91
CABBAGE	KG	0	
CAULIFLOWER	KG	0	
BRINJAL	KG	40.35	-9.02
PUMPKIN	KG	38.36	-9.80
BOTTLEGOURD	KG	48.49	-12.49
LADY FINGER	KG	68.33	-12.21
PEAS	KG	0	
SPINACH	KG	30.64	
TINDA	KG	81.7	0.12
TURAI	KG	53.43	-8.85
KARAILA	KG	72.11	4.45
ARVI	KG	62.29	1.37
CHILLIES GREEN	KG	79.86	6.07
CARROT	KG	0	
COCUMBER (KHEERA)	KG	79.81	14.72
LEMON	250GM	43.88	35.52
SUGAR REFINED	KG.	70.98	-0.21
GUR AV.QLTY	KG.	92.05	1.25
HONEY LANGANESE 500 GM.	BOTTLE	817.19	1.38
MILO 200 GM.	BOTTLE	212	0.50
CUSTARD POWDER RAFHAN 300 GM.	PKT	79.35	0.00
TOFFEE (HILAL)	EACH	1.44	0.00
CHOWKELATE CANDY (SMALL SIZE)	EACH	5.4	0.00
SWEETMEAT (MIXED)	KG	319.11	0.37
ICE CREAM WALLS	CUP.	40.78	0.62
ICE	KG	11.9	-0.34
JAM AHMED/MITCHELLES	BOTTLE	136.25	-0.49
SQUASH-MITCHELLES	BOTTLE	157.46	0.40
ROOH AFZA	BOTTLE	160.69	0.00
JAM-E-SHIREEN	BOTTLE	166.26	0.00
SAUNF	50 GM	17.75	-0.11
CINAMON LOOSE AV. QLTY	50 GM.	27.25	5.83
CUMINSEED WHITE NATIONAL	50 GM.	52.98	0.00
PEPPER BLACK NATIONAL	50 GM.	98.73	0.00
CLOVES LOOSE AV.QLTY	50 GM.	88.1	-1.53
CARDAMOM LARGE LOOSE AV.QLTY	50 GM.	145.05	-1.39
CARDAMOM SMALL AV.QLTY	50 GM.	103.87	0.14
SALT-POWDERED (LAHORI) LOOSE	KG.	10.51	-0.47
SALT POWDERED (NATIONAL/SHAN)	PKT	24.58	0.00
CHILLIES POWD.NATIONAL 200GM	PKT	106.15	0.00
CHILLIES POWDER LOOS	KG.	283.75	-0.23
CORRIANDER SEED POWD.NATIONAL	PKT	101.82	-0.75
CORRIANDER SEED (LOOSE)	KG.	252.14	-0.54
TURMERIC POWD.NATIONAL 50GM	PKT.	35.83	0.00
CURRY POWD. NATIONAL 200 GM	PKT.	87.08	0.02
TOMATO KETCHUP AHMED/MITCHL	BOTTLE	94.92	0.26
PICKLES AHMED/MITCHELLES	BOTTLE	109.91	0.34
VINEGAR SYNTHETIC (SIRKA)	BOTTLE	75.65	-0.09
GARLIC	KG	283.8	9.50
GINGER	KG	170.94	20.65
TAPAL DANEDAR TEA 200GM PACKET	PKT	158.78	0.54
TEA LIPTON YELLOW LABEL 200GM.	PKT.	157.58	-0.40
TEA LOOSE KENYA AV.QLTY 250GM.	PKT.	149.84	0.00
COFFEE-NESCAFE 75 GM. **	BOTTLE	324.95	-0.58
COLD DRINK (STANDARD SIZ)	BOTTLE	25.17	0.00
FRUIT JUICE TETRA PACK	PKT.	18.76	0.00

Contd.

7.11 Inter-city Consumer Prices September, 2016

Value in Rupees			
Description	Unit	Average	% Change
MINERAL WATER NESTLE 1.5 LTR	BOTTLE	49.23	0.00
ALCOHOLIC BEVERAGES & TOBACCO			
CIGARETTES K-2 10'S **	PKT	61.21	-1.88
CIGARETTES CAPSTAN 10'S **	PKT	70.38	0.00
CIGARETTES GOLD LEAF 20'S	PKT	131.38	-0.09
CIGARETTES MORVEN GOLD 20'S	PKT	69.84	-0.09
BETEL LEAVES	50GM.	75.11	2.11
BETEL NUTS	KG.	371.48	0.28
CLOTHING & FOOTWEAR			
LONG CLOTH 57" GUL AHMED/AL-KARAM	METER	225.81	-0.01
SHIRTING AV.QLTY.	METER	178.73	0.21
PANT CLOTH W & WEAR AV.QLTY	METER	398.21	0.00
LAWN PRINTED GUL AHMED/AL-KARAM	METER	290.88	-0.32
GEORGETTE AV.QLTY	METER	144.39	1.76
LINEN AV.QLTY ***	METER	156.51	0.00
HEAVY WT SUITING LAWERNCPUR AVG QLTY	METER	1336.33	1.14
HEAVY WT SUITING LAWERNCPUR SUP QLTY	METER	1750.79	-0.50
TROPICAL SUITING LAW.PUR	METER	1124.98	0.00
PANT BOY 24"/26" LENGTH.	EACH	507.85	-2.49
SHIRT BOY 24"/26" LENGTH	EACH	400.46	-1.84
SCHOOL UNI. PANT,SHIRT BOYS	SUIT	714.52	-0.17
SCHOOL UNI. KAMEEZ,SHAL.BOYS	SUIT	673.4	0.00
SCHOOL UNI. KAMEEZ,SHAL.GIRL	SUIT	707.62	0.00
FROCK W/WEAR GIRLS	EACH	1091.55	0.47
AWAMI-SUIT W & W(BOY) 24"/26	SUIT	1020.48	0.13
AWAMI-SUIT W&W (GENTS)AV.QLTY	SUIT	1349.55	0.00
PULLOVER GENTS OXFORD/BON.	EACH	2818.69	0.00
PULLOVER LADIES OXFORD/BON.	EACH	2706.35	0.00
PULLOVER (GENTS) OTHERS A.QTY	EACH	976.36	-0.01
SECOND-HAND COAT FOR MEN	EACH	429.66	0.00
SECONDHAND SWEETER FOR MEN DUP QLTY	EACH	318.98	0.00
SECONDHAND WINTER JACKET	EACH	419.72	0.49
UNDERWEAR AV.QLTY MEDIUM SIZE	EACH	131.81	0.02
VEST FOR MEN AV.QLTY.	EACH	136.5	-0.55
VEST/SHAMEEZ (WOMEN) AVG. QLTY	EACH	158.89	0.00
SOCKS NYLON (PAKISTANI)	PAIR	89.4	0.60
BRASSIER AV.QLTY.	EACH	158.53	-3.06
BRASSIER SUP QLTY	EACH	375.97	0.00
DOPATTA GEORGETTE AV.QLTY.	EACH	293.1	-0.42
DOPATTA COTTON AV GLTY	EACH	236.54	-0.37
CHADDAR (W/WEAR) (2x2.5 MTR)	EACH	455.73	0.00
LUNGI/DHOTI(COTTON) AVG. QLTY	EACH	307.37	0.00
HANDKERCHIEF AVG. QLTY PAK	EACH	42.06	0.00
HANDKERCHIEF SUP. QLTY PAK	EACH	65.68	0.29
GLOVES AV QLTY	PAIR	102.64	0.00
AZARBAND COTTON AVG. QLTY	EACH	18.47	0.00
SEWING THREAD/REEL(ASLI PARI)	EACH	6.84	-1.01
WASHING CHARGES PAINT & SHIRT	SUIT	100.64	0.91
DRY CLEANING SUIT COAT PANT	SUIT	326.51	-0.19
WASHING CH. (KAMIZ-SHALWAR)	PAIR	71.1	0.82
TAILORING SHIRT	EACH	382.61	0.99
TAILORING CHARGES PANT (MEN)	EACH	647.29	0.63
TAILORING COAT-PANT SUIT	SUIT	3890.17	0.81
TAILORING AWAMI-SUIT (MALE)	SUIT	575.7	0.93
TAILORING SUIT FEMALE	SUIT	496.63	1.78
GENTS SHOES PAUL BATA	PAIR	1204	0.00
GENTS SANDAL BATA	PAIR	699	0.00
GENTS SPOUNG CHAPPAL BATA	PAIR	189	0.00
LADIES SANDAL BATA	PAIR	499	0.00
LADIES SPOUNG CHAPPAL BATA	PAIR	179	0.00
CHILD SHOE POWER LITE BATA	PAIR	599	0.00
GENTS SHOE, ART 1109 SERVICE	PAIR	999	0.00
NYLON JOGGER 27 SIZE 2-5 ***	PAIR	1299	0.00
CHINA FOOT WEAR AV. QLTY (MALE) *	PAIR	697.15	0.68

Contd.

7.11 Inter-city Consumer Prices September, 2016

Value in Rupees			
Description	Unit	Average	% Change
CHINA FOOT WEAR AV. QLTY (FEMALE) *	PAIR	528.37	-0.82
CHINA FOOT WEAR AV. QLTY (CHILDREN) *	PAIR	446.83	-0.14
SHOE REPAIR HALF SOLE	PAIR	105.1	0.03
SHOES POLISH CHARGES AVERAGE SHOP	PAIR	19.52	0.00
HOUSING, WATER, ELECT,GAS & OTH FUEL			
HOUSE RENT (combined)	MONTH	6814.53	0.00
rent 2	pm	6814.53	0.00
RENT3	PM	6814.53	0.00
RENT4	PM	6814.53	0.00
RENT5	PM	6814.53	0.00
RENT6	PM	6814.53	0.00
SYNTHETIC ENEMAL ROBIALAC BALTI 3.64 LTR.	EACH	1885.76	0.00
SYNTHETIC ENEMAL ICI BALTI 3.64 LTR.	EACH	1963.28	0.00
CEMENT (LOCAL) SPECIFY BRAND NAME	BAG	543.26	-0.56
BRICKS (NEW) IST CLASS	P/1000	6845.1	0.09
CEMENT BLOCKS (6"x8"x12")	P/100	2860.9	-0.23
BAJREE	100CFT	4191.84	0.21
SAND (BLACK PIT SAND)	K100CFT	2276.67	0.12
TIMBER SHESHAM LOG IST QUALITY	cubmt.	56609.42	0.55
IRON BAR (M.S. BAR) 1/2"	P/TON	63749.66	-0.84
CARPANTER WAGE RATE	P/DAY	845.63	0.07
MASON (RAJ) WAGE RATE	P/DAY	960.15	0.26
UNSKILLED LABOUR WAGE RATE	P/DAY	516.82	0.33
PLUMBER WAGE RSTE	P/DAY	864.17	-0.53
ELECTICIAN WAGE RATE PER DAY **	P/DAY	808.49	0.00
ELECTICIAN WAGE RATE PER POINT **	P/PNT	121.17	-0.82
WATER CHARGES PER HOUSE	P/MONTH	125.56	0.00
ELECT.CHARGES UPTO 50 UNITS	P/UNIT	2	0.00
ELECT.CHARGES 01 - 100 UNIT	P/UNIT	6.18	0.00
ELECT.CHARGES 101 - 300 UNIT	P/UNIT	9.5	0.00
ELECT.CHARGES 301 - 1000 UNIT	P/UNIT	16.39	0.00
ELECT.CHARGES ABOVE 1000 UNIT	P/UNIT	18.39	0.00
ELEC	PM	10.5	0.00
GAS CHRg upto 3.3719 MMBUT	MMBTU	128.7	0.00
GAS CHRg 3.3719 - 6.7438 MMBUT	MMBTU	257.4	0.00
GAS CHRg 6.7438 - 10.1157 MMBUT	MMBTU	257.4	0.00
GAS CHRg10.1157 - 13.4876 MMBUT	MMBTU	702	0.00
GAS	PM	702	0.00
GAS	PM	409.5	0.00
KEROSENE OIL	LTR	83.82	0.30
FIREWOOD WHOLE	40 KG.	528.35	-0.21
FURNISHING HOUSE HOLD EQUIPMENTS			
CHAIR SHESHAM WOOD WITH ARMS **	EACH	2056.58	0.37
CHAIR PLASTIC (CHAIRMAN) AVERAGE QUALITY	EACH	797.42	0.24
TABLE SHESHAM WOOD (4X2X5") ***	EACH	5693.03	0.00
SOFASET WOODEN WITH FOAM SEAT **	SET	17313.19	0.04
COT IRON (WITH NIWAR)AV.QLTY.	EACH	2237.36	-0.87
ALMIRAH (STEEL) 6'X3' 20 GUAGE	EACH	9682.32	0.00
DINNING TABLE 6 CHAIRS A.QLTY	SET	21529.57	0.12
SINGLE BED WITHOUT FOAM MED.	EACH	6169.83	0.00
MATRESS SINGLE(4"THICK)	EACH	4913.58	0.24
FARSHI DARI 12'X9' AV.QLTY	EACH	1332.1	-1.11
DARI COTTON (6'x2 1/2') AV.QL	EACH	594.47	-4.04
CARPET PLAIN AV. QLTY	SQFT.	42.85	-0.21
QUILT (LIHAF) 3 KG. COTTON	EACH	931.86	0.27
BLANKET (90" x 54")	EACH	3466.03	0.36
BEDSHEET SINGLE BED SUP.QLTY	EACH	634.45	0.76
BED SHEET DOUBLE WITH TWO PILLOW COVERS SUP QLTY	SET	1245.34	0.43
TOWEL(3'x2') AV. QALTY	EACH	261.37	-0.76
CEILING FAN 48" SUPER QLTY **	EACH	3109.58	0.00
PEDESTAL FAN 22" SUPER QLTY	EACH	4181.81	0.18
REFG. DAWLENCE 10 CFT. D.DOOR	EACH	31243.33	0.40
D-FREEZER WAVES 8 CFT.	EACH	30559.83	0.44
AIRCONDITIONER 1.5 TON PEL	EACH	43216.25	1.60

Contd.

**7.11 Inter-city Consumer Prices
September, 2016**

Value in Rupees			
Description	Unit	Average	% Change
SPLIT AIR CONDITIONER 1.5 TON (SPECIFY BRAND NAME)	EACH	44965.54	0.54
AIRCOOLER SUPER ASIA	EACH	11839.79	0.00
WASHING MACHINE SINGER	EACH	15962.17	0.20
SEWING MACHINE(SINGER)	EACH	6160.88	0.00
GIZER LARGE SIZE 30 GALLON CAPACITY SUP QLTY	EACH	18642.35	-0.03
GAS BURNER DOUBLE SPFY.BRAND	EACH	1846.39	0.07
ELECT. IRON PHILIPS MDL.1120	EACH	1899.58	0.62
ELECTRIC JUICER FOR APPLE	EACH	5263.46	-0.11
S.STEEL DEGHCHI MEDIUM SIZE ***	EACH	637.51	0.00
ALUMINIUM COOKING PAN (DEGCHI) MED SIZE	EACH	616.67	-1.30
NON STICK COOKING PAN (DEGCHI) SUP. QLTY	EACH	911.61	-1.28
FRYING PAN STEEL AVG. QLTY MED. SIZE	EACH	393.49	0.16
TAWA IORN (MEDIUM SIZE) AVG. QLTY	EACH	319.58	1.44
S.STEEL PLATE A.QLTY.(M.SIZE)	EACH	75.89	0.09
TABLE SPOON S.STEEL SUP.QLTY.	DOZEN	395.01	-0.74
WATER SET JUG+6 GLASSES (OMROC)	SET	515.2	-0.28
TEA SET PAK. CHINAWARE 21 PCS.	SET	1796.63	0.14
DINNER SET PLASTIC 72 PIECES SUPERIOR QLTY	SET	5446.51	0.31
HOTPOT SET PLASTIC 3 PCS.	SET	1355.27	-0.39
BUCKET(BALTI) PLASTIC MED.SIZ	EACH	332.42	-1.02
LOTA PLASTIC (MED SIZE) AVERAGE QUALITY	EACH	56.47	0.00
PRESURE COOKER 4 LTR.	EACH	1424.4	-1.20
WATER COOLER 9/10 LTR.PLASTIC ***	EACH	614.4	0.06
THERMOS STARVAC 1 LTR	EACH	499.79	-0.13
BULB PHILIPS 100-WATTS	EACH	31.26	-0.19
TUBE LIGHT PHILIPS 40 WATTS	EACH	104	-0.72
ELECTRIC BLUBS "0" WATTE LOCAL	EACH	22.39	0.00
ELECTRIC BLUB ENERGY SAVER 14 WATTS	EACH	160.25	0.00
WASHING SOAP 250 GMS SPECIFY BRAND NAME	EACH	33.19	0.00
SURF EXCEL 400 GMS POLY BAG	EACH	119.71	0.16
WASHING POWDER 1000 GRM	EACH	174.06	-1.49
WASHING POWDER (WHEEL/ BONUS) 100 GRAMS	EACH	96.96	1.57
CLEANSER POWDER VIM 1000 GM	PKT.	75.75	-0.76
FINIS 500 ML	BOTTLE	198.37	0.55
PHNYLE TYPHONE/FINIS/CARRANITE 3 LITRES	BOTTLE	149.7	0.25
HARPIC	BOTTLE	146.44	0.17
BOOT POLISH CHERRY/KIWI 50ML	EACH	107.69	0.19
ROBIN BLUE (35 GRAMS)	PKT.	44.55	2.30
TISSU PAPER PERFUMED 100 PCS.	PKT	108.32	0.00
TOILET PAPER ROLL (R.PETEL)	P/ROLL	38.6	0.16
BOOT POLISH LIQUID CHEERY BLOSSOM KIWI 75 ML	BOTTLE	137.36	-0.36
MATCH BOX SMALL	EACH	2.26	-0.88
DRY CELL 1.5 VOLT(LOCAL)	EACH	23.76	0.00
HAND STITCHING NEEDLE M.SIZE	PACKET	7.88	0.00
SEWING MACHINE NEEDLE (SINGER)	EACH	5.96	-4.33
HOUSEHOLD SERVANT FEMALE P/T	P/MNTH	1968.31	0.00
MARRIAGE HALL WITH FURNITURE	P/HEAD	114.84	-0.06
HEALTH	HEALTH	HEALTH	HEALTH
SEPTRAN TABLETS	10TAB.	17.93	3.76
BRUFEN TABS 200-MG.	10TAB.	10.24	4.60
PANADOL TAB. EXTRA/PLAIN	10TAB.	12.2	0.58
DISPRIN TAB.	10TAB.	12.51	1.21
TRISIL TAB.	10 TAB	10.25	0.00
FLAGYL TAB. 200 MG.	10TAB.	10.16	0.00
VENTOLIN TAB. 2MG.	10TAB.	10.02	0.00
DAONIL TAB. 5 MG.	10TAB.	16.96	0.00
ENTOX TAB.	10TAB.	13	16.80
RENITEC TAB. 5 MG.	10TAB.	58.41	0.00
CAC. 1000 TAB	BOTTLE	122	0.00
AMOXIL CAPSOLE 250 MG.S	10CAP.	35.94	0.62
CALCIUM SYRUP SANDOZ	BOTTLE	64.12	0.00
LEDERPLEX SYRUP	BOTTLE	48.57	14.42
SANCOS SYRUP (50 ML.)	BOTTLE	29.75	0.00
PHENERGAN SYRUP 120 ML.	BOTTLE	33.18	0.09

Contd.

**7.11 Inter-city Consumer Prices
September, 2016**

Value in Rupees			
Description	Unit	Average	% Change
CALPOL SYRUP 60 ML.	BOTTLE	28	0.00
HYDRYLLIN SYRUP 120 ML.	BOTTLE	67.1	3.23
POLYFAX EYE OINTMENT	TUBE	21.19	0.00
BETNESOL EYE DROPS	BOTTLE	33.89	0.00
EAR DROPS (CARDISPORINE) ***	BOTTLE	21.55	0.00
BETNOVATE-N OINTMENT 5 GMS	TUBE	16.29	0.00
BURNOL CREAM 30 GRM	TUBE	16	0.00
VICKS VAPORUB/BALM	BOTTLE	36.03	0.00
GLYCRINE SMALL BOTTLE	BOTTLE	24.25	0.33
JOUHAR JOSHANDA	PKT.	8.05	1.26
GALXOS-D (450 GRMS)	PKT.	153.27	-0.22
GRIPE-WATER WOODWARDS	BOTTLE	54.56	0.00
SANIPLAST ONE PUTTY	EACH	1.86	-1.59
O.R.S. (NIMCOL)	PKT.	16.9	2.74
DETTOL (MEDIUM)	BOTTLE	55.98	14.46
COTTON BANDAGE 2" - 4"	EACH	10.13	2.84
THERMOMETER CHINA	EACH	44.43	1.58
DOCTOR (MBBS) CLINIC FEE	P/PAT.	189.83	1.47
URINE TEST (DR) CHARGES	P/TEST	109.09	0.00
BLOOD TEST (CP) CHARGES	P/TEST	251.55	0.00
SUGAR TEST (RANDOM/FASTING BOTH) CHARGES	P/TEST	177.27	-0.70
ECG CHARGES	P/TEST	233.38	0.00
X-RAY (CHEST) CHARGES	P/X-RAY	308.55	0.00
TRANSPORT			
CAR SUZUKI 800 CC (W/O. A/C)	EACH	660858.62	0.37
CAR SUZUKI 1000 CC	EACH	1104414.81	0.01
CAR TOYOTA 1300 CC	EACH	1858177.08	0.19
CAR HONDA CIVIC	EACH	2265315.79	1.43
MOTORCYCLE HONDA CD-70.	EACH	63868.59	0.00
MOTORCYCLE YAMAHA 100CC.	EACH	79709.09	0.00
MOTOR CYCLE HERO 70 CC	EACH	44714.65	0.01
BICYCLE WITH TYRES & TUBES	EACH	7557.47	-0.03
TYRE CAR WITH TUBE GENERAL	EACH	3201.46	-0.62
TYRE MOTOR CYCLE WITHOUT TUBE	EACH	1090.18	-0.29
TYRE CYCLE SPECIFY BRAND NAME	EACH	367.13	0.07
TYRE CAR W/O TUBE	EACH	3035.51	0.00
PETROL SUPER	LITRE	64.65	0.00
HIGH SPEED DIESEL HSD	LITRE	72.94	0.00
CNG	K.G.	69.8	0.00
GAS CYLINDER STAND. SIZE	EACH	992.98	9.36
MOTOR CYCLE SERVICE CHARGES	EACH	270.65	0.00
CAR SERVICE CHARGES	EACH	347.01	0.00
TYRE PUNCTURE CHARGES	EACH	67.52	0.00
CYCLE OVERHAULING CHARGES	EACH	300.32	0.00
CAR TAX FOR 800CC TO 1300CC	YEARLY	1840.8	0.00
TRAIN FARE ECO. 1-100 KM.	P/KM.	0.68	0.00
TRAIN FARE ECO. 101-500 KM.	P/KM.	0.98	0.00
TRAIN FARE ECO. > 500 KM.	P/KM.	0.89	0.00
TRAIN FARE IST SLP. 1-100KM	P/KM.	2.11	0.00
TRAIN FARE IST SLP.101-500 KM	P/KM.	2.59	0.00
TRAIN FARE IST SLP. > 500 KM	P/KM.	1.99	0.00
TRAIN FARE A/C SLP. 1-100KM.	P/KM.	5.76	0.00
TRAIN FARE A/C SLP.101-500KM	P/KM.	4.59	0.00
TRAIN FARE A/C SLP > 500KM.	P/KM.	4.16	0.00
PLATFORM TICKET	EACH	9.85	0.00
AUTO RICKSHAW FARES	KM/MIN	55.21	0.00
FULL TONGA CHARGES	KM/MIN	65.64	0.00
TAXI 4 SEATER FARE	KM/MIN	84.36	0.00
BUS FARE MIN (WITHIN CITY)	TICKET	10.06	0.00
BUS FARE MAX (WITHIN CIT	TICKET	18.72	0.00
BUS FARE OUTSIDE CITY	P/KM.	0.83	0.00
A/C BUS FARE OUTSIDE CITY	P/KM.	1.34	0.00
MINIBUS FARE MIN.WITH IN CITY	TICKET	13.55	0.00
MINIBUS FARE MAX.WITH IN CITY	TICKET	19.48	0.00

Contd.

7.11 Inter-city Consumer Prices September, 2016

Value in Rupees			
Description	Unit	Average	% Change
SUZUKI FARE MIN.WITH IN CITY	TICKET	11.25	0.00
SUZUKI FARE MAXIMUM W.IN CITY	TICKET	19.29	0.00
AIR FARE ECONOMY CLASS. COMMUNICATION	P/KM.	19.26	0.00
POSTAL ENVELOPE DOMESTIC	EACH	8	0.00
ENVELOPE FOR SAUDI ARABIA	EACH	49.63	0.00
POSTAL REGISTRATION CHARGES	EACH	35.26	1.44
U.M.S. REG CHARGES MIN.	EACH	58.93	0.00
T.C.S. CH. MIN.WITH IN ZONE	EACH	147.25	2.26
TELEPHONE CHARGES LOCAL CALL	P/CALL	3.94	0.00
TEL CHARGES OUT SIDE CITY	P/CALL	3.94	0.00
INTERNET CHARGES	P/HOUR	29.64	0.00
MOBILE CELL. CHARGES	P/UNIT	3.07	0.00
FAX CHARGES (LOCAL)	P/PAGE	18.41	0.00
TELEPHONE SET AV. QLTY	EACH	791.39	0.00
MOBILE SET NOKIA/SONY/ERICSON/SAMSUNG WITHOUT CAMERA	EACH	2852.42	-0.65
RECREATION AND CULTURE			
T.V. 20" COLORED WEGA H-A21.	EACH	19102.29	0.04
T.V 20" COLOR CHINA/KORIA)	EACH	11053.33	-0.56
V.C.P. PANASONIC/LG/NAT	EACH	5434.78	0.00
DVD/VCD PLAYER PANASONIC/LG	EACH	4119.2	0.00
RADIO WITH C.PLAYER NATIONAL	EACH	2142.82	-4.01
PERSONNEL COMPUTER (BRANDED)	EACH	44275.12	0.68
VID. CASSETTE BLK. TDK/SONY	EACH	143.51	0.00
COM. C.D. (TDK/IMATION)	EACH	50.57	-1.71
TAPE RECORDER CASSETTE BLANK	EACH	46.44	0.00
VIDEO GAME SEGA 16 BYTE	EACH	1554.41	21.08
CINEMA A/C. HIGH CLASS	TICKET	118.89	1.18
CINEMA NON-A/C HIGH CLASS	TICKET	62.05	2.11
CABLE CHARGES	PER MONT	292.59	0.22
TV.LICENCE FEE DOMESTIC	YEARLY	420	0.00
ENGLISH BOOK CLASS V1	EACH	69.94	0.00
ENGLISH BOOK CLASS IX OR X	EACH	92.23	0.00
ENG. BOOK IST.YR COMPLETE SET	EACH	86.78	0.00
ENGLISH BOOK BA/B.SC	EACH	163.25	0.00
URDU BOOK CLASS V (T.B.BORD)	EACH	65.11	0.00
URDU BOOK CLASS IX/X(T.B.B)	EACH	98.47	0.00
URDU BOOK IST.YEAR/INTER	EACH	60	0.00
URDU BOOK BA/B.SC	EACH	144.5	0.00
MATHS BOOK CALSS V (T.B.B)	EACH	91.89	0.00
MATHS BOOK CLASS IX OR X	EACH	215	0.00
MATHS BOOK IST.YEAR (T.B.B)	EACH	148.13	0.00
PAKISTAN STUDIES BOOK BA/B.SC	EACH	150.5	0.00
DAILY "DAWN"	P/COPY	19	0.00
DAILY "JANG"	P/COPY	12	0.00
DAILY "NAWA-E-WAQT"	P/COPY	12	0.00
WEEKLY "AKHBAR-E-JAHAN"	P/COPY	55	0.00
WEEKLY "MAG"	P/COPY	45.13	0.00
MONTHLY "NAUNEHAL DIGEST"	P/COPY	35	0.00
PAPER FOOLSCAPE (27"x17")	QUIRE	38.23	0.00
EXERCISE.BOOK LINED 80/100 PGS	EACH	47.5	0.00
PENCILGOLDFISH/DEER	EACH	6.64	0.00
PEN INK DOLLOR 57 ML BOTTLE	EACH	21.66	0.74
PHOTOSTATE PAPER 70 GM	PRT	356.4	-0.67
BALL PEN (local)	EACH	7.14	0.00
FOUNTAIN PEN HERO/WINGS/CHINA	EACH	44.87	0.11
EDUCATION			
PRIVATE SCHOOL FEE ENGLISH MEDIUM AVERAGE STANDARD (CLASS I)	PER MONTH	1454.65	0.11
PRIVATE SCHOOL FEE ENGLISH MEDIUM AVERAGE STANDARD (CLASS V)	PER MONTH	1581.51	0.00
PRIVATE SCHOOL FEE ENGLISH MEDIUM AVERAGE STANDARD (CLASS VI)	PER MONTH	1746.48	0.00
PRIVATE SCHOOL FEE ENGLISH MEDIUM AVERAGE STANDARD (CLASS X)	PER MONTH	2070.99	0.00
PRIVATE MEDICL COLLEGE FEE MBBS (IST YEAR)	PER MONTH	44295.6	-2.64
PRIVATE ENGINEERING COLLEGE FEE (ISTR YEAR)	PER MONTH	11199.34	0.94
GOVT. COLLEGE FEE IST. YEAR	MONTH	45.11	0.27

Contd.

7.11 Inter-city Consumer Prices September, 2016

			Value in Rupees	
Description	Unit	Average	% Change	
GOVT. COLLEGE FEE 4TH. YEAR	MONTH	59.21	0.30	
GOVT. UNIVERSITY FEE MSC.	MONTH	581.9	44.86	
GOVT. MED. COLLEGE FEE MBBS	MONTH	1362.12	5.78	
GOVT. ENGG. COLL. FEE I YEAR	MONTH	1512.32	36.51	
COACHING FEE FOR CLASS IX/X	PER MONTH	1239.15	0.00	
COACHING CHARGES FOR CLASS 1ST YEAR/INTER (SCIENCE)	PER MONTH	1827.61	0.00	
COACHING CHARGES FOR CLASS 1ST YEAR/INTER (COMMERCE)	PER MONTH	1568.52	0.00	
I.T. TUITION FEES	PER MONTH	2670.18	1.37	
MBA TUITION FEES	PER MONTH	5534.43	-10.84	
RESTAURANTS AND HOTELS				
BREAD TANDOORI ST. SIZE	EACH	7.88	0.00	
COOKED MUTTON (AV. HOTEL)	PLATE	156.06	0.16	
COOKED BEEF (AV. HOTEL)	PLATE	93.46	0.40	
COOKED DAL (AV. HOTEL)	PLATE	55.78	0.45	
CHICKEN BIRYANI FULL/DOUBLE	PLATE	132.88	0.00	
TEA PREPARED (ORDINARY)	CUP	20.04	0.00	
MISCELLANEOUS GOODS AND SERVICES				
HAIRCUT CHARGES FOR MEN	P/CUT	79.69	2.00	
BEAUTY PORL HAIR STYL CHARGE	P/STY.	292.94	0.16	
SHAVING CHARGES	PER SHV	44.31	1.86	
LIPSTICK S.MISS/MEDORA	EACH	108.83	-0.68	
NAIL POLISH S.MISS/MEDORA	EACH	91.08	0.34	
PERFUME MED.SIZE MEDORA/BROACH	EACH	168.29	-1.68	
HAIR-OIL AMLA/CHAMBELI	BOTTLE	117.75	2.95	
TOILET SOAP LUX 95 GRAMS	EACH	37.22	-1.19	
TOILET SOAP LIFEBOUY 140 GRM	EACH	37.12	0.79	
TOILET SOAP SAFEGUARD BATH SIZE	EACH	47.5	0.68	
TOOTHPASTE MACKLINES 70 GRM	EACH	50	0.00	
TOOTHPAST MED SIZE CLGATE 70 GMS	EACH	67.83	-0.18	
TOOTHBRUSH SHEILD A/PLAUQUE	EACH	40.59	-1.07	
TOOTHPOWDER DENTONIC 90 GRM	EACH	29.64	0.00	
HAIR-COLOUR BEGIN (6 GMS)	EACH	102.83	0.00	
HAIR COLOUR (KALAKOLA)	BOTTLE	126.13	-1.37	
FACECREAM PONDS (MEDIUM)	EACH	121.29	2.32	
TALC POWDER VICE ROAY,B.CAT	EACH	139.48	-1.50	
BLADE TREET ORDINARY 10'S	PKT.	35.64	-0.83	
BLADE 7-O-CLOCK STAIN. 5'S	PKT.	34.69	0.38	
SHAMPOO SUNSILK/PAINTIN 100 ML	BOTTLE	105.53	-1.50	
BEAUTY CREAM (FAIR & LOVELY)	EACH	143.77	-0.69	
HAIR REMOVING CREAM (EU-CREAM)	TUBE	65.25	0.00	
GEL MEDIUM SIZE	BOTTLE	98.75	0.00	
DISPOSABLE RAZOR GILLET-II	EACH	42.71	0.54	
SHAVING CREAM TOUCH-ME/ADM.	EACH	63.33	0.00	
GOLD TEZABI 24 CT	10 GM.	43787.15	-2.17	
SILVER TEZABI 24 CT	10 GM.	660.44	-0.69	
ARTIFICIAL JEWELLARY SET	SET	756.3	0.41	
WRIST WATCH GENTS CITIZEN (ORIGINAL) ***	EACH	3588.39	0.76	
WRIST WATCH LADIES CITIZEN (ORIGINAL) ***	EACH	3539.03	-0.36	
WALL CLOCK QUARTZ AV.QLTY	EACH	560.15	-0.03	
SUITCASE REXIN (24"x16"x6")	EACH	1245.87	0.20	
TRUNK MEDIUM SIZE ***	EACH	1618.94	0.17	
PURSE LADIES (LEATHER) AVERAGE QUALITY	EACH	753.82	-4.74	

8. PUBLIC FINANCE

8.1 Customs Revenue Receipts

(Million Rupees)

S. No.	Description	Annual				
		2011-12	2012-13	2013-14	2014-15	2015-16
1	Meat, fish and their preparations	93.75	151.69	253.87	322.60	470.73
2	Milk, butter, cheese and honey	2478.59	2235.00	2879.15	5371.62	4577.30
3	Fruits, nuts and vegetables	1427.16	1554.43	2368.46	2830.70	5718.73
4	Coffee, nuts and vegetables	3547.64	3730.56	3713.70	4202.54	6385.82
5	Oil-seeds and miscellaneous fruits	120.73	146.20	176.67	1117.13	2765.29
6	Vegetable plaiting materials	616.43	868.55	998.91	828.97	852.59
7	Animal and vegetable fats and oil	18417.04	20247.00	20658.72	21183.29	25910.37
8	Sugar and confectionery	372.89	291.17	383.73	523.17	818.76
9	Edible, preparation of cereal & vegetables	2916.04	3099.12	3991.29	5319.78	6788.91
10	Beverages, spirits and vinegars	192.14	176.65	179.36	228.65	279.05
11	Residues on waste from the food industries prepared animal fodder	53.16	59.44	141.58	2622.94	4359.11
12	Tobacco	251.94	144.14	213.57	136.15	164.87
13	Mineral, fuel, oils and products thereof	19140.05	20398.80	16760.58	24413.27	37991.81
14	Chemicals and chemical products	6798.82	7327.76	8239.32	10379.73	11883.91
15	Pharmaceutical products	1822.78	1893.71	2111.88	2507.92	3032.98
16	Dyes, colours, paints and varnishes	2538.32	2671.14	3611.13	4077.15	4838.49
17	Perfumery, soap and toilet preparations	3912.94	3778.08	4894.55	6321.37	7740.78
18	Albuminodal substances modified stareehes gulesenzymes	202.99	215.36	287.14	488.59	626.50
19	Matches and other explosives	22.32	22.61	25.30	18.81	37.11
20	Photographic and cinematographic goods	1178.39	1254.43	1583.89	1823.38	2544.33
21	Plastic & articles thereof	8807.12	349.73	11055.67	13198.11	15812.87
22	Rubber and articles thereof	2352.45	8820.77	2395.14	3179.46	6472.21
23	Leather articles and footwear	1937.81	2143.80	2051.86	2459.12	3303.33
24	Wood & articles of wood wood charcoal	557.80	2010.44	542.99	837.99	1301.24
25	Wood, paper and stationery	6730.50	475.48	6085.09	8503.06	9412.67
26	Silk yarn and fabrics	130.81	5357.43	139.29	316.29	422.13
27	Fabrics of wool, flax ramle metal vegetable	473.08	136.97	706.41	1039.73	1355.32
28	Cotton, Textile fabrics, Paper Yarn	786.13	490.74	2065.56	1057.36	2567.15
29	Yarn and fabrics of man-made fiber	7616.66	1422.08	8773.16	11587.37	13433.31
30	Carpets & other floor covering	432.76	6523.28	285.80	328.81	430.79
31	Special Woven Fabrics and Variety (58)	434.56	274.42	352.95	454.87	552.60
32	Textile articles including knitted & crocheted goods	2254.15	1969.33	2627.81	3551.13	5298.75
33	Other madeup textile articles, set worm clothing & textile articles rugs	1336.37	1093.49	1375.49	1620.10	2501.88
34	Glass and earthen-ware	3522.41	3198.22	4459.56	5938.18	8998.91
35	Precious metal, stones, pearls & imitation jewellery	28.71	40.01	65.58	90.60	207.56
36	Iron and steel manufactures	10048.48	10545.65	9211.16	17154.45	40140.83
37	Metals other than gold,silver,iron & steel	1144.22	1253.23	1866.33	2518.70	4481.37
38	Cutlery, tools articles of base metals	1002.80	1015.61	1324.08	1608.30	2264.13
39	Machinery and mechanical appliances	11605.92	12362.55	13742.20	20289.00	26190.69
40	Electric machinery and equipment	9928.03	10396.39	11325.52	22583.98	21382.12
41	Railway and tramway plant and rolling stock	125.87	393.05	447.75	1147.92	299.92
42	Motor and other vehicles	43090.45	42305.56	36314.43	49408.87	61946.64
43	Ships, boats and aircraft's	117.96	108.57	79.44	1045.69	3823.94
44	Clocks and watches and parts thereof	47.19	60.14	66.04	61.53	154.00
45	Arms and ammunitions	464.96	507.58	317.19	336.89	103.86
46	Toys, games and sports goods	324.33	278.43	346.34	488.01	967.27
47	Sub-total (1 to 46)	181405.65	183798.79	191495.64	265523.28	361612.93
48	All other articles	46869.49	66022.29	58234.50	49707.26	56561.39
49	Gross Collection (47 to 48)	228275.14	249821.08	249730.14	315230.54	418174.32
50	Refund & Rebates	8453.67	10362.12	8731.76	9090.69	11993.96
51	Net collection (54-55)	219821.47	239458.96	240998.38	306139.85	406180.36
52	Total imports duty	213285.30	...	233783.87	283865.95	377416.18
53	1 % Ware House Charges	1660.09	...	1182.93	808.69	648.13
54	Miscellaneous	3870.35	...	4469.01	5010.68	5613.38
55	Export duties	471.07	...	475.78	495.05	580.79
56	25% Export Development Charges	5291.13	...	6119.22	5921.88	5365.62
57	Regularity Duty	2111.14	...	3699.32	19128.26	28549.96

Contd.

8.1 Customs Revenue Receipts

(Million Rupees)

S. No.	Description	Monthly			
		Sept,2015	Oct,2015	Nov, 2015	Dec, 2015
1	Meat, fish and other preparations	23.63	24.00	31.72	97.37
2	Milk, Butter, Cheese and Honey	217.18	236.55	287.24	343.34
3	Fruits, nuts and vegetables	273.80	608.73	483.56	336.31
4	Coffee, nuts and vegetables	448.10	609.46	563.91	693.38
5	Oil-seeds & miscellaneous fruits	132.17	172.64	259.77	215.30
6	Vegetable plaiting Materials	74.70	74.44	69.62	79.79
7	Animal and vegetable fats and oil	2452.71	2782.46	1969.04	1881.35
8	Sugar and confectionery	88.00	70.70	61.06	59.77
9	Edible, preparation of cereals and vegetables	449.80	462.98	555.02	587.51
10	Beverages, spirits and vinegars	11.17	15.59	13.36	11.29
11	Residues an Waste from the food industries, Prepared animal fodder	472.78	744.05	226.29	134.09
12	Tobacco	16.16	15.67	5.11	18.71
13	Minerals, fuel, oils and products thereof	3418.69	2808.89	3403.30	3111.90
14	Chemicals and chemicals products	762.70	867.41	861.78	977.72
15	Pharmaceutical products	223.74	210.51	237.23	274.18
16	Dyes, colours, paints and varnishes	348.17	388.99	385.69	395.52
17	Perfumery, soap and toilet preparations	588.28	669.27	603.27	658.15
18	Albuminoidal substances modified starches, glues,enzymes	46.43	51.14	41.76	50.92
19	Matches and other explosives	3.72	2.36	3.72	3.09
20	Photographic and cinematographic goods	181.09	178.03	221.92	235.32
21	Plastic and articles thereof	1016.02	1330.88	1314.05	1252.29
22	Rubber and articles thereof	431.20	468.70	498.99	613.82
23	Leather articles and footwear	313.79	211.52	243.93	275.53
24	Wood & articles of wood; wood charcoal	69.42	72.53	92.34	112.60
25	Wood, paper and stationery	646.96	668.32	671.87	677.61
26	Silk yarn and fabrics	18.50	27.33	21.59	35.92
27	Fabrics of Wool, flax, ramle metal, vegetable	107.57	129.99	117.06	108.61
28	Cotton, textile, fibre & other paper & veg yarn	71.64	106.46	245.67	388.35
29	Yarn and fabrics of man-made fiber	1092.80	1468.61	1270.30	1121.81
30	Carpets & other floor covering	24.28	32.09	43.15	44.60
31	Special Woven Fabrics and Variety	41.31	50.71	50.88	53.36
32	Textile articles including knitted & crocheted goods	503.10	560.24	549.95	472.45
33	articles;rugs	166.15	243.78	274.77	286.30
34	Glasses and earthen/ware	517.37	674.47	723.94	874.39
35	Precious metals,stones,pearls & imitation jewellery	9.25	6.98	9.96	20.23
36	Iron & steel manufactures thereof	2818.28	3086.36	3570.28	3525.44
37	Metals other than gold, silver, iron & steel	244.54	317.31	325.06	547.96
38	Cutlery, tools articles of base metals	131.96	195.78	155.84	172.67
39	Machinery and mechanical appliances	1518.51	1875.91	1668.35	2097.93
40	Electric machinery and equipment	1681.16	1817.20	1867.70	2371.70
41	Railway and tramway plant and rolling stock	19.39	16.19	20.01	11.65
42	Motor and other vehicles	4819.49	4906.42	5326.10	5272.52
43	Ships, boats and Air crafts	86.25	33.90	28.59	97.68
44	Clocks, watches and parts thereof	4.57	5.39	4.96	27.48
45	Arms and ammunitions	4.13	2.32	9.06	17.85
46	Toys, games and sports goods	50.96	59.62	59.26	100.08
47	Sub total (1 to 46)	26641.62	29362.88	29448.03	30745.84
48	All other articles	4916.89	1559.59	1551.72	9370.83
49	Total Import Duty	29083.68	27935.99	28073.00	35964.59
50	Warehouse Charges	45.88	47.79	50.12	49.3
51	Regularity Duty	1629.96	1953.01	2047.51	2588.39
52	Miscellienous	333.14	493.57	368.18	1015.93
53	0.25 % Export Development Charges	418.54	450.81	425.48	444.81
54	Export Duties	47.29	41.28	35.41	53.62
55	Gross	31558.49	30922.45	30999.70	40116.64
56	Refund	6.85	33.15	160.04	194.82
57	Rebate	769.64	742.42	630.76	517.84
58	Refund & Rebate	776.49	775.57	790.80	712.66
59	Net	30782.00	30146.88	30208.90	39403.98

Contd.

8.1 Customs Revenue Receipts

(Million Rupees)

S. No.	Description	Monthly				
		Jan,2016	Feb,2016	Mar,2016	Apr,2016	May, 2016
1	Meat, fish and other preparations	86.17	52.31	37.60	29.51	23.71
2	Milk, Butter, Cheese and Honey	306.24	404.64	502.72	323.69	569.46
3	Fruits, nuts and vegetables	368.38	404.78	524.71	583.67	588.70
4	Coffee, nuts and vegetables	614.36	514.03	519.97	491.84	517.48
5	Oil-seeds & miscellaneous fruits	273.18	249.84	203.62	275.71	246.35
6	Vegetable plaiting Materials	75.92	69.81	87.09	76.63	59.16
7	Animal and vegetable fats and oil	2069.19	2288.18	2499.42	2003.44	2441.11
8	Sugar and confectionery	67.22	49.16	64.33	79.57	69.66
9	Edible, preparation of cereals and vegetables	610.00	576.3	728.69	592.94	651.68
10	Beverages, spirits and vinegars	10.60	34.14	36.87	33.62	35.65
11	Residues an Waste from the food industries, Prepared animal fodder	65.37	84.79	533.90	166.80	405.07
12	Tobacco	18.71	15.39	15.69	11.24	5.05
13	Minerals, fuel, oils and products thereof	2096.61	2335.42	2869.55	2805.82	4009.16
14	Chemicals and chemicals products	1080.18	978.88	1160.20	1190.52	1172.56
15	Pharmaceutical products	203.26	225.26	324.71	281.69	331.66
16	Dyes, colours, paints and varnishes	407.05	372.57	406.53	463.48	534.80
17	Perfumery, soap and toilet preparations	609.21	656.25	704.19	643.68	713.60
18	Albuminoidal substances modified starches, glues,enzymes	63.20	51.01	52.83	61.50	61.23
19	Matches and other explosives	0.02	0.87	1.93	4.38	2.20
20	Photographic and cinematographic goods	228.30	169.52	212.06	216.76	231.85
21	Plastic and articles thereof	1172.66	1261.64	1466.66	1592.37	1598.57
22	Rubber and articles thereof	569.57	413.82	467.85	632.58	691.71
23	Leather articles and footwear	301.70	323.29	124.64	198.75	444.65
24	Wood & articles of wood; wood charcoal	138.17	129.22	122.97	133.11	137.63
25	Wood, paper and stationery	721.74	767.4	981.04	881.80	997.78
26	Silk yarn and fabrics	38.93	54.75	18.43	44.05	59.59
27	Fabrics of Wool, flax, ramle metal, vegetable	133.94	120.1	95.56	117.62	124.22
28	Cotton, textile, fibre & other paper & veg yarn	269.51	302.29	264.41	298.67	275.54
29	Yarn and fabrics of man-made fiber	1066.45	1066.68	926.21	1230.51	1282.52
30	Carpets & other floor covering	39.26	31.66	44.78	32.39	39.28
31	Special Woven Fabrics and Variety	53.07	52.79	31.92	42.98	51.78
32	Textile articles including knitted & crocheted goods	559.22	464.04	255.61	349.44	445.95
33	articles;rugs	263.41	214.13	176.55	153.15	199.26
34	Glasses and earthen/ware	900.33	750.3	752.88	726.43	820.31
35	Precious metals,stones,pearls & imitation jewellery	22.86	17.11	15.44	19.14	24.81
36	Iron & steel manufactures thereof	3392.47	3146.44	3909.89	4750.44	3737.75
37	Metals other than gold, silver, iron & steel	326.96	311.18	408.76	436.41	416.41
38	Cutlery, tools articles of base metals	184.98	192.41	189.26	257.61	225.26
39	Machinery and mechanical appliances	2462.69	2383.41	2345.06	3085.55	2963.37
40	Electric machinery and equipment	1846.98	1575.33	1436.83	2029.31	1885.16
41	Railway and tramway plant and rolling stock	16.70	17.52	25.14	34.67	25.36
42	Motor and other vehicles	5747.22	4482.23	5479.81	5839.07	5935.83
43	Ships, boats and Air crafts	123.46	216.99	296.87	169.94	701.69
44	Clocks, watches and parts thereof	9.58	19.73	14.61	20.42	21.18
45	Arms and ammunitions	0.60	25.83	2.31	0.73	2.40
46	Toys, games and sports goods	101.70	93.76	67.97	98.72	111.08
47	Sub total (1 to 46)	29717.33	27967.20	31408.07	33512.35	35889.23
48	All other articles	3017.14	2411.59	-853.50	-1337.94	274.90
49	Total Import Duty	29011.02	26979.34	34318.79	32375.54	31636.01
50	Warehouse Charges	96.69	49.31	49.21	59.14	55.82
51	Regularity Duty	2665.44	2303.81	2461.16	2923.45	3229.08
52	Miscellienous	469.68	564.43	680.91	-1421.91	705.33
53	0.25 % Export Development Charges	399.78	439.63	525.64	440.25	506.39
54	Export Duties	91.82	49.41	65.63	29.27	31.47
55	Gross	32734.43	30385.93	38101.34	34405.74	36164.10
56	Refund	77.96	15.94	12.70	102.31	186.07
57	Rebate	582.77	1171.5	1119.85	870.30	1691.98
58	Refund & Rebate	660.73	1187.44	1132.55	972.61	1878.05
59	Net	32073.70	29198.49	36968.79	33433.13	34286.05

Contd.

8.1 Customs Revenue Receipts

(Million Rupees)

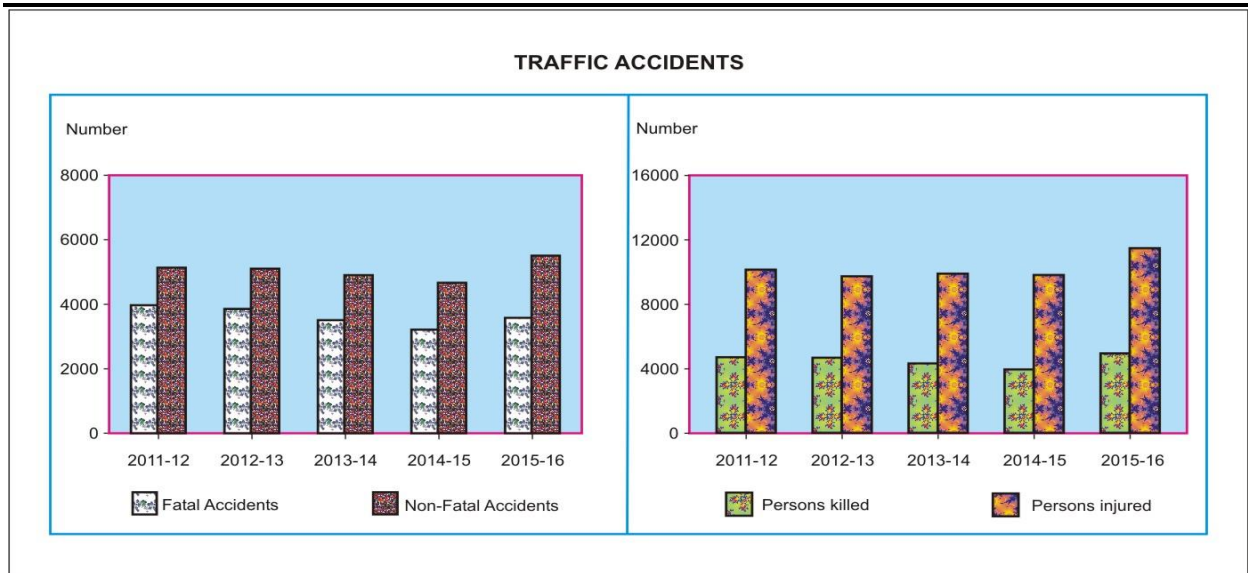
S. No.	Description	Monthly			
		Jun, 2016	Jul,2016	Aug,2016	Sep,2016
1	Meat, fish and other preparations	29.67	34.79	37.16	57.85
2	Milk, Butter, Cheese and Honey	744.79	909.32	788.60	286.60
3	Fruits, nuts and vegetables	574.51	377.41	613.71	805.51
4	Coffee, nuts and vegetables	508.86	571.41	702.09	554.87
5	Oil-seeds & miscellaneous fruits	494.91	224.31	413.46	390.99
6	Vegetable plaiting Materials	63.06	70.03	76.84	83.25
7	Animal and vegetable fats and oil	1888.21	1517.92	1944.57	1856.39
8	Sugar and confectionery	73.77	55.09	75.38	57.04
9	Edible, preparation of cereals and vegetables	743.73	642.99	740.14	510.68
10	Beverages, spirits and vinegars	35.07	26.87	30.15	21.64
11	fodder	520.87	180.26	217.58	52.80
12	Tobacco	12.28	24.11	6.18	21.46
13	Minerals, fuel, oils and products thereof	4836.16	2293.53	3707.14	4488.10
14	Chemicals and chemicals products	1146.14	979.64	1027.48	785.85
15	Pharmaceutical products	341.83	311.35	306.82	316.86
16	Dyes, colours, paints and varnishes	478.51	390.40	435.08	383.54
17	Perfumery, soap and toilet preparations	703.44	657.16	790.38	606.22
18	Albuminoidal substances modified starches, glues,enzymes	64.09	48.61	72.96	63.29
19	Matches and other explosives	1.17	3.40	0.33	1.49
20	Photographic and cinematographic goods	255.45	183.78	249.12	187.86
21	Plastic and articles thereof	1546.80	1185.86	1533.05	1161.58
22	Rubber and articles thereof	654.76	617.59	809.71	623.73
23	Leather articles and footwear	441.81	211.77	683.66	366.78
24	Wood & articles of wood; wood charcoal	126.87	104.20	146.27	117.04
25	Wood, paper and stationery	898.21	758.43	942.93	696.20
26	Silk yarn and fabrics	36.97	24.99	36.14	24.20
27	Fabrics of Wool, flax, ramle metal, vegetable	118.95	128.84	137.20	122.04
28	Cotton, textile, fibre & other paper & veg yarn	159.03	138.86	174.74	179.63
29	Yarn and fabrics of man-made fiber	1094.02	1187.41	1396.38	1355.55
30	Carpets & other floor covering	47.99	23.10	26.22	21.17
31	Special Woven Fabrics and Variety	56.81	36.87	70.65	54.63
32	Textile articles including knitted & crocheted goods	449.55	401.76	557.87	687.74
33	articles;rugs	182.59	158.04	219.54	295.94
34	Glasses and earthen/ware	1042.91	779.04	891.25	767.84
35	Precious metals,stones,pearls & imitation jewellery	44.30	19.05	21.66	22.96
36	Iron & steel manufactures thereof	4259.85	3013.83	3626.19	2665.10
37	Metals other than gold, silver, iron & steel	609.30	556.37	424.05	357.84
38	Cutlery, tools articles of base metals	243.54	186.45	228.27	178.02
39	Machinery and mechanical appliances	2864.25	2271.97	3782.63	2285.67
40	Electric machinery and equipment	2021.68	1735.58	2297.53	2222.65
41	Railway and tramway plant and rolling stock	34.37	65.96	43.29	36.89
42	Motor and other vehicles	6190.58	4601.34	5716.96	5249.14
43	Ships, boats and Air crafts	2015.71	79.70	176.11	235.00
44	Clocks, watches and parts thereof	15.97	8.73	15.59	6.35
45	Arms and ammunitions	5.47	4.04	4.82	0.70
46	Toys, games and sports goods	119.42	86.94	118.41	73.05
47	Sub total (1 to 46)	38798.23	27889.10	36316.29	31339.73
48	All other articles	22991.35	1683.49	2478.98	4397.26
49	Total Import Duty	55833.32	26103.35	34398.77	31983.96
50	Warehouse Charges	45.90	37.13	42.28	34.62
51	Regularity Duty	3575.38	2704.81	3430.08	2819.49
52	Miscellaneous	1769.55	323.74	462.65	471.91
53	0.25 % Export Development Charges	477.53	394.71	436.68	403.03
54	Export Duties	87.60	9.20	24.84	24.04
55	Gross	61789.28	29572.94	38795.30	35736.96
56	Refund	35.27	17.12	21.29	60.56
57	Rebate	916.50	999.09	1018.35	1114.57
58	Refund & Rebate	951.77	1016.21	1039.64	1175.13
59	Net	60837.51	28556.73	37755.66	34561.83

Source: Federal Board of Revenue, Islamabad.

9. SOCIAL

9.1 Data on Traffic Accidents

Year/Month	Total Number of Accidents	Accident		Persons		Total Number of Vehicles Involved
		Fatal	Non - Fatal	Killed	Injured	
PAKISTAN						
2011-12	9140	3966	5174	4758	10145	9986
2012-13*	8988	3884	5104	4719	9710	9876
2013-14*	8359	3500	4859	4348	9777	9423
2014-15*	7865	3214	4651	3954	9661	8949
2015-16*	9100	3591	5509	4448	11544	10636
2015 Sep	810	295	515	360	881	967
Oct	799	330	469	392	1000	927
Nov	775	307	468	364	805	887
Dec	724	310	414	353	927	848
2016 Jan	646	269	377	341	857	777
Feb	678	264	414	377	869	786
Mar	680	280	400	327	940	775
Apr	777	297	480	383	1043	897
May	874	327	547	405	1237	1023
Jun	760	311	449	386	985	904
Jul	843	335	508	411	1009	991
Aug	736	287	449	371	1028	853
Sep	827	345	482	426	1138	963



Note: Data from July,2012 onward includes ICTs.

* Included Islamabad

Contd.

9.1 Data on Traffic Accidents

Year/Month	Total Number of Accidents	Accident		Persons		Total Number of Vehicles Involved
		Fatal	Non - Fatal	Killed	Injured	
ISLAMABAD						
2012-13	201	107	94	109	180	212
2013-14	256	120	136	132	206	256
2014-15	216	107	109	118	182	217
2015-16	244	120	124	140	209	244
2015 Sep	19	12	7	14	17	19
Oct	24	16	8	16	5	24
Nov	25	17	8	19	25	25
Dec	21	7	14	8	18	21
2016 Jan	13	6	7	6	12	13
Feb	14	5	9	5	12	14
Mar	8	5	3	7	4	8
Apr	23	13	10	15	25	23
May	22	9	13	10	14	22
Jun	23	9	14	11	13	23
Jul	19	10	9	11	17	19
Aug	18	12	6	12	12	18
Sep	18	12	6	14	8	18
PUNJAB						
2011-12	4990	2361	2629	2888	5071	4990
2012-13	4587	2213	2374	2692	4515	4587
2013-14	3696	1717	1979	2145	3941	3696
2014-15	3054	1435	1619	1750	3652	3054
2015-16	3288	1576	1712	2053	4550	3288
2015 Sep	294	120	174	158	292	294
Oct	324	160	164	206	462	324
Nov	264	134	130	166	293	264
Dec	299	167	132	166	393	299
2016 Jan	222	104	118	140	310	222
Feb	254	123	131	221	391	254
Mar	250	109	141	129	400	250
Apr	257	124	133	177	403	257
May	311	148	163	197	539	311
Jun	230	123	107	163	347	230
Jul	268	129	139	157	338	268
Aug	244	119	125	145	371	244
Sep	309	164	145	200	443	309
SINDH						
2011-12	1054	681	373	756	681	1121
2012-13	935	582	353	696	637	960
2013-14	945	613	332	791	893	1103
2014-15	881	583	298	771	863	1029
2015-16	924	634	290	749	754	1144
2015 Sep	79	55	24	68	56	96
Oct	75	46	29	54	71	91
Nov	68	41	27	44	37	82
Dec	71	50	21	57	35	87
2016 Jan	77	59	18	64	95	101
Feb	82	50	32	57	59	103
Mar	90	62	28	73	88	116
Apr	74	50	24	57	65	87
May	79	53	26	59	58	89
Jun	80	59	21	70	42	90
Jul	91	66	25	78	47	98
Aug	86	54	32	92	157	94
Sep	71	50	21	74	82	80

Contd.

9.1 Data on Traffic Accidents

Year/Month	Total Number of Accidents	Accident		Persons		Total Number of Vehicles Involved
		Fatal	Non - Fatal	Killed	Injured	
KHYBER P.K.						
2011-12	2772	785	1987	953	3913	3501
2012-13	2968	846	2122	1059	4016	3736
2013-14	3120	877	2243	1033	4257	3934
2014-15	3399	942	2457	1137	4524	4260
2015-16	4287	1083	3204	1299	5527	5490
2015 Sep	385	92	293	102	486	519
Oct	350	95	255	100	422	450
Nov	388	98	290	115	428	479
Dec	318	79	239	115	434	419
2016 Jan	307	87	220	115	404	403
Feb	303	76	227	83	373	382
Mar	302	86	216	97	378	364
Apr	387	92	295	114	505	486
May	426	99	327	116	588	552
Jun	393	102	291	123	533	512
Jul	426	105	321	131	569	557
Aug	345	77	268	92	443	440
Sep	381	91	290	96	516	490
BALUCHISTAN						
2011-12	324	139	185	161	480	374
2012-13	297	136	161	163	362	381
2013-14	342	173	169	247	480	434
2014-15	315	147	168	178	440	389
2015-16	357	178	179	207	504	470
2015 Sep	33	16	17	18	30	39
Oct	26	13	13	16	40	38
Nov	30	17	13	20	22	37
Dec	15	7	8	7	47	22
2016 Jan	27	13	14	16	36	38
Feb	25	10	15	11	34	33
Mar	30	18	12	21	70	37
Apr	36	18	18	20	45	44
May	36	18	18	23	38	49
Jun	34	18	16	19	50	49
Jul	39	25	14	34	38	49
Aug	43	25	18	30	45	57
Sep	48	28	20	42	89	66

Source: Provincial Police Departments & ICT Police.

9.2 Data on Telecommunication 2016

Months	Distribution of Cellular Mobile Subscribers					
	Total	Moblink	CM Pak	Ufone	Telenor	Warid
Jan	128041567	36973674	24613601	20262334	35392846	10799112
Feb	129851669	37481812	24859472	20587591	36015783	10907011
Mar	131412658	38117902	24669917	20820301	36784001	11020537
Apr	132652763	38537325	24901019	20717518	37427269	11069632
May	133477666	38992717	25135832	20329451	37907652	11112014
Jun	133241465	39118521	25251329	19833670	38020771	11017174
Jul	133283043	39491024	25588687	19493177	38098269	10611886
Aug	133908192	40131931	25855188	19130803	38078200	10712070
Sep	134411877	40604402	26156593	18971119	38284827	10394936
Oct						
Nov						
Dec						

Source : Pakistan Telecommunication Authority, Islamabad.

9.3 Visitors at Archaeological Museum in Pakistan

Area/ attraction	July, 2016		August, 2016		September, 2016	
	Foreigner	National	Foreigner	National	Foreigner	National
PAKISTAN	1148	358642	1480	201778	1416	176016
ISLAMABAD	487	136150	462	88590	414	67227
Pakistan Museum of Natural History	23	15360	24	16770	34	10175
Lok Virsa Heritage Museum	177	41105	212	24653	209	19246
Pakistan Monument Museum	212	79405	191	46992	128	37581
Pakistan Railway Heritage Museum	75	280	35	175	43	225
PUNJAB	504	198458	517	83747	513	83484
Lahore Museum Lahore	191	32502	249	19705	208	13368
Allama Iqbal Library & Museum, Sialkot.	3	585	2	430	3	567
Museum, Taxila, Rawalpindi	186	54590	113	23548	115	21726
Museum, Harappa, Sahiwal.	6	20160	11	7202	8	10930
Allama Iqbal Museum, Javid Manzil, Lahore	-	118	-	145	1	231
PMDC Khewara Mines Museum, Chakwal	118	90503	142	32717	178	36662
SINDH	112	19898	460	26550	468	22698
National Museum of Pakistan, Karachi	21	2776	97	1997	208	1498
Sindh Provincial Museum, Hyderabad.	16	2390	22	2540	16	2309
Museum, Banbhore, Thatta.	3	3188	4	4012	3	3139
Museum, Moenjodaro, Larkana.	16	7351	7	1703	11	6930
Museum Umerkot, Tharparkar.	-	2736	-	6824	-	1680
Quid-e-Azam Birth Place, Karachi.	-	399	-	2944	-	282
Quid-e-Azam House Museum, Karachi.	56	1058	330	6530	230	6860
KHYBER PAKHTUNKHWA	45	4018	41	2768	21	2495
Peshawar Museum, Peshawar.	22	1753	35	1358	12	1297
Museum Saidu Sharif, Swat.	22	1544	5	973	6	809
Dir Museum, Chakdara	1	721	1	437	3	389
BALUCHISTAN	-	118	-	123	-	112
Museum Balochistan, Quetta.	-	118	-	123	-	112

Source:-Department of Archaeology and Museum,
Government of Pakistan & Provincial Government

9.4 Visitors at Heritage Site in Pakistan

Area/ attraction	July, 2016		August, 2016		September, 2016	
	Foreigner	National	Foreigner	National	Foreigner	National
PAKISTAN	599	371714	384	266640	470	322696
PUNJAB	517	327716	314	248942	392	289671
Jahangir's Tomb, Lahore	78	35850	62	40859	86	52572
Shalimar Garden, Lahore	38	50790	27	20000	39	28000
Royal Fort (Shahi Qila), Lahore	158	131326	101	143333	131	167343
Hiran Minar & Tank, Sheikhpura	51	35000	-	14000	13	9100
Harappa, Sahiwal	6	20160	11	7202	8	10930
Taxila, Rawalpindi	186	54590	113	23548	115	21726
SINDH	19	17270	15	15578	24	16682
Banbhore , Thatta.	3	3188	4	4012	3	3139
Makli Hill Monument, Thatta	-	3995	4	3039	10	4933
Moenjodaro, Larkana.	16	7351	7	1703	11	6930
Umerkot Fort, Tharparkar.	-	2736	-	6824	-	1680
KHYBER PAKHTUNKHWA.	63	26728	55	2120	54	16343
Remains of Takht-i-Bhai, Mardan	12	26500	4	1800	14	16023
Butkara Site Museum, Saidu Sharif, Swat	1	28	1	20	-	20
Julian Site, Haripur	50	200	50	300	40	300
BALUCHISTAN						

Source: Department of Archaeology and Museum.
Government of Pakistan & Provincial Government.

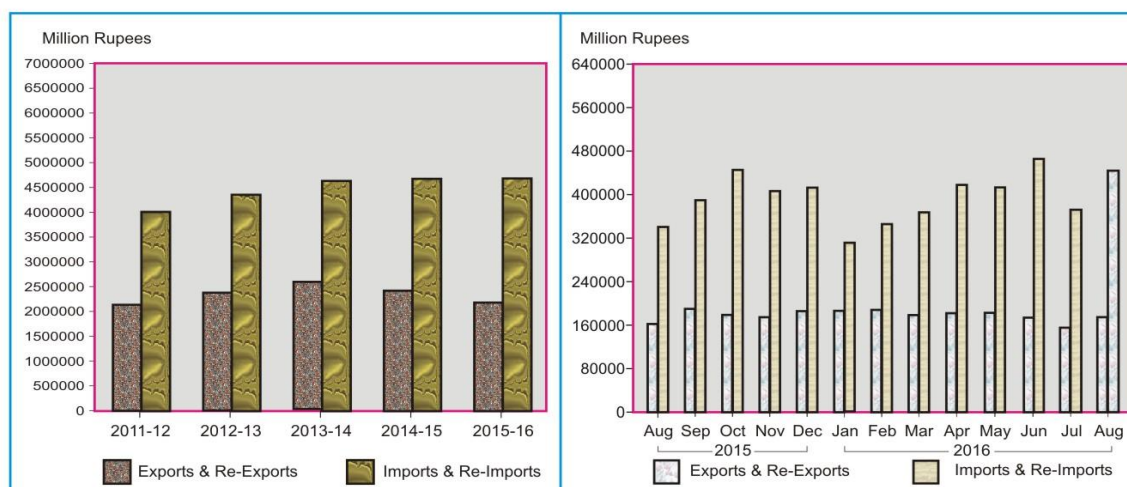
10. TRADE

10.1 Value of Foreign Trade

(Million Rupees)

Year / Month	Exports	Re-Exports	Imports	Re-Imports	Balance of Trade
2011-12	2,110,605.5	18,570.2	4,009,093.0	--	-1,883,049.0
2012-13	2,366,477.8	9,946.3	4,349,879.5	--	-1,973,455.4
2013-14	2,583,463.2	16,369.1	4,630,520.8	1,855.7	-2,032,544.2
2014-15	2,397,513.0	20,191.2	4,644,151.6	20,961.9	-2,247,409.3
2015-16	2,166,846.4	18,574.8	4,658,748.9	20,748.0	-2,494,075.7
2015 Aug	187,222.4	2,801.2	389,086.5	1,707.4	-200,770.3
Sep	179,817.5	990.5	360,660.6	1,721.8	-181,574.4
Oct	179,927.0	1760.9	406,821.1	1902.6	-227,035.8
Nov	174,781.5	1196.9	404,666.5	1878.7	-230,566.8
Dec	186,486.4	1854.6	399,510.7	1899.5	-213,069.2
2016 Jan	185,298.2	954.2	362,229.4	1661.1	-177,638.1
Feb	186,869.1	1852.1	343,205.7	1572.0	-156,056.5
Mar	181,891.1	1043.9	371,192.6	1582.0	-189,839.6
Apr	179,622.0	2031.5	399,929.3	1779.7	-220,055.5
May	191,221.3	869.1	416,800.7	1692.1	-226,402.4
Jun	172,176.3	2328.9	464,126.8	1875.5	-291,497.1
Jul	154,463.0	1146.8	370,368.8	1645.0	-216,404.0
Aug	172,989.6	2117.8	450,160.7	2053.6	-277,106.9

VALUE OF FOREIGN TRADE

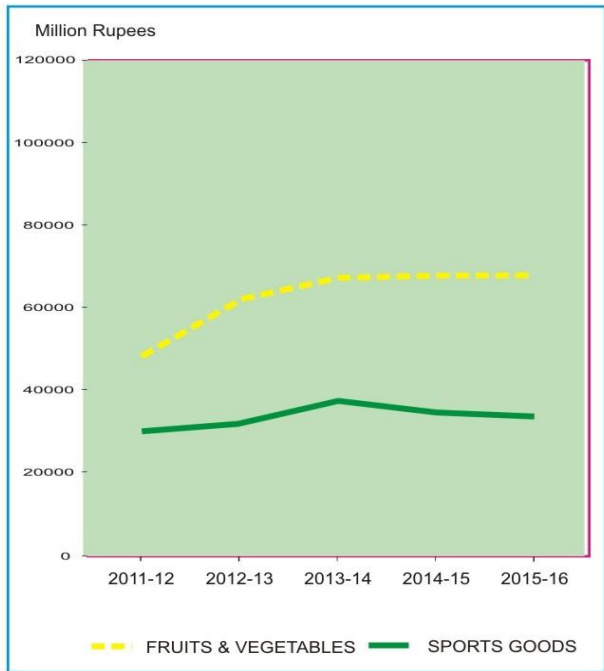
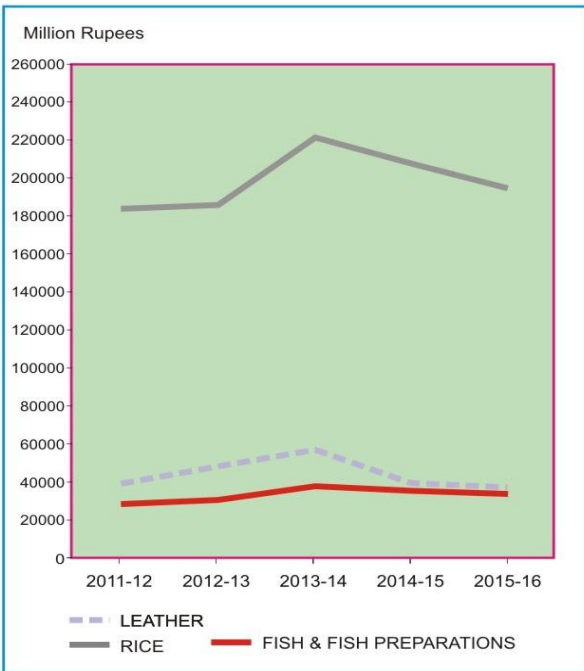
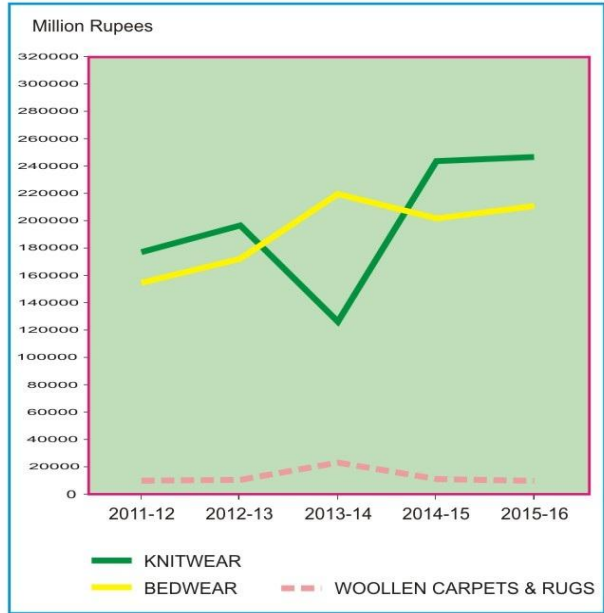
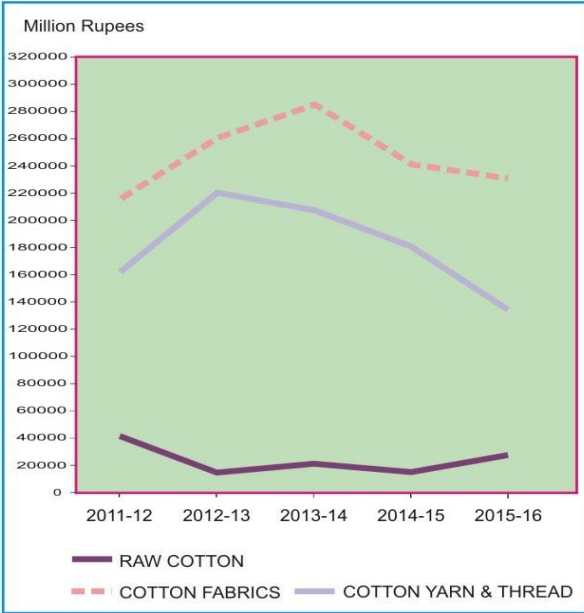


10.2 Exports by Commodity/Group

(Million Rupees)

Year/ Month	Raw Cotton	Cotton Fabrics	Cotton Yarn and Thread	Knitwear	Bedwear	Woollen Carpets & Rugs	Leather	Rice	Fish & Fish Prepara- tions	Fruits & Vege- tables	Sports goods
2011-12	41,392.6	218,159.8	163,403.5	176,652.4	155,108.3	10,113.5	39,841.2	184,405.0	28,597.6	48,321.8	30,241.0
2012-13	14,888.1	260,237.5	219,017.0	197,434.3	172,724.2	11,484.6	48,455.7	186,623.1	30,759.1	62,126.8	32,375.2
2013-14	21,352.5	285,130.2	207,199.9	235,564.7	219,961.7	12,616.2	56,496.4	222,906.7	37,917.6	66,703.9	37,259.6
2014-15	14,932.7	248,430.9	188,615.4	243,718.7	213,017.9	11,772.5	49,582.8	206,266.3	35,429.4	67,864.3	34,293.6
2015-16	7,948.1	230,757.3	134,027.9	246,267.3	210,543.5	9,896.6	37,802.9	194,249.6	33,918.4	66,839.6	33,861.6
2015 Aug	1,780.1	20,326.0	14,446.3	21,762.6	18,342.3	704.1	3,297.5	12,432.2	1,543.7	4,394.0	2,565.7
Sep	3,382.9	20,178.1	13,078.6	21,008.2	18,383.0	736.0	3,524.1	12,951.3	3,382.1	3,143.4	2,603.7
Oct	1,223.4	20,848.2	12,979.6	19,601.6	17,324.9	825.9	3,032.6	15,415.1	3,728.2	3,829.1	2,662.8
Nov	196.7	17,195.9	9,323.8	18,753.2	17,173.9	1,025.4	3,249.8	21,479.6	3,368.5	4,074.9	2,673.3
Dec	266.4	19,539.7	11,659.6	20,463.4	16,106.5	1,180.0	2,888.5	18,929.9	3,507.0	8,539.5	3,314.3
2016 Jan	223.1	20,097.1	9,585.3	21,675.6	17,774.2	871.5	2,718.2	16,549.4	2,536.5	10,475.6	2,739.3
Feb	75.2	19,191.2	11,382.9	18,171.3	17,872.4	699.8	2,679.1	19,024.2	2,274.6	9,181.2	2,805.3
Mar	93.6	20,899.3	9,943.2	18,313.0	17,913.7	611.8	3,305.6	17,503.4	2,910.9	6,262.2	2,590.2
Apr	35.6	20,325.0	9,980.9	19,087.1	17,818.5	887.7	3,273.4	18,154.0	3,209.4	5,144.1	3,325.8
May	34.7	19,507.5	10,004.9	22,765.3	19,246.7	875.1	3,685.5	17,465.6	3,641.5	4,563.3	3,125.1
Jun	66.4	15,485.6	9,451.1	22,682.5	16,442.5	679.0	2,980.8	15,067.3	2,027.2	4,199.5	2,982.4
Jul	342.9	18,186.7	11,039.7	21,543.2	17,750.5	721.9	2,700.2	8,795.4	1,164.5	3,286.8	2,564.3
Aug	724.2	21,493.6	12,617.0	21,218.4	19,468.0	686.9	3,247.5	7,906.2	1,921.7	5,072.9	2,984.2

EXPORTS BY COMMODITY/GROUP

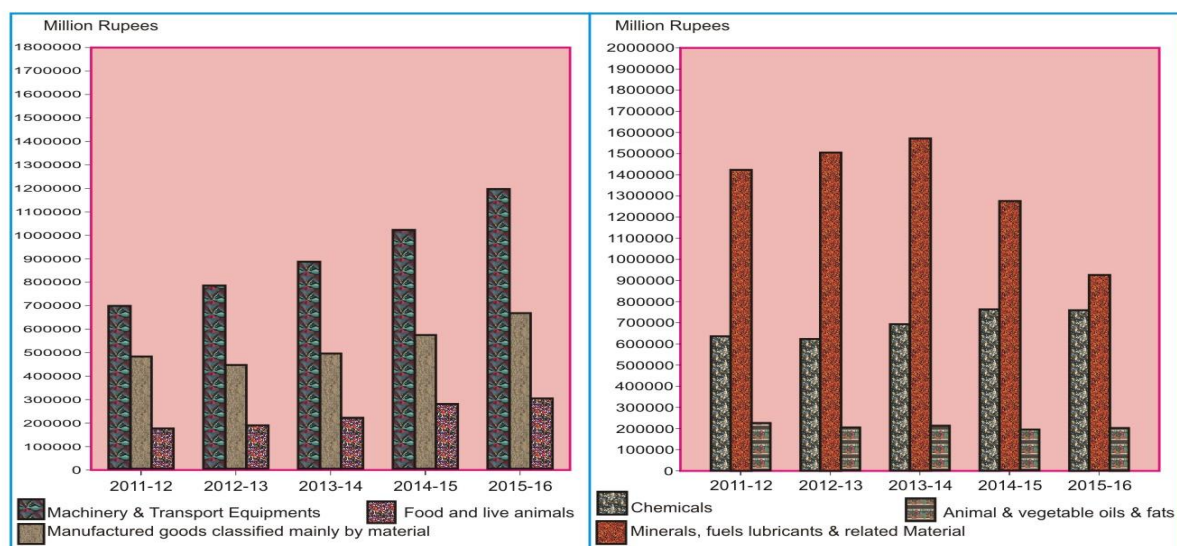


10.3 Imports by Commodity/Group

(Million Rupees)

Year/Month	Machinery and Transport Equipment	Manufactured Goods Classified Mainly by Material	Food and Live animals	Chemicals	Mineral Fuels, Lubricants and related Materials	Animal or Vegetable Oils & Fats
2011-12	699,993.9	482,498.6	179,555.6	637,823.7	1,420,173.6	228,731.4
2012-13	783,966.3	444,919.9	190,555.4	621,466.0	1,504,034.0	205,311.0
2013-14	886,479.3	496,850.9	221,052.9	691,397.7	1,570,968.0	213,427.6
2014-15	1,019,546.8	571,607.2	280,008.3	761,241.6	1,274,835.8	193,222.0
2015-16	1,197,306.7	661,908.8	305,420.7	755,705.4	927,237.0	201,551.1
2015 Aug	85,852.2	53,996.1	24,846.2	58,440.3	103,605.8	18,185.4
Sep	81,127.0	49,548.4	27,869.5	60,511.0	82,199.7	19,836.4
Oct	100,180.6	56,462.9	31,751.8	72,699.4	82,217.7	20,621.4
Nov	104,984.1	57,441.7	25,158.7	70,570.4	71,025.8	15,007.0
Dec	107,711.7	57,640.1	23,847.8	65,912.5	69,500.4	13,535.4
2016 Jan	101,988.2	57,356.8	24,612.9	48,724.4	58,437.1	15,196.3
Feb	89,787.7	52,117.9	19,382.6	54,454.1	58,031.5	16,567.8
Mar	98,704.2	54,700.5	26,432.2	61,143.8	63,576.9	18,062.5
Apr	114,243.5	61,122.2	22,051.6	67,739.9	67,331.1	15,469.2
May	103,831.6	57,172.1	28,683.2	66,620.9	86,164.7	20,206.2
Jun	136,160.5	59,940.9	27,429.0	64,448.2	102,680.1	16,301.9
Jul	97,355.3	50,976.7	22,292.1	60,724.8	87,512.6	13,060.9
Aug	145,172.9	62,853.0	28,657.2	65,166.2	83,339.0	16,417.9

IMPORTS BY COMMODITY / GROUP



10.4 Exports by Selected Commodities in Dollars

(In Thousand Dollar)

Groups/commodities	Unit	Aug., 2016		Cuml, From July, 2016		Aug., 2015		Cuml, From July, 2015	
		Quantity	Value	Quantity	Value	Quantity	Value	Quantity	Value
GRAND TOTAL			1653471		3128215		1829486		3417516
A.PRIMARY COMMODITIES			176395		330971		269395		471608
01.RICE	MT	146769	75569	310861	159543	226652	121484	393765	212652
(I) RICE BASMATI	MT	30467	29126	59192	56857	42195	44621	73805	81136
(II) RICE OTHER VARIETIES	MT	116302	46443	251669	102686	184457	76863	319960	131516
02.FISH AND FISH PREPARATIONS	KG	6413978	18368	10107413	29486	6055100	15085	13328901	32670
03.FRUIT & VEGETABLES INCL.JUICES	KG	94207349	50248	158063068	84334	113870353	45380	180295632	75980
(I) FRUITS	KG	51943153	37747	81125350	60981	27055455	21327	49035825	39230
(II) VEGETABLES	KG	40959680	10741	73750796	18888	84505448	21610	127809980	33131
(III) FRUIT & VEGETABLE JUICES	KG	1304516	1760	3186922	4465	2309450	2444	3449827	3619
04.WHEAT	MT								
05.WHEAT FLOUR	MT	17952	5797	40809	12940	121355	38492	180167	57337
06.SPICES(INCL. CHILLIES)	KG	1157547	4861	2357337	9753	1359414	5033	2343263	9197
07.OIL SEEDS, NUTS AND KERNELS	KG	1689007	2441	2454194	3468	632279	860	1080346	1476
08.LEGUMINOUS VEGETABLE	KG								
09.FLOWERS	KG	50086	85	76205	139			29532	60
10.RAW HIDES AND SKINS	KG	225	5	225	5	31920	124	31920	124
11.RAW WOOL AND ANIMAL HAIR	KG	270122	471	578980	1055	572072	866	1005819	1589
(I) RAW WOOL	KG	51918	104	139718	296	85373	167	367090	618
(II) ANIMAL HAIR	KG	218204	367	439262	759	486699	699	638729	971
12.CRUDE ANIMAL MATERIAL	KG	1435630	1396	2533832	2889	1810789	1622	3241952	3690
13.CRUDE FERTILIZER	MT	1194	185	2223	345	2310	239	4345	471
14.MOLASSES	KG	28000	4	6675002	815	14327000	1580	14357000	1583
15.RAW COTTON	MT	4103	6922	6024	10197	10819	17395	14294	22998
16.COTTON WASTE	MT	3764	4426	6006	6673	3615	3464	5554	5443
17.PETROLEUM CRUDE	MT								
18.MARBLES AND STONES	MT	38450	4995	64702	8629	27412	4093	65700	9295
19.TOBACCO	KG	175146	623	199005	700	41220	132	354338	1020
(I) UN-MANUFACTURED	KG	165579	576	183349	624	26520	92	319742	895
(II) MANUFACTURED EXCL.CIGARETTE	KG	9567	46	15656	76	14700	39	34596	125
20.COKE	MT								
B.TEXTILES MANUFACTURES			1048763		2002104		1065755		2058201
01.COTTON YARN	KG	40773023	116574	77097428	219140	45367101	141099	84127623	260686
02.COTTON CLOTH	SQM	195370224	205440	364694003	379079	187978700	198620	335410695	367356
03.ARTICLES OF APPAREL & CLOTHING ACCESSORIES (EXCL. KNITWEARS)	DOZ	2767900	185564	5216519	361971	2347018	171300	4944203	350867
04.ART SILK AND SYNTHETIC TEXTILES	SQM	9350614	13799	12026658	19138	29576476	26589	56824093	49353
05.COTTON THREAD	KG	984258	4022	1680585	6858	11506	66	68040	336
06.TEXTILE FABRICS WOVEN(OTHER THAN COTTON & ARTIFICIAL FABRICS)	--		882		1146		857		1420
07.TULE, LACE, EMBROIDERY ETC	--		961		1995		1441		2582
08.COTTON BAGS/SACKS	MT	428	690	842	1419	610	836	1131	1675
09.TENTS & OTHER CANVAS GOODS	KG	3864664	9900	5529552	13739	1849252	4509	3651169	9207
10.BED WEAR	KG	32435411	186079	59811988	355554	27507418	179236	52151168	337955
11.TOWELS	KG	13337952	58616	27371686	117574	15000312	71745	30859658	138863
12.TEXTILE MADE UPS (EXCL. TOWELS & BED WEAR)	--		56139		102649		46216		91610
13.KNITWEARS	DOZ	8565507	202810	17775697	408494	10043057	212658	18235238	428777
14.WASTE MATERIAL OF TEXTILE FIBRES/FABRICS	KG	2150802	1476	4110485	2707	3103546	2152	6013949	4226
15.YARN OTHER THAN COTTON YARN	KG	1209582	3322	1780258	4957	1808556	4553	2409185	6205
16.KINTTED OR CROCHATED FABRICS	SQM	865224	2488	1910329	5685	1276935	3878	2406777	7081
C.OTHER MANUFACURES			277257		520264		326766		574792
01.CIGARETTES	THNO	5702	104	5702	104	4844	111	4971	114
02.LEATHER	SQM	1570849	31040	2847355	56821	1410999	32222	2981856	63364
03.CARPETS,RUGS AND TAPESTRIES ETC	SQM	211024	6842	342941	13768	125896	7424	272535	15559

Contd.

10.4 Exports by Selected Commodities in Dollars

(In Thousand Dollar)

Groups/commodities	Unit	Aug., 2016		Cuml, From July, 2016		Aug., 2015		Cuml, From July, 2015	
		Quantity	Value	Quantity	Value	Quantity	Value	Quantity	Value
(I) WOOLLEN CARPETS AND RUGS	SQM	124796	6565	255539	13458	105467	6880	240666	14749
(II) WOOLLEN CARPET MACHINE MADE	SQM	88	3	528	15	4396	143	5018	159
(III) TAPESTRY CLOTH	SQM								
(IV) CARPETS KNOTTED & OTHER FLOOR COVERING	SQM	86140	274	86874	295	16033	401	26851	651
04.PETROLEUM PRODUCTS	MT	21598	9774	35912	15642	10904	7019	19179	12861
05.FEEDING STUFF FOR ANIMALS	KG	18728631	3008	32772216	5848	29837160	4791	64125621	8985
06.CHEMICALS AND PHARMACEUTICAL PRODUCTS	--		68511		131504		128231		174174
(I) PLASTIC MATERIALS	KG	13657692	22320	21691895	36505	16364198	21039	27951447	35115
(II) PHARMACAUTICAL PRODUCTS.	KG	791757	18067	1637252	34517	866953	17319	1752418	36266
(III) FERTILIZER MANUFACTURES	MT	2	1	2	1				
(IV) OTHER CHEMICAL	--		28124		60481		89873		102792
07.RUBBER MANUFACTURES	--		1345		2264		772		1713
08.PAPER AND PAPER BOARD	KG	3594574	9025	6896953	16377	1448971	4588	2695563	8329
09.GUAR AND GUAR PRODUCTS	KG	1421183	1780	2348528	2906	1315565	2959	2275315	5054
10.CUTLERY	--		6048		12096		6011		12207
11.GOLD	GM								
12.COPPER AND ARTICLES THEREOF	--		3965		7467		4716		8791
13.MACHINERY & TRANSPORT EQUIPMENT (INCL.ENGINEERING ELECTRICAL GOODS)	--		18408		32769		15352		30091
(I) ELECTRIC FANS	NO	108749	2371	248004	5286	92727	1962	199588	4213
(II) TRANSPORT EQUIPMENT	--		1383		1903		2338		2972
(III) OTHER ELECTRICAL MACHINERY	--		3357		5825		3576		7134
(IV) MACHINERY SPECIALIZED PARTICULARS INDUSTRIES	--		2880		5296		3149		6083
(V) AUTO PARTS	--		1063		2082		1110		2579
(VI) OTHER MACHINERY	--		7354		12376		3219		7109
14.FOOTWEARS	PAIR	998473	9995	2020359	20071	874947	10457	1738303	20339
(I) LEATHER FOOTWEAR	PAIR	541812	8498	1135547	17402	631827	7949	1164601	16955
(II) CANVAS FOOTWEAR	PAIR	14870	70	17030	80	13290	51	33285	94
(III) OTHER FOOTWEAR	PAIR	441791	1427	867782	2589	229830	2457	540417	3291
15.LEATHER MANUFACTURES(EXCL. LEATHER FOOTWEARS)	--		43280		84251		42855		92644
(I) LEATHER GLOVES	DOZ	390632	15822	791326	29101	441123	15256	1115786	32907
(II) APPAREL & CLOTHING	DOZ	67458	26106	151889	52793	82197	26546	161935	57688
(III) OTHER LEATHER MANUFACTURES	KG	124768	1353	186053	2357	80998	1054	155902	2049
16.HOUSE-HOLD EQUIPMENT	KG	97771	477	264484	780	360151	646	582114	1044
17.SPORTS GOODS	--		28524		53007		25071		49390
(I) FOOT BALLS COMPLETE	DOZ	212356	11519	457231	24482	267830	13803	543825	27833
(II) GLOVES (SPORTS)	DOZ	348201	13550	550725	20814	145077	6983	359366	16017
(III) OTHER	--		3455		7711		4285		5540
18.SURGICAL GOODS,MEDICAL INSTRUMENTS AND APPLIANCES	NO	24591405	25820	37594388	48921	20494066	23967	39732933	54122
19.ONYX MANUFACTURED	KG	260527	704	489518	1178	192569	378	467822	1001
20.HANDICRAFTS	--				9				
21.TEXTILE PRODUCT & ARTICLE FOR TECHNICAL USE	KG	13369	80	31881	174	24952	147	31874	192
22.BOOKS AND PRINTED MATTERS	--		437		756		359		844
23.PIG IRON	MT			1	1				
24.PRECIOUS/SEMI-PRECIOUS STONE	GM	317280	272	622000	482	319985	178	1127710	426
25.JEWELLERY	--		1055		1565		601		1054
26.ARTICLES OF PLASTIC	KG	2211438	6127	3712745	10425	2512738	7509	3978332	11735
27.FURNITURE	NO	30695	552	53677	875	14403	392	46543	733
28.PARTS OF FOOTWEAR	--		83		203		13		23
D.OTHERS	--		151055		274876		167569		312916

10.5 Exports by Selected Commodities in Rupees

(In Thousand Rupees)

Groups/commodities	Unit	Aug., 2016		Cuml, From July, 2016		Aug., 2015		Cuml, From July, 2015	
		Quantity	Value	Quantity	Value	Quantity	Value	Quantity	Value
GRAND TOTAL			172989568		327452518		187222445		348755927
A.PRIMARY COMMODITIES			18454804		34644929		27568830		48137804
01.RICE	MT	146769	7906183	310861	16701545	226652	12432155	393765	21705772
(I) RICE BASMATI	MT	30467	3047238	59192	5951746	42195	4566301	73805	8280610
(II) RICE OTHER VARIETIES	MT	116302	4858945	251669	10749798	184457	7865854	319960	13425163
02.FISH AND FISH PREPARATIONS	KG	6413978	1921664	10107413	3086167	6055100	1543737	13328901	3332457
03.FRUILTS & VEGETABLES INCL..JUICES	KG	94207349	5256986	158063068	8827166	113870353	4644008	180295632	7756603
(I) FRUILTS	KG	51943153	3949181	81125350	6382680	27055455	2182484	49035825	4003601
(II) VEGETABLES	KG	40959680	1123713	73750796	1977042	84505448	2211459	127809980	3383373
(III) FRUIT & VEGETABLE JUICES	KG	1304516	184092	3186922	467444	2309450	250065	3449827	369629
04.WHEAT	MT								
05.WHEAT FLOUR	MT	17952	606495	40809	1354676	121355	3939167	180167	5856017
06.SPICES(INCL. CHILLIES)	KG	1157547	508560	2357337	1020953	1359414	515094	2343263	938635
07.OIL SEEDS, NUTS AND KERNALS	KG	1689007	255392	2454194	362925	632279	88011	1080346	150701
08.LEGUMINOUS VEGETABLE	KG								
09.FLOWERS	KG	50086	8940	76205	14509			29532	6102
10.RAW HIDES AND SKINS	KG	225	522	225	522	31920	12689	31920	12689
11.RAW WOOL AND ANIMAL HAIR	KG	270122	49310	578980	110438	572072	88663	1005819	162204
(I) RAW WOOL	KG	51918	10923	139718	30950	85373	17102	367090	62962
(II) ANIMAL HAIR	KG	218204	38387	439262	79488	486699	71561	638729	99242
12.CRUE ANIMAL MATERIAL	KG	1435630	146040	2533832	302479	1810789	166018	3241952	376346
13.CRUE FERTILIZER	MT	1194	19350	2223	36113	2310	24442	4345	48062
14.MOLASSES	KG	28000	372	6675002	85401	14327000	161688	14357000	162044
15.RAW COTTON	MT	4103	724243	6024	1067183	10819	1780123	14294	2350039
16.COTTON WASTE	MT	3764	463061	6006	698363	3615	354502	5554	555811
17.PETROLEUM CRUE	MT								
18.MARBLES AND STONES	MT	38450	522559	64702	903206	27412	418861	65700	947958
19.TOBACCO	KG	175146	65127	199005	73283	41220	13475	354338	103800
(I) UN-MANUFACTURED	KG	165579	60284	183349	65294	26520	9437	319742	91054
(II) MANUFACTURED EXCL.CIGARETTE	KG	9567	4844	15656	7989	14700	4038	34596	12745
20.COKE	MT								
B.TEXTILES MANUFACTURES			109723806		209575554		109065227		210016200
01.COTTON YARN	KG	40773023	12196236	77097428	22938819	45367101	14439529	84127623	26603835
02.COTTON CLOTH	SQM	195370224	21493613	364694003	39680288	187978700	20326010	335410695	37489678
03.ARTICLES OF APPAREL & CLOTHING ACCESSORIES (EXCL. KNITWEARS)	DOZ	2767900	19414054	5216519	37890725	2347018	17530157	4944203	35795611
04.ART SILK AND SYNTHETIC TEXTILES	SQM	9350614	1443710	12026658	2002862	29576476	2720965	56824093	5036580
05.COTTON THREAD	KG	984258	420801	1680585	717875	11506	6750	68040	34232
06.TEXTILE FABRICS WOVEN(OTHER THAN COTTON & ARTIFICIAL FABRICS)	--		92313		119881		87722		144996
07.TULE, LACE, EMBROIDERY ETC	--		100508		208845		147435		263569
08.COTTON BAGS/SACKS	MT	428	72190	842	148517	610	85514	1131	170886
09.TENTS & OTHER CANVAS GOODS	KG	3864664	1035764	5529552	1437838	1849252	461448	3651169	939317
10.BED WEAR	KG	32435411	19468029	59811988	37218574	27507418	18342332	52151168	34487078
11.TOWELS	KG	13337952	6132538	27371686	12307695	15000312	7342093	30859658	14169353
12.TEXTILE MADE UPS (EXCL. TOWELS & BED WEAR)	--		5873384		10744810		4729551		9347058
13.KNITWEARS	DOZ	8565507	21218395	17775697	42761553	10043057	21762642	18235238	43746123
14.WASTE MATERIAL OF TEXTILE FIBRES/FABRICS	KG	2150802	154394	4110485	283331	3103546	220268	6013949	431215
15.YARN OTHER THAN COTTON YARN	KG	1209582	347593	1780258	518763	1808556	465967	2409185	634026
16.KINTTED OR CROCHATED FABRICS	SQM	865224	260285	1910329	595178	1276935	396845	2406777	722645
C.OTHER MANUFACTURES			29007234		54459491		33439999		58668984
01.CIGARETTES	THNO	5702	10833	5702	10833	4844	11394	4971	11697
02.LEATHER	SQM	1570849	3247505	2847355	5947703	1410999	3297450	2981856	6465261
03.CARPETS,RUGS AND TAPESTRIES ETC	SQM	211024	715804	342941	1441277	125896	759736	272535	1587226

Contd.

10.5 Exports by Selected Commodities in Rupees

(In Thousand Rupees)

Groups/commodities	Unit	Aug., 2016		Cuml, From July, 2016		Aug., 2015		Cuml, From July, 2015	
		Quantity	Value	Quantity	Value	Quantity	Value	Quantity	Value
(I) WOOLLEN CARPETS AND RUGS	SQM	124796	686885	255539	1408796	105467	704096	240666	1504512
(II) WOOLLEN CARPET MACHINE MADE	SQM	88	271	528	1611	4396	14633	5018	16225
(III) TAPESTRY CLOTH	SQM								
(IV) CARPETS KNOTTED & OTHER FLOOR COVERING	SQM	86140	28648	86874	30870	16033	41007	26851	66489
04.PETROLEUM PRODUCTS	MT	21598	1022617	35912	1637171	10904	718307	19179	1312495
05.FEEDING STUFF FOR ANIMALS	KG	18728631	314668	32772216	612168	29837160	490334	64125621	916931
06.CHEMICALS AND PHARMACEUTICAL PRODUCTS	--		7167780		13765534		13122638		17795912
(I) PLASTIC MATERIALS	KG	13657692	2335116	21691895	3820900	16364198	2153080	27951447	3584869
(II) PHARMACAUTICAL PRODUCTS.	KG	791757	1890156	1637252	3613149	866953	1772334	1752418	3699646
(III) FERTILIZER MANUFACTURES	MT	2	102	2	102				
(IV) OTHER CHEMICAL	--		2942405		6331383		9197224		10511396
07.RUBBER MANUFACTURES	--		140688		236985		79053		174711
08.PAPER AND PAPER BOARD	KG	3594574	944180	6896953	1714300	1448971	469487	2695563	850027
09.GUAR AND GUAR PRODUCTS	KG	1421183	186248	2348528	304182	1315565	302822	2275315	515932
10.CUTLERY	--		632759		1266163		615113		1245387
11.GOLD	GM								
12.COPPER AND ARTICLES THEREOF	--		414835		781612		482619		897170
13.MACHINERY & TRANSPORT EQUIPMENT (INCL.ENGINEERING ELECTRICAL GOODS)	--		1925834		3430072		1571026		3070300
(I) ELECTRIC FANS	NO	108749	248014	248004	553422	92727	200735	199588	429790
(II) TRANSPORT EQUIPMENT	--		144705		199182		239212		303797
(III) OTHER ELECTRICAL MACHINERY	--		351264		609761		365909		727860
(IV) MACHINERY SPECIALIZED PARTICULARS INDUSTRIES	--		301286		554403		322205		620697
(V) AUTO PARTS	--		111197		217899		113588		263044
(VI) OTHER MACHINERY	--		769369		1295404		329376		725113
14.FOOTWEARS	PAIR	998473	1045747	2020359	2101092	874947	1070095	1738303	2075343
(I) LEATHER FOOTWEAR	PAIR	541812	889050	1135547	1821649	631827	813467	1164601	1729517
(II) CANVAS FOOTWEAR	PAIR	14870	7369	17030	8414	13290	5182	33285	9549
(III) OTHER FOOTWEAR	PAIR	441791	149328	867782	271029	229830	251446	540417	336278
15.LEATHER MANUFACTURES(EXCL. LEATHER FOOTWEARS)	--		4528046		8819288		4385628		9450148
(I) LEATHER GLOVES	DOZ	390632	1655278	791326	3046203	441123	1561190	1115786	3356692
(II) APPAREL & CLOTHING	DOZ	67458	2731245	151889	5526389	82197	2716571	161935	5884397
(III) OTHER LEATHER MANUFACTURES	KG	124768	141522	186053	246697	80998	107867	155902	209059
16.HOUSE-HOLD EQUIPMENT	KG	97771	49917	264484	81673	360151	66073	582114	106611
17.SPORTS GOODS	--		2984222		5548548		2565682		5039429
(I) FOOT BALLS COMPLETE	DOZ	212356	1205123	457231	2562862	267830	1412553	543825	2839627
(II) GLOVES (SPORTS)	DOZ	348201	1417672	550725	2178441	145077	714624	359366	1633585
(III) OTHER	--		361427		807244		438505		566218
18.SURGICAL GOODS,MEDICAL INSTRUMENTS AND APPLIANCES	NO	24591405	2701387	37594388	5120960	20494066	2452648	39732933	5520074
19.ONYX MANUFACTURED	KG	260527	73667	489518	123325	192569	38668	467822	102088
20.HANDICRAFTS	--				940				
21.TEXTILE PRODUCT & ARTICLE FOR TECHNICAL USE	KG	13369	8407	31881	18232	24952	15039	31874	19644
22.BOOKS AND PRINTED MATTERS	--		45716		79114		36698		86055
23.PIG IRON	MT			1	151				
24.PRECIOUS/SEMI-PRECIOUS STONE	GM	317280	28458	622000	50443	319985	18173	1127710	43433
25.JEWELLERY	--		110421		163768		61457		107623
26.ARTICLES OF PLASTIC	KG	2211438	641006	3712745	1091150	2512738	768447	3978332	1198338
27.FURNITURE	NO	30695	57778	53677	91587	14403	40074	46543	74770
28.PARTS OF FOOTWEAR	--		8712		21221		1339		2378
D.OTHERS	--		15803724		28772545		17148388		31932939

10.6 Imports by Selected Commodities in Dollars

(In Thousand Dollar)

Groups/commodities	Unit	Aug., 2016		Cuml, From July, 2016		Aug., 2015		Cuml, From July, 2015	
		Quantity	Value	Quantity	Value	Quantity	Value	Quantity	Value
GRAND TOTAL			4302731		7838849		3802045		7149674
A. FOOD GROUP			326868		596919		304595		546407
1.MILK AND CREAM	KG	7503230	15937	15844654	34353	4927195	15069	9843402	30145
2.WHEAT UNMILLED	MT	--	--	--	--	--	--	--	--
3.PULSES	KG	84196229	70072	150149788	131750	72689653	45690	147995532	87523
4.DRY FRUITS	KG	12059114	14700	18949689	24142	6942578	8197	18894788	20309
5.SUGAR REFINED	MT	511	269	1177	608	1354	690	2818	1531
6.TEA	KG	21530288	52098	39114775	94194	14312472	44634	26384942	81705
7.SPICES	KG	14753706	11156	24893647	19527	10586246	10054	21971820	21726
8.MILK FOOD FOR BABIES,INFT.,INVLD	KG	1576573	10889	2810671	19789	876254	6847	1518223	11992
9.BEVERAGES	LTR	1190752	811	2272579	1544	1381857	670	2633474	1348
10.PALM OIL	KG	204324836	138976	355052387	243747	256208408	169983	416227204	276415
11.SOYABEAN OIL	KG	8170816	11961	19308080	27265	1805000	2760	9280251	13713
B. MACHINERY GROUP			1387593		2317099		838924		1553984
1.POWER GENERATING MACH.	--		431946		611096		128773		222503
2.AGRICULTURE MACHINERY&IMPLEMENTS	--		9082		16797		7304		14915
3.CONSTRUCTION & MINING MACHINERY	--		43856		70472		40984		65013
4.TEXTILE MACHINERY	--		31374		76069		37729		72427
5.METAL WORKING MACHINERY	--		6874		17420		6184		10217
6.GEN INDUSTRIAL MACH & EQU/PARTS NS	--		236111		404701		139914		239590
7.OFFICE MACH.INCL.DATA PROS. EQUIP.	--		44019		82955		25536		43403
8.TELECOM & SOUND RECORDING EQUIP	--		96404		170667		114945		193222
9.ELECTRICAL MACHINERY & APPARATUS	--		157050		281852		87392		247106
10.ROAD MOTOR VEHICLES	--		199886		367177		144843		269048
11.RAILWAY VEHICLES	--		13418		33746		13378		14773
12.AIRCRAFTS,SHIPS AND BOATS	--		35546		48804		59222		106770
13.OTHER MACHINERY	--		82026		135343		32720		54996
C. PETROLEUM GROUP			733498		1511506		955347		1723338
1.CRUDE PETROLEUM	MT	398817	121984	1076830	315793	597726	408433	915726	628217
2.PETROLEUM PRODUCTS	MT	1040285	511923	1985497	1004246	914690	538516	1680088	1002038
3.GAS NATURAL & MANUFACTURED	--		99592		191467		8398		93083
D. TEXTILE GROUP			115927		230510		120980		239999
1.SYNTHETIC AND REGENERATED FIBRE	KG	21150268	42597	43757017	85815	27463254	53630	55592089	108534
2.SYNTHETIC & ARTIFICIAL SILK YARN	KG	22954851	48361	45657913	99041	19764887	45431	37813205	90388
3.WORN CLOTHING	KG	34700138	16054	69837116	28096	38023228	10672	70938628	21251
4.ARTICLES OF APPAREL & CLOTHING	--		7385		14150		7962		12702
5.BAGS & SACKS OF TEX. MATERIALS	MT	626	893	995	1411	739	968	1402	1796
6.JUTE	MT	813	637	2781	1997	3754	2317	8700	5329
E. AGRICULTURE/OTH. CHEMICAL GROUP			622873		1202647		571063		1204183
1.ORGANIC CHEMICALS	--		156121		314616		139607		312501
2.INORGANIC CHEMICALS	--		40411		82388		39247		89104
3.DYEING TANNING & COLOUR MATERIAL	KG	12424174	35575	25171926	69424	11435524	31723	22816512	65404
4.MEDICINAL PRODUCTS	KG	1632690	79359	3480640	167517	1316701	60953	2612809	121198
5.ESSENTIAL OIL, PERFUMES TOILT ETC	KG	9006284	30666	17615874	56719	9170841	26102	18119545	52857

Contd.

10.6 Imports by Selected Commodities in Dollars

(In Thousand Dollar)

Groups/commodities	Unit	Aug., 2016		Cuml, From July, 2016		Aug., 2015		Cuml, From July, 2015	
		Quantity	Value	Quantity	Value	Quantity	Value	Quantity	Value
		6.FERTILIZER MANUFACTURED	MT	90891	34822	211487	80488	114126	55505
7.PLASTIC MATERIALS	KG	117003710	174360	187343730	298553	90693626	158366	166904750	295598
8.INSECTICIDES	KG	2086098	18845	3656242	34669	1790928	14653	4301998	34511
9.OTHER.CHEMICAL PRODUCTS	--		52713		98272		44907		91266
F. METAL GROUP			341626		622908		336993		583452
1.IRON ORES AND CONCENTRATES	MT	--	--	--	--	--	--	9500	1399
2.IRON AND STEEL SCRAP	MT	246901	64988	485522	128213	290232	83328	502640	161108
3.NON FERROUS BASE METAL WASTE & SCR	MT	12624	6480	21561	12316	11166	6044	23477	13764
4.IRON AND STEEL	MT	289980	186142	487572	321041	297035	199685	440523	305844
5.ALUMINIUM WROUGHT & WORKED	--		14873		30234		13791		26146
6.MANUFACTURES OF METAL NES	--		69143		131103		34146		75191
G. MISCELLANEOUS ITEMS			446063		756919		394692		766607
1.FEEDING STUFF FOR ANIMALS	KG	65786108	20231	101350302	35653	101828553	47036	205141318	105155
2.HIDES,SKINS AND FURSKINS RAW	KG	479851	1598	1153589	3994	561518	2429	1354011	5743
3.OIL SEEDS & OLEAGINOUS FRUITS	KG	142130651	87114	213928591	134101	66094547	47377	103439736	80777
4.RUBBER CRUDE INCL.SYNTH/RECLAIMED	KG	6820952	13076	11668912	26938	7944135	15446	15035487	28113
5.WOOD & CORK	--		9172		16808		8277		16411
6.PULP AND WASTE PAPER	KG	19784398	9676	36375188	16135	17096997	8714	37815545	19372
7.FERTILIZER CRUDE	MT	8296	3160	13578	5219	17724	7448	27910	11877
8.CRUDE ANIMAL&VEGETABLE MATERIALS	KG	8655555	17887	16457466	27531	7694653	16502	14827305	29379
9.COAL, COKE & BRIQUETTES	MT	466922	53435	895849	99550	541372	57060	957914	99793
10.ANIMAL OILS AND FATS	KG	2143453	1235	4797802	2904	2255445	1393	5706659	3480
11.ANIMAL/VEG, FAT OIL WAX ETC NES	KG	1132100	1445	2040276	2689	1172304	1449	2185125	2761
12.RUBBER TYRES & TUBES	NO	639029	38228	1088496	65701	428210	31149	931859	62960
13.CORK/WOOD MFG.(EXCL FURNITURE)	KG	8382960	7575	13767739	12830	9968816	6931	16972145	12275
14.PAPER&PAPER BOARD & MANF. THEREOF	KG	54357940	48521	97044863	85637	39096160	42084	78433886	84317
15.CEMENT	MT	2631	578	9292	2241	7510	1515	9045	1875
16.PREFABRICATED BUILDGS,SANITRY,PLG	--		12496		20650		8995		16458
17.FOOTWEAR	PAIR	3739826	19526	4702783	24338	2244288	12224	3319047	17546
18.PROFESSIONAL,SCIENTFIC & CONTROL	--		54417		91917		38713		87220
19.PHOTO EQPT, OPTICAL GOODS N.E.S.	--		5453		10683		5703		11874
20.PRINTED MATTERS	--		3848		6694		4360		7603
21.ARTICLES N.E.S. OF PLASTICS	KG	2327508	11531	4460714	22964	1729527	9038	3791160	19337
22.BABY CARRIAGES, TOYS GAMES ETC.	--		7373		12555		5414		10894
23.OFFICE STATIONERY SUPPLY N.E.S	--		4825		6779		2792		4661
24.JEWELLERY OFGOLD/SILVERSMITH WEAR	--		1495		2654		1095		2474
25.MUSICAL INSTRUMENTS AND PARTS	--		10170		15869		7877		18162
26.ARTICLES & MFG. OF CAVING ETC.	--		843		1467		983		1723
27.GOLD.NON-MENETART NOT ORE/CONCEN	GM	30532	1152	65182	2418	68001	2691	115393	4367
ALL OTHER ITEMS	--		328284		600342		279451		531704

10.7 Imports by Selected Commodities in Rupees

(In Thousand Rupees)

Groups/commodities	Unit	Aug., 2016		Cuml, From July, 2016		Aug., 2015		Cuml, From July, 2015	
		Quantity	Value	Quantity	Value	Quantity	Value	Quantity	Value
GRAND TOTAL			450160687		820529510		389086498		729605317
A. FOOD GROUP			34197581		62482429		31171037		55768056
1.MILK AND CREAM	KG	7503230	1667328	15844654	3596228	4927195	1542108	9843402	3075619
2.WHEAT UNMILLED	MT	--	--	--	--	--	--	--	--
3.PULSES	KG	84196229	7331115	150149788	13791195	72689653	4675716	147995532	8930984
4.DRY FRUITS	KG	12059114	1537917	18949689	2526864	6942578	838894	18894788	2070842
5.SUGAR REFINED	MT	511	28127	1177	63696	1354	70648	2818	156156
6.TEA	KG	21530288	5450565	39114775	9859737	14312472	4567676	26384942	8338509
7.SPICES	KG	14753706	1167216	24893647	2043960	10586246	1028921	21971820	2216132
8.MILK FOOD FOR BABIES,INF.,INVLD	KG	1576573	1139198	2810671	2071360	876254	700737	1518223	1224092
9.BEVERAGES	LTR	1190752	84828	2272579	161602	1381857	68580	2633474	137547
10.PALM OIL	KG	204324836	14539948	355052387	25513500	256208408	17395348	416227204	28221600
11.SOYABEAN OIL	KG	8170816	1251338	19308080	2854287	1805000	282410	9280251	1396575
B. MACHINERY GROUP			145172938		242528282		85852225		158587751
1.POWER GENERATING MACH.	--		45191093		63955029		13178142		22712310
2.AGRICULTURE MACHINERY&IMPLEMENTS	--		950209		1758255		747469		1521671
3.CONSTRUCTION & MINING MACHINERY	--		4588318		7376044		4194095		6638360
4.TEXTILE MACHINERY	--		3282421		7963717		3861023		7390463
5.METAL WORKING MACHINERY	--		719165		1823785		632866		1043039
6.GEN INDUSTRIAL MACH & EQU/PARTS NS	--		24702408		42360323		14318253		24457271
7.OFFICE MACH.INCL.DATA PROS. EQUIP	--		4605406		8683448		2613232		4430669
8.TELECOM & SOUND RECORDING EQUIP	--		10086042		17864181		11763040		19725321
9.ELECTRICAL MACHINERY & APPARATUS	--		16430890		29502549		8943384		25189409
10.ROAD MOTOR VEHICLES	--		20912490		38434423		14822717		27456834
11.RAILWAY VEHICLES	--		1403835		3533002		1369013		1510916
12.AIRCRAFTS,SHIPS AND BOATS	--		3718929		5107489		6060545		10897151
13.OTHER MACHINERY	--		8581732		14166037		3348446		5614339
C. PETROLEUM GROUP			76740078		158227708		97766530		175886116
1.CRUDE PETROLEUM	MT	398817	12762173	1076830	33061560	597726	41797483	915726	64153752
2.PETROLEUM PRODUCTS	MT	1040285	53558420	1985497	105123733	914690	55109660	1680088	102258851
3.GAS NATURAL & MANUFACTURED	--		10419486		20042416		859387		9473513
D. TEXTILE GROUP			12128544		24129773		12380639		24487157
1.SYNTHETIC AND REGENERATED FIBRE	KG	21150268	4456551	43757017	8983218	27463254	5488260	55592089	11073065
2.SYNTHETIC & ARTIFICIAL SILK YARN	KG	22954851	5059609	45657913	10367760	19764887	4649231	37813205	9222190
3.WORN CLOTHING	KG	34700138	1679645	69837116	2940853	38023228	1092166	70938628	2168177
4.ARTICLES OF APPAREL & CLOTHING	--		772656		1481121		814766		1296900
5.BAGS & SACKS OF TEX. MATERIALS	MT	626	93474	995	147702	739	99097	1402	183321
6.JUTE	MT	813	66608	2781	209118	3754	237119	8700	543505
E. AGRICULTURE/OTH. CHEMICAL GROUP			65166228		125891049		58440331		122840915
1.ORGANIC CHEMICALS	--		16333680		32934250		14286799		31873553
2.INORGANIC CHEMICALS	--		4227894		8624546		4016357		9087847
3.DYEING TANNING & COLOUR MATERIAL	KG	12424174	3721967	25171926	7267242	11435524	3246442	22816512	6672462
4.MEDICINAL PRODUCTS	KG	1632690	8302701	3480640	17536276	1316701	6237714	2612809	12365782
5.ESSENTIAL OIL, PERFUMES TOILT ETC	KG	9006284	3208363	17615874	5937065	9170841	2677186	18119545	5392725
6.FERTILIZER MANUFACTURED	MT	90891	3643197	211487	8426201	114126	5680156	299176	14452103
7.PLASTIC MATERIALS	KG	117003710	18241906	187343730	31249782	90693626	16206568	166904750	30165764

Contd.

10.7 Imports by Selected Commodities in Rupees

(In Thousand Rupees)

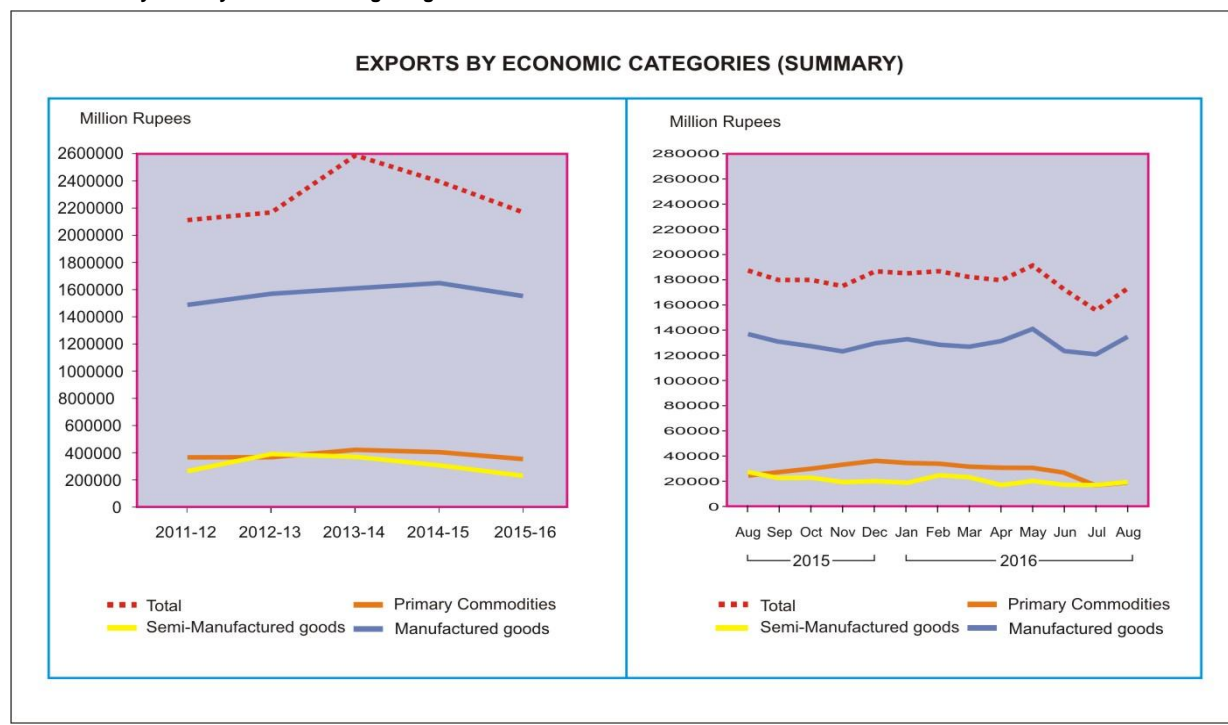
Groups/commodities	Unit	Aug., 2016		Cuml, From July, 2016		Aug., 2015		Cuml, From July, 2015	
		Quantity	Value	Quantity	Value	Quantity	Value	Quantity	Value
8.INSECTICIDES	KG	2086098	1971574	3656242	3628967	1790928	1499557	4301998	3519520
9.OTHER.CHEMICAL PRODUCTS	--		5514946		10286719		4595551		9311160
F. METAL GROUP			35741587		65202726		34486583		59556171
1.IRON ORES AND CONCENTRATES	MT	--	--	--	--	--	--	9500	142300
2.IRON AND STEEL SCRAP	MT	246901	6799206	485522	13421330	290232	8527469	502640	16439169
3.NON FERROUS BASE METAL WASTE & SCR	MT	12624	677993	21561	1289210	11166	618479	23477	1403776
4.IRON AND STEEL	MT	289980	19474539	487572	33603730	297035	20435031	440523	31233421
5.ALUMINIUM WROUGHT & WORKED	--		1555996		3164951		1411269		2668041
6.MANUFACTURES OF METAL NES	--		7233854		13723505		3494334		7669465
G. MISCELLANEOUS ITEMS			46667971		79226733		40391230		78222183
1.FEEDING STUFF FOR ANIMALS	KG	65786108	2116618	101350302	3731863	101828553	4813508	205141318	10725262
2.HIDES,SKINS AND FURSKINS RAW	KG	479851	167200	1153589	418173	561518	248532	1354011	585719
3.OIL SEEDS & OLEAGINOUS FRUITS	KG	142130651	9114080	213928591	14035392	66094547	4848327	103439736	8245833
4.RUBBER CRUDE INCL.SYNTH/RECLAIMED	KG	6820952	1368079	11668912	2819975	7944135	1580722	15035487	2869147
5.WOOD & CORK	--		959588		1759380		846994		1674440
6.PULP AND WASTE PAPER	KG	19784398	1012351	36375188	1688822	17096997	891741	37815545	1975844
7.FERTILIZER CRUDE	MT	8296	330568	13578	546215	17724	762155	27910	1212666
8.CRUDE ANIMAL&VEGETABLE MATERIALS	KG	8655555	1871419	16457466	2881528	7694653	1688711	14827305	2998549
9.COAL, COKE & BRIQUETTES	MT	466922	5590530	895849	10420492	541372	5839303	957914	10186029
10.ANIMAL OILS AND FATS	KG	2143453	129220	4797802	304054	2255445	142505	5706659	354867
11.ANIMAL/VEG, FAT OIL WAX ETC NES	KG	1132100	151226	2040276	281511	1172304	148274	2185125	281759
12.RUBBER TYRES & TUBES	NO	639029	3999542	1088496	6876943	428210	3187662	931859	6423482
13.CORK/WOOD MFG.(EXCL FURNITURE)	KG	8382960	792506	13767739	1342961	9968816	709322	16972145	1252898
14.PAPER&PAPER BOARD & MANF. THEREOF	KG	54357940	5076322	97044863	8963809	39096160	4306733	78433886	8602676
15.CEMENT	MT	2631	60494	9292	234614	7510	155033	9045	191612
16.PREFABRICATED BUILDGS,SANITRY,PLG	--		1307364		2161416		920475		1679632
17.FOOTWEAR	PAIR	3739826	2042889	4702783	2546833	2244288	1250944	3319047	1792278
18.PROFESSIONAL,SCIENTFIC & CONTROL	--		5693245		9620905		3961741		8895893
19.PHOTO EQPT, OPTICAL GOODS N.E.S.	--		570499		1118278		583574		1211318
20.PRINTED MATTERS	--		402561		700696		446213		776035
21.ARTICLES N.E.S. OF PLASTICS	KG	2327508	1206400	4460714	2403889	1729527	924966	3791160	1972530
22.BABY CARRIAGES, TOYS GAMES ETC.	--		771360		1314158		554049		1111471
23.OFFICE STATIONERY SUPPLY N.E.S	--		504806		709450		285747		475860
24.JEWELLERY OFGOLD/SILVERSMITH WEAR	--		156455		277770		112014		252293
25.MUSICAL INSTRUMENTS AND PARTS	--		1063960		1660865		806058		1852313
26.ARTICLES & MFG. OF CAVING ETC.	--		88204		153570		100557		175864
27.GOLD.NON-MENETART NOT ORE/CONCEN	GM	30532	120485	65182	253171	68001	275370	115393	445911
ALL OTHER ITEMS	--		34345760		62840811		28597924		54256966

10.8 Exports by Economic Categories (Summary)

(Million Rupees)

Year/Month	Total	Primary Commodities	Semi-manufactured Goods	Manufactured Goods
2011-12	2,110,605.5	362,404.4	261,151.3	1,486,369.7
2012-13	2,366,477.8	364,127.0	391,151.3	1,611,199.5
2013-14	2,583,463.2	420,496.3	369,066.1	1,793,900.8
2014-15	2,397,513.0	402,750.3	352,073.7	1,642,689.0
2015-16	2,166,846.4	356,583.9	254,329.3	1,555,933.1
2015 Aug	187,222.4	24,057.3	26,800.4	136,364.7
Sep	179,817.5	26,827.4	22,599.6	130,390.5
Oct	179,927.0	29,448.5	22,641.7	127,836.8
Nov	174,781.5	32,329.8	19,378.3	123,073.4
Dec	186,486.4	36,279.7	20,291.3	129,915.5
2016 Jan	185,298.2	34,192.5	18,426.3	132,679.4
Feb	186,869.1	33,922.5	24,805.8	128,140.8
Mar	181,891.1	31,597.1	23,379.8	126,914.2
Apr	179,622.0	30,472.3	17,403.8	131,745.9
May	191,221.3	30,279.1	19,938.5	141,003.7
Jun	172,176.3	27,313.5	17,363.5	127,499.4
Jul	154,463.0	16,689.8	17,104.5	120,668.7
Aug	172,989.6	18,956.2	19,548.0	134,485.4

Note: Total may not tally due to rounding of figures.



10.9 Export by Economic Categories (Details)

(In Thousand Rupees)

Commodities	Aug.,16	Cuml. From July, 2016	Aug.,15	Cuml. From July, 2015
GRAND TOTAL	172,989,568	327,452,518	187,222,445	348,755,927
A. PRIMARY COMMODITIES:	18,956,148	35,645,925	24,057,305	43,921,703
RAW COTTON (INCLUDING LINTER & WASTE)	916,457	1,342,634	1,893,737	2,527,745
RAW WOOL (INCLUDING ANIMAL HAIR)	49,310	110,438	88,663	162,204
FISH	1,899,602	3,032,145	1,443,754	3,214,998
RICE	7,906,183	16,701,545	12,432,155	21,705,772
HIDES & SKINS (INCLUDING FUR SKINS)	53,159	58,711	52,229	74,233
FRUITS & VEGETABLES	4,846,236	7,888,258	3,413,570	6,250,930
SPICES	508,560	1,020,953	515,094	938,635
TOBACCO UN-MANUFACTURED	60,284	65,294	9,437	91,054
OTHER PRIMARY COMMODITIES	2,716,357	5,425,946	4,208,665	8,956,132
B. SEMI-MANUFACTURES:	19,547,971	36,652,506	26,800,422	48,102,630
COTTON YARN	12,196,236	22,938,819	14,439,529	26,603,835
LEATHER	3,247,505	5,947,703	3,297,450	6,465,261
MOLASSES	372	85,401	161,688	162,044
OIL CAKES	50,819	91,955	77,397	127,452
AGAR, AGAR DUST & WOOD				
HENNA LEAVES & POWDER	13,216	34,300	14,794	33,535
OTHER SEMI MANUFACTURES	4,039,823	7,554,329	8,809,564	14,710,504
C. MANUFACTURED GOODS:	134,485,448	255,154,087	136,364,717	256,731,594
COTTON THREAD	420,801	717,875	6,750	34,232
COTTON FABRICS WOVEN	21,463,221	39,579,999	20,225,119	37,326,493
TEXTILE FABRICS (OTHER THAN COTTON FABS)	1,559,934	2,174,166	2,849,497	5,245,016
WOOLLEN CARPETS	688,089	1,409,434	701,134	1,489,831
TAPESTRIES	203	203		
MANUFACTURE OF LEATHER	5,860,048	11,099,362	5,072,298	11,033,846
FOOTWEAR	1,045,747	2,101,092	1,070,095	2,075,343
SPORTS GOODS (EXCLUDING INDOOR GAMES)	1,408,313	2,948,514	1,602,782	3,170,888
TOBACCO MANUFACTURED	15,676	18,822	15,432	24,442
MEDICAL INSTRUMENT N.E.S.	119,273	363,211	96,079	305,801
FRUIT & VEGETABLE PREPARATIONS	410,562	930,122	1,196,183	1,471,175
FISH PREPARATIONS	22,061	54,022	99,983	117,460
CEREAL PREPARATIONS	263,104	490,677	355,724	677,751
GUAR PRODUCTS	186,248	304,182	302,822	515,932
FLOUR & MEAL OF OIL SEEDS	938	1,801	1,401	2,090
FISH MEAL & MEAT MEAL		36,368	8,196	42,037
PETROLEUM PRODUCTS	1,022,617	1,637,171	718,307	1,312,495
CHEMICAL & CHEMICAL PREPARATIONS	7,203,669	13,788,219	13,135,417	17,794,590
MACHINERY & TRANSPORT EQUIPMENT	1,927,865	3,437,980	1,580,013	3,080,648
ARTICLES OF APPAREL AND CLOTHING				
ACCESSORIES (INCLUDING HOSIERY)	40,634,035	80,654,633	39,304,531	79,561,342
OTHER MANUFACTURED GOODS	50,233,042	93,406,235	48,022,955	91,450,182

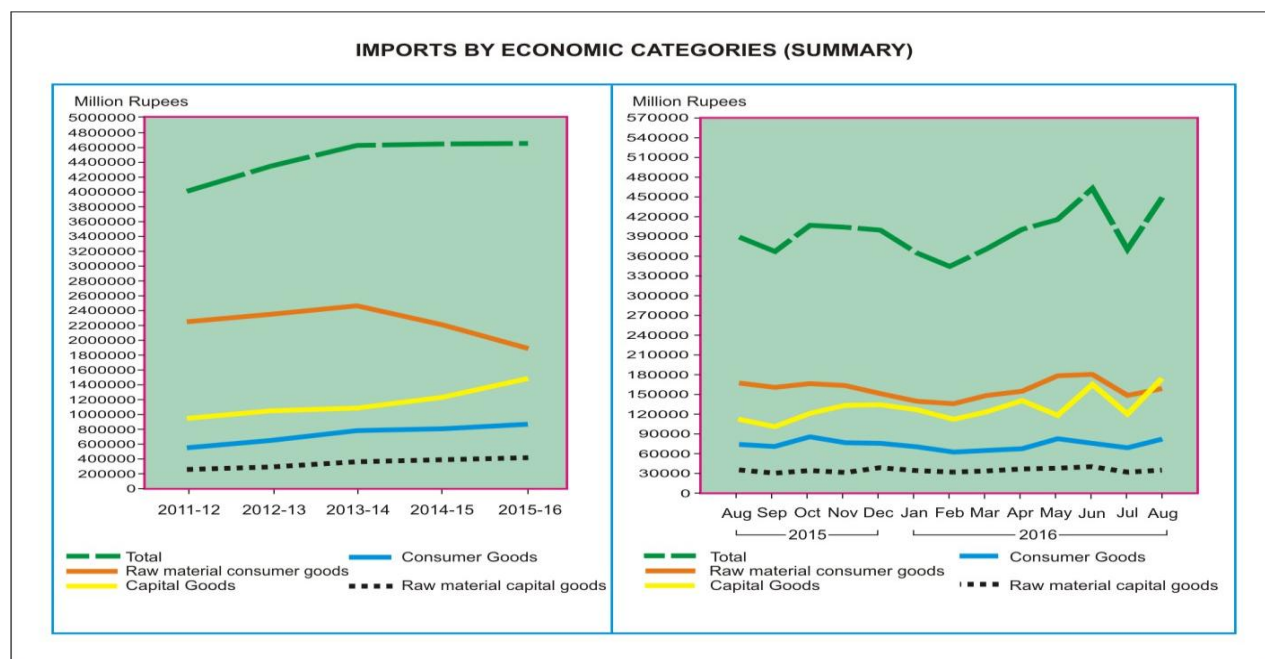
10.10 Imports by Economic Categories (Summary)

(Million rupees)

Year/Month	Total	Consumer goods	Raw material		Capital goods
			Consumer goods	Capital goods	
2011-12	4,009,093.0	552,018.1	2,251,624.0	261,940.8	943,510.1
2012-13	4,349,879.5	652,553.3	2,353,818.1	293,733.6	1,049,774.5
2013-14	4,630,520.8	780,192.2	2,462,189.2	306,810.4	1,081,329.0
2014-15	4,644,151.6	807,979.7	2,214,663.6	388,166.9	1,233,341.4
2015-16	4,658,748.9	870,976.8	1,887,884.5	417,209.9	1,482,677.7
2015 Aug	389,086.5	74,078.9	167,630.7	35,079.2	112,297.7
Sep	360,660.6	69,872.8	159,614.0	30,093.8	101,080.0
Oct	406,821.1	84,417.4	166,682.5	33,792.5	121,928.7
Nov	404,666.5	76,749.4	163,610.4	31,719.8	132,586.9
Dec	399,510.7	76,136.3	150,985.3	38,200.7	134,188.5
2016 Jan	362,229.4	70,576.0	131,228.1	33,927.1	126,498.3
Feb	343,205.7	61,084.2	136,562.4	31,937.7	113,621.4
Mar	371,192.6	65,124.5	147,998.9	34,389.9	123,679.3
Apr	399,929.3	67,599.5	154,855.9	36,239.8	141,234.1
May	416,800.7	82,889.2	177,799.3	38,238.9	117,873.3
Jun	464,126.8	78,232.0	180,139.6	40,743.0	165,012.2
Jul	370,368.8	68,880.4	148,423.1	32,410.0	120,655.3
Aug	450,160.7	82,295.1	158,940.6	34,815.0	174,110.0

Note: Total may not tally due to rounding of figures.

* Provisional



10.11 Imports by Economic Categories (Detail)

(In Thousand Rupees)

Items	Aug., 2016	From July, 2016	Aug., 2015	From July, 2015
GRAND TOTAL	450160687	820529510	389086498***	729605317
1. CONSUMER GOODS TOTAL	82295060	151175418	74078894*	138295625
10121 HORSES	2724	3309		
10190 OTHER LIVE ANIMALS		350		
10511 FOWLS OF SPECIES WT UPTO 185G	156005	525975	66366	89605
10599 OTH LIVE POULTRY			1488	263924
20130 MEAT OF BOV ANIM F/CH BON LESS	133	174	45	57
20220 OTH CUTS WITH BONE IN,BOV FROZ	1428	1908	711	1104
20230 MEAT BOV ANIMAL FROZE BONELESS	17432	41601	8227	30409
20610 EDIBLE OFFAL OF BOV ANIMAL F/C	9135	19384	25361	45486
20622 LIVERS OF BOV ANIMALS FROZEN	31197	48853	4442	6717
20629 O, EDIBLE OFFAL BOV ANI FROZEN	545	545		
20713 CUTS&OFFAL OF FOWL FR/CHILL			4482	4482
20714 CUTS & OFFAL OF FOWLS FROZEN	927	927		
20755 OTH GEESE MEAT FROZEN		25		
21099 OTH EDI FLOUR/MEAL OF MEAT/OFL	4093	7099		1488
30111 ORNAMENTAL FISH	3621	6639	2495	4719
30119 OTHER ORNAMENTAL FISH	82	82		168
30192 EELS. LIVE(ANGUILLA SPP)	136	136		
30199 OTHER LIVE FISH	487	487	150	397
30219 OTH SALMO FISH,EXCL LIVER F/CH	10	73		
30229 O.FLAT FISH,EX.LIVER&ROES.F/CH	116	184		72
30242 ANCHOVIES EX.LIVER/ROES FR/CHL				630
30259 O.FISH BREG FAMILIES E.LIV F/C			225	225
30319 O.SALMONIDAE FROZ,EX.LIVER&ROE	41	41		
30329 O.TILAPIAS.EX.LIVERS&ROES FROZ	42	42		
30339 OTH FLAT FISH,EXCL LIVERS FROZ	14261	25462	95265	128212
30363 COD FISH EXCL LVR/ROES FROZEN	81	81		
30441 FRESH/CHILLED FILLETS OTH FISH	385	641		
30451 OTH FILLETS OF TILAPIAS.FRE/CH	26005	41136		
30459 OTH FILLETS OF OTH FISH.FR/CHI			867	867
30461 FROZEN FILLET/MEAT OF TILAPIAS	10	10		
30462 FROZE FILLET/MEAT.CATFISH FISH	38330	49555		
30487 FROZEN FILLETS/MEAT OF TUNAS	100	100	65	65
30499 OT FISH FILET/MEAT FRE/CH/FROZ	277	518	402	4251
30510 FLOUR, MEALS & PELLETS OF FISH	12	12		
30611 ROCK LOBSTER&SEA CRAWFISH FROZ				30
30614 CRABS FROZEN FIT FOR HUMAN CON	23	23		
30616 COLD WATER SHRIMPS&PRAWNS FROZ				1229
30729 OTH,SCALLOPS,CHLAMYS,FROZ,DRY	34	34		
30890 OTHER AQUATIC INVERTEBRATES		551		
40110 MILK&CREAM OF A FAT UPTO 1%	1143	1988	41378	71398
40120 MILK & CREAM OF A FAT 1% TO 6%	826	826		1860
40150 MILK & CREAM.FAT-EXCEEDING-10%	1405	1405		713
40210 MILK&CREAM IN POWDER FAT 1.5%	1384829	2938376	1303831	2529702
40221 MILK&CREAM IN POWDER>1.5% FAT	34655	49206	22005	31621
40229 OTH,MILK&CREAM IN POWDER>1.5%	425	985	41254	92093
40291 OTH MILK/CREAM NOT SOLID/SWEET	6172	6866	7922	10039
40299 OTH MILK/CREAM SOLID,SWEETEND	21640	43195	9413	33733
40310 YOGURT	185	1086	2257	3220
40390 BUTTER MILK,CURDLED MILK/CREAM	152	1250	1576	2692
40410 WHEY AND MODIFIED WHEY CON SUG	206954	488519	102405	230220
40490 OTH PRODUCT CONSIST NATUR MILK	4530	53137	6054	64316
40510 BUTTER	31951	53468	2921	5831
40590 OTH FATS&OIL DERIVED FR MILK	134103	138865	68	68
40610 FRESH CHEESE INCL WHEY,CURD	14216	46322	25675	64099

Contd.

10.11 Imports by Economic Categories (Detail)

(In Thousand Rupees)

Items	Aug., 2016	From July, 2016	Aug., 2015	From July, 2015
40620 GRATED OR POWDER CHEESE	36420	79336		
40630 PROCESSED CHEESE NOT GRATED	26484	65609	26836	51967
40690 OTHER CHEESE	864	1311		968
40719 FERTILIZED EGGS OF OTHER BIRDS	355	655		31612
40729 OTH FRESH EGGS OF OTHER BIRDS			111	111
40811 EGG YOLKS,DRIED				709
40819 EGG YOLKS,OTHER THAN DRIED		53		
40891 OTH BIRDS,EGG,NOT IN SHELL DRY	607	44473	10519	10519
40900 NATURAL HONEY	16543	23032	7817	12726
41000 EDIBLE PRODUCT OF ANIMAL ORIGN		319		
70190 POTATOES,FRESH OR CHILLED	1811	1997	958	958
70200 TOMATOES,FRESH OR CHILLED	1694147	2099745	1040771	1041223
70310 ONIONS AND SHALLOTS	3569	4320	201020	221804
70320 GARLIC	1888787	2437765	796361	1320852
70390 LEEK,OTH ALLIACEOUS VEGETABLES			261	261
70410 CAULIFLOWERS & HEADED BROCCOLI	152	190	168	249
70490 OTH;EDIBLE BRASSICAS,FRESH/CHI		11	15	15
70511 CABBAGE LETTUCE(H-LETUC)SALAD	61	1276	322	479
70519 OTHER; LETTUCE	239	1725	125	1293
70610 CARROTS AND TURNIPS	682	682	184	235
70690 OTH SALAD,BEETROOT,RADISH ETC	260	545	163	357
70700 CUCUMBERS&GHERKINS,FRESH/CHL	34044	60756	5980	9533
70810 PEAS FRESH OR CHILLED	36	96	68	112
70920 ASPARAGUS,FRESH OR CHILLED	126	230	47	103
70930 AUBERGINES FRESH OR CHILLED			125	125
70940 CELERY OTH THAN CELERAC,F/CHL	37	63		
70951 MUSHROOMS,FRESH OR CHILLED	403	765	289	529
70959 OTH MUSHROOMS&TRUFFL FRESH/CH	119	119	90	90
70960 FRUIT OF GENUS CAPSICUM F/CHLL	566	1195	620	934
70970 SPINACH NEWZEALAND SPINACH FRE	16	16		
70999 OTH VEGETABLES FRESH/CHILLED	303	588	298	476
71010 POTATO, FROZEN.	442	2568		
71021 PEAS(PISUM SATIVUM),FROZEN	2679	3436		
71022 BEANS FROZEN	136	320		120
71040 SWEET CORN, FROZEN		1417	389	389
71080 OTHER VEGETABLES,FROZEN		711		
71090 MIXTURE OF VEGETABLES,FROZEN	1035	1812	411	411
71120 OLIVES PROVISIONALLY PRESERVED				1
71159 OTH MUSHROOMS & TRUFFLES			30	30
71220 ONION; WHOLE DRIED,CUT	12140	28909	3380	12967
71231 MUSHROOM GENUS AGARICUS DRIED	270	407	935	935
71239 OTH TRUFFLE DRYCUT WHOLE SLIC	9212	11941	172	9850
71290 OTH VEGETABLE MIXTURE DRIED	34991	51571	28430	44723
71310 PEAS DRIED SHELLED	3955283	7024024	2914544	5598088
71320 CHICK PEAS DRIED SHELLED	732180	1104821	75768	276290
71331 BEANS OF SPECIES VIGNA MUNGO	14119	19473	43270	57384
71333 KIDNEY BEANS,INCL WHITE BENAS	718230	1120652	592360	865480
71339 OTHER BEANS	156146	284428	3896	13137
71340 LENTILES	902199	1637711	502497	1390722
71350 BROAD BEANS & HORSE BEAN	3991	6155	5128	5128
71390 OTH DRIED LEGUMINOUS VEGETABLE	848966	2593931	538252	724756
71490 OTHER ROOTS AND TUBERS	1100	1100		
80111 DESICCATED, COCONUTS	53442	95367	106614	212027
80119 OTHER COCONUTS	61751	97662	30327	45880
80132 CASHEW NUT SHELLED	29289	33644	18553	32895
80211 ALMOND IN SHELL	65045	137972	30164	67647
80212 ALMOND,SHELLED (GIRI).	231640	396868	277049	488305

Contd.

10.11 Imports by Economic Categories (Detail)

(In Thousand Rupees)

Items	Aug., 2016	From July, 2016	Aug., 2015	From July, 2015
80221 HAZEL NUTS,IN SHELL	13	13		5
80231 WALNUTS IN SHELL(AKHROTE)	9700	29008		2911
80232 WAL NUTS SHELLED(AKHROTE)	640	716		283
80242 CHESTNUTS SHELLED			762	762
80251 PISTACHIO IN SHELL	11131	18997	16581	21742
80252 PISTACHIO SHELLED	2319	8464	5278	6972
80280 ARECA(BETAL NUTS)	1147269	1839775	434856	1378336
80290 OTHER EDIBLE NUTS	1369	1369	141	141
80310 PLANTAINS,FRESH OR DRIED			275	275
80390 OTHER BANANS FRESH OR DRIED	146	146	85	85
80410 DATES	4902	20313	651	15672
80420 FIGS	61	100	1021	1021
80430 PINEAPPLES	133	317	34	251
80440 AVOCADOS	110	184		
80450 GUAVAS,MANGOES,MANGOSTEN F/DRY		868		1753
80510 ORANGES	2220	4656	1551	3172
80540 GRAPEFRUIT,INCLUDING POMELOS	166	982	110	181
80550 LEMONS AND LIMES		165		219
80590 OTH CITRUS FRUITS FRESH/DRIED.	91	91	466	466
80610 GRAPES, FRESH	744426	1047093	1246392	1718231
80620 GRAPES, DRIED	13378	22057	14293	25340
80711 WATERMELONS	39243	168994	99928	308372
80719 OTHER MELONS	144370	167229	267041	282569
80720 PAPAWS;(PAPAYAS/PAPITA)	20	20		
80810 APPLE, FRESH	23291	111756	1137	24344
80830 PEARS FRESH	2998	3431	1876	1912
80910 APRICORTS;FRESH(KHUBANI)	5417	42405	101540	692927
80940 PLUMS AND SLOES	13	13		163
81050 KIWIFRUIT, FRESH	94	1911	37	59
81090 OTHER FRESH FRUITS	1137	1844	806	951
81120 RASBERRY,BL.BERRY MULBERRY FRZ		19		
81190 OTHER FRUITS AND NUTS,FROZEN	648	1417		781
81210 CHERRIES PROVISIONLY PRESERV			770	770
81310 APRICOTS DRIED	3415	4622	8707	8707
81320 PRUNES DRIED		480	4448	4448
81330 APPLES DRIED		2180	1046	1046
81340 OTHER DRIED FRUITS	22482	30170	25589	29834
81350 MIXTURE OF NUTS,DRIED FRUITS	33	295	45	91
90121 COFFEE,ROAST,NOT DECAFFEINATED	213	4687	2431	2694
90190 OTH COFFEE HUSKS/SKIN/COFE SUB	5445	5550	4479	11398
90210 GREEN TEA PACK < 3 KG	9	105	1942	3845
90220 OTHER GREEN TEA(NOT FERMENTED)	76119	172142	81420	148643
90230 BLACK TEA & PARTLY FERMENT TEA	167	814	299	1853
90240 OTH BLACK TEA,OTH PARTLY F.TEA	5374270	9686676	4484015	8184168
90300 MATE			10	10
90411 PEPPER,NEITHER CRUSH NOR GROND	307994	565255	273094	586383
90421 FRUIT OF GENUS CAPSICUM DRIED	11161	11258	10019	71525
90422 FRUIT OF GENUS CRUCHED/GROUND	4758	9711	1450	2994
90611 CINNAMON NOT CRUSHED OR GROUND	1441	1441	1490	3276
90619 OTHER CINNAMON	23817	33781	74586	131267
90620 CINNAMON & TREE FLOWER,CRUSHED		20		
90710 CLOVES NEITHER CRUSHED/GROUND	21547	33469	22112	32041
90811 NUTMEG NEITHER CRUSHED/GROUND	5877	10589	12438	14429
90821 MACE NEITHER CRUSHED/GROUND	5392	5730		12189
90831 CARDAMOMS NITHER CRUSHED/GRO	219633	331041	44226	113948
90832 CARDAMOMS CRUSHED & GROUND	377	377		
90921 SEEDS-CORIANDER NITHER CRU/GRO	64875	111779	68238	120962

Contd.

10.11 Imports by Economic Categories (Detail)

(In Thousand Rupees)

Items	Aug., 2016	From July, 2016	Aug., 2015	From July, 2015
90922 SEEDS-CORIANDER CRUSHED/GROUND	96	96		
90931 SEEDS OF CUMIN (WHITE ZEERA)	30742	106745	51583	91366
90932 SEEDS CUMIN.CRUSH/GRO(W.ZEERA)				249
90961 CARAWAY,ANISE,FENL.,JUNI.N-CR/G	11946	17901	5279	12146
91011 GINGER NEITHE CRUSHED/GROUND	446428	776809	447258	984532
91012 GINGER. CRUSHED OR GROUND			706	706
91020 SAFFRON, (ZAFRAN)	64	64		
91030 TURMERIC (CURCUMA)	3530	3530	2068	4884
91091 MIXTU OF PROD H-09.04 TO 09.10	2968	17510	13806	30972
91099 OTHER SPICES	4569	6854	566	2266
100390 OTHER BARLEY	86584	266468	34720	62316
100490 OTHER OATS	24382	87006	264900	456360
100510 SEED, MAIZE	83127	254293	47632	258047
100590 OTHER MAIZE (CORN)	16887	21925	20126	29316
100610 RICE IN HUSK (PADDY OR ROUGH)	19609	19609	3304	18292
100630 SEMI/WHOLLY MILLED RICE/POLIS	3929	13324	1023	4112
100640 BROKEN RICE			1172	1195
100790 OTHER GRAIN SORGHUM(JAWAR)	2320	2807	10889	10889
100821 MILLET (BAJRA)	29	29	28357	38809
100829 OTHER MILLET (BAJRA)	48482	89048	103614	177500
100830 CANARY SEED		1349	1135	4981
110100 WHEAT OR MESLIN FLOUR		70	92	2178
110220 MAIZE (CORN) FLOUR	180	466	508	508
110313 GROATS&MEAL OF MAIZE (CORN)	1865	2036	1615	3441
110319 GROATS AND MEAL OF OTH CEREAL		219		
110412 ROLLED OR FLAKED, OATS.				3
110422 OTHER WORKED GRAIN OF OATS	6088	9039	4872	5932
110423 OTH WORK GRAIN OF MAIZE (CORN)	870	870		1326
110510 FLOUR,MEAL&POWDER OF POTATOES	43475	90201	28387	58819
110520 FLAKE,GRANULE/PELLETS POTATOES	2034	2034		2115
110620 FLOUR,MEAL POWDER OF SAGO/ROOT	39	39		
110630 FLOUR,MEAL POWDER PRD CHAPT-8	263	263		
121120 GINSENG ROOTS		32	338	338
121229 OTHER SEAWEDS& OTHER ALGAE		13		
121299 OTHER FRUIT STONE&KERNELS/VEG	253	272		
121300 CEREAL STRAW & HUSKS,IN PELLET	228	1259	40376	88727
130120 GUM ARABIC	22597	22597	1240	40450
160210 HOMOGENISED PREP MEAT/EDB MEAT		13		
160231 OTH PREP/PRESV MEAT OF TURKEY	200	200		
160232 OTH PREP/PRESV MEAT OF FOWLS	39427	109902	33574	69090
160239 OTH PREP/PRESV,MEAT OTH POLTRY	15022	19429	14739	14772
160250 OTH PREP/PRES MEAT BOVIN ANIML		419	6454	6531
160300 EXTRACT/JUICE OF MEAT,FISH ETC			30	794
160411 SALMON,FISH,WHOLE/PIE NOT MICE		19		19
160413 SARDINE,BRISL/SPRAT W/P N-MINC	61	64		6
160414 TUNAS,SKIPJACK,BONITO,WHOLE/PC	175	246	95	323
160419 OTH FISH,WHOLE/PIECE NOT MINCE	1102	3206	1201	2578
160420 OTH FISH PREPARED PRESERVED	1210	2238	886	1346
160510 CRAB,PREPARED OR PRESERVED.	100	100		
160529 OTH SHRIMPS&PRAWN PREPARED/PRE				130
160540 OTH CRUSTACEANS,PREP/PRESERVED				150
170112 BEET SUGAR RAW NOT CONT FLAVOR			1037	1257
170114 OTH CANE SUGAR RAW.N-CON FL/CO				21
170191 O.CANE/BEET SUGAR CON.FLAV/COL			263	556
170199 OTH CANE/BEET SUGAR PURE SUC	28127	63724	70398	155614
170211 LACTOSE & LACTOSE SYRUP WT 99%	108296	206974	74631	144623
170219 OTH,LACTOSE AND LACTOSE SYRUP		19		

Contd.

10.11 Imports by Economic Categories (Detail)

(In Thousand Rupees)

Items	Aug., 2016	From July, 2016	Aug., 2015	From July, 2015
170230 GLUS SYP, DRY STAT FRVCT <20%	63102	115911	75962	143610
170250 CHEMICALLY PURE FRUCTOSE	923	923	46	222
170260 OTH FRUCTOS SYP, 50% WT OF FRAC	2494	2494		
170290 OTH SUGAR INCL INVERT SUGAR	94186	116437	9369	95241
170410 CHEWING GUM, WH/NOT SUGA COATED	45602	58041	7850	16545
170490 OTH SUGAR CONFECT NOT CON COCA	62916	121666	63653	128428
180310 COCOA PASTE, NOT DEFATTED (LICOR	50501	75702	29226	29226
180400 COCOA, BUTTER, FAT AND OIL	91940	169290	49296	49296
180500 COCOA POWDER, NOT CON ADDED SUG	100989	190739	84988	146522
180610 COCOA POWDER, CON ADDED SUGAR	154	2277	37	1924
180620 OTH PREPA WT 2KG, PAS, BLOCK SLAB	86896	211396	45306	47155
180631 OTH FOOD PREP COCOA BARS FILD	5565	10636	39384	49802
180632 OTH FOOD PREP COC BAR NOT FILD			1719	2332
180690 OTH, FOOD PREP CONT COCOA LIQUID	6441	28559	13335	27121
190110 FOOD PREP FOR INFANT USE	1139198	2071360	700737	1224092
190120 MIXES & DOUGHS FOR PREP BAKER	7997	17054	11270	21460
190190 OTH FOOD PREP OF FLOUR, MEAL	238883	522754	224965	450333
190211 UNCOOK PASTA, NUT STUFD CON EGG	156	167	32	32
190219 OTHER, UNCOOKED PASTA.	2101	6137	1889	7024
190220 STUFFED PASTA, WHETH/NOT COOKED	7	7	903	903
190230 OTHER PASTA	3268	5433	568	4722
190240 COUSCOUS WHETER OR NOT PREPARE	13	13		12
190300 TAPIOCA & SUBSTI PRE FRM STARCH	2435	4895	3704	9786
190410 PREP FOOD, SWLL/ROAS OF CEREALS	26045	58984	13490	48248
190420 PREP FOOD UNROAST CEREAL FLAKE	56	84	55	106
190490 OTH PREP FOOD OBTAIN BY CEREAL	7615	20361	11060	46372
190510 CRISPBREAD AND BUNS	164	164		
190531 SWEET BISCUITS	8029	11860	11693	14741
190532 WAFFELS AND WAFERS	17930	32443	4863	14057
190540 RUSK, TOASTED BREAD & PRODUCTS	5067	5793	2318	4717
190590 OTHER BAKERY PRODUCTS	39194	59401	26495	49569
200110 CUCUMBER, GHERKINS PREP/PRESERV	306	704		
200190 OTH VEG FRUIT, NUT, PRES VIN/ACE	2186	3292	276	603
200210 TOMATOES, WHOLE/PIECE, PREP/PRSV	46	59	45	45
200290 OTH, TOMATO/PRE/PRS O/TH VINGER	58699	121608	11268	68587
200310 MUSHROOM, PREP/PRSV O/TH VINHER	9179	19371	6665	8415
200390 OTH MUSHROOM & TRUFFLE PREPARED	679	679	45	178
200410 POTATO, PREP/PRSV, O/TH VINGERS	75712	130658	54468	102164
200490 OTH VEG MIX/VEG PREP O/TH VING	1339	3551	953	1705
200510 HOMOGENIZED VEGETABLES	2	673		1044
200520 POTATO PREP O/TH VING NOT FROZ	2562	3184	1556	3383
200540 PEAS PREP O/TH VINGER NOT FROZ	50	2446	193	1052
200551 BEAN SHELD PREP O/TH VING N/FZ	251	251		
200559 OTH BEAN PREP O/TH VING NOT FZ	339	373	2059	3136
200560 ASPARAGUS, PREP O/TH VING N-FZ			133	133
200570 OLIVES PREP O/TH VING NOT FROZ	12894	22710	5676	13620
200580 SWEET CORN, PREP/PRESV NOT FROZ	3436	7147	2273	4814
200591 OTH VEGETABLES & MIXTURE OF VEG			85	106
200599 OTH VEGE PREPARED OR PRESERVED	1787	4878	3568	5873
200600 VEG, FRUIT, NUTS, PEEL PRE BY SUG	173	512	595	2047
200710 HOMOGENENISED PREPARATIONS	23	119	182	210
200799 OTH JAM, FRUIT, JELLY, MARMALADE	4606	7552	5802	10649
200811 GROUND NUTS, PREP/PRESERVED	9140	12721	247	4917
200819 OTH NUTS/SEED INCL MIXTURES	29827	76589	144	33286
200820 PINEAPPLES, PREPARED/PRESERVED	27819	73524	31335	76734
200830 CITRUS FRUIT, PREPARE/PRESERVED	3713	14716	10287	17230
200840 PEARS, PREPARED OR PRESERVED	1041	1041		31

Contd.

10.11 Imports by Economic Categories (Detail)

(In Thousand Rupees)

Items	Aug., 2016	From July, 2016	Aug., 2015	From July, 2015
200850 APRICOTS,PREPARED OR PRESERVED		49		15
200860 CHERRIES,PREPARED OR PRESERVED	3719	7168	1128	2142
200870 PEACHES,PRPARED OR PRESERVED	5335	11534		2072
200880 STRAWBERRIES,PREPARE/PRESERVED	2014	3222	58	58
200893 CRANBERRIES		119		
200897 MIXTURES OF FRUITS,NUTS&PLANTS	57533	113323	36911	78597
200899 OTH FRUITS,NUT/EDIBLE PLANTS	18274	32714	563	4265
200911 ORANGE JUICE,FROZEN	918	918		3667
200912 ORANGE JUICE,NOT FROZEN			196	310
200919 OTHER ORANG JUICE	98987	112860	31105	48690
200929 OTHER GRAPE FRUIT,,JUICE	1150	1168	22	22
200939 OTH JUICE OF ANY CITRUS FRUIT	451	451		3107
200949 OTHER PINEAPPLE JUICE	30153	44322	9186	25673
200950 TOMATO JUICE	10	10		
200961 GRAPE JUICE INCL GRAPE MUST	1132	1178		
200969 OTHER GRAPE JUICE	33394	43168	26482	52559
200979 OTHER APPLE JUICE	14223	37813	6010	10123
200989 OTHER JUICE OF FRUIT/VEGETABLE	34609	42923	16745	58754
200990 MIXTURES OF JUICES	7633	13296	1871	10654
210111 EXTRACT,ESSENCE/CONC COFEE/PRE	34254	35839	43593	54032
210112 PREP WITH A BASIS OF EXTRA/COF	88	88		268
210120 EXTACT,ESSENCE ETC OF TEA MATE	5193	7196	1976	2073
210210 ACTIVE YEASTS	49351	91734	62204	97540
210220 INACTIVE YEASTS,OTH SINGL CELL	911	2149		4231
210230 PREPARED BAKING POWDERS	17	10547	5890	6308
210310 SOYA SAUCE	9068	24436	8319	24456
210320 TOMATO KETCHUP/OTH TOMATOSAUCE	14734	20527	8706	21823
210330 MUSTARD FLOUR/MEAL/PREP MUSTAR	6280	7186	1888	3132
210390 OTH SAUCES PREP/MIX SEASONING	26321	71424	22782	42936
210410 SOUPS/BROTHS & PREP THEREOF	39	148	28	65
210420 HOMOGENISE COMPOSITE FOOD PREP	122	246		199
210500 ICE CREAM,OTH EDIBLE ICE	4411	9389	4012	4012
210610 PROTEIN CONCENTRATE/TEXT PROTN	2891	10836	4042	11139
210690 OTH FLAVOURING POWDER/CONCT	553204	984328	407927	730134
220110 MINERAL WATERS/AERATED WATERS	3272	5279	307	4443
220190 OTH,NATURAL/ARTIFICIAL WATERS	2267	2654	2024	2024
220210 WATER,MINERAL/AERATED WATER	58259	105387	52861	89315
220290 OTH WATER/OTH NON ALCOLIC BEVG	19608	44066	12591	39585
220300 BEER MADE FROM MALT	683	1914	314	429
220410 SPARKLING WINE	257	1335	141	1409
220429 OTH WINE OF FRESH GRAPES>2LT		327	145	145
220510 VERMOUTH/OTH WINE F/GRAPE<2LTR	232	311		
220830 WHISKIES			105	105
220840 RUM&OTH SPIRITS DISTILL SUGAR	3	3		
220860 VODKA	68	117	75	75
220870 LIQUEURS AND CORDIALS	100	130	17	17
220890 OTH SPIRIT/SPIRITOUS BEVERAGES	80	80		1
220900 VINEGAR&SUBSTITUTE,ACTIC ACID	2092	4439	2245	3123
230110 FLOURS,MEALS,PELLETS,OF MEAT	33646	63132		
230120 FLOURS,MEALS,PELLETS,OF FISH	22	22	41386	43854
230230 BRAN SHARP & RESIDUES OF WHEAT	462	618	468	468
230250 BRAN SHARP RESIDUE LEGUM PLANT	38260	56403	1599	1599
230310 RESID.STARCH MANUF&SIM RESIDUE		12585		
230330 BREWING/DISTILLING DREGS/WASTE	45531	66214	24965	30398
230400 OIL-CAKE/OTH S/RESID SOYABEAN	1294599	2286278	3809173	9085096
230630 OIL CAKE/OTH SUNFLOWER SEEDS	1245	2778		
230650 OIL CAKE/OTH RESIDUES,COCONUT			16	16

Contd.

10.11 Imports by Economic Categories (Detail)

(In Thousand Rupees)

Items	Aug., 2016	From July, 2016	Aug., 2015	From July, 2015
230660 OIL CAKE/OTH RESIDUE,PALM NUTS	252264	348230	500264	599676
230690 OIL CAKE/OTH SOLID RESIDUE,VEG	429	431		
230800 VEG MATL & VEG WASTE,VEG RESID	13820	13820		
230910 DOG/CAT FOOD,PUPUP RETAILSAL	14471	29176	8431	15388
230990 OTH,PREP USED IN ANIMAL FOOD	421643	850917	386830	860038
240110 TOBACCO,NOT STEMMED/STRIPPED		44		13
240210 CIGAR,CHEROOTS CONTAIN TOBACCO	133	210	201	312
240220 CIGARETTES CONTAINING TOBACCO		152	19005	54213
240290 CIGAR,CHEROOTS/TOBACCO SUBST		1		
240391 HOMOGENISE/RECONSTITUTE TOBACO		4118		
240399 OTH MANUFACTURED TOBACCO/EXTR	1244	53375	3250	6456
271012 LIGHT OILS AND PREPARATIONS	21302911	39689586	22485082	40282632
271019 KEROSENE,INCL KER.TY. JET FUEL	669850	1245490	485493	1333241
293500 SULPHONAMIDES	168619	309524	199990	356356
293621 VITAMIN A ITS DERIVATIVE UNMIX	19750	41778	23271	54196
293622 VITAMIN B1/ITS DERIV UNMIXED	23915	63344	5860	42867
293623 VITAMIN B2/ITS DERIV UNMIXED	18251	23896	11196	42481
293624 D-,DL-PANTOTHENIC ACID(VITB3B5	26356	35357	21920	48036
293625 VITAMIN B6/ITS DERIV UNMIXED	52036	99788	17827	62968
293626 VITAMIN B12/ITS DERIV UNMIXED	46562	84651	26718	77328
293627 VITAMIN C/ITS DERIVATIVE UNMIX	32200	68473	53286	78698
293628 VITAMIN D/ITS DERIVATIVE UNMIX	46551	76485	39053	81506
293629 OTH VITAMIN/ITS DERIV UNMIXED	106004	271463	72940	162650
293690 OTH INTER-MIXTURE PROVITAMINS	20925	22126	35490	58062
293712 INSULINE AND ITS SALTS	31719	37350	16982	16982
293719 OTHER POLYPEPTIDE HARMONES	14730	29488	8305	16731
293721 CORTISONE/HYDRO/PREDNISONE ETC	39509	68184	39179	71412
293722 HALOGENATE DERIV ADERNAL HORMN	99422	151191	83688	159219
293723 OESTROGENS AND PROGESTOGENS	67022	241538	68595	195206
293729 OTH,STEROIDAL HARMONES,DERIVAT	6853	28666	8175	47516
293750 PROSTAGLANDINS,THROMBOXANES&DR	866	10893	11918	16012
293790 OTH HORMONES/ITS DERIVATIVES	25041	33245	55801	95031
293810 RUTOSIDE(RUTIN)/ITS DERIVATIVE		1387		
293890 OTHER, GLYCOSIDES	78572	218964	60486	96188
293911 CONCENTRATES OF POPPY STRAW			401	5372
293919 OTH ALKALOIDS OF OPIUM/DERVATI	48936	62555	10696	25318
293920 ALKALOID CINCHONA/DRV SALT			1168	2250
293930 CAFFEINE AND ITS SALTS	49496	109885	64551	92634
293942 PSEUDEOPHEDRINE(INN)/ITS SALT		43		
293949 OTHER,EPHEDRINE AND ITS SALTS	33816	50714	33380	33380
293959 OTH THEOPHYLLINE/AMINOPHLLINE	23922	52125	16310	29878
293962 ERGOTAMINE (INN) AND ITS SALTS		2257		
293969 OTH ALKALOID OF RYE ERGOT/SALT	6811	8600	380	380
294000 SUGARD O/T SUCROSE/LACTOSE ETC	58185	113055	42197	84722
294110 PENCILLINE/DERV/ACID/SALT ETC	43168	73768	13940	21850
294120 STREPTROMYCIN/DERIV/SALT THROF	6843	14189	6527	24512
294130 TETRACYCLINE/DERIV/SALT THROF	42405	122615	75236	121288
294140 CHLORAMPHENICAL/DERIV/SALT	23974	52117	27574	38618
294150 ERYTHROMYCIN/DERIV/SALT THROF	172883	302099	144099	316551
294200 OTHER ORGANIC COMPOUNDS.	9469	41615	16843	48652
300190 OTH GLAND ORGAN,EXTRACT,HAPRIN	50	50		182
300210 ANTISERA/OTH BLOOD FRAC MODIFY	8859	9445	4584	7730
300220 VACCINES FOR HUMAN MEDICINE	2253028	4999487	1841121	3203693
300230 VACCINE VETERINARY MEDICINE	332073	657019	300663	543837
300290 OTH HUMAN/ANIMAL BLOOD,THERAPC	71992	122255	18764	75507
300310 MEDICAMENT PENCILLIN DERV/ACID		1546		
300320 MEDICAMENT OTH ANTIBIOTICS	33960	37965	28360	52070

Contd.

10.11 Imports by Economic Categories (Detail)

(In Thousand Rupees)

Items	Aug., 2016	From July, 2016	Aug., 2015	From July, 2015
300331 MEDICAMENTS CONTAINING INSULIN				1937
300339 OTH,MEDICEMENT HARMONE ANTIBTC	17934	23277	50501	135356
300390 OTH MEDICEMENT NES-NOT-R-SALE	146310	199525	62248	164962
300410 MEDICAMENT,PENCILLIN DERV/ACID	157	303	17958	18927
300420 MEDICAMENT OTH ANTIBIOTICS	359961	609069	187186	401730
300431 MEDICAMENT INSULIN NOT ANTIBTC	361572	586288	216459	384164
300432 MEDICIMENT ADERN CORTC HARMONE	12584	40469		32703
300439 OTH MEDICIMENTHARMONE NOT ANT	137514	300058	89434	182801
300440 MEDICAMENT ALKALOID DERV ANTI		9825		4425
300450 OTH MEDICAMENT VITAMIN/OTH PRO	4377	13343	4507	39566
300490 OTH MEDICAMENT THERAPEUTIC USE	2308392	5462794	1650765	3557822
300510 SURGICAL TAP IN JAMBO ROLLS	56795	98576	48986	81816
300590 OTH WADDING,GAUZE,BANDAGE ARTI	19472	35636	5541	16507
300610 STERILE SURGICAL CATGUT, ETC	210602	474469	79838	193989
300620 BLOOD-GROUPING REAGENTS	559	559	580	580
300630 OPACIFY X-RAY EXAM DIAGNOSTIC	1005	1210	1202	1478
300640 DENTAL CEMENT/DENTAL FILLING	7166	13934	8365	26817
300650 FIRST AID BOXES AND KITS.	216	1865	43	147
300660 CHEMICAL CONTRACEPTIVE HORMONE				8980
300670 GEL PREP HUMAN/VETERINARY USE	10138	10958	1668	3562
300691 APPL IDENTIFIABLE, OSTOMY USE	2740	9875	10859	10900
321519 PRINTING INK EXCL. BLACK	185624	316643	144693	351486
321590 OTH WRITING/DRAWING/OTH INK	27634	37728	27077	48622
330112 ESSENTIAL OIL OF ORANGE	10395	29518	6791	34456
330113 ESSENTIAL OIL OF LEMON	10876	65106	542	542
330119 OTH ESSENTIAL OIL/CITRUS FRUIT	118591	142051	4404	116287
330124 ESSENTIAL OIL OF PEPRAMINT	3218	3300	1284	1362
330125 ESSENTIAL OIL OF OTHER MINTS	3887	7259	3257	4140
330129 OTH ESSENTIAL OIL O/T CIT FRUT	2458	16843	6047	10831
330130 RESINOIDS	373	624	71	71
330190 OTH,CONCENTRATE ESSENT OIL NS	17634	33693	16423	19719
330210 MIXTURE ODORIFEROUS SUBS&MIXT	429242	800753	270562	481665
330290 OTH,MIXTURE,ODORIFEROUS SUBST	489927	859658	320316	758521
330300 PERFUMES AND TOILET WATERS	64302	96875	46558	78990
330410 LIP MAKE-UP PREPARATIONS	16464	28554	14154	27636
330420 EYE MAKE-UP PREPARATIONS	15643	30226	12319	28178
330430 MANICURE/PEDICURE PREPARATIONS	7904	13793	5200	12042
330491 POWDER WHETHER/NOT COMPRESSED	44937	77861	51469	86126
330499 OTH,BEAUTY/MAKE-UP PREPARATION	190931	304921	151382	243318
330510 SHAMPOOS	151569	267745	362622	684977
330520 PREP PERMANENT WAVING/STRAIGHT	7830	17262	8029	15714
330530 HAIR LACQUERS	1652	2140		
330590 OTH PREP USE ON HAIR	93314	168490	65923	131338
330610 DENTIFRICES	40709	102271	24443	59368
330620 YARN,CLEAN TEETH(DENTAL FLOSS)	245	370	142	217
330690 OTH,PREP ORAL/DENTAL HYGIENE	6251	10754	1494	2819
330710 PRE/AFTER SHAVE PREPARATION	8686	17337	32601	55763
330720 PERSONEL DEDORANT&ANTIP RSPRNT	77753	127875	59387	110376
330730 PERFUMED BATH SALT/OTH PREP	1164	2030	2437	2437
330741 AGARBATTI/OTH ODORIFEROUS PREP		4	118	248
330749 OTH PREP PERFUMING ROOM/RELIGS	32599	48370	25850	46645
330790 OTH,DEPILATORY/PERFUM ETCPREP	5917	8606	2585	6101
340111 SOAP&ORGANIC SURFAC-ACTIV PROD	145132	305317	258629	426484
340119 OTH,SOAP ORG-SURFAC-ACT PROD	46951	89039	14552	23655
340120 SOAP IN OTHER FORMS	82911	145406	60615	129679
340130 ORGANIC SURFACE ACTIVE PRODUCT	56409	86965	40692	66638
340211 ORGANIC SURFACE-ACTIVE AGENT	456106	903209	231505	590940

Contd.

10.11 Imports by Economic Categories (Detail)

(In Thousand Rupees)

Items	Aug., 2016	From July, 2016	Aug., 2015	From July, 2015
340212 ORGANIC SURFACE ACTIVE CATIONIC	11925	26692	4707	17851
340213 ORG SURFACE ACTIVE NON-IONIC	298731	678984	342082	715545
340219 OTH ORG SURFACE ACTIVE AGENT	19083	41613	13275	35443
340220 ORG SURF PREP PUTUP FOR R-SALE	25777	47936	17568	29003
340490 OTH, ART/PREP WAXES	125476	208725	93621	180019
340510 PO/CREAM FOR FOOTWEAR/LEATHER	18688	27029	13344	21226
340520 POL/CREAM/PREP, WOOD FURNITURE	2094	3548	1257	3109
340530 POL/CREAM/PREP, COACHWORK/METAL	972	5699	276	2435
340540 SCOURING/PASTE/POWDER/OTH PREP		448	8	69
340590 OTH POL/CREAM/PREP, F-WEAR/LETH	18750	27281	6703	14247
350190 OTH CASEINATE DERIV CASEN GLUE	1066	1682	53	883
350211 EGG ALBUMIN DRIED			1556	1556
360300 SAFETY FUSES DETONATING FUSES	2072	15996	27218	58566
360490 OTHER, PYROTECHNIC ARTICLES	37	37		
360500 MATCHES O/T PYROTECHNIC			30582	30582
360610 LIQUID/LIQUEFIE GAS FUEL	1436	4484	1572	2222
391740 FITING FOR TUBE ETC OF PLASTIC	37124	65673	33489	70863
391810 FLOOR COVERING OF POLYMERS V-C	31085	80811	31041	54612
392190 OTH PLATE, SHEET ETC OF PLASTIC	155251	294783	149124	285695
392210 BATH, SHOWER WASH BASIN OF PLAS	9770	17865	6978	12032
392220 LAVATORY SEAT/COVER OF PLASTIC	2031	3827	1649	3684
392290 OTH FLASH/SIM SANITARY PLASTIC	8253	12187	5925	9346
392310 BOXES, CASES, CRATES PLASTIC	50556	117032	41472	95856
392321 SACK&BAG OF POLYMER OF ETHYL	124597	273973	86599	181686
392329 SACKS & BAG OF OTHER PLASTICS	34276	59729	26957	47949
392330 CARBOYS, BOTTLES, FLASKS ETC	49018	98693	41879	87657
392340 SPOOLS, COPES, BOBINS ETC PLASTC	22185	44469	22186	41462
392350 STOPPERS, LIDS, CAPS ETC OF PLAS	161609	315066	83401	192738
392390 OTH ARTICLES FOR CONVEYANCE NS	34278	69303	10515	54660
392410 TABLEWARE KITCHENWARE OF PLAST	38186	94048	23650	52892
392490 OTH, HOUSEHOLD/TOILET ARTICLES	24192	47042	18250	34197
392510 RESERVOIRS, TANKS, VATS>300 LTRS	836	940	1197	5831
392520 DOOR, WINDOWS FRAME&H-HOLD PLAS	5849	9017	2585	3058
392530 SHUTTERS, BLINDS&PARTS OF PLAST	2248	5295	57	505
392590 OTH, BUILDER-WARE OF PLASTIC, NS	132546	288919	159147	343296
392610 OFFICE/SCHOOL SUPPLY PLASTIC	11613	20130	8073	24031
392620 ARTICLE OF APPAR CLOTHING PLAS	14475	22308	12123	16689
392630 FITTING FOR FURNITUR/COACH PLA	839	1660	395	774
392640 ORANMENTAL ARTICLES OF PLASTIC	48219	85697	41610	78090
400942 TUBE, PIPERUB WITH OTH. METL. FIT	2284	5059	1806	3304
401011 CONVEYOR BELTS WITH METALS		14	788	817
401012 CONVEYOR BELTS WITH TEX-METACS	40149	89999	40255	72174
401019 OTH CONVEYON BELT OR BELTING	55805	98537	25855	47940
401031 TRANSMISSION BELTS 60-180 CM	21171	65931	21976	52346
401032 TRANSMISSION OTH BELT 60-180 CM	45809	63978	24554	49062
401033 TRANSMISSION BELT 180-240 CM	1015	1717	165	1512
401034 TRANSMISSION BELT OTH 180-240CM	837	1057	746	1467
401035 TRANSMISSION SYN. BELT 60-150CM	637	802	1447	1878
401036 TRANSMISSION SYN. BELT 150-198CM	11	46	265	265
401390 OTHER INNER TUBES, OF RUBBER	13242	19229	3964	13223
401410 SHEATH CONTRACEPTIVES	7129	14783	23786	228800
401490 OTH HYG/PHARMACEUTICAL ARTL	825	7842	265	5630
401511 GLOVES, RUBBER, SURGICAL	49099	91743	53806	80076
401519 OTHER GLOVES, RUBBER	29173	61905	18426	31455
401590 OTH ARTI APPRL/CLOTH ALL PURPS	2579	4949	3660	5012
401610 ARTICLES OF UNHARD CEL VUL RUB	23331	39917	12542	28053
401691 FLOOR COVERING & MATS, RUBBER	4056	8783	1101	3103

Contd.

10.11 Imports by Economic Categories (Detail)

(In Thousand Rupees)

Items	Aug., 2016	From July, 2016	Aug., 2015	From July, 2015
401692 ERASERS, RUBBER	57136	81676	25544	41823
401693 GASKETS,WASHERS,SEALS,OF RUBB	116845	231712	113750	270435
401694 BOAT/DOCK FENDERS,OF RUBBERS	8475	8664		
401695 OTH INFLATABLE ARTICLE OF RUBB	97	1004	7423	10566
401699 OTH ARTICAL UNHARD VUL RUBBER	203840	389615	166637	320859
420100 SADDLERY&HARNESS FOR ANIMALS				295
420211 TRUNKS,SUITCASE,VANITY-CASES	5911	11703	733	6905
420212 TRUNK,SUITCA,SATC ETC PLAS/TEX	104312	147251	89882	167878
420219 OTH TRUNK,SUITCASE,VANITY-CASE	1341	5797	2706	8473
420221 HANDBAG,COMP/PATENT LEATHER	62949	104439	66480	98241
420222 HANDBAGS,PLASTIC/TAXT MATERIAL	9363	21031	8862	20457
420229 OTH HANDBAGS,WITHOUT HANDLES	31151	64607	35075	92294
420231 ARTI.CARIED.IN POCKET. LEA/COM	6108	8092	6344	9105
420232 ARTIC CARRIED IN POCK TAXT MATE	1055	1178	460	4550
420239 OTH,ARTI CRRIED IN HAND/POCKET	9341	16356	8725	19500
420291 OTH CONTAINER O/S OF LEA/COMPS	279	2614	1123	1700
420292 OTH CONTAINER O/S PLAS/TEXTILE	3429	4976	486	2056
420299 OTH CASES VULCANISED FIB/PBOA	5886	20193	1675	3301
420310 ARTICLES OF APPAREL	24460	58793		
420321 GLOVES,MITTENS & MITTS SPORTS		21	21	36
420329 OTH LEATHER GLOVES	2031	6716	1337	1549
420330 BELTS AND BANDOLIERS	19894	40100	24826	49641
420500 OTH ART LEA/COMP LEA TECHNICAL	677	912	1964	2109
430310 ARTI APPAR CLOTH ACCE FURSKIN	11	11		
430390 OTHER, ARTICLES OF FURSKINS	266	266		
430400 ARTICLE OF FUR&ARTICLE THEREOF	2125	2382	2004	2165
440139 SAW DUST & WOOD WASTE & SCRAP	3269	3293	729	1559
440210 WOOD CHARCOAL OF BAMBOO NOT AG	198	923	746	746
441300 DENSIFIED WOOD,BLOCK,PLATE,ETC	5635	16404	3349	4459
441890 OTH BUILDERS JOINERY/CARP WOOD	53134	101490	55438	107752
441900 TABLEWARE&KITCHENWARE OF WOOD	5392	7148	2305	6158
442010 STATUETTES/OTH ORNAMENT WOOD	834	1389	31	157
442090 OTH WOOD MARQUETRY&INLAID WOOD	7350	13599	9015	15927
442110 CLOTHES HANGERS OF WOOD	2113	4279	1014	2661
450490 OTH, ARTICLES AGLOMERATED CORK		101		27
460121 MATS,MATTING&SCREEN OF BAMBOO	490	967	94	2546
460199 OTH PLATING MATERIAL N.E.S		49	150	437
460211 BASKETWORK&OTH ARTICL OF BAMBO	14	75	1185	1185
460212 BASKETWORK&OTH ARTIC OF RATTAN			238	238
460219 BASKETWORK&OTH ART OF VEG MATE	221	306	136	308
481200 FILTER BLOCK,SLAB OF PAPERPULP	383	383		
481310 CIGRETTE PAPER IN BOOKLET/TUBE	28	57		
481490 OTHER WALLPAPER & COVERINGS.	1320	1375	34	34
481690 OTHER COYING PAPER, C/T SIZE.	1811	1886	1128	1128
481710 ENVELOPES	1576	2992	1873	3270
481720 LETTER CARDS, PLAIN POSTCARDS	5	256	67	89
481730 BOXES,POUCHES,PAPER STATIONERY	281	575	174	612
481810 TOILET PAPER	2458	2900	20579	29322
481820 HANDKERCHIEFS, TISSUES&TOWELS	6433	11796	12651	17740
481830 TABLE CLOTHS & SERVIETTES	2753	4499	2643	3042
481850 ARTICLES OF APPAREL&CLOTHING	1052	1128	47	139
481890 OTH ARTI LINEN,P&P GARMET/ASSE	5314	11017	5605	11360
481910 CARTON,BOXE&CASES CORRU PAPE	18881	52994	20170	77184
481920 FOLD/CARTO/BOXE&CASE, NON-CURRU	7925	16761	9246	22252
481930 SACKS&BAGS WITH BASE 40CM/MORE	34423	59189	7	38
481940 OTH SACKS&BAGS,INCLUDING CONES	604	6412	6602	11250
481950 OTH PACKING CONTAINERS/RE-SLEE	2441	2926	415	3033

Contd.

10.11 Imports by Economic Categories (Detail)

(In Thousand Rupees)

Items	Aug., 2016	From July, 2016	Aug., 2015	From July, 2015
481960 BOX FILES,LETTER TRAYS,BOX,OFF	8371	10395	3256	7290
482010 REGISTERS,LETTER PADS,DIARIES	5766	10710	8387	16311
482020 EXERCISE BOOKS	4374	4414	101	271
482030 BINDERS,FOLDERS&FILE COVERS	7087	16991	2260	5020
482040 MANIFOLD BUSINESS FORMS/CARBON	110	316	226	345
482050 ALBUMS FOR SAMPLES/COLLECTIONS	557	919	91	890
482090 OTH BOOK COVER,BLOTING PAD,NES	43738	92101	29773	54829
482110 P&P.BOARD LABLES PRINTED ALL=K	22726	56733	18271	36861
482190 OTH,P&P/BOARD LABLES NOT PRINT	28802	62511	38393	77600
482210 BOBBINS, SPOOLS, CAPS , PULP.	1276	1276	1839	2786
482290 OTHER,BOBINS,SPOOL,CAPS ETC.PA	17666	25371	10063	16619
482320 FILTER PAPER AND PAPERBOARD	4700	22180	2677	20656
482340 ROLLS,SHEETS AND DIALS,PRINTED	959	1328	1649	1764
482361 TRAY,DISHES,PLATES,CUP,P&BORD		234		
482369 OTH TRAY,DISH,PLATE,CUP,P&BORD	15575	19384	6665	19026
482370 MOULDED/PRESSED ARTICL P-PULP	1883	5093	1041	1041
482390 OTH,ARTICLES OF PAPER PULP,CEL	31131	65303	18853	34092
490110 PRINTED BOOKS IN SINGLE SHEETS	1127	1771	1745	7378
490191 DICTIONARIES AND ENCYCLOPAEDIA	4815	4815	2154	2367
490199 OTHER,PRINTED BOOKS/BROCHURES	156148	331079	168109	345134
490210 NEWSPAPERS,JOURNAL 4-TIME/WEEK				8
490290 OTHER NEWSPAPER,JOURNALS PERIO	4726	10247	5080	8303
490300 CHILDREN DRAWING/COLOUR BOOKS	655	1230	521	1723
490400 MUSIC, PRINTED IN MANUSCRIPT.				
490510 GLOBES	190	264	17	36
490599 OTH MAPS AND HYDROGRAPHIC/W-PA	686	1729	63	236
490600 PLANS/DRAWINGS FOR ARCHITECTS	401	602	35972	47581
490700 BANKNOTE,CHEQUE,STAMP,BOND ETC	118446	120427	138656	140062
490810 TRANSFERS ,VITRIFIABLE.	1977	1997	56	333
490890 OTH,TRANSFERS(DECALCOMANIAS)	5223	7547	3458	6666
490900 PRINTED/ILLUSTRATED POSTCARDS	42	3760	5292	9785
491000 CALENDAR OF ANY KIND PRINTED.	20	85	71	92
491110 TRADE ADVERTISING MATERIAL.	12688	20779	13503	22241
491191 PICTURES,DESIGNS&PHOTOGRAPHS	951	1694	624	798
500710 FABRICS OF NOIL SILK	11214	11214		
500720 OTH FAB CON>80% WT OF SILK	116942	176414	245544	467090
511111 WOVEN FABRICS CARDED WOOL,85%	17172	17758	4978	5400
511119 OTH WOVEN FABRICS CARDED WOOL	70993	77219	115	444
511120 OTH MIXED MAN-MADE FILAMENTS	11	11		
511130 OTH MIXED MAINLY/SOLELY M-MADE	6438	11116		
511190 OTH WOVEN FAB CARDED WOL/HAIR	7967	21795	12934	35068
511211 WOVEN FAB.COMBED WOOL 85%/HAIR	19078	20981	7986	7986
511219 OTH WOVEN FAB COMBED WOOL 85%>	31656	35581	17289	27692
511220 OTH WOVEN FAB.COM.WOLL MIX.MMF				40
511230 OTH WOV.FAB.COM.WOOL MIX.M/MSF	7762	7762	5853	5853
511290 OTH WOV.FAB.CARDE WOOL/FA-HAIR	4785	15314	691	691
520790 OTHER,COTTON YARN PUT UP SALE	14	4587	150	302
520811 WOV FAB COT WT<100G/SQM UNBLEA		18453		
520812 WOV FAB COT WT>100G/SQM UNBLEA		247052	5271	5634
520819 OTHER WOVEN COTTON FAB UN-BLH	2612	8785	41684	60299
520821 WOV FAB COT WT<100G/SQM BLEACH	4644	19080		
520822 WOV FAB COT WT>100G/SQM BLEACH		800		
520829 OTH WOVEN FAB OF COTTON BLEACH	424	1970	316	316
520831 WOV FAB COT WT 100G/SQM DYED	7665	7665		
520832 WOV FAB COT WT>100G/SQM DYED	69	69		1150
520839 OTH COTON WOV FAB<2000/SQM DYE	13866	18400	83	229
520841 WOV FAB COT WT 100G/SQM COLOUR	81	323		

Contd.

10.11 Imports by Economic Categories (Detail)

(In Thousand Rupees)

Items	Aug., 2016	From July, 2016	Aug., 2015	From July, 2015
520842 COTON WOV FAB WT>100G/SQM COLO	42969	61743	9410	37051
520843 COTTON WOV FAB 3/4 THREAD TWIL			249	249
520849 OTH WOV FAB WT 200G/SQM	4401	7231		
520851 COTON WOV FAB 100G/SQM PRINTED	87839	157947	44956	103606
520852 COTON WOV FAB>100G/SQM PRINTED	9107	10915	10798	40989
520859 OTH COT WOV FAB 200G/SQM PRINT	3904	9404	3065	3162
520911 WOV FAB COT WT>200G/SQM UNBLAC				922
520921 COTTON WOV FAB BLEACH>200G/SQM			16050	16050
520929 OTH COT WOV FAB BLE W>200G/SQM	31	103		8562
520932 COTTON WOV FAB DYED 3-4 THREAD			329	329
520939 OTH COT WOV FAB DYED>200G/SQM	696	8900	6850	10818
520942 COTTON WOV FAB DENIM>200G/SQM	23138	40184	39036	88358
520949 OTH WOV FAB CONT 85% COT/YARN	115	326		1851
520959 OTH WOV FAB PRINTED>200G/SQM	64	1019	257	291
521011 COT W-FAB MIX MMF W200G/SQMUNB	2561	2561		212
521041 W-FAB COT MX-MMF 200G/SQM	207	207	629	629
521049 OTH W-FAB COT MX-MMF W200G/SQM	6885	7759	1745	1745
521059 OTH W-FAB COT,MMF W 200G PRINT	682	1090	2875	16192
521112 COT FAB 3-4THREAD MIX>200G UNB			31	31
521119 OTH W-FABCOT,MF W>200G/SQM UNB	155	14148	1486	4909
521120 W-FAB COT WT<85% MIX MMF-BLEA	1611	1611		
521131 WW-FAB COT,MMF W>200G/SQM DYED	27	52		
521132 WOV FAB 3-4THREAD MIX>200GDYED	14727	14727		
521139 OTH W-FAB COT,MMF W>200G DYED	17648	21469	1012	2421
521142 W-FAB COT DENM,MX MFW>200G/SQM	6894	22486	9729	10478
521149 OTH W-FB COT CLO YRN MMF>200G				511
521159 OTH W-FAB COT,MF,W>200G/SQM PR	155	30693	265	1420
521212 OTH COT W-FAB BLECH W 200G/SQM				240
521213 OTH COT W-FAB DYED W 200G/SQM		30	409	738
521222 OTH COT WOV FAB BLEAC>200G/SQM	463	463		
521223 OTH COT WOV FAB DYED>200G/SQM		3682	5610	5610
521224 OTH W-FAB COT COLYARN>200G/SQM	728	728		
530919 OTH WOV FAB OF FLAX 85%OR MORE			502	502
530929 OTH WOV FAB OF FLAX<85% BY WT	31	31		
531090 WOV FAB OF JUTE OR OTH TEX FIB	306	306		
540600 M-MADE FILAMENT YARN RETAIL-SL				40
540710 WOV FAB HI-TENACI YRN NYLON PO	27509	62288	7980	10461
540720 WOV FAB OBTAIN FROM STRIP,LIKE	76315	105449	19183	40501
540741 FAB 85% OR MORE NYLON FILMENT	99	3413		3993
540742 OTH FAB 85% OR MORE DYED	173429	403478	99833	247402
540743 OTH W.FAB NYL FLAMT WT>85% DYE		273		
540744 OTH W.FAB FILA DIF COL NYL>85%	6375	21018	661	5678
540751 OTH W.FAB TEXTURED POLY U-BLEA	156637	338747	319693	551045
540752 OTH W.FAB TEXTUR POLY DYED 85%	1329337	2055747	619364	931699
540753 OTH W.FAB DIF COL TEXTUR POLYS	18431	18431	598	614
540754 OTH FAB TEXT POLY FIL PRINTED	34682	62210	29151	60659
540761 OTH FAB, NON-TEXT POLY FILAMENT	101284	176345	70476	111993
540769 OTH FAB POLY FIL TEXTILE MAT	87049	121178	13932	38145
540771 OTH WOV FAB SYNTH FIL BL/UN-BL	48172	57677	292	761
540772 OTH WOV FAB SYNTH FIL DYED 85%	645	645	32	400
540773 OTH W.FAB DIF COL SYN FILA PRI	260	260		2193
540774 OTH WOV FAB SYNTH FIL PRINTED	225	225	5227	5227
540782 OTH WOV FAB MIXED COTTON DYED	304	555		3444
540784 OTH FAB SYN TEX SQM MATERUAK	25302	48445	5536	9587
540791 OTH WOV FAB SYN F/L BL/UN-BL	46	46		
540792 OTH WOV FAB SYN F/L NS DYED	266	3247	135	135
540793 OTH WOV FAB SYN F/L NES COLOUR	192	192		

Contd.

10.11 Imports by Economic Categories (Detail)

(In Thousand Rupees)

Items	Aug., 2016	From July, 2016	Aug., 2015	From July, 2015
540794 OTH WOV FAB SYN FIL NES PRINT	2743	22241	8540	15212
540821 OTH WOV FAB ART. FIL BL/UN-BL	18065	32465	240	389
540822 OTH WOV FAB ART. FIL DYED				179
540823 OTH WOV FAB DIFFERENT COLOUR			2975	2975
540824 OTH WOV FAB ART. FIL PRINTED	884	6313		
540831 OTH WOV FAB ART. FIL BL/UN-BL		186		
551219 OTH WOV FAB OF SYN STAPLE FIB	4856	38579		2325
551229 O/W-FEB ACR STA FIB>85%WT ACRY	761	1356	134	818
551299 FAB WOV SYN FIB>85%BY WT SYNTH	7993	7993	97	387
551321 W-FAB SYN STA FIB MX COT DYED		1221		
551323 POLYS,COT,STAP FIB<170G DYED	1220	2431		
551329 OTH FAB SYN STAP FINRE DYED	2189	2189		26
551331 WOV FAB SYN STAP FIB COLOUR YR	906	4446		3651
551341 WOV FAB POLY STAP FIB PRINTED			67	67
551349 O/W-FAB SYN STAP FIB MIX COTON	1309	3306		
551411 W.FAB POLYS STA FIB<85% UNBLIB	3683	3683		
551419 OTH SYN FAB<85% MIX BL/UN-BL			1188	1188
551421 W-F POLY STAP FIB<85% DYED	211	1671		
551422 W-F POLY STAP FIB 3/4THRD DYED	1619	2515	28	33
551423 OTH FAB POLY FIB MIX COT DYED	3756	3756		
551429 OTH FAB<85% MIX COT SYN FIB	100	100		20
551430 WOV FAB SYN YARN DIFF COLO DYE	22	22		
551441 W-F SYN FIB<85% MIX COT PRINT		950	91	358
551449 O/W-FAB SYN MIX COT>170G PRINT	3833	4494		
551511 O/W.FAB POLYS FIB MX VISCO RAY	43351	69085	8939	16525
551513 O/W FAB POLY FIB MIX WOL/F-HAI	25597	60508	35152	36469
551529 O/W FAB ARCYLIC FIB MIX OT/FIB	11024	19239	5057	5974
551599 O/W FAB SYN MIX OTH FIBRE N.S	278	466		56
551611 W-FAB ARTI FIB 85%>BL/UN-BLEA	3569	4599	2850	4255
551612 W-FAB ARTI >85% BY WEIGH,DEYED	402101	643926	474203	915527
551614 W-FAB ARTI FIB>85% WT PRINTED	805171	1400524	69872	133003
551621 W-FAB ART FIB<85%WT MM.FILAM		39		
551622 W-FAB ART FIB<85% WT MM-F DYED		1728		
551624 W-FAB ART FIB<85%WT MM-F PRINT				20
551632 W-FAB ART FIB<85%WT,WOL/HAI DY		84	8990	13206
551641 W-FAB ART FIB<85%WT COT UNBL/B	1165	1165		
551644 W-FAB ART FIB<85% WT MIC PRINT		1169	532	1563
551692 W-FAB ART FIB<85%WT MIX O/F DY	5436	12069	117	117
560130 TEXTILE FLOCK,DUST & MILL NEPS	1317	2054	10146	11079
560210 NEEDLELOOM FELT STICH-BOND FIB	7772	26823	4690	12614
560221 FELTS OF WOOL/HAIR,NOT COATED	251	281	3	3
560229 FELTS OTH TEXT MATE, NOT COATD				2
560500 METALLISED YARN,TEXTILE YARN	303383	621969	242254	453981
560900 ARTICLES OF YARN,STRIP ROPE	2218	3652	1159	1235
570110 CARPT/OTH TEX FLOR COVER KNOTD	9953	25965	53975	91648
570190 CARPETS,KNOT OF OTH TEX MATERL	61	344		65
570210 KECEM,SCHUMACKS,KARAMAE.ETC.	2506	2506	1178	2481
570220 FLOOR COVERING COCONUT FIBRES	320	320		
570232 CARPET F/COV.P/LONS NOT TEXMAT	1102	1235	182	453
570239 CARPETS ECT.AOT.MADE O/TEX MAT			59	62
570241 CARPET ETC.P/CONS.WOOL WOV.M/M		489	10	16
570242 CARPETS OTH.P/CONS.M/M/TEXT.	26300	58423	25482	57054
570249 CARPETS ETC.MADE OTH.TEX MATEL		107		
570292 CARPET ETC. MAN/M TEX MATERIAL			96	96
570299 OTH CARPETS ETC.MADE O/TEX/MAT	10	21		6
570310 CARPET ETC WOOL/FINE ANIM HAIR		182		
570320 CARPETS/TUFTED OF NYLON/POLYA	12493	21854	23331	27642

Contd.

10.11 Imports by Economic Categories (Detail)

(In Thousand Rupees)

Items	Aug., 2016	From July, 2016	Aug., 2015	From July, 2015
570330 CARPETS ETC.TUFT MAN/M TEX MAT	39911	79130	23575	70149
570390 CARPET/TUFT CARS/VEH O-TEX MAT	28	32	95	146
570490 OTH CARPETS ETC.FELT N/TUFTED	43519	85602	55576	105072
570500 OTH CARPETS&OTH FLOOR COVERING	4434	5142	37	42
580121 UNCUT WEFT PILE FAB.OF COTTON.		370		
580122 CUT CORDUROY, OF COTTON	2284	2733	1557	11895
580123 OTH WEFT PILE FAB.OF COTTON.				27
580126 CHENILLE FABRICS, OF COTTON	5436	5746	65	2036
580127 WARP PILE FABRICS OF COTTON			1133	3404
580131 UNCUT WEFT PILE FAB.M-MADE FIB	1791	1791	2263	2263
580132 CUT CORDUROY, MAN-MADE FIBRES.	17934	18270		
580133 OTH WEFT PILE FAB.M/MADE FIBRE		2594		
580136 CHENILLE FAB. MAN-MADE FIBRES.	11456	12104	40	177
580137 WARP PILE FABRICS OF COTTON	1768	1768		
580190 OTH PILE&CHENILLE FAB.TEX.MAT	110678	143776	31053	43612
580219 OTH TERRY TOWEL/FABRICS,OF COT	60	510	25	346
580220 TERRY TOWEL/FABRICS, TEX.MAT			13	65
580410 TULLES AND OTHER NET FABRICS	4399	5497	286	591
580421 LACE MACHINE MADE,M-MADE FIBRE	66	1156		6938
580429 OTH,LACE MACHINE MADE,OTH MAT.	34909	76437	23173	48007
580430 LACE HAND MADE	584	827	1808	1909
580610 WOV.PILE FAB.& CHENILLE FABRIC	2327	2335		
580620 OTH WOV. FAB. ELASTOMERIC YARN	25310	27711	17433	24865
580631 OTH NARROW WOV FAB, OF COTTON.	830	830		104
580632 OTH NARROW WOV FAB,M/MADE FIB.	30779	68627	35001	66732
580639 OTH,NARROW WOV.FAB,TEX.MAT	4330	10476	1963	4959
580640 OTH FABRICS,WARP W/OUT WEFTASM	61	61	228	228
580710 LABEL,BADGES ETC.TEXTMAT,N/EMB	75757	131337	65104	151257
580790 OTH,LABELS,BADGES&ART.TEX/MAT	33983	52295	43201	73147
580810 BRAIDS IN THE PIECE				711
580890 OTH,ORNAMENTAL TRIM,TASSEL ETC	4198	5186	3528	7374
580900 WOV FAB.OF METAL TAREAD/YARN.	14	14	103	103
581091 OTHER EMBROIDERY,OF COTTON	441	445		
590190 OTH TRACING CLOTH,BUCKRAM ETC.	77459	147319	24810	77151
590210 TYRE CORD FAB HIT.YARN NYLPLMD	181174	361551	129172	253147
590220 TYRE CORD FAB H/T YARN POLYSTR	21484	35641	10812	27277
590390 OTH,TEX FAB IMP,LAM, PLASTIC.	371030	570829	99597	230483
590800 TEX WICKS,WOVEN,LAMP,LIGHTERS	84	84	13	13
590900 TEX HOUSE PIPING/TEX TUBING.	13981	13994	11906	21619
591190 OTH, TEX PRODUCTS/ ARTICLES,	24748	46122	33487	60384
600110 LONG PILE, FABRICS	633	3076	1365	1365
600122 LOOPED PILE FAB,MAN-MADE FIBRE	23481	31960	171	178
600129 LOOPED PILE FAB,OTH TEX MAT.	386	22268	4300	26712
600192 OTH PILE FAB,KNIT/CROCH,M-MADE	853515	1350892	818539	1409130
600199 OTH PILE FAB,KNIT/CROCH,O/TXTM	1486	14813	8864	12098
600240 KNIT CROCH FAB<30CM,ELASTOME5%			3207	10290
600290 OTH,KNIT/CROC FAB<30CM,ELAST5%		4010		32890
600320 KNIT/CRO COTTON WD !>30CM			134	134
600330 KNIT/CRO SYN-FIBRE WD !>30CM	1167	1167		
600390 OTH KNIT/CRO FAB WD !>30CM	1058	1058		
600410 KNIT/CRO FAB WD>30CM ELASTYR5%	1777	3180	1237	5297
600490 OTH KNIT/CRO FAB WD>30CM ELAST	6644	9798	60	16042
600521 WRAP KNIT FAB OF COT UNBL/BLEA		45		
600522 WRAP KNIT FAB OF COTTON DYED	453	1562		
600524 WRAP KNIT FAB PRINTED		7348		
600531 WRAP KNIT FAB SYN.FIB UNBL/BLE	19301	23340	13051	47858
600532 WRAP KNIT FAB SYN.FIBRE DYED	309995	545773	122226	256750

Contd.

10.11 Imports by Economic Categories (Detail)

(In Thousand Rupees)

Items	Aug., 2016	From July, 2016	Aug., 2015	From July, 2015
600533 WRAP KNIT FAB SYN.FIB DIF COLO	33	697		
600534 WRAP KNIT FAB SYN.FIB PRINTED	15930	31315	15304	19781
600542 WRAP KNIT FAB ART FIB DYED		2035	3077	3641
600544 WRAP KNIT FAB PRINTED		454		
600590 WRAP KNIT FAB O/TH H-6001-6004	3574	6218	11632	19345
600621 OTH KNIT/CRO FAB COT UNBLE/BLE	1639	1639		
600622 OTH KNIT/CRO FAB COTTON DYED		237		
600624 OTH KNIT/CRO FAB COTON PRINTED	7552	7552		
600631 OTH KNIT/CRO FAB SYN.FIB UNB/B	333	3753	66	424
600632 OTH KNIT/CRO FAB SYN.FIB DYED	272931	503608	174223	259921
600633 OTH KNIT/CRO FAB SYN.FIB COLOR	13	661	687	687
600634 OTH KNIT/CRO FAB SYN.FIB PRINT	10429	10429	675	974
600643 OTH KNIT/CRO FAB ART FIB COLOR			319	319
600644 OTH KNIT/CRO FAB ART FIB PRINT	7191	7191	1103	1103
600690 OTH KNITTED CROACHED FABRICS	17405	22351	28840	49228
610120 MEN/BOYS OVERCOAT/SIM ARTICLE	93	142	23	23
610130 MEN/BOYS WIND JACKET/SIM ART.		167		
610190 OVERCOAT ETC.MEN OTH TEX KNIT.	3503	6325	745	5470
610210 APPAREL/CLOTH/ACCESSORIES,WOOL			1721	1721
610220 APPAREL/CLOTH ACCES,OF COTTON,		33	18	18
610230 APPAREL/CLOTH ACCES,M-MADE FIB	34	3652		
610290 APPAREL/CLOTH OF TEX MATEL,	451	1724	123	398
610310 SUITS MEN'S/ BOYS KNITTED/CROC	3431	13297	4850	5285
610322 MEN/BOYS,ENSEMBLE,COTTON,KN/CR	31	209		
610329 MEN/BOYS,ENSEMBLE OTH TEX MAT,	1072	1814	1285	1528
610331 JACKET/BLAZER MEN/BOY,WOOL F/H			248	248
610332 JACKET/BLAZER MEN/BOY COT/KNIY	1718	2195	80	165
610333 JACKET/BLAZER MEN/BOYS SYN FIB		291		
610339 JACKET/BLAZER MEN/BOYS OTH TEX	9828	74838	2458	2463
610342 TROUSERS,ETC.MEN/BOYS COT/KNIT	595	2574	151	237
610343 TROUSERS, ETC.MEN/BOYS SYN FIB		1561		
610349 TROUSERS,ETC.MEN/BOYS TEX MAT	22016	28996	1614	4184
610419 WOMEN/GIRLS,SUITS OTH TEX MAT	7336	9751	5	5
610422 WOMEN/GIRLS,ENSUMBLE,COTT/KNIT		54		
610423 ENSEMBLES W/GRIL SYN KNIT/CROC			6903	6903
610429 WOMEN/GIRLS ENSEMBLE,TEX MAT	12	12		
610432 JACKET/BLAZER W/GIRL COT KN/CR	352	352	85	141
610433 JACKE/BLAZER W/GIRL SYN KN/CR	395	2629	626	626
610439 JACKE/BLAZ W/GIRL OTH TEX K/CR	871	1991	3911	6429
610442 DRESSES W/GIRL COTTON KNIT/CRO	492	2865	404	404
610443 DRESSES W/GIRL SYN FIB KNIT/CR	142	142		76
610444 DRESSES W/GIRL ARTFIB KNIT/CR	59	59		
610449 DRES W/GIRL OTH TEX MAT KNT/CR	1296	1300	9	9
610452 SKIRTS/D-S W/GIRL COT KNIT/CRO				10
610453 SKIRTS/D-S W/GIRL SYN KNIT/CRO				23
610459 SKIRTS/D-S W/GIRL OTH TEX K/CR	404	437	441	562
610462 TROUSERS ETC OF COTTON KNI/CRO	181	1553	76	143
610463 TROUSE ETC OF SYN FIB KNITED	18	843		24
610469 TROUSERS ETC OF OTH TEX MAT KN	374	415	445	646
610510 MEN/BOYS SHIRTS COTTON KNI/CRO	13238	14549	3089	7369
610520 MEN/BOYS SHIRTS M-MAD FIB K/CR	1042	1089	580	3371
610590 MEN/BOYS SHIRTS O/TEXTILE K/CR	22373	41423	11932	22678
610610 W/GIRL SHIR/BLOUSES COT KN/CRO	1446	4214	2170	3284
610620 W/GIRL SHIR/BLO M/MADE FIB K/C	1320	3809		
610690 W/GIRL SHIR/BLOU OTH TEXMATK/C	649	1579	2109	3710
610711 UNDERPANTS ETC M/BOY COT KN/CR	3199	5026	1347	2485
610719 UNDERPANT ETC M/BOYS OTH T/MAT	553	768		67

Contd.

10.11 Imports by Economic Categories (Detail)

(In Thousand Rupees)

Items	Aug., 2016	From July, 2016	Aug., 2015	From July, 2015
610721 NIGHTSHIRTS&PYJAMAS OF COTTON	438	877	267	267
610729 NIGHTSHIRT/PYJAMAS OTH TEX MAT	11	32		5
610791 BATHROBES ETC OF COTTON M/BOYS			234	234
610799 BATHROBE ETC OF OTH TEX KN/CRO	677	842	289	1318
610811 WO/GIRL SLIP,PETTICOAT KNIT/CR			414	414
610821 W/GIRL BRIE/PANTIES COT KN/CR	107	156		
610829 W/GIRL BRIEF/PANTIES OTH T/MAT	549	594	24	517
610831 W/GIRL N-DRESS/PAJAMA COT KN/CR	173	478	1246	1249
610839 W/GIRL N-DRESS/PAJAMAS TEX MAT	3720	4229	11	40
610891 BATHROBE W/GRL COTTON KNIT/CRO		1	211	235
610892 BATHROBE W/GRL MAN-MADE KN/CRO	228	228		58
610899 BATHROBE W/GRL OTH TEX KNI/CRO	58	111	55	484
610910 T-SHIRT,SINGLETs,VEST COT K/CR	12299	17262	30184	49122
610990 T/SHIRT,OTH TXT KN/CR	8530	13778	38593	48649
611011 JERSEY,PULOVER,CARDIGAN,WOLLEN	2123	3016		255
611012 JERSEY,ETC. WOOL, KASHMIR GOAT	3	3		
611019 OTH JERSEY PULOVER ETC.WOOLEN	16399	18391	187	996
611020 JERSEY, PULOVER ETC.OF COT K/C	2810	10361	8851	9123
611030 JERSEY, PULOVER M/MADE FIB K/C	155	4476	17039	23655
611090 JERSEY,ETC. OTH TEXT. MATERIAL	18580	38297	27223	37521
611120 BABY GARMENT OF COTTON KNIT/CR	1351	3676	5613	5723
611130 BABY GARMENT OF SYN FIB KNI/CR	1892	9739	4664	5503
611190 BABY GARMENT OF OTH TEX KNI/CR	75314	110190	66367	106032
611211 TRACK SUITS COTTON KNIT/CROCH	32	32	69	69
611212 TRACK SUITS SYB FIB KNIT/CROCH	177	181		
611219 TRACK SUITS OTH TEX MAT KNI/CR	663	1179		378
611239 MEN/BOYS SWIMWEAR OTH TEX K/CR	860	872		
611241 WOM/GIRL SWIMWEAR SYN FIB K/CR	73	81	324	324
611249 WOM/GIRL SWIMWEAR OTH TEX K/CR	24	39	93	93
611420 OTH GARMENT COTTON KNIT/CROCH	793	1221	241	557
611430 OTH GARMENT MAN-MADE FIB KN/CR	51	69		
611490 OTH GARMENT,OTH TEX MAT KN/CRO	6662	10970	7616	13503
611510 GRADUATE COMPRESS HOSIERY	41434	69960	34496	42153
611521 OTHER PANTY HOSE AND TIGHTS	689	1048	529	868
611529 O-PANTY HOSE OTH-TEXTILE MATE	9196	18315	535	1348
611530 OTH-W-MEN FULL/KNEE LENG HOSIE	28678	42702	15439	16954
611595 OTH HOSIERY OF COTTON	1491	2935	1334	1687
611596 OTH HOSIERY OF SYNTHETIC FIBRE				411
611599 OTH HOSIERY OF OTH TEX MATERIL	2844	3762	550	968
611610 GLOV,MITTEN,ETC PCAS/RUBER K/C	97	584	137	154
611692 GLOVE,MITTENS ETC KN/CROC COTT	361	404	70	82
611693 GLOVE,MITTENS ETC KNIT SYN FIB	313	1805	129	231
611699 GLOVE,MITTENS ETC KNIT TEX MAT	3323	3636	2389	2733
611710 SHAWL,SCARVE,MUFFLER,VEILS ETC	3537	30713	25537	36696
611780 OTH MADE UP CLOTHING ACCESRIES	533	658	132	229
611790 PARTS OF GARMENT OR CLOTH ACSS	43	91	426	1050
620112 MEN/BOYS OVERCOAT COT NOT KN/C			27	42
620113 OVERCOAT MAN-MADE FIB NOT KNIT	96	96	195	195
620119 OVERCOAT SIM ART OTH TEX MATER	1403	5932	716	792
620191 OTH OUTER GARMENT WOOL MEN/BOY			1059	1496
620192 OTH OUTER GARMENT COT MEN/BOYS	1051	1051		
620193 OTH OUTER GAR M/MADE FIB M/BOY	142	142	167	167
620199 OTH OUTER GAR OTH TEX MAT M/BY	3245	3325	157	319
620212 OVERCOAT ETC W/GRL COT N/KNIT		213	26	73
620213 OVERCOAT ETC W/GRL M/MAD N/KNT	32	49		
620219 OVERCOAT ETC W/GRL O/TEX N/KNT	380	721	135	349
620291 SKI/JACKET W/GRL WOOL NOT KNIT	14	28		

Contd.

10.11 Imports by Economic Categories (Detail)

(In Thousand Rupees)

Items	Aug., 2016	From July, 2016	Aug., 2015	From July, 2015
620292 SKI/JACKET W/GRL COT NOT KNIT	44	44		
620293 SKI/JACKET W/GRL M/MADE N/KNIT	13	73		
620299 SKI/JACKET W/GRL TEX MAT N/KNIT	467	663	450	682
620312 SUIT MEN/BOYS SYN FIB NOT KNIT	3	24	36	36
620319 SUIT MEN/BOYS TEX MAT NOT KNIT	4715	8927	12321	14566
620322 ENSEMBLE MEN/BOY COT NOT KNIT	1773	3147	1824	1838
620323 ENSEMBLE MEN/BOY SYN FIB N/KNIT	511	585	6430	6430
620329 ENSEMBLE MEN/BOY OTH TEX N/KNIT	10	1014	37040	38583
620332 JACKET ETC MEN/BOY COT N/KNIT	1066	1484	11	1054
620333 JACKET ETC MEN/BOY SYN FIB N/K	841	1417	590	1048
620339 JACKET ETC MEN/BOY OTH TEX N/K	10902	40148	77364	120706
620341 TROUSER,BIB,BRES ETC WOL M/BOY	2647	3455	1544	1814
620342 OTH TROU BIB M/BOY COTT N/KNIT	17439	32648	11029	19339
620343 OTH TROU BIB M/BOY SYN N/KNIT	381	397	467	992
620349 OTH TROU BIB M/BOY TEXT N/KNIT	6644	14336	28325	47749
620411 SUIT WOMEN/GRL OF WOOL N/KNIT	9	26		
620412 SUIT WOMEN/GRL OF COT N/KNIT		59		
620419 SUIT WOMEN/GRL OF TEX MAT N/K	6889	6953	724	2685
620422 ENSEMBLE WOMEN OF COT N/KNIT			9	9
620423 ENSEMBLE WOMEN OF SYN FIB N/K				54
620429 ENSEMBLE WOMEN OF TEX FIB N/K		23	471	1389
620432 JACKET W/GRL OF COT N/KNIT		700		
620433 JACKET W/GRL OF SYN FIB N/KNIT	294	472	191	200
620439 JACKET W/GRL OF TEX MAT N/KNIT	39	39	1506	1601
620442 DRESSES W/GRL COTTON NOT KNIT	2516	5769	5225	9776
620443 DRESSES W/GRL SYN FIB NOT KNIT	70	302		10
620444 DRESSES W/GRL ART FIB NOT KNIT	43	5454		2199
620449 DRESSES W/GRL TEX FIB NOT KNIT	1044	1308	27	82
620452 SKIRTS W/GRL COTTON NOT KNIT	92	211	160	225
620459 SKIRTS W/GRL TEX FIB NOT/KN/CR		17		
620462 TROUSER W/GRL COTTON NOT KNIT	2615	5737	3480	4023
620463 TROUSER W/GRL SYN FIB NOT KNIT	139	139	764	1197
620469 TROUSER W/GRL TEX MAT NOT KNIT	12978	33075	1528	2478
620520 SHIRTS MEN/BOYS OF COT N/KNIT	9660	16792	14837	20468
620530 SHIRTS MEN/BOYS OF M/MAD N/KNIT		4	340	340
620590 SHIRTS MEN/BOYS OF TEX MAT N/K	4042	6788	2375	5816
620610 BLOUSES W/GRL SILK NOT KNITTED	2363	3019		
620630 BLOUSES W/GRL COT NOT KNITTED	487	591	2793	2920
620640 BLOUSES W/GRL M/MADE NOT KNIT	628	779		114
620690 BLOUSES W/GRL TEX MAT NOT KNIT	884	1178	1431	1687
620711 UNEDERPANT ETC MEN/BOY COTTON	1369	1411	43	149
620719 UNDERPANTS ETC MEN TEX MAT NK	97	97		18
620721 NIGHTSHIRT/PYJAMA MEN COT N/K	27	27	42	69
620722 NIGHTSHIRT/PYJAMA MEN M/MAD NK				43
620729 NIGHTSHIRT/PYJAMA MEN T/MAT NK	173	351	563	2178
620791 BATHROB ETC MEN COTTON N/KNIT	21	21		
620799 BATHROB ETC MEN TEX MAT N/KNIT	703	765	362	430
620811 SLIPS/PETTICOAT W/GRL COT N/NK	25	25	16	16
620819 SLIPS/PETTICOAT W/GRL T/MAT NK	593	1165		137
620822 NIGHTDRESS/PYJAMA WOMEN M/M NK		12	98	105
620829 NIGHTDRESS/PYJAMA WOMEN T/M NK	2130	4252	1823	2500
620891 BATHROB ETC W/GRL COTTON N/NK	77	144	258	607
620892 BATHROB ETC W/GRL M/MAD FIB NK				162
620899 BATHROB ETC W/GRL TEX MAT N/NK	560	626	482	1039
620920 BABIES GARMENT ETC COT N/KNIT	772	772	3059	3129
620930 BABIE GAR&CLOTH SYN FIB N/KNIT	191	478	464	464
620990 BABIE GAR&CLOTH TEX MAT N/KNIT	6155	8942	9104	28800

Contd.

10.11 Imports by Economic Categories (Detail)

(In Thousand Rupees)

Items	Aug., 2016	From July, 2016	Aug., 2015	From July, 2015
621010 GAR MADE UP FAB H-56.02/56.03	1091	1417	3402	4124
621020 OTH GAR MEN/BOY H-6201-11,19	50	50		155
621040 OTH MEN/BOYS MADE UP FAB	133	133		450
621050 OTH MEN WOMEN/GIRL FAB N/KNIT	212	212	48	1481
621111 SWIMWEAR MEN/BOYS NOT KNITTED	746	746		47
621112 SWIMWEAR WOM/GIRL NOT KNITTED		46		
621132 OTH GAR MEN/BOYS OF COTTON	73	1094		622
621133 OTH GAR MEN/BOYS OF M/MADE FIB	205	1513		
621139 OTH GAR MEN/BOYS OF TEX MATERI	1108	1125	654	947
621142 OTH GAR WOM/GIRL OF COTTON			454	664
621143 OTH GAR WOM/GIRL OF M/MADE FIB		22		17
621149 OTH GAR WOM/GIRL OF TEX MATERI	219	9893	243	607
621210 BRASSIERES	29807	50401	34580	77095
621220 GIRDLES AND PANTY-GIRDLES	1424	3252	3191	4349
621290 BRACES,SUSPENDERS,GARTER&PARTS	16477	30842	9251	21966
621320 HANDKERCHIEFS OF COTTON	869	1790	2152	4803
621390 HANDKERCHIEFS OF OTH TEX MAT	5504	10317	3776	7839
621420 SHAWLS,SCARVES ETC & LIKE WOOL			8509	8509
621430 SHAWL,SCARVE ETC&LIKE SYN FIB	7475	10535	186	1384
621440 SHAWL,SCARVE ETC&LIKE ART MAT			525	525
621490 SHAWLS OF OTH TEX MATERIALS	26827	54759	8694	21125
621510 TIES,BOW TIES&CRAVATS OF SILK	225	1036	253	367
621520 TIES,BOW TIES&CRAVATS M/M FIB	81	295	829	841
621590 TIES,BOW TIES&CRAVATS TEX MAT	289	1305	1774	5036
621600 GLOVES, MITTENS AND MITTS.	18944	24930	3191	4189
621710 MADE UP CLOTHING ACCESSORIES	2814	6388	3085	11376
630110 ELECTRIC BLANKETS		9		12
630120 BLANKET/TRAVEL RUGS OF WOOL/H	204	299	18	32
630130 BLANKET/TRAVEL RUGS OF COTTON		44		31
630140 BLANKET/TRAVEL RUGS OF SYN FIB	338039	538459	365338	609754
630190 BLANKET/TRAVEL RUGS OF TEX MAT	9417	15154	1994	2985
630210 BED LINEN,KNITTED/CROCHETED	9316	20388	4336	13841
630221 OTH BED LINEN,PRINTED,N/KNIT		6330		
630222 OTH BED LINEN,PRINTED M/MADE		5339		
630229 OTH BED LINEN,PRINTED MILL-MAD		131	35	66
630231 OTH BED LINEN COTTON N/KNIT/CR			33	88
630232 OTH BED LINEN OF MAN-MADE FIB			262	560
630239 BED LINEN OTH TEX MAT NOT KNIT	658	51925	27251	49065
630251 TABLE LINEN OF COTTON KNITTED	118	138		4
630259 TABLE LINEN OF OTH TEX MATERIA			535	549
630260 TOILET & KITCHEN LINEN COTTON	1048	1513	216	784
630291 OTH TOILET/KITCHEN LINEN COTTN				13
630293 TOILET/KITCHEN LINEN M/MAD FIB	228	228		317
630299 TOILET/KITCHEN LINEN TEX MAT	91	223	126	243
630312 CURTAINS/BLINDS/VALANCE SYN FIB	282	282	5	21
630319 CURTAINS/BLINDS/VALANCE TEXMAT	41	190	4	4
630391 OTH CURTAN,BLIND,VALANC OF COT	58	228	84	92
630392 OTH CURTAINS/VALANCE OF SYN FIB	6178	8203	12191	31922
630399 OTH CURTAINS/VALANCE OF TEXMAT	343	699	970	2186
630419 BED-SPREADS, OTHERS	157	203	1697	4177
630491 OTH FURNISHING ARTICLES KNITED	274	695	359	591
630492 OTH FURNISHING ARTICLE COT KNT	92	137		
630493 OTH FURNISHING ARTICLE SYN FIB		21		70
630499 OTH FURNISHING ARTICLES TEXMAT			222	222
630510 SACK/BAGS OF JUTE OTH TEX FIB	45066	62831	40994	71502
630520 SACKS AND BAGS OF COTTON		65	94	94
630532 SACK/BAGS MAN-MADE TEX MATERI	2673	5679	3246	12939

Contd.

10.11 Imports by Economic Categories (Detail)

(In Thousand Rupees)

Items	Aug., 2016	From July, 2016	Aug., 2015	From July, 2015
630533 SACK/BAGS OF POLYETHYLENE/PROP	11649	24260	17037	26911
630539 OTH SACK/BAGS MAN-MADE TEX MAT	32908	52594	32097	65973
630590 SACKS/BAGS OTH TEX MATERIAL	1178	2273	5628	5902
630612 TARPAULINS,AWNINGS ETC SYN FIB	46139	79013	13503	40933
630619 TARPAULINS,AWNINGS OF TEX MAT	22681	22681	30	1213
630622 TENTS OF SYNTHETIC FIBRES	1409	1519	1757	7335
630629 TENTS OF OTH TEX MATERIAL	2948	6071	332	1291
630630 SAILS OF OTH TEXTILE MATERIAL		285		
630690 OTH CAMPING GOODS OTH TEX NAT	286	315	73	96
630710 FLOOR/DISH/CLEANING CLOTH ETC	1748	3590	1799	5514
630720 LIFE-JACKETS AND LIFE-BELTS	6256	10763	5308	7841
630790 OTH MADE UP ARTICLE DRESS PTN	47186	88508	19865	61833
631090 USED&NEW RAGS,SCRAP ETC TEXMAT	2940	4995	4248	12345
640110 FOOTWEAR INCORPORATPROTE M-TOE	11	11		3
640199 OTH FOOTWEAR NES UPPER NOT FXD	14	143	164	711
640219 OTH SPORTS F-WEAR SOLES RUB/PL	49975	57434	8962	37450
640220 F-WEAR WITH UPPER STRAP ASSEMB	10051	13353	2375	3929
640291 F/WEAR COV ANKLE SOLE/UPPERS	14	14		240
640299 OTH F/WEAR SOLE/UPPER RUB/PLAS	83427	128839	81804	94645
640319 OTHER; SPORTS FOOTWEAR	42951	75531	65815	103140
640320 FOOTWEAR OUTER SOLE OF LEATHER	192	10081	23001	36993
640340 OTH FOOTWEAR WITH METLTOE CAP	8919	15298	11114	13588
640351 OTH FOOTWEAR SOLE COV ANKLE			3184	3184
640359 OTH FOOTWEAR OUTERSOLE LEATHE	66	527	171	171
640391 OTH F-WEAR OUTERSOLE COMP LEA		956	1217	6725
640399 OTH F-WEAR O/S RUB, PLAS, LEA	58255	93213	76945	145292
640411 SPORTS FOOTWAR SHOES RUB/PLAS	83529	97700	60945	77582
640419 OTH FOOTWEAR OUTER SOLE RUB/PL	917566	1115420	407076	579942
640420 FOOTWEAR OUTERSOLE COMP LEATHR	828	1800	613	1234
640510 FOOTWEAR UPPER/COMP LEATHER	639597	729826	405144	522533
640520 FOOTWEARS UPPER TEX MATERIAL	52936	57421	1431	1767
650400 HATS&OTH HEADGEAR PLAIED	37	301	177	183
650500 OTH HATS AND HEADGEAR KNITTED	8779	11759	2880	4797
650610 SAFETY HEADGEAR	31822	49648	24422	51743
650691 OTH HEADGEAR RUBBER/PLASTICS	719	719	71	806
650699 OTH HEADGEAR OF OTH MATIRIALS	419	6784	1709	3402
650700 HEADBAND LINING COVERHAT FOUN	683	1536	863	1841
660110 GARDEN OR SIMILAR UMBRELLAS	2781	4201	2840	6680
660191 OTH UMB WITH TELESCOPIC SHAFT			357	357
660199 OTH UMBRELA/SUN UMBRELLAS	17251	21291	2828	8450
660200 WALKING STICKS SEAT STICKS	1260	3113	394	974
660320 UMBRELLA FRAMES INCL F/MOUNTED		16		
660390 OTH PATS/FITTING UMBRELLAS	59	90	21	92
670210 ARTICLE MADE ARTIFICIAL FLOWER	6712	11199	8523	19358
670290 ARTIFICIAL FLOWER,FOLIAG O/MAT	26110	57638	19862	48297
670411 COMPLETE WIG OF SYN.TEXT MAT.			15	365
670419 OTH BEARD, EYE BROW SYN.TEX MA	42	3244	12	163
670420 WIGS,BEARDS OF HUMAN HAIR			11	69
691090 OTH CERAMIC SINKS WASHBASIN PE	974	1010	2619	3015
691110 TABLEWARE & KITCHENWARE	169056	270704	133158	268560
691190 OTH HOUSEHOLD ARTICLES OF PORN	35637	53412	22976	40342
691200 CERAMIC TABLEWEAR KITCHENWEAR	24987	42643	19476	43130
691310 STATUT ORNAMENT PORCELAIN CHI	263	1699	169	704
700992 FRAMED GLASS MIRRORS	9852	15659	7648	16732
701010 AMPOULES	6343	9749	18602	34017
701020 STOPPERS,LIDS AND OTH CLOSURES	4730	8097	4634	6203
701190 OTHER, GLASS ENVELOPES	225	1453	684	823

Contd.

10.11 Imports by Economic Categories (Detail)

(In Thousand Rupees)

Items	Aug., 2016	From July, 2016	Aug., 2015	From July, 2015
701310 INDOOR DECOR OF GLASS CERAMICS	7696	11246	5120	14139
701328 OTH STEMWARE DRINKING GLASS	7212	8851	6570	8269
701333 O-DRINKING GLASS LEAD CRYSTAL				23
701337 OTH DRINKING GLASS O/T GL-CEMI	9140	17264	8517	18611
701342 G-WARE LINEAR C-EXPENSION-5x10		87		
701349 O-GL-WARE L-C-EX=5x10 T,0-300C	311869	468013	116836	222738
701391 OTH GLASS-WARE OF LEAD CRYSTAL		54	254	254
701590 OTH CLOCK/WATCH/NON-CORRETVE	71	71	22	104
701690 OTH PAVING BLOCKS/SLABS/BRICKS	1016	2294	5175	5925
701710 LAB HYG/PHAR GL-WARE W/N GRADU	6525	9067	3785	5620
701720 LAB HYG/PHAR GLASSWARE L/C=10K	620	1149	284	602
701790 OTH LAB GLASSWARE ETC N.S.	11849	24053	7814	12542
701810 GLASS BEADS, S/PERAL/PRE-STON	80196	148023	52059	105156
701820 GLASS MICROSPHERRES=1MM DIA	1471	12108	3672	21192
701939 OTH WEBS,MATTRESSES,BOARD ETC	107593	187765	66068	138946
701940 WOVEN FABRICS OF ROVINGS	2093	3521	2627	2627
701951 OTH WOVEN FABRICS WIDTH=30 CM	372	372	1949	2073
701952 OTH WOV FAB WID<30CM WT<250G/M		3		
701990 OTH ARTICLES OF GLASS FIBRES.	33263	60579	32410	61052
711299 OTH WASTE/SCRAP PRECIOUS METAL	758	1627	1743	6696
711311 ARTICLE OF JEWELLERY OF SILVER				9
711319 ART OF JEWEL OF OTH PRE METAL	16359	16636	5489	5585
711320 ART(JEWELRY)BASE MTL-CLD P-MTL		8		3
711411 ART OF SILVER WARES W/N PLATED	33	33		
711419 ART OF PRE METALS W/N PLAT	22	22		
711510 CATALYST INFORM WIRE/GRIL PLAT	416	416	10464	10464
711590 OTH ART PREMET/MET CLAD P/MTL	7792	13872	3211	8097
711610 ART NATURAL/CULTURED PEARLS			83	86
711620 ART PRECIOUS/SEMI-PRE STONES			12	27
711711 CUFF-LINKS/STUDS-BASE METAL	951	1432	836	2040
711719 OTH IMITATION JEWELLERY B/METL	118187	223037	63835	164701
711790 OTH IMITATION JEWEL B/METL,N.S	12695	22315	28085	61279
731829 OTH COACH SCREW,BOLTS,NUT I/S	10589	19066	7171	22581
731940 SAFETY PINS & OTHER PINS	2182	6781	2758	6115
732090 OTHER,SPRING OF IRON AND STEEL	38590	60125	25853	38335
732111 COOKING APPLI&PLATE WARMER GAS	32686	69200	17283	41417
732112 COOK APPLI/PLAT WARMER LIQ FUL	7	50		
732119 O-COKING APPLI INCL SOLID FUEL	9257	19671	7532	11442
732181 OTH APPLI FOR GAS & OTH FUELS	1289	2028	1729	1729
732189 OTH APPL INCL APPLI SOLID FUEL	18	39	84	307
732290 OTH AIR HEATER&HOT AIR DUSTRBU	3313	37674	13545	15224
732310 IRON/STEEL WOOL,POT SCROEL ETC	22109	32635	18785	32009
732391 OTH BUCKETS OF CAST IRON ENAMA	128	128	392	550
732392 OTH H-HOLD ART CASTIRON ENAMA	59	119	940	1023
732393 OTH DOMESTIC UTENSILS STA-STEL	3020	7409	3567	9791
732394 OTH DOMESTIC UTENSIL IRON/STEL	29643	45649	15562	26903
732399 OTH H-HOLD ARTCL, PART THEREOF	49177	87435	42622	103914
732410 SINK&WASH BASIN STAINLESS STEL	7713	13901	2122	5263
732421 BATH TUBS CASTIRON W/N ENAMEL	2898	4094	166	735
732429 OTH BATH,SINK,W-BASIN ENA IRON	18437	30146	9175	18716
741539 OTH THREAD ARTICLES OF COPPER	363	2549	9314	13046
741810 TABLE,KITCH/OTH HOUSEHOLD ARTI			104	661
741820 OTH SANITARY WARE,PARTS COPPER	99	176	1192	2426
741991 CAST,MOULDED,STAM,FORGED,COPPE	231	231		310
750720 TUBE OR PIPE FITTING NICKEL	311	1093		
761490 OTH STRAN WIR,ROP,CABL,PL ALUM	278940	278993	211	1489
761510 TABLE,KITCH,POT POLISHPAD ALUM	2724	10609	3153	7114

Contd.

10.11 Imports by Economic Categories (Detail)

(In Thousand Rupees)

Items	Aug., 2016	From July, 2016	Aug., 2015	From July, 2015
761520 SANITARY WARE&PATS OFALUMINIU	11	11	66	177
761610 NAILS,BOLT,NUT,SCREW ETC ALUMI	1681	1817	3075	3392
761691 CLOTH,GRIL,FENCING OF ALUM WIR	249	249	285	2089
790500 ZINC PLAT SHEET, STRIP & FOIL		34		
800300 TIN BAR, ROD, PROFILE AND WIRE	7	62	475	936
820900 PLATE STICK,TIPS TOOL CERMET	6048	11565	3897	9234
821000 HAND-OPERATE MECHANICAL APPL	6663	14331	924	2233
821110 SETS OF ASSORTED ARTICLES	28	32	62	88
821191 TABLE KNIVES HAVING FIX BLADE.	2525	3918	2054	2844
821192 OTH KNIVES HAVE FIXED BLADES.	3470	6211	2774	4974
821193 KNIVE OTH THAN FIXE BLADES.	295	753	450	530
821194 BLADES	602	713	513	1736
821195 HANDLES OF BASE METAL		118		
821210 RAZORS	92910	127962	66834	133861
821220 SAFETY RAZOR BLADES,	31973	40966	65542	110726
821290 OTHER PARTS	3617	4961	1408	3604
821300 SCISSORS,TAILORS,SHEARS BLADE	3858	7463	2170	5033
821410 PAPER KNIVES,LETTER OPENER,ETC	10231	18636	9938	16910
821420 MANICURE OR PEDICURE SETS.	2230	6811	2397	5520
821490 OTH ARTICLES OF CUTLERY .	4325	8269	4261	8860
821510 SET OF ASORTED ARTICLE-PRECMTL	15	44	14	265
821520 OTH SETS OF ASSORTED ARTICLE.	2967	4446	699	1500
821591 OTH ARTICLE,NOT INSETS,PLATED		17	3	3
821599 OTHER ARTICLES	7473	13890	3522	8479
830110 PADLOCKS	143021	246527	49472	105826
830120 LOCKS FOR MOTOR VEHICLES.	8981	12224	10095	14238
830130 LOCKS FOR FURNITURE	54384	95124	44073	87528
830140 OTHER LOCKS	72256	132845	56459	114005
830150 CLASPS AND FRAMES WITH CLASPS.	96	559	5	27
830160 PARTS OF LOCKS	4024	9951	5511	8215
830170 KEYS PRESENTED SEPARATELY	1320	2282	4166	6357
830210 HINGES	39269	72715	34755	64037
830220 CASTORS	25820	59154	8482	18646
830230 OTH MOUNTING,FITING MOT-VEHICL	700	1046	345	472
830241 OTH MOUNTING,FITING BUILDING	3041	3937	846	1180
830242 OTH MOUNTING,FITING FURNITURES	57073	112244	40937	99721
830249 OTH FITINGS OF BASE METAL N.S.	35757	65196	47161	65666
830250 HAT-RACKS,HAT-PEGS,BRACKET&FIX	1321	1890	1547	5684
830300 ARMOURED/REINFORCED SAF B-MTL.	810	2034	788	1530
830400 FILING CARD-INDEX CABINET/TRAY	428	5379	461	975
830510 FITTING FOR LOOSE-LEAF BINDERS	1276	1754	16	232
830520 STAPLES IN STRIPS	19791	29156	19899	32567
830590 OTH, INCLUDING PARTS	13015	19528	6134	10020
830610 BELLS,GONGS ETC.ELECTRIC METAL	129	1027	1237	1605
830621 STATUETT OTH ORNAMENT BASE MTL		7		
830629 OTH STATUETT OTH ORNAMENT	2676	3705	1829	4084
830630 PHOTOGRAPH,PICTURE FRAME MIRROR	174	347	29	1103
830710 FLEXIBLE TUBING OF IRON/STEEL	7972	29239	57439	69143
830790 FLEXIBLE TUBING OF BASE METAL	17059	41670	12857	37054
830810 HOOKS, EYES AND EYELETS	15732	34436	19625	31793
830820 TUBULAR OR BIFURCATED RIVET	38084	63520	32572	62588
830890 OTH ARTICLES B/METAL INC/PARTS	18763	34429	26755	57555
830910 CROWN CORKS OF BASE METAL	4342	4342	7095	7095
830990 OTH;SCREW CAPS POURING STOPERS	50566	88723	57014	79993
831000 SIGN-NAME PLATE,ETC.BASE METAL	2398	3667	474	1582
831110 COATED ELECTRODE OF BASE METAL	115098	204927	85399	163652
831120 CORED WIRE OF BASE METAL,	7734	42020	4915	7785

Contd.

10.11 Imports by Economic Categories (Detail)

(In Thousand Rupees)

Items	Aug., 2016	From July, 2016	Aug., 2015	From July, 2015
831130 COATED RODS&CORED WIRE,B/METAL	28755	48468	6648	23857
851290 PARTS OF THE HEADING NO.85.12	2296	2980	3113	5430
852290 OTH T/COM EQ/AC HD 85.19-85.21	34656	79627	1928	4290
852321 CARDS INCORPORAING MAG STRIPE	4671	13407	65717	130515
852329 MAGNETIC DISCS	1917	2433	2452	3595
852341 OTHER OPTICAL MEDIA UNRECORDED	7777	8180	786	1396
852349 OTHER OPTICAL MEDIA	126703	160791	490244	1214422
852351 SOLID STATE NON-VOLATILE STORA	35394	61389	15175	24618
852352 SMART CARDS SEMICONDC MEDIA	104698	371955	168911	365526
852359 PROXIMITY CARDS AND TAGS	18940	38021	12450	32309
870990 PARTS,H-NO.87.09 OF WORK TRUCK	30134	91654	1795	1841
871499 OTHER,PARTS AND ACCESSORIES	18084	33735	10810	27457
880390 OTH PARTS OF H-88.01 OR 88.02	465954	676693	446222	838483
902000 OTH BREATHING APP & GAS MASK,	20970	44806	17958	32728
902110 ORTHOPAEDIC/FRACTURE APPLIANCE	5458	19127	5114	7080
902121 ARTIFICIAL TEETH	73	153	138	149
902129 OTHER; DENTAL FITTINGS	775	1482	2347	7976
902131 ARTIFICIAL JOINTS	35075	97597	18718	102018
902139 OTH ARTIFICIAL PARTS OF BODY	83817	258855	115969	250503
902140 HEARING AIDS,EXCL PART/ACCESSO	4510	7638	4498	8094
902150 PACEMAKER STIMULAT HEART MUSCL	97420	110362	4254	64262
903300 PARTS& ACCE OF HEARING AIDS	45935	63331	28887	55715
910111 WRIST WATCH,ELE OPE,MECH DISPL	21	21	59	185
910119 O-W-WATCH ELECTRICALLY OPERATED	1149	2803	2535	6858
910121 O-WRIS-WATCH,AUTOMATIC WINDING	35	35		
910129 O-W-WATCH,W/N INCO.STOP WATCH	500	2995	605	1994
910199 O-WATCHES INCL STOP WATCHES	547	547	746	1482
910211 W-WATCH,MACH DISPL O/TH H-9101		5018	86	5423
910219 O-W-WATCH W/N INCOR STOP WATCH	10655	19342	8372	16802
910221 W-WATCH,AUTO-WIND O/T H-9101	881	881	52	52
910229 O-W-WATCH O/THAN H-9101	134583	222981	215090	321221
910299 O-POCKET/STOP WATCH O/T H-9101	13917	18788	20341	35052
910310 CLOCK WATCH MOVE ELECT OPERATD	21	56		
910390 OTH,CLOCKS WATCH MOV EX.91.04			118	118
910400 INS PANEL CLOCK-AIR&SPACECRAFT				12
910511 ALARAM CLOCK,ELECTRICALLY OPE.	613	1191	1216	1862
910519 OTHER, ALARAM CLOCK	498	1926	431	895
910521 WALL CLOCK,ELECTRICALLY OPERAT	13541	16806	3245	5702
910529 OTHER WALL CLOCKS	7978	13842	4570	6322
910591 OTH,CLOCK ELECTRICALLY OPERATD	153	153	23	255
910599 OTHER CLOCKS	177	547	296	1262
910610 TIME-REGISTER,TIME RECORDERS		653	14	14
910690 OTH,TIME OR DAY RECORDING APPA	6807	10266	2729	3627
910700 TIME SWITCHES WITH CLOCK/WATCH	19169	20724	8749	25452
910811 WATCH MOVE ELEC.OPE MACH DISPL	91	91	30	30
910819 OTH,WATCH MOVE ELECT.OPERATED			25	88
910890 OTH,WATCH MOVE COMPLETE ASSEMB	15	15	195	195
910910 ELE OPER.CLOCK MOVE COMP/ASSEM			68	68
910990 OTH CLOCK MOVEMENT COMP&ASSEMB	469	584	706	706
911011 COMP MOVE,UNASSEMBLED WATCH			1674	2801
911090 OTH,COMP MOVE WATCH/CLOCK UN-A	211	211	16	16
911120 WATCH CASES BASE METAL,W/N G/S			323	323
911180 OTHER;WATCH CASES			65	65
911190 PARTS OF WATCH CASES	514	899	1605	4728
911220 CLOCK CASE&CASE OF SIMIL GOODS	1085	1715		747
911290 PART OF CLOCK CASE/SIMILR CASE	319	473		
911320 WATCH STRAPS,BAND OF BASE METL			375	375

Contd.

10.11 Imports by Economic Categories (Detail)

(In Thousand Rupees)

Items	Aug., 2016	From July, 2016	Aug., 2015	From July, 2015
911390 OTH,WATCH STRAPS,BANDS PART	1338	1399	160	289
911430 DIALS	82	82	55	159
911490 OTH;CLOCKS OR WATCH PARTS,N.S.	1293	2567	1292	2732
920190 OTH,HARPSICHORD KEYBOARD STRIN	462	534	11	630
920210 OTH STRING PLAYED WITH A BOW				558
920290 OTH,STRING MUSICAL INSTRUMENTS	416	531	707	1030
920510 BRASS-WIND INSTRUMENTS		1328		
920790 OTH,MUSICAL INSTRUMENTS	568	815	65	1566
920810 MUSICAL BOXES	191	396	39	148
920890 OTH;MECHANICAL STRET ORGAN,INS	1167	2291	1094	1742
920992 PARTS&ACCE MUSICAL INS H-92.02	69	69	302	302
920999 OTH;PARTS&ACCE(CARDS,DISCS)	122	270	58	58
930190 OTHER MILITARY WAPONS	203424	203424	14447	14447
930200 REVOLVERS PISTOLS,O/TH93.3.04	2514	2839	40159	143972
930310 MUZZLE-LOADING FIREARMS				3359
930320 OTH,SPORTING,HUNTING SHOTGUNS	901	901		5400
930330 OTH,SPORT,HUNTING,SHOTING RIFL	58	58		
930390 OTH;FIREARMS,DEVIC OPE FIR EXP		48		
930400 OTH,ARMS OF HEADING NO.93.07	4013	8800	5669	8202
930510 PARTS ACCE OF REVOLVERS,PISTOL	1347	1397		
930520 PARTS&ACC.SHOTGUNS/RIFL.H-9303			156	156
930599 OTH PART&ACCE.ARTILERY H93.01	4784	4784	274	274
930621 SHORTGUN CARTRIDGES			3154	5617
930629 OTH,PARTS OF SHORTGUNS CARTRIG		1635	4131	4131
930630 OTH,CARTRIDG & PARTS THEREOF.	2609	6900	7448	14072
930700 SWORDS,CUTLASSES,BAYONETS,LANC			105	105
940110 SEATS OF A KIND USED,AIRCRAFT.		3484	3526	7090
940120 SEATS FOR MOTOR VEHICLES.	2184	3732	1675	3360
940130 SWIVEL SEATS VARIABLE HEIGHT.	16312	45959	14596	31754
940140 SEATS O/THN GARDEN SEATS,CAMP	3222	8245	651	3849
940151 SEATS OF CANE,OSIER,BAMBOO.	1099	2847	30	248
940159 OTH SEATS AND PARTS THEREOF	1962	5134	408	1272
940161 OT,SEATS UPHOLSTERED WOOD FRAM	6131	9250	2060	2497
940169 OTHER SEATS,WITH WOODEN FRAMES	3113	3986	4778	13315
940171 OT-SEATS UPHOLSTERED METALFRAM	12565	22442	7951	21649
940179 OTHER SEATS;WITH METAL FRAMES	50341	74644	16728	34073
940180 OTHER SEATS WITH METSL FRAMES	20477	35768	13811	25931
940190 PART OF THE SEATS OF H-94.01.	208183	381771	107594	239406
940310 METAL FURNITURE USED IN OFFICE	9634	13382	396	3769
940320 OTH,METAL FURNITURE O/THN OFFI	31434	49794	11706	23633
940330 WOODEN FURNITURE-OFFICE USE	14028	39133	7030	20463
940340 WOODEN FURNITURE-KITCHEN UES	9731	17926	5832	12273
940350 WOODEN FURNITURE FOR BEDROOMS	33550	65812	21821	40695
940360 OTHER WOODEN FURNITURE	16932	35364	20069	27296
940370 FURNITURE OF PLASTICS	4541	10113	8935	8970
940381 FURNITURE OF OTHER MATERIAL		23	693	693
940389 OTHER FURNITURE OF CANE, OSIER	5929	10994	7334	13432
940390 PARTS FURNITURE H -NO.94.03.	9776	14750	4260	25453
940410 MATTRESS SUPPORTS	178	432		270
940421 MATTRESS CELLU RUBBER/PLSTIC	148	372	1635	2186
940429 MATTRESS OF OTHER MATERIALS	461	531	1899	2767
940430 SLEEPING BAGS	12	12		
940490 OTH,ARTI BEDDING&SIMI FURNISH.	2684	5024	10670	13378
940510 CHANDELIERS & OTH ELE CEILING.	474269	757022	532826	909913
940520 ELECTRIC TABLES,DESK,BEDSIDE	5957	11277	5582	13659
940530 LIGHTING SETS CHRISTMASTREES	18653	28838	7295	12799
940540 OTH ELE LAMPS,LIGHTING FITTING	207456	364535	125298	213540

Contd.

10.11 Imports by Economic Categories (Detail)

(In Thousand Rupees)

Items	Aug., 2016	From July, 2016	Aug., 2015	From July, 2015
940550 NON-ELE LAMPS LIHTING FITTING.	1193	1193	71	105
940592 PARTS OF PLASTIC H-94.05,N.E.S	2272	3667	705	1900
940600 PREFABRICATED BUILDINGS.	365061	591067	56418	161710
950300 TRICYCLES,SCOOTERS,PADAL CARS	517013	883728	357154	756160
950420 ARTI&ACCE, BILLIARDS ALL KIND	5652	8076	1434	4346
950430 OTH GAMES OPERATED BY COIN	9596	18102	9968	24299
950440 PLAYING CARDS	4674	6430	3737	8931
950450 VIDEO GAMES CONSOLES&MACHINES	1143	1143	151	151
950490 OTH;ARTICLES FOR FUNFAIR,TABLE	2618	8959	2687	5089
950510 ARTI FOR CHRISTMAS FESTIVITES.	376	1128	797	1169
950590 OTHER ENTERTAINMENT ARTICLES	27734	53011	11307	30090
950619 OTH;SNOW SKI EQUIPMENT.	235	774	473	3077
950629 OTH;WATER SKI,SURF BOARD W-SPO	9111	10330	26823	35051
950631 GOLF CLUBS COMPLE/OTH GOLF EQU	348	403	84	84
950632 GOLF BALLS	49	391		
950639 OTHER;GOLF EQUIPMENTS	59	411	226	250
950640 ARTI,EQUIP FOR TABLE-TENNIS.	2154	4440	1505	2176
950651 LAWN-TENNIS RACKETS,W/N STRUNG	219	351	744	794
950659 OTH; BADMINTON,SIMILAR RACKET	12797	18825	12210	31168
950661 LAWN TENNIS BALLS	4680	13937	10875	18622
950662 INFLATABLE BALLS	3051	3870	1471	3145
950669 OTH BALL O/THN GOLF,T-TEN BALL	3477	6473	1880	6284
950670 ICE SKATES,ROLLER INCL SKABOOT	322	1523	1051	2193
950691 EQUIP. FOR OTHER PHY EXERCISE	119612	192740	63889	98975
950699 OTHER;SPORTS GOODS N.E.S.	14645	26780	19872	34161
950710 FISHING RODS		81	54	82
950720 FISH -HOOKS,W/N SNELLED	211	320	697	894
950730 FISHING REELS			126	126
950790 OTH LINE FISHING TACKLE NETS	213	415	255	617
950890 SWINGS,SHOOTING GALLERIES ETC.	9383	15531	10688	18649
960190 OTH,ANIMAL CARVING MATERIL,ART		31	45	195
960200 WORKED VEGE,MINERAL MATERIAL	88204	153539	100512	175669
960310 BROOM,BRUSHE,CONS TWIN,VEG-MAT	2205	3280	2236	3927
960321 TOOTH BRUSHE,INCL DENT-PLA BRU	73167	107123	42077	75878
960329 OTH;SHAVING,HAIR,NAIL BRUSHES.	6876	13060	5964	15225
960330 ARTST,WRITING,SIMILAR BRUSHES	752	1871	1736	3829
960340 PAINT,DISTEPER,VARNISH BRUSHES	10704	12779	820	1647
960350 OTH BRUSHES CONSTI PART MACHIN	1159	6206	7032	7991
960390 OTH;HAND OPE MECHANICAL F-SWEPR	26022	52838	20080	40163
960500 TRAVEL SETS FOR PERSONALTOILE.	489	489	543	543
960610 PRESS-FASTENERS,SNAP-FASTENER.	20689	41479	23814	43557
960621 BUTON OF PLASTICS,NOT COVERED	115157	195424	37338	67499
960622 BUTON OF BASE METAL,COVER TXT	36960	55491	17828	46182
960629 OTHER BUTTONS	34936	61455	23133	51095
960630 BUTTON MOULD,PART,BUTTON BLANK				12
960711 SLIDE FASTENER FIT CHAIN SCOP.	38026	64583	22386	52579
960719 OTHER;SLIDE FASTENERS	92167	170265	89321	174100
960720 PARTS; SLIDE FASTENERS	15783	24755	16701	26270
960810 BALL POINT PENS	32002	40703	12847	33005
960820 FELT TIPPED.PORUS TIPPED PEN	16467	23645	12489	33037
960830 FOUNTAIN PEN,STYLOGRADH PEN	6158	9408	8722	8976
960840 PROPELLING OR SLIDING PENCILS			174	174
960850 SETS OF ARTICLS FROM TWO FOR-H	736	981	763	1273
960860 REFILLS FOR BALL POINT PEN.	15510	20569	7401	15967
960891 PEN NIBS AND NIB POINTS	60706	74685	28858	40307
960899 OTH;PEN,PENCIL, SIMILAR HOLDER	30635	36465	14495	19548
960910 PENCILS&CRAYON W-LEADS ENCASD.	252452	353638	128052	183020

Contd.

10.11 Imports by Economic Categories (Detail)

(In Thousand Rupees)

Items	Aug., 2016	From July, 2016	Aug., 2015	From July, 2015
960920 PENCIL LEADS, BLACK OR COLOURED	5459	18510	3259	9332
960990 OTH; PENCIL, DRAWING CHARCOALS.	7553	9712	5838	18630
961000 SLATES&BOARDS, WRITNG/DRAWIN	1886	3282	1718	4668
961100 DATE, SEALING OR NUMBERING STAM	1681	4187	469	1074
961210 TYPEWRITER OR SIMILAR RIBBONS	11222	19774	7075	14254
961220 INK-PADS	197	345		182
961310 POCKET LIGHTERS, GAS FUELLED	6843	22425	28487	35325
961320 POCKET LIGH, GAS FUELL, REFILLAB	29	2085	244	478
961380 OTHER LIGHTERS	1530	2380	2040	2837
961390 PARTS OF CIGARETTE LIGHTERS	301	312		11
961400 SMOKING PIPE&CIGAR OR CIG.HOLD	321	841	341	459
961511 COMBS, HAIR-SLIDES, OF HARD RBER	4594	10007	2038	6679
961519 OTH; HAIRPINS, CURLING PINS, LIKE	3305	7852	3707	5881
961590 OTH; COMES HAIR-SLIDES, LIKE, PAR	78240	124096	38767	95054
961610 SCENT SPRAY SIMI TOILET SPRAY	16692	24474	9598	17201
961620 POWDER-PUFFS&PADS FOR APPLICA	1951	3960	931	1935
961700 VACCUM FLASKS&OTH VACUM VESS	54162	65990	22063	40849
961800 TAILORS, DUMMIERS&OTH LAY FING.	2018	5316	769	4629
970110 PAINTING, DRAWING, PASTELS.	4736	7128	114	114
970190 OTH COLLAGES&SIMI DECORATIVE	3209	3777	1173	2033
970200 ORIGINAL ENGRAVINGS, PRINTS.	1835	1835		
970300 ORIGINAL SCULPTURES&STATUARY	1940	3448	2334	2334
970400 POSTAGE&REVENUE STAMPS, ST-POS		36		
970500 COLLECTIONS&COLLECTORS, PIECS.			25	25
990900 TRANSACTIONS LESS THAN RS.1000	1762	3534	1067	3385
991000 SAMPLES HAVING NO-COMMER VALUE	58714	1746516	2592898	2790010
2. RAW MATERIAL TOTAL (A + B)	193755581	374588691	202709913*	386334779
A. CONSUMER GOODS TOTAL	158940561	307363648	167630732*	318408080
50400 GUTS, BLADERS, STOMACH OF ANIMAL	3087	4624	1043	3719
50510 FEATHER, USED FOR STUFFING; DOWN	34	34		
50590 OTH SKINS AND PARTS OF BIRDS	38112	72844	18691	35796
50610 OSSEIN, BONES TREATED WITH ACID	854	1534	2045	3417
50690 OTH POWDER & WASTE OF BONES	1519	2008	898	1340
50800 CORAL&SIMILAR MATERIAL/POWDER	151	151	262	262
51000 AMBERGRIS, CASTOREUM CIVET, MUSK	605	605		80
51110 BOVINE SEMEN	4261	12944	73	5464
51191 PRODUCTS OF FISH, CRUSTACEANS				1304
60110 BULBS TUBERS, TUBEROU, ROOT, ETC	14587	14587	26457	26457
60210 UN-ROOTED CUTTING AND SLIPS	15	15		
60220 TREES, SHRUBS, BUSHES, GRAFTED		128		
60240 ROSES, GRAFTED OR NOT	833	2053		
60290 OTHER LIVE PLANTS	21460	26191	10280	15209
60311 ROSES FRESH	892	2792	1039	1657
60313 ORCHIDS FRESH	29	29		
60314 CHRYSANTHEMUMS FRESH	4026	8777	4362	8104
60315 LILIES FRESH				100
60319 OTH FRESH FLOWER, BUDS FOR BOUQ	1091	2023	547	1140
60390 OTH FLOWERS & FLOWERS BUDS	2954	5859	606	1084
60490 O.PARTS OF PLANTS FOR BOUQUETS		2497		23
110812 MAIZE (CORN), STARCH	35031	53505	6600	18126
110813 POTATO, STARCH	39966	73725	40098	75541
110814 MANIOC (CASSAVA) STARCH				997
110819 OTHER STARCHES	6552	11346		1522

Contd.

10.11 Imports by Economic Categories (Detail)

(In Thousand Rupees)

Items	Aug., 2016	From July, 2016	Aug., 2015	From July, 2015
110820 INULIN	2569	5083	5353	5353
110900 WHEAT GLUTEN,WHETHER/NOT DRIED	11564	27606	10369	21798
120110 SOYA BEAN SEED	3591557	5902751	6449	930624
120190 SOYA BEAN,W.OR-N-BROKEN/SHELED	46	46	2	3
120241 OTH GROUND NUTS IN SHELL	2653	17422	24012	41107
120242 GROUND-NUTS SHELLED BROKEN/N-B	96732	145358	78484	149006
120300 COPRA	128935	216342	140329	383625
120510 LOW ERUCIC ACID RAPE/COLZASEED	5209917	7658680	4543488	6685636
120600 SUNFLOWER SEED,WHETH/NOT BROKE	4442	4442		56
120721 SEEDS FOR CROP (COTTON SEEDS)		469		
120740 SESAMUM (SESAME) SEEDS	480	480		
120750 MUSTARD SEEDS	44588	44588	51996	51996
120760 SAFFLOWER SEEDS			350	350
120791 POPPY SEEDS	43	43		
120799 OTH,OIL SEED/OLEAGINOUS FRUITS	33492	43575	2270	2272
120810 FLOUR AND MEALS OF SOYA BEANS	1197	1197	949	987
120890 FLOUR/MEALS OF OTH OIL SEEDS				172
120910 SUGAR BEET SEED USE FOR SOWING	62877	62877	37	37
120921 LUCERNE (ALFALFA) SEED	30717	51210	147816	238281
120922 CLOVER (TRIFOLIUM) SEED	279840	296649	456662	556562
120925 REY GRASS SEED	5762	5762		
120929 OTHER SEEDS OF FORAGE PLANTS	2814	57703	13047	96252
120930 SEED OF HERBACEOUS PLANTS	972	993	985	1213
120991 OTHER; VEGETABLE SEEDS	563902	871037	415205	794553
120999 OTH SEEDS OF FRUIT FOR SOWING	300250	414142	196338	345245
121190 OTH PLANTS AND PARTS OF PLANTS	54088	105652	49275	117874
121221 SEAWEDS/ALGAE FIT FOR HUMAN	696	696	554	952
130190 OTH;NATURAL GUM,RESIN & BALSAM	27467	41211	27981	49379
130219 OTH SAPS & EXTRACT OTH VEG SAP	37315	67740	46947	69710
130220 PECTIC SUBSTANCES,PECTINATES	14075	20555	7349	32174
130231 AGAR-AGAR	4864	4864		4939
130232 MUCILAGES&THICKENERS,LOC SEED	14269	22156	13044	38437
130239 OTHER MUCILAGES AND THICKENERS	51288	101380	24075	51732
140110 BAMBOOS	4273	8761	1382	3916
140120 RATTANS	6671	10769	6415	10859
140190 OTH VEG MATERIAL USED PLAITING			202	202
140490 TENDU LEAVES(BIDI LEAVES)	292171	555033	213518	440288
150190 POULTRY FAT OTH THAN H-02.09		3785		1845
150210 TALLOW (OTHER THAN OF H-15.03)	128544	292304	130023	336402
150410 FISH-LIVER OILS THEIR FRACTION		1055		
150420 FATS OILS THEIR FRACT OF FISH				1
150500 WOOL GREASE,CRUDE,FETTY SUBS	260	6494	11767	15904
150600 OTH ANIMAL FATS AND OILS/FRACT	416	416	716	716
150710 SOYABEAN OIL & ITS FRACT CRUDE	1221572	2811534	268732	1375713
150790 OTH SOYABEAN OIL & IT FRACTION	29766	42753	13677	20862
150890 OTH GROUND NUT OIL & ITS FRACT	247	356	515	1127
150910 OLIVE OIL & ITS FRACT (VIRGIN)	23929	43019	20616	39103
150990 OTH OLIVE OIL & ITS FRACTIONS	49813	92259	59014	102750
151000 OTH OIL/FR,INCL BLENDS OF OIL	82	1130		80
151110 PALM OIL & ITS FRACTIONS CRUDE	712878	1822009	1393784	1508459
151190 OTH PALM OIL & ITS FRACTIONS	13827071	23691491	16001564	26713142
151219 OTH SUNFLOWER SEE&SAFLOWER OIL	3729	4183	156	6428
151229 OTH COTTON SEED OIL & IT FRACT		48		
151311 COCONUT OIL,ITS FRACTION CRUDE				25459
151319 OTH COCONUT OIL,ITS FRACTIONS	105822	166517	55292	120652
151329 OTH PALM KERNEL/BABASSU OIL	154002	204110	79555	186123
151499 OTH RAPE SEED OIL ITS FRACTION			65	400

Contd.

10.11 Imports by Economic Categories (Detail)

(In Thousand Rupees)

Items	Aug., 2016	From July, 2016	Aug., 2015	From July, 2015
151529 OTH MAIZE OIL & ITS FRACTIONS	3040	4873	1341	8114
151530 CASTOR OIL AND ITS FRACTIONS	4416	6278	129	129
151550 SESAME OIL & ITS FRACTIONS	317	543	36	559
151590 OTH FIXED VEGETABLE OILS/FRACT	764	2124	182	1301
151620 VEG FATS/OILS AND ITS FRACTION	130748	227775	127399	230196
151710 MARGARINE,EXCL LIQUID MARGARIN	14557	20430	6649	25424
151790 OTH MARGARIN,EDIB MIX/PREP ETC	98355	186748	103397	216422
151800 ANIMAL/VEG FAT/OILOXIDISE ETC	10607	28345	11398	30925
152000 GLYSEROL,CRUDE WATER & LYES	376	1124		
152110 VEG WAX WHETHER OR NOT REFINED		5809	467	4834
152190 OTH BEES WAXES,OTH INSECT WAX	6193	14940	7852	13104
152200 DEGRAS,RESIDUES ANIM/VEG WAXES	3677	4643	1157	2699
160100 SAUSE,PROD MEAT-FOOD PREP OFFL	1110	3072	362	581
220720 ETHYL ALCOHOL/OTH SPIRITS DEN		1		
240120 TOBACO-WHOLY/PARTLY STE/STRIP	111355	186314	44581	194283
240130 TOBACCO REFUSE			26	26
251010 AAT,C/PHOS,ALUM/C/PHOS&PH/CUG	310283	513943	706032	1143066
270810 PITCH	1059	2788		
270900 PETROLEUM OILS FROM BITUMINOUS	12762173	33061560	41797483	64153752
271019 KEROSENE,INCL KER.TY. JET FUEL	29845148	60699256	29594509	56258263
271020 PETROLEUM OILS(OTH THAN CRUDE)	447	447		
271099 OTH WASTE OILS	1930	2009	986	1219
271111 NATURAL GAS,LIQUIFIED	8901646	17579813		7949511
271112 PROPANE, LIQUIFIED	3564	4831	121	9063
271119 OTH GAS HYDROCARBONS LIQUIFIED	1513199	2455807	858973	1514646
271121 NATURAL GAS,IN GASEOUS STATE	77	77		
271290 OTH PETROLEUM WAX ETC	14928	40612	15501	20367
271311 PETROLEUM COKE;NOT CALCINED	1759	1759	146347	146725
271312 PETROLEUM COKE; CALCINED	676	7224	16452	21185
271320 PETROLEUM BITUMEN	268324	378571	228996	723365
271490 OTH BITUMEN & ASPHALT NATURAL.	4693	7856	1546	5364
290110 SATURATED ACYCLIC HYDROCARBONS	1471	1901	1257	2980
290121 UNSATURATED ETHYLENE.	705888	1262876	504783	1568324
290129 OTH UNSATURATE ACYCLIC HYDCARBN	969	3686	1237	1237
290211 CYCLOHEXANE	1941	1965	13	13
290219 OTH CYCLANES/CYCLOTERPENES	16883	38490	20846	52568
290230 TOLUENE, PURE	32588	98954	60413	112787
290241 O-XYLENE	225788	368127	163823	346218
290243 P-XYLENE	2487712	5022083	1722920	4394883
290244 MIXED XYLENE ISOMERS	44254	75061	16997	23404
290250 STYRENE	365946	719165	390666	944299
290290 OTH CYCLEC HYDROCARBONS	11889	21081	14242	49475
290311 CHLOROMETHANE,& CHLOROETHANE			3427	3427
290312 DICHLOROMETHANE(METHYLEN CHLRD	40175	76522	59827	119171
290313 CHOLOROFORM(TRICHLOROMETHANE)	6450	23225	39789	79105
290315 ETHYLENE DICHLORIDE(1,2-DI CH)	127636	128060	148327	359972
290319 OTH SATAR DERIV ACYCL HYDCARBN	46901	48075	5372	11565
290322 UNSATURATED TRICHLOROETHYLENE	8924	46621	19519	28433
290323 UNSATURATE TETRACHLOROETHYLENE		4269	13579	31963
290339 OTH FLUORINATED,BRO DERIVATIES	77390	188860	80321	209253
290371 CHLORODIFLUOROMETHANE	92428	183303	6653	16457
290373 DICHLOROFLUROETHANES	9714	9714		3249
290377 PENTACHLOROFLURO METHANE	3469	3895	2075	2075
290379 OTH CHLORODIFLUOROMETHANE			59551	140479
290391 CHLOROBENZENE,O-DI/P-DI CHLORO	2886	4277	3172	6742
290399 OTH HALOGENATED DERIV H.CARBON	6545	9254	1818	4149
290410 DERIV SULPHO GRP IT SALT/EYHYL	11894	18607	7040	15451

Contd.

10.11 Imports by Economic Categories (Detail)

(In Thousand Rupees)

Items	Aug., 2016	From July, 2016	Aug., 2015	From July, 2015
290420 DERIVAT ONLY NITRO/NITRO GROUP	4249	14460	38	4310
290490 OTH,SUPHO,NITRAT NITROS H'CARB	3341	4658	740	2619
290511 SATURAT METHANOL(METHYL ALCHL)	258434	515873	300168	495021
290512 PROPYL/ISOPROPYL ALCOHOL	132077	241176	150218	278493
290513 SATUR BUTAN-I-01(N-BUTYLALVHL	7356	10790	9479	18845
290514 OTHER SATURATED BUTANOLS	23246	32714	10331	36821
290516 SATUR OCTANOL/ISOMERS THEREOF	262551	627121	197782	564805
290517 DODECAN-1-O1HEXADECAN/OCTADEC	4101	16563	4397	11010
290519 SATUR MONOHYDRIC ALCOHOLS	3721	6343	173	5289
290522 UNSATUR ACYCLIC TERPENE ALCOHL	609	5993	3841	8040
290529 OTH UNSATUR MONOHYDRIC ALCOHOL	1419	1827	2623	3481
290531 ETHYLENE GLYCOL(ETHANEDIOL)MEG	1561894	4038419	1409699	3725499
290532 PROPYLEN GLYCOL(PROPAN-1,2-DIO	152364	252939	75478	192172
290539 OTHER, DIOLS	5736	11897	3387	6756
290541 2-ETHYL-2(HYDROXYMETHLY-PROPAN	8321	8521	2408	5725
290542 PENTAERYTHRITOL	46150	151150	48619	113642
290543 MANNITOL	10265	20935	7228	21718
290544 D-GLUCITOL (SORBITOL)	1665	4101	2008	2474
290545 GLYCEROL	59272	87906	30333	63561
290549 OTHER,POLUHYDRIC ALCOHOLS			146	2326
290559 OTHER HALOGENATED, SULPHONATED	1340	2628		830
290611 MENTHOL	23069	51172	3092	4539
290612 CYCLOEXANOL,METHYL/DIMETHYL			467	467
290613 STEROLS AND INOSITOLS	4758	5786	616	1703
290619 OTH,CYCLANIC,CYCLNIC CYCLOTER	11172	12769	10235	19648
290621 BENZYL ALCOHOL	9910	20802	693	2362
290629 OTH,AROMATIC CYCLIC ALCH HALOG	2062	5484	3388	5798
290711 PHENOL(HYDROXYBENZENE)IT SALT	31607	70179	53339	116085
290712 CRESOLS AND THEIR SALTS	342	2308	160	160
290715 NAPTHOLS & THEIR SALTS	517	582	15	15
290719 OTHER MONOPHENOLS	1052	1424	408	501
290721 RESORCINAL AND ITS SALTS	1873	1873	4699	7858
290722 HYDROQUINONE (QUINOL)ITS SALT	6439	6439	386	903
290723 4,4-ISOPROPYLDENEDIPHENOL/SALT		3713	6467	6467
290729 OTHER, POLYPHENOLS	10131	16147	5284	10032
290819 OTH DERI CON ONL HALOGEN SUBST	2963	3438	2739	4093
291511 FORMIC ACID	9053	48175	21371	46229
291512 SALTS OF FORMIC ACID	20909	43711	45868	87303
291513 ESTERS OF FORMIC ACID		508		1088
291521 ACETIC ACID	74049	269433	280461	485997
291524 ACETIC ANHYDRIDE				38
291529 OTH,ACETIC ACIDE & ITS SALTS	15237	22032	2773	15747
291531 ETHYL ACETATE	3623	3686	3696	3831
291532 VINYL ACETATE	120056	227162	144816	293417
291533 N-BUTYL ACETATE	1312	1312	73	1798
291539 OTHER,ESTERS OF ACETIC ACID	36862	105208	74377	146322
291540 MONO/DI/TRICHLOROACETIC ACID-S	684	684	716	1601
291550 PROPIONIC ACID,ITS SALT/ESTERS	9497	16164	2244	5971
291560 BUTYRIC/VALERIC ACID/SALT/ESTR	16390	48019	25301	46389
291570 STEARIC ACID	15056	36728	8879	21780
291590 OTH SAT ACYCLIC MONOCARBOXYLIC	162689	257238	117139	214903
291611 UNSATU ACRYLIC ACID/ITS SALTS	10000	20055	21941	45899
291612 UNSATURATE ESTER ACRYLIC ACID	113875	240131	171317	273893
291613 UNSATU METHACRYLIC ACID/SALTS	1309	6474	628	1972
291614 UNSATU ESTER,METHARYLIC ACID	76138	163005	44686	144799
291615 OLEIC,LINOLEIC/LINOLENIC ACID		3493	3078	4012
291619 OTH UNSAT ACYLIC M/CARBOX ACID	9282	20464	9333	20890

Contd.

10.11 Imports by Economic Categories (Detail)

(In Thousand Rupees)

Items	Aug., 2016	From July, 2016	Aug., 2015	From July, 2015
291620 CYC-LANIC,LENIC LOTEPHENI ACID	4684	16956	2340	14092
291631 BENZOIC ACID,ITS SALTS/ESTERS	27346	54945	25985	58091
291632 BENZOYL PEROXIDE/BENZYL CHLRID	17394	18156	7653	7660
291634 PHENYLACETIC ACID & ITS SALTS	352	352	30	58
291639 OTH,ARMATIC MONOCARBOXYIC ACID	130295	267034	182309	356252
291711 OXALIC ACID/ITS SALTS/ESTERS	14465	39328	16429	27435
291712 ADIPIC ACID,ITS SALTS/ESTERS	83463	156607	78861	120311
291713 AZELAIC/SEBACIC ACID/SALT/ESTR		190	2668	5283
291714 MALEIC ANHYDRIDE	22805	29928	34981	40580
291719 OTH ACYCLIC POLYCARBOXYL ACID	12959	17444	9254	17766
291720 CYC-LANIC,LENIC LOTERPENC ACID	4226	10615		2665
291732 DIOCTYL ORTHOPHTHALATES			2139	4277
291733 DINONY/DIDECYL ORTHOPHTHALATES				563
291734 OTH ESTERS ORTHOPHTHALIC ACID	7444	17039	4927	24662
291735 PHTHALIC ANHYDRIDE	24289	78805	59082	79841
291736 TERPHTHALIC ACID AND ITS SALTS	423312	1248853	150089	1183901
291739 OTH POLYCARBOXYLIC ACIDS/DERIV	60297	95709	20755	44558
291811 LACTIC ACID,ITS SALTS/ESTERS	8795	23412	10816	20097
291812 TARTARIC ACID	1264	7017	1856	13753
291813 SALT & ESTER OF TARTARIC ACID	17	17	34	143
291814 CITRIC ACID	141219	341590	121325	242469
291815 SALTS & ESTER OF CITRIC ACID	30050	55621	18234	42576
291816 GLUCONIC ACID,SALTS & ESTERS	137957	229966	58933	110493
291819 OTH CARBOXYLIC ACID W/ALCOHOL	15952	71594	12871	33048
291821 SALICYLIC ACID AND ITS SALTS	4682	5796	1576	2990
291822 O-ACETYLSALIC ACID/SALT/ESTER	4207	14190	10123	15195
291823 OTH ESTER,SALICYLIC ACID/SALTS	312	370	1104	1289
291829 OTH CARBOXYLIC ACID+PHENOL FUN	40012	71013	21353	36535
291830 CARBOXYLIC ACID+ALDEHYDE/KETON	9695	10919	8618	9169
291891 2,4,5-T(ISO)(2,4,5-TRICHLOROPH	3172	6359		3293
292990 OTH COMP WITH OTH NITROGN FUNC	14424	41381	20184	44859
293020 THIOCARBAMATE/DITHIOCARBAMATES	65183	155744	126157	274843
293030 THIURAM MONO-,DI-,TETRASULPHID	28143	31660		
293040 METHIONINE	597411	1096484	833742	1269328
293090 OTHER ORGANO-SULPHUR COMPOUNDS	51441	86812	142972	212298
293110 TETRAMETHYL LEAD&T-ETHYL LEAD	5991	8036	4203	8047
293190 OTH O-ALKYL&(O-2-(DIALKYL,COMP	22187	100749	109664	206018
293211 TETRAHYDRUFURAN	101	101		371
293212 2-FURALDEHYDE (FURFURALDEHYDE)				2
293213 FURFURYL ALCOH/TETRAHYDRFURFYL	3	3		426
293219 OTH COMP UNFUSED FURAN RING	7854	12973	4327	11262
293220 LACTONES	30933	50661	23829	27498
293299 OTH HETEROCYCLIC COMP W/OXYGEN	133408	228094	96362	174849
293311 PHENAZONE & ITS DERIVATIVE	1676	3257	1976	3169
293319 OTH COMP UNFUSE PYRAZOLE RING	4238	8547	20386	53278
293321 HYDANTOIN AND ITS DERIVATIVES	1194	5850	1097	3192
293329 OTH COMP UNFUSE IMIDAZOLE RING	97640	164394	106093	241947
293331 PYRIDINE AND ITS SALTS	29	303	151	151
293333 ALFENTANIAL(INN)(ANILERIDINE)	60779	62923	7333	26407
293339 OTH COMP UNFUSE PYRIDINE RING	224355	528950	267358	483074
293349 OTH COMP QUINOLIN/ISO-QUINOLIN	105601	228718	67398	180915
293353 ALLOBARBITAL(INN)(AMBARBITAL)	136	615	1372	1583
293359 OTH COMP PYRIMIDINE/PIPER RING	361192	545402	354380	638775
293361 MALAMINE	50489	90069	48591	76068
293369 OTH COMP UNFUSE TRIAZINE RING	22550	76220	18767	31379
293371 6-HEXANELACTAM(EPSILON-CAPROL)	618	1066		
293379 OTHER LACTAMS	9421	27986	33180	76301

Contd.

10.11 Imports by Economic Categories (Detail)

(In Thousand Rupees)

Items	Aug., 2016	From July, 2016	Aug., 2015	From July, 2015
293391 ALPRAZOLAM(INN) CAMAZEPAM(INN)	3591	10136	4414	17024
293399 OTHER HETROCYCLIC COPMOUNDS	185631	342165	159871	301476
293410 COMP UNFUSE THIAZOLE RING	26061	57072	26880	45487
293420 COMP BENZOTHIAZOLE RING SYSTEM	3087	9787	5225	12623
293430 COMP PHENOTHIAZINE RING SYSTEM	4022	8487	2103	2711
293491 AMINOREX(INN),BORTIZOLAM(INN)	1107	1107		
293499 OTHER NUCELEIC ACIDS&SALTS	886041	1453975	615269	1045193
293999 OTH VEGETABLE ALKALOIDS NATURL	76731	91721	22453	62612
294190 OTHER ANTIBIOTICS.	659970	1265523	530677	1015861
310100 ANIMAL/VEG FERTILIZER/PRODUCTS	16665	18456	42259	49233
310210 UREA,WHET OR NOT AQUEOUS SOLUT	1596	4186	2135	4937
310221 AMMONIUM SULPHATE	27990	162307	123365	249504
310229 MIX AMMONIUM SULPHATE/NITRATE		44993	27	476
310230 AMMONIUM NITRAT,WHET/NOT AQUES	5389	27411	7963	19382
310250 SODIUM NITRATE	3621	13817	13865	20368
310260 MIXT,CALCIUM/AMMONIUM NITRATE		1309		
310280 MIXT UREA/AMMONIUM NITRAT SOLU				3119834
310290 OTH,MIN/CHEM NETROG FERTILZER	2536	4925	20580	20721
310310 SUPER-PHOSPHATES			36838	99903
310390 OTH,MIN/CHEM FERTILIZE PHOSPHT		2211		
310420 POTASSIUM CHLORIDE	154606	299708	38348	153088
310430 POTASSIUM SULPHATE	115030	210541	130071	405332
310490 OTH,MIN/CHEM FERTILIZE POTASIC	95413	215095	157174	207007
310510 MIN/CHEM FERTILIZER >10KG	55	1791	20	48
310520 MIN/CHEM FERTZ ELEM NIT/PHO/PT	16374	52319	49018	86344
310530 DIAMMONIUM HYDROG ORTHO-PHOSPH	3206908	7366007	4846676	9703368
310540 AMMONIUM DIHYDROGEN ORTHO-PHOS	1615	1615	5067	7017
310551 CHEM FERTZ CON NITRAT/PHOS		1559	1112	1863
310559 OTH MIN/CHEM FERTZ NITRAT/PHOS	4185	6021	244079	324150
310560 MIN/CHEM FERTZ ELEM PHOS/POTAS				223
310590 OTH MINER/CHEMICAL FERTILIZER	11499	24203	17683	48906
320110 QUEBRACHO EXTRACT	11057	25231	5176	10136
320120 WATTLE EXTRACT	40941	68299	56927	70509
320190 OTH TANNING/EXTRACT VEG/GAMBER	52779	78793	41085	73108
320210 SYN ORGANIC TANNING SUBSTANCE	183683	355025	109913	265320
320290 OTH,INORGANIC TANNING SUBSTANCE	108403	179157	62457	130504
320300 COLOUR MATTER,VEG/ANIMAL	9059	11819	2215	9101
320411 DISPERSE DYES/PREP BASE THEROF	165546	354627	143832	356652
320412 ACID DYES PREMETALISE/PREP/DYE	102532	236285	101038	215223
320413 BASIC DYES/PREP BASE THEREON	54009	124741	56078	109778
320414 DIRECT DYES/PREP BASE THEREON	21018	43954	32521	59947
320415 VAT DYES INCL PIGMENT/PREPARAT	243516	500805	308999	623724
320416 REACTIVE DYES PREP BASE THEREON	746099	1487894	600224	1266106
320417 PIGMENT PREP BASE THEREON	326481	567697	230512	458325
320419 OTH SYN ORGN COLOURING MATTER	157292	293892	135051	259032
320420 SYN ORGN PROD USE FLUORESCENT	71061	128968	71542	113672
320490 OTH,SYN ORGN COLOURING MATTER	9181	12534	1486	5974
320500 COLOUR LAKES,PREP AS SPECIFIED	10310	37245	26449	49239
320611 PIGMENT PREP TITANIUM DIOXIDE	568888	1180425	508101	1090958
320619 OTH,PIGMENT/PREP TITANIUM DIOX	6827	9240	16197	24279
320620 PIGMENT/PREP,CHROMIUM COMPOUND	2748	13993	6001	23803
320641 ULTRAMARINE/PEP BASE THEREON	2108	5786	4198	7131
320642 LITHOPONE/OTH PIGMENT/ZINC SUL	3193	7346		4518
320649 OTH,COLOURING MATTER PREPARATN	78691	138091	51128	105764
320650 INORGANIC PRO USE LUMINOPHORES		336	119	357
320710 PREP PIGMENT/OPACIFIER/COLOURS	4040	20716	18512	31921
320720 VITRIFIABLE ENAMEL/GLAZE/ENGOB	10830	18526	2565	4200

Contd.

10.11 Imports by Economic Categories (Detail)

(In Thousand Rupees)

Items	Aug., 2016	From July, 2016	Aug., 2015	From July, 2015
320730 LIQUID LUSTER/SIMILAR PREPARAT	2782	3650	107	2624
320740 GLASS FRIT/POWDER GRANULE/FLAK	33215	119940	69593	142460
320810 PAINT/VARNISH BASE ON POLYSTER	40109	67421	16723	28595
320820 PAINT/VARNISH,ACRY/VINYL POLYM	41207	70686	56059	81012
320890 OTH PAINT BASED ON POLYAMIDES	158238	291501	131369	268664
320910 PAINT/VARNISH ACRY/VINYL POLYM	8047	17223	5584	17623
320990 PAINT/VARNISH,SYN POLYMER/AQS	18062	39015	15357	24227
321000 OTH PAINT & VARNISH FOR LEATHE	31263	56085	13091	28105
321100 PREPARED DRIERS.	7647	21701	8028	25922
321210 STAMPING FOILS	19785	41978	21137	41501
321290 OTH,PIGMENT DISPERSE NON AQUOS	9344	23292	11741	36114
321310 COLOURS IN SETS	3502	6617	2545	7240
321390 OTH COLOUR ARTIST/PAINTERS	439	609	62	62
321410 GLAZIERS/GRAFTING PUTTY,RESIN	43420	74151	28490	54658
321490 NON-REFRACTORY SURFACING PREP	39793	82932	71185	93294
321511 ROLLING COATING PRINT INK BLK	42056	77036	51642	85952
340290 OTH ORG SURFAC ACT,WASH/CLEAN	170361	263611	169562	296514
340311 PREP TEXTILE/LEATHER/OIL MATRL	52577	116098	38308	88791
340319 LUBRICAT PREP CONT PET/MIN OIL	206498	282189	135724	223850
340391 OTH,PREP TEXT/LEATHER/FURSK ML	197667	451310	186275	399984
340399 OTH LUBRICAT PREP OIL/GREASE	64004	156997	54052	113642
340420 ART/PREP WAXES,POLYETHEL GLYCL	20082	52698	36988	41651
340600 CANDLES,TAPERS AND THE LIKE	1527	4484	1177	2528
340700 MODELING PASTE ETC RETAIL SALE	4773	7896	10514	16342
350110 CASEIN	1288	7619	2265	3116
350220 MILK ALBUMIN,INCL WHEY PROTEIN	19124	19124		
350290 OTH ALBUMIN O/T EGG ALBUMIN	95	95	5	11
350300 GELATIN&GELATIN DERIVATIVE	15977	28697	1762	3909
350400 PEPTONEDERV,PROTEIN SUBSTANCE	4498	5654	5039	14314
350510 DEXTRIN,OTH MODIFIED STARCHES	63837	95168	51233	76477
350520 GLUES	5035	8866	8678	15596
350610 PROD SUITABLE USE GLUE/ADHESIV	38896	54457	13262	42551
350691 ADHESIVE/RUBBER/PLASTIC/RESIN	167767	271830	127978	244304
350699 OTH PREP GLUE/ADHESIVE	29460	44418	13186	23155
350710 RENNET AND CONCENTRATE THEREOF	736	736	187	187
360690 OTH FERRO CERIU/OTH PYROPHORC	5	5		9
370110 X-RAY FILM,PLATE IN FLAT UNEXP	53003	172714	92074	198311
370120 INSTANT PRINT FILM UNEXPOSED	6	6	26	26
370130 OTH UNEXPOSED PLATE>255MM	107112	186848	30766	120822
370191 O.PL/FILM-COLOUR PHOTOGRAPHY				31
370199 OTH PHOTOGRAP/PLAT/FILM/UNEXPS			599	599
370210 PHOT-FILM ROLL UNEXPOSE,X-RAY		2025		
370239 OTH PHOT FILM ROLL ST/UNEXPOSE	472	472		
370243 PHOT FILM W>610MM,L<200M	4704	4704	2003	10649
370244 PHOT FILMW>105MM BUT<610MM	39019	67889	46619	120366
370310 PHOT PAPER/BOARD/TEXT W>610MM	440	440	225	836
370320 PHOT PAPER/BOARD/TEXT UNEX/COL	3158	3158	156	3740
370390 OTH PHOT PAPER/BOARD TEXT UNEX	9133	18731	8218	18134
370400 PHOT PLAT/FILM PAPER/BOARD EXP		37	851	851
370510 PHOT PLAT/FILM FOR OFFSET REP				286
370590 OTH PHOT PLAT/FILM		47	131	131
370610 CINEMAGRAPHIC FILM EXPO/DEVEL			161	161
370690 OTH CINEMA FILM EXPOSE DEVELOP	1100	2039	463	1091
370710 SENSITISING EMULSIONS	2360	3031	6160	14171
370790 OTH CHEM PREP,PHOTOGRAPHIC USE	16599	27067	18899	36343
380110 ARTIFICIAL GRAPHITE	3678	4742		5920
380120 COLOIDAL/SEMI COLOIDL GRAPHITE	315	443	271	271

Contd.

10.11 Imports by Economic Categories (Detail)

(In Thousand Rupees)

Items	Aug., 2016	From July, 2016	Aug., 2015	From July, 2015
380130 CARBONEOUS PASTE ELECTRODE		1850		631
380190 OTH,PREP GRAPHITE O/T CARBON	2792	4697	2430	5577
380210 ACTIVATED CARBON	17803	53419	18899	34244
380290 OTH ACT CARBON/NAT MINER PROD	20460	39098	10448	30506
380400 RESIDUAL LYE FROM WOOD PULP NS	15447	29738	15717	35281
380510 GUM,WOOD,SULPHAT TURPENTIN OIL			1421	1421
380590 OTH TERPENIC OIL CONIFER WOOD	9856	16587	2280	12709
380610 ROSIN AND ROSIN ACIDS	106920	164706	68037	155854
380630 ESTERS GUMS	11025	21491	6216	14649
380690 OTH,ROSIN,SPIRIT,OIL,RUN GUMS	6464	12149	2388	9987
380850 INSECTICIDE/RODENTICIDE/ETC	17	17	4765	4765
380891 OTHER INSECTICIDES	537548	1339939	706532	1954312
380892 FUNGICIDES	457356	896762	242500	643149
380893 HERBICID,ANTISPROUTING PRODUCT	908053	1273985	523724	870199
380894 DISINFECTANTS	45798	73414	13884	33857
380899 PLANT-GROWTH REGULATORS R.O-71	22800	44849	8152	13237
380991 OTH FINISHING AGENT ETC TX ETC	276667	539995	227672	510103
380992 OTH FINISHING AGENT DYE CARRIER	29382	52950	24840	58216
380993 OTH FINISHING AGENT DYE CARRIER	83393	163406	63992	148128
381010 PICKLING PREP METAL SURFACE	39696	107941	20753	49740
381090 OTH PREP FOR METAL SURFACE	54150	55068	42126	80961
381111 ANTI-KNOCK PREP OF LEAD COMP		537		
381119 OTHER,ANTI-KNOCK PREPARATIONS	1591	2243	5101	5979
381121 ADD LUBRICATE,PET OIL BIT MINE	464882	1018630	364314	688595
381129 OTH ADDITIVE LUBRICATING OIL	42932	107350	94594	191966
381190 OTH PREP ADDITIVE FOR LIQU USE	132584	214548	275258	478679
381210 PREPARED RUBBER ACCELERATORS	21261	31226	22111	35731
381220 COMPOUND PLASTICIZER RUB PL	4	2776	68	351
381230 ANTI-OXIDISING PREPAR & COMPOU	114360	247017	126499	263128
381300 PREP/CHARG FIRE-EXTINGUISHERS	5538	12397	6464	8994
381400 ORGAN COMP SOLVENT/THINNER NES	47145	55336	6711	13642
381511 SUPORTED CATALYST WITH NI/COMP	3558	3558	3072	22751
381512 SUPORTED CATALYST WITH PR/METL			280	2246
381519 OTHER,SUPPORTED CATALYSTS	9200	18893	22569	32739
381600 REFRACTORY CEMENT,MORTARS,CONS	56240	79366	75197	112555
381700 MIXE ALKYL-BENZEN&MIX AL-NAPHT	736014	1338528	546621	912508
381800 CHEM ELEMENT/COMP DOP-ELECTRON	2	2	248	248
381900 HYDRALIC BRAKE FLUIDS/LIQUIDS	13662	23713	13670	24661
382000 ANTI-FREEZING PREP/DEICE FLUID	21072	39029	9465	37012
382100 PREP CULTURE MEDIA MICRO-ORGAN	11517	19472	4263	11397
382200 DIAGNOSTIC/LAB REAGENTS/PR-DIA	540193	986538	436616	913873
382311 STEARIC ACID	14970	32968	16886	25318
382312 OLEIC (OLIVE) ACID	3869	5772	2261	4052
382313 TALL OIL FATTY ACIDS	2409	2409	9506	9792
382319 OTH INDUS MONOCARBOXYLIC F.ACI	304270	433189	169025	449133
382370 INDUSTRIAL FATTY ALCOHOLS	24274	32869	23737	31232
382410 PREP BINDER FOUNDRY MOUL CORES	10438	27686	10389	19950
382440 PREPARED ADDITIVES FOR CEMENT	74077	125457	30983	54229
382450 NON-REFRACTORY MORTAR CONCRETE	10189	10420	1365	2593
382460 SORBITOL O/TH SUB-H-NO.2905.44	55252	91802	36876	83086
382478 CON (PFCs)/(HFCs)BUT NOT(CFCs)	29683	55609	1055	1609
382479 OTH MIX CON HALOGE DER OF METH	5705	6497	21261	31692
382490 OTH,CHEMICAL PRODUCT/PREPARA	1377328	2558225	1142760	2593977
382550 WASTE OF METAL PICK LIQUORS		40		
382590 OTH RESIDUAL OF CEHM.INDUSTRY	190	456	124	2896
390110 POLYETHYLENE SP GRAVITY<0.94	3245010	5230753	2829508	4866169
390120 POLYETHYLENE SP.GRAVITY>0.94	2873035	4794638	2358702	4209477

Contd.

10.11 Imports by Economic Categories (Detail)

(In Thousand Rupees)

Items	Aug., 2016	From July, 2016	Aug., 2015	From July, 2015
390130 ETHYLENE-VINYL ACETATE COPLMER	117317	217794	168868	289487
390190 OTH POLYMER OF ETHYLENE P.FORM	380928	603368	152558	383350
390210 POLYPROPYLENE	3951587	6259682	3743488	6710177
390220 POLYISOBUTYLENE	394	5318	10263	15163
390230 PROPYLENE COPOLYMERS	1033654	1813711	1059409	1997184
390290 OTHER OLEFINS IN PRIMARY FORMS	21709	30392	26604	41953
390311 POLYSTYRENE EXPANSIBLE	15429	24830	2894	9104
390319 OTHER POLYSTYRENE	18198	43430	46500	60483
390320 STYRENE-ACRYLONITRILE COPOLYMR	12538	27901	4962	23640
390330 ACRYLONITRILE-BUTADINE-STYRENE	258684	508470	173405	318798
390390 OTH POLYMERS OF STYRENE,P-FORM	35817	59436	17519	30038
390410 POLYVINYL CHLORIDE,UNMIX SUBST	448995	847135	629285	1076142
390421 OTH POLYVINYL CHLORIDE, NON-PLA	9919	17761	3219	3350
390422 OTH POLYVINYL CHLORIDE PLASTIC	29211	56019	28595	54230
390430 VINYL CHLORIDE VINYL ACETATE	3481	9374	3636	9125
390440 OTH VINYL CHLORIDE COPOLYMERS		8461	2700	18247
390461 POLYTETRALUOROETHYLENE	165	484	144	157
390469 OTHER, FLUORO-POLYMERS	1156	1156	4229	5210
390490 OTH POLYMERS OF VINYL CHLORIDE	4238	6812		1781
390512 POLYVINYL ACETATE AQUE DISPERS	2876	10135	4642	15542
390519 OTH POLYVINYL ACETATE (PVA)	7423	7456	7748	7748
390521 VINYL ACETATE COPOLYMERS AQUEO	53165	88362	60269	115514
390529 OTH VINYL ACETATE COPOLYMERS	14717	21985	7350	32121
390530 POLYVINYL ALCOHOL W/N CON UNHY	232943	576129	215076	497249
390591 COPOLYMERS	6396	6762	2756	6214
390599 POLYMERS OF OTHER VINYL ESTERS	41837	77809	32469	63164
390610 POLYMETHYL METHACRYLATE	23047	23994	13595	24922
390690 OTHER, ACRYLIC POLYMERS P/FORMS	336677	720487	350602	661255
390710 POLYACETALS	9379	28856	8855	26432
390720 OTHER POLYETHERS	481717	1032222	700488	1364046
390730 EPOXIDE RESINS	117923	187369	87489	141345
390740 POLYCARBONATES	125333	290137	127614	235883
390750 ALKYD RESINS	107275	119957	26169	104138
390760 POLYETHYLENE TEREPHTHACATE(PET)	260218	515072	355842	850847
390770 POLY(LACTIC ACID)	7466	7466		8152
390791 OTHER POLYESTERS, UNSATURATED	6437	9491	4952	5894
390799 OTH POLYESTERS IN PRIMARY FORMS	46926	82618	45279	88082
390810 POLYAMIDE-6,-11,-12,-6,6,-6,10	22121	43981	18157	42476
390890 OTH POLYAMIDE IN PRIMAR FORM	26326	32331	30679	72395
390910 UREA RESINS, THIOUREA RESINS	6376	7816	1859	2011
390920 MALAMINE RESINS	24170	34848	10415	33704
390930 OTHER AMINO-RESINS	130686	279738	783	2042
390940 PHENOLIC RESINS	27807	65958	29270	50721
390950 POLYURETHANES	337361	583989	238475	469163
391000 SILICONES IN PRIMARY FORMS.	444915	866802	322967	661781
391110 PETROL/COUMARONE,INDENE RESINS	7151	21210	11408	42327
391190 OTH,POLYSULPHIDE,SULPHONE/PLAS	34049	41509	9382	22860
391211 CELLULOSE ACETATES, NON-PLASTI			583	583
391212 CELLULOSE ACETATES, PLASTICISED	5739	7582		234
391220 CELLULOSE NITRATES(INCL COLLO)	85706	163450	71081	119442
391231 CARBOXYMETHYL CELLULOSE & SALT	106440	212529	124043	310291
391239 OTHER CELLULOSE ETHERS	171871	384775	142943	273513
391290 OTH CELLULOSE & CHEM DERIVATIV	45508	71214	91120	116028
391310 ALGINIC ACID, ITS SALTS & ESTER	146906	395557	93376	225121
391390 OTH NATURAL POLYMERS/MODIFI	40824	69343	27302	72683
391400 ION-EXCHANGERS BASED ON POLYMR	41025	81096	9052	45525
391510 WASTE, ETC OF ETHLY/POLYM/PLAST	3921	3921		475

Contd.

10.11 Imports by Economic Categories (Detail)

(In Thousand Rupees)

Items	Aug., 2016	From July, 2016	Aug., 2015	From July, 2015
391530 WASTE ETC OF VINYL-CHLORIDE/PL	26997	56542	11701	22270
391590 WASTE, ETC PLASTIC/PARING	13799	27755	22232	34170
391610 MONOFILAMENT D>1MM RD/ST/PROFI	102	293		
391620 MONOFILAMENT D>1MM-PL PO VICHL	11722	16095	8586	10774
391690 OTH MONOFIL D>1MM PLASTIC-TOH	17094	33067	17342	27363
391710 ARTIFI GUTS OF HARDEN PROTEIN	891	10594	398	398
391721 TUBE, PIPE HOSES, RIGID, OF POLYM	72661	84476	5653	12811
391722 TUBE, PIPE HOSES, POLYMER OF PRO	5187	5427	20497	24711
391723 TUBE, PIPE ETC OF POLYMER VINYL	14200	27710	8583	20462
391729 TUBE, PIPE HOSE, RIGID, OTH PLAST	139570	144968	62753	180087
391731 FLEXIBLE TUBE, PIPE B-PRE 27.6MP	10214	20565	6999	18706
391732 OTH, TUBE, PIPE HOSE W/OUT FITNG	2724	6413	1535	2356
391733 OTH TUBE, PIPE NOT REINFORCED	688	688	513	34860
391739 OTHER TUBES, PIPES AND HOSES,	231366	281145	38993	157072
391890 FLOOR COVERING OF OTH PLASTICS	26831	39571	13396	23176
391910 SELF ADHESIVE PLAT, ETC W<20CM	141860	255281	81394	156094
391990 OTH, SELF-ADHESIV PLATE, W>20CM	311459	572303	315808	609842
392010 OTH PLATES, ETC PLASNON-CELULAR	207837	332335	114936	246496
392020 OTH PLATE, ETC PLAST NOT REINFO	140275	215724	199888	341453
392030 OTH PLATE, SHEET, ETC OF PLASTIC	46748	106256	35890	87478
392043 OTH PLATE, MAT OF VINYL CHLORID	83355	143478	50736	87382
392049 OTH PLAT, ETC VINYL CHLORID FLX	148338	236507	117779	180499
392051 OTH PLATE, ETC ACRYLIC POLYMERS	5885	13414		5843
392059 OTH PLAT, ETC OTH ACRYL POLYEER	12443	13608	7755	14670
392061 POLY CARBONATE IN PLATE, ETC	539	4790	5605	6931
392062 OTH PLATE ETC POLY(ETH TEREPH)	150283	175505	22980	117203
392063 OTH PLATE ETC UNSAT-POLYESTERS	8640	12102	4634	16412
392069 OTH PLATES ETC OF OTH POLYESTR	7125	10833	11344	20125
392071 OTH PLAT ETC PLAS OF REG CELUL	2770	2770		2319
392091 OTH PLAT ETC PLAS OF PO BUTRAL	1087	5864		
392092 OTH PLAT ETC-PLAS OF POLYAMIDE	1669	1669	226	520
392093 OTH PLAT ETC-PLAS OF AMINO-RES	14	14		
392094 OTH PLAT ETC-PLAS OF PHENORES N		641		17
392099 OTH PLAT ETC-PLAS OF OTH PLAST	58656	87660	53836	80366
392111 PLATES ETC OF PLAS POLY/STYREN	482	606	7057	8348
392112 PLAT ETC PLASTIC CEL P-VIN-CHL	43782	101679	75616	115639
392113 PLAT ETC PLA CEL OF POLUURETHA	50728	86673	135770	181144
392114 PLAT ETC PLA CEL OF REGERATED	1857	3686		
392119 FLAT SHET ETC PLA CEL OTH PLAS	24367	49307	26340	49196
392690 OTH, ARTICLES OF PLASTICS	387381	718614	298004	624997
400110 NATURAL RUBBER LATEX	134353	336140	142569	303986
400121 SMOKED SHEETS	45916	66468	99570	144820
400122 TECH SPECIFIED NATURAL RUBBER	255244	576723	257975	458620
400129 OTHER NATURAL RUBBER	22704	34102	13678	23365
400211 STYRENE-BUTADIENE RUBBER LATEX	75390	171176	106753	193828
400219 STYREN BUTADIEN RUBER CARBX YLA	274472	560883	476542	804037
400220 BUTADIENE RUBBER (BR)	9867	13518	19349	42101
400231 ISOBUTENE-ISOPRENE RUBBER(IIR)	342871	677896	175752	332657
400239 OTH, HALO-ISOBUTENE-ISOPRENE RU	10075	10164	20868	21014
400241 CHLOROPRENE RUBBER LATEX (CR),				424
400249 CHLOROPRENE RUBBER O/THAN LATX	30508	73121	79249	156354
400259 ACRY BUTAD RUBBER O/THAN LATEX	43246	72147	60261	122697
400270 ETHYL PROPLENE-NON-CONJUGATED	23326	55041	13162	39592
400291 OTH SYNTHETIC RUBBER FACTICE		123		
400299 OTH SYN RUBBER FACTICE D/F OIL	19332	21406	26692	41153
400300 RECLAIMED RUBBER PRIMARY FORM	32994	62206	23683	44375
400400 WASTE, PAROMGS&SCRAP O/TH H-RUB	47782	88860	64620	140122

Contd.

10.11 Imports by Economic Categories (Detail)

(In Thousand Rupees)

Items	Aug., 2016	From July, 2016	Aug., 2015	From July, 2015
400510 COMP WITH CARBON BLACK OR SILI	9190	27887	2987	8958
400520 SOLUTION/DISPERS O/T H-4005.10	7	15		170
400591 PLATE,SHEET STRIP UN-VUL RUBER	1533	2370		1314
400599 OTHER COMPOUNDED RUBBER	11136	21026	24821	48173
400690 OTH FORM&ARTIC UNVULCAN RUBBER	1950	2235	3173	3212
400700 UNVULCA RUBBER THREAD & CORD	30322	53709	19581	35396
400811 PLATE,SHEET ETC CELLU VULC RUB	4183	15205	14932	23438
400819 RODS&OTH FORMS OF CEL.VULC RUB	4681	4793	3839	6129
400821 PLAT,SHET N-CELU VULCANI RUBER	37567	65484	22626	61589
400829 RODS&OTH FORM OF N/CEL VUL RUB	4692	11860	2851	6690
400911 TUBE,PIPE OF RUBBER W/O.FITING	47603	89262	39187	71803
400912 TUBE,PIPE OF RUBER WITH FITING	2527	4176	3481	7506
400921 TUBE,PIPE OF RUB W/O.METL.FIT	2461	4100	1920	5445
400922 TUBE,PIPE OF RUB WITH METL.FIT	7102	8548	302	1665
400931 TUBE,PIPE RUB W/O TEX.METL.FIT	4736	10115	7361	13313
400932 TUBE,PIPE RUB W/TEX.METL.FIT	1702	2094	820	1646
400941 TUBE,PIPE RUB W/O OTH.METL.FIT	3917	9582	6161	9291
401700 HARD RUBER IN ALL FORMS/ARTICL	1350	2293	734	3246
410120 W.HID&SKIN BOV.WT8-10KG.UN.SPL			3924	3924
410150 WHOLE,HIDE/SK BOV ANI F>16 KG	24917	60978	37630	84081
410210 RAW SKINS OF SHEEP/LAMB W/WOOL	74449	190603	115671	272096
410221 RAW SK SHEP/LAM W-OUT WOOL PKD	27999	79775		22408
410229 OTH RAW SK SHEP/LAM W/OUT WOOL	1979	6889	45876	70112
410390 OTH,HID/SK FRE SALTED,DRIED,LA	36845	78537	45432	132582
410411 HIDE/SKIN FULL GRAIN UNSPLIT	503	4266		2143
410419 OTH HIDE,SKIN WET STATE	16781	26294	29138	39897
410441 HIDE,SKIN FULL GRAIN DRY STATE		7078		
410449 OTHER HIDES DRY STATE(CRUST)		1057	1829	1829
410510 WET BLUE LAMB,SHEEP SKIN	58541	104733	83274	126857
410621 GOAT/KID SKIN WET BLUE	17083	40456	32025	56476
410622 GOAT/KID SKIN CRUST		672	3907	11467
410711 WHOLE HIDE SKIN FULL GRAIN BOV				3434
410712 WHOLE HIDE/SKIN GRAIN SPLIT BV			3727	7313
410719 OTH WHOLE HIDE/SKIN BOV ANIMAL	56966	104779	41094	80017
410791 OTH HIDE INCL SIDES FULL GRAIN			127	200
410792 OTH HIDE INCL SIDE GRAIN SPLIT			3374	3374
410799 OTH LEATHER FURTHER PREPARED	16099	40289	20378	39420
411200 PREPARED LEATHER SHEEP/LAMB	5118	8303	212	11287
411310 LEATHER PREP.AFTER TANN GOAT	13832	32531	509	9323
411390 OTH LEA FURTHER PREP.AFTR TANE	21582	22915	1359	3583
411510 COMP. LEATHER WITH BASIS LEATH	8292	8646	6354	22418
411520 PARINGS, OTH WASTE OF LEATHER	1011	1390		516
420600 ARTI OF GUT OF BLADER/ TENDONS	11	11		
430219 OTH,FURSKINS,WHOLE,W&W/OUT H&T	11396	26337	9971	13954
440310 WOOD TRET WITH PAINT,STAIN ETC	26338	46251		1792
440320 OTH,CONIFEROUS SPECIES ROUGH	59884	76645	15846	27207
440349 OTH,WOOD,NON-CONF SPECIES ROUG		44537	44043	69055
440391 OTH WOOD OAK LOGS NON-CONFIFER			3355	5386
440399 WOOD OF OTHER NON-CONF SPECIES	296157	445881	129789	366250
440410 CONIFEROUS	9280	11305	10073	16208
440420 NON-CONIFEROUS		1388		
440799 OTH WOOD NON-CONF.SPECIES	110086	198544	144133	269704
440810 CONIFEROUS SHEET FOR VENEERING	8632	16059	2636	16810
440831 VENEER/DARK RED MERANTI SHEETS			1521	1521
440839 OTH VENEER SHEET/TROPICAL WOOD	5936	10261	3504	7477
440929 OTHER NON-CONIFEROUS WOOD	7	869	53	146
441011 PARTICLE BOARD OF WOOD	39036	51122	10602	18018

Contd.

10.11 Imports by Economic Categories (Detail)

(In Thousand Rupees)

Items	Aug., 2016	From July, 2016	Aug., 2015	From July, 2015
441012 ORENTED STRAND BOARB UN-WORKED	708	708	657	657
441019 OTH P-BOARD OF LIGNEOUS MATERI	749	749		
441090 OTH P-BOARD NOT AGGLOM W-RESIN	823	1590	336	671
441112 MEDIUM DENSITY BOARD (MDF)	149493	211994	192794	329109
441113 (MDF)THICKNESS 5MM TO 9MM	23466	48174	45012	60459
441114 (MDF)THICKNESS EXCEEDING - 9MM	170295	304863	157232	234443
441192 OTH (MDF)DENSITY EXC 0.8 g/cm3	2362	6653		
441193 OTH (MDF)DENSITY 0.5-0.8g/cm3	162792	275257	124969	201547
441194 OTH (MDF)DENSITY NOT> 0.5g/cm3	2307	2439		779
441231 OTH P-WOOD OF WOOD SHEET -6MM	1212	1981		
441232 OT P-W OUTER PLY NON-CONIFE-WD	46172	84432	39266	70023
441239 OTH PW CONSIST OF WD SHEET-6MM	22822	47161	7258	16812
441294 OTH BLOCKBOARD,LAMINATED&BATEN	3882	3882	1269	1269
441299 OTH PW CONSIST OF WOOD SHEET	708	862	453	667
441400 WOODEN FRAMES FOR PAINTINGS	391	1442	1267	1815
441510 CASES,BOXES,CRATES,SIM/PACKING	437	632	2361	2741
441520 BOX PALLETS& OTHER LOAD BOARD	9	563	272	295
442190 OTHER,ARTICLES OF WOOD	25032	50238	6821	23997
450190 WASTE CORK,CRUSHED,GRANULATED	1210	1975	257	1200
450310 CORKS AND STOPPERS			11	11
450390 OTHER ARTICLE OF NATURAL CORK	114	114	12	515
450410 BLOCK PLATE SHEET,STRIP CORK	2987	11854	5314	9881
460290 OTH BASKET/WICKERWORK/LOOFAH	204	741	559	1249
470100 MECHANICAL WOOD PULP	62578	79010	9884	92673
470200 CHEM WOODPULP,DISSOLVING GRADE			7314	7314
470311 CHEM WOODPULP UNBLECHED CONIFE	50509	113276	102149	203761
470319 CHEM WOODPULP UNBLE NON CONIFE	1722	12277		
470321 CHEM WOODPULPSEMIBLEACH/BLEACH	370317	700727	351502	584118
470329 OTH CHEMWOODPULP BLE/SEMI-BLEH	233979	244982	210648	560856
470429 CHE W-PULP,S-BLE/BLE NON-CONIF	38402	57494	8331	12408
470500 SEMI-CHEMICAL WOOD PULP	52699	57807	7	90627
470620 PULP OF FIBRES DERI FROM W-SCR	5627	5734	19851	19851
470691 PULP OTHER CELL MATERIAL MECH			59	59
470710 UN-BLEACHED KRAFT PAPER	17228	21038	108	19603
470720 RECOVERED PAPER/PAPER BOARD BL			717	810
470730 PAPER/PAPERBPARD MACHINE PULP	2095	2138		
470790 WASTE & SCRAP OF OTHER PAPER	177195	394339	181170	383764
480100 NEWSPRINT,IN ROLLS OR SHEETS	512154	847796	399768	878662
480210 HAND-MADE PAPER & PAPERBOARD	234	234	187	187
480220 PAPER/P-BOARD PHOTO-SENSITIVE	32	32	76	76
480240 WALL PAPER BASE	17	288		
480254 OTH PAPER & PAPERBOARD<40G/SQM	1766	14121	11870	15427
480255 OTH PAPER&PAPERBOARD>40-G/SQM	346089	588100	248376	467389
480256 OTH PAPER&PAPERBOARD IN SHEETS	8670	12579	13139	15364
480257 OTH PAPER WT 40-150 G/M2	22873	50485	35071	45717
480258 PAPER & BOARD WT>150G/M2	43292	74845	62345	109404
480261 OTH PAPER&PAPERBOARD IN ROLLS	360	582	374	374
480262 OTH PAPER&PAPER BOARD IN SHEET	424423	741835	309710	591135
480269 OTH U-C CARBONISING BASE PAPER	16197	59222	1619	1619
480300 TOILET FACIAC TISSUE/TOWEL ETC	62068	93136	25891	38038
480411 KRAFTINER UN COATED UN-BLEACH	245740	352328	185978	346943
480419 OTH KRAFTLINER UNCOAT ROL/SHET	75792	106382	40145	108900
480421 SACK KRAFT PAPER,UNBLEACHED	242004	839463	483012	828153
480429 OTH SACK KRAFT PAP UN-COT RISH		927		
480431 OTH KRAFT P1BORD WT150G/SQMUNB	74772	118281	44046	78658
480439 OTH UNC K-P/BORD WT150G/SQMUB	19228	38104	21237	29248
480441 OTH KR.P/BORD W>150G<2259-UNBL			1350	1886

Contd.

10.11 Imports by Economic Categories (Detail)

(In Thousand Rupees)

Items	Aug., 2016	From July, 2016	Aug., 2015	From July, 2015
480442 OTH KRAFT 150-225G BLECH	934	2730		3561
480451 OTH KRAFT PAPER 225G ON BLEACH		3877		
480459 OTH KRAFT PAPER IN ROLL 225G	32690	47933	14972	25963
480511 SEMI-CHEMICAL FLOUTING PAPER	2567	13277	3826	31652
480512 STRAW FLUTING PAPER				249
480519 OTHER FLUTING PAPER	13928	13965	15	3072
480524 TESTLINER BD WT150G/M2 OR LESS	9687	19720	5290	24637
480525 TESTLINER BOARD WT>150 G/M2	14896	25707	14048	24719
480530 WRAPPING PAPER,UNCOAT	8341	13513	20922	41780
480540 FILTER PAPER/PAPERBOARD,UNCOAT	1340	2759	4169	4364
480591 OTH P&P/ BOARD<150G UNCOATED	43767	83257	29408	55577
480592 OTH P&P/BOARD 150-225G UNCOAT	14001	36476	10499	10499
480593 OTH P & P BOARD<225G UNCOATED	22185	36568	13112	24053
480610 VEGETABLE PARCHMENT PAPER	350	350		
480620 GREASEPROOF PAPERS	83	1787	389	2055
480630 TRACING PAPERS	1316	5029	1624	4039
480640 CLASSINE/GLAZED TRANSPA PAPER	12035	28115	16258	33814
480700 COMPOSITE P/BOARD STICKING FLA	117	343	4905	5749
480810 CORRUGATED P&P/BOARD PERFORATED	541	869		
480840 SACK KRAFT PAPER CREPED/EMBOSD	302	782	1238	1238
480890 OTH PAPER,CREPED/EMBOSSD/PERF	1298	5700	4410	10920
480920 SELF COPY PAPER	72709	101798	34192	51437
480990 OTH COPYING / TRANSFER PAPERS	3640	8764	2735	4727
481013 P&P/BOARD FOR WRITING/PRINTING	140859	268752	184174	379911
481014 P&P/B IN SHEET 1-SIDE<435/297M	372	372	600	600
481019 OTH PAPER&PAPERBOARD IN SHEET	40456	75060	48033	152034
481022 LIGHT WEIGHT COATED PAPER	7	7	1443	1443
481029 OTH LIGHT WEIGHT COATED PAPER	285589	430375	319126	459418
481031 KRAFT PAPER&BOARD WT 150G/M2	3601	3601		
481032 KRAFT PAPER&P/BOARD WT>150G/M2				12688
481039 OTH KRAFT PAPER&P/BOARD BLEACH	367	2169	5	67
481092 OTH PAPER&P/BOARD MULTI-PLY	1236839	2089916	855470	1982145
481099 OTH PAPER&P/BOARD COATED	31160	94160	11628	28093
481110 P&P/BOARD,TARRED,BITUMINISED	204	1534		
481141 GUMMED ADHESIVE PAPER & BOARD	167791	320734	237649	464649
481149 OTH GUMMED/ADHESIVE P&P/BOARD	75401	84450	36277	106979
481151 PAPER&PAPER BOARD PLASTIC COAT		174		
481159 OTH P&P/BOARD PLASIC COAT.	427342	734315	292027	541573
481160 P&P/BOARD COATED WAX COVERED.	83294	130151	51427	125611
481190 OTH P&P/B CELLULOSE WADDING	169867	240321	131179	270683
481320 CIGRETTE PAPER IN ROLL WTH SCM	49955	68845	42245	103492
481390 OTH CIGARET PAPER,BOOKLET/TUBE	43469	66076	56552	110025
481420 WALL PAPER COVERD WITH GRANITE	15564	27824	14902	45437
491199 OTHER, PRINTED MATTER	42938	73426	14228	68831
500200 RAW SILK (NOT THROWN)	47836	98915	20365	23060
500400 SILK YARN,NOT RETAIL SALE	51282	88691	35365	50336
500500 YARN SPUN FROM SILK,WASTE NRS	64388	124204	53926	100215
500790 OTHER SILK FABRICS	205335	365914	158404	290985
510111 SHON WOOL GREASY	5490	6320	2078	7385
510119 OTHER GREASY FLEECE WSHED WOOL	14364	59571	85938	225566
510121 SHORN WOOL, DEGREASED				5975
510130 CARBONISED WOOL	30886	54468	13678	24530
510320 OTH WASTE OF WOOL/ANIMAL HAIR		194		
510510 CARDED WOOL	1899	7703	323	491
510529 OTHER WOOLTOPS&COMBED WOOL	9523	19404	11828	11828
510539 OTH F-ANIMAL HAIR,CARD/COMBED	602	602		
510610 YARN OF CARDED WOOL 85% WT WOL	44432	83390	68497	92910

Contd.

10.11 Imports by Economic Categories (Detail)

(In Thousand Rupees)

Items	Aug., 2016	From July, 2016	Aug., 2015	From July, 2015
510620 YARN OF CARDED WOOL<85% W WOL	17382	27270	3711	9985
510710 YARN OF COMBED WOOL-WOOL=/>85%	3154	36817		4886
510720 YARN OF COMBED WOOL-WEIGHT<85%			116	2003
510810 YARN OF ANIMAL HAIR CARDED.	156	156		
510990 OTH YARN OF WOOL / ANIMAL HAIR			476	476
520100 COTTON, NOT CARDED OR COMBED.	2560636	4991924	1586789	5145195
520210 YARN WASTE(INCL.THREAD WASTE)	2731	6370	828	1669
520291 GARNETTED STOCK	1753	1753		
520299 OTHER COTTON WASTE	14111	38713	15823	44382
520300 COTTON, CARDED OR COMBED.	34	72		
520411 COTTON SEWING THREAD 85%/MORE	1654	1857		
520419 OTH COTTON SEWING THREAD 85%>	36	1802	455	455
520420 COTTON SEWING THREAD,RETL SALE			69	175
520511 SIN.COT.YAR.U.COM.FIB.D-714.29	25008	31536	50401	125931
520512 S-COT.YARN UCF.D-232.56-714.29	37017	72649	32698	69890
520513 S-COT.YARN UCF.D-192.31-232.56	166419	258076		
520514 S-C. YARN UCF D-125.00-193.31.	32479	32479		
520521 S/C YARN COM.FIB D-714.29/MORE	4918	18662	1908	1908
520522 S/C YARN LF.DX.232.56-714.29	37455	51883	93930	154093
520523 S/C.YARN LF.DX.192.31-232.56	13438	24428		2530
520524 S/C YARN COM.FIB.125-192.31-DX	176370	286441		
520526 S/C YARN LF. DX. 106.30-125.			8851	17531
520527 S/C YARN COM.FIB.106-36-125-DX	220596	412613	158209	410594
520528 S/C YARN COMBED FIB.< 83.33-DX	109354	156353	158787	306936
520531 MUL/CAB.C/Y.ULF.>714.29DECITEX	55911	71583	26574	91717
520532 MUL/CAB C/Y ULF.232.56-714.29D	329	329	482	482
520535 MUL/CAB.C/Y UN.COM.FIB<125.DX.	8498	25436	4041	14607
520542 MUL/CAB.C/Y CF.232.56-714.29DX	1909	6121	1438	8360
520543 MUL/CAB.C/Y CF.129.31-232.56DX		313		
520544 MUL/CAB.C/Y C.FIB-125-192.31DX		41		
520547 MUL/CAB C.Y CF.83.33-106-38 DX	3511	8757		
520548 MUL/CAB.C/Y COM.FIB.< 83.33.DX	16682	16682	2089	2089
520611 S/C YARN UN COM. FIB>714.29 DX	9962	21452	3571	9323
520612 S/C YARN UN.COM. FIB.<71429.DX	3391	3391	20539	36075
520622 S/C YARN COMBED FIB.<714.29DX				85
520624 S/C YARN COMBED FIB< 192.31DX			1382	5526
520625 S/C YARN COMBED FIB<125 DX				4776
520632 MUL/CAB C/Y UCF<D714.29,232.56				166
520634 MUL/CAB C/Y UCF <192.31,125DX		1346		
520635 MUL/CAB C/Y UN-COM F/B<125DX		1599		7186
520645 MUL/CAB C/Y COM FIB<125DX		2239		
520710 C/Y CON>85 % WT OF COT PER-SAL	53	53	1051	1051
521225 OTH W-FAB COT PRINTED>200G/SQM	21	21		36
530129 OTH, FLAX,HACKLED NOT SPUN	5757	45040	26588	68124
530290 OTH,TRUE,HEMP RAW,PROSS N-SPUN	348	348		
530310 JUTE/OTH TEXT BAST FIB RAW/RET	66608	209118	237119	543505
530390 OTH, WASTE OF JUTE&TEXTILE FIB				5573
530500 COCONUT,ABACA RAMIE,RAW/PROCE	15631	25518	32803	40504
530610 SINGLE FLAX YARN	2581	10463	7932	16199
530710 SINGLE,YARN OF JUTE OR OTH FIB	10148	18689	2413	11025
530720 MULTIPLE OR CABLED YARN(RAMIE)	8816	12390	268	268
530810 COIR YARN	4691	10106	3714	6904
531100 WOV FAB OF OTH VEG TEX FIB		39	1124	1124
540110 SEWING THREAD SYTHA FILAMENT	14445	56718	67545	102506
540120 SEWING THREAD ARTIFICIAL FILAM	157000	456918	276172	494605
540211 HIGH TENANCITY YARN OF ARAMIDS	1035	1918	120	120
540219 OTH HIGH TENANCITY NYLON YARN	2750	7290	1291	1291

Contd.

10.11 Imports by Economic Categories (Detail)

(In Thousand Rupees)

Items	Aug., 2016	From July, 2016	Aug., 2015	From July, 2015
540220 HIGH TEN YARN OF POLYESTERS	531	1612	932	2034
540231 FILAMENTS YARN NYLON POLY 50	66726	143051	74103	165638
540232 FILAMENTS YARN NYLON/OTH POLY	48435	72775	17813	25727
540233 FILAMENTS YARN OF POLYESTERS	1223786	2439760	1216558	2276121
540234 TEXTURED YARN OF POLYPROPYLENE	36578	62218	17498	61359
540239 OTH, SYNTHETIC FILAMENTS YARN	13441	31689	14616	46939
540244 OTH YARN SINGLE UN-TWIST/TWIST	382384	838459	333329	866232
540245 ELASTOMERIC YARN OF NYLON	36035	84302	32221	61953
540246 ELASTOMERIC YAR,POLY-PARTIALLY	2511	9105	6232	8392
540247 ELASTOMERIC YARN OF POLYESTERS	554520	950930	364381	617942
540248 O-ELASTOMERIC OF SPANDEX/LYCRA	6035	9218	15782	15782
540249 OTH,YARN,SINGLE,50 TURNS/MTR	7099	17730	5042	30558
540251 OTH S/Y TWIST>50/M NYLON,POLYA	5141	11197	3333	3333
540252 OTH S/Y TWS>50/M OF POLYESTER	66055	118090	29298	54254
540259 OTH S/Y TWS>50M OF OTH POLYEST			187	187
540261 OTH Y-MULTIPLE/CAB NYLON/POLYM	292	1781	4805	6790
540262 OTH Y-MULTI/CAB OF POLYESTER	106295	198691	81702	177721
540269 OTH Y-MULTI/CAB NOT RETAIL SAL	11147	14713	12948	17751
540331 OTH Y/S UN-TWST VISCOSE RAYON	980932	2261908	666031	1369780
540332 OTH Y/S VIS RAY >120TURNS/MTRS	412794	811006	512865	1010146
540333 OTH YARN,SINGLE CELLULOSE ACET	6654	13204		
540339 OTH ARTIF FILAMENT YARN SINGL	96849	241712	74257	152671
540341 OTHER YARN OF VISCOSE RAYON		5463		
540349 OTH ARTI FILAMENT YRN VIS RAYO				67
540411 ELASTOMERIC SYN-MONOFILAMENT			2023	2127
540412 OTH MONOFILAMENT OF POLYPROPYL	2782	2782		2448
540419 OTH SYN MONOFILAMENT OF 67-DEX	17909	30922	18682	35268
540490 OTH SYNTH YARN & SYNTH TEX MAT	25231	34311	32581	44219
540500 ARTIFICIAL MONOFILAMENT67D/MORE	4717	5864		
540834 OTH WOV FAB ART.FIL YARN PRINT	223	223		
550110 SYN FIL TOW NYLON/OOPOLYAMIDES				50
550120 SYN FILAMENT TOW OF POLYESTERS	2960	6094	4822	4822
550130 ACRYLIC OR MODACRYLIC	250183	528682	204205	448510
550190 SYNTHETIC FILAMENT TOW,N.S.			3	3
550200 ARTIFICIAL FILAMENT TOW	267848	464643	279549	752346
550311 SYN STAPL FIB OF NY OF ARAMIDS	7940	16637	10631	15489
550319 OTH SYN STSPL FIB NOT CARD/COM	12503	27867	6260	6260
550320 SYN STA FIB POLYESTER N-CRD/CD	666598	1336144	927495	2001854
550330 SYN STA FIB ACRYLIC N-CRD/COMD	185575	364332	671348	1404466
550340 SYN STAFIB POLYPROPYLENE N-C/C	934	2450	1723	3444
550390 SYN STAPLE FIB NOT CARDED/COMB	10468	20970	18396	39581
550410 ART-STA FIB VIS RAYON N-CRD/CO	2716429	5227180	2860983	5336849
550490 OTH ART STAPLE FIB NOT CARDED	304927	923780	496045	1020250
550510 WASTE SYNTHETIC FIBRES	700	700		689
550520 WASTE ARTIFICIAL FIBRES	37	2074		
550610 SYN STA FIB CRD,COM SPIN NYLON			2828	2828
550620 SYN STA FIB CRD,COM SPN POLYES	25875	58092	3389	31316
550630 ACRYLIC FIBRES CARDED/COMBED	3485	3485		3724
550690 SYNTHETI FIB CARDED/COMBED NS	88	88		
550700 ARTIFI STAPLE FIB CARDED/COM			583	583
550810 SEWING THREAD SYN STAPLE FIBRE	2755	5367	3620	4192
550911 S/Y STA FIB 86% WT NYLON	9674	28089	5653	21028
550912 MULTI CAB YRN SYN FIB NYL 85%W			1831	3711
550921 S/Y SYN STA FIB 85% WT POLYSTR	233597	478345	415968	762570
550922 MULTI STA FIB 85% W POLYESTER	142903	323074	106612	223713
550931 SINGLE YARN85% OR MORE ACRYLIC	9404	21372		33093
550932 MUL/CAB YARN 85% ACRYLIC FIB	18201	72406	66244	135834

Contd.

10.11 Imports by Economic Categories (Detail)

(In Thousand Rupees)

Items	Aug., 2016	From July, 2016	Aug., 2015	From July, 2015
550941 SINGLE YARN 85% WT SYN STA FIB	32723	55370	8224	30222
550942 MUL/CAB YARN SYN STA FIB 85%WT		177		
550951 O/YRN POLYES STA FIB MIX ARTIF	270977	533083	244748	474451
550953 OTH YRN OF POLYESTER MIX COTTN	6126	22450	9687	21839
550959 OTH YRN OF POLY STAPLE FIBRE	47722	66340	34874	91348
550961 O/YRN OF ACRYLIC S-FIB MX WOOL	277	277	93	2342
550962 OTH YARN ACRYLIC MIX COTTON				51
550969 YARN ACRYLIC FIB NOT FOR R-SAL	38565	63410	30032	78057
550999 OTH YARN SYN FIB NOT FOR R-SAL			4603	13732
551011 S/YRN ART STA FIB>85% STAPLE-F	104215	251494	182032	266754
551012 MUL/CAB YARN ART STA FIB>85%W		169		
551030 O/YRN ART STA FIB MIX COT-NRS				6410
551090 O/YRN ATT STA FIB<85%ART ATA-F	26562	30001		144
560290 OTH FELTS,NOT IMPREGNATE,COAT	26724	37177	15362	42721
560311 N-WOVNS, M-MADE FILA>25G/SQM	100242	218069	78114	143281
560312 N-WOV,M-MAD FIL>25G/SQM>70GSQM	99289	221394	75077	184894
560313 N-WOVNS,M-MAD FIL>70G/SQM>150G	41703	56825	30150	78187
560314 N-WOV,M-MAD FLAME WT>150G/SQM	19286	36991	21860	35887
560391 OTH NONWOVENS, WT>25 G/SQM	503	1785		
560392 OTH N-WOV,WT>25G/SQM>70 G/SQM	2044	3342	5354	11210
560393 OTH,NON WOVEN>70G/SQM>150G/SQM	4214	8818	4777	10194
560394 OTH,N-WOVEN WEIGHING>150G/SQM	270788	541284	126019	317663
560410 RUBBER THREA AND CORD,TEX COVE	3161	3611	24	46
560490 OTHER,TEXTILE COVERED MATERIAL	5152	12284	5669	20347
581099 OTH TEXTILE MATERIAL.	237	237	2096	2406
581100 QUILTED TEXTILE PRODUCT PIECE.	10426	14024	6501	7856
590110 TEX FAB.GUM COATED/AMYLAC,SUBS		190	288	288
590290 OTH,TYRE CORD FAB YARN VIS-RYN				1036
590310 TEX.FAB.IMP,COV/LMTD PICAL.	208642	363164	110202	277806
590320 TEX.FAB IMP,COATED,POLYURETHAN	146450	262325	174223	308737
590490 OTH FLOOR COVERINGS, LINOLEUM				51
590610 ADHESIVE TAPE < 20 CM	8397	10264	522	2328
590691 RUBBERISED TEX FAB,KNIT/CROCH			308	308
590699 OTHER,RUBBERISED TEX FAB,N.S	5158	8055	7878	18459
590700 TEXTILE FABRICS O/W IMPG/COATD	44210	67089	20778	43573
630800 SETS OF WOVEN FABRICS AND YARN		90	97	188
630900 WORN CLOTHING&OTH WORN ARTICLE	1679645	2940853	1092166	2168177
631010 USED&NEW RAGS,SCRAP,TWINE,ETC			119	135
640590 OTHER FOOTWEAR	44545	50306	49596	75275
640610 OTH PARTS OF FOOTWEAR N.S.	22859	60932	20639	50614
640620 OUTER SOLE/HEEL OF RUB/PLASTIC	23639	30039	29166	34027
640690 PARTS OF FOOTWEAR/OTH MATERIAL	3516	7989	1581	3234
700800 MUL-WALLED INSULATE UNIT GLASS	19440	19842	6100	7043
700910 REAR VIEW MIRRORS FOR VEHICLES	8612	14208	8083	14261
700991 UNFRAMED GLASS MIRRORS	46197	93782	45299	104335
701399 O-GLASSWARE INDOOR DECORATION	162877	325891	177557	340735
701890 OTH GLASS ART O/T IMI-JEWELERY	6698	13618	13047	22820
701911 SILVER/ROVINGYARN C/STAND=50MM	176	517	499	518
701912 ROVINGS	8408	20301	3743	25339
702000 OTH ARTICLES OF GLASS	9932	14575	4537	8900
710310 UN-WORKED/SIMPLY SAWN PRE-STON	1111	1111	888	888
710399 OTH SEMI/PRE STONES WORKED N.S			46	627
710691 SILVER UNWROUGHT	21	21	25161	25161
710692 SEMI-MANUFACTURED SILVER	5113	12571		506
730890 OTH STRUCTURE OF IRON OR STEEL	1844802	3460818	479981	814678
730900 RESERVATORS,TANKS,VATS SIMICONT	100309	107782	1981	28350
731010 TANKS,CASKS,DRUMS,CANS,BOX>50	454	1851	270	3571

Contd.

10.11 Imports by Economic Categories (Detail)

(In Thousand Rupees)

Items	Aug., 2016	From July, 2016	Aug., 2015	From July, 2015
731021 CAN,CLOSED BY SOLD/CIMP CAP<50	2439	4372	12798	18746
731029 OTH TANK,CASK,DRUM,BOX CAP<50	52967	98388	26550	57970
761090 ALUM STRUCTURE & PARTS N.E.S.	56758	99991	20850	45002
761210 COLLAPSIBLE TUBULAR CONTA ALUM	3104	7466	617	4020
761290 OTH CASKS,DRUM,CAN,BOXES ALUMI	98340	313200	179968	313388
890800 VESSELS&F-STRU FOR BREAKING UP	2875534	3765577	1588981	2103067
900110 OPTICAL FIB,OPTI FIB BUNDLES	33230	75413	48591	115853
900120 SHEET,PLATE OF POLARISING MATE			56	56
900130 CONTACT LENSES.	552	3166	895	1939
900140 SPECTACLE LENSES OF GLASS.	3085	5714	3994	8505
900150 SPECTACLE LENSES OTH MATERIAL	2510	4740	2387	3903
900190 OTH LENSES, PRISMS, MIRRORS	377	584	2911	4980
900211 OBJETIVE LENSE CAMRA/PROJECTOR	833	4104	1516	1681
900219 OTHER OBJECTIVE LENSES.	650	1765	4613	6253
900220 FILTERS FOR OBJECTIVE LENSES			23	226
900290 OTH,MOUNTED OPTICAL ELEMENTS	5435	5722	299	931
900311 FRAMS,MOUNTINGS OF PLASTICS	378	560	289	573
900319 FRAM,MOUNTING OF OTH MATERIAL	8680	14773	5433	12735
900390 PART FOR FRAMES&MOUNT SPECATLE	198	458	37	37
900410 SPECTACLES,GOGGLES SUNGLASSES	23309	52037	12815	38790
900590 PARTS/ACCESSORIE OF BINOCULARS	184	457		23
900610 CAMERA FOR PREPARE PRINT PLATE			224	224
900630 CAMERA USED IN UNDERWATE SURVY		1319		
900659 OTH CAMERA PHOTOGRAPHIC	287	287	57	70
900661 DISCHARGE LAM FLASHLIGHT APPAR			164	454
900669 OTH PH-GRAPHIC FLASHLIGHT APPA	533	578	208	208
900691 PARTS,ACCE PHOTOGRAPHIC CAMERA	922	1405	1283	2128
B. CAPITAL GOODS TOTAL	34815019	67225042	35079181*	67926699
250100 SALT/PURE SODIUM CHLORIDE	2880	6959	6009	8586
250300 SULPHUR OF ALL KINDS	65173	94273	132073	157443
250410 NATURAL GRAPHITE OF ALL KINDS	9607	22615	6040	19339
250490 OTHER,NATURAL GRAPHITE	27	65		
250510 SILICA SANDS AND QUARTZ SANDS	2562	3085	2527	2527
250590 OTHER NATURAL SANDS	1144	2562	456	1523
250610 QUARTZ (OT NATURAL SANDS)	467	491	1008	1457
250620 QUARTZITE ROUGHLY TRIMMED		254		
250700 KAOLIN & OTH KAOLIN CLAYS	62944	129051	64369	133133
250810 BENTONITE	4137	12341	5001	5273
250830 FIRE-CLAY	677	843		854
250840 OTHER CLAYS	20745	34726	598	8253
250900 CHALK	8912	11528	11247	18836
251110 NATURAL BARIUM SULPHATE	2442	3746	1370	4354
251200 SILICEOUS FOSSIL MEALS	4291	4291		1118
251310 PUMIC STONE W/NOT HEAT TREATED	15569	25366	11728	21034
251320 EMERY,NATURAL CORUNDUM,GARNET	7035	7976	3112	7610
251400 SLATE,WHET/NOT ROUGHLY TRIMED	384	763		
251511 MARBLE/TRAVERTINE,CRUDE ROUGH	2199	2565	47708	51806
251512 MARBLE,TRAVERTINE,MERELY CUT	826	3932	574	574
251611 GRANITE,CRUDE/ROUGHLY TRIMMED	1765	6176	3364	5230
251612 GRANITE,MERELY CUT,BY SAWING	498	833		
251620 SANDSTONE,CRUDE/ROUGHLY TRIMED	1068	1068		
251710 PEBBLES,GRAVEL/CRUSH STONE ETC	385	469	20	20
251741 GRANULES,CHIP & POWDER,MARBLE	4731	5006		
251749 OTH GRANULE,CHIPPING & POWDER	5377	8724	6544	6544

Contd.

10.11 Imports by Economic Categories (Detail)

(In Thousand Rupees)

Items	Aug., 2016	From July, 2016	Aug., 2015	From July, 2015
251830 DOLOMITE RAMMING MAX		1472		
251910 NAT.MAG.CARBONATE (MAGNESITE)	154	154		1153
251990 OTH FUSED MAGNESIA,DEAD BURNED	17814	33840	8147	22145
252010 GYPSUM; ANHYDRITE	4522	7923	8513	10560
252020 PLASTERS OF CALCINED GYPSUM	271	1740	399	1871
252100 LIMESTONE FLUX;LIMESTON CEMENT	18	81	509	509
252210 QUICKLIME		614	446	446
252220 SLAKED LIME	612	1740	485	1686
252310 CEMENT CLINKERS	11319	64129	6413	11101
252329 OTHER PORTLAND CEMENT	26835	109443	115368	121937
252330 ALUMINOUS CEMENT(CEMENT FONDU)	2049	2049		176
252390 OTHER HYDRAULIC CEMENTS	20291	58994	33252	58398
252490 OTHER ASBESTOS	31005	46434	36619	39151
252520 MICA POWDER		530	22	22
252610 NATURAL STEATITE,NOT CRUSHED	134450	136091	4341	7561
252620 NATURAL STEATITE,CRUSH/POWDER	1711	3858	4247	6810
252800 NATURAL BORATES & CONCENTRATES			123	123
252910 FELDSPAR	50	1978		
252921 FLUORSPAR<97% CALCIUM FLORIDE			37	37
252922 FLUORSPAR>97% CALCIUM FLORIDE		3164		112
252930 LEUCITE;NEPHELINE,NEPH SYENITE			329	329
253010 VERMICULITE,PERLITE CHLORITES		69	561	561
253090 OTHER,MINERAL SUBSTANCES	28852	63361	40841	72645
260111 IRON ORES,CONCEN,NON-AGGLOMERT				142300
260700 LEAD ORES AND CONCENTRATES	1108	1385	1044	2082
260800 ZINC ORES AND CONCENTRATES			3662	3662
261000 CHROMIUM ORES AND CONCENTRATES	1840	1840		
261400 TITANIUM ORES & CONCENTRATES	7270	7270	4068	10484
261590 OTH NIOBIUM,TANTALUM,VANAD ORE				156
261800 GRANULATED SLAG M/G IRON,STEEL	26752	72485	80766	108535
261900 SLAG,DROSS OTH WASTE,IRN/STL		1157	5914	6373
262011 HARD ZINC SPILT MAINLY OF ZINC	536	536	1381	2223
262019 OTH,ASH&RESIDUE C/MAINLY ZINC				548
262040 ASH&RESIDUE MAINLY OF ALUMNIUM		266	297	741
262190 OTH SLAG &ASH,RESIDUES M-WAST	870	870		
270111 ANTHRACITE NOT AGGLOMERATED		182		2663
270112 BITUMINOUS COAL,NOT AGGLOMERAT	3596934	6357331		
270119 OTHER COAL,NOT AGGLOMERATED	1676530	3462906	5561006	9740200
270120 BRIQUETTES SIMILAR SOLID FUEL				64
270210 LIGNITE NOT AGGLOMERATED				1951
270300 PEAT INCLPEAT LITTER	8974	12224	2877	4520
270400 COKE/SEMI OF COAL,RETORT CARBN	308092	587848	275421	436631
270500 COAL GAS,WATER GAS,SIMILAR GAS			190	190
270720 TOLUOLE (TOLUENE)				2328
270730 XYLOLE (XYLENES)	153772	316854	150556	311399
270750 OTH STOCK FOR CARBON BLACK	4707	11901	28757	33730
270799 OTH OIL /PROD DISTLION COALTAR	30235	79321	36752	112061
271019 KEROSENE,INCL KER.TY. JET FUEL	1194421	2546547	1711127	2708719
271129 OTH GAS HYDROCARBON GAS STATE	1000	1887	103	103
271210 PETROLEUM JELLY	36273	55856	182834	216211
271220 PARAFIN/WAX,CONT WT<0.75%OIL	25733	37083	18688	70660
271390 OTH RESIDUE PETROLEUM BITUMEN			2998	2998
271500 BITUMEN MIXTURES,NATURAL	6246	8431	4581	13746
271600 ELECTRICAL ENERGY	1008402	2203451		
280120 IODINE	662	19969		22920
280200 SULPHUR,SUB/PRE COLLI.SULPHER	302	302		410
280300 CARBON(INCL CARBON BLACK)NES	175370	523116	168737	358577

Contd.

10.11 Imports by Economic Categories (Detail)

(In Thousand Rupees)

Items	Aug., 2016	From July, 2016	Aug., 2015	From July, 2015
280410 HYDROGEN.	298	654	444	473
280421 ARGON	5174	7257	2991	9395
280429 OTHER, RARE GASES.	8860	14255	15552	22161
280430 NITROGEN	145	145	1890	2408
280440 OXYGEN			219	982
280461 SILICON CON & 99.99% BY WEIGHT			4830	4830
280469 OTHER SILICON	2118	3782	4334	7619
280470 PHOSPHORUS		10865	2080	8654
280490 SELENIUM	6506	14186	1265	11701
280512 CALCIUM	746	746		
280519 OTHER ALKALI METALS	3796	8835	144	17103
280540 MERCURY	6037	6037		2282
280610 HYDROGEN CHLORIDE (HCL ACID)		116		7571
280700 SULPHURIC ACID; OLEUM		845	81	81
280800 NITRIC ACID;SULPHONITRIC ACIDS	5949	14575	2620	9601
280910 DIPHOSPHORUS PENTAOXIDE		1766	210	1249
280920 PHOSPHORIC/POLPHOSPHORIC ACIDS	2182628	4303721	2427075	5212949
281000 OXIDES OF BORON;BORIC ACIDS	18246	37307	25558	53468
281111 HYDROGEN FLUORIDE	533	1645	1433	2512
281119 OTHER INORGANIC ACIDS.	17842	22856	313	18606
281121 CARBON DIOXIDE	31257	73072		358
281122 SILICON DIOXIDE (SILICA)	45468	112744	54191	126505
281129 OTH INORGANIC OXYGEN COMPOUNDS	1285	6719	3130	5550
281210 CHLORIDES AND CHLORIDE OXIDES			24	24
281290 OTH HALIDE/HALIDE OXIDES	3	320	569	569
281390 OTH SUPHIDE OF NON-METALS	2638	2638	2741	2741
281410 ANHYDROUS AMMONIA	452	452		
281420 AMMONIA IN AQUEOUS SOLUTION	2063	4048	939	3679
281511 SODIUM HYDROXIDE SOLID	8748	23102	11333	20819
281512 SODIUM HYDROXIDE AQUEOUS SOL	12	1006	37	37
281520 POTASSIUM HYDROXIDE (CAUSTIC)	45579	69760	12100	38323
281610 HYDROXIDE/PEROXIDE OF MAGNESUM	3841	13550	2202	15183
281640 STRONTIUM,OXIDE,H-OXIDE,PEROXI		1979		
281700 ZINC OXIDE;ZINC PEROXIDE	16304	40496	27850	53755
281810 ARTIFICIAL CORUNDUM NOT DEFIN	5084	6802	3088	9870
281820 ALUMINIUM OXIDE O/T ARTIFICIAL	19050	32887	21950	42517
281830 ALUMINIUM HYDROXIDE	53963	81255	26124	64039
281910 CHROMIUM TRIOXIDE	5441	5441	17669	34060
281990 OTH,CHROMIUM OXIDES&HYDROXIDE	135	2738		1857
282010 MANGANESE DIOXIDE	1491	1491		
282090 OTHER, MANGANESE OXIDES	954	11518		
282110 IRON OXIDES AND HYDROXIDES	67852	112535	51931	103223
282120 EARTH COLOURS				56
282200 COBALT OXIDE & HYDROXIDE	8231	15169	1896	10753
282300 TITANIUM OXIDES.	21727	28454	23286	47261
282410 LEAD MONOXIDE(LITHARGE,MASICOT	543	543		10639
282510 HYDRAZINE,YDROXYLAMINE SALT	3518	7052	10931	15537
282520 LITHIUM OXIDE AND HYDROXIDE				3945
282530 VANADIUM OXIDES AND HYDROXIDES			161	206
282540 NICKEL OXIDES AND HYDROXIDES	2374	2374		
282580 ANTIMONY OXIDES	460	1084		17603
282590 OTH INORGANIC BASE/METAL OXIDE	2392	4409	622	1812
282619 OTHER, FLOURIDES	606	3040	585	1014
282690 OTHER,COMPLEX FLUORINE SALTS			96	4376
282710 AMMONIUM CHLORIDE	4765	10695	5893	9998
282720 CALCIUM CHLORIDE	9255	17662	13012	31885
282731 CHLORIDES OF MAGNESIUM	1804	3224	7157	9187

Contd.

10.11 Imports by Economic Categories (Detail)

(In Thousand Rupees)

Items	Aug., 2016	From July, 2016	Aug., 2015	From July, 2015
282732 CHLORIDES OF ALUMINIUM				1501
282735 CHLORIDES OF NICKEL	2091	7087	3527	6690
282739 OTHER CHLORIDES:	5780	15601	6190	29149
282741 CHLORIDE OXIDE/HYDROXIDE COPER		73		
282749 OTH CHLORIDE OXIDE/HYDROXIDES	81	81		
282751 SODIUM POTASIUM BROMOMIDES		246		301
282759 OTH BROMIDE/BROMIDE OXIDE	6763	110365		5737
282760 IODIDES AND IODIDE OXIDES	110	534	6040	6517
282810 COM CAL HYP (BLEACHING POWDER)		85		
282890 OTH HYPOCHLORITES/HYPOBROMITES	13701	14723	9547	11204
282911 CHLORATES OF SODIUM				2614
282919 OTH CHLORATES/PERCHLORATES	53789	79166	27007	69567
282990 OTH BROMATES/PERBROMATE/IODATE	533	538	3045	26021
283010 SODIUM SULPHIDES	83537	176104	80323	169896
283090 OTH, SULPHIDES, POLYSULPHIDES			22	22
283110 SODIUM DITHIONITE,SULPHOXYLATE	67021	157666	110661	196738
283190 OTH DITHIONITE & SULPHOXYLATE	60030	203526	39843	186830
283210 SODIUM SULPHITES(NEUTRAL)	19784	46986	28854	70166
283220 OTHER SULPHITES	6609	6959		113
283230 THIOSULPHATES	691	1897	1528	1528
283311 DISODIUM SULPHATE	147851	269988	102669	276646
283319 OTHER SODIUM SULPHATES	4661	7459	390	1051
283321 MAGNESIUM SULPHATE(EPSOM SLATE)	1882	5780	4049	8597
283322 SULPHATES OF ALUMUNIUM	9735	12585	2200	9155
283324 SULPHATES OF NICKLE	8081	17353	4063	10224
283325 SULPHATES OF COPPER	22572	31289	13320	19675
283327 SULPHATES OF BARIUM	4218	9071	4273	8099
283329 OTHER SULPHATES	97727	238300	142108	291403
283340 PEROXOSULPHATES(PERSULPHATES)	11992	18883	5792	9003
283410 NITRITES	15257	20727	3248	4544
283421 NITRATES OF POTASSIUM	563	11139	2188	21800
283429 OTHER, NITRATES	3108	9368	5396	9835
283510 PHOSPHINATES & PHOSPHONATES		1040	470	606
283522 PHOSPHATES OF MONO-OR DISODIUM	15427	29052	9630	28033
283524 PHOSPHATES OF POTASSIUM	3109	5862	1537	1732
283525 CALCIUM HYDROGEN-ORTHOPHOSPHAT	114322	202464	33260	118935
283526 OTH CALCIUM PHOSPHATE (PURE)	46258	50851	7178	15736
283529 OTHER, PHOSPHATES	2955	3987	2830	5895
283531 SODIUM TRIPHOSPHATE	87360	134586	33417	93007
283539 OTHER, POLYPHOSPHATES	14659	33032	17343	39632
283620 DISODIUM CARBONATE NATURAL	201220	325564	68847	128864
283630 SODIUM HYDROGEN CARBONATE	13241	34837	21356	43748
283640 POTASSIUM CARBONATE	7224	27429	15561	24994
283650 CALCIUM CARBONATE	13384	23730	15851	30840
283660 BARIUM CARBONATE	2591	10137	48713	73316
283699 OTHER, CARBONATES	45204	125475	21054	57070
283711 CYANIDES OF SODIUM			19026	19026
283719 OTH CYANIDE/OXIDES	597	597		76
283720 COMPLEX CYANIDES		64	67	67
283911 SODIUM METASILICATES	1440	3676	4039	6986
283919 OTHER, SILICATES	1611	3164	900	2530
283990 OTHER, METAL SILICATE	2112	6363	5027	12173
284011 SODIUM TETRABORATE ANHYDROUS			24	24
284019 OTH DISODIUM TETRABORAT(REFINE)	38310	49738	24095	50600
284020 OTHER, BORATES		14836	107	12255
284130 SODIUM DICHROMATE	13563	13563	22575	53485
284150 OTH CHROMATE DI/PER CHROMATES	45	38700	943	1046

Contd.

10.11 Imports by Economic Categories (Detail)

(In Thousand Rupees)

Items	Aug., 2016	From July, 2016	Aug., 2015	From July, 2015
284161 POTASSIUM PERMANGANATE	5266	9937	5001	12915
284170 MOLYBDATES	56	307	57	647
284190 OTH,SALT OXOMETALIC/PEROX ACID	395	395	547	4658
284210 DOUBLE OR COMPLEX SILICATES.	16088	45060	15954	34683
284290 OTHER SALTS OF INORGANIC ACIDS	3555	8237	2857	73524
284321 SILVER NITRATE.	141	141	29	442
284329 OTHER,SILVER COMPOUNDS		565	51	442
284390 OTHER COMPOUNDS,AMALGAMS	3690	3922	35	35
284410 NATURAL URANIUM,ITS COMP ALLOY				101
284440 RADIOACTIVE EL/ISOTOP COMP ALY	18876	28622	14692	21660
284590 OTH ISOTOPES & THEIR COMPOUNDS	1046	1046		602
284610 CERIUM COMPOUNDS.	229	1357	474	474
284690 OTH RARE EARTH METAL COMPOUNDS		3002	6	2443
284700 HYDROGEN PEROXIDE SO-WITH UREA	91853	126707	14253	41726
284910 CALCIUM CARBIDES	14579	101404	40843	187067
284920 SILICON CARBIDE	2711	6660	136	5372
284990 OTHER CARBIDE			2	2
285000 HYDRIDE,NITRIDE,AZIDE,BRMD ETC	295	295	2676	2676
285210 INORG/ORGANIC COMP OF MERCURY	560	3764	424	1613
285290 OTH INORG/ORGANIC COMP-MERCURY	11157	11157		
285300 OTH INORGANIC COPM AMALGAMS	1144	1291	844	1045
290899 OTH SULPHONATED DER OF PHENOLS	4562	15100	3803	15067
290911 DIETHYL ETHER		190		
290919 OTHER, ACYCLIC ETHER	3522	4906	1428	4182
290920 CYCLANIC,CYC ETHER HALOGEN DER	85	405	63	63
290930 AROMATIC ETHER HALOGEN SULPH'T	8497	12240	9052	14713
290941 2,2-OXYDIETHANOL(DIETHYL GLYCL	110785	219085	76775	131477
290943 MONOBUTYL ETHER,ETHYLEN GLYCOL	3177	15315	19844	37733
290944 MONOALKYL ETHER,ETHYLEN,GLYCOL	21723	69263	14016	35214
290949 OTH,ETHERS THEIR DERIVATIVES	22982	43978	33902	66784
290950 ETHER-PHENOLS,ETHERALCH PHENOL	323	11640	2757	4981
290960 ALCH PEROXID,ETH PEROXID,KETON	25031	41145	35884	46083
291010 OXIRANE (ETHYLENE OXIDE)			64	1913
291030 1-CHLORO-2,3-EPOXYPROPANE	8539	15538	3896	9248
291090 OTH,EPOXIDE,EPOXYALCH,EPOXYPHL			98	681
291100 ACETAL HEM/ACETAL,OXYFUNC HEL	343	2856	188	188
291211 METHANE WITHOUT OTH OXYGN FUNC		2153	923	923
291219 OTH,ACYCLIC ALDEHYD W/O OTHOXY	16372	22887	16622	31855
291221 BENZALDEHYDE W/O OTH OXY FUNC	95	95		
291229 OTH CYCLIC ALDEHYD W/O OXY FUN	1061	6229	1840	3804
291241 VANILLIN(4-HYDROXY-3-METHOXYBZ	5917	10033	1725	9101
291242 ETHYLVANILIN(3-ETHOXY-4HYDROXY	1037	1037	2559	4054
291249 OTH ALDEHYDE-ETHER/PHENOL/OXYG	448	1025	161	161
291260 PARAFORMALDEHYDE	1065	4310	7009	13451
291300 HALOGEN,SULPHONAT,NITRAT DERV	22	30	4	4
291411 ACETONE	6980	10145	6680	19800
291412 BUTANONE(METHYL ETHYL KETONE)	14882	27150	64781	87259
291413 4-METHYLPENTAN-2-ONE	238	436	2117	4838
291419 OTH,ACYCLIC KETONE W-OUT OXY-F	378	434	203	321
291422 CYCLOHEXANONE,METHYLCYCLOHEXON	17136	21966	15068	31665
291423 IONONES AND METHYLIONONES		4364		140
291429 OTH,CYCLANIC ETC W/O OTHOXYGN	220	5456	523	3060
291439 OTH,AROMATIC KETONE W/O OXYGEN	707	1817	158	265
291440 KETONE-ALCOHOL KETONE-ALDEHYDE	7428	9192	2000	14242
291450 KETONE-PHENOL/KETONE W/O OXYGN	2584	2613	1014	6979
291469 OTHER QUINONES	11125	12578	5500	12546
291470 HALGENATDED,SULPHONATED,DERIVA	31	787	8	8

Contd.

10.11 Imports by Economic Categories (Detail)

(In Thousand Rupees)

Items	Aug., 2016	From July, 2016	Aug., 2015	From July, 2015
291899 OTH INDREDIENTS FOR PESTICIDES	47517	81082	31698	80126
291990 OTH PHOSPHORIC ESTER/SALT/DERI	13445	21961	5535	8794
292019 OTH THIOPHOSPHORICESTERS, DERI	73	73		
292090 OTH ESTER OTH INORGANIC ACID	9574	20972	4557	40895
292111 METHYLAMINE,DI/TRI & ITS SALT	3747	7307	9726	12334
292119 OTH ACYCLIC MONOAMIN/DERV/SALT	7209	9999	5391	8532
292121 ETHYLENEDIAMINE AND ITS SALTS	13839	18150	2063	14165
292122 HEXAMETHYLENEDIAMINE/ITS SALTS		3657		
292129 OTH ACYCLIC POLYAMIN/DERV/SALT	7340	13898	1571	1618
292130 CY-CLANIC,LENIC LOTERPENI/SALT	9867	21081	7009	9349
292141 ANILINE AND ITS SALTS	192	2999	513	1053
292142 ANILINE DERIVATIVES/ITS SALT	22951	50676	20848	47876
292143 TOLUIDINE/ITS DERIVATIV/SALT	709	709	239	12717
292145 1,2-NAPHTHYAMINE/ITS DERIVATE	883	7754	1969	15172
292149 OTH,AROMATIC MONOAMIN DER/SALT	169226	212006	27288	67524
292151 O,M,P-PHENYLENE,DIAMINE SALT	21768	80443	15917	38629
292159 OTH AROMATIC POLYAMIN DER/SALT	1106	4276	14274	24591
292211 MONOETHANOLAMINE AND ITS SALTS	8601	18931	2413	7181
292212 DIETHANOLAMINE AND ITS SALTS	4749	7166	12735	27870
292213 TRIETHANOLAMINE AND ITS SALTS	23712	31670	10358	12851
292219 OTH AMINO-ALCH ETHER/ESTR/SALT	93754	223543	72157	153116
292221 AMINOHYDROXYNEPHLENE ACID/SALT	16178	59596	29314	60638
292229 OTH AMINO NAPTHOL/PHENOL ETHER	108045	183777	20443	82851
292239 OTH AMINO ALDEHYDES	186	4115	17441	19664
292241 LYSINE/ITS ESTER SALT THEREOF	101670	202524	236161	466071
292242 GLUTAMIC ACID AND ITS SALTS	258839	476588	192937	455796
292249 OTH AMINOACID/ESTER O/T OXYFUN	324931	641905	304390	585120
292250 AMINO-ALCHL/ACIDPHENOL/IT COMP	80777	184557	58968	190007
292310 CHOLINE AND ITS SALTS	1966	3452	4952	5239
292320 LECITHIN/OTH PHOSPHOAMINOLIPID	6970	25792	13969	28554
292390 OTH QU-AMMONIUM SALT/HYDROXID	26027	98437	57792	88816
292419 OTH AMIDE COMP,CARBONIC ACID	70513	104800	81523	168371
292421 UREINES/DERIV/SALT THEREOF	1084	4050	4992	12128
292429 OTH CYCLIC AMIDE DERIV/SALTS	179012	355310	143645	305898
292511 SACCHARIN AND ITS SALTS	28472	41851	18623	51247
292519 OTH IMIDE/DERIV/SALT THROF	293	513		
292529 DIPHENYL-GUANIDINE	58423	111008	100129	116698
292610 ACRYLONITRILE	10121	10121	5524	5550
292620 1-CYANOQUANIDINE(DICYANDIAMIDE	4073	5196	11545	13523
292690 OTH,NITRILE-FUNCTION COMPOUNDS	1023321	2388673	875143	2101983
292700 DIAZO-,AZO-/AZOXY-COMPOUNDS	30296	57138	19616	45486
292800 ORGANIC DERV,HYDRAZIN/HYDOXY	6250	12737	5592	12405
292910 ISOCYANATES W-NITROGEN FUNCTIO	425635	551494	141659	289412
350790 OTH ENZYMES/PREP ENZYMES	308896	523166	239801	436233
381590 OTHER CATALYTIC PREPARATIONS	39751	74966	43457	65574
401039 TRANS SYS.BELT OTH 150-198 CM	26201	33839	18850	28363
401110 NEW PNEUM TYRES FOR MOTOR CARS	481561	956709	191241	463216
401120 NEW PNEUM TYRES FOR BUS/LORRY	3131768	5216530	2668380	5285652
401130 NEW PNEUM TYRES RUB AIRCRAFTS	38688	59569	37857	69010
401140 NEW PNEUM TYRE RUBB MOTORCYCLE	6659	7480	3503	12115
401150 NEW PNEUM TYRE RUBB BICYCLES	3587	4143	3712	6744
401161 TYRE AGRICULTURE VEH/MACHINE	197111	325214	163359	339145
401162 TYRE INDUSTRIAL VEH=61 CMS			866	866
401169 OTHER TYRE HERRING BONE	431	1005	1564	1564
401192 OTHER TYRE AGRICULTURE/MACH		824	2419	2419
401193 OTH TYRE INDUSTRIAL VEH=61 CM	3326	6765	3583	5813
401194 OTH TYRE INDUSTRIAL VEH>61 CM	21	1854		2667

Contd.

10.11 Imports by Economic Categories (Detail)

(In Thousand Rupees)

Items	Aug., 2016	From July, 2016	Aug., 2015	From July, 2015
401199 OTH TYRE NEW PNEUMATIC RUBBER	99282	216088	81488	155453
401211 RETREATED TYRES FOR MOTORCARS			188	188
401213 RETREATED TYRE FOR AIRCRAFTS			528	7048
401219 OTHER RETREATED TYRE OF RUBBER		1242	156	156
401220 USED PNEUMATIC TYRES OF RUBBER			14	91
401290 OTH USED PNEUMATIC TYRE RUBBER	1059	8086	6713	12620
401310 INNER TUBES,OF MOTOR CAR/BUSES	18441	46671	14558	39588
401320 INNER TUBES FOR BICYCLES	4366	5535	3571	5904
420340 OTHER CLOTHING ACCESSORIES	12858	17885	11782	19130
440290 OTH WOOD CHARCOAL NOT AGGLOMER	571	571	25	1280
440500 WOOD WOOL;WOOD FLOUR.	3509	4673		
440690 OTH RAILWAY SLEEPERS OF WOOD	840	840		
440710 CONIFEROUS WOOD SPECI SAW/CHIP			745	12308
440725 TROPICAL WOOD DARK RED MERANTI	10826	18439	35970	52355
440726 TROPICAL WOOD WHITE LAUAN ECC	26638	36274	19753	47684
440727 SAPELLI		2763		
440729 OTH TROPICAL WOOD NON-CONF SAW	369118	744154	371699	674641
440791 OAK WOOD,SWAN/CHIPPED LEN WISE			5969	6229
440792 BEECH WOOD SWAN/CHIPPED L/WISE	10610	16606	3478	3478
440794 OTH TROPICAL WOOD OF CHERRY			330	330
440795 OTH TROPICAL WOOD OF ASH	43530	119660	70045	132674
440890 OTH.LAMINAT WOOD SAWN.SLICED6M	15885	21783	13546	13731
440921 WOOD NON-CONIFEROUS OF BAMBOO	307	1157	28	419
441700 TOOLS/BODIES/HANDLE OF WOOD	2271	3737		63
441810 WINDOWS FRENCH WINDOWS & FRAME	593	593		
441820 DOORS FRAMES AND THERSHOLDS	15831	20753	10983	54063
441840 SHUTTERING FOR CONCRETE C/WORK		78		
441871 ASSE FLOOR PANEL(MOASIC FLOOR)		8		
441879 OTH ASSEMBLED FLOORING PANELS	310	1204		32172
551694 W-FAB ART FIB<85%WT O/FIB PTIN	202546	450564	135085	350418
560121 OTH ARTICLES OF COTTON WADDING	234	419	953	1362
560122 OTH WADDING OF MAN-MADE FIBRES		40	920	1326
560129 OTHER, WADDING ARTICLES	1279	4940	5108	7600
560600 GIMPED YARN,AND STRIP AND LIVE	17576	54184	98544	156508
560721 BINDER/BALER TWINE OF SISAL	1819	3871		1587
560729 OTH,TWINE,CORDAGE,ROPE&CABLE	4559	7256	2114	3685
560741 BINDER/BALER TWINE OF POLYTHNE	3667	6411	608	2280
560749 OTH TWINE,CORDAGE,ROP,CAB POLY	14551	34445	6994	10425
560750 TWINE,CORDAGE,ROPE,OTH SYN FIB	1766	10260	6419	12199
560790 OTH,TWINE,CORDAGE,ROPE & CABLE	13739	17418	7789	20723
560811 FISHING NETS MAN-MADE TEX MAT	33516	65001	75542	101547
560819 OTH, MADE UP NETS OF TEX MAT	14114	24488	19869	33181
560890 OTH,NOTTED NETS/NETTING ROPE	2750	5450	3303	5054
591000 TRANSMISON CONYOR BELT TEX MAT	8056	14987	11692	32457
591110 TEX FAB,FELT & FELT-LINED FAB.	19700	41176	13088	19736
591120 BOLTING CLOTH,WHET/NOT MADE UP	1461	7918	2177	4527
591131 TEX FAB & FELTS,< 650G/SQM .	4866	11356	12206	23293
591132 TEX FAB & FELTS,>O650G/SQM .	13732	50371	21604	32514
591140 STRAINING CLOTH USEDOIL PRESS	421	1363	893	893
670490 WIGS,BEARD,EYE-BROW OF OTH MAT			44	614
680100 ARTICLE OF STONE PLAS CEMET		1102		
680221 OTH MONUMENTAL BUILD STONE/ART	29120	59095	22465	54836
680223 GRANITE	95127	177975	108131	251064
680229 OTHER STONE			21	137
680291 OTH MARBL TRAVERTIN&ALABASTER	2805	5746	178	6070
680293 OTHER GRANITE	12523	23032	4165	4923
680299 OTHER STONE	10361	13189	263	1220

Contd.

10.11 Imports by Economic Categories (Detail)

(In Thousand Rupees)

Items	Aug., 2016	From July, 2016	Aug., 2015	From July, 2015
680690 OTH ARTICLE OF HEAT INSULATING	3271	4413	8139	12044
680710 ARTICLE OF ASPHALT IN ROLL	2739	6103	784	2372
680790 OTH ARTICLE OF ASPHALT MATERL		33		
681099 OTH ARTICLE OF CEMENT		606	1133	2711
681181 CORRUGATED SHT NOT CON ASBESTO		2315		
681182 O-SHT,PANEL,TILES,NOT CON ASBE	14005	22401	3147	23826
681599 OTH ARTICLE OF STONE OTH MINRL	12496	16412	1488	4845
690100 BRICK , TILE OF SILI FOSSIL	29	52	763	3307
690210 REF BRICK,TILE>50%MG,CA	68679	142560	129988	179533
690220 CERAMIC>50%SILICA,ALUM	24538	57674	19168	28994
690390 OTH REFRECTORY CERAMIC GOODS	31295	44113	17613	27025
690490 OTH C/FLOORING BLOCKS F/TILE	1488	1565		226
690510 ROOFING TILES				4123
690590 OTH CHIMNEY-POTS,COWLS,ETC.	363	7964		
690600 CERAMIC PIPES CONDUITS&FITING				
690710 TILES CUBES ETC W/N RECT<7CM	188	188	10121	12963
690790 OTH,UNGLAZED CERAMICS	383162	793753	630518	810178
690810 TILES CUBES AND SIMILAR ARTICL	252	427	7437	15202
691490 OTH CERAMIC ARTICLES O/TH PORN	32449	34338	1046	9175
700100 CULLET AND OTH WAST&SCRAP,GLAS			1764	1902
700210 BALLS IN GLASS UNWORKED	9936	10012	1556	2106
700232 TUBE OF OTH GLASS UNWORKED	406	406		134
700239 OTHER, TUBES IN GLASS	56340	81148	29111	73658
700312 NON-WIRED SHEETS COLOURED,FLAS	5906	12817	8029	17617
700319 OTH NON WIRED SHEETS OF GLASS	3929	9951	4343	9545
700320 WIRED SHEETS GLASS			3902	3902
700330 PROFILES OF GLASS				3041
700420 GLASS COLOURED OPACIFIED FLASH				257
700490 OTHER GLASS	73	11679	5232	15395
700510 NON-WIRED GLASS HAVE ABSORBENT	17664	40153	38843	62727
700521 NON-WIRED GLASS COLOURED,OP/FE	20819	33352	12695	33177
700529 OTHER, NON-WIRED GLASS	15835	27911	21649	35859
700600 GLASS BENT, EDGE-H-70.03,04,05	7013	18598	7897	44190
700711 THOUGHENED SAFTY GLASS FOR VES	28175	58677	27784	42459
700719 OTH THOUGHENED SAFTY GLASS	29381	71607	19829	47081
700721 LAMINATED SAFTY GLASS VEH/VESL	11970	16998	12387	19998
700729 OTHER, LIMINATED SAFETY GLASS	14378	30475	24435	43274
701090 OTH CARBOYS BOTT,FLASK,JAR,POT	106798	220255	92533	144153
701110 FOR ELECTRIC LIGHTING	7500	13563	8510	16032
701120 FOR CATHODE-RAY TUBES		168		
701400 SIGNALLING GL-WARE,OPTCAL ELEM	1955	2055	976	1336
701510 GLASS FOR CORRECTIVE SPECTACLE		6	309	439
701610 GLASS CUBES/OTH SMALLWARE	4996	8893	6533	17878
701919 OTH YARN OF GLASS FIBRE/THREAD	4798	15354	1003	4775
701931 GLASS MATS	68061	105100	51683	89869
701932 THIN SHEETS (VOILES)	88052	163702	17235	60736
701959 OTH WOVEN FABRICS	1340	2402	2831	7036
710210 UNSORTED, (ROUGH) DIAMONDS	1665	1665		
710490 OTH SYN/RECONSTI SEM/PRE STONE				8827
711890 OTHER COIN		11771		
720110 NON-ALLOY PIG IRON<0.5% PHOSP	68535	170602	73840	203373
720120 NON-ALLOY PIG IRON>0.5% PHOSP	149	149		
720211 FERRO-MANGANESE CONT 2% CARBON	40394	96053	69959	105654
720219 OTH FERRO-MANGANESE			4376	6654
720221 FERRO-SLICON CONT >55% SILICON	47073	115493	81348	120771
720229 OTH FERRO-SILICON	6527	22742	10141	21095
720230 FERRO-SILICO-MANGANESE	145939	207304	160241	317147

Contd.

10.11 Imports by Economic Categories (Detail)

(In Thousand Rupees)

Items	Aug., 2016	From July, 2016	Aug., 2015	From July, 2015
720241 FERRO-CHROMIUM CONT >4% CARBON	3698	4325	4836	7076
720249 OTH FERRO-CHROMIUM	809	1652	652	1775
720250 FERRO-SILICO-CHROMIUM	1045	1045		
720270 FERRO-MOLYBDENUM	2146	3005	1113	6529
720280 FERRO-TUNGSTEN&FERRO-SIL-TUNGS	81	481	201	482
720299 OTHER FERRO-ALLOYS	1058	1058	2617	2617
720410 WASTE/SCRAP OF CAST IRON	14121	23137	8363	12251
720421 WASTE/SCRAP OF STAINLESS STEEL	52411	62021	33610	77573
720429 WASTE/SCRAP OF OTH ALLOY STEEL		27	2060	2545
720430 WASTE/SCRAP TINNED IRON/STL	195372	382711	479218	844830
720441 TURNING,SHAVING,MILLING WASTE	2515322	5475766	3203565	6464300
720449 OTHER FERROUS WASTE AND SCRAP	4016272	7467786	4800653	9037670
720450 REMELTING SCRAP INGOTS	5708	9881		
720510 GRANULES OF PIG IRON	3408	6924	3875	10674
720529 OTH POWDER PIG IRON&SP IRON/ST	2234	5892	4638	9861
720610 INGOTS OF IRON ON STEEL.		8866		
720690 OTHPRIM FORM (EXCL H-72.03)	231	231		
720711 CONT 0.25% CARBON,IRON/N-ALY/S		71420	536173	893214
720712 OTH RECTANGULAR CROSS SECT I/S		50120		
721790 OTH WIRE OF IRON/NON-ALLOY-STEL	20735	29669	16995	34916
722300 WIRE OF STAINLESS STEEL	18289	32071	18138	32305
732599 OTH CAST ARTI OF I/S NES	20007	27147	31028	53096
732611 GRIND BALL&SIMI ARTI FOR MILLS	132	132		204
732690 OTH ARTICLES OF IRON & STEEL	853087	1375465	196677	434063
740200 UN-REFINED CODDER, COPP ANODES			30	30
740311 REFINED COPPER,CATHODES&SECTIN	745304	1299594	798899	1607046
740312 REFINED COPPER WIRE-BARS	14390	14422		
740319 OTHER, REFINED COPPER	2455	2954	4743	5073
740321 COPPER-ZINC BASE ALLOYS(BRASS)	1231	1231	3942	4083
740322 COPPER-TIN BASE ALLOY (BRONZE)	4728	4728	3723	3723
740329 OTH COPPER ALLOYS(O/T H-74.05)		863	621	621
740400 COPPER WASTE AND SCRAP	86931	198323	66135	164971
741999 OTHER, ARTICLES OF COPPER	2935	11360	3101	4987
750210 NICKEL, NOT ALLOYED	115626	178079	55845	199888
750220 NICKEL ALLOYS		309		102
750890 OTHER, ARTICLES OF NICKLES	60065	116065	74235	136001
760110 ALUMINIUM, NOT ALLOYED	220803	790428	252394	667456
760120 ALUMINIUM ALLOYS	307278	529003	229878	450759
761699 OTHER,ARTICLES OF ALUMINUM	21556	49769	153771	290388
780110 REFINED UN-WROUGHT LEAD	1092933	1970794	621802	1547036
780191 OTH UNWROUGHT LEAD CON ANTIMON		33111	15895	15895
780199 OTH UNREFIND LEAD&LEAD ALLOYED	22916	36951	12761	37022
780600 OTHER ARTICLES OF LEAD.	4598	8298	208	2883
790111 ZINC NOT ALLOYED WT=>99.99%	97594	250260	265228	382975
790112 ZINC NOT ALLOYED WT < 99.99%			204228	333517
790120 ZINC ALLOYS	211851	370982	22650	51151
790700 OTHER ARTICLES OF ZINC.	2562	9313	7715	24943
800110 TIN, NOT ALLOYED	119506	127748	77811	102516
800120 TIN ALLOYS			965	1276
800700 OTHER ARTICLES OF TIN		33	266	1822
810196 OTHER WIRE OF TUNGSTEN	535	1993	8	3044
810199 OTHER ARTICLES OF TUNGSTEN	64	578	333	529
810296 OTHER MOLYBDENUM WIRE	446	446	252	480
810390 OTH TANTALUM&ARTICLES THEREOF		313		
810411 UNWROUGHT MAGNESIUM BY WT99.8%	2021	2021	1432	5641
810419 OTH ARTICL UNWROUHT MAGNESIUM				12
810490 OTHER ARTICLE OF MAGNESIUM			14	14

Contd.

10.11 Imports by Economic Categories (Detail)

(In Thousand Rupees)

Items	Aug., 2016	From July, 2016	Aug., 2015	From July, 2015
810520 COBALT MATTES& OTH PRODUCTS	9927	9927	12351	22300
810590 OTH INTERMEDIATE PRO OF COBALT	755	755		323
810600 BISMUTH&ATICL INCL WASTE,SCRAP				740
810790 OTH CADMIUM,WROUGHT & ARTICLES				350
810890 OTH TITANIUM WROUGHT&ARTICLES	2982	13972	1649	1705
810990 OTH ZIRCONIUM AND ARTICLES				1201
811010 UNWROUGHT ANTIMONY POWDER	46656	167702	20457	114121
811100 MANGANES&ARTCL INC WASTE&SCRAP	6097	6233	5042	5058
811221 CHROMIUM UNWROUGHT POWDER	55	55	150	226
811229 OTH UNWROUG CHROMIUM INCL WAST		142	99	99
811299 OTH BASE METAL UNWROUGH&ARTICL	28	28		
961900 SANITARY TOWEL&TAMPON&SIMILAR	745253	1355707	996473	1777785
3. CAPITAL GOODS TOTAL	174110046	294765401	112297691*	204974913
10612 WHALES, DOLPHINES & PERPOISES	5687	5687		
10619 OTHER MAMMALS	3844	7376		778
10631 BIRDS OF PREY	220	220		24
10632 PSITTACIFORMES(INCL.PARROTS)	7732	10713	4872	8802
10633 OSTRICHES,EMUS(DROMAIUSNOVAEH)		648		
10639 OTHER BIRDS	19	34	28	144
10641 INSECTS	2927	2927	1381	1381
10690 OTHER LIVES ANIMALS	1383	4303	1167	2503
621790 PARTS OF GAR/CLOTH ACCESSORI	1334	2099	832	1907
680410 MILL STONE AND GRIND STON MIL	15295	42117	19048	55484
680421 OTH MILLSTONE OF AGGLOMER SYNT	23224	28458	3481	14522
680422 MILL STONE AND GRIND STONE/OTH	110807	204381	105347	189668
680423 OTH MILLSTONE OF NATURAL STONE	1042	7195	5420	7121
680430 HAND SHARPENING POLISH STONE	9545	14424	4672	5812
680510 BASE OF WOVEN TEXTILE FABRICS	36681	57289	42510	99115
680520 ON BASE OF PAPER OR PAPERBOARD	18655	42475	15260	22015
680530 ON BASE OF OTHER MATERIALS	15098	58277	31133	51607
680610 SLAG WOOL ROCKWOOL MINERAL WOL	13590	16060	23158	29428
680620 EXFOLIATED VERMICULITE EXPEND	714	725	424	769
680800 PANELS,BOARDS,TILES BLOCKS ETC	3425	6005	2025	5315
680911 BOARDS,SHEETS,PANELS,TILES ETC	16874	35397	15457	24638
680919 OTH BOARDS,SHEETS,PANELS OF PL	1095	1095	291	712
680990 OTH ARTICLE OF PLASTICS	654	886		
681011 BUILD BLOCK,BRICK OF CEMENT		393		
681019 OTH ARTICLE TILE,FLAGSTONE ETC	7803	9687	1995	2948
681189 OTH ARTICLES NOT CON ASBESTOES	3893	4526		477
681291 CLOTHING ACCE OF ASBESTOES FIB	247	247	72	72
681292 PAPER MILLBOARDFELT ASBET FIBR			44	44
681293 COMPRESSD ASBESTOS FIB JOINING	13261	28094	13922	20763
681299 O-ARTI OF FABRICA ASBESTOS FIB	1789	2093	5381	7431
681320 FRICTION MATERIA CON ASBESTOES	22661	38275	11372	38461
681381 BRAKE LININGS&PADS VEH-H-8711	50159	97167	35586	94719
681389 O-BRAKE LINE&PADS NOT CON ASBE	4197	5318	1505	3953
681410 PLATES,SHEETS STRIPS OF AGLOM	388	746	27	258
681490 OTH, ARTICLES OF MICA	129	129	1520	1520
681510 NON ELETICAL OF GRAPHITE	15105	20542	8132	15027
681520 ARTICLE OF PEAT OTH ARTICLE	203	281	230	230
690290 OTH REFERECTORY BRIK/BLOK TILE	589	4000	1053	1053
690310 CERAMIC CON>50% GRAPHITE,CARB	3368	21776	5675	15533
690320 COLD TUNDISH LINING SLIDE GATE	20447	34058	24979	40593
690890 OTH GLAZED CERAMICS WALLTILES	1302165	2449576	951760	2040234
690911 LAB CERM WARE PORCELAIN/CHINA	1219	2627	8	8

Contd.

10.11 Imports by Economic Categories (Detail)

(In Thousand Rupees)

Items	Aug., 2016	From July, 2016	Aug., 2015	From July, 2015
690912 LAB CERM WARE HARD>9 MOH.SCALE	1529	1529	506	1518
690919 LAB CERAMIC WARE CHM/TECH USE	2809	5897	4691	5150
690990 OTH CERAMIC WARES AND SIMILARS		340	103	1302
691010 CERAMIC SINK,ETC.FIXT PORCELIN	63366	103686	61236	133502
691390 OTH STATUTTES, ORNAMENT	634	634	987	1020
691410 OTH CERAMIC ARTICLES OF PORCEL	37	248		
710700 BASE METALS CLAD WITH SILVER				20
710812 OTH UNWROUGH(GOLD)NON-MONTERY	120485	253171	275370	445756
710820 MONETARY (GOLD)		31903	31	21992
711230 ASH CONTAINING PRECIOUS METAL				155
720720 CONT 0.25% MORE OF CARBON I/ST			11354	148175
720810 COILS, I/N-A-STEL-HOT ROLLED	39999	99474	3614	17606
720825 OTH C-HR-I/N-A-STL TH>4.75 MM	5393	7331	4573	4573
720826 OTH C-HR-I/N-A-STLTH=3-4.75MM	5067	13281	10626	44277
720827 OTH C-HR-I/N-A-STL TH<3 MM	6031	6031	7228	12862
720836 OTH C-HR-I/N-A-STL TH>10 MM	4296	27417	55465	69655
720837 OTH C-HR-I/N-A-STL TH4.75-10MM	1160	3097	8609	17495
720839 OTH C-HR-I/N-A-STL TH<3 MM	3650024	4151067	4099105	4538802
720840 NOT IN COIL I/S H-ROL W/PATERN	183854	300500		157892
720851 OTH N/COIL I/S H-ROL TH>10 MM	156421	191421	125130	146938
720852 OTH N/COIL I/S H-ROLTH>4.75-10	2700	4325	7511	12876
720853 OTH N/COIL I/S H-ROL TH>3-4.75	5790	10424	16930	19809
720854 OTH C-HR-I/N-A-STL TH<3 MM	10951	21375	14403	17241
720890 OTH FLT-ROL PROD IRON WD>600MM	9548	28811	94783	156439
720915 IN COIL I/S C-ROL TH 3MM/MORE	16765	57294	103511	140130
720916 IN COIL I/S C-ROL TH > 1 < 3MM	357350	1220651	693338	1237341
720917 IN COIL I/S C-ROL TH>0.5-1MM	244163	738645	474046	802094
720918 IN COIL I/S C-ROL TH > 0.5 MM	241049	421175	172817	308885
720925 NOT IN COIL I/S C-ROL TH 3MM/>		1903		
720926 NOT IN COIL I/S C-ROL TH>1M<3M	63433	107960	73088	186491
720927 C-ROL I/S TH 0.5 MM TO 1MM	199267	362265	235145	462909
720928 NOT IN COIL I/S C-ROL TH<0.5MM	7373	14351	3178	3694
720990 OTH FLT ROL PROD I/S WD>600MM	15410	58944	35306	75811
721011 I/STL PLAT/COAT TIN TH-0.5MM/>	41	1360	260	887
721012 I/STL PLAT/COAT TIN<0.5MM	425097	797148	190540	312049
721020 IR/STL PLAT/COAT WITH LEAD		56		3822
721030 ELECTROLYTICALLY PLAT/COAT ZIN	321264	616506	281143	563033
721041 COR F-R PROD I/S ZINC COAT600	41135	42667		
721049 OTH F-R PROD I/S COAT ZINC>600	784900	1920481	1805707	2987368
721050 F-ROL I/ST COAT CHROMIUM OXIDE	80515	110012	36048	106842
721061 I/S PL/COT ALUMINIUM ZINC ALLY	59809	114578	63462	85576
721069 OTH F-ROL PROD I/S PL/COT ALUM	3448	3448	2073	6961
721070 FR I/S PAINT/VARN, COATED PLAS	453249	730657	185751	385414
721090 OTH F-ROL PRD I/NA-ST CLD,COAT	2178	2178		
721114 OTH F-ROLL I/S WD<600MMTH>4.75	14469	29494	27300	44339
721119 OTH F-ROLL I/S WD <600MM-CR	23789	43168	15128	27416
721123 F.ROL I/ST CR WT<0.25% CARBON	14747	22485		
721129 OTH F-ROL PROD C/ROL WD<600MM	3184	15148	7134	25265
721190 OTH F-ROL PROD I/STL WD<600MM	19420	57821	92925	161918
721220 I/S ELECTROLYTCAL PL/CT W/ZINC	64046	73324	9219	11262
721230 I/STEEL OTH WISE PL/CT W/ZINC	76981	78150	15552	17363
721240 I/STEEL PAIN/VABNI/COT W/PLAST	961	3304	3407	6432
721250 I/STEEL OTHWISE PLATED/COATED	973	2764		9390
721310 BARS/RODS HOT/ROL I/S,CON RIBS	30208	50406	20029	20029
721320 BARS/RODS HOT/ROL FREE-CUT STL			252	302
721391 OTH CIRCULAR C/SEC <14 MM DIA	442141	583893	637199	773546
721399 OTH BAR/ROD H-ROL IRR-WND-COIL	9244	9244	10411	23479

Contd.

10.11 Imports by Economic Categories (Detail)

(In Thousand Rupees)

Items	Aug., 2016	From July, 2016	Aug., 2015	From July, 2015
721410 BAR/RODS IRON NA STEEL FORGED	853	79496	26087	45128
721420 BAR/ROD I/S CON RIBS GROOVES	623302	789293	73629	312692
721430 OTH BAR/RODS OT/THAN HEAD72.13	3003	5869		14914
721499 OTH BAR/ROD I/S O/THN H-72.13	219396	220166	56	56
721510 BARS/RODS FREE CUT STEEL COLD	10981	22607	4013	23280
721550 OTH BAR,ROD COLD-FORMED OF I/S	3396	6114	2788	7542
721590 OTH BAR/RODS,OTH NONALLOY STEL	4230	4520	14727	16386
721610 U,I,H SECTIONS H-ROL HIGH<80MM	40	182		109
721621 L SEC H/ROL HT<80 MM 1/NA STEL	6471	8996		
721631 U,I OR H SEC H-ROL HT 80M 1/ST	55837	66937	104974	194886
721632 I SECTION	30959	51778	28137	53395
721633 H SECTION	14460	16989	39457	99203
721640 L&T SEC H-ROL HT 80MM OR MORE	3450	4530		857
721650 OTH ANGLE/SHAPE SEC HOT H/ROL	496	1181	11228	25583
721669 OTH ANGLE/SHAPE SEC I/S C-ROLL				132
721691 OTH C/FORM I/ST FLAT ROL PROD		90		
721699 OTH ANGLE/SHAPE SEC IRON/STEEL	3602	3979	45796	46125
721710 WIRE OF I/S NOT PLATED/COATED	8937	16612	28613	54413
721720 WIRE OF I/S PLATED/COAT W/ZINC	42370	63554	14776	28684
721730 WIRE I/S PLATED/COAT W/O B-MTL	48493	94978	43228	83520
721899 OTH SEMI-FINISHED PRO ST/STEEL	2349	2349	3898	3898
721911 F/ROL PROD ST/STEEL HR TH>10MM		393	3827	4044
721912 COILS ST/STEL-HR TH>4.75-10MM	1977	7096		825
721913 COILS ST/STEL-HR TH>3MM-4.75MM		1613		551
721914 COILS ST/STEL-HR TH>3MM		5293	2202	6436
721921 COILS ST/STEL-HR TH>10MM	3667	3667	5353	6252
721922 COILS ST/STEL-HR TH>4.75-10MM	84985	320598	3532	3907
721923 COILS ST/STEL-HR TH>3MM<4.75MM	357	357	94	1871
721924 COILS ST/STEL-HR TH>3MM	582	582	988	988
721931 COILS ST/STEL-CR-TH >4.75 MM		14008	14742	20865
721932 COILS ST/STEL-CR-TH>3MM-4.75MM	16084	31303	18348	33341
721933 COILS ST/STEL-CR-TH >1MM <3MM	121148	270110	89067	206699
721934 COILS ST/STEL-CR-TH>0.5MM<1MM	85330	173072	64535	119602
721935 COILS ST/STEL-CR-TH >0.5MM	243730	413121	218983	418261
721990 OTH F/ROL PROD ST/ST WD>600 MM	570006	1032599	449800	947296
722012 F-ROL ST/STEEL H-ROL TH<4.75MM	559	4705		975
722020 COILS ST/STEEL H.ROLLTH <600MM	39510	67034	42909	83627
722090 OTH F/ROL PROD,ST/ST WD <600MM	20142	31667	11353	16944
722100 BAR/RODS H/ROL IN COIL ST/STEL		365		63
722211 BAR/ROD ST/ST NFW H/ROL CC/SEC	23676	43676	34680	51694
722219 OTH BAR/ROD ST/ST NFW HOT/DRWN	5964	6158	279	877
722220 BAR/ROD ST/ST NFW C/FOR,C/FIN	1855	7796	17778	18691
722230 OTH BAR/ROD OF STAINLESS STEEL	52749	94960	8175	17362
722240 ANGLE/SHAPES&SECTION ST/STEEL	28417	37385	590	3753
722490 OTH SEMI-FIN PROD OTH A/STEEL	855385	892245	490124	1036219
722511 GRAIN-ORIENTED SIL-ELEC-STEEL	118495	226014	281177	442967
722519 OTH F/ROL PROD SIL-ELEC-STEEL	12725	61319	107192	155716
722530 OTH NFW HOT/ROLLED IN COILS	3063282	5933031	4473003	5433704
722540 OTH NFW HOT/ROLLED NOT IN COIL	351688	761570	71705	184111
722550 OTH ALLOY STEEL NOT WORK(RDUC)				51083
722592 FLATROLLED PROD O/W ZINC PLATE	1214	1373	153	248
722599 OTH F/ROL PROD OTH ALLOY STEEL	22049	31335	30527	67172
722611 GRAIN-ORIENTED SILICON ELEC ST		17671	31368	57303
722691 OTH FLATROL PROD NETWORK HOT/R	4272	5451	1396	1396
722692 OTH F/ROLL PROD NETWORK COLD/R	27239	55617	19242	41094
722699 OTH F/ROL PROD OTH ALLOY STEEL	2223	2223		
722790 OTH BAR/ROD H/ROLL W/COIL A/ST	344419	510150	144813	257186

Contd.

10.11 Imports by Economic Categories (Detail)

(In Thousand Rupees)

Items	Aug., 2016	From July, 2016	Aug., 2015	From July, 2015
722810 BAR/RODS OF HIGH SPEED STEEL		4118	417	417
722820 BAR/RODS OF SILICO-MAG STEEL		2232		
722830 OTH BAR/ROD HOT ROLLED	177056	568560	228555	248442
722840 OTH BAR/ROD NOWORK FORGED	613	727	3061	4986
722850 OTH BAR/ROD NOWORK C/FOR,C/F	6258	22125	7838	7838
722860 OTH BAR/ROD ALLOY STEEL NES	3541	11010	6544	22794
722870 ANGLES, SHAPES AND SECTIONS	228153	304090	57353	57353
722880 HOLLOW DRILL BARS AND RODS		239	270	436
722990 OTH,WIRE OF OTHER ALLOY STEEL	5928	16544	14050	23783
730110 SHEET PILING IRON AND STEEL	21168	21223	15039	15102
730120 ANGLE SHAPES & SECTIONS OF I/S	1818	4065		801
730210 RAILS OF IRON AND STEEL	89597	117814	7207	15181
730240 FISH-PLATES AND SOLE PLATES			1057	2082
730290 OTHER MATERIALS JOINTING RAILS	50	50		453
730300 TUBE/PIPE,HOLLOW PROFILE C/IRON	6103	7202	22764	35101
730411 L.P FOR OIL&GAS S-STL SEAMLESS	2548	4680	5220	6435
730419 OTH LINE PIPE I/S FOR OIL&GAS	65374	233554	243570	451335
730422 DRILL PIPE S-STL DRILL OIL/GAS	194	194		
730423 OTH DRILL PIPE I/S FOR OIL&GAS	217944	451336	158016	589541
730424 OTHER PIPE OF STAINLESS STEEL	448745	483635	943	943
730429 OTH CASING,TUBING I/S-OIL/GAS	117814	240924	327465	459475
730431 O- COLD-ROLLRD C.C.SEC I/N.A.S	82948	129250	22471	29173
730439 OTH CROSS SECTION OF N.A-STEEL	272150	275023	215001	368007
730441 COLD ROLD CR-SEC OF STAIN-STL	4888	20449	12904	31675
730449 OTH CROSS SECTION OF STAIN-STL	55323	98104	105170	145568
730451 O-C.C.SEC COLD ROL(ALLOY-STL)		150		
730459 O-CIR CROSS SEC OF (ALLOY-STL)	11569	28670	26248	43329
730490 O-TUBE PIPE/HOLLOW -PRO SEAMLE	36141	207138	154164	164672
730511 LINE PIPE USED OIL/GAS WELDED		10372	27801	27801
730512 OTH LINE PIPE USED OIL GAS WLD			6805	7008
730519 OTH LINE PIPE USED OIL/GAS P/L	776426	1911034	56617	56617
730539 OTHER, WELDED TUBES AND PIPES	61234	61234		
730590 OTHER, TUBES AND PIPES		2376		
730611 L.P-WELDED OF STA-STL(OIL/GAS)	177	529	1503	2645
730619 OTH-LINE PIPE O/G PIPELINE I/S	342	36009	52808	58560
730621 CAS/TUB WELDED LINE PIPE STA-S				290
730629 O-CASING/TUB LINE PIPE O/G I/S	208	5506		
730630 COPPER COAT MILD STL TUB-8.5MM	53429	97113	86070	139945
730640 O-WELDED C.C.SEC OF STAIN-STL	314163	473043	220652	459064
730650 O-WELDED C.C.SEC NON ALLOY-STL	19704	31172	37989	77473
730661 O-TUBE,PIPE WELD SQUARE C-SEC	32456	55686	27851	46334
730690 OTH TUBE PIPE HW-PROFILR I/STL	32810	40654	59255	64976
730711 CAST FIT N-MALLEABLE CAST-IRON	4125	10858	6814	19686
730719 OTHER, CAST FITTINGS	62529	98375	67930	115720
730721 FLANGES, OF STAINLESS STEEL	4931	41058	18393	26808
730722 THREADED ELBO,BEND,SLV S/STEEL	14549	17384	3644	5335
730723 BUTT WELDING FITTING STAINSTEL	3299	7057	633	7609
730729 OTH TUBE,PIP FITTING STAINSTEL	82589	120811	63036	93445
730791 FLANGE AIR-P AGRI-TRACTOR<=80H	85729	97861	48715	82187
730792 THREAD ELBO,BEND/SLV IRN/STEEL	15478	47112	75117	76394
730793 BUTT WLEDING FITTING IRON/STEL	68902	145190	13358	25921
730799 OTH TUBE,PIP FIT IRN/STEL NEC	338982	529271	202925	481917
730810 BRIDGES AND BRIDGE-SECTIONS	6839	65020		
730820 TOWERS AND LATTICE MASTS	643227	675547	507	812671
730830 DOR,WIN/FRAMES,TH-HOLD,FORDORS	236082	664703	5139	16774
730840 EQUIP SC-FOLD SHUT PROP PITPRO	43529	143980	14101	51880
731100 CONT COMPRESDED/LIQEID GAS IR/S	53276	97541	50101	104799

Contd.

10.11 Imports by Economic Categories (Detail)

(In Thousand Rupees)

Items	Aug., 2016	From July, 2016	Aug., 2015	From July, 2015
731210 STANDARD WIRE ROPES AND CABLES	106450	173624	93783	154512
731290 OTH WIRE,ROPE,CABLE,SLINGS I/S	13438	48989	17111	24305
731300 BRABED WIRE OF I/S TNIS HOOP	8693	20727	22194	27944
731412 ENDLESS BAND MACH STEL W-CLOTH	2691	2691	1923	3140
731414 OTH WOVEN CLOTH OF STAIN STEEL	5989	7915	330	30223
731419 STEEL CORD FABRIC LIN MNF TYRE	1395	1814	3070	5829
731420 GRIL NET FENC W/LD D=3MM MS100	2473	3865	940	2154
731431 OTH GRL NEW FENC/WLED COTD ZNC				713
731439 OTH GRL NET FENCING AT INTSEC			689	844
731441 OTH CLO GRL NET FENC PL/COT ZN	11759	28050	9552	18078
731442 OTH CLO GRL NET FENC PL/COT PL		1456		2614
731449 OTH CLO GRL NET /FENFING	25609	46516	45790	87588
731450 EXPANDED METAL OF IRON OR STEL	468	468		2509
731511 ARTICULATED LINK ROLLER CHAIN	86545	191834	81757	142398
731512 OTHER CHAIN, ARTICULATED LINK	16937	32220	32593	48476
731519 PARTS, ARTICULATED LINK CHAIN	16397	23029	10065	22507
731520 SKID CHAIN		250	547	797
731581 STUD LINK	4	2565		493
731582 OTHER, WELDED LINK	4060	5412	7301	12320
731589 OTHER CHAIN,	1724	2505	2382	4929
731590 OTHER PARTS OF CHAIN	500	590	2393	5044
731600 ANCHORS,GARPNELS PARTS IRON/ST	24794	32710	7365	12267
731700 NAILS,TAKES,DRAWING PINS IR/ST	43377	71325	18431	49412
731811 COACH SCREW I/S THREADED	1290	3576	1116	1787
731812 OTH WOOD SCREW I/S THREADED	4070	5402	5211	7248
731813 SCREW HOOKS,SCREW RING RVT I/S	205	205	616	780
731814 SELF-TAPPING SCEWS, THREADED	5907	10581	14265	24830
731815 OTH SCREW,BOTLS W/N NUT/WASHER	249785	401696	173844	346716
731816 NUTS, THREADED OF IRON/STEEL	73398	132543	51286	93069
731819 OTH BOLT,NUT,WASHER,RVT I/S TH	12224	42327	13750	30205
731821 SPRING WASHER LOCK WASHER N-TH	1641	8356	2677	9314
731822 OTHER WASHERS. NON-THREADED	10964	19386	8835	15858
731823 RIVETS, NON-THREADED	5313	12952	5119	9015
731824 COTTERS/PINS NON THREADED I/S	630	1294	263	1127
731990 OTH KNITTING NEDLS,CRO HOOKS	10095	14880	6774	16557
732010 LEAF-SPRINGS&LEAVES THEREFOR	18682	28024	19053	25316
732020 HELICAL SPRINGS	1091	1678	1230	5681
732190 PARTS OF I/S,COOK APPLI&PLAT-W	31492	145342	16734	31346
732211 RADIATORS/PARTS CAST IRON E-EL		41	68	68
732219 OTH RADIATOR AND PARTS THEREOF	20924	21298	4502	7898
732490 OTHER, INCLUDING PARTS	20591	34901	14134	27235
732510 OTH CAST ARTI I/S N-MEL C-IRON	26451	30310	125	125
732591 GRINDING BALLS SIMI ARTI MILLS	14784	17071	25205	28343
732619 OTH ATI FORGED/STAMPED N-WORK	90174	163927	108092	173271
732620 ARTICLES OF IRON OR STEEL WIRE	4373	6698	1645	3383
740610 COPER-POW OF NON-LAMELLAR STRU		2233	3918	5875
740620 COPER-LAMELLAR STRUCTURE FLAKE	1230	16335	10649	19100
740710 BAR,RODS OF REFIND COPPER	73364	189074	46795	120015
740721 COPPER BAR,ROD PROFIL ZINC BAS	4932	7204	626	1682
740729 OTH BAR,ROD,PROFIL COPP ALLOYS	1099	8601	1141	4375
740811 WIRE REF COPP MAX CR-SEC DI>6M	50736	131082		28118
740819 OTHER, WIRE OF REFINED COPPER	16749	30070	18474	41399
740821 WIRE OF COPPER ALLOY ZINC BASE	748	1555	1795	4311
740822 WIRE OF COPPER ALLOY NICK BASE			866	866
740829 OTH WIRE OF COPPER ALLOYS ETC	529	567	391	962
740911 PLAT,SHEET,STRIP REF COPP COIL	8669	8669	15155	15650
740919 OTH PLAT SHEET&STRIP REF COPP	4208	5949	15025	15655

Contd.

10.11 Imports by Economic Categories (Detail)

(In Thousand Rupees)

Items	Aug., 2016	From July, 2016	Aug., 2015	From July, 2015
740921 PL,SH&STRIP COPP ZINC BAS COIL	18742	26103	21839	33315
740929 OTH PL/SH/STRI COPP ZINC BAS	3236	5580	563	2340
740939 OTH PL/SH/STRIP COPP TIN BAS-C	208	4175		
740990 PL/SH/STRIP OTH COPP ALLOYS NS	672	963	288	288
741011 FOIL REFINED COPP NOT BACKED	51088	134635	100371	161710
741012 FOIL OF COPP ALLOYS,NOT BACKED	50489	71519	53755	82714
741021 FOIL OF REFINED COPPER,BACKED	1862	3030		5652
741022 FOIL OF COPPER ALLOYS,BACKED		1995		
741110 TUBE & PIPE OF REFINED COPPER	134904	256511	121055	292153
741121 TUB&PIPE COPP ZINC BAS ALLOYS	2043	2043	2332	2332
741122 TUB&PIPE COPP NICKLE BAS ALLY			364	364
741129 OTH TUBE&PIPE OF OTH COPP ALLY	1777	3200	723	1683
741210 COPP TUBE/PIPE FIT REF COPPER	6921	7140	518	1520
741220 COPP TUBE/PIPE FIT COPP ALLOYS	766	2105	2907	5980
741300 STANDARD WIRE,CABL PL-BAND-NEI	64840	67110	3874	5313
741510 NAIL,TACK,DRW-PIN,STAPL,S-ARTI			60	1063
741521 WASHERS/INCL SPRING WASH N-THR	605	1179	428	534
741529 OTH NOT THREADED ARTI COPPER	1115	2178	352	1726
741533 OTH THRD SCREW,BOLT,NUT COPPER	806	1386	436	863
750400 NICKEL POWDERS AND FLAKES.	816	1059	2201	5230
750512 BAR,ROD,PROFILE NICKLE ALLOYED		30	1453	1784
750521 WIRE OF NICKEL, NOT ALLOYED		693		
750522 WIRE OF NICKEL, ALLOYED	802	3199	811	4517
750610 PLAT,SHET,STRIP,FOIL NICK N-AL			1600	1600
750620 PLAT,SHET,STRIP FOIL NICK ALOY	1250	1250	439	439
750711 TUBE&PIPE OF NICKEL NOT ALLOYD		83		
750712 TUBE & PIPE OF NICKEL ALLOYED		1020		3257
760200 ALUMINIUM WASTE AND SCRAP.	590526	1090085	550666	1235292
760310 POWDER OF NON-LAMELLAR STRUCTU		8574		560
760320 POWDER OF LAMELLAR STRU FLAKES	4558	5298	2751	5977
760410 BAR ROD PROFILE ALUM NOT ALLOY	1938	9942	11063	31480
760421 HOLLOW PROFILES OF ALUM ALLOYD	78	78		
760429 OTH BAR,ROD&PROFIL ALUM ALLOYD	24297	33116	3819	10262
760511 ALMU WIRE N-ALLOY MAX DIA>6MM	37047	61554	9696	13412
760519 OTH ALUMINIUM WIRE NOT ALLOYED	12345	20679	9041	16149
760521 ALUM WIR ALLOY MAX CRS DIA>7MM	933	1468	1909	2031
760529 OTH ALUMINUM WIRE, ALLOYED	16773	51236	8154	15299
760611 RECTANGLE&SQUARE ALUM NOT ALLY	17061	32595	29796	59822
760612 RECTANGULAR/SQ ALUM MOTALLOYED	156878	294898	162946	256974
760691 OTH PL,SHET,STRL ALUM NOT ALOY	15063	25139	14219	19718
760692 OTH PL,SHET&STRIP ALUM ALLOYED	21460	41511	6364	13468
760711 ALUM FOIL ROLLED N-WORK/BACKED	403094	647067	300810	471408
760719 OTH ALUMINIUM FOIL NOT BACKED	206421	358935	178237	321430
760720 ALUMINUM FOIL, BACKED	92409	211316	169051	277152
760810 TUBE, PIPE OF ALUM NOT ALLOYED	2098	12178	1750	1858
760820 TUBE, PIPE OF ALUM ALLOYED	13591	26696	16915	29694
760900 ALUM TUBE,PIPE FIT(COUP/ELBOW)	1868	3242	2478	3132
761010 DOORS,WINDOW, FRAMS,THRESHOLDS	14850	23494	5856	12551
761300 ALUM CONT FOR COMP/LIQUE GAS	4875	7752	2554	3468
761410 STAND WIR,CABL PL,ALU S-CORE	3	942263	3	3
790310 ZINC DUST(BLUE POWDER)		5203		1439
790390 OTHER ;ZINC POWDER AND FLAKES		183		
790400 ZINC BARS,RODS,PLROFILE&WIRE		7831	1278	12741
811300 CERMETS&ARTICLE INCL WAS/SCRIP	3	3		
820110 SPADES AND SHOVELS	5350	13960	1713	6694
820130 MATTOCKS, PICKS, HOES & RAKES	58	68		303
820140 AXES,BILLS HOOKS&SIMI HEW TOOL	424	747		376

Contd.

10.11 Imports by Economic Categories (Detail)

(In Thousand Rupees)

Items	Aug., 2016	From July, 2016	Aug., 2015	From July, 2015
820150 SECATEURS&ONE-HAND PRUNERS SHR	24	45		59
820160 HEDGE SHEARS, TWO-HAND PURNING	155	441		
820190 OTH HAND TOOL AGRICUL.,HORTICUL	213	839	444	482
820210 HAND SAWS	6365	10922	7886	13374
820220 BAND SAW BLADES	1030	3766	600	1113
820231 CIRCULAR SAW BLADE WITH STEEL	6376	12018	11566	15086
820239 OTH CIRCULAR SAW BLADE,O/MATER	7135	11027	241	4946
820240 CHAIN SAW BLADES	1659	3601	1603	2128
820291 STRAIGHT SAW BLADES,WORK METAL	205	932	1239	2626
820299 OTHER SAW BLADES	5091	14117	8843	22255
820310 FILES, RASPS & SIMILAR TOOLS	11946	16344	5122	10715
820320 PILERS,PINCERS,TWEESZERS S-TOL	21755	41202	23570	39668
820330 METAL CUTTING SHEARS&SIM TOOLS	995	3338	997	3251
820340 PIPE CUTTERS BOLD CROPPERS,ETC	1836	3962	1800	3303
820411 NON-ADJUS H-OPER SPANER,WRENCH	31041	53615	24525	48383
820412 ADJUSTABLE H-OPER SPANER,WRENC	30214	49549	16296	33381
820420 INTERCHANGEABLE SPANNER SOCKETS	3128	5961	3113	5445
820510 DRILLING,THREADING TAPPING TOL	2498	6327	175	8826
820520 HAMMERS AND SLEDGE HAMMERS	7454	12360	2641	7969
820530 PLANES,CHISELS,GOUGE WOOD WORK	403	1536	2943	5122
820540 SCREW DRIVERS	13868	31713	12758	26873
820551 OTHER HAND TOOLS H-HOLD N.E.S.	3366	7860	1915	4556
820559 OTH HAND TOOL(GLAZZIER DIMOND)	26958	53323	72697	86444
820560 BLOW LAMPS	138	138		56
820570 VICES, CLAMPS AND THE LIKE	3489	4257	2877	4089
820590 SETS OF ARTI.TWO/MORE,SUB-HEAD	3711	7855	1018	19098
820600 TOOL TWO/MORE OF H.82.02TO.05	34737	57740	3461	5850
820713 ROCK DRILLING,EARTH BORING TOL	4949	4949	6284	6284
820719 OTH INC PARTS ROCK DRIL,E-BORI	218758	351567	199726	356119
820720 DIES FOR DRAWING/EXTRUD METAL	6376	140603	3709	8208
820730 TOOL FOR PRESS, STAMPING/PUNCH	15418	83073	4632	12380
820740 TOOLS FOR TAPPING OR THREADING	4215	4810	1550	3894
820750 TOOL FOR DRILLING O/T ROCK DRL	27324	40457	11479	266030
820760 TOOLS FOR BORING OR BROACHING	7963	9727	2853	9081
820770 TOOLS FOR MILLING	7919	17800	6139	8925
820780 TOOLS FOR TURNING	7677	13526	7920	16093
820790 OTH INTERCHANGEABLE TOOLS	125308	147229	32135	77429
820810 KNIVS&CUTING BLADE METAL WORK	7730	13693	2377	6612
820820 KNIVS CUTING BLADE WOOD WORK.	1724	3101	847	3478
820830 KNIVS&CUTING BLADE KITCHEN APP	4286	7945	2236	2917
820840 KNIVS&CUTING BLADE AGRI HORT	4429	7169	2634	5582
820890 OTH KNIVES CUTING BLADES F/MAC	40420	71934	45266	84066
830260 AUTOMATIC DOOR CLOSERS	13937	23972	2525	16078
831190 OTH WIRE&RODS AGGLOMTR B/METAL	19558	35612	13393	43537
840140 PARTS OF NUCLEAR REACTORS			442332	442332
840211 WATERTUBE BOIL S/PROD>45T/H	5712305	6833941	894443	957432
840212 WATERTUBE BOILER S/PROD-45T/H	40718	59928	23433	39462
840219 OTH VAPOUR GENERATING BOILERS,	8566	8566	463797	463797
840220 SUPER-HEATED WATER BOILERS			458	2621
840290 PARTS OFSTEAM/OTH VAPOUR G/BOL	1993740	2382420	20796	71837
840310 BOILERS	3604	4077	5267	8037
840390 PARTS CENTRAL HEATING BOILERS	90	109	3748	4291
840410 AUXILIARY PLANT FOR BOILER	404108	404108	44	44
840420 CONDENSERS STEAM/VAP POW UNIT	9726	56797		31938
840490 PARTS MASHINE H-8404.1000	515587	1999330	11603	16012
840510 PRODUCER WATER GAS GENERATORS		712	4608	5757
840590 PART PROD GAS WATER GENERATOR	1342	4494	4687	5000

Contd.

10.11 Imports by Economic Categories (Detail)

(In Thousand Rupees)

Items	Aug., 2016	From July, 2016	Aug., 2015	From July, 2015
840610 TURBINES FOR MARINE PROPULSION			292	292
840681 OTH TURBINE OUTPUT EXCEED 40MW	6990	1024691		
840682 O-TURBINE OUTPUT NOT EXC 40MW	4969052	6003407	108005	108005
840690 PARTS OF STEAM TURBINES	2831598	2897149	264048	286074
840710 AIRCRAFT ENGINES	64021	64021	1243457	1283901
840721 MARINE PROPULSION ENGINES	82036	121985	56592	65978
840729 OT MARINE SPARK-IGN-ROTRY ENG.		158		
840731 PISTION ENGINE CAPACITY-50CC	3270	4269	2141	6034
840732 PISTON ENG CAPACITY 50-250CC	56299	74195	51133	77401
840733 PISTON ENG CAPACITY 250-1000CC	5645	9602	6846	9071
840734 PISTON ENG CAPACITY EX1000CC	44333	61628	26896	42339
840790 OTH ENGINES	72554	140165	37866	74350
840810 MARINE PROPULSION ENG-DIESEL	56861	57300		2101
840820 ENGINE FOR VEH CHAPTER-87	70005	132986	33422	79433
840890 OTH ENGINES	40638	121497	60097	93417
840910 PARTS FOR AIRCRAFT ENGINES	190338	196555	10813	10813
840991 PARTS,SPARK-IGNITON PIST ENGIN	590080	1164674	791657	1202901
840999 OTH PART,COMPRES-IGN PIST ENG	680926	1457305	678984	1312309
841011 HYD,TURBINE,WATER WHEE-1000KW				50171
841013 HYD TURBINE,WWHEEL>10,000KW	48156	643782	114030	527529
841090 PARTS, INCLUDING REGULATORS	369524	1811216	423220	502805
841122 TURBO-PROPLER EXCEED 1100KW	1025019	1025019		82968
841181 OTH GAS TRBIN NOT EXCD 5,000KW				353906
841182 OTH GAS TURBIN EXCE-5,000KW	10187309	10845979		168983
841191 PARTS TURBO-JET /PROPELLERS			1969	14743
841199 OTH, PARTS OF GAS TURBINES	3158715	3736262	126359	882978
841221 LINEAR ACTING,HYD ENGINE&MOTOR	4299	8269	2856	4108
841229 OTH, HYDRAULIC POWER ENG&MOTOR	17595	43975	4706	62447
841231 LINERA ACT,PNEUMATIC ENG&MOTOR	9087	10566	1321	4464
841239 OTH, PNEUMATIC ENG & MOTOR	5551	10065	4083	12139
841280 OTH, ENGINES AND MOTOR	498	513	33	33
841290 PARTS OF ENGINES AND MOTOR	7569	27352	6548	463068
841311 PUMPS FOR DISPENSING FUEL/LUB	84040	96912	19950	56134
841319 O-PUMP FITTED MEASURING DEVICE	8482	42034	26596	70377
841320 HAND PUMP O/THN H-841311,19	695	1560	2499	3164
841330 FUEL LUBRICATING/COOLING PUMPS	313234	689053	338729	541734
841340 CONCRETE PUMPS	14533	34445	11714	83508
841350 OTH POSITIVE DISPLACEMENT PUMP	1462	187016	13880	26746
841360 OTH ROTARY PIDISPLACEMENT PUMP	406288	406395	14483	18713
841370 OTH CENTRIFUGAL PUMS	1874127	2661575	242777	439641
841381 OTH PUMS LIQUID ELEVATORS	135355	366128	304604	379969
841382 LIQUID ELEVATORS	251	3019	3250	3373
841391 PART OF PUMPS	159342	355560	126499	283307
841392 PARTS OF LIQUID ELEVATORS PUMP	6733	8102	1541	1541
841410 VACUUM PUMS	39279	59231	12271	22753
841420 HAND/FOOT OPERATED AIR PUMS	7253	19965	4803	7889
841430 COMPRESSOR REFRIGERATOR EQUIP	1006712	1736815	907051	2126924
841440 AIR COMPRESSORS MOUNTED W/CHAS	52336	255589	13537	22471
841451 FANS TABLE,FLOOR,WALL,WINDOW	48774	1158534	44248	131697
841459 OTH FANS	75302	109921	40749	106622
841460 HOODS MAX-HORIZONTAL SIDE120CM	27309	47957	15458	27120
841480 OTH GAS COMPRESOR&RECYCL RODS	1019789	1260417	421163	691270
841490 PARTS AIR/VACUM PUMPS ETC.	163039	388143	192866	465952
841510 WINDOW/WALL TYPE AC/SPLIT SYS	340920	793233	167465	433892
841520 A.C.MACHINES FOR MOTOR VEHICLE	12964	13183	2222	2344
841581 A.C.MACH COMP MOTOR DRI FAN	61006	245374	18601	53652
841582 O- AC INCOR REFRIGIRATING UNT	132899	157942	4213	24541

Contd.

10.11 Imports by Economic Categories (Detail)

(In Thousand Rupees)

Items	Aug., 2016	From July, 2016	Aug., 2015	From July, 2015
841583 OTH A.C. MACH NOT REFRIG UNIT	18380	98777	37955	65711
841590 PARTS OF AIR CONDITION MACHINE	364529	841111	269694	586977
841610 FURNACE BURNERS LIQUID FUEL	1946	2234		34951
841620 OTH FURNAC BURNER INCL COMBINT	6402	20993	7106	10750
841630 MECHANICAL STOKERS GRATES ETC	42064	253941	30905	77375
841690 PART OF BURNRS OTH ART OF 7412	100879	108036	11728	51937
841710 FURNAC & OVEN F/ROAST/MELTING	511028	892835	4365	25577
841720 BAKERY OVENS INCL BISCUIT OVEN	8618	28962	10259	25293
841780 OTHER FURNANCE AND OVENS INDUS	175926	181385	468984	486596
841790 PART OF INDUSTRIAL LAB FURNACE	12896	23698	16796	119568
841810 COMBINED REFRIG-FREEZE W-DOORS	40600	77420	19995	75876
841821 REFRIGERATORS HOUSEHOLD TYPE	81191	125265	44543	91493
841829 OTH REFRIGERATOR HOUSHOLD TYP	19090	23513	23392	41223
841830 FREEZERS OF CHEST TYPE	27585	28362	3555	4635
841840 FREEZERS OF THE UPRIGHT TYPE	12714	14475	7539	12310
841850 O-FURNI-STORAGE,DISPLY FRZ EQU	8512	14656	19644	132471
841861 OTH REFRIG FREZ EQPT HEAT PUMP	137	137		
841869 OTH REFRIG FREZ EQUP HEAT PUMP	253482	487456	282141	419434
841891 FURNITURE REFRIG FREEZING EQPT	1840	6585	1460	8052
841899 OTH PARTS REFRIGERATING EQUIPT	285443	596205	187887	521750
841911 INSTANT GAS WATER HEATERS	55586	78555	51185	63574
841919 OTH INSTANT STRONGWATER HETER	3237	10892	4996	10176
841920 MEDICAL SURGICAL LAB STERILISE	128150	142212	20414	24388
841931 DRYERS AGRICULTUL PRODUCTS	80	80		2874
841932 DRYERS WOOD PAPER PULP P/BOARD	8488	8488		
841939 OTHER DRYERS	204739	425720	187904	209123
841940 DISTILLING RECTIFYING PLANT	53614	53614	30618	35959
841950 HEAT EXCHANGE UNITS	497358	925535	71112	89912
841960 MACHINERY LIQUIFY AIR O/GASES	140960	143364	2607	22456
841981 OTH MACH PLANT EQPT HOT/COL FD	12506	32063	47723	59153
841989 OTH MACHINERY PLANT AND EQPT	1495381	2100518	238096	635386
841990 PARTS MACH PLANT LAB EQUP ETC.	571899	824379	118363	169436
842010 CALENDERING OTH ROLL MACHINES	32776	32776	3808	5208
842091 CYLINDER(FOR CALENDERING MACH)	1644	1781	328	1615
842099 OTH PART OF CALENDER MACHINE	15135	23415	1831	2974
842111 CREAM SEPARATORS	82	82		
842112 CLOTHES-DRYERS	478	654		1920
842119 OTH CENTRIFUGES INCLUDING DRYR	157772	365479	20474	60981
842121 FILTERING PURIFY MACH&APARATUS	325188	1544740	273261	506520
842122 FILTERING MACH FOR BEVERAGES	949	1206	97	9394
842123 OIL&PETROL-FILTER INT.COMBSN	56383	78906	37384	66580
842129 OTH FILTER MACHS APPARATUS NES	476733	578060	59451	121812
842131 INTAKE AIR FILTER COMBTION ENG	67714	264739	33506	186951
842139 OTH FILTERING PURIFY MACH/APPA	348769	572486	163078	381202
842191 PARTS CENTRIFUGES INCL DRYER	112355	142213	100109	111235
842199 PARTS OF FILTERING PURIFY MACH	1610936	1796711	36859	90092
842211 DISH WASHING MACHINE HOUSEHOLD	1578	2696	75	1534
842219 OTHER DISH WASHING MACHINE	209	395	113	459
842220 MACH CLEANING/DRYING BOTTLE	23262	37904	235	2876
842230 MACH FILLING/CLOSING BOTTLES	727901	995812	632873	832972
842240 OTH PACKING WRAPPING MACHINE	255235	469587	69325	374723
842290 PARTS MACH FIL/CLEAN WRAP PACK	109108	215450	279204	442902
842310 PERSONAL WEIGHING MACHINES	7741	13307	5954	12867
842320 SCALES FOR CONT WEIGHING GOODS	157	1980	34	98
842330 CONSTANT WEIGHT SCALES/HOPER	580	16362	2457	34322
842381 OTH WEIGHT MACHINERY-30KG	914	3033	2468	5015
842382 OTH WEIGHT MACH CAP-30-5000KG	26651	47350	15535	33173

Contd.

10.11 Imports by Economic Categories (Detail)

(In Thousand Rupees)

Items	Aug., 2016	From July, 2016	Aug., 2015	From July, 2015
842389 OTH WEIGHING MACHINERY	50340	51626	4025	22121
842390 WEIGHT MACH WTS ALL KINDS&PART	11407	54184	23279	29087
842410 FIRE EXTINGUISHERS W/N CHARGED	59216	157124	60002	98999
842420 SPRAY GUNS&SIMILAR APPLIANCES	42645	132383	9894	31483
842430 STEAM,SAND BLAST,JET PROJ MACH	10354	14869	2181	4849
842481 AGRICULTURAL OR HORTICULTURAL	5181	25837	22542	50528
842489 OTH APPL PROJ/DISPERS/SPRY LQD	120811	185877	19081	25191
842490 PART MECH APPLIANCE SPRAY ETC.	70682	197819	20490	49087
842511 PULLEY TACKLE HOISTS POWER	67110	101642	12687	67921
842519 O-PULLY/HOISTS/WINCH/CAPSTANS	23685	122472	8166	75611
842531 WINCH CAPSTAN POWER E/MOT	520	10988	8853	12109
842539 WINCHES CAPSTAN	34132	38961	1701	2757
842541 JACKS,HOISTS-RAISING VEHICLES	3428	7464	1283	1605
842542 OTH JACKS AND HOISTS HYDRAULIC	32902	244792	12999	41313
842549 OTH MECHANICAL HANDING EQUIPMT	444	1149	582	4153
842611 OVERHEAD-TRAVELING CRAN F-SUPO	84312	109056	210566	219720
842612 MOBILE LIFTING FRAME ON TYRES	2768	32399	87230	109986
842619 OTH O/HEAD TRAVEL/TRNSPOT CRAN	75955	76247		
842620 TOWER CRANES	6585	145810	28019	106131
842630 PORTAL OR PEDESTAL JIB CRANES	26736	26736	467	6277
842641 O-MACHINERY SELF PROP ON TYRES	46015	73624	15290	21253
842649 OTH MACHINERY SELF PROPELLED	526476	548504	3212708	3285939
842691 O-MACH DESIGED MOUNT ROAD VEH		206	2392	2392
842699 OTH MACHINERY NOTSELF PROPELED			20490	25833
842710 SELF PROPELL TRUCK WITH EL MOT	56148	80144	72665	82962
842720 OTHER SELF-PROPELLED TRUCKS	188750	397519	57642	196430
842790 OTH WORK TRUCK LIFT/HAND EQUIP	21689	35863	12710	16630
842810 LIFTS AND SKIP HOISTS	214198	354912	89274	140359
842820 PNEUMATIC ELEVATORS&CONVEYORS	40844	50767	141	464
842831 ELEVATOR/CONVEYOR,UN/GROND USE				6101
842832 OTH ELEVATOR/CONVEYOR BUKT TYP	14800	17178	1188	1188
842833 OTH ELEVATOR/CONVEYOR BLT TYPE	49666	49666	33719	42479
842839 OTH CONT ACTELEVATOR,CONVEYOR	784935	1540475	35990	98445
842840 ESCALATORS & MOVING WALKWAYS	11664	40824	184192	198459
842860 TELEFERICS CHAIR-LIFT,F/FURNIC	311	311	1792	2445
842890 OTH MACHINERY LIFT/HANDLE ETC.	763452	840168	301031	400626
842911 TRACK LAYING BULDOZER/ANGLDOZR	116044	223208	274476	277434
842919 BULDOZRS/ANGLEDRO/TRACK LAYING	134331	138439	12924	19904
842920 GRADERS AND LEVELLERS	305242	407318	11173	40005
842940 TAMPING MACHINE & ROAD ROLLERS	437071	575844	66188	100647
842951 FRONT-END SHOVEL LOADERS	520199	804008	85142	269660
842952 MACHINERY 360 REVOLVG S/STRUTE	143554	196454	925	47090
842959 OTH MECHANICAL SHOVALS EXCAVOR	1592365	2505897	722925	1215779
843010 PILE-DRIVERS /EXTRACTORS			27814	34877
843020 SNOW-PLOUGHS AND BLOWERS			51	51
843039 OTH SELFPROP COAL/ ROCK CUTTER			7674	7674
843041 OTH BORS SINK MACH SELF-PROPEL	176078	208141	56691	56691
843049 OTH BOR/SINK MACH NOT SELFPROP	433383	1192184	2317865	3219460
843050 OTH MACHINERY SELFPROPELLED			1504	95947
843061 TAMP COMPACT MACH NOT SELFPROP	4646	6066	5683	7213
843069 OTH MACHINERY NOTSELF-PROPELED	6758	15516	2108	20711
843110 PARTS MACHINERY HEADING 84.25	11132	20343	1302	2850
843120 PARTS MACHINERY HEADING 84.27	13653	28016	7985	14723
843131 PARTS OF LIFT SKIPHOIST&ESCALT	52666	128002	26427	47095
843139 OTH PARTSLIFT/HANDLE/LOAD MACH	86050	132431	36966	130489
843141 BUCKETS SHOVELS GRABS & GRIPS	13785	15284	87	12142
843142 BULDOZER OR ANGLEDOZER BLADES			201	325

Contd.

10.11 Imports by Economic Categories (Detail)

(In Thousand Rupees)

Items	Aug., 2016	From July, 2016	Aug., 2015	From July, 2015
843143 PARTS BOR/SINK MACHINERY	520862	693575	442432	769236
843149 PART MACH HEAD 84.26.84.29-30	147721	322744	95346	342090
843210 PLOUGHS			11530	47042
843221 DISC HARROWS,SCARIFIERS,CULTI			25032	35433
843229 OTH HAROW SCARIFIER WEDER&HOS	785	3211	5573	6858
843230 SEEDERS PLANERS & TRANSPLANTER		22	610	642
843240 MANURE SPREADER&FERTILISER DIS			38	38
843280 OTH AGR HERTI, FORESTRY MACHRY	19692	41566	114	985
843290 PARTS AGR HERTICULTURAL MACHIN	21451	33397	7415	8885
843311 LAWN MOVER PARKS/SPORTS GROUD	172	257	689	689
843319 OTH MOVER LAWN PARKS SPORTGOOD	1188	2270	2823	3179
843320 OTH MOWERS INCLUDING CUTER BAR	886	886	303	7759
843330 OTH HAYMAKING MACHINERY	925	925	2417	2584
843340 STRAW BALER INCL PICK-UP BALER	770	8730	3381	20386
843351 COMBINE HARVESTER-THRESHERS	150515	311255	265847	465383
843352 OTH THRESHING MACHINERY	14264	14264	591	591
843353 ROOT/TUBER HARVESTING MACHINES				2432
843359 OTH HARVESTING MACHINES	1038	7026	2233	4254
843360 MACH CLEAN SORT EGG FRUT AGPRO	42484	43284	62	62
843390 PARTS MACH CLEAN/SORT EGG ETC	9737	14184	9623	12732
843410 MILKING MACHINES	89	5737	3958	5365
843420 DAIRY MACHINERY	82568	83226	1778	2504
843490 PART MILKING/DAIRY MACHINERY	20753	22430	6031	9390
843510 MACHINERY (PRESSES,CRUSHES)	8567	8578	451	843
843590 PART OF JUICE EXTRACTING MACHI	566	566		
843610 MACHRY PREP ANIMAL FEED STUFS	89003	96035	113294	140008
843621 POULTRY INCUBATORS & BROODERS	27851	27851	234	394
843629 OTH POULTRY KEEPING MACHINERY	84704	134106	195423	315820
843680 OTH MACHINERY	198	23572	9345	21728
843691 PARTS POULTRY KEEP MACH BRODER	44850	48944	1901	6041
843699 OTH PART OF AGR/HORT MACHINER	15538	22799	8414	31911
843710 MACH CLEAN SORT GRAD GRAIN/VEG	231429	261015	61299	161722
843780 OTH MACHINERY	153314	247828	28331	70356
843790 PARTS MACHINE USE MILLINDUSTRY	49554	62462	34137	63889
843810 BAKERY MACH MFG MACARONI SPGTI	624190	884298	224848	278019
843820 MACH MANU CONFECTIONERY COCA	176057	266543	14114	17185
843830 MACHINERY SUGAR MANUFACTURE	1315	1708	161	161
843850 MACH PREPARATION MEAT/POULTRY	105343	116980	284994	341768
843860 MACH PREP OF FRUITS/NUTS/VEG.	5452	5922	8802	11542
843880 OTHER MACHINERY	57087	103796	11008	16743
843890 PARTS MACH/ND MFG FOOD DRINK	41076	81067	202749	216521
843910 MACHINERY M/PULP FIBROUS MATAL	3118	3118		107
843920 MACHINERY MAKE PAPER P/BOARD	811	11325	6040	27001
843930 MACHINERY FINISH PAPER P/BOARD	350	6605	37447	38769
843991 PARTS MACHIN PULP FIBROSMATERL	4134	6536	14275	16573
843999 OTH PARTS MACHIN PAPER P/BOAD	25231	42439	21102	38213
844010 BOOK-BIND&BOOK-SEWING MACHIN	706	4322	6743	11551
844090 PARTS BOOK BINDING MACHINERY	84	392		
844110 CUTTING MACHINES	137644	185982	38984	94869
844120 MACH MAKE BAGS SACKS/ENVELOP		387		5625
844130 MACHI MAKE CARTONS BOX TUBEETC	59358	62942	2918	13268
844140 MACH MOULDING ARTICLE P/P,PULP	39070	41211	12563	17074
844180 OTH MACH FOR MAKING P&P/BOARD	17045	31129	686	8630
844190 PART MAC H-8441.1000,8441.4000	20369	26504	16101	19356
844230 PRINTING MACH, APATUS&EQUIPMEN	12585	30867	10879	12054
844240 PARTS OF THE FOREGOING MACH	3243	3291	425	2897
844250 PLATE ,CYLINDER/PRINT COMPONE	13144	24961	18246	37893

Contd.

10.11 Imports by Economic Categories (Detail)

(In Thousand Rupees)

Items	Aug., 2016	From July, 2016	Aug., 2015	From July, 2015
844311 OFF SET PRINT MACHIN REELFED	12191	20323	2865	22595
844312 SHEET FED,OFFICE TYPE S-22&36	8146	15209	11319	12562
844313 OTH OFFSET PRINTING MACHINERY	95301	174462	66279	113455
844314 LETTERPRESS PRI-MACH REEL FED	3837	4426		641
844315 LT-PRESS P-MACH O/T R-FED,FLEX			882	2936
844316 FLEXOGRAPHIC PRINTING MACHIN	8781	290533	2479	20825
844317 GRAVURE PRINTING MACHINERY	124213	131105	2011	12062
844319 HOT STAMPING MACHINES	649232	987148	55454	222925
844331 MACH PERFORM TWO OR MORE FUNCT	68664	111433	41665	76033
844332 PRINTER CONNECT TO AUTOMA DPM	218903	354874	232363	344346
844339 O-MACH REPRODUC ORIGINAL IMAGE	116782	269990	72576	205186
844391 PART/ACCE PRINTING MACH H-8442	36754	57503	24593	41017
844399 PARTS /ACCE OTH PRINTING MACH	71841	171334	81293	167660
844400 MAC EXTRUD CUT M-MADE TEX-MATE	31386	54257	24001	43194
844511 CARDING MACHINES	112964	224486	283618	332369
844512 COMBING MACHINES				17118
844513 DRAWING /ROVING MACHINES	118136	288858	207957	268736
844519 OTH MACH TEXTURE FIBRE ETC	150158	196790	73686	124024
844520 TEXTING SPINNING MACHINES	303746	1648052	153401	498516
844530 TEXTILE DOUBLING OR TWIST MACH	27605	63415	45061	52284
844540 TEXTILE WINDING MACHINE	297524	658476	203481	510683
844590 OTH MACH, TEXTILE FIBRE	126301	257655	110060	344809
844610 WEAVING MACH FAB WD-NOT>30CM	1660	2043		915
844629 OTH WEAVING MACHINES(LOOMS)	34519	66542	136164	138425
844630 WEAV MACH FAB >30CM SHUTLES	365953	768818	496304	1016893
844711 CIRCULAR KNITTING MACHINE	39273	53949	7834	10842
844712 CIRCULAR KNIT MACH DIA>165MM	22457	65627	41396	68953
844720 FLAT KNIT MACH STITCH-BONDING	16091	52914	74869	123364
844790 OTH MACH GIMPED YARN TULE LACE	362318	831742	501286	1041576
844811 DOBBIES JACQUARD COPY ETC MACH	24779	71329	2892	4880
844819 OTH AUXILIARY MACHIN HD84.44-47	103227	251759	125820	350365
844820 PARTS&ACCESSORIES MACH H-84.44	18515	23931	8650	18729
844831 CARD CLOTHING	83503	150415	135558	218192
844832 PART ACCESORY MACH TEXT FIBRE	8713	11918	5308	20344
844833 SPINDLE SPIND FLYER S/IN RING	92930	191299	110889	206737
844839 OTH PARTS&ACCESSORIES 84.45	169282	329558	94800	209892
844842 REEDS FOR LOOMS HEALDS&H/FRAM	22031	44743	26447	47907
844849 OTH PART ACCESSORIES WEAV MACH	94696	130626	33468	77181
844851 SINKERS NEEDLES & OTH ARTICLES	37704	72147	39167	65374
844859 PART ACCESSORY MACH HEAD 84.47	30726	59040	43668	81589
844900 MACH MFG FINISH NON WOVENS	4984	6765		317
845011 WASHING MACH FUL-AUTO NOT>10KG	42693	127480	31590	64890
845012 O-MACH BUILT-CENTRIFUGAL DRIER	3011	5497	10766	18652
845019 O-MACH DRY LINE CAPA -NOT>10KG	8655	13488	9604	9951
845020 MACHINE DRY LINE CAP EXCE10KG		18495		962
845090 PARTS FOR H/HOLD WASH MACHINE	33373	35059	17505	39439
845110 DRY-CLEANING MACHINES		19462	1209	4104
845129 OTH DRYING MACHINES	64796	132083	67539	103302
845130 IRONING MACHINES & PRESSES	6175	21693	9337	14342
845140 WASHING BLEACH DYE MACHINES	207763	468371	416285	621044
845150 REELING UNREEL FOLDING ETC MAC	17021	39526	21693	56053
845180 OTH MACHINERY	285485	686934	359177	696447
845190 PARTS FOR DRY CLEAN/DYING MACH	37466	74179	45127	75221
845210 SEWING MACHINE HOUSEHOLD TYPE	13528	30880	11800	16330
845221 AUTOMATIC UNITS SEWING MACHINE	3730	14565	9000	13267
845229 OTH SWING MACHINES	263415	462674	179971	348226
845230 SEWING MACHINE NEEDLES	10317	17944	5902	8973

Contd.

10.11 Imports by Economic Categories (Detail)

(In Thousand Rupees)

Items	Aug., 2016	From July, 2016	Aug., 2015	From July, 2015
845290 OTHER PARTS OF SEWING MACHINE	25021	47543	18983	40590
845310 MACH PREP, TANN HIDE, SKIN LEAT	18201	68534	27902	48334
845320 MACH MAKING/REPARING FOOTWEAR	13097	25704	25382	41592
845380 OTH MACH REPAR H-SKINS/LEATHER	1890	1890	9861	13508
845390 PARTS OF MACH TANNING, FOOTWEAR	11096	18355	14845	27021
845410 CONVERTERS			2707	2707
845420 INGOT MOULDS & LADLES		1174		
845430 CASTING MACHINES	48495	104038	37133	64225
845490 PARTS OF CONVERTERS LADLES ETC	9386	56110	13627	20033
845510 TUBE MILLS	2410	2410	107446	107446
845521 HOT/COMBIN HOT&COLD ROLING MIL		157253	59210	68468
845522 COLD, ROLLING MILLS		1666	5368	6416
845530 ROLLS FOR ROLLING MILLS	33664	80651	15759	77597
845590 OTH PARTS METAL ROLLING MILLS	30944	42958	3735	7544
845610 MACH TOOL WORKING BY LSER ETC	29772	100389	10670	14006
845630 MA-TOOL OPER ELECTRO DISCHARGE	8857	14232	2064	4330
845690 O-MAC TOOL FOR REMOVAL OF MAT	5172	6604	4286	4286
845710 MACHING CENT FOR WORKING METAL	42131	94991	17966	40806
845811 HORIZONT LATH NUMERICL CONTROL	11050	70754	14884	27371
845819 OTHER, HORIZONTAL LATHES	16752	29312	12720	14255
845891 OTH LATHES NUMERICALLY CONTROL	3968	4183		
845899 OTH LATHES FOR REMOVING METALS	2617	13254	8789	10163
845910 WAY TYPE UNIT HEAD MACHINES	430	1980	578	1356
845929 OTHER DRILLING MACHINES	13925	28238	21245	27288
845931 OTH BOR/DRIL MACH NUMERI CONTR	17414	19954		
845939 OTHER BOARING-MILLING MACHINES	962	962	11050	17240
845940 OTHER BORING MACHINES	5440	15694		3444
845951 MILLING MACH KNEE TYPE N.CONTR	2401	2962		1640
845959 MILL MACH W TRAVERSER =<300MM	6665	14849	5356	11565
845961 OTH MILLING MACH NUMERCAL CONT		2826		
845969 OTHER MILLING MACHINES	44924	48379	16976	19749
845970 OTH THREAD/TAPPING MACH	3033	5531	1484	1894
846011 F.SURFACE GRIND MACH NUM CONTR	8	8		56
846019 OTH F.SURF GRIND MAC AXIS0.01M	7914	13906	12424	20824
846021 OTH GRIND MACH NUMERICAL CONTR		14866		
846029 OTH GRIND MACH AXIS 0.01MM	3550	4382	1166	1166
846039 OTH SHARPENING MACH-TOOL	960	960	267	1284
846040 HONING OR LAPPING MACHINES	1951	2373	527	637
846090 OTHER MACHINE TOOLS	6229	13209	3837	4824
846120 SHAPPING OR SLOTTING MACHINES	858	2986	8565	10955
846130 BROACHING MACHINES	2195	2195		415
846140 GEAR CUTTING, GRIND/FINISH MACH	2107	3875	5357	19577
846150 SAWING OR CUTTING-OFF MACHINES	18411	41115	14737	101238
846190 OTH MACH TOOL FOR METAL WORK	13949	21364	1522	9470
846210 FORGING/DIE-STAMP MACH&HAMMERS	668	2997	648	648
846221 BEND, FOLD, ETC MACH NUM CONTROL	11133	18016	6396	6396
846229 OTH BENDING, FOLDING MACH	11818	49314	13049	15992
846239 OTH SHEARING MACH	10301	38427	19469	23309
846241 PUNCH/NOTCH MACH NUM CONTROL		14597	23	23
846249 OTH PUNCHING/NOTCHING MACH	26743	39453	1763	14180
846291 HYDRAULIC PRESSES	23269	43216	40357	44354
846299 OTH PRESSES FOR WORK METAL	42468	65036	1328	1880
846310 DRAW-BENCH FOR BARS, TUBES WIRE		32504	4324	4324
846320 THREAD ROLLING MACHINES	5133	8744	8436	8436
846330 MACHINES FOR WORKING WIRE	6428	9543	16290	18677
846390 OTH MACH TOOL WORKING METALS	13522	34341	4372	10182
846410 SAWING MACHINES	144	2472	3368	3368

Contd.

10.11 Imports by Economic Categories (Detail)

(In Thousand Rupees)

Items	Aug., 2016	From July, 2016	Aug., 2015	From July, 2015
846420 GRINDING OR POLISHING MACHINES	5827	12095	2920	7802
846490 OTH MACH TOOL WORK STONE/CER/C	2441	15951	7002	9077
846510 MACHINE FOR MECHANIC OPERATION				1537
846591 SAWING MACHINES	8239	8492	5253	6580
846592 PLANING, MILLING, MOULD MACH	8490	9136	1131	3685
846593 GRINDING SANDING POLISHING MAC	8140	10663	13560	14316
846594 BENDING OR ASSEMBLING MACHINES	75846	76704	153	1254
846595 DRILLING OR MORTICING MACHINES	108	170	398	1264
846596 SPLITTING SLICING PARING MACH	4321	10729	4975	6325
846599 OTH MACH TOOL FOR WOOD CORKETC	16513	27879	14699	19836
846610 TOOL HOLDER SELF OPEN DIEHEAD	6382	14365	7386	13201
846620 WORK HOLDERS	415	1231	1662	1993
846630 DIVIDING HEAD & ATTACH M-TOOL		38	775	775
846691 OTH PART FOR MA-TOOL H.84.64	455	776	1261	2489
846692 OTH PART FOR MA-TOOL H.84.65	3816	7568	6867	12639
846693 PART/ACCES MACH TOOL PLAN ETC	16660	21241	14557	23664
846694 PART/ACCES MACH TOOL FOLD ETC	17071	31609	7829	11269
846711 PNEUMATIC ROTARY TYPE TOOLS	4075	4395	164	661
846719 OTH PNEUMATIC TOOLS FOR WORK	11767	16457	748	4551
846721 DRILL W ELEC MOTOR OF ALL KIND	25236	38127	11236	23828
846722 SAWS SELF CONTAINED ELE-MOTOR	7671	9959	5570	6750
846729 OTH TOOL WITH ELECTRIC MOTOR	49051	96175	41998	67919
846781 CHAIN SAWS	2230	6814	3529	5555
846789 OTH TOOL WORKING IN HAND	6874	13433	7328	11204
846791 PARTS OF CHAIN SAWS	2650	5135	3314	5354
846792 PARTS OF PNEUMATIC TOOLS	804	5101	1095	4315
846799 OTH PART TOOL WOR IN THE HAND	14736	23047	20342	28789
846810 HAND HELD BLOW PIPES	8	8		10
846820 OTH GAS-OPERATED MACH APPARATU	970	1695	2499	4462
846880 OTH MACH FOR SOLDER, BRAZING	9424	13839	2547	8335
846890 PARTS FOR SOLDERING, BRAZING MAC	1811	5597	940	4401
846900 TYPEWRITER; WORD PROCESS MACH	465	465		112
847010 ELEC CALCULATOR, DATA REC MAC	11538	18115	5380	10049
847021 CALC. MACH W PRINT DEVICE				6
847029 OTH ELECTRO CALCULATING MACHIN		53	104	105
847030 OTHER CALCULATING MACHINES				469
847050 CASH REGISTERS	13063	26750	2972	4097
847090 OTH POSTAGE, TICKET ISSUE MACH	67746	98331	702	18686
847130 PORTABLE AUTOMATIC DP MACHINE	2671964	5093499	888413	1525731
847141 OTH AUTOMATIC DATA PRO MACHINE	147296	268490	61946	90084
847149 OTH PRESENTED IN FORM SYSTEMS	15608	33558	7942	52271
847150 PROCESSI UNIT O/T, H-8471.41, 49	376326	664432	351921	483549
847160 INPUT, OUTPUT UNIT IN S-HOUSING	183672	222618	46765	111462
847170 STORAGE UNITS	121824	199214	95664	170901
847180 OTH UNITS OF AUTO DAT PRO MACH	4041	21371	16055	22086
847190 OTH LAN, BRIDGES, HUBS EXCL SWIT	19029	132786	125813	140940
847210 DUPLICATING MACHINES	498	2137	73	73
847230 SORTING/FOLDING/AFFIXING MACH		37	64	572
847290 OTHER, OFFICE MACHINES	209774	390921	205517	327081
847310 PARTS/ACCESS OF MACH H-84.69	54	4494		3
847329 OTH PARTS OF MACH H-84.70	4200	5168	312	1187
847330 PARTS/ACCESS OF MACHINE 84.71	69870	168853	129088	211402
847340 PARTS/ACCESS MACHINE HEAD 84.72	11981	32567	18802	52602
847350 PARTS/ACCESS MAC HD 84.69-84.72	312	883	735	2344
847410 SORTING/SCREENING/WASHING MACH	106195	235043	3403	7891
847420 CRUSHING OR GRINDING MACHINES	105048	1476738	30287	79142
847431 CONCRETE OR MORTAR MIXERS	515975	579111	69138	91999

Contd.

10.11 Imports by Economic Categories (Detail)

(In Thousand Rupees)

Items	Aug., 2016	From July, 2016	Aug., 2015	From July, 2015
847432 MACH FOR MIXING MINERAL&BITUME	11215	40894	21102	23177
847439 OTH MACH FOR MIXING MINERALS	714578	714578	5423	6656
847480 OTHER MACHINERY	188712	249953	32975	45471
847490 PART OF SORTING,SCREENING MACH	230577	465431	89841	225002
847510 MACH FOR MAKING ELEC LAMP/TUBE	140	140	32361	32361
847521 MACH FOR MAKING OPTRICAL FIBRE	857	1922	10	10
847529 OTH GLASS WORKING MACHINES	2266	112742	34309	43884
847590 PARTS OF MACHINES H-NO.84.75	651	11111	1762	4344
847621 BEVERAGE/VENDING MA W REFRIG		412		
847629 OTH,AUTOMA BEVERG-VENDING MACH	2172	2759	47	138
847689 OTH MACH INCL MONEY CHANG MACH		563		103
847690 PARTS OF MACH HEADING 84.76		34	19	19
847710 INJECTION-MOULDING MACHINES	469057	703250	262296	420775
847720 EXTRUDERS	84346	176336	18972	23911
847730 BLOW MOULDING MACHINES	85345	182485	82244	125691
847740 VACCUM MOLDING/THERMOFORM MACH	65785	66841	2844	10182
847751 MACH MOULD PNEUMATIC TYRE,TUBE	29040	50090	11272	11272
847759 OTH MACH FOR MOLDING/FORMING	5903	5903		1299
847780 OTH MACH FOR WORKING RUB/PLAST	84842	336930	81981	115814
847790 PARTS OF MACH,WORKING RUB/PLAS	72926	174786	66521	106413
847810 MACH FOR REPARING TOBACCO				93989
847890 PARTS OF MACHINES OF H-84.78	16579	37621	17576	85034
847910 MACH FOR PUBLIC WORKS,BUILDING	51081	99070	130869	174553
847920 MACH FOR EXTRACT/PREP FATS/OIL	12358	20178	45160	49430
847930 PRESS PARTICAL/FIBRE BOARD ETC	20900	26119	3769	15437
847940 ROPE OR CABLE MAKING MACHINES	2489	40078	93466	93843
847950 INDUSTRIAL ROBOTS(N.E.S.)	1271	1788	335	335
847960 EVAPORATIVE AIR COOLERS	355524	397052	60701	76453
847971 PASSE BOARD BRIDGE.AIRPORT USE	1307939	1364267		
847979 OTH PASSENGER BOARDING BRIDGES	2337	2337	1	600
847981 MA FOR TREATING METAL/FLE WIRE	12188	48568	8154	17496
847982 MIX/KNEAD/CRUSH/GRIND ETC MACH	202291	290173	70030	185326
847989 OTH APPLI IDIVIL FUNCTIO MACH	730025	1228270	408446	682865
847990 PART OF MA H- 8479.20.60.82.84	62520	145196	68993	210858
848010 MOULDING BOXES FOR MET FOUNDRY	204	279	5161	7342
848020 MOULD BASES	3608	8166	9733	10960
848030 MOULDING PATTERNS	881	1958	236	599
848041 INJECTION OR COMPRESSION TYPES	7173	9859	6986	16924
848049 OTH, MOULDS FOR METAL/CARBIDES	30425	60415	34033	62106
848050 MOLULDS FOR GLASS	13259	13786	525	8208
848060 MOULDS FOR MINERAL MATERIALS.	79596	212586	3018	17550
848071 INJECTION OR COMPRESSION TYPES	399307	438742	46092	67239
848079 OTH MOULDS FOR RUBBER/PLASTICS	154419	211930	150399	261132
848110 PRESSURE-REDUCING VALVES	539317	868074	84923	260373
848120 VALVES,OLEOHYD/PNEUMATIC TRANS	7204	20890	12658	63308
848130 CHECK (NONRETURN) VALVES	124400	407918	77485	157226
848140 SAFETY OR RELIEF VALVES	77215	314061	47650	146074
848180 OTH APPLIANCE(TAP,COCKS,VAL)	2077329	2920610	560671	962059
848190 PARTS OF APPLICANCE H-NO.84.81	163286	249360	147196	261075
848210 BALL BEARINGS.	410660	797385	371375	694647
848220 TAPERD ROLLER BEARING INC CONE	56273	109237	71251	147264
848230 SPHERICAL ROLLER BEARINGS	32623	59884	67147	92364
848240 NEEDLE ROLLER BEARINGS	8269	15735	3929	8092
848250 OTH CYCLINRICAL ROLLER BEARING	11082	25400	9406	38830
848280 OTH COMBINED BALL/ROLLER BEAR	50969	126310	33590	49924
848291 BALLS, NEEDLES/ROLLERS PARTS	12346	28705	17301	28232
848299 OTH PARTS OF BALL/ROLLER BEAR	13204	28488	14888	45077

Contd.

10.11 Imports by Economic Categories (Detail)

(In Thousand Rupees)

Items	Aug., 2016	From July, 2016	Aug., 2015	From July, 2015
848310 TRANSMISSION/CRANKS/SHAFTS.CAM	268917	473601	253108	451824
848320 BEARING HOUSING-BALL/ROLR BEAR	6520	15834	11556	22981
848330 BEARING HOUSING NOT INCOR BEAR	303980	426661	104219	256245
848340 GEAR,CHAIN SPOK,GEAR BOXES ETC	247489	531185	155370	385585
848350 FLYWHEL/PULEY INCL PULEY BLOCK	55406	68789	8333	14268
848360 CLUTCHES AND SHAFT COUPLING	70352	126610	81639	180553
848390 PARTS OF HEADING 84.83	29105	73101	26976	89043
848410 GASKET&SIMILAR JOINT OF MATALS	106457	181653	67170	125648
848420 MECHANICAL SEALS	58791	98024	56654	95110
848490 OTH GASKET&SIMI JOINT DISSIMIL	81592	164228	43149	91409
848610 MACH FOR MANUF BOULES / WAFERS	10	10		
848620 MAC FOR MANUF S-COND,I-CIRCUIT			21	32
848630 MACH FOR MANUF FLAT PANEL DISP			328	328
848640 MACH FOR MANU OF I-CIRCUIT,NES			146	157
848690 PARTS&ACCE OF MACH MANU S-COND	291	291		2
848710 SHIPS/BOATS,PROPELLERS&BLADES	21654	21654	65	6079
848790 O-PARTS&ACCE NOT CON ELE-CONNE	27255	67063	54016	76806
850110 ELEC MOTOR OUTPUT NOT>37.5.WAT	245260	321616	39496	102093
850120 UNIVERSAL AC/DC MOTOR >37.5 W	8397	50455	31312	64156
850131 OTH DC MOTOR/GEN 0-P=750 WATT			18032	29674
850132 O-DC MOTOR/GEN 0-P-750W-75KW		14988	2060	6292
850133 OTH DC MOTO/GEN 0-P-75KW-375KW	4634	14733	6378	16403
850134 OTH DC MOTOR/GEN OUTPUT >375KW	8750	8750	8060	9479
850140 OTH AC MOTORS,SINGLE-PHASE	73745	179204	98611	171886
850151 OTHER AC MOTORS MULTI-PHASE	25822	50944	33121	74173
850152 AC MOTORS,OUTPUT-750W-75KW	178840	301006	91731	238011
850153 AC MOTORS,OUTPUT>75KW	152537	228773	42507	85078
850161 AC GENERATORS OUTPUT NOT>75KVA	79782	153567	74486	169597
850162 AC GENERATORS OUTPUT-75-375KVA	5452	29744	11496	44339
850163 AC GENERATOR 0-P-375KVA-750KVA	900	3623	2104	2622
850164 AC GENERATORS OUTPUT >750 KVA	50485	221372	3527	15909
850211 EL GNERATOR (DIESEL)0-P>75 KVA	712728	1306384	271447	999426
850212 GENER SET(DIESEL)OP- 75-375KVA	213037	359984	113032	291082
850213 GENER SET(DIES ENG)OP>375KVA	281800	937950	372844	628379
850220 GENER SET(SP-ING ENG)OP>375KVA	146214	146214	501058	504272
850231 GENERATING SETS,WIND POWERED	4539627	7467571	1885288	4730736
850239 OTHER GENERATING SETS	2497399	4622005	3258301	4200624
850240 ELECTRIC ROTARY CONVERTERS.	815	815		
850300 PARTS FOR MACHIN H-85.01/85.02	2682155	4095658	398972	517844
850410 BALLAST FOR DISCHARG LAMP/TUBE	29433	44724	21735	35398
850421 LIQUID DIELECRICT FORMERS	42654	89321	1172	21302
850422 LIQ D-E T/FORMER-650-10000KVA		25069	12534	12554
850423 LIQ DI-ELE T/FORMER >10000KVA	1271388	2127077	186154	186216
850431 OTH TRANSFORMER-PHC-NOT>1 KVA	95805	306937	46799	94595
850432 OTH TRANSFORMER-PHC-1KVA-16KVA	14229	21994	5002	5425
850433 OTH TRANSFORMER-PHC-16-500KVA	78538	368478	17969	34546
850434 OTH TRANSFORMER-PHC>500 KVA	24903	159788	87869	804693
850440 STATIC CONVERTERS	780401	1457992	674532	1531261
850450 OTHER INDUCTORS	9230	18718	21782	60139
850490 PARTS ELEC POWER MACH H-8504	178279	339112	109972	246230
850511 PERMANENT MAGNETS AND ARTICLES	6718	13633	7822	9686
850519 OTH PERMANENT MAGNETS&ARTICLES	14106	21969	15634	24009
850520 EL-MAGNET COUPLING,CLUTCH ETC	4145	22005	3294	6795
850590 OTH EL-MAGNET INC/PART HD85.05	3865	12042	4237	7483
850610 MANGANESE DIOXIDE P/CELL&BATT	110010	177436	75020	134969
850630 MERCURIC OXIDE P/CELL&BATTERIES		1	159	242
850650 LITHIUM PRIMARY CELL&BATTERIES	26764	101725	23324	55050

Contd.

10.11 Imports by Economic Categories (Detail)

(In Thousand Rupees)

Items	Aug., 2016	From July, 2016	Aug., 2015	From July, 2015
850660 AIR ZINC PRIMARY CELL&BATTERIES	495	794	103	120
850680 OTHER PRIMARY CELL&BATTERIES	29144	52670	31202	57383
850690 PARTS OF PRIMARY CELL&BATTEIES	14645	19242	10373	35976
850710 LEAD-ACID ACCUMULATOR(STARTNG)	2963	3897	1501	2171
850720 OTHER LEAD-ACID ACCUMULATORS	473684	937506	621512	1353530
850730 NICKEL-CADMIUM ACCUMULATORS	5079	7818	2576	25884
850740 NICKEL-IRON ACCUMULATORS	465	465	31	31
850750 BATTRIES NICKEL-METAL HYDRIDE	650	1748	292	967
850760 BATTRIES LITHIUM-ION	6975	13281	11053	19547
850780 OTHER ACCUMULATORS	6188	37793	12983	82964
850790 PARTS EL-ACCMOLATOR INCL SEPR	24372	42095	68138	126553
850811 VACUM CLEANER SE-CONTA E-MOTOR	15774	26212	3519	7453
850819 OTH VACUUM CLEANERS SELF MOTOR	5552	8360	3428	9307
850860 OTHER VACUUM CLEANERS	2442	3240	241	1460
850870 PARTS OF VACCUM CLEANERS	239	376	285	508
850940 FOOD GRINDER/MIXERS&JUICE EXT	99259	166616	80421	140289
850980 OTH DOMESTIC APPLIANC	8381	16828	22118	35814
850990 PARTS DOMESTIC APPLIAN	82434	125308	25825	42794
851010 SHAVERS SELF CONTAINED EL-MOTO	11356	18773	1662	3845
851020 HAIR CLIPPERS SELF CON EL-MOTO	20793	23583	10367	14365
851030 HAIR-REMOVING APPLIANCES	3216	4387	17348	34118
851090 PART OF SHAVER/CLIPPER/REMOVER	2570	6742		759
851110 SPARKING PLUGS	122288	219014	73588	145105
851120 IGNITION/DYNAMOS MAG-FLYWHEELS	11859	20774	4106	11444
851130 DISTRIBUTORS;IGNITION COILS	42025	80030	35185	66190
851140 STARTERS MOTORS/DUEL PUR GENER	24164	40207	13413	18835
851150 OTHER GENERATORS	2170	4703	9712	11809
851180 OTH EL-IGNITION/START EQUIP	7865	12756	5087	8837
851190 PARTS OF THE HEADING NO.85.11	130338	212308	124620	228847
851210 LIGHTS SIG EQUIP BICYCLE USED	113	168	159	311
851220 OTH LIGHTING SIG EQUIPMENT	224590	360855	198425	359442
851230 SOUND SIGNALLING EQUIPMENT	22983	40592	14444	26188
851240 WINDSCREEN WIPER,DEFROST/DEMIS	7397	13865	6445	13124
851310 PORTABLE ELECTRIC LAMPS	86788	146768	72305	124629
851390 PARTS(OF THE HEADING NO.85.12)	81	876	666	976
851410 RESISTANCE HEATED FURNACE/OVEN	4822	6023	478	518
851420 INDUCTION/DIELECTRIC FUR/OVENS	2962	3226	30061	30061
851430 OTHER FURNACES AND OVENS	9930	44783	1902	3478
851440 OTH IND/DI-EL HEATING EQUIPMNT	2973	9139	5701	28688
851490 PARTS(OF HEADING NO.85.14)	7953	15530	8693	27542
851511 SOLDERING IRONS AND GUNS	4830	6908	3657	6673
851519 OTH BRAZING/SOLDER IRONS&GUNS	6968	16355	5493	12666
851521 MACHINES,RES WELDING OF METAL	29938	33405	99	430
851529 OTH MACH RES WELDING OF METAL	9605	13508	5006	8876
851531 MACH ARC WELDING METAL F/AUTO	666	48343		
851539 OTH MACH/APP ARC WELDING METAL	29967	148614	29145	44642
851580 OTH MACH/APP HOT SPRAYING METL	12143	18752	8536	16569
851590 PARTS(OF HEADING NO.85.15)	22283	49494	4824	12394
851610 ELE INSTANEOUS/IMERSION HEATER	53860	60257	13294	21395
851621 STORAGE HEATING RADIATORS	195	838	3700	3836
851629 OTH ELE SPACE/SOIL HEATNG APPA	15430	21927	9131	11607
851631 HAIR DRYERS	7926	10624	3618	13848
851632 OTHER HAIR DRESSING APPARATUS	6580	12106	3138	8289
851633 HAND DRYING APPARATUS	251	682	352	629
851640 ELECTRIC SMOOTHING IRONS	28156	41185	9067	25921
851650 MICROWAVE OVENS	126556	181486	20901	33318
851660 OTH OVEN/COOKER/GRILL/ROASTERS	51479	73874	22230	36323

Contd.

10.11 Imports by Economic Categories (Detail)

(In Thousand Rupees)

Items	Aug., 2016	From July, 2016	Aug., 2015	From July, 2015
851671 ELECTRIC COFFEE OR TEA MAKERS	5459	7734	2836	7067
851672 ELECTRIC TOASTERS	20544	20982	8205	16613
851679 OTH ELECTRIC-THERMIC APPLIANCE	20430	33995	18895	51866
851680 ELECTRIC HEATING RESISTORS	25456	40341	7801	21472
851690 PARTS EL-THERMIC APP H-85.16	46295	64257	60126	149672
851711 LINE TELEPHONE CORDLESS H-SETS	7343	9081	8904	15531
851712 TELEPHONE FOR CELLULAR NETWORK	4868065	9712536	6145961	10763093
851718 OTHER TELEPHONES	15294	20242	5643	12087
851761 BASE STATIONS FOR WIRELESS N-W	530669	940995	995444	1431498
851762 MACH FOR RECEPTION VOICE/IMAGE	1919665	2623090	2572315	4328036
851769 OTHER APPARATUS	463042	817121	446613	864562
851770 PARTS FOR TELEPHONES/WIRELESS	760772	985515	469362	715660
851810 MICROPHONES AND STANDS THEREOF	3643	7396	2513	6005
851821 SINGLE L/SP MOUNTED IN ENLOUR	28161	48123	15138	29361
851822 MULIPLE L/SP MOUNTED IN ENCL	18578	29574	25984	35707
851829 OTH L/SP NOT MOUNTED IN ENCL	60671	103691	29742	54943
851830 HEAD/EAR/MICRO PHONE SPEAK SET	41413	89526	29260	73055
851840 AUDIO FREQUENCY ELEC.AMPLIFIER	5203	12253	5885	9997
851850 ELECTRIC SOUND AMPLIFIER SETS	5046	6185	2277	3613
851890 PARTS & ACCESSORIES HEAD 85.18	6598	13202	6019	9843
851930 TURNTABLES (RECORD-DECKS)		14	98	98
851981 O-APPA USING MAG/OPTICAL MEDIA	59	122	65	65
851989 OTH COMPACT DISK PLAYERS	6133	9986	3635	8645
852110 MAGNETIC TAPE TYPE	4927	8624	1286	3751
852190 OTH VIDEO REC/REPRODUCING APP	15653	28628	13886	25357
852210 PICK UP CARTRIDGES			5	5
852380 DATA/SOUND RECORDED AUTO.DPM	760865	998455	48047	73898
852550 TRANSMISSION APPA FOR RADIO/TV	15742	46232	6676	34671
852560 TRANSMISSION APPARATUS	39693	80051	22383	54210
852580 TV CAMERAS,DIGI/VIDEO CAMERA-R	120574	239301	90006	146356
852610 RADAR APPARATUS	10909	42633	2859	2859
852691 RADIO NAVIGATIONAL AID APPARAT	7150	63521	130379	143498
852692 RADIO REMOTE CONTROL APPARATUS	362	2138	561	749
852712 POCKETSIZE RADIOCASSETE PLAYER	134	135	226	354
852713 OTH APPA COMB W/SOUND REC/PRO	51	220		
852719 OTH RECORDING/REPRODUCING APPA	926	2689	2168	5278
852721 OTH RADIO BRO-RECEIVER FOR VEH	7958	20025	4749	8457
852729 OTH SOUND REC/REPRO APPA VEH	10524	21072	10881	26302
852791 OTH APPA COMB W/SOUND REC/PRO	6	94		
852792 APPA NOT COMB W-S-RECOR/REPROD			20	41
852799 MODEMS FOR SUND RECOD APPA	251	319		43
852841 MONITORS AUTOM DATA PRO SYSTEM	1570	5842	1321	3349
852849 OTH CATHODE-RAY TUBE MONITORS	663	812	779	1656
852851 OTH MONITOR DATA PROCESSING SY	115792	286025	221659	398085
852859 OTHER MONITORS	81929	98395	3310	8543
852861 PROJECTOR FOR AUTO- DPS-H8471	44517	52919	16390	32647
852869 MULTIMEDIA PROJECTOR-FOR DP-SY	1999	2059	910	1288
852871 RECEPTION APPA FOR TV	31421	52645	13586	23216
852872 OTH COLOUR TV SETS	893850	1518979	157659	219694
852910 AERIALS/REFLECTORS ALL KINDS	19121	30224	18990	32509
852990 OTH PARTS/APP H-85.25-85.28	85266	143395	502635	597945
853080 OTH SIGNAL EQP EL TRAFIC CONT	3056	7699	2576	4345
853090 PARTS OF EQP HEAD 85.30	581	2245	11705	11766
853110 BURGLAR/FIRE ALARMS/SIMIL APPT	53284	138066	11788	29666
853120 INDICATOR PANEL INCORP LCD/LED	6396	30133	10899	19690
853180 OTHER APPARATUS	9582	16177	6492	11036
853190 PARTS ELEC SOUND/VIS SIG APPT	45926	57583	3818	8712

Contd.

10.11 Imports by Economic Categories (Detail)

(In Thousand Rupees)

Items	Aug., 2016	From July, 2016	Aug., 2015	From July, 2015
853210 FIX CAPACITO 50/60HZ CAP.5KVAR	24763	82242	6391	36459
853221 OTHER FIXED CAPACITOR	134	391		
853222 ALUMINIUM ELECROLYTIC FIX CAP	608	4776	212	1560
853223 CERAMIC DIELEC,SIN-LYR FIX CAP	700	1037	304	1315
853224 CERAMIC DIELEC MUL-LYR FIX CAP	1435	4643	1563	4738
853225 DIELECTRIC PAPER PLAS FIX CAP	70	1617	493	945
853229 OTHER FIXED CAPACITORS	20857	38399	31407	59907
853230 VARIABLE/ADJUSTABLE CAPACITORS	436	1760	614	1824
853290 PARTS OF ELECTRICAL CAPACITORS	3177	4870	3954	7019
853310 FIXED CARBON RES COMP/FILMTYPE	19860	32089	2059	4359
853321 OTH FIXED RES CAPACITY < 20 W	709	2002	235	663
853329 OTHER FIXED RESISTORS	31407	42451	6701	17421
853331 W/WOUND RESISTOR- RHEO&POTEN	1924	4744	2328	4581
853339 OTH W/WOUND VARIABLE RESISTORS	4349	6048	521	6135
853340 OTH VAR RES INCL REHEOSTATS	10030	15460	10510	16993
853390 PARTS FOR ELECTRICAL RESISTERS	525	653	1466	2539
853400 PRINTED CIRCUITS	28311	54776	87399	118509
853510 FUSES FOR VOLTAGE >1000 VOTTS	11438	13822	3375	16901
853521 AUTOMA C-BRAKER VOT <72.5 KV	147125	262544	174641	229945
853529 OTH AUTOMATIC CIRCUIT BRAKER	301007	320854	14273	36182
853530 ISOLATING/MAKE-AND-BREAK SWIT	102173	125696	5207	15902
853540 LIGHT ARRESTER,VOL LIMITER ETC	73005	99333	12271	19209
853590 ELEC APP SWITCHING CIR>1000VOL	17871	84769	68095	111885
853610 FUSES FOR VOLTAGE <1000 VOLTS	15113	24834	6863	21180
853620 AUTOMATIC CIR BREAKER	242164	412465	168656	376479
853630 OTH APP PROTECTING ELEC CIRCUL	2806	12962	4402	8237
853641 RELAYS FOR VOLTAGE	15001	25679	9032	18905
853649 OTHER, RELAYS	126701	208802	103373	159325
853650 OTHER SWITHCES	132525	219152	93997	176577
853661 LAMP HOLDERS	17822	26668	4918	12455
853669 OTHER,PLUGS AND SOCKETS	105493	227635	75421	152741
853670 CONNECTORS FOR OPTICALFIBRES	4418	8889	4084	7337
853690 OTH ELECTRICAL APPARATUS	146029	253319	80321	179670
853710 BOARD,PANEC ETC VOLTAGE-1000V	432838	949175	291411	571301
853720 BODIES,CONSOLE ETC VOLT>1000V	885377	1010556	329167	1182899
853810 BOARD,PANELS GOODS HEAD 85.37	48114	97100	56596	92577
853890 OTH PARTS SUITABLE GOOD H85.37	369405	693973	189752	371287
853910 SEALED BEAM LAMP UNITS	9858	18218	7237	13153
853921 TUNGSTEN HALOGEN LAMPS	37672	62423	21254	41521
853922 OTH LAMPS 200W FOR VOLT>100V	4024	8243	4781	19827
853929 OTH FILAMENT LAMPS EXCL U-VIOL	55547	99299	32229	63977
853931 DISCHARGE LAMP O/TAN U-V-LAMP	1061909	1852389	18176	30143
853932 MERCURY OR SODIUM VAPOUR LAMPS	32700	32700	6101	6986
853939 OTH DISCHARGE LAMPS,O/TH ULTRA	1364	14817	885005	1612065
853941 ARC-LAMPS (ELECTRIC)	632	1132	676	963
853949 OTH ULTRA-VOILET/INFRA-REDLAMP	1737	5623	5324	6885
853990 PARTS ELECTRIC FILAMENT/D-LAMP	42321	89521	41295	69293
854011 CATHODE-RAY TV PICTURE TUBES			5118	5895
854020 TV CAMERA TUBE(IMAG CONVERTER)		353	19	19
854040 DATA GRAP DISPL TUBE,COLO/MONO	22	22		
854071 MAGNETRONS	8331	10005	24008	67092
854079 OTH,MICROWAVE TUBE,CARCINOTR		71		
854081 OTHER VALVES AND TUBES:		883		
854089 OTHER VALVES ANA TUBES,N.S.	386	386	1448	1448
854099 OTH PARTS OF HEADING NO.85.40	111	111	4	4
854110 DIODES,OTH THAN PHOTOSENSITIVE	19827	29436	13160	24871
854121 TRANSISTOR O/THAN PHOTOSENSITV	2508	3789	250	404

Contd.

10.11 Imports by Economic Categories (Detail)

(In Thousand Rupees)

Items	Aug., 2016	From July, 2016	Aug., 2015	From July, 2015
854129 OTH TRANSISTOR O/TH PHOTOLEN	8376	15952	4598	10430
854130 THYRISTORS DIACS AND TRIACS	2147	2464	4302	5059
854140 PHOTOLEN SEMICONDUCTOR DE	3377049	7076667	699428	8529964
854150 OTH SEMICONDUCTOR DEVICES	9170	12924	2000	3489
854160 MOUNTED PIEZO-ELECTRIC CRYSTAL	3530	5104	506	1781
854190 PARTS OF APPARATUS OF H-85.41	1399	2552	1515	3467
854231 ELECTRONIC INTEGRATED CIRCUIT	70203	88414	14567	56880
854232 MEMORIES	34552	47403	2441	11497
854233 AMPLIFIERS	2074	2955	2870	5165
854239 OTH ELECTRO INTEGRATED CIRCUIT	61687	103705	23041	68487
854290 PARTS OF ELEC INTIGRAT CIRCUIT	5723	6728	13460	27169
854310 PARTICLES ACCELERATORS		197104	103796	103796
854320 SIGNAL GENERATORS	6333	7694	6421	11527
854330 MACH APPA EL-PLATNG ELECTROLYS	16634	66942	26	1951
854370 OTHER MACHINE/APPARATUS	489458	701002	185391	283385
854390 PARTS OF THE APPARATUS H-85,43	7487	32230	11439	19176
854411 WINDING WIRE OF COPPER	43490	61578	8912	27007
854419 OTHER WINDING WIRE OF COPPER	99755	155863	103275	162241
854420 CO-AXIAL CABLE & CONDUCTORS	53480	122222	46091	103933
854430 IGNITION & OTHER WRITING SETS	6674	28901	6625	21200
854442 COMPUTER LEADS WITH CONNECTOR	192912	405000	120845	227160
854449 OTH ELECTRIC CONDUCTOR N>1000V	1088994	1414642	379434	594296
854460 OTH EL CON FOR VOLTAGE >1000V	30203	178382	99892	190942
854470 OPTICAL FIBRE CABLES	78686	171056	9996	88597
854511 ELECTRODES USED IN FURNACES	4351	4351	898	898
854519 OTHER ELECTRODES	1151	2498	303	1174
854520 CARBON BRUSHES	9156	12465	11599	12829
854590 OTH LAMP/BATTERY CARBON,GRAPIT	1155	1513	1437	2920
854610 EEELECTRICAL INSULATOR OF GLASS				38
854620 EEELECTRICAL INSULATOR CERAMICS	68553	128905	3026	40035
854690 OTH ELE INSU OTH THN GLAS,CERA	74364	161089	16142	28952
854710 INSULATING FITTINGS OF CERMIC	65	172	64	141
854720 INSULATING FITTINGS OF PLASTIC	1646	5372	172	274
854790 OTH INSULATIN FITT PLAS/CERMIC	7818	11003	36961	42495
854810 WAST/SCRIP PRI BATRY,CEL,ACCUMU	148908	205619		37607
854890 OTH,PARTS ELE MACHINE/APP NES	61	147	1844	1969
860290 OTH,RAIL LOCOMOTVE,LOCOMO TEND				27
860400 RAIL/TRAMWAY MAINTENANCE VEHIC		560080	1015296	1015296
860630 SELF DISCHARGING VANS,WAGONS	85	277		
860699 OTH RAIL,TRAMWAY GOOD VAN(NSP)	833194	1837630		
860719 OTH INCL PARTS AXELS/WHEEL	290938	387129	207311	207311
860721 AIR BRAKES AND PARTS THEREOF		1220		
860729 OTH BRAKES LOCOMO&PATS THEREOF	6838	6838	28	32943
860791 OTHER PARTS OF LOCOMOTIVES	195200	661465	145858	254265
860799 OTH RAILWAY LOCOMOT STOCK PART			519	519
860800 RAIL/TRAMWAY TRACK FIXTURES	77578	78363		555
860900 CONTINERS SPECIL DESI,EQUIPPED	12544	38810	53377	68063
870110 PEDESTRAIN CONTROLLED TRACTORS			1332	4980
870120 ROAD TRACTORS FOR SEMI-TRAILER	1300191	2270923	750312	1421370
870130 TRACK-LAYING TRACTORS			13916	13916
870190 COMP AG-TRACTORS-ANY KIT FORM	71826	525361		190861
870210 M.VEH 10 OR >PERSON DIESEL ENG	1020711	2710809	132829	865924
870290 COMP O-M-VEH 10PER&DERIVER AKF	43935	86412	197924	288800
870310 M-CAR FOR TRAVEL ON SNOW/GOLF		1250	1662	4256
870321 MOTOR VEH CYLNDER CAP-1000CC	4184027	7897522	3052800	5866941
870322 OTH CAR CY CAP>1000CC - 1500CC	2756228	4963534	2816179	4883464
870323 OTH VEH CYL CAP 1500 - 3000CC	2458071	4161095	1435636	2842823

Contd.

10.11 Imports by Economic Categories (Detail)

(In Thousand Rupees)

Items	Aug., 2016	From July, 2016	Aug., 2015	From July, 2015
870324 OTH VEH CYL CAPACITY>3000CC	488107	920587	318884	694813
870332 VEH(DIESEL ENG)CY-1500 -2500CC	3696	8320	22830	75359
870333 OTH VEH(DIESEL ENG)CAP>2500CC	2960	86473	16439	131418
870390 OTH M-CAR/M-VEH FOR PERSONS	2554	2554	1091	1091
870410 DUMPERS DESIGN FOR OFF-HIGHWAY	81677	285008	67004	125983
870421 OTH VEH(DIESEL ENG)NOT>5TONNES	758441	1747561	641391	1322538
870422 OTH VEH(DIESEL ENG)GVW-5-20TON	1122215	1763208	395313	813681
870423 OTH VEH(DIESEL)GVW >20 TONNES	1151556	1379212	179053	413353
870431 OT VEH SPARK-IGNITION NOT>5TON	546711	1022927	719024	1236479
870490 OTH VEH FOR TRANSPORT GOODS	480	480		
870510 CRANE LORRIES	184977	301940	27216	41414
870540 CONCRETE-MIXER LORRIES	242891	256391	90291	216891
870590 OTH SPECIAL PURPOSE MOTOR VEHL	476586	1430823	77201	163670
870710 BODIES/CABS FOR VEH-H-87.03	35146	56018	3902	4904
870790 BODIES OF VEH-H-87042190&.3190	35848	60712	20755	39067
870810 BUMPERS AND PARTS THEREOF	86098	126017	13768	25058
870821 OTH PART ACCE OF BODIES,SEATS	33019	59344	34296	40675
870829 OTH PART ACCE OF BODIES,CABS	826978	1203128	537788	714848
870830 BRAKES&SERVO-BRAKES,PARTS VEH	107821	171476	75317	136225
870840 GEAR BOXES AND PARTS THEREOF	150297	265174	125500	135510
870850 DRIVE-AXLES WITH DIFFERENTIAL	61783	131006	41463	78694
870870 ROAD WHEELS&PARTS&ACCESSO	95669	178683	30856	55820
870880 SUSPENSION SYS,SHOCK-ABSORBERS	181319	338070	220309	328384
870891 RADIATORS & PARTS THEREOF VEH	25071	51207	26195	46363
870892 SILENCERS&EXHAUST PIPES,PARTS	1997	4882	3026	5204
870893 CLUTCHES AND PARTS THEREOF	26583	43186	27436	41253
870894 STEERING WHEELS,CLUMNS,BOXES	48964	94555	42810	86255
870895 SAFETY AIRBAGS INFLATER SYSTEM	167	331	2643	2643
870899 OTH PARTS FOR VEHICLES H-8701	594684	1284944	671070	945667
870919 OTH WORK TRUCK SELF PRO N-FITT			1964	1964
871000 TANKS,OTH ARMOUD FITGHING VEH			1349	3559
871110 MOTORCYCLE CYL CAP-NOT>50CC		32	558	558
871120 M-CYCLE CYL CAPACITY- 50-250CC	726736	1274640	1108987	1776057
871130 M-CYCLE CYL CAPACITY-250-500CC			77893	78699
871140 M-CYCLE CYL CAP-500-800CC	16579	36032	1281	1732
871150 M-CYCLE CYL CAP EXCEEDIN-800CC	2412	2412	1381	7477
871190 OTH M-CYCLE(INCLUDING MOPEDS)			2610	2660
871200 BICYCLES,OTH DELIVERY TRICYCL	111292	166585	68791	123318
871310 INVALID CARRIAG NOT MECH PROPL	49341	82584	29076	46797
871390 OTH INVALID CARRIAG MOTORISED	2868	3591	1972	2138
871410 SADDLES OF MOTORCYCLES,MOPEDS	667059	1148408	655205	1174423
871420 PART ACCE INVALID CARRIAGES	42	237		
871491 FRAMES,FORKS & PARTS THEREOF	34	662	256	333
871492 WHEEL RIMS AND SPOKES	766	766	424	1011
871493 HUBS,COAST BRAK HUB,FREE WHEL	10175	26918	6708	15616
871494 BRAK,COAST BRAK HUB,HUB BRAK	6112	6488	274	1972
871495 OTHER, SADDLES	3382	4269	2120	4486
871496 PEDALS,CRANK-GEAR,& PARTS THOF	637	664	309	450
871500 BABY CARRIAGES & PARTS THEREOF	3334	7127	6573	12052
871620 SELF LOADING/UNLOADING TRAL AGR			6819	10692
871631 TAKER/SEMI TANKER TRAILERS	47518	92172	2170	4968
871639 OTH TRAILER,SEMI TRAI FOR GOOD	5690	17120		1663
871640 OTH TRAILERS & SEMI-TRAILERS	87908	123270	846	2012
871680 OTH VEH NOT MECHANICALLY PROPL	18025	34349	1217	11424
871690 PARTS,TRAILER SEMI-TRAI H87.16	8731	30482	27181	70663
880220 AEROPLAN UNLADEN WT NOT>2000KG			12981	12981
880240 AEROPLAN UNLADN WT >15000KG	259039	309674	3780607	7585209

Contd.

10.11 Imports by Economic Categories (Detail)

(In Thousand Rupees)

Items	Aug., 2016	From July, 2016	Aug., 2015	From July, 2015
880310 PROPELLERS,ROTORS & PATS THROF				11
880320 UNDER CARRIAGES/PARTS THEREOF	512	549		297
880330 OTH PARTS OF AEROPLANE/HELICOP	104472	300296	217378	333762
880400 PARACHUTES AND ROTOCHUTES,PART				360
880510 AIRCRA LAUN GEAR,DECK ARRESTOR				1944
880529 OTH GROUND FLYING TRAINER PART	489	489		
890110 CRUISE SHIPS,BOATS FOR PERSONS				830
890310 INFLATABLE YATCHS,VESL PLE/SPO		27725	128	239
890392 MOTORBOAT,O/THN OUTBOARD M-BO			2282	7885
890399 OTH INFLTABLE YATCHTS	459	729	1535	1592
890510 DREDGERS	12469	24875		
890590 OTH LIGHT VESSELS,FLO-CRANES			9895	9895
890710 OTH FLOATING INFLATABLE RAFTS		883		
890790 OTH FLOATING STRUCTURES,TANKS			535	958
900490 OTH SPECT,GOGGLE&THE LIKE CORR	7778	33166	4254	9340
900510 BINOCULARS	5376	8112	771	1654
900580 OTH ASTRONOMICAL INSTRUMENTS	237	237	36	128
900699 O-PART,AC P-GRAPHIC F-LIGH APP	48	158	263	278
900720 CINEMATOGRAPH PROJECTOR.S-R/RE		33446		
900791 PAR,ACC-CINEMATOGRAPHIC CAMERA		495	1096	1303
900792 PART,ACCE-CINEMATOGR PROJECTOR	1127	4583	72	96
900850 PROJECTORS,ENLARGERS&REDUCERS			953	953
900890 PARTS/ACCE OF IMAGE PROJECTORS			21	123
901010 APPA,EQUI AUTOMATC DEVELO FILM	12439	21139	1926	9287
901050 OTH APP EQU PHO-GRAPHIC LAB		742	565	1200
901060 PROJECTION SCREENS	14247	14542	5170	13174
901090 PART ACCE OF APP/EUIP H-90.10	115	564	243	1558
901110 STEREOSCOPIIC MICROSCOPES	798	798	146	183
901120 OTH MICROSCOPE P-MICROGRAPHY		945	1688	2997
901180 OTHER MICROSCOPES	138065	155900	36373	47948
901190 PART,ACCE OF OPTCAL MICROSCOPE	452	1064	500	508
901210 M-SCOPE O/THN OPTIC M-SCOP APP	18209	18709	10329	13740
901290 PART,ACC M-SCOPE O/THN OPTICAL				3857
901310 TELESCOPIC SIGHTS FITT TO ARMS	7766	7766		31
901320 LASERS OTHER THAN LASER DIODS	2080	2689	805	2640
901380 OTH DEVICES APPLI&INSTRUMENTS	51460	74938	16327	30830
901390 PARTS,ACCE OF SUB GROUP-90.13	236	670	75	148
901410 DIRECTION FINDING COMPASSES		139	237	237
901420 INST/APPLI AERONAUTIC NAVIGATO	7836	43409		
901480 OTH INS/APPLI(NAVIGATIONAL)	398	499	3398	5646
901490 PART,ACCE OF SUB GROUP OF90.14	69	119	17585	17585
901510 RANGEFINDERS	3066	3352		847
901520 THEODOLITES AND TACHEOMETERS	4697	7993	178	736
901530 SURVEYING LEVELS	21776	25268	793	1366
901540 PH-GRAMMETRICAL SURVEY INS/APP	42	42		
901580 OTH INS AND APPLIANC-SURVEYING	377607	512763	74591	458938
901590 PARTS&ACCE OF SURVEYING INSTRU	336193	373905	175955	1061372
901600 BALANCE SENSITIVITY 5CG/BETTER	7251	10519	390	6464
901710 DRAFTING TABLE MACH W/NOT AUTO	1953	2503	6284	7765
901720 O-DRAWING MARK/MATH CALC INSTR	12643	24734	4282	6388
901730 MICROMETERS/CALLIPERS & GUAGES	4629	9903	2688	6634
901780 OTHER INSTRUMENTS	18429	33460	9335	18827
901790 PARTS/ACCE OF MEASURING INSTRU	3123	3274	1392	1392
901811 ELECTRO-CARDIOGRAPHS	5453	9562	2122	6012
901812 ULTRASONIC SCANNING APPARATUS	63230	111522	59520	125791
901813 MAGNETC RESONANCE IMAGING APPA	413814	413814	51884	96147
901814 SCINTIGRAPHIC APPARATUS		1068	1673	2482

Contd.

10.11 Imports by Economic Categories (Detail)

(In Thousand Rupees)

Items	Aug., 2016	From July, 2016	Aug., 2015	From July, 2015
901819 OTH ELECTRO-DIAGNOSTIC APPARAT	186955	328468	179269	244462
901820 ULTRA VOILET/INFRA-RED RAY APP	209	209	50	119
901831 SYRINGES,WITH/WITHOUT NEEDLES	271393	402065	180115	422187
901832 TUBULAR METAL NEEDLE/NEDL SUTU	27324	39993	26129	58146
901839 OTH NEDLES,CATHERS,CANNULA	663676	1218889	478760	970891
901841 DENTAL DRILL ENGINES,W/C-D-EQU				18
901849 OTH;INS/APPLI, DENTAL SCIENCE	7273	10142	6140	12580
901850 OTH,OPHTHALMIC INST&APPLIANCE	38546	60714	40576	58755
901890 OTH INSTRUMENT & APPLIANCE.	1017543	1647211	598966	1404787
901910 MECHANO-THERPY,MESSAGE/PSY APP	21202	33991	21968	33114
901920 OZONE,OXYGEN ,AEROSOL THERAPY,	159861	225240	83413	151095
902190 OTH;APP,WORN CARY,IMPL IN BODY	3117	22020	13554	52937
902212 COMPUTED TOMOGRAPHY APPARATUS	34433	34433	361389	424269
902213 OTH X-RAY APPA FOR DENTAL USES	517	1221		
902214 OTH,X-RAY APP FOR MEDICAL SURG	50709	189631	8109	97281
902219 X-RAY APPA FOR OTHER USES	18680	33313	260832	332224
902221 APP BASE ON ALP,BETA GAMA RADI	1681	1681	1906	2663
902229 APP ALPHA-BE-GA RADI-OTHER USE	53300	74483	2470	5931
902230 X-RAY TUBES	4458	7236	1465	15820
902290 O-APP AL-B-G RADI INCL PA/ACCE	13791	31025	2564	29629
902300 APPA DESIGNED F-DEMANSTRATION	25856	49840	30839	100360
902410 MACH&APPLI FOR TESTING METALS	2967	10065	10476	11434
902480 O-MACH-TESTING HARDNESS/STREN	27468	111712	65382	91750
902490 PARTS&ACC-HARD/STREN TEST MACH	2285	5100	4681	6959
902511 LIQUID-FILLED THERMOMETER/PYRO	9997	16682	6856	10379
902519 OTHER THERMOMETERS/PYROMETERS	38348	48700	157212	164645
902580 OTHER INSTRUMENTS	26557	50126	15989	31270
902590 PARTS ACCE INSTRUMENTS H-9025	37070	39544	7388	9775
902610 APP,MEASUR/CHECK FLOW/ LEVEL.	91421	117851	22912	44960
902620 APP, MEASUR/CHECK PRESSURE.	210716	263455	77850	157525
902680 OTH,APP,MEASUR VARIATION LIQ/G	274526	418567	224421	466968
902690 PARTS,ACCE OF SUB GROUP 90.26.	16663	37922	173761	285569
902710 GAS/SMOKE ANALYSIS APPARATUS.	215749	246057	19928	111936
902720 CHROMATOGRAPHS/ELECTROPHOR INS	56041	142529	45727	77183
902730 SPECTRO,SPECTROPHOT-METER RADI	80380	122369	34621	64283
902750 OTH,INS.USING OPTCAL RADIATION	111315	144765	27304	93896
902780 OTH,INST FOR PHYSICAL CHEM ANA	183075	372852	274992	500347
902790 MICROTOMES;PART ACCE APP-90.27	49057	297186	105640	133875
902810 GAS METERS	44686	335938	178788	297680
902820 LIQUID METERS	507	1445	527	2710
902830 ELECTRICITY METERS	9822	49081	31251	36406
902890 PART,ACCE OF SUB GROUP 90.26	197434	261922	55232	72528
902910 REVOL/PROD COUNTRS,TAXIMETERS,	2654	4400	3124	4918
902920 SPEED INDICATORS/TACHOMETERS	6571	18325	3138	22707
902990 PARTS ACCE OF METERS-H-90.29	14576	26217	12903	20188
903010 INS,MEASUR IONISING RADIATIONS	24571	31703	19131	150834
903020 OSCILLOSCOPE&OSCILLOGRAPH	2935	7337	4372	16482
903031 O-INSTR MEASUR VOLTAGE,CURRENT	4090	7277	999	4871
903032 MULTIMETER WITH RECORD DEVICE	5610	6604	742	742
903033 O-METER WITH OUT RECOED DEVICE	36685	53632	11376	32657
903039 O-OSCILLOSCOPE W-RECOD DEVICE	1501	1959	652	4069
903040 OTH,INS,SPE DESI FOR TELECOMMU	3304	4307	82	25546
903082 OTH,INS,MEASUR SEMICONDUCTOR			121	379
903084 OTH,APPA,WITH RECORDING DEVIC	6479	6479	179	1485
903089 OTH,INS,MEASUR ELECTRICAL QTY.	38949	58268	7143	17836
903090 PARTS ACCE OF SUB GROUP 90.30	1935	3554	2392	44676
903110 MACH BALANCING MECHNICAL PARTS	3857	6077	2575	3274

Contd.

10.11 Imports by Economic Categories (Detail)

(In Thousand Rupees)

Items	Aug., 2016	From July, 2016	Aug., 2015	From July, 2015
903120 TEST BENCHES	3586	3586	847	847
903149 OTH,OPTICAL INS & APPLIACES.	14245	23526	7477	12632
903180 OTH,INS APPLIANCES & MACHINES.	185612	358352	206466	368088
903190 PART,ACCE OF ARTICLE H- 90.31	13222	43389	14165	21716
903210 THERMOSTAT	43644	101150	46540	91731
903220 MANOSTAT(PRESSURE REGULATORS)	753	1142	835	1484
903281 OTH,INS HYDRAULIC OR PNEUMATIC	698	3191	1591	7325
903289 OTH,REGULATING,CONTROLLING INS	188178	472910	128516	231594
903290 PARTS,ACCE OF ARTICLE H- 90.32	11054	15738	9948	27160
940210 DENTISTS,BARBER CHAIRS, PARTS	2142	16800	1628	3431
940290 OTH;OPE TABLES,EXAM TABLE MECH	66157	130719	55952	107877
940560 ILLUMINATED SIGN,NAMPLATES,LIK	36294	56361	18685	41060
940591 PARTS OF LAMP LIGHT FIT GLASS.	17697	40981	13309	31532
940599 OTH PARTS H-NO.94.05,N.E.S.	18025	19774	3625	8572

10.12 Exports by Areas and Countries / Territories

(In Thousand Rupees)

Territories/Countries	Aug., 2016	Cumulative From July,2016	Aug., 2015	Cumulative From July,2015
GRAND TOTALS	172,989,568	327,452,518	187,222,445	348,755,927
LATIN AMERICA	237,660	448,120	264,954	472,773
Anguilla				308
Antigua and Barbuda				1,507
Bahamas	1,092	2,167	2,339	8,689
Barbados		1,314	4,971	4,971
Cayman Islands		303		
Cuba	34,856	58,785	25,347	53,040
Dominica	1,021	1,792		
Dominican Republic	101,281	139,290	117,838	209,969
Grenada	6,344	6,614	4,753	4,753
Guadeloupe			12,548	12,548
Haiti	6,313	69,128	10,743	19,307
Jamaica	28,074	54,585	13,798	42,549
Martinique	842	842		
Puerto Rico	20,811	32,470	39,051	52,214
St.Kitts and Nevis		224		
St. Lucia	622	987		91
St.Vincent/Grenadine	1,750	1,750	279	634
Trinidad and Tobago	34,656	77,869	33,287	62,192
CENTRAL AMERICA	1,209,133	2,433,213	1,229,687	2,611,858
Belize	464	464		
Costa Rica	50,582	100,426	35,617	71,034
El Salvador	24,664	49,440	27,247	59,437
Guatemala	24,225	52,705	53,972	163,344
Honduras	26,955	69,484	53,980	214,505
Mexico	930,110	1,901,186	874,188	1,698,327
Nicaragua	96,098	145,959	62,339	138,918
Panama	56,035	113,549	122,344	266,293
SOUTH AMERICA	2,226,126	4,346,298	2,253,028	4,694,175
Argentina	440,403	769,077	390,980	909,564
Bolivia	19,824	20,312	399	2,500
Brazil	356,670	547,109	456,898	926,826
Chile	561,864	1,372,297	637,456	1,184,526
Colombia	364,215	752,024	344,900	745,850
Ecuador	69,529	110,196	11,188	51,763
Guyana	1,168	1,168	2,589	9,644
Paraguay	107,616	165,677	63,359	192,118
Peru	207,197	418,423	258,780	473,008
Suriname	407	7,359	139	537
Uruguay	86,261	148,821	25,354	60,886
Venezuela,Bolivar. R	10,975	33,837	60,986	136,953
NORTH AMERICA	33,566,094	62,443,881	32,981,019	66,606,362
Bermuda	819	1,426	1,790	2,209
Canada	1,982,890	3,824,982	2,068,789	3,949,791
U.S.America	31,582,385	58,617,472	30,910,440	62,654,362
EASTERN EUROPE	2,909,003	6,464,752	3,083,542	5,772,391
Belarus	1,657	2,600	10,580	10,580
Bulgaria	103,070	204,126	110,102	181,147
Czech Republic	338,901	754,564	273,528	524,519
Hungary	153,730	315,236	126,518	220,879
Poland	1,230,915	2,902,601	1,413,974	2,812,108

Contd.

10.12 Exports by Areas and Countries / Territories

(In Thousand Rupees)

Territories/Countries	Aug., 2016	Cumulative From July,2016	Aug., 2015	Cumulative From July,2015
Republic of Moldova	314	634	3,398	3,398
Romania	192,772	411,575	235,917	352,223
Russian Federation	739,017	1,509,133	651,517	1,231,071
Slovakia/Slovak R.	33,544	51,762	22,459	27,961
Ukraine	115,082	312,520	235,549	408,506
NORTHERN EUROPE	16,602,969	34,992,403	18,241,587	34,877,535
Denmark	1,248,595	2,605,512	1,155,953	2,177,014
Estonia	128,417	264,306	120,384	298,674
Finland	194,945	456,381	268,202	611,565
Iceland		1,054		1,167
Ireland	428,457	1,043,445	377,322	753,300
Latvia	58,229	137,457	38,390	93,379
Lithuania	165,337	433,869	354,114	570,483
Norway	336,255	702,138	469,551	793,884
Sweden	1,167,798	2,368,892	950,245	1,946,372
United Kingdom	12,874,936	26,979,349	14,507,426	27,631,696
SOUTHERN EUROPE	17,450,822	29,154,670	14,459,065	26,423,526
Albania	10,800	47,013	30,639	70,478
Bosnia & Herzegovina		1,102		452
Croatia	122,418	200,633	80,348	128,242
Fr.Yugoslav R.Macedo		1,763		
Greece	468,825	915,586	345,945	586,401
Italy	6,298,620	10,109,904	5,559,481	9,595,302
Malta	24,869	53,542	64,908	108,644
Portugal	1,610,696	2,514,406	1,578,397	2,536,437
San Marino				1,005
Slovenia	471,985	1,105,289	574,164	906,625
Spain	8,411,179	14,136,673	6,211,976	12,462,980
Serbia	31,429	68,760	13,207	26,959
WESTERN EUROPE	24,759,768	50,894,910	24,227,030	45,834,500
Austria	77,335	221,380	106,525	262,673
Belgium	5,621,675	11,343,491	5,606,452	9,821,490
France	2,992,674	5,804,685	2,477,142	5,461,937
Germany	9,915,868	20,676,932	9,793,869	18,572,052
Luxembourg	7,807	12,499	333	611
Netherlands	6,060,249	12,637,759	6,157,823	11,495,965
Switzerland	84,161	198,164	84,886	219,772
EASTERN AFRICA	4,367,010	7,669,913	5,658,898	9,529,170
Burundi	2,268	6,485		
Comoros	106,764	140,691	166,485	243,839
Djibouti	158,317	321,656	275,126	807,725
Eritrea			13,586	13,586
Ethiopia	9,675	12,387	4,122	7,343
Kenya	1,898,562	3,178,740	2,255,198	3,559,740
Madagascar	454,157	749,083	572,805	883,255
Malawi	11,813	18,177	8,143	9,955
Mauritius	127,489	232,149	172,526	254,058
Mayotte	9,174	15,666	17,100	17,100
Mozambique	247,024	513,266	763,186	1,519,781
Reunion	39,900	76,349	54,145	101,493
Rwanda	108	377	316	5,300
Seychelles	21,857	59,538	32,708	47,090
Somalia	384,660	630,978	236,289	317,278

Contd.

10.12 Exports by Areas and Countries / Territories

(In Thousand Rupees)

Territories/Countries	Aug., 2016	Cumulative From July,2016	Aug., 2015	Cumulative From July,2015
Uganda	4,169	15,973	9,019	21,653
U.R.of Tanzania	752,120	1,492,603	1,003,263	1,544,397
Zambia	1,236	4,796	9,324	25,279
Zimbabwe	137,716	200,999	65,558	150,298
MIDDLE AFRICA	245,748	559,059	354,401	1,279,057
Angola	160,206	256,234	135,023	884,111
Cameroon	27,253	220,034	65,841	108,575
Central African R.			71	71
Chad	527	527		
Congo, Republic of			18,895	27,897
D.R.of Congo	57,763	82,265	119,777	236,155
Gabon			14,794	22,249
NORTHERN AFRICA	1,827,929	3,191,480	1,688,140	3,629,225
Algeria	171,476	228,266	145,792	268,599
Egypt(U.A.R.)	935,039	1,619,664	867,537	2,026,001
Libya	4,908	37,581	60,460	97,125
Morocco	157,816	247,210	82,912	188,332
Sudan			381,321	744,363
South Sudan	383,148	756,637		
Tunisia	175,542	302,122	150,118	304,805
SOUTHERN AFRICA	1,928,066	3,187,614	1,896,098	3,519,963
Botswana	20,904	34,823	23,254	41,046
Lesotho	47,938	118,000	70,072	106,062
Namibia	1,696	2,293	4,650	6,095
South Africa	1,841,207	3,016,178	1,797,508	3,358,026
Swaziland	16,320	16,320	615	8,735
WESTERN AFRICA	1,115,755	2,644,324	2,151,091	3,355,558
Benin	177,228	510,974	737,910	1,132,088
Burkina Faso(Fr.Up.V	344	5,430		76
Co,te d,Ivoire(Fr.Iv	70,493	103,090	139,326	189,249
Gambia	50,310	121,408	330,437	555,002
Ghana	57,998	161,720	37,582	130,910
Guinea	25,288	30,495	10,472	14,331
Guinea-Bissau	47,474	96,134	100,707	214,407
Liberia	5,239	6,964	57,777	62,192
Mali	351	722	102	924
Mauritania	4,531	55,521	53,238	93,353
Niger	1,168	1,168		1,741
Nigeria	418,246	942,636	266,159	375,588
Senegal	72,092	238,660	196,938	288,515
Sierra Leone	107,236	262,215	54,954	116,794
Togo	77,755	107,190	165,491	180,388
EASTERN ASIA	18,248,113	34,838,295	26,015,101	44,482,314
China	12,431,123	23,923,355	18,010,605	30,955,119
Hong Kong S.A.Re.Chi	1,257,250	2,206,964	1,699,675	3,457,469
Japan	1,467,738	3,034,887	1,533,094	3,038,766
Korea D.P.Republic			137	137
Korea, Republic of	2,513,231	4,619,828	4,353,080	6,181,276
Macao.China				1,177
Mongolia	990	990	3,586	7,110
O.Asia(Tai.For.Pe.Ki	577,780	1,052,270	414,925	841,261
SOUTH-CENTRAL ASIA	23,386,805	39,379,044	24,319,043	43,240,864
Afghanistan	9,136,497	15,260,579	12,974,885	22,950,459

Contd.

10.12 Exports by Areas and Countries / Territories

(In Thousand Rupees)

Territories/Countries	Aug., 2016	Cumulative From July,2016	Aug., 2015	Cumulative From July,2015
Bangladesh	6,700,237	11,515,554	5,758,689	10,786,963
India	4,816,874	7,499,405	2,709,952	4,259,345
Iran (Islamic R.)	257,088	598,708	305,708	575,742
Kazakstan	144,139	221,943	9,649	137,782
Kyrgyzstan/Kyrgyz R.	37,721	46,190	2,444	13,022
Maldives	62,210	107,183	75,399	116,813
Nepal	1,625	8,699	7,574	35,470
Sri Lanka	2,070,575	3,889,812	2,407,675	4,205,305
Tajikistan	48,194	55,697	4,839	38,261
Turkmenistan	46,018	82,115	29,059	70,531
Uzbekistan	65,626	93,158	33,171	51,170
SOUTH-EASTERN ASIA	5,749,104	11,011,663	6,328,807	12,085,272
Brunei Darussalam	262	974	8,784	8,964
Cambodia Fr.Kampuche	279,160	523,343	420,441	629,335
Timor Leste		4,853		
Indonesia	808,908	1,633,434	570,485	1,289,896
Lao People's D.R.	14,181	21,698	13,830	13,858
Malaysia	981,340	2,299,335	1,529,575	2,630,863
Myanmar	103,261	172,122	101,124	172,093
Philippines	536,811	967,924	359,962	664,119
Singapore	360,003	773,737	617,078	1,200,910
Thailand	765,136	1,494,555	754,259	1,584,215
Viet Nam	1,900,043	3,119,688	1,953,269	3,891,019
WESTERN ASIA	15,240,877	30,224,780	19,041,700	35,691,745
Armenia			3,395	5,251
Azerbaijan	147,565	362,899	314,675	614,039
Bahrain	465,483	879,767	767,679	1,277,422
Cyprus	30,042	78,347	15,864	41,283
Georgia	4,686	21,303	37,384	53,608
Iraq	117,290	302,308	107,099	221,615
Jordan	516,883	681,344	378,847	710,338
Kuwait	735,104	1,330,055	863,879	1,618,209
Lebanon	165,022	264,781	245,714	376,223
Oman	858,392	1,613,713	1,134,010	2,132,439
Qatar	606,122	988,276	428,928	754,788
Saudi Arabia	2,747,448	5,775,031	4,354,978	7,293,359
Syrian Arab Republic	39,007	107,639	8,739	48,364
Turkey	1,550,287	3,374,507	1,805,085	3,382,512
United Arab Emirates	6,559,686	13,266,025	8,191,390	16,300,045
Yemen	697,861	1,178,784	384,033	862,251
AUSTRALIA AND NEW ZEALAND	1,882,595	3,512,577	3,014,083	4,609,128
Australia	1,506,785	2,825,621	2,731,713	3,955,042
New Zealand	375,810	686,956	282,369	654,086
MELANESIA	25,887	42,768	14,816	34,315
Fiji	21,789	30,603	10,512	29,651
New Caledonia		1,577		
Papua New Guinea	3,889	10,000	261	574
Solomon Islands			1,853	1,853
Vanuatu	209	588	2,189	2,236
MICRONESIA	83	261	42	553
Guam	83	261	42	42
Micronesia,F.States				511
POLYNESIA	10,020	12,492	314	5,644
American Samoa	9,430	9,430		
Cook Islands				27
French Polynesia	590	905	279	5,581
Samoa		2,157	35	35

10.13 Re-Exports by Areas and Countries / Territories

(In Thousand Rupees)

Territories/Countries	Aug., 2016	Cumulative From July,2016	Aug., 2015	Cumulative From July,2015
GRAND TOTALS	2,117,807	3,264,586	2,801,212	3,692,209
CENTRAL AMERICA	37	37		
Panama	37	37		
SOUTH AMERICA	3,961	5,721	3,373	7,543
Bolivia			2,211	2,211
Brazil				101
Colombia			105	436
Ecuador			1,058	1,058
Peru	3,961	5,721		3,736
NORTH AMERICA	47,963	188,978	89,632	157,759
Canada	11,627	16,397	10,241	22,097
U.S.America	36,337	172,581	79,391	135,662
EASTERN EUROPE	164,312	165,034	53,232	258,793
Bulgaria				10,250
Czech Republic	871	872	2	2
Hungary	8,176	8,176	50,849	245,063
Poland	154,733	154,733	1,995	1,995
Romania		128		376
Russian Federation		32		
Ukraine	533	1,093	386	1,106
NORTHERN EUROPE	30,748	156,525	19,255	29,146
Denmark	2,602	2,673		164
Finland			168	1,472
Ireland				20
Latvia	3,879	3,879		
Lithuania	4,666	20,487	714	1,384
Norway	111	111		539
Sweden		409	2,069	3,317
United Kingdom	19,489	128,966	16,303	22,250
SOUTHERN EUROPE	433,390	440,921	12,661	13,835
Greece	543	1,661	731	1,320
Italy	432,848	439,260	11,930	12,515
WESTERN EUROPE	385,815	464,454	702,750	823,523
Austria	4,135	4,396	324	324
Belgium	6,860	11,871		2,642
France	288,464	325,076	37,465	143,932
Germany	50,290	61,135	645,940	652,010
Luxembourg			3,048	3,048
Netherlands	1,057	8,911	6,412	9,187
Switzerland	35,010	53,065	9,560	12,379
NORTHERN AFRICA		741	2,558	3,088
Algeria		548		

Contd.

10.13 Re-Exports by Areas and Countries / Territories

(In Thousand Rupees)

Territories/Countries	Aug., 2016	Cumulative From July,2016	Aug., 2015	Cumulative From July,2015
Egypt(U.A.R.)		193	2,558	2,772
Morocco				316
SOUTHERN AFRICA				41
Swaziland				41
WESTERN AFRICA			307	307
Nigeria			307	307
EASTERN ASIA	99,935	481,531	249,767	359,418
China	29,309	280,707	107,270	125,225
Hong Kong S.A.Re.Chi	27,163	122,284	97,611	153,194
Japan	38,534	73,399	44,284	79,978
Korea, Republic of	2,226	2,332	290	680
O.Asia(Tai.For.Pe.Ki	2,702	2,809	313	341
SOUTH-CENTRAL ASIA	25,123	48,713	33,346	40,542
Afghanistan	22,679	37,060	17,460	21,677
India	2,246	11,455	1,499	3,168
Sri Lanka	198	198	14,387	15,697
SOUTH-EASTERN ASIA	797,666	1,108,478	1,036,734	1,126,978
Indonesia	30,606	280,357	98	98
Malaysia	3,019	12,061	10,872	12,860
Myanmar				985
Philippines	1,843	3,185	1,691	2,177
Singapore	751,964	802,566	1,007,187	1,093,973
Thailand	10,235	10,235	167	167
Viet Nam		74	16,719	16,719
WESTERN ASIA	128,778	199,331	593,667	867,308
Azerbaijan			284	284
Bahrain				213
Iraq				227
Jordan		86		
Kuwait		83	152	1,897
Oman		15,854	3,336	5,045
Qatar	13,058	16,025	11,613	63,200
Saudi Arabia	13,190	13,677	26,614	37,400
Turkey	5,380	7,256	1,720	3,462
United Arab Emirates	97,150	146,351	549,947	755,580
AUSTRALIA AND NEW ZEALAND	79	4,122	3,930	3,930
Australia	79	4,122	3,930	3,930

10.14 Imports by Areas and Countries / Territories

(In Thousand Rupees)				
Territories/Countries	Aug., 2016	Cumulative From July,2016	Aug., 2015	Cumulative From July,2015
GRAND TOTALS	450,160,687	820,529,510	389,086,498	729,605,317
LATIN AMERICA	40,886	62,897	235,548	348,049
Bahamas			205,745	205,782
Barbados	408	408	1,375	1,375
British Virgin Is.	7	7		1,079
Cayman Islands	30	217	53	53
Cuba			1,634	3,415
Dominica	2,905	3,264		2,215
Dominican Republic	623	6,773	7,637	7,743
Grenada	3,055	3,055		
Haiti		39	5	6
Jamaica	6,803	7,760	5	5,846
Montserrat	5	5	12	870
Netherlands Antilles		87	123	2,101
Puerto Rico	22,316	28,869	13,505	81,706
St.Kitts and Nevis			180	180
St. Lucia	1,056	3,717		
Trinidad and Tobago	3,672	8,689	5,271	15,795
Turks & Caicos Is.			3	241
US.Virgin Islands	5	5		19,643
CENTRAL AMERICA	765,708	1,368,014	400,897	969,036
Belize	3,554	3,554	22,260	22,402
Costa Rica	12,871	19,371	5,399	9,879
El Salvador		3	3	3
French West Indies		990		
Guatemala	197,928	287,843	36,350	94,851
Honduras	10,160	10,895	7,984	12,439
Mexico	533,748	1,033,644	323,657	818,896
Nicaragua	57	57	1,647	1,647
Panama	7,391	11,659	3,598	8,920
SOUTH AMERICA	8,054,794	14,866,490	5,867,697	14,235,723
Argentina	2,677,782	5,935,106	4,180,894	10,765,668
Bolivia	3,938	3,938	3,924	3,967
Bouvet Island	32	32		
Brazil	5,196,238	8,636,510	1,356,772	2,764,204
Chile	103,799	155,210	174,661	441,093
Colombia	815	6,772	23,075	32,952
Ecuador	1,538	3,059		
Falkland Is.Malvinas				1
Guyana		12	2,190	5,776
Paraguay	32,001	61,968	84,757	138,788
Peru	18,485	34,525	26,867	44,084
S.Georgia S.Sandw.Is		828		116
Suriname	619	3,324		
Uruguay	19,422	25,080	14,556	39,077
Venezuela,Bolivar. R	125	125		
NORTH AMERICA	28,717,401	46,394,609	19,873,395	36,625,894
Bermuda			2,205	2,246
Canada	8,024,613	12,520,818	4,868,754	8,856,767
U.S.America	20,692,788	33,873,790	15,002,436	27,766,881
EASTERN EUROPE	5,844,675	11,010,717	6,110,333	10,781,337
Belarus	115,322	670,103	83,798	402,501
Bulgaria	148,058	376,152	46,026	131,998
Czech Republic	290,273	612,912	172,076	314,052
Hungary	1,310,152	1,478,661	170,810	501,980
Poland	959,136	1,659,168	622,292	1,239,825
Republic of Moldova	11,963	11,963	17,438	26,689

Contd.

10.14 Imports by Areas and Countries / Territories

(In Thousand Rupees)

Territories/Countries	Aug., 2016	Cumulative From July,2016	Aug., 2015	Cumulative From July,2015
Romania	234,903	347,262	183,586	374,435
Russian Federation	2,124,200	4,404,724	1,623,263	3,676,077
Slovakia/Slovak R.	171,574	356,903	280,403	543,991
Ukraine	479,092	1,092,868	2,910,641	3,569,789
NORTHERN EUROPE	9,344,547	17,792,297	9,263,358	21,600,580
Denmark	448,769	1,247,371	1,089,043	1,821,371
Estonia	20,423	39,602	16,768	51,607
Finland	386,437	915,098	422,659	842,784
Iceland	6,070	7,329	70,734	82,011
Ireland	412,325	896,753	478,264	5,246,826
Latvia	81,063	141,880	177,791	337,434
Lithuania	77,589	174,619	27,166	64,030
Norway	60,517	169,222	58,823	99,146
Svalbard/Jan May.Is.			1,085	1,085
Sweden	1,922,342	3,512,145	1,478,344	2,936,940
United Kingdom	5,929,013	10,688,277	5,442,682	10,117,346
SOUTHERN EUROPE	9,812,052	18,075,226	6,537,785	11,848,845
Albania				215
Bosnia & Herzegovina	117	343	1,525	2,890
Croatia	17,897	188,894	1,118	5,414
Fr.Yugoslav R.Macedo	709	709		
Gibraltar		1,019	975	975
Greece	95,141	131,250	37,070	133,722
Italy	6,680,756	10,794,713	3,917,658	7,394,445
Malta	534	1,712	679	12,121
Portugal	324,952	582,796	224,150	423,594
San Marino	4,064	4,068	5,882	5,882
Slovenia	7,872	41,450	12,865	25,371
Spain	2,677,488	4,472,800	1,470,751	2,717,560
Serbia	2,522	1,855,471	865,111	1,126,657
WESTERN EUROPE	27,806,569	55,210,586	26,307,502	47,358,038
Austria	761,844	2,688,546	1,985,198	2,769,705
Belgium	2,971,775	5,995,793	1,822,265	3,401,038
Europien Union	5,789,922	10,447,176	4,289,673	8,442,729
France	3,773,209	7,080,424	3,654,227	7,021,805
Germany	9,077,724	19,878,877	10,660,371	17,620,363
Liechtenstein	30	30		
Luxembourg	67,872	72,232	139,299	303,557
Netherlands	2,946,223	5,065,906	2,113,378	4,191,785
Switzerland	2,417,970	3,981,600	1,643,090	3,607,057
EASTERN AFRICA	6,339,153	11,312,109	7,416,404	12,068,678
B.Indian Ocean Terr.			155	155
Burundi	156,163	262,630	386,066	509,700
Comoros	6	2,802	2,270	4,538
Djibouti	2,704	8,845	144	817
Eritrea				2,044
Ethiopia	462,658	896,556	264,195	551,670
Kenya	4,717,966	8,522,705	3,181,457	6,002,996
Madagascar	102,815	108,402	46,681	85,524
Malawi	6,554	6,554	29	29
Mauritius	20,451	32,179	2,491,504	2,816,889
Mayotte				2
Mozambique	6,451	26,006	6,494	8,100
Reunion	7,024	21,711	10,696	13,313
Rwanda	367,848	657,793	541,108	856,833
Seychelles	1,962	5,979	3,254	3,371
Somalia	141,659	148,417	22,276	52,960
Uganda	65,861	107,617	98,906	132,616

Contd.

10.14 Imports by Areas and Countries / Territories

(In Thousand Rupees)

Territories/Countries	Aug., 2016	Cumulative From July,2016	Aug., 2015	Cumulative From July,2015
U.R.of Tanzania	91,283	144,566	98,569	241,704
Zambia	167,098	322,305	257,870	777,335
Zimbabwe	20,651	37,043	4,729	8,080
MIDDLE AFRICA	141,535	183,194	42,418	182,883
Angola			87	22,657
Cameroon	9,629	22,519	22,271	50,330
Chad	50,504	51,314	1,919	66,490
Congo, Republic of	67,077	83,850	9,881	24,559
D.R.of Congo	2,638	2,638		
Equatorial G.(Ri.Mi)			1	1
Gabon	6,931	18,118	8,151	18,739
Sao Tome & Principe	4,755	4,755	107	107
NORTHERN AFRICA	3,715,880	6,990,448	4,464,813	8,782,470
Algeria	64	64	2,553	7,217
Egypt(U.A.R.)	1,041,501	1,778,343	1,325,056	2,331,697
Libya	70,262	145,396	8,801	97,920
Morocco	2,441,611	4,729,566	3,067,581	6,228,599
Sudan			36,122	38,264
South Sudan	78,849	223,352		
Tunisia	83,592	113,725	24,700	78,772
SOUTHERN AFRICA	4,467,772	9,507,005	6,047,973	10,791,300
Botswana			483	1,974
French Southern Terr		1,739		
Namibia	24,708	42,056	57	60
South Africa	4,355,832	9,340,513	5,946,586	10,585,972
Swaziland	87,231	122,697	100,847	203,294
WESTERN AFRICA	491,353	1,301,853	235,114	3,824,972
Benin	6	386,811	35,948	331,902
Burkina Faso(Fr.Up.V	30,958	119,587	7,351	300,776
Co,te d,Ivoire(Fr.Iv	262,104	314,036	18,333	75,550
Gambia	3,661	8,427	14,141	24,943
Ghana	53,686	83,853	31,844	34,440
Guinea			4,155	4,320
Liberia			3,724	3,724
Mali	11,638	14,186	16,307	16,307
Mauritania		3,100	11,663	11,663
Nigeria	6,554	12,892	50,495	2,780,704
Senegal	15,042	17,563	29,032	58,385
Sierra Leone		1,112		33
St. Helena			184	184
Togo	107,704	340,286	11,938	182,040
EASTERN ASIA	181,567,424	310,488,556	119,220,577	230,016,447
China	148,346,767	253,577,380	93,662,474	182,403,201
Hong Kong S.A.Re.Chi	712,192	1,374,637	483,544	943,597
Japan	21,909,021	35,886,911	15,813,371	28,230,527
Korea D.P.Republic	328,828	568,835	388,154	1,225,282
Korea, Republic of	6,409,457	12,072,065	5,604,178	11,196,193
Macao.China	73	220	13	13
O.Asia(Tai.For.Pe.Ki	3,861,086	7,008,507	3,268,843	6,017,632
SOUTH-CENTRAL ASIA	19,841,058	35,911,856	16,324,871	31,314,576
Afghanistan	2,418,022	3,788,025	3,745,526	6,245,958
Bangladesh	199,509	426,703	328,063	712,587
Bhutan			633	633
India	12,481,009	23,027,248	10,056,157	19,737,054
Iran (Islamic R.)	3,415,814	6,459,155	1,367,745	3,075,854
Kazakstan	9,700	34,428	18,858	26,173
Kyrgyzstan/Kyrgyz R.	4,244	8,129	2,353	2,353
Maldives		75	135	135

Contd.

10.14 Imports by Areas and Countries / Territories

(In Thousand Rupees)

Territories/Countries	Aug., 2016	Cumulative From July,2016	Aug., 2015	Cumulative From July,2015
Nepal	529	42,051	2,269	3,664
Sri Lanka	917,890	1,429,727	687,789	1,251,076
Tajikistan	2,595	2,618		9
Turkmenistan	366,002	660,351	115,343	259,081
Uzbekistan	25,743	33,347		
SOUTH-EASTERN ASIA	42,982,567	78,739,132	45,335,551	76,463,214
Brunei Darussalam				111
Cambodia Fr.Kampuchea	13,829	16,953	3,275	8,654
Timor Leste				16
Indonesia	16,768,494	29,975,172	18,852,438	33,578,868
Lao People's D.R.		680	2,489	2,489
Malaysia	9,082,381	16,815,595	10,858,323	15,833,819
Myanmar	52,593	91,588	74,636	108,021
Philippines	292,091	555,454	432,118	729,810
Singapore	5,275,656	10,216,753	5,143,709	8,434,590
Thailand	8,503,352	16,319,875	7,216,664	13,541,088
Viet Nam	2,994,172	4,747,061	2,751,899	4,225,749
WESTERN ASIA	96,137,230	192,828,741	113,013,963	207,760,406
Armenia		1,862	31	127
Azerbaijan	10	6,565	963	963
Bahrain	581,955	1,035,687	123,649	325,347
Cyprus	29,032	41,022	27,239	76,537
Gaza Strip	387	387		
Georgia	1,661	2,419	3,604	3,679
Iraq	603,832	839,432	24,863	60,615
Jordan	240,161	577,907	201,639	419,809
Kuwait	7,737,675	16,401,298	12,212,825	24,118,607
Lebanon	6,557	58,264	2,226	24,313
Oman	1,229,960	1,960,733	759,508	4,887,387
Qatar	8,133,343	16,017,561	1,527,343	5,418,808
Saudi Arabia	13,258,368	27,671,900	34,608,897	62,025,234
Syrian Arab Republic	8,488	9,743	114,957	114,957
Turkey	2,233,764	4,877,155	1,437,461	3,340,786
United Arab Emirates	61,937,838	123,181,992	61,965,384	106,937,246
Yemen	134,200	144,813	3,375	5,991
AUSTRALIA AND NEW ZEALAND	4,089,544	8,481,253	2,387,945	4,614,659
Australia	3,575,195	7,409,627	2,068,364	4,080,724
Christmas Islands	3,567	4,913		104
Cocos (Keeling) Is.			163	224
New Zealand	509,585	1,065,516	319,417	533,176
Norfolk Island	638	638		423
US.Minor Outlying Is	560	560		9
MELANESIA	366	1,622		17,853
Fiji				16,752
New Caledonia				113
Papua New Guinea				136
Vanuatu	366	1,622		852
MICRONESIA	127	154	217	221
Guam		11		
Kiribati	126	142	214	217
Marshall Islands	1	1		
Palau(Fr.pacific Is)			4	4
POLYNESIA	46	2,752	136	137
American Samoa			121	121
Cook Islands			1	2
Johnston Island	46	2,752		
Tonga			14	14

10.15 Re-Imports by Areas and Countries / Territories

(In Thousand Rupees)

Territories/Countries	Aug., 2016	Cumulative From July,2016	Aug., 2015	Cumulative From July,2015
GRAND TOTALS	2,053,554	3,698,516	1,707,435	3,183,207
CENTRAL AMERICA		108		228
Mexico		108		228
SOUTH AMERICA			20,432	21,524
Brazil			20,432	20,432
Peru				1,091
NORTH AMERICA	857,065	1,585,453	582,748	1,085,491
Canada	95,950	174,071	111,457	209,670
U.S.America	761,115	1,411,382	471,291	875,821
EASTERN EUROPE	931	1,948	974	9,374
Czech Republic	931	1,006		2,188
Poland		943	974	7,186
NORTHERN EUROPE	45,229	73,450	102,644	168,191
Denmark		6,729		
Ireland	180	180		
Norway			1,505	4,513
Svalbard/Jan May.Is.	5,396	5,396		
Sweden	8,966	9,567	35,129	53,827
United Kingdom	30,687	51,578	66,010	109,850
SOUTHERN EUROPE	25,300	61,027	38,501	69,867
Croatia				527
Greece				320
Italy	25,203	56,548	37,025	62,981
Portugal			618	618
Spain	97	4,479	858	5,420
WESTERN EUROPE	91,153	164,279	67,949	140,508
Austria		1,337		
Belgium	55,537	68,104	4,449	6,503
France	4,970	11,148	13,049	21,346
Germany	21,064	45,507	39,454	78,105
Netherlands	9,582	10,122	10,744	32,588
Switzerland		28,062	253	1,966
EASTERN AFRICA	1,055	12,318		
Ethiopia		11,262		
Zimbabwe	1,055	1,055		
NORTHERN AFRICA		1,371	823	1,156
Egypt(U.A.R.)				334
Morocco		1,371	823	823
SOUTHERN AFRICA	8,090	14,841	4,043	18,204
South Africa			4,043	18,204

Contd.

10.15 Re-Imports by Areas and Countries / Territories

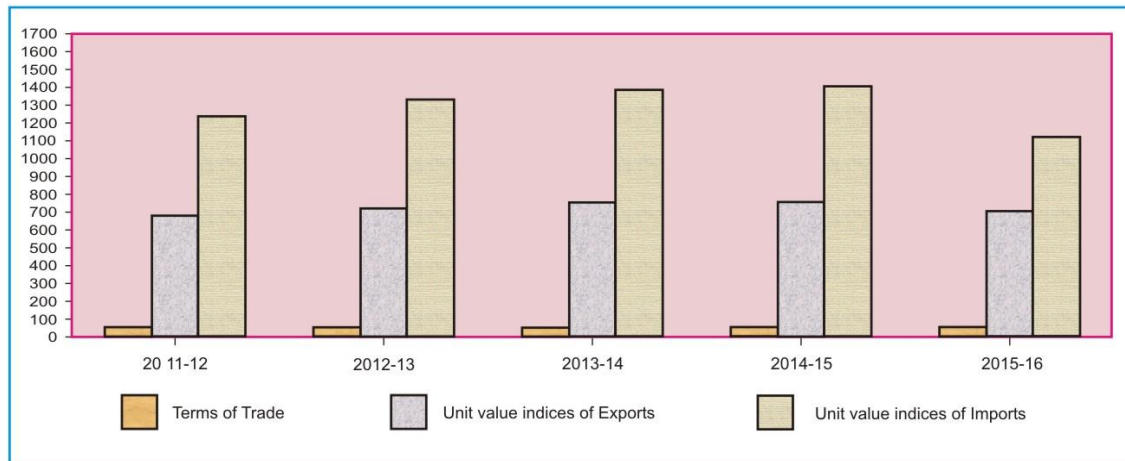
(In Thousand Rupees)

Territories/Countries	Aug., 2016	Cumulative From July,2016	Aug., 2015	Cumulative From July,2015
Swaziland	8,090	14,841		
EASTERN ASIA	548,772	972,001	512,186	982,899
China	374,624	628,429	243,283	523,183
Hong Kong S.A.Re.Chi	5,799	27,293	47,544	87,129
Japan	102,816	223,519	177,264	264,561
Korea, Republic of	20,512	27,592	8,818	38,789
O.Asia(Tai.For.Pe.Ki	45,020	65,168	35,277	69,237
SOUTH-CENTRAL ASIA	135,848	245,476	103,724	194,167
Bangladesh	11,180	12,518	4,054	8,719
India	115,208	213,149	83,505	140,859
Iran (Islamic R.)	331	1,797		638
Sri Lanka	9,129	18,011	16,165	43,951
SOUTH-EASTERN ASIA	155,511	277,479	102,026	192,163
Indonesia	113,956	192,979	47,598	104,222
Malaysia	23,259	38,234	26,337	37,797
Singapore	5,065	10,074	1,895	9,502
Thailand	9,959	23,777	24,176	36,503
Viet Nam	3,273	12,414	2,020	4,139
WESTERN ASIA	175,676	271,415	109,349	196,045
Bahrain	6,039	12,676	6,935	10,170
Cyprus				330
Kuwait			362	362
Oman	6,074	6,074		1,374
Saudi Arabia	26,825	34,100	18,176	31,462
Syrian Arab Republic	20,311	28,424	6,106	6,106
Turkey	13,277	18,960	10,584	24,212
United Arab Emirates	103,151	171,181	67,186	122,030
AUSTRALIA AND NEW ZEALAND	8,925	17,351	62,036	103,389
Australia	8,925	17,351	62,036	103,389

10.16 Annual and Quarterly Terms of Trade and Unit Value Indices of Exports and Imports (1990-91=100)

Year/ Quarter	Terms of Trade	Unit Value Indices of Exports	Unit Value Indices of Imports
2011-12	55.08	679.44	1233.49
2012-13	53.81	715.45	1329.56
2013-14	54.27	752.86	1387.15
2014-15	54.05	759.21	1,404.72
2015-16	56.33	705.02	1,251.53
2011-12 Jul-Sep	56.28	653.84	1161.73
Oct-Dec	54.96	673.48	1225.37
Jan-Mar	54.95	680.39	1238.16
Apr-Jun	54.26	710.06	1308.71
2012-13 Jul-Sep	53.94	684.66	1269.28
Oct-Dec	53.43	709.08	1327.23
Jan-Mar	53.91	728.42	1351.28
Apr-Jun	53.97	739.63	1370.44
2013-14 Jul-Sep	54.54	745.76	1367.33
Oct-Dec	54.61	745.57	1365.33
Jan-Mar	54.80	771.50	1407.91
Apr-Jun	53.17	748.62	1408.02
2014-15 Jul-Sep	52.24	753.27	1441.98
Oct-Dec	54.41	762.69	1401.74
Jan-Mar	55.87	769.06	1376.64
Apr-Jun	53.76	751.81	1398.50
2015-16 Jul-Sep	53.67	712.89	1328.20
Oct-Dec	56.66	701.89	1238.67
Jan-Mar	57.87	703.02	1214.84
Apr-Jun	57.36	702.28	1224.39

ANNUAL TERMS OF TRADE & UNIT VALUE INDICES OF EXPORTS & IMPORTS (1990-91=100)



10.17 Index Numbers of Unit Values of Exports by Groups (1990-91=100)

Year /Quarter	All Groups	Food and Live Animals	Beverages & Tobacco	Crude Materials Inedible	Mineral Fuels & Lubrican	Chemicals	Manufactured Goods	Machinery & Transport	Misc. Manufactured Articles
2011-12	679.44	800.09	935.29	848.74	1500.63	739.66	641.15	1517.96	650.31
2012-13	715.45	884.48	1052.54	958.74	1615.08	876.11	689.62	1603.48	657.15
2013-14	752.86	954.07	1127.89	1009.57	1682.81	939.50	698.49	1650.17	700.75
2014-15	759.21	1057.47	1148.80	999.87	1713.20	935.18	667.05	1789.37	728.76
2015-16	705.03	944.46	1217.42	920.79	1092.25	1000.41	607.39	1873.58	774.38
2011-12 Jul-Sep	653.84	803.38	897.76	758.78	1429.38	678.24	617.90	1431.44	635.65
Oct-Dec	673.48	780.21	923.77	818.80	1492.20	714.47	645.22	1523.11	645.05
Jan-Mar	680.39	787.46	953.20	904.77	1528.82	766.15	648.83	1549.50	652.21
Apr-Jun	710.06	829.32	966.43	912.66	1552.12	799.77	652.65	1567.78	668.31
2012-13 Jul-Sep	684.66	867.43	999.22	924.18	1562.79	809.02	656.98	1584.13	636.74
Oct-Dec	709.08	869.95	1036.60	944.56	1653.04	851.48	685.86	1590.79	658.79
Jan-Mar	728.42	899.09	1086.12	982.32	1620.06	921.14	705.07	1618.96	666.01
Apr-Jun	739.63	901.46	1088.20	983.88	1624.41	922.80	710.57	1620.03	667.06
2013-14 Jul-Sep	745.46	919.57	1098.87	1017.68	1634.63	934.11	713.43	1624.52	674.82
Oct-Dec	745.57	952.49	1154.15	1023.78	1640.93	928.01	698.36	1631.05	723.57
Jan-Mar	771.50	970.48	1164.01	1042.41	1659.59	941.60	719.23	1664.20	729.32
Apr-Jun	748.62	973.74	1094.54	954.39	1796.09	954.26	659.51	1680.90	675.29
2014-15 Jul-Sep	753.27	1027.99	1123.85	988.05	1853.14	929.85	676.38	1722.41	692.43
Oct-Dec	762.69	1071.97	1171.54	1000.56	1862.62	935.86	677.14	1781.57	740.31
Jan-Mar	769.06	1075.01	1148.08	1030.34	1732.30	946.52	679.02	1787.10	728.26
Apr-Jun	751.81	1054.91	1151.73	980.52	1404.75	928.49	635.66	1866.41	754.05
2015-16 Jul-Sep	712.89	973.60	1144.34	964.35	1423.80	994.53	628.77	1955.09	730.30
Oct-Dec	701.89	935.34	1176.96	908.48	1022.94	995.70	601.06	1858.72	782.09
Jan-Mar	703.02	929.68	1250.14	921.27	1045.51	1021.47	599.41	1866.25	795.28
Apr-Jun	702.28	939.22	1298.25	889.05	876.75	989.95	600.29	1814.27	789.83

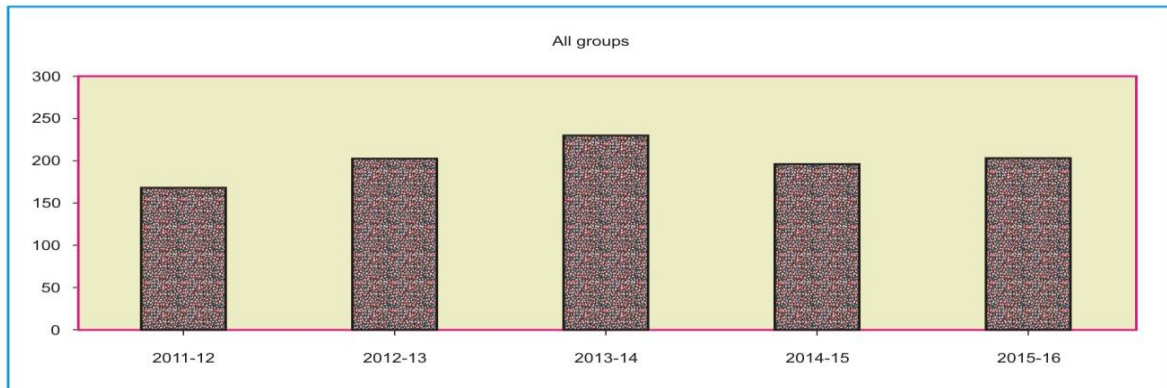
10.18 Index Numbers of Unit Values of Imports by Groups (1990-91=100)

Year/Quarter	All groups	Food and Live animals	Beverages & Tobacco	Crude materials inedible except fuels	Mineral fuels & Lubricants	Animal or Veg. oils & Fats	Chemicals	Manufactured goods	Machinery & Transport equipment	Misc. manufactured articles
2011-12	1233.49	791.79	1230.10	881.00	1651.93	1240.29	897.56	823.33	1407.29	1274.46
2012-13	1329.56	802.28	1339.47	995.65	1720.77	1103.29	994.50	887.02	1738.91	1342.66
2013-14	1387.15	838.74	1446.20	1046.35	1757.91	1054.13	1098.60	899.66	1866.32	1458.63
2014-15	1404.72	891.28	1620.65	1048.08	1550.37	1037.83	1256.50	1026.39	1985.27	1854.42
2015-16	1251.53	839.11	1700.77	1031.47	1054.32	1011.65	1193.67	920.53	1913.99	2376.63
2011-12 Jul-Sep	1161.73	780.37	1174.28	886.35	1546.57	1209.58	836.74	807.84	1297.42	1248.30
Oct-Dec	1225.37	786.64	1201.86	889.48	1674.49	1185.85	907.70	818.38	1350.77	1264.77
Jan-Mar	1238.16	819.33	1254.74	846.69	1651.53	1277.05	922.54	830.85	1386.86	1282.00
Apr-Jun	1308.71	780.82	1289.52	901.49	1735.14	1288.69	923.26	836.23	1594.10	1302.76
2012-13 Jul-Sep	1269.28	791.42	1310.88	925.57	1623.49	1189.26	939.61	875.46	1610.53	1323.94
Oct-Dec	1327.23	794.08	1328.36	995.64	1764.03	1111.45	1009.58	881.11	1680.20	1327.27
Jan-Mar	1351.28	800.25	1350.09	1017.46	1761.13	1048.35	989.23	877.44	1804.52	1345.00
Apr-Jun	1370.44	823.38	1368.54	1043.92	1734.43	1064.11	1039.59	914.05	1860.39	1374.43
2013-14 Jul-Sep	1367.33	839.00	1390.72	1064.30	1688.69	1075.42	1064.27	859.80	1865.31	1381.34
Oct-Dec	1365.33	840.48	1425.20	1052.01	1711.56	1054.23	1083.40	873.38	1875.71	1391.17
Jan-Mar	1407.91	849.44	1463.98	1072.34	1784.71	1061.03	1104.26	930.61	1937.80	1487.18
Apr-Jun	1408.02	826.03	1504.91	996.75	1846.69	1025.83	1142.45	934.85	1786.47	1574.82
2014-15 Jul-Sep	1441.98	882.91	1551.52	1050.88	1810.84	1040.06	1218.48	993.38	1889.96	1701.41
Oct-Dec	1401.74	893.21	1590.81	1065.79	1530.17	1056.54	1254.97	1030.45	1969.44	1807.08
Jan-Mar	1376.64	895.47	1651.30	1039.03	1443.70	1006.23	1256.20	1044.23	1995.28	1892.80
Apr-Jun	1398.50	893.54	1688.98	1036.61	1416.75	1048.50	1296.34	1037.49	2086.41	2016.39
2015-16 Jul-Sep	1328.20	819.90	1670.50	994.97	1377.68	1032.17	1175.87	905.12	1926.97	2242.88
Oct-Dec	1238.67	824.90	1691.32	1109.19	1049.07	1028.06	1141.86	929.56	1882.96	2372.44
Jan-Mar	1214.84	865.60	1747.55	1012.94	871.68	978.61	1210.14	924.91	1934.80	2434.43
Apr-Jun	1224.39	846.04	1693.71	1008.77	918.85	1007.74	1246.79	922.51	1911.24	2456.76

10.19 Index Numbers of Quantum of Exports by Groups (1990-91=100)

Year/Quarter	All groups	Food and Live animals	Beverages & Tobacco	Crude materials inedible except fuels	Mineral fuels & Lubricants	Chemicals	Manufactured goods	Machinery & Transport equipment	Misc. manufactured articles
2011-12	167.36	264.12	367.35	282.00	410.62	1301.40	157.00	2077.59	164.87
2012-13	202.86	242.21	238.64	343.79	37.89	992.45	191.87	2014.32	181.50
2013-14	229.80	280.96	175.45	447.47	409.09	1010.41	189.96	2056.66	226.38
2014-15	195.45	224.40	100.30	264.75	176.22	973.58	181.68	3964.39	201.19
2015-16	203.66	243.09	112.67	307.85	57.34	689.93	182.42	3767.50	223.68
2011-12 Jul-Sep	123.61	226.97	338.73	258.06	397.91	1195.14	153.61	1693.48	168.03
Oct-Dec	169.87	245.98	350.96	342.16	405.61	1260.20	146.42	1741.42	145.37
Jan-Mar	181.51	273.36	342.68	403.10	392.32	1443.70	151.76	2986.15	158.70
Apr-Jun	194.44	310.16	437.04	124.69	446.65	1306.54	176.19	1889.30	187.37
2012-13 Jul-Sep	182.10	193.42	203.51	300.83	29.33	962.68	175.53	2240.25	165.88
Oct-Dec	201.62	219.24	268.01	357.97	6.46	948.78	196.72	2835.50	174.64
Jan-Mar	208.98	289.31	307.37	350.05	53.72	840.47	192.71	1390.01	179.90
Apr-Jun	218.73	266.88	175.65	366.29	62.03	1217.85	202.51	1591.51	205.57
2013-14 Jul-Sep	242.65	254.75	215.28	392.89	1298.61	1052.88	213.28	1226.96	241.61
Oct-Dec	220.69	279.96	59.50	463.12	4.22	691.05	190.14	911.18	229.81
Jan-Mar	218.37	336.65	69.11	350.89	247.03	1153.88	186.44	4061.10	208.14
Apr-Jun	237.48	252.47	357.92	582.97	86.50	1143.82	170.28	2027.38	225.97
2014-15 Jul-Sep	201.64	189.93	90.87	389.05	361.14	952.31	183.05	4343.64	202.72
Oct-Dec	205.65	266.45	51.38	333.54	123.62	1240.35	187.56	3283.23	194.18
Jan-Mar	197.74	235.44	74.56	246.63	85.83	790.96	183.40	3932.27	205.36
Apr-Jun	176.75	205.76	184.39	89.77	134.28	910.69	172.69	4298.43	202.50
2014-15 Jul-Sep	187.10	183.52	68.33	285.36	76.97	1029.59	176.67	3211.01	194.95
Oct-Dec	193.24	251.95	54.14	218.76	50.57	778.60	177.06	2601.52	204.57
Jan-Mar	228.29	303.57	179.45	528.59	70.12	467.59	186.61	3782.17	256.89
Apr-Jun	206.13	233.33	148.74	198.69	31.70	483.95	189.54	5475.29	238.30

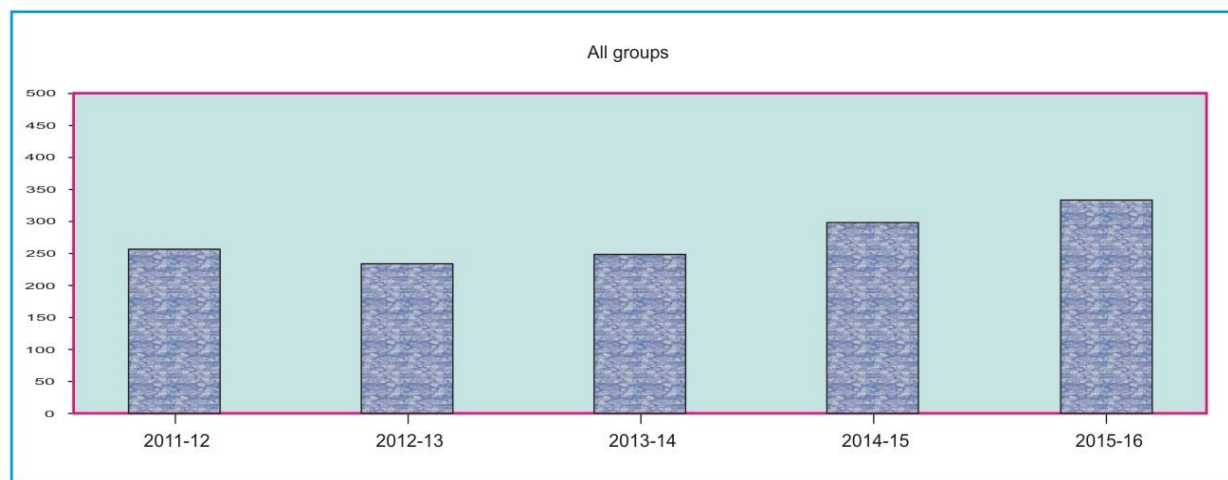
INDEX NUMBERS OF QUANTUM OF EXPORTS BY GROUPS
(1990-91=100)



10.20 Index Numbers of Quantum of Imports by Groups (1990-91=100)

Year/Quarter	All groups	Food and Live animals	Beverages & Tobacco	Crude materials inedible except fuels	Mineral fuels & Lubricants	Animal or Veg. oils & Fats	Chemicals	Manufactured goods	Machinery & Transport equipment	Misc. manufactured articles
2011-12	256.47	321.01	371.65	473.88	197.46	121.87	290.92	241.91	280.01	288.73
2012-13	234.02	186.86	275.65	413.29	190.89	141.68	240.54	249.49	266.44	261.26
2013-14	249.40	162.10	317.18	491.04	185.66	182.37	253.03	312.32	283.06	286.91
2014-15	299.74	222.61	317.90	531.02	175.67	179.33	271.01	345.01	478.50	307.93
2015-16	330.71	273.06	287.46	628.07	157.60	221.25	266.35	319.43	584.63	405.89
2011-12 Jul-Sep	240.84	277.16	347.08	300.55	194.84	114.21	304.19	247.39	261.99	225.28
Oct-Dec	265.20	330.05	344.55	647.69	194.63	119.56	315.83	235.90	261.50	260.87
Jan-Mar	246.02	383.47	403.56	497.72	188.47	102.72	277.36	223.66	241.95	398.43
Apr-Jun	273.80	293.36	391.41	449.55	211.89	151.00	266.31	260.67	354.59	270.34
2012-13 Jul-Sep	233.97	153.48	320.06	335.17	199.90	165.49	246.32	226.37	289.12	221.18
Oct-Dec	229.54	203.59	244.78	355.04	192.53	115.62	250.79	260.53	247.53	297.57
Jan-Mar	223.34	205.75	273.94	531.28	168.62	148.57	209.02	245.75	221.78	281.19
Apr-Jun	249.22	184.62	263.80	431.66	202.50	137.03	256.03	265.29	307.32	245.10
2013-14 Jul-Sep	218.67	122.34	261.56	396.94	181.66	174.34	244.11	206.78	263.81	229.50
Oct-Dec	268.58	171.23	341.53	584.51	196.34	167.22	261.77	508.73	227.47	235.11
Jan-Mar	257.81	167.02	354.12	578.98	169.03	175.06	258.74	280.99	321.79	278.09
Apr-Jun	252.54	187.81	311.51	403.73	195.60	212.84	247.49	252.77	319.16	305.94
2014-15 Jul-Sep	302.77	322.99	416.31	354.13	197.29	189.47	275.38	273.72	521.40	302.25
Oct-Dec	303.82	229.82	369.89	685.69	185.39	167.77	270.55	274.76	470.31	296.49
Jan-Mar	290.10	174.63	205.90	595.97	129.32	163.79	258.24	482.00	428.76	371.67
Apr-Jun	302.25	162.98	279.49	488.27	190.67	196.30	279.88	349.54	493.54	261.29
2015-16 Jul-Sep	290.52	292.22	311.01	375.83	146.92	212.82	245.87	284.84	513.14	407.12
Oct-Dec	355.81	311.72	251.34	598.92	153.20	224.04	302.20	347.62	635.68	489.68
Jan-Mar	304.07	245.24	298.83	876.98	135.09	223.11	229.82	310.36	469.95	357.26
Apr-Jun	372.45	243.07	288.66	660.54	195.20	225.04	287.52	334.92	719.73	369.48

INDEX NUMBERS OF QUANTUM OF IMPORTS BY GROUPS
(1990-91=100)



10.21 Trade in Services (Summary) June, 2016

Rs. In Million
Dollars in Thousands

Description	* June, 2016		** May, 2016		% Change in June, 2016 over May, 2016	
	Rs	\$	Rs	\$	Rs	\$
Export of Services (TOTAL)	49,783.32	476,002.16	52,045.53	497,192.83	-4.35	-4.26
1. Manufacturing services on physical inputs owned by others	0.00	0.00	0.00	0.00	0.00	0.00
2. Maintenance and repair services n.i.e.	191.39	1,830.00	0.00	0.00	100.00	100.00
3. Transport	10,173.12	97,270.00	10,189.43	97,340.00	-0.16	-0.07
4. Travel	2,800.82	26,780.00	2,692.34	25,720.00	4.03	4.12
5. Construction services	431.94	4,130.00	529.67	5,060.00	-18.45	-18.38
6. Insurance and Pension services	307.48	2,940.00	941.59	8,995.00	-67.34	-67.32
7. Financial services	508.29	4,860.00	516.07	4,930.00	-1.51	-1.42
8. Charges for the use of intellectual services	184.07	1,760.00	139.22	1,330.00	32.22	32.33
9. Telecommunication, Computer and information services	8,981.86	85,880.00	7,735.75	73,900.00	16.11	16.21
10. Other business services	7,966.05	76,167.16	7,746.01	73,997.83	2.84	2.93
11. Personal, cultural, and recreational services	321.61	3,075.00	208.32	1,990.00	54.38	54.52
12. Government services, n.i.e.	17,916.69	171,310.00	21,347.13	203,930.00	-16.07	-16.00
Import of Services (TOTAL)	71,107.10	679,889.00	83,092.20	793,775.00	-14.42	-14.35
1. Manufacturing services on physical inputs owned by others	0.00	0.00	0.00	0.00	0.00	0.00
2. Maintenance and repair services n.i.e.	731.06	6,990.00	731.71	6,990.00	-0.09	0.00
3. Transport	30,752.68	294,041.00	31,219.69	298,240.00	-1.50	-1.41
4. Travel	15,989.15	152,880.00	16,344.70	156,140.00	-2.18	-2.09
5. Construction services	0.00	0.00	5,550.12	53,020.00	-100.00	-100.00
6. Insurance and Pension services	2,523.04	24,124.00	1,755.49	16,770.00	43.72	43.85
7. Financial services	1,259.22	12,040.00	1,254.06	11,980.00	0.41	0.50
8. Charges for the use of intellectual services	2,442.09	23,350.00	2,376.23	22,700.00	2.77	2.86
9. Telecommunication, Computer and information services	2,492.29	23,830.00	4,253.13	40,630.00	-41.40	-41.35
10. Other business services	11,573.53	110,660.00	12,264.30	117,160.00	-5.63	-5.55
11. Personal, cultural, and recreational services	102.91	984.00	215.12	2,055.00	-52.16	-52.12
12. Government services, n.i.e.	3,241.13	30,990.00	7,127.65	68,090.00	-54.53	-54.49

Description	* July - June 2015 - 2016		July - June 2014 - 2015		% Change in July - June, 2015 - 2016 over July - June, 2014 - 2015	
	Rs	\$	Rs	\$	Rs	\$
Export of Services (TOTAL)	569,168.73	5,460,431.45	595,655.33	5,880,418.27	-4.45	-7.14
1. Manufacturing services on physical inputs owned by others	0.00	0.00	0.00	0.00	0.00	0.00
2. Maintenance and repair services n.i.e.	239.74	2,300.00	724.26	7,150.00	-66.90	-67.83
3. Transport	104,890.76	1,006,290.00	133,420.34	1,317,150.00	-21.38	-23.60
4. Travel	33,557.45	321,940.00	30,526.18	301,360.00	9.93	6.83
5. Construction services	4,415.40	42,360.00	4,514.71	44,570.00	-2.20	-4.96
6. Insurance and Pension services	5,462.44	52,405.00	6,877.60	67,897.00	-20.58	-22.82
7. Financial services	9,259.21	88,830.00	10,715.97	105,790.00	-13.59	-16.03
8. Charges for the use of intellectual services	2,095.13	20,100.00	556.11	5,490.00	276.75	266.12
9. Telecommunication, Computer and information services	81,278.37	779,760.00	83,168.03	821,050.00	-2.27	-5.03
10. Other business services	100,570.16	964,839.45	83,174.54	821,114.27	20.91	17.50
11. Personal, cultural, and recreational services	2,999.58	28,777.00	837.41	8,267.00	258.20	248.09
12. Government services, n.i.e.	224,400.49	2,152,830.00	241,140.18	2,380,580.00	-6.94	-9.57
Import of Services (TOTAL)	820,759.68	7,874,119.00	895,778.25	8,843,287.00	-8.37	-10.96
1. Manufacturing services on physical inputs owned by others	0.00	0.00	0.00	0.00	0.00	0.00
2. Maintenance and repair services n.i.e.	9,879.40	94,780.00	8,765.03	86,530.00	12.71	9.53
3. Transport	320,773.97	3,077,408.00	420,892.13	4,155,124.00	-23.79	-25.94
4. Travel	167,147.26	1,603,560.00	153,717.77	1,517,530.00	8.74	5.67
5. Construction services	12,454.01	119,480.00	450.76	4,450.00	2662.89	2584.94
6. Insurance and Pension services	26,544.62	254,661.00	26,641.43	263,009.00	-0.36	-3.17
7. Financial services	20,014.18	192,010.00	23,132.67	228,370.00	-13.48	-15.92
8. Charges for the use of intellectual services	19,097.96	183,220.00	16,139.29	159,330.00	18.33	14.99
9. Telecommunication, Computer and information services	39,255.99	376,610.00	40,081.29	395,690.00	-2.06	-4.82
10. Other business services	156,421.16	1,500,657.00	142,950.44	1,411,233.00	9.42	6.34
11. Personal, cultural, and recreational services	883.18	8,473.00	917.83	9,061.00	-3.78	-6.49
12. Government services, n.i.e.	48,287.95	463,260.00	62,089.61	612,960.00	-22.23	-24.42

* Provisional figures based on figures provided by the State Bank of Pakistan.

** Revised by SBP

Note:- SBP has switched over from BPM- to BPM 6th addition from July, 2014.

Note:- Dollar value is converted into Rupees on monthly average exchange rate provided by SBP.

June, 2016 (1\$=Rs.104.586375), May, 2016 (1\$=Rs. 104.678739) and June, 2015 (1\$=Rs. 101.772530) respectively.

10.22 Export of Services by Sectors (Detail) (Monthly)

Description	Rs. in Millions Dollars in Thousands									
	* June, 2016		** May, 2016		** June, 2015		% Change in June, 2016 over			
							May, 2016		June, 2015	
	Rs	\$	Rs	\$	Rs	\$	Rs	\$	Rs	\$
Services	49,783.32	476,002.16	52,045.53	497,192.83	41,022.71	403,082.27	-4.35	-4.26	21.36	18.09
1.Manufacturing services on physical inputs owned by others	0.00	0.00	0.00	0.00	0.00	0.00	0.00	0.00	0.00	0.00
1.1 Goods for processing in reporting economy	0.00	0.00	0.00	0.00	0.00	0.00	0.00	0.00	0.00	0.00
1.2 Goods for processing abroad	0.00	0.00	0.00	0.00	0.00	0.00	0.00	0.00	0.00	0.00
2.Maintenance and repair services n.i.e.	191.39	1,830.00	0.00	0.00	15.27	150.00	100.00	100.00	1153.37	1120.00
3. Transport	10,173.12	97,270.00	10,189.43	97,340.00	7,199.40	70,740.00	-0.16	-0.07	41.31	37.50
3.1 Sea transport	198.71	1,900.00	189.47	1,810.00	365.37	3,590.00	4.88	4.97	-45.61	-47.08
3.1.1 Passenger	0.00	0.00	0.00	0.00	0.00	0.00	0.00	0.00	0.00	0.00
3.1.2 Freight	82.62	790.00	82.70	790.00	224.92	2,210.00	-0.10	0.00	-63.27	-64.25
3.1.3 Other	116.09	1,110.00	106.77	1,020.00	140.45	1,380.00	8.73	8.82	-17.34	-19.57
3.2 Air transport	9,874.01	94,410.00	9,897.37	94,550.00	6,773.98	66,560.00	-0.24	-0.15	45.76	41.84
3.1.1 Passenger	4,959.49	47,420.00	4,958.63	47,370.00	4,750.74	46,680.00	0.02	0.11	4.39	1.59
3.1.2 Freight	49.16	470.00	49.20	470.00	402.00	3,950.00	-0.08	0.00	-87.77	-88.10
3.1.3 Other	4,865.36	46,520.00	4,889.54	46,710.00	1,621.24	15,930.00	-0.49	-0.41	200.10	192.03
3.3 Road transport	60.66	580.00	55.48	530.00	59.03	580.00	9.34	9.43	2.76	0.00
3.3.1 Passenger	0.00	0.00	0.00	0.00	0.00	0.00	0.00	0.00	0.00	0.00
3.3.2 Freight	60.66	580.00	55.48	530.00	59.03	580.00	9.34	9.43	2.76	0.00
3.3.3 Other	0.00	0.00	0.00	0.00	0.00	0.00	0.00	0.00	0.00	0.00
3.4 Rail transport	0.00	0.00	0.00	0.00	0.00	0.00	0.00	0.00	0.00	0.00
3.4.1 Passenger	0.00	0.00	0.00	0.00	0.00	0.00	0.00	0.00	0.00	0.00
3.4.2 Freight	0.00	0.00	0.00	0.00	0.00	0.00	0.00	0.00	0.00	0.00
3.4.3 Other	0.00	0.00	0.00	0.00	0.00	0.00	0.00	0.00	0.00	0.00
3.5 Postal and courier services	39.74	380.00	47.11	450.00	1.02	10.00	-15.64	-15.56	3796.08	3700.00
3.6 Electricity transmission	0.00	0.00	0.00	0.00	0.00	0.00	0.00	0.00	0.00	0.00
3.7 Other supporting and auxiliary transport service	0.00	0.00	0.00	0.00	0.00	0.00	0.00	0.00	0.00	0.00
4. Travel	2,800.82	26,780.00	2,692.34	25,720.00	2,654.22	26,080.00	4.03	4.12	5.52	2.68
4.1 Business	420.44	4,020.00	437.56	4,180.00	453.91	4,460.00	-3.91	-3.83	-7.37	-9.87
4.1.1 Acquisition of goods and services by border, seasonal, and other short-term workers	0.00	0.00	0.00	0.00	0.00	0.00	0.00	0.00	0.00	0.00
4.1.2 Other	420.44	4,020.00	437.56	4,180.00	453.91	4,460.00	-3.91	-3.83	-7.37	-9.87
4.2 Personal	2,380.38	22,760.00	2,254.78	21,540.00	2,200.31	21,620.00	5.57	5.66	8.18	5.27
4.2.1 Health-related expenditure	7.32	70.00	18.84	180.00	43.76	430.00	-61.15	-61.11	-83.27	-83.72
4.2.2 Education-related expenditure	80.53	770.00	50.25	480.00	42.74	420.00	60.26	60.42	88.42	83.33
4.2.3 Other	2,292.53	21,920.00	2,185.69	20,880.00	2,113.81	20,770.00	4.89	4.98	8.45	5.54
4.2.3.1 Religious travel	0.00	0.00	2.27	21.71	3.95	38.84	-100.00	-100.00	-100.00	-100.00
4.2.3.2 Other	2,292.53	21,920.00	2,183.42	20,858.29	2,109.86	20,731.16	5.00	5.09	8.66	5.73
5.Construction services	431.94	4,130.00	529.67	5,060.00	577.05	5,670.00	-18.45	-18.38	-25.15	-27.16
5.1 Construction abroad	431.94	4,130.00	529.67	5,060.00	577.05	5,670.00	-18.45	-18.38	-25.15	-27.16
5.2 Construction in the compiling economy	0.00	0.00	0.00	0.00	0.00	0.00	0.00	0.00	0.00	0.00
6. Insurance and Pension services	307.48	2,940.00	941.59	8,995.00	832.49	8,180.00	-67.34	-67.32	-63.07	-64.06
6.1 Direct Insurance	156.03	1,491.96	792.49	7,570.65	270.38	2,656.81	-80.31	-80.29	-42.29	-43.84
6.1.1 Life insurance	0.20	1.96	0.07	0.65	0.69	6.81	185.71	201.54	-71.01	-71.20
6.1.2 Freight insurance	0.00	0.00	0.00	0.00	3.05	30.00	0.00	0.00	-100.00	-100.00
6.1.3 Other direct insurance	155.83	1,490.00	792.42	7,570.00	266.64	2,620.00	-80.33	-80.32	-41.56	-43.13
6.2 Reinsurance	143.39	1,370.98	139.56	1,333.23	562.11	5,523.20	2.74	2.83	-74.49	-75.18
6.3 Auxiliary insurance services	8.06	77.06	9.54	91.12	0.00	0.00	-15.51	-15.43	100.00	100.00
6.4 Pension and standardized guarantee services	0.00	0.00	0.00	0.00	0.00	0.00	0.00	0.00	0.00	0.00

Contd.

10.22 Export of Services by Sectors (Detail) (Monthly)

Description	Rs. in Millions Dollars in Thousands									
	* June, 2016		** May, 2016		** June, 2015		% Change in June, 2016 over			
							May, 2016		June, 2015	
	Rs	\$	Rs	\$	Rs	\$	Rs	\$	Rs	\$
7. Financial services	508.29	4860.00	516.07	4930.00	1181.58	11610.00	-1.51	-1.42	-56.98	-58.14
7.1 Explicitly charged and other financial services	508.29	4860.00	516.07	4930.00	876.26	8610.00	-1.51	-1.42	-41.99	-43.55
7.2 Financial intermediation service charges indirectly measured (FISIM)	0.00	0.00	0.00	0.00	305.32	3000.00	0.00	0.00	-100.00	-100.00
8. Charges for the use of intellectual services	184.07	1760.00	139.22	1330.00	5.09	50.00	32.22	32.33	3516.31	3420.00
9. Telecommunication, Computer and information services	8981.86	85880.00	7735.75	73900.00	6549.07	64350.00	16.11	16.21	37.15	33.46
9.1 Telecommunications services	3644.83	34850.00	3427.18	32740.00	2785.52	27370.00	6.35	6.44	30.85	27.33
9.1.1 Call centres	972.17	9295.41	651.91	6227.72	406.30	3992.22	49.13	49.26	139.27	132.84
9.1.2 Telecommunication services	2672.66	25554.59	2775.27	26512.28	2379.22	23377.78	-3.70	-3.61	12.33	9.31
9.2 Computer services	5323.44	50900.00	4301.25	41090.00	3748.28	36830.00	23.76	23.87	42.02	38.20
9.2.1 Hardware consultancy services	21.66	207.12	9.07	86.63	6.69	65.71	138.81	139.09	223.77	215.21
9.2.2 Software consultancy services	2075.07	19840.73	1683.25	16080.18	825.59	8112.13	23.28	23.39	151.34	144.58
9.2.3 Maintenance & repairs of computer	1.87	17.89	5.34	50.99	2.96	29.08	-64.98	-64.91	-36.82	-38.48
9.2.4 Export / Import of Computer Software	2683.15	25654.89	1919.12	18333.41	2438.92	23964.46	39.81	39.94	10.01	7.05
9.2.5 Other Computer services	541.69	5179.37	684.47	6538.79	474.12	4658.62	-20.86	-20.79	14.25	11.18
9.3 Information services	13.59	130.00	7.32	70.00	15.27	150.00	85.66	85.71	-11.00	-13.33
9.3.1 News agency services	9.12	87.24	4.11	39.29	1.95	19.13	121.90	122.04	367.69	356.06
9.3.2 Other information services	4.47	42.76	3.21	30.71	13.32	130.87	39.25	39.24	-66.44	-67.33
10. Other business services	7966.05	76167.16	7746.01	73997.83	10377.98	101972.27	2.84	2.93	-23.24	-25.31
10.1 Research and development services	47.06	450.00	124.57	1190.00	53.94	530.00	-62.22	-62.18	-12.75	-15.09
10.2 Professional and management consulting services	1716.27	16410.00	1687.43	16120.00	1829.87	17980.00	1.71	1.80	-6.21	-8.73
10.2.1 Legal, accounting, management consulting, and public relations	1198.57	11460.00	1194.39	11410.00	1440.08	14150.00	0.35	0.44	-16.77	-19.01
10.2.1.1 Legal services	170.48	1630.00	136.08	1300.00	79.38	780.00	25.28	25.38	114.76	108.97
10.2.1.2 Accounting, auditing, bookkeeping, and tax consulting services	190.35	1820.00	138.18	1320.00	64.12	630.00	37.76	37.88	196.87	188.89
10.2.1.3 Business and management consulting and public relations services	837.74	8010.00	920.13	8790.00	1296.58	12740.00	-8.95	-8.87	-35.39	-37.13
10.2.2 Advertising, market research, and public opinion polling	517.70	4950.00	493.04	4710.00	389.79	3830.00	5.00	5.10	32.82	29.24
10.3 Technical, trade-related and other business services	6202.72	59307.16	5934.01	56687.83	8494.17	83462.27	4.53	4.62	-26.98	-28.94
10.3.1 Architectural, engineering, scientific and other technical services	814.73	7790.00	635.40	6070.00	670.68	6590.00	28.22	28.34	21.48	18.21
10.3.2 Waste treatment and de-pollution, agricultural and mining services	14.64	140.00	23.03	220.00	2.04	20.00	-36.43	-36.36	617.65	600.00
10.3.3 Operating leasing services	16.73	160.00	17.80	170.00	13.23	130.00	-6.01	-5.88	26.46	23.08
10.3.4 Trade-related services	54.70	523.00	9.69	92.59	25.48	250.38	464.50	464.86	114.68	108.88
10.3.5 Other business services n.i.e.	5301.92	50694.16	5248.09	50135.24	7782.74	76471.89	1.03	1.11	-31.88	-33.71
11. Personal, cultural, and recreational services	321.61	3075.00	208.32	1990.00	27.48	270.00	54.38	54.52	1070.34	1038.89
11.1 Audiovisual and related services	255.72	2445.00	193.66	1850.00	15.27	150.00	32.05	32.16	1574.66	1530.00
11.1.1 Audiovisual services	224.12	2142.89	193.54	1848.86	5.24	51.46	15.80	15.90	4177.10	4064.27
11.1.2 Artistic related services	31.60	302.11	0.12	1.14	10.03	98.54	26233.33	26400.88	215.05	206.58
11.2 Other personal, cultural, and recreational	65.89	630.00	14.66	140.00	12.21	120.00	349.45	350.00	439.64	425.00
12. Government services, n.i.e.	17916.69	171310.00	21347.13	203930.00	11603.08	114010.00	-16.07	-16.00	54.41	50.26
12.1 Embassies and consulates	2441.05	23340.00	2263.15	21620.00	3521.33	34600.00	7.86	7.96	-30.68	-32.54
12.2 Military units and agencies	3670.98	35100.00	163.30	1560.00	4329.40	42540.00	2148.00	2150.00	-15.21	-17.49
12.3 Other	11804.66	112870.00	18920.68	180750.00	3752.35	36870.00	-37.61	-37.55	214.59	206.13

* Provisional ** Revised

Note: 1. The data are presented as per 6(EBOPS0.002010) classification aligned with MSITS0.00 2010 classification

10.23 Export of Services by Sector (Detail) (Cummulative)

Description	Rs. in Millions Dollars in Thousands					
	* July - June, 2015 - 2016		** July - June, 2014 - 2015		% Change in July - June, 2015 - 2016 over July - June, 2014 - 2015	
	Rs	\$	Rs	\$	Rs	\$
Services	569,168.73	5,460,431.45	595,655.33	5,880,418.27	-4.45	-7.14
1.Manufacturing services on physical inputs owned by others	0.00	0.00	0.00	0.00	0.00	0.00
1.1 Goods for processing in reporting economy	0.00	0.00	0.00	0.00	0.00	0.00
1.2 Goods for processing abroad	0.00	0.00	0.00	0.00	0.00	0.00
2.Maintenance and repair services n.i.e.	239.74	2,300.00	724.26	7,150.00	-66.90	-67.83
3. Transport	104,890.76	1,006,290.00	133,420.34	1,317,150.00	-21.38	-23.60
3.1 Sea transport	2,874.81	27,580.00	19,906.44	196,520.00	-85.56	-85.97
3.1.1 Passenger	0.00	0.00	0.00	0.00	0.00	0.00
3.1.2 Freight	1,285.22	12,330.00	2,172.77	21,450.00	-40.85	-42.52
3.1.3 Other	1,589.59	15,250.00	17,733.67	175,070.00	-91.04	-91.29
3.2 Air transport	101,225.85	971,130.00	113,049.97	1,116,050.00	-10.46	-12.99
3.1.1 Passenger	51,150.26	490,720.00	68,325.31	674,520.00	-25.14	-27.25
3.1.2 Freight	1,966.92	18,870.00	8,091.42	79,880.00	-75.69	-76.38
3.1.3 Other	48,108.67	461,540.00	36,633.24	361,650.00	31.33	27.62
3.3 Road transport	669.19	6,420.00	442.66	4,370.00	51.17	46.91
3.3.1 Passenger	0.00	0.00	0.00	0.00	0.00	0.00
3.3.2 Freight	669.19	6,420.00	442.66	4,370.00	51.17	46.91
3.3.3 Other	0.00	0.00	0.00	0.00	0.00	0.00
3.4 Rail transport	4.17	40.00	0.00	0.00	100.00	100.00
3.4.1 Passenger	0.00	0.00	0.00	0.00	0.00	0.00
3.4.2 Freight	0.00	0.00	0.00	0.00	0.00	0.00
3.4.3 Other	4.17	40.00	0.00	0.00	100.00	100.00
3.5 Postal and courier services	116.74	1,120.00	21.27	210.00	448.85	433.33
3.6 Electricity transmission	0.00	0.00	0.00	0.00	0.00	0.00
3.7 Other supporting and auxiliary transport service	0.00	0.00	0.00	0.00	0.00	0.00
4. Travel	33,557.45	321,940.00	30,526.18	301,360.00	9.93	6.83
4.1 Business	3,575.26	34,300.00	1,397.87	13,800.00	155.76	148.55
4.1.1 Acquisition of goods and services by border, seasonal, and other short-term workers	0.00	0.00	0.00	0.00	0.00	0.00
4.1.2 Other	3,575.26	34,300.00	1,397.87	13,800.00	155.76	148.55
4.2 Personal	29,982.19	287,640.00	29,128.31	287,560.00	2.93	0.03
4.2.1 Health-related expenditure	144.89	1,390.00	237.03	2,340.00	-38.87	-40.60
4.2.2 Education-related expenditure	830.75	7,970.00	515.59	5,090.00	61.13	56.58
4.2.3 Other	29,006.55	278,280.00	28,375.69	280,130.00	2.22	-0.66
4.2.3.1 Religious travel	4.05	38.85	37.54	370.57	-89.21	-89.52
4.2.3.2 Other	29,002.50	278,241.15	28,338.15	279,759.43	2.34	-0.54
5.Construction services	4,415.40	42,360.00	4,514.71	44,570.00	-2.20	-4.96
5.1 Construction abroad	4,415.40	42,360.00	4,514.71	44,570.00	-2.20	-4.96
5.2 Construction in the compiling economy	0.00	0.00	0.00	0.00	0.00	0.00
6. Insurance and Pension services	5,462.44	52,405.00	6,877.60	67,897.00	-20.58	-22.82
6.1 Direct Insurance	3,613.15	34,663.46	3,460.16	34,159.38	4.42	1.48
6.1.1 Life insurance	34.76	333.46	46.53	459.38	-25.30	-27.41
6.1.2 Freight insurance	26.06	250.00	47.61	470.00	-45.26	-46.81
6.1.3 Other direct insurance	3,552.33	34,080.00	3,366.02	33,230.00	5.54	2.56
6.2 Reinsurance	1,771.51	16,995.36	3,372.01	33,289.08	-47.46	-48.95
6.3 Auxiliary insurance services	77.78	746.18	45.43	448.54	71.21	66.36
6.4 Pension and standardized guarantee services	0.00	0.00	0.00	0.00	0.00	0.00

Contd.

10.23 Export of Services by Sector (Detail) (Cummulative)

Description	Rs. in Millions					
	* July - June, 2015 - 2016		** July - June, 2014 - 2015		% Change in July - June, 2015 - 2016 over July - June, 2014 - 2015	
	Rs	\$	Rs	\$	Rs	\$
7. Financial services	9,259.21	88,830.00	10,715.97	105,790.00	-13.59	-16.03
7.1 Explicitly charged and other financial services	8,519.14	81,730.00	7,403.63	73,090.00	15.07	11.82
7.2 Financial intermediation service charges indirectly measured (FISIM)	740.07	7,100.00	3,312.34	32,700.00	-77.66	-78.29
8. Charges for the use of intellectual services	2,095.13	20,100.00	556.11	5,490.00	276.75	266.12
9. Telecommunication, Computer and information services	81,278.37	779,760.00	83,168.03	821,050.00	-2.27	-5.03
9.1 Telecommunications services	30,287.60	290,570.00	36,597.78	361,300.00	-17.24	-19.58
9.1.1 Call centres	7,604.87	72,958.80	6,135.08	60,566.67	23.96	20.46
9.1.2 Telecommunication services	22,682.73	217,611.20	30,462.70	300,733.33	-25.54	-27.64
9.2 Computer services	50,830.25	487,650.00	46,441.60	458,480.00	9.45	6.36
9.2.1 Hardware consultancy services	237.76	2,280.99	88.79	876.50	167.78	160.24
9.2.2 Software consultancy services	14,480.14	138,918.07	8,255.13	81,496.16	75.41	70.46
9.2.3 Maintenance & repairs of computer	69.31	664.98	90.09	889.40	-23.07	-25.23
9.2.4 Export / Import of Computer Software	29,691.06	284,846.99	32,687.37	322,695.72	-9.17	-11.73
9.2.5 Other Computer services	6,351.98	60,938.97	5,320.22	52,522.22	19.39	16.03
9.3 Information services	160.52	1,540.00	128.65	1,270.00	24.77	21.26
9.3.1 News agency services	102.48	983.16	55.74	550.25	83.85	78.67
9.3.2 Other information services	58.04	556.84	72.91	719.75	-20.40	-22.63
10. Other business services	100,570.16	964,839.45	83,174.54	821,114.27	20.91	17.50
10.1 Research and development services	796.36	7,640.00	844.80	8,340.00	-5.73	-8.39
10.2 Professional and management consulting services	22409.51	214990.00	20307.57	200480.00	10.35	7.24
10.2.1 Legal, accounting, management consulting, and public relations	17,418.73	167,110.00	17,417.63	171,950.00	0.01	-2.81
10.2.1.1 Legal services	1,091.34	10,470.00	1,081.83	10,680.00	0.88	-1.97
10.2.1.2 Accounting, auditing, bookkeeping, and tax consulting services	1,443.66	13,850.00	816.44	8,060.00	76.82	71.84
10.2.1.3 Business and management consulting and public relations services	14,883.73	142,790.00	15,519.36	153,210.00	-4.10	-6.80
10.2.2 Advertising, market research, and public opinion polling	4,990.78	47,880.00	2,889.94	28,530.00	72.69	67.82
10.3 Technical, trade-related and other business services	77,364.29	742,209.45	62,022.17	612,294.27	24.74	21.22
10.3.1 Architectural, engineering, scientific and other technical services	7,194.31	69,020.00	4,505.59	44,480.00	59.68	55.17
10.3.2 Waste treatment and de-pollution, agricultural and mining services	274.14	2,630.00	89.14	880.00	207.54	198.86
10.3.3 Operating leasing services	240.78	2,310.00	131.68	1,300.00	82.85	77.69
10.3.4 Trade-related services	462.30	4,435.12	507.86	5,013.72	-8.97	-11.54
10.3.5 Other business services n.i.e.	69,192.76	663,814.33	56,787.90	560,620.55	21.84	18.41
11. Personal, cultural, and recreational services	2,999.58	28,777.00	837.41	8,267.00	258.20	248.09
11.1 Audiovisual and related services	2,216.77	21,267.00	693.57	6,847.00	219.62	210.60
11.1.1 Audiovisual services	2,160.00	20,722.35	606.48	5,987.26	256.15	246.11
11.1.2 Artistic related services	56.77	544.65	87.09	859.74	-34.81	-36.65
11.2 Other personal, cultural, and recreational	782.81	7,510.00	143.84	1,420.00	444.22	428.87
12. Government services, n.i.e.	224,400.49	2,152,830.00	241,140.18	2,380,580.00	-6.94	-9.57
12.1 Embassies and consulates	31,581.16	302,980.00	34,018.82	335,840.00	-7.17	-9.78
12.2 Military units and agencies	23,480.00	225,260.00	23,147.87	228,520.00	1.43	-1.43
12.3 Other	169,339.33	1,624,590.00	183,973.49	1,816,220.00	-7.95	-10.55

* Provisional ** Revised

Note: 1. The data are presented as per 6(EBOPS0.002010) classification aligned with MSITS0.00 2010 classification

10.24 Import of Services by Sectors (Detail) (Monthly)

Description	Rs. in Millions Dollars in Thousands									
	* June, 2016		** May, 2016		** June, 2015		% Change in June, 2016 over			
							May, 2016		June, 2015	
	Rs	\$	Rs	\$	Rs	\$	Rs	\$	Rs	\$
Services	71,107.10	679,889.00	83,092.20	793,775.00	89,148.89	875,962.00	-14.42	-14.35	-20.24	-22.38
1.Manufacturing services on physical inputs owned by others	0.00	0.00	0.00	0.00	0.00	0.00	0.00	0.00	0.00	0.00
1.1 Goods for processing in reporting economy	0.00	0.00	0.00	0.00	0.00	0.00	0.00	0.00	0.00	0.00
1.2 Goods for processing abroad	0.00	0.00	0.00	0.00	0.00	0.00	0.00	0.00	0.00	0.00
2.Maintenance and repair services n.i.e.	731.06	6,990.00	731.71	6,990.00	1,203.97	11,830.00	-0.09	0.00	-39.28	-40.91
3. Transport	30,752.68	294,041.00	31,219.69	298,240.00	33,672.56	330,861.00	-1.50	-1.41	-8.67	-11.13
3.1 Sea transport	15,551.99	148,700.00	16,543.59	158,040.00	22,602.66	222,090.00	-5.99	-5.91	-31.19	-33.05
3.1.1 Passenger	0.00	0.00	0.00	0.00	0.00	0.00	0.00	0.00	0.00	0.00
3.1.2 Freight	14,201.78	135,790.00	15,592.05	148,950.00	21,445.51	210,720.00	-8.92	-8.84	-33.78	-35.56
3.1.3 Other	1,350.21	12,910.00	951.54	9,090.00	1,157.15	11,370.00	41.90	42.02	16.68	13.54
3.2 Air transport	13,402.74	128,150.00	14,374.62	137,320.00	10,618.94	104,340.00	-6.76	-6.68	26.22	22.82
3.2.1 Passenger	8,393.06	80,250.00	8,400.55	80,250.00	4,911.54	48,260.00	-0.09	0.00	70.88	66.29
3.2.2 Freight	1,809.34	17,300.00	1,880.05	17,960.00	2,495.46	24,520.00	-3.76	-3.67	-27.49	-29.45
3.2.3 Other	3,200.34	30,600.00	4,094.02	39,110.00	3,211.94	31,560.00	-21.83	-21.76	-0.36	-3.04
3.3 Road transport	131.26	1,255.00	126.56	1,209.00	208.43	2,048.00	3.71	3.80	-37.02	-38.72
3.3.1 Passenger	0.00	0.00	0.00	0.00	0.00	0.00	0.00	0.00	0.00	0.00
3.3.2 Freight	131.26	1,255.00	126.56	1,209.00	208.43	2,048.00	3.71	3.80	-37.02	-38.72
3.3.3 Other	0.00	0.00	0.00	0.00	0.00	0.00	0.00	0.00	0.00	0.00
3.4 Rail transport	70.70	676.00	68.15	651.00	112.26	1,103.00	3.74	3.84	-37.02	-38.71
3.4.1 Passenger	70.70	676.00	68.15	651.00	112.26	1,103.00	3.74	3.84	-37.02	-38.71
3.4.2 Freight	0.00	0.00	0.00	0.00	0.00	0.00	0.00	0.00	0.00	0.00
3.4.3 Other	0.00	0.00	0.00	0.00	0.00	0.00	0.00	0.00	0.00	0.00
3.5 Postal and courier services	1,595.99	15,260.00	106.77	1,020.00	130.27	1,280.00	1394.79	1396.08	1125.14	1092.19
3.6 Electricity transmission	0.00	0.00	0.00	0.00	0.00	0.00	0.00	0.00	0.00	0.00
3.7 Other supporting and auxiliary transport service	0.00	0.00	0.00	0.00	0.00	0.00	0.00	0.00	0.00	0.00
4. Travel	15,989.15	152,880.00	16,344.70	156,140.00	16,257.15	159,740.00	-2.18	-2.09	-1.65	-4.29
4.1 Business	1,006.12	9,620.00	471.06	4,500.00	833.52	8,190.00	113.59	113.78	20.71	17.46
4.1.1 Acquisition of goods and services by border, seasonal, and other short-term workers	0.00	0.00	0.00	0.00	0.00	0.00	0.00	0.00	0.00	0.00
4.1.2 Other	1,006.12	9,620.00	471.06	4,500.00	833.52	8,190.00	113.59	113.78	20.71	17.46
4.2 Personal	14,983.03	143,260.00	15,873.64	151,640.00	15,423.63	151,550.00	-5.61	-5.53	-2.86	-5.47
4.2.1 Health-related expenditure	57.52	550.00	29.31	280.00	41.73	410.00	96.25	96.43	37.84	34.15
4.2.2 Education-related expenditure	2,522.62	24,120.00	1,544.03	14,750.00	2,394.71	23,530.00	63.38	63.53	5.34	2.51
4.2.3 Other	12,402.89	118,590.00	14,300.30	136,610.00	12,987.19	127,610.00	-13.27	-13.19	-4.50	-7.07
4.2.3.1 Religious travel	688.14	6,579.68	1,734.83	16,572.71	3,139.50	30,848.25	-60.33	-60.30	-78.08	-78.67
4.2.3.2 Other	11,714.75	112,010.32	12,565.47	120,037.29	9,847.69	96,761.75	-6.77	-6.69	18.96	15.76
5.Construction services	0.00	0.00	5,550.12	53,020.00	0.00	0.00	-100.00	-100.00	0.00	0.00
5.1 Construction abroad	0.00	0.00	0.00	0.00	0.00	0.00	0.00	0.00	0.00	0.00
5.2 Construction in the compiling economy	0.00	0.00	5,550.12	53,020.00	0.00	0.00	-100.00	-100.00	0.00	0.00
6. Insurance and Pension services	2,523.04	24,124.00	1,755.49	16,770.00	1,543.88	15,170.00	43.72	43.85	63.42	59.02
6.1 Direct Insurance	92.00	879.66	441.68	4,219.32	578.06	5,679.98	-79.17	-79.15	-84.08	-84.51
6.1.1 Life insurance	-0.04	-0.34	4.12	39.32	0.00	-0.02	-100.97	-100.86	-4100.00	1788.89
6.1.2 Freight insurance	83.67	800.00	355.91	3,400.00	544.48	5,350.00	-76.49	-76.47	-84.63	-85.05
6.1.3 Other direct insurance	8.37	80.00	81.65	780.00	33.58	330.00	-89.75	-89.74	-75.07	-75.76
6.2 Reinsurance	2,428.41	23,219.16	1,312.55	12,538.68	964.55	9,477.54	85.01	85.18	151.77	144.99
6.3 Auxiliary insurance services	2.63	25.18	1.26	12.00	1.27	12.48	108.73	109.83	107.09	101.84
6.4 Pension and standardized guarantee services	0.00	0.00	0.00	0.00	0.00	0.00	0.00	0.00	0.00	0.00

Contd.

10.24 Import of Services by Sectors (Detail) (Monthly)

Description	Rs. in Millions Dollars in Thousands									
	* June, 2016		** May, 2016		** June, 2015		% Change in June, 2016 over			
							May, 2016		June, 2015	
	Rs	\$	Rs	\$	Rs	\$	Rs	\$	Rs	\$
7. Financial services	1,259.22	12,040.00	1,254.06	11,980.00	3,077.60	30,240.00	0.41	0.50	-59.08	-60.19
7.1 Explicitly charged and other financial services	1,259.22	12,040.00	1,254.06	11,980.00	2,975.83	29,240.00	0.41	0.50	-57.69	-58.82
7.2 Financial intermediation service charges indirectly measured (FISIM)	0.00	0.00	0.00	0.00	101.77	1,000.00	0.00	0.00	-100.00	-100.00
8. Charges for the use of intellectual services	2,442.09	23,350.00	2,376.23	22,700.00	1,729.12	16,990.00	2.77	2.86	41.23	37.43
9. Telecommunication, Computer and information services	2,492.29	23,830.00	4,253.13	40,630.00	3,160.05	31,050.00	-41.40	-41.35	-21.13	-23.25
9.1 Telecommunications services	693.41	6,630.00	2,308.18	22,050.00	1,525.57	14,990.00	-69.96	-69.93	-54.55	-55.77
9.1.1 Call centres	0.00	0.00	8.23	78.66	0.00	0.00	-100.00	-100.00	0.00	0.00
9.1.2 Telecommunication services	693.41	6,630.00	2,299.95	21,971.34	1,525.57	14,990.00	-69.85	-69.82	-54.55	-55.77
9.2 Computer services	1,660.83	15,880.00	1,858.06	17,750.00	1,515.40	14,890.00	-10.61	-10.54	9.60	6.65
9.2.1 Hardware consultancy services	17.46	166.93	1.59	15.22	19.32	189.81	998.11	996.78	-9.63	-12.05
9.2.2 Software consultancy services	1,142.57	10,924.66	1,549.21	14,799.53	678.38	6,665.64	-26.25	-26.18	68.43	63.90
9.2.3 Maintenance & repairs of computer	16.30	155.88	25.86	247.00	57.11	561.16	-36.97	-36.89	-71.46	-72.22
9.2.4 Export / Import of Computer Software	255.40	2,441.97	212.28	2,027.92	523.39	5,142.75	20.31	20.42	-51.20	-52.52
9.2.5 Other Computer services	229.10	2,190.56	69.12	660.33	237.20	2,330.65	231.45	231.74	-3.41	-6.01
9.3 Information services	138.05	1,320.00	86.89	830.00	119.08	1,170.00	58.88	59.04	15.93	12.82
9.3.1 News agency services	119.86	1,146.08	54.30	518.69	85.91	844.10	120.74	120.96	39.52	35.78
9.3.2 Other information services	18.19	173.92	32.59	311.31	33.17	325.90	-44.19	-44.13	-45.16	-46.63
10. Other business services	11,573.53	110,660.00	12,264.30	117,160.00	16,170.64	158,890.00	-5.63	-5.55	-28.43	-30.35
10.1 Research and development services	9.41	90.00	6.28	60.00	14.25	140.00	49.84	50.00	-33.96	-35.71
10.2 Professional and management consulting services	1,661.88	15,890.00	829.07	7,920.00	485.46	4,770.00	100.45	100.63	242.33	233.12
10.2.1 Legal, accounting, management consulting, and public relations	1,360.67	13,010.00	386.27	3,690.00	224.92	2,210.00	252.26	252.57	504.96	488.69
10.2.1.1 Legal services	248.92	2,380.00	235.53	2,250.00	26.46	260.00	5.69	5.78	840.74	815.38
10.2.1.2 Accounting, auditing, bookkeeping, and tax consulting services	2.09	20.00	9.42	90.00	6.11	60.00	-77.81	-77.78	-65.79	-66.67
10.2.1.3 Business and management consulting and public relations services	1,109.66	10,610.00	141.32	1,350.00	192.35	1,890.00	685.21	685.93	476.90	461.38
10.2.2 Advertising, market research, and public opinion polling	301.21	2,880.00	442.80	4,230.00	260.54	2,560.00	-31.98	-31.91	15.61	12.50
10.3 Technical, trade-related and other business services	9,902.24	94,680.00	11,428.95	109,180.00	15,670.93	153,980.00	-13.36	-13.28	-36.81	-38.51
10.3.1 Architectural, engineering, scientific and other technical services	657.85	6,290.00	418.72	4,000.00	1,287.42	12,650.00	57.11	57.25	-48.90	-50.28
10.3.2 Waste treatment and de-pollution, agricultural and mining services	1.05	10.00	79.56	760.00	0.00	0.00	-98.68	-98.68	100.00	100.00
10.3.3 Operating leasing services	1,330.34	12,720.00	1,083.44	10,350.00	1,254.86	12,330.00	22.79	22.90	6.02	3.16
10.3.4 Trade-related services	56.25	537.88	272.29	2,601.15	10.11	99.37	-79.34	-79.32	456.38	441.30
10.3.5 Other business services n.i.e.	7,856.75	75,122.12	9,574.94	91,468.85	13,118.54	128,900.63	-17.94	-17.87	-40.11	-41.72
11. Personal, cultural, and recreational services	102.91	984.00	215.12	2,055.00	48.96	481.00	-52.16	-52.12	110.19	104.57
11.1 Audiovisual and related services	95.59	914.00	210.93	2,015.00	43.87	431.00	-54.68	-54.64	117.89	112.06
11.1.1 Audiovisual services	95.48	912.93	210.59	2,011.72	43.90	431.31	-54.66	-54.62	117.49	111.67
11.1.2 Artistic related services	0.11	1.07	0.34	3.28	-0.03	-0.30	-67.65	-67.38	-466.67	-450.82
11.2 Other personal, cultural, and recreational services	7.32	70.00	4.19	40.00	5.09	50.00	74.70	75.00	43.81	40.00
12. Government services, n.i.e.	3,241.13	30,990.00	7,127.65	68,090.00	12,284.96	120,710.00	-54.53	-54.49	-73.62	-74.33
12.1 Embassies and consulates	642.16	6,140.00	612.38	5,850.00	1,279.28	12,570.00	4.86	4.96	-49.80	-51.15
12.2 Military units and agencies	47.06	450.00	4.19	40.00	19.34	190.00	1023.15	1025.00	143.33	136.84
12.3 Other	2,551.91	24,400.00	6,511.08	62,200.00	10,986.34	107,950.00	-60.81	-60.77	-76.77	-77.40

* Provisional ** Revised

Note:1. The data are presented as per 6(EBOPS0.002010) classification aligned with MSITS0.00 2010 classification

10.25 Import of Services by Sector (Detail) (Cumulative)

Description	Rs. in Millions Dollars in Thousands					
	* July - June, 2015 - 2016		** July - June, 2014 - 2015		% Change in July - June, 2015 - 2016 over July - June, 2014 - 2015	
	Rs	\$	Rs	\$	Rs	\$
Services	820,759.68	7,874,119.00	895,778.25	8,843,287.00	-8.37	-10.96
1.Manufacturing services on physical inputs owned by others	0.00	0.00	0.00	0.00	0.00	0.00
1.1 Goods for processing in reporting economy	0.00	0.00	0.00	0.00	0.00	0.00
1.2 Goods for processing abroad	0.00	0.00	0.00	0.00	0.00	0.00
2.Maintenance and repair services n.i.e.	9,879.40	94,780.00	8,765.03	86,530.00	12.71	9.53
3. Transport	320,773.97	3,077,408.00	420,892.13	4,155,124.00	-23.79	-25.94
3.1 Sea transport	168,875.48	1,620,140.00	260,750.84	2,574,180.00	-35.23	-37.06
3.1.1 Passenger	0.00	0.00	0.00	0.00	0.00	0.00
3.1.2 Freight	152,803.47	1,465,950.00	245,254.77	2,421,200.00	-37.70	-39.45
3.1.3 Other	16,072.01	154,190.00	15,496.07	152,980.00	3.72	0.79
3.2 Air transport	147,220.63	1,412,390.00	153,563.81	1,516,010.00	-4.13	-6.84
3.2.1 Passenger	90,500.05	868,230.00	93,161.77	919,710.00	-2.86	-5.60
3.2.2 Freight	21,768.46	208,840.00	28,081.93	277,230.00	-22.48	-24.67
3.2.3 Other	34,952.12	335,320.00	32,320.11	319,070.00	8.14	5.09
3.3 Road transport	1,444.07	13,854.00	3,707.29	36,599.00	-61.05	-62.15
3.3.1 Passenger	0.00	0.00	1,215.54	12,000.00	-100.00	-100.00
3.3.2 Freight	1,382.57	13,264.00	2,408.69	23,779.00	-42.60	-44.22
3.3.3 Other	61.50	590.00	83.06	820.00	-25.96	-28.05
3.4 Rail transport	744.66	7,144.00	1,297.08	12,805.00	-42.59	-44.21
3.4.1 Passenger	744.66	7,144.00	1,297.08	12,805.00	-42.59	-44.21
3.4.2 Freight	0.00	0.00	0.00	0.00	0.00	0.00
3.4.3 Other	0.00	0.00	0.00	0.00	0.00	0.00
3.5 Postal and courier services	2,489.13	23,880.00	1,573.11	15,530.00	58.23	53.77
3.6 Electricity transmission	0.00	0.00	0.00	0.00	0.00	0.00
3.7 Other supporting and auxiliary transport service	0.00	0.00	0.00	0.00	0.00	0.00
4. Travel	167,147.26	1,603,560.00	153,717.77	1,517,530.00	8.74	5.67
4.1 Business	4,770.84	45,770.00	4,041.66	39,900.00	18.04	14.71
4.1.1 Acquisition of goods and services by border, seasonal, and other short-term workers	0.00	0.00	0.00	0.00	0.00	0.00
4.1.2 Other	4,770.84	45,770.00	4,041.66	39,900.00	18.04	14.71
4.2 Personal	162,376.42	1,557,790.00	149,676.11	1,477,630.00	8.49	5.42
4.2.1 Health-related expenditure	450.30	4,320.00	317.05	3,130.00	42.03	38.02
4.2.2 Education-related expenditure	16,059.50	154,070.00	18,113.52	178,820.00	-11.34	-13.84
4.2.3 Other	145,866.62	1,399,400.00	131,245.54	1,295,680.00	11.14	8.01
4.2.3.1 Religious travel	16,114.07	154,593.48	13,440.39	132,686.00	19.89	16.51
4.2.3.2 Other	129,752.55	1,244,806.52	117,805.15	1,162,994.00	10.14	7.03
5.Construction services	12,454.01	119,480.00	450.76	4,450.00	2662.89	2584.94
5.1 Construction abroad	0.00	0.00	0.00	0.00	0.00	0.00
5.2 Construction in the compiling economy	12,454.01	119,480.00	450.76	4,450.00	2662.89	2584.94
6. Insurance and Pension services	26,544.62	254,661.00	26,641.43	263,009.00	-0.36	-3.17
6.1 Direct Insurance	5,454.90	52,332.67	9,620.67	94,977.00	-43.30	-44.90
6.1.1 Life insurance	9.66	92.67	15.90	157.00	-39.25	-40.97
6.1.2 Freight insurance	1,521.83	14,600.00	6,588.21	65,040.00	-76.90	-77.55
6.1.3 Other direct insurance	3,923.41	37,640.00	3,016.56	29,780.00	30.06	26.39
6.2 Reinsurance	20,530.77	196,965.97	16,416.02	162,061.92	25.07	21.54
6.3 Auxiliary insurance services	558.95	5,362.36	604.74	5,970.09	-7.57	-10.18
6.4 Pension and standardized guarantee services	0.00	0.00	0.00	0.00	0.00	0.00

Contd.

10.25 Import of Services by Sector (Detail) (Cumulative)

Description	Rs. in Millions					
	* July - June, 2015 - 2016		** July - June, 2014 - 2015		% Change in July - June, 2015 - 2016 over July - June, 2014 - 2015	
	Rs	\$	Rs	\$	Rs	\$
7. Financial services	20,014.18	192,010.00	23,132.67	228,370.00	-13.48	-15.92
7.1 Explicitly charged and other financial services	19,597.24	188,010.00	21,309.37	210,370.00	-8.03	-10.63
7.2 Financial intermediation service charges indirectly measured (FISIM)	416.94	4,000.00	1,823.30	18,000.00	-77.13	-77.78
8. Charges for the use of intellectual services	19,097.96	183,220.00	16,139.29	159,330.00	18.33	14.99
9. Telecommunication, Computer and information services	39,255.99	376,610.00	40,081.29	395,690.00	-2.06	-4.82
9.1 Telecommunications services	20,019.39	192,060.00	22,428.67	221,420.00	-10.74	-13.26
9.1.1 Call centres	23.37	224.22	2.12	20.97	1002.36	969.50
9.1.2 Telecommunication services	19,996.02	191,835.78	22,426.55	221,399.04	-10.84	-13.35
9.2 Computer services	17,447.93	167,390.00	16,165.62	159,590.00	7.93	4.89
9.2.1 Hardware consultancy services	61.70	591.91	58.28	575.38	5.87	2.87
9.2.2 Software consultancy services	12,774.21	122,551.84	11,427.36	112,812.97	11.79	8.63
9.2.3 Maintenance & repairs of computer	868.52	8,332.29	867.18	8,561.00	0.15	-2.67
9.2.4 Export / Import of Computer Software	2,162.37	20,745.10	1,925.92	19,013.00	12.28	9.11
9.2.5 Other Computer services	1,581.13	15,168.86	1,886.88	18,627.66	-16.20	-18.57
9.3 Information services	1,788.67	17,160.00	1,487.00	14,680.00	20.29	16.89
9.3.1 News agency services	1,127.17	10,813.73	1,056.05	10,425.56	6.73	3.72
9.3.2 Other information services	661.50	6,346.27	430.95	4,254.45	53.50	49.17
10. Other business services	156,421.16	1,500,657.00	142,950.44	1,411,233.00	9.42	6.34
10.1 Research and development services	118.83	1,140.00	127.63	1,260.00	-6.89	-9.52
10.2 Professional and management consulting services	10,545.46	101,170.00	10,843.59	107,050.00	-2.75	-5.49
10.2.1 Legal, accounting, management consulting, and public relations	6,518.86	62,540.00	7,208.12	71,160.00	-9.56	-12.11
10.2.1.1 Legal services	2,596.50	24,910.00	1,754.42	17,320.00	48.00	43.82
10.2.1.2 Accounting, auditing, bookkeeping, and tax consulting services	245.99	2,360.00	200.56	1,980.00	22.65	19.19
10.2.1.3 Business and management consulting and public relations services	3,676.37	35,270.00	5,253.14	51,860.00	-30.02	-31.99
10.2.2 Advertising, market research, and public opinion polling	4,026.60	38,630.00	3,635.47	35,890.00	10.76	7.63
10.3 Technical, trade-related and other business services	145,756.87	1,398,347.00	131,979.22	1,302,923.00	10.44	7.32
10.3.1 Architectural, engineering, scientific and other technical services	11,824.43	113,440.00	13,614.01	134,400.00	-13.15	-15.60
10.3.2 Waste treatment and de-pollution, agricultural and mining services	7,518.48	72,130.00	1,366.47	13,490.00	450.21	434.69
10.3.3 Operating leasing services	14,965.04	143,570.00	12,518.00	123,580.00	19.55	16.18
10.3.4 Trade-related services	792.30	7,601.06	467.89	4,619.07	69.33	64.56
10.3.5 Other business services n.i.e.	110,656.62	1,061,605.94	104,012.85	1,026,833.93	6.39	3.39
11. Personal, cultural, and recreational services	883.18	8,473.00	917.83	9,061.00	-3.78	-6.49
11.1 Audiovisual and related services	715.36	6,863.00	765.89	7,561.00	-6.60	-9.23
11.1.1 Audiovisual services	710.32	6,814.61	626.50	6,184.92	13.38	10.18
11.1.2 Artistic related services	5.04	48.39	139.39	1,376.08	-96.38	-96.48
11.2 Other personal, cultural, and recreational services	167.82	1,610.00	151.94	1,500.00	10.45	7.33
12. Government services, n.i.e.	48,287.95	463,260.00	62,089.61	612,960.00	-22.23	-24.42
12.1 Embassies and consulates	9,102.85	87,330.00	17,464.22	172,410.00	-47.88	-49.35
12.2 Military units and agencies	183.45	1,760.00	218.80	2,160.00	-16.16	-18.52
12.3 Other	39,001.65	374,170.00	44,406.59	438,390.00	-12.17	-14.65

* Provisional ** Revised

Note: 1. The data are presented as per 6(EBOPS0.002010) classification aligned with MSITS0.00 2010 classification

REGIONAL AND FIELD OFFICES OF PAKISTAN BUREAU OF STATISTICS

PUNJAB

Chief Statistical Officer,
Regional Office,
Pakistan Bureau of Statistics,
Plot No.7,
Gul Plaza, (1st & 2nd Floor),
I.J. Principal Road,
Near Pindora Chungi,
Rawalpindi
Phone: 051- 4411528
Fax 051 - 4410474

Statistical Officer (I/C),
Regional Office,
Pakistan Bureau of Statistics,
USAID Building,
Gurumangat Road,
Gulberg-III,
Lahore.
Phone & Fax:042-99263266
Email:lhrfbs@lhr.comsats.net.pk

Statistical Officer (I/C),
Regional Office,
Pakistan Bureau of Statistics,
House # 20, Block-T,
New Multan Colony, Rahim Chowk,
Masoom Shah Road,
Multan.
Phone & Fax:061-9220177
E-mail:muxfbs@brain.net.pk

Chief Statistical Officer,
Regional Office,
Pakistan Bureau of Statistics,
51-B, Satellite Town,
Gujranwala.
Phone & Fax: 055-9200418

Chief Statistical Officer,
Regional Office,
Pakistan Bureau of Statistics,
House # 04, Rehman Town,
Satyana Road,
Faisalabad.
Phone & Fax: 041-9220049
E-mail:fsdfbs@fsd.comsats.net.pk

Chief Statistical Officer,
Regional Office,
Pakistan Bureau of Statistics,
House # 100/27-C,
Satellite Town,
Sargodha
Phone:048-9230411

Chief Statistical Officer,
Regional Office,
Pakistan Bureau of Statistics,
9-A (Ground Floor), Block-X
Rafi Qamar Road, Satellite Town,
Bahawalpur.
Phone & Fax: 062-9250026

Statistical Officer(I/C),
Field Office,
Pakistan Bureau of Statistics,
Hasan Pura, Opp. Passport
Office, Kashmir Road,
Sialkot.
Phone & Fax: 052-3573581
E-mail:sktfbs@skt.comsats.net.pk

Statistical Officer(I/C),
Field Office,
Pakistan Bureau of Statistics,
House # 19/24, Street # 3,
Shadab Colony, Railway Line,
Jhang Saddar.
Phone & Fax: 047-9200194

Statistical Officer(I/C),
Field Office.
Pakistan Bureau of Statistics,
House at Kasra #51/11/1/3/2
Ground Floor, Chak # 9/W.B.
Behind Cooperative Workshop,
Burawala Road,
Vehari.
Phone & Fax: 067-3364219

Statistical Officer (I/C),
Field Office,
Pakistan Bureau of Statistics,
House # E-83-D, Mohallah
Ahmed Gul Khan Wala,
Street Karnal Aslam Khan,
Near Obaid Noor Hospital
Mianwali.
Phone: 0459-231626

Statistical Officer (I/C),
Field Office,
Pakistan Bureau of Statistics
House # H 224-C, Ground Floor
Street # 4, Khyaban-e-Sarwar,
Dera Ghazi Khan.
Phone: 064-2401850

Statistical Officer(I/C),
Field Office,
Pakistan Bureau of Statistics,
House # 4, Shafi Town,
Near Grid Station,
Main Shahbazpur Road,
Rahim Yar Khan.
Phone & Fax: 068-5871754

Statistical Officer (I/C),
Field Office,
Pakistan Bureau of Statistics,
House # 43 B-7, Gulistan Colony,
Near Govt. Girls College
Sahiwal.
Phone: 040-9200242

Statistical Officer(I/C),
Field Office,
Pakistan Bureau of Statistics,
165-A, Qasim Road,
Bahawalnagar.
Phone & Fax: 063-9240049

SINDH:

Chief Statistical Officer,
Regional Office,
Pakistan Bureau of Statistics,
1-B, S.M.C.H. Society
Karachi.
Phone & Fax: 021- 34557933
Email:khifbs@khi.comsats.net.pk

Chief Statistical Officer,
Regional Office,
Pakistan Bureau of Statistics,
Bungalow # A-46,
G.O.R. Colony,
Unit # 1, Latifabad,
Hyderabad.
Fax & Phone: 022-9200641

Chief Statistical Officer,
Regional Office,
Pakistan Bureau of Statistics,
Bungalow # 10-A,
Professor Housing Society,
Shikarpur Road,
Sukkur.
Phone & Fax: 071-5807132

Chief Statistical Officer,
Regional Office,
Pakistan Bureau of Statistics,
Building # 45/17, Ward "C",
Near Shah Latif Market,
Lohari Mohallah,
Larkana.
(Phone: 074-9410010)
Fax:074-4054438

Statistical Officer(I/C),
Field Office,
Pakistan Bureau of Statistics,
House # 180,
Um-e-Hain, Near satari
Cotton Factory, Ring Road
Mirpur Khas.
Phone & Fax: -0233-923096

Statistical Officer(I/C),
Field Office,
Pakistan Bureau of Statistics,
House # 68, Mubariak Colony,
Jam sahib Road,
Nawabshah(Shaheed Benazerabad).
Phone & Fax: 0244-9370311

Statistical Officer(I/C),
Field Office,
Pakistan Bureau of Statistics,
House # 199 Marakhpur,
Opp. DHO Office,
Sehwan Road, Dadu Town,
Dadu.
Phone & Fax: 025-9200345

Statistical Officer(I/C),
Field Office,
Pakistan Bureau of Statistics,
House # 2929-I, 1st Family Line,
Shah Abdul Latif Road,
Near Rifal Naka,
Jacobabad.
Phone : 0722-653403

KHYBER PAKHTOON KHWA

Chief Statistical Officer,
Regional Office,
Pakistan Bureau of Statistics,
State Life Insurance Building,
2nd Floor, 34-The Mall,
Peshawar Cantt.
Phone: 091-9213097
Fax – 091-9213098
E-mail:pshfbs@pes.comsats.net.pk

Chief Statistical Officer,
Regional Office,
Pakistan Bureau of Statistics,
Building #558-D,
Mohallah Ghazni Khel,
Bannu.
Phone & Fax: 0928-9270191

Statistical Officer (I/C),
Regional Office,
Pakistan Bureau of Statistics,
Shams-ur-Rehman Building,
Near Nadra Office, Rahimabad,
G.T. Road,
Mingora/Swat.
Phone: 0946-9240283

Chief Statistical Officer,
Regional Office,
Pakistan Bureau of Statistics,
Bungalow # 896, Mansehra Road,
Post office Jhangi,
Abbottabad.
Phone & Fax: 0992-9310231

Chief Statistical Officer,
Regional Office,
Pakistan Bureau of Statistics,
House # A-3,
Shah Jhan Shaheed Town,
Near Coach Adda of Bannu
Dera Ismail Khan.
Phone:0966-9280279

BALUCHISTAN:

Chief Statistical Officer,
Regional Office,
Pakistan Bureau of Statistics,
Chandio House No.2,
Arbab Karam Khan Road,
Near Elementary College,
Quetta.
Phone: 081-9239804
Fax:081-2471126

Statistical Officer(I/C),
Field Office,
Pakistan Bureau of Statistics,
Dak Khana Road, Near Civil Hospital,
Singani Sar,
Turbat.
Phone: 0852-412267
Fax:0852-413383

Statistical Officer (I/C),
Field Office,
Pakistan Bureau of Statistics,
Haroon Market,
Opp:Girls High School,
Hospital Road,
Khuzdar.
Phone & Fax: 0848-412760

Statistical Officer (I/C),
Field Office,
Pakistan Bureau of Statistics,
Building # 2-II/E,
Hazara Mohallah,
Loralai.
Phone & Fax: 0824-660560

NORTHERN AREAS:

Statistical Officer (I/C),
Field Office,
Pakistan Bureau of Statistics,
Haidar Pura, Near Agha Khan Health
Centre, Chinar Bagh,
Gilgit.
Phone & Fax: 05811-920972

AZAD KASHMIR:

Chief Statistical officer,
Regional Office,
Pakistan Bureau of Statistics,
Flat # 304, Al-Saif Plaza,
Upper Gojra Bypass.
Muzaffarabad.
Phone & Fax: 05822-923169

SYMBOLS, ABBREVIATIONS AND CONVERSION

		LTR.	Litre	One Metric Ton	2004	Lbs.
E	Estimated	LUNGI	A kind of cloth		1000	Kgs
P/*	Provisional, Preliminary	MALTA &		One Ton	1.0160	M.Tons
R/r	Revised	MOSAMBI	A variety of Orange	(2240 Lbs.)	27.22	Maunds
-	Nil	MED.	Medium		1016.04	Kgs.
..	Negligible	MG.	Milligram	One Pound	0.4536	M. Tons
...	Not available	MMCFT.	Million cubic feet		16	Hundred weight
%	Percentage	MN.	Million	One Ounce	0.4861	Oz.
Admn	Administration	M/o.	Ministry of		28.35	Seer
ALOOCHA	A kind of fruit	MTR.	Meter	One Kilogram	2.2046	Gms.
ARVI	A type of root vegetable	MT.	Metric Ton		0.0197	Lbs.
AV.	Average	ML.	Milliliter		0.0268	Hundred weight
BABUL	A kind of fire wood	NES.	Not else where specified	One Hundred weight	1.0717	Maund
BBLS.	Barrels	NO.	Number	(112 Lbs.)	50.8932	Seers
BIRYANI	A dish of rice prepared	NR.	Not reported	One Gram	1.3610	Kgs.
BOT.	Bottle	N.S.	Not specified	One Tonne	0.0857	Maunds
CAP.	Capsule	PKT.	Packet		0.9842	Tola
CFT.	Cubic feet	PC.	Piece	One Bale (Cotton)	1.1023	Long Ton
CH.	Charge	QLTY.	Quality	(375 Lbs.)	170.0971	Short Ton
CHAPATI	A kind of bread	QTY.	Quantity		4.5571	Kilograms
CIG.	Cigarette	RASGULLA	A form of sweetmeat			Maunds
Comm.	Communication	R.P.M.	Revolution per minute	One Imperial (Gallon)	4.5435	Ltrs.
CRT.	Carton / Crate	RS.	Rupees	One Litre	0.2199	Imperial Gallon
CUM./CM.	Cubic meter	SAMOSAS	A form of patty			
DESI.	Indigenous	SHAL.	Shalwar			
Distt.	Distribution	SHEESHAM	A variety of sup. Qty. Wood.			
DOZ	Dozen	Sq.	Square	One Mile	1.6093	Kms.
ENG.	English	SQM.	Square meter		1760	Yards
EX.	Exercise	SUP.	Superior	One Yard	0.9144	Meter
GLS.	Glass	STND.	Standard	One Foot	0.3048	Meter
GM.	Gram	SQFT.	Square feet	One Kilometer	0.6214	mile
H.OP.	Hand operated	SYN.	Synthetic	One Meter	1.0936	Yards
HP.	Horse power	THNO.	Thousand number	One Square Mile	2.5899	Sq. Kilometer
INJ.	Injection	TAB.	Table		640	Acres
KHADDI	Hand-loom	TANDOORI	Oven-Baked	One Acre	258.9984	Hectares
KIKAR	A kind of fire wood	TKT.	Ticket		.4074	Hectare
KG.	Kilogram	TL.	Tube light		4840	Sq. Yards.
KM.	Kilometer	TOTA.	Broken rice	One Square Kilometer	0.3861	Sq. Mile
KORMA	A variety of meat curry	UNI.	Uniform		100	Hectares
KWH.	Kilowatt / hour	URD.	Urdu	One Hectare	2.4711	Acres
LB.	Pound	VEG.	Vegetable	One Square Yards	0.8361	Sq. meter.
		W.	Watt	One Cubic Meter	35.3147	Cubic feet

LIQUID

One Imperial (Gallon)	4.5435	Ltrs.
One Litre	0.2199	Imperial Gallon

LENGTH

One Mile	1.6093	Kms.
	1760	Yards
One Yard	0.9144	Meter
One Foot	0.3048	Meter
One Kilometer	0.6214	mile
One Meter	1.0936	Yards
One Square Mile	2.5899	Sq. Kilometer
	640	Acres
	258.9984	Hectares
One Acre	.4074	Hectare
	4840	Sq. Yards.
One Square Kilometer	0.3861	Sq. Mile
	100	Hectares
One Hectare	2.4711	Acres
One Square Yards	0.8361	Sq. meter.
One Cubic Meter	35.3147	Cubic feet

SELECTED PUBLICATIONS OF PAKISTAN BUREAU OF STATISTICS

01. Monthly Bulletin of Statistics
 02. Review of Foreign Trade
 03. Pakistan Statistical Pocket Book
 04. Pakistan Statistical Yearbook
 05. Foreign Trade Statistics of Pakistan Imports (two volumes)
 06. Foreign Trade Statistics of Pakistan Exports (one volume)
 07. Labour Force Survey
 08. Brochure of National Accounts
 09. Pakistan Demographic Survey
 10. Census of Manufacturing Industries
 11. Survey of Small Household Manufacturing Industries
 12. Rent Survey of Dwellings
 13. Socio Economic Indicators at District Level
(Punjab, Sindh, Khyber Pakhtoon Khwa & Balochistan)
 14. Census of Private Educational Institutions in Pakistan
 15. Census of Software Industry and related services of Pakistan
 16. Supply & Use Table of Pakistan
 17. Mechanized Road Transport Survey
 18. Survey of Private Recreational, Cultural & Entertainment Services
 19. Survey of Private Laundry, Dry Cleaning & Dyeing Services
 20. Survey of Private Medical, Dental & Other Health Services
 21. Survey of Private Educational Services
 22. Pakistan, 2000 – An Official Hand Book on Statistics
 23. 50 Years of Pakistan in Statistics (Four Volumes)
 24. Pakistan Social & Living Standard Measurement Survey National/Provincial
 25. Household Integrated Economic Survey (HIES) National/Provincial
-

**SALE CENTERS WHERE PAKISTAN BUREAU OF STATISTICS
PUBLICATIONS ARE AVAILABLE**

ISLAMABAD

6 – Mauve Area, G-8/4.
Taleemi Chowk
Phone # 051 - 926 11 25
051 - 226 13 72

RAWALPINDI

NBF Book Shop
178-B, Sarwar Road,
Rawalpindi Cantt.
Phone # 051 – 927 25 30

WAH CANTT

NBF Book Shop
Central Library Premises
Phone # 051- 931 40 04

LAHORE

NBF Book Shop
56/57 Shadman Colony,
Shadman Market,
Phone # 042 – 755 01 61 &
753 03 29
Fax # 042 – 758 77 35

FAISALABAD

NBF Book Shop
Shop No.10,
Hashmi Hall Shopping Centre,
University of Agriculture,
Phone # 041 – 264 81 79

MULTAN

NBF Book Shop
Plot # 4-5-6, M.D.A. Road,
Near Multan Art Council
Phone # 061 – 920 12 81

BAHAWALPUR

NBF Book Shop
Quaid-e-Azam Medical College,
Near Library.
Cell # 0301 – 724 76 13

PESHAWAR

NBF Book Shop
Phase-V, Sector B-2,
Plot No.36-37,
Hayatabad.
Phone # 091 – 589 27 44
921 72 73
Fax # 091 921 72 73

NBF Book Shop

48/D, F-6, Jamrud Road,
University Town,
Phone # 091 – 921 69 03
Fax # 091 – 921 69 04

BANNU

Old Municipal Library Premises,
Near to Qazi Muhib Stadium,
Cell # 0346 – 915 50 18

KOHAT

3rd Block, 1st Floor,
Distt. Govt. Complex

D.I. KHAN

NBF Book Shop
C/o. Executive Distt. Officer,
Literacy, Sports and Education,
Phone # 0961 – 928 01 29

ABBOTABAD

Public Library
1st Floor, Jalal Baba Auditorium,
Phone # 0992 – 931 02 91

KARACHI

National Book Foundation
(Regional Office)
Liaquat Memorial Library Premises,
Ground Floor, Stadium Road,
Phone # 021– 923 18 06 & 923 10 88
Fax # 923 10 89

HYDERABAD

NBF Book Shop
GOR Colony,
C-22, Latifabad No.1,
Phone # 022 – 931 08 92

JAMSHORO

Shop No.14, Liaquat University of
Medical & Health Science

NAWABSHAH

M.H. Khawaja DC High School,
Opp. NMC Hospital Road
Cell # 0301 – 389 58 46

SUKKUR

Public Library
Old Sukkur,
Phone # 071 – 562 51 03

LARKANA

NBF Book Shop
Chandka Medical College
Main Gate
Phone # 0741-941 02 29

JACOBABAD

Red Crescent Building,
Near T.B. Hospital
Phone # 0722 – 65 08 17

QUETTA

NBF Book Shop
3-7/5, Faiz Muhammad Road,
Phone # 081 - 920 15 70
Fax # 081 - 920 18 69

**PUBLISHED ON BEHALF OF NATIONAL BOOK FOUNDATION
PRINTED AT REPRODUCTION & PRINTING UNIT, PBS, KARACHI**