



MONTHLY BULLETIN OF STATISTICS 2016

November

*Government of Pakistan
Statistics Division
Pakistan Bureau of Statistics*



PBS-22(11/2016) Vol. 64
100



MONTHLY BULLETIN OF STATISTICS 2016

November

*Government of Pakistan
Statistics Division
Pakistan Bureau of Statistics*

Price Rs. 600.00

P R E F A C E

The Bulletin of Statistics, Monthly Publication of the Pakistan Bureau of Statistics provide important statistics in respect of social, economic and financial sectors of the economy at aggregate as well as sectoral levels. The Bulletin contains data relating to Population, National Accounts, Agriculture, Manufacturing, Prices, Balance of Payments, Public Finance, Education, Energy & Mining, Foreign Economic Assistance, Foreign Trade, Health, Insurance, Labour, Transport & Communication, Social & Culture ect. It also provides different types of indices on agriculture, manufacturing, prices, trade and labour productivity. Charts and graphs have also been provided to selected tables to make the data readily intelligible.

2. The Bulletin contains data on monthly and in some instances on annual basis. The annual data series are on fiscal year basis i.e. from July to June unless otherwise specified. Monthly data series of trade and industry are published with a time lag of 45 days required for data collection, compilation, cleaning, processing, tabulating and printing. Figures may not add up to the totals owing to rounding. Statistics that are compiled in the Pakistan Bureau of Statistics are presented without citation whereas those compiled by other agencies carry a source note below the tables.

3. Efforts have been made to produce this Bulletin as a comprehensive, informative and useful document for decision makers, researchers, planners, economists and other groups of beneficiaries. It is hoped that the users will find this Bulletin useful.

4. Suggestions for further improvement will be highly appreciated and welcomed.

ASIF BAJWA
Chief Statistician

Dr. Shujat Ali

Secretary

Government of Pakistan
Ministry of Finance, Economic Affairs, Revenue,
Statistics & Privatization,
Statistics Division

Statistics House
21-Mauve Area,
G-9/1, Islamabad.

Tel : 051-9106500
Fax: 051-9106502
E-mail: secretary@pbs.gov.pk

Asif Bajwa

Chief Statistician
Government of Pakistan
Pakistan Bureau of Statistics

Statistics House
21-Mauve Area,
G-9/1, Islamabad.

Tel : 051-9106514 - 051-9106515
Fax: 051-9106561
E-mail: pbs@pbs.gov.pk

**PAKISTAN BUREAU OF STATISTICS
STATISTICS HOUSE, 21-MAUVE AREA
G-9/1 - ISLAMABAD
Website: www.pbs.gov.pk**

		<u>Office</u>	<u>Residence</u>
Dr. Bahrawar Jan	Deputy Director General	051-9106550 Fax:051-9106577	051-9101294
Mr. Ayazuddin	Deputy Director General	051-9106552	051-9242232
Mr. Ismail Khan	Deputy Director General	051-9106555 Fax:051-9106556	051-9101162
Mr. Ghulam Muhammad	Director	051-9106559	0300-9562558
Mr. Fazil Mehmood Baig	Director	051-9106575	0333-5159850
Mr. Shaukat Ali Khan	Director	051-9106557	--
Mr. Attiq-ur-Rehman	Director	051-9106553 Fax:051-9106546	0346-9579700
Mr. Munwar Ali Ghanghro	Director	051-9106554	0333-7145366
Mrs. Rabia Awan	Director	051-9106581	051-4444696
Mrs. Rizwana Siddique	Director	051-9106545	0333-5221042

TRAINING WING

Mr. Innocent Dilbar Feroz	Director	051-9205390 Fax:051-9205390	--
---------------------------	----------	--------------------------------	----

**PAKISTAN BUREAU OF STATISTICS
1-B, SINDHI MUSLIM COOPERATIVE HOUSING SOCIETY
KARACHI – 74400
E-mail: khifbs@khi.comsats.net.pk**

Mr. Abdul Aleem Memon	Provincial Census Commissioner	Ph: 021-99225201 Fax:021-99225202	0300-2742061
Mr. Farooq Ahmed	Joint Census Commissioner	Ph:021-99225203 Fax:021-99225223	--
Mr. Muhammad Ali Shaikh	Director	021-99225205	--
Mr. Shaukat Zaman	Director	021-99225209 Fax:021-99225202	0300-5052450
Mr. Abrar Hussain	Director	021-99225217	--

**PAKISTAN BUREAU OF STATISTICS
USAID BUILDING GURU MANGAT ROAD
GULBERG-III, LAHORE
E-mail: lhrfbs@lhr.comsats.net.pk**

Mr. Rana Iqbal	Director	042-99263267 Fax:042-99263267	--
----------------	----------	----------------------------------	----

(Regional Office) LAHORE

Mr. Muhammad Shahid	Chief Statistical Officer	042-99263266 Fax:042-99263266	0345-4169987
---------------------	---------------------------	----------------------------------	--------------

(Regional Office) KARACHI

Mr. Inayatullah Baloch	Chief Statistical Officer	021-99225214 Fax:021-99225214	--
------------------------	---------------------------	----------------------------------	----

(Regional Office) PESHAWAR

Mr. Hasan Khan	Chief Statistical Officer	091-9213097 Fax:091-9213098	0333-9117508
----------------	---------------------------	--------------------------------	--------------

(Regional Office) QUETTA

Mr. Ghulam Rasool	Chief Statistical Officer	081-9239804 Fax:081-9239804	--
-------------------	---------------------------	--------------------------------	----

**(Presentation, Reproduction & Printing) KARACHI
pbskarachipp@gmail.co**

Mr. Shakeel Qadeer	Chief System Analyst	021-99225220	021-35836029
Mr. Naushad Ahmed Malik	Statistical Officer	021-99225215	--

CONTENTS

**	KEY INDICATORS	III
1.	BALANCE OF PAYMENT	
1.1	Country wise Workers Remittances	01
1.2	Month wise Workers Remittances	04
1.3	Exchange Rates Pak. Rupees in Terms of one Unit of Foreign Currency	05
2.	CLIMATE	
2.1	Temperature at Selected Stations	07
2.2	Rainfall at Selected Stations	09
3.	ENERGY & MINING	
3.1	Production of Crude Oil	11
3.2	Production of Natural Gas	14
3.3	Company Wise Production of Crude Oil and Natural Gas	18
3.4	Province Wise Production of Crude Oil and Natural Gas	18
3.5	Production of Crude Oil, Natural Gas and Electricity	19
3.6	Mineral Production	20
4.	HEALTH	
4.1(a)	Monthly Immunization Coverage Number of Doses Administered (0-11 month) Children	23
4.1(b)	Monthly Immunization Coverage Number of Doses Administered (12-23 months) Children	25
4.1(c)	Monthly Immunization Coverage Number of T.T Doses Administered to Women	26
4.2	Monthly Report of HIV Treatment Centre	27
4.3(a)	Registered Veterinary Medical Practitioner with PVMC	28
4.3(b)	Registered Animal Husbandry Graduate with PVMC	29
4.4	Tuberculosis Report (FTI)	30
5.	MANUFACTURING	
5.1	Quantum Index Numbers of Large-scale Manufacturing Industries	31
5.2	Production of Manufacturing Items	33
6.	MONEY & CREDIT	
6.1	Reserve Money	47
7.	PRICE	
7.1	Price Indices (General) with Percentage Change	51
7.2	Combined Sensitive Price Indicator (SPI) by Quantile	52
7.3	Combined Consumer Price Index Numbers by Commodity Groups	53
7.4	Consumer Price Index Numbers by Major Groups and Selected Commodities	54
7.5	Combined Consumer Price Index Numbers by Quantile and Major Commodity Groups	56
7.6	Combined Consumer Price Index Numbers by Quantile, Major Commodity Group for Selected Cities	57
7.7	Combined Consumer Price Index Numbers by Income Group/City and Commodity Group for all Centres Covered in CPI	60
7.8	Index Numbers of Wholesale Prices by Commodity Groups	61
7.9	Index Numbers of Wholesale Prices by Commodities	62
7.10	Intercity Wholesale Prices of Selected Commodities	72
7.11	Intercity Consumer Prices	115

8.	PUBLIC FINANCE	
8.1	Customs Revenue Receipts	171
9.	SOCIAL	
9.1	Data on Traffic Accidents	175
9.2	Data on Telecommunication	178
9.3	Visitors at Archaeological Museums in Pakistan	179
9.4	Visitors at Heritage Sites in Pakistan	180
10.	TRADE	
10.1	Value of Foreign Trade	181
10.2	Exports by Commodity/Group	182
10.3	Imports by Commodity/Group	184
10.4	Exports of Selected Commodities in Dollars	185
10.5	Exports of Selected Commodities in Rupees	187
10.6	Imports of Selected Commodities in Dollars	189
10.7	Imports of Selected Commodities in Rupees	191
10.8	Exports by Economic Categories (Summary)	193
10.9	Exports by Economic Categories (Details)	194
10.10	Imports by Economic Categories (Summary)	195
10.11	Imports by Economic Categories (Details)	196
10.12	Exports by Areas and Countries/Territories	266
10.13	Re-exports by Areas and Countries/Territories	270
10.14	Imports by Areas and Countries/Territories	272
10.15	Re-imports by Areas and Countries/Territories	276
10.16	Annual and Quarterly Terms of Trade and Unit Value Indices of Exports and Imports (1990-91=100)	278
10.17	Index Numbers of Unit Value of Exports by Groups (1990-91=100)	279
10.18	Index numbers of unit value of imports by groups (1990-91=100)	280
10.19	Index Numbers of Quantum of Exports by Groups (1990-91=100)	281
10.20	Index Numbers of Quantum of Imports by Groups (1990-91=100)	282
10.21	Trade in Services (Summary)	283
10.22	Export of Services by Sector (Detail) Monthly	284
10.23	Import of Services by Sector (Detailed) Monthly	286

Regional and Field Offices of Pakistan Bureau of Statistics

Symbols, Abbreviations and Conversions

Selected Publications of Pakistan Bureau of Statistics

Sale Centres where PBS Publications are available

KEY INDICATORS

YEARLY

ECONOMIC INDICATORS

(2015- 2016)

1	Inflation	2.86%
2	Balance of Trade	(-) \$ 23.899 billion
3	Value of Exports	\$ 20.786 billion
4	Value of Imports	\$ 44.685 billion
5	Total Workers Remittances	\$ 19914.60(P) million
6	Reserve Money	Rs.3973537(P) million
7	Currency in Circulation	Rs.3333684(P) million
8	Consumer Price Index (CPI with Base 2007-2008)	203.82
9	Agricultural Sector Growth	-0.19%
10	Industrial Sector Growth	6.80%
11	Services Sector Growth	5.71%
12	GDP Growth Rate at Constant Basic Prices (Real)	4.71%
13	GNI Growth Rate at Constant Prices	6.66%
14	Per Capita Income	\$ 1561
15	Large Scale Manufacturing Sector (LSMI) Growth	3.21%
16	Quantum Index Number (LSMI with Base 2005-2006)	132.00
17	Imports Duty	Rs.377416.18 million
18	Exports Duty	Rs.580.79 million
19	Foreign Exchange Reserves	\$ 19433 million
20	* Overall Balance of Payment Surplus/Deficit	\$ -2525 million

SOCIAL INDICATORS

1	** Population (2016)	195.40 million
	Male	100.96 million
	Female	94.44 million
2	Natural Growth Rate (PDS- 2007)	1.88%
3	** Population Growth Rate (2016)	1.89%
4	Dependency Ratio (PDS-2007)	81.5
5	*** Mean Size of Household (2012-13)	6.3

* BOP as per BPM6 in million USD.

** Economic Survey

*** PSLM Survey

IV

MONTHLY

ECONOMIC INDICATORS

September, 2016

1	Value of Exports	\$ 1538.051 million
2	Value of Imports	\$ 3831.513 million
3	Balance of Trade	(-)\$ 2293.462 million

October, 2016

1	Growth in Quantum Index Manufacturing (LSMI)	2.35%
2	Quantum Index of Manufacturing (LSMI with Base 2005-2006)	127.16
3	Consumer Price Index (CPI with Base 2007-08)	211.57
4	Wholesale Price Index (WPI with Base 2007-08)	214.53
5	Sensitive Price Indicator (SPI with Base 2007-08)	211.71
6	Growth Rate	
	A. CPI	0.81%
	B. WPI	-0.04%
	C. SPI	0.67%
7	Exports Duty	Rs.28.41 million
8	Imports Duty	Rs.31234.42 million
9	Reserve Money	Rs.4201060 million
10	Currency in Circulation	Rs.3407431 million
11	Exchange Rate of Pak Rupees in terms of one unit US Dollar	1 \$ =Rs.104.5984
12	Total Workers Remittances (including Hajj & War Compensation)	\$1559.75 million

Source: i) Pakistan Bureau of Statistics.
ii) State Bank of Pakistan.
iii) Economic Survey of Pakistan.

1. BALANCE OF PAYMENT

1.1 Country Wise Workers Remittances (Including Hajj and War Compensation)

(Provisional)
(Million US Dollars)

Item	Oct, 2015	Nov, 2015	Dec, 2015	Jan, 2016
I. Cash	1539.96	1591.75	1637.06	1462.87
1 USA	188.26	231.28	212.10	179.56
2 UK	197.56	188.88	193.72	172.53
3 Saudi Arabia	464.53	487.28	503.20	462.18
4 UAE	367.37	349.83	341.55	313.32
Dubai	256.13	228.06	219.86	204.03
Abu Dhabi	105.49	116.25	116.20	105.17
Sharjah	5.63	5.40	5.26	3.95
Other	0.12	0.12	0.23	0.17
5 Other GCC Countries	178.09	189.43	213.29	190.38
Bahrain	35.91	37.27	41.07	31.91
Kawait	57.07	61.18	70.27	60.65
Qatar	27.90	27.86	33.68	30.58
Oman	57.21	63.12	68.27	67.24
6 EU Countries	31.56	29.42	37.14	28.64
Germany	6.84	6.51	8.24	6.39
France	2.71	2.11	3.03	2.25
Netherland	0.38	0.39	0.48	0.35
Spain	4.13	3.44	4.36	3.79
Italy	3.57	2.26	3.63	2.76
Greece	0.62	0.52	0.84	0.59
Sweden	0.99	0.98	1.67	1.18
Denmark	0.93	0.96	0.75	0.81
Ireland	10.72	11.88	13.53	9.98
Belgium	0.67	0.37	0.61	0.54
7 Norway	2.19	2.39	3.55	2.62
8 Switzerland	2.33	1.42	2.32	1.60
9 Australia	14.47	15.73	17.63	13.10
10 Canada	12.64	13.11	15.20	11.52
11 Japan	0.86	0.72	1.24	0.81
12 Other Countries	80.10	82.26	96.12	86.61
II. Encashment and Profit in Pak. Rs. Of Foreign Exchange Bearer Certificates(FEBCs) and Foreign Currency Bearer Certificate(FCBCs)	0.00	0.00	0.00	0.00
TOTAL (I + II)	1539.96	1591.75	1637.06	1462.87

1462.87
Contd.

**1.1 Country Wise Workers Remittances
(Including Hajj and War Compensation)**

(Provisional)
(Million US Dollars)

Item	Feb, 2016	Mar, 2016	Apr, 2016	May, 2016
I. Cash	1516.39	1468.76	1656.85	1799.39
1 USA	212.19	183.92	189.84	202.10
2 UK	174.66	157.28	221.88	240.58
3 Saudi Arabia	471.94	506.05	488.78	547.77
4 UAE	317.12	320.30	345.99	380.74
Dubai	203.62	245.91	217.23	238.72
Abu Dhabi	109.89	67.89	121.27	136.36
Sharjah	3.49	6.37	7.17	5.20
Other	0.12	0.13	0.32	0.46
5 Other GCC Countries	191.75	153.75	199.53	216.71
Bahrain	31.09	27.06	35.28	37.68
Kawait	61.49	55.31	62.85	73.55
Qatar	32.15	31.12	31.39	34.87
Oman	67.02	40.26	70.01	70.61
6 EU Countries	28.48	26.54	39.85	41.64
Germany	6.14	9.11	8.89	9.86
France	1.68	3.44	3.94	3.82
Netherland	0.37	0.48	0.42	0.45
Spain	3.42	4.56	4.67	4.95
Italy	2.03	4.11	3.94	4.15
Greece	0.78	1.03	1.25	1.60
Sweden	0.82	1.52	1.44	1.47
Denmark	0.53	0.88	1.02	0.88
Ireland	12.36	0.72	13.57	13.78
Belgium	0.35	0.69	0.71	0.69
7 Norway	1.76	3.00	3.27	3.26
8 Switzerland	1.73	2.31	2.62	2.52
9 Australia	14.62	12.16	18.30	15.21
10 Canada	10.35	13.29	16.71	16.17
11 Japan	0.56	1.09	2.08	1.32
12 Other Countries	91.23	89.07	128.00	131.37
II. Encashment and Profit in Pak. Rs. Of Foreign Exchange Bearer Certificates(FEBCs) and Foreign Currency Bearer Certificate(FCBCs)	0.00	0.00	0.00	0.00
TOTAL (I + II)	1516.39	1468.76	1656.85	1799.39

Contd.

1.1 Country Wise Workers Remittances (Including Hajj and War Compensation)

(Provisional)
(Million US Dollars)

Item	Jun, 2016	Jul, 2016	Aug, 2016	Sep, 2016	Oct, 2016
I. Cash	2072.97	1328.18	1760.84	1609.29	1559.75
1 USA	274.01	169.68	223.70	210.82	183.19
2 UK	309.27	143.61	192.64	210.18	173.38
3 Saudi Arabia	582.84	378.69	507.26	437.87	470.17
4 UAE	434.90	293.72	401.18	361.89	358.38
Dubai	270.77	196.64	244.52	220.79	218.85
Abu Dhabi	158.19	93.24	151.34	137.20	134.95
Sharjah	5.25	2.91	4.84	3.52	3.98
Other	0.69	0.93	0.48	0.38	0.60
5 Other GCC Countries	232.27	169.61	222.57	182.16	183.13
Bahrain	38.66	27.00	36.16	30.74	30.76
Kawait	78.46	59.00	75.30	62.19	62.68
Qatar	36.34	26.00	38.75	24.58	29.38
Oman	78.81	57.00	72.36	64.65	60.31
6 EU Countries	50.31	35.74	43.50	43.60	35.35
Germany	10.03	7.16	8.66	8.36	6.85
France	4.79	3.98	4.32	4.48	3.82
Netherland	0.62	0.40	0.42	0.50	0.40
Spain	5.64	4.00	3.95	3.97	3.29
Italy	5.34	5.08	5.85	5.36	4.39
Greece	2.02	1.76	1.88	2.15	1.86
Sweden	1.76	1.30	1.64	1.68	1.21
Denmark	1.22	1.05	1.12	1.28	0.83
Ireland	18.05	10.36	14.94	15.01	11.99
Belgium	0.84	0.65	0.72	0.81	0.71
7 Norway	5.11	3.20	3.82	3.87	3.41
8 Switzerland	3.48	1.58	2.20	2.40	1.69
9 Australia	20.05	13.62	18.82	17.88	14.66
10 Canada	22.95	13.09	16.72	15.88	11.97
11 Japan	1.61	1.02	1.64	1.13	1.22
12 Other Countries	136.17	104.62	126.79	121.61	123.20
II. Encashment and Profit in Pak. Rs. of Foreign Exchange Bearer Certificates(FEBCs) and Foreign Currency Bearer Certificate(FCBCs)	0.00	0.00	0.00	0.00	0.00
TOTAL (I + II)	2072.97	1328.18	1760.84	1609.29	1559.75

Note: Item has been revised / extended by the State Bank of Pakistan.

Source: State Bank of Pakistan.

1.2 Month Wise Workers Remittances

(Million US \$)

Monthly Cash Inflow (Including Foreign Exchange Bearer Certificates & Foreign Currency Bearer Certificates)	2015-2016	2014-2015	YOY growth (percent)	
			2015-16	2014-15
Jul.	1,663.61	1,675.77	-0.73	19.30
Aug.	1,527.06	1,350.86	13.04	8.93
Sep.	1,775.87	1,748.49	1.57	36.15
Oct.	1,540.39	1,409.22	9.31	4.54
Nov.	1,566.04	1,343.76	16.54	18.87
Dec.	1,614.14	1,634.06	-1.22	17.99
Jan.	1,465.57	1,403.74	4.40	12.66
Feb.	1,521.54	1,420.54	7.11	17.42
Mar.	1,711.17	1,608.51	6.38	20.23
Apr.	1,656.85	1,640.05	1.02	25.02
May.	1,799.39	1,663.30	8.18	15.47
Jun.	2,072.97	1,821.68	13.79	21.50
Jul.	19,914.60	18,719.98	6.38	18.20
Jul.- Jun.	19,914.60	18,719.98	6.38	18.20
Monthly average for period Jul.-jun.	1,659.55	1,560.00	6.38	18.20

Monthly Cash Inflow (Including Foreign Exchange Bearer Certificates & Foreign Currency Bearer Certificates)	2016-17	2015-2016	YOY growth (percent)	
			2016-17	2015-16
July.	1328.18	1663.61	-20.16	-0.73
Aug.	1760.84	1527.19	15.30	13.05
Sep.	1609.29	1775.15	-9.34	1.52
Oct.	1,559.75	1,541.21	1.20	9.37
Jul.- Oct.	6,258.06	6,507.16	-3.83	5.22
Monthly average for period Jul.-Oct.	1,564.52	1,626.79	-3.83	5.22

Source: State Bank of Pakistan.

1.3 Exchange Rates Pak. Rupees in Terms of One Unit of Foreign Currency

S. No.	Country/ Organization	Currency	Oct, 2015	Nov, 2015	Dec, 2015	Jan, 2016	Feb, 2016	Mar, 2016	Apr., 2016
1	Australia	Dollar	75.2072	75.3531	75.8220	73.4652	74.5797	78.2572	80.1764
2	Bahrain	Dinar	276.0645	278.5366	276.5499	277.2200	276.5486	276.6732	276.6996
3	Canada	Dollar	79.9284	79.4943	76.5397	73.7174	75.7852	78.9739	81.5343
4	China	Yuan	16.4706	16.5623	16.246	15.9622	16.0267	16.0913	16.1701
5	Denmark	Krone	15.7405	15.1900	15.2608	15.2781	15.5833	15.5942	15.9509
6	E.M.U.	Euro	117.3259	113.2076	113.7523	113.8435	116.0891	116.1732	118.5779
7	Hong Kong	Dollar	13.4881	13.6024	13.5075	13.4845	13.4661	13.4901	13.5021
8	I.M.F.	SDR	147.1387	145.8444	145.1964	145.0064	145.8672	146.1468	147.5860
9	India	Rupee	1.6073	1.5960	1.5740	1.5590	1.5342	1.5628	1.5759
10	Japan	Yen	0.8700	0.8604	0.8590	0.8864	0.9123	0.9263	0.9551
11	Kuwait	Dinar	346.5136	347.0888	344.8850	345.1943	348.9191	347.7851	347.2488
12	Malaysia	Ringgit	24.5486	24.4603	24.4736	24.1509	25.0213	25.6692	26.8346
13	Newzeland	Dollar	69.6809	69.2130	70.4574	68.4872	69.2882	70.3751	72.098
14	Norway	Krone	12.6440	12.2271	12.0534	11.8923	12.1640	12.3316	12.7276
15	Oman	Riyal	271.6041	273.9502	272.0167	272.4458	271.8413	271.9600	272.0107
16	Qatar	Riyal	28.7295	28.9795	28.7732	28.8220	28.7551	28.7622	28.7686
17	Singapore	Dollar	74.4872	74.5746	74.2939	73.1414	74.4388	76.1003	77.4884
18	Sweden	Krona	12.5597	12.1609	12.3048	12.2831	12.3630	12.5181	12.8832
19	Switzerland	Franc	107.8491	104.5417	105.1064	104.2001	105.4546	106.4052	108.5619
20	Saudi Arabia	Riyal	27.8691	28.1001	27.9036	27.9502	27.9234	27.9103	27.9178
21	Thailand	Bhath	--	--	--	--	--	--	--
22	Turkey	Lira	--	--	--	--	--	--	--
23	U.A.E.	Dirham	28.4528	28.6979	28.5017	28.5509	28.5100	28.4955	28.5023
24	U.K.	Sterling (Pound)	160.0182	160.2156	156.9256	151.0231	149.6616	148.7347	149.5827
25	U.S.A.	Dollar	104.4806	105.3726	104.6578	104.8388	104.6232	104.6470	104.6738

Contd.

1.3 Exchange Rates Pak. Rupees in Terms of One Unit of Foreign Currency

S. No.	Country/ Organization	Currency	May, 2016	Jun., 2016	Jul., 2016	Aug., 2016	Sep, 2016	Oct., 2016
1	Australia	Dollar	76.6560	77.2926	78.9496	79.7805	79.5078	79.7425
2	Bahrain	Dinar	276.7560	276.4685	276.7677	276.6123	276.4616	276.5944
3	Canada	Dollar	80.9881	81.0486	80.2436	80.5021	79.9258	79.0004
4	China	Yuan	16.0557	15.8771	15.6970	15.7478	15.6826	15.5626
5	Denmark	Krone	15.9291	15.7998	15.5827	15.7718	15.7541	15.5162
6	E.M.U.	Euro	118.3207	117.2918	115.7117	117.1628	117.0793	115.2397
7	Hong Kong	Dollar	13.4905	13.4841	13.5206	13.5042	13.4948	13.5019
8	I.M.F.	SDR	147.8939	147.3947	145.8591	146.5556	146.3971	144.6019
9	India	Rupee	1.56682	1.5555	N.A	1.5648	1.5678	1.5685
10	Japan	Yen	0.9620	0.9935	0.9991	1.0326	1.0259	1.0081
11	Kuwait	Dinar	347.3796	347.2079	346.8986	347.2254	347.0303	346.1479
12	Malaysia	Ringgit	25.9248	25.6336	26.0779	25.9973	25.4624	25.0708
13	Newzeland	Dollar	71.2155	73.5263	74.5121	75.6417	76.4786	74.9841
14	Norway	Krone	12.7412	12.5822	12.3707	12.6107	12.7596	12.8408
15	Oman	Riyal	272.0399	271.8103	272.2500	271.9319	271.7148	271.8857
16	Qatar	Riyal	28.7777	28.7568	28.7945	28.7645	28.7395	28.7573
17	Singapore	Dollar	76.4306	77.1660	77.4954	77.6355	76.9350	75.5808
18	Sweden	Krona	12.7529	12.5989	12.2276	12.3616	12.2583	11.9002
19	Switzerland	Franc	107.0507	107.7685	106.4343	107.7394	107.7394	105.9968
20	Saudi Arabia	Riyal	27.916	27.8937	27.9392	27.9069	27.8806	27.8992
21	Thailand	Bhath	--	--	--	--	--	--
22	Turkey	Lira	--	--	--	--	--	--
23	U.A.E.	Dirham	28.5023	28.4797	28.5292	28.4942	28.4735	28.4906
24	U.K.	Sterling (Pound)	152.0216	148.2362	138.0239	137.0524	137.3004	129.1794
25	U.S.A.	Dollar	104.6787	104.5864	104.7388	104.6221	104.5396	104.5984

Note: Euro, a common currency of the 11 member countries of European Economic and Monetary Union (EMU) was introduced with effect from 1st January, 1999.

Source: State Bank of Pakistan.

2. CLIMATE

2.1 Temperature at Selected Stations

(In centigrade)

Stations	Murree		Rawalpindi/Islamabad		Jhelum		Lahore		Sargodha	
Height in meters above sea level	2167		507		232		213		187	
	Max.	Min.	Max.	Min.	Max.	Min.	Max.	Min.	Max.	Min.

Month:

May, 2015	22.8	13.5	34.6	18.1	37.2	21.7	39.1	26.3	39.8	26.4
Jun, 2015	23.8	14.2	36.2	22.1	38.0	24.3	38.1	26.3	39.2	26.3
Jul, 2015	22.0	16.4	33.0	24.2	35.6	26.3	34.2	25.4	63.0	27.7
Aug, 2015	23.2	15.9	33.6	23.9	35.5	26.6	34.6	26.6	35.8	27.0
Sep, 2015	22.6	13.1	33.4	19.8	35.5	22.8	34.5	25.1	36.2	25.4
Oct, 2015	19.7	10.1	32.9	18.3	31.9	18.0	32.0	20.2	32.3	20.6
May, 2016	25.1	14.8	37.2	20.0	40.3	23.3	40.2	25.7	40.5	26.2
Jun, 2016	26.1	16.6	38.7	24.1	N.R	N.R	39.6	27.6	40.0	28.1
Jul, 2016	23.6	15.9	35.3	24.2	35.9	25.1	35.8	25.9	36.1	26.7
Aug, 2016	22.9	15.1	34.1	23.1	35.5	25.6	35.1	25.6	35.2	26.0
Sep, 2016	22.3	13.8	34.4	22.2	35.8	24.8	35.1	25.5	36.7	26.3
Oct, 2016	21.3	11.6	32.4	15.0	34.0	18.4	33.8	20.5	34.3	20.8

Stations	Faisalabad		Multan		Bahawalpur		Hyderabad		Nawabshah	
Height in meters above sea level	183		122		116		40		37	
	Max.	Min.	Max.	Min.	Max.	Min.	Max.	Min.	Max.	Min.

Month:

May, 2015	39.3	24.6	40.6	28.3	40.3	25.4	41.5	26.5	45.0	25.7
Jun, 2015	38.8	26.0	39.6	28.0	39.4	26.9	39.7	27.7	42.4	27.8
Jul, 2015	36.0	27.2	36.7	27.7	36.6	27.0	37.1	27.4	40.6	27.8
Aug, 2015	35.7	27.1	36.2	27.6	36.7	26.8	35.0	26.3	39.2	26.4
Sep, 2015	35.6	24.6	36.5	25.6	36.0	24.3	36.3	24.9	39.1	24.5
Oct, 2015	32.7	19.8	34.0	20.9	34.0	20.0	36.0	23.0	38.5	21.5
May, 2016	40.6	26.0	41.9	28.3	42.1	26.9	40.2	25.4	45.5	25.8
Jun, 2016	N.R	N.R	42.1	30.8	41.8	29.0	40.3	27.0	44.9	27.9
Jul, 2016	N.R	N.R	39.2	29.8	39.7	29.2	36.0	27.0	41.1	27.7
Aug, 2016	N.R	N.R	37.2	28.2	37.8	27.8	35.7	25.5	39.1	26.1
Sep, 2016	36.8	25.5	37.1	27.2	38.0	25.7	36.5	24.0	40.1	24.8
Oct, 2016	34.6	20.3	35.4	21.8	36.3	20.7	36.6	21.9	38.4	21.5

Contd.

2.1 Temperature at Selected Stations

(In centigrade)

Stations	Jacobabad		Karachi A.P.		Peshawar		D.I.Khan		Saidu Sharif		Gilgit	
Height in meters above sea level	55		21		359		173		961		1459	
	Max.	Min.	Max.	Min.	Max.	Min.	Max.	Min.	Max.	Min.	Max.	Min.

Month:

May, 2015	44.1	29.0	36.0	27.7	35.6	22.0	39.7	22.6	31.6	17.3	29.0	12.6
Jun, 2015	42.5	29.6	37.7	29.8	38.3	24.9	39.7	23.7	33.1	19.4	36.1	14.9
Jul, 2015	38.4	26.5	34.0	28.4	35.0	26.1	38.1	25.2	32.6	23.0	35.4	19.8
Aug, 2015	36.7	27.0	32.3	26.9	34.5	24.2	36.1	24.1	33.1	22.2	34.3	18.1
Sep, 2015	37.7	24.4	34.6	26.3	27.9	22.0	36.8	22.4	32.6	17.2	29.0	12.7
Oct, 2015	32.5	20.4	35.8	24.9	31.1	17.8	33.2	17.1	27.6	13.2	25.3	7.7
May, 2016	49.6	29.0	35.7	27.9	38.1	24.0	41.0	24.5	Nil	Nil	N.R	N.R
Jun, 2016	44.9	30.9	36.1	28.0	39.4	26.9	N.R	N.R	N.R	N.R	34.3	18.8
Jul, 2016	40.7	29.6	33.6	28.1	37.1	27.2	N.R	N.R	N.R	N.R	35.1	18.9
Aug, 2016	38.4	29.1	33.0	27.1	36.6	25.5	N.R	N.R	N.R	N.R	N.R	N.R
Sep, 2016	37.0	26.9	32.9	26.6	35.6	24.7	N.R	N.R	N.R	N.R	N.R	N.R
Oct, 2016	36.5	21.0	34.0	24.0	32.5	19.3	N.R	N.R	N.R	N.R	N.R	N.R

Stations	Quetta (Samungli)		Zhob (Fortsandeman)		Khuzdar		Punjur		Dalbadin	
Height in meters above sea level	1600		1405		1231		980		848	
	Max.	Min.	Max.	Min.	Max.	Min.	Max.	Min.	Max.	Min.

Month:

May, 2015	32.0	15.0	32.6	17.8	36.9	26.5	39.0	22.5	41.0	22.4
Jun, 2015	36.6	21.1	35.0	20.3	36.6	24.7	39.7	25.9	43.0	25.1
Jul, 2015	36.1	22.1	35.6	20.6	35.6	26.0	40.0	26.0	43.8	27.0
Aug, 2015	36.1	19.0	36.0	23.2	36.7	23.6	36.7	23.6	42.5	24.0
Sep, 2015	30.6	12.8	32.9	18.7	34.6	21.2	33.8	18.5	37.5	17.8
Oct, 2015	27.8	9.4	29.1	12.2	30.1	18.1	32.4	15.4	35.5	10.5
May, 2016	32.2	15.6	34.3	19.5	37.6	25.6	39.8	23.2	41.5	22.5
Jun, 2016	34.6	19.9	33.1	22.6	38.4	20.2	39.3	23.0	43.0	22.5
Jul, 2016	37.6	22.8	37.2	22.0	37.5	25.5	N.R	N.R	45.0	21.0
Aug, 2016	34.7	19.4	34.9	20.8	34.6	23.9	37.3	22.2	41.1	22.8
Sep, 2016	N.R	N.R	N.R	N.R	N.R	N.R	N.R	N.R	N.R	N.R
Oct, 2016	N.R	N.R	N.R	N.R	N.R	N.R	N.R	N.R	N.R	N.R

Source: Pakistan Meteorological Department, Karachi.

2.2 Rainfall at Selected Stations

(In millimeters)

Stations	Murree	Rawalpindi/ Islamabad	Jhelum	Lahore	Sargodha	Faisal- abad	Multan	Bahawal- pur	Hyder- abad	Nawab- shah	Jaco- abad
Height in meters above sea level	2167	507	232	213	187	183	122	116	40	37	55

Year/month

2011	1442.2	1079.0	748.0	903.0	710.0	544.0	180.0	164.0	404.1	309.0	293.3
2012	1515.0	1076.0	717.0	527.0	368.0	366.0	239.0	183.0	121.0	182.0	486.0
2013	1451.5	1732.0	924.0	1109.0	362.0	378.0	157.0	148.0	74.0	86.0	345.0
2014	1228.6	1139.0	939.3	800.6	401.3	401.8	247.3	67.9	25.4	67.0	21.3
2015	2416.8	1477.0	848.0	856.0	588.0	512.0	395.0	498.0	114.0	120.0	148.0
May, 2015	74.2	30.2	20.0	31.7	3.8	23.6	10.7	26.2	TR	Nil	1.5
Jun. 2015	233.6	33.6	50.1	45.0	48.5	27.3	51.1	106.0	8.2	37.2	13.0
Jul. 2015	532.4	380.1	178.5	328.0	64.2	96.4	138.9	133.7	114.3	83.1	52.0
Aug. 2015	223.7	87.4	19.6	92.7	112.1	132.3	87.4	86.4	4.0	0.0	0.0
Sep. 2015	249.8	133.4	137.5	126.8	70.8	57.8	10.2	66.3	0.0	0.0	0.0
Oct. 2015	243.3	46.7	72.1	3.8	40.0	14.4	11.7	2.0	Tr.	0.0	0.0
May, 2016	128.1	27.2	25.5	31.2	25.5	32.4	3.6	2.0	0.0	17.0	3.0
Jun. 2016	119.1	47.0	143.9	118.2	99.0	63.1	0.4	33.0	34.0	58.0	0.0
Jul. 2016	301.3	344.8	280.1	151.7	312.8	N.R	52.4	34.0	0.0	4.0	7.0
Aug. 2016	195.7	265.0	197.0	315.1	87.0	94.3	69.0	3.7	131.8	63.0	3.4
Sep. 2016	114.2	3.0	53.7	127.7	20.0	9.6	2.6	0.0	Nil	Nil	18.6
Oct. 2016	28.0	9.0	5.3	0.6	0.0	24.0	Tr.	0.0	0.0	0.0	0.0

Contd.

2.2 Rainfall at Selected Stations

(In millimeters)

Stations	Karachi Airport	Peshawar	D.I. Khan	Saidu Sharif	Gilgit	Quetta (Samungli)	Zhob (Fort sandeman)	Khuzdar	Punjgoor	Dalbadin
Height in meters above sea level	21	359	173	961	1459	1600	1405	1231	980	848

Year/month

2011	290.6	568.0	281.0	853.7	158.7	246.5	40.5	286.6	138.0	64.9
2012	152.0	480.0	450.0	803.0	110.5	410.0	47.0	167.0	33.0	16.0
2013	169.0	551.0	327.0	954.3	153.5	53.0	66.0	479.0	101.0	23.0
2014	30.7	326.3	249.7	660.0	107.0	97.0	173.7	201.9	61.8	17.3
2015	53.0	1387.0	477.0	1062.2	144.0	153.0	364.0	147.0	61.0	47.0
May, 2015	0.0	21.0	3.0	83.0	21.6	10.0	7.0	2.0	20.0	T.R
Jun. 2015	T.R	0.0	29.5	74.6	8.4	T.R	25.0	22.8	0.0	1.2
Jul. 2015	46.6	187.0	26.0	120.3	9.3	T.R	117.0	45.6	0.0	T.R
Aug. 2015	1.4	162.3	200.0	81.2	16.3	0.0	40.0	15.2	0.0	0.0
Sep. 2015	T.R	25.0	0.0	38.5	28.1	0.0	54.0	0.0	0.0	0.0
Oct. 2015	0.0	55.0	78.0	83.0	6.8	3.0	5.0	13.4	0.0	7.0
May, 2016	0.0	8.0	1.0	Nil	N.R	2.0	19.0	2.1	1.0	T.R
Jun. 2016	65.8	55.0	N.R	N.R	16.3	51.0	9.0	21.1	7.0	0.0
Jul. 2016	1.9	32.1	N.R	N.R	24.8	3.0	15.0	37.5	N.R	T.R
Aug. 2016	96.9	45.0	N.R	N.R	10.4	T.R	40.0	14.9	Nil	Nil
Sep. 2016	T.R	3.0	T.R	N.R	N.R	N.R	N.R	N.R	N.R	N.R
Oct. 2016	0.0	1.0	N.R	N.R	N.R	N.R	N.R	N.R	N.R	N.R

N.R = Not received

TR = Trace (Rainfall less than 0.1 mm)

Source: Pakistan Meteorological Department, Karachi.

3. ENERGY & MINING

3.1 Production of Crude Oil

Unit: Barrels

Company	Field	Jul,16	Aug,16	Sep ,16	Oct,16	Cummulative Total from July 2016	
PUNJAB							
OGDCL	BHALSYEDAN	143	227	155	220	745	
	CHAK NAURANG	10990	10975	9855	10490	42310	
	DAKHNI	21760	10220	16215	23735	71930	
	DHODAK	896	985	918	1111	3910	
	FIMKASSAR	5270	5270	5240	5425	21205	
	KAL	13698	14105	13876	14435	56114	
	MISSAKISWAL	3410	3408	3079	3085	12982	
	RAJIAN	80795	83733	85212	85080	334820	
	SOGHRI	4165	1900	2465	3445	11975	
	SADKAL	1161	1299	1293	1457	5210	
	TOOT	8807	8374	7988	8345	33514	
	Sub Total	151095	140496	146296	156828	594715	
	OPL	DHURNAL	9388	4902	6775	9400	30465
		BHANGALI	180	148	143	178	649
		RATANA	7350	5649	4800	5283	23082
Sub Total		16918	10699	11718	14861	54196	
POL	BALKASSAR	14936	14805	14242	14864	58847	
	BELA	794	922	0	606	2322	
	DHULIAN	4028	4092	4047	4343	16510	
	KHAUR	148	148	136	131	563	
	JOYAMIR	529	722	700	723	2674	
	MINWAL	1844	3871	3162	2478	11355	
	MEYAL	9318	9098	8980	8990	36386	
	PARIWALI	11140	11200	11258	11415	45013	
	PINDORI	6381	6408	6094	8630	27513	
	TURKWAL	806	799	823	813	3241	
	Sub Total	49924	52065	49442	52993	204424	
	MPCL	GHAURI	16509	15989	14960	15014	62472
		HALINI	28666	26765	25263	25577	106271
HALINI DEEP		43114	32274	25097	25328	125813	
Sub Total		88289	75028	65320	65919	294556	
PPL	ADHI	228523	212164	201102	205134	846923	
	Sub Total	228523	212164	201102	205134	846923	
Dewan	RODHO SALSABIL	1944.24	2447.74	2435.94	2514	9341.92	
	Sub Total	1944.24	2447.74	2435.94	2514	9341.92	
	TOTAL	536693.24	492899.74	476313.94	498249	2004155.92	
SINDH							
BHP	ZAMZAMA	19260	18151	16619	16498	70528	
	Sub Total	19260	18151	16619	16498	70528	
UEPL	AASSU	20667	19275	16239	16362	72543	
	ALI	88	63	63	75	289	
	BIJORO	161	145	253	480	1039	
	BAKSH DEEP	174	0	0		174	
	BHANOKI	151	3346	884	1269	5650	
	BUKHARI DEEP	903	71	298		1272	
	CHAMAN	0	0	2188	3699	5887	
	DABHI (South)	1905	1737	1927	2289	7858	
	DABHI (North)	1551	1581	1565	1794	6491	
	GHARO	2192	0	459	1904	4555	
	GHUNGHRO	1902	1595	384	0	3881	
	HALIPOTA	4642	4266	2121	2361	13390	
	JABO	1951	6901	4385	4136	17373	
	JAGIR	1078	1296	997	991	4362	
	JARAR DEEP	0	0	0	33	33	
	JAN	2316	2112	1845	2471	8744	
KATO	29	101	140	129	399		
KAMAL NORTH	8633	7948	9816	7769	34166		

Contd.

3.1 Production of Crude Oil

Unit: Barrels

Company	Field	Jul,16	Aug,16	Sep ,16	Oct,16	Cummulative Total from July 2016
	KHASKELI	4751	4731	4158	4545	18185
	KHASKELI DOWN THROWN	550	270	548	525	1893
	KHOREWAH	1344	1288	1352	1150	5134
	KHOREWAH DEEP			147		147
	KORAI	624	2226	2646	2530	8026
	KUMBH	0	0	233	156	389
	LAGHARI	382	328	546	57	1313
	LIMU NORTH	666	297	176	440	1579
	LODANO	2856	3632	2753	2686	11927
	LODANO DEEP	3731	3569	3816	3606	14722
	MAKDUMPUR	5503	410	0	1238	7151
	MAZARI	6015	5514	2907	3041	17477
	MEYUN ISMAIL DEEP	212	235	187	239	873
	MEYUN ISMAIL	723	874	758	962	3317
	MAKRANI	0	0	0	8049	8049
	MISSRI	921	0	246	1069	2236
	MOHANO	1146	1161	1080	1110	4497
	MAHI	0	0	0	0	0
	MURID	9065	8237	7623	6075	31000
	NAIMAT BASAL 2X	1325	2055	1830	1646	6856
	NAIMAT BASAL	183	0	0		183
	NAIMAT WEST	24608	27827	29989	33055	115479
	NORTH AKARI			161		161
	PIARO DEEP	92	94	134	484	804
	PIARO DEEP BASAL	287	140	363	110	900
	RAJANI	253	597	619	817	2286
	RAHIM 1 X	9321	10618	10788	8951	39678
	RAHIM 2X	3228	0	0	0	3228
	RAWAT	0	0	904	8353	9257
	SAHU	5	30	24	5	64
	SALEH	30	210	20	1	261
	SAMAN	51	0	0	28	79
	SAKHI DEEP	0	0	21	0	21
	SONRO	12397	11419	10861	11244	45921
	SOUTH BUZDAR DEEP	10089	3645	2069	1886	17689
	SOUTH MAZARI	8167	7896	8531	9224	33818
	SOUTH MAZARI DEEP	15282	14429	10598	10573	50882
	SOHRAB	0	0	0	3335	3335
	SOHRAB DEEP	3902	3931	4243	0	12076
	SHEIKHANO	2234	1905	1901	1955	7995
	SUTIARI DEEP	6386	7601	8038	9037	31062
	SUMAR DEEP	12307	1964	0	307	14578
	SALAMAT	0	0	0	0	0
	THEBO	2870	3033	1813	1064	8780
	TANDO GHULAM ALI	262	9	24	0	295
	THARO	712	499	423	270	1904
	TAJEDI	2142	1880	1079	1452	6553
	TANGRI	1075	1394	990	1297	4756
	TANGRI DEEP	236	287	271	320	1114
	TURK	1413	1330	959	1711	5413
	TURK DEEP	698	759	441	817	2715
	UMER	132	262	565	306	1265
	ZAUR	5546	7820	7709	6586	27661
	Sub Total	212065	194843	178108	198074	783090
OGDCL	BOBI	12595	8515	10890	12365	44365
	BALUCH	4731	7415.12	4418.49	3699	20263.61
	CHAK 2	13789	24200.75	24728.33	28809	91527.08
	CHAK 7A	1085	945	1290	1395	4715
	CHAK 63	15295	22076	25204.36	26445	89020.36
	CHAK 63 SOUTH EAST	10015	13031	15607.52	15418	54071.52
	CHAK 66 NE	110	0	0	2348	2458

Contd.

3.1 Production of Crude Oil

Unit: Barrels

Company	Field	Jul,16	Aug,16	Sep ,16	Oct,16	Cummulative Total from July 2016
	HAKEEM DAHO	5869	8783.37	8484.27	8525	31661.64
	NIM	835	860	778	770	3243
	NUR BAGHLA	1024	846	830	1106	3806
	NOORAI JAGR	2795	2355	1795	960	7905
	JAKHRO	721	1223	1327	1647	4918
	JARWAR	4690	4530	4000	3735	16955
	KUNNAR	115687	124224	129375	137163	506449
	KUNNAR PASAKHI DEEP	27498	27765	27305	26995	109563
	LASHARI CENTRE	17285	17360	16715	16805	68165
	LALA JAMALI	0	1053.85	987	1022	3062.85
	MISSAN	3505	3505	3390	3505	13905
	PALI	17760	15555	16465	15140	64920
	PALI DEEP	0	0	380	3608	3988
	PASAKI	105710	105705	102000	106325	419740
	PASAKI N	11495	11590	11020	11080	45185
	PASAKI NORTH EAST	9150	9015	8860	9075	36100
	QADIR PUR	14180	12055	8980	12088	47303
	SONO	18905	14715	15620	17890	67130
	TANDO ALAM	18440	18425	15300	15385	67550
	THORA	8780	9300	9015	9200	36295
	Sub Total	441949	465048.09	464764.97	492503	1864265.06
PPL	ADAM	1162	1729	1051	1668	5610
	ADAM WEST	635	797	494	764	2690
	KANDH KOT	152	86	344	416	998
	SHARF	0	3265	8136	14375	25776
	SHAH DAD	2033	2006	1983	2660	8682
	MAZARANI	318	296	281	250	1145
	Sub Total	4300	8179	12289	20133	44901
OMV	LATIF	1826.58	1838	2126	1533	7323.58
	MIANO	1322.53	1342	896	888	4448.53
	Sub Total	3149.11	3180	3022	2421	11772.11
MPCL	MARI	1302	1383	1596	1566	5847
	SUJJAL	2928	3656	3791	3803	14178
	SUJAWAL	1685	1875	1851	1783	7194
	Sub Total	5915	6914	7238	7152	27219
Eni(Pak)	BHIT	7067.53	5562.01	8399.68	8868	29897.22
	BADHRA	1515.94	1434.86	1193.63	1439	5583.43
	KADANWARI	518.6	498.76	326.32	333	1676.68
	Sub Total	9102.07	7495.63	9919.63	10640	37157.33
OMV Maurice	MEHAR	13508	12620	31953	31034	89115
	Sub Total	13508	12620	31953	31034	89115
	TOTAL	709248.18	716430.72	723913.6	778455	2928047.5
KHYBER .P.K						
OGDCL	CHANDA	41570	51370	46580	41910	181430
	NASPHA	563280	473288	616851	705190	2358609
	MELA	57400	64150	63300	60630	245480
	Sub Total	662250	588808	726731	807730	2785519
MOL	MANZALAI	14186.86	81155.48	12746.93	15038	123127.27
	MAMIKHEL	14716.16	12497.84	12052.67	19881	59147.67
	MARAMZAI	142717.73	73384.12	125457.26	132400	473959.11
	MAKORI	972.42	997.91	588.05	561	3119.38
	MAEDANKHEL	0	0	0	0	0
	MAKORI EAST	442455.57	478809.73	293355.78	450341	1664962.08
	Sub Total	615048.74	646845.08	444200.69	618221	2324315.51
	TOTAL	1277298.74	1235653.08	1170931.69	1425951	5109834.51
BALOCHISTAN						
OGDCL	UCH	1147	837	640	541	3165
	Sub Total	1147	837	640	541	3165
MPCL	ZARGHUN SOUTH	132	196	146	149	623
	Sub Total	132	196	146	149	623
PPL	SUI	459	1399	1407	1805	5070
	Sub Total	459	1399	1407	1805	5070
	TOTAL	1738	2432	2193	2495	8858
	GRAND TOTAL	2524978.16	2447415.54	2373352.23	2705150	10050895.93

3.2 Production of Natural Gas

Unit:(MCFT)

Company	Field	Jul,16	Aug,16	Sep ,16	Oct,16	Cummulative Total from July 2016
PUNJAB						
OGDCL	DAKHNI	818.13	369.66	672.42	862.75	2722.96
	BAHU	101.18	92.75	58.80	47.44	300.17
	FIMKASSAR	3.77	3.72	3.60	3.72	14.81
	DHODAK	102.30	102.30	99.00	102.30	405.90
	KAL	2.03	2.10	1.97	2.00	8.10
	MISSAKISWAL	4.87	5.01	4.80	4.92	19.60
	NANDPUR/PANJPIR	349.40	306.78	293.48	304.82	1254.48
	RAJIN	31.71	33.65	34.63	35.29	135.28
	SOGHRI	301.63	125.81	210.28	287.40	925.12
	TOOT	33.60	34.32	33.59	34.71	136.22
	SADKAL	41.63	47.93	47.75	47.45	184.76
	SUB TOTAL	1790.25	1124.03	1460.32	1732.80	6107.40
OPL	DHURNAL	28.63	17.72	24.75	31.74	102.84
	BHANGALI	1.60	1.25	1.32	1.68	5.85
	RATANA	161.53	115.54	95.00	97.92	469.99
	SUB TOTAL	191.76	134.51	121.07	131.34	578.68
POL	BALKASSAR	2.99	2.68	2.56	2.67	10.90
	BELA	0.00	17.66	0.00	33.86	51.52
	DHULIAN	69.89	67.86	64.07	66.74	268.56
	MEYAL	71.25	68.29	65.00	68.24	272.78
	PARIWALI	136.68	147.56	141.19	137.67	563.10
	PINDORI	19.35	19.41	18.70	27.81	85.27
	TURKWAL	1.53	1.51	1.49	1.55	6.08
	SUB TOTAL	301.69	324.97	293.01	338.54	1258.21
PPL	ADHI	1709.00	1704.00	1650.00	1716.00	6779.00
	SUB TOTAL	1709.00	1704.00	1650.00	1716.00	6779.00
MPCL	HALINI	22.76	21.50	20.63	22.14	87.03
	HALINI DEEP	46.91	35.91	27.07	26.66	136.55
	SUB TOTAL	69.67	57.41	47.70	48.80	223.58
DEWAN	RODHO(SALSABIL)	287.12	348.19	338.14	350.13	1323.58
	SUB TOTAL	287.12	348.19	338.14	350.13	1323.58
	TOTAL	4349.49	3693.11	3910.24	4317.61	16270.45
SINDH						
BHP	ZAMZAMA	4100.13	3876.03	3524.74	3716.61	15217.51
	SUB TOTAL	4100.13	3876.03	3524.74	3716.61	15217.51
UEPL	ALI	75.51	70.64	77.51	90.30	313.96
	AASSU	4.86	4.85	4.36	4.57	18.64
	BUKHARI DEEP	29.34	26.61	22.14	22.42	100.51
	BAKSH DEEP	28.74	0.00	0.00		28.74
	BIJORO	0.42	0.26	0.27	0.36	1.31
	BHANOKI	46.16	535.40	244.16	281.68	1107.40
	CHAMAN	0.00	0.00	201.93	428.13	630.06
	DABHI SOUTH	8.24	8.59	9.26	7.42	33.51
	DABHI NORTH	0.76	1.51	1.55	1.65	5.47
	DUPHRI	2.38	0.00	0.00		2.38
	FATEH SHAH NORTH	13.27	33.29	17.26	12.64	76.46
	GHUNGRO	1.23	1.22	0.28	0.00	2.73
	GHARO	0.54	0.00	0.29	0.59	1.42
	HALIPOTA	8.61	10.81	9.38	6.52	35.32
	JABO	6.40	5.59	5.25	5.08	22.32
	JARAR DEEP	8.72	9.40	8.67	7.34	34.13
	JOGWANI	0.42	3.62	3.35		7.39

Contd.

3.2 Production of Natural Gas

						Unit:(MCFT)
Company	Field	Jul,16	Aug,16	Sep ,16	Oct,16	Cummulative Total from July 2016
	JAGIR	0.91	0.79	0.93	1.02	3.65
	JAN	0.26	0.28	0.19	0.28	1.01
	KATO	6.05	4.46	4.80	6.26	21.57
	KAMAL NORTH -1	27.96	29.31	34.47	26.73	118.47
	KAUSAR	44.99	41.39	39.93	43.36	169.67
	KHASKHELI	6.67	7.02	6.14	5.96	25.79
	KHASKHELI DOWN THROWN	0.82	0.61	0.72	0.74	2.89
	KHOREWAH	87.78	92.73	83.62	79.45	343.58
	KHOREWAH DEEP	4.03	4.26	4.37	4.24	16.90
	KORAI	51.57	110.56	106.89	109.49	378.51
	KUMBH	49.06	42.35	38.35	37.60	167.36
	LAGHARI	0.38	0.36	0.20	0.18	1.12
	LODANO	48.51	131.51	82.21	71.03	333.26
	LODANO DEEP	12.14	16.23	14.80	12.94	56.11
	LIMU NORTH	330.04	234.46	145.09	128.95	838.54
	LIMU EAST	1.04	0.27	0.09		1.40
	MAKHDUM PUR	27.92	27.61	26.84	32.76	115.13
	MAKHDUM PUR DEEP	2.50	2.71	2.68	3.32	11.21
	MAKRANI				98.27	98.27
	MAZARI	2.49	4.76	3.45	2.56	13.26
	MAHI	0.58	6.12	6.64	5.12	18.46
	MEYUN ISMAIL DEEP	26.46	21.06	36.50	37.15	121.17
	MISSRI	1.82		0.82	1.65	4.29
	MOHANO	0.99	1.05	0.95	0.91	3.90
	MOR	0.00	0.00	36.75	21.47	58.22
	MUBAN					0.00
	MURID	3.56	4.12	2.12	2.28	12.08
	NAIMAT BASAL	67.20	72.76	72.78	74.24	286.98
	NAIMAT BASAL 2X	16.08	12.49	12.30	12.03	52.90
	NAIMAT WEST	4049.92	4307.88	4114.68	4201.01	16673.49
	NANDO	3.24	3.47	3.22	2.84	12.77
	NURPUR DEEP	22.50	20.12	7.14	16.03	65.79
	NORTH AKRI			0.07		0.07
	PANIRO					0.00
	PIARO DEEP	7.83	6.11	6.87	14.67	35.48
	PIARO DEEP BASAL	65.64	59.35	54.17	31.38	210.54
	PIR				0.00	0.00
	QASIM DEEP	80.64	77.66	63.70	48.04	270.04
	RAHIM NORTH				0.00	0.00
	RAHIM 1X	41.68	46.89	42.27	33.77	164.61
	RAHIM 2X	6.30				6.30
	RAJANI	5354.90	5552.59	5333.74	5513.93	21755.16
	RAWAT			1.20	6.16	7.36
	RAGNI DEEP	16.65	17.49	7.66	9.91	51.71
	SALEH	0.09	1.62	0.18		1.89
	SAKHI DEEP	33.90	31.69	28.82	31.38	125.79
	SAKHI SOUTH DEEP	0.27				0.27
	SAMAN	0.33				0.33
	SALAMAT	979.05	1012.39	940.48	981.79	3913.71
	SAHU	2.03	1.78	1.07	0.92	5.80
	SAJAN					0.00
	SIRAJ SOUTH				1.11	1.11
	SONRO	19.99	25.53	19.63	19.83	84.98
	SOUTH MAZARI	2.39	4.23	4.34	6.21	17.17

Contd.

3.2 Production of Natural Gas

Unit:(MCFT)						
Company	Field	Jul,16	Aug,16	Sep ,16	Oct,16	Cummulative Total from July 2016
	SOUTH MAZARI DEEP	27.04	24.51	21.10	19.05	91.70
	SOHRAB DEEP	1208.40	1159.67	1164.17	1377.60	4909.84
	SUMAR DEEP	135.15	44.10	9.75	87.92	276.92
	SOUTH BUZDAR				82.64	82.64
	SOUTH BUZDAR DEEP	104.88	110.70	93.55	0.00	309.13
	SHEIKHANO	2.73	1.95	1.86	1.89	8.43
	SHEIKHANO DEEP					0.00
	SUTIARI DEEP	1451.37	1356.83	1274.90	1329.80	5412.90
	SUHRAT	32.06	31.01	28.86	30.52	122.45
	TANDO GHULAM ALI	37.46	33.83	26.85	33.00	131.14
	TANGRI	2.67	2.71	2.74	2.67	10.79
	TANGRI DEEP	12.97	6.36	8.98	17.81	46.12
	TAJEDI	0.20	0.18	0.12	0.19	0.69
	THEBO	25.48	21.69	23.64	35.06	105.87
	THARO	203.31	161.82	160.45	153.39	678.97
	TURK	57.15	53.75	48.01	48.24	207.15
	TURK DEEP	139.87	126.95	81.16	51.71	399.69
	UMER	54.39	45.23	142.96	120.74	363.32
	USMAN	58.84	9.39			68.23
	WASAYO					0.00
	ZAUR	6.81	6.27	7.73	10.34	31.15
	ZAUR WEST	0.82	0.59	0.64	0.86	2.91
	ZAUR DEEP	3.17	2.30	2.66	0.79	8.92
	SUB TOTAL	15309.53	15949.70	15099.66	16011.89	62370.78
ENI(PAK)	BHIT	4271.32	4280.33	4480.59	4458.96	17491.20
	BADHRA	3149.78	3047.18	2881.52	2921.20	11999.68
	KADANWARI	1506.41	1444.27	1417.64	1385.10	5753.42
	SUB TOTAL	8927.51	8771.78	8779.75	8765.26	35244.30
MPCL	KOONJ-1A	29.91	31.71	30.03	29.60	121.25
	SUJJAL	450.45	487.96	477.02	493.60	1909.03
	SUJAWAL	321.95	295.46	275.32	265.88	1158.61
	MARI	20078.41	20053.21	19216.43	18388.45	77736.50
	SUB TOTAL	20880.72	20868.34	19998.80	19177.53	80925.39
OGDCL	BOBI	170.55	133.96	156.46	170.01	630.98
	BALUCH	54.90	91.80	69.23	46.89	262.82
	CHAK 2	342.57	612.15	597.23	596.99	2148.94
	CHAK 7A	19.69	20.18	19.63	20.87	80.37
	CHAK 63	105.87	158.86	196.14	223.91	684.78
	CHAK 63 SOUTH EAST	88.15	100.72	95.24	130.00	414.11
	CHAK 66NE	2.00	0.00	0.00	47.16	49.16
	HAKHEEM DAHO	102.07	121.65	115.05	78.84	417.61
	DACHRAPUR	229.94	208.16	166.73	156.44	761.27
	LALA JAMALI	40.25	60.70	113.26	110.99	325.20
	JAKHRO	18.99	30.75	46.79	42.14	138.67
	NUR BAGHLA	79.95	67.40	66.70	94.20	308.25
	NOORAI JAGIR	135.38	122.15	95.48	69.12	422.13
	NIM	23.98	21.21	18.02	14.16	77.37
	KUNNAR	378.34	361.33	373.89	400.77	1514.33
	KUNNAR PASAKHI DEEP	3437.52	3531.84	3503.50	3462.20	13935.06
	SARI HUNDI	29.07	20.77	44.01	60.91	154.76
	PAKHRO				0.00	0.00
	QADIRPUR	10966.18	10924.07	10725.06	11036.32	43651.63
	PASAKHI	20.62	20.62	19.95	20.62	81.81
	MARU-RETI	385.16	371.38	351.67	170.97	1279.18

Contd.

3.2 Production of Natural Gas

							Unit:(MCFT)
Company	Field	Jul,16	Aug,16	Sep ,16	Oct,16	Cummulative Total from July 2016	
	SUB TOTAL	16631.18	16979.70	16774.04	16953.51	67338.43	
OMV	MIANO	2525.54	2496.00	2521.00	2353.00	9895.54	
	LATIF	2162.24	2048.00	1942.00	1891.00	8043.24	
	SAWAN	2255.60	2240.00	2108.00	2131.00	8734.60	
	TAJJAL	106.68	103.00	98.00	99.00	406.68	
	SUB TOTAL	7050.06	6887.00	6669.00	6474.00	27080.06	
PPL	CHACHAR	94.00	99.00	94.00	97.00	384.00	
	ADAM	94.00	78.00	89.00	92.00	353.00	
	ADAM WEST	440.00	519.00	342.00	532.00	1833.00	
	KANDHKOT	5800.00	5976.00	5894.00	5885.00	23555.00	
	KINZA				0.00	0.00	
	SHAHDAD	186.00	165.00	204.00	225.00	780.00	
	SHARF		489.00	1056.00	1414.00	2959.00	
	MAZRANI	125.00	123.00	114.00	103.00	465.00	
	SUB TOTAL	6739.00	7449.00	7793.00	8348.00	30329.00	
PEL	BADAR	481.01	492.81	494.95	527.82	1996.59	
	BLOCK-22	303.12	322.64	307.32	300.68	1233.76	
	SUB TOTAL	784.13	815.45	802.27	828.50	3230.35	
POGC	REHMAN	268.16	265.30	255.43	260.82	1049.71	
	SUB TOTAL	268.16	265.30	255.43	260.82	1049.71	
	SAQIB		2.00		0.00	2.00	
OMV MAURICE	MEHAR	237.59	219.36	460.28	495.18	1412.41	
	SUB TOTAL	237.59	219.36	460.28	495.18	1412.41	
	TOTAL	80928.01	82081.66	80156.97	81031.30	324197.94	
KHYBER .P.K	CHANDA	87.04	84.64	81.94	73.64	327.26	
OGDCL	NASHPA	2466.52	1989.43	2518.45	2830.63	9805.03	
	MELA	263.38	281.50	285.45	276.11	1106.44	
	SUB TOTAL	2816.94	2355.57	2885.84	3180.38	11238.73	
	MAKORI	27.65	19.01	11.24	13.30	71.20	
MOL	MAKORI EAST	2537.08	2762.99	1682.15	2616.04	9598.26	
	MAMIKHEL	836.19	818.49	747.72	843.95	3246.35	
	MANZALAI	1296.86	1251.79	1162.78	1159.94	4871.37	
	MARAMZAI	3981.03	3893.76	3435.90	3919.68	15230.37	
	SUB TOTAL	8678.81	8746.04	7039.79	8552.91	33017.55	
	TOTAL	11495.75	11101.61	9925.63	11733.29	44256.28	
BALUCHISTAN	LOTI	885.57	813.18	841.70	867.95	3408.40	
OGDCL	PIRKOH	332.80	288.80	287.25	297.60	1206.45	
	UCH	12192.60	12977.70	12714.40	9523.90	47408.60	
	SUB TOTAL	13410.97	14079.68	13843.35	10689.45	52023.45	
MPCL	ZARGHUM SOUTH	299.54	293.44	267.14	270.13	1130.25	
	SUB TOTAL	299.54	293.44	267.14	270.13	1130.25	
PPL	SUI	13963.00	13926.00	13146.00	13830.00	54865.00	
	SUB TOTAL	13963.00	13926.00	13146.00	13830.00	54865.00	
	TOTAL	27673.51	28299.12	27256.49	24789.58	108018.70	
	GRAND TOTAL	124446.76	125175.50	121249.33	121871.78	492743.37	

3.3 Company wise Production of Crude Oil and Natural Gas October, 2016

Name of Company	Crude Oil (US Barrel)	Number of Oil Fields	% Share in Total Production	Natural Gas (MCFt)	Number of Gas Fields	% Share in Total Production
OGDCL	1457602	39	53.88	32556.14	35	26.71
PPL	227072	7	8.39	23894	8	19.61
MPCL	73220	6	2.71	19496.46	6	16.00
BHP	16498	1	0.61	3716.61	1	3.05
UEPL	198074	66	7.32	16011.89	84	13.14
OMV	2421	2	0.09	6474.00	4	5.31
Eni(Pak)	10640	3	0.39	8765.26	3	7.19
OMV Maurice	31034	1	1.15	495.18	1	0.41
OPL	14861	3	0.55	131.34	2	0.11
POL	52993	8	1.96	338.54	6	0.28
Dewan	2514	1	0.09	350.13	1	0.29
MOL	618221	5	22.85	8552.91	5	7.02
POGC	-	-	-	260.82	1	0.21
PEL	-	-	-	828.5	2	0.68
Total	2705150	142	100	121871.78	159	100

3.4 Province wise Production of Crude Oil and Natural Gas October, 2016

Province	Crude Oil (US Barrel)	Number of Oil Fields	% Share in Total Production	Natural Gas (MCFt)	Number of Gas Fields	% Share in Total Production
Punjab	498249	26	18.4	4317.6	23	3.5
Sindh	778455	105	28.8	81031.3	124	66.5
KPK	1425951	8	52.7	11733.3	8	9.6
Balochistan	2495	3	0.1	24789.6	5	20.3
Total	2705150	142	100.0	121871.78	160	100.0

Source: Directorate General of Petroleum concession
M/o. Petroleum & Natural Resources Islamabad.

3.5 Production of Crude Oil, Natural Gas and Electricity

Year / Month	Crude Oil (000 Barrels)	Natural Gas (MCFT)	Total (Elec. Gen. Mn.Kwh)	Hydel	Thermal	Renewable	Nuclear
2011-12	24573	1558960	67272	28431	53571	----	5270
2012-13	27841	1505839	86190	29687	51950	----	4553
2013-14	31585	1493686	101524	31698	64924	----	4902
2014-15	34490	1465758	100318	32286	62415	802**	5617
2015-16	31652	1481551	106658*	33890	68025	141	4602
2015 Oct	2724	124743	8287*	2467	5553	19	248
Nov	2699	122489	6696*	2266	4141	18	271
Dec	2789	126568	7358*	1755	5315	28	260
2016 Jan	2706	125672	7564*	837	6367	28	332
Feb	2532	113447	7134*	2166	4461	34	473
Mar	2677	119259	7487*	1815	5147	18	507
Apr	2555	119547	8842*	2350	5962	23	507
May	2575	124306	11201*	3550	7145	34	506
Jun	2500	122494	11872*	3721	7641	23	511
Jul	2525	124446.76	10645*	3938	6183	19	524
Aug	2447	125175.5	10292*	4240	5537	18	515
Sep	2373	121249.33	9806*	4235	5081	13	489
Oct	2705	121871.78	7514*	2726	4268	12	520

*= Provisional

**= Figure taken from Hydrocarbon Development Institute of Pakistan

Source i) Directorate General of Petroleum concession
M/O Petroleum & Natural Resources Islamabad
ii) Electricity Generating Establishments

3.6 Mineral Production

(Thousand Tonnes)

Year / Month	Arg Clay	Coal	Gypsum	Lime Stone	Marble	Rock Salt	Silica Sand	
2011-12	4562	3179	1260	35016	1751	2136	270	
2012-13	4513	2813	1250	38932	2360	2160	356	
2013-14	4935	3311	1322	36463	2591	2220	268	
2014-15	5097	3407	1417	39819	2462	2136	269	
2015-16	5327	3749	1872	48287	4748	3553	396	
2015	Oct	442	299	155	4011	292	278	37
	Nov	499	201	165	3809	397	295	34
	Dec	444	288	178	4418	394	263	36
2016	Jan	360	436	147	3864	500	303	32
	Feb	401	312	159	3974	582	328	36
	Mar	605	368	172	4705	474	307	30
	Apr	535	369	131	4582	460	245	28
	May	462	419	140	4205	499	323	44
	Jun	347	335	153	3386	346	292	31
	Jul*	380	209	160	3291	142	309	32
	Aug*	449	234	190	3313	369	311	28
	Sep*	481	265	173	4005	249	295	32
	Oct*	442	290	165	3926	348	270	35

* = Provisional

Contd.

3.6 Mineral Production

(Tonnes)

Year / Month	Barytes	Bauxite	Bentonite	Calcite	Chalk	China Clay	Copper Ore	Copper Blister	Chromite	Dolomite	Emerald (Unit: Gram)	Feldspar	Fire Clay	
2011-12	48510	30223	16520	170	2749	21555	-	17931	179203	198392	236	53235	408187	
2012-13	118471	25288	26077	550	810	22917	-	12285	136443	335819	695	38218	454645	
2013-14	132433	31156	40650	436	1005	16191	500	6538	83447	592918	906	81858	458037	
2014-15	204735	24689	22703	1694	515	18956	149	282161	100516	223117	2530	38568	405565	
2015-16	157858	57024	41506	1610	231	21683	0	2389	69333	716611	3105	316289	550977	
2015	Oct	22529	1225	13862	42	0	1054	0	0	9632	37895	261	16955	37189
	Nov	16138	2713	1358	98	0	1527	0	0	10454	73280	322	17791	42638
	Dec	24942	7596	2531	112	81	1539	0	0	9440	29184	339	34637	37471
2016	Jan	28053	6062	2575	140	0	1886	0	0	3706	68075	320	34697	41447
	Feb	17263	4743	2299	154	0	1682	0	0	2761	90732	295	31891	34871
	Mar	16596	4741	2445	112	50	1545	0	0	4178	70301	217	26511	48568
	Apr	6567	8476	2409	168	0	1298	0	0	3764	84872	230	25393	61808
	May	10818	7664	3134	154	0	2397	0	0	4828	97741	196	41000	52362
	Jun	8454	7359	2282	224	0	2575	0	0	4400	26779	223	32570	53802
	Jul*	2939	9284	1946	84	0	3290	0	2389	5356	34872	0	10250	39176
	Aug*	3695	2569	2311	168	60	3411	0	0	7428	30393	134	9892	53497
	Sep*	615	651	2143	84	0	2077	0	0	7224	55053	118	19079	40887
	Oct*	22529	850	14016	224	0	1054	0	0	16024	12077	168	21597	38255

* = Provisional

Contd.

3.6 Mineral Production

(Tonnes)

Year	Month	Flourite	Fullers Earth	Iron ore	Laterite	Magnesite	Magnese	Ocher	Ord Sand/Bajri Sand	Ordinary Stone	Quartz crystal, (Quartz+Q uartzite)	Soap Stone	Sulphur
2011-12		6859	6906	384893	293625	5444	345	42107	-	6540	41355	55515	25560
2012-13		13344	4259	408604	328067	6705	290	37769	2141	4890	67107	93214	20610
2013-14		7500	6397	192749	380166	3770	3945	32634	3500	2895	92267	72234	35672
2014-15		5917	8005	328915	392347	4611	4790	33909	2490	2155	38037	100724	19730
2015-16		9494	13740	432156	715668	35228	70	68352	16068	630	90408	125330	14869
2015	Oct	1972	498	141766	61156	5275	0	10260	0	0	6931	9659	327
	Nov	1032	1177	34923	51601	5629	0	7053	3205	0	2849	11361	623
	Dec	830	656	37849	89473	3010	0	2709	3305	0	9405	13712	1532
2016	Jan	1375	948	34660	84768	2672	0	2360	0	0	9029	12856	1555
	Feb	1226	1433	40617	69148	1366	70	6827	0	0	8454	14020	1459
	Mar	524	1811	36575	45229	2690	0	5854	0	0	8347	8349	1165
	Apr	497	1345	41091	41184	2229	0	5626	0	0	9401	11634	1072
	May	240	1394	40838	60733	1468	0	10313	4779	0	9665	11037	1754
	Jun	178	1531	38460	67576	1844	0	8157	4779	0	5614	5044	2371
	Jul*	85	1918	28824	81230	46	66	11005	3781	250	5543	7710	2311
	Aug*	53	432	17416	38734	3914	93	3002	0	300	10016	11805	1113
	Sep*	810	2171	25757	49268	4619	0	4285	0	80	5623	3454	393
	Oct*	1342	498	59124	47291	5083	0	10260	0	0	9729	5651	2341

* = Provisional

Source: Provincial Directorates of Mines & Minerals Punjab, Sindh, KPK, Balochistan & FATA.

4. HEALTH

4.1(a) Monthly Immunization Coverage Number of doses administered (0-11 months)children during 2016

Month(s)	BCG	OPV-0	OPV-1	OPV-2	OPV-3	IPV
Jan	502176	421923	482507	444166	435668	318011
Feb	501766	413988	493864	461716	444755	325668
Mar	477669	395338	514010	483116	468293	135388
Apr	434759	345506	487500	469752	458076	383000
May	477845	383307	463197	454765	448184	384468
Jun	485199	406100	459171	437573	440649	323577
Jul	517983	417244	452952	420047	417139	139067
Aug	584477	480317	514808	454009	439116	397844
Sep	544218	461179	519165	447044	418414	379667
Oct	587619	475739	544732	482084	457840	417560
Nov	556397	454144	531298	491901	466946	183883
Dec						
Total	5670108	4654785	5463204	5046173	4895080	3388133

Contd.

4.1(a) Monthly Immunization Coverage
Number of doses administered (0-11 months)children during 2016

Month(s)	Pentava- lent-1	Pentava- lent-2	Pentava- lent-3	Pneumo-1	Pneumo-2	Pneumo-3	Measles-1
Jan	482382	446002	435745	479952	444436	433313	427483
Feb	495984	461544	444500	496368	460891	444380	427130
Mar	510722	483235	467957	512934	483067	468566	461428
Apr	486576	468801	457099	480384	469024	458212	478804
May	463155	454014	448476	458927	452398	447285	470102
Jun	453709	432442	434784	449504	430426	445263	455854
Jul	452709	419762	417886	452529	419182	415925	439865
Aug	514502	453716	438945	511882	452229	438879	497877
Sep	513822	447162	418468	485792	445384	416729	463259
Oct	523256	482947	457930	521559	468343	457068	515946
Nov	521238	491590	466449	518855	490420	466699	409604
Dec							
Total	5418055	5041215	4888239	5368686	5015800	4892319	5047352

Source : National Institute of Health, Islamabad.

4.1(b) Monthly Immunization Coverage
Number of doses administered (12-23 Months) children during 2016

Month	BCG	OPV-1	OPV-2	OPV-3	Pentava- lent-1	Pentava- lent-2	Pentava- lent-3	Pneumo-1	Pneumo-2	Pneumo- 3	Measles-2
Jan	291	21	24	35	21	24	35	3	0	0	350935
Feb	874	734	569	678	734	569	731	6	4	3	370272
Mar	96	1617	1133	1100	1596	1118	1088	2	2	2	402196
Apr	77	971	859	988	971	859	988	2	6	6	405756
May	32	927	748	747	927	748	747	0	2	6	334602
Jun	157	553	522	463	554	522	463	0	2	3	380459
Jul	182	984	522	376	981	522	376	42	4	0	355639
Aug	558	1146	813	712	1146	813	712	0	0	0	411009
Sep	1	3440	2996	2804	1189	800	663	0	0	0	416482
Oct	3	875	590	468	875	590	468	0	0	0	0
Nov	15	475	202	195	475	202	195	0	0	0	0
Dec											
Total	2286	11743	8978	8566	9469	6767	6466	55	20	20	3427350

BCG = Bacillus of Chalmette and Guerin
 OPV = Oral Polio Vaccine

Source : National Institute of Health, Islamabad.

**4.1(c) Monthly Immunization Coverage
Number of TT doses administered to women during 2016**

MONTH	Pregnant Women					Childbearing age women				
	TT1	TT2	TT3	TT4	TT5	TT1	TT2	TT3	TT4	TT5
Jan	359337	308399	30488	8007	4193	17768	12649	8592	2335	1118
Feb	369976	309473	29053	7521	5152	30247	21205	13193	4435	1702
Mar	395273	332035	31001	8270	4688	20380	14121	9446	2959	1385
Apr	403705	331730	32830	8548	5244	21852	14759	10140	2754	1409
May	392876	337203	31296	9544	5226	13024	10499	4658	1792	1031
Jun	371455	327327	36481	8451	4411	9038	7233	3428	1477	875
Jul	362664	315602	32652	7639	4379	54270	39893	12650	3889	1898
Aug	413343	337881	35849	8032	5414	74865	49468	14778	4340	2218
Sep	367339	334247	32516	7042	3952	54815	46513	11966	3581	2029
Oct	388150	334881	35049	8783	4943	19417	13192	10825	2933	1483
Nov	375407	337290	36366	7909	4745	16924	13210	9447	2659	1410
Dec										
Total	4199525	3606068	363581	89746	52347	332600	242742	109123	33154	16558

TT = Tetanus Toxioid

Source : National Institute of Health, Islamabad.

4.2 Monthly Report on HIV Treatment Centres September, 2016

S. No	Centre Name	Male		Female		Children		Transgender		Total	Total on ART
		Total	On ART	Total	On ART	Total	On ART	Total	On ART		
Federal											
1	PIMS, Islamabad	2055	983	384	271	44	45	7	5	2490	1304
2	CMH, Rawalpindi	26	26	0	0	0	0	0	0	26	26
Punjab											
3	Mayo Hospital, Lahore	777	437	89	65	6	1	28	7	900	510
4	Services Hospital, Lahore	335	236	131	106	32	8	0	0	498	350
5	Peaditric Unit, Services Hospital, Lahore	0	0	0	0	264	169	0	0	264	169
6	Shaukat Khanum Hospital, Lahore	279	252	183	156	17	1	0	0	479	409
7	Jinnah Hospital, Lahore	1160	672	251	162	0	0	48	30	1459	864
8	DHQ Hospital, Sargodha	530	184	57	29	13	4	0	0	600	217
9	DHQ Hospital, D.G Khan	1623	1259	350	264	55	55	4	3	2032	1581
10	Allied Hospital, Faisalabad	1083	878	105	94	0	0	1	1	1189	973
11	Aziz Bhatti Hospital, Gujrat	710	471	223	237	0	0	0	0	933	708
Sindh											
12	Civil Hospital, Karachi	3799	1666	320	233	27	0	58	23	4204	1922
13	Peaditric Unit, Civil Hospital, Karachi	0	0	0	0	103	61	0	0	103	61
14	Indus Hospital, Karachi	486	264	103	61	0	0	7	5	596	330
15	Aga Khan Hospital, Karachi	0	0	0	0	46	34	0	0	46	34
16	Chanka Medical College Hospital, Larkana	1046	784	237	199	16	4	30	24	1329	1011
Khyber Pakhtunkhwa											
17	Hayatabad Medical Complex, Peshawar	1711	1243	517	400	86	45	5	5	2319	1693
18	KDA Hospital, Kohat	212	153	100	82	15	10	0	0	327	245
Balochistan											
19	Bolan Medical Complex, Quetta	307	196	70	55	10	9	3	0	390	260
20	ART Center, Turbat	177	96	25	18	8	3	0	0	210	117
Total		16316	9800	3145	2432	742	449	191	103	20394	12784

Source:- National Aids Control Programme, NIH, Islamabad.

4.3(a) Registered Veterinary Medical Practitioners with PVMC- 2016

RVMP Registration for the year of 2016	Male	Female	D.V.M	M.Sc	M.Phil	Ph.D	Total
Jan	58	10	68	Nil	Nil	Nil	68
Feb	98	10	107	Nil	Nil	1	108
Mar	100	10	110	Nil	Nil	Nil	110
Apr	30	3	32	1	Nil	Nil	33
May	61	5	66	Nil	Nil	Nil	66
Jun	34	2	36	Nil	Nil	Nil	36
Jul	10	2	12	Nil	Nil	Nil	12
Aug	203	41	244	Nil	Nil	Nil	244
Sep	107	21	128	Nil	Nil	Nil	128
Oct	155	18	173	Nil	Nil	Nil	173
Nov	78	9	87	Nil	Nil	Nil	87
Dec							
Total	934	131	1063	1	Nil	1	1065

Total RVMP Registered since 1st January 2016 to 30th November 2016=1065
Total RVMP Registered since 30th May 2000 to 30th November 2016= 11187

Source:- Pakistan Veterinary Medical Council, Islamabad.

4.3(b) Registered Animal Husbandry Graduate With PVMC- 2016

RVMP Registration for the year of 2016	Male	Female	B.Sc. (Hons) A.H	M.Sc.	Ph.D	Total
Jan	Nil	Nil	Nil	Nil	Nil	Nil
Feb	Nil	Nil	Nil	Nil	Nil	Nil
Mar	Nil	Nil	Nil	Nil	Nil	Nil
Apr	Nil	Nil	Nil	Nil	Nil	Nil
May	Nil	Nil	Nil	Nil	Nil	Nil
Jun	Nil	Nil	Nil	Nil	Nil	Nil
Jul	Nil	Nil	Nil	Nil	Nil	Nil
Aug	Nil	Nil	Nil	Nil	Nil	Nil
Sep	Nil	Nil	Nil	Nil	Nil	Nil
Oct	3	Nil	1	2	Nil	3
Nov	Nil	Nil	Nil	Nil	Nil	Nil
Dec						
Total	3	Nil	1	2	Nil	3

4.4 Tuberculosis Report (FTI) (Jul-Sep, 2016)

Provinces/Regions	TB Cases NSS+	CDR SS+**	TB All Types			CDR Total	% Treatment Success Rate* (TSR)
			Male	Female	Total		
Punjab	20070	57	27049	25522	52571	79	NA
Sindh	7563	48	8589	7735	16324	55	NA
K.P.K	3539	39	5654	6010	11664	68	NA
Balochistan	1026	29	1160	1383	2543	38	NA
F.A.T.A	321	20	546	505	1051	35	NA
Gilgit Baltistan	71	15	395	519	914	105	NA
AJK	456	24	684	680	1364	38	NA
ICT	139	34	314	266	580	74	NA
Pakistan	33185	49	44391	42620	87011	68	NA

CDR : Case Deduction Rate
SS+ Sputum Smear Positive

* Available One Year Lag

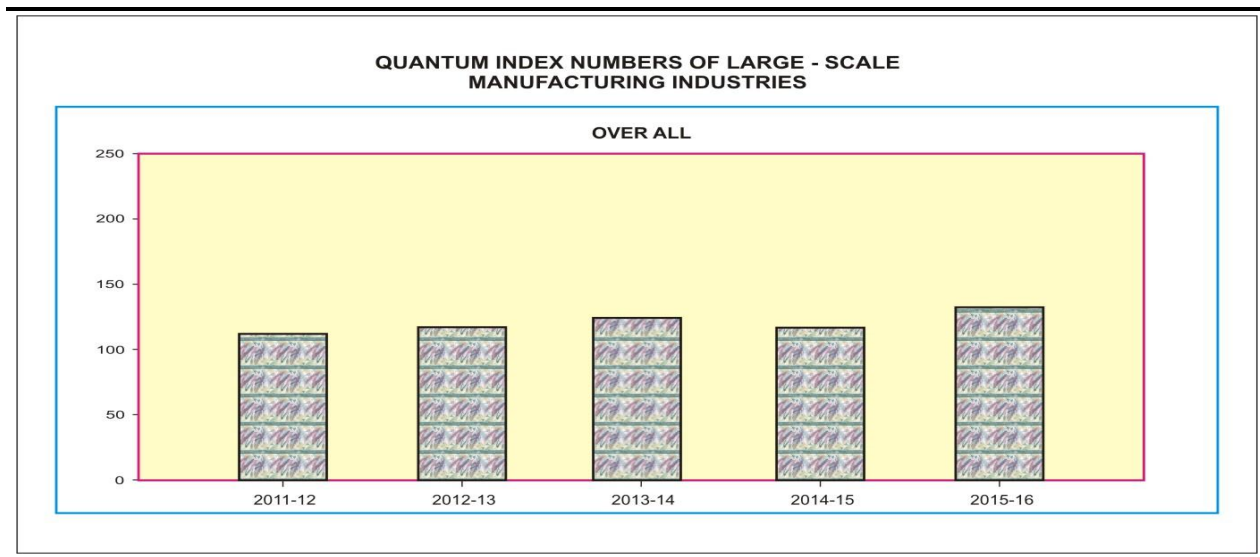
** Based on revised WHO estimates.

Source: National TB Control Programme NIH, Islamabad.

5. MANUFACTURING

5.1 Quantum Index Numbers of Large-Scale Manufacturing Industries

Year/month	Manufacturing (Over all)	Selected Items						
		Vegetable Ghee	Tea Blended	Cigarettes	Cotton Yarn	Cotton Cloth	Jute Goods	Paper & Board
(2005-06=100)								
2011-12	112.44	95.76	118.91	96.60	116.03	113.23	90.03	116.64
2012-13	117.35	98.88	141.83	105.05	120.16	113.86	98.39	135.35
2013-14	123.68	102.92	160.00	100.54	130.52	114.64	97.34	150.82
2014-15	117.04	102.75	184.39	97.71	131.94	114.73	90.32	150.24
2015-16	132.00	107.47	217.64	83.45	131.94	114.98	52.99	134.38
2015 Oct	124.32	109.49	213.53	75.23	134.15	115.44	70.53	147.61
Nov	123.69	105.39	232.75	72.93	133.89	114.85	69.39	127.76
Dec	140.65	109.28	237.15	69.36	133.92	114.98	61.24	112.40
2016 Jan	153.45	110.29	243.23	116.75	133.99	115.05	44.85	146.61
Feb	145.03	106.45	231.23	109.34	132.50	114.32	35.19	152.12
Mar	156.38	109.50	229.09	113.34	133.21	114.85	30.79	147.92
Apr	130.00	107.66	204.66	124.98	133.89	114.58	39.79	144.43
May	125.89	106.05	207.51	68.37	134.11	115.05	38.44	120.22
Jun	122.59	107.70	201.02	5.54	133.92	114.18	36.31	139.72
Jul	118.97	103.48	220.28	33.17	134.12	115.58	30.77	118.30
Aug	125.76	106.08	228.21	63.60	133.98	115.71	36.10	121.32
Sep	124.67	108.62	230.68	43.71	134.32	115.78	31.95	140.51
Oct	127.16	117.64	230.68	146.42	134.58	115.58	47.88	140.60



Contd.

5.1 Quantum Index Numbers of Large-Scale Manufacturing Industries

Year/month	Selected Items					
	Cement	Auto Mobile	Fertilizers			
			Nit Fertilizer	Phos Fertilizer	Total	
(2005-2006=100)						
2011-12	159.22	107.31	93.91	121.21	96.37	
2012-13	167.29	93.54	88.40	133.94	92.49	
2013-14	169.24	91.15	104.81	137.52	107.75	
2014-15	173.37	112.59	108.90	150.60	112.66	
2015-16	190.92	130.74	125.14	159.37	128.22	
2015	Oct	171.82	133.84	133.38	179.99	137.57
	Nov	204.40	134.00	125.39	162.70	128.75
	Dec	202.78	126.98	125.59	170.03	129.59
2016	Jan	191.86	143.11	118.53	99.45	116.81
	Feb	195.09	113.47	118.95	153.51	122.06
	Mar	211.05	133.79	128.32	154.88	130.71
	Apr	210.67	138.47	127.71	154.41	130.11
	May	212.09	139.20	119.95	159.46	123.51
	Jun	193.34	122.65	131.13	152.66	133.06
	Jul	153.85	115.72	131.54	153.47	133.52
	Aug	204.27	150.36	133.95	180.68	138.15
	Sep	187.27	132.60	135.83	178.81	139.70
	Oct	206.85	143.27	130.16	185.46	135.14

Source: (i) Provincial Bureau of Statistics
(ii) M/o. Industries & Production

5.2 Production of Manufacturing Items

Year / Month	Vegetable Ghee (i)		Sugar (i)		Tea Blended (ii)		
	No. of reporting factories	Production (Tonnes)	No. of reporting factories	Production (Tonnes)	No. of reporting factories	Production (Tonnes)	
2011-12	87	1102861	78	4634093	5	75628	
2012-13	87	1138754	78	5073501	5	90201	
2013-14	87	1185215	78	5582353	5	101758	
2014-15	87	1184760	78	5149776	5	117270	
2015-16	87	1237655	78	5114899	5	138422	
2015	Oct	94	105079	84	0	10	12271
	Nov	94	101141	84	8148	10	12326
	Dec	94	104879	84	916583	10	12569
2016	Jan	94	105848	84	1441722	10	12891
	Feb	94	102164	84	1157607	10	12255
	Mar	94	105083	84	1425593	10	12142
	Apr	94	103322	84	132455	10	10847
	May	94	101777	84	32791	10	10998
	Jun	94	101359	84	0	10	10654
	Jul	94	99307	84	0	10	11675
	Aug	94	101807	84	0	10	12095
	Sep	94	104239	84	0	10	12226
	Oct	94	102658	84	0	10	12207

Contd.

5.2 Production of Manufacturing Items

Year/month	Beverages (i)		Cigarettes (ii)		
	No. of reporting factories	Production (000 litres)	No. of reporting factories	Production (Million Nos.)	
2011-12	53	1491978	14	65403	
2012-13	53	2078683	14	67377	
2013-14	53	2551646	14	64482	
2014-15	48	2955748	7	62667	
2015-16	48	2790576	7	53522	
2015	Oct	48	269117	7	4021
	Nov	48	184941	7	3898
	Dec	48	159004	7	3707
2016	Jan	48	163224	7	6240
	Feb	48	208576	7	5844
	Mar	48	262459	7	6058
	Apr	48	307707	7	6680
	May	48	338240	7	3654
	Jun	48	3326184	7	296
	Jul	48	365984	7	1773
	Aug	48	384295	7	6699
	Sep	48	346115	7	2336
	Oct	48	314748	7	3971

* In the new base 2005-06 Beverages has been replaced by soft drinks, juices, syrups and squashes and liquors.

Source: (i) Provincial Bureaus of Statistics
(ii) M/o. Industries & Production

Contd.

5.2 Production of Manufacturing Items

Year/Month	No. of reporting factories	Cotton Textiles (Mills sector)												
		Capacity installed			Capacity worked			Spindle hours worked (Mn. No.)	Looms hours worked (Mn.No.)	Rotors hours worked (Mn.No.)	Consumption of Raw Cotton (Tonnes)	Total Yarn Production (Tonnes)	Surplus Yarn (Tonnes)	Total Production of Cloth(000) (Sq.m)
		No. of Spindles (000)	No. of Looms (000)	No. of Rotors (000)	No. of Spindles (000)	No. of Looms (000)	No. of Rotors (000)							
2011-12	433	11762392	7170	196514	10660925	4900	138775	6401.01	2	40	2964350	2954630	2857.29	1023350
2012-13	447	11945958	7723	213892	10871886	4899	150034	6425.1	2	41	-	3059976	2960.87	1029090
2013-14	411	13184340	7934	185387	10998890	5890	125420	6601.98	2	41	-	3323655	3222.13	1036100
2014-15	411	13184340	7934	185387	11057945	5234	113323	6559.47	2	41	-	3359978	3358.35	1036950
2015-16	411	13409420	8188	187259	11263025	5488	115041	6266	2	46	-	3397339	3301.64	1039183
2015 Oct	411	13184340	7934	185387	10001567	4826	108009	6451	2	41	-	284685	276	86950
Nov	411	13184340	7934	185387	10085159	4910	108230	6504	2	41	-	284135	275.45	86500
Dec	411	13184340	7934	185387	10169735	4940	108221	6559	2	41	-	284185	275.5	86600
2016 Jan	411	13184340	7934	185387	10171194	4914	106054	6560	2	40	-	284335	275.65	86650
Feb	411	13184340	7934	185387	10185399	4905	106493	6569	2	40	-	281185	272.5	86100
Mar	411	13184340	7934	185387	10232372	5143	109180	6599	2	41	-	282685	274	86500
Apr	411	13184340	7934	185387	10521694	5248	111522	6786	2	42	-	284135	275	86300
May	411	13409420	8188	187259	10673326	5421	113645	5627	2	45	-	284585	275	86650
Jun	411	13409420	8188	187259	11263025	5488	115041	6266	2	46	-	284185	276	86000
Jul	411	13409420	8188	187259	11263025	5488	115041	6266	2	46	-	284623	276	87050
Aug	411	13409420	8188	187259	11263025	5488	115041	6266	2	46	-	284315	274	87150
Sep	411	13409420	8188	187259	11263025	5488	115041	6266	2	46	-	285050	276	87200
Oct	411	13409420	8188	187259	11263025	5488	115041	6266	2	46	-	285575	276	87000

Source: Textile Commissioner Organization Karachi

Contd.

5.2 Production of Manufacturing Items

Year / Month	Cotton Cloth (Mills Sector) (Thousand square metres)															Grand Total
	Fine					Medium					Coarse					
	Grey	Blea-ched	Dyed & Printed	Blen-ded	Total	Grey	Blea-ched	Dyed & Printed	Blend-ed	Total	Grey	Blea-ched	Dyed & Printed	Blend-ed	Total	
2011-12	332778	34566	80544	43324	491212	115062	51629	180058	4842	351591	116798	21582	37534	5542	181456	1024259
2012-13	330442	41820	85695	40890	498847	119658	53870	173116	4551	351195	115010	34699	23524	5815	179048	1029090
2013-14	331866	42582	88206	41322	503976	122718	55810	172038	6834	357400	116574	30150	18442	9558	174724	1036100
2014-15	331986	42702	88326	41442	504456	122838	55834	172146	7266	358084	116706	29154	18058	10492	174410	1036950
2015-16	330299	42661	89152	39786	501898	119252	53055	169712	6827	348846	119286	33650	22722	12781	188439	1039183
2015 Oct	27710	3603	7405	3498	42216	10285	4701	14385	650	30021	9770	2475	1552	926	14723	86960
Nov	27672	3565	7367	3460	42064	10247	4663	14347	612	29869	9732	2433	1514	888	14567	86500
Dec	27678	3577	7379	3472	42106	10262	4669	14353	618	29902	9739	2439	1520	894	14592	86600
2016 Jan	27681	3580	7382	3475	42118	10265	4672	14356	621	29914	9752	2442	1523	901	14618	86650
Feb	27634	3533	7335	3428	41930	10218	4625	14309	574	29726	9705	2409	1476	854	14444	86100
Mar	27734	3613	7369	3480	42196	10263	4647	14351	596	29857	9715	2419	1486	827	14447	86500
Apr	27751	3596	7352	3463	42162	10246	4625	14328	579	29778	9698	2397	1465	800	14360	86300
May	27785	3603	7386	3482	42256	10278	4669	14345	589	29881	9725	2431	1506	851	14513	86650
Jun	27718	3556	7294	3440	42008	10181	4618	14280	557	29636	9668	2404	1465	819	14356	86000
Jul	27885	3598	7392	3494	42369	10299	4666	14482	620	30067	9761	2444	1517	892	14614	87050
Aug	27952	3599	7431	3477	4259	10293	4659	14494	632	30078	9780	2437	1526	870	14613	87150
Sep	27969	3607	7439	3495	42510	10306	4672	14521	615	30114	9793	2425	1512	846	14576	87200
Oct	27986	3590	7422	3478	42476	10289	4650	14498	598	30035	9776	2403	1491	819	14489	87000

Source: Textile Commissioner's Organization, Karachi.

Contd.

5.2 Production of Manufacturing Items

Year / month	No. of reporting factories	Jute Textiles									
		Capacity installed		Capacity worked		Production (Tonnes)				Raw Jute consumed (Bales)	
		No. of Spindles	No. of Looms	No. of Spindles	No. of Looms	Total	Hessian	Sacking	Others		
2011-12	8	36172	1851	25085	972	94087	15960	67138	10989	44661	
2012-13	10	36392	1755	23759	974	102820	12748	77188	12884	57118	
2013-14	10	24200	1091	20185	880	101722	15142	71339	15241	41582	
2014-15	10	24544	1092	20607	847	94392	13126	64840	16426	40107	
2015-16	10	24272	1134	8186	569	55377	13473	30027	11877	33205	
2015	Oct	10	24272	1108	20521	800	6142	1285	3331	1526	37681
	Nov	10	24272	1108	20205	799	6043	1248	3296	1499	37185
	Dec	10	24272	1134	20202	816	5333	1383	2829	1121	37158
2016	Jan	10	24272	1134	19699	825	3906	1381	1646	879	24946
	Feb	10	24272	1134	12440	601	3065	1162	1351	552	16715
	Mar	10	24272	1134	12976	568	2681	981	1064	636	36087
	Apr	10	24272	1134	7415	534	3465	760	1535	1170	35243
	May	10	24272	1134	7564	523	3348	770	1858	720	38267
	Jun	10	24272	1134	8186	569	3162	971	1539	652	33205
	Jul	10	24272	1134	7871	520	2680	771	1354	555	41224
	Aug	10	24272	1134	7411	509	3144	977	1308	859	35874
	Sep	10	24272	1134	8308	513	2782	685	1209	888	21162
	Oct	10	24272	1134	9318	539	7360	2436	4323	601	27330

Source: Pakistan Jute Mills Association, Lahore.

Contd.

5.2 Production of Manufacturing Items

Year/month	Paper		Paper Board		
	No. of reporting factories	Production (Tonnes)	No. of reporting factories	Production (Tonnes)	
2011-12	19	246342	12	283025	
2012-13	19	232361	12	381938	
2013-14	19	218655	12	465845	
2014-15	36	203994	21	415657	
2015-16	36	232982	21	376874	
2015	Oct	36	21161	21	34667
	Nov	36	17462	21	30859
	Dec	36	19698	21	22811
2016	Jan	36	18074	21	37374
	Feb	36	22046	21	35486
	Mar	36	19361	21	36581
	Apr	36	22019	21	32605
	May	36	18120	21	27346
	Jun	36	19777	21	33065
	Jul	36	16203	21	28539
	Aug	36	15343	21	30448
	Sep	36	18118	21	33500
	Oct	36	19114	21	33521

5.2 Production of Manufacturing Items

Year / month	Chemicals (Tonnes)					
	No. of reporting factories	Soda Ash (i)	Caustic Soda (i)	Sulphuric Acid (ii)	Chlorine Gas (ii)	
2011-12	2	370743	179097	100403	15770	
2012-13	2	409148	167465	85348	14960	
2013-14	2	437106	183952	70229	17355	
2014-15	2	469507	225250	75031	16560	
2015-16	2	36553	20356	10680	1381	
2015	Oct	2	39541	17631	6004	1427
	Nov	2	40898	18118	6117	1421
	Dec	2	42260	14014	5767	1418
2016	Jan	2	40618	16390	4982	1364
	Feb	2	31354	15248	4728	1350
	Mar	2	38098	19890	5059	1338
	Apr	2	40742	21044	5092	1216
	May	2	41927	22988	5006	1464
	Jun	2	40234	19250	4917	1490
	Jul	2	38962	16490	4381	1287
	Aug	2	40376	15117	5708	1287
	Sep	2	39575	16606	10587	1539
	Oct	2	41149	19382	5522	1420

Source:- (i) Provincial Bureaus of Statistics
(ii) M/o. Industries & Production.

Contd.

5.2 Production of Manufacturing Items

Year/ month	Chemical Fertilizers (Tonnes) (i)						Paints & Varnishes Solid(ii)		Paints & Varnishes Liquid (ii)	
	No. of reporting factories	Urea	Super Phosphate	Ammonium Nitrate	Nitro Phosphate	DI.Amm. Phosphate	No. of reporting factories	Production (Tonnes)	No. of reporting factories	Production (000 Ltrs.)
2011-12	11	4470662	114727	432290	337624	622649	-	23026	-	38371
2012-13	11	4215088	79304	401270	291922	729917	22	28048	20	40528
2013-14	11	4930283	87754	519104	447168	693142	22	37236	20	43077
2014-15	11	5073083	63583	569182	501901	754853	22	48631	20	54028
2015-16	11	5846881	69484	647351	594633	787578	22	53531	20	56446
2015 Oct	14	506885	7281	66803	61677	69942	22	4323	20	4847
Nov	14	498904	7712	45114	33691	71054	22	4628	20	4851
Dec	14	469338	3218	72452	65810	65323	22	4055	20	4750
2016 Jan	14	444915	2928	70534	60717	30048	22	4510	20	4926
Feb	14	457990	9504	58519	49746	61555	22	4264	20	4759
Mar	14	516554	0	41068	36929	70855	22	4117	20	4497
Apr	14	515892	7192	38269	34901	68811	22	4572	20	4729
May	14	482567	7675	38834	36080	72143	22	4750	20	4495
Jun	14	528501	6041	39193	34159	66838	22	4862	20	4480
Jul	14	528371	5438	41867	37724	67320	22	4149	20	4282
Aug	14	511799	5636	64118	63945	71480	22	4399	20	4594
Sep	14	721561	518536	63733	65625	69635	22	4371	20	4618
Oct	14	496943	13348	61849	62133	72207	22	4248	20	4493

Source: (i) Provincial Bureau of Statistics.
(ii) M/o. Industries & Production.

Contd.

5.2 Production of Manufacturing Items

Year/Month	No. of Reporting Refineries	Petroleum Products (000 Ltrs.)											
		Jet Fuel	Kerosene	Motor Spirit	High Speed Diesel	Diesel Oil N.O.S.	Furnace Oil	Lubricating Oil	Jute Batching Oil	Solvent-Neptha	L.P.G.	Petroleum Products N.O.S.	Total Petroleum Products
2011-12	4	890346	156877	1687118	3828574	30230	2282991	234177	3526	923630	341611	264025	10643104
2012-13	4	936028	179871	2056737	4583975	40041	2777820	224823	3489	898671	420457	272492	12394404
2013-14	4	995514	175699	2171499	5088237	60893	3041178	224608	2789	1008195	380597	279584	13428792
2014-15	4	1032079	218450	2195500	5327291	56827	3121192	209475	2666	1382571	382403	296135	1422589
2015-16	4	1080694	183786	2215728	5235662	34949	3079585	233192	1758	1242104	441357	410817	14159638
2015 Oct	4	88841	9855	198946	454435	3628	304349	20081	219	105934	34386	37307	1257982
Nov	4	88147	12836	193232	433872	3036	249841	20455	123	97235	35582	36623	1172804
Dec	4	99518	16616	194290	464865	2717	288771	19738	163	103605	43794	34505	1268583
2016 Jan	4	89930	13699	151133	388182	3108	262127	21000	82	99283	38599	27148	1094291
Feb	4	87751	11947	162245	404480	1974	242229	19556	230	99512	38614	33319	1101856
Mar	4	101968	11544	179163	411239	2632	238961	17652	0	108985	40188	31282	1143615
Apr	4	96042	14523	177547	416174	990	214954	17459	191	105466	38208	34914	1116469
May	4	70225	14895	177155	396598	1566	220148	21426	169	48452	34581	39375	1060590
Jun	4	96825	15220	195946	468346	1923	239270	19011	67	107952	39350	35668	1219578
Jul	4	95771	8879	206863	466087	1520	290128	18784	134	88902	32079	22568	1231715
Aug	4	87984	14527	187747	446584	1966	249833	19028	192	282	38267	34188	1080593
Sep	4	97442	12692	203790	484917	1322	281489	19876	7	95404	39471	28355	1264765
Oct	4	103891	17156	211330	449356	3207	287227	18080	289	84021	41225	37461	1253244

Source:- Oil Companies Advisory Committee.

Contd.

5.2 Production of Manufacturing Items

Year/month	Manufacture/Assembly of Automobiles (Nos.) (i)							Bicycles (ii)		
	Cars	Jeeps (4x4)	Light commercial vehicles	Trucks	Buses	Motor Cycles	Tractors	No. of reporting factories	Production (Nos.)	
2011-12	154255	451	20929	2597	568	1649532	48152	5	262096	
2012-13	120332	1475	14517	1923	522	1675071	50871	5	232979	
2013-14	116281	1217	17477	2674	559	1728137	34524	5	203669	
2014-15	152524	1109	28189	4039	575	1777251	48883	3	210931	
2015-16	179944	773	35836	5666	1070	2071123	34914	3	198736	
2015	Oct	15615	54	3587	353	109	173803	2418	3	16002
	Nov	15879	69	3780	399	94	165881	2517	3	17039
	Dec	15887	44	3578	447	74	157921	813	3	16859
2016	Jan	17333	73	4313	505	70	183060	1418	3	16466
	Feb	11908	53	1722	583	95	163919	3124	3	16816
	Mar	15312	41	2071	526	82	175384	4336	3	17075
	Apr	15464	50	1989	538	120	181225	4673	3	16746
	May	15135	26	2114	587	128	184888	4735	3	17200
	Jun	12278	76	2204	601	76	187825	3564	3	17630
	Jul	12491	59	1990	512	115	169879	2067	3	14467
	Aug	16733	82	2798	686	139	208078	2717	3	14467
	Sep	14435	78	2230	600	118	194178	2453	3	15940
	Oct	15312	0	1477	652	120	213270	4225	3	15909

Source:- (i) Provincial Bureau of Statistics
(ii) M/o. Industries & Production

Contd.

5.2 Production of Manufacturing Items

Year/month	Steel Products (Tonnes) (i)						
	Coke	Pig iron	Billets	H.R. sheets/ strips/plates/ coils	C.R. sheets/ strips/plates/ coils	Galvanized sheets	
2011-12	192876	249135	1616403	180087	25910	0	
2012-13	203359	201489	1638501	136823	14885	0	
2013-14	31924	89433	2128300	57114	4131	0	
2014-15	275777	265478	2730992	127028	2848	0	
2015-16	57394	1509	3183258	0	0	0	
2015	Oct	11369	0	236000	0	0	0
	Nov	0	0	260000	0	0	0
	Dec	0	0	255000	0	0	0
2016	Jan	0	0	250000	0	0	0
	Feb	0	0	382000	0	0	0
	Mar	0	0	349000	0	0	0
	Apr	0	0	257000	0	0	0
	May	0	0	260000	0	0	0
	Jun	0	0	250000	0	0	0
	Jul	0	0	273000	0	0	0
	Aug	0	0	290000	0	0	0
	Sep	0	0	280000	0	0	0
	Oct	0	0	285000	0	0	0

5.2 Production of Manufacturing Items

Year/Month	Cycle Tyres (i)		Cycle Tubes (i)		Motor tyres (i)		Motor tubes (i)		Cement (ii)		
	No. of reporting factories	Production (000 Nos.)	No. of reporting factories	Production (000 Nos.)	No. of reporting factories	Production (000 Nos.)	No. of reporting factories	Production (000 Nos.)	No. of reporting factories	Production (000 MT)	
2011-12	10	3431	10	6846	8	7011	8	20338	23	29557	
2012-13	10	3429	10	7746	8	7864	8	20269	23	31055	
2013-14	10	4038	10	8061	8	8802	8	20825	23	31418	
2014-15	10	4633	10	8391	8	9058	8	22001	23	32185	
2015-16	10	4233	10	7282	8	9724	8	24528	23	35442	
2015	Oct	10	381	10	633	8	786	8	1985	23	2658
	Nov	10	378	10	630	8	807	8	2016	23	3104
	Dec	10	369	10	619	8	800	8	2014	23	3137
2016	Jan	10	372	10	630	8	812	8	2014	23	2968
	Feb	10	362	10	638	8	797	8	2016	23	3018
	Mar	10	347	10	638	8	799	8	2016	23	3265
	Apr	10	342	10	621	8	802	8	2015	23	3259
	May	10	330	10	609	8	831	8	2037	23	3281
	Jun	10	348	10	589	8	801	8	2111	23	2991
	Jul	10	315	10	562	8	821	8	2065	23	2380
	Aug	10	315	10	562	8	867	8	2074	23	3160
	Sep	10	342	10	649	8	812	8	2080	23	2897
	Oct	10	348	10	639	8	816	8	2074	23	3200

Source:(i) Provincial Bureaus^s of Statistics.
(ii) M/o. Industries & Production.

Contd.

5.2 Production of Manufacturing Items

Year/month	No. of Reporting Factories	Electric Bulbs (iii) Production (000 Nos.)	No. of Reporting Factories	Electric Tubes (iii) Production (000 Metres)	
2011-12	6	78981	2	1266	
2012-13	6	79743	0	0	
2013-14	6	75106	0	0	
2014-15	7	64623	0	0	
2015-16	7	68635	0	0	
2015	Oct	7	4498	0	0
	Nov	7	5257	0	0
	Dec	7	4673	0	0
2016	Jan	7	4575	0	0
	Feb	7	6055	0	0
	Mar	7	5361	0	0
	Apr	7	5341	0	0
	May	7	9563	0	0
	Jun	7	9263	0	0
	Jul	7	9161	0	0
	Aug	7	5869	0	0
	Sep	7	5610	0	0
	Oct	7	5526	0	0

Source: Provincial Bureaus of Statistics.

Contd.

5.2 Production of Manufacturing Items

Year/Month		Sewing Machines		Electric Motors		Electric Transformers		T.V. Sets	
		No. of reporting factories	Production (Nos.)	No. of reporting factories	Production (Nos.)	No. of reporting factories	Production (Nos.)	No. of reporting factories	Production (Nos.)
2011-12		8	39603	19	9126	7	23683	9	268801
2012-13		8	32876	19	7539	7	26411	9	462938
2013-14		8	19834	19	9906	7	12175	9	42600
2014-15		8	19272	19	9013	7	24993	9	428164
2015-16		8	13465	19	7377	7	31628	9	453205
2015	Oct	8	1379	19	665	7	2199	9	31754
	Nov	8	1313	19	705	7	2302	9	41137
	Dec	8	1575	19	676	7	3369	9	37852
2016	Jan	8	690	19	518	7	1842	9	41407
	Feb	8	638	19	592	7	2581	9	40074
	Mar	8	738	19	607	7	3244	9	39784
	Apr	8	646	19	559	7	3334	9	38770
	May	8	960	19	578	7	3276	9	40392
	Jun	8	880	19	560	7	2957	9	37807
	Jul	8	873	19	640	7	2947	9	34466
	Aug	8	573	19	640	7	2971	9	34649
	Sep	8	486	19	753	7	11028	9	34801
	Oct	8	1824	19	639	7	1936	9	34846

Source: Provincial Bureaus of Statistics.

6. MONEY & CREDIT

6.1 Reserve Money

(Million Rupees)

Components	2011-12	2012-13	2013-14	2014-15	2015-16
A. Currency in Circulation	1673746	1,939,267	2177873	2554749	3333784
B. Cash in Tills	110055	110,867	139490	160299	229331
C. Other Deposits with SBP	8899	10,523	13147	15153	18756
D. Bank Deposits	396172	475,648	530746	413234	391760
Reserve Money (A+B+C+D)	2188872	2,536,305	2861256	3143436	3973631
Factor affecting Reserve Money (RM)					
A. Government Sector(1+2)	1727905	2235863	2432250	1958090	1430400
1. Budgetary Borrowings	1706008	2,212,823	2409794	1935691	1442243
2. Others	21897	23,040	22456	22399	-11843
B. Non-Govt. Sector (1+2+3)	284061	295,111	494563	397849	402348
1. Claims on Scheduled Banks (a+b+c+d+e)					
a. Agriculture Sector	288789	300,649	500041	403671	407364
b. Industrial Sector	52131	52,278	51923	52026	51758
c. Export Sector	42336	41,057	42833	39405	42321
d. Housing Sector	164768	177,756	160553	193124	204617
e. Others	--	--	--	--	--
	29554	29,557	244731	119116	108668
2. Claims on NBFIs	19187	18,537	18597	18252	19228
3. Special a/c debt Repayment	-23915	-24,075	-24075	-24075	-24244
C. Other Items (Net)	-211666	-128,620	-555023	58546	1107867
D. Net Domestic Assets (A+B+C)	1800300	2,402,354	2371790	2414485	2940615
E. Net Foreign Assets	388572	133,951	489467	728951	1033016
F. Reserve Money (D+E)	2188872	2,536,305	2861256	3143436	3973631

Contd.

6.1 Reserve Money

(Million Rupees)

Components	2015			2016
	Oct.	Nov.	Dec.	Jan.
A. Currency in Circulation	2864132	2888151	2880189	2943698
B. Cash in Tills	153566	153860	162846	157535
C. Other Deposits with SBP1	13567	13615	14543	15850
D. Bank Deposits	531694	526649	418754	525910
Reserve Money (A+B+C+D)	3562658	3582275	3476332	3642994
Factor Affecting Reserve Money (RM)				
A. Government Sector(1+2)	1614683	1593800	1480722	1557573
1. Budgetary Borrowings	1626689	1605888	1492849	1568140
2. Others	-12006	-12088	-12127	-10567
B. Non-Govt. Sector (1+2+3)	391345	391705	415632	419841
1. Claims on Scheduled Banks(a+b+c+d+e)	397821	397945	421729	426055
a. Agriculture Sector	51968	51965	51928	51832
b. Industrial Sector	36614	38053	37817	37551
c. Export Sector	196039	210062	229446	234133
d. Housing Sector	--	--	--	--
e. Others	113200	97865	102539	102539
2. Claims on NBFIs	17768	18005	18147	182029
3. Special a/c debt Repayment	-24244	-24244	-24244	-274244
C. Other Items (Net)	715348	752698	677884	799533
D. Net Domestic Assets (A+B+C)	2721376	2738204	2574238	2776948
E. Net Foreign Assets	841282	844072	902094	866046
F. Reserve Money (D+E)	3562658	3582275	3476332	3642994

Contd.

6.1 Reserve Money

(Million Rupees)

Components	2016			
	Feb.	Mar.	Apr.	May
A. Currency in Circulation	2987770	3012821	3026690	3151855
B. Cash in Tills	162250	163791	157318	160532
C. Other Deposits with SBP1	15801	15766	20138	18730
D. Bank Deposits	578729	383274	573553	573782
Reserve Money (A+B+C+D)	3744550	3575652	3777700	3904898
Factor Affecting Reserve Money (RM)				
A. Government Sector(1+2)	1452595	1384120	1780151	1548678
1. Budgetary Borrowings	1462767	1394284	1790483	1559032
2. Others	-10171	-10164	-10331	-10353
B. Non-Govt. Sector (1+2+3)	423351	417427	416472	403183
1. Claims on Scheduled Banks(a+b+c+d+e)	429415	422804	422053	408502
a. Agriculture Sector	51821	51787	51748	51748
b. Industrial Sector	37984	40086	39801	40756
c. Export Sector	224067	219107	218642	204099
d. Housing Sector	--	--	--	--
e. Others	115544	111824	111862	111899
2. Claims on NBFIs	18180	18867	18663	18925
3. Special a/c debt Repayment	-274244	-24244	-24244	-24244
C. Other Items (Net)	1004857	910268	745417	1019917
D. Net Domestic Assets (A+B+C)	2880803	2711814	2942041	2971779
E. Net Foreign Assets	863747	863838	835659	933119
F. Reserve Money (D+E)	3744550	3575652	3777700	3904898

Contd.

6.1 Reserve Money

(Million Rupees)

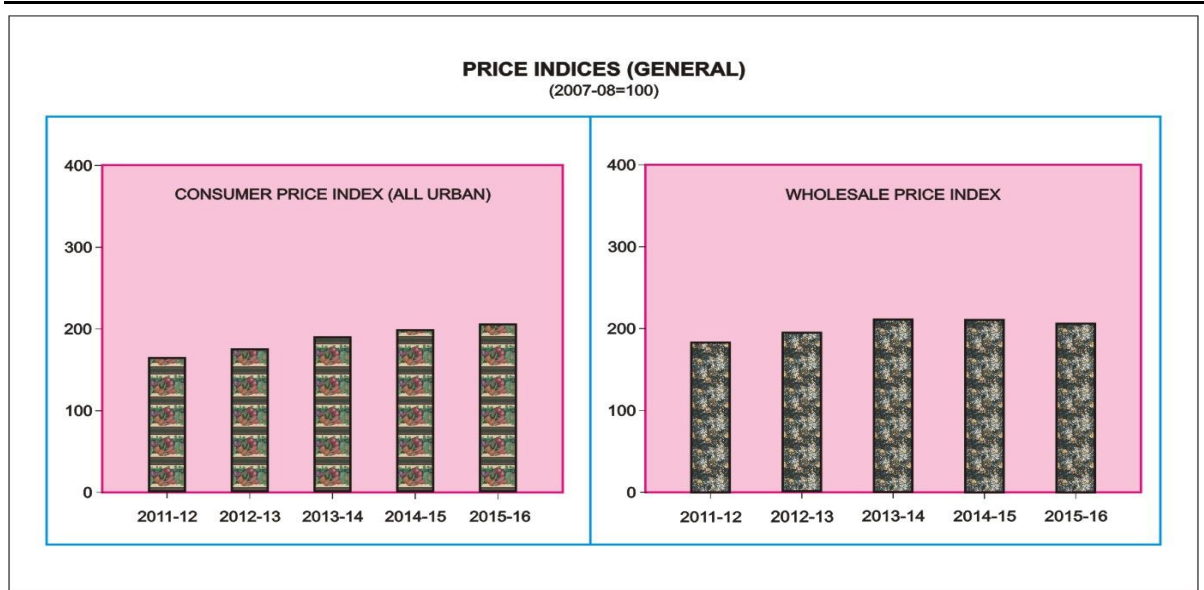
Components	2016				
	Jun. (r)	Jul. (p)	Aug. (p)	Sep. (p)	Oct. (p)
A. Currency in Circulation	3333784	3289255	3283592	3356716	3407431
B. Cash in Tills	229331	178536	162885	187810	168281
C. Other Deposits with SBP1	18756	19181	18979	18844	18812
D. Bank Deposits	391760	640208	617948	647773	606536
Reserve Money (A+B+C+D)	3973631	4127180	4083403	4211143	4201060
Factor Affecting Reserve Money (RM)					
A. Government Sector(1+2)	1430400	2198776	2133769	2010079	2219001
1. Budgetary Borrowings	1442243	2212879	2146126	2022150	2231011
2. Others	-11843	-14103	-12357	-12071	-12010
B. Non-Govt. Sector (1+2+3)	402348	407094	401523	414569	439338
1. Claims on Scheduled Banks(a+b+c+d+e)	407364	411360	405321	417937	441980
a. Agriculture Sector	51758	51646	51605	51564	51526
b. Industrial Sector	42321	44685	47995	49056	50615
c. Export Sector	204617	206361	197052	184011	206532
d. Housing Sector	--	--	--	--	-
e. Others	108668	108668	108668	133306	133306
2. Claims on NBFIs	19228	19978	20446	20877	21602
3. Special a/c debt Repayment	-24244	-24244	-24244	-24244	-24244
C. Other Items (Net)	1107867	494491	513051	715485	406869
D. Net Domestic Assets (A+B+C)	2940615	3100361	3048343	3140134	3065208
E. Net Foreign Assets	1033016	1026819	1035061	1071009	1135851
F. Reserve Money (D+E)	3973631	4127180	4083403	4211143	4201060

Note: 1) Excluding IMP A/c Nos. 1,2 & SAF A/c loan, counterpart funds and deposits of foreign, government, Central Bank, international organizations and deposit money banks
2) Source agency has made some changes in table Monetary Statistics and renamed as Reserve Money
3) P = Provisional
4) r = revised

7. PRICE

7.1 Price Indices (General) with Percentage Change

Year / month	Consumer price index (all urban)		Wholesale Price Index	
	index	Annual/monthly rate of change (%)	index	Annual/monthly rate of change (%)
(2007-08 = 100)				
2011-12	162.57	11.01	181.29	10.42
2012-13	174.53	7.36	194.61	7.35
2013-14	189.58	8.62	210.48	8.15
2014-15	198.16	4.53	209.85	-0.30
2015-16	203.82	0.28	207.26	-0.20
2015 Oct	203.03	0.49	208.69	0.53
Nov	204.22	0.59	204.22	-2.14
Dec	203.06	-0.60	207.37	-0.65
2016 Jan	203.49	0.20	206.27	-0.53
Feb	202.98	-0.30	205.05	-0.59
Mar	203.28	0.10	204.22	-0.40
Apr	206.43	1.50	206.87	1.30
May	205.99	-0.20	208.01	0.55
Jun	207.30	0.60	210.88	1.38
Jul	210.08	1.34	215.81	2.34
Aug	209.46	-0.30	215.75	-0.03
Sep	209.88	0.20	214.61	-0.53
Oct	211.57	0.81	214.53	-0.04



7.2 Combined Sensitive Price Indicator (SPI) by Quantile

Year/Month	Quantile					
	Q.1	Q.2	Q.3	Q.4	Q.5	Q.6
(2007-08=100)						
2011 - 12	170.77	174.11	173.67	181.09	185.59	178.67
2012 - 13	184.04	190.29	189.05	190.39	190.78	189.61
2013 - 14	201.15	206.95	208.93	210.70	209.74	208.66
2014 - 15	204.66	210.75	213.79	215.40	212.95	212.61
2015 - 16	207.35	214.24	215.92	219.76	216.77	216.09
2015 Oct	209.02	216.02	216.72	220.94	217.31	217.02
Nov	211.11	218.16	218.97	223.31	219.81	219.37
Dec	209.62	216.87	217.86	222.48	219.50	218.60
2016 Jan	208.21	215.52	216.54	221.24	218.53	217.47
Feb	207.12	214.24	215.07	219.50	216.42	215.73
Mar	206.81	213.97	214.76	219.04	215.46	215.13
Apr	206.55	214.11	215.19	219.78	216.70	215.88
May	204.57	212.31	213.44	218.17	215.50	214.35
Jun	206.86	214.41	215.75	220.46	217.63	216.58
Jul	209.59	216.91	218.2	222.74	219.55	218.81
Aug	210.07	219.49	218.24	222.64	219.11	218.66
Sep	210.31	219.35	218.33	222.7	219.03	218.67
Oct	211.71	218.95	219.81	224.2	220.42	220.11

7.3 Combined Consumer Price Index Numbers by Commodity Groups

Year/ month	General	Food & Non - Alcoholic Beverages	Alcoholic Beverages Tobacco	Clothing & Footwear	Housing water, Elec, Gas Fuels	H.hold Equip & Repair, Maintai- nance	Health	Trans- port	Communi- cation	Recre- ation & Culture	Educa- tion	Restau- rants & Hotels	Miscellne- ous goods & services
(2007-08=100)													
2011-12	162.57	182.77	165.01	153.45	146.17	160.28	137.97	171.39	122.94	145.35	143.83	185.82	181.47
2012-13	174.53	195.05	191.02	175.58	151.34	179.87	156.56	186.43	126.16	169.07	156.69	203.63	199.49
2013-14	189.58	211.75	223.38	198.01	164.60	195.85	167.15	195.15	129.76	183.77	172.57	228.61	210.15
2014-15	198.16	217.32	269.93	213.82	174.93	208.68	176.19	187.22	130.09	190.29	196.40	244.58	221.13
2015-16	203.82	219.42	329.25	224.18	183.90	217.38	182.69	174.25	130.56	194.20	213.02	256.79	228.22
2015 Oct	203.03	220.40	309.96	221.89	182.62	215.49	179.67	175.80	130.36	193.55	209.25	253.30	225.79
Nov	204.22	223.17	312.26	222.75	182.66	215.78	180.59	177.09	130.39	193.66	209.25	254.36	225.02
Dec	203.06	218.28	334.67	223.65	182.69	216.78	180.83	177.69	130.56	193.66	209.31	255.77	226.28
2016 Jan	203.49	216.71	337.14	224.36	185.36	217.23	181.45	177.96	130.61	193.80	209.36	257.11	227.33
Feb	202.98	214.99	337.57	224.96	185.49	218.83	184.18	174.05	130.57	194.41	210.15	259.39	230.15
Mar	203.28	216.13	338.76	226.39	185.48	219.50	185.69	168.25	130.74	194.72	210.99	261.80	232.54
Apr	206.43	221.59	344.10	227.87	187.08	220.10	187.29	169.33	130.77	195.68	221.48	261.89	232.97
May	205.99	219.65	346.08	228.31	187.12	220.71	187.43	169.31	130.76	195.80	224.19	263.16	233.52
Jun	207.30	222.39	360.74	229.34	187.17	221.48	187.69	169.33	130.85	195.69	224.60	263.41	233.42
Jul	210.08	228.36	364.79	229.72	188.88	221.7	187.84	169.78	130.89	195.67	224.09	264.37	235.82
Aug	209.46	225.91	365.41	230.14	188.91	222.31	189.42	170.1	130.9	195.77	225.17	265.77	237.38
Sep	209.88	226.3	364.13	230.47	188.9	222.27	192	170.31	130.88	196.15	230.54	266.11	236.99
Oct	211.57	228.3	364.39	231.18	191.56	222.66	193.78	170.4	131.26	196.21	232.15	266.35	237.26

**7.4: Consumer Price Index Numbers by Major Groups
and Selected Commodities
(2007-2008=100)**

Item and Specification	Weight	Index Numbers			% Change in Oct., 2016 over	
		Oct., 2016	Sept., 2016	Oct., 2015	Sept., 2016	Oct., 2015
<u>General</u>	100.0000	211.57	209.88	203.03	+ 0.81	+ 4.21
<u>Food and non-alcoholic Beverages</u>	34.8343	228.30	226.30	220.40	+ 0.88	+ 3.58
1 Wheat	0.3477	202.60	194.03	200.07	+ 4.42	+ 1.26
2 Wheat Flour	4.1648	211.25	209.04	213.10	+ 1.06	- 0.87
3 Wheat Product	0.0959	217.29	216.37	214.59	+ 0.43	+ 1.26
4 Besan	0.1500	327.42	315.81	250.61	+ 3.68	+ 30.65
5 Rice	1.5821	160.67	160.52	164.50	+ 0.09	- 2.33
6 Cereals	0.1563	250.57	250.17	244.03	+ 0.16	+ 2.68
7 Bakery & Confectionary	1.1550	215.50	215.16	209.83	+ 0.16	+ 2.70
8 Nimco	0.4574	249.01	248.88	241.54	+ 0.05	+ 3.09
9 Meat	2.4303	264.87	264.07	255.19	+ 0.30	+ 3.79
10 Chicken	1.3596	181.47	151.17	143.98	+ 20.04	+ 26.04
11 Fish	0.2970	216.30	216.97	214.66	- 0.31	+ 0.76
12 Milk Fresh	6.6800	266.40	266.39	256.89	+ 0.00	+ 3.70
13 Milk Products	0.6338	256.84	256.76	248.48	+ 0.03	+ 3.36
14 Milk Powder	0.1129	237.25	237.04	230.26	+ 0.09	+ 3.04
15 Eggs	0.4555	196.35	202.98	181.97	- 3.27	+ 7.90
16 Mustard Oil	0.0952	153.72	153.83	154.04	- 0.07	- 0.21
17 Cooking Oil	1.7538	133.71	133.69	135.21	+ 0.01	- 1.11
18 Vegetable Ghee	2.0714	138.08	137.89	137.08	+ 0.14	+ 0.73
19 Dry Fruits	0.2543	261.23	258.62	252.42	+ 1.01	+ 3.49
20 Fresh Fruits	1.8649	229.34	233.93	217.91	- 1.96	+ 5.25
21 Pulse Masoor	0.2712	211.56	212.10	199.45	- 0.25	+ 6.07
22 Pulse Moong	0.2336	282.92	287.84	300.95	- 1.71	- 5.99
23 Pulse Mash (Washed)	0.2098	349.16	359.08	308.24	- 2.76	+ 13.28
24 Pulse Gram	0.2361	351.48	342.16	262.84	+ 2.72	+ 33.72
25 Gram Whole	0.1616	305.15	301.53	214.37	+ 1.20	+ 42.35
26 Beans	0.0269	232.30	233.29	233.73	- 0.42	- 0.61
27 Potatoes	0.4452	243.97	245.55	207.81	- 0.64	+ 17.40
28 Onion	0.5093	176.57	190.44	326.26	- 7.28	- 45.88
29 Tomatoes	0.4172	197.51	192.38	233.56	+ 2.67	- 15.44
30 Fresh Vegetables	1.7543	309.96	292.17	257.22	+ 6.09	+ 20.50
31 Sugar	1.0445	250.89	253.32	221.27	- 0.96	+ 13.39
32 Gur	0.0220	291.45	291.67	291.22	- 0.08	+ 0.08
33 Honey	0.0446	314.49	316.91	304.38	- 0.76	+ 3.32
34 SweetMeat	0.2483	245.36	244.89	238.40	+ 0.19	+ 2.92
35 Beverages	1.1990	219.47	221.86	217.86	- 1.08	+ 0.74
36 Jam, Tomato Ketchup & Pickles	0.2454	215.72	215.46	211.33	+ 0.12	+ 2.08
37 Condiments	0.2656	263.47	262.69	258.82	+ 0.30	+ 1.80
38 Spices	0.5441	239.79	241.44	237.30	- 0.68	+ 1.05
39 Tea	0.8377	255.49	255.71	265.12	- 0.09	- 3.63
<u>Alcoholic Beverages, Tobacco</u>	1.4135	364.39	364.13	309.96	+ 0.07	+ 17.56
40 Cigarettes	1.3906	366.41	366.11	311.47	+ 0.08	+ 17.64
41 Betel Leaves & Nuts	0.0229	241.62	244.31	218.45	- 1.10	+ 10.61
<u>Clothing and footwear</u>	7.5708	231.18	230.47	221.89	+ 0.31	+ 4.19
42 Cotton Cloth	1.7286	225.34	225.04	215.33	+ 0.13	+ 4.65
43 Woolen Cloth	0.8759	247.41	245.97	236.95	+ 0.59	+ 4.41
44 Readymade Garments	0.9739	237.88	236.67	226.37	+ 0.51	+ 5.08
45 Woolen Readymade Garments	0.3964	253.35	253.26	245.98	+ 0.04	+ 3.00
46 Hosiery	0.5094	243.74	242.93	235.05	+ 0.33	+ 3.70
47 Dopatta	0.4412	241.74	241.02	234.91	+ 0.30	+ 2.91
48 Cleaning and Laundry	0.2110	256.52	255.44	245.70	+ 0.42	+ 4.40
49 Tailoring	0.8840	303.96	302.43	283.94	+ 0.51	+ 7.05
50 Footwear	1.5504	166.58	166.49	165.10	+ 0.05	+ 0.90

Contd.

**7.4: Consumer Price Index Numbers by Major Groups
and Selected Commodities
(2007-2008=100)**

Item and Specification	Weight	Index Numbers			% Change in Oct., 2016 over	
		Oct., 2016	Sept., 2016	Oct., 2015	Sept., 2016	Oct., 2015
<u>Housing, water, Elec., Gas and other fuels</u>	29.4149	191.56	188.90	182.62	+ 1.41	+ 4.90
51 House Rent	21.8149	182.22	178.64	170.85	+ 2.00	+ 6.65
52 Construction Input Items	0.5623	247.86	247.89	241.36	- 0.01	+ 2.69
53 Construction Wage Rates	0.3331	230.48	230.40	220.31	+ 0.03	+ 4.62
54 Water Supply	0.4971	163.38	163.32	149.92	+ 0.04	+ 8.98
55 Electricity	4.3985	238.10	238.10	238.10	+ 0.00	+ 0.00
56 Gas	1.5756	158.08	158.08	158.08	+ 0.00	+ 0.00
57 Kerosene Oil	0.0057	195.65	195.07	208.72	+ 0.30	- 6.26
58 Firewood Whole	0.2277	284.35	283.60	278.99	+ 0.26	+ 1.92
<u>Furnishing and household equipment maintenance</u>	4.2082	222.66	222.27	215.49	+ 0.18	+ 3.33
59 Furniture	0.3315	212.40	212.26	206.70	+ 0.07	+ 2.76
60 Household Textiles	0.6489	223.69	221.14	213.29	+ 1.15	+ 4.88
61 Household Equipment	0.5936	179.23	179.16	175.73	+ 0.04	+ 1.99
62 Utensils	0.3212	224.01	223.08	218.25	+ 0.42	+ 2.64
63 Plastic Products	0.2547	207.19	207.17	204.85	+ 0.01	+ 1.14
64 Washing Soaps & Detergents	0.7893	229.21	228.76	225.68	+ 0.20	+ 1.56
65 Sewing Needle & Dr Cell	0.1496	201.34	206.32	200.81	- 2.41	+ 0.26
66 Household Servant	1.0432	249.98	249.98	237.20	+ 0.00	+ 5.39
67 Marriage Hall Charges	0.0762	243.15	242.89	232.49	+ 0.11	+ 4.59
<u>Health</u>	2.1868	193.78	192.00	179.67	+ 0.93	+ 7.85
68 Drugs & Medicines	1.2667	160.65	159.00	149.02	+ 1.04	+ 7.80
69 Medical Equipments	0.0080	245.33	242.29	226.26	+ 1.25	+ 8.43
70 Doctor (MBBS) Clinic Fee	0.5904	266.89	264.28	244.44	+ 0.99	+ 9.18
71 Medical Tests	0.3217	188.77	188.05	180.37	+ 0.38	+ 4.66
<u>Transport</u>	7.2023	170.40	170.31	175.80	+ 0.05	- 3.07
72 Motor Vehicles	0.6630	170.94	171.00	163.02	- 0.04	+ 4.86
73 Motor Vehicle Accessories	0.2439	213.17	213.67	227.21	- 0.23	- 6.18
74 Motor Fuel	3.0269	136.36	136.01	147.50	+ 0.26	- 7.55
75 Mechanical Service	0.4552	227.63	227.40	218.85	+ 0.10	+ 4.01
76 Motor Vehicle Tax	0.1099	210.18	210.18	210.18	+ 0.00	+ 0.00
77 Transport Services	2.7034	193.28	193.40	197.35	- 0.06	- 2.06
<u>Communication</u>	3.2198	131.26	130.88	130.36	+ 0.29	+ 0.69
78 Postal Services	0.0662	243.32	242.74	229.93	+ 0.24	+ 5.82
79 Communication & Apparatus	3.1536	128.91	128.53	128.27	+ 0.30	+ 0.50
<u>Recreation and culture</u>	2.0227	196.21	196.15	193.55	+ 0.03	+ 1.37
80 Recreation & Culture	0.8634	129.89	129.68	128.26	+ 0.16	+ 1.27
81 Text Books	0.5706	292.41	292.41	290.62	+ 0.00	+ 0.62
82 Newspapers	0.1934	175.49	175.49	175.42	+ 0.00	+ 0.04
83 Stationery	0.3953	212.35	212.50	204.88	- 0.07	+ 3.65
<u>Education</u>	3.9431	232.15	230.54	209.25	+ 0.70	+ 10.94
84 Education	3.9431	232.15	230.54	209.25	+ 0.70	+ 10.94
<u>Restaurants and hotels</u>	1.2286	266.35	266.11	253.30	+ 0.09	+ 5.15
85 Readymade Food	1.2286	266.35	266.11	253.30	+ 0.09	+ 5.15
<u>Misc. goods and services</u>	2.7550	237.26	236.99	225.79	+ 0.11	+ 5.08
86 Personal Care	1.4935	218.58	217.90	209.29	+ 0.31	+ 4.44
87 Cosmetics	0.3853	200.19	199.36	193.11	+ 0.42	+ 3.67
88 Blades	0.0322	195.43	195.16	190.75	+ 0.14	+ 2.45
89 Personal Equipments	0.8440	288.83	289.57	271.23	- 0.26	+ 6.49

**7.5 Combined Consumer Price Index Numbers by Quintiles
and Major Commodity Groups
Oct., 2016
(2007-2008=100)**

Income Quintiles	General	Food and non-alcoholic Beverages	Alcoholic Beverages, Tobacco	Clothing and footwear	Housing, water, Elec., Gas and other fuels	Furnishing and household equipment maintenance	Health	Transport	Communication	Recreation and culture	Education	Restaurants and hotels	Misc. goods and services
------------------	---------	----------------------------------	------------------------------	-----------------------	--	--	--------	-----------	---------------	------------------------	-----------	------------------------	--------------------------

All Urban Combined

Aggregate 211.57 228.30 364.39 231.18 191.56 222.66 193.78 170.40 131.26 196.21 232.15 266.35 237.26

Income Quintile 1 212.69 226.33 377.41 228.88 176.85 220.67 186.07 179.61 119.66 211.92 244.71 264.69 235.58

Income Quintile 2 214.88 227.33 376.64 229.22 189.69 219.81 188.75 172.95 119.57 209.16 241.54 265.84 234.23

Income Quintile 3 214.01 227.78 375.08 229.80 189.94 217.91 190.93 169.92 121.51 205.08 235.66 265.84 234.94

Income Quintile 4 214.72 228.38 373.73 230.73 197.03 216.78 193.94 165.76 125.81 199.32 236.19 265.98 234.98

Income Quintile 5 209.21 229.13 350.08 232.75 192.88 225.12 196.64 171.28 136.75 189.21 229.68 266.77 239.52

**7.6 Combined Consumer Price Index Numbers by Quintile,
Major Commodity Groups for Selected Cities
October, 2016
(2007-2008=100)**

Cities	General	Food & non-alcoholic Beverages	Alcoholic Beverages, Tobacco	Clothing & footwear	Housing, water, Elec., Gas & other fuels	Furnishing & household equipment maintenance	Health	Transport	Communication	Recreation & culture	Education	Restaurants & hotels	Misc. goods & services
--------	---------	--------------------------------	------------------------------	---------------------	--	--	--------	-----------	---------------	----------------------	-----------	----------------------	------------------------

Income Quintile 1

Rawalpindi	227.35	239.14	403.62	247.62	208.30	229.74	213.26	187.89	105.19	221.87	323.88	282.23	227.86
Islamabad	226.69	236.65	393.04	239.79	175.06	236.62	209.85	190.51	111.32	309.19	754.19	251.67	242.18
Lahore	200.57	227.38	353.91	217.43	148.58	249.40	198.78	165.56	104.55	221.08	208.26	247.92	289.39
Gujranwala	207.19	224.46	386.04	210.06	178.57	234.66	165.07	166.07	111.96	225.91	161.62	243.18	210.80
Sialkot	200.29	221.09	393.76	175.49	171.27	182.17	157.40	185.80	115.82	296.50	187.03	201.49	206.90
Faisalabad	214.63	229.29	382.87	205.04	193.94	196.60	181.90	164.98	125.55	233.83	179.05	258.87	211.87
Multan	208.46	220.55	372.20	204.51	184.41	209.97	168.14	165.79	137.60	225.79	201.90	248.60	219.95
Sargodha	227.69	228.95	383.59	214.52	225.21	253.17	180.40	213.35	112.02	250.11	210.73	343.58	242.03
Bahawalpur	226.14	225.83	373.84	255.79	219.35	221.88	164.57	175.37	176.06	262.98	245.36	222.19	213.76
Karachi	204.34	217.70	396.94	243.89	155.39	241.13	170.95	151.22	117.44	228.01	194.78	281.03	277.27
Hyderabad	196.97	218.79	399.96	199.72	150.53	187.78	168.17	168.52	112.63	182.44	262.75	241.68	207.51
Sukkur	208.76	216.98	383.51	242.93	171.48	205.45	163.24	171.02	111.36	174.18	326.87	275.83	211.95
Larkana	218.81	215.90	378.97	232.82	216.82	229.42	273.10	168.25	125.95	182.79	222.10	278.20	280.31
Peshawar	217.09	223.07	387.99	263.53	175.88	241.36	221.99	194.54	113.18	277.61	290.98	256.29	298.06
Bannu	221.28	227.70	380.36	208.39	220.65	244.78	172.21	165.31	113.85	232.46	201.89	339.15	266.79
Quetta	204.00	212.41	374.95	188.18	193.87	181.36	173.53	206.30	124.60	176.82	224.27	240.37	215.99
Khuzdar	207.71	214.91	399.33	219.30	174.58	238.24	184.74	181.82	126.71	174.51	209.33	469.56	225.36

Income Quintile 2

Rawalpindi	231.80	240.62	401.12	246.52	214.54	230.75	215.88	206.39	107.85	255.43	355.72	283.75	228.45
Islamabad	221.71	236.67	405.01	247.63	172.21	232.68	199.38	169.76	109.21	236.82	622.61	261.02	233.26
Lahore	199.38	226.56	359.85	215.91	151.12	254.77	191.99	154.78	104.22	220.99	212.78	253.55	283.21
Gujranwala	206.31	224.64	390.92	206.36	182.65	226.63	163.68	160.98	112.61	242.07	150.16	257.75	210.71
Sialkot	197.59	217.96	390.27	179.96	175.11	180.14	163.93	170.22	121.63	326.78	184.88	199.33	191.17
Faisalabad	212.38	229.32	385.59	206.65	198.01	202.29	177.78	159.72	119.72	228.16	175.50	248.05	212.52
Multan	207.89	222.12	372.02	203.95	189.14	207.40	165.70	156.87	130.51	233.58	206.18	245.22	217.60
Sargodha	227.86	228.90	376.80	214.02	231.42	254.67	185.67	189.78	105.39	259.52	213.87	338.30	245.80
Bahawalpur	225.63	226.21	373.36	248.00	222.87	228.43	170.05	157.03	175.36	254.35	313.33	226.39	212.27
Karachi	205.50	219.66	393.69	238.83	159.47	232.93	170.05	151.55	121.31	216.28	197.87	281.73	264.55
Hyderabad	197.69	219.00	397.53	200.80	154.45	191.05	172.06	169.78	113.84	175.75	304.35	244.76	206.59
Sukkur	208.44	216.91	371.84	242.65	176.40	201.24	165.63	175.93	108.78	176.39	315.99	278.65	210.11
Larkana	222.85	219.85	377.24	234.61	221.35	223.89	281.26	178.37	132.78	184.16	225.64	280.47	280.44
Peshawar	216.76	224.05	391.07	266.34	180.41	237.89	215.79	182.84	120.63	253.41	267.74	256.59	290.22
Bannu	219.17	225.54	370.48	209.17	218.74	238.96	173.79	160.02	116.98	220.19	261.12	316.39	282.95
Quetta	204.10	214.59	366.33	190.47	198.18	183.36	174.88	175.41	119.60	177.26	211.60	239.69	214.81
Khuzdar	205.26	215.47	389.40	220.54	161.99	251.54	192.21	162.79	130.84	183.89	195.62	458.92	222.06

Contd.

**7.6 Combined Consumer Price Index Numbers by Quintile,
Major Commodity Groups for Selected Cities
October, 2016
(2007-2008=100)**

Cities	General	Food & non-alcoholic Beverages	Alcoholic Beverages, Tobacco	Clothing & footwear	Housing, water, Elec., Gas & other fuels	Furnishing & household equipment maintenance	Health	Transport	Communication	Recreation & culture	Education	Restaurants & hotels	Misc. goods & services
--------	---------	--------------------------------	------------------------------	---------------------	--	--	--------	-----------	---------------	----------------------	-----------	----------------------	------------------------

Income Quintile 3

Rawalpindi	231.17	239.94	392.74	249.85	215.88	228.89	225.77	182.73	112.20	243.34	316.32	288.14	232.57
Islamabad	221.46	238.40	369.96	240.78	166.98	231.60	193.00	173.74	114.11	225.04	755.53	249.52	247.69
Lahore	197.67	227.33	356.18	217.46	141.86	255.33	193.08	152.34	107.30	222.08	201.23	249.58	286.34
Gujranwala	203.80	223.99	387.60	210.54	176.26	220.98	162.64	151.54	116.97	217.20	150.82	241.86	211.63
Sialkot	196.14	216.72	367.28	181.32	170.28	185.91	161.04	156.83	128.72	302.02	176.52	196.00	193.06
Faisalabad	210.92	230.41	377.28	206.06	195.30	201.60	177.58	154.27	120.90	226.93	176.48	236.88	212.81
Multan	206.12	221.19	370.73	202.62	185.25	198.39	167.56	154.61	133.68	224.01	214.33	240.96	215.89
Sargodha	227.25	227.90	374.23	214.99	235.89	254.72	176.77	175.68	111.22	253.34	254.16	358.56	245.02
Bahawalpur	225.39	226.46	380.33	252.15	224.85	230.43	164.21	154.63	175.88	241.08	248.58	222.29	216.18
Karachi	205.68	220.28	397.59	235.55	152.04	227.49	168.91	150.88	123.22	211.20	202.08	282.21	260.74
Hyderabad	194.80	218.28	396.93	202.44	143.32	192.77	170.78	165.89	123.27	181.36	301.95	245.34	209.49
Sukkur	205.49	216.73	369.75	243.87	166.39	204.06	158.92	164.19	110.29	175.96	317.69	272.41	209.86
Larkana	223.87	222.62	362.83	232.22	222.83	223.55	267.90	175.42	133.80	184.34	225.64	277.27	305.65
Peshawar	213.90	223.48	378.44	267.05	173.90	238.89	213.05	187.47	119.25	232.25	278.80	256.91	281.47
Bannu	217.31	226.52	380.41	215.89	217.66	228.52	171.74	152.62	120.43	209.98	208.38	323.02	281.05
Quetta	201.14	214.32	351.02	190.83	195.53	183.01	176.75	158.85	118.98	175.08	212.57	232.59	210.30
Khuzdar	202.82	217.91	378.78	218.44	151.16	244.36	199.16	156.36	132.03	180.40	205.64	443.60	223.85

Income Quintile 4

Rawalpindi	231.45	241.19	387.46	253.68	219.68	234.13	227.24	183.41	114.88	222.05	293.04	288.80	238.49
Islamabad	223.74	239.86	365.29	241.29	173.26	231.07	204.13	177.01	125.15	213.07	685.81	259.53	243.07
Lahore	196.96	227.93	350.30	217.21	156.03	252.63	190.11	147.04	112.05	212.64	201.41	247.08	285.72
Gujranwala	202.91	223.06	374.49	213.07	186.10	207.13	164.61	146.53	122.28	215.93	150.35	241.68	206.18
Sialkot	197.29	218.06	374.46	183.52	183.66	181.88	158.15	156.81	136.31	269.54	175.59	196.74	190.19
Faisalabad	208.93	231.35	377.92	206.74	202.45	201.62	177.34	146.88	123.23	210.90	178.14	238.80	218.02
Multan	207.05	222.45	364.47	204.22	197.00	198.21	163.36	150.77	136.48	213.26	218.75	235.87	220.59
Sargodha	229.33	230.11	367.32	216.73	238.50	264.33	177.44	169.82	117.42	280.64	284.86	355.22	245.38
Bahawalpur	224.55	226.31	374.19	249.45	227.14	227.81	165.10	154.59	175.57	233.34	288.00	219.40	219.67
Karachi	205.92	220.76	398.64	235.84	164.62	237.47	168.74	149.47	127.35	206.20	204.81	282.55	258.51
Hyderabad	195.59	218.98	393.56	203.00	158.37	191.81	171.57	160.19	129.35	180.37	294.05	246.40	212.79
Sukkur	207.09	218.06	355.77	244.12	180.92	206.50	162.46	152.53	116.83	175.16	314.91	273.30	217.20
Larkana	227.91	228.17	328.68	232.15	226.43	225.09	278.47	168.75	141.61	183.27	248.52	276.91	324.50
Peshawar	214.66	225.72	369.84	266.71	184.33	231.20	226.32	180.14	124.39	232.35	263.95	262.21	277.15
Bannu	220.35	229.38	388.99	221.22	216.81	236.72	165.81	158.10	120.69	197.69	207.78	319.75	287.46
Quetta	202.90	215.11	340.43	194.03	202.56	182.36	176.28	161.03	121.79	173.06	221.57	232.44	207.02
Khuzdar	206.91	219.16	390.22	218.05	168.70	255.16	197.50	156.71	136.27	181.91	218.27	424.17	233.57

Contd.

**7.6 Combined Consumer Price Index Numbers by Quintile,
Major Commodity Groups for Selected Cities
October, 2016
(2007-2008=100)**

Cities	General	Food & non-alcoholic Beverages	Alcoholic Beverages, Tobacco	Clothing & footwear	Housing, water, Elec., Gas & other fuels	Furnishing & household equipment maintenance	Health	Transport	Communication	Recreation & culture	Education	Restaurants & hotels	Misc. goods & services
--------	---------	--------------------------------	------------------------------	---------------------	--	--	--------	-----------	---------------	----------------------	-----------	----------------------	------------------------

Income Quintile 5

Rawalpindi	231.98	243.82	346.84	252.69	222.37	233.77	218.07	192.62	126.88	205.43	304.32	288.94	266.11
Islamabad	216.55	240.66	330.60	246.19	172.36	237.19	207.17	196.47	129.93	204.77	442.93	272.44	259.00
Lahore	193.38	230.74	307.00	221.45	156.33	242.52	190.00	161.45	126.89	204.18	193.64	254.99	290.77
Gujranwala	198.70	223.44	345.72	216.09	187.57	187.07	163.08	152.17	133.92	195.45	146.13	238.28	216.40
Sialkot	193.56	218.24	343.88	185.93	183.07	180.79	161.38	160.18	138.05	247.62	169.65	200.09	198.95
Faisalabad	205.88	232.51	350.29	206.33	203.58	207.85	171.77	155.38	130.27	201.36	218.26	224.79	226.11
Multan	203.81	224.67	319.57	202.98	197.95	190.33	160.92	163.31	138.64	206.84	237.76	236.17	222.00
Sargodha	235.73	232.44	373.77	230.04	236.34	366.62	171.77	173.42	126.10	238.41	434.15	371.74	256.14
Bahawalpur	226.06	227.54	302.94	249.01	226.62	234.12	162.26	168.04	176.64	230.32	316.94	223.66	228.10
Karachi	204.97	222.59	375.44	237.61	163.75	326.10	168.72	165.97	138.91	195.82	210.85	283.64	261.08
Hyderabad	192.79	219.84	364.35	205.10	159.59	178.83	170.04	167.34	138.48	169.38	294.89	249.53	223.19
Sukkur	206.59	219.46	328.61	244.20	182.23	204.82	157.83	158.59	127.74	171.82	361.31	272.31	223.82
Larkana	227.71	227.62	310.92	231.13	225.93	226.66	289.57	171.81	145.93	171.11	322.82	273.21	304.05
Peshawar	209.25	227.08	339.57	263.61	183.26	223.67	203.49	188.84	130.26	191.48	262.54	258.63	266.07
Bannu	215.97	226.42	393.08	212.84	217.08	210.02	165.98	139.24	123.83	203.67	299.68	332.02	256.97
Quetta	203.31	217.91	300.14	193.50	205.53	169.28	169.39	164.78	129.25	169.98	221.77	237.17	213.01
Khuzdar	204.76	219.79	317.48	226.73	161.67	252.41	185.29	147.99	145.11	187.82	212.07	451.58	248.12

Aggregate

Rawalpindi	231.13	242.45	368.77	252.31	219.14	233.54	220.50	190.89	122.82	213.84	304.32	288.44	256.72
Islamabad	216.54	240.30	338.88	245.54	170.61	236.75	206.21	195.36	129.15	206.94	455.43	271.91	257.45
Lahore	195.08	228.86	336.33	219.08	153.42	245.81	190.94	157.54	119.76	210.85	196.84	252.54	288.26
Gujranwala	202.53	223.73	372.10	212.19	184.53	203.40	163.76	151.66	125.08	212.74	149.26	241.06	211.89
Sialkot	195.40	218.04	366.61	183.24	179.65	181.81	160.56	159.73	135.00	270.07	173.85	198.68	195.18
Faisalabad	209.35	230.78	374.20	206.28	200.53	204.85	176.30	154.12	125.89	215.59	197.49	237.78	218.53
Multan	205.48	222.76	355.70	203.44	193.53	194.78	163.57	160.29	136.94	214.09	229.31	238.01	220.16
Sargodha	229.99	229.68	373.59	218.36	234.56	299.38	177.64	175.15	117.79	256.56	312.79	359.33	248.25
Bahawalpur	225.63	226.55	357.77	250.55	224.52	231.05	164.43	164.62	176.20	239.76	304.00	222.98	220.25
Karachi	204.46	221.44	386.40	237.16	160.32	302.40	168.85	161.68	134.59	201.43	208.89	283.11	260.91
Hyderabad	194.82	219.04	388.41	203.00	156.35	184.93	170.67	165.65	130.80	175.78	295.40	247.05	216.08
Sukkur	207.03	217.73	356.68	243.69	178.04	204.61	161.49	159.79	118.15	174.40	332.47	273.79	216.04
Larkana	224.51	222.56	355.64	232.64	223.64	225.52	278.33	172.26	137.19	181.23	269.09	277.26	300.91
Peshawar	212.41	225.09	372.63	265.09	181.62	228.72	211.20	187.71	126.36	216.79	264.57	258.59	275.70
Bannu	218.72	227.31	381.89	214.57	217.74	228.87	169.26	150.91	120.29	207.88	242.35	324.11	272.54
Quetta	203.03	215.46	329.88	192.33	201.78	177.81	173.72	163.94	123.95	173.20	219.18	235.32	211.14
Khuzdar	206.01	216.70	383.30	219.88	168.05	247.49	192.41	161.30	132.61	181.08	206.50	451.00	229.76

**7.7 Combined Consumer Price Index Numbers by Income Groups/City
and Commodity Groups for all Centers Covered in CPI
October, 2016
(2007-2008=100)**

Cities	General	Food and non-alcoholic Beverages	Alcoholic Beverages, Tobacco	Clothing and footwear	Housing, water, Elec., Gas and other fuels	Furnishing and household equipment maintenance	Health	Transport	Communication	Recreation and culture	Education	Restaurants and hotels	Misc. goods and services	
Rawalpindi	01	231.13	242.45	368.77	252.31	219.14	233.54	220.50	190.89	122.82	213.84	304.32	288.44	256.72
Islamabad	02	216.54	240.30	338.88	245.54	170.61	236.75	206.21	195.36	129.15	206.94	455.43	271.91	257.45
Attock	03	206.92	220.66	348.95	237.06	159.93	226.51	183.66	183.56	119.38	191.72	317.33	285.69	274.26
Jhelum	04	210.12	229.10	384.79	242.33	183.48	217.27	175.93	170.63	125.99	223.52	239.40	246.01	220.07
Lahore	05	195.08	228.86	336.33	219.08	153.42	245.81	190.94	157.54	119.76	210.85	196.84	252.54	288.26
Sahiwal	06	238.45	242.26	367.42	292.42	229.86	224.38	201.14	168.66	136.94	213.40	336.95	303.59	258.75
Gujranwala	07	202.53	223.73	372.10	212.19	184.53	203.40	163.76	151.66	125.08	212.74	149.26	241.06	211.89
Wazirabad	08	214.96	240.29	389.00	216.52	194.14	199.48	155.28	151.84	128.25	217.85	149.63	230.48	213.45
Sialkot	09	195.40	218.04	366.61	183.24	179.65	181.81	160.56	159.73	135.00	270.07	173.85	198.68	195.18
Faisalabad	10	209.35	230.78	374.20	206.28	200.53	204.85	176.30	154.12	125.89	215.59	197.49	237.78	218.53
Jhang	11	227.75	237.23	359.91	292.39	205.13	239.47	237.05	162.78	136.57	222.90	175.46	283.02	227.94
Multan	12	205.48	222.76	355.70	203.44	193.53	194.78	163.57	160.29	136.94	214.09	229.31	238.01	220.16
Muzaffargarh	13	214.22	232.48	361.63	233.07	185.75	200.55	173.51	155.80	141.48	226.10	197.18	264.89	229.85
D. G. Khan	14	219.91	229.03	366.94	261.15	228.95	219.53	178.34	149.45	122.88	196.97	124.01	221.41	185.76
Vehari	15	205.84	225.91	368.91	216.91	189.50	211.09	143.00	149.97	132.03	218.01	190.37	271.79	241.82
Sargodha	16	229.99	229.68	373.59	218.36	234.56	299.38	177.64	175.15	117.79	256.56	312.79	359.33	248.25
Mianwali	17	242.35	245.08	388.96	193.39	281.78	220.56	166.81	158.43	108.44	260.36	351.45	262.75	259.98
Bahawalpur	18	225.63	226.55	357.77	250.55	224.52	231.05	164.43	164.62	176.20	239.76	304.00	222.98	220.25
Bahawalnagar	19	219.04	234.87	352.48	257.29	202.91	252.33	181.30	146.20	139.47	226.24	209.53	311.14	224.24
R. Y. Khan	20	219.61	228.27	368.97	270.92	205.99	237.06	162.84	157.75	126.06	217.55	307.84	272.47	222.05
Karachi	21	204.46	221.44	386.40	237.16	160.32	302.40	168.85	161.68	134.59	201.43	208.89	283.11	260.91
Hyderabad	22	194.82	219.04	388.41	203.00	156.35	184.93	170.67	165.65	130.80	175.78	295.40	247.05	216.08
Nawabshah	23	248.76	249.70	356.61	292.90	202.62	242.82	231.85	160.69	138.69	163.25	617.06	324.45	421.85
Mirpukhas	24	210.21	226.98	379.86	203.92	185.00	189.50	171.49	161.32	114.72	171.41	305.13	293.33	232.10
Mithi	25	225.08	226.00	385.86	200.67	241.51	184.78	165.49	155.85	112.82	150.89	337.10	290.51	258.84
Sukkur	26	207.03	217.73	356.68	243.69	178.04	204.61	161.49	159.79	118.15	174.40	332.47	273.79	216.04
Larkana	27	224.51	222.56	355.64	232.64	223.64	225.52	278.33	172.26	137.19	181.23	269.09	277.26	300.91
Dadu	28	214.61	237.93	370.94	214.91	176.23	214.93	155.94	160.86	120.01	175.37	448.99	259.84	211.85
Peshawar	29	212.41	225.09	372.63	265.09	181.62	228.72	211.20	187.71	126.36	216.79	264.57	258.59	275.70
Mardan	30	245.68	226.80	378.00	307.96	252.62	226.57	200.39	198.62	124.89	248.00	446.96	275.08	319.60
Abbottabad	31	222.38	225.98	343.04	278.40	167.08	313.79	223.88	211.33	147.51	230.61	298.12	284.89	240.73
Bannu	32	218.72	227.31	381.89	214.57	217.74	228.87	169.26	150.91	120.29	207.88	242.35	324.11	272.54
D. I. Khan	33	214.84	226.03	329.89	209.44	234.90	203.46	179.59	151.20	112.59	168.25	209.86	258.55	222.04
Mingora	34	232.27	230.41	369.73	276.98	200.81	231.25	263.99	186.85	131.48	231.00	248.79	320.62	427.10
Quetta	35	203.03	215.46	329.88	192.33	201.78	177.81	173.72	163.94	123.95	173.20	219.18	235.32	211.14
Turbat	36	215.10	202.65	335.17	204.33	260.24	210.34	189.59	135.86	118.94	145.51	248.37	316.34	217.07
Gawadar	37	204.33	215.42	266.50	217.34	188.68	209.81	189.30	131.66	109.28	118.90	266.82	367.08	215.77
Loralai	38	223.74	228.80	401.05	226.42	230.30	190.90	207.41	159.55	115.84	204.17	209.21	316.82	241.29
Khuzdar	39	206.01	216.70	383.30	219.88	168.05	247.49	192.41	161.30	132.61	181.08	206.50	451.00	229.76
D. M. Jamali	40	214.89	226.28	377.29	208.10	192.22	220.20	194.65	175.22	123.64	155.75	236.66	284.25	216.15

7.8 Index Numbers of Wholesale Prices by Commodity Groups

Year / month	General	Agriculture Forestry & Fishery Product	Others & Minerals electricity gas & water	Food product Beverages & tobacco Textile Apparel & Leather Product	Other transportable Goods	Metal product Machinery & Equipment
--------------	---------	---	---	--	------------------------------	---

(2007-08=100)

2011-12	181.29	185.04	182.74	176.07	194.64	152.55
2012-13	194.61	198.23	211.17	188.39	203.93	159.29
2013-14	158.88	165.52	163.62	156.11	162.99	132.02
2014-15	209.85	220.56	245.47	206.76	197.12	172.72
2015-16	207.64	226.43	244.24	213.58	171.21	171.46
2015 Oct	208.69	228.36	246.91	211.04	176.74	171.31
Nov	208.72	226.06	246.98	212.98	176.87	171.09
Dec	207.37	221.68	247.36	213.69	174.69	171.11
2016 Jan	206.27	221.9	247.48	214.54	168.43	170.69
Feb	205.05	221.23	245.89	215.03	164.03	170.44
Mar	204.22	221.02	245.22	214.66	161.42	170.45
Apr	206.87	229.78	244.59	214.9	162.91	171.22
May	208.01	233.26	244.11	215.79	162.49	172.56
Jun	210.88	239.12	244.28	218.71	164.46	172.48
Jul	215.81	253.54	241.43	223.61	164.40	172.94
Aug	215.75	251.53	241.26	225.84	163.50	172.82
Sep	214.61	246.87	241.64	225.26	164.47	172.51
Oct	214.53	247.04	242.01	224.34	165.08	172.38

7.9 Index Numbers of Wholesale Prices by Commodities

Year/month	AGRICULTURE FORESTRY & FISHERY										
	Wheat	Maize	Rice	Sorghum/ Jowar	Millet/ Bajra	Vegetables	Fresh Fruits	Dry Fruits	Cotton Seeds	Other oil Seeds	Edible Roots Potatoes
(2007-08=100)											
2011-12	163.44	159.77	149.45	191.12	153.77	211.52	175.48	181.96	189.55	166.98	175.20
2012-13	188.52	174.74	165.42	211.29	177.02	216.66	216.05	181.47	168.92	177.67	162.82
2013-14	227.13	185.28	177.67	279.98	179.06	254.41	226.73	201.66	185.58	178.30	314.12
2014-15	209.29	191.65	172.20	300.13	173.82	255.40	245.60	227.30	208.86	179.03	314.37
2015-16	209.07	194.53	147.58	291.34	192.41	258.45	254.69	245.18	249.16	162.08	152.76
2015 Oct	209.37	191.32	150.22	293.25	200.68	331.56	253.80	238.92	243.34	162.75	184.04
Nov	215.84	185.64	143.04	271.60	188.77	320.31	206.96	243.32	251.49	164.88	204.98
Dec	218.20	182.47	142.70	258.26	181.34	219.72	207.01	242.59	253.39	162.29	193.69
2016 Jan	218.54	181.99	143.44	263.42	182.56	198.21	214.11	253.58	265.71	162.64	150.23
Feb	220.02	189.65	141.69	263.80	176.35	204.49	231.68	250.92	257.94	157.46	118.35
Mar	218.68	193.96	143.85	278.40	184.22	209.51	244.90	248.22	253.39	156.93	112.72
Apr	207.11	205.56	142.90	286.45	187.00	277.16	267.02	248.97	254.81	159.83	104.08
May	199.04	209.33	143.34	286.07	193.10	201.87	282.91	251.32	251.49	165.14	111.80
Jun	202.00	204.06	146.08	283.56	198.98	246.21	305.11	247.44	263.29	170.50	177.50
Jul	204.39	204.55	148.12	277.01	218.25	361.19	307.84	247.50	273.95	171.21	226.53
Aug	204.89	204.55	149.84	268.83	214.70	342.81	257.27	236.23	260.45	171.21	251.32
Sep	205.26	196.67	149.55	264.05	210.05	354.30	248.15	241.88	260.92	170.86	256.45
Oct	209.05	190.54	147.78	258.01	182.73	348.51	248.10	244.62	255.71	174.88	250.44

Contd.

7.9 Index Numbers of Wholesale Prices by Commodities

Year/month	AGRICULTURE FORESTRY & FISHERY											
	Stimulant & spice crops	Pulses	Sugar crops	Fibre crops	Unmanufactured tobacco	Poultry	Milk from bovine animals	Eggs	Raw animal material / wool	Hides&fur skins wool	Fuel wood in logs	Fishes fresh or chilled
(2007-08=100)												
2011-12	187.89	212.28	273.92	195.07	167.72	186.89	190.29	180.67	134.34	131.07	190.47	144.71
2012-13	184.68	204.81	267.92	193.56	171.49	178.40	213.81	191.02	138.84	139.08	215.48	191.11
2013-14	316.66	186.74	267.92	217.41	186.62	202.88	225.98	200.17	155.22	145.20	238.11	247.73
2014-15	350.96	207.90	277.32	172.23	213.88	193.98	249.87	204.51	173.19	155.20	252.59	270.19
2015-16	269.52	252.23	286.30	170.39	230.07	191.41	255.23	186.82	176.08	153.18	263.90	354.97
2015 Oct	306.38	243.87	286.29	172.23	228.38	146.78	254.04	193.56	173.66	155.85	263.57	339.32
Nov	269.27	245.62	286.29	173.76	229.69	181.52	254.04	205.67	179.16	153.62	263.57	339.32
Dec	258.33	250.31	286.29	172.25	229.69	192.50	255.42	214.79	179.16	153.22	263.57	340.91
2016 Jan	251.68	251.59	286.29	174.55	230.02	197.60	255.42	209.40	179.16	151.58	265.76	342.37
Feb	242.72	247.95	286.29	175.71	230.02	151.73	255.42	204.96	177.45	150.46	266.30	336.96
Mar	235.21	247.46	286.29	172.25	230.02	172.94	255.42	161.26	176.96	150.63	266.30	335.61
Apr	234.41	259.57	286.29	174.57	230.61	231.81	256.11	150.83	175.99	151.73	264.77	369.26
May	226.16	280.91	286.34	183.00	233.06	220.59	258.97	150.30	175.56	151.80	264.77	423.43
Jun	218.56	293.16	286.34	180.3	243.77	203.67	258.97	165.23	174.27	150.46	264.77	445.91
Jul	209.95	313.08	286.34	203.00	251.05	188.40	261.80	185.05	173.89	150.46	264.77	469.80
Aug	209.80	310.10	286.34	213.75	255.93	154.96	262.97	205.04	173.89	150.46	264.77	469.80
Sep	260.56	304.53	286.34	195.33	255.73	160.06	262.97	211.44	173.89	142.47	264.77	453.85
Oct	235.64	309.70	293.89	195.52	260.21	190.04	265.22	196.73	173.89	122.45	264.77	455.08

Contd.

7.9 Index Numbers of Wholesale Prices by Commodities

Year/Month	ORES/MINERALS, GAS & ELECT.				FOOD, BEVERAGES, TOBACCO TEXTILE, APPAREL, LEATHER TEXTILE					
	Coal not Agglomerated	Natural Gas liquified	Salt pure sodium chloride	Electrical Energy	Meat of Animals	Vegetables & fruit Juices	Dried Fruits & Nuts	Fruits & Juices	Vegetable Oil Refined	Vegetable Ghee
(2007-08=100)										
2011-12	149.74	193.29	155.69	176.51	214.40	175.93	197.32	155.58	153.33	141.37
2012-13	209.81	197.43	175.78	226.10	228.80	186.93	219.33	158.67	157.94	141.75
2013-14	223.53	203.85	223.53	281.02	238.93	192.48	221.32	166.33	162.31	141.51
2014-15	223.53	202.94	247.76	292.89	257.56	197.17	226.22	172.75	159.75	132.06
2015-16	191.01	207.76	252.31	293.22	267.79	201.97	239.02	177.58	150.41	119.85
2015 Oct	192.16	209.82	252.31	293.09	266.98	200.95	230.84	177.53	150.19	118.43
Nov	192.16	209.99	252.31	293.09	266.98	201.03	232.47	177.53	149.09	118.02
Dec	192.16	210.78	252.31	293.09	267.04	201.36	240.13	177.53	149.34	118.09
2016 Jan	192.16	211.04	252.31	293.09	268.44	201.36	247.99	175.90	149.31	117.91
Feb	174.51	210.01	252.31	293.09	268.53	201.36	250.38	175.90	148.73	118.76
Mar	176.47	208.35	252.31	293.09	268.99	201.36	250.38	175.99	148.47	119.01
Apr	168.63	208.04	252.31	293.09	269.28	202.69	245.68	176.37	150.87	121.50
May	160.78	208.07	252.31	293.09	271.73	203.24	242.58	179.74	151.60	122.60
Jun	160.78	208.42	252.31	293.09	274.34	208.33	238.46	181.90	151.97	121.87
Jul	152.94	208.30	254.33	288.00	276.90	208.88	239.77	182.12	152.00	120.58
Aug	152.94	207.95	254.33	288.00	277.40	208.88	238.61	182.13	151.32	121.34
Sep	152.94	208.75	254.33	288.00	279.82	209.83	238.61	183.49	151.63	123.32
Oct	152.94	209.52	254.33	288.00	279.82	209.83	240.98	183.53	151.00	123.35

Contd.

7.9 Index Numbers of Wholesale Prices by Commodities

Year/month	FOOD, BEVERAGES, TOBACCO TEXTILE, APPAREL, LEATHER TEXTILE												
	Oil cakes	Processed Liquid Milk	Milk & cream in solid form	Ice cream	Dairy Product N.E.C	Wheat Flour	Other cereal Flour	Sugar Refined	Choco late	Sugar Confectionary	Coffee & Tea	Spices	Other Food Product

(2007-08=100)

2011-12	149.51	182.39	170.43	155.81	184.52	151.98	163.80	229.24	100.35	100.56	192.23	267.98	301.28
2012-13	166.19	207.70	171.54	172.43	207.02	172.24	194.72	201.93	99.19	101.34	203.24	279.84	319.16
2013-14	191.83	211.76	196.23	210.37	220.93	205.78	139.04	206.98	99.19	102.28	215.49	193.08	308.00
2014-15	203.54	243.81	219.96	219.91	239.23	198.20	149.19	217.88	99.19	103.59	192.27	189.96	295.24
2015-16	213.66	248.23	218.49	223.59	246.04	196.65	233.09	237.16	100.75	118.70	242.82	189.17	292.27

2015 Oct	202.18	247.18	216.39	219.91	244.60	197.66	220.69	233.67	101.06	118.83	246.32	188.53	292.02
Nov	212.90	247.18	216.50	219.91	244.60	202.06	224.57	224.95	101.06	118.83	259.94	188.29	292.02
Dec	218.03	247.57	217.97	219.91	244.60	202.13	229.87	210.55	101.06	118.83	261.86	188.33	292.02
2016 Jan	218.92	247.57	219.09	219.91	245.35	202.19	231.67	226.45	101.06	118.83	264.10	188.40	292.52
Feb	217.76	247.57	219.09	223.70	248.13	201.07	225.94	239.31	101.06	118.83	261.24	189.65	292.52
Mar	224.87	247.57	219.09	225.40	248.13	200.63	225.20	237.73	101.06	118.83	238.86	189.77	292.52
Apr	222.77	248.90	219.24	229.62	247.85	195.65	239.21	240.36	101.06	118.83	234.40	189.67	292.52
May	226.23	248.90	218.99	231.30	248.01	192.67	275.08	241.96	101.06	118.83	232.09	189.79	292.52
Jun	232.54	250.18	219.30	233.72	248.26	192.23	284.71	245.61	101.06	118.83	230.07	190.22	292.52
Jul	235.62	251.20	220.87	238.04	248.53	193.90	309.70	254.89	99.45	118.83	230.02	190.20	293.85
Aug	235.25	252.73	221.01	238.04	248.53	193.41	309.22	267.60	99.45	118.83	230.46	190.20	293.85
Sep	231.01	257.57	221.24	238.04	248.76	192.40	299.87	269.18	99.45	118.83	230.56	190.12	293.85
Oct	226.38	257.57	220.59	238.04	249.21	194.90	307.94	262.43	99.45	128.15	230.56	190.17	293.85

Contd.

7.9 Index number of wholesale prices by commodities

Year/month	FOOD, BEVERAGES, TOBACCO TEXTILE, APPAREL, LEATHER TEXTILE									
	Mineral Water	Beverages	Tobacco Product	Cotton Yarn	Nylon Yarn	Blended Yarn	Woven Fabrics	Cotton Fabrics	Other Fabrics	Silk & Reyon Fabrics
(2007-08=100)										
2011-12	163.62	133.28	175.62	196.06	190.80	194.74	163.54	167.42	154.74	139.06
2012-13	168.78	137.45	208.80	208.38	181.46	193.63	196.76	175.90	166.96	152.04
2013-14	182.07	151.87	246.42	213.03	178.22	198.57	222.82	189.15	182.16	161.87
2014-15	186.75	170.90	296.01	180.86	157.07	189.75	247.06	199.86	207.66	177.39
2015-16	190.57	172.11	378.88	173.44	147.60	180.47	270.86	203.54	218.26	187.05
2015 Oct	188.35	171.95	356.45	169.21	147.08	183.55	265.37	201.65	217.95	186.80
Nov	188.35	171.95	356.45	178.19	147.08	183.29	265.37	201.65	217.81	186.80
Dec	188.35	171.95	387.30	177.62	147.08	180.89	275.66	201.65	217.81	186.80
2016 Jan	189.02	171.95	387.30	175.73	147.08	178.32	275.66	201.65	217.81	186.80
Feb	189.02	171.95	387.30	175.22	147.08	175.44	275.66	201.65	217.82	186.80
Mar	194.37	172.44	387.30	174.54	147.08	175.44	275.66	204.95	218.24	186.80
Apr	194.37	172.44	390.01	173.67	147.08	176.66	275.66	206.45	220.25	188.44
May	194.37	172.44	390.01	175.29	147.08	176.75	279.42	208.84	222.36	190.96
Jun	195.81	172.44	435.03	175.50	147.08	176.75	279.69	209.07	222.56	191.10
Jul	196.22	172.44	435.03	197.57	147.08	177.11	279.69	208.84	222.36	190.96
Aug	196.22	172.44	435.03	204.03	147.08	177.65	279.69	209.09	224.29	190.96
Sep	197.57	172.44	435.03	194.81	147.08	179.64	279.69	209.09	224.29	190.96
Oct	197.57	172.33	435.03	191.17	143.99	179.64	286.46	209.09	224.29	190.96

Contd.

7.9 Index number of wholesale prices by commodities

Year / month	FOOD, BEVERAGES, TOBACCO TEXTILE, APPAREL, LEATHER TEXTILE										
	Towels	Blankets	Bedsheet	Quilt	Woolen Carpets	Synthetic Carpets	Hosiery Product	Ready made Garments	Leather without Hairs	Other Leather N.E.C	Foot wears
(2007-08=100)											
2011-12	181.78	150.59	165.52	144.49	105.11	147.81	155.38	125.21	109.08	120.09	110.49
2012-13	202.34	179.22	201.81	150.78	106.55	116.43	176.65	137.23	111.60	130.47	134.42
2013-14	231.49	205.36	230.69	166.21	110.96	115.50	191.70	156.73	168.48	288.58	134.22
2014-15	257.45	230.50	249.94	187.32	130.72	124.64	212.44	184.42	215.90	221.91	134.22
2015-16	267.20	241.24	256.29	198.19	155.16	128.26	222.15	193.88	220.42	206.93	137.54
2015 Oct	267.20	235.86	256.29	196.84	132.14	126.27	222.88	193.27	221.97	206.27	134.22
Nov	267.20	243.93	256.29	196.84	142.86	129.25	222.88	193.27	221.97	206.27	137.38
Dec	267.20	243.93	256.29	198.00	142.86	129.25	222.88	193.27	221.97	207.64	137.38
2016 Jan	267.20	243.93	256.29	201.47	154.76	129.25	222.52	193.27	221.97	207.64	137.38
Feb	267.20	243.93	256.29	201.47	166.67	129.25	222.52	193.27	221.97	207.31	137.38
Mar	267.20	243.93	256.29	201.47	181.55	129.25	222.52	193.27	221.97	207.31	139.36
Apr	267.20	243.93	256.29	198.00	181.55	129.25	222.52	193.27	221.97	207.31	140.89
May	267.20	243.93	256.29	198.00	181.55	129.25	222.52	194.45	221.97	207.31	141.36
Jun	267.20	243.93	256.29	195.68	181.55	129.25	222.52	199.39	221.97	207.31	142.43
Jul	267.20	243.93	256.29	198.00	181.55	129.25	222.52	199.61	221.97	207.31	143.05
Aug	267.20	243.93	256.29	198.00	181.55	129.25	224.73	200.66	221.97	207.31	143.97
Sep	267.20	243.93	256.29	198.00	196.43	129.25	224.11	200.55	221.97	207.31	143.97
Oct	267.20	247.38	257.96	199.16	196.43	129.25	225.43	200.44	221.97	207.31	145.51

Contd.

7.9 Index number of wholesale prices by commodities

Year/month	OTHER TRANSPORTABLE GOODS												
	Timber	Printing Paper	Hard Board	Coke	Motor Sprit	Diesel Oil	Kerosine Oil	Furnace Oil	Mobile Oil	Chemicals	Dying Materials	Fertilizers	Pesticides
(2007-08=100)													
2011-12	139.00	127.83	150.70	159.41	155.00	240.05	241.84	200.78	173.18	144.52	105.67	258.65	164.20
2012-13	149.51	158.66	193.63	163.45	168.70	257.74	260.42	177.08	183.78	154.14	105.42	261.38	195.99
2013-14	170.36	169.84	220.14	163.45	184.99	271.23	283.49	176.90	194.20	171.90	115.91	266.33	227.17
2014-15	195.72	167.58	218.10	163.45	147.81	214.81	228.04	132.51	201.20	196.13	145.04	272.04	281.42
2015-16	214.44	163.34	199.14	163.45	120.71	157.60	137.91	70.22	198.20	184.23	146.55	267.53	310.85
2015 Oct	213.18	164.56	197.92	163.45	124.58	170.11	152.12	79.32	199.78	186.09	146.55	274.03	312.37
Nov	214.43	164.56	197.92	163.45	128.80	172.03	152.12	75.72	199.78	185.92	146.55	273.25	312.37
Dec	214.43	161.82	197.92	163.45	128.80	171.49	150.01	65.28	199.78	182.83	146.55	271.62	312.37
2016 Jan	216.25	161.82	197.92	163.45	128.80	155.51	128.46	50.24	199.78	182.92	146.55	270.92	312.37
Feb	216.79	161.82	197.92	163.45	120.33	142.84	115.11	48.20	196.00	183.07	146.55	266.79	312.37
Mar	220.36	161.82	197.92	163.45	106.00	134.76	115.11	51.43	196.00	182.47	146.55	264.83	312.37
Apr	220.36	161.82	197.92	163.45	108.54	136.30	115.11	58.58	196.00	182.61	146.55	262.47	312.37
May	220.36	161.82	197.92	163.45	108.54	136.30	115.11	62.54	196.00	178.78	146.55	256.25	312.37
Jun	220.36	166.34	212.50	163.45	108.54	136.30	115.11	76.28	196.00	178.23	146.55	250.41	312.37
Jul	220.36	165.84	212.50	163.45	108.54	144.34	115.11	80.24	196.00	178.21	146.55	227.23	312.37
Aug	220.36	164.90	197.92	163.45	108.54	144.34	115.11	75.95	196.00	177.26	146.55	226.26	308.79
Sep	220.36	164.90	197.92	163.45	108.54	144.34	115.11	80.68	196.00	177.38	146.55	224.61	308.79
Oct	224.68	164.90	197.92	163.45	108.54	144.34	115.11	85.40	195.35	177.41	146.55	221.56	308.79

Contd.

7.9 Index number of wholesale prices by commodities

Year / month	OTHER TRANSPORTABLE GOODS												
	Insecticides	Paints & Varnishes	Medicines	Soaps & Detergent	Auto Tyers	Plastic Products	Glass Sheets	Other Glass Articles	Ceramics & Sanitary	Bricks Blocks & Tiles	Cement	Bed Foams	Matches
(2007-08=100)													
2011-12	125.90	187.97	117.18	151.04	171.17	179.77	168.41	206.10	136.90	165.89	162.19	126.38	118.84
2012-13	120.85	237.85	138.59	167.01	180.56	193.02	192.56	199.82	158.32	176.20	185.77	141.29	132.57
2013-14	143.37	260.43	139.76	180.26	185.96	201.16	207.04	212.10	182.46	193.91	203.42	148.32	143.20
2014-15	160.37	285.05	144.94	178.53	190.42	216.58	220.72	234.52	213.29	206.14	208.01	154.60	146.44
2015-16	135.83	295.05	151.50	176.76	188.83	228.68	231.30	247.70	226.84	215.66	206.72	161.34	162.62
2015 Oct	138.59	295.36	146.38	180.67	192.83	231.05	231.30	243.63	227.13	216.83	206.70	156.67	162.62
Nov	134.66	295.36	146.67	121.33	192.83	231.05	231.30	243.63	227.13	217.09	206.79	156.67	162.62
Dec	134.66	295.36	146.89	181.28	192.83	231.05	231.30	243.63	227.13	217.47	206.53	157.17	162.62
2016 Jan	134.66	295.36	146.89	181.44	192.68	229.95	231.30	243.63	226.78	216.96	206.70	157.17	162.62
Feb	129.81	295.36	153.18	183.70	186.64	226.58	231.30	243.63	227.51	216.02	206.70	167.67	162.62
Mar	133.20	295.36	156.79	182.03	184.65	226.58	231.30	243.63	227.51	217.05	206.40	167.67	162.62
Apr	135.79	295.36	160.98	182.24	184.65	226.58	231.30	243.63	227.51	217.83	205.87	167.67	162.62
May	134.92	295.36	161.67	183.12	181.25	227.58	231.30	254.36	230.06	220.40	205.35	167.67	162.62
Jun	135.64	295.36	162.48	184.58	181.25	228.35	231.30	281.73	231.59	218.86	208.51	167.67	162.62
Jul	137.30	295.36	162.62	185.10	181.25	228.35	233.11	299.07	231.59	218.73	211.95	158.83	162.62
Aug	137.12	295.36	162.78	185.30	181.25	228.35	247.94	299.07	233.48	218.86	211.14	158.83	162.62
Sep	135.58	295.36	168.09	186.25	181.25	228.35	247.94	299.07	233.48	218.21	213.44	160.50	162.62
Oct	135.58	295.36	168.17	187.54	181.83	228.35	282.43	299.07	233.48	218.83	212.72	160.50	162.62

Contd.

7.9 Index number of wholesale prices by commodities

Year/month	METAL PRODUCT MACHINERY & EQUIPMENT									
	Pig Iron	Steel Bars & Sheets	Pipe Fittings	Steel Products	Engine & Motors	Vacuum Pumps	Air Conditioners	Cultivators	Chuff Cutter	Tractors
(2007-08=100)										
2011-12	128.97	133.06	140.66	152.22	109.07	115.39	165.34	184.47	131.97	177.34
2012-13	128.97	134.92	143.38	162.79	109.07	115.39	174.17	187.71	140.67	161.96
2013-14	128.97	140.15	163.38	169.47	109.07	115.39	180.79	215.46	146.36	188.81
2014-15	128.97	144.81	189.28	173.11	109.07	115.39	195.28	224.52	149.20	214.54
2015-16	128.97	128.59	193.28	175.40	109.14	115.24	200.41	219.76	149.20	207.71
2015 Oct	128.97	129.32	192.08	173.54	109.07	115.39	200.18	219.76	149.20	205.43
Nov	128.97	127.63	195.10	173.54	109.07	115.39	200.18	219.76	149.20	205.43
Dec	128.97	127.00	194.96	176.27	109.07	115.39	200.18	219.76	149.20	205.43
2016 Jan	128.97	125.33	193.06	176.27	109.07	115.39	200.18	219.76	149.20	205.43
Feb	128.97	123.59	193.06	176.83	109.24	115.39	200.18	219.76	149.20	205.43
Mar	128.97	123.70	193.06	176.80	109.24	114.95	201.18	219.76	149.20	205.43
Apr	128.97	127.90	193.06	176.99	109.24	114.95	201.18	219.76	149.20	205.43
May	128.97	127.17	193.63	176.99	109.24	114.95	201.18	219.76	149.20	205.43
Jun	128.97	125.30	193.63	176.99	109.24	114.95	201.18	219.76	149.20	205.43
Jul	128.97	124.34	193.63	176.99	109.24	114.95	201.18	219.76	149.20	203.68
Aug	128.97	122.74	193.63	176.99	109.24	114.95	201.18	219.76	149.20	203.68
Sep	128.97	120.46	193.63	176.99	109.24	114.95	201.18	219.76	149.20	203.68
Oct	128.97	120.20	193.63	177.06	109.24	114.95	201.18	190.66	149.20	201.75

Contd.

7.9 Index number of wholesale prices by commodities

Year / month	METAL PRODUCT MACHINERY & EQUIPMENT								
	Lathe Machine	Concrete Mixer	Refrige Wash & Sew mach Iron	Electrical Wires	Lighting Equip-ments	Radio & Television	Motor Vehicles	Motor Cycles	Bicycles
(2007-08=100)									
2011-12	147.58	138.83	162.92	160.69	141.05	130.71	155.07	122.52	166.65
2012-13	147.68	138.83	167.54	160.01	147.57	127.52	170.90	125.06	177.20
2013-14	186.40	138.83	188.44	173.65	163.03	126.49	179.74	125.61	181.58
2014-15	208.81	138.83	197.51	186.83	166.63	126.49	182.92	127.07	184.24
2015-16	208.81	138.83	199.91	194.12	167.74	127.36	184.05	125.89	185.97
2015 Oct	208.81	138.83	200.43	195.19	167.30	126.49	183.03	125.89	185.63
Nov	208.81	138.83	200.43	195.19	167.30	126.49	183.03	125.89	185.63
Dec	208.81	138.83	200.43	195.19	167.30	126.49	183.03	125.89	185.63
2016 Jan	208.81	138.83	199.36	195.19	167.30	126.49	184.14	125.89	185.63
Feb	208.81	138.83	199.42	195.19	167.30	126.49	185.25	125.89	185.63
Mar	208.81	138.83	199.37	195.19	167.30	126.49	185.25	125.89	185.63
Apr	208.81	138.83	200.02	195.19	167.30	126.49	185.25	125.89	185.63
May	208.81	138.83	201.77	195.19	169.52	129.97	185.25	125.89	187.65
Jun	208.81	138.83	201.88	195.19	170.34	133.46	185.25	125.89	187.65
Jul	208.81	138.83	204.01	195.19	172.03	135.55	185.25	125.89	187.65
Aug	214.81	138.83	204.03	195.19	172.03	140.42	185.25	125.89	187.65
Sep	221.65	138.83	204.03	195.19	172.03	140.42	191.39	125.89	187.65
Oct	241.06	138.83	204.00	195.19	171.92	140.42	191.39	125.89	187.65

7.10 Intercity Wholesale Prices of Selected Commodities

Group/Commodity/Item Specification	Unit	City	Prices (Rs.)			% Change in Oct., 2016 Over	
			Oct.,2016	Sept., 2016	Oct.,2015	Sept., 2016	Oct., 2015
1. Agriculture Forestry & Fishery							
001. Wheat							
0111201. WHEAT AVG. QLTY.	100 KG.	LAH	3362.50	3312.50	3437.50	1.51	-2.18
		FAS	3275.00	3187.50	3400.00	2.75	-3.68
		RAW	3425.00	3375.00	3525.00	1.48	-2.84
		MUL	3190.00	3150.00	3200.00	1.27	-0.31
		GUJ	3400.00	3250.00	3112.50	4.62	9.24
		SAH	3156.50	3156.50	3225.00	0.00	-2.12
		SAR	3185.00	3060.00	3175.00	4.08	0.31
		SKT	3500.00	3400.00	3375.00	2.94	3.70
		BPR	3212.50	3162.50	3287.50	1.58	-2.28
		GJT	3350.00	3237.50	3200.00	3.47	4.69
		KSR	3312.50	3287.50	3375.00	0.76	-1.85
		KAR	3600.00	3450.00	3700.00	4.35	-2.70
		HYD	3340.00	3260.00	3400.00	2.45	-1.76
		SKR	3400.00	3400.00	3400.00	0.00	0.00
		LRK	3125.00	3125.00	2750.00	0.00	13.64
		MPK	3000.00	2900.00	3200.00	3.45	-6.25
		NWB	3000.00	3000.00	3200.00	0.00	-6.25
		PSH	3160.00	3150.00	3000.00	0.32	5.33
		BNU	3300.00	3300.00	3425.00	0.00	-3.65
002. Maize							
0112201. MAIZE AVG. QLTY.	40 KG.	LAH	875.00	875.00	950.00	0.00	-7.89
		FAS	925.00	950.00	1000.00	-2.63	-7.50
		RAW	1187.50	1187.50	1187.50	0.00	0.00
		SAR	1600.00	1575.00	1375.00	1.59	16.36
		KSR	825.00	825.00	950.00	0.00	-13.16
		KAR	1500.00	1580.00	1520.00	-5.06	-1.32
		HYD	1125.00	1175.00	1125.00	-4.26	0.00
		PSH	912.00	1160.00	890.00	-21.38	2.47
		BNU	1400.00	1400.00	1400.00	0.00	0.00
		QTA	1390.00	1390.00	1390.00	0.00	0.00
003. Rice							
0113201. RICE BASMATI SUP. QLTY.	40 KG.	LAH	3560.00	3560.00	3600.00	0.00	-1.11
		FAS	2850.00	2700.00	2750.00	5.56	3.64
		RAW	4725.00	4725.00	4750.00	0.00	-0.53
		MUL	3150.00	3150.00	3350.00	0.00	-5.97
		GUJ	3050.00	3050.00	2700.00	0.00	12.96
		SKT	3100.00	3100.00	2350.00	0.00	31.91
		KAR	3960.00	3960.00	4050.00	0.00	-2.22
		HYD	3750.00	3850.00	3900.00	-2.60	-3.85
		MPK	3600.00	3600.00	3600.00	0.00	0.00
		PSH	3350.00	3350.00	3650.00	0.00	-8.22
		MNG	3050.00	3050.00	3350.00	0.00	-8.96
		QTA	4800.00	4400.00	4800.00	9.09	0.00
0113202. RICE BASMATI BROKEN AVG. QLTY.	40 KG.	LAH	1960.00	1960.00	2150.00	0.00	-8.84
		RAW	2825.00	2825.00	2850.00	0.00	-0.88
		GUJ	1900.00	1900.00	2000.00	0.00	-5.00
		SAH	1625.00	1625.00	1625.00	0.00	0.00
		SKT	1800.00	1800.00	1800.00	0.00	0.00
		BPR	2000.00	1950.00	2100.00	2.56	-4.76
		GJT	1800.00	1800.00	1850.00	0.00	-2.70
		KSR	1975.00	1975.00	2150.00	0.00	-8.14
		KAR	1950.00	1950.00	1980.00	0.00	-1.52
		HYD	1775.00	1825.00	1900.00	-2.74	-6.58
		SKR	2000.00	2000.00	1600.00	0.00	25.00
		LRK	2500.00	2500.00	2800.00	0.00	-10.71

Contd.

7.10 Intercity Wholesale Prices of Selected Commodities

Group/Commodity/Item Specification	Unit	City	Prices (Rs.)			% Change in	
						Oct., 2016	
			Oct.,2016	Sept., 2016	Oct.,2015	Sept., 2016	Oct., 2015
0113203. RICE IRRI-9 PUNJAB	40 KG.	MPK	1520.00	1520.00	1300.00	0.00	16.92
		PSH	1650.00	1650.00	1950.00	0.00	-15.38
		BNU	1650.00	1650.00	1650.00	0.00	0.00
		QTA	2000.00	2000.00	2900.00	0.00	-31.03
		LAH	1780.00	1780.00	2050.00	0.00	-13.17
		FAS	1500.00	1400.00	1450.00	7.14	3.45
		RAW	2225.00	2225.00	2050.00	0.00	8.54
		SAR	1700.00	1700.00	1650.00	0.00	3.03
		SKT	1600.00	1600.00	1600.00	0.00	0.00
0113204. RICE IRRI-6 SINDH	40 KG.	QTA	1360.00	1360.00	1360.00	0.00	0.00
		KAR	1320.00	1320.00	1330.00	0.00	-0.75
		HYD	1325.00	1425.00	1525.00	-7.02	-13.11
		SKR	1440.00	1440.00	1320.00	0.00	9.09
		LRK	1360.00	1360.00	1200.00	0.00	13.33
		NWB	1800.00	1800.00	1630.00	0.00	10.43
004. Sorghum / Jowar	40 KG.	PSH	1550.00	1900.00	1360.00	-18.42	13.97
		QTA	1080.00	1080.00	1600.00	0.00	-32.50
		LAH	1550.00	1550.00	1550.00	0.00	0.00
		FAS	1150.00	1250.00	1150.00	-8.00	0.00
		SAR	1675.00	1675.00	2550.00	0.00	-34.31
		GJT	1350.00	1350.00	2200.00	0.00	-38.64
		KAR	1500.00	1540.00	1510.00	-2.60	-0.66
005. Millet / Bajra	40 KG.	HYD	1325.00	1425.00	1200.00	-7.02	10.42
		PSH	1700.00	1700.00	1490.00	0.00	14.09
		LAH	1175.00	1325.00	1225.00	-11.32	-4.08
		FAS	962.50	1190.00	1300.00	-19.12	-25.96
		SAR	1300.00	1275.00	1350.00	1.96	-3.70
006. Vegetables	100 KG.	GJT	1000.00	1230.00	1162.00	-18.70	-13.94
		KAR	1340.00	1380.00	1290.00	-2.90	3.88
		HYD	1150.00	1600.00	1300.00	-28.13	-11.54
		PSH	1310.00	1469.00	1420.00	-10.82	-7.75
		LAH	3350.00	0.00	3100.00	-----	8.06
		FAS	4500.00	0.00	3200.00	-----	40.63
		MUL	5250.00	0.00	4250.00	-----	23.53
0122201. CUCUMBER (KHEERA) AVG. QLTY.	100 KG.	SKT	5000.00	0.00	5000.00	-----	0.00
		KAR	2700.00	0.00	2025.00	-----	33.33
		SKR	4500.00	0.00	4000.00	-----	12.50
		MPK	5250.00	0.00	2200.00	-----	138.64
		PSH	3100.00	0.00	1600.00	-----	93.75
		QTA	4200.00	0.00	4200.00	-----	0.00
		LAH	3900.00	5450.00	4100.00	-28.44	-4.88
		FAS	4750.00	4500.00	4100.00	5.56	15.85
		RAW	6150.00	8300.00	5050.00	-25.90	21.78
		MUL	5250.00	5500.00	4750.00	-4.55	10.53
		GUJ	4000.00	4000.00	4500.00	0.00	-11.11
		SAR	7250.00	10000.00	4425.00	-27.50	63.84
		SKT	7000.00	9000.00	4500.00	-22.22	55.56
		KAR	2300.00	2800.00	3500.00	-17.86	-34.29
		HYD	5000.00	4500.00	6000.00	11.11	-16.67
SKR	5500.00	6000.00	5000.00	-8.33	10.00		
PSH	4650.00	4000.00	4000.00	16.25	16.25		
BNU	6000.00	4000.00	2600.00	50.00	130.77		
QTA	3200.00	4200.00	3200.00	-23.81	0.00		

Contd.

7.10 Intercity Wholesale Prices of Selected Commodities

Group/Commodity/Item Specification	Unit	City	Prices (Rs.)			% Change in Oct., 2016 Over	
			Oct.,2016	Sept., 2016	Oct.,2015	Sept., 2016	Oct., 2015
0122401. TOMATOES AVG. QLTY.	40 KG.	LAH	1475.00	1910.00	1875.00	-22.77	-21.33
		FAS	2100.00	1800.00	1700.00	16.67	23.53
		RAW	2025.00	2443.75	1625.00	-17.14	24.62
		MUL	1750.00	1700.00	1650.00	2.94	6.06
		GUJ	2200.00	2000.00	2500.00	10.00	-12.00
		SAH	2030.00	2030.00	1860.00	0.00	9.14
		SAR	1764.00	2080.00	2050.00	-15.19	-13.95
		SKT	1600.00	1750.00	2000.00	-8.57	-20.00
		BPR	1880.00	2080.00	2600.00	-9.62	-27.69
		GJT	2100.00	2000.00	1850.00	5.00	13.51
		KAR	1160.00	1520.00	2260.00	-23.68	-48.67
		HYD	1900.00	2000.00	2550.00	-5.00	-25.49
		SKR	1600.00	2400.00	2200.00	-33.33	-27.27
		LRK	2800.00	2400.00	3200.00	16.67	-12.50
		MPK	1450.00	1550.00	2200.00	-6.45	-34.09
		PSH	950.00	2000.00	1500.00	-52.50	-36.67
		BNU	1600.00	1200.00	1600.00	33.33	0.00
MNG	1400.00	1600.00	1800.00	-12.50	-22.22		
QTA	1280.00	1480.00	2480.00	-13.51	-48.39		
0124101. TURNIP AVG. QLTY.	100 KG.	LAH	3350.00	0.00	3650.00	-----	-8.22
		FAS	3500.00	0.00	3300.00	-----	6.06
		RAW	5750.00	0.00	3025.00	-----	90.08
		MUL	3500.00	0.00	2750.00	-----	27.27
		SKT	8000.00	0.00	4000.00	-----	100.00
		KAR	2900.00	0.00	1820.00	-----	59.34
		SKR	2400.00	0.00	2000.00	-----	20.00
		PSH	2550.00	0.00	1950.00	-----	30.77
		MNG	4000.00	0.00	4250.00	-----	-5.88
		QTA	3200.00	0.00	2200.00	-----	45.45
0124201. GARLIC	40 KG.	LAH	9100.00	8420.00	5460.00	8.08	66.67
		FAS	9250.00	8500.00	4250.00	8.82	117.65
		RAW	8900.00	8900.00	5175.00	0.00	71.98
		SAR	10935.00	11450.00	5850.00	-4.50	86.92
		SKT	11200.00	11200.00	6100.00	0.00	83.61
		GJT	10800.00	10600.00	5400.00	1.89	100.00
		KAR	9000.00	9000.00	4830.00	0.00	86.34
		HYD	9800.00	9800.00	5450.00	0.00	79.82
		SKR	10000.00	9600.00	4400.00	4.17	127.27
		PSH	9600.00	9600.00	6200.00	0.00	54.84
		MNG	10400.00	10400.00	6000.00	0.00	73.33
		QTA	9600.00	8800.00	6200.00	9.09	54.84
0124301. ONIONS DRY AVG. QLTY.	40 KG.	LAH	845.00	970.00	1425.00	-12.89	-40.70
		FAS	720.00	720.00	1400.00	0.00	-48.57
		RAW	1077.50	977.50	2025.00	10.23	-46.79
		MUL	520.00	760.00	1700.00	-31.58	-69.41
		GUJ	700.00	900.00	1850.00	-22.22	-62.16
		SAH	907.50	1090.00	1640.00	-16.74	-44.66
		SAR	610.00	615.00	1290.00	-0.81	-52.71
		SKT	1000.00	1440.00	1900.00	-30.56	-47.37
		BPR	940.00	1000.00	2040.00	-6.00	-53.92
		GJT	800.00	825.00	1850.00	-3.03	-56.76
		KSR	910.00	940.00	1470.00	-3.19	-38.10
		KAR	440.00	640.00	1350.00	-31.25	-67.41
		HYD	568.75	600.00	1600.00	-5.21	-64.45
		SKR	480.00	560.00	1350.00	-14.29	-64.44
LRK	1200.00	1000.00	1920.00	20.00	-37.50		
MPK	600.00	800.00	1350.00	-25.00	-55.56		

Contd.

7.10 Intercity Wholesale Prices of Selected Commodities

Group/Commodity/Item Specification	Unit	City	Prices (Rs.)			% Change in Oct., 2016 Over	
			Oct.,2016	Sept., 2016	Oct.,2015	Sept., 2016	Oct., 2015
0124901. RADDISH AVG. QLTY.	100 KG.	NWB	1100.00	1100.00	2000.00	0.00	-45.00
		PSH	1050.00	1120.00	1700.00	-6.25	-38.24
		BNU	1000.00	1000.00	1600.00	0.00	-37.50
		MNG	1000.00	1000.00	5000.00	0.00	-80.00
		QTA	880.00	720.00	1780.00	22.22	-50.56
		RAW	4250.00	4600.00	2550.00	-7.61	66.67
		MUL	2200.00	0.00	1250.00	-----	76.00
		GUJ	1600.00	1600.00	1162.50	0.00	37.63
		SAR	3525.00	7225.00	2550.00	-51.21	38.24
		SKT	3000.00	4000.00	2500.00	-25.00	20.00
0124902. LADY FINGER AVG. QLTY.	100 KG.	KAR	1700.00	1900.00	1550.00	-10.53	9.68
		PSH	4000.00	0.00	3750.00	-----	6.67
		LAH	5550.00	5550.00	3900.00	0.00	42.31
		FAS	5250.00	3500.00	3375.00	50.00	55.56
		RAW	7350.00	7350.00	4050.00	0.00	81.48
		MUL	5250.00	5000.00	4250.00	5.00	23.53
		SKT	8250.00	8250.00	4500.00	0.00	83.33
		KAR	3500.00	4750.00	3100.00	-26.32	12.90
		SKR	4200.00	4000.00	4000.00	5.00	5.00
		PSH	5000.00	4000.00	6250.00	25.00	-20.00
0124903. TINDA AVG. QLTY.	100 KG.	BNU	6000.00	4000.00	5000.00	50.00	20.00
		QTA	7200.00	5600.00	5200.00	28.57	38.46
		LAH	6100.00	7300.00	5300.00	-16.44	15.09
		FAS	7500.00	8500.00	6500.00	-11.76	15.38
		RAW	7350.00	6550.00	5250.00	12.21	40.00
		MUL	6500.00	6500.00	8250.00	0.00	-21.21
		SKT	9000.00	12000.00	7500.00	-25.00	20.00
		KAR	3100.00	3800.00	2150.00	-18.42	44.19
		SKR	3000.00	4000.00	4000.00	-25.00	-25.00
		MPK	4100.00	6100.00	4300.00	-32.79	-4.65
0124904. BRINJAL AVG. QLTY.	100 KG.	PSH	5000.00	3000.00	5750.00	66.67	-13.04
		MNG	8000.00	5000.00	4250.00	60.00	88.24
		LAH	2375.00	2250.00	1650.00	5.56	43.94
		FAS	2250.00	1100.00	2375.00	104.55	-5.26
		MUL	3250.00	2750.00	2250.00	18.18	44.44
		SAR	6150.00	2425.00	3250.00	153.61	89.23
		SKT	3000.00	3100.00	3750.00	-3.23	-20.00
		KAR	1900.00	2000.00	1700.00	-5.00	11.76
		SKR	2400.00	2400.00	1000.00	0.00	140.00
		MPK	2100.00	1550.00	2200.00	35.48	-4.55
0124905. BOTTLE GOURD (LOKI)	100 KG.	PSH	3800.00	1400.00	2750.00	171.43	38.18
		BNU	4000.00	3000.00	2000.00	33.33	100.00
		QTA	3200.00	2600.00	2600.00	23.08	23.08
		LAH	4050.00	4850.00	2250.00	-16.49	80.00
		FAS	3500.00	2500.00	3900.00	40.00	-10.26
		RAW	5250.00	5175.00	3250.00	1.45	61.54
		KAR	1100.00	2800.00	1050.00	-60.71	4.76
		HYD	1200.00	3000.00	5000.00	-60.00	-76.00
		SKR	2400.00	3000.00	3000.00	-20.00	-20.00
		PSH	3500.00	2200.00	3100.00	59.09	12.90
0124906. KARELLA	100 KG.	BNU	3500.00	3500.00	2000.00	0.00	75.00
		LAH	6850.00	6850.00	4900.00	0.00	39.80
		FAS	6750.00	5500.00	7500.00	22.73	-10.00
		RAW	7700.00	5300.00	6350.00	45.28	21.26
		SAR	8725.00	5250.00	7150.00	66.19	22.03
		KAR	2900.00	2200.00	2900.00	31.82	0.00
HYD	1600.00	3500.00	7500.00	-54.29	-78.67		

Contd.

7.10 Intercity Wholesale Prices of Selected Commodities

Group/Commodity/Item Specification	Unit	City	Prices (Rs.)			% Change in Oct., 2016 Over	
			Oct.,2016	Sept., 2016	Oct.,2015	Sept., 2016	Oct., 2015
		SKR	5000.00	5000.00	4500.00	0.00	11.11
		PSH	4500.00	4000.00	3500.00	12.50	28.57
		BNU	7000.00	4000.00	4500.00	75.00	55.56
007. Fresh Fruits							
0131201. BANANA AVG. QLTY.	DOZ.	LAH	44.50	68.50	33.50	-35.04	32.84
		FAS	37.50	40.00	43.75	-6.25	-14.29
		RAW	57.50	62.50	53.75	-8.00	6.98
		MUL	35.00	47.50	52.50	-26.32	-33.33
		GUJ	50.00	55.00	42.50	-9.09	17.65
		SKT	50.00	70.00	45.00	-28.57	11.11
		BPR	45.00	45.00	52.50	0.00	-14.29
		GJT	45.00	51.00	42.50	-11.76	5.88
		KAR	25.00	29.00	26.00	-13.79	-3.85
		HYD	42.50	42.50	47.50	0.00	-10.53
		SKR	30.00	55.00	35.00	-45.45	-14.29
		MPK	27.50	27.50	20.00	0.00	37.50
		PSH	47.50	55.00	47.50	-13.64	0.00
		MNG	60.00	80.00	75.00	-25.00	-20.00
0131701. PAPAYA (PAPETA)	40 KG.	LAH	4050.00	4050.00	4650.00	0.00	-12.90
		KAR	2300.00	1500.00	4900.00	53.33	-53.06
		HYD	2400.00	2400.00	2100.00	0.00	14.29
		MPK	2400.00	2100.00	2800.00	14.29	-14.29
0133001. GRAPES (ANGOOR) AVG. QLTY.	40 KG.	LAH	4575.00	5050.00	6600.00	-9.41	-30.68
		RAW	3350.00	3587.50	3050.00	-6.62	9.84
		KAR	2900.00	3100.00	2780.00	-6.45	4.32
		HYD	4100.00	3800.00	5000.00	7.89	-18.00
		SKR	3400.00	2800.00	4100.00	21.43	-17.07
		PSH	3400.00	2700.00	3250.00	25.93	4.62
		QTA	3200.00	3200.00	3440.00	0.00	-6.98
0134401. STRAWBURY	40 KG.	LAH	2850.00	2850.00	3350.00	0.00	-14.93
		RAW	4650.00	4650.00	5450.00	0.00	-14.68
		KAR	4600.00	4600.00	5000.00	0.00	-8.00
		SKR	2000.00	2000.00	2500.00	0.00	-20.00
0135101. APPLE AVG. QLTY.	40 KG.	LAH	3880.00	4025.00	2750.00	-3.60	41.09
		RAW	2275.00	2475.00	2725.00	-8.08	-16.51
		MUL	2200.00	2100.00	3100.00	4.76	-29.03
		KAR	1100.00	1100.00	2100.00	0.00	-47.62
		HYD	2500.00	2500.00	2400.00	0.00	4.17
		SKR	1600.00	1600.00	1200.00	0.00	33.33
		PSH	3100.00	2427.50	2400.00	27.70	29.17
		MNG	3200.00	3200.00	3300.00	0.00	-3.03
		QTA	3040.00	3040.00	2240.00	0.00	35.71
0135102. APPLE SUP. QLTY.	40 KG.	LAH	5250.00	5450.00	4250.00	-3.67	23.53
		RAW	6250.00	6525.00	6250.00	-4.21	0.00
		GJT	4100.00	5000.00	4100.00	-18.00	0.00
		KAR	1900.00	1650.00	3240.00	15.15	-41.36
		PSH	4000.00	3500.00	3225.00	14.29	24.03
		MNG	4000.00	4000.00	4100.00	0.00	-2.44
		QTA	4040.00	4040.00	3240.00	0.00	24.69
0135501. PEACH(AROO) AVG. QLTY.	40 KG.	LAH	4450.00	4450.00	3250.00	0.00	36.92
		RAW	5150.00	5150.00	3950.00	0.00	30.38
		KAR	3900.00	4200.00	2810.00	-7.14	38.79
		PSH	3200.00	3200.00	2800.00	0.00	14.29
		QTA	4240.00	4240.00	7400.00	0.00	-42.70
0135901. GUAVA AVG. QLTY.	40 KG.	LAH	2225.00	1950.00	2900.00	14.10	-23.28
		RAW	2725.00	2550.00	2250.00	6.86	21.11
		MUL	3000.00	2200.00	2300.00	36.36	30.43

Contd.

7.10 Intercity Wholesale Prices of Selected Commodities

Group/Commodity/Item Specification	Unit	City	Prices (Rs.)			% Change in Oct., 2016 Over			
			Oct.,2016	Sept., 2016	Oct.,2015	Sept., 2016	Oct., 2015		
0136101. WATER MELON	40 KG.	KAR	2500.00	1500.00	1125.00	66.67	122.22		
		PSH	2800.00	2000.00	1600.00	40.00	75.00		
		LAH	780.00	555.00	690.00	40.54	13.04		
		FAS	500.00	500.00	3000.00	0.00	-83.33		
		RAW	1175.00	1175.00	775.00	0.00	51.61		
		MUL	1200.00	1200.00	735.00	0.00	63.27		
		KSR	860.00	525.00	745.00	63.81	15.44		
		KAR	880.00	880.00	1200.00	0.00	-26.67		
		HYD	950.00	950.00	2500.00	0.00	-62.00		
		SKR	400.00	400.00	1000.00	0.00	-60.00		
0136102. MUSK MELON (SARDA/GARMA)	40 KG.	PSH	800.00	800.00	1000.00	0.00	-20.00		
		QTA	760.00	760.00	640.00	0.00	18.75		
		LAH	2050.00	1250.00	2500.00	64.00	-18.00		
		RAW	1525.00	1525.00	1475.00	0.00	3.39		
		SKT	1000.00	1000.00	2000.00	0.00	-50.00		
0136103. SWEET MELON (KHURBOZA)	40 KG.	KAR	1900.00	940.00	1640.00	102.13	15.85		
		PSH	1200.00	1200.00	1750.00	0.00	-31.43		
		LAH	2050.00	1135.00	1690.00	80.62	21.30		
		RAW	2175.00	2025.00	1775.00	7.41	22.54		
008. Dry Fruits	40 KG.	KAR	1100.00	950.00	1240.00	15.79	-11.29		
		HYD	2200.00	2000.00	2400.00	10.00	-8.33		
		0138101. ALMOND KAGZI(IN SHELL)AVG. QLTY.	40 KG.	LAH	21800.00	21800.00	21800.00	0.00	0.00
		RAW		18400.00	16850.00	14750.00	9.20	24.75	
MUL	23500.00	23000.00		26500.00	2.17	-11.32			
KAR	27000.00	25000.00		25000.00	8.00	8.00			
0138401. CHHOARA (DRY DATES) AVG. QLTY.	40 KG.	HYD	22000.00	22000.00	21000.00	0.00	4.76		
		MPK	25500.00	25500.00	28500.00	0.00	-10.53		
		PSH	21500.00	21000.00	31000.00	2.38	-30.65		
		MNG	21600.00	19200.00	30000.00	12.50	-28.00		
		QTA	20000.00	20000.00	13200.00	0.00	51.52		
		LAH	3825.00	3825.00	3500.00	0.00	9.29		
		FAS	1750.00	2750.00	2500.00	-36.36	-30.00		
		RAW	3950.00	3950.00	3950.00	0.00	0.00		
		MUL	3500.00	3300.00	3900.00	6.06	-10.26		
		KAR	5400.00	5400.00	4300.00	0.00	25.58		
0138501. PISTACHIO(WITHOUT SHELL)AVG. QLTY	40 KG.	HYD	3400.00	3400.00	3300.00	0.00	3.03		
		MPK	2000.00	2200.00	2500.00	-9.09	-20.00		
		PSH	3900.00	4000.00	3200.00	-2.50	21.88		
		BNU	3700.00	3700.00	3700.00	0.00	0.00		
		LAH	81500.00	81500.00	83500.00	0.00	-2.40		
		RAW	74500.00	72500.00	72500.00	2.76	2.76		
		MUL	69000.00	69000.00	78500.00	0.00	-12.10		
0138901. COCONUT DRY AVG. QLTY.	40 KG.	KAR	84000.00	84000.00	88800.00	0.00	-5.41		
		HYD	82000.00	82000.00	85000.00	0.00	-3.53		
		SKR	82000.00	82000.00	83500.00	0.00	-1.80		
		PSH	75000.00	75000.00	75000.00	0.00	0.00		
		QTA	58000.00	58000.00	58000.00	0.00	0.00		
		LAH	9100.00	9100.00	8450.00	0.00	7.69		
		MUL	7350.00	7100.00	7400.00	3.52	-0.68		
		GJT	10200.00	7800.00	8500.00	30.77	20.00		
		KAR	9000.00	8600.00	7550.00	4.65	19.21		
		HYD	10500.00	8000.00	8500.00	31.25	23.53		
	40 KG.	SKR	10000.00	9600.00	10000.00	4.17	0.00		
		MPK	12000.00	8500.00	8500.00	41.18	41.18		
		PSH	8800.00	8000.00	9550.00	10.00	-7.85		
		MNG	10100.00	7680.00	8000.00	31.51	26.25		

Contd.

7.10 Intercity Wholesale Prices of Selected Commodities

Group/Commodity/Item Specification	Unit	City	Prices (Rs.)			% Change in Oct., 2016 Over	
			Oct.,2016	Sept., 2016	Oct.,2015	Sept., 2016	Oct., 2015
009. Cotton Seeds							
0143101. COTTON SEEDS	40 KG.	FAS	1600.00	1600.00	1500.00	0.00	6.67
		MUL	1425.00	1425.00	1225.00	0.00	16.33
		SAH	1587.50	1662.50	1525.00	-4.51	4.10
		SAR	1875.00	1875.00	1465.00	0.00	27.99
		SKT	2000.00	2000.00	1700.00	0.00	17.65
		KSR	1425.00	1425.00	1425.00	0.00	0.00
		KAR	2280.00	2280.00	2800.00	0.00	-18.57
		HYD	1300.00	1500.00	1200.00	-13.33	8.33
010. Other Oil Seeds							
0144201. MUSTARD SEEDS	40 KG.	FAS	2350.00	2350.00	2250.00	0.00	4.44
		MUL	2325.00	2175.00	2050.00	6.90	13.41
		SAH	2337.50	2225.00	2100.00	5.06	11.31
		BPR	2350.00	2250.00	2150.00	4.44	9.30
		KSR	2750.00	2750.00	2750.00	0.00	0.00
		KAR	2520.00	2520.00	2485.00	0.00	1.41
		HYD	2350.00	2350.00	2100.00	0.00	11.90
		MPK	2200.00	2000.00	2200.00	10.00	0.00
		NWB	2100.00	2100.00	1500.00	0.00	40.00
		PSH	3200.00	3200.00	3200.00	0.00	0.00
011. Edible Roots / Potatoes							
0151001. POTATOES WHITE AVG. QLTY.	40 KG.	KAR	700.00	760.00	405.00	-7.89	72.84
		HYD	690.00	690.00	440.00	0.00	56.82
		SKR	800.00	800.00	400.00	0.00	100.00
		MPK	800.00	800.00	400.00	0.00	100.00
		QTA	1000.00	1000.00	760.00	0.00	31.58
0151002. POTATOES RED AVG. QLTY.	40 KG.	LAH	1055.00	1065.00	1080.00	-0.94	-2.31
		FAS	1000.00	1100.00	900.00	-9.09	11.11
		RAW	1425.00	1425.00	912.50	0.00	56.16
		MUL	900.00	720.00	925.00	25.00	-2.70
		GUJ	1700.00	1600.00	1450.00	6.25	17.24
		SAH	690.00	690.00	1240.00	0.00	-44.35
		SAR	1850.00	2115.00	1250.00	-12.53	48.00
		SKT	1900.00	2200.00	1300.00	-13.64	46.15
		BPR	880.00	920.00	760.00	-4.35	15.79
		PSH	1200.00	1200.00	880.00	0.00	36.36
		MNG	1040.00	1040.00	920.00	0.00	13.04
012. Stimulant & Spice Crops							
0165201. RED CHILLIES DRY(WHOLE)	40 KG.	LAH	8450.00	8950.00	8850.00	-5.59	-4.52
		FAS	6650.00	8000.00	6100.00	-16.88	9.02
		RAW	9400.00	9400.00	9100.00	0.00	3.30
		MUL	4100.00	4600.00	7700.00	-10.87	-46.75
		KAR	9000.00	8600.00	6200.00	4.65	45.16
		HYD	7500.00	9500.00	7500.00	-21.05	0.00
		MPK	5750.00	5750.00	6500.00	0.00	-11.54
		PSH	8000.00	8000.00	9000.00	0.00	-11.11
		QTA	11600.00	11600.00	11600.00	0.00	0.00
0165401. CUMINSEED WHITE 50 G.PKT.NAT.	EACH	LAH	49.50	49.50	49.50	0.00	0.00
		FAS	48.28	48.28	48.28	0.00	0.00
		RAW	46.00	46.00	46.00	0.00	0.00
		MUL	49.07	49.07	48.67	0.00	0.82
		KAR	50.00	50.00	50.00	0.00	0.00
		HYD	52.00	52.00	52.00	0.00	0.00
		MPK	40.45	40.45	40.45	0.00	0.00
		PSH	51.00	51.00	51.00	0.00	0.00
		MNG	45.00	45.00	45.00	0.00	0.00
		QTA	46.00	46.00	46.00	0.00	0.00

Contd.

7.10 Intercity Wholesale Prices of Selected Commodities

Group/Commodity/Item Specification	Unit	City	Prices (Rs.)			% Change in Oct., 2016 Over	
			Oct.,2016	Sept., 2016	Oct.,2015	Sept., 2016	Oct., 2015
0165402. CARDAMOM LARGE	40 KG.	LAH	99000.00	99000.00	112500.00	0.00	-12.00
		RAW	83500.00	83500.00	81000.00	0.00	3.09
		MUL	91000.00	93500.00	126500.00	-2.67	-28.06
		KAR	110000.00	110000.00	121500.00	0.00	-9.47
		HYD	70000.00	72000.00	110000.00	-2.78	-36.36
		MPK	96000.00	100000.00	110000.00	-4.00	-12.73
		PSH	64000.00	64000.00	128000.00	0.00	-50.00
		QTA	104000.00	104000.00	104000.00	0.00	0.00
0165403. CARDAMOM SMALL	KG.	LAH	1125.00	1125.00	1262.50	0.00	-10.89
		RAW	1325.00	1325.00	1325.00	0.00	0.00
		MUL	790.00	790.00	1250.00	0.00	-36.80
		KAR	1275.00	1325.00	1275.00	-3.77	0.00
		HYD	1000.00	1000.00	1400.00	0.00	-28.57
		MPK	1000.00	1000.00	1000.00	0.00	0.00
		PSH	1250.00	1250.00	1375.00	0.00	-9.09
		QTA	925.00	925.00	925.00	0.00	0.00
0165501. CINNAMON	40 KG.	RAW	9350.00	9350.00	9250.00	0.00	1.08
		MUL	9100.00	9100.00	9700.00	0.00	-6.19
		KAR	9300.00	9300.00	9650.00	0.00	-3.63
		PSH	8600.00	8600.00	10000.00	0.00	-14.00
		QTA	5100.00	5100.00	5100.00	0.00	0.00
0165701. GINGER GREEN	40 KG.	LAH	2825.00	2825.00	4900.00	0.00	-42.35
		FAS	2450.00	3000.00	3200.00	-18.33	-23.44
		RAW	4250.00	6525.00	4750.00	-34.87	-10.53
		SAR	3890.00	3890.00	6540.00	0.00	-40.52
		SKT	5700.00	5700.00	6950.00	0.00	-17.99
		KAR	2900.00	4200.00	4900.00	-30.95	-40.82
		HYD	5500.00	5500.00	7300.00	0.00	-24.66
		SKR	4000.00	5200.00	5600.00	-23.08	-28.57
		PSH	4000.00	3600.00	8200.00	11.11	-51.22
		MNG	4800.00	6800.00	7200.00	-29.41	-33.33
		QTA	7000.00	6800.00	6200.00	2.94	12.90
013. Pulses							
0170101. KIDNEY BEANS DRY WHOLE (LOBIA)	40 KG.	LAH	4825.00	4825.00	5250.00	0.00	-8.10
		RAW	4650.00	4650.00	4725.00	0.00	-1.59
		MUL	4250.00	4250.00	4300.00	0.00	-1.16
		KSR	4700.00	4700.00	5250.00	0.00	-10.48
		KAR	3960.00	4100.00	4370.00	-3.41	-9.38
		HYD	3600.00	3600.00	3400.00	0.00	5.88
		PSH	3918.00	3918.00	3850.00	0.00	1.77
		BNU	4500.00	4500.00	4500.00	0.00	0.00
		QTA	5600.00	5600.00	5000.00	0.00	12.00
		0170401. MASOOR WHOLE AVG. QLTY.	100 KG.	LAH	11900.00	11900.00	11250.00
FAS	10125.00			10750.00	9875.00	-5.81	2.53
RAW	13650.00			13650.00	12550.00	0.00	8.76
MUL	10125.00			11375.00	10100.00	-10.99	0.25
SAR	10000.00			10600.00	9750.00	-5.66	2.56
SKT	11400.00			12300.00	11000.00	-7.32	3.64
BPR	11250.00			11250.00	11250.00	0.00	0.00
GJT	10750.00			11000.00	11000.00	-2.27	-2.27
KSR	11250.00			11250.00	11750.00	0.00	-4.26
KAR	10800.00			11000.00	10550.00	-1.82	2.37
HYD	11000.00			11000.00	9400.00	0.00	17.02
SKR	12500.00			12000.00	11000.00	4.17	13.64
LRK	11000.00			11000.00	11000.00	0.00	0.00
MPK	11800.00			11500.00	11000.00	2.61	7.27
PSH	13100.00			13200.00	12300.00	-0.76	6.50
QTA	14600.00			13600.00	12100.00	7.35	20.66

Contd.

7.10 Intercity Wholesale Prices of Selected Commodities

Group/Commodity/Item Specification	Unit	City	Prices (Rs.)			% Change in Oct., 2016 Over	
			Oct.,2016	Sept., 2016	Oct.,2015	Sept., 2016	Oct., 2015
0170402. MASOOR SPLIT AVG. QLTY.	100 KG.	LAH	13650.00	13650.00	13250.00	0.00	3.02
		FAS	11250.00	12250.00	11250.00	-8.16	0.00
		RAW	14475.00	14475.00	13600.00	0.00	6.43
		MUL	11375.00	11625.00	11500.00	-2.15	-1.09
		SAR	12250.00	12250.00	10750.00	0.00	13.95
		SKT	12000.00	13000.00	12800.00	-7.69	-6.25
		BPR	12250.00	12250.00	11500.00	0.00	6.52
		GJT	13000.00	13000.00	14000.00	0.00	-7.14
		KAR	11800.00	11900.00	12350.00	-0.84	-4.45
		HYD	11800.00	11800.00	10800.00	0.00	9.26
		SKR	13500.00	13000.00	12000.00	3.85	12.50
		LRK	12500.00	13000.00	12000.00	-3.85	4.17
		MPK	12500.00	12000.00	12200.00	4.17	2.46
		PSH	13200.00	13200.00	12000.00	0.00	10.00
QTA	15200.00	14200.00	11100.00	7.04	36.94		
0170901. GRAM WHOLE YELLOW AVG. QLTY.	100 KG.	LAH	14100.00	14100.00	10250.00	0.00	37.56
		FAS	14000.00	11500.00	8250.00	21.74	69.70
		RAW	17350.00	17350.00	8750.00	0.00	98.29
		MUL	15500.00	15375.00	9750.00	0.81	58.97
		SAR	16500.00	16500.00	8825.00	0.00	86.97
		BPR	19650.00	16750.00	11000.00	17.31	78.64
		GJT	15250.00	15250.00	9000.00	0.00	69.44
		KAR	14750.00	15750.00	9950.00	-6.35	48.24
		HYD	15500.00	14500.00	8600.00	6.90	80.23
		SKR	16000.00	16000.00	10000.00	0.00	60.00
		MPK	20200.00	20000.00	11500.00	1.00	75.65
		PSH	18500.00	18500.00	8400.00	0.00	120.24
		BNU	11000.00	11000.00	8200.00	0.00	34.15
		QTA	16000.00	16000.00	13500.00	0.00	18.52
0170902. GRAM SPLIT AVG. QLTY.	100 KG.	LAH	13300.00	12700.00	10250.00	4.72	29.76
		FAS	11050.00	12250.00	8750.00	-9.80	26.29
		RAW	14625.00	13450.00	11650.00	8.74	25.54
		MUL	14625.00	14000.00	9750.00	4.46	50.00
		GUJ	15000.00	13750.00	11250.00	9.09	33.33
		SAR	14500.00	12875.00	10250.00	12.62	41.46
		SKT	14200.00	14200.00	10800.00	0.00	31.48
		BPR	16100.00	15000.00	11000.00	7.33	46.36
		GJT	14500.00	13250.00	11250.00	9.43	28.89
		KAR	14200.00	13600.00	10300.00	4.41	37.86
		HYD	16000.00	15000.00	10200.00	6.67	56.86
		SKR	15000.00	15000.00	9800.00	0.00	53.06
		MPK	15700.00	14000.00	11200.00	12.14	40.18
		PSH	15350.00	14350.00	10000.00	6.97	53.50
BNU	15600.00	14500.00	10300.00	7.59	51.46		
QTA	17000.00	16400.00	13000.00	3.66	30.77		
0170903. MASH WHOLE AVG. QLTY.	100 KG.	LAH	22100.00	22700.00	17250.00	-2.64	28.12
		FAS	15468.50	19500.00	14500.00	-20.67	6.68
		RAW	19750.00	20550.00	21550.00	-3.89	-8.35
		MUL	15375.00	17375.00	13000.00	-11.51	18.27
		SKT	18500.00	22000.00	20000.00	-15.91	-7.50
		KSR	19900.00	20500.00	17500.00	-2.93	13.71
0170904. MASH SPLIT AVG. QLTY.	100 KG.	LAH	23100.00	23900.00	18250.00	-3.35	26.58
		FAS	18000.00	21750.00	17250.00	-17.24	4.35
		RAW	21100.00	22100.00	22250.00	-4.52	-5.17
		MUL	18375.00	19875.00	18500.00	-7.55	-0.68
		SKT	21000.00	24000.00	21000.00	-12.50	0.00

Contd.

7.10 Intercity Wholesale Prices of Selected Commodities

Group/Commodity/Item Specification	Unit	City	Prices (Rs.)			% Change in Oct., 2016 Over	
			Oct.,2016	Sept., 2016	Oct.,2015	Sept., 2016	Oct., 2015
		KSR	20900.00	21750.00	18750.00	-3.91	11.47
		KAR	18800.00	20600.00	15750.00	-8.74	19.37
		HYD	19600.00	20800.00	22750.00	-5.77	-13.85
		SKR	23000.00	23000.00	20000.00	0.00	15.00
		MPK	18500.00	19500.00	22500.00	-5.13	-17.78
		PSH	22500.00	24000.00	20000.00	-6.25	12.50
		MNG	18000.00	18000.00	23000.00	0.00	-21.74
		QTA	23400.00	23400.00	23600.00	0.00	-0.85
0170905. MOONG WHOLE AVG. QLTY.	100 KG.	LAH	12850.00	12850.00	13250.00	0.00	-3.02
		FAS	9250.00	9375.00	9575.00	-1.33	-3.39
		RAW	13950.00	13950.00	16600.00	0.00	-15.96
		MUL	8375.00	8625.00	10750.00	-2.90	-22.09
		SKT	11000.00	11500.00	14000.00	-4.35	-21.43
		GJT	9250.00	9750.00	11800.00	-5.13	-21.61
		KSR	11750.00	11750.00	13250.00	0.00	-11.32
		KAR	10200.00	11400.00	15150.00	-10.53	-32.67
		SKR	13000.00	13000.00	12000.00	0.00	8.33
		PSH	11650.00	11800.00	10900.00	-1.27	6.88
		MNG	9600.00	9000.00	11500.00	6.67	-16.52
		QTA	14200.00	14200.00	16000.00	0.00	-11.25
0170906. MOONG SPLIT AVG. QLTY.	100 KG.	LAH	13287.50	13287.50	14250.00	0.00	-6.75
		FAS	9250.00	9750.00	10875.00	-5.13	-14.94
		RAW	14250.00	14250.00	16900.00	0.00	-15.68
		MUL	10062.50	10125.00	12500.00	-0.62	-19.50
		SKT	11500.00	12000.00	14000.00	-4.17	-17.86
		GJT	10000.00	10500.00	12500.00	-4.76	-20.00
		KAR	11200.00	12350.00	16200.00	-9.31	-30.86
		HYD	10600.00	10600.00	12200.00	0.00	-13.11
		SKR	14000.00	14000.00	13500.00	0.00	3.70
		MPK	13500.00	12000.00	15600.00	12.50	-13.46
		PSH	11750.00	12000.00	11500.00	-2.08	2.17
		MNG	10400.00	10000.00	13500.00	4.00	-22.96
		QTA	13800.00	13800.00	15600.00	0.00	-11.54
014. Sugar Crops							
0180206. SUGAR CANE (OPEN MARKET)	40 KG.	FAS	190.00	175.00	175.00	8.57	8.57
		HYD	182.00	182.00	182.00	0.00	0.00
		PSH	212.10	212.10	212.00	0.00	0.05
015. Fibre Crops							
0192101. COTTON SPOT RATE EX-KAR.	40 KG.	KAR	6568.50	6562.00	5758.00	0.10	14.08
0192201. JUTE BAGS LOCAL	100	LAH	12550.00	12550.00	12250.00	0.00	2.45
		FAS	9000.00	9000.00	9000.00	0.00	0.00
		KAR	12450.00	12450.00	12300.00	0.00	1.22
		PSH	9500.00	9500.00	9500.00	0.00	0.00
016. Unmanufactured Tobacco							
0197001. TOBACCO SIND KARO	40 KG.	SAR	6100.00	6100.00	5600.00	0.00	8.93
		SKR	3200.00	2200.00	2200.00	45.45	45.45
		LRK	2600.00	2600.00	2500.00	0.00	4.00
0197002. TOBACCO DESI(MITHA)	40 KG.	LAH	6850.00	6850.00	5450.00	0.00	25.69
		SAR	7600.00	7500.00	7150.00	1.33	6.29
		HYD	4800.00	4800.00	5200.00	0.00	-7.69
		QTA	2800.00	2800.00	2800.00	0.00	0.00
0197003. TOBACCO SUFAID PATHA	40 KG.	MUL	7100.00	7100.00	7100.00	0.00	0.00
		SAR	6400.00	6400.00	5950.00	0.00	7.56
		KAR	4100.00	3600.00	2830.00	13.89	44.88
		HYD	5000.00	5000.00	5600.00	0.00	-10.71
		QTA	5415.00	5415.00	5415.00	0.00	0.00

Contd.

7.10 Intercity Wholesale Prices of Selected Commodities

Group/Commodity/Item Specification	Unit	City	Prices (Rs.)			% Change in					
			Oct.,2016	Sept., 2016	Oct.,2015	Sept., 2016	Oct., 2015				
0197004. TOBACCO HUKKA TWISTED	40 KG.	LAH	5850.00	5850.00	4450.00	0.00	31.46				
		RAW	2625.00	2625.00	2625.00	0.00	0.00				
		MUL	4700.00	4700.00	4700.00	0.00	0.00				
		KSR	5850.00	5850.00	4650.00	0.00	25.81				
		HYD	4800.00	4800.00	5500.00	0.00	-12.73				
		SKR	8000.00	8000.00	8000.00	0.00	0.00				
0197005. TOBACCO HUKKA PREPARED	40 KG.	QTA	2970.00	2970.00	2970.00	0.00	0.00				
		LAH	4850.00	4850.00	3850.00	0.00	25.97				
		RAW	1525.00	1525.00	1525.00	0.00	0.00				
		MUL	1500.00	1500.00	1500.00	0.00	0.00				
		KSR	5350.00	5350.00	3700.00	0.00	44.59				
		LRK	1500.00	1500.00	1500.00	0.00	0.00				
017. Poultry	1 KG.	QTA	1530.00	1530.00	1530.00	0.00	0.00				
		0215101. CHICKEN FARM(LIVE)	LAH	126.50	85.50	78.50	47.95	61.15			
			FAS	143.50	100.00	75.00	43.50	91.33			
			RAW	141.50	135.50	79.00	4.43	79.11			
			MUL	153.00	113.00	102.50	35.40	49.27			
			GUJ	131.00	114.00	100.00	14.91	31.00			
			SKT	135.00	100.00	100.00	35.00	35.00			
			BPR	140.00	129.00	105.00	8.53	33.33			
			KAR	134.50	131.00	130.00	2.67	3.46			
			HYD	135.00	110.00	126.00	22.73	7.14			
			SKR	140.00	120.00	145.00	16.67	-3.45			
			MPK	110.00	104.00	106.00	5.77	3.77			
			PSH	157.00	130.00	106.00	20.77	48.11			
			MNG	165.00	139.00	125.00	18.71	32.00			
			QTA	160.00	150.00	145.00	6.67	10.34			
			018. Raw Milk from Bovine Animals	40 LTR.	0221101. FRESH MILK	LAH	2460.00	2460.00	3000.00	0.00	-18.00
						FAS	2600.00	2600.00	2200.00	0.00	18.18
RAW	3337.50	3337.50				3225.00	0.00	3.49			
MUL	2650.00	2620.00				2450.00	1.15	8.16			
SAH	2400.00	2400.00				2000.00	0.00	20.00			
SKT	2600.00	2600.00				2600.00	0.00	0.00			
KSR	2520.00	2225.00				2225.00	13.26	13.26			
KAR	3000.00	3000.00				3000.00	0.00	0.00			
HYD	2800.00	2800.00				2800.00	0.00	0.00			
SKR	2800.00	2800.00				2800.00	0.00	0.00			
MPK	2600.00	2600.00				2600.00	0.00	0.00			
PSH	2400.00	2400.00				2450.00	0.00	-2.04			
BNU	2800.00	2800.00				2600.00	0.00	7.69			
QTA	3400.00	3400.00				2800.00	0.00	21.43			
019. Eggs	EACH	0231001. EGGS FARM CRATE OF 30 DOZ.				LAH	2580.00	3000.00	2460.00	-14.00	4.88
			FAS	2670.00	2940.00	2400.00	-9.18	11.25			
			RAW	2565.00	2837.50	3245.00	-9.60	-20.96			
			MUL	2650.00	2550.00	2425.00	3.92	9.28			
			GUJ	2580.00	2940.00	2400.00	-12.24	7.50			
			SKT	2550.00	2850.00	2700.00	-10.53	-5.56			
			BPR	2820.00	2940.00	2400.00	-4.08	17.50			
			KAR	2400.00	2805.00	2370.00	-14.44	1.27			
			HYD	2590.00	2650.00	2550.00	-2.26	1.57			
			SKR	2550.00	2600.00	2400.00	-1.92	6.25			
			MPK	2600.00	2600.00	2310.00	0.00	12.55			
			PSH	2675.00	2850.00	2725.00	-6.14	-1.83			
			MNG	2650.00	3075.00	2700.00	-13.82	-1.85			
			QTA	3000.00	3000.00	3200.00	0.00	-6.25			

Contd.

7.10 Intercity Wholesale Prices of Selected Commodities

Group/Commodity/Item Specification	Unit	City	Prices (Rs.)			% Change in Oct., 2016 Over	
			Oct.,2016	Sept., 2016	Oct.,2015	Sept., 2016	Oct., 2015
020.Raw Animal Materials / Wool							
0294201. WOOL PAK. SUPERIOR WHITE	40 KG.	LAH	1575.00	1575.00	1575.00	0.00	0.00
		MUL	1750.00	1750.00	1900.00	0.00	-7.89
		KAR	4350.00	4350.00	3900.00	0.00	11.54
0294202. WOOL PAK. SUPERIOR YELLOW	40 KG.	BNU	2500.00	2500.00	2500.00	0.00	0.00
		LAH	1375.00	1375.00	1375.00	0.00	0.00
		MUL	1050.00	1050.00	1500.00	0.00	-30.00
0294203. WOOL PAK MEDIUM WHITE	40 KG.	KAR	4300.00	4300.00	3900.00	0.00	10.26
		BNU	2250.00	2250.00	2250.00	0.00	0.00
		LAH	1300.00	1300.00	1300.00	0.00	0.00
0294204. WOOL PAK.MEDIUM YELLOW	40 KG.	MUL	1700.00	1700.00	1700.00	0.00	0.00
		KAR	3600.00	3600.00	3400.00	0.00	5.88
		BNU	2100.00	2100.00	2100.00	0.00	0.00
0294205. WOOL COLOURED LIGHT	40 KG.	LAH	1175.00	1175.00	1175.00	0.00	0.00
		MUL	850.00	850.00	1300.00	0.00	-34.62
		KAR	3275.00	3275.00	3100.00	0.00	5.65
0294206. WOOL COLOURED DARK	40 KG.	BNU	1850.00	1850.00	1850.00	0.00	0.00
		LAH	925.00	925.00	925.00	0.00	0.00
		MUL	550.00	550.00	750.00	0.00	-26.67
0294205. WOOL COLOURED LIGHT	40 KG.	KAR	2700.00	2700.00	2500.00	0.00	8.00
		BNU	1600.00	1600.00	1600.00	0.00	0.00
		LAH	825.00	825.00	825.00	0.00	0.00
0294206. WOOL COLOURED DARK	40 KG.	MUL	375.00	375.00	550.00	0.00	-31.82
		KAR	2500.00	2500.00	2300.00	0.00	8.70
		BNU	1500.00	1500.00	1500.00	0.00	0.00
021.Hides & Fur Skins, Raw							
0295101. HIDES WET SALTED COW MEDIUM	EACH	LAH	1575.00	2800.00	2800.00	-43.75	-43.75
		RAW	1450.00	1450.00	2150.00	0.00	-32.56
		MUL	1450.00	1350.00	1900.00	7.41	-23.68
		SKT	1750.00	1750.00	2250.00	0.00	-22.22
		KSR	1475.00	2800.00	2800.00	-47.32	-47.32
		KAR	4000.00	4000.00	4000.00	0.00	0.00
		HYD	3000.00	3000.00	3000.00	0.00	0.00
		BNU	1000.00	1100.00	1700.00	-9.09	-41.18
		QTA	3500.00	3500.00	3500.00	0.00	0.00
		0295102. HIDES WET SALTED BUFFALO MEDIUM	EACH	LAH	1275.00	2450.00	2400.00
RAW	1450.00			1450.00	2150.00	0.00	-32.56
MUL	1900.00			1900.00	2700.00	0.00	-29.63
SKT	2000.00			2000.00	2250.00	0.00	-11.11
KSR	1175.00			2400.00	2400.00	-51.04	-51.04
KAR	2700.00			2700.00	2700.00	0.00	0.00
HYD	1850.00			1850.00	1850.00	0.00	0.00
BNU	1400.00			1425.00	1900.00	-1.75	-26.32
QTA	2400.00			2400.00	2400.00	0.00	0.00
0295103. HIDES WET SALTED CALF MEDIUM	EACH			LAH	675.00	2000.00	2000.00
		RAW	1150.00	1150.00	1750.00	0.00	-34.29
		MUL	750.00	750.00	950.00	0.00	-21.05
		SKT	500.00	500.00	600.00	0.00	-16.67
		KSR	575.00	2000.00	2000.00	-71.25	-71.25
		KAR	3900.00	3900.00	3900.00	0.00	0.00
		HYD	2050.00	2050.00	2050.00	0.00	0.00
		BNU	700.00	750.00	900.00	-6.67	-22.22
		QTA	2300.00	2300.00	2300.00	0.00	0.00
		0295301. SHEEP SKIN MEDIUM	100	RAW	21500.00	21500.00	25500.00
MUL	11500.00			11500.00	17000.00	0.00	-32.35
KSR	13500.00			22000.00	22000.00	-38.64	-38.64
KAR	42500.00			42500.00	42500.00	0.00	0.00

Contd.

7.10 Intercity Wholesale Prices of Selected Commodities

Group/Commodity/Item Specification	Unit	City	Prices (Rs.)			% Change in Oct., 2016 Over	
			Oct.,2016	Sept., 2016	Oct.,2015	Sept., 2016	Oct., 2015
0295302. SHEEP SKIN LARGE	100	HYD	20500.00	20500.00	20500.00	0.00	0.00
		PSH	15000.00	15000.00	38000.00	0.00	-60.53
		QTA	50000.00	50000.00	50000.00	0.00	0.00
		LAH	19500.00	39000.00	39000.00	-50.00	-50.00
		RAW	24500.00	24500.00	31500.00	0.00	-22.22
		MUL	18500.00	19500.00	22000.00	-5.13	-15.91
		KSR	17500.00	30500.00	30500.00	-42.62	-42.62
		KAR	55500.00	55500.00	55500.00	0.00	0.00
0295401. GOAT SKIN LARGE	100	HYD	31500.00	31500.00	31500.00	0.00	0.00
		PSH	20000.00	20000.00	52000.00	0.00	-61.54
		QTA	55000.00	55000.00	55000.00	0.00	0.00
		LAH	21000.00	40000.00	40000.00	-47.50	-47.50
		RAW	23500.00	23500.00	30500.00	0.00	-22.95
		KSR	18500.00	37000.00	37000.00	-50.00	-50.00
		KAR	37500.00	37500.00	37500.00	0.00	0.00
		HYD	36500.00	36500.00	36500.00	0.00	0.00
0295402. GOAT SKIN EXTRA LARGE	100	PSH	20000.00	20000.00	35000.00	0.00	-42.86
		QTA	43500.00	43500.00	43500.00	0.00	0.00
		LAH	23250.00	50000.00	50000.00	-53.50	-53.50
		RAW	25500.00	25500.00	32500.00	0.00	-21.54
		MUL	36500.00	39000.00	37500.00	-6.41	-2.67
		KSR	20500.00	45000.00	45000.00	-54.44	-54.44
		KAR	49250.00	49250.00	49250.00	0.00	0.00
		HYD	36750.00	36750.00	36750.00	0.00	0.00
0295403. GOAT SKIN MEDIUM	100	PSH	26000.00	26000.00	36000.00	0.00	-27.78
		QTA	52500.00	52500.00	52500.00	0.00	0.00
		LAH	15500.00	29000.00	29000.00	-46.55	-46.55
		RAW	22250.00	22250.00	26500.00	0.00	-16.04
		MUL	15500.00	16500.00	19000.00	-6.06	-18.42
		SKT	19000.00	19000.00	30000.00	0.00	-36.67
		KSR	14500.00	24500.00	24500.00	-40.82	-40.82
		KAR	24500.00	24500.00	24500.00	0.00	0.00
0295404. GOAT SKIN SMALL	100	PSH	20000.00	20000.00	28000.00	0.00	-28.57
		QTA	37500.00	37500.00	37500.00	0.00	0.00
		LAH	11500.00	21000.00	21000.00	-45.24	-45.24
		RAW	21500.00	21500.00	25500.00	0.00	-15.69
		SKT	15000.00	15000.00	10000.00	0.00	50.00
		KSR	10500.00	18500.00	18500.00	-43.24	-43.24
		KAR	26500.00	26500.00	26500.00	0.00	0.00
		PSH	15000.00	15000.00	20000.00	0.00	-25.00
022. Fuel Wood in Logs	40 KG.	QTA	27000.00	27000.00	27000.00	0.00	0.00
		LAH	655.00	655.00	690.00	0.00	-5.07
		FAS	380.00	380.00	380.00	0.00	0.00
		RAW	650.00	650.00	650.00	0.00	0.00
		MUL	490.00	490.00	490.00	0.00	0.00
		GJT	470.00	470.00	470.00	0.00	0.00
		KAR	600.00	600.00	587.50	0.00	2.13
		HYD	400.00	400.00	350.00	0.00	14.29
		SKR	375.00	375.00	375.00	0.00	0.00
		LRK	400.00	400.00	400.00	0.00	0.00
		PSH	675.00	675.00	675.00	0.00	0.00
		MNG	500.00	500.00	500.00	0.00	0.00
		QTA	465.00	465.00	465.00	0.00	0.00

Contd.

7.10 Intercity Wholesale Prices of Selected Commodities

Group/Commodity/Item Specification	Unit	City	Prices (Rs.)			% Change in	
			Oct.,2016	Sept., 2016	Oct.,2015	Sept., 2016	Oct., 2015
023. Fish Live Fresh or Chilled							
0411901. FISH RAHU RIVER	40 KG.	LAH	8900.00	8900.00	9850.00	0.00	-9.64
		RAW	6450.00	6450.00	6300.00	0.00	2.38
		MUL	7750.00	6750.00	7750.00	14.81	0.00
		HYD	8000.00	8000.00	7500.00	0.00	6.67
		SKR	9850.00	9850.00	10500.00	0.00	-6.19
		PSH	8000.00	8000.00	7400.00	0.00	8.11
0411902. FISH RAHU SEA	40 KG.	KAR	8700.00	8700.00	5060.00	0.00	71.94
0411903. FISH SURMAI (SEA)	40 KG.	KAR	14580.00	14580.00	11200.00	0.00	30.18
<u>2. Ores/Minerals, Elec., Gas & Water</u>							
024. Coal not Agglomerated							
1101001. COAL	MT.	LAH	9750.00	9750.00	12250.00	0.00	-20.41
025. Natural Gas Liquified							
1202001. SUI GAS GENERAL INDUSRIAL USE	MMBTU	KAR	600.00	600.00	600.00	0.00	0.00
1202002. LPG	KG.	LAH	79.60	69.70	84.70	14.20	-6.02
		RAW	97.50	94.50	105.50	3.17	-7.58
		KAR	90.00	90.00	80.00	0.00	12.50
		PSH	100.00	90.00	110.00	11.11	-9.09
		QTA	110.00	100.00	110.00	10.00	0.00
1202003. CNG	KG.	KAR	67.50	67.50	67.50	0.00	0.00
026. Salt & Pure Sodium Chloride							
1620001. SALT CRUSHED LAHORI	40 KG.	LAH	195.00	195.00	195.00	0.00	0.00
		RAW	395.00	395.00	365.00	0.00	8.22
		MUL	280.00	280.00	280.00	0.00	0.00
		GJT	240.00	240.00	240.00	0.00	0.00
		KAR	350.00	350.00	350.00	0.00	0.00
		SKR	275.00	275.00	275.00	0.00	0.00
		PSH	200.00	200.00	200.00	0.00	0.00
1620002. SEA SALT	40 KG.	LAH	195.00	195.00	195.00	0.00	0.00
		FAS	400.00	400.00	400.00	0.00	0.00
		KAR	122.50	122.50	122.50	0.00	0.00
		HYD	150.00	150.00	150.00	0.00	0.00
		NWB	300.00	300.00	300.00	0.00	0.00
027. Electrical Energy							
1710011. ELECTRICITY TARRIF B1	KWH.	KAR	15.34	15.34	15.34	0.00	0.00
1710012. ELECTRICITY TARRIF B2	KWH.	KAR	15.15	15.15	15.15	0.00	0.00
1710013. ELECTRICITY TARRIF B3	KWH.	KAR	15.52	15.52	15.52	0.00	0.00
1710014. ELECTRICITY TARRIF B4	KWH.	KAR	15.46	15.46	15.46	0.00	0.00
1710021. ELECTRICITY TARIFF-D1	KWH.	KAR	10.09	10.09	11.01	0.00	-8.36
1710022. ELECTRICITY TARIFF-D2	KWH.	KAR	11.70	11.70	11.70	0.00	0.00
<u>3. Food,Beverages,Tobacco,Textiles,Leather</u>							
3a) Food Products, Beverages & Tobacco							
028. Meat of Animals							
2111101. BEEF	40 KG.	LAH	11700.00	11700.00	11700.00	0.00	0.00
		FAS	10200.00	10200.00	9300.00	0.00	9.68
		RAW	8950.00	8950.00	8950.00	0.00	0.00
		MUL	9650.00	9650.00	9300.00	0.00	3.76
		SAR	11250.00	11250.00	10200.00	0.00	10.29
		GJT	11200.00	11200.00	10000.00	0.00	12.00
		KAR	11400.00	11400.00	10800.00	0.00	5.56
		HYD	10050.00	10050.00	10050.00	0.00	0.00
		PSH	10800.00	10800.00	11000.00	0.00	-1.82
		MNG	10800.00	10800.00	10000.00	0.00	8.00
		QTA	15000.00	15000.00	15000.00	0.00	0.00
2111601. MUTTON	40 KG.	LAH	28000.00	28000.00	26625.00	0.00	5.16
		FAS	24000.00	24000.00	19750.00	0.00	21.52
		RAW	26900.00	26900.00	25750.00	0.00	4.47

Contd.

7.10 Intercity Wholesale Prices of Selected Commodities

Group/Commodity/Item Specification	Unit	City	Prices (Rs.)			% Change in Oct., 2016 Over	
			Oct.,2016	Sept., 2016	Oct.,2015	Sept., 2016	Oct., 2015
		MUL	23500.00	23500.00	20600.00	0.00	14.08
		KAR	22200.00	22200.00	21600.00	0.00	2.78
		HYD	21500.00	21500.00	21200.00	0.00	1.42
		PSH	24400.00	24400.00	24700.00	0.00	-1.21
		MNG	20000.00	20000.00	20000.00	0.00	0.00
		QTA	25600.00	25600.00	23200.00	0.00	10.34
029. Vegetables & Fruit Juice							
2133101. TOMATO KETCHUP 300 GM.	DOZ.	LAH	900.00	900.00	900.00	0.00	0.00
		FAS	892.20	892.20	892.20	0.00	0.00
		RAW	1045.00	1045.00	1025.00	0.00	1.95
		MUL	1037.40	1037.40	970.00	0.00	6.95
		GJT	920.00	920.00	920.00	0.00	0.00
		KAR	780.00	780.00	780.00	0.00	0.00
		HYD	780.00	780.00	724.00	0.00	7.73
		SKR	936.72	936.72	936.72	0.00	0.00
		MPK	772.00	772.00	772.00	0.00	0.00
		PSH	1140.00	1140.00	1080.00	0.00	5.56
		MNG	1030.00	1030.00	980.00	0.00	5.10
		QTA	828.00	828.00	828.00	0.00	0.00
2133901. CHILLES & LIME PKL.IN OIL 340 G.	DOZ.	LAH	1100.00	1100.00	1017.00	0.00	8.16
		RAW	1152.50	1152.50	1137.50	0.00	1.32
		KAR	1380.00	1380.00	1092.00	0.00	26.37
		MPK	992.76	992.76	992.76	0.00	0.00
		PSH	1100.00	1100.00	1080.00	0.00	1.85
		QTA	938.00	938.00	938.00	0.00	0.00
030. Dried Fruits & Nuts							
2141101. KISHMISH(RAISIN) AVG. QLTY.	40 KG.	LAH	9900.00	9900.00	9900.00	0.00	0.00
		RAW	8100.00	8100.00	8100.00	0.00	0.00
		MUL	6900.00	6800.00	11750.00	1.47	-41.28
		KAR	10500.00	10500.00	10200.00	0.00	2.94
		HYD	9400.00	9400.00	9400.00	0.00	0.00
		MPK	10000.00	10000.00	12000.00	0.00	-16.67
		PSH	6400.00	6400.00	5400.00	0.00	18.52
		BNU	8900.00	8900.00	8900.00	0.00	0.00
		QTA	5100.00	5100.00	5100.00	0.00	0.00
2141301. GROUND NUT WITH SHELL AVG. QLTY.	40 KG.	LAH	5250.00	5250.00	5250.00	0.00	0.00
		RAW	4650.00	4650.00	3975.00	0.00	16.98
		MUL	5300.00	5150.00	3900.00	2.91	35.90
		KAR	6500.00	6500.00	6900.00	0.00	-5.80
		HYD	4500.00	4500.00	4300.00	0.00	4.65
		MPK	4300.00	4300.00	4300.00	0.00	0.00
		PSH	6200.00	5600.00	5600.00	10.71	10.71
		QTA	7500.00	7500.00	3850.00	0.00	94.81
031. Fruit Juices							
2142901. ROOHAFZA(SHARBAT)	DOZ.	LAH	1700.00	1700.00	1620.00	0.00	4.94
		FAS	1810.00	1810.00	1660.00	0.00	9.04
		RAW	1825.00	1825.00	1685.00	0.00	8.31
		MUL	1770.00	1770.00	1650.00	0.00	7.27
		GUJ	1800.00	1800.00	1700.00	0.00	5.88
		BPR	1800.00	1800.00	1680.00	0.00	7.14
		GJT	1800.00	1800.00	1650.00	0.00	9.09
		KAR	1776.00	1776.00	1704.00	0.00	4.23
		HYD	1775.00	1775.00	1680.00	0.00	5.65
		SKR	1720.00	1720.00	1620.00	0.00	6.17
		LRK	1750.00	1750.00	1690.00	0.00	3.55
		PSH	1740.00	1740.00	1680.00	0.00	3.57
		BNU	1710.00	1710.00	1710.00	0.00	0.00

Contd.

7.10 Intercity Wholesale Prices of Selected Commodities

Group/Commodity/Item Specification	Unit	City	Prices (Rs.)			% Change in Oct., 2016 Over	
			Oct.,2016	Sept., 2016	Oct.,2015	Sept., 2016	Oct., 2015
2142902. JAM-E-SHREEN	DOZ.	MNG	1800.00	1800.00	1675.00	0.00	7.46
		QTA	1980.00	1980.00	1836.00	0.00	7.84
		LAH	1780.00	1780.00	1766.00	0.00	0.79
		FAS	1770.00	1770.00	1660.00	0.00	6.63
		RAW	1810.00	1810.00	1695.00	0.00	6.78
		MUL	1680.00	1680.00	1650.00	0.00	1.82
		GUJ	1700.00	1700.00	1650.00	0.00	3.03
		BPR	1800.00	1800.00	1670.00	0.00	7.78
		KAR	1824.00	1824.00	1776.00	0.00	2.70
		HYD	1800.00	1800.00	1680.00	0.00	7.14
		SKR	1720.00	1720.00	1620.00	0.00	6.17
		PSH	1750.00	1680.00	1670.00	4.17	4.79
		BNU	1650.00	1650.00	1650.00	0.00	0.00
2142903. FRUIT JUICE TETRA PACK	DOZ.	MNG	1800.00	1800.00	1670.00	0.00	7.78
		LAH	190.00	190.00	190.00	0.00	0.00
		FAS	162.50	162.50	157.50	0.00	3.17
		RAW	157.50	157.50	157.50	0.00	0.00
		MUL	135.00	135.00	135.00	0.00	0.00
		KAR	168.00	168.00	136.00	0.00	23.53
		HYD	170.00	170.00	165.00	0.00	3.03
		SKR	180.00	180.00	180.00	0.00	0.00
2142904. LEMON/ORANGE SQUASH MITCHELS(730ML)	DOZ.	PSH	130.00	130.00	120.00	0.00	8.33
		QTA	110.00	110.00	110.00	0.00	0.00
		LAH	1540.00	1540.00	1540.00	0.00	0.00
		FAS	1587.00	1587.00	1560.00	0.00	1.73
		RAW	1710.00	1710.00	1710.00	0.00	0.00
		MUL	1767.60	1767.60	1685.00	0.00	4.90
		KAR	1788.00	1788.00	1705.00	0.00	4.87
		HYD	1775.00	1775.00	1680.00	0.00	5.65
2142905. MUREEY BREWERY (TOPS)	DOZ.	PSH	1800.00	1800.00	1500.00	0.00	20.00
		LAH	495.00	495.00	495.00	0.00	0.00
2149201. APL/MNG/ORG/MIX. FRUIT JAM 450 G.	DOZ.	RAW	1125.00	1125.00	1125.00	0.00	0.00
		KSR	435.00	435.00	435.00	0.00	0.00
		LAH	1455.00	1455.00	1455.00	0.00	0.00
		RAW	1390.00	1390.00	1490.00	0.00	-6.71
2149202. MANGO/MIXED PICKLE IN OIL 340 G.	DOZ.	KAR	1260.00	1260.00	1260.00	0.00	0.00
		MPK	1183.00	1183.00	1183.00	0.00	0.00
		PSH	1410.00	1410.00	1410.00	0.00	0.00
		QTA	1320.00	1320.00	1320.00	0.00	0.00
		LAH	1120.00	1120.00	1080.00	0.00	3.70
		RAW	1137.50	1137.50	1137.50	0.00	0.00
		KAR	1380.00	1380.00	1092.00	0.00	26.37
		MPK	992.76	992.76	992.76	0.00	0.00
032. Vegetable Oils Refined 2154101. SOYABEAN COOKING OIL TIN	5 LTR.	PSH	1320.00	1320.00	1320.00	0.00	0.00
		QTA	936.00	936.00	936.00	0.00	0.00
		LAH	815.00	815.00	800.00	0.00	1.88
		FAS	820.00	820.00	800.00	0.00	2.50
		RAW	825.00	825.00	810.00	0.00	1.85
		MUL	850.00	850.00	850.00	0.00	0.00
		KAR	742.50	742.50	742.50	0.00	0.00
		HYD	880.00	880.00	880.00	0.00	0.00
		SKR	840.00	840.00	840.00	0.00	0.00
		MPK	970.00	970.00	970.00	0.00	0.00
PSH	780.00	830.00	900.00	-6.02	-13.33		
BNU	840.00	970.00	970.00	-13.40	-13.40		
QTA	840.00	840.00	840.00	0.00	0.00		

Contd.

7.10 Intercity Wholesale Prices of Selected Commodities

Group/Commodity/Item Specification	Unit	City	Prices (Rs.)			% Change in	
						Oct., 2016	
			Oct.,2016	Sept., 2016	Oct.,2015	Sept., 2016	Oct., 2015
2154301. SUN FLOWER COOKING OIL	5 LTR.	LAH	815.00	815.00	800.00	0.00	1.88
		FAS	770.00	770.00	750.00	0.00	2.67
		RAW	825.00	825.00	810.00	0.00	1.85
		MUL	778.85	778.85	778.85	0.00	0.00
		GJT	790.00	790.00	790.00	0.00	0.00
		KAR	742.50	742.50	742.50	0.00	0.00
		HYD	870.00	870.00	800.00	0.00	8.75
		SKR	840.00	840.00	840.00	0.00	0.00
		PSH	850.00	860.00	830.00	-1.16	2.41
		MNG	850.00	850.00	780.00	0.00	8.97
2154401. MUSTARD & RAPE SEED OIL.	40 KG.	QTA	900.00	900.00	900.00	0.00	0.00
		LAH	5550.00	5550.00	5550.00	0.00	0.00
		RAW	6750.00	6750.00	6750.00	0.00	0.00
		MUL	4950.00	4750.00	4950.00	4.21	0.00
		KSR	5525.00	5525.00	5525.00	0.00	0.00
		KAR	6100.00	6100.00	6100.00	0.00	0.00
		HYD	4850.00	4600.00	4900.00	5.43	-1.02
		MPK	4800.00	4700.00	4960.00	2.13	-3.23
		PSH	6750.00	6750.00	6775.00	0.00	-0.37
		BNU	6200.00	6200.00	6200.00	0.00	0.00
2154801. COTTON SEED OIL	40 KG.	QTA	6000.00	6000.00	6000.00	0.00	0.00
		LAH	5625.00	5625.00	5625.00	0.00	0.00
		MUL	3950.00	4050.00	3650.00	-2.47	8.22
		GUJ	5200.00	5200.00	5200.00	0.00	0.00
		SAR	4375.00	4324.00	4425.00	1.18	-1.13
		KAR	5605.00	5605.00	5605.00	0.00	0.00
		HYD	4400.00	4300.00	3600.00	2.33	22.22
		SKR	3920.00	3920.00	4080.00	0.00	-3.92
		NWB	6000.00	6000.00	6000.00	0.00	0.00
		PSH	4800.00	4800.00	5400.00	0.00	-11.11
2154901. RAFHAN CORN OIL	2.00 LT	LAH	650.00	650.00	650.00	0.00	0.00
		FAS	690.00	690.00	690.00	0.00	0.00
		RAW	690.00	690.00	670.00	0.00	2.99
		MUL	703.00	703.00	703.00	0.00	0.00
		KAR	695.00	695.00	685.00	0.00	1.46
		HYD	710.00	710.00	730.00	0.00	-2.74
		MPK	704.00	704.00	630.00	0.00	11.75
		PSH	700.00	710.00	703.00	-1.41	-0.43
		MNG	730.00	730.00	730.00	0.00	0.00
		QTA	730.00	730.00	730.00	0.00	0.00
033. Vegetable Ghee							
2159001. VEGETABLE GHEE(16 KG TIN)	EACH	LAH	2250.00	2200.00	2100.00	2.27	7.14
		RAW	2290.00	2290.00	2135.00	0.00	7.26
		MUL	2260.00	2290.00	2272.50	-1.31	-0.55
		SKT	2070.00	2070.00	2150.00	0.00	-3.72
		KAR	2400.00	2420.00	2012.50	-0.83	19.25
		SKR	1830.00	1830.00	1770.00	0.00	3.39
		MPK	2060.00	2150.00	1720.00	-4.19	19.77
		PSH	2400.00	2300.00	2210.00	4.35	8.60
		MNG	2370.00	2370.00	2180.00	0.00	8.72
		QTA	2325.00	2325.00	2325.00	0.00	0.00
2159002. VEGETABLE GHEE(DALDA/TULO/HABIB/SHA)	05 KG.	LAH	830.00	830.00	820.00	0.00	1.22
		FAS	825.00	825.00	785.00	0.00	5.10
		RAW	825.00	825.00	810.00	0.00	1.85
		MUL	845.00	845.00	845.00	0.00	0.00
		SAR	870.00	870.00	865.00	0.00	0.58
		GJT	845.00	845.00	845.00	0.00	0.00

Contd.

7.10 Intercity Wholesale Prices of Selected Commodities

Group/Commodity/Item Specification	Unit	City	Prices (Rs.)			% Change in Oct., 2016 Over	
			Oct.,2016	Sept., 2016	Oct.,2015	Sept., 2016	Oct., 2015
		KAR	840.00	840.00	810.00	0.00	3.70
		HYD	875.00	875.00	875.00	0.00	0.00
		SKR	780.00	780.00	720.00	0.00	8.33
		PSH	830.00	830.00	835.00	0.00	-0.60
		QTA	830.00	830.00	830.00	0.00	0.00
034. Oil Cakes							
2171001. COTTON SEED OIL CAKES	40 KG.	LAH	1675.00	1675.00	1525.00	0.00	9.84
		FAS	1850.00	1850.00	1600.00	0.00	15.63
		MUL	1500.00	1600.00	1335.00	-6.25	12.36
		SAR	1574.25	1785.00	1514.00	-11.81	3.98
		BPR	1625.00	1725.00	1625.00	-5.80	0.00
		HYD	1600.00	1750.00	1400.00	-8.57	14.29
		SKR	1640.00	1640.00	1200.00	0.00	36.67
		MPK	1500.00	1520.00	1450.00	-1.32	3.45
		PSH	1500.00	1860.00	1550.00	-19.35	-3.23
		QTA	1250.00	1250.00	925.00	0.00	35.14
2171002. MUSTARD & RAPSEED OIL CAKES	40 KG.	LAH	1350.00	1350.00	1250.00	0.00	8.00
		FAS	1200.00	1200.00	1100.00	0.00	9.09
		MUL	1300.00	1175.00	1075.00	10.64	20.93
		SAR	1350.00	1175.00	1012.50	14.89	33.33
		BPR	1325.00	1225.00	1075.00	8.16	23.26
		HYD	1270.00	1270.00	1175.00	0.00	8.09
		SKR	1400.00	1350.00	1350.00	3.70	3.70
		MPK	1200.00	1200.00	1000.00	0.00	20.00
		PSH	1600.00	1800.00	1500.00	-11.11	6.67
		QTA	950.00	950.00	950.00	0.00	0.00
035. Processed Liquid Milk							
2211002. MILK PAK/HALEEB/NESTLE (LITRE)	DOZ.	LAH	1360.00	1360.00	1250.00	0.00	8.80
		FAS	1235.00	1235.00	1182.50	0.00	4.44
		RAW	1255.00	1255.00	1195.00	0.00	5.02
		KAR	1250.00	1250.00	1250.00	0.00	0.00
		HYD	1250.00	1250.00	1125.00	0.00	11.11
		SKR	1140.00	1140.00	1140.00	0.00	0.00
		PSH	1240.00	1240.00	1300.00	0.00	-4.62
		MNG	1370.00	1370.00	1250.00	0.00	9.60
036. Milk & Cream in Solid Form							
2221101. POWD.MILK EVERYDAY(NESTLE)1KG.	EACH	LAH	660.00	660.00	645.00	0.00	2.33
		RAW	632.50	632.50	620.00	0.00	2.02
		MUL	671.32	671.32	648.16	0.00	3.57
		KAR	662.50	662.50	647.50	0.00	2.32
		HYD	680.00	680.00	650.00	0.00	4.62
		SKR	650.00	650.00	650.00	0.00	0.00
		PSH	650.00	650.00	650.00	0.00	0.00
		BNU	680.00	680.00	650.00	0.00	4.62
		QTA	680.00	680.00	680.00	0.00	0.00
2221201. POWDERED MILK(SKIMMED)/BAG 25 KG.	EACH	LAH	11750.00	11750.00	11750.00	0.00	0.00
		RAW	12350.00	12350.00	11775.00	0.00	4.88
		MUL	8900.00	8900.00	9800.00	0.00	-9.18
		KAR	10750.00	10750.00	9750.00	0.00	10.26
		PSH	8500.00	8600.00	8600.00	-1.16	-1.16
		QTA	12500.00	12500.00	12500.00	0.00	0.00
2221202. POWDERED MILK NIDO (1 KG. POLY BA	EACH	LAH	700.00	700.00	700.00	0.00	0.00
		RAW	738.00	738.00	738.00	0.00	0.00
		GUJ	738.00	738.00	738.00	0.00	0.00
		KAR	732.50	732.50	697.50	0.00	5.02
		HYD	857.14	857.14	820.00	0.00	4.53
		PSH	745.00	774.00	700.00	-3.75	6.43

Contd.

7.10 Intercity Wholesale Prices of Selected Commodities

Group/Commodity/Item Specification	Unit	City	Prices (Rs.)			% Change in Oct., 2016 Over	
			Oct.,2016	Sept., 2016	Oct.,2015	Sept., 2016	Oct., 2015
037. Ice Cream							
2227001. ICE CREAM POLKA/WALLS	DOZ.	LAH	400.00	400.00	324.00	0.00	23.46
		RAW	442.50	442.50	442.50	0.00	0.00
		KAR	288.00	288.00	264.00	0.00	9.09
		HYD	432.00	432.00	432.00	0.00	0.00
		SKR	240.00	240.00	240.00	0.00	0.00
		QTA	456.00	456.00	384.00	0.00	18.75
038. Dairy Products N.E.C							
2229001. MILO(200 GM. PACK) NESTLE	EACH	LAH	198.00	198.00	198.00	0.00	0.00
		FAS	175.00	175.00	175.00	0.00	0.00
		RAW	172.50	172.50	172.50	0.00	0.00
		MUL	140.00	140.00	140.00	0.00	0.00
		KAR	190.00	190.00	174.00	0.00	9.20
		HYD	195.00	195.00	195.00	0.00	0.00
		MPK	180.00	180.00	180.00	0.00	0.00
		PSH	190.00	190.00	155.00	0.00	22.58
		MNG	175.00	175.00	175.00	0.00	0.00
		QTA	160.00	160.00	160.00	0.00	0.00
2229002. LACTOGEN(SOFT PACK 400 GM)	EACH	LAH	395.00	390.00	390.00	1.28	1.28
		FAS	395.83	395.83	405.00	0.00	-2.26
		RAW	415.00	405.00	405.00	2.47	2.47
		MUL	407.50	407.50	402.79	0.00	1.17
		KAR	400.00	400.00	400.00	0.00	0.00
		HYD	405.00	405.00	405.00	0.00	0.00
		MPK	408.00	408.00	400.00	0.00	2.00
		PSH	394.00	394.00	394.00	0.00	0.00
		QTA	395.00	395.00	395.00	0.00	0.00
039. Wheat Flour							
2311001. WHEAT FLOUR SUP. QLTY.	80 KG.	LAH	3565.00	3565.00	3565.00	0.00	0.00
		FAS	2940.00	2800.00	3120.00	5.00	-5.77
		RAW	3567.50	3540.00	3667.50	0.78	-2.73
		MUL	2950.00	2825.00	2925.00	4.42	0.85
		GUJ	2880.00	2800.00	3000.00	2.86	-4.00
		SAR	3040.00	2960.00	3010.00	2.70	1.00
		SKT	3800.00	3800.00	3800.00	0.00	0.00
		GJT	3000.00	3000.00	3080.00	0.00	-2.60
		KAR	3040.00	2960.00	3298.00	2.70	-7.82
		HYD	3520.00	3520.00	3550.00	0.00	-0.85
		SKR	2880.00	2880.00	2880.00	0.00	0.00
		LRK	3000.00	2900.00	3040.00	3.45	-1.32
		PSH	3200.00	3300.00	3290.00	-3.03	-2.74
		QTA	3920.00	3920.00	3080.00	0.00	27.27
2311002. WHEAT FLOUR AVG. QLTY	80 KG.	LAH	2960.00	2960.00	3050.00	0.00	-2.95
		FAS	2640.00	2560.00	2900.00	3.13	-8.97
		RAW	2937.50	2925.00	3050.00	0.43	-3.69
		MUL	2830.00	2760.00	2725.00	2.54	3.85
		SAH	2790.00	2690.00	3025.00	3.72	-7.77
		SAR	2760.00	2630.00	2720.00	4.94	1.47
		BPR	2880.00	2760.00	3040.00	4.35	-5.26
		GJT	2750.00	2700.00	3000.00	1.85	-8.33
		KAR	2912.00	2800.00	3138.00	4.00	-7.20
		HYD	3000.00	3000.00	3100.00	0.00	-3.23
		SKR	2850.00	2850.00	2840.00	0.00	0.35
		LRK	2800.00	2700.00	2880.00	3.70	-2.78
		MPK	2840.00	2840.00	2800.00	0.00	1.43
		PSH	2880.00	3020.00	3040.00	-4.64	-5.26
		MNG	3000.00	3000.00	3080.00	0.00	-2.60
		QTA	3880.00	3880.00	3040.00	0.00	27.63

Contd.

7.10 Intercity Wholesale Prices of Selected Commodities

Group/Commodity/Item Specification	Unit	City	Prices (Rs.)			% Change in Oct., 2016 Over			
			Oct.,2016	Sept., 2016	Oct.,2015	Sept., 2016	Oct., 2015		
2311003. WHEAT FLOUR/BAG OF 10 KG.	EACH	LAH	373.00	373.00	377.00	0.00	-1.06		
		FAS	345.00	337.50	377.50	2.22	-8.61		
		RAW	379.00	372.50	383.50	1.74	-1.17		
		MUL	350.00	340.00	345.00	2.94	1.45		
		GUJ	360.00	340.00	385.00	5.88	-6.49		
		SKT	360.00	360.00	385.00	0.00	-6.49		
		BPR	370.00	355.00	380.00	4.23	-2.63		
		GJT	355.00	340.00	385.00	4.41	-7.79		
		KAR	406.50	386.50	416.50	5.17	-2.40		
		HYD	390.00	390.00	408.00	0.00	-4.41		
		SKR	360.00	355.00	360.00	1.41	0.00		
		LRK	362.50	362.50	360.00	0.00	0.69		
		MPK	370.00	370.00	370.00	0.00	0.00		
		NWB	350.00	350.00	350.00	0.00	0.00		
		PSH	350.00	350.00	377.50	0.00	-7.28		
		QTA	400.00	400.00	340.00	0.00	17.65		
2311004. MAIDA AVG. QLTY.	80 KG.	LAH	3660.00	3660.00	3660.00	0.00	0.00		
		FAS	3040.00	3040.00	3475.00	0.00	-12.52		
		RAW	3675.00	3675.00	3825.00	0.00	-3.92		
		MUL	3155.00	3130.00	3100.00	0.80	1.77		
		SAR	3440.00	3200.00	3520.00	7.50	-2.27		
		BPR	3425.00	3425.00	3600.00	0.00	-4.86		
		GJT	3200.00	3200.00	3520.00	0.00	-9.09		
		KAR	3040.00	3040.00	3370.00	0.00	-9.79		
		HYD	3280.00	3280.00	3580.00	0.00	-8.38		
		SKR	3500.00	3500.00	3300.00	0.00	6.06		
		MPK	3520.00	3520.00	3550.00	0.00	-0.85		
		PSH	3510.00	3510.00	3320.00	0.00	5.72		
		MNG	3670.00	3670.00	3680.00	0.00	-0.27		
		QTA	4000.00	4000.00	4200.00	0.00	-4.76		
		2311005. SUJI	85 KG.	LAH	4260.00	4260.00	4260.00	0.00	0.00
				FAS	3230.00	3230.00	3615.00	0.00	-10.65
RAW	3700.00			3700.00	3862.50	0.00	-4.21		
MUL	3380.00			3275.00	3450.00	3.21	-2.03		
SAH	3604.00			3604.00	3604.00	0.00	0.00		
BPR	3550.00			3550.00	3700.00	0.00	-4.05		
GJT	3700.00			3750.00	3650.00	-1.33	1.37		
KAR	3570.00			3485.00	3662.50	2.44	-2.53		
HYD	3485.00			3485.00	3650.00	0.00	-4.52		
SKR	3782.00			3782.00	3808.00	0.00	-0.68		
MPK	3825.00			3825.00	3800.00	0.00	0.66		
PSH	3770.00			3580.00	3400.00	5.31	10.88		
QTA	4200.00			4200.00	4200.00	0.00	0.00		
2311006. CERELAC WHEAT(400 GM.)	EACH			LAH	260.00	260.00	260.00	0.00	0.00
				FAS	248.00	248.00	255.00	0.00	-2.75
				RAW	289.00	289.00	289.00	0.00	0.00
		MUL	258.00	258.00	252.79	0.00	2.06		
		KAR	257.00	257.00	198.00	0.00	29.80		
		HYD	260.00	260.00	260.00	0.00	0.00		
		MPK	255.00	255.00	255.00	0.00	0.00		
		PSH	250.00	250.00	243.00	0.00	2.88		
		MNG	275.00	325.00	243.00	-15.38	13.17		
		QTA	245.00	245.00	245.00	0.00	0.00		
040. Other Cereal Flour									
2312001. BESAN	85 KG.	LAH	12367.50	11955.00	8550.00	3.45	44.65		
		FAS	11900.00	11050.00	8350.00	7.69	42.51		
		RAW	11450.00	11150.00	8875.00	2.69	29.01		

Contd.

7.10 Intercity Wholesale Prices of Selected Commodities

Group/Commodity/Item Specification	Unit	City	Prices (Rs.)			% Change in Oct., 2016 Over	
			Oct.,2016	Sept., 2016	Oct.,2015	Sept., 2016	Oct., 2015
		MUL	12412.50	11517.50	7250.00	7.77	71.21
		GUJ	10800.00	10500.00	7650.00	2.86	41.18
		SAR	12750.00	11687.00	9137.00	9.10	39.54
		SKT	12750.00	11900.00	9500.00	7.14	34.21
		GJT	11700.00	11657.00	7650.00	0.37	52.94
		KSR	12367.50	11850.00	8475.00	4.37	45.93
		KAR	12580.00	11900.00	7263.00	5.71	73.21
		HYD	12200.00	13360.00	9600.00	-8.68	27.08
		SKR	12750.00	12750.00	8500.00	0.00	50.00
		MPK	11900.00	11900.00	10200.00	0.00	16.67
		PSH	11050.00	11050.00	9350.00	0.00	18.18
		QTA	12400.00	12400.00	9640.00	0.00	28.63
041. Sugar Refined							
2352001. SUGAR REFINED(BAG)	50 KG.	LAH	3250.00	3470.00	3000.00	-6.34	8.33
		FAS	3225.00	3390.00	2880.00	-4.87	11.98
		RAW	3275.00	3460.00	2925.00	-5.35	11.97
		MUL	3205.00	3380.00	2975.00	-5.18	7.73
		GUJ	3250.00	3450.00	2950.00	-5.80	10.17
		SKT	3240.00	3440.00	2900.00	-5.81	11.72
		GJT	3450.00	3450.00	2950.00	0.00	16.95
		KAR	3350.00	3350.00	2785.00	0.00	20.29
		HYD	3250.00	3320.00	2720.00	-2.11	19.49
		MPK	3250.00	3300.00	2800.00	-1.52	16.07
		PSH	3430.00	3430.00	2900.00	0.00	18.28
		MNG	3380.00	3475.00	3007.50	-2.73	12.39
		QTA	3350.00	3400.00	2800.00	-1.47	19.64
2352002. GUR AVG. QLTY.	40 KG.	LAH	3625.00	3125.00	3425.00	16.00	5.84
		MUL	2750.00	2900.00	3175.00	-5.17	-13.39
		SAR	2475.00	2475.00	2460.00	0.00	0.61
		SKT	3600.00	3600.00	3600.00	0.00	0.00
		KSR	3760.00	3425.00	3250.00	9.78	15.69
		KAR	3100.00	3160.00	2980.00	-1.90	4.03
		HYD	2650.00	2650.00	2900.00	0.00	-8.62
		SKR	3250.00	3250.00	3200.00	0.00	1.56
		PSH	2800.00	2800.00	2750.00	0.00	1.82
		MNG	3600.00	3600.00	3280.00	0.00	9.76
		QTA	3200.00	3200.00	3000.00	0.00	6.67
042. Chocolate							
2366001. CHOCOLATE CANDY (NOW)	DOZ.	LAH	52.00	52.00	52.00	0.00	0.00
		RAW	54.50	54.50	54.50	0.00	0.00
		BPR	55.00	55.00	55.00	0.00	0.00
		KSR	52.00	52.00	52.00	0.00	0.00
		KAR	52.00	52.00	52.00	0.00	0.00
		PSH	52.00	52.00	58.00	0.00	-10.34
		QTA	54.00	54.00	54.00	0.00	0.00
043. Sugar Confectionary							
2367001. TOFFEE (HILAL)	DOZ.	LAH	18.00	10.00	10.00	80.00	80.00
		RAW	20.00	20.00	20.00	0.00	0.00
		GUJ	10.00	10.90	10.90	-8.26	-8.26
		SKT	10.00	10.00	10.00	0.00	0.00
		BPR	10.97	10.97	10.97	0.00	0.00
		KSR	18.00	10.00	10.00	80.00	80.00
		KAR	10.00	10.00	10.00	0.00	0.00
		HYD	10.00	10.00	10.00	0.00	0.00
		LRK	15.00	15.00	15.00	0.00	0.00
		PSH	10.28	15.00	15.00	-31.47	-31.47
		QTA	10.00	10.00	10.00	0.00	0.00

Contd.

7.10 Intercity Wholesale Prices of Selected Commodities

Group/Commodity/Item Specification	Unit	City	Prices (Rs.)			% Change in Oct., 2016 Over	
			Oct.,2016	Sept., 2016	Oct.,2015	Sept., 2016	Oct., 2015
044. Coffee & Tea							
2391301. TEA LIPTON YELLOW LABEL 200 G.PKT	06 PKT.	LAH	895.00	895.00	1003.00	0.00	-10.77
		FAS	863.15	863.15	997.89	0.00	-13.50
		RAW	897.50	897.50	995.00	0.00	-9.80
		MUL	852.00	852.00	1027.00	0.00	-17.04
		SKT	884.21	884.21	1023.00	0.00	-13.57
		KAR	900.00	900.00	975.00	0.00	-7.69
		HYD	891.47	891.47	1010.52	0.00	-11.78
		SKR	891.48	891.48	957.60	0.00	-6.90
		PSH	864.00	864.00	957.00	0.00	-9.72
		MNG	840.00	840.00	870.00	0.00	-3.45
		QTA	935.34	935.34	1050.00	0.00	-10.92
2391302. TEA SUPREME 200 G. PKT.	06 PKT.	LAH	788.00	788.00	884.00	0.00	-10.86
		FAS	757.89	757.89	931.57	0.00	-18.64
		RAW	762.50	762.50	822.50	0.00	-7.29
		MUL	750.00	750.00	912.00	0.00	-17.76
		SKT	789.47	789.47	978.95	0.00	-19.36
		KAR	821.00	821.00	872.00	0.00	-5.85
		HYD	793.00	793.00	934.73	0.00	-15.16
		SKR	786.00	786.00	870.00	0.00	-9.66
		PSH	860.00	860.00	855.00	0.00	0.58
		MNG	810.00	810.00	840.00	0.00	-3.57
		QTA	760.00	760.00	760.00	0.00	0.00
2391303. TEA LOOSE	KG.	LAH	422.50	422.50	434.50	0.00	-2.76
		FAS	500.00	500.00	522.50	0.00	-4.31
		RAW	645.00	645.00	645.00	0.00	0.00
		MUL	490.00	490.00	525.00	0.00	-6.67
		SKT	500.00	500.00	500.00	0.00	0.00
		GJT	550.00	550.00	550.00	0.00	0.00
		KAR	440.00	440.00	595.00	0.00	-26.05
		HYD	580.00	580.00	600.00	0.00	-3.33
		SKR	475.00	475.00	550.00	0.00	-13.64
		MPK	510.00	510.00	320.00	0.00	59.38
		PSH	570.00	570.00	660.00	0.00	-13.64
		MNG	500.00	500.00	680.00	0.00	-26.47
		QTA	410.00	410.00	410.00	0.00	0.00
2391304. TEA TAPAL MIXTURE (200 G) PKT.	06 PKT	LAH	895.00	895.00	942.00	0.00	-4.99
		FAS	863.15	863.15	921.05	0.00	-6.29
		RAW	872.50	872.50	812.50	0.00	7.38
		MUL	760.80	760.80	834.00	0.00	-8.78
		KAR	915.00	915.00	966.00	0.00	-5.28
		HYD	852.64	852.64	941.05	0.00	-9.39
		PSH	864.00	864.00	887.00	0.00	-2.59
		MNG	780.00	780.00	810.00	0.00	-3.70
		QTA	1074.00	1074.00	797.00	0.00	34.76
045. Spices							
2392101. BLACK PEPPER 50 G.PKT.(NATIONAL)	EACH	LAH	91.00	91.00	91.00	0.00	0.00
		RAW	91.50	91.50	88.00	0.00	3.98
		MUL	92.94	92.94	86.89	0.00	6.96
		SKT	86.89	86.89	86.89	0.00	0.00
		KAR	105.00	92.00	92.00	14.13	14.13
		HYD	105.00	105.00	96.00	0.00	9.38
		MPK	90.00	90.00	69.25	0.00	29.96
		PSH	91.00	91.00	87.00	0.00	4.60
		MNG	90.00	90.00	90.00	0.00	0.00
		QTA	86.00	86.00	86.00	0.00	0.00

Contd.

7.10 Intercity Wholesale Prices of Selected Commodities

Group/Commodity/Item Specification	Unit	City	Prices (Rs.)			% Change in Oct., 2016 Over			
			Oct.,2016	Sept., 2016	Oct.,2015	Sept., 2016	Oct., 2015		
2392201. RED CHILLIES(200 G PKT.NATIONAL)	EACH	LAH	95.00	95.00	95.00	0.00	0.00		
		FAS	96.32	96.32	96.32	0.00	0.00		
		RAW	96.50	96.50	96.50	0.00	0.00		
		MUL	95.52	95.52	95.52	0.00	0.00		
		SKT	95.52	95.52	95.52	0.00	0.00		
		KAR	100.00	100.00	100.00	0.00	0.00		
		HYD	105.00	105.00	105.00	0.00	0.00		
		MPK	96.50	96.50	96.50	0.00	0.00		
		PSH	92.00	92.00	92.00	0.00	0.00		
		MNG	106.00	106.00	106.00	0.00	0.00		
2392402. CORRIANDER PWD.200 G. PKT.NAT.	EACH	LAH	87.96	87.96	87.96	0.00	0.00		
		FAS	94.23	94.23	88.78	0.00	6.14		
		RAW	91.50	91.50	91.50	0.00	0.00		
		MUL	97.13	97.13	81.40	0.00	19.32		
		SKT	70.78	70.78	70.78	0.00	0.00		
		KAR	90.00	90.00	84.00	0.00	7.14		
		HYD	104.00	104.00	77.00	0.00	35.06		
		MPK	68.41	68.41	68.41	0.00	0.00		
		PSH	90.00	90.00	70.00	0.00	28.57		
		MNG	104.00	104.00	70.00	0.00	48.57		
2392601. CLOVES	40 KG.	LAH	52500.00	52500.00	50500.00	0.00	3.96		
		RAW	45800.00	45800.00	46750.00	0.00	-2.03		
		MUL	41500.00	41500.00	46500.00	0.00	-10.75		
		KAR	41500.00	41500.00	37500.00	0.00	10.67		
		HYD	52000.00	52000.00	55500.00	0.00	-6.31		
		MPK	42000.00	42000.00	42000.00	0.00	0.00		
		PSH	52000.00	52000.00	62000.00	0.00	-16.13		
		QTA	51000.00	51000.00	51000.00	0.00	0.00		
		046. Other Food Products							
		2399401. VINEGAR SYNTHETIC (SIRKA)	DOZ.	LAH	780.00	780.00	720.00	0.00	8.33
RAW	875.00			875.00	875.00	0.00	0.00		
KAR	545.00			545.00	545.00	0.00	0.00		
PSH	720.00			720.00	560.00	0.00	28.57		
QTA	900.00			900.00	900.00	0.00	0.00		
2399901. TURMERIC POWDER(50 G.PKT.NATIONAL)	EACH	LAH	31.50	31.50	31.50	0.00	0.00		
		FAS	31.96	31.96	31.96	0.00	0.00		
		RAW	30.00	30.00	30.00	0.00	0.00		
		MUL	31.69	31.69	31.69	0.00	0.00		
		SKT	31.69	31.69	31.69	0.00	0.00		
		KAR	34.00	34.00	34.00	0.00	0.00		
		HYD	35.00	35.00	35.00	0.00	0.00		
		SKR	31.71	31.71	31.71	0.00	0.00		
		MPK	32.00	32.00	32.00	0.00	0.00		
		PSH	31.20	31.20	31.20	0.00	0.00		
		MNG	32.50	32.50	32.50	0.00	0.00		
		QTA	30.00	30.00	30.00	0.00	0.00		
047. Mineral Water									
2441001. MINERAL WATER NESTLE(1.5 LTR)	DOZ.	LAH	520.00	520.00	480.00	0.00	8.33		
		FAS	450.00	450.00	440.00	0.00	2.27		
		RAW	512.50	512.50	512.50	0.00	0.00		
		MUL	530.00	530.00	508.00	0.00	4.33		
		GUJ	450.00	450.00	450.00	0.00	0.00		
		SKT	419.00	419.00	419.00	0.00	0.00		
		KAR	499.00	499.00	456.00	0.00	9.43		
		HYD	500.00	500.00	470.00	0.00	6.38		

Contd.

7.10 Intercity Wholesale Prices of Selected Commodities

Group/Commodity/Item Specification	Unit	City	Prices (Rs.)			% Change in Oct., 2016 Over	
			Oct.,2016	Sept., 2016	Oct.,2015	Sept., 2016	Oct., 2015
		SKR	480.00	480.00	480.00	0.00	0.00
		MPK	510.00	510.00	418.00	0.00	22.01
		PSH	480.00	480.00	443.00	0.00	8.35
		QTA	528.00	528.00	528.00	0.00	0.00
048. Beverages							
2449001. COCA COLA(CRATE OF 24 BOTTLES)	EACH	LAH	442.00	442.00	442.00	0.00	0.00
		FAS	445.00	445.00	445.00	0.00	0.00
		RAW	405.00	405.00	382.50	0.00	5.88
		MUL	403.00	403.00	403.00	0.00	0.00
		SKT	444.00	444.00	444.00	0.00	0.00
		GJT	444.00	444.00	444.00	0.00	0.00
		KAR	444.00	444.00	444.00	0.00	0.00
		HYD	444.00	444.00	444.00	0.00	0.00
		SKR	432.00	432.00	432.00	0.00	0.00
		MPK	390.00	390.00	390.00	0.00	0.00
		PSH	440.00	445.00	445.00	-1.12	-1.12
		BNU	475.00	475.00	475.00	0.00	0.00
		MNG	430.00	430.00	430.00	0.00	0.00
		QTA	480.00	480.00	480.00	0.00	0.00
2449002. SEVEN UP (CRATE OF 24 BOTTLES)	EACH	LAH	442.00	442.00	442.00	0.00	0.00
		FAS	445.00	445.00	445.00	0.00	0.00
		RAW	405.00	405.00	382.50	0.00	5.88
		MUL	403.00	403.00	403.00	0.00	0.00
		SKT	444.00	444.00	444.00	0.00	0.00
		GJT	444.00	444.00	444.00	0.00	0.00
		KAR	444.00	444.00	444.00	0.00	0.00
		HYD	444.00	444.00	444.00	0.00	0.00
		SKR	432.00	432.00	432.00	0.00	0.00
		MPK	390.00	390.00	390.00	0.00	0.00
		PSH	440.00	445.00	445.00	-1.12	-1.12
		BNU	475.00	475.00	475.00	0.00	0.00
		MNG	420.00	420.00	420.00	0.00	0.00
		QTA	480.00	480.00	480.00	0.00	0.00
2449003. MAKKA COLA (CRATE OF 24 BOTTLES)	EACH	MUL	280.00	280.00	280.00	0.00	0.00
		GUJ	280.00	280.00	280.00	0.00	0.00
		SKT	270.00	270.00	270.00	0.00	0.00
		PSH	410.00	410.00	410.00	0.00	0.00
		BNU	322.00	322.00	322.00	0.00	0.00
		MNG	322.00	322.00	322.00	0.00	0.00
2449004. PEPSI COLA (CRATE OF 24 BOTTLES)	EACH	LAH	442.00	442.00	442.00	0.00	0.00
		FAS	445.00	445.00	445.00	0.00	0.00
		RAW	405.00	405.00	382.50	0.00	5.88
		MUL	403.00	403.00	403.00	0.00	0.00
		SKT	444.00	444.00	444.00	0.00	0.00
		GJT	444.00	444.00	444.00	0.00	0.00
		KAR	444.00	444.00	444.00	0.00	0.00
		HYD	444.00	444.00	444.00	0.00	0.00
		SKR	432.00	432.00	432.00	0.00	0.00
		PSH	440.00	445.00	445.00	-1.12	-1.12
		BNU	475.00	475.00	475.00	0.00	0.00
		MNG	420.00	420.00	420.00	0.00	0.00
		QTA	450.00	450.00	450.00	0.00	0.00
049. Tobacco Products							
2502001. CIGARETTES K-2 10'S (FILTER)	1000	KAR	3075.00	3075.00	2600.00	0.00	18.27
2502002. CIGARETTES MELBOURNE	1000	KAR	3575.00	3575.00	2850.00	0.00	25.44
2502003. CIGARETTES CAPSTAN LSFT 10 SS	1000	KAR	3575.00	3575.00	2850.00	0.00	25.44
2502004. CIGARETTES GOLD LEAF (KSFT) 20	1000	KAR	6250.00	6250.00	5500.00	0.00	13.64

Contd.

7.10 Intercity Wholesale Prices of Selected Commodities

Group/Commodity/Item Specification	Unit	City	Prices (Rs.)			% Change in Oct., 2016 Over		
			Oct.,2016	Sept., 2016	Oct.,2015	Sept., 2016	Oct., 2015	
3b) Textiles & Apparels								
050. Cotton Yarn								
2636001. COTTON YARN 10/1 POPULAR FIBER	10 LB.	KAR	800.00	825.00	727.50	-3.03	9.97	
2636002. COTTON YARN 16/1 MGM	10 LB.	KAR	1125.00	1165.00	955.00	-3.43	17.80	
2636003. COTTON YARN 21/1 SURIYA TEXTILE	10 LB.	KAR	1200.00	1225.00	1050.00	-2.04	14.29	
2636004. COTTON YARN 42/1 ABDULLAH TEXTILE	10 LB.	KAR	1650.00	1650.00	1550.00	0.00	6.45	
2636005. COTTON YARN 20/2 BAJWA	10 LB.	KAR	1282.00	1285.00	1120.00	-0.23	14.46	
051. Nylon Yarn								
2643001. NYLON YARN RUPALI(PAK)50/72/00	LB.	KAR	90.00	90.00	90.00	0.00	0.00	
2643002. NYLON YARN GRATON 50/36/00FLAT	LB.	KAR	70.00	77.00	77.00	-9.09	-9.09	
2643003. NYLON YARN GRATON 75/48/0 DTY	LB.	KAR	103.00	103.00	103.00	0.00	0.00	
052. Blended Yarn								
2645001. BLND.YARN 30/1 A.A TEX.Z.TW PVC	LB.	KAR	123.00	123.00	128.00	0.00	-3.91	
2645002. BLND.YARN 40/1 SANA	LB.	KAR	138.00	138.00	151.00	0.00	-8.61	
2645003. BLND.YARN 60/1 PP AGAR	LB.	KAR	124.00	124.00	124.00	0.00	0.00	
2645004. BLND.YARN 30/1 A.A TEX.COMBED	LB.	KAR	125.00	125.00	122.00	0.00	2.46	
2645005. BLND.YARN 40/1 A.A. TEXTILE	LB.	KAR	143.00	143.00	143.00	0.00	0.00	
053. Woven Fabrics								
2654001. LIGHT WEIGHT WORSTED (L.PUR)	MTR.	LAH	925.00	925.00	925.00	0.00	0.00	
		RAW	1275.00	1162.50	1037.50	9.68	22.89	
		KAR	1700.00	1700.00	1650.00	0.00	3.03	
2654002. HEAVY WEIGHT SUITING (L.PUR)	MTR.	LAH	1625.00	1625.00	1575.00	0.00	3.17	
		RAW	1475.00	1375.00	1325.00	7.27	11.32	
		KAR	2350.00	2350.00	2250.00	0.00	4.44	
2654003. TWEED (LAWRENCEPUR)	MTR.	LAH	1025.00	1025.00	925.00	0.00	10.81	
		RAW	1325.00	1225.00	1125.00	8.16	17.78	
		KAR	2050.00	2050.00	2000.00	0.00	2.50	
2654004. WORSTED (LAWRENCEPUR)	MTR.	LAH	1075.00	1075.00	975.00	0.00	10.26	
		RAW	1375.00	1275.00	1175.00	7.84	17.02	
		KAR	1800.00	1800.00	1750.00	0.00	2.86	
054. Cotton Fabrics								
2662001. LATHA GUL AHMED 90000 SUP. QLTY.	40 MTR.	LAH	8100.00	8100.00	7900.00	0.00	2.53	
		FAS	8600.00	8600.00	8550.00	0.00	0.58	
		RAW	5625.00	5625.00	5625.00	0.00	0.00	
		MUL	8500.00	8500.00	8095.00	0.00	5.00	
		KAR	8500.00	8500.00	8500.00	0.00	0.00	
		HYD	8000.00	8000.00	7000.00	0.00	14.29	
2662002. LATHA PRESIDENT SUP. QLTY.	40 MTR.	LAH	3700.00	3700.00	3450.00	0.00	7.25	
		MUL	7000.00	7000.00	7140.00	0.00	-1.96	
		KAR	3682.50	3682.50	3682.50	0.00	0.00	
2662003. LATHA MAST QALANDER SUP. QLTY.	40 MTR.	MUL	5300.00	5300.00	4920.00	0.00	7.72	
		KAR	2810.00	2810.00	2810.00	0.00	0.00	
2662004. LATHA MUGHAL-E-AZAM SUP. QLTY.	40 MTR.	LAH	3750.00	3750.00	3650.00	0.00	2.74	
		FAS	5800.00	5800.00	5650.00	0.00	2.65	
		RAW	5525.00	5525.00	5525.00	0.00	0.00	
		MUL	5920.00	5920.00	5880.00	0.00	0.68	
		KAR	5300.00	5300.00	5300.00	0.00	0.00	
		HYD	7000.00	7000.00	6000.00	0.00	16.67	
055. Other Fabrics								
2669001. LAWN AVG. QLTY.	MTR.	LAH	81.00	81.00	75.50	0.00	7.28	
		FAS	92.50	92.50	92.50	0.00	0.00	
		RAW	122.50	122.50	122.50	0.00	0.00	
		MUL	125.00	125.00	125.00	0.00	0.00	
		KAR	130.00	130.00	125.00	0.00	4.00	
		HYD	140.00	140.00	120.00	0.00	16.67	
		SKR	80.00	80.00	70.00	0.00	14.29	
		QTA	130.00	130.00	130.00	0.00	0.00	

Contd.

7.10 Intercity Wholesale Prices of Selected Commodities

Group/Commodity/Item Specification	Unit	City	Prices (Rs.)			% Change in Oct., 2016 Over	
			Oct.,2016	Sept., 2016	Oct.,2015	Sept., 2016	Oct., 2015
2669002. LAWN SUP. QLTY.	MTR.	LAH	207.50	207.50	177.50	0.00	16.90
		FAS	230.00	230.00	230.00	0.00	0.00
		RAW	225.00	225.00	225.00	0.00	0.00
		MUL	180.00	180.00	190.00	0.00	-5.26
		KAR	275.00	275.00	240.00	0.00	14.58
2669003. GREY CLOTH 52"	MTR.	QTA	152.50	152.50	152.50	0.00	0.00
		LAH	50.00	50.00	45.00	0.00	11.11
		FAS	62.50	62.50	62.50	0.00	0.00
		RAW	41.00	41.00	41.00	0.00	0.00
		MUL	117.50	117.50	117.50	0.00	0.00
2669004. GREY CLOTH 98"	MTR.	KAR	69.50	69.50	69.50	0.00	0.00
		LRK	105.00	105.00	105.00	0.00	0.00
		LAH	82.50	82.50	76.50	0.00	7.84
		FAS	122.50	122.50	122.50	0.00	0.00
		KAR	130.00	130.00	130.00	0.00	0.00
2669005. DRILL DYED	MTR.	LAH	75.50	75.50	75.50	0.00	0.00
		FAS	120.00	120.00	105.00	0.00	14.29
		RAW	32.50	32.50	32.50	0.00	0.00
		KAR	141.00	141.00	141.00	0.00	0.00
		QTA	68.00	68.00	68.00	0.00	0.00
056. Silk & Reyon Fabrics							
2679001. KT. SHIRTING AL-KARAM SUP. QLTY.	MTR.	LAH	87.50	87.50	82.50	0.00	6.06
		RAW	132.50	132.50	132.50	0.00	0.00
		KAR	135.00	135.00	135.00	0.00	0.00
2679002. KT. SHIRTING TOYOBO SUP. QLTY.	MTR.	FAS	212.50	212.50	212.50	0.00	0.00
		RAW	132.50	132.50	132.50	0.00	0.00
		MUL	85.00	85.00	85.00	0.00	0.00
		KAR	92.50	92.50	92.50	0.00	0.00
		QTA	73.00	73.00	73.00	0.00	0.00
2679003. WOOLY FLAT	MTR.	LAH	47.50	47.50	47.50	0.00	0.00
		KAR	39.00	39.00	39.00	0.00	0.00
		QTA	62.50	62.50	62.50	0.00	0.00
2679004. SILK AVG. QLTY.	MTR.	LAH	67.50	67.50	59.00	0.00	14.41
		RAW	57.50	57.50	57.50	0.00	0.00
		MUL	95.00	95.00	95.00	0.00	0.00
		KAR	41.00	41.00	41.00	0.00	0.00
		SKR	45.00	45.00	35.00	0.00	28.57
2679005. SILK SUP. QLTY.	MTR.	QTA	55.00	55.00	55.00	0.00	0.00
		LAH	92.50	92.50	85.50	0.00	8.19
		FAS	237.50	237.50	237.50	0.00	0.00
		RAW	95.00	95.00	95.00	0.00	0.00
2679006. LINEN STAR MILL KARACHI	MTR.	QTA	75.00	75.00	75.00	0.00	0.00
		LAH	127.50	127.50	116.50	0.00	9.44
		KAR	130.00	130.00	130.00	0.00	0.00
057. Towels	DOZ.	QTA	100.00	100.00	92.00	0.00	8.70
		LAH	1725.00	1725.00	1725.00	0.00	0.00
		FAS	1650.00	1650.00	1650.00	0.00	0.00
		KSR	1725.00	1725.00	1725.00	0.00	0.00
		KAR	2300.00	2300.00	2300.00	0.00	0.00
		SKR	2040.00	2040.00	2040.00	0.00	0.00
058. Blankets	EACH	PSH	2400.00	2400.00	2400.00	0.00	0.00
		QTA	1620.00	1620.00	1620.00	0.00	0.00
		LAH	2400.00	2400.00	2400.00	0.00	0.00
		RAW	3075.00	2975.00	2975.00	3.36	3.36
		KAR	2437.50	2437.50	2150.00	0.00	13.37

Contd.

7.10 Intercity Wholesale Prices of Selected Commodities

Group/Commodity/Item Specification	Unit	City	Prices (Rs.)			% Change in Oct., 2016 Over			
			Oct.,2016	Sept., 2016	Oct.,2015	Sept., 2016	Oct., 2015		
2711002. BLANKET MOONLITE DOUBLE	EACH	LAH	3000.00	3000.00	3000.00	0.00	0.00		
		RAW	3475.00	3325.00	3325.00	4.51	4.51		
		KAR	2900.00	2900.00	2650.00	0.00	9.43		
059. Bed Sheets									
2712001. BED SHEET COTTON SINGLE AVG. QLTY.	DOZ.	LAH	3760.00	3250.00	3250.00	15.69	15.69		
		FAS	4300.00	4300.00	4300.00	0.00	0.00		
		KAR	4350.00	4350.00	4350.00	0.00	0.00		
		SKR	3960.00	3960.00	3960.00	0.00	0.00		
		PSH	4300.00	4800.00	4800.00	-10.42	-10.42		
2712002. BED SHEET COTTON DOUBLE AVG. QLTY.	DOZ.	LAH	6250.00	5650.00	5650.00	10.62	10.62		
		FAS	4900.00	4900.00	4900.00	0.00	0.00		
		KAR	6750.00	6750.00	6750.00	0.00	0.00		
		SKR	7800.00	7800.00	7800.00	0.00	0.00		
		PSH	9600.00	9600.00	9600.00	0.00	0.00		
2712002. BED SHEET COTTON DOUBLE AVG. QLTY.	DOZ.	QTA	4250.00	4250.00	4250.00	0.00	0.00		
		060. Quilts							
		2718001. READY MADE QUILT	EACH	LAH	950.00	950.00	875.00	0.00	8.57
				RAW	775.00	775.00	775.00	0.00	0.00
				KAR	1075.00	1075.00	1075.00	0.00	0.00
PSH	900.00			875.00	925.00	2.86	-2.70		
QTA	600.00			600.00	600.00	0.00	0.00		
061. Woolen Carpets									
2721001. WOOLEN CARPET	SQ.FT.	LAH	105.00	105.00	60.00	0.00	75.00		
		KAR	60.00	60.00	51.00	0.00	17.65		
062. Synthetic Carpets									
2729001. SYNTHETIC CARPET	SQ.FT.	LAH	32.50	32.50	32.50	0.00	0.00		
		RAW	24.50	24.50	24.50	0.00	0.00		
		KAR	49.00	49.00	45.50	0.00	7.69		
		QTA	46.50	46.50	46.50	0.00	0.00		
063. Hosiery Products									
2821001. UNDER WEAR MED. SIZE AVG. QLTY.	DOZ.	LAH	1270.00	1270.00	1125.00	0.00	12.89		
		FAS	780.00	780.00	780.00	0.00	0.00		
		RAW	1912.50	1912.50	1875.00	0.00	2.00		
		KAR	1000.00	1000.00	1000.00	0.00	0.00		
		SKR	960.00	820.00	890.00	17.07	7.87		
		PSH	1440.00	1440.00	1440.00	0.00	0.00		
		QTA	420.00	420.00	420.00	0.00	0.00		
2821002. VEST (BANYAN)MED. SIZE AVG. QLTY.	DOZ.	LAH	1310.00	1310.00	1175.00	0.00	11.49		
		FAS	900.00	900.00	900.00	0.00	0.00		
		RAW	1912.50	1912.50	1875.00	0.00	2.00		
		KAR	1030.00	1030.00	1030.00	0.00	0.00		
		SKR	1320.00	1250.00	1322.50	5.60	-0.19		
		PSH	1440.00	1440.00	1500.00	0.00	-4.00		
		QTA	720.00	720.00	720.00	0.00	0.00		
2821003. SOCKS NYLON MIXED GENTS SUP. QLTY.	DOZ.	LAH	1125.00	1125.00	1125.00	0.00	0.00		
		FAS	710.00	710.00	710.00	0.00	0.00		
		RAW	812.50	812.50	812.50	0.00	0.00		
		KAR	798.00	798.00	798.00	0.00	0.00		
		SKR	900.00	900.00	860.00	0.00	4.65		
		PSH	900.00	900.00	900.00	0.00	0.00		
		QTA	620.00	620.00	620.00	0.00	0.00		
2821004. SOCKS COTTON GENTS AVG. QLTY.	DOZ.	LAH	750.00	750.00	750.00	0.00	0.00		
		FAS	510.00	510.00	510.00	0.00	0.00		
		KAR	650.00	650.00	650.00	0.00	0.00		

Contd.

7.10 Intercity Wholesale Prices of Selected Commodities

Group/Commodity/Item Specification	Unit	City	Prices (Rs.)			% Change in Oct., 2016 Over		
			Oct.,2016	Sept., 2016	Oct.,2015	Sept., 2016	Oct., 2015	
064. Readymade Garments								
2823101. PANTS GENTS (W&W) AVG. QLTY.	DOZ.	LAH	4250.00	4250.00	4250.00	0.00	0.00	
		RAW	7250.00	7250.00	7250.00	0.00	0.00	
		KAR	5730.00	5780.00	5100.00	-0.87	12.35	
2823102. SHORT	DOZ.	LAH	1250.00	1250.00	1250.00	0.00	0.00	
		KAR	1350.00	1350.00	1260.00	0.00	7.14	
		HYD	2400.00	2400.00	2400.00	0.00	0.00	
2823103. AWAMI SUIT(W&W) AVG. QLTY.	DOZ.	LAH	10000.00	10000.00	9000.00	0.00	11.11	
		RAW	13350.00	13350.00	12750.00	0.00	4.71	
		KAR	7900.00	7900.00	6700.00	0.00	17.91	
2823201. SHIRT GENTS (W&W) AVG. QLTY.	DOZ.	LAH	5400.00	5400.00	5400.00	0.00	0.00	
		RAW	3225.00	3225.00	3225.00	0.00	0.00	
		KAR	4375.00	4375.00	4275.00	0.00	2.34	
2823301. GIRL'S FROCK (W&W)	DOZ.	LAH	4050.00	4050.00	4050.00	0.00	0.00	
		RAW	8750.00	8750.00	8750.00	0.00	0.00	
		KAR	11650.00	11650.00	11100.00	0.00	4.95	
		KAR	7500.00	7500.00	6740.00	0.00	11.28	
3c) Leather Products								
065. Leather Without Hair								
2912001. SOLE LEATHER 5 MM GR-1	KG.	SAH	700.00	700.00	700.00	0.00	0.00	
		KSR	425.00	425.00	425.00	0.00	0.00	
2912002. SOLE LEATHER 4.5 MM GR-1	KG.	SAH	725.00	725.00	725.00	0.00	0.00	
		KSR	490.00	490.00	490.00	0.00	0.00	
2912003. SOLE LEATHER 4 MM GR-1	KG.	SAH	750.00	750.00	750.00	0.00	0.00	
		KSR	510.00	510.00	510.00	0.00	0.00	
066. Other Leather N.E.C								
2913001. CHROME LEATHER COW ANALINE GR-I	DM.	SAH	19.37	19.37	19.37	0.00	0.00	
		KSR	20.45	20.45	21.00	0.00	-2.62	
2913002. CHROME LEATHER COW ANALINE GR-II	DM.	SAH	18.29	18.29	18.29	0.00	0.00	
		KSR	18.22	18.22	18.22	0.00	0.00	
2913003. CHROME LEATHER BUFF CALF (SUP)	DM.	SAH	17.22	17.22	17.22	0.00	0.00	
		KSR	18.00	18.00	17.00	0.00	5.88	
2913004. CHROME LEATHER BUFF CALF (B)	DM.	SAH	15.60	15.60	15.60	0.00	0.00	
		KSR	15.00	15.00	15.00	0.00	0.00	
067. Footwears								
2933001. GENTS SHOES PAUL BATA	PAIR	LAH	818.23	818.23	818.23	0.00	0.00	
2933002. GENTS SANDAL BATA	PAIR	LAH	572.51	572.51	572.51	0.00	0.00	
2933003. GENTS SLATE CHAPPAL BATA	PAIR	LAH	110.08	110.08	110.08	0.00	0.00	
2933004. LADIES SANDAL BATA (EMOZIAN)	PAIR	LAH	490.61	490.61	490.61	0.00	0.00	
2933005. LADIES SPOUNG CHAPPAL BATA(TROPICAL)	PAIR	LAH	109.52	109.52	109.52	0.00	0.00	
2933006. CHILD SHOE POWER LIFE BATA	PAIR	LAH	550.00	500.00	285.85	10.00	92.41	
2933007. GENTS SHOES ART 1109 SERVIS	PAIR	LAH	477.00	477.00	477.00	0.00	0.00	
2933008. CHEETAH 50 SIZE 3.5	PAIR	LAH	1091.00	1091.00	679.00	0.00	60.68	
2933009. SERVIS SHOES WOMEN	PAIR	LAH	370.00	370.00	370.00	0.00	0.00	
2933010. SERVIS SHOES CHILDREN	PAIR	LAH	257.00	257.00	257.00	0.00	0.00	
4. Other Transportable Goods								
068. Timber								
3131001. TIMBER SHEESHAM	CMT.	LAH	62682.50	62682.50	59151.00	0.00	5.97	
		RAW	73278.00	69746.50	67098.00	5.06	9.21	
		KAR	59000.00	59000.00	59000.00	0.00	0.00	
		PSH	52965.00	52965.00	42378.00	0.00	24.98	
		QTA	55582.00	55582.00	55582.00	0.00	0.00	
3131002. TIMBER KERUING PINE WOOD	CMT.	RAW	67981.00	64449.00	64449.00	5.48	5.48	
		KAR	59000.00	59000.00	59000.00	0.00	0.00	
3131003. TIMBER PERTAL	CMT.	LAH	41494.00	41494.00	38845.50	0.00	6.82	
		RAW	55620.50	52089.00	52089.00	6.78	6.78	
		KAR	43000.00	43000.00	43000.00	0.00	0.00	

Contd.

7.10 Intercity Wholesale Prices of Selected Commodities

Group/Commodity/Item Specification	Unit	City	Prices (Rs.)			% Change in Oct., 2016 Over	
			Oct.,2016	Sept., 2016	Oct.,2015	Sept., 2016	Oct., 2015
		PSH	56496.00	56496.00	52372.00	0.00	7.87
		QTA	31050.00	31050.00	31050.00	0.00	0.00
3131004. TIMBER CHIR	CMT.	LAH	36197.00	36197.00	32665.50	0.00	10.81
		RAW	50323.50	46792.00	46792.00	7.55	7.55
		KAR	34500.00	34500.00	34500.00	0.00	0.00
3131005. TIMBER DEODAR	CMT.	RAW	111241.00	104178.50	104178.50	6.78	6.78
		KAR	112500.00	112500.00	112500.00	0.00	0.00
		PSH	105930.00	105930.00	95358.00	0.00	11.09
		QTA	88000.00	88000.00	88000.00	0.00	0.00
3131006. TIMBER TEAK WOOD	CMT.	LAH	147436.00	147436.00	143021.50	0.00	3.09
		KAR	155000.00	155000.00	155000.00	0.00	0.00
069. Printing Paper							
3212901. OFFSET PAPER FLYING FINISH	KG.	KAR	80.00	80.00	78.00	0.00	2.56
3212902. ART PAPER "LEYKAM"/CHINA	KG.	KAR	115.00	115.00	115.00	0.00	0.00
3212903. PRINTING PAPER ROYAL CENTURY	KG.	KAR	90.00	90.00	90.00	0.00	0.00
3212904. PHOTOSTAT PAPER 210X297 A-4(80GM)	KG.	KAR	340.00	340.00	365.00	0.00	-6.85
070. Hard Board							
3213301. KRAFT LINES BOARD (BRAZIL-125)	KG.	KAR	95.00	95.00	95.00	0.00	0.00
071. Coke							
3310001. COKE	MT.	KAR	60000.00	60000.00	60000.00	0.00	0.00
072. Motor Spirit							
3331001. MOTOR SPRIT 87 RON	LTR.	KAR	64.21	64.21	73.70	0.00	-12.88
073. Diesel Oil							
3333001. DIESEL OIL LIGHT SPEED (BULK)	LTR.	KAR	43.28	43.28	53.52	0.00	-19.13
3333002. DIESEL OIL HIGH SPEED(BULK)	LTR.	KAR	72.46	72.46	81.98	0.00	-11.61
074. Kerosine Oil							
3334001. KEROSENE OIL	LTR.	KAR	43.11	43.11	56.97	0.00	-24.33
075. Furnace Oil							
3337001. HIGH SULPHUR FURNACE OIL(HSFO)	MT.	KAR	31030.00	29315.00	28823.00	5.85	7.66
076. Mobil Oil							
3338001. HAVOLINE MOBIL OIL PETROL ENGN.	4 LTR.	FAS	1950.00	1950.00	1950.00	0.00	0.00
		RAW	1962.50	1962.50	1962.50	0.00	0.00
		MUL	1622.50	1622.50	1780.00	0.00	-8.85
		GJT	1749.00	1790.00	1790.00	-2.29	-2.29
		KAR	2000.00	2000.00	2157.00	0.00	-7.28
		PSH	1700.00	1700.00	1700.00	0.00	0.00
		QTA	1670.00	1670.00	1670.00	0.00	0.00
3338002. HAVOLINE MOBIL OIL CNG ENGN.	4 LTR.	FAS	1600.00	1600.00	1600.00	0.00	0.00
		RAW	1937.50	1937.50	1937.50	0.00	0.00
		MUL	1562.50	1562.50	1660.00	0.00	-5.87
		GJT	1749.00	1790.00	1790.00	-2.29	-2.29
		KAR	1750.00	1750.00	1833.00	0.00	-4.53
		PSH	1700.00	1700.00	1700.00	0.00	0.00
		QTA	1725.00	1725.00	1725.00	0.00	0.00
077. Chemicals							
3414001. STEARIC ACID	LB.	LAH	107.50	107.50	122.50	0.00	-12.24
		KAR	80.50	80.50	76.00	0.00	5.92
3414002. ACETIC ACID	LB.	LAH	75.00	75.00	80.00	0.00	-6.25
		KAR	37.00	37.00	41.00	0.00	-9.76
		PSH	49.00	49.00	50.00	0.00	-2.00
3414003. TARTARIC POWDER	50 KG.	LAH	17000.00	17000.00	17500.00	0.00	-2.86
		KAR	3700.00	3700.00	11500.00	0.00	-67.83
3414004. CITRIC ACID	50 KG.	LAH	5500.00	5500.00	5700.00	0.00	-3.51
		KAR	5400.00	5400.00	4900.00	0.00	10.20
		PSH	5800.00	5800.00	5700.00	0.00	1.75
3414005. CHINA CLAY	M.T.	KAR	45000.00	45000.00	52000.00	0.00	-13.46

Contd.

7.10 Intercity Wholesale Prices of Selected Commodities

Group/Commodity/Item Specification	Unit	City	Prices (Rs.)			% Change in Oct., 2016 Over	
			Oct.,2016	Sept., 2016	Oct.,2015	Sept., 2016	Oct., 2015
3414006. BLEACHING POWDER	50 KG.	LAH	2600.00	2600.00	2600.00	0.00	0.00
		KSR	2675.00	2675.00	2675.00	0.00	0.00
		KAR	2750.00	2750.00	2275.00	0.00	20.88
		PSH	3000.00	3000.00	3000.00	0.00	0.00
3414007. GLUCOSE POWDER	50 KG.	LAH	4500.00	4500.00	4800.00	0.00	-6.25
		KAR	3650.00	3650.00	4312.50	0.00	-15.36
		PSH	4500.00	4500.00	5000.00	0.00	-10.00
3422001. ZINC OXIDE	50 KG.	LAH	21000.00	21000.00	21000.00	0.00	0.00
		PSH	15000.00	15000.00	15000.00	0.00	0.00
3423101. CAUSTIC SODA	50 KG.	LAH	3800.00	3800.00	3700.00	0.00	2.70
		KSR	3725.00	3725.00	3725.00	0.00	0.00
		KAR	3925.00	3925.00	3710.00	0.00	5.80
3423102. SULPHURIC ACID	100 KG.	LAH	2100.00	2100.00	2500.00	0.00	-16.00
		KAR	2320.00	2320.00	2387.50	0.00	-2.83
		PSH	1600.00	1600.00	2000.00	0.00	-20.00
3423103. MERCURY	KG.	LAH	10000.00	10000.00	12500.00	0.00	-20.00
		KAR	8000.00	7000.00	7600.00	14.29	5.26
		PSH	5500.00	5500.00	11000.00	0.00	-50.00
3424001. SODA ASH LIGHT 80 KG. BAG	BAG	LAH	3360.00	3360.00	3360.00	0.00	0.00
		KSR	3425.00	3425.00	3425.00	0.00	0.00
		KAR	1975.00	1975.00	2072.50	0.00	-4.70
		PSH	3440.00	3440.00	3450.00	0.00	-0.29
3424002. SODIUM BI- CARBONATE.	50 KG.	LAH	2450.00	2450.00	2450.00	0.00	0.00
		KAR	2160.00	2160.00	2275.00	0.00	-5.05
		PSH	2400.00	2400.00	2400.00	0.00	0.00
3424003. SALT EPSUM	100 KG.	LAH	1400.00	1400.00	1400.00	0.00	0.00
		KAR	1980.00	1980.00	1625.00	0.00	21.85
		PSH	2200.00	2200.00	2600.00	0.00	-15.38
078. Dyeing Material							
3431001. DYES RED B-BASE	LB.	KAR	270.00	270.00	270.00	0.00	0.00
3431002. DYES ORITEX JAPAN RED HR-2.	LB.	KAR	225.00	225.00	225.00	0.00	0.00
3431003. DYED REACTIVE VIOLET H-3R	LB.	KAR	250.00	250.00	250.00	0.00	0.00
079. Fertilizers							
3461101. SONA UREA	MT.	LAH	27000.00	27000.00	37000.00	0.00	-27.03
		FAS	28000.00	28000.00	40000.00	0.00	-30.00
		MUL	26600.00	27000.00	38000.00	-1.48	-30.00
		PSH	27400.00	27800.00	39000.00	-1.44	-29.74
3461102. KISAN UREA	MT.	LAH	27000.00	27000.00	37000.00	0.00	-27.03
		FAS	27000.00	27000.00	39000.00	0.00	-30.77
		MUL	25600.00	26400.00	36000.00	-3.03	-28.89
		GUJ	26000.00	26000.00	34400.00	0.00	-24.42
		PSH	26600.00	27000.00	37600.00	-1.48	-29.26
3461401. CALCIUM AMMONIUM NITRATE	MT.	LAH	23000.00	23000.00	32500.00	0.00	-29.23
		FAS	24000.00	24000.00	34000.00	0.00	-29.41
		MUL	20000.00	20600.00	30600.00	-2.91	-34.64
		GUJ	22000.00	25000.00	32000.00	-12.00	-31.25
		PSH	31000.00	31000.00	31000.00	0.00	0.00
3462101. SINGLE SUPPER PHOSPHATE (GR) 18PC	MT.	LAH	17000.00	17000.00	20000.00	0.00	-15.00
		FAS	18000.00	18000.00	21000.00	0.00	-14.29
		MUL	13000.00	13000.00	18600.00	0.00	-30.11
		GUJ	16000.00	16000.00	18000.00	0.00	-11.11
		PSH	17000.00	17000.00	20000.00	0.00	-15.00
3462102. SINGLE SUPER PHOSPHATE (PD) 18PC	MT.	LAH	21000.00	21000.00	21000.00	0.00	0.00
		FAS	21950.00	21950.00	21950.00	0.00	0.00
		MUL	21900.00	21900.00	21900.00	0.00	0.00
		GUJ	22000.00	22000.00	22000.00	0.00	0.00
		PSH	25100.00	25100.00	25100.00	0.00	0.00

Contd.

7.10 Intercity Wholesale Prices of Selected Commodities

Group/Commodity/Item Specification	Unit	City	Prices (Rs.)			% Change in Oct., 2016 Over	
			Oct.,2016	Sept., 2016	Oct.,2015	Sept., 2016	Oct., 2015
3462103. TRIPLE SUPER PHOSPHATE (GR)	MT.	LAH	61750.00	61750.00	61750.00	0.00	0.00
		FAS	61850.00	61850.00	61850.00	0.00	0.00
		MUL	62050.00	62050.00	62050.00	0.00	0.00
		GUJ	66000.00	66000.00	66000.00	0.00	0.00
		PSH	60000.00	60000.00	60000.00	0.00	0.00
3463201. SULPHATE OF POTASH	MT.	LAH	83000.00	89000.00	103000.00	-6.74	-19.42
		MUL	83600.00	83600.00	83600.00	0.00	0.00
		KSR	83000.00	89000.00	103000.00	-6.74	-19.42
3464101. NITRO PHOSPHATE	MT.	LAH	38000.00	39000.00	50500.00	-2.56	-24.75
		FAS	38000.00	38000.00	50000.00	0.00	-24.00
		MUL	36400.00	37600.00	49400.00	-3.19	-26.32
		GUJ	40000.00	40000.00	54000.00	0.00	-25.93
3464201. DIA-AMMONIUM PHOSPHATE	MT.	LAH	50000.00	57000.00	75000.00	-12.28	-33.33
		FAS	52000.00	54000.00	74000.00	-3.70	-29.73
		MUL	51400.00	53600.00	75600.00	-4.10	-32.01
		GUJ	51000.00	52000.00	74000.00	-1.92	-31.08
3464401. NITROGEN PHOSPHATE AND POTACIUM(NPK)	MT.	LAH	48000.00	51000.00	62000.00	-5.88	-22.58
		GUJ	58000.00	58000.00	50000.00	0.00	16.00
		SAR	49800.00	49800.00	57600.00	0.00	-13.54
		HYD	39600.00	39600.00	61680.00	0.00	-35.80
080. Pesticides							
3466101. THIODAN 35 EC(AGRICULTURE) 1 LTR	BOTTLE	LAH	750.00	750.00	750.00	0.00	0.00
		FAS	1050.00	1050.00	1050.00	0.00	0.00
		MUL	1200.00	1200.00	1200.00	0.00	0.00
		SAR	875.00	875.00	875.00	0.00	0.00
		GJT	500.00	500.00	500.00	0.00	0.00
		HYD	750.00	750.00	750.00	0.00	0.00
		MPK	600.00	600.00	600.00	0.00	0.00
3466102. DURSBAN TC(TERMITICIDE CONC.)	BOTTLE	LAH	2000.00	2000.00	2000.00	0.00	0.00
		FAS	1265.00	1265.00	1265.00	0.00	0.00
		MUL	1550.00	1550.00	1550.00	0.00	0.00
3466103. SARSABZ (VEGETABLES) 1 LTR.	BOTTLE	LAH	1000.00	1000.00	1100.00	0.00	-9.09
		FAS	340.00	340.00	360.00	0.00	-5.56
		MUL	700.00	700.00	700.00	0.00	0.00
		SAR	300.00	300.00	300.00	0.00	0.00
3466104. MALATHION (ALL ANIMALS) 1 LTR.	BOTTLE	LAH	500.00	500.00	500.00	0.00	0.00
		FAS	800.00	800.00	800.00	0.00	0.00
		GUJ	1220.00	1220.00	1300.00	0.00	-6.15
		GJT	1100.00	1100.00	1100.00	0.00	0.00
081. Insecticides	LB.	KAR	77.13	77.13	83.69	0.00	-7.84
		KAR	4745.00	4745.00	4650.00	0.00	2.04
082. Paints & Varnishes							
3511001. SYN CLEAR VARNISH (BUXLYS)	3 LTR.	LAH	1062.00	1062.00	1062.00	0.00	0.00
		KAR	1225.00	1225.00	1225.00	0.00	0.00
3511002. SYN CLEAR VARNISH (BERGER)	3 LTR.	LAH	1215.00	1215.00	1215.00	0.00	0.00
		KAR	1375.00	1375.00	1375.00	0.00	0.00
3511003. SYN ENAMEL VIP (BERGER)	3.6 LTR	LAH	1860.00	1860.00	1860.00	0.00	0.00
		RAW	1337.50	1337.50	1337.50	0.00	0.00
		KAR	1650.00	1650.00	1650.00	0.00	0.00
3511004. SYN ENAMEL 413 (BUXLYS)	3.6 LTR	LAH	1380.00	1380.00	1380.00	0.00	0.00
		RAW	1330.00	1330.00	1330.00	0.00	0.00
		KAR	1650.00	1650.00	1650.00	0.00	0.00

Contd.

7.10 Intercity Wholesale Prices of Selected Commodities

Group/Commodity/Item Specification	Unit	City	Prices (Rs.)			% Change in Oct., 2016 Over	
			Oct.,2016	Sept., 2016	Oct.,2015	Sept., 2016	Oct., 2015
3511005. VIP PLASTIC EMULSION (BERGER)	4 LTR.	LAH	1836.00	1836.00	1836.00	0.00	0.00
		RAW	1555.00	1555.00	1555.00	0.00	0.00
		KAR	1500.00	1500.00	1500.00	0.00	0.00
3511006. PLASTIC BOUND DISTEMPER(BUXLYS)	6 KG.	LAH	1210.00	1210.00	1210.00	0.00	0.00
		RAW	975.00	975.00	975.00	0.00	0.00
		KAR	975.00	975.00	975.00	0.00	0.00
3511007. ICI PLASTIC EMULSION	4 LTR	LAH	1940.00	1940.00	1940.00	0.00	0.00
		RAW	1690.00	1690.00	1690.00	0.00	0.00
		KAR	1750.00	1750.00	1750.00	0.00	0.00
083. Medicines							
3526001. PANADOL TAB. (200)	PACKET	LAH	162.00	162.00	153.00	0.00	5.88
		RAW	195.50	195.50	165.00	0.00	18.48
		MUL	204.00	204.00	153.00	0.00	33.33
		KAR	205.00	205.00	165.00	0.00	24.24
		MPK	153.00	153.00	153.00	0.00	0.00
		PSH	210.00	210.00	160.00	0.00	31.25
3526002. DISPRIN TAB. (600)	PACKET	LAH	555.00	555.00	525.00	0.00	5.71
		RAW	595.00	595.00	372.50	0.00	59.73
		MUL	638.00	638.00	510.00	0.00	25.10
		KAR	638.00	638.00	510.00	0.00	25.10
		MPK	550.00	550.00	360.00	0.00	52.78
		PSH	510.00	510.00	510.00	0.00	0.00
3526003. FLAGYL TAB. (200)	PACKET	LAH	278.00	278.00	170.00	0.00	63.53
		RAW	255.00	255.00	255.00	0.00	0.00
		MUL	267.83	267.83	270.00	0.00	-0.80
		KAR	268.00	268.00	260.00	0.00	3.08
		MPK	260.00	260.00	260.00	0.00	0.00
		PSH	271.00	271.00	283.00	0.00	-4.24
3526004. VENTOLIN TAB.(100)	PACKET	LAH	92.00	92.00	82.00	0.00	12.20
		RAW	85.00	85.00	85.00	0.00	0.00
		MUL	121.00	121.00	121.00	0.00	0.00
		KAR	86.53	86.53	86.53	0.00	0.00
		MPK	73.20	73.20	73.20	0.00	0.00
		PSH	85.00	85.00	85.00	0.00	0.00
3526005. DAONIL TAB. (60)	PACKET	LAH	90.00	90.00	90.00	0.00	0.00
		RAW	86.00	86.00	75.12	0.00	14.48
		MUL	86.50	86.50	86.50	0.00	0.00
		KAR	86.31	86.31	86.31	0.00	0.00
		KAR	88.00	88.00	88.00	0.00	0.00
		MPK	80.00	80.00	76.00	0.00	5.26
3526006. ENTOX TAB. (100)	PACKET	PSH	88.00	88.00	90.00	0.00	-2.22
		QTA	90.00	90.00	90.00	0.00	0.00
		LAH	135.00	135.00	87.50	0.00	54.29
		RAW	115.50	115.50	73.00	0.00	58.22
		MUL	127.65	127.65	85.00	0.00	50.18
		KAR	130.00	130.00	100.00	0.00	30.00
3526007. CALCIUM TAB. 1000 SANDOZ	06 BOTT	MPK	85.00	85.00	85.00	0.00	0.00
		PSH	87.00	87.00	100.00	0.00	-13.00
		QTA	150.00	150.00	85.00	0.00	76.47
		LAH	642.00	642.00	642.00	0.00	0.00
		RAW	620.00	620.00	620.00	0.00	0.00
		MUL	622.20	622.20	622.20	0.00	0.00
KAR	660.00	660.00	660.00	0.00	0.00		
MPK	520.00	520.00	520.00	0.00	0.00		

Contd.

7.10 Intercity Wholesale Prices of Selected Commodities

Group/Commodity/Item Specification	Unit	City	Prices (Rs.)			% Change in	
			Oct.,2016	Sept., 2016	Oct.,2015	Sept., 2016	Oct., 2015
3526008. RENITEC TAB. 5 MG. (20)	PACKET	PSH	630.00	630.00	630.00	0.00	0.00
		QTA	636.00	636.00	636.00	0.00	0.00
		LAH	87.56	87.56	87.56	0.00	0.00
		RAW	99.50	99.50	99.50	0.00	0.00
		MUL	99.45	99.45	99.45	0.00	0.00
		KAR	100.00	100.00	100.00	0.00	0.00
		MPK	88.00	88.00	88.00	0.00	0.00
3526009. CARMINA (150 TABLETS)	06 BOTT	PSH	101.00	101.00	105.30	0.00	-4.08
		QTA	102.00	102.00	102.00	0.00	0.00
		LAH	190.00	190.00	150.00	0.00	26.67
		RAW	175.00	175.00	120.00	0.00	45.83
		MUL	173.00	173.00	153.00	0.00	13.07
		KAR	207.00	207.00	180.00	0.00	15.00
		PSH	170.00	170.00	170.00	0.00	0.00
3526010. SUALIN (250 TAB.) STRIP	EACH	LAH	115.00	115.00	68.75	0.00	67.27
		RAW	115.00	115.00	78.00	0.00	47.44
		KAR	132.00	132.00	132.00	0.00	0.00
		PSH	130.00	130.00	150.00	0.00	-13.33
3526011. SANCOS SYRUP 60 MG.	06 BOTT	LAH	288.00	288.00	331.50	0.00	-13.12
		RAW	142.50	142.50	142.50	0.00	0.00
		MUL	280.50	280.50	280.50	0.00	0.00
		KAR	160.00	160.00	160.00	0.00	0.00
		MPK	285.00	285.00	285.00	0.00	0.00
		PSH	300.00	300.00	300.00	0.00	0.00
		QTA	287.00	287.00	287.00	0.00	0.00
3526012. PHENRGONE SYRUP 120 MG	06 BOTT	LAH	179.66	179.66	179.66	0.00	0.00
		RAW	168.00	168.00	168.00	0.00	0.00
		MUL	168.30	168.30	168.30	0.00	0.00
		KAR	198.00	198.00	198.00	0.00	0.00
		MPK	170.00	170.00	170.00	0.00	0.00
		PSH	174.00	174.00	174.00	0.00	0.00
		QTA	192.00	192.00	195.00	0.00	-1.54
3526013. CALPOL SYRUP	06 BOTT	LAH	146.00	146.00	135.00	0.00	8.15
		RAW	143.00	143.00	143.00	0.00	0.00
		MUL	140.76	140.76	127.50	0.00	10.40
		KAR	150.00	150.00	150.00	0.00	0.00
		MPK	214.20	214.20	214.20	0.00	0.00
		PSH	144.48	144.48	144.48	0.00	0.00
		QTA	126.00	126.00	125.00	0.00	0.80
3526014. HYDERLIN SYRUP	06 BOTT	LAH	360.00	360.00	300.90	0.00	19.64
		RAW	357.50	357.50	327.50	0.00	9.16
		MUL	351.90	351.90	316.20	0.00	11.29
		KAR	352.00	332.00	332.00	6.02	6.02
		MPK	372.00	372.00	312.00	0.00	19.23
		PSH	360.00	306.00	342.00	17.65	5.26
		QTA	414.00	414.00	378.00	0.00	9.52
3526015. SAFI HAMDARD 100 ML	06 BOTT	LAH	228.00	228.00	228.00	0.00	0.00
		RAW	275.00	275.00	216.00	0.00	27.31
		MUL	210.00	210.00	210.00	0.00	0.00
		KAR	306.00	306.00	276.00	0.00	10.87
		PSH	270.00	270.00	288.00	0.00	-6.25
		QTA	193.00	193.00	193.00	0.00	0.00
		LAH	540.00	540.00	540.00	0.00	0.00
3526016. HONEY TUBE (HAMDARD)	06 TUBE	KAR	552.00	552.00	552.00	0.00	0.00
		MPK	516.00	516.00	516.00	0.00	0.00
		PSH	480.00	480.00	480.00	0.00	0.00
		QTA	582.00	582.00	582.00	0.00	0.00

Contd.

7.10 Intercity Wholesale Prices of Selected Commodities

Group/Commodity/Item Specification	Unit	City	Prices (Rs.)			% Change in Oct., 2016 Over	
			Oct.,2016	Sept., 2016	Oct.,2015	Sept., 2016	Oct., 2015
3526017. BETNOVATE-N OINTMENT	06 TUBE	LAH	170.00	170.00	153.12	0.00	11.02
		RAW	166.50	166.50	148.00	0.00	12.50
		MUL	170.04	170.04	170.04	0.00	0.00
		KAR	168.00	168.00	168.00	0.00	0.00
		MPK	186.00	186.00	156.00	0.00	19.23
		PSH	174.00	174.00	174.00	0.00	0.00
3526018. BURNOL	06 TUBE	LAH	85.08	85.08	85.08	0.00	0.00
		RAW	82.00	82.00	82.00	0.00	0.00
		MUL	82.00	82.00	82.00	0.00	0.00
		KAR	96.00	96.00	96.00	0.00	0.00
		MPK	81.60	81.60	81.60	0.00	0.00
		PSH	87.00	87.00	87.00	0.00	0.00
3526019. O.R.S.FLAVOURED (SEARLE)	DOZEN	LAH	180.00	180.00	180.00	0.00	0.00
		RAW	183.50	183.50	183.50	0.00	0.00
		MUL	183.60	183.60	173.40	0.00	5.88
		KAR	184.00	174.00	174.00	5.75	5.75
		PSH	154.30	154.30	154.30	0.00	0.00
		QTA	156.00	156.00	156.00	0.00	0.00
3526020. JOSHANDA HAMDARD	DOZEN	LAH	240.00	240.00	276.00	0.00	-13.04
		MUL	216.00	216.00	216.00	0.00	0.00
		KAR	264.00	264.00	264.00	0.00	0.00
		MPK	240.00	240.00	123.84	0.00	93.80
		PSH	84.00	82.00	82.00	2.44	2.44
		QTA	221.00	221.00	221.00	0.00	0.00
3526021. COTTON BANDAGE 2" SIZE	06 NO.S	LAH	39.00	39.00	39.00	0.00	0.00
		RAW	48.00	48.00	48.00	0.00	0.00
		MUL	24.00	24.00	24.00	0.00	0.00
		KAR	30.00	30.00	30.00	0.00	0.00
		MPK	54.00	54.00	54.00	0.00	0.00
		PSH	42.50	42.50	22.00	0.00	93.18
084. Soaps & Detergents							
3532101. LIFE BOUY SOAP (125 GM.)	DOZ.	LAH	427.00	427.00	442.00	0.00	-3.39
		RAW	402.50	402.50	382.50	0.00	5.23
		KSR	427.00	427.00	442.00	0.00	-3.39
		KAR	420.00	420.00	396.00	0.00	6.06
		PSH	396.00	396.00	425.00	0.00	-6.82
		QTA	370.00	370.00	370.00	0.00	0.00
3532102. LUX-STD. (70 GM.)	DOZ.	LAH	345.00	345.00	350.00	0.00	-1.43
		RAW	342.50	342.50	342.50	0.00	0.00
		KAR	360.00	360.00	370.00	0.00	-2.70
		PSH	336.00	336.00	380.00	0.00	-11.58
		QTA	345.00	345.00	360.00	0.00	-4.17
3532201. SUPER ACTIVE SURF (130 GM.)	DOZ.	LAH	230.00	230.00	230.00	0.00	0.00
		MUL	243.62	243.62	229.16	0.00	6.31
		KAR	228.00	228.00	228.00	0.00	0.00
		SKR	264.00	264.00	248.88	0.00	6.08
3532202. ARIEL (100 GM)	DOZ.	LAH	230.00	230.00	230.00	0.00	0.00
		GUJ	228.00	228.00	228.00	0.00	0.00
		KAR	228.00	228.00	228.00	0.00	0.00
		MPK	180.00	180.00	180.00	0.00	0.00
3532203. VIM DETERGENT POLY BAG (1000 G.)	DOZ.	LAH	810.00	810.00	750.00	0.00	8.00
		RAW	765.00	765.00	715.00	0.00	6.99
		KAR	864.00	828.00	828.00	4.35	4.35
		SKR	720.00	720.00	720.00	0.00	0.00
		PSH	840.00	680.00	680.00	23.53	23.53

Contd.

7.10 Intercity Wholesale Prices of Selected Commodities

Group/Commodity/Item Specification	Unit	City	Prices (Rs.)			% Change in	
			Oct.,2016	Sept., 2016	Oct.,2015	Sept., 2016	Oct., 2015
		MNG	900.00	900.00	516.00	0.00	74.42
		QTA	624.00	624.00	624.00	0.00	0.00
3532204. MAXIMUM POWER BRITE POLYBAG(400GM)	DOZ.	LAH	1404.00	1404.00	1404.00	0.00	0.00
		RAW	1070.00	1070.00	862.50	0.00	24.06
		KAR	1428.00	1428.00	1224.00	0.00	16.67
		MPK	1416.00	1416.00	1416.00	0.00	0.00
		PSH	1325.00	1325.00	1325.00	0.00	0.00
3532205. EXPRESS DETERGENT(1000GM)	DOZ.	KAR	2100.00	2100.00	2100.00	0.00	0.00
3532206. WASHING SOAP BETA/SUFI/GUY	DOZ.	LAH	5580.00	5580.00	5580.00	0.00	0.00
		RAW	3825.00	3825.00	3775.00	0.00	1.32
		KSR	5560.00	5560.00	5560.00	0.00	0.00
		SKR	3440.00	3440.00	3440.00	0.00	0.00
		PSH	5840.00	5840.00	5840.00	0.00	0.00
3532207. WASHING SOAP NYLON 101 CAKE	DOZ.	LAH	269.00	269.00	269.00	0.00	0.00
		RAW	255.00	255.00	237.50	0.00	7.37
		SAR	289.00	289.00	286.00	0.00	1.05
		BNU	190.00	190.00	190.00	0.00	0.00
		QTA	300.00	300.00	300.00	0.00	0.00
3532301. TOOTHPASTE MACLEAN'S (LARGE SIZE)	DOZ.	RAW	575.00	575.00	575.00	0.00	0.00
		KAR	1080.00	1080.00	1080.00	0.00	0.00
3532302. TOOTHPASTE FARHAN'S (STD. SIZE)	DOZ.	KAR	492.00	492.00	492.00	0.00	0.00
3532303. TALC SAMSOL/SWISS MISS (STD.SIZE)	DOZ.	RAW	565.00	565.00	565.00	0.00	0.00
		KAR	1092.00	1092.00	1092.00	0.00	0.00
3532304. PONDS COLD CREAM (MED SIZE.)	DOZ.	LAH	1270.00	1270.00	1200.00	0.00	5.83
		RAW	1125.00	1125.00	1127.50	0.00	-0.22
		KAR	1194.00	1194.00	1194.00	0.00	0.00
3532305. PONDS VANISHING CREAM (MED SIZE)	DOZ.	LAH	2450.00	2450.00	2450.00	0.00	0.00
		RAW	1125.00	1125.00	1127.50	0.00	-0.22
		KAR	1009.00	1009.00	1009.00	0.00	0.00
3532306. ADMIRAL SHAVING CREAM (MED.SIZE)	DOZ.	LAH	756.00	720.00	720.00	5.00	5.00
		RAW	710.00	710.00	625.00	0.00	13.60
		KAR	750.00	750.00	684.00	0.00	9.65
3532307. HAIR BRYL CREAM (MED. SIZE).	DOZ.	RAW	1165.00	1165.00	1125.00	0.00	3.56
		KAR	1560.00	1560.00	1140.00	0.00	36.84
3532308. JOHNSON'S BABY POWDER/MOTHER CARE	DOZ.	KAR	1380.00	1380.00	1000.00	0.00	38.00
3532309. SUN SILK SHAMPOO LOCAL 10 ML.	DOZ.	RAW	51.00	51.00	51.00	0.00	0.00
		KAR	55.00	55.00	55.00	0.00	0.00
085. Auto Tyres							
3611101. AUTO TYRE GEN/SUZ/ALTO/MEHRAN	EACH	LAH	2700.00	2700.00	2700.00	0.00	0.00
		RAW	2525.00	2525.00	2875.00	0.00	-12.17
		KAR	2600.00	2600.00	2850.00	0.00	-8.77
3611201. MOTOR CYCLE TYRE YAMAHA-100	EACH	LAH	1210.00	1210.00	1280.00	0.00	-5.47
		RAW	962.50	962.50	962.50	0.00	0.00
		KAR	980.00	980.00	1200.00	0.00	-18.33
3611202. MOTOR CYCLE TYRE HONDA CD-70	EACH	LAH	860.00	860.00	860.00	0.00	0.00
		RAW	962.50	962.50	962.50	0.00	0.00
		KAR	840.00	840.00	1150.00	0.00	-26.96
3611203. MOTOR CYCLE TYRE SUZUKI 80 CC.	EACH	LAH	960.00	960.00	960.00	0.00	0.00
		RAW	937.50	937.50	937.50	0.00	0.00
		KAR	1125.00	1125.00	1200.00	0.00	-6.25
3611204. CYCLE TYRE SERVIS (28x1/2")	EACH	LAH	250.00	250.00	250.00	0.00	0.00
		KAR	210.00	210.00	225.00	0.00	-6.67
3611205. CYCLE TYRE DIAMOND (28x1/2")	EACH	LAH	275.00	275.00	300.00	0.00	-8.33
		RAW	287.50	287.50	287.50	0.00	0.00
		KAR	212.50	212.50	230.00	0.00	-7.61

Contd.

7.10 Intercity Wholesale Prices of Selected Commodities

Group/Commodity/Item Specification	Unit	City	Prices (Rs.)			% Change in		
			Oct.,2016	Sept., 2016	Oct.,2015	Oct., 2016 Over	Sept., 2016	Oct., 2015
3611401. AUTO TUBE GEN/SUZ/ALTO/MEHRAN	EACH	LAH	270.00	270.00	270.00	0.00	0.00	
		RAW	295.00	295.00	295.00	0.00	0.00	
		KAR	317.50	317.50	322.50	0.00	-1.55	
3611402. MOTOR CYCLE TUBE YAMAHA-100	EACH	LAH	185.00	185.00	185.00	0.00	0.00	
		RAW	215.00	192.50	192.50	11.69	11.69	
		KAR	187.50	187.50	210.00	0.00	-10.71	
3611403. MOTOR CYCLE TUBE HONDA CD-70	EACH	LAH	175.00	175.00	175.00	0.00	0.00	
		RAW	215.00	192.50	192.50	11.69	11.69	
		KAR	162.50	162.50	205.00	0.00	-20.73	
3611404. MOTOR CYCLE TUBE SUZUKI 80 CC.	EACH	LAH	195.00	195.00	195.00	0.00	0.00	
		KAR	190.00	190.00	262.50	0.00	-27.62	
		LAH	105.00	105.00	105.00	0.00	0.00	
3611405. CYCLE TUBES SERVIS (28x1/2)	EACH	KAR	102.50	102.50	137.50	0.00	-25.45	
		LAH	110.00	110.00	115.00	0.00	-4.35	
		RAW	105.00	92.50	92.50	13.51	13.51	
3611406. CYCLE TUBES DIAMOND (28x1/2)	EACH	KAR	97.50	97.50	132.50	0.00	-26.42	
		LAH	110.00	110.00	115.00	0.00	-4.35	
		RAW	105.00	92.50	92.50	13.51	13.51	
086. Plastic Products								
3694001. WATER COOLER 9 LTR.	EACH	LAH	575.00	575.00	575.00	0.00	0.00	
		KAR	465.00	465.00	465.00	0.00	0.00	
		PSH	430.00	430.00	450.00	0.00	-4.44	
		QTA	410.00	410.00	410.00	0.00	0.00	
3694002. BUCKET MED. SIZE	EACH	LAH	300.00	300.00	300.00	0.00	0.00	
		GUJ	225.00	225.00	225.00	0.00	0.00	
		GJT	220.00	220.00	220.00	0.00	0.00	
		KAR	290.00	290.00	312.50	0.00	-7.20	
		PSH	350.00	350.00	350.00	0.00	0.00	
3694003. DINNER SET PLASTIC 42/48/52 PIECES	EACH	QTA	235.00	235.00	235.00	0.00	0.00	
		LAH	1975.00	1975.00	1975.00	0.00	0.00	
		RAW	4900.00	4900.00	4900.00	0.00	0.00	
		MUL	3000.00	3000.00	3000.00	0.00	0.00	
		KAR	2400.00	2400.00	2400.00	0.00	0.00	
3694004. HOT POT PLASTIC 3 PIECES	EACH	PSH	2100.00	2100.00	2150.00	0.00	-2.33	
		MNG	3000.00	3000.00	3000.00	0.00	0.00	
		LAH	1225.00	1225.00	1225.00	0.00	0.00	
		SKT	1000.00	1000.00	1000.00	0.00	0.00	
		KAR	975.00	975.00	975.00	0.00	0.00	
3694005. THERMOS STARVAC 1 LTR.	EACH	PSH	1350.00	1350.00	1350.00	0.00	0.00	
		QTA	1050.00	1050.00	1050.00	0.00	0.00	
		LAH	525.00	525.00	450.00	0.00	16.67	
		GUJ	400.00	400.00	500.00	0.00	-20.00	
		KAR	525.00	525.00	525.00	0.00	0.00	
087. Glass sheets	SQ.MTR.	QTA	300.00	300.00	300.00	0.00	0.00	
		LAH	385.00	335.00	335.00	14.93	14.93	
		RAW	335.00	335.00	335.00	0.00	0.00	
		KAR	710.00	690.00	465.00	2.90	52.69	
3711401. PL. GLASS SHEET 3 MM ABOVE 1 SQ.M	SQ.MTR.	PSH	1840.00	425.00	425.00	332.94	332.94	
		LAH	315.00	247.50	247.50	27.27	27.27	
		RAW	295.00	295.00	295.00	0.00	0.00	
		KAR	850.00	820.00	745.00	3.66	14.09	
		PSH	237.00	968.00	968.00	-75.52	-75.52	
088. Other Glass Articles								
3719101. JAR 4 LTR. LOCAL/FANCY/SILKY	DOZ.	RAW	975.00	975.00	887.50	0.00	9.86	
		KAR	810.00	810.00	750.00	0.00	8.00	
3719301. TUMBLER 200 ML. FANCY (OMROC)	DOZ.	RAW	437.50	437.50	310.00	0.00	41.13	
		KAR	870.00	870.00	637.50	0.00	36.47	

Contd.

7.10 Intercity Wholesale Prices of Selected Commodities

Group/Commodity/Item Specification	Unit	City	Prices (Rs.)			% Change in Oct., 2016 Over	
			Oct.,2016	Sept., 2016	Oct.,2015	Sept., 2016	Oct., 2015
3719302. JUG DIAMOND 1.2 LTR. FANCY (OMROC)	DOZ.	LAH	1775.00	1775.00	1775.00	0.00	0.00
		RAW	1425.00	1425.00	1337.50	0.00	6.54
		KAR	2450.00	2450.00	2450.00	0.00	0.00
3719303. TEA CUP SAUCER WHITE	DOZ.	LAH	725.00	725.00	725.00	0.00	0.00
		RAW	975.00	975.00	887.50	0.00	9.86
		KAR	735.00	735.00	690.00	0.00	6.52
089. Ceramics & Sanitary Fixture							
3721001. EUROPEAN W/C (02/03) STD WHITE	EACH	LAH	1600.00	1600.00	1600.00	0.00	0.00
		RAW	1225.00	1225.00	1225.00	0.00	0.00
		GJT	1400.00	1400.00	1400.00	0.00	0.00
		KAR	2062.50	2062.50	1600.00	0.00	28.91
		PSH	4100.00	4100.00	4100.00	0.00	0.00
3721002. EUROPEAN W.C. (02/03)STD COLOUR	EACH	LAH	1700.00	1700.00	1700.00	0.00	0.00
		RAW	1325.00	1325.00	1325.00	0.00	0.00
		GJT	1600.00	1600.00	1600.00	0.00	0.00
		KAR	2150.00	2150.00	1700.00	0.00	26.47
3721003. ASIAN W.C. WHITE 18/22"	EACH	LAH	1850.00	1850.00	1850.00	0.00	0.00
		RAW	1325.00	1325.00	1325.00	0.00	0.00
		GJT	1200.00	1200.00	1250.00	0.00	-4.00
		KAR	1075.00	1075.00	975.00	0.00	10.26
		PSH	1050.00	1050.00	1050.00	0.00	0.00
3721004. ASIAN W.C. WHITE 15/22"	EACH	LAH	1250.00	1250.00	1250.00	0.00	0.00
		RAW	1225.00	1225.00	1225.00	0.00	0.00
		GJT	1000.00	1000.00	1050.00	0.00	-4.76
		KAR	1025.00	1025.00	925.00	0.00	10.81
		PSH	910.00	910.00	900.00	0.00	1.11
3721005. ASIAN W.C. COLOURED 18/22"	EACH	LAH	1850.00	1850.00	1850.00	0.00	0.00
		RAW	1525.00	1525.00	1525.00	0.00	0.00
		GUJ	1800.00	1800.00	1800.00	0.00	0.00
		GJT	1450.00	1450.00	1450.00	0.00	0.00
		KAR	1125.00	1125.00	1075.00	0.00	4.65
		PSH	980.00	980.00	980.00	0.00	0.00
3721006. ASIAN W.C. COLOURED 15/22"	EACH	LAH	1350.00	1350.00	1350.00	0.00	0.00
		RAW	1325.00	1325.00	1325.00	0.00	0.00
		GUJ	1700.00	1700.00	1700.00	0.00	0.00
		GJT	1250.00	1250.00	1250.00	0.00	0.00
		KAR	1025.00	1025.00	1025.00	0.00	0.00
		PSH	870.00	870.00	870.00	0.00	0.00
3721007. WASH BASIN 50 CM WHITE STD.	EACH	LAH	1450.00	1450.00	1450.00	0.00	0.00
		RAW	1325.00	1325.00	1325.00	0.00	0.00
		GJT	1350.00	1350.00	1350.00	0.00	0.00
		KAR	1450.00	1450.00	1200.00	0.00	20.83
		PSH	1850.00	1850.00	1850.00	0.00	0.00
3721008. WASH BASIN 50 CM LIGHT COLOUR	EACH	LAH	1450.00	1450.00	1450.00	0.00	0.00
		RAW	1425.00	1425.00	1425.00	0.00	0.00
		GJT	1150.00	1150.00	1150.00	0.00	0.00
		KAR	1650.00	1650.00	1350.00	0.00	22.22
		PSH	1750.00	1750.00	1750.00	0.00	0.00
3721009. SINK STAINLESS STEEL(KIT.)MED.SIZE	EACH	LAH	1850.00	1850.00	1850.00	0.00	0.00
		RAW	2525.00	2525.00	2475.00	0.00	2.02
		GUJ	1400.00	1400.00	1400.00	0.00	0.00
		KAR	1725.00	1725.00	1650.00	0.00	4.55
		PSH	1700.00	1700.00	1700.00	0.00	0.00
090. Bricks, Blocks & Tiles							
3732001. BRICKS	1000	LAH	7550.00	7550.00	7750.00	0.00	-2.58
		RAW	8100.00	8100.00	7450.00	0.00	8.72
		GJT	8000.00	8000.00	8000.00	0.00	0.00

Contd.

7.10 Intercity Wholesale Prices of Selected Commodities

Group/Commodity/Item Specification	Unit	City	Prices (Rs.)			% Change in Oct., 2016 Over	
			Oct.,2016	Sept., 2016	Oct.,2015	Sept., 2016	Oct., 2015
		KSR	7550.00	7550.00	7450.00	0.00	1.34
		HYD	4800.00	4800.00	4800.00	0.00	0.00
		SKR	5000.00	5000.00	5000.00	0.00	0.00
		PSH	8200.00	8000.00	7800.00	2.50	5.13
		BNU	6275.00	6000.00	6700.00	4.58	-6.34
		QTA	6250.00	6250.00	6250.00	0.00	0.00
3732002. CEMENT BLOCKS	1000	KAR	20500.00	20500.00	20500.00	0.00	0.00
3732003. TILES PLAIN WHITE 8 X 10"	SQ.MTR	LAH	675.00	675.00	675.00	0.00	0.00
		RAW	490.00	490.00	490.00	0.00	0.00
		MUL	800.00	800.00	800.00	0.00	0.00
		KAR	612.50	612.50	580.00	0.00	5.60
3732004. TILES PLAIN COLOURED 8 X 10"	SQ.MTR	LAH	775.00	775.00	775.00	0.00	0.00
		RAW	590.00	590.00	590.00	0.00	0.00
		MUL	850.00	850.00	850.00	0.00	0.00
		KAR	690.00	690.00	640.00	0.00	7.81
091. Cement							
3744001. CEMENT JAVEDAN (EX-FACTORY)	MT.	KAR	8460.00	8460.00	8460.00	0.00	0.00
3744002. CEMENT WHITE	MT.	LAH	18350.00	18350.00	18350.00	0.00	0.00
		RAW	19950.00	19950.00	19100.00	0.00	4.45
		KAR	18800.00	18800.00	18800.00	0.00	0.00
		SKR	18500.00	18500.00	20000.00	0.00	-7.50
3744003. SULP. RESISTING CEMENT(JAVEDAN)	MT.	KAR	9158.00	9158.00	9158.00	0.00	0.00
3744004. D.G. CEMENT (EX-FACTORY)	MT	LAH	9522.00	9580.00	8893.00	-0.61	7.07
3744005. LUCKY CEMENT (EX-FACTORY)	MT	KAR	10110.00	10110.00	10110.00	0.00	0.00
3744006. FAUJI CEMENT(EX-FACTORY)	MT	RAW	9220.00	9300.00	8720.00	-0.86	5.73
092. Bed Foam							
3815001. BED FOAM	EACH	LAH	4300.00	4300.00	4000.00	0.00	7.50
		RAW	4325.00	4325.00	4325.00	0.00	0.00
		GUJ	3000.00	3000.00	3000.00	0.00	0.00
		KAR	2900.00	2900.00	2750.00	0.00	5.45
		QTA	3200.00	3200.00	3200.00	0.00	0.00
3815002. BED FOAM COMMANDER 6.5" X 6" X5"	EACH	LAH	6100.00	6100.00	5800.00	0.00	5.17
		FAS	6900.00	6900.00	6900.00	0.00	0.00
		RAW	6325.00	6325.00	6325.00	0.00	0.00
		GJT	7600.00	7600.00	7600.00	0.00	0.00
		KAR	7000.00	7000.00	6400.00	0.00	9.38
		HYD	5950.00	5950.00	5950.00	0.00	0.00
093. Matches							
3899801. MATCHES (70-75 STICKS) 10 BOXES	PACKET	LAH	9.60	9.60	9.60	0.00	0.00
		RAW	9.40	9.40	9.40	0.00	0.00
		KAR	15.00	15.00	15.00	0.00	0.00
		SKR	15.00	15.00	15.00	0.00	0.00
		PSH	18.00	18.00	18.00	0.00	0.00
5. Metal Product, Machinery & Equipment							
094. Pig Iron							
4111101. PIG IRON	MT.	KAR	40000.00	40000.00	40000.00	0.00	0.00
095. Steel Bar & Sheets							
4126101. M.S. ROUND BAR 1/4"	MT.	LAH	64000.00	64000.00	71250.00	0.00	-10.18
		RAW	63750.00	63750.00	68750.00	0.00	-7.27
		KAR	59000.00	59000.00	68000.00	0.00	-13.24
		HYD	58000.00	60000.00	62000.00	-3.33	-6.45
		PSH	62000.00	65000.00	68000.00	-4.62	-8.82
		QTA	61000.00	63000.00	65000.00	-3.17	-6.15
4126102. M.S. ROUND BAR 3/8"	MT.	LAH	64500.00	64500.00	72250.00	0.00	-10.73
		RAW	63750.00	63750.00	68750.00	0.00	-7.27
		KAR	59000.00	59000.00	62750.00	0.00	-5.98
		HYD	58000.00	60000.00	62000.00	-3.33	-6.45

Contd.

7.10 Intercity Wholesale Prices of Selected Commodities

Group/Commodity/Item Specification	Unit	City	Prices (Rs.)			% Change in	
			Oct.,2016	Sept., 2016	Oct.,2015	Sept., 2016	Oct., 2015
4126103. M.S.ROUND BAR 1/2"	MT.	PSH	62000.00	62000.00	68000.00	0.00	-8.82
		QTA	65000.00	67000.00	69000.00	-2.99	-5.80
		LAH	64000.00	64000.00	70250.00	0.00	-8.90
		RAW	64250.00	64250.00	69750.00	0.00	-7.89
		KAR	60000.00	60000.00	62450.00	0.00	-3.92
4126104. M.S. ROUND BAR 1"	MT.	HYD	58000.00	60000.00	62000.00	-3.33	-6.45
		PSH	57500.00	57500.00	64500.00	0.00	-10.85
		QTA	64000.00	66000.00	68000.00	-3.03	-5.88
		LAH	64000.00	64000.00	73250.00	0.00	-12.63
		RAW	64250.00	64250.00	69750.00	0.00	-7.89
4126105. M.S.RIBBED BAR 1/2" TO 1"	MT.	KAR	61500.00	61500.00	65250.00	0.00	-5.75
		PSH	65000.00	65000.00	66000.00	0.00	-1.52
		LAH	65000.00	65000.00	73000.00	0.00	-10.96
4126106. M.S.RIBBED BAR 3/8"	MT.	RAW	63250.00	63250.00	68750.00	0.00	-8.00
		KAR	61500.00	61500.00	74000.00	0.00	-16.89
		LAH	65000.00	65000.00	73125.00	0.00	-11.11
4126107. G.P.SHEET CUTTING JAPAN 24-30 BG	MT.	RAW	62250.00	62250.00	67750.00	0.00	-8.12
		KAR	66000.00	66000.00	74000.00	0.00	-10.81
		LAH	120000.00	115000.00	120000.00	4.35	0.00
4126108. G.S.SHEET 24 G.GALV.	MT.	RAW	82250.00	82250.00	83500.00	0.00	-1.50
		KAR	87200.00	87200.00	88000.00	0.00	-0.91
		PSH	90000.00	90000.00	90000.00	0.00	0.00
		LAH	130000.00	125000.00	130000.00	4.00	0.00
096. Pipe Fittings	DOZ.	RAW	82250.00	82250.00	83500.00	0.00	-1.50
		KAR	88200.00	88200.00	90000.00	0.00	-2.00
		PSH	90000.00	90000.00	90000.00	0.00	0.00
		LAH	90000.00	90000.00	90000.00	0.00	0.00
4129201. TEE 1/2"	DOZ.	LAH	425.00	425.00	410.00	0.00	3.66
		RAW	387.50	387.50	387.50	0.00	0.00
		KAR	384.00	384.00	384.00	0.00	0.00
4129202. TEE 3/4"	DOZ.	QTA	180.00	180.00	180.00	0.00	0.00
		LAH	530.00	530.00	475.00	0.00	11.58
		RAW	512.50	512.50	512.50	0.00	0.00
4129203. SOCKET 1/2"	DOZ.	KAR	558.00	558.00	558.00	0.00	0.00
		QTA	360.00	360.00	360.00	0.00	0.00
		LAH	275.00	275.00	275.00	0.00	0.00
4129204. SOCKET 3/4"	DOZ.	RAW	337.50	337.50	337.50	0.00	0.00
		KAR	246.00	246.00	246.00	0.00	0.00
		QTA	120.00	120.00	120.00	0.00	0.00
4129205. UNION 1/2"	DOZ.	LAH	365.00	365.00	365.00	0.00	0.00
		RAW	412.50	412.50	412.50	0.00	0.00
		KAR	290.00	290.00	290.00	0.00	0.00
4129206. UNION 3/4"	DOZ.	QTA	165.00	165.00	165.00	0.00	0.00
		LAH	730.00	730.00	660.00	0.00	10.61
		RAW	712.50	712.50	712.50	0.00	0.00
4129207. BAND 1/2"	DOZ.	KAR	812.00	812.00	812.00	0.00	0.00
		QTA	360.00	360.00	360.00	0.00	0.00
		LAH	835.00	835.00	755.00	0.00	10.60
4129208. BAND 3/4"	DOZ.	RAW	787.50	787.50	787.50	0.00	0.00
		KAR	1032.50	1032.50	1032.50	0.00	0.00
		LAH	470.00	470.00	455.00	0.00	3.30
4129208. BAND 3/4"	DOZ.	RAW	687.50	687.50	687.50	0.00	0.00
		KAR	641.00	641.00	641.00	0.00	0.00
		QTA	300.00	300.00	300.00	0.00	0.00
		LAH	590.00	590.00	560.00	0.00	5.36
4129208. BAND 3/4"	DOZ.	RAW	712.50	712.50	712.50	0.00	0.00
		KAR	981.00	981.00	981.00	0.00	0.00
		QTA	480.00	480.00	480.00	0.00	0.00

Contd.

7.10 Intercity Wholesale Prices of Selected Commodities

Group/Commodity/Item Specification	Unit	City	Prices (Rs.)			% Change in Oct., 2016 Over	
			Oct.,2016	Sept., 2016	Oct.,2015	Sept., 2016	Oct., 2015
4129209. ELBOW GALV CHINA 1/2"	DOZ.	LAH	310.00	310.00	310.00	0.00	0.00
		RAW	412.50	412.50	412.50	0.00	0.00
		KAR	265.00	265.00	265.00	0.00	0.00
		QTA	165.00	165.00	165.00	0.00	0.00
4129210. ELBOW GALV CHINA 3/4"	DOZ.	LAH	380.00	380.00	365.00	0.00	4.11
		RAW	462.50	462.50	462.50	0.00	0.00
		KAR	381.00	381.00	381.00	0.00	0.00
		QTA	192.00	192.00	192.00	0.00	0.00
097. Steel Products							
4291201. STAINLESS STEEL DEGCHI MED. SIZE	EACH	LAH	600.00	600.00	600.00	0.00	0.00
		GJT	450.00	450.00	455.00	0.00	-1.10
		KAR	625.00	625.00	625.00	0.00	0.00
4291202. STAINLESS STEEL TABLE SPOON SUP.	EACH	LAH	350.00	350.00	350.00	0.00	0.00
		GJT	175.00	175.00	175.00	0.00	0.00
		KAR	260.00	260.00	260.00	0.00	0.00
4291203. STAINLESS STEEL PLATE LIGHT	DOZ.	LAH	700.00	700.00	700.00	0.00	0.00
		GJT	500.00	500.00	500.00	0.00	0.00
		KAR	780.00	780.00	780.00	0.00	0.00
4291204. PRESSURE COOKER 4 LTR.	EACH	LAH	1380.00	1380.00	1380.00	0.00	0.00
		GUJ	1100.00	1025.00	1000.00	7.32	10.00
		SKT	1200.00	1200.00	1200.00	0.00	0.00
4291401. NEW TREET BLADE ORDINARY	1000	RAW	2575.00	2575.00	2375.00	0.00	8.42
		KAR	2900.00	2900.00	2900.00	0.00	0.00
		KAR	1625.00	1625.00	1625.00	0.00	0.00
4291402. TREET SAFETY RAZOR	DOZ.	LAH	180.00	180.00	180.00	0.00	0.00
		KAR	1185.00	1185.00	1185.00	0.00	0.00
4291403. GILLET SAFETY RAZOR	DOZ.	LAH	430.00	430.00	370.00	0.00	16.22
		RAW	427.50	427.50	427.50	0.00	0.00
		KAR	420.00	420.00	280.00	0.00	50.00
098. Engines & Motors							
4321901. HOLLOW S.MOTOR 326 UP-4.40 HP 46	EACH	LAH	144750.00	144750.00	144500.00	0.00	0.17
099. Vacuum Pumps							
4323001. MULTISTAGE C.PUMPS(PCM 80-3 15 H)	EACH	LAH	77000.00	77000.00	77500.00	0.00	-0.65
4323002. MULTISTAGE C.PUMPS PCM 80-5 25 H)	EACH	LAH	109000.00	109000.00	109000.00	0.00	0.00
100. Air Conditioners							
4391201. PEL AIR CONDITONER 1.5 TON	EACH	LAH	39000.00	39000.00	38000.00	0.00	2.63
		RAW	36250.00	36250.00	36250.00	0.00	0.00
		KAR	42000.00	42000.00	42000.00	0.00	0.00
4391202. WAVES AIR CONDITIONER 1.5 TON.	EACH	LAH	44000.00	44000.00	44000.00	0.00	0.00
		RAW	37750.00	37750.00	37750.00	0.00	0.00
		GJT	45000.00	45000.00	45000.00	0.00	0.00
		KAR	41000.00	41000.00	41000.00	0.00	0.00
		HYD	41900.00	41900.00	41900.00	0.00	0.00
QTA	39200.00	39200.00	39200.00	0.00	0.00		
101. Cultivators							
4411201. CULTIVATOR (ORDINARY) 9 TIMES	EACH	GUJ	38000.00	45000.00	45000.00	-15.56	-15.56
4411202. CULTIVATOR (SPECIAL) 11 TIMES	EACH	GUJ	50000.00	55000.00	55000.00	-9.09	-9.09
102. Chuff Cutter							
4412301. CHUFF CUTTER	EACH	FAS	7000.00	7000.00	7000.00	0.00	0.00
103. Tractors							
4414101. TRACTOR MF-240	EACH	LAH	716625.00	725450.00	725450.00	-1.22	-1.22
4414102. TRACTOR MF-385	EACH	LAH	1126860.00	1130860.00	1160500.00	-0.35	-2.90
104. Lathe Machines							
4421301. LATHE MACHINE 3' (PAK MADINA)	EACH	LAH	94750.00	80000.00	72500.00	18.44	30.69
4421302. LATHE MACHINE 4.5' (PAK MADINA)	EACH	LAH	101750.00	101750.00	100000.00	0.00	1.75
4421303. LATHE MACHINE 6.5' (PAK MADINA)	EACH	LAH	122750.00	122750.00	119000.00	0.00	3.15
4421304. LATHE MACHINE 10' (PAK MADINA)	EACH	LAH	260000.00	240000.00	222500.00	8.33	16.85

Contd.

7.10 Intercity Wholesale Prices of Selected Commodities

Group/Commodity/Item Specification	Unit	City	Prices (Rs.)			% Change in Oct., 2016 Over		
			Oct.,2016	Sept., 2016	Oct.,2015	Sept., 2016	Oct., 2015	
105. Concrete Mixture								
4444001. CONC.MIXER 7 NTR. 12HP. STAR.ENG	EACH	LAH	140000.00	140000.00	140000.00	0.00	0.00	
4444002. CONC.MIXER 17 NTR. 24HP. STAR.ENG	EACH	LAH	210000.00	210000.00	210000.00	0.00	0.00	
106. Fridge,WashM,SewM,Fans,Iron								
4481101. DAWLANCE 10 CFT. DOUBLE DOOR	EACH	LAH	28000.00	28000.00	28000.00	0.00	0.00	
		RAW	24350.00	24350.00	23750.00	0.00	2.53	
		KAR	32000.00	32000.00	31100.00	0.00	2.89	
4481201. WASHING MACHINE NAT. PAK S.F.	EACH	LAH	7000.00	7000.00	7000.00	0.00	0.00	
		GUJ	5000.00	5000.00	5550.00	0.00	-9.91	
		KAR	5450.00	5450.00	5000.00	0.00	9.00	
		QTA	5550.00	5550.00	5500.00	0.00	0.91	
4481202. WASHING MACHINE SINGER S.F.	EACH	LAH	10200.00	10200.00	9500.00	0.00	7.37	
		RAW	9900.00	9900.00	9550.00	0.00	3.66	
		KAR	11800.00	11800.00	10600.00	0.00	11.32	
4481203. WASHING MACHINE DAWLANCE	EACH	LAH	9500.00	9500.00	9500.00	0.00	0.00	
		FAS	8700.00	8700.00	8700.00	0.00	0.00	
		GUJ	9400.00	9400.00	9400.00	0.00	0.00	
		GJT	9400.00	9400.00	9400.00	0.00	0.00	
		KAR	6200.00	6200.00	5400.00	0.00	14.81	
		HYD	9000.00	9000.00	9000.00	0.00	0.00	
4481204. WASHING MACHINE SUPER ASIA	EACH	LAH	9000.00	9000.00	9000.00	0.00	0.00	
		FAS	8800.00	8800.00	8800.00	0.00	0.00	
		KAR	5800.00	5800.00	5000.00	0.00	16.00	
		HYD	6500.00	6500.00	6500.00	0.00	0.00	
4481401. SEWING MACHINE SINGER B.B. H.O	EACH	LAH	6700.00	6700.00	5850.00	0.00	14.53	
		KAR	6200.00	6200.00	6200.00	0.00	0.00	
4481402. SINGER ZIG ZAG MACHINE	EACH	LAH	14500.00	14500.00	13500.00	0.00	7.41	
		KAR	11900.00	11900.00	11900.00	0.00	0.00	
4481403. SEWING MACHINE SALIKA	EACH	LAH	4500.00	4500.00	4500.00	0.00	0.00	
		KAR	5600.00	5600.00	5600.00	0.00	0.00	
4481501. CEILING FAN MILLAT 48"	EACH	LAH	2300.00	2300.00	2300.00	0.00	0.00	
		KAR	2600.00	2600.00	2400.00	0.00	8.33	
4481502. CEILING FAN PAK 48"	EACH	LAH	2200.00	2200.00	2200.00	0.00	0.00	
		GUJ	2400.00	2400.00	2400.00	0.00	0.00	
		KAR	2800.00	2800.00	2400.00	0.00	16.67	
4481503. CEILING FAN NATIONAL 56"	EACH	LAH	2200.00	2200.00	2200.00	0.00	0.00	
		GUJ	2150.00	2150.00	2150.00	0.00	0.00	
		GJT	2300.00	2300.00	2300.00	0.00	0.00	
		KAR	2550.00	2550.00	2300.00	0.00	10.87	
		HYD	2200.00	2200.00	2200.00	0.00	0.00	
4481504. CEILING FAN YOUNIS 56"	EACH	LAH	2300.00	2300.00	2300.00	0.00	0.00	
		FAS	2500.00	2500.00	2350.00	0.00	6.38	
		GUJ	2350.00	2350.00	2350.00	0.00	0.00	
		KAR	2650.00	2650.00	2400.00	0.00	10.42	
		PSH	2550.00	2650.00	2550.00	-3.77	0.00	
		QTA	2750.00	2750.00	2750.00	0.00	0.00	
4481505. PADESTAL FAN MILLAT 20"	EACH	KAR	3600.00	3600.00	3200.00	0.00	12.50	
4481506. PADESTAL FAN PAK 20"	EACH	LAH	3500.00	3500.00	3300.00	0.00	6.06	
		GJT	3800.00	3800.00	3800.00	0.00	0.00	
		KAR	3600.00	3600.00	3200.00	0.00	12.50	
		PSH	3800.00	3800.00	3800.00	0.00	0.00	
4481507. EXHAUST FAN CLIMAX 12"	EACH	LAH	1600.00	1600.00	1600.00	0.00	0.00	
		GUJ	1400.00	1400.00	1700.00	0.00	-17.65	
4481508. EXHAUST FAN MILLAT 12"	EACH	KAR	1800.00	1800.00	1600.00	0.00	12.50	
4481509. EXHAUST FAN PAK. NATIONAL 12"	EACH	LAH	1500.00	1500.00	1500.00	0.00	0.00	
		GUJ	1350.00	1350.00	1900.00	0.00	-28.95	
		GJT	1800.00	1800.00	1800.00	0.00	0.00	
		KAR	1700.00	1700.00	1600.00	0.00	6.25	

Contd.

7.10 Intercity Wholesale Prices of Selected Commodities

Group/Commodity/Item Specification	Unit	City	Prices (Rs.)			% Change in	
						Oct., 2016	
			Oct.,2016	Sept., 2016	Oct.,2015	Sept., 2016	Oct., 2015
4481601. IRON NATIONAL PAK AUTOMATIC	EACH	LAH	500.00	500.00	500.00	0.00	0.00
		GUJ	850.00	850.00	850.00	0.00	0.00
		KAR	525.00	525.00	525.00	0.00	0.00
		PSH	800.00	800.00	800.00	0.00	0.00
4481602. IRON PHILIPS HD 1120/R	EACH	LAH	1250.00	1250.00	1250.00	0.00	0.00
		GUJ	2080.00	2080.00	2080.00	0.00	0.00
		KAR	1360.00	1360.00	1360.00	0.00	0.00
107. Electric Wires							
4634001. FLEXIBLE WIRE 2999-14 0076	90 MTR.	LAH	575.00	575.00	575.00	0.00	0.00
		MUL	1100.00	1100.00	1100.00	0.00	0.00
		KAR	990.00	990.00	990.00	0.00	0.00
		PSH	800.00	800.00	800.00	0.00	0.00
		QTA	505.00	505.00	505.00	0.00	0.00
4634002. PVC WIRE SINGLE CORE	90 MTR.	LAH	925.00	925.00	925.00	0.00	0.00
		MUL	1280.00	1280.00	1280.00	0.00	0.00
		KAR	990.00	990.00	990.00	0.00	0.00
		PSH	900.00	900.00	900.00	0.00	0.00
		QTA	600.00	600.00	600.00	0.00	0.00
108. Lighting Equipments							
4653101. PHILIPS TL. LAMP 40 W.	EACH	GUJ	95.00	95.00	92.00	0.00	3.26
		GJT	96.00	96.00	96.00	0.00	0.00
		KAR	105.00	105.00	85.00	0.00	23.53
		PSH	97.50	97.50	97.50	0.00	0.00
		QTA	90.00	90.00	90.00	0.00	0.00
4653102. PHILIPS ELECTRIC BULB 100W(GLS)	100 BUL	LAH	2500.00	2000.00	2000.00	25.00	25.00
		RAW	2950.00	2950.00	2950.00	0.00	0.00
		KAR	2800.00	2800.00	2800.00	0.00	0.00
		PSH	2700.00	2900.00	2900.00	-6.90	-6.90
4653103. PHILIPS ENERGY SAVER 14 W (GLS)	EACH	LAH	145.00	145.00	150.00	0.00	-3.33
		RAW	139.00	139.00	139.00	0.00	0.00
		KAR	155.00	155.00	155.00	0.00	0.00
		PSH	165.00	170.00	170.00	-2.94	-2.94
		QTA	172.00	172.00	172.00	0.00	0.00
109. Radio & Television							
4731201. RADIO 3-5 BAND (CHINA BRAND)	EACH	LAH	175.00	175.00	175.00	0.00	0.00
		RAW	287.50	287.50	287.50	0.00	0.00
		KAR	425.00	425.00	325.00	0.00	30.77
4731301. PHILIPS COLOUR TV. 14"	EACH	LAH	8150.00	8150.00	8150.00	0.00	0.00
		RAW	8250.00	8250.00	8250.00	0.00	0.00
		KAR	8400.00	8400.00	8400.00	0.00	0.00
4731302. L.G.COLOUR TV. 14"	EACH	LAH	8100.00	8100.00	8100.00	0.00	0.00
		RAW	7900.00	7900.00	7900.00	0.00	0.00
		KAR	8150.00	8150.00	8150.00	0.00	0.00
4731303. SONY COLOUR TV 14"	EACH	LAH	13000.00	13000.00	13000.00	0.00	0.00
		RAW	10250.00	10250.00	10250.00	0.00	0.00
		KAR	8000.00	8000.00	8000.00	0.00	0.00
4731304. PANASONIC COLOUR TV 14"	EACH	RAW	9250.00	9250.00	9250.00	0.00	0.00
		KAR	7750.00	7750.00	7750.00	0.00	0.00
4731305. PHILIPS COLOUR TV. 20"	EACH	LAH	11000.00	11000.00	11000.00	0.00	0.00
		RAW	13900.00	13900.00	13900.00	0.00	0.00
		KAR	12750.00	12750.00	12750.00	0.00	0.00
4731306. L.G.COLOUR TV. 20"	EACH	LAH	13400.00	13400.00	13400.00	0.00	0.00
		RAW	12250.00	12250.00	12250.00	0.00	0.00
		KAR	13000.00	13000.00	13000.00	0.00	0.00
4731307. L.G. COLOUR TV. 21"	EACH	LAH	14700.00	14700.00	14700.00	0.00	0.00
		RAW	12250.00	12250.00	12250.00	0.00	0.00
		KAR	16100.00	16100.00	16100.00	0.00	0.00

Contd.

7.10 Intercity Wholesale Prices of Selected Commodities

Group/Commodity/Item Specification	Unit	City	Prices (Rs.)			% Change in Oct., 2016 Over	
			Oct.,2016	Sept., 2016	Oct.,2015	Sept., 2016	Oct., 2015
4731308. SONY COLOUR TV 20"	EACH	LAH	18800.00	18800.00	18800.00	0.00	0.00
		RAW	17100.00	17100.00	17100.00	0.00	0.00
		KAR	17200.00	17200.00	17200.00	0.00	0.00
110. Motor Vehicles							
4911301. CAR SUZUKI MEHRAN 800CC SB308R VX	EACH	KAR	650000.00	650000.00	625000.00	0.00	4.00
4911302. SUZUKI CULTUS 1000CC SF410 VXR M PE	EACH	KAR	1124000.00	1124000.00	1039000.00	0.00	8.18
4911303. SUZUKI RAVI 800 CC PICKUP(ST 308R)	EACH	KAR	667000.00	667000.00	637000.00	0.00	4.71
4911304. CAR TOYOTA 1300 CC XLI	EACH	KAR	1639000.00	1639000.00	1539000.00	0.00	6.50
4911305. CAR HONDA CIVIC 1800CC(IVTEC MANUAL)	EACH	LAH	2039000.00	2039000.00	2021000.00	0.00	0.89
4911306. ISUZU BUS CHASIS MT 112 K	EACH	KAR	3325000.00	3325000.00	3325000.00	0.00	0.00
4911401. ISUZU TRUCK CHASIS FTR 12 K	EACH	KAR	3850000.00	3850000.00	3850000.00	0.00	0.00
111. Motorcycles							
4991201. MOTOR CYCLE YB-100ROYAL YAMAHA	EACH	KAR	75375.00	75375.00	75375.00	0.00	0.00
4991202. MOTOR CYCLE CD-70 HONDA	EACH	KAR	63500.00	63500.00	63500.00	0.00	0.00
4991203. MOTOR CYCLE PAK HERO 70 CC.	EACH	LAH	42000.00	42000.00	42000.00	0.00	0.00
		MUL	42000.00	42000.00	42000.00	0.00	0.00
		KAR	46000.00	46000.00	46000.00	0.00	0.00
4991204. MOTOR CYCLE SUPER ASIA 70 CC.	EACH	LAH	42500.00	42500.00	42500.00	0.00	0.00
		MUL	45000.00	45000.00	45000.00	0.00	0.00
		KAR	42500.00	42500.00	42500.00	0.00	0.00
		HYD	42000.00	42000.00	42000.00	0.00	0.00
4991205. MOTOR CYCLE SUZUKI STD 110CC.	EACH	KAR	71300.00	71300.00	71300.00	0.00	0.00
112. Bicycles							
4992101. BICYCLE PECO FOR GENTS POPULAR	EACH	LAH	5000.00	5000.00	5000.00	0.00	0.00
4992102. BICYCLE PECO FOR BMX SHAHEEN	EACH	LAH	3500.00	3500.00	3500.00	0.00	0.00
4992103. BICYCLE SOHRAB SUPER	EACH	LAH	6450.00	6450.00	6450.00	0.00	0.00
		KAR	6900.00	6900.00	6450.00	0.00	6.98
4992104. BICYCLE SOHRAB VIP STUDENT	EACH	LAH	6300.00	6300.00	6300.00	0.00	0.00
		KAR	5900.00	5900.00	5700.00	0.00	3.51

7.11 Intercity Consumer Prices October, 2016

Description	Unit	Rawalpindi	Islamabad	Attock	Jehlum	Lahore	Sahiwal	Gujran-wala
WHEAT	10 KG.	342.50	342.50	327.50	336.25	341.25	321.88	350.00
WHEAT FLOUR FINE/SUPERIOR.	KG.	55.92	57.75	42.50	48.00	50.00	41.00	42.00
WHEAT FLOUR AVG. QLTY	KG.	38.42	38.97	36.50	37.75	38.00	36.38	40.00
WHEAT FLOUR BAG	10 KG.	384.17	389.69	365.00	367.50	380.00	363.75	375.00
MAIDA	KG.	56.50	58.75	50.00	60.00	56.25	50.00	50.00
SUJI	KG.	57.42	59.25	50.00	60.00	60.00	50.00	50.00
BESAN AV. QLTY.	KG.	159.58	168.13	162.50	165.00	173.21	149.50	150.00
RICE BASMATI SUP. QLTY.	KG.	140.00	145.31	137.50	125.00	122.50	105.00	90.00
RICE BASMATI 385/386	KG.	127.08	131.25	77.50	105.00	87.86	60.00	50.00
RICE BASMATI BROKEN AV.QLTY	KG.	75.00	79.38	67.50	65.00	62.50	57.50	50.00
RICE IRRI-6 (SINDH/PUNJAB)	KG.	52.71	60.00	55.00	60.00	53.00	37.50	47.50
VERMICELLI	KG.	97.92	99.38	92.50	80.00	101.61	70.00	77.50
BREAD PLAIN MEDIUM SIZE	EACH	40.00	40.00	40.00	37.50	40.00	40.00	40.00
RUSK (PAPAY)	KG.	240.00	261.25	170.00	230.00	205.00	235.00	160.00
BISCUITS-PACKED	PKT	40.00	40.00	40.00	40.00	35.00	35.00	35.00
BISCUIT-BAKERY (LOOSE)	250 GM	100.42	110.00	77.50	100.00	92.50	110.00	110.00
CORNFLAKS FAUJI 225 GM.	PKT	189.00	189.00	189.00	189.00	176.40	176.40	180.00
SAMOSAS (VEGATABLE)	EACH	14.75	14.63	15.00	12.50	16.96	15.00	15.00
PASTRY AV.QLTY.	EACH	32.92	33.44	37.50	30.00	30.18	30.00	35.00
PATTIES (VEGATABLES)	EACH	27.50	28.75	21.00	25.00	31.96	30.00	20.00
NIMCO	250 GM	82.50	86.88	67.50	70.00	68.93	90.00	50.00
CHIPS	250 GM	93.33	95.00	78.75	82.50	77.32	90.00	65.00
BEEF WITH BONE AV.QLTY.	KG	337.50	338.75	300.00	302.50	344.29	280.00	290.00
MUTTON AV.QLTY.	KG	741.25	752.50	675.00	637.50	805.36	630.00	625.00
CHICKEN FARM BROILER (LIVE)	KG	151.25	163.13	160.00	147.50	132.29	136.00	137.00
FISH-RAHU MEDIUM SIZE	KG	299.17	336.25	255.00	290.00	261.07	245.00	250.00
MILK FRESH (UNBOILED)	LTR.	92.92	97.50	72.50	75.00	73.21	70.00	80.00
CURD	KG.	100.00	108.13	77.50	80.00	83.04	80.00	90.00
MILK TETRA PACK 1/2 LTR.	PKT.	60.00	60.00	60.00	60.00	60.00	60.00	60.00
LACTOGEN 400 GRAMS	PKT.	440.00	440.00	440.00	440.00	440.00	445.00	430.00
POWDER MILK NIDO 400GM.	PKT	389.74	389.74	389.74	389.74	389.74	380.00	389.74
MILK POWDER LOOSE/PACKED	KG.	551.67	585.00	535.00	500.00	504.29	445.00	350.00
BUTTER LOCAL PACKED	50 GM.	25.00	25.00	25.00	50.00	32.00	25.00	35.00
EGGS FARM	DOZ	89.00	97.50	94.00	95.00	88.21	92.50	90.00
MUSTARD OIL AV.QLTY.	KG.	220.00	240.00	245.00	205.00	183.93	162.50	145.00
COOKING OIL (DALDA)	2.5LTR	445.00	445.00	445.00	445.00	445.00	443.00	467.00
COOKING OIL (PAKWAN) OTHER BRAND SPECIFY	2.5 LTR	355.00	362.50	355.00	387.50	420.00	370.00	420.00
VEGETABLE GHEE TIN	2.5KG.	440.00	440.00	440.00	440.00	440.00	440.00	452.00
VEGETABLE GHEE (LOOSE)	KG.	147.50	151.25	145.00	142.00	139.43	165.00	145.00
DATES AV.QLTY.	KG.	206.67	223.75	210.00	200.00	167.86	165.00	190.00
PISTACHIO AV.QLTY.	50 GM.	121.67	127.50	117.50	125.00	107.86	140.00	120.00
ALMONDS WHOLE AV.QLTY.	KG.	676.67	697.50	635.00	612.50	672.14	675.00	525.00
COCONUT DRY AV.QLTY.	KG.	315.83	337.50	315.00	320.00	315.18	290.00	280.00
RAISINS AV.QLTY.	50 GM.	23.50	26.50	23.50	22.50	31.93	18.00	20.00
GROUNDNUTS (WITH SHELL)	KG.	213.33	228.75	190.00	240.00	196.43	200.00	195.00
MALTA/MOSAMBI	DOZ	0.00	0.00	0.00	0.00	0.00	120.00	120.00
KINNU	DOZ	0.00	0.00	0.00	0.00	0.00	0.00	0.00
APPLE	KG	125.00	141.88	110.00	95.00	122.50	110.00	110.00
ALOO BUKHARA	KG	0.00	0.00	0.00	0.00	0.00	0.00	0.00
POMEGRANATE (ANNAR)	KG	168.33	251.25	155.00	195.00	305.71	156.25	145.00
GRAPES	KG	205.83	272.50	210.00	205.00	177.86	235.00	120.00
BANANAS	DOZ	85.42	130.63	80.00	95.00	65.71	65.00	60.00
MANGO KALMI	KG	0.00	0.00	0.00	0.00	0.00	0.00	0.00
GUAVA	KG	119.17	161.25	100.00	105.00	107.14	75.00	120.00
WATERMELON (TURBOOZ)	KG	0.00	0.00	0.00	0.00	0.00	0.00	0.00
MUSKMELON (KHARBOOZA)	KG	0.00	0.00	0.00	0.00	0.00	0.00	0.00
SWEETMELON (GARMA)	KG	100.00	115.00	65.00	55.00	52.32	57.50	60.00
PULSE MASOOR (WHOLE)	KG.	152.08	165.63	132.50	147.50	157.32	140.00	140.00
PULSE MASOOR (WASHED)	KG.	160.00	168.75	142.50	152.50	167.50	145.00	150.00
PULSE MOONG (WASHED)	KG.	152.92	168.13	142.50	162.50	159.82	127.50	142.50
PULSE MASH (WASHED)	KG.	238.75	253.75	232.50	267.50	265.00	245.00	257.50
PULSE GRAM	KG.	162.50	170.00	160.00	165.00	162.86	150.00	157.50
GRAM WHOLE BLACK AV QLTY.	KG.	161.25	166.25	157.50	162.50	152.68	155.00	150.00
GRAM WHOLE YELLOW AV.QLTY	KG.	202.50	205.00	195.00	200.00	168.93	190.00	165.00

Contd.

7.11 Intercity Consumer Prices October, 2016

Description	Unit	Rawalpindi	Islamabad	Attock	Jehlum	Lahore	Sahiwal	Gujran-wala
BEANS (LAL LOBIA)	KG.	156.67	165.00	135.00	160.00	152.50	155.00	130.00
POTATOES	KG	46.67	53.75	50.00	45.00	41.61	40.00	52.50
ONION	KG	42.08	48.75	30.00	35.00	33.93	25.00	32.50
TURNIP	KG	71.67	77.50	50.00	75.00	74.29	62.50	55.00
RADISH	KG	53.33	65.00	30.00	65.00	36.61	25.00	25.00
TOMATOES	KG	65.00	70.00	50.00	55.00	58.57	60.00	70.00
CABBAGE	KG	0.00	0.00	0.00	0.00	0.00	0.00	0.00
CAULIFLOWER	KG	79.17	102.50	50.00	55.00	54.82	70.00	60.00
BRINJAL	KG	60.42	70.00	50.00	55.00	50.00	35.00	50.00
PUMPKIN	KG	0.00	0.00	0.00	0.00	0.00	0.00	0.00
BOTTLEGOURD	KG	70.42	90.00	52.50	57.50	54.64	55.00	50.00
LADY FINGER	KG	85.00	95.00	85.00	75.00	74.64	87.50	80.00
PEAS	KG	0.00	0.00	0.00	0.00	0.00	0.00	0.00
SPINACH	KG	38.75	43.75	22.50	35.00	34.29	35.00	30.00
TINDA	KG	108.33	123.75	90.00	85.00	88.57	110.00	90.00
TURAI	KG	96.67	111.25	60.00	75.00	88.57	75.00	60.00
KARAILA	KG	120.83	137.50	82.50	75.00	89.46	91.25	70.00
ARVI	KG	77.50	90.00	60.00	85.00	67.68	65.00	60.00
CHILLIES GREEN	KG	123.33	143.75	125.00	105.00	87.50	65.00	120.00
CARROT	KG	0.00	0.00	0.00	0.00	0.00	0.00	0.00
CUCUMBER (KHEERA)	KG	85.83	105.00	80.00	75.00	69.29	56.25	50.00
LEMON	250GM	81.67	85.00	37.50	55.00	35.71	27.50	20.00
SUGAR REFINED	KG.	72.42	73.25	70.00	71.00	72.29	70.00	70.00
GUR AV.QLTY	KG.	103.33	110.00	97.50	105.00	112.32	95.00	85.00
HONEY LANGANESE 500 GM.	BOTTLE	924.58	937.50	910.00	925.00	860.00	855.00	840.00
MILO 200 GM.	BOTTLE	215.00	215.00	215.00	222.50	216.00	220.00	166.67
CUSTARD POWDER RAFHAN 300 GM.	PKT	80.00	80.00	80.00	80.00	80.00	80.00	80.00
TOFFEE (HILAL)	EACH	2.00	2.00	2.00	2.00	2.00	1.50	1.00
CHOWKELATE CANDY (SMALL SIZE)	EACH	5.00	5.00	5.00	5.00	5.00	5.00	5.00
SWEETMEAT (MIXED)	KG	392.50	408.75	320.00	370.00	310.00	377.50	360.00
ICE CREAM WALLS	CUP.	40.00	40.00	40.00	40.00	45.00	45.00	40.00
ICE	KG	20.00	20.00	10.00	20.00	15.00	10.00	5.00
JAM AHMED/MITCHELLES	BOTTLE	140.00	140.00	140.00	140.00	135.00	140.00	125.00
SQUASH-MITCHELLES	BOTTLE	167.50	167.50	167.50	165.00	150.00	160.00	150.00
ROOH AFZA	BOTTLE	170.00	170.00	170.00	170.00	160.00	160.00	160.00
JAM-E-SHIREEN	BOTTLE	170.00	170.00	170.00	170.00	170.00	170.00	170.00
SAUNF	50 GM	20.00	20.00	19.00	20.00	20.00	18.00	20.00
CINAMON LOOSE AV. QLTY	50 GM.	24.75	25.00	24.50	35.00	26.71	30.00	25.00
CUMINSEED WHITE NATIONAL	50 GM.	52.00	52.00	52.00	52.00	52.00	52.00	52.00
PEPPER BLACK NATIONAL	50 GM.	105.00	105.00	100.00	105.00	100.00	100.00	100.00
CLOVES LOOSE AV.QLTY	50 GM.	80.83	83.13	82.50	85.00	89.29	100.00	100.00
CARDAMOM LARGE LOOSE AV.QLTY	50 GM.	182.50	190.00	185.00	195.00	170.36	180.00	150.00
CARDAMOM SMALL AV.QLTY	50 GM.	117.92	130.63	112.50	107.50	78.04	110.00	90.00
SALT-POWDERED (LAHORI) LOOSE	KG.	12.00	12.00	10.00	15.00	10.00	10.00	10.00
SALT POWDERED (NATIONAL/SHAN)	PKT	25.00	25.00	25.00	25.00	25.00	25.00	25.00
CHILLIES POWD.NATIONAL 200GM	PKT	105.00	105.00	105.00	105.00	105.00	105.00	105.00
CHILLIES POWDER LOOS	KG.	313.33	326.25	270.00	270.00	290.71	242.50	260.00
CORRIANDER SEED POWD.NATIONAL	PKT	104.00	104.00	104.00	104.00	104.00	104.00	110.00
CORRIANDER SEED (LOOSE)	KG.	298.33	300.00	265.00	290.00	287.14	262.50	190.00
TURMERIC POWD.NATIONAL 50GM	PKT.	35.00	35.00	35.00	35.00	35.00	35.00	35.00
CURRY POWD. NATIONAL 200 GM	PKT.	87.00	87.00	87.00	87.00	88.00	78.81	87.00
TOMATO KETCHUP AHMED/MITCHL	BOTTLE	100.00	100.00	105.00	100.00	95.00	85.00	100.00
PICKLES AHMED/MITCHELLES	BOTTLE	110.00	110.00	110.00	115.00	105.00	95.00	100.00
VINEGAR SYNTHETIC (SIRKA)	BOTTLE	100.00	100.00	77.50	95.00	80.00	80.00	70.00
GARLIC	KG	319.17	329.38	290.00	310.00	312.86	275.00	280.00
GINGER	KG	214.17	236.25	120.00	155.00	117.14	102.50	110.00
TAPAL DANEDAR TEA 200GM PACKET	PKT	157.89	157.89	157.84	157.89	157.89	157.89	157.89
TEA LIPTON YELLOW LABEL 200GM.	PKT.	157.89	157.89	157.84	157.89	157.89	157.89	157.89
TEA LOOSE KENYA AV.QLTY 250GM.	PKT.	175.00	175.00	175.00	175.00	116.07	172.50	160.00
COFFEE-NESCAFE 75 GM. **	BOTTLE	355.00	355.00	365.00	340.00	360.00	330.00	350.00
COLD DRINK (STANDARD SIZ)	BOTTLE	27.50	27.50	25.00	25.00	20.00	25.00	25.00
FRUIT JUICE TETRA PACK	PKT.	20.00	20.00	15.00	17.50	20.00	20.00	20.00
MINERAL WATER NESTLE 1.5 LTR	BOTTLE	50.00	50.00	50.00	50.00	50.00	50.00	45.00
CIGARETTES K-2 10'S **	PKT	65.00	65.00	65.00	65.00	65.00	65.00	70.00

Contd.

7.11 Intercity Consumer Prices October, 2016

Description	Unit	Rawalpindi	Islamabad	Attock	Jehlum	Lahore	Sahiwal	Gujran-wala
CIGARETTES CAPSTAN 10'S **	PKT	72.50	72.50	70.00	72.50	65.00	70.00	70.00
CIGARETTES GOLD LEAF 20'S	PKT	130.00	130.00	130.00	130.00	120.00	130.00	130.00
CIGARETTES MORVEN GOLD 20'S	PKT	72.50	72.50	70.00	72.50	65.00	70.00	70.00
BETEL LEAVES	50GM.	102.50	110.63	102.50	105.00	73.93	70.00	60.00
BETEL NUTS	KG.	640.83	671.25	675.00	365.00	355.00	350.00	350.00
LONG CLOTH 57" GUL AHMED/AL-KARAM	METER	195.00	205.00	185.00	260.00	257.14	245.00	135.00
SHIRTING AV.QLTY.	METER	185.00	192.50	182.50	195.00	138.57	290.00	170.00
PANT CLOTH W & WEAR AV.QLTY	METER	437.50	431.25	437.50	410.00	332.14	525.00	335.00
LAWN PRINTED GUL AHMED/AL-KARAM	METER	270.00	287.50	267.50	285.00	281.07	397.50	205.00
GEORGETTE AV.QLTY	METER	152.50	155.00	152.50	145.00	120.54	110.00	132.50
LINEN AV.QLTY ***	METER	163.33	170.00	165.00	165.00	173.93	225.00	105.00
HEAVY WT SUITING LAWERNCPUR AVG QLTY	METER	1633.33	1675.00	1625.00	1625.00	1475.00	1100.00	1050.00
HEAVY WT SUITING LAWERNCPUR SUP QLTY	METER	2083.33	2137.50	2075.00	2075.00	2075.00	1250.00	2350.00
TROPICAL SUITING LAW.PUR	METER	1583.33	1625.00	1575.00	1575.00	1175.00	1100.00	925.00
PANT BOY 24"/26" LENGTH.	EACH	525.00	550.00	537.50	612.50	381.79	762.50	712.50
SHIRT BOY 24"/26" LENGTH	EACH	359.58	375.00	362.50	425.00	363.57	662.50	450.00
SCHOOL UNI. PANT,SHIRT BOYS	SUIT	510.00	545.63	525.00	560.00	678.57	725.00	975.00
SCHOOL UNI. KAMEEZ,SHAL.BOYS	SUIT	507.92	550.00	512.50	482.50	479.64	525.00	925.00
SCHOOL UNI. KAMEEZ,SHAL.GIRL	SUIT	475.00	471.88	485.00	455.00	562.50	475.00	925.00
FROCK W/WEAR GIRLS	EACH	2225.00	2287.50	2050.00	1275.00	1135.71	1450.00	925.00
AWAMI-SUIT W & W(BOY) 24"/26	SUIT	1979.17	2025.00	2050.00	1375.00	1078.57	1740.00	1125.00
AWAMI-SUIT W&W (GENTS)AV.QLTY	SUIT	2012.50	2093.75	2100.00	1700.00	1178.57	1800.00	1125.00
PULLOVER GENTS OXFORD/BON.	EACH	3050.00	3050.00	3050.00	3050.00	2890.00	2950.00	3000.00
PULLOVER LADIES OXFORD/BON.	EACH	3050.00	3050.00	3050.00	3050.00	2970.00	2850.00	2950.00
PULLOVER (GENTS) OTHERS A.QLTY	EACH	1187.50	1200.00	1100.00	950.00	967.86	1000.00	550.00
SECOND-HAND COAT FOR MEN	EACH	583.33	500.00	475.00	475.00	625.00	350.00	600.00
SECONDHAND SWEETER FOR MEN DUP QLTY	EACH	347.92	0.00	275.00	180.00	467.86	275.00	600.00
SECONDHAND WINTER JACKET	EACH	625.00	0.00	475.00	475.00	685.71	375.00	650.00
UNDERWEAR AV.QLTY MEDIUM SIZE	EACH	210.83	215.00	175.00	182.50	157.86	175.00	125.00
VEST FOR MEN AV.QLTY.	EACH	215.83	215.00	175.00	182.50	166.07	170.00	125.00
VEST/SHAMEEZ (WOMEN) AVG. QLTY	EACH	213.33	220.00	205.00	145.00	228.57	190.00	142.50
SOCKS NYLON (PAKISTANI)	PAIR	110.00	118.75	77.50	87.50	105.00	95.00	110.00
BRASSIER AV.QLTY.	EACH	251.67	261.25	210.00	105.00	167.86	210.00	165.00
BRASSIER SUP QLTY	EACH	586.25	629.38	575.00	305.00	950.00	500.00	335.00
DOPATTA GEORGETTE AV.QLTY.	EACH	350.00	362.50	340.00	325.00	317.86	315.00	275.00
DOPATTA COTTON AV QLTY	EACH	341.25	362.50	290.00	225.00	205.36	225.00	185.00
CHADDAR (W/WEAR) (2x2.5 MTR)	EACH	392.92	418.75	387.50	412.50	423.21	375.00	375.00
LUNGI/DHOTI(COTTON) AVG. QLTY	EACH	460.83	475.00	440.00	205.00	250.71	375.00	212.50
HANDKERCHIEF AVG. QLTY PAK	EACH	38.75	42.50	37.50	25.00	28.21	50.00	50.00
HANDKERCHIEF SUP. QLTY PAK	EACH	55.83	64.38	50.00	45.00	50.00	75.00	75.00
GLOVES AV QLTY	PAIR	155.00	157.50	155.00	155.00	79.64	120.00	105.00
AZARBAND COTTON AVG. QLTY	EACH	22.50	22.50	17.50	22.50	21.96	20.00	25.00
SEWING THREAD/REEL(ASLI PARI)	EACH	9.00	9.00	7.50	9.00	7.00	6.00	6.00
WASHING CHARGES PAINT & SHIRT	SUIT	94.58	105.00	110.00	175.00	71.07	165.00	170.00
DRY CLEANING SUIT COAT PANT	SUIT	612.50	682.50	335.00	475.00	370.00	375.00	400.00
WASHING CH. (KAMIZ-SHALWAR)	PAIR	92.92	94.38	75.00	95.00	60.36	90.00	120.00
TAILORING SHIRT	EACH	541.67	575.00	387.50	525.00	439.29	500.00	400.00
TAILORING CHARGES PANT (MEN)	EACH	958.33	1025.00	750.00	850.00	632.14	900.00	500.00
TAILORING COAT-PANT SUIT	SUIT	3800.00	4287.50	4100.00	3500.00	4464.29	5000.00	3100.00
TAILORING AWAMI-SUIT (MALE)	SUIT	729.17	775.00	637.50	650.00	578.57	675.00	600.00
TAILORING SUIT FEMALE	SUIT	633.33	725.00	575.00	575.00	500.00	525.00	500.00
GENTS SHOES PAUL BATA	PAIR	1199.00	1199.00	1199.00	1199.00	1299.00	1199.00	1199.00
GENTS SANDAL BATA	PAIR	699.00	699.00	699.00	699.00	699.00	699.00	699.00
GENTS SPOUNG CHAPPAL BATA	PAIR	199.00	199.00	199.00	199.00	199.00	199.00	199.00
LADIES SANDAL BATA	PAIR	499.00	499.00	499.00	499.00	499.00	499.00	499.00
LADIES SPOUNG CHAPPAL BATA	PAIR	179.00	179.00	179.00	179.00	179.00	179.00	179.00
CHILD SHOE POWER LITE BATA	PAIR	599.00	599.00	599.00	599.00	599.00	599.00	599.00
GENTS SHOE, ART 1109 SERVICE	PAIR	999.00	999.00	999.00	999.00	999.00	999.00	999.00
NYLON JOGGER 27 SIZE 2-5 ***	PAIR	1299.00	1299.00	1299.00	1299.00	1299.00	1299.00	1299.00
CHINA FOOT WEAR AV. QLTY (MALE) *	PAIR	975.00	1025.00	875.00	875.00	742.86	450.00	450.00
CHINA FOOT WEAR AV. QLTY (FEMALE) *	PAIR	875.00	931.25	875.00	725.00	637.50	500.00	350.00
CHINA FOOT WEAR AV. QLTY (CHILDREN) *	PAIR	833.33	875.00	625.00	725.00	483.93	425.00	320.00
SHOE REPAIR HALF SOLE	PAIR	132.50	144.38	115.00	135.00	106.43	100.00	95.00
SHOES POLISH CHARGES AVERAGE SHOP	PAIR	20.00	20.00	27.50	20.00	20.00	20.00	15.00

Contd.

7.11 Intercity Consumer Prices October, 2016

Description	Unit	Rawalpindi	Islamabad	Attock	Jehlum	Lahore	Sahiwal	Gujran-wala
HOUSE RENT (combined)	MONTH	15011.00	47926.00	4252.00	6436.00	12767.00	8106.00	5679.00
rent 2	pm	15011.00	47926.00	4252.00	6436.00	12767.00	8106.00	5679.00
RENT3	PM	15011.00	47926.00	4252.00	6436.00	12767.00	8106.00	5679.00
RENT4	PM	15011.00	47926.00	4252.00	6436.00	12767.00	8106.00	5679.00
RENT5	PM	15011.00	47926.00	4252.00	6436.00	12767.00	8106.00	5679.00
RENT6	PM	15011.00	47926.00	4252.00	6436.00	12767.00	8106.00	5679.00
SYNTHETIC ENEMAL ROBIALAC BALTI 3.64 LTR.	EACH	1750.00	1750.00	1850.00	1805.00	2190.00	1700.00	1700.00
SYNTHETIC ENEMAL ICI BALTI 3.64 LTR.	EACH	1790.00	1790.00	1900.00	1880.00	2190.00	2138.00	2138.00
CEMENT (LOCAL) SPECIFY BRAND NAME	BAG	530.00	540.00	522.50	525.00	540.00	540.00	550.00
BRICKS (NEW) IST CLASS	P/1000	9750.00	9750.00	9100.00	7900.00	8250.00	6650.00	8350.00
CEMENT BLOCKS (6"x8"x12")	P/100	4100.00	0.00	2675.00	0.00	0.00	0.00	0.00
BAJREE	100CFT	6250.00	6250.00	5100.00	4250.00	5800.00	5500.00	6250.00
SAND (BLACK PIT SAND)	K100CFT	3050.00	3050.00	1475.00	2295.00	2550.00	3150.00	2450.00
TIMBER SHESHAM LOG IST QUALITY	cubmt.	75044.08	75044.00	75044.00	71512.00	87402.00	74151.00	50323.50
IRON BAR (M.S. BAR) 1/2"	P/TON	63500.00	64500.00	58875.00	62750.00	65000.00	65300.00	68000.00
CARPANTER WAGE RATE	P/DAY	1200.00	1200.00	775.00	850.00	830.36	775.00	825.00
MASON (RAJ) WAGE RATE	P/DAY	1200.00	1200.00	875.00	850.00	926.79	725.00	1050.00
UNSKILLED LABOUR WAGE RATE	P/DAY	700.00	700.00	500.00	550.00	600.00	475.00	650.00
PLUMBER WAGE RSTE	P/DAY	1200.00	1200.00	775.00	850.00	826.79	0.00	800.00
ELECTICIAN WAGE RATE PER DAY	P/DAY	0.00	0.00	0.00	0.00	828.57	0.00	700.00
ELECTICIAN WAGE RATE PER POINT	P/PNT	195.00	202.50	135.00	170.00	152.50	137.50	137.50
WATER CHARGES PER HOUSE	P/MONTH	161.50	98.00	120.00	100.00	325.00	30.00	100.00
ELECT.CHARGES UPTO 50 UNITS	P/UNIT	2.00	2.00	2.00	2.00	2.00	2.00	2.00
ELECT.CHARGES 01 - 100 UNIT	P/UNIT	6.18	6.18	6.18	6.18	6.18	6.18	6.18
ELECT.CHARGES 101 - 300 UNIT	P/UNIT	9.54	9.54	9.54	9.54	9.54	9.54	9.54
ELECT.CHARGES 301 - 1000 UNIT	P/UNIT	16.39	16.39	16.39	16.39	16.39	16.39	16.39
ELECT.CHARGES ABOVE 1000 UNIT	P/UNIT	18.39	18.39	18.39	18.39	18.39	18.39	18.39
ELEC	PM	10.50	10.50	10.50	10.50	10.50	10.50	10.50
GAS CHRg upto 3.3719 MMBUT	MMBTU	128.70	128.70	128.70	128.70	128.70	128.70	128.70
GAS CHRg 3.3719 - 6.7438 MMBUT	MMBTU	257.40	257.40	257.40	257.40	257.40	257.40	257.40
GAS CHRg 6.7438 - 10.1157 MMBUT	MMBTU	257.40	257.40	257.40	257.40	257.40	257.40	257.40
GAS CHRg10.1157 - 13.4876 MMBUT	MMBTU	702.00	702.00	702.00	702.00	702.00	702.00	702.00
GAS	PM	702.00	702.00	702.00	702.00	702.00	702.00	702.00
GAS	PM	409.50	409.50	409.50	409.50	409.50	409.50	409.50
KEROSENE OIL	LTR	95.00	98.75	97.50	85.00	85.00	95.00	73.00
FIREWOOD WHOLE	40 KG.	741.67	785.00	510.00	625.00	762.86	475.00	675.00
CHAIR SHESHAM WOOD WITH ARMS	EACH	3650.00	3737.50	3300.00	3250.00	2314.29	3250.00	2250.00
CHAIR PLASTIC (CHAIRMAN) AVERAGE QUALITY	EACH	725.00	725.00	725.00	825.00	825.00	775.00	525.00
TABLE SHESHAM WOOD (4X2X5")	EACH	6175.00	6337.50	6250.00	4250.00	11571.43	6500.00	10250.00
SOFASET WOODEN WITH FOAM SEAT	SET	21500.00	22875.00	23000.00	16250.00	21642.86	23000.00	17750.00
COT IRON (WITH NIWAR)AV.QLTY.	EACH	2150.00	2287.50	2050.00	1650.00	2500.00	2400.00	1900.00
ALMIRAH (STEEL) 6'X3' 20 GAUGE	EACH	8558.33	8750.00	8200.00	7750.00	9964.29	12000.00	9300.00
DINNING TABLE 6 CHAIRS A.QLTY	SET	22791.67	25187.50	23000.00	21250.00	23071.43	30000.00	25000.00
SINGLE BED WITHOUT FOAM MED.	EACH	5100.00	5100.00	4750.00	5250.00	8964.29	10500.00	10000.00
MATRESS SINGLE(4"THICK)	EACH	4900.00	4900.00	4900.00	4800.00	5700.00	5700.00	5000.00
FARSHI DARI 12'X9' AV.QLTY	EACH	2037.50	2093.75	1950.00	1175.00	1607.14	1200.00	925.00
DARI COTTON (6'x2 1/2') AV.QL	EACH	991.67	1006.25	975.00	437.50	459.64	1000.00	450.00
CARPET PLAIN AV. QLTY	SQFT.	28.92	29.00	25.50	32.50	37.50	35.00	35.00
QUILT (LIHAF) 3 KG. COTTON	EACH	1129.17	1193.75	975.00	625.00	1400.00	1200.00	1075.00
BLANKET (90" x 54")	EACH	4191.67	4275.00	3550.00	3050.00	5000.00	3800.00	2900.00
BEDSHEET SINGLE BED SUP.QLTY	EACH	614.58	646.88	575.00	487.50	639.29	550.00	475.00
BED SHEET DOUBLE WITH TWO PILLOW COVERS SUP QLTY	SET	1295.83	1375.00	1325.00	1050.00	1160.71	1000.00	1150.00
TOWEL(3'x2') AV. QALTY	EACH	413.75	427.50	390.00	287.50	290.00	350.00	175.00
CEILING FAN 48" SUPER QLTY	EACH	3175.00	3175.00	3275.00	2900.00	2750.00	3395.00	2700.00
PEDESTAL FAN 22" SUPER QLTY	EACH	3475.00	3475.00	3900.00	3750.00	4200.00	5260.00	4100.00
REFG. DAWLENCE 10 CFT. D.DOOR	EACH	32500.00	32500.00	32500.00	32500.00	36000.00	30400.00	31000.00
D-FREEZER WAVES 8 CFT.	EACH	30900.00	30900.00	30900.00	30900.00	28000.00	29000.00	31000.00
AIRCONDITIONER 1.5 TON PEL	EACH	41000.00	41000.00	41000.00	42400.00	45000.00	42000.00	48000.00
SPLIT AIR CONDITIONER 1.5 TON (SPECIFY BRAND NAME)	EACH	41000.00	41125.00	41500.00	47300.00	48000.00	46000.00	46000.00
AIRCOLER SUPER ASIA	EACH	9000.00	9000.00	11600.00	13250.00	14500.00	10000.00	12500.00
WASHING MACHINE SINGER	EACH	17000.00	17000.00	17400.00	17000.00	17000.00	18650.00	15600.00
SEWING MACHINE(SINGER)	EACH	5995.00	5995.00	5995.00	5995.00	7885.00	6995.00	5860.00
GIZER LARGE SIZE 30 GALLON CAPACITY SUP QLTY	EACH	23400.00	23400.00	23400.00	14750.00	22990.00	22900.00	13200.00
GAS BURNER DOUBLE SPFY.BRAND	EACH	2016.67	2150.00	1950.00	1850.00	1750.00	1450.00	1250.00

Contd.

7.11 Intercity Consumer Prices October, 2016

Description	Unit	Rawalpindi	Islamabad	Attock	Jehlum	Lahore	Sahiwal	Gujran-wala
ELECT. IRON PHILIPS MDL.1120	EACH	2100.00	2100.00	1900.00	1975.00	1300.00	2750.00	2200.00
ELECTRIC JUICER FOR APPLE	EACH	7550.00	7550.00	7100.00	7375.00	13000.00	9250.00	4500.00
S.STEEL DEGHCHI MEDIUM SIZE ***	EACH	741.67	756.25	675.00	612.50	733.93	475.00	1185.00
ALUMINIUM COOKING PAN (DEGCHI) MED SIZE	EACH	679.17	706.25	575.00	575.00	664.29	525.00	900.00
NON STICK COOKING PAN (DEGCHI) SUP. QLTY	EACH	1129.17	1156.25	975.00	975.00	1175.00	1125.00	1550.00
FRYING PAN STEEL AVG. QLTY MED. SIZE	EACH	512.50	512.50	525.00	375.00	630.36	500.00	575.00
TAWA IORN (MEDIUM SIZE) AVG. QLTY	EACH	315.83	346.25	310.00	255.00	555.36	475.00	412.50
S.STEEL PLATE A.QLTY.(M.SIZE)	EACH	90.83	87.50	92.50	57.50	85.36	77.50	110.00
TABLE SPOON S.STEEL SUP.QLTY.	DOZEN	411.67	411.88	410.00	375.00	412.50	475.00	575.00
WATER SET JUG+6 GLASSES (OMROC)	SET	432.08	432.50	435.00	410.00	730.36	460.00	380.00
TEA SET PAK. CHINAWARE 21 PCS.	SET	2229.17	2250.00	2150.00	1950.00	1557.14	2150.00	1800.00
DINNER SET PLASTIC 72 PIECES SUPERIOR QLTY	SET	7408.33	7650.00	7250.00	4750.00	5785.71	6450.00	5900.00
HOTPOT SET PLASTIC 3 PCS.	SET	1708.33	1725.00	1675.00	1425.00	1510.71	1250.00	1500.00
BUCKET(BALTI) PLASTIC MED.SIZ	EACH	257.50	273.75	245.00	340.00	478.57	250.00	290.00
LOTA PLASTIC (MED SIZE) AVERAGE QUALITY	EACH	62.92	73.13	42.50	45.00	65.00	75.00	40.00
PRESURE COOKER 4 LTR.	EACH	1825.00	1831.25	1575.00	1675.00	1540.00	1025.00	1750.00
WATER COOLER 9/10 LTR.PLASTIC ***	EACH	605.42	625.00	475.00	512.50	575.00	675.00	650.00
THERMOS STARVAC 1 LTR	EACH	487.50	525.00	525.00	437.50	625.00	425.00	650.00
BULB PHILIPS 100-WATTS	EACH	35.00	35.00	27.50	35.00	35.00	33.50	30.00
TUBE LIGHT PHILIPS 40 WATTS	EACH	100.00	100.00	100.00	110.00	100.00	95.00	95.00
ELECTRIC BLUBS "0" WATTE LOCAL	EACH	27.50	27.50	27.50	25.00	20.00	25.00	18.00
ELECTRIC BLUB ENERGY SAVER 14 WATTS	EACH	167.50	167.50	165.00	167.50	170.00	160.00	155.00
WASHING SOAP 250 GMS SPECIFY BRAND NAME	EACH	40.00	40.00	40.00	40.00	40.00	40.00	38.00
SURF EXCEL 400 GMS POLY BAG	EACH	104.00	104.00	104.00	104.00	130.00	104.00	130.00
WASHING POWDER 1000 GRM	EACH	185.00	185.00	185.00	185.00	150.00	150.00	150.00
WASHING POWDER (WHEEL/ BONUS) 100 GRAMS	EACH	125.00	125.00	125.00	125.00	90.00	95.00	90.00
CLEANSER POWDER VIM 1000 GM	PKT.	83.33	83.33	83.33	83.33	83.00	78.00	77.77
FINIS 500 ML	BOTTLE	250.00	250.00	250.00	250.00	229.41	196.87	193.75
PHNYLE TYPHONE/FINIS/CARRANITE 3 LITRES	BOTTLE	180.00	180.00	180.00	180.00	145.00	160.00	140.00
HARPIC	BOTTLE	150.00	150.00	150.00	150.00	150.00	150.00	150.00
BOOT POLISH CHERRY/KIWI 50ML	EACH	125.00	125.00	125.00	125.00	105.00	116.66	125.00
ROBIN BLUE (35 GRAMS)	PKT.	55.00	55.00	55.00	55.00	55.00	55.00	50.00
TISSU PAPER PERFUMED 100 PCS.	PKT	110.00	110.00	110.00	110.00	130.00	95.00	105.00
TOILET PAPER ROLL (R.PETEL)	P/ROLL	40.00	40.00	40.00	40.00	40.00	40.00	40.00
BOOT POLISH LIQUID CHEERY BLOSSOM KIWI 75 ML	BOTTLE	150.00	150.00	140.00	150.00	150.00	150.00	140.00
MATCH BOX SMALL	EACH	2.00	2.00	2.00	2.00	2.00	2.00	2.00
DRY CELL 1.5 VOLT(LOCAL)	EACH	30.00	30.00	30.00	27.50	40.00	30.00	20.00
HAND STITCHING NEEDLE M.SIZE	PACKET	10.00	10.00	7.75	9.00	7.50	10.00	5.00
SEWING MACHINE NEEDLE (SINGER)	EACH	5.00	5.00	5.00	5.00	10.00	5.00	6.00
HOUSEHOLD SERVANT FEMALE P/T	P/MNTH	1858.33	2000.00	1450.00	1700.00	1878.57	1500.00	1550.00
MARRIAGE HALL WITH FURNITURE	P/HEAD	155.83	165.00	125.00	145.00	157.86	150.00	115.00
SEPTRAN TABLETS	10TAB.	19.30	19.30	19.30	19.30	19.30	20.00	16.00
BRUFEN TABS 200-MG.	10TAB.	8.90	8.90	8.91	10.00	8.90	10.00	10.00
PANADOL TAB. EXTRA/PLAIN	10TAB.	12.00	12.00	12.00	12.00	12.00	12.00	12.00
DISPRIN TAB.	10TAB.	12.40	12.40	12.40	12.40	12.00	12.40	14.00
TRISIL TAB.	10 TAB	10.00	10.00	10.00	10.00	10.00	10.00	10.00
FLAGYL TAB. 200 MG.	10TAB.	10.00	10.00	10.00	10.00	10.00	10.00	10.00
VENTOLIN TAB. 2MG.	10TAB.	9.92	9.92	9.92	9.92	12.00	10.00	10.00
DAONIL TAB. 5 MG.	10TAB.	16.94	16.94	16.83	16.94	17.00	16.90	17.00
ENTOX TAB.	10TAB.	15.00	15.00	15.00	15.00	15.00	15.00	10.00
RENITEC TAB. 5 MG.	10TAB.	58.50	58.50	58.50	58.50	58.50	60.00	58.50
CAC. 1000 TAB	BOTTLE	122.00	122.00	122.00	122.00	122.00	122.00	122.00
AMOXIL CAPSOLE 250 MG.S	10CAP.	35.70	35.70	35.60	35.70	35.70	36.50	35.00
CALCIUM SYRUP SANDOZ	BOTTLE	64.00	64.00	64.00	64.00	64.00	64.00	64.00
LEDERPLEX SYRUP	BOTTLE	52.74	52.74	52.74	52.74	52.00	52.74	52.74
SANCOS SYRUP (50 ML.)	BOTTLE	27.50	27.50	27.50	27.50	30.00	30.00	30.00
PHENERGAN SYRUP 120 ML.	BOTTLE	33.00	33.00	33.00	33.00	33.00	34.00	34.50
CALPOL SYRUP 60 ML.	BOTTLE	28.00	28.00	28.00	28.00	28.00	28.00	28.00
HYDRYLLIN SYRUP 120 ML.	BOTTLE	69.00	69.00	69.00	69.00	69.00	69.00	69.00
POLYFAX EYE OINTMENT	TUBE	21.00	21.00	21.00	21.00	21.00	21.00	21.00
BETNESOL EYE DROPS	BOTTLE	33.89	33.89	33.89	33.89	33.89	33.89	33.89
EAR DROPS (CARDISPORINE) ***	BOTTLE	21.00	21.00	21.00	21.00	25.00	21.00	21.00
BETNOVATE-N OINTMENT 5 GMS	TUBE	16.68	16.68	16.68	16.68	16.65	16.67	16.67
BURNOL CREAM 30 GRM	TUBE	16.00	16.00	16.00	16.00	16.00	16.00	16.00

Contd.

7.11 Intercity Consumer Prices October, 2016

Description	Unit	Rawalpindi	Islamabad	Attock	Jehlum	Lahore	Sahiwal	Gujran-wala
VICKS VAPORUB/BALM	BOTTLE	36.00	36.00	36.00	36.00	36.00	36.00	36.00
GLYCRINE SMALL BOTTLE	BOTTLE	30.00	30.00	30.00	27.50	35.00	25.00	17.00
JOUHAR JOSHANDA	PKT.	8.00	8.00	8.00	10.00	10.00	8.00	8.00
GALXOS-D (450 GRMS)	PKT.	157.50	157.50	157.50	168.75	157.50	157.50	157.50
GRIPE-WATER WOODWARDS	BOTTLE	55.00	55.00	55.00	55.00	55.00	55.00	55.00
SANIPLAST ONE PUTTY	EACH	2.00	2.00	2.00	2.00	2.00	1.50	2.00
O.R.S. (NIMCOL)	PKT.	18.00	18.00	18.00	18.00	17.00	17.00	18.00
DETTOL (MEDIUM)	BOTTLE	65.00	65.00	65.00	65.00	65.00	65.00	65.00
COTTON BANDAGE 2" - 4"	EACH	9.00	9.00	8.00	9.00	8.00	9.00	7.00
THERMOMETER CHINA	EACH	50.00	48.75	50.00	47.50	50.00	45.00	35.00
DOCTOR (MBBS) CLINIC FEE	P/PAT.	166.67	175.00	135.00	125.00	100.00	250.00	75.00
URINE TEST (DR) CHARGES	P/TEST	204.17	227.50	80.00	100.00	155.00	100.00	100.00
BLOOD TEST (CP) CHARGES	P/TEST	387.50	425.00	250.00	300.00	575.00	225.00	300.00
SUGAR TEST (RANDOM/FASTING BOTH) CHARGES	P/TEST	281.25	380.00	170.00	197.50	175.00	100.00	200.00
ECG CHARGES	P/TEST	272.92	312.50	150.00	250.00	325.00	225.00	200.00
X-RAY (CHEST) CHARGES	P/X-RAY	391.67	425.00	275.00	400.00	400.00	300.00	400.00
CAR SUZUKI 800 CC (W/O. A/C)	EACH	718000.00	718000.00	718000.00	718000.00	660000.00	660000.00	670000.00
CAR SUZUKI 1000 CC	EACH	1151500.00	1151500.00	1151500.00	1149000.00	1134000.00	1094000.00	1060000.00
CAR TOYOTA 1300 CC	EACH	1724000.00	1724000.00	1724000.00	1724000.00	1816500.00	1660500.00	1661000.00
CAR HONDA CIVIC	EACH	2163500.00	2163500.00	2163500.00	2145500.00	2502000.00	1677000.00	2027500.00
MOTORCYCLE HONDA CD-70.	EACH	63500.00	63500.00	63500.00	63500.00	63500.00	63500.00	63500.00
MOTORCYCLE YAMAHA 100CC.	EACH	79300.00	79300.00	79300.00	79300.00	79300.00	79300.00	79300.00
MOTOR CYCLE HERO 70 CC	EACH	41250.00	41250.00	41250.00	43500.00	49000.00	41500.00	43500.00
BICYCLE WITH TYRES & TUBES	EACH	7900.00	7900.00	7900.00	7350.00	7500.00	7100.00	7200.00
TYRE CAR WITH TUBE GENERAL	EACH	2975.00	2975.00	2975.00	2700.00	3000.00	2400.00	3300.00
TYRE MOTOR CYCLE WITHOUT TUBE	EACH	1137.50	1137.50	1250.00	1050.00	1200.00	775.00	1250.00
TYRE CYCLE SPECIFY BRAND NAME	EACH	345.83	355.00	370.00	350.00	330.00	275.00	330.00
TYRE CAR W/O TUBE	EACH	2850.00	2850.00	3275.00	3075.00	2700.00	2200.00	3000.00
PETROL SUPER	LITRE	64.48	64.49	64.48	64.48	64.63	64.50	64.61
HIGH SPEED DIESEL HSD	LITRE	72.73	72.74	72.98	72.73	72.88	72.75	72.85
CNG	K.G.	75.82	75.82	75.82	75.82	67.50	67.50	67.50
GAS CYLINDER STAND. SIZE	EACH	1150.00	1170.00	1100.00	1090.00	935.00	1050.00	990.00
MOTOR CYCLE SERVICE CHARGES	EACH	325.00	325.00	290.00	250.00	200.00	187.50	280.00
CAR SERVICE CHARGES	EACH	337.50	375.00	325.00	275.00	300.00	300.00	250.00
TYRE PUNCTURE CHARGES	EACH	75.00	75.00	45.00	70.00	80.00	70.00	50.00
CYCLE OVERHAULING CHARGES	EACH	783.33	825.00	375.00	375.00	319.64	325.00	160.00
CAR TAX FOR 800CC TO 1300CC	YEARLY	2650.00	432.00	2650.00	2650.00	2650.00	2650.00	2650.00
TRAIN FARE ECO. 1-100 KM.	P/KM.	0.68	0.68	0.68	0.68	0.68	0.68	0.68
TRAIN FARE ECO. 101-500 KM.	P/KM.	0.98	0.98	0.98	0.98	0.98	0.98	0.98
TRAIN FARE ECO. > 500 KM.	P/KM.	0.89	0.89	0.89	0.89	0.89	0.89	0.89
TRAIN FARE IST SLP. 1-100KM	P/KM.	2.10	2.10	2.10	2.10	2.10	2.30	2.10
TRAIN FARE IST SLP.101-500 KM	P/KM.	2.59	2.59	2.59	2.59	2.59	2.59	2.59
TRAIN FARE IST SLP. > 500 KM	P/KM.	1.99	1.99	1.99	1.99	1.99	1.99	1.99
TRAIN FARE A/C SLP. 1-100KM.	P/KM.	5.76	5.76	5.76	5.76	5.76	5.76	5.76
TRAIN FARE A/C SLP.101-500KM	P/KM.	4.59	4.59	4.59	4.59	4.59	4.59	4.59
TRAIN FARE A/C SLP > 500KM.	P/KM.	4.16	4.16	4.16	4.16	4.16	4.16	4.16
PLATEFORM TICKET	EACH	10.00	10.00	10.00	10.00	10.00	10.00	10.00
AUTO RICKSHAW FARES	KM/MIN	65.00	0.00	35.00	65.00	50.00	90.00	60.00
FULL TONGA CHARGES	KM/MIN	0.00	0.00	0.00	0.00	80.00	100.00	50.00
TAXI 4 SEATER FARE	KM/MIN	100.00	100.00	75.00	0.00	100.00	100.00	100.00
BUS FARE MIN (WITHIN CITY)	TICKET	9.00	9.00	0.00	9.00	9.00	0.00	9.00
BUS FARE MAX (WITHIN CIT	TICKET	21.00	21.00	0.00	21.00	21.00	0.00	21.00
BUS FARE OUTSIDE CITY	P/KM.	0.86	0.86	0.86	0.69	0.86	0.86	0.86
A/C BUS FARE OUTSIDE CITY	P/KM.	1.55	1.55	1.53	1.55	2.00	1.55	1.45
MINIBUS FARE MIN.WITH IN CITY	TICKET	11.00	11.00	0.00	0.00	11.00	0.00	10.00
MINIBUS FARE MAX.WITH IN CITY	TICKET	22.50	22.25	0.00	0.00	24.00	0.00	20.00
SUZUKI FARE MIN.WITH IN CITY	TICKET	11.00	11.00	10.00	0.00	12.00	0.00	10.00
SUZUKI FARE MAXIMUM W.IN CITY	TICKET	17.00	17.00	10.00	10.00	22.00	0.00	20.00
AIR FARE ECONOMY CLASS.	P/KM.	19.26	19.26	19.26	19.26	19.26	0.00	19.26
POSTAL ENVELOPE DOMESTIC	EACH	8.00	8.00	8.00	8.00	8.00	8.00	8.00
ENVELOPE FOR SAUDI ARABIA	EACH	50.00	50.00	50.00	50.00	50.00	50.00	50.00
POSTAL REGISTRATION CHARGES	EACH	38.00	38.00	38.00	38.00	38.00	38.00	38.00
U.M.S. REG CHARGES MIN.	EACH	58.00	58.00	58.00	58.00	60.00	59.00	59.00
T.C.S. CH. MIN.WITH IN ZONE	EACH	160.00	160.00	150.00	160.00	160.00	170.00	150.00

Contd.

7.11 Intercity Consumer Prices October, 2016

Description	Unit	Rawalpindi	Islamabad	Attock	Jehlum	Lahore	Sahiwal	Gujran-wala
TELEPHONE CHARGES LOCAL CALL	P/CALL	3.94	3.94	3.94	3.94	3.94	3.94	3.94
TEL CHARGES OUT SIDE CITY	P/CALL	3.94	3.94	3.94	3.94	3.94	3.94	3.94
INTERNET CHARGES	P/HOUR	27.50	27.50	27.50	50.00	20.00	12.00	20.00
MOBILE CELL CHARGES	P/UNIT	3.00	3.00	3.00	3.00	2.50	3.00	3.00
FAX CHARGES (LOCAL)	P/PAGE	12.50	12.50	12.50	12.50	10.00	20.00	30.00
TELEPHONE SET AV. QLTY	EACH	625.00	725.00	550.00	825.00	775.00	650.00	400.00
MOBILE SET NOKIA/SONY/ERICSON/SAMSUNG WITHOUT CAMERA	EACH	2591.67	2600.00	2125.00	2525.00	2700.00	2650.00	2800.00
T.V. 20" COLORED WEGA H-A21.	EACH	18108.33	18200.00	18100.00	18100.00	20500.00	16900.00	15000.00
T.V 20" COLOR CHINA/KORIA)	EACH	14250.00	14250.00	14250.00	14250.00	6500.00	13500.00	7000.00
V.C.P. PANASONIC/LG/NAT	EACH	0.00	0.00	5550.00	0.00	4200.00	0.00	0.00
DVD/VCD PLAYER PANASONIC/LG	EACH	3750.00	3750.00	3550.00	3750.00	6557.14	4500.00	3000.00
RADIO WITH C.PLAYER NATIONAL	EACH	2150.00	2150.00	2150.00	2050.00	1821.43	1800.00	2250.00
PERSONNEL COMPUTER (BRANDED)	EACH	69250.00	69250.00	69250.00	69500.00	53000.00	50000.00	37400.00
VID. CASSETTE BLK. TDK/SONY	EACH	144.17	145.00	135.00	175.00	122.14	155.00	0.00
COM. C.D. (TDK/IMATION)	EACH	56.67	59.38	75.00	75.00	36.79	50.00	35.00
TAPE RECORDER CASSETTE BLANK	EACH	42.50	47.50	42.50	47.50	40.00	65.00	35.00
VIDEO GAME SEGA 16 BYTE	EACH	1150.00	1150.00	1175.00	1050.00	1200.00	1650.00	1050.00
CINEMA A/C. HIGH CLASS	TICKET	150.00	0.00	0.00	0.00	275.00	0.00	80.00
CINEMA NON-A/C HIGH CLASS	TICKET	80.00	0.00	0.00	0.00	150.00	50.00	60.00
CABLE CHARGES	P/ MONTH	325.00	325.00	275.00	300.00	303.57	200.00	300.00
TV.LICENCE FEE DOMESTIC	YEARLY	420.00	420.00	420.00	420.00	420.00	420.00	420.00
ENGLISH BOOK CLASS V1	EACH	77.00	77.00	77.00	77.00	77.00	77.00	77.00
ENGLISH BOOK CLASS IX OR X	EACH	130.00	130.00	130.00	130.00	130.00	130.00	130.00
ENG. BOOK IST.YR COMPLETE SET	EACH	84.00	84.00	84.00	84.00	84.00	84.00	84.00
ENGLISH BOOK BA/B.SC	EACH	178.00	178.00	178.00	178.00	178.00	178.00	178.00
URDU BOOK CLASS V (T.B.BORD)	EACH	59.00	59.00	59.00	59.00	59.00	59.00	59.00
URDU BOOK CLASS IX/X(T.B.B)	EACH	139.00	139.00	139.00	139.00	139.00	139.00	139.00
URDU BOOK IST.YEAR/INTER	EACH	53.00	53.00	53.00	53.00	53.00	53.00	53.00
URDU BOOK BA/B.SC	EACH	140.00	140.00	140.00	140.00	140.00	140.00	140.00
MATHS BOOK CALSS V (T.B.B)	EACH	78.00	78.00	78.00	78.00	78.00	78.00	78.00
MATHS BOOK CLASS IX OR X	EACH	279.00	279.00	279.00	279.00	279.00	279.00	279.00
MATHS BOOK IST.YEAR (T.B.B)	EACH	156.00	156.00	150.00	156.00	156.00	156.00	156.00
PAKISTAN STUDIES BOOK BA/B.SC	EACH	125.00	125.00	125.00	125.00	125.00	125.00	125.00
DAILY "DAWN"	P/COPY	19.00	19.00	19.00	19.00	19.00	19.00	19.00
DAILY "JANG"	P/COPY	12.00	12.00	12.00	12.00	12.00	12.00	12.00
DAILY "NAWA-E-WAQT"	P/COPY	12.00	12.00	12.00	12.00	12.00	12.00	12.00
WEEKLY "AKHBAR-E-JAHAN"	P/COPY	55.00	55.00	55.00	55.00	55.00	55.00	55.00
WEEKLY "MAG"	P/COPY	45.00	45.00	45.00	45.00	45.00	45.00	45.00
MONTHLY "NAUNEHAL DIGEST"	P/COPY	35.00	35.00	35.00	35.00	35.00	35.00	35.00
PAPER FOOLSCAPE (27"x17")	QUIRE	57.50	57.50	57.50	55.00	25.00	25.00	30.00
EXERCISE.BOOK LINED 80/100 PGS	EACH	67.08	75.63	62.50	57.50	30.00	35.00	36.00
PENCIL.GOLDFISH/DEER	EACH	8.00	8.00	8.00	8.00	7.00	6.00	7.00
PEN INK DOLLOR 57 ML BOTTLE	EACH	25.00	25.00	25.00	20.00	23.75	20.00	20.00
PHOTOSTATE PAPER 70 GM	PRT	376.67	372.50	375.00	315.00	350.00	330.00	380.00
BALL PEN (local)	EACH	10.00	10.00	10.00	10.00	6.00	6.00	5.00
FOUNTAIN PEN HERO/WINGS/CHINA	EACH	55.00	53.13	55.00	55.00	60.00	50.00	40.00
PRIVATE SCHOOL FEE ENGLISH MEDIUM AVERAGE STANDARD (CLASS I)	P/ MONTH	3475.00	3325.00	1287.50	2035.00	1571.43	2255.00	1550.00
PRIVATE SCHOOL FEE ENGLISH MEDIUM AVERAGE STANDARD (CLASS V)	P/ MONTH	3475.00	3400.00	1325.00	2035.00	1742.86	2255.00	1650.00
PRIVATE SCHOOL FEE ENGLISH MEDIUM AVERAGE STANDARD (CLASS VI)	P/ MONTH	3533.33	3643.75	1450.00	2080.00	1969.64	2280.00	1800.00
PRIVATE SCHOOL FEE ENGLISH MEDIUM AVERAGE STANDARD (CLASS X)	P/ MONTH	3881.25	3856.25	1875.00	2290.00	2478.57	2442.50	2200.00
PRIVATE MEDICLE COLLEGE FEE MBBS (IST YEAR)	P/ MONTH	54920.00	54920.00	54920.00	0.00	28832.80	0.00	0.00
PRIVATE ENGINEERING COLLEGE FEE (ISTR YEAR)	P/ MONTH	16300.25	16300.25	16300.25	0.00	18098.00	0.00	0.00
GOVT. COLLEGE FEE IST. YEAR	MONTH	50.00	195.00	50.00	50.00	50.00	50.00	50.00
GOVT. COLLEGE FEE 4TH. YEAR	MONTH	60.00	225.00	60.00	60.00	70.00	60.00	60.00
GOVT. UNIVERSITY FEE MSC.	MONTH	77.50	1000.00	80.00	80.00	150.00	500.00	80.00
GOVT. MED. COLLEGE FEE MBBS	MONTH	873.00	873.00	873.00	0.00	1430.00	1250.00	0.00
GOVT. ENGG. COLL. FEE I YEAR	MONTH	4333.00	4333.00	600.00	0.00	1500.00	0.00	0.00
COACHING FEE FOR CLASS IX/X	P/ MONTH	2750.00	2987.50	1550.00	950.00	1828.57	1400.00	600.00
COACHING CHARGES FOR CLASS IST YEAR/INTER (SCIENCE)	P/ MONTH	3250.00	3450.00	2200.00	3500.00	2821.43	2300.00	1200.00
COACHING CHARGES FOR CLASS IST YEAR/INTER (COMMERCE)	P/ MONTH	2691.67	3062.50	1900.00	3500.00	2792.86	1300.00	1200.00
I.T. TUITION FEES	P/ MONTH	2100.00	2100.00	1450.00	3606.25	6066.80	1500.00	4500.00
MBA TUITION FEES	P/ MONTH	13955.00	13955.00	7667.00	4500.00	15687.50	0.00	7000.00
BREAD TANDOORI ST. SIZE	EACH	7.50	7.50	6.50	6.00	6.00	5.50	6.00
COOKED MUTTON (AV. HOTEL)	PLATE	217.50	231.25	235.00	165.00	200.71	0.00	120.00

Contd.

7.11 Intercity Consumer Prices October, 2016

Description	Unit	Rawalpindi	Islamabad	Attock	Jehlum	Lahore	Sahiwal	Gujran-wala
COOKED BEEF (AV. HOTEL)	PLATE	105.83	107.50	95.00	85.00	92.86	100.00	60.00
COOKED DAL (AV. HOTEL)	PLATE	75.83	78.75	72.50	55.00	67.32	50.00	40.00
CHICKEN BIRYANI FULL/DOUBLE	PLATE	132.50	135.00	165.00	110.00	131.96	150.00	110.00
TEA PREPARED (ORDINARY)	CUP	22.50	22.50	20.00	20.00	19.21	20.00	20.00
HAIRCUT CHARGES FOR MEN	P/CUT	92.50	127.50	90.00	60.00	115.71	100.00	60.00
BEAUTY PORL HAIR STYL CHARGE	P/STY.	391.67	475.00	375.00	475.00	450.00	250.00	350.00
SHAVING CHARGES	PER SHV	59.17	76.25	55.00	45.00	55.71	40.00	40.00
LIPSTICK S.MISS/MEDORA	EACH	120.00	120.00	120.00	120.00	120.00	110.00	110.00
NAIL POLISH S.MISS/MEDORA	EACH	115.00	115.00	105.00	115.00	110.00	95.00	60.00
PERFUME MED.SIZE MEDORA/BROACH	EACH	200.00	200.00	200.00	200.00	180.00	170.00	120.00
HAIR-OIL AMLA/CHAMBELI	BOTTLE	100.00	100.00	115.00	110.00	130.00	120.00	110.00
TOILET SOAP LUX 95 GRAMS	EACH	33.00	33.00	33.00	33.00	35.00	34.69	44.78
TOILET SOAP LIFEBOUY 140 GRM	EACH	37.00	37.00	37.00	37.00	37.00	37.00	37.00
TOILET SOAP SAFEGUARD BATH SIZE	EACH	48.00	48.00	48.00	48.00	46.00	48.00	48.00
TOOTHPASTE MACKLINES 70 GRM	EACH	50.00	50.00	50.00	50.00	50.00	50.00	50.00
TOOTHPAST MED SIZE CLGATE 70 GMS	EACH	75.00	75.00	75.00	75.00	61.00	65.00	60.00
TOOTHBRUSH SHEILD A/PLAUQUE	EACH	30.00	30.00	30.00	30.00	35.00	60.00	50.00
TOOTHPOWDER DENTONIC 90 GRM	EACH	32.00	32.00	32.00	32.00	32.00	28.00	25.00
HAIR-COLOUR BEGIN (6 GMS)	EACH	110.00	110.00	110.00	110.00	105.00	105.00	105.00
HAIR COLOUR (KALAKOLA)	BOTTLE	130.00	130.00	130.00	130.00	130.00	130.00	140.00
FACECREAM PONDS (MEDIUM)	EACH	120.00	120.00	120.00	120.00	120.00	110.00	120.00
TALC POWDER VICE ROAY,B.CAT	EACH	145.00	145.00	145.00	145.00	65.00	150.00	145.00
BLADE TREET ORDINARY 10'S	PKT.	40.00	40.00	40.00	35.00	35.00	30.00	40.00
BLADE 7-O-CLOCK STAIN. 5'S	PKT.	35.00	35.00	35.00	35.00	35.00	30.00	35.00
SHAMPOO SUNSILK/PAINTIN 100 ML	BOTTLE	110.00	110.00	110.00	110.00	100.00	99.00	110.00
BEAUTY CREAM (FAIR & LOVELY)	EACH	75.00	75.00	75.00	75.00	115.00	185.00	185.00
HAIR REMOVING CREAM (EU-CREAM)	TUBE	70.00	70.00	70.00	70.00	65.00	65.00	65.00
GEL MEDIUM SIZE	BOTTLE	102.50	107.50	100.00	135.00	65.00	120.00	65.00
DISPOSABLE RAZOR GILLET-II	EACH	45.00	45.00	45.00	45.00	45.00	45.00	40.00
SHAVING CREAM TOUCH-ME/ADM.	EACH	70.00	70.00	70.00	70.00	70.00	60.00	65.00
GOLD TEZABI 24 CT	10 GM.	43300.00	43300.00	43290.00	42870.00	43370.00	42524.00	43210.00
SILVER TEZABI 24 CT	10 GM.	645.00	645.00	675.00	655.00	630.00	669.00	651.00
ARTIFICIAL JEWELLARY SET	SET	1283.33	1325.00	850.00	825.00	1289.29	650.00	800.00
WRIST WATCH GENTS CITIZEN (ORIGINAL) ***	EACH	5100.00	5250.00	4900.00	4250.00	7785.71	4000.00	2500.00
WRIST WATCH LADIES CITIZEN (ORIGINAL) ***	EACH	5100.00	5250.00	4900.00	4250.00	8410.71	4000.00	2500.00
WALL CLOCK QUARTZ AV.QLTY	EACH	520.83	550.00	550.00	310.00	864.29	625.00	480.00
SUITCASE REXIN (24"x16"x6")	EACH	2079.17	2093.75	1775.00	1100.00	1178.57	1050.00	700.00
TRUNK MEDIUM SIZE ***	EACH	2250.00	2243.75	2250.00	1950.00	2303.57	2000.00	1500.00
PURSE LADIES (LEATHER) AVERAGE QUALITY	EACH	529.17	612.50	525.00	437.50	1400.00	900.00	700.00

7.11 Intercity Consumer Prices October, 2016

Description	Unit	Wazira- bad	Sialkot	Faisalabad	Jhang	Multan	Muzaffar- garh	D.G. Khan
WHEAT	10 KG.	350.00	350.00	335.00	325.00	322.50	335.00	300.00
WHEAT FLOUR FINE/SUPERIOR.	KG.	42.00	45.00	43.50	39.00	39.00	39.00	38.00
WHEAT FLOUR AVG. QLTY	KG.	40.00	30.23	39.00	38.00	37.50	37.00	35.25
WHEAT FLOUR BAG	10 KG.	370.00	380.00	355.00	370.00	375.00	370.00	340.00
MAIDA	KG.	50.00	50.00	51.25	45.00	45.50	45.00	50.00
SUJI	KG.	50.00	60.00	50.00	48.00	49.00	49.00	50.00
BESAN AV. QLTY.	KG.	160.00	170.00	160.00	150.00	161.67	162.50	150.00
RICE BASMATI SUP. QLTY.	KG.	90.00	90.00	110.00	100.00	108.33	105.00	100.00
RICE BASMATI 385/386	KG.	50.00	70.00	60.00	60.00	72.50	67.50	70.00
RICE BASMATI BROKEN AV.QLTY	KG.	50.00	55.00	61.25	60.00	67.50	62.50	60.00
RICE IRRI-6 (SINDH/PUNJAB)	KG.	52.50	47.50	50.00	40.00	43.00	45.00	40.00
VERMICELLI	KG.	90.00	75.00	77.50	80.00	80.00	77.50	80.00
BREAD PLAIN MEDIUM SIZE	EACH	40.00	40.00	40.00	40.00	45.00	45.00	50.00
RUSK (PAPAY)	KG.	160.00	140.00	200.00	180.00	220.00	200.00	200.00
BISCUITS-PACKED	PKT	35.00	35.00	35.00	35.00	40.00	40.00	35.00
BISCUIT-BAKERY (LOOSE)	250 GM	100.00	80.00	73.75	70.00	90.00	70.00	80.00
CORNFLAKS FAUJI 225 GM.	PKT	180.00	176.00	195.00	210.00	175.50	175.50	189.00
SAMOSA (VEGATABLE)	EACH	10.00	15.00	22.50	20.00	14.67	13.50	10.00
PASTRY AV.QLTY.	EACH	30.00	25.00	23.75	30.00	36.67	22.50	30.00
PATTIES (VEGATABLES)	EACH	15.00	20.00	22.50	25.00	29.17	25.00	20.00
NIMCO	250 GM	50.00	50.00	67.50	100.00	72.50	70.00	70.00
CHIPS	250 GM	60.00	65.00	66.25	100.00	83.33	82.50	65.00
BEEF WITH BONE AV.QLTY.	KG	300.00	300.00	300.00	300.00	320.00	310.00	300.00
MUTTON AV.QLTY.	KG	600.00	650.00	700.00	650.00	675.00	575.00	700.00
CHICKEN FARM BROILER (LIVE)	KG	139.00	143.00	155.00	150.00	157.50	160.00	145.00
FISH-RAHU MEDIUM SIZE	KG	250.00	200.00	300.00	330.00	258.33	260.00	260.00
MILK FRESH (UNBOILED)	LTR.	80.00	70.00	80.00	70.00	78.33	70.00	70.00
CURD	KG.	90.00	80.00	95.00	80.00	90.83	80.00	90.00
MILK TETRA PACK 1/2 LTR.	PKT.	60.00	60.00	60.00	60.00	60.00	60.00	60.00
LACTOGEN 400 GRAMS	PKT.	440.00	435.00	435.00	420.00	435.00	435.00	435.00
POWDER MILK NIDO 400GM.	PKT	389.74	380.00	389.74	380.00	389.74	389.74	390.00
MILK POWDER LOOSE/PACKED	KG.	350.00	460.00	525.00	500.00	450.00	450.00	640.00
BUTTER LOCAL PACKED	50 GM.	35.00	25.00	35.00	25.00	27.00	27.00	25.00
EGGS FARM	DOZ	90.00	95.00	100.00	95.00	99.17	100.00	100.00
MUSTARD OIL AV.QLTY.	KG.	160.00	160.00	200.00	160.00	177.50	180.00	170.00
COOKING OIL (DALDA)	2.5LTR	467.00	467.00	445.00	440.00	465.00	465.00	465.00
COOKING OIL (PAKWAN) OTHER BRAND SPECIFY	2.5 LTR	420.00	420.00	375.00	441.66	383.00	375.00	465.00
VEGETABLE GHEE TIN	2.5KG.	452.00	452.00	440.00	440.00	440.00	440.00	440.00
VEGETABLE GHEE (LOOSE)	KG.	140.00	135.00	140.00	162.00	140.00	140.00	140.00
DATES AV.QLTY.	KG.	190.00	180.00	155.00	220.00	175.00	170.00	150.00
PISTACHIO AV.QLTY.	50 GM.	120.00	135.00	80.00	110.00	122.50	132.50	100.00
ALMONDS WHOLE AV.QLTY.	KG.	525.00	600.00	575.00	600.00	533.33	625.00	500.00
COCONUT DRY AV.QLTY.	KG.	290.00	250.00	290.00	220.00	261.67	275.00	240.00
RAISINS AV.QLTY.	50 GM.	20.00	20.00	22.50	16.00	17.00	19.00	15.00
GROUNDNUTS (WITH SHELL)	KG.	180.00	200.00	205.00	160.00	190.00	190.00	180.00
MALTA/MOSAMBI	DOZ	120.00	150.00	70.00	100.00	105.00	100.00	90.00
KINNU	DOZ	0.00	0.00	0.00	0.00	0.00	0.00	0.00
APPLE	KG	110.00	80.00	110.00	120.00	125.00	125.00	120.00
ALOO BUKHARA	KG	0.00	0.00	0.00	0.00	0.00	0.00	0.00
POMEGRANATE (ANNAR)	KG	280.00	130.00	132.50	150.00	145.00	145.00	150.00
GRAPES	KG	125.00	120.00	135.00	200.00	156.00	155.00	200.00
BANANAS	DOZ	60.00	70.00	45.00	70.00	64.17	62.50	60.00
MANGO KALMI	KG	0.00	0.00	0.00	0.00	0.00	0.00	0.00
GUAVA	KG	120.00	100.00	90.00	80.00	110.00	90.00	160.00
WATERMELON (TURBOOZ)	KG	0.00	0.00	0.00	0.00	0.00	0.00	0.00
MUSKMELON (KHARBOOZA)	KG	0.00	0.00	0.00	0.00	0.00	0.00	0.00
SWEETMELON (GARMA)	KG	60.00	60.00	55.00	200.00	65.83	55.00	60.00
PULSE MASOOR (WHOLE)	KG.	120.00	140.00	140.00	130.00	129.17	135.00	140.00
PULSE MASOOR (WASHED)	KG.	140.00	160.00	150.00	140.00	137.50	137.50	140.00
PULSE MOONG (WASHED)	KG.	120.00	160.00	145.00	130.00	127.50	132.50	140.00
PULSE MASH (WASHED)	KG.	240.00	280.00	280.00	200.00	216.67	220.00	240.00
PULSE GRAM	KG.	150.00	152.50	155.00	150.00	163.33	162.50	150.00
GRAM WHOLE BLACK AV.QLTY.	KG.	150.00	150.00	140.00	140.00	166.67	147.50	140.00

Contd.

7.11 Intercity Consumer Prices October, 2016

Description	Unit	Wazira- bad	Sialkot	Faisalabad	Jhang	Multan	Muzaffar- garh	D.G. Khan
GRAM WHOLE YELLOW AV.QLTY	KG.	160.00	200.00	180.00	160.00	191.67	195.00	180.00
BEANS (LAL LOBIA)	KG.	115.00	160.00	160.00	130.00	155.00	155.00	160.00
POTATOES	KG	57.50	50.00	48.75	45.00	37.50	37.50	30.00
ONION	KG	30.00	30.00	30.00	30.00	24.17	22.50	30.00
TURNIP	KG	60.00	90.00	65.00	80.00	57.50	55.00	40.00
RADISH	KG	30.00	40.00	22.50	30.00	38.13	37.50	40.00
TOMATOES	KG	70.00	50.00	65.00	60.00	65.00	65.00	40.00
CABBAGE	KG	0.00	0.00	0.00	0.00	0.00	0.00	0.00
CAULIFLOWER	KG	80.00	60.00	75.00	80.00	69.38	75.00	50.00
BRINJAL	KG	50.00	40.00	45.00	50.00	40.83	37.50	30.00
PUMPKIN	KG	0.00	0.00	0.00	0.00	0.00	0.00	0.00
BOTTLEGOURD	KG	60.00	70.00	55.00	60.00	43.50	45.00	40.00
LADY FINGER	KG	80.00	90.00	90.00	70.00	74.17	75.00	70.00
PEAS	KG	0.00	0.00	0.00	0.00	0.00	0.00	0.00
SPINACH	KG	30.00	30.00	17.50	30.00	27.50	27.50	20.00
TINDA	KG	100.00	100.00	85.00	50.00	105.00	95.00	40.00
TURAI	KG	60.00	70.00	67.50	60.00	58.00	55.00	40.00
KARAILA	KG	80.00	130.00	95.00	120.00	79.17	85.00	80.00
ARVI	KG	70.00	90.00	55.00	40.00	55.83	55.00	50.00
CHILLIES GREEN	KG	120.00	100.00	75.00	90.00	88.33	85.00	60.00
CARROT	KG	0.00	0.00	0.00	0.00	0.00	0.00	0.00
CUCUMBER (KHEERA)	KG	60.00	80.00	85.00	80.00	77.00	75.00	80.00
LEMON	250GM	25.00	30.00	20.00	30.00	29.17	27.50	40.00
SUGAR REFINED	KG.	71.00	70.00	68.00	68.00	68.00	68.00	70.00
GUR AV.QLTY	KG.	100.00	100.00	95.00	90.00	84.17	87.50	80.00
HONEY LANGANESE 500 GM.	BOTTLE	840.00	692.00	820.00	845.00	850.00	850.00	950.00
MILO 200 GM.	BOTTLE	166.67	222.00	260.00	187.00	200.00	200.00	300.00
CUSTARD POWDER RAFHAN 300 GM.	PKT	80.00	75.00	80.00	80.00	80.00	80.00	80.00
TOFFEE (HILAL)	EACH	1.00	1.00	2.00	2.00	1.00	1.00	1.00
CHOWKELATE CANDY (SMALL SIZE)	EACH	5.00	5.00	5.00	5.00	5.00	5.00	5.00
SWEETMEAT (MIXED)	KG	280.00	260.00	255.00	240.00	291.67	280.00	280.00
ICE CREAM WALLS	CUP.	40.00	40.00	40.00	45.00	40.00	40.00	40.00
ICE	KG	5.00	10.00	15.00	4.00	3.67	3.50	6.00
JAM AHMED/MITCHELLES	BOTTLE	125.00	125.00	140.00	130.00	130.00	130.00	140.00
SQUASH-MITCHELLES	BOTTLE	150.00	135.00	150.00	160.00	165.00	165.00	160.00
ROOH AFZA	BOTTLE	160.00	160.00	160.00	160.00	160.00	160.00	160.00
JAM-E-SHIREEN	BOTTLE	170.00	170.00	180.00	160.00	170.00	170.00	170.00
SAUNF	50 GM	20.00	20.00	17.50	16.00	16.67	19.00	12.00
CINAMON LOOSE AV. QLTY	50 GM.	25.00	20.00	22.50	30.00	24.00	27.50	20.00
CUMINSEED WHITE NATIONAL	50 GM.	52.00	52.00	54.00	55.00	52.00	52.00	52.00
PEPPER BLACK NATIONAL	50 GM.	100.00	96.00	100.00	96.00	100.00	100.00	100.00
CLOVES LOOSE AV.QLTY	50 GM.	100.00	90.00	100.00	70.00	90.83	82.50	70.00
CARDAMOM LARGE LOOSE AV.QLTY	50 GM.	150.00	130.00	150.00	160.00	162.50	160.00	150.00
CARDAMOM SMALL AV.QLTY	50 GM.	90.00	100.00	120.00	100.00	82.50	92.50	70.00
SALT-POWDERED (LAHORI) LOOSE	KG.	10.00	10.00	10.00	10.00	10.00	10.00	10.00
SALT POWDERED (NATIONAL/SHAN)	PKT	25.00	25.00	25.00	25.00	25.00	25.00	25.00
CHILLIES POWD.NATIONAL 200GM	PKT	105.00	105.00	105.00	105.00	105.00	105.00	105.00
CHILLIES POWDER LOOS	KG.	280.00	240.00	290.00	280.00	238.33	225.00	240.00
CORRIANDER SEED POWD.NATIONAL	PKT	110.00	110.00	104.00	96.00	104.00	104.00	0.00
CORRIANDER SEED (LOOSE)	KG.	160.00	300.00	290.00	220.00	236.67	250.00	240.00
TURMERIC POWD.NATIONAL 50GM	PKT.	35.00	35.00	35.00	36.00	35.00	35.00	35.00
CURRY POWD. NATIONAL 200 GM	PKT.	87.00	87.00	87.00	87.00	87.00	87.00	0.00
TOMATO KETCHUP AHMED/MITCHL	BOTTLE	100.00	85.00	100.00	90.00	95.00	95.00	85.00
PICKLES AHMED/MITCHELLES	BOTTLE	100.00	100.00	120.00	100.00	113.33	120.00	115.00
VINEGAR SYNTHETIC (SIRKA)	BOTTLE	70.00	80.00	100.00	85.00	82.00	85.00	80.00
GARLIC	KG	295.00	300.00	290.00	320.00	290.00	290.00	280.00
GINGER	KG	120.00	120.00	95.00	150.00	123.33	120.00	120.00
TAPAL DANEDAR TEA 200GM PACKET	PKT	157.89	157.89	157.89	157.89	157.89	157.89	157.89
TEA LIPTON YELLOW LABEL 200GM.	PKT.	157.89	157.89	157.89	157.89	157.89	157.89	157.89
TEA LOOSE KENYA AV.QLTY 250GM.	PKT.	150.00	150.00	155.00	150.00	125.83	140.00	110.00
COFFEE-NESCAFE 75 GM. **	BOTTLE	350.00	350.00	310.00	320.00	350.00	350.00	350.00
COLD DRINK (STANDARD SIZ)	BOTTLE	25.00	25.00	25.00	25.00	20.00	20.00	25.00
FRUIT JUICE TETRA PACK	PKT.	20.00	15.00	20.00	20.00	20.00	20.00	15.00

Contd.

7.11 Intercity Consumer Prices October, 2016

Description	Unit	Wazira- bad	Sialkot	Faisalabad	Jhang	Multan	Muzaffar- garh	D.G. Khan
MINERAL WATER NESTLE 1.5 LTR	BOTTLE	45.00	50.00	45.00	50.00	50.00	50.00	50.00
CIGARETTES K-2 10'S **	PKT	70.00	65.00	65.00	60.00	62.00	62.00	65.00
CIGARETTES CAPSTAN 10'S **	PKT	70.00	70.00	70.00	70.00	67.00	67.00	70.00
CIGARETTES GOLD LEAF 20'S	PKT	130.00	140.00	140.00	130.00	125.00	125.00	130.00
CIGARETTES MORVEN GOLD 20'S	PKT	70.00	70.00	70.00	70.00	67.00	67.00	70.00
BETEL LEAVES	50GM.	60.00	70.00	70.00	70.00	50.00	62.50	100.00
BETEL NUTS	KG.	350.00	400.00	380.00	380.00	320.00	310.00	440.00
LONG CLOTH 57" GUL AHMED/AL-KARAM	METER	170.00	135.00	237.50	365.00	250.00	250.00	250.00
SHIRTING AV.QLTY.	METER	150.00	175.00	125.00	325.00	210.00	210.00	225.00
PANT CLOTH W & WEAR AV.QLTY	METER	312.50	215.00	475.00	600.00	342.50	345.00	350.00
LAWN PRINTED GUL AHMED/AL-KARAM	METER	197.50	177.50	240.00	400.00	360.00	360.00	362.50
GEORGETTE AV.QLTY	METER	150.00	130.00	160.00	400.00	108.00	125.00	125.00
LINEN AV.QLTY ***	METER	100.00	140.00	145.00	275.00	250.00	225.00	137.50
HEAVY WT SUITING LAWERNCPUR AVG QLTY	METER	1050.00	900.00	1375.00	2000.00	1200.00	1200.00	1700.00
HEAVY WT SUITING LAWERNCPUR SUP QLTY	METER	2350.00	950.00	1525.00	2200.00	1950.00	1950.00	1950.00
TROPICAL SUITING LAW.PUR	METER	925.00	800.00	1100.00	1900.00	1200.00	1200.00	1100.00
PANT BOY 24"/26" LENGTH.	EACH	700.00	400.00	575.00	600.00	380.00	390.00	550.00
SHIRT BOY 24"/26" LENGTH	EACH	425.00	350.00	375.00	525.00	318.33	290.00	500.00
SCHOOL UNI. PANT,SHIRT BOYS	SUIT	1000.00	675.00	625.00	750.00	573.33	525.00	650.00
SCHOOL UNI. KAMEEZ,SHAL.BOYS	SUIT	1000.00	675.00	625.00	800.00	535.83	725.00	750.00
SCHOOL UNI. KAMEEZ,SHAL.GIRL	SUIT	900.00	675.00	775.00	800.00	530.00	675.00	850.00
FROCK W/WEAR GIRLS	EACH	875.00	700.00	712.50	1700.00	1550.00	1900.00	1100.00
AWAMI-SUIT W & W(BOY) 24"/26	SUIT	1050.00	950.00	600.00	1000.00	815.00	875.00	1100.00
AWAMI-SUIT W&W (GENTS)AV.QLTY	SUIT	1050.00	1250.00	837.50	1600.00	1045.00	1425.00	1600.00
PULLOVER GENTS OXFORD/BON.	EACH	3050.00	3300.00	3100.00	3280.00	3250.00	3180.00	2700.00
PULLOVER LADIES OXFORD/BON.	EACH	2850.00	3033.93	2625.00	2450.00	2990.00	2980.00	2600.00
PULLOVER (GENTS) OTHERS A.QTY	EACH	550.00	700.00	737.50	750.00	1012.50	1050.00	750.00
SECOND-HAND COAT FOR MEN	EACH	475.00	500.00	425.00	425.00	425.00	225.00	200.00
SECONDHAND SWEETER FOR MEN DUP QLTY	EACH	525.00	350.00	275.00	175.00	237.50	135.00	50.00
SECONDHAND WINTER JACKET	EACH	575.00	400.00	475.00	325.00	315.00	275.00	150.00
UNDERWEAR AV.QLTY MEDIUM SIZE	EACH	150.00	100.00	75.00	150.00	156.67	155.00	130.00
VEST FOR MEN AV.QLTY.	EACH	105.00	112.50	110.00	180.00	148.33	155.00	110.00
VEST/SHAMEEZ (WOMEN) AVG. QLTY	EACH	130.00	125.00	112.50	300.00	158.00	135.00	155.00
SOCKS NYLON (PAKISTANI)	PAIR	90.00	65.00	65.00	130.00	96.67	95.00	90.00
BRASSIER AV.QLTY.	EACH	127.50	175.00	225.00	350.00	149.17	110.00	135.00
BRASSIER SUP QLTY	EACH	270.00	475.00	375.00	800.00	336.67	235.00	350.00
DOPATTA GEORGETTE AV.QLTY.	EACH	235.00	275.00	231.25	400.00	226.67	275.00	325.00
DOPATTA COTTON AV GLTY	EACH	180.00	225.00	171.25	225.00	210.00	250.00	275.00
CHADDAR (W/WEAR) (2x2.5 MTR)	EACH	312.50	275.00	331.25	500.00	375.00	475.00	450.00
LUNGI/DHOTI(COTTON) AVG. QLTY	EACH	250.00	195.00	262.50	300.00	228.33	290.00	375.00
HANDKERCHIEF AVG. QLTY PAK	EACH	40.00	35.00	40.00	35.00	42.50	55.00	50.00
HANDKERCHIEF SUP. QLTY PAK	EACH	60.00	50.00	55.00	60.00	55.83	72.50	72.50
GLOVES AV QLTY	PAIR	70.00	100.00	77.50	120.00	105.00	110.00	160.00
AZARBAND COTTON AVG. QLTY	EACH	25.00	10.00	13.50	15.00	13.00	13.50	20.00
SEWING THREAD/REEL(ASLI PARI)	EACH	6.00	5.00	5.50	7.00	7.00	10.00	6.00
WASHING CHARGES PAINT & SHIRT	SUIT	150.00	150.00	70.00	100.00	115.00	105.00	70.00
DRY CLEANING SUIT COAT PANT	SUIT	400.00	400.00	307.50	400.00	293.50	300.00	250.00
WASHING CH. (KAMIZ-SHALWAR)	PAIR	90.00	100.00	65.00	80.00	77.00	80.00	60.00
TAILORING SHIRT	EACH	375.00	325.00	375.00	400.00	370.00	300.00	325.00
TAILORING CHARGES PANT (MEN)	EACH	600.00	625.00	562.50	600.00	470.00	475.00	750.00
TAILORING COAT-PANT SUIT	SUIT	3200.00	3250.00	4000.00	4000.00	3833.33	3450.00	3250.00
TAILORING AWAMI-SUIT (MALE)	SUIT	600.00	500.00	600.00	550.00	625.00	475.00	550.00
TAILORING SUIT FEMALE	SUIT	500.00	500.00	475.00	500.00	345.00	350.00	500.00
GENTS SHOES PAUL BATA	PAIR	1199.00	1199.00	1199.00	1199.00	1199.00	1199.00	1199.00
GENTS SANDAL BATA	PAIR	699.00	699.00	699.00	699.00	699.00	699.00	699.00
GENTS SPOUNG CHAPPAL BATA	PAIR	199.00	199.00	199.00	199.00	199.00	199.00	199.00
LADIES SANDAL BATA	PAIR	499.00	499.00	499.00	499.00	499.00	499.00	499.00
LADIES SPOUNG CHAPPAL BATA	PAIR	179.00	179.00	179.00	179.00	179.00	179.00	179.00
CHILD SHOE POWER LITE BATA	PAIR	599.00	599.00	599.00	599.00	599.00	599.00	599.00
GENTS SHOE, ART 1109 SERVICE	PAIR	999.00	999.00	999.00	999.00	999.00	999.00	999.00
NYLON JOGGER 27 SIZE 2-5 ***	PAIR	1299.00	1299.00	1299.00	1299.00	1299.00	1299.00	0.00
CHINA FOOT WEAR AV. QLTY (MALE) *	PAIR	650.00	462.50	525.00	1000.00	516.67	525.00	450.00
CHINA FOOT WEAR AV. QLTY (FEMALE) *	PAIR	500.00	325.00	325.00	800.00	325.00	325.00	325.00

Contd.

7.11 Intercity Consumer Prices October, 2016

Description	Unit	Wazira- bad	Sialkot	Faisalabad	Jhang	Multan	Muzaffar- garh	D.G. Khan
CHINA FOOT WEAR AV. QLTY (CHILDREN) *	PAIR	400.00	325.00	275.00	500.00	275.00	225.00	275.00
SHOE REPAIR HALF SOLE	PAIR	120.00	60.00	150.00	125.00	126.67	72.50	75.00
SHOES POLISH CHARGES AVERAGE SHOP	PAIR	15.00	10.00	17.50	30.00	17.50	17.50	20.00
HOUSE RENT (combined)	MONTH	3290.00	6319.00	6361.00	4501.00	6977.00	5023.00	4314.00
rent 2	pm	3290.00	6319.00	6361.00	4501.00	6977.00	5023.00	4314.00
RENT3	PM	3290.00	6319.00	6361.00	4501.00	6977.00	5023.00	4314.00
RENT4	PM	3290.00	6319.00	6361.00	4501.00	6977.00	5023.00	4314.00
RENT5	PM	3290.00	6319.00	6361.00	4501.00	6977.00	5023.00	4314.00
RENT6	PM	3290.00	6319.00	6361.00	4501.00	6977.00	5023.00	4314.00
SYNTHETIC ENEMAL ROBIALAC BALTI 3.64 LTR.	EACH	1700.00	2093.00	1840.00	1900.00	2258.00	2258.00	1686.00
SYNTHETIC ENEMAL ICI BALTI 3.64 LTR.	EACH	2138.00	2080.00	1850.00	1900.00	2185.00	2185.00	1783.00
CEMENT (LOCAL) SPECIFY BRAND NAME	BAG	550.00	550.00	534.00	550.00	527.00	530.00	535.00
BRICKS (NEW) 1ST CLASS	P/1000	8000.00	7750.00	7000.00	7500.00	6000.00	5500.00	5600.00
CEMENT BLOCKS (6"x8"x12")	P/100	0.00	0.00	0.00	4500.00	0.00	0.00	0.00
BAJREE	100CFT	5200.00	6000.00	5500.00	4000.00	5000.00	3500.00	2600.00
SAND (BLACK PIT SAND)	K100CFT	1800.00	3500.00	3500.00	2000.00	2000.00	1600.00	1800.00
TIMBER SHESHAM LOG 1ST QUALITY	cbumt.	52111.00	63000.00	63558.00	42377.00	86500.00	70620.00	52900.00
IRON BAR (M.S. BAR) 1/2"	P/TON	68000.00	62000.00	63000.00	60000.00	61000.00	60000.00	59000.00
CARPANTER WAGE RATE	P/DAY	750.00	825.00	600.00	900.00	900.00	800.00	950.00
MASON (RAJ) WAGE RATE	P/DAY	850.00	1050.00	1100.00	900.00	875.00	775.00	950.00
UNSKILLED LABOUR WAGE RATE	P/DAY	500.00	650.00	550.00	500.00	500.00	450.00	500.00
PLUMBER WAGE RSTE	P/DAY	750.00	700.00	625.00	900.00	900.00	800.00	950.00
ELECTICIAN WAGE RATE PER DAY **	P/DAY	700.00	0.00	0.00	900.00	0.00	0.00	0.00
ELECTICIAN WAGE RATE PER POINT **	P/PNT	150.00	137.50	115.00	125.00	95.00	80.00	85.00
WATER CHARGES PER HOUSE	P/MONTH	70.00	100.00	128.75	70.00	100.00	0.00	75.00
ELECT.CHARGES UPTO 50 UNITS	P/UNIT	2.00	2.00	2.00	2.00	2.00	2.00	2.00
ELECT.CHARGES 01 - 100 UNIT	P/UNIT	6.18	6.18	6.18	6.18	6.18	6.18	6.18
ELECT.CHARGES 101 - 300 UNIT	P/UNIT	9.54	9.54	9.54	9.54	9.54	9.54	9.54
ELECT.CHARGES 301 - 1000 UNIT	P/UNIT	16.39	16.39	16.39	16.39	16.39	16.39	16.39
ELECT.CHARGES ABOVE 1000 UNIT	P/UNIT	18.39	18.39	18.39	18.39	18.39	18.39	18.39
ELEC	PM	10.50	10.50	10.50	10.50	10.50	10.50	10.50
GAS CHRg upto 3.3719 MMBTU	MMBTU	128.70	128.70	128.70	128.70	128.70	128.70	128.70
GAS CHRg 3.3719 - 6.7438 MMBTU	MMBTU	257.40	257.40	257.40	257.40	257.40	257.40	257.40
GAS CHRg 6.7438 - 10.1157 MMBTU	MMBTU	257.40	257.40	257.40	257.40	257.40	257.40	257.40
GAS CHRg10.1157 - 13.4876 MMBTU	MMBTU	702.00	702.00	702.00	702.00	702.00	702.00	702.00
GAS	PM	702.00	702.00	702.00	702.00	702.00	702.00	702.00
GAS	PM	409.50	409.50	409.50	409.50	409.50	409.50	409.50
KEROSENE OIL	LTR	73.00	77.00	69.00	80.00	67.50	75.00	80.00
FIREWOOD WHOLE	40 KG.	625.00	675.00	600.00	500.00	606.67	575.00	500.00
CHAIR SHESHAM WOOD WITH ARMS **	EACH	2200.00	1950.00	1450.00	2000.00	2000.00	1550.00	1500.00
CHAIR PLASTIC (CHAIRMAN) AVERAGE QUALITY	EACH	600.00	600.00	775.00	850.00	662.50	650.00	575.00
TABLE SHESHAM WOOD (4X2X5") ***	EACH	10000.00	6500.00	5000.00	4275.00	4800.00	4500.00	3000.00
SOFASET WOODEN WITH FOAM SEAT **	SET	20000.00	13500.00	17500.00	18000.00	13875.00	12250.00	16000.00
COT IRON (WITH NIWAR)AV.QLTY.	EACH	1800.00	2000.00	2250.00	2100.00	1850.00	1750.00	1700.00
ALMIRAH (STEEL) 6'X3' 20 GUAGE	EACH	9000.00	8650.00	9750.00	8000.00	7210.00	7200.00	9000.00
DINNING TABLE 6 CHAIRS A.QLTY	SET	24000.00	27500.00	17500.00	30000.00	19100.00	17500.00	21000.00
SINGLE BED WITHOUT FOAM MED.	EACH	9000.00	5500.00	4750.00	8000.00	6125.00	4900.00	4500.00
MATRESS SINGLE(4"THICK)	EACH	5200.00	3900.00	5000.00	5250.00	4850.00	4850.00	5500.00
FARSHI DARI 12'X9' AV.QLTY	EACH	975.00	975.00	1125.00	2500.00	1200.00	1300.00	1000.00
DARI COTTON (6'x2 1/2') AV.QL	EACH	450.00	400.00	550.00	500.00	450.00	600.00	400.00
CARPET PLAIN AV. QLTY	SQFT.	41.00	35.00	57.50	35.00	25.00	25.00	25.00
QUILT (LIHAF) 3 KG. COTTON	EACH	1050.00	775.00	1000.00	1300.00	956.25	725.00	500.00
BLANKET (90" x 54")	EACH	2500.00	3500.00	4750.00	4200.00	3750.00	3750.00	2650.00
BEDSHEET SINGLE BED SUP.QLTY	EACH	375.00	425.00	825.00	700.00	633.33	525.00	650.00
BED SHEET DOUBLE WITH TWO PILLOW COVERS SUP QLTY	SET	800.00	1100.00	1662.50	1800.00	1258.33	1150.00	1100.00
TOWEL(3'x2') AV. QALTY	EACH	175.00	125.00	180.00	300.00	242.00	245.00	200.00
CEILING FAN 48" SUPER QLTY **	EACH	2400.00	2400.00	2900.00	3000.00	3495.00	3095.00	3095.00
PEDESTAL FAN 22" SUPER QLTY	EACH	3800.00	3300.00	4500.00	4800.00	5550.00	4750.00	4600.00
REFG. DAWLENCE 10 CFT. D.DOOR	EACH	31000.00	36200.00	28500.00	30500.00	30400.00	30400.00	27500.00
D-FREEZER WAVES 8 CFT.	EACH	31000.00	29400.00	27500.00	31000.00	30400.00	30400.00	31000.00
AIRCONDITIONER 1.5 TON PEL	EACH	40000.00	44000.00	46000.00	41500.00	40000.00	40000.00	42000.00
SPLIT AIR CONDITIONER 1.5 TON (SPECIFY BRAND NAME)	EACH	46000.00	41000.00	38000.00	49500.00	50900.00	50900.00	49000.00
AIRCOOLER SUPER ASIA	EACH	12500.00	13000.00	11500.00	11000.00	13000.00	13000.00	14500.00

Contd.

7.11 Intercity Consumer Prices October, 2016

Description	Unit	Wazira- bad	Sialkot	Faisalabad	Jhang	Multan	Muzaffar- garh	D.G. Khan
WASHING MACHINE SINGER	EACH	15600.00	15187.50	17000.00	17000.00	17000.00	17000.00	17000.00
SEWING MACHINE(SINGER)	EACH	5860.00	6095.00	7200.00	6495.00	7200.00	7200.00	6695.00
GIZER LARGE SIZE 30 GALLON CAPACITY SUP QLTY	EACH	19400.00	13750.00	19500.00	22900.00	22900.00	22900.00	22900.00
GAS BURNER DOUBLE SPFY.BRAND	EACH	1350.00	1350.00	1550.00	2000.00	1475.00	1550.00	1300.00
ELECT. IRON PHILIPS MDL.1120	EACH	2200.00	1450.00	2000.00	1500.00	2200.00	1600.00	2100.00
ELECTRIC JUICER FOR APPLE	EACH	4500.00	6000.00	5750.00	7875.00	8000.00	8000.00	4500.00
S.STEEL DEGHCHI MEDIUM SIZE ***	EACH	600.00	430.00	575.00	500.00	767.50	400.00	350.00
ALUMINIUM COOKING PAN (DEGCHI) MED SIZE	EACH	525.00	460.00	475.00	1300.00	296.25	285.00	350.00
NON STICK COOKING PAN (DEGCHI) SUP. QLTY	EACH	1500.00	675.00	1100.00	1200.00	767.86	650.00	800.00
FRYING PAN STEEL AVG. QLTY MED. SIZE	EACH	500.00	310.00	325.00	550.00	295.00	195.00	375.00
TAWA IORN (MEDIUM SIZE) AVG. QLTY	EACH	300.00	275.00	225.00	325.00	210.00	210.00	200.00
S.STEEL PLATE A.QLTY.(M.SIZE)	EACH	82.50	67.50	60.00	80.00	75.00	55.00	60.00
TABLE SPOON S.STEEL SUP.QLTY.	DOZEN	350.00	305.00	375.00	400.00	275.83	245.00	350.00
WATER SET JUG+6 GLASSES (OMROC)	SET	380.00	737.50	725.00	450.00	450.00	475.00	400.00
TEA SET PAK. CHINAWARE 21 PCS.	SET	1600.00	1025.00	1500.00	1950.00	1725.00	1875.00	2000.00
DINNER SET PLASTIC 72 PIECES SUPERIOR QLTY	SET	5500.00	2750.00	8250.00	6000.00	4675.00	4750.00	6000.00
HOTPOT SET PLASTIC 3 PCS.	SET	1000.00	825.00	1212.50	1450.00	1275.00	1050.00	1600.00
BUCKET(BALTI) PLASTIC MED.SIZ	EACH	250.00	205.00	325.00	325.00	290.00	255.00	350.00
LOTA PLASTIC (MED SIZE) AVERAGE QUALITY	EACH	40.00	40.00	43.75	60.00	49.17	55.00	60.00
PRESURE COOKER 4 LTR.	EACH	1750.00	912.50	1325.00	1700.00	1650.00	1650.00	1450.00
WATER COOLER 9/10 LTR.PLASTIC ***	EACH	612.50	450.00	675.00	950.00	553.00	575.00	750.00
THERMOS STARVAC 1 LTR	EACH	600.00	600.00	431.25	500.00	450.00	450.00	600.00
BULB PHILIPS 100-WATTS	EACH	30.00	25.00	25.00	30.00	30.00	30.00	30.00
TUBE LIGHT PHILIPS 40 WATTS	EACH	95.00	95.00	97.50	95.00	100.00	100.00	95.00
ELECTRIC BLUBS "0" WATTE LOCAL	EACH	18.00	20.00	20.00	20.00	20.00	20.00	20.00
ELECTRIC BLUB ENERGY SAVER 14 WATTS	EACH	155.00	155.00	162.50	150.00	165.00	165.00	165.00
WASHING SOAP 250 GMS SPECIFY BRAND NAME	EACH	38.00	20.00	25.00	40.00	22.00	20.00	25.00
SURF EXCEL 400 GMS POLY BAG	EACH	130.00	125.00	125.00	130.00	130.00	130.00	0.00
WASHING POWDER 1000 GRM	EACH	150.00	185.00	185.00	185.00	150.00	150.00	150.00
WASHING POWDER (WHEEL/ BONUS) 100 GRAMS	EACH	90.00	95.00	92.50	90.00	90.00	90.00	90.00
CLEANSER POWDER VIM 1000 GM	PKT.	77.77	70.00	75.00	75.00	83.33	83.33	75.00
FINIS 500 ML	BOTTLE	193.75	218.75	195.00	250.00	200.00	237.50	195.00
PHNYLE TYPHONE/FINIS/CARRANITE 3 LITRES	BOTTLE	130.00	120.00	147.50	180.00	165.00	165.00	160.00
HARPIC	BOTTLE	150.00	145.00	150.00	150.00	150.00	150.00	150.00
BOOT POLISH CHERRY/KIWI 50ML	EACH	125.00	100.00	105.00	105.00	125.00	125.00	105.00
ROBIN BLUE (35 GRAMS)	PKT.	50.00	50.00	55.00	55.00	55.00	55.00	55.00
TISSU PAPER PERFUMED 100 PCS.	PKT	110.00	100.00	110.00	105.00	110.00	110.00	110.00
TOILET PAPER ROLL (R.PETEL)	P/ROLL	40.00	40.00	40.00	40.00	40.00	40.00	40.00
BOOT POLISH LIQUID CHEERY BLOSSOM KIWI 75 ML	BOTTLE	150.00	125.00	150.00	150.00	150.00	150.00	150.00
MATCH BOX SMALL	EACH	2.00	2.00	2.50	2.00	2.00	2.00	2.00
DRY CELL 1.5 VOLT(LOCAL)	EACH	20.00	15.00	25.00	25.00	25.00	25.00	25.00
HAND STITCHING NEEDLE M.SIZE	PACKET	5.00	10.00	9.00	10.00	10.00	10.00	10.00
SEWING MACHINE NEEDLE (SINGER)	EACH	6.00	8.00	7.00	8.50	8.60	8.60	5.00
HOUSEHOLD SERVANT FEMALE P/T	P/MNTH	1500.00	1100.00	2250.00	3000.00	1500.00	1200.00	1750.00
MARRIAGE HALL WITH FURNITURE	P/HEAD	105.00	90.00	130.00	150.00	96.67	72.50	110.00
SEPTRAN TABLETS	10TAB.	16.00	19.30	20.00	18.10	16.00	16.00	16.10
BRUFEN TABS 200-MG.	10TAB.	10.00	10.00	10.00	8.90	8.90	8.90	8.90
PANADOL TAB. EXTRA/PLAIN	10TAB.	12.00	12.00	12.00	12.00	12.00	12.00	12.00
DISPRIN TAB.	10TAB.	14.00	12.40	12.00	12.40	12.40	12.40	12.40
TRISIL TAB.	10 TAB	10.00	10.00	10.00	10.00	10.00	10.00	10.00
FLAGYL TAB. 200 MG.	10TAB.	10.00	10.00	10.00	10.00	10.00	10.00	10.00
VENTOLIN TAB. 2MG.	10TAB.	10.00	10.00	10.00	9.90	9.90	9.90	9.90
DAONIL TAB. 5 MG.	10TAB.	17.00	17.00	17.00	16.80	16.83	16.83	17.00
ENTOX TAB.	10TAB.	10.00	10.00	16.00	15.00	15.00	15.00	15.00
RENITEC TAB. 5 MG.	10TAB.	58.50	58.50	58.50	58.80	58.50	58.50	58.50
CAC. 1000 TAB	BOTTLE	122.00	122.00	122.00	122.00	122.00	122.00	122.00
AMOXIL CAPSOLE 250 MG.S	10CAP.	35.00	36.00	36.00	35.70	35.70	35.70	35.70
CALCIUM SYRUP SANDOZ	BOTTLE	64.00	64.00	64.00	64.00	0.00	0.00	64.00
LEDERPLEX SYRUP	BOTTLE	52.74	52.70	39.00	52.75	52.74	52.74	51.00
SANCOS SYRUP (50 ML.)	BOTTLE	30.00	30.00	30.00	30.00	30.00	30.00	30.00
PHENERGAN SYRUP 120 ML.	BOTTLE	34.50	33.00	34.00	33.00	33.00	33.00	33.00
CALPOL SYRUP 60 ML.	BOTTLE	28.00	28.00	28.00	28.00	28.00	28.00	28.00
HYDRYLLIN SYRUP 120 ML.	BOTTLE	69.00	69.00	69.00	69.00	69.00	69.00	69.00

Contd.

7.11 Intercity Consumer Prices October, 2016

Description	Unit	Wazira- bad	Sialkot	Faisalabad	Jhang	Multan	Muzaffar- garh	D.G. Khan
POLYFAX EYE OINTMENT	TUBE	21.00	21.00	21.00	21.00	21.00	21.00	21.00
BETNESOL EYE DROPS	BOTTLE	33.89	33.89	33.00	33.89	33.89	33.89	33.89
EAR DROPS (CARDISPORINE) ***	BOTTLE	21.00	21.00	23.00	25.00	21.00	21.00	21.00
BETNOVATE-N OINTMENT 5 GMS	TUBE	16.67	16.00	16.00	16.00	16.68	16.68	16.00
BURNOL CREAM 30 GRM	TUBE	16.00	16.00	16.00	16.00	16.00	16.00	16.00
VICKS VAPORUB/BALM	BOTTLE	36.00	36.00	36.00	36.00	36.00	36.00	36.00
GLYCRINE SMALL BOTTLE	BOTTLE	17.00	35.00	20.00	30.00	20.00	20.00	20.00
JOUHAR JOSHANDA	PKT.	8.00	8.00	10.00	8.00	10.00	10.00	8.00
GALXOS-D (450 GRMS)	PKT.	157.50	157.50	140.00	157.50	157.50	157.50	157.50
GRIFE-WATER WOODWARDS	BOTTLE	55.00	55.00	55.00	55.00	55.00	55.00	55.00
SANIPLAST ONE PUTTY	EACH	2.00	1.40	2.00	2.00	1.40	1.40	1.40
O.R.S. (NIMCOL)	PKT.	18.00	15.00	18.00	17.00	18.00	18.00	17.00
DETTOL (MEDIUM)	BOTTLE	65.00	65.00	46.00	65.00	65.00	65.00	65.00
COTTON BANDAGE 2" - 4"	EACH	7.00	10.00	7.50	7.50	7.00	10.00	7.00
THERMOMETER CHINA	EACH	35.00	40.00	46.25	40.00	50.83	57.50	50.00
DOCTOR (MBBS) CLINIC FEE	P/PAT.	100.00	100.00	125.00	300.00	100.00	100.00	150.00
URINE TEST (DR) CHARGES	P/TEST	100.00	150.00	55.00	60.00	75.00	55.00	100.00
BLOOD TEST (CP) CHARGES	P/TEST	300.00	350.00	225.00	200.00	290.00	225.00	350.00
SUGAR TEST (RANDOM/FASTING BOTH) CHARGES	P/TEST	200.00	200.00	200.00	150.00	122.50	100.00	140.00
ECG CHARGES	P/TEST	200.00	150.00	200.00	200.00	300.00	125.00	300.00
X-RAY (CHEST) CHARGES	P/X-RAY	300.00	200.00	350.00	500.00	250.00	200.00	350.00
CAR SUZUKI 800 CC (W/O. A/C)	EACH	0.00	660000.00	652800.00	660000.00	654100.00	0.00	635000.00
CAR SUZUKI 1000 CC	EACH	0.00	1078300.00	1092800.00	1149000.00	1075200.00	0.00	1119000.00
CAR TOYOTA 1300 CC	EACH	0.00	1661500.00	1520500.00	1805500.00	1700500.00	0.00	5161000.00
CAR HONDA CIVIC	EACH	0.00	2430000.00	0.00	0.00	2510000.00	0.00	0.00
MOTORCYCLE HONDA CD-70.	EACH	63500.00	63500.00	63500.00	63500.00	63500.00	63500.00	63500.00
MOTORCYCLE YAMAHA 100CC.	EACH	79300.00	79300.00	79300.00	79300.00	80000.00	80000.00	79300.00
MOTOR CYCLE HERO 70 CC	EACH	42500.00	45000.00	47500.00	44500.00	47500.00	0.00	42000.00
BICYCLE WITH TYRES & TUBES	EACH	7000.00	7200.00	7600.00	8000.00	7000.00	7150.00	7750.00
TYRE CAR WITH TUBE GENERAL	EACH	3000.00	3000.00	2800.00	3000.00	2500.00	2500.00	2800.00
TYRE MOTOR CYCLE WITHOUT TUBE	EACH	1200.00	1120.00	1300.00	850.00	850.00	850.00	900.00
TYRE CYCLE SPECIFY BRAND NAME	EACH	330.00	350.00	425.00	300.00	300.00	300.00	320.00
TYRE CAR W/O TUBE	EACH	2700.00	3000.00	3200.00	3000.00	2500.00	0.00	2800.00
PETROL SUPER	LITRE	64.61	66.25	64.48	66.30	64.99	64.60	65.70
HIGH SPEED DIESEL HSD	LITRE	72.85	74.60	72.73	74.90	72.99	72.80	74.40
CNG	K.G.	67.50	67.50	67.50	67.50	67.50	67.50	67.50
GAS CYLINDER STAND. SIZE	EACH	990.00	1100.00	1050.00	1000.00	1100.00	1100.00	800.00
MOTOR CYCLE SERVICE CHARGES	EACH	300.00	175.00	225.00	270.00	235.00	240.00	250.00
CAR SERVICE CHARGES	EACH	250.00	400.00	300.00	300.00	275.00	225.00	225.00
TYRE PUNCTURE CHARGES	EACH	50.00	100.00	70.00	60.00	70.00	65.00	40.00
CYCLE OVERHAULING CHARGES	EACH	200.00	350.00	275.00	450.00	281.00	290.00	275.00
CAR TAX FOR 800CC TO 1300CC	YEARLY	2650.00	2650.00	2650.00	2650.00	2650.00	2650.00	2650.00
TRAIN FARE ECO. 1-100 KM.	P/KM.	0.68	0.68	0.68	0.68	0.68	0.68	0.68
TRAIN FARE ECO. 101-500 KM.	P/KM.	0.98	0.98	0.98	0.98	0.98	0.98	0.98
TRAIN FARE ECO. > 500 KM.	P/KM.	0.89	0.89	0.89	0.89	0.89	0.89	0.89
TRAIN FARE IST SLP. 1-100KM	P/KM.	2.10	2.10	2.10	2.10	2.10	2.10	2.10
TRAIN FARE IST SLP.101-500 KM	P/KM.	2.59	2.59	2.59	2.59	2.59	2.59	2.59
TRAIN FARE IST SLP. > 500 KM	P/KM.	1.99	1.99	1.99	1.99	1.99	1.99	1.99
TRAIN FARE A/C SLP. 1-100KM.	P/KM.	5.76	5.76	5.76	5.76	5.76	5.76	5.76
TRAIN FARE A/C SLP.101-500KM	P/KM.	4.59	4.59	4.59	4.59	4.59	4.59	4.59
TRAIN FARE A/C SLP > 500KM.	P/KM.	4.16	4.16	4.16	4.16	4.16	4.16	4.16
PLATFORM TICKET	EACH	10.00	10.00	10.00	10.00	10.00	10.00	10.00
AUTO RICKSHAW FARES	KM/MIN	50.00	60.00	65.00	50.00	30.00	30.00	50.00
FULL TONGA CHARGES	KM/MIN	60.00	60.00	75.00	100.00	49.38	50.00	56.00
TAXI 4 SEATER FARE	KM/MIN	100.00	100.00	60.00	90.00	100.00	100.00	50.00
BUS FARE MIN (WITHIN CITY)	TICKET	9.00	0.00	9.00	0.00	9.00	0.00	0.00
BUS FARE MAX (WITHIN CIT	TICKET	21.00	0.00	21.00	0.00	21.00	0.00	0.00
BUS FARE OUTSIDE CITY	P/KM.	0.86	0.86	0.86	0.86	0.86	0.86	0.86
A/C BUS FARE OUTSIDE CITY	P/KM.	1.45	1.11	1.74	1.56	1.40	1.40	1.40
MINIBUS FARE MIN.WITH IN CITY	TICKET	10.00	0.00	0.00	0.00	11.00	0.00	0.00
MINIBUS FARE MAX.WITH IN CITY	TICKET	10.00	0.00	0.00	0.00	24.00	0.00	0.00
SUZUKI FARE MIN.WITH IN CITY	TICKET	0.00	15.00	15.00	15.00	11.00	0.00	8.00
SUZUKI FARE MAXIMUM W.IN CITY	TICKET	0.00	20.00	27.50	20.00	21.00	0.00	8.00

Contd.

7.11 Intercity Consumer Prices October, 2016

Description	Unit	Wazira- bad	Sialkot	Faisalabad	Jhang	Multan	Muzaffar- garh	D.G. Khan
AIR FARE ECONOMY CLASS.	P/KM.	0.00	19.26	19.26	0.00	19.26	0.00	19.26
POSTAL ENVELOPE DOMESTIC	EACH	8.00	8.00	8.00	8.00	8.00	8.00	8.00
ENVELOPE FOR SAUDI ARABIA	EACH	50.00	50.00	50.00	50.00	50.00	50.00	50.00
POSTAL REGISTRATION CHARGES	EACH	38.00	38.00	38.00	38.00	38.00	38.00	38.00
U.M.S. REG CHARGES MIN.	EACH	59.00	59.00	59.00	59.00	59.00	59.00	59.00
T.C.S. CH. MIN.WITH IN ZONE	EACH	150.00	110.00	150.00	150.00	160.00	160.00	160.00
TELEPHONE CHARGES LOCAL CALL	P/CALL	3.94	3.94	3.94	3.94	3.94	3.94	3.94
TEL CHARGES OUT SIDE CITY	P/CALL	3.94	3.94	3.94	3.94	3.94	3.94	3.94
INTERNET CHARGES	P/HOUR	20.00	25.00	22.50	50.00	20.00	22.50	20.00
MOBILE CELL CHARGES	P/UNIT	3.00	3.06	3.00	3.00	3.00	4.00	3.00
FAX CHARGES (LOCAL)	P/PAGE	30.00	10.00	16.25	40.00	10.00	20.00	15.00
TELEPHONE SET AV. QLTY	EACH	450.00	300.00	475.00	900.00	775.00	475.00	900.00
MOBILE SET NOKIA/SONY/ERICSON/SAMSUNG WITHOUT CAMERA	EACH	4250.00	2600.00	2200.00	3200.00	3100.00	3100.00	2600.00
T.V. 20" COLORED WEGA H-A21.	EACH	18500.00	20000.00	22500.00	12500.00	23500.00	23500.00	23500.00
T.V 20" COLOR CHINA/KORIA)	EACH	7000.00	13500.00	16900.00	5500.00	15500.00	15500.00	14900.00
V.C.P. PANASONIC/LG/NAT	EACH	0.00	5400.00	5750.00	0.00	0.00	0.00	0.00
DVD/VCD PLAYER PANASONIC/LG	EACH	4100.00	4500.00	4500.00	6000.00	4500.00	4200.00	4000.00
RADIO WITH C.PLAYER NATIONAL	EACH	2500.00	2250.00	2175.00	1250.00	3500.00	0.00	3000.00
PERSONNEL COMPUTER (BRANDED)	EACH	37500.00	35000.00	38820.00	50000.00	48200.00	48200.00	35000.00
VID. CASSETTE BLK. TDK/SONY	EACH	0.00	100.00	150.00	100.00	180.00	170.00	150.00
COM. C.D. (TDK/IMATION)	EACH	35.00	40.00	67.50	40.00	60.00	60.00	60.00
TAPE RECORDER CASSETTE BLANK	EACH	35.00	30.00	65.00	60.00	50.00	42.50	40.00
VIDEO GAME SEGA 16 BYTE	EACH	0.00	1250.00	1500.00	1150.00	1300.00	0.00	1600.00
CINEMA A/C. HIGH CLASS	TICKET	0.00	40.00	150.00	0.00	266.67	0.00	0.00
CINEMA NON-A/C HIGH CLASS	TICKET	0.00	40.00	100.00	30.00	133.33	40.00	35.00
CABLE CHARGES	P/ MONTH	300.00	250.00	300.00	300.00	300.00	275.00	350.00
TV.LICENCE FEE DOMESTIC	YEARLY	420.00	420.00	420.00	420.00	420.00	420.00	420.00
ENGLISH BOOK CLASS V1	EACH	77.00	77.00	77.00	77.00	77.25	77.00	77.00
ENGLISH BOOK CLASS IX OR X	EACH	130.00	130.00	130.00	130.00	130.00	130.00	130.00
ENG. BOOK IST.YR COMPLETE SET	EACH	84.00	84.00	84.00	84.00	84.00	84.00	84.00
ENGLISH BOOK BA/B.SC	EACH	178.00	178.00	178.00	178.00	178.00	178.00	178.00
URDU BOOK CLASS V (T.B.BORD)	EACH	59.00	59.00	59.00	59.00	59.00	59.00	59.00
URDU BOOK CLASS IX(X.T.B.B)	EACH	139.00	139.00	139.00	139.00	139.00	139.00	139.00
URDU BOOK IST.YEAR/INTER	EACH	53.00	53.00	53.00	53.00	53.00	53.00	53.00
URDU BOOK BA/B.SC	EACH	140.00	140.00	140.00	140.00	140.00	140.00	140.00
MATHS BOOK CALSS V (T.B.B)	EACH	78.00	78.00	78.00	78.00	78.00	78.00	78.00
MATHS BOOK CLASS IX OR X	EACH	279.00	279.00	279.00	279.00	279.00	279.00	279.00
MATHS BOOK IST.YEAR (T.B.B)	EACH	156.00	156.00	156.00	156.00	156.00	156.00	156.00
PAKISTAN STUDIES BOOK BA/B.SC	EACH	125.00	125.00	125.00	125.00	125.00	125.00	125.00
DAILY "DAWN"	P/COPY	19.00	19.00	19.00	19.00	19.00	19.00	19.00
DAILY "JANG"	P/COPY	12.00	12.00	12.00	12.00	12.00	12.00	12.00
DAILY "NAWA-E-WAQT"	P/COPY	12.00	12.00	12.00	12.00	12.00	12.00	12.00
WEEKLY "AKHBAR-E-JAHAN"	P/COPY	55.00	55.00	55.00	55.00	55.00	55.00	55.00
WEEKLY "MAG"	P/COPY	45.00	45.00	45.00	45.00	45.00	45.00	45.00
MONTHLY "NAUNEHAL DIGEST"	P/COPY	35.00	35.00	35.00	35.00	35.00	35.00	35.00
PAPER FOOLSCAPE (27"x17")	QUIRE	30.00	30.00	45.00	50.00	37.50	33.75	30.00
EXERCISE.BOOK LINED 80/100 PGS	EACH	40.00	80.00	60.00	70.00	32.50	27.50	30.00
PENCILGOLDFISH/DEER	EACH	7.00	7.00	6.00	7.00	6.50	6.00	6.00
PEN INK DOLLOR 57 ML BOTTLE	EACH	20.00	25.00	20.00	20.00	20.00	20.00	20.00
PHOTOSTATE PAPER 70 GM	PRT	380.00	320.00	345.00	320.00	290.00	330.00	300.00
BALL PEN (local)	EACH	5.00	5.00	5.00	8.00	5.83	6.00	6.00
FOUNTAIN PEN HERO/WINGS/CHINA	EACH	40.00	40.00	50.00	50.00	45.00	50.00	35.00
PRIVATE SCHOOL FEE ENGLISH MEDIUM AVERAGE STANDARD (CLASS I)	P/ MONTH	1100.00	900.00	2100.00	1400.00	2191.67	866.67	1300.00
PRIVATE SCHOOL FEE ENGLISH MEDIUM AVERAGE STANDARD (CLASS V)	P/ MONTH	1300.00	1000.00	2200.00	1400.00	2466.67	966.67	1350.00
PRIVATE SCHOOL FEE ENGLISH MEDIUM AVERAGE STANDARD (CLASS VI)	P/ MONTH	1500.00	1000.00	2400.00	1500.00	2650.00	1150.00	1400.00
PRIVATE SCHOOL FEE ENGLISH MEDIUM AVERAGE STANDARD (CLASS X)	P/ MONTH	1700.00	1200.00	2200.00	1700.00	2908.33	1533.33	2250.00
PRIVATE MEDICLE COLLEGE FEE MBBS (IST YEAR)	P/ MONTH	0.00	0.00	53500.00	0.00	45166.44	0.00	0.00
PRIVATE ENGINEERING COLLEGE FEE (ISTR YEAR)	P/ MONTH	0.00	0.00	3200.00	0.00	13333.33	0.00	0.00
GOVT. COLLEGE FEE IST. YEAR	MONTH	50.00	50.00	50.00	50.00	50.00	50.00	50.00
GOVT. COLLEGE FEE 4TH. YEAR	MONTH	60.00	60.00	60.00	60.00	60.00	60.00	60.00
GOVT. UNIVERSITY FEE MSC.	MONTH	77.50	0.00	670.00	150.00	1666.66	0.00	833.00
GOVT. MED. COLLEGE FEE MBBS	MONTH	873.00	0.00	1250.00	0.00	1250.00	0.00	1250.00
GOVT. ENGG. COLL. FEE I YEAR	MONTH	1558.00	0.00	3200.00	0.00	3333.33	0.00	0.00

Contd.

7.11 Intercity Consumer Prices October, 2016

Description	Unit	Wazira- bad	Sialkot	Faisalabad	Jhang	Multan	Muzaffar- garh	D.G. Khan
COACHING FEE FOR CLASS IX/X	P/ MONTH	500.00	550.00	1200.00	1200.00	800.00	500.00	500.00
COACHING CHARGES FOR CLASS IST YEAR/INTER (SCIENCE)	P/ MONTH	1000.00	1900.00	1700.00	2000.00	1200.00	900.00	1500.00
COACHING CHARGES FOR CLASS IST YEAR/INTER (COMMERCE)	P/ MONTH	1000.00	2400.00	1375.00	2000.00	1133.33	900.00	1000.00
I.T. TUITION FEES	P/ MONTH	3900.00	0.00	1550.00	2000.00	3000.00	0.00	2000.00
MBA TUITION FEES	P/ MONTH	2000.00	0.00	15000.00	0.00	7390.00	0.00	2000.00
BREAD TANDOORI ST. SIZE	EACH	6.00	7.00	6.00	6.00	6.00	5.50	5.00
COOKED MUTTON (AV. HOTEL)	PLATE	120.00	125.00	135.00	150.00	105.00	135.00	100.00
COOKED BEEF (AV. HOTEL)	PLATE	65.00	60.00	72.50	90.00	80.00	80.00	60.00
COOKED DAL (AV. HOTEL)	PLATE	40.00	30.00	42.50	70.00	40.00	45.00	35.00
CHICKEN BIRYANI FULL/DOUBLE	PLATE	120.00	140.00	120.00	200.00	131.67	100.00	80.00
TEA PREPARED (ORDINARY)	CUP	20.00	15.00	20.00	20.00	20.00	17.50	20.00
HAIRCUT CHARGES FOR MEN	P/CUT	60.00	60.00	70.00	60.00	76.67	75.00	50.00
BEAUTY PORL HAIR STYL CHARGE	P/STY.	300.00	175.00	212.50	300.00	337.50	225.00	200.00
SHAVING CHARGES	PER SHV	40.00	40.00	32.50	30.00	36.67	40.00	30.00
LIPSTICK S.MISS/MEDORA	EACH	110.00	90.00	110.00	120.00	110.00	110.00	110.00
NAIL POLISH S.MISS/MEDORA	EACH	60.00	60.00	105.00	115.00	100.00	100.00	60.00
PERFUME MED.SIZE MEDORA/BROACH	EACH	120.00	180.00	200.00	200.00	120.00	120.00	120.00
HAIR-OIL AMLA/CHAMBELI	BOTTLE	110.00	100.00	120.00	130.00	120.00	120.00	120.00
TOILET SOAP LUX 95 GRAMS	EACH	44.78	33.40	38.00	38.00	32.00	32.00	33.00
TOILET SOAP LIFEBOUY 140 GRM	EACH	37.00	37.00	37.00	37.00	37.00	37.00	37.00
TOILET SOAP SAFEGUARD BATH SIZE	EACH	48.00	46.00	48.00	50.00	48.00	48.00	48.00
TOOTHPASTE MACKLINES 70 GRM	EACH	50.00	50.00	50.00	50.00	50.00	50.00	50.00
TOOTHPAST MED SIZE CLGATE 70 GRM	EACH	60.66	70.00	82.50	80.00	75.00	75.00	85.00
TOOTHBRUSH SIELD A/PLAUQUE	EACH	45.00	40.00	75.00	60.00	30.00	25.00	35.00
TOOTHPOWDER DENTONIC 90 GRM	EACH	25.00	25.00	32.00	30.00	32.00	32.00	32.00
HAIR-COLOUR BEGIN (6 GMS)	EACH	105.00	100.00	100.00	100.00	105.00	105.00	105.00
HAIR COLOUR (KALAKOLA)	BOTTLE	140.00	120.00	120.00	130.00	130.00	130.00	130.00
FACECREAM PONDS (MEDIUM)	EACH	120.00	105.00	110.00	120.00	120.00	120.00	110.00
TALC POWDER VICE ROAY,B.CAT	EACH	145.00	120.00	150.00	150.00	145.00	145.00	145.00
BLADE TREET ORDINARY 10'S	PKT.	40.00	40.00	30.00	30.00	30.00	30.00	35.00
BLADE 7-O-CLOCK STAIN. 5'S	PKT.	35.00	30.00	30.00	35.00	35.00	35.00	35.00
SHAMPOO SUNSILK/PAINTIN 100 ML	BOTTLE	110.00	110.00	99.00	100.00	110.00	110.00	110.00
BEAUTY CREAM (FAIR & LOVELY)	EACH	185.00	99.00	75.00	195.00	185.00	185.00	115.00
HAIR REMOVING CREAM (EU-CREAM)	TUBE	65.00	65.00	60.00	65.00	65.00	65.00	65.00
GEL MEDIUM SIZE	BOTTLE	60.00	65.00	95.00	125.00	100.00	100.00	155.00
DISPOSABLE RAZOR GILLET-II	EACH	40.00	45.00	40.00	45.00	40.00	40.00	40.00
SHAVING CREAM TOUCH-ME/ADM.	EACH	65.00	60.00	55.00	75.00	65.00	65.00	65.00
GOLD TEZABI 24 CT	10 GM.	43210.00	43400.00	43730.00	42438.00	43295.00	43295.00	43038.00
SILVER TEZABI 24 CT	10 GM.	651.00	688.00	638.00	635.00	643.00	643.00	613.00
ARTIFICIAL JEWELLARY SET	SET	800.00	200.00	575.00	450.00	656.25	575.00	450.00
WRIST WATCH GENTS CITIZEN (ORIGINAL) ***	EACH	2500.00	2400.00	5250.00	5000.00	2500.00	2600.00	2500.00
WRIST WATCH LADIES CITIZEN (ORIGINAL) ***	EACH	2400.00	2400.00	5250.00	5000.00	2500.00	0.00	2500.00
WALL CLOCK QUARTZ AV.QLTY	EACH	425.00	550.00	537.50	1000.00	400.00	325.00	550.00
SUITCASE REXIN (24"x16"x6")	EACH	900.00	1200.00	1250.00	1500.00	775.00	725.00	1200.00
TRUNK MEDIUM SIZE ***	EACH	1500.00	2100.00	1550.00	1400.00	1191.67	1325.00	1500.00
PURSE LADIES (LEATHER) AVERAGE QUALITY	EACH	750.00	500.00	550.00	900.00	1266.67	1300.00	450.00

7.11 Intercity Consumer Prices October, 2016

Description	Unit	Vehari	Sargodha	Mianwali	Bahawal-pur	Bahawal-nagar	R.Y. Khan
WHEAT	10 KG.	320.00	322.50	330.00	325.00	325.00	330.00
WHEAT FLOUR FINE/SUPERIOR.	KG.	42.00	41.00	40.00	40.00	40.00	40.00
WHEAT FLOUR AVG. QLTY	KG.	40.00	36.00	38.00	38.00	37.00	39.00
WHEAT FLOUR BAG	10 KG.	380.00	350.00	370.00	380.00	360.00	360.00
MAIDA	KG.	50.00	55.00	50.00	48.00	50.00	50.00
SUJI	KG.	55.00	55.00	50.00	50.00	50.00	50.00
BESAN AV. QLTY.	KG.	160.00	160.00	150.00	162.50	160.00	150.00
RICE BASMATI SUP. QLTY.	KG.	117.50	100.00	120.00	125.00	95.00	110.00
RICE BASMATI 385/386	KG.	72.50	67.50	80.00	95.00	60.00	60.00
RICE BASMATI BROKEN AV.QLTY	KG.	67.50	50.00	70.00	55.00	50.00	70.00
RICE IRRI-6 (SINDH/PUNJAB)	KG.	40.00	50.00	60.00	47.50	40.00	35.00
VERMICELLI	KG.	80.00	70.00	90.00	85.00	80.00	80.00
BREAD PLAIN MEDIUM SIZE	EACH	60.00	40.00	40.00	45.00	40.00	35.00
RUSK (PAPAY)	KG.	200.00	200.00	200.00	220.00	210.00	200.00
BISCUITS-PACKED	PKT	40.00	35.00	40.00	35.00	37.50	35.00
BISCUIT-BAKERY (LOOSE)	250 GM	80.00	80.00	80.00	97.50	70.00	80.00
CORNFLAKS FAUJI 225 GM.	PKT	171.00	210.00	220.00	180.00	180.00	171.00
SAMOSAS (VEGATABLE)	EACH	15.00	17.50	20.00	10.00	20.00	17.00
PASTRY AV.QLTY.	EACH	30.00	30.00	30.00	40.00	25.00	35.00
PATTIES (VEGATABLES)	EACH	15.00	30.00	30.00	20.00	20.00	25.00
NIMCO	250 GM	70.00	60.00	80.00	60.00	80.00	100.00
CHIPS	250 GM	62.50	100.00	40.00	70.00	60.00	128.00
BEEF WITH BONE AV.QLTY.	KG	270.00	300.00	320.00	300.00	280.00	270.00
MUTTON AV.QLTY.	KG	500.00	687.50	600.00	600.00	550.00	550.00
CHICKEN FARM BROILER (LIVE)	KG	140.00	150.00	149.00	138.00	144.00	142.00
FISH-RAHU MEDIUM SIZE	KG	290.00	225.00	350.00	290.00	270.00	300.00
MILK FRESH (UNBOILED)	LTR.	67.50	65.00	70.00	67.50	70.00	60.00
CURD	KG.	77.50	80.00	80.00	80.00	80.00	80.00
MILK TETRA PACK 1/2 LTR.	PKT.	60.00	65.00	60.00	60.00	60.00	65.00
LACTOGEN 400 GRAMS	PKT.	430.00	445.00	440.00	440.00	435.00	425.00
POWDER MILK NIDO 400GM.	PKT	380.00	389.74	380.00	389.74	390.00	375.00
MILK POWDER LOOSE/PACKED	KG.	450.00	550.00	450.00	475.00	550.00	480.00
BUTTER LOCAL PACKED	50 GM.	30.00	30.00	40.00	40.00	21.42	30.00
EGGS FARM	DOZ	90.00	90.00	94.00	90.00	90.00	96.00
MUSTARD OIL AV.QLTY.	KG.	150.00	175.00	180.00	170.00	160.00	170.00
COOKING OIL (DALDA)	2.5LTR	445.00	445.00	445.00	445.00	445.00	445.00
COOKING OIL (PAKWAN) OTHER BRAND SPECIFY	2.5 LTR	410.00	340.00	400.00	395.00	429.16	383.00
VEGETABLE GHEE TIN	2.5KG.	441.25	440.00	445.00	440.00	440.00	440.00
VEGETABLE GHEE (LOOSE)	KG.	162.50	140.00	120.00	145.00	140.00	145.00
DATES AV.QLTY.	KG.	210.00	155.00	180.00	155.00	240.00	160.00
PISTACHIO AV.QLTY.	50 GM.	127.50	120.00	100.00	105.00	120.00	110.00
ALMONDS WHOLE AV.QLTY.	KG.	775.00	600.00	450.00	425.00	800.00	650.00
COCONUT DRY AV.QLTY.	KG.	290.00	255.00	300.00	272.50	310.00	280.00
RAISINS AV.QLTY.	50 GM.	27.50	20.00	30.00	23.00	20.00	18.00
GROUNDNUTS (WITH SHELL)	KG.	160.00	210.00	200.00	230.00	155.00	180.00
MALTA/MOSAMBI	DOZ	95.00	120.00	0.00	100.00	120.00	100.00
KINNU	DOZ	0.00	0.00	0.00	0.00	0.00	0.00
APPLE	KG	120.00	75.00	120.00	105.00	120.00	80.00
ALOO BUKHARA	KG	0.00	0.00	0.00	0.00	0.00	0.00
POMEGRANATE (ANNAR)	KG	155.00	120.00	180.00	200.00	120.00	150.00
GRAPES	KG	175.00	120.00	120.00	215.00	280.00	160.00
BANANAS	DOZ	45.00	50.00	80.00	55.00	50.00	60.00
MANGO KALMI	KG	0.00	0.00	0.00	0.00	0.00	0.00
GUAVA	KG	75.00	110.00	60.00	90.00	80.00	50.00
WATERMELON (TURBOOZ)	KG	0.00	0.00	0.00	0.00	0.00	0.00
MUSKMELON (KHARBOOZA)	KG	0.00	0.00	0.00	0.00	0.00	0.00
SWEETMELON (GARMA)	KG	60.00	80.00	50.00	95.00	50.00	50.00
PULSE MASOOR (WHOLE)	KG.	150.00	135.00	170.00	130.00	140.00	130.00
PULSE MASOOR (WASHED)	KG.	155.00	150.00	160.00	140.00	140.00	140.00
PULSE MOONG (WASHED)	KG.	160.00	130.00	140.00	140.00	135.00	130.00
PULSE MASH (WASHED)	KG.	320.00	275.00	260.00	275.00	240.00	230.00
PULSE GRAM	KG.	160.00	150.00	160.00	165.00	160.00	150.00
GRAM WHOLE BLACK AV.QLTY.	KG.	155.00	155.00	150.00	140.00	140.00	145.00

Contd.

7.11 Intercity Consumer Prices October, 2016

Description	Unit	Vehari	Sargodha	Mianwali	Bahawal-pur	Bahawal-nagar	R.Y. Khan
GRAM WHOLE YELLOW AV.QLTY	KG.	200.00	185.00	200.00	175.00	210.00	200.00
BEANS (LAL LOBIA)	KG.	200.00	145.00	160.00	150.00	160.00	140.00
POTATOES	KG	22.50	50.00	30.00	30.00	30.00	47.00
ONION	KG	25.00	25.00	30.00	30.00	25.00	30.00
TURNIP	KG	0.00	80.00	0.00	55.00	60.00	40.00
RADISH	KG	30.00	45.00	40.00	45.00	30.00	40.00
TOMATOES	KG	60.00	50.00	70.00	60.00	60.00	80.00
CABBAGE	KG	0.00	0.00	0.00	0.00	0.00	0.00
CAULIFLOWER	KG	60.00	75.00	60.00	75.00	60.00	60.00
BRINJAL	KG	45.00	65.00	40.00	40.00	55.00	30.00
PUMPKIN	KG	0.00	0.00	0.00	0.00	0.00	0.00
BOTTLEGOURD	KG	60.00	65.00	80.00	60.00	55.00	60.00
LADY FINGER	KG	80.00	110.00	90.00	65.00	60.00	60.00
PEAS	KG	0.00	0.00	0.00	0.00	0.00	0.00
SPINACH	KG	20.00	35.00	40.00	27.50	25.00	30.00
TINDA	KG	80.00	120.00	40.00	95.00	100.00	60.00
TURAI	KG	60.00	50.00	80.00	85.00	80.00	60.00
KARAILA	KG	90.00	110.00	70.00	115.00	90.00	80.00
ARVI	KG	55.00	75.00	70.00	65.00	60.00	40.00
CHILLIES GREEN	KG	100.00	110.00	140.00	90.00	160.00	60.00
CARROT	KG	0.00	0.00	0.00	0.00	0.00	0.00
COCUMBER (KHEERA)	KG	60.00	80.00	100.00	85.00	75.00	80.00
LEMON	250GM	30.00	27.50	25.00	30.00	40.00	20.00
SUGAR REFINED	KG.	70.00	70.00	72.00	70.00	68.00	66.00
GUR AV.QLTY	KG.	95.00	85.00	100.00	82.50	90.00	85.00
HONEY LANGANESE 500 GM.	BOTTLE	910.00	890.00	960.00	850.00	950.00	800.00
MIL0 200 GM.	BOTTLE	280.00	220.00	230.00	220.00	218.18	195.00
CUSTARD POWDER RAFHAN 300 GM.	PKT	80.00	80.00	80.00	80.00	80.00	80.00
TOFFEE (HILAL)	EACH	2.00	2.00	1.00	1.00	2.00	2.00
CHOWKELATE CANDY (SMALL SIZE)	EACH	5.00	5.00	6.00	5.00	5.00	5.00
SWEETMEAT (MIXED)	KG	320.00	280.00	320.00	355.00	280.00	370.00
ICE CREAM WALLS	CUP.	45.00	40.00	45.00	40.00	40.00	45.00
ICE	KG	7.50	9.00	5.00	8.50	10.00	10.00
JAM AHMED/MITCHELLES	BOTTLE	140.00	135.00	140.00	140.00	140.00	140.00
SQUASH-MITCHELLES	BOTTLE	147.50	160.00	160.00	160.00	165.00	160.00
ROOH AFZA	BOTTLE	160.00	160.00	170.00	160.00	160.00	160.00
JAM-E-SHIREEN	BOTTLE	170.00	165.00	170.00	170.00	170.00	170.00
SAUNF	50 GM	17.50	15.00	20.00	22.00	20.00	15.00
CINAMON LOOSE AV. QLTY	50 GM.	22.50	30.00	20.00	20.00	20.00	25.00
CUMINSEED WHITE NATIONAL	50 GM.	54.00	52.00	52.00	52.00	55.00	54.00
PEPPER BLACK NATIONAL	50 GM.	100.00	100.00	100.00	100.00	100.00	100.00
CLOVES LOOSE AV.QLTY	50 GM.	100.00	120.00	100.00	105.00	100.00	90.00
CARDAMOM LARGE LOOSE AV.QLTY	50 GM.	175.00	190.00	120.00	137.50	172.50	160.00
CARDAMOM SMALL AV.QLTY	50 GM.	110.00	100.00	120.00	115.00	100.00	100.00
SALT-POWDERED (LAHORI) LOOSE	KG.	12.00	10.00	10.00	12.00	10.00	10.00
SALT POWDERED (NATIONAL/SHAN)	PKT	25.00	25.00	25.00	25.00	25.00	25.00
CHILLIES POWD.NATIONAL 200GM	PKT	105.00	105.00	105.00	105.00	105.00	105.00
CHILLIES POWDER LOOS	KG.	260.00	295.00	320.00	225.00	240.00	280.00
CORRIANDER SEED POWD.NATIONAL	PKT	104.00	108.00	104.00	104.00	104.00	78.00
CORRIANDER SEED (LOOSE)	KG.	310.00	275.00	280.00	312.50	240.00	240.00
TURMERIC POWD.NATIONAL 50GM	PKT.	35.00	35.00	35.00	35.00	35.00	35.00
CURRY POWD. NATIONAL 200 GM	PKT.	87.00	87.00	87.00	87.00	86.00	86.00
TOMATO KETCHUP AHMED/MITCHL	BOTTLE	105.00	95.00	90.00	70.00	120.00	120.00
PICKLES AHMED/MITCHELLES	BOTTLE	130.00	105.00	110.00	105.00	120.00	120.00
VINEGAR SYNTHETIC (SIRKA)	BOTTLE	85.00	50.00	70.00	85.00	90.00	85.00
GARLIC	KG	280.00	280.00	300.00	320.00	300.00	280.00
GINGER	KG	120.00	105.00	160.00	120.00	120.00	100.00
TAPAL DANEDAR TEA 200GM PACKET	PKT	157.89	157.89	155.00	157.89	157.89	158.00
TEA LIPTON YELLOW LABEL 200GM.	PKT.	157.21	157.89	157.89	157.89	157.89	158.00
TEA LOOSE KENYA AV.QLTY 250GM.	PKT.	150.00	160.00	140.00	132.50	140.00	130.00
COFFEE-NESCAFE 75 GM. **	BOTTLE	350.00	315.00	320.00	330.00	350.00	330.00
COLD DRINK (STANDARD SIZ)	BOTTLE	25.00	25.00	25.00	25.00	25.00	25.00
FRUIT JUICE TETRA PACK	PKT.	20.00	22.50	20.00	15.00	20.00	15.00

Contd.

7.11 Intercity Consumer Prices October, 2016

Description	Unit	Vehari	Sargodha	Mianwali	Bahawal-pur	Bahawal-nagar	R.Y. Khan
MINERAL WATER NESTLE 1.5 LTR	BOTTLE	50.00	50.00	50.00	50.00	50.00	50.00
CIGARETTES K-2 10'S **	PKT	65.00	65.00	0.00	57.00	60.00	65.00
CIGARETTES CAPSTAN 10'S **	PKT	70.00	70.00	70.00	65.00	70.00	70.00
CIGARETTES GOLD LEAF 20'S	PKT	130.00	130.00	130.00	120.00	130.00	130.00
CIGARETTES MORVEN GOLD 20'S	PKT	70.00	70.00	70.00	70.00	70.00	70.00
BETEL LEAVES	50GM.	80.00	80.00	80.00	105.00	70.00	60.00
BETEL NUTS	KG.	400.00	350.00	360.00	355.00	350.00	320.00
LONG CLOTH 57" GUL AHMED/AL-KARAM	METER	210.00	235.00	200.00	180.00	270.00	270.00
SHIRTING AV.QLTY.	METER	190.00	140.00	150.00	115.00	200.00	220.00
PANT CLOTH W & WEAR AV.QLTY	METER	550.00	550.00	400.00	525.00	550.00	500.00
LAWN PRINTED GUL AHMED/AL-KARAM	METER	355.00	360.00	200.00	383.50	360.00	360.00
GEORGETTE AV.QLTY	METER	325.00	135.00	105.00	110.00	250.00	250.00
LINEN AV.QLTY ***	METER	247.50	145.00	140.00	125.00	280.00	260.00
HEAVY WT SUITING LAWERNCPUR AVG QLTY	METER	1200.00	950.00	950.00	1600.00	1500.00	1300.00
HEAVY WT SUITING LAWERNCPUR SUP QLTY	METER	1950.00	1350.00	1200.00	2255.00	2000.00	1600.00
TROPICAL SUITING LAW.PUR	METER	1000.00	1100.00	950.00	1470.00	1400.00	1100.00
PANT BOY 24"/26" LENGTH.	EACH	637.50	450.00	350.00	462.50	550.00	500.00
SHIRT BOY 24"/26" LENGTH	EACH	412.50	312.50	300.00	387.50	490.00	500.00
SCHOOL UNI. PANT,SHIRT BOYS	SUIT	475.00	525.00	600.00	725.00	1000.00	1000.00
SCHOOL UNI. KAMEEZ,SHAL.BOYS	SUIT	500.00	475.00	600.00	725.00	950.00	700.00
SCHOOL UNI. KAMEEZ,SHAL.GIRL	SUIT	525.00	475.00	700.00	687.50	950.00	800.00
FROCK W/WEAR GIRLS	EACH	825.00	1000.00	1000.00	3000.00	1600.00	1000.00
AWAMI-SUIT W & W(BOY) 24"/26	SUIT	875.00	750.00	1400.00	775.00	1562.50	1550.00
AWAMI-SUIT W&W (GENTS)AV.QLTY	SUIT	1250.00	1900.00	1400.00	1150.00	1800.00	1585.00
PULLOVER GENTS OXFORD/BON.	EACH	3000.00	3300.00	2300.00	2890.00	3190.00	3190.00
PULLOVER LADIES OXFORD/BON.	EACH	3000.00	2300.00	2300.00	2500.00	3090.00	2890.00
PULLOVER (GENTS) OTHERS A.QTY	EACH	790.00	925.00	800.00	950.00	1400.00	800.00
SECOND-HAND COAT FOR MEN	EACH	175.00	250.00	420.00	1150.00	700.00	425.00
SECONDHAND SWEETER FOR MEN DUP QLTY	EACH	100.00	225.00	150.00	425.00	400.00	175.00
SECONDHAND WINTER JACKET	EACH	245.00	325.00	300.00	650.00	500.00	325.00
UNDERWEAR AV.QLTY MEDIUM SIZE	EACH	87.50	110.00	150.00	110.00	200.00	225.00
VEST FOR MEN AV.QLTY.	EACH	115.00	110.00	170.00	187.50	220.00	230.00
VEST/SHAMEEZ (WOMEN) AVG. QLTY	EACH	137.50	100.00	150.00	175.00	200.00	175.00
SOCKS NYLON (PAKISTANI)	PAIR	77.50	110.00	100.00	115.00	120.00	125.00
BRASSIER AV.QLTY.	EACH	95.00	110.00	200.00	160.00	240.00	245.00
BRASSIER SUP QLTY	EACH	250.00	490.00	600.00	387.50	650.00	650.00
DOPATTA GEORGETTE AV.QLTY.	EACH	390.00	260.00	200.00	337.50	450.00	450.00
DOPATTA COTTON AV GLTY	EACH	245.00	250.00	180.00	337.50	400.00	250.00
CHADDAR (W/WEAR) (2x2.5 MTR)	EACH	525.00	350.00	300.00	425.00	650.00	450.00
LUNGI/DHOTI(COTTON) AVG. QLTY	EACH	300.00	275.00	300.00	287.50	400.00	300.00
HANDKERCHIEF AVG. QLTY PAK	EACH	45.00	35.00	50.00	32.50	60.00	35.00
HANDKERCHIEF SUP. QLTY PAK	EACH	72.50	70.00	60.00	100.00	70.00	60.00
GLOVES AV QLTY	PAIR	72.50	110.00	115.00	115.00	150.00	175.00
AZARBAND COTTON AVG. QLTY	EACH	17.50	17.50	15.00	17.50	15.00	15.00
SEWING THREAD/REEL(ASLI PARI)	EACH	7.00	6.00	6.00	5.00	6.00	6.00
WASHING CHARGES PAINT & SHIRT	SUIT	95.00	160.00	150.00	125.00	70.00	70.00
DRY CLEANING SUIT COAT PANT	SUIT	350.00	375.00	392.50	487.50	350.00	400.00
WASHING CH. (KAMIZ-SHALWAR)	PAIR	80.00	100.00	70.00	95.00	60.00	70.00
TAILORING SHIRT	EACH	400.00	400.00	300.00	475.00	300.00	500.00
TAILORING CHARGES PANT (MEN)	EACH	725.00	800.00	500.00	650.00	500.00	500.00
TAILORING COAT-PANT SUIT	SUIT	6000.00	3750.00	3050.00	6250.00	4000.00	4000.00
TAILORING AWAMI-SUIT (MALE)	SUIT	525.00	550.00	500.00	600.00	500.00	700.00
TAILORING SUIT FEMALE	SUIT	475.00	650.00	300.00	525.00	400.00	600.00
GENTS SHOES PAUL BATA	PAIR	1199.00	1299.00	1199.00	1199.00	1199.00	1199.00
GENTS SANDAL BATA	PAIR	699.00	699.00	699.00	699.00	699.00	699.00
GENTS SPOUNG CHAPPAL BATA	PAIR	199.00	199.00	199.00	199.00	199.00	199.00
LADIES SANDAL BATA	PAIR	499.00	499.00	499.00	499.00	499.00	499.00
LADIES SPOUNG CHAPPAL BATA	PAIR	179.00	179.00	179.00	179.00	179.00	179.00
CHILD SHOE POWER LITE BATA	PAIR	599.00	599.00	599.00	599.00	599.00	599.00
GENTS SHOE, ART 1109 SERVICE	PAIR	999.00	999.00	999.00	999.00	999.00	999.00
NYLON JOGGER 27 SIZE 2-5 ***	PAIR	1299.00	1299.00	1299.00	1299.00	1299.00	1299.00
CHINA FOOT WEAR AV. QLTY (MALE) *	PAIR	675.00	575.00	400.00	1150.00	500.00	500.00
CHINA FOOT WEAR AV. QLTY (FEMALE) *	PAIR	425.00	550.00	400.00	1150.00	400.00	400.00

Contd.

7.11 Intercity Consumer Prices October, 2016

Description	Unit	Vehari	Sargodha	Mianwali	Bahawal-pur	Bahawal-nagar	R.Y. Khan
CHINA FOOT WEAR AV. QLTY (CHILDREN) *	PAIR	387.50	400.00	400.00	875.00	400.00	400.00
SHOE REPAIR HALF SOLE	PAIR	65.00	150.00	80.00	110.00	100.00	100.00
SHOES POLISH CHARGES AVERAGE SHOP	PAIR	25.00	20.00	15.00	20.00	22.50	25.00
HOUSE RENT (combined)	MONTH	5179.00	6423.00	4344.00	8279.00	4582.00	4693.00
rent 2	pm	5179.00	6423.00	4344.00	8279.00	4582.00	4693.00
RENT3	PM	5179.00	6423.00	4344.00	8279.00	4582.00	4693.00
RENT4	PM	5179.00	6423.00	4344.00	8279.00	4582.00	4693.00
RENT5	PM	5179.00	6423.00	4344.00	8279.00	4582.00	4693.00
RENT6	PM	5179.00	6423.00	4344.00	8279.00	4582.00	4693.00
SYNTHETIC ENEMAL ROBIALAC BALTI 3.64 LTR.	EACH	2258.00	1947.74	1700.00	2258.00	2262.00	2262.00
SYNTHETIC ENEMAL ICI BALTI 3.64 LTR.	EACH	2191.00	2135.00	1975.00	2184.00	2191.00	2191.00
CEMENT (LOCAL) SPECIFY BRAND NAME	BAG	527.50	540.00	530.00	540.00	520.00	520.00
BRICKS (NEW) IST CLASS	P/1000	5250.00	7250.00	5600.00	5000.00	5200.00	6500.00
CEMENT BLOCKS (6"x8"x12")	P/100	0.00	0.00	0.00	0.00	0.00	3500.00
BAJREE	100CFT	5550.00	4000.00	3000.00	5200.00	5500.00	5500.00
SAND (BLACK PIT SAND)	K100CFT	1600.00	1450.00	2500.00	2300.00	2000.00	2000.00
TIMBER SHESHAM LOG IST QUALITY	cubmt.	51502.00	63566.00	52000.00	49440.50	56501.00	56494.00
IRON BAR (M.S. BAR) 1/2"	P/TON	70500.00	60000.00	62000.00	68750.00	61000.00	59500.00
CARPANTER WAGE RATE	P/DAY	575.00	800.00	1000.00	675.00	700.00	800.00
MASON (RAJ) WAGE RATE	P/DAY	687.50	1000.00	1000.00	775.00	700.00	800.00
UNSKILLED LABOUR WAGE RATE	P/DAY	350.00	600.00	500.00	450.00	400.00	400.00
PLUMBER WAGE RSTE	P/DAY	700.00	1000.00	1000.00	700.00	700.00	800.00
ELECTICIAN WAGE RATE PER DAY **	P/DAY	650.00	900.00	1000.00	0.00	700.00	0.00
ELECTICIAN WAGE RATE PER POINT **	P/PNT	70.00	120.00	75.00	110.00	100.00	100.00
WATER CHARGES PER HOUSE	P/MONTH	50.00	125.00	100.00	60.00	100.00	70.00
ELECT.CHARGES UPTO 50 UNITS	P/UNIT	2.00	2.00	0.00	2.00	2.00	2.00
ELECT.CHARGES 01 - 100 UNIT	P/UNIT	6.18	6.18	6.18	6.18	6.18	6.18
ELECT.CHARGES 101 - 300 UNIT	P/UNIT	9.54	9.54	9.54	9.54	9.54	9.54
ELECT.CHARGES 301 - 1000 UNIT	P/UNIT	16.39	16.39	16.39	16.39	16.39	16.39
ELECT.CHARGES ABOVE 1000 UNIT	P/UNIT	18.39	18.39	18.39	18.39	18.39	18.39
ELEC	PM	10.50	10.50	10.50	10.50	10.50	10.50
GAS CHRg upto 3.3719 MMBUT	MMBTU	128.70	128.70	0.00	128.70	128.70	128.70
GAS CHRg 3.3719 - 6.7438 MMBUT	MMBTU	257.40	257.40	0.00	257.40	257.40	257.40
GAS CHRg 6.7438 - 10.1157 MMBUT	MMBTU	257.40	257.40	0.00	257.40	257.40	257.40
GAS CHRg10.1157 - 13.4876 MMBUT	MMBTU	702.00	702.00	0.00	702.00	702.00	702.00
GAS	PM	702.00	702.00	0.00	702.00	702.00	702.00
GAS	PM	409.50	409.50	0.00	409.50	409.50	409.50
KEROSENE OIL	LTR	90.00	75.00	75.00	66.00	80.00	90.00
FIREWOOD WHOLE	40 KG.	470.00	500.00	400.00	625.00	500.00	500.00
CHAIR SHESHAM WOOD WITH ARMS **	EACH	2150.00	2900.00	1800.00	2900.00	3000.00	1400.00
CHAIR PLASTIC (CHAIRMAN) AVERAGE QUALITY	EACH	650.00	950.00	800.00	1450.00	850.00	850.00
TABLE SHESHAM WOOD (4X2X5") ***	EACH	3100.00	4100.00	3600.00	7800.00	10000.00	6000.00
SOFASET WOODEN WITH FOAM SEAT **	SET	15500.00	18000.00	15000.00	30000.00	16000.00	20000.00
COT IRON (WITH NIWAR)AV.QLTY.	EACH	1550.00	2100.00	2000.00	3900.00	2200.00	2500.00
ALMIRAH (STEEL) 6'X3' 20 GUAGE	EACH	12500.00	11000.00	8500.00	14500.00	12000.00	8000.00
DINNING TABLE 6 CHAIRS A.QLTY	SET	30000.00	24500.00	14000.00	33000.00	25000.00	30000.00
SINGLE BED WITHOUT FOAM MED.	EACH	5750.00	5750.00	4000.00	9250.00	6500.00	6500.00
MATRESS SINGLE(4"THICK)	EACH	5000.00	5000.00	4500.00	5700.00	5700.00	5700.00
FARSHI DARI 12'X9' AV.QLTY	EACH	1275.00	1350.00	1500.00	1950.00	1500.00	1300.00
DARI COTTON (6'x2 1/2') AV.QL	EACH	375.00	550.00	725.00	1550.00	800.00	450.00
CARPET PLAIN AV. QLTY	SQFT.	25.00	37.50	60.00	27.50	42.00	35.00
QUILT (LIHAF) 3 KG. COTTON	EACH	950.00	1700.00	1200.00	1350.00	1200.00	800.00
BLANKET (90" x 54")	EACH	4750.00	5000.00	3500.00	4900.00	4400.00	4000.00
BEDSHEET SINGLE BED SUP.QLTY	EACH	625.00	800.00	500.00	1450.00	700.00	500.00
BED SHEET DOUBLE WITH TWO PILLOW COVERS SUP QLTY	SET	1225.00	1350.00	850.00	2250.00	2500.00	1800.00
TOWEL(3'x2') AV. QALTY	EACH	285.00	190.00	300.00	187.50	450.00	300.00
CEILING FAN 48" SUPER QLTY **	EACH	3000.00	3750.00	3350.00	2600.00	3395.00	3000.00
PEDESTAL FAN 22" SUPER QLTY	EACH	4500.00	4350.00	4000.00	4000.00	4870.00	4300.00
REFG. DAWLENCE 10 CFT. D.DOOR	EACH	30400.00	30000.00	28500.00	30700.00	32400.00	30500.00
D-FREEZER WAVES 8 CFT.	EACH	34500.00	30000.00	28500.00	31000.00	31650.00	29000.00
AIRCONDITIONER 1.5 TON PEL	EACH	35000.00	35000.00	41000.00	38500.00	38500.00	41000.00
SPLIT AIR CONDITIONER 1.5 TON (SPECIFY BRAND NAME)	EACH	47400.00	43500.00	41000.00	47400.00	47000.00	43000.00
AIRCOOLER SUPER ASIA	EACH	14800.00	14750.00	10000.00	14600.00	16500.00	11375.00

Contd.

7.11 Intercity Consumer Prices October, 2016

Description	Unit	Vehari	Sargodha	Mianwali	Bahawal-pur	Bahawal-nagar	R.Y. Khan
WASHING MACHINE SINGER	EACH	15600.00	16500.00	15000.00	18650.00	15850.00	17000.00
SEWING MACHINE(SINGER)	EACH	6050.00	5810.00	5210.00	5995.00	6200.00	6900.00
GIZER LARGE SIZE 30 GALLON CAPACITY SUP QLTY	EACH	23000.00	19500.00	14800.00	18000.00	17500.00	17200.00
GAS BURNER DOUBLE SPFY.BRAND	EACH	1650.00	1900.00	1550.00	1750.00	2200.00	2000.00
ELECT. IRON PHILIPS MDL.1120	EACH	2250.00	2500.00	1600.00	1400.00	2000.00	2200.00
ELECTRIC JUICER FOR APPLE	EACH	7800.00	4250.00	6500.00	4800.00	6000.00	4350.00
S.STEEL DEGHCHI MEDIUM SIZE ***	EACH	750.00	475.00	525.00	1150.00	570.00	570.00
ALUMINIUM COOKING PAN (DEGCHI) MED SIZE	EACH	595.00	475.00	500.00	1050.00	1500.00	1500.00
NON STICK COOKING PAN (DEGCHI) SUP. QLTY	EACH	765.00	825.00	800.00	2100.00	1600.00	1600.00
FRYING PAN STEEL AVG. QLTY MED. SIZE	EACH	310.00	245.00	350.00	700.00	570.00	570.00
TAWA IORN (MEDIUM SIZE) AVG. QLTY	EACH	325.00	220.00	350.00	350.00	350.00	235.00
S.STEEL PLATE A.QLTY.(M.SIZE)	EACH	77.50	55.00	90.00	95.00	75.00	75.00
TABLE SPOON S.STEEL SUP.QLTY.	DOZEN	445.00	525.00	300.00	587.50	450.00	360.00
WATER SET JUG+6 GLASSES (OMROC)	SET	487.50	500.00	600.00	675.00	415.00	412.00
TEA SET PAK. CHINAWARE 21 PCS.	SET	2000.00	1900.00	1500.00	2300.00	1950.00	2100.00
DINNER SET PLASTIC 72 PIECES SUPERIOR QLTY	SET	5800.00	5500.00	7000.00	7250.00	7800.00	7400.00
HOTPOT SET PLASTIC 3 PCS.	SET	1475.00	1450.00	1200.00	2050.00	1250.00	1250.00
BUCKET(BALTI) PLASTIC MED.SIZ	EACH	325.00	375.00	300.00	462.50	370.00	220.00
LOTA PLASTIC (MED SIZE) AVERAGE QUALITY	EACH	55.00	50.00	70.00	75.00	80.00	50.00
PRESURE COOKER 4 LTR.	EACH	1675.00	1300.00	1225.00	2100.00	1580.00	1580.00
WATER COOLER 9/10 LTR.PLASTIC ***	EACH	675.00	675.00	800.00	975.00	600.00	480.00
THERMOS STARVAC 1 LTR	EACH	475.00	450.00	400.00	600.00	450.00	450.00
BULB PHILIPS 100-WATTS	EACH	31.25	30.00	30.00	30.00	30.00	30.00
TUBE LIGHT PHILIPS 40 WATTS	EACH	100.00	100.00	110.00	100.00	100.00	100.00
ELECTRIC BLUBS "0" WATTE LOCAL	EACH	20.00	27.50	20.00	20.00	20.00	25.00
ELECTRIC BLUB ENERGY SAVER 14 WATTS	EACH	165.00	175.00	150.00	167.50	170.00	175.00
WASHING SOAP 250 GMS SPECIFY BRAND NAME	EACH	40.00	40.00	35.00	40.00	40.00	40.00
SURF EXCEL 400 GMS POLY BAG	EACH	130.00	104.00	130.00	104.00	104.00	130.00
WASHING POWDER 1000 GRM	EACH	185.00	150.00	150.00	185.00	185.00	185.00
WASHING POWDER (WHEEL/ BONUS) 100 GRAMS	EACH	90.00	90.00	125.00	90.00	90.00	90.00
CLEANSER POWDER VIM 1000 GM	PKT.	83.33	77.77	75.00	83.33	83.33	83.30
FINIS 500 ML	BOTTLE	160.00	218.75	0.00	237.50	250.00	200.00
PHNYLE TYPHONE/FINIS/CARRANITE 3 LITRES	BOTTLE	145.00	150.00	170.00	165.00	160.00	160.00
HARPIC	BOTTLE	150.00	150.00	150.00	150.00	150.00	150.00
BOOT POLISH CHERRY/KIWI 50ML	EACH	125.00	105.00	105.00	125.00	105.00	105.00
ROBIN BLUE (35 GRAMS)	PKT.	55.00	55.00	55.00	55.00	50.00	50.00
TISSU PAPER PERFUMED 100 PCS.	PKT	110.00	105.00	135.00	110.00	120.00	110.00
TOILET PAPER ROLL (R.PETEL)	P/ROLL	40.00	37.50	40.00	40.00	40.00	40.00
BOOT POLISH LIQUID CHEERY BLOSSOM KIWI 75 ML	BOTTLE	150.00	150.00	130.00	150.00	150.00	150.00
MATCH BOX SMALL	EACH	3.00	2.50	2.00	2.50	2.00	2.00
DRY CELL 1.5 VOLT(LOCAL)	EACH	25.00	25.00	25.00	20.00	30.00	25.00
HAND STITCHING NEEDLE M.SIZE	PACKET	10.00	10.00	9.00	10.00	6.00	6.00
SEWING MACHINE NEEDLE (SINGER)	EACH	5.00	5.00	5.00	5.00	8.50	8.50
HOUSEHOLD SERVANT FEMALE P/T	P/MNTH	1500.00	3750.00	2500.00	2000.00	2000.00	1500.00
MARRIAGE HALL WITH FURNITURE	P/HEAD	125.00	170.00	60.00	95.00	105.00	90.00
SEPTRAN TABLETS	10TAB.	19.30	20.00	19.00	19.30	19.30	19.30
BRUFEN TABS 200-MG.	10TAB.	8.90	10.00	10.00	10.00	10.00	10.00
PANADOL TAB. EXTRA/PLAIN	10TAB.	12.00	12.00	12.00	12.00	12.00	12.00
DISPRIN TAB.	10TAB.	12.40	12.00	12.40	12.40	12.40	12.40
TRISIL TAB.	10 TAB	10.00	10.00	10.00	10.00	10.00	10.00
FLAGYL TAB. 200 MG.	10TAB.	10.00	11.20	10.00	10.00	10.00	10.00
VENTOLIN TAB. 2MG.	10TAB.	9.90	10.00	10.00	10.00	10.00	10.00
DAONIL TAB. 5 MG.	10TAB.	16.92	17.00	17.00	16.92	17.00	16.66
ENTOX TAB.	10TAB.	15.00	15.00	15.00	15.00	15.00	15.00
RENITEC TAB. 5 MG.	10TAB.	58.50	58.50	58.50	58.50	58.50	58.50
CAC. 1000 TAB	BOTTLE	122.00	122.00	122.00	122.00	122.00	122.00
AMOXIL CAPSOLE 250 MG.S	10CAP.	35.70	36.00	35.60	35.60	35.70	35.70
CALCIUM SYRUP SANDOZ	BOTTLE	64.00	64.00	64.00	64.00	64.00	64.00
LEDERPLEX SYRUP	BOTTLE	52.74	52.00	52.74	52.74	52.74	52.74
SANCOS SYRUP (50 ML.)	BOTTLE	30.00	30.00	30.00	30.00	30.00	30.00
PHENERGAN SYRUP 120 ML.	BOTTLE	33.00	33.00	33.00	33.00	33.00	33.00
CALPOL SYRUP 60 ML.	BOTTLE	28.00	28.00	28.00	28.00	28.00	28.00
HYDRYLLIN SYRUP 120 ML.	BOTTLE	69.00	69.00	69.00	69.00	69.00	69.00

Contd.

7.11 Intercity Consumer Prices October, 2016

Description	Unit	Vehari	Sargodha	Mianwali	Bahawal-pur	Bahawal-nagar	R.Y. Khan
POLYFAX EYE OINTMENT	TUBE	21.00	21.00	21.00	21.00	21.00	21.00
BETNESOL EYE DROPS	BOTTLE	33.89	33.89	33.89	33.89	33.89	33.87
EAR DROPS (CARDISPORINE) ***	BOTTLE	21.00	25.00	21.00	21.00	21.00	21.00
BETNOVATE-N OINTMENT 5 GMS	TUBE	16.67	17.00	16.00	16.68	16.00	16.00
BURNOL CREAM 30 GRM	TUBE	16.00	16.00	16.00	16.00	16.00	16.00
VICKS VAPORUB/BALM	BOTTLE	36.00	36.00	36.00	36.00	36.00	36.00
GLYCRINE SMALL BOTTLE	BOTTLE	20.00	20.00	25.00	20.00	25.00	14.00
JOUHAR JOSHANDA	PKT.	10.00	8.00	8.00	8.00	10.00	10.00
GALXOS-D (450 GRMS)	PKT.	157.50	157.50	140.00	157.50	157.50	157.50
GRIPE-WATER WOODWARDS	BOTTLE	55.00	55.00	55.00	55.00	55.00	55.00
SANIPLAST ONE PUTTY	EACH	1.40	2.00	2.00	2.00	1.50	1.50
O.R.S. (NIMCOL)	PKT.	18.00	19.00	17.00	18.00	17.00	18.00
DETTOL (MEDIUM)	BOTTLE	56.16	55.76	65.00	65.00	65.00	56.18
COTTON BANDAGE 2" - 4"	EACH	10.00	5.00	10.00	7.00	10.00	8.00
THERMOMETER CHINA	EACH	45.00	50.00	50.00	50.00	50.00	40.00
DOCTOR (MBBS) CLINIC FEE	P/PAT.	100.00	175.00	300.00	200.00	300.00	300.00
URINE TEST (DR) CHARGES	P/TEST	50.00	50.00	100.00	90.00	50.00	60.00
BLOOD TEST (CP) CHARGES	P/TEST	225.00	300.00	250.00	225.00	120.00	100.00
SUGAR TEST (RANDOM/FASTING BOTH) CHARGES	P/TEST	60.00	100.00	140.00	120.00	100.00	150.00
ECG CHARGES	P/TEST	200.00	225.00	225.00	200.00	150.00	150.00
X-RAY (CHEST) CHARGES	P/X-RAY	300.00	350.00	350.00	250.00	200.00	250.00
CAR SUZUKI 800 CC (W/O. A/C)	EACH	640000.00	660000.00	625000.00	660000.00	645000.00	640000.00
CAR SUZUKI 1000 CC	EACH	1094000.00	1050000.00	1050000.00	1149000.00	1044000.00	1070200.00
CAR TOYOTA 1300 CC	EACH	0.00	1665000.00	1441000.00	1658000.00	0.00	1620000.00
CAR HONDA CIVIC	EACH	0.00	2349000.00	0.00	0.00	2125000.00	2150000.00
MOTORCYCLE HONDA CD-70.	EACH	63500.00	63500.00	63500.00	63500.00	63500.00	63500.00
MOTORCYCLE YAMAHA 100CC.	EACH	79500.00	79500.00	79500.00	80500.00	84500.00	85000.00
MOTOR CYCLE HERO 70 CC	EACH	43000.00	42500.00	0.00	47500.00	50000.00	50000.00
BICYCLE WITH TYRES & TUBES	EACH	7200.00	7800.00	7500.00	7350.00	7800.00	7900.00
TYRE CAR WITH TUBE GENERAL	EACH	3700.00	2700.00	3200.00	3800.00	2500.00	2500.00
TYRE MOTOR CYCLE WITHOUT TUBE	EACH	875.00	875.00	1250.00	1125.00	1000.00	925.00
TYRE CYCLE SPECIFY BRAND NAME	EACH	355.00	350.00	350.00	350.00	350.00	350.00
TYRE CAR W/O TUBE	EACH	2650.00	3250.00	2800.00	3500.00	2500.00	2500.00
PETROL SUPER	LITRE	65.10	64.80	65.90	65.45	65.70	66.40
HIGH SPEED DIESEL HSD	LITRE	73.30	72.95	73.90	74.10	74.40	74.90
CNG	K.G.	67.50	67.50	0.00	67.50	67.50	67.50
GAS CYLINDER STAND. SIZE	EACH	1050.00	1050.00	1100.00	1100.00	1040.00	1100.00
MOTOR CYCLE SERVICE CHARGES	EACH	175.00	300.00	300.00	385.00	250.00	250.00
CAR SERVICE CHARGES	EACH	275.00	325.00	400.00	375.00	250.00	300.00
TYRE PUNCTURE CHARGES	EACH	50.00	80.00	100.00	70.00	90.00	60.00
CYCLE OVERHAULING CHARGES	EACH	195.00	325.00	350.00	200.00	300.00	150.00
CAR TAX FOR 800CC TO 1300CC	YEARLY	2650.00	2650.00	2650.00	2650.00	2650.00	2650.00
TRAIN FARE ECO. 1-100 KM.	P/KM.	0.68	0.68	0.68	0.68	0.00	0.68
TRAIN FARE ECO. 101-500 KM.	P/KM.	0.98	0.98	0.98	0.98	0.00	0.98
TRAIN FARE ECO. > 500 KM.	P/KM.	0.89	0.89	0.89	0.89	0.00	0.89
TRAIN FARE IST SLP. 1-100KM	P/KM.	2.10	2.10	2.10	2.10	0.00	2.10
TRAIN FARE IST SLP.101-500 KM	P/KM.	2.59	2.59	2.59	2.59	0.00	2.59
TRAIN FARE IST SLP. > 500 KM	P/KM.	1.99	1.99	1.99	1.99	0.00	1.99
TRAIN FARE A/C SLP. 1-100KM.	P/KM.	5.76	5.76	5.76	5.76	0.00	5.76
TRAIN FARE A/C SLP.101-500KM	P/KM.	4.59	4.59	4.59	4.59	0.00	4.59
TRAIN FARE A/C SLP > 500KM.	P/KM.	4.16	4.16	4.16	4.16	0.00	4.16
PLATEFORM TICKET	EACH	10.00	10.00	10.00	10.00	0.00	10.00
AUTO RICKSHAW FARES	KM/MIN	35.00	50.00	60.00	80.00	50.00	40.00
FULL TONGA CHARGES	KM/MIN	0.00	0.00	75.00	70.00	0.00	0.00
TAXI 4 SEATER FARE	KM/MIN	50.00	50.00	50.00	60.00	100.00	90.00
BUS FARE MIN (WITHIN CITY)	TICKET	0.00	9.00	0.00	0.00	0.00	0.00
BUS FARE MAX (WITHIN CIT	TICKET	0.00	21.00	0.00	0.00	0.00	21.00
BUS FARE OUTSIDE CITY	P/KM.	0.86	0.86	0.86	0.86	0.86	0.86
A/C BUS FARE OUTSIDE CITY	P/KM.	1.37	2.00	1.20	1.51	1.00	1.33
MINIBUS FARE MIN.WITH IN CITY	TICKET	0.00	0.00	0.00	0.00	0.00	0.00
MINIBUS FARE MAX.WITH IN CITY	TICKET	0.00	0.00	0.00	0.00	0.00	0.00
SUZUKI FARE MIN.WITH IN CITY	TICKET	0.00	13.75	15.00	12.00	10.00	0.00
SUZUKI FARE MAXIMUM W.IN CITY	TICKET	0.00	15.00	25.00	18.00	25.00	0.00

Contd.

7.11 Intercity Consumer Prices October, 2016

Description	Unit	Vehari	Sargodha	Mianwali	Bahawal-pur	Bahawal-nagar	R.Y. Khan
AIR FARE ECONOMY CLASS.	P/KM.	0.00	19.26	0.00	19.26	0.00	0.00
POSTAL ENVELOPE DOMESTIC	EACH	8.00	8.00	8.00	8.00	8.00	8.00
ENVELOPE FOR SAUDI ARABIA	EACH	50.00	50.00	50.00	50.00	50.00	50.00
POSTAL REGISTRATION CHARGES	EACH	38.00	38.00	30.50	38.00	38.00	38.00
U.M.S. REG CHARGES MIN.	EACH	59.00	59.00	59.00	59.00	59.00	59.00
T.C.S. CH. MIN.WITH IN ZONE	EACH	160.00	150.00	160.00	160.00	160.00	150.00
TELEPHONE CHARGES LOCAL CALL	P/CALL	3.94	3.94	3.94	3.94	3.94	3.94
TEL CHARGES OUT SIDE CITY	P/CALL	3.94	3.94	3.94	3.94	3.94	3.94
INTERNET CHARGES	P/HOUR	50.00	40.00	45.00	50.00	27.50	27.50
MOBILE CELL CHARGES	P/UNIT	3.00	3.00	3.00	4.50	3.06	3.06
FAX CHARGES (LOCAL)	P/PAGE	20.00	25.00	15.00	15.00	20.00	10.00
TELEPHONE SET AV. QLTY	EACH	1275.00	900.00	525.00	1150.00	800.00	650.00
MOBILE SET NOKIA/SONY/ERICSON/SAMSUNG WITHOUT CAMERA	EACH	3155.00	2600.00	3200.00	5200.00	3650.00	3650.00
T.V. 20" COLORED WEGA H-A21.	EACH	19000.00	22000.00	23250.00	23800.00	18000.00	17500.00
T.V 20" COLOR CHINA/KORIA)	EACH	6650.00	6500.00	14250.00	15300.00	13000.00	12000.00
V.C.P. PANASONIC/LG/NAT	EACH	0.00	0.00	6500.00	5500.00	5000.00	0.00
DVD/VCD PLAYER PANASONIC/LG	EACH	4100.00	5750.00	4500.00	4950.00	5000.00	5500.00
RADIO WITH C.PLAYER NATIONAL	EACH	1500.00	4500.00	3000.00	2100.00	1800.00	1250.00
PERSONNEL COMPUTER (BRANDED)	EACH	45000.00	20000.00	43250.00	35000.00	65000.00	63000.00
VID. CASSETTE BLK. TDK/SONY	EACH	280.00	165.00	150.00	200.00	180.00	100.00
COM. C.D. (TDK/IMATION)	EACH	77.50	55.00	30.00	45.00	50.00	35.00
TAPE RECORDER CASSETTE BLANK	EACH	75.00	50.00	50.00	55.00	50.00	40.00
VIDEO GAME SEGA 16 BYTE	EACH	1200.00	0.00	1500.00	1650.00	1150.00	1150.00
CINEMA A/C. HIGH CLASS	TICKET	0.00	110.00	0.00	0.00	0.00	0.00
CINEMA NON-A/C HIGH CLASS	TICKET	0.00	0.00	0.00	35.00	0.00	30.00
CABLE CHARGES	P/ MONTH	300.00	250.00	250.00	275.00	300.00	250.00
TV.LICENCE FEE DOMESTIC	YEARLY	420.00	420.00	420.00	420.00	420.00	420.00
ENGLISH BOOK CLASS V1	EACH	77.00	77.00	77.00	77.00	77.00	77.00
ENGLISH BOOK CLASS IX OR X	EACH	130.00	130.00	130.00	130.00	130.00	130.00
ENG. BOOK IST.YR COMPLETE SET	EACH	84.00	84.00	84.00	84.00	84.00	84.00
ENGLISH BOOK BA/B.SC	EACH	178.00	178.00	178.00	178.00	178.00	178.00
URDU BOOK CLASS V (T.B.BORD)	EACH	59.00	59.00	59.00	59.00	59.00	59.00
URDU BOOK CLASS IX(X(T.B.B)	EACH	139.00	139.00	139.00	139.00	139.00	139.00
URDU BOOK IST.YEAR/INTER	EACH	53.00	53.00	53.00	53.00	53.00	53.00
URDU BOOK BA/B.SC	EACH	140.00	140.00	140.00	140.00	140.00	140.00
MATHS BOOK CALSS V (T.B.B)	EACH	78.00	78.00	78.00	78.00	78.00	78.00
MATHS BOOK CLASS IX OR X	EACH	279.00	279.00	279.00	279.00	279.00	279.00
MATHS BOOK IST.YEAR (T.B.B)	EACH	156.00	156.00	156.00	156.00	156.00	156.00
PAKISTAN STUDIES BOOK BA/B.SC	EACH	125.00	125.00	125.00	125.00	125.00	125.00
DAILY "DAWN"	P/COPY	19.00	19.00	19.00	19.00	19.00	19.00
DAILY "JANG"	P/COPY	12.00	12.00	12.00	12.00	12.00	12.00
DAILY "NAWA-E-WAQT"	P/COPY	12.00	12.00	12.00	12.00	12.00	12.00
WEEKLY "AKHBAR-E-JAHAN"	P/COPY	55.00	55.00	55.00	55.00	55.00	55.00
WEEKLY "MAG"	P/COPY	45.00	45.00	45.00	45.00	50.00	45.00
MONTHLY "NAUNEHAL DIGEST"	P/COPY	35.00	35.00	35.00	35.00	35.00	35.00
PAPER FOOLSCAPE (27"x17")	QUIRE	50.00	60.00	45.00	27.50	50.00	50.00
EXERCISE.BOOK LINED 80/100 PGS	EACH	50.00	60.00	45.00	70.00	70.00	70.00
PENCILGOLDFISH/DEER	EACH	6.50	6.50	7.00	5.00	7.50	7.00
PEN INK DOLLOR 57 ML BOTTLE	EACH	20.00	22.50	20.00	20.00	20.00	25.00
PHOTOSTATE PAPER 70 GM	PRT	310.00	350.00	330.00	280.00	350.00	360.00
BALL PEN (local)	EACH	5.00	7.00	7.00	5.00	8.00	8.00
FOUNTAIN PEN HERO/WINGS/CHINA	EACH	50.00	50.00	50.00	45.00	50.00	50.00
PRIVATE SCHOOL FEE ENGLISH MEDIUM AVERAGE STANDARD (CLASS I)	P/ MONTH	1225.00	1100.00	1200.00	3342.50	1250.00	1500.00
PRIVATE SCHOOL FEE ENGLISH MEDIUM AVERAGE STANDARD (CLASS V)	P/ MONTH	1287.50	1500.00	1600.00	3342.50	1262.50	2000.00
PRIVATE SCHOOL FEE ENGLISH MEDIUM AVERAGE STANDARD (CLASS VI)	P/ MONTH	1350.00	1650.00	2000.00	3392.50	1350.00	2200.00
PRIVATE SCHOOL FEE ENGLISH MEDIUM AVERAGE STANDARD (CLASS X)	P/ MONTH	1537.50	2250.00	2420.00	3517.50	1850.00	2500.00
PRIVATE MEDICLE COLLEGE FEE MBBS (IST YEAR)	P/ MONTH	0.00	0.00	0.00	0.00	0.00	0.00
PRIVATE ENGINEERING COLLEGE FEE (ISTR YEAR)	P/ MONTH	0.00	0.00	14800.00	0.00	0.00	0.00
GOVT. COLLEGE FEE IST. YEAR	MONTH	50.00	50.00	60.00	50.00	50.00	50.00
GOVT. COLLEGE FEE 4TH. YEAR	MONTH	60.00	60.00	70.00	60.00	60.00	60.00
GOVT. UNIVERSITY FEE MSC.	MONTH	183.33	1500.00	1866.00	1166.67	120.00	120.00
GOVT. MED. COLLEGE FEE MBBS	MONTH	0.00	1500.00	0.00	1250.00	0.00	1050.00
GOVT. ENGG. COLL. FEE I YEAR	MONTH	0.00	600.00	0.00	2166.67	0.00	500.00

Contd.

7.11 Intercity Consumer Prices October, 2016

Description	Unit	Vehari	Sargodha	Mianwali	Bahawal-pur	Bahawal-nagar	R.Y. Khan
COACHING FEE FOR CLASS IX/X	P/ MONTH	1800.00	500.00	2500.00	1500.00	1100.00	1000.00
COACHING CHARGES FOR CLASS 1ST YEAR/INTER (SCIENCE)	P/ MONTH	1800.00	900.00	2800.00	1750.00	1500.00	1200.00
COACHING CHARGES FOR CLASS 1ST YEAR/INTER (COMMERCE)	P/ MONTH	2500.00	600.00	1000.00	1500.00	1500.00	1000.00
I.T. TUITION FEES	P/ MONTH	3150.00	1166.00	0.00	2417.00	0.00	2000.00
MBA TUITION FEES	P/ MONTH	3150.00	1916.66	0.00	3300.00	0.00	6670.00
BREAD TANDOORI ST. SIZE	EACH	5.00	6.50	7.00	5.00	7.00	6.00
COOKED MUTTON (AV. HOTEL)	PLATE	150.00	350.00	140.00	125.00	150.00	150.00
COOKED BEEF (AV. HOTEL)	PLATE	115.00	110.00	120.00	70.00	120.00	70.00
COOKED DAL (AV. HOTEL)	PLATE	50.00	45.00	50.00	50.00	40.00	52.50
CHICKEN BIRYANI FULL/DOUBLE	PLATE	155.00	120.00	170.00	125.00	150.00	120.00
TEA PREPARED (ORDINARY)	CUP	20.00	20.00	20.00	15.00	20.00	20.00
HAIRCUT CHARGES FOR MEN	P/CUT	90.00	90.00	50.00	95.00	60.00	60.00
BEAUTY PORL HAIR STYL CHARGE	P/STY.	250.00	275.00	250.00	390.00	300.00	300.00
SHAVING CHARGES	PER SHV	45.00	55.00	40.00	50.00	30.00	30.00
LIPSTICK S.MISS/MEDORA	EACH	110.00	110.00	110.00	90.00	120.00	120.00
NAIL POLISH S.MISS/MEDORA	EACH	75.00	115.00	95.00	95.00	60.00	60.00
PERFUME MED.SIZE MEDORA/BROACH	EACH	200.00	200.00	120.00	200.00	200.00	200.00
HAIR-OIL AMLA/CHAMBELI	BOTTLE	120.00	120.00	110.00	120.00	120.00	120.00
TOILET SOAP LUX 95 GRAMS	EACH	32.00	33.00	32.00	34.70	34.70	35.15
TOILET SOAP LIFEBOUY 140 GRM	EACH	37.00	37.00	37.00	37.00	37.00	37.00
TOILET SOAP SAFEGUARD BATH SIZE	EACH	48.00	48.00	48.00	48.00	48.00	46.00
TOOTHPASTE MACKLINES 70 GRM	EACH	50.00	50.00	50.00	50.00	50.00	50.00
TOOTHPAST MED SIZE CLGATE 70 GMS	EACH	65.00	65.00	40.00	60.67	65.00	65.00
TOOTHBRUSH SHEILD A/PLAUQUE	EACH	45.00	40.00	50.00	25.00	35.00	25.00
TOOTHPOWDER DENTONIC 90 GRM	EACH	32.00	32.00	25.00	32.00	32.00	28.00
HAIR-COLOUR BEGIN (6 GMS)	EACH	105.00	105.00	100.00	105.00	105.00	105.00
HAIR COLOUR (KALAKOLA)	BOTTLE	130.00	130.00	120.00	130.00	130.00	130.00
FACECREAM PONDS (MEDIUM)	EACH	120.00	230.00	120.00	120.00	120.00	120.00
TALC POWDER VICE ROAY,B.CAT	EACH	152.50	150.00	145.00	145.00	150.00	160.00
BLADE TREET ORDINARY 10'S	PKT.	30.00	40.00	40.00	30.00	35.00	30.00
BLADE 7-O-CLOCK STAIN. 5'S	PKT.	30.00	30.00	35.00	35.00	35.00	30.00
SHAMPOO SUNSILK/PAINTIN 100 ML	BOTTLE	99.00	110.00	99.00	110.00	111.00	111.00
BEAUTY CREAM (FAIR & LOVELY)	EACH	185.00	185.00	175.00	185.00	185.00	185.00
HAIR REMOVING CREAM (EU-CREAM)	TUBE	70.00	60.00	70.00	65.00	65.00	60.00
GEL MEDIUM SIZE	BOTTLE	60.00	115.00	200.00	100.00	135.00	120.00
DISPOSABLE RAZOR GILLET-II	EACH	45.00	40.00	45.00	40.00	45.00	42.00
SHAVING CREAM TOUCH-ME/ADM.	EACH	65.00	65.00	65.00	70.00	65.00	70.00
GOLD TEZABI 24 CT	10 GM.	43038.00	43638.00	44800.00	43021.00	43124.00	43279.00
SILVER TEZABI 24 CT	10 GM.	643.00	650.00	610.00	643.00	630.00	643.00
ARTIFICIAL JEWELLARY SET	SET	637.50	600.00	1000.00	725.00	1000.00	300.00
WRIST WATCH GENTS CITIZEN (ORIGINAL) ***	EACH	3500.00	7000.00	4100.00	7800.00	3200.00	3200.00
WRIST WATCH LADIES CITIZEN (ORIGINAL) ***	EACH	3500.00	7000.00	4100.00	7600.00	3200.00	3200.00
WALL CLOCK QUARTZ AV.QLTY	EACH	662.50	612.50	600.00	1100.00	500.00	500.00
SUITCASE REXIN (24"x16"x6")	EACH	945.00	1850.00	1700.00	1600.00	1800.00	1500.00
TRUNK MEDIUM SIZE ***	EACH	943.75	1800.00	2000.00	1800.00	1400.00	1400.00
PURSE LADIES (LEATHER) AVERAGE QUALITY	EACH	660.00	650.00	700.00	1100.00	1300.00	1200.00

7.11 Intercity Consumer Prices October, 2016

Description	Unit	Karachi	Hyder- abad	Nawab- shah	Mirpurkhas	Mithi	Sukkar	Larkana	Dadu
WHEAT	10 KG.	360.00	335.00	347.50	332.50	332.50	337.50	320.00	350.00
WHEAT FLOUR FINE/SUPERIOR.	KG.	49.15	47.00	46.25	49.00	49.00	40.00	45.00	40.00
WHEAT FLOUR AVG. QLTY	KG.	42.96	42.00	38.75	38.00	38.50	39.00	40.00	35.00
WHEAT FLOUR BAG	10 KG.	436.54	420.00	367.00	380.00	395.00	370.00	367.50	400.00
MAIDA	KG.	52.15	50.00	51.25	50.00	51.00	65.00	44.50	45.00
SUJI	KG.	52.31	50.00	48.75	50.00	49.00	60.00	49.00	50.00
BESAN AV. QLTY.	KG.	157.88	163.75	150.00	170.00	105.00	160.00	135.00	160.00
RICE BASMATI SUP. QLTY.	KG.	152.31	130.00	110.00	105.00	105.00	140.00	100.00	120.00
RICE BASMATI 385/386	KG.	82.21	70.00	80.00	60.00	62.50	65.00	65.00	60.00
RICE BASMATI BROKEN AV.QLTY	KG.	69.81	72.50	90.50	50.00	47.50	65.00	60.00	40.00
RICE IRR1-6 (SINDH/PUNJAB)	KG.	44.08	40.00	51.25	40.00	41.00	52.50	36.00	30.00
VERMICELLI	KG.	85.48	80.00	82.50	85.00	85.00	80.00	65.00	100.00
BREAD PLAIN MEDIUM SIZE	EACH	45.00	44.00	47.50	45.00	45.00	50.00	45.00	47.50
RUSK (PAPAY)	KG.	188.27	175.00	197.50	140.00	150.00	230.00	250.00	280.00
BISCUITS-PACKED	PKT	40.00	35.00	35.00	35.00	35.00	35.00	37.50	35.00
BISCUIT-BAKERY (LOOSE)	250 GM	87.12	77.50	90.00	50.00	50.00	60.00	130.00	60.00
CORNFLAKS FAUJI 225 GM.	PKT	171.00	166.50	198.00	180.00	180.00	176.00	195.00	162.00
SAMOSAS (VEGATABLE)	EACH	12.87	10.00	7.25	12.00	9.00	11.00	15.00	15.00
PASTRY AV.QLTY.	EACH	25.19	19.00	20.00	15.00	11.00	12.50	37.50	20.00
PATTIES (VEGATABLES)	EACH	17.65	10.50	10.00	15.00	11.00	12.50	30.00	10.00
NIMCO	250 GM	88.46	60.00	88.75	60.00	60.00	70.00	83.33	50.00
CHIPS	250 GM	97.31	70.00	100.00	60.00	60.00	75.00	100.00	60.00
BEEF WITH BONE AV.QLTY.	KG	375.00	310.00	350.00	240.00	0.00	310.00	310.00	300.00
MUTTON AV.QLTY.	KG	675.58	618.75	595.00	600.00	550.00	590.00	600.00	600.00
CHICKEN FARM BROILER (LIVE)	KG	144.69	137.50	197.50	122.00	142.00	160.00	145.00	130.00
FISH-RAHU MEDIUM SIZE	KG	326.73	253.13	300.00	300.00	325.00	300.00	275.00	300.00
MILK FRESH (UNBOILED)	LTR.	82.77	80.00	90.00	75.00	65.00	80.00	80.00	90.00
CURD	KG.	120.00	106.00	108.75	90.00	80.00	95.00	95.00	100.00
MILK TETRA PACK 1/2 LTR.	PKT.	60.00	50.00	58.75	60.00	60.00	60.00	60.00	60.00
LACTOGEN 400 GRAMS	PKT.	425.00	425.00	420.00	420.00	427.50	430.00	425.00	430.00
POWDER MILK NIDO 400GM.	PKT	389.74	389.74	370.00	360.00	360.00	380.00	389.74	380.00
MILK POWDER LOOSE/PACKED	KG.	506.54	562.50	560.00	480.00	480.00	480.00	712.50	370.00
BUTTER LOCAL PACKED	50 GM.	25.92	25.00	38.00	32.50	25.00	27.50	27.00	30.00
EGGS FARM	DOZ	87.19	91.50	87.50	88.00	108.00	100.00	82.50	100.00
MUSTARD OIL AV.QLTY.	KG.	167.60	140.00	157.50	127.50	132.50	127.50	190.00	160.00
COOKING OIL (DALDA)	2.5LTR	468.00	469.00	440.00	490.00	490.00	468.00	455.00	450.00
COOKING OIL (PAKWAN) OTHER BRAND SPECIFY	2.5 LTR	435.00	345.00	355.00	420.00	430.00	468.00	392.50	400.00
VEGETABLE GHEE TIN	2.5KG.	453.00	452.00	460.00	480.00	480.00	453.00	440.00	450.00
VEGETABLE GHEE (LOOSE)	KG.	144.13	150.00	155.00	150.00	150.00	137.50	135.00	120.00
DATES AV.QLTY.	KG.	220.77	105.00	150.00	90.00	75.00	175.00	200.00	200.00
PISTACHIO AV.QLTY.	50 GM.	145.00	120.00	107.50	70.00	77.50	150.00	117.50	120.00
ALMONDS WHOLE AV.QLTY.	KG.	1134.62	600.00	1200.00	700.00	725.00	850.00	1350.00	800.00
COCONUT DRY AV.QLTY.	KG.	324.23	307.50	242.50	310.00	317.50	300.00	270.00	280.00
RAISINS AV.QLTY.	50 GM.	27.50	20.00	23.75	20.00	20.00	25.00	20.00	20.00
GROUNDNUTS (WITH SHELL)	KG.	253.85	145.00	140.00	140.00	150.00	240.00	150.00	150.00
MALTA/MOSAMBI	DOZ	158.08	107.50	230.00	0.00	0.00	0.00	80.00	300.00
KINNU	DOZ	0.00	0.00	0.00	0.00	0.00	0.00	0.00	0.00
APPLE	KG	109.23	61.88	127.50	75.00	85.00	70.00	100.00	160.00
ALOO BUKHARA	KG	0.00	0.00	0.00	0.00	0.00	0.00	0.00	0.00
POMEGRANATE (ANNAR)	KG	153.08	210.00	157.50	140.00	145.00	130.00	140.00	200.00
GRAPES	KG	174.81	152.50	197.50	190.00	215.00	120.00	180.00	200.00
BANANAS	DOZ	57.69	41.88	37.50	45.00	45.00	55.00	55.00	40.00
MANGO KALMI	KG	0.00	0.00	0.00	0.00	0.00	0.00	0.00	0.00
GUAVA	KG	107.31	60.00	0.00	75.00	75.00	50.00	0.00	0.00
WATERMELON (TURBOOZ)	KG	0.00	0.00	0.00	0.00	0.00	0.00	0.00	0.00
MUSKMELON (KHARBOOZA)	KG	0.00	0.00	0.00	0.00	0.00	0.00	0.00	0.00
SWEETMELON (GARMA)	KG	61.15	60.00	52.50	75.00	85.00	50.00	55.00	60.00
PULSE MASOOR (WHOLE)	KG.	145.00	110.63	140.00	130.00	132.50	130.00	110.00	120.00
PULSE MASOOR (WASHED)	KG.	151.54	137.50	152.50	140.00	147.50	145.00	130.00	140.00
PULSE MOONG (WASHED)	KG.	151.92	144.38	157.50	150.00	155.00	155.00	144.00	160.00
PULSE MASH (WASHED)	KG.	241.92	236.88	260.00	210.00	200.00	250.00	210.00	240.00
PULSE GRAM	KG.	163.85	177.50	127.50	170.00	172.50	165.00	160.00	160.00
GRAM WHOLE BLACK AV QLTY.	KG.	146.15	140.00	70.00	140.00	142.50	160.00	150.00	90.00

Contd.

7.11 Intercity Consumer Prices October, 2016

Description	Unit	Karachi	Hyder- abad	Nawab- shah	Mirpurkhas	Mithi	Sukkar	Larkana	Dadu
GRAM WHOLE YELLOW AV.QLTY	KG.	182.31	183.75	122.50	220.00	215.00	190.00	225.00	160.00
BEANS (LAL LOBIA)	KG.	138.46	115.00	118.75	102.50	112.50	155.00	130.00	160.00
POTATOES	KG	26.54	28.13	22.50	25.00	27.50	27.50	27.50	25.00
ONION	KG	27.21	22.50	25.00	20.00	22.50	22.50	32.50	20.00
TURNIP	KG	52.31	50.38	0.00	0.00	0.00	40.00	39.00	0.00
RADISH	KG	43.85	60.00	0.00	0.00	0.00	40.00	0.00	0.00
TOMATOES	KG	68.46	65.63	42.50	55.00	65.00	45.00	70.00	80.00
CABBAGE	KG	0.00	0.00	0.00	0.00	0.00	0.00	0.00	0.00
CAULIFLOWER	KG	61.92	63.75	52.50	75.00	65.00	60.00	49.50	80.00
BRINJAL	KG	40.77	40.00	27.50	37.50	32.50	40.00	25.00	30.00
PUMPKIN	KG	0.00	0.00	0.00	0.00	0.00	0.00	0.00	0.00
BOTTLEGOURD	KG	40.00	43.75	60.00	40.00	50.00	40.00	39.50	50.00
LADY FINGER	KG	89.23	83.75	82.50	80.00	85.00	60.00	65.00	80.00
PEAS	KG	0.00	0.00	0.00	0.00	0.00	0.00	0.00	0.00
SPINACH	KG	30.77	30.00	37.50	35.00	37.50	30.00	20.00	20.00
TINDA	KG	57.88	63.75	57.50	60.00	60.00	50.00	55.00	50.00
TURAI	KG	57.69	63.75	37.50	80.00	82.50	50.00	50.00	60.00
KARAILA	KG	60.00	58.13	42.50	55.00	52.50	70.00	59.00	60.00
ARVI	KG	73.46	66.25	77.50	75.00	82.50	60.00	60.00	50.00
CHILLIES GREEN	KG	77.69	80.00	50.00	95.00	85.00	100.00	60.00	60.00
CARROT	KG	0.00	0.00	0.00	0.00	0.00	0.00	0.00	0.00
CUCUMBER (KHEERA)	KG	60.00	62.50	80.00	80.00	75.00	80.00	55.00	60.00
LEMON	250GM	59.23	40.00	42.50	50.00	50.00	50.00	30.00	30.00
SUGAR REFINED	KG.	70.73	70.00	65.50	68.00	69.00	68.00	70.00	70.00
GUR AV.QLTY	KG.	102.50	90.00	67.50	87.50	87.50	95.00	90.00	90.00
HONEY LANGANESE 500 GM.	BOTTLE	808.65	800.00	830.00	740.00	740.00	750.00	830.00	800.00
MILO 200 GM.	BOTTLE	210.00	215.00	180.00	209.00	190.00	206.00	225.00	200.00
CUSTARD POWDER RAFHAN 300 GM.	PKT	75.00	75.00	75.00	85.00	85.00	80.00	80.00	80.00
TOFFEE (HILAL)	EACH	1.00	1.00	1.00	1.00	1.00	1.00	2.00	1.00
CHOWKELATE CANDY (SMALL SIZE)	EACH	5.00	5.00	10.00	5.00	5.00	5.00	5.00	5.00
SWEETMEAT (MIXED)	KG	491.35	380.00	385.00	325.00	290.00	380.00	480.00	400.00
ICE CREAM WALLS	CUP.	40.00	40.00	41.25	40.00	40.00	40.00	45.00	40.00
ICE	KG	10.00	10.00	20.00	10.00	10.00	9.00	17.50	10.00
JAM AHMED/MITCHELLES	BOTTLE	130.00	130.00	130.00	140.00	140.00	130.00	135.00	130.00
SQUASH-MITCHELLES	BOTTLE	165.00	160.00	140.00	160.00	160.00	150.00	150.00	150.00
ROOH AFZA	BOTTLE	160.00	170.00	160.00	160.00	160.00	170.00	150.00	160.00
JAM-E-SHIREEN	BOTTLE	170.00	170.00	150.00	160.00	160.00	170.00	150.00	160.00
SAUNF	50 GM	22.58	20.00	21.25	10.00	12.00	20.00	20.00	20.00
CINAMON LOOSE AV. QLTY	50 GM.	32.50	25.00	40.00	20.00	20.00	30.00	20.00	20.00
CUMINSEED WHITE NATIONAL	50 GM.	52.00	52.00	53.75	50.00	50.00	52.00	55.00	54.00
PEPPER BLACK NATIONAL	50 GM.	110.00	105.00	96.00	100.00	100.00	96.00	110.00	100.00
CLOVES LOOSE AV.QLTY	50 GM.	78.37	90.00	87.50	63.75	62.50	80.00	90.00	90.00
CARDAMOM LARGE LOOSE AV.QLTY	50 GM.	175.00	120.00	160.00	130.00	140.00	150.00	120.00	90.00
CARDAMOM SMALL AV.QLTY	50 GM.	84.04	70.00	92.50	60.00	65.00	80.00	95.00	70.00
SALT-POWDERED (LAHORI) LOOSE	KG.	12.00	10.00	13.50	10.00	10.00	10.00	10.00	10.00
SALT POWDERED (NATIONAL/SHAN)	PKT	25.00	25.00	28.00	20.00	20.00	25.00	25.00	25.00
CHILLIES POWD.NATIONAL 200GM	PKT	105.00	105.00	105.00	105.00	105.00	105.00	105.00	105.00
CHILLIES POWDER LOOS	KG.	312.31	300.00	242.50	200.00	200.00	265.00	242.50	260.00
CORRIANDER SEED POWD.NATIONAL	PKT	104.00	104.00	104.00	104.00	104.00	104.00	104.00	104.00
CORRIANDER SEED (LOOSE)	KG.	267.50	200.00	257.50	170.00	175.00	240.00	245.00	240.00
TURMERIC POWD.NATIONAL 50GM	PKT.	35.00	35.00	35.00	35.00	35.00	35.00	35.00	35.00
CURRY POWD. NATIONAL 200 GM	PKT.	86.00	87.00	86.00	86.00	86.00	87.00	86.00	86.00
TOMATO KETCHUP AHMED/MITCHL	BOTTLE	80.00	75.00	70.00	85.00	85.00	90.00	120.00	90.00
PICKLES AHMED/MITCHELLES	BOTTLE	120.00	105.00	104.00	90.00	90.00	115.00	120.00	125.00
VINEGAR SYNTHETIC (SIRKA)	BOTTLE	70.00	50.00	90.00	65.00	65.00	80.00	90.00	85.00
GARLIC	KG	298.46	300.00	250.00	280.00	290.00	280.00	260.00	300.00
GINGER	KG	141.92	200.00	152.50	130.00	145.00	160.00	125.00	200.00
TAPAL DANEDAR TEA 200GM PACKET	PKT	157.89	157.89	176.00	150.00	150.00	158.00	155.78	158.00
TEA LIPTON YELLOW LABEL 200GM.	PKT.	157.89	157.89	180.00	150.00	150.00	158.00	157.89	158.00
TEA LOOSE KENYA AV.QLTY 250GM.	PKT.	149.23	130.00	157.50	150.00	175.00	130.00	127.50	135.00
COFFEE-NESCAFE 75 GM. **	BOTTLE	350.00	300.00	320.00	300.00	300.00	320.00	315.00	360.00
COLD DRINK (STANDARD SIZ)	BOTTLE	25.00	25.00	25.00	25.00	25.00	25.00	25.00	25.00
FRUIT JUICE TETRA PACK	PKT.	18.23	20.00	20.00	15.00	15.00	15.00	20.00	20.00

Contd.

7.11 Intercity Consumer Prices October, 2016

Description	Unit	Karachi	Hyder- abad	Nawab- shah	Mirpurkhas	Mithi	Sukkar	Larkana	Dadu
MINERAL WATER NESTLE 1.5 LTR	BOTTLE	50.00	50.00	50.00	50.00	50.00	47.50	45.00	50.00
CIGARETTES K-2 10'S **	PKT	65.00	65.00	60.00	65.00	65.00	65.00	62.00	60.00
CIGARETTES CAPSTAN 10'S **	PKT	75.00	75.00	75.00	70.00	70.00	70.00	67.00	70.00
CIGARETTES GOLD LEAF 20'S	PKT	135.00	140.00	140.00	140.00	140.00	130.00	125.00	130.00
CIGARETTES MORVEN GOLD 20'S	PKT	75.00	75.00	70.00	70.00	70.00	70.00	67.00	70.00
BETEL LEAVES	50GM.	91.15	70.00	72.50	70.00	85.00	86.25	80.00	100.00
BETEL NUTS	KG.	292.31	275.00	320.00	400.00	390.00	400.00	280.00	350.00
LONG CLOTH 57" GUL AHMED/AL-KARAM	METER	180.38	225.00	300.00	170.00	170.00	250.00	200.00	230.00
SHIRTING AV.QLTY.	METER	162.31	140.00	205.00	100.00	95.00	120.00	150.00	130.00
PANT CLOTH W & WEAR AV.QLTY	METER	384.90	387.50	450.00	300.00	300.00	600.00	350.00	300.00
LAWN PRINTED GUL AHMED/AL-KARAM	METER	415.00	240.00	400.00	270.00	275.00	375.00	333.00	230.00
GEORGETTE AV.QLTY	METER	114.71	110.00	225.00	135.00	135.00	150.00	130.00	100.00
LINEN AV.QLTY ***	METER	159.23	130.00	150.00	140.00	150.00	140.00	175.00	110.00
HEAVY WT SUITING LAWERNCPUR AVG QLTY	METER	2200.00	1250.00	1400.00	1400.00	1400.00	1250.00	1100.00	900.00
HEAVY WT SUITING LAWERNCPUR SUP QLTY	METER	2700.00	2250.00	2300.00	1400.00	1500.00	1500.00	1300.00	1300.00
TROPICAL SUITING LAW.PUR	METER	1475.00	1100.00	926.00	900.00	900.00	1000.00	900.00	750.00
PANT BOY 24"/26" LENGTH.	EACH	593.27	420.00	900.00	400.00	350.00	450.00	450.00	600.00
SHIRT BOY 24"/26" LENGTH	EACH	481.73	375.00	800.00	300.00	300.00	450.00	415.00	450.00
SCHOOL UNI. PANT,SHIRT BOYS	SUIT	776.92	683.33	937.50	700.00	700.00	650.00	700.00	590.00
SCHOOL UNI. KAMEEZ,SHAL,BOYS	SUIT	619.23	633.33	850.00	600.00	600.00	650.00	700.00	475.00
SCHOOL UNI. KAMEEZ,SHAL,GIRL	SUIT	676.92	562.50	900.00	700.00	725.00	650.00	700.00	560.00
FROCK W/WEAR GIRLS	EACH	1321.15	1200.00	900.00	600.00	500.00	900.00	600.00	800.00
AWAMI-SUIT W & W(BOY) 24"/26	SUIT	1030.77	700.00	1037.50	800.00	750.00	900.00	800.00	685.00
AWAMI-SUIT W&W (GENTS)AV.QLTY	SUIT	1811.54	1200.00	1600.00	1200.00	1000.00	1000.00	1000.00	960.00
PULLOVER GENTS OXFORD/BON.	EACH	3100.00	2410.00	3200.00	2000.00	2000.00	2200.00	2200.00	2750.00
PULLOVER LADIES OXFORD/BON.	EACH	3060.00	2310.00	3000.00	1800.00	1800.00	2000.00	1800.00	2300.00
PULLOVER (GENTS) OTHERS A.QLTY	EACH	917.31	900.00	1575.00	600.00	700.00	800.00	700.00	600.00
SECOND-HAND COAT FOR MEN	EACH	410.58	300.00	262.50	425.00	525.00	400.00	375.00	300.00
SECONDHAND SWEETER FOR MEN DUP QLTY	EACH	265.96	140.00	412.50	325.00	325.00	225.00	275.00	200.00
SECONDHAND WINTER JACKET	EACH	457.69	225.00	462.50	280.00	265.00	400.00	375.00	250.00
UNDERWEAR AV.QLTY MEDIUM SIZE	EACH	177.69	76.88	180.00	80.00	77.50	110.00	150.00	60.00
VEST FOR MEN AV.QLTY.	EACH	184.62	95.00	117.50	80.00	70.00	110.00	132.50	100.00
VEST/SHAMEEZ (WOMEN) AVG. QLTY	EACH	146.54	150.00	350.00	75.00	72.50	120.00	150.00	140.00
SOCKS NYLON (PAKISTANI)	PAIR	76.54	80.00	110.00	80.00	52.50	90.00	87.50	50.00
BRASSIER AV.QLTY.	EACH	180.00	111.25	250.00	137.50	82.50	135.00	180.00	100.00
BRASSIER SUP QLTY	EACH	335.00	200.00	400.00	365.00	365.00	300.00	280.00	200.00
DOPATTA GEORGETTE AV.QLTY.	EACH	243.08	200.00	350.00	325.00	310.00	225.00	300.00	250.00
DOPATTA COTTON AV GLTY	EACH	265.38	150.00	300.00	225.00	260.00	175.00	250.00	200.00
CHADDAR (W/WEAR) (2x2.5 MTR)	EACH	515.38	312.50	1000.00	350.00	350.00	275.00	520.00	350.00
LUNG/DHOTI(COTTON) AVG. QLTY	EACH	318.27	287.50	300.00	350.00	310.00	250.00	480.00	250.00
HANDKERCHIEF AVG. QLTY PAK	EACH	53.08	30.00	60.00	42.50	45.00	50.00	50.00	50.00
HANDKERCHIEF SUP. QLTY PAK	EACH	86.15	60.00	120.00	65.00	60.00	80.00	100.00	120.00
GLOVES AV QLTY	PAIR	57.69	60.00	82.50	75.00	65.00	90.00	55.00	100.00
AZARBAND COTTON AVG. QLTY	EACH	15.00	11.00	23.75	11.00	9.00	20.00	30.00	15.00
SEWING THREAD/REEL(ASLI PARI)	EACH	7.00	6.00	7.00	10.00	10.00	7.00	7.00	8.00
WASHING CHARGES PAINT & SHIRT	SUIT	73.08	105.00	50.00	60.00	50.00	65.00	100.00	40.00
DRY CLEANING SUIT COAT PANT	SUIT	319.23	263.33	150.00	200.00	200.00	300.00	280.00	160.00
WASHING CH. (KAMIZ-SHALWAR)	PAIR	73.46	75.00	80.00	50.00	50.00	50.00	62.50	30.00
TAILORING SHIRT	EACH	454.81	356.25	450.00	200.00	250.00	500.00	375.00	350.00
TAILORING CHARGES PANT (MEN)	EACH	738.46	696.88	500.00	250.00	250.00	700.00	550.00	600.00
TAILORING COAT-PANT SUIT	SUIT	5288.46	3450.00	4000.00	3000.00	3000.00	5000.00	3500.00	3200.00
TAILORING AWAMI-SUIT (MALE)	SUIT	644.23	646.88	600.00	400.00	300.00	600.00	700.00	500.00
TAILORING SUIT FEMALE	SUIT	709.62	456.25	500.00	400.00	300.00	600.00	700.00	250.00
GENTS SHOES PAUL BATA	PAIR	1199.00	1199.00	1199.00	1199.00	1199.00	1199.00	1199.00	1199.00
GENTS SANDAL BATA	PAIR	699.00	699.00	699.00	699.00	699.00	699.00	699.00	699.00
GENTS SPOUNG CHAPPAL BATA	PAIR	179.00	179.00	179.00	179.00	179.00	179.00	179.00	179.00
LADIES SANDAL BATA	PAIR	499.00	499.00	499.00	499.00	499.00	499.00	499.00	499.00
LADIES SPOUNG CHAPPAL BATA	PAIR	179.00	179.00	179.00	179.00	179.00	179.00	179.00	179.00
CHILD SHOE POWER LITE BATA	PAIR	599.00	599.00	599.00	599.00	599.00	599.00	599.00	599.00
GENTS SHOE, ART 1109 SERVICE	PAIR	999.00	999.00	999.00	999.00	999.00	999.00	999.00	999.00
NYLON JOGGER 27 SIZE 2-5 ***	PAIR	1299.00	1299.00	1299.00	1299.00	1299.00	1299.00	1299.00	1299.00
CHINA FOOT WEAR AV. QLTY (MALE) *	PAIR	780.77	550.00	600.00	450.00	400.00	562.50	750.00	800.00
CHINA FOOT WEAR AV. QLTY (FEMALE) *	PAIR	763.46	400.00	400.00	250.00	240.00	487.50	300.00	450.00

Contd.

7.11 Intercity Consumer Prices October, 2016

Description	Unit	Karachi	Hyder- abad	Nawab- shah	Mirpurkhas	Mithi	Sukkar	Larkana	Dadu
CHINA FOOT WEAR AV. QLTY (CHILDREN) *	PAIR	630.77	400.00	380.00	200.00	220.00	425.00	300.00	591.00
SHOE REPAIR HALF SOLE	PAIR	135.38	80.00	80.00	70.00	50.00	65.00	180.00	50.00
SHOES POLISH CHARGES AVERAGE SHOP	PAIR	22.12	20.00	20.00	12.50	10.00	17.50	20.00	10.00
HOUSE RENT (combined)	MONTH	10782.00	5735.00	3545.00	4761.00	3382.00	5824.00	4500.00	3343.00
rent 2	pm	10782.00	5735.00	3545.00	4761.00	3382.00	5824.00	4500.00	3343.00
RENT3	PM	10782.00	5735.00	3545.00	4761.00	3382.00	5824.00	4500.00	3343.00
RENT4	PM	10782.00	5735.00	3545.00	4761.00	3382.00	5824.00	4500.00	3343.00
RENT5	PM	10782.00	5735.00	3545.00	4761.00	3382.00	5824.00	4500.00	3343.00
RENT6	PM	10782.00	5735.00	3545.00	4761.00	3382.00	5824.00	4500.00	3343.00
SYNTHETIC ENEMAL ROBIALAC BALTI 3.64 LTR.	EACH	1880.00	1609.50	1600.00	1850.00	1850.00	1900.00	2100.00	1650.00
SYNTHETIC ENEMAL ICI BALTI 3.64 LTR.	EACH	1880.00	2070.00	1890.00	1850.00	1850.00	1900.00	2000.00	1700.00
CEMENT (LOCAL) SPECIFY BRAND NAME	BAG	567.31	580.00	570.00	560.00	560.00	580.00	570.00	550.00
BRICKS (NEW) IST CLASS	P/1000	11000.00	5000.00	6000.00	4100.00	4550.00	5300.00	5000.00	4250.00
CEMENT BLOCKS (6"x8"x12")	P/100	3046.15	2550.00	3800.00	0.00	0.00	0.00	0.00	2600.00
BAJREE	100CFT	4769.23	2862.50	2800.00	2900.00	4450.00	3500.00	3750.00	2500.00
SAND (BLACK PIT SAND)	K100CFT	0.00	1250.00	2500.00	0.00	2000.00	1500.00	1500.00	2000.00
TIMBER SHESHAM LOG IST QUALITY	cubmt.	60000.00	39600.00	28000.00	0.00	0.00	38700.00	44143.00	55500.00
IRON BAR (M.S. BAR) 1/2"	P/TON	61567.31	58000.00	76000.00	58000.00	58500.00	59000.00	62000.00	63000.00
CARPENTER WAGE RATE	P/DAY	861.54	1000.00	900.00	700.00	600.00	750.00	800.00	600.00
MASON (RAJ) WAGE RATE	P/DAY	1061.54	1000.00	1000.00	700.00	600.00	750.00	800.00	1000.00
UNSKILLED LABOUR WAGE RATE	P/DAY	663.46	600.00	450.00	400.00	400.00	387.50	400.00	400.00
PLUMBER WAGE RSTE	P/DAY	861.54	1000.00	800.00	700.00	600.00	750.00	600.00	450.00
ELECTICIAN WAGE RATE PER DAY **	P/DAY	700.00	1000.00	700.00	0.00	0.00	0.00	600.00	400.00
ELECTICIAN WAGE RATE PER POINT **	P/PNT	159.23	100.00	200.00	100.00	75.00	87.50	120.00	60.00
WATER CHARGES PER HOUSE	P/MONTH	117.50	230.00	40.00	20.00	200.00	57.50	150.00	35.00
ELECT.CHARGES UPTO 50 UNITS	P/UNIT	2.00	2.00	2.00	2.00	2.00	2.00	2.00	2.00
ELECT.CHARGES 01 - 100 UNIT	P/UNIT	6.18	6.18	6.18	6.18	6.18	6.18	6.18	6.18
ELECT.CHARGES 101 - 300 UNIT	P/UNIT	9.54	9.54	9.54	9.54	9.54	9.54	9.54	9.54
ELECT.CHARGES 301 - 1000 UNIT	P/UNIT	16.39	16.39	16.39	16.39	16.39	16.39	16.39	16.39
ELECT.CHARGES ABOVE 1000 UNIT	P/UNIT	18.39	18.39	18.39	18.39	18.39	18.39	18.39	18.39
ELEC	PM	10.50	10.50	10.50	10.50	10.50	10.50	10.50	10.50
GAS CHRGR upto 3.3719 MMBUT	MMBTU	128.70	128.70	128.70	128.70	0.00	128.70	128.70	128.70
GAS CHRGR 3.3719 - 6.7438 MMBUT	MMBTU	257.40	257.40	257.40	257.40	0.00	257.40	257.40	257.40
GAS CHRGR 6.7438 - 10.1157 MMBUT	MMBTU	257.40	257.40	257.40	257.40	0.00	257.40	257.40	257.40
GAS CHRGR10.1157 - 13.4876 MMBUT	MMBTU	702.00	702.00	702.00	702.00	0.00	702.00	702.00	702.00
GAS	PM	702.00	702.00	702.00	702.00	0.00	702.00	702.00	702.00
GAS	PM	409.50	409.50	409.50	409.50	0.00	409.50	409.50	409.50
KEROSENE OIL	LTR	97.88	80.00	92.50	83.00	88.00	69.50	85.00	140.00
FIREWOOD WHOLE	40 KG.	626.92	550.00	450.00	460.00	410.00	400.00	400.00	450.00
CHAIR SHESHAM WOOD WITH ARMS **	EACH	2034.62	900.00	2000.00	1000.00	1100.00	2000.00	2600.00	1300.00
CHAIR PLASTIC (CHAIRMAN) AVERAGE QUALITY	EACH	880.77	650.00	800.00	500.00	650.00	700.00	850.00	800.00
TABLE SHESHAM WOOD (4X2X5") ***	EACH	7153.85	3616.67	6000.00	2700.00	2900.00	4500.00	8000.00	5500.00
SOFASET WOODEN WITH FOAM SEAT **	SET	19461.54	11166.67	18000.00	13500.00	12500.00	12500.00	17250.00	20000.00
COT IRON (WITH NIWAR)AV.QLTY.	EACH	2596.15	1500.00	2500.00	2000.00	2000.00	2250.00	3600.00	2600.00
ALMIRAH (STEEL) 6'X3' 20 GUAGE	EACH	9826.92	6416.67	10000.00	6750.00	7150.00	12000.00	10000.00	14000.00
DINNING TABLE 6 CHAIRS A.QLTY	SET	15615.38	13500.00	20500.00	11000.00	11000.00	19500.00	18400.00	25000.00
SINGLE BED WITHOUT FOAM MED.	EACH	6153.85	5533.33	6800.00	3500.00	3800.00	12500.00	5000.00	6500.00
MATRESS SINGLE(4"THICK)	EACH	5200.00	6200.00	4800.00	6100.00	6100.00	4500.00	4750.00	6100.00
FARSHI DARI 12'X9' AV.QLTY	EACH	1492.31	866.67	1450.00	850.00	850.00	900.00	1350.00	800.00
DARI COTTON (6'x2 1/2') AV.QL	EACH	565.38	323.33	700.00	400.00	500.00	350.00	575.00	300.00
CARPET PLAIN AV. QLTY	SQFT.	66.73	40.00	45.00	40.00	40.00	32.50	90.00	20.00
QUILT (LIHAF) 3 KG. COTTON	EACH	1619.23	612.50	900.00	650.00	725.00	1000.00	900.00	580.00
BLANKET (90" x 54")	EACH	2907.69	2800.00	4125.00	2000.00	2200.00	3750.00	3100.00	3500.00
BEDSHEET SINGLE BED SUP.QLTY	EACH	832.69	400.00	700.00	400.00	400.00	500.00	850.00	600.00
BED SHEET DOUBLE WITH TWO PILLOW COVERS SUP QLTY	SET	1592.31	650.00	1300.00	600.00	600.00	900.00	1500.00	1100.00
TOWEL(3'x2') AV. QALTY	EACH	266.35	180.00	300.00	140.00	150.00	225.00	215.00	150.00
CEILING FAN 48" SUPER QLTY **	EACH	3500.00	2800.00	3000.00	2900.00	2900.00	3250.00	3950.00	2600.00
PEDESTAL FAN 22" SUPER QLTY	EACH	4600.00	4000.00	3800.00	4000.00	4000.00	4200.00	3800.00	3800.00
REFG. DAWLENCE 10 CFT. D.DOOR	EACH	33000.00	32000.00	28000.00	28500.00	28500.00	34500.00	32000.00	28500.00
D-FREEZER WAVES 8 CFT.	EACH	28100.00	27900.00	28000.00	28000.00	28000.00	31000.00	33000.00	26000.00
AIRCONDITIONER 1.5 TON PEL	EACH	44000.00	44000.00	43000.00	35000.00	35000.00	52000.00	47000.00	55000.00
SPLIT AIR CONDITIONER 1.5 TON (SPECIFY BRAND NAME)	EACH	44500.00	46000.00	44500.00	39000.00	39000.00	45000.00	49000.00	44000.00
AIRCOOLER SUPER ASIA	EACH	10500.00	9000.00	9000.00	8800.00	9000.00	12300.00	12500.00	11000.00

Contd.

7.11 Intercity Consumer Prices October, 2016

Description	Unit	Karachi	Hyder- abad	Nawab- shah	Mirpurkhas	Mithi	Sukkar	Larkana	Dadu
WASHING MACHINE SINGER	EACH	15800.00	15600.00	14700.00	15600.00	15600.00	15900.00	15600.00	14700.00
SEWING MACHINE(SINGER)	EACH	6795.00	6095.00	5200.00	7200.00	7200.00	6500.00	5860.00	5200.00
GIZER LARGE SIZE 30 GALLON CAPACITY SUP QLTY	EACH	21000.00	22650.00	22600.00	15000.00	15000.00	17000.00	18800.00	17000.00
GAS BURNER DOUBLE SPFY.BRAND	EACH	2198.08	1500.00	1800.00	1600.00	1700.00	1800.00	1850.00	2000.00
ELECT. IRON PHILIPS MDL.1120	EACH	1600.00	1700.00	2000.00	1200.00	1500.00	1700.00	2500.00	2000.00
ELECTRIC JUICER FOR APPLE	EACH	5163.46	3600.00	6000.00	3000.00	3000.00	1700.00	5000.00	3500.00
S.STEEL DEGHCHI MEDIUM SIZE ***	EACH	715.38	500.00	700.00	480.00	490.00	600.00	560.00	500.00
ALUMINIUM COOKING PAN (DEGCHI) MED SIZE	EACH	715.38	450.00	362.00	370.00	380.00	450.00	560.00	450.00
NON STICK COOKING PAN (DEGCHI) SUP. QLTY	EACH	915.38	550.00	1000.00	550.00	560.00	550.00	560.00	900.00
FRYING PAN STEEL AVG. QLTY MED. SIZE	EACH	381.73	200.00	350.00	260.00	260.00	300.00	465.00	200.00
TAWA IORN (MEDIUM SIZE) AVG. QLTY	EACH	365.38	218.75	312.50	250.00	250.00	300.00	375.00	280.00
S.STEEL PLATE A.QLTY.(M.SIZE)	EACH	93.27	40.63	83.00	55.00	60.00	70.00	120.00	80.00
TABLE SPOON S.STEEL SUP.QLTY.	DOZEN	270.00	300.00	320.00	250.00	280.00	350.00	1200.00	250.00
WATER SET JUG+6 GLASSES (OMROC)	SET	615.38	400.00	787.50	350.00	370.00	550.00	500.00	600.00
TEA SET PAK. CHINAWARE 21 PCS.	SET	1624.62	950.00	1700.00	1250.00	1450.00	1750.00	1350.00	2500.00
DINNER SET PLASTIC 72 PIECES SUPERIOR QLTY	SET	7153.85	3237.50	5000.00	2600.00	2200.00	6250.00	4550.00	6200.00
HOTPOT SET PLASTIC 3 PCS.	SET	1330.77	1150.00	1200.00	1000.00	1000.00	1500.00	1825.00	1200.00
BUCKET(BALTI) PLASTIC MED.SIZ	EACH	415.38	270.00	700.00	300.00	290.00	300.00	450.00	300.00
LOTA PLASTIC (MED SIZE) AVERAGE QUALITY	EACH	83.46	50.00	57.50	50.00	50.00	67.50	57.50	50.00
PRESURE COOKER 4 LTR.	EACH	1861.54	1000.00	1900.00	850.00	900.00	1437.50	1800.00	1300.00
WATER COOLER 9/10 LTR.PLASTIC ***	EACH	615.38	400.00	927.00	600.00	630.00	600.00	500.00	500.00
THERMOS STARVAC 1 LTR	EACH	394.71	300.00	550.00	350.00	350.00	650.00	500.00	500.00
BULB PHILIPS 100-WATTS	EACH	35.00	30.00	30.00	30.00	30.00	30.00	30.00	40.00
TUBE LIGHT PHILIPS 40 WATTS	EACH	100.00	100.00	100.00	110.00	110.00	97.50	100.00	120.00
ELECTRIC BLUBS "0" WATTE LOCAL	EACH	25.00	25.00	25.00	20.00	20.00	22.00	20.00	25.00
ELECTRIC BLUB ENERGY SAVER 14 WATTS	EACH	170.00	190.00	160.00	110.00	110.00	155.00	175.00	120.00
WASHING SOAP 250 GMS SPECIFY BRAND NAME	EACH	14.00	30.00	36.00	25.00	25.00	26.00	30.00	30.00
SURF EXCEL 400 GMS POLY BAG	EACH	130.00	130.00	130.00	125.00	125.00	104.00	125.00	125.00
WASHING POWDER 1000 GRM	EACH	185.00	150.00	180.00	175.00	175.00	185.00	185.00	150.00
WASHING POWDER (WHEEL/ BONUS) 100 GRAMS	EACH	95.00	95.00	93.00	85.00	85.00	95.00	85.00	80.00
CLEANSER POWDER VIM 1000 GM	PKT.	75.00	77.77	75.00	70.00	70.00	70.00	70.00	80.00
FINIS 500 ML	BOTTLE	180.00	225.00	200.00	125.00	125.00	180.00	165.00	250.00
PHNYLE TYPHONE/FINIS/CARRANITE 3 LITRES	BOTTLE	140.00	120.00	180.00	110.00	110.00	135.00	150.00	150.00
HARPIC	BOTTLE	150.00	145.00	150.00	145.00	145.00	145.00	150.00	145.00
BOOT POLISH CHERRY/KIWI 50ML	EACH	105.00	122.22	100.00	100.00	100.00	102.50	100.00	100.00
ROBIN BLUE (35 GRAMS)	PKT.	35.00	25.67	35.00	30.00	30.00	30.00	30.00	50.00
TISSU PAPER PERFUMED 100 PCS.	PKT	123.27	110.00	100.00	90.00	90.00	100.00	150.00	100.00
TOILET PAPER ROLL (R.PETEL)	PI/ROLL	42.00	32.00	35.00	40.00	35.00	35.00	40.00	30.00
BOOT POLISH LIQUID CHEERY BLOSSOM KIWI 75 ML	BOTTLE	140.00	135.00	150.00	120.00	120.00	140.00	150.00	150.00
MATCH BOX SMALL	EACH	2.00	2.00	3.00	3.00	3.00	2.00	2.50	2.00
DRY CELL 1.5 VOLT(LOCAL)	EACH	15.00	15.00	25.00	20.00	20.00	25.00	20.00	25.00
HAND STITCHING NEEDLE M.SIZE	PACKET	9.31	6.00	8.00	5.00	5.00	10.00	9.00	6.00
SEWING MACHINE NEEDLE (SINGER)	EACH	5.00	6.00	9.00	5.00	5.00	8.00	7.00	5.00
HOUSEHOLD SERVANT FEMALE P/T	P/MNTH	2653.85	1025.00	2000.00	800.00	800.00	1625.00	2000.00	1500.00
MARRIAGE HALL WITH FURNITURE	PI/HEAD	301.54	95.63	70.00	90.00	60.00	150.00	150.00	80.00
SEPTRAN TABLETS	10TAB.	19.00	15.00	15.00	16.00	16.00	17.00	19.00	20.00
BRUFEN TABS 200-MG.	10TAB.	10.00	10.00	10.00	10.00	10.00	10.00	12.00	10.00
PANADOL TAB. EXTRA/PLAIN	10TAB.	12.00	12.00	10.00	12.00	12.00	13.00	12.00	12.00
DISPRIN TAB.	10TAB.	13.00	12.00	12.00	13.00	12.00	12.50	12.40	12.00
TRISIL TAB.	10 TAB	10.00	10.00	10.00	10.00	10.00	10.00	10.00	10.00
FLAGYL TAB. 200 MG.	10TAB.	10.00	10.00	10.00	10.00	10.00	10.00	10.00	10.00
VENTOLIN TAB. 2MG.	10TAB.	10.00	10.00	10.00	10.00	10.00	10.00	10.00	10.00
DAONIL TAB. 5 MG.	10TAB.	17.00	17.00	18.00	17.00	17.00	17.00	16.83	17.00
ENTOX TAB.	10TAB.	15.00	15.00	15.00	10.00	10.00	15.00	10.00	15.00
RENITEC TAB. 5 MG.	10TAB.	58.50	58.50	60.00	58.00	58.00	60.00	57.00	58.50
CAC. 1000 TAB	BOTTLE	122.00	122.00	122.00	122.00	122.00	122.00	122.00	122.00
AMOXIL CAPSOLE 250 MG.S	10CAP.	35.70	35.66	37.75	35.00	35.00	40.00	35.00	35.60
CALCIUM SYRUP SANDOZ	BOTTLE	64.00	64.00	64.00	64.00	64.00	64.00	64.00	64.65
LEDERPLEX SYRUP	BOTTLE	52.00	35.00	52.47	52.74	52.74	50.00	52.74	50.00
SANCOS SYRUP (50 ML.)	BOTTLE	30.00	30.00	30.00	30.00	30.00	30.00	30.00	30.00
PHENERGAN SYRUP 120 ML.	BOTTLE	33.00	33.00	33.00	33.00	33.00	33.00	33.00	47.00
CALPOL SYRUP 60 ML.	BOTTLE	28.00	28.00	28.00	28.00	28.00	28.00	28.00	28.00
HYDRYLLIN SYRUP 120 ML.	BOTTLE	69.00	65.00	65.00	65.00	65.00	65.00	69.00	70.00

Contd.

7.11 Intercity Consumer Prices October, 2016

Description	Unit	Karachi	Hyder- abad	Nawab- shah	Mirpurkhas	Mithi	Sukkar	Larkana	Dadu
POLYFAX EYE OINTMENT	TUBE	21.00	21.00	21.00	21.00	21.00	22.00	21.00	21.00
BETNESOL EYE DROPS	BOTTLE	33.89	33.89	33.89	33.89	33.89	33.89	33.89	33.89
EAR DROPS (CARDISPORINE) ***	BOTTLE	25.00	21.00	21.00	23.00	23.00	21.00	21.00	21.00
BETNOVATE-N OINTMENT 5 GMS	TUBE	16.68	16.00	16.00	16.00	16.00	16.00	16.00	16.00
BURNOL CREAM 30 GRM	TUBE	0.00	0.00	0.00	0.00	0.00	0.00	0.00	0.00
VICKS VAPORUB/BALM	BOTTLE	36.00	36.00	36.00	36.00	36.00	36.00	36.00	36.00
GLYCRINE SMALL BOTTLE	BOTTLE	20.00	25.00	30.00	15.00	15.00	15.00	15.00	15.00
JOUHAR JOSHANDA	PKT.	8.00	8.00	7.00	8.00	8.00	8.00	10.00	8.00
GALXOS-D (450 GRMS)	PKT.	157.50	157.50	140.00	150.00	150.00	157.50	140.00	145.00
GRIFE-WATER WOODWARDS	BOTTLE	55.00	55.00	50.00	55.00	55.00	55.00	50.00	55.00
SANIPLAST ONE PUTTY	EACH	2.00	2.00	2.00	1.00	1.00	2.00	2.00	2.00
O.R.S. (NIMCOL)	PKT.	18.00	17.00	15.00	17.00	17.00	15.00	17.00	17.00
DETTOL (MEDIUM)	BOTTLE	56.00	50.00	50.00	65.00	65.00	46.80	65.00	46.80
COTTON BANDAGE 2" - 4"	EACH	8.62	8.00	8.00	15.00	15.00	11.25	15.00	10.00
THERMOMETER CHINA	EACH	45.00	30.00	40.00	40.00	35.00	40.00	40.00	50.00
DOCTOR (MBBS) CLINIC FEE	PIPAT.	100.00	100.00	200.00	100.00	100.00	100.00	300.00	150.00
URINE TEST (DR) CHARGES	P/TEST	129.23	90.00	140.00	70.00	70.00	170.00	100.00	50.00
BLOOD TEST (CP) CHARGES	P/TEST	265.38	212.50	300.00	200.00	200.00	290.00	200.00	200.00
SUGAR TEST (RANDOM/FASTING BOTH) CHARGES	P/TEST	315.38	160.00	240.00	200.00	200.00	200.00	240.00	120.00
ECG CHARGES	P/TEST	361.54	213.13	350.00	200.00	200.00	350.00	200.00	200.00
X-RAY (CHEST) CHARGES	PIX-RAY	330.77	209.38	400.00	200.00	200.00	300.00	350.00	200.00
CAR SUZUKI 800 CC (W/O. A/C)	EACH	650000.00	650000.00	630000.00	640000.00	0.00	630000.00	632000.00	0.00
CAR SUZUKI 1000 CC	EACH	1124000.00	1124000.00	1044000.00	1099000.00	0.00	0.00	0.00	0.00
CAR TOYOTA 1300 CC	EACH	1787500.00	1705750.00	1767500.00	0.00	0.00	0.00	0.00	0.00
CAR HONDA CIVIC	EACH	2363000.00	0.00	2053000.00	0.00	0.00	0.00	0.00	0.00
MOTORCYCLE HONDA CD-70.	EACH	63500.00	63500.00	63000.00	63500.00	63500.00	63500.00	63500.00	63500.00
MOTORCYCLE YAMAHA 100CC.	EACH	78600.00	79300.00	0.00	0.00	0.00	78500.00	79300.00	0.00
MOTOR CYCLE HERO 70 CC	EACH	45000.00	43000.00	44000.00	44500.00	0.00	43000.00	43000.00	0.00
BICYCLE WITH TYRES & TUBES	EACH	6303.85	7600.00	9000.00	7500.00	7900.00	7600.00	7800.00	7000.00
TYRE CAR WITH TUBE GENERAL	EACH	3500.00	2800.00	3800.00	3000.00	3200.00	3200.00	3600.00	3650.00
TYRE MOTOR CYCLE WITHOUT TUBE	EACH	923.08	900.00	1210.00	1200.00	1225.00	900.00	900.00	750.00
TYRE CYCLE SPECIFY BRAND NAME	EACH	315.38	350.00	400.00	380.00	390.00	350.00	360.00	420.00
TYRE CAR W/O TUBE	EACH	2700.00	2700.00	3200.00	3100.00	3150.00	2700.00	2700.00	3350.00
PETROL SUPER	LITRE	64.21	64.21	64.21	64.21	64.21	64.21	64.21	64.21
HIGH SPEED DIESEL HSD	LITRE	72.46	72.46	72.46	72.46	72.46	72.46	72.46	72.46
CNG	K.G.	67.50	67.50	0.00	67.50	0.00	67.50	67.50	67.50
GAS CYLINDER STAND. SIZE	EACH	990.00	990.00	900.00	1300.00	1350.00	990.00	1100.00	1100.00
MOTOR CYCLE SERVICE CHARGES	EACH	371.15	300.00	250.00	250.00	250.00	250.00	450.00	250.00
CAR SERVICE CHARGES	EACH	438.46	450.00	500.00	300.00	300.00	350.00	600.00	400.00
TYRE PUNCTURE CHARGES	EACH	50.00	60.00	70.00	70.00	50.00	75.00	80.00	80.00
CYCLE OVERHAULING CHARGES	EACH	203.85	300.00	275.00	200.00	200.00	200.00	300.00	200.00
CAR TAX FOR 800CC TO 1300CC	YEARLY	1750.00	1750.00	1750.00	1750.00	1750.00	1750.00	1750.00	1750.00
TRAIN FARE ECO. 1-100 KM.	P/KM.	0.68	0.68	0.68	0.68	0.00	0.68	0.68	0.68
TRAIN FARE ECO. 101-500 KM.	P/KM.	0.98	0.98	0.98	0.98	0.00	0.98	0.98	0.98
TRAIN FARE ECO. > 500 KM.	P/KM.	0.89	0.89	0.89	0.89	0.00	0.89	0.89	0.89
TRAIN FARE IST SLP. 1-100KM	P/KM.	2.10	2.10	2.10	2.10	0.00	2.10	2.10	2.10
TRAIN FARE IST SLP.101-500 KM	P/KM.	2.59	2.56	2.59	2.59	0.00	2.59	2.59	2.59
TRAIN FARE IST SLP. > 500 KM	P/KM.	1.99	1.99	1.99	1.99	0.00	1.99	1.99	1.99
TRAIN FARE A/C SLP. 1-100KM.	P/KM.	5.76	5.76	5.76	5.76	0.00	5.76	5.76	5.76
TRAIN FARE A/C SLP.101-500KM	P/KM.	4.59	4.59	4.73	4.59	0.00	4.59	4.59	4.59
TRAIN FARE A/C SLP > 500KM.	P/KM.	4.16	4.16	4.16	4.16	0.00	4.16	4.16	4.16
PLATFORM TICKET	EACH	10.00	10.00	10.00	10.00	0.00	10.00	10.00	10.00
AUTO RICKSHAW FARES	KM/MIN	60.00	40.00	80.00	60.00	90.00	80.00	50.00	40.00
FULL TONGA CHARGES	KM/MIN	70.00	80.00	35.00	60.00	0.00	80.00	65.00	0.00
TAXI 4 SEATER FARE	KM/MIN	70.00	60.00	100.00	90.00	90.00	80.00	200.00	60.00
BUS FARE MIN (WITHIN CITY)	TICKET	10.00	10.00	0.00	10.00	0.00	0.00	0.00	0.00
BUS FARE MAX (WITHIN CIT	TICKET	15.00	15.00	0.00	10.00	0.00	0.00	0.00	0.00
BUS FARE OUTSIDE CITY	P/KM.	0.75	0.75	0.75	0.75	0.75	0.75	0.75	0.75
A/C BUS FARE OUTSIDE CITY	P/KM.	1.35	1.35	1.35	1.35	1.35	1.35	1.35	1.35
MINIBUS FARE MIN.WITH IN CITY	TICKET	10.00	10.00	0.00	0.00	0.00	0.00	0.00	0.00
MINIBUS FARE MAX.WITH IN CITY	TICKET	16.00	16.00	0.00	0.00	0.00	0.00	0.00	0.00
SUZUKI FARE MIN.WITH IN CITY	TICKET	10.00	10.00	0.00	10.00	0.00	10.00	10.00	0.00
SUZUKI FARE MAXIMUM W.IN CITY	TICKET	16.54	15.00	0.00	10.00	0.00	30.00	10.00	0.00

Contd.

7.11 Intercity Consumer Prices October, 2016

Description	Unit	Karachi	Hyder- abad	Nawab- shah	Mirpurkhas	Mithi	Sukkar	Larkana	Dadu
AIR FARE ECONOMY CLASS.	P/KM.	19.26	19.26	19.26	0.00	0.00	19.26	19.26	0.00
POSTAL ENVELOPE DOMESTIC	EACH	8.00	8.00	8.00	8.00	8.00	8.00	8.00	8.00
ENVELOPE FOR SAUDI ARABIA	EACH	50.00	50.00	50.00	50.00	50.00	50.00	50.00	45.00
POSTAL REGISTRATION CHARGES	EACH	38.00	28.00	38.00	28.00	28.00	28.00	38.00	28.00
U.M.S. REG CHARGES MIN.	EACH	59.00	59.00	60.00	60.00	60.00	59.00	60.00	60.00
T.C.S. CH. MIN. WITH IN ZONE	EACH	120.00	150.00	150.00	110.00	110.00	110.00	150.00	110.00
TELEPHONE CHARGES LOCAL CALL	P/CALL	3.94	3.94	3.94	3.94	3.94	3.94	3.94	3.94
TEL CHARGES OUT SIDE CITY	P/CALL	3.94	3.94	3.94	3.94	3.94	3.94	3.94	3.94
INTERNET CHARGES	P/HOUR	20.00	25.00	30.00	20.00	20.00	30.00	20.00	30.00
MOBILE CELL CHARGES	P/UNIT	3.00	3.00	3.06	3.00	3.00	3.00	3.50	3.06
FAX CHARGES (LOCAL)	P/PAGE	15.00	20.00	15.00	15.00	20.00	20.00	20.00	20.00
TELEPHONE SET AV. QLTY	EACH	1084.62	500.00	500.00	600.00	650.00	562.50	900.00	550.00
MOBILE SET NOKIA/SONY/ERICSON/SAMSUNG WITHOUT CAMERA	EACH	2600.00	2200.00	3200.00	2250.00	2300.00	2700.00	3200.00	2400.00
T.V. 20" COLORED WEGA H-A21.	EACH	19500.00	17300.00	4000.00	18000.00	18000.00	17500.00	20500.00	14000.00
T.V 20" COLOR CHINA/KORIA)	EACH	14000.00	10750.00	4000.00	10000.00	10000.00	12000.00	9000.00	11000.00
V.C.P. PANASONIC/LG/NAT	EACH	4000.00	5000.00	5000.00	6000.00	6000.00	5600.00	4800.00	4500.00
DVD/VCD PLAYER PANASONIC/LG	EACH	4500.00	3500.00	2000.00	3500.00	3000.00	4500.00	3000.00	2200.00
RADIO WITH C.PLAYER NATIONAL	EACH	2009.62	3500.00	3500.00	1500.00	1500.00	2000.00	2800.00	2000.00
PERSONNEL COMPUTER (BRANDED)	EACH	43384.62	31200.00	58000.00	46000.00	46000.00	45000.00	45000.00	27000.00
VID. CASSETTE BLK. TDK/SONY	EACH	140.00	120.00	200.00	120.00	120.00	140.00	170.00	160.00
COM. C.D. (TDK/IMATION)	EACH	50.00	80.00	60.00	50.00	55.00	50.00	50.00	50.00
TAPE RECORDER CASSETTE BLANK	EACH	50.00	60.00	50.00	50.00	55.00	50.00	50.00	50.00
VIDEO GAME SEGA 16 BYTE	EACH	1400.00	1000.00	1100.00	1800.00	0.00	1350.00	1500.00	1150.00
CINEMA A/C. HIGH CLASS	TICKET	150.00	60.00	0.00	30.00	0.00	0.00	0.00	0.00
CINEMA NON-A/C HIGH CLASS	TICKET	120.00	40.00	50.00	20.00	0.00	0.00	60.00	35.00
CABLE CHARGES	P/ MONTH	400.00	300.00	250.00	300.00	200.00	300.00	375.00	300.00
TV.LICENCE FEE DOMESTIC	YEARLY	420.00	420.00	420.00	420.00	420.00	420.00	420.00	420.00
ENGLISH BOOK CLASS V1	EACH	56.65	56.65	56.65	56.65	56.65	56.65	56.65	56.65
ENGLISH BOOK CLASS IX OR X	EACH	43.15	43.15	43.15	43.15	43.15	43.15	43.15	43.15
ENG. BOOK IST.YR COMPLETE SET	EACH	118.15	118.15	118.15	118.15	118.15	118.15	118.15	118.15
ENGLISH BOOK BA/B.SC	EACH	150.00	150.00	150.00	150.00	150.00	150.00	150.00	150.00
URDU BOOK CLASS V (T.B.BORD)	EACH	64.80	64.80	64.80	64.80	64.80	64.80	64.80	64.80
URDU BOOK CLASS IX(X)(T.B.B)	EACH	53.35	53.35	53.35	53.35	53.35	53.35	53.35	53.35
URDU BOOK IST.YEAR/INTER	EACH	46.10	46.10	46.10	46.10	46.10	46.10	46.10	46.10
URDU BOOK BA/B.SC	EACH	120.00	120.00	120.00	120.00	120.00	120.00	120.00	120.00
MATHS BOOK CALSS V (T.B.B)	EACH	117.25	117.25	117.25	117.25	117.25	117.25	117.25	117.25
MATHS BOOK CLASS IX OR X	EACH	191.85	191.85	191.85	191.85	191.85	191.85	191.85	191.85
MATHS BOOK IST.YEAR (T.B.B)	EACH	115.90	115.90	115.90	115.90	115.90	115.90	115.90	115.90
PAKISTAN STUDIES BOOK BA/B.SC	EACH	125.00	125.00	125.00	125.00	125.00	125.00	125.00	125.00
DAILY "DAWN"	P/COPY	19.00	19.00	19.00	19.00	19.00	19.00	19.00	19.00
DAILY "JANG"	P/COPY	12.00	12.00	12.00	12.00	12.00	12.00	12.00	12.00
DAILY "NAWA-E-WAQT"	P/COPY	12.00	12.00	12.00	12.00	12.00	12.00	12.00	12.00
WEEKLY "AKHBAR-E-JAHAN"	P/COPY	55.00	55.00	55.00	55.00	55.00	55.00	55.00	55.00
WEEKLY "MAG"	P/COPY	45.00	45.00	45.00	45.00	45.00	45.00	45.00	45.00
MONTHLY "NAUNEHAL DIGEST"	P/COPY	35.00	35.00	35.00	35.00	35.00	35.00	35.00	35.00
PAPER FOOLSCAPE (27"x17")	QUIRE	46.54	30.00	27.00	30.00	25.00	45.00	52.50	35.00
EXERCISE.BOOK LINED 80/100 PGS	EACH	36.54	18.00	30.00	20.00	15.00	40.00	20.00	20.00
PENCIL.GOLDFISH/DEER	EACH	7.00	6.00	6.00	7.00	7.00	6.00	6.00	5.00
PEN INK DOLLOR 57 ML BOTTLE	EACH	25.00	20.00	20.00	25.00	25.00	25.00	25.00	20.00
PHOTOSTATE PAPER 70 GM	PRT	480.00	225.00	360.00	320.00	350.00	400.00	350.00	340.00
BALL PEN (local)	EACH	8.00	6.00	7.00	10.00	10.00	7.00	7.00	8.00
FOUNTAIN PEN HERO/WINGS/CHINA	EACH	40.00	25.00	50.00	20.00	25.00	40.00	50.00	30.00
PRIVATE SCHOOL FEE ENGLISH MEDIUM AVERAGE STANDARD (CLASS I)	P/ MONTH	984.62	1250.00	1500.00	700.00	500.00	1300.00	1350.00	1760.00
PRIVATE SCHOOL FEE ENGLISH MEDIUM AVERAGE STANDARD (CLASS V)	P/ MONTH	1069.23	1237.50	2100.00	1000.00	500.00	1300.00	1450.00	2185.00
PRIVATE SCHOOL FEE ENGLISH MEDIUM AVERAGE STANDARD (CLASS VI)	P/ MONTH	1650.00	1200.00	2700.00	1000.00	700.00	1400.00	1450.00	2185.00
PRIVATE SCHOOL FEE ENGLISH MEDIUM AVERAGE STANDARD (CLASS X)	P/ MONTH	2107.69	1575.00	4000.00	1200.00	700.00	1400.00	1650.00	2415.00
PRIVATE MEDICLE COLLEGE FEE MBBS (IST YEAR)	P/ MONTH	54166.66	57250.00	0.00	40000.00	0.00	0.00	0.00	0.00
PRIVATE ENGINEERING COLLEGE FEE (ISTR YEAR)	P/ MONTH	9167.00	0.00	0.00	0.00	0.00	0.00	0.00	0.00
GOVT. COLLEGE FEE IST. YEAR	MONTH	55.00	35.00	45.83	35.00	35.00	35.00	27.50	27.50
GOVT. COLLEGE FEE 4TH. YEAR	MONTH	81.55	75.00	67.50	67.50	70.00	67.50	75.00	60.00
GOVT. UNIVERSITY FEE MSC.	MONTH	1500.00	1000.00	1550.00	354.17	354.17	0.00	0.00	354.17
GOVT. MED. COLLEGE FEE MBBS	MONTH	2658.00	2200.00	1466.67	0.00	2000.00	2750.00	5020.83	2000.00
GOVT. ENGG. COLL. FEE I YEAR	MONTH	2068.00	1083.00	500.00	0.00	0.00	0.00	666.66	0.00

Contd.

7.11 Intercity Consumer Prices October, 2016

Description	Unit	Karachi	Hyder- abad	Nawab- shah	Mirpurkhas	Mithi	Sukkar	Larkana	Dadu
COACHING FEE FOR CLASS IX/X	P/ MONTH	1800.00	500.00	2500.00	700.00	800.00	1000.00	700.00	700.00
COACHING CHARGES FOR CLASS 1ST YEAR/INTER (SCIENCE)	P/ MONTH	2000.00	1000.00	4000.00	1000.00	900.00	2000.00	1000.00	700.00
COACHING CHARGES FOR CLASS 1ST YEAR/INTER (COMMERCE)	P/ MONTH	1800.00	600.00	3000.00	700.00	1000.00	1080.00	800.00	500.00
I.T. TUITION FEES	P/ MONTH	3000.00	2000.00	666.67	0.00	0.00	1750.00	2033.33	600.00
MBA TUITION FEES	P/ MONTH	8153.85	2500.00	2000.00	0.00	0.00	8200.00	2205.00	0.00
BREAD TANDOORI ST. SIZE	EACH	9.38	10.00	10.00	7.00	7.00	10.00	7.00	6.00
COOKED MUTTON (AV. HOTEL)	PLATE	136.15	137.50	150.00	120.00	130.00	200.00	100.00	80.00
COOKED BEEF (AV. HOTEL)	PLATE	80.38	72.50	70.00	80.00	50.00	125.00	100.00	50.00
COOKED DAL (AV. HOTEL)	PLATE	60.38	46.25	65.00	50.00	50.00	50.00	65.00	50.00
CHICKEN BIRYANI FULL/DOUBLE	PLATE	153.08	120.00	100.00	100.00	100.00	157.50	197.50	120.00
TEA PREPARED (ORDINARY)	CUP	21.54	20.00	25.00	25.00	25.00	20.00	22.50	20.00
HAIRCUT CHARGES FOR MEN	P/ICUT	79.23	75.00	100.00	50.00	50.00	70.00	100.00	60.00
BEAUTY PORL HAIR STYL CHARGE	P/STY.	457.69	225.00	250.00	150.00	100.00	175.00	375.00	250.00
SHAVING CHARGES	PER SHV	43.08	40.00	50.00	20.00	20.00	35.00	50.00	30.00
LIPSTICK S.MISS/MEDORA	EACH	120.00	120.00	120.00	120.00	120.00	100.00	120.00	90.00
NAIL POLISH S.MISS/MEDORA	EACH	110.00	70.00	95.00	110.00	110.00	85.00	80.00	50.00
PERFUME MED.SIZE MEDORA/BROACH	EACH	220.00	120.00	200.00	220.00	220.00	120.00	200.00	185.00
HAIR-OIL AMLA/CHAMBELI	BOTTLE	120.00	120.00	130.00	120.00	120.00	130.00	120.00	120.00
TOILET SOAP LUX 95 GRAMS	EACH	40.53	40.00	42.00	35.00	35.00	42.00	40.53	44.00
TOILET SOAP LIFEBOUY 140 GRM	EACH	37.00	37.00	45.00	36.00	36.00	37.00	37.00	37.00
TOILET SOAP SAFEGUARD BATH SIZE	EACH	46.00	46.00	46.00	48.00	48.00	46.00	48.00	46.00
TOOTHPASTE MACKLINES 70 GRM	EACH	50.00	50.00	50.00	50.00	50.00	50.00	50.00	50.00
TOOTHPAST MED SIZE CLGATE 70 GMS	EACH	60.67	65.00	65.00	60.00	60.00	65.00	70.00	65.00
TOOTHBRUSH SHEILD A/PLAUQUE	EACH	35.00	35.00	40.00	35.00	40.00	45.00	40.00	35.00
TOOTHPOWDER DENTONIC 90 GRM	EACH	32.00	32.00	28.00	22.00	25.00	28.00	32.00	25.00
HAIR-COLOUR BEGIN (6 GMS)	EACH	100.00	110.00	100.00	110.00	100.00	100.00	110.00	90.00
HAIR COLOUR (KALAKOLA)	BOTTLE	130.00	130.00	130.00	130.00	130.00	130.00	122.50	130.00
FACECREAM PONDS (MEDIUM)	EACH	120.00	120.00	110.00	120.00	120.00	120.00	120.00	120.00
TALC POWDER VICE ROAY.B.CAT	EACH	145.00	130.00	130.00	150.00	160.00	150.00	155.00	145.00
BLADE TREET ORDINARY 10'S	PKT.	40.00	40.00	42.00	35.00	30.00	45.00	45.00	40.00
BLADE 7-O-CLOCK STAIN. 5'S	PKT.	35.00	30.00	35.00	30.00	32.00	38.00	35.00	35.00
SHAMPOO SUNSILK/PAINTIN 100 ML	BOTTLE	110.00	110.00	110.00	99.00	99.00	100.00	110.00	100.00
BEAUTY CREAM (FAIR & LOVELY)	EACH	115.00	75.00	185.00	185.00	185.00	185.00	180.00	185.00
HAIR REMOVING CREAM (EU-CREAM)	TUBE	65.00	65.00	65.00	65.00	65.00	65.00	65.00	65.00
GEL MEDIUM SIZE	BOTTLE	60.00	55.00	65.00	55.00	75.00	70.00	100.00	120.00
DISPOSABLE RAZOR GILLET-II	EACH	40.00	45.00	45.00	35.00	35.00	45.00	40.00	40.00
SHAVING CREAM TOUCH-ME/ADM.	EACH	65.00	60.00	70.00	55.00	60.00	55.00	70.00	60.00
GOLD TEZABI 24 CT	10 GM.	43553.00	42584.00	43000.00	43900.00	43900.00	44450.00	42434.00	44250.00
SILVER TEZABI 24 CT	10 GM.	630.00	594.00	800.00	625.00	625.00	600.00	600.00	730.00
ARTIFICIAL JEWELLARY SET	SET	1267.31	400.00	1700.00	375.00	500.00	600.00	1275.00	250.00
WRIST WATCH GENTS CITIZEN (ORIGINAL) ***	EACH	2861.54	3100.00	3750.00	2500.00	2600.00	2600.00	3050.00	2500.00
WRIST WATCH LADIES CITIZEN (ORIGINAL) ***	EACH	2861.54	3050.00	3750.00	2500.00	2600.00	2500.00	2550.00	2500.00
WALL CLOCK QUARTZ AV.QLTY	EACH	500.96	312.50	500.00	350.00	300.00	450.00	512.50	200.00
SUITCASE REXIN (24"x16"x6")	EACH	1688.46	800.00	1600.00	850.00	900.00	1550.00	1500.00	1300.00
TRUNK MEDIUM SIZE ***	EACH	1900.00	1075.00	3000.00	1100.00	1000.00	3125.00	1200.00	1200.00
PURSE LADIES (LEATHER) AVERAGE QUALITY	EACH	1750.00	475.00	1500.00	550.00	500.00	600.00	1000.00	400.00

7.11 Intercity Consumer Prices October, 2016

Description	Unit	Peshawar	Mardan	Abbott- abad	Bannu	D.I. Khan	Mingora
WHEAT	10 KG.	340.00	320.00	450.00	336.50	327.50	320.00
WHEAT FLOUR FINE/SUPERIOR.	KG.	42.83	40.25	50.00	41.00	37.75	41.00
WHEAT FLOUR AVG. QLTY	KG.	37.67	36.50	40.50	39.00	35.50	39.00
WHEAT FLOUR BAG	10 KG.	372.50	365.00	405.00	387.50	368.75	375.00
MAIDA	KG.	52.00	55.00	52.50	53.00	46.50	60.00
SUJI	KG.	56.17	52.50	55.00	50.00	48.00	60.00
BESAN AV. QLTY.	KG.	168.33	155.00	160.00	160.00	147.50	150.00
RICE BASMATI SUP. QLTY.	KG.	111.67	110.00	115.00	102.50	87.50	100.00
RICE BASMATI 385/386	KG.	96.67	95.00	85.00	92.50	80.50	60.00
RICE BASMATI BROKEN AV.QLTY	KG.	70.00	60.00	80.00	50.00	59.50	45.00
RICE IRR1-6 (SINDH/PUNJAB)	KG.	45.00	45.00	42.50	53.50	48.25	45.00
VERMICELLI	KG.	80.00	71.00	90.00	70.00	72.50	80.00
BREAD PLAIN MEDIUM SIZE	EACH	35.00	35.00	34.00	35.00	30.00	40.00
RUSK (PAPAY)	KG.	195.00	200.00	150.00	140.00	145.00	260.00
BISCUITS-PACKED	PKT	34.17	35.00	37.50	40.00	35.00	33.75
BISCUIT-BAKERY (LOOSE)	250 GM	69.58	67.50	55.00	61.25	55.00	65.00
CORNFLAKS FAUJI 225 GM.	PKT	207.00	207.00	190.00	150.00	159.00	170.00
SAMOSAS (VEGATABLE)	EACH	7.50	8.00	10.00	17.50	10.00	10.00
PASTRY AV.QLTY.	EACH	23.33	20.00	17.50	20.00	25.00	20.00
PATTIES (VEGATABLES)	EACH	23.33	20.00	20.00	30.00	20.00	15.00
NIMCO	250 GM	49.17	55.00	45.00	50.00	47.50	50.00
CHIPS	250 GM	58.33	50.00	80.00	60.00	55.00	60.00
BEEF WITH BONE AV.QLTY.	KG	300.00	280.00	275.00	300.00	275.00	280.00
MUTTON AV.QLTY.	KG	650.00	600.00	525.00	510.00	575.00	500.00
CHICKEN FARM BROILER (LIVE)	KG	163.00	170.00	110.00	155.00	118.00	165.00
FISH-RAHU MEDIUM SIZE	KG	231.67	200.00	280.00	360.00	280.00	250.00
MILK FRESH (UNBOILED)	LTR.	85.00	80.00	85.00	80.00	72.50	100.00
CURD	KG.	98.33	100.00	95.00	87.50	77.50	110.00
MILK TETRA PACK 1/2 LTR.	PKT.	60.00	60.00	59.00	58.00	58.00	55.00
LACTOGEN 400 GRAMS	PKT.	425.00	435.00	435.00	435.00	438.00	435.00
POWDER MILK NIDO 400GM.	PKT	380.00	380.00	380.00	380.00	380.00	390.00
MILK POWDER LOOSE/PACKED	KG.	483.33	400.00	520.00	540.00	430.00	400.00
BUTTER LOCAL PACKED	50 GM.	25.00	60.00	25.00	45.00	32.50	25.00
EGGS FARM	DOZ	99.17	100.00	92.00	107.50	100.00	100.00
MUSTARD OIL AV.QLTY.	KG.	220.00	240.00	240.00	190.00	190.00	200.00
COOKING OIL (DALDA)	2.5LTR	445.00	455.00	445.00	475.00	438.75	545.00
COOKING OIL (PAKWAN) OTHER BRAND SPECIFY	2.5 LTR	418.33	350.00	410.00	420.00	440.00	300.00
VEGETABLE GHEE TIN	2.5KG.	443.33	440.00	440.00	470.00	407.50	430.00
VEGETABLE GHEE (LOOSE)	KG.	155.00	155.00	140.00	160.00	155.00	160.00
DATES AV.QLTY.	KG.	181.67	200.00	170.00	175.00	157.50	160.00
PISTACHIO AV.QLTY.	50 GM.	74.17	80.00	100.00	85.00	60.00	110.00
ALMONDS WHOLE AV.QLTY.	KG.	688.33	650.00	475.00	657.50	417.50	550.00
COCONUT DRY AV.QLTY.	KG.	256.67	300.00	285.00	320.00	300.00	300.00
RAISINS AV.QLTY.	50 GM.	19.17	20.00	20.00	13.50	14.75	25.00
GROUNDNUTS (WITH SHELL)	KG.	165.00	200.00	180.00	150.00	138.75	180.00
MALTA/MOSAMBI	DOZ	0.00	0.00	0.00	95.00	145.00	0.00
KINNU	DOZ	0.00	0.00	0.00	0.00	0.00	0.00
APPLE	KG	116.67	110.00	90.00	88.75	92.50	110.00
ALOO BUKHARA	KG	0.00	0.00	0.00	0.00	0.00	0.00
POMEGRANATE (ANNAR)	KG	110.00	125.00	0.00	200.00	145.00	120.00
GRAPES	KG	118.33	110.00	110.00	107.50	135.00	110.00
BANANAS	DOZ	76.67	70.00	80.00	62.50	55.00	60.00
MANGO KALMI	KG	0.00	0.00	0.00	0.00	0.00	0.00
GUAVA	KG	113.33	80.00	60.00	60.00	80.00	90.00
WATERMELON (TURBOOZ)	KG	0.00	0.00	0.00	0.00	0.00	0.00
MUSKMELON (KHARBOOZA)	KG	0.00	0.00	0.00	0.00	0.00	0.00
SWEETMELON (GARMA)	KG	65.00	70.00	60.00	70.00	50.00	70.00
PULSE MASOOR (WHOLE)	KG.	140.00	140.00	147.50	140.00	118.75	130.00
PULSE MASOOR (WASHED)	KG.	140.00	150.00	147.50	137.50	137.50	140.00
PULSE MOONG (WASHED)	KG.	129.33	147.50	147.50	120.00	152.50	125.00
PULSE MASH (WASHED)	KG.	243.00	255.00	265.00	260.00	265.00	235.00
PULSE GRAM	KG.	162.50	160.00	155.00	150.00	145.00	150.00
GRAM WHOLE BLACK AV QLTY.	KG.	136.67	155.00	160.00	105.00	76.25	120.00

Contd.

7.11 Intercity Consumer Prices October, 2016

Description	Unit	Peshawar	Mardan	Abbott- abad	Bannu	D.I. Khan	Mingora
GRAM WHOLE YELLOW AV.QLTY	KG.	182.92	185.00	175.00	140.00	165.00	170.00
BEANS (LAL LOBIA)	KG.	115.00	105.00	125.00	120.00	125.00	125.00
POTATOES	KG	35.00	30.00	30.00	30.00	30.00	30.00
ONION	KG	35.83	40.00	35.00	27.50	23.50	30.00
TURNIP	KG	49.17	50.00	30.00	30.00	20.00	55.00
RADISH	KG	40.00	50.00	30.00	40.00	13.50	40.00
TOMATOES	KG	49.17	50.00	60.00	50.00	50.00	40.00
CABBAGE	KG	0.00	0.00	0.00	0.00	0.00	0.00
CAULIFLOWER	KG	63.33	55.00	50.00	50.00	40.00	50.00
BRINJAL	KG	53.33	55.00	60.00	40.00	27.50	50.00
PUMPKIN	KG	0.00	0.00	0.00	0.00	0.00	0.00
BOTTLEGOURD	KG	68.33	60.00	60.00	40.00	0.00	60.00
LADY FINGER	KG	88.33	80.00	90.00	65.00	72.50	80.00
PEAS	KG	0.00	0.00	0.00	0.00	0.00	0.00
SPINACH	KG	31.67	40.00	30.00	20.00	23.75	30.00
TINDA	KG	65.00	80.00	60.00	42.50	32.50	100.00
TURAI	KG	75.00	75.00	50.00	50.00	50.00	70.00
KARAILA	KG	85.00	90.00	80.00	70.00	60.00	100.00
ARVI	KG	61.67	60.00	60.00	65.00	50.00	60.00
CHILLIES GREEN	KG	73.33	120.00	100.00	125.00	100.00	80.00
CARROT	KG	0.00	0.00	0.00	0.00	0.00	0.00
COCUMBER (KHEERA)	KG	63.33	80.00	40.00	70.00	45.00	70.00
LEMON	250GM	37.50	35.00	50.00	37.50	27.50	35.00
SUGAR REFINED	KG.	71.00	71.00	72.00	70.00	69.00	75.00
GUR AV.QLTY	KG.	95.00	85.00	100.00	100.00	77.00	97.50
HONEY LANGANESE 500 GM.	BOTTLE	860.00	840.00	900.00	750.00	800.00	500.00
MILQ 200 GM.	BOTTLE	216.67	220.00	285.00	200.00	220.00	200.00
CUSTARD POWDER RAFHAN 300 GM.	PKT	76.67	80.00	80.00	85.00	80.00	80.00
TOFFEE (HILAL)	EACH	1.67	2.00	1.00	1.00	1.00	1.00
CHOWKELATE CANDY (SMALL SIZE)	EACH	5.00	5.00	5.00	5.00	5.00	5.00
SWEETMEAT (MIXED)	KG	260.00	260.00	240.00	190.00	247.50	260.00
ICE CREAM WALLS	CUP.	40.00	40.00	40.00	40.00	40.00	40.00
ICE	KG	10.00	7.50	10.00	13.50	10.00	15.00
JAM AHMED/MITCHELLES	BOTTLE	130.00	135.00	140.00	110.00	140.00	130.00
SQUASH-MITCHELLES	BOTTLE	163.33	162.50	162.50	150.00	160.00	165.00
ROOH AFZA	BOTTLE	160.00	160.00	155.00	160.00	157.50	160.00
JAM-E-SHIREEN	BOTTLE	164.17	170.00	165.00	160.00	163.75	160.00
SAUNF	50 GM	18.33	17.50	17.50	15.00	10.00	10.00
CINAMON LOOSE AV. QLTY	50 GM.	22.50	20.00	30.00	30.00	20.00	20.00
CUMINSEED WHITE NATIONAL	50 GM.	53.33	54.00	56.00	50.00	52.00	50.00
PEPPER BLACK NATIONAL	50 GM.	100.00	96.00	100.00	96.00	100.00	96.00
CLOVES LOOSE AV.QLTY	50 GM.	101.67	100.00	85.00	110.00	60.00	85.00
CARDAMOM LARGE LOOSE AV.QLTY	50 GM.	185.00	180.00	120.00	90.00	70.00	85.00
CARDAMOM SMALL AV.QLTY	50 GM.	115.00	110.00	125.00	120.00	66.50	90.00
SALT-POWDERED (LAHORI) LOOSE	KG.	10.00	10.00	10.00	10.00	5.00	15.00
SALT POWDERED (NATIONAL/SHAN)	PKT	25.00	25.00	25.00	20.00	25.00	20.00
CHILLIES POWD.NATIONAL 200GM	PKT	105.00	105.00	105.00	105.00	105.00	116.00
CHILLIES POWDER LOOS	KG.	266.67	260.00	320.00	280.00	237.50	250.00
CORRIANDER SEED POWD.NATIONAL	PKT	104.00	104.00	105.00	104.00	58.00	116.00
CORRIANDER SEED (LOOSE)	KG.	280.00	240.00	320.00	280.00	200.00	235.00
TURMERIC POWD.NATIONAL 50GM	PKT.	35.00	35.00	38.00	35.00	35.00	39.00
CURRY POWD. NATIONAL 200 GM	PKT.	87.00	87.00	87.00	87.00	92.50	87.00
TOMATO KETCHUP AHMED/MITCHL	BOTTLE	106.67	105.00	80.00	70.00	95.00	105.00
PICKLES AHMED/MITCHELLES	BOTTLE	123.33	117.50	100.00	100.00	92.50	110.00
VINEGAR SYNTHETIC (SIRKA)	BOTTLE	78.33	65.00	70.00	40.00	60.00	100.00
GARLIC	KG	293.33	290.00	300.00	310.00	145.00	300.00
GINGER	KG	140.00	100.00	100.00	260.00	210.00	140.00
TAPAL DANEDAR TEA 200GM PACKET	PKT	157.89	157.89	150.00	158.00	175.00	140.00
TEA LIPTON YELLOW LABEL 200GM.	PKT.	157.89	157.89	150.00	157.89	157.00	150.00
TEA LOOSE KENYA AV.QLTY 250GM.	PKT.	153.33	137.50	180.00	145.00	127.50	140.00
COFFEE-NESCAFE 75 GM. **	BOTTLE	300.00	320.00	350.00	290.00	350.00	360.00
COLD DRINK (STANDARD SIZ)	BOTTLE	26.67	30.00	25.00	25.00	25.00	25.00
FRUIT JUICE TETRA PACK	PKT.	15.00	15.00	25.00	17.50	20.00	30.00

Contd.

7.11 Intercity Consumer Prices October, 2016

Description	Unit	Peshawar	Mardan	Abbott- abad	Bannu	D.I. Khan	Mingora
MINERAL WATER NESTLE 1.5 LTR	BOTTLE	46.67	50.00	50.00	50.00	50.00	50.00
CIGARETTES K-2 10'S **	PKT	70.00	70.00	45.00	60.00	50.00	60.00
CIGARETTES CAPSTAN 10'S **	PKT	66.67	70.00	70.00	70.00	70.00	70.00
CIGARETTES GOLD LEAF 20'S	PKT	140.00	135.00	130.00	130.00	130.00	130.00
CIGARETTES MORVEN GOLD 20'S	PKT	70.00	70.00	70.00	70.00	60.00	70.00
BETEL LEAVES	50GM.	80.00	85.00	90.00	80.00	50.00	60.00
BETEL NUTS	KG.	500.00	475.00	400.00	300.00	280.00	400.00
LONG CLOTH 57" GUL AHMED/AL-KARAM	METER	300.00	300.00	250.00	180.00	227.50	320.00
SHIRTING AV.QLTY.	METER	283.33	325.00	225.00	150.00	150.00	175.00
PANT CLOTH W & WEAR AV.QLTY	METER	375.00	362.50	400.00	690.00	265.00	650.00
LAWN PRINTED GUL AHMED/AL-KARAM	METER	360.00	380.00	460.00	192.50	260.00	185.00
GEORGETTE AV.QLTY	METER	113.33	110.00	250.00	100.00	90.00	115.00
LINEN AV.QLTY ***	METER	155.00	175.00	150.00	148.75	80.00	145.00
HEAVY WT SUITING LAWERNCPUR AVG QLTY	METER	2503.33	2250.00	1850.00	900.00	750.00	1550.00
HEAVY WT SUITING LAWERNCPUR SUP QLTY	METER	2726.67	2500.00	1850.00	1050.00	1200.00	1850.00
TROPICAL SUITING LAW.PUR	METER	1553.33	1600.00	1300.00	700.00	750.00	1300.00
PANT BOY 24"/26" LENGTH.	EACH	457.50	350.00	500.00	750.00	311.25	375.00
SHIRT BOY 24"/26" LENGTH	EACH	360.00	265.00	500.00	350.00	250.00	325.00
SCHOOL UNI. PANT,SHIRT BOYS	SUIT	796.67	625.00	620.00	737.50	481.25	705.00
SCHOOL UNI. KAMEEZ,SHAL.BOYS	SUIT	763.33	575.00	800.00	695.00	450.00	475.00
SCHOOL UNI. KAMEEZ,SHAL.GIRL	SUIT	796.67	775.00	700.00	700.00	500.00	650.00
FROCK W/WEAR GIRLS	EACH	1075.00	1150.00	1100.00	925.00	680.00	550.00
AWAMI-SUIT W & W(BOY) 24"/26	SUIT	1013.33	950.00	1200.00	850.00	600.00	615.00
AWAMI-SUIT W&W (GENTS)AV.QLTY	SUIT	1683.33	1550.00	1900.00	1900.00	925.00	1300.00
PULLOVER GENTS OXFORD/BON.	EACH	3190.00	3187.50	3790.00	3400.00	2400.00	2750.00
PULLOVER LADIES OXFORD/BON.	EACH	3190.00	2800.00	3790.00	3250.00	2400.00	2750.00
PULLOVER (GENTS) OTHERS A.QLTY	EACH	1066.67	1100.00	1950.00	1475.00	825.00	1925.00
SECOND-HAND COAT FOR MEN	EACH	625.00	650.00	400.00	425.00	225.00	650.00
SECONDHAND SWEETER FOR MEN DUP QLTY	EACH	758.33	1100.00	425.00	300.00	250.00	550.00
SECONDHAND WINTER JACKET	EACH	808.33	1100.00	525.00	275.00	225.00	875.00
UNDERWEAR AV.QLTY MEDIUM SIZE	EACH	115.00	90.00	220.00	95.00	70.00	130.00
VEST FOR MEN AV.QLTY.	EACH	130.00	110.00	150.00	87.50	70.00	110.00
VEST/SHAMEEZ (WOMEN) AVG. QLTY	EACH	151.67	180.00	200.00	137.50	110.00	95.00
SOCKS NYLON (PAKISTANI)	PAIR	76.67	100.00	100.00	67.50	50.00	55.00
BRASSIER AV.QLTY.	EACH	130.00	120.00	80.00	162.50	85.00	110.00
BRASSIER SUP QLTY	EACH	266.67	190.00	250.00	255.00	110.00	210.00
DOPATTA GEORGETTE AV.QLTY.	EACH	250.00	250.00	350.00	260.00	250.00	350.00
DOPATTA COTTON AV GLTY	EACH	208.33	212.50	275.00	275.00	230.00	255.00
CHADDAR (W/WEAR) (2x2.5 MTR)	EACH	1050.00	950.00	600.00	472.50	337.50	800.00
LUNGI/DHOTI(COTTON) AVG. QLTY	EACH	291.67	300.00	350.00	430.00	230.00	210.00
HANDKERCHIEF AVG. QLTY PAK	EACH	27.50	30.00	40.00	20.00	42.50	27.50
HANDKERCHIEF SUP. QLTY PAK	EACH	50.00	45.00	50.00	40.00	50.00	50.00
GLOVES AV QLTY	PAIR	103.33	100.00	100.00	55.00	60.00	55.00
AZARBAND COTTON AVG. QLTY	EACH	30.00	30.00	12.50	20.00	11.00	10.00
SEWING THREAD/REEL(ASLI PARI)	EACH	8.50	8.50	7.00	5.00	5.00	5.00
WASHING CHARGES PAINT & SHIRT	SUIT	216.67	110.00	60.00	90.00	80.00	100.00
DRY CLEANING SUIT COAT PANT	SUIT	450.00	315.00	450.00	250.00	180.00	450.00
WASHING CH. (KAMIZ-SHALWAR)	PAIR	73.33	85.00	50.00	80.00	35.00	60.00
TAILORING SHIRT	EACH	500.00	525.00	600.00	325.00	265.00	500.00
TAILORING CHARGES PANT (MEN)	EACH	1383.33	800.00	1250.00	1050.00	550.00	950.00
TAILORING COAT-PANT SUIT	SUIT	5733.33	4800.00	6000.00	2950.00	2500.00	4400.00
TAILORING AWAMI-SUIT (MALE)	SUIT	641.67	625.00	575.00	550.00	575.00	550.00
TAILORING SUIT FEMALE	SUIT	558.33	550.00	425.00	475.00	412.50	650.00
GENTS SHOES PAUL BATA	PAIR	1199.00	1199.00	1199.00	1199.00	1199.00	1199.00
GENTS SANDAL BATA	PAIR	699.00	699.00	699.00	699.00	699.00	699.00
GENTS SPOUNG CHAPPAL BATA	PAIR	179.00	179.00	179.00	179.00	179.00	179.00
LADIES SANDAL BATA	PAIR	499.00	499.00	499.00	499.00	499.00	499.00
LADIES SPOUNG CHAPPAL BATA	PAIR	179.00	179.00	179.00	179.00	179.00	179.00
CHILD SHOE POWER LITE BATA	PAIR	599.00	599.00	599.00	599.00	599.00	599.00
GENTS SHOE, ART 1109 SERVICE	PAIR	999.00	999.00	999.00	999.00	999.00	999.00
NYLON JOGGER 27 SIZE 2-5 ***	PAIR	1299.00	1299.00	1299.00	1299.00	1299.00	1299.00
CHINA FOOT WEAR AV. QLTY (MALE) *	PAIR	983.33	950.00	900.00	925.00	750.00	1350.00
CHINA FOOT WEAR AV. QLTY (FEMALE) *	PAIR	850.00	875.00	900.00	800.00	475.00	512.50

Contd.

7.11 Intercity Consumer Prices October, 2016

Description	Unit	Peshawar	Mardan	Abbott- abad	Bannu	D.I. Khan	Mingora
CHINA FOOT WEAR AV. QLTY (CHILDREN) *	PAIR	566.67	575.00	700.00	475.00	325.00	475.00
SHOE REPAIR HALF SOLE	PAIR	136.67	110.00	100.00	87.50	95.00	210.00
SHOES POLISH CHARGES AVERAGE SHOP	PAIR	20.00	20.00	20.00	20.00	16.25	20.00
HOUSE RENT (combined)	MONTH	7762.00	3488.50	8366.00	3991.00	5720.00	3705.00
rent 2	pm	7762.00	3488.50	8366.00	3991.00	5720.00	3705.00
RENT3	PM	7762.00	3488.50	8366.00	3991.00	5720.00	3705.00
RENT4	PM	7762.00	3488.50	8366.00	3991.00	5720.00	3705.00
RENT5	PM	7762.00	3488.50	8366.00	3991.00	5720.00	3705.00
RENT6	PM	7762.00	3488.50	8366.00	3991.00	5720.00	3705.00
SYNTHETIC ENEMAL ROBIALAC BALTI 3.64 LTR.	EACH	1833.33	1650.00	1950.00	1820.00	2000.00	2250.00
SYNTHETIC ENEMAL ICI BALTI 3.64 LTR.	EACH	1873.33	1900.00	1850.00	1830.00	1989.00	2160.00
CEMENT (LOCAL) SPECIFY BRAND NAME	BAG	519.58	527.50	540.00	542.50	520.00	530.00
BRICKS (NEW) IST CLASS	P/1000	8566.67	8400.00	10000.00	6700.00	5875.00	10700.00
CEMENT BLOCKS (6"x8"x12")	P/100	2900.00	3000.00	2350.00	2200.00	2650.00	3475.00
BAJREE	100CFT	3300.00	3250.00	3500.00	1800.00	2875.00	2750.00
SAND (BLACK PIT SAND)	K100CFT	2066.67	1500.00	2450.00	1475.00	1450.00	3100.00
TIMBER SHESHAM LOG IST QUALITY	cubmt.	57286.67	60027.00	0.00	36000.00	32700.00	0.00
IRON BAR (M.S. BAR) 1/2"	P/TON	60250.00	62000.00	63000.00	61500.00	58200.00	60000.00
CARPANTER WAGE RATE	P/DAY	800.00	800.00	800.00	975.00	950.00	1000.00
MASON (RAJ) WAGE RATE	P/DAY	1000.00	900.00	800.00	1300.00	950.00	1000.00
UNSKILLED LABOUR WAGE RATE	P/DAY	500.00	500.00	600.00	575.00	475.00	600.00
PLUMBER WAGE RSTE	P/DAY	1200.00	1250.00	0.00	850.00	900.00	1000.00
ELECTICIAN WAGE RATE PER DAY **	P/DAY	916.67	950.00	0.00	700.00	900.00	1000.00
ELECTICIAN WAGE RATE PER POINT **	P/PNT	100.00	100.00	250.00	92.50	70.00	155.00
WATER CHARGES PER HOUSE	P/MONTH	150.00	120.00	175.00	200.00	100.00	130.00
ELECT.CHARGES UPTO 50 UNITS	P/UNIT	2.00	2.00	2.00	2.00	2.00	2.00
ELECT.CHARGES 01 - 100 UNIT	P/UNIT	6.18	6.18	6.18	6.18	6.18	6.18
ELECT.CHARGES 101 - 300 UNIT	P/UNIT	9.54	9.54	9.54	9.54	9.54	9.54
ELECT.CHARGES 301 - 1000 UNIT	P/UNIT	16.39	16.39	16.39	16.39	16.39	16.39
ELECT.CHARGES ABOVE 1000 UNIT	P/UNIT	18.39	18.39	18.39	18.39	18.39	18.39
ELEC	PM	10.50	10.50	10.50	10.50	10.50	10.50
GAS CHRg upto 3.3719 MMBUT	MMBTU	128.70	128.70	128.70	128.70	0.00	128.70
GAS CHRg 3.3719 - 6.7438 MMBUT	MMBTU	257.40	257.40	257.40	257.40	0.00	257.40
GAS CHRg 6.7438 - 10.1157 MMBUT	MMBTU	257.40	257.40	257.40	257.40	0.00	257.40
GAS CHRg10.1157 - 13.4876 MMBUT	MMBTU	702.00	702.00	702.00	702.00	0.00	702.00
GAS	PM	702.00	702.00	702.00	702.00	0.00	702.00
GAS	PM	409.50	409.50	409.50	409.50	0.00	409.50
KEROSENE OIL	LTR	75.00	77.50	90.00	85.00	72.50	90.00
FIREWOOD WHOLE	40 KG.	691.67	525.00	400.00	490.00	350.00	550.00
CHAIR SHESHAM WOOD WITH ARMS **	EACH	1766.67	1850.00	2000.00	1100.00	2550.00	1450.00
CHAIR PLASTIC (CHAIRMAN) AVERAGE QUALITY	EACH	1183.33	1200.00	940.00	667.50	800.00	900.00
TABLE SHESHAM WOOD (4X2X5") ***	EACH	6166.67	6000.00	7000.00	6700.00	4500.00	5000.00
SOFASET WOODEN WITH FOAM SEAT **	SET	22333.33	17000.00	17000.00	15250.00	18000.00	21000.00
COT IRON (WITH NIWAR)AV.QLTY.	EACH	2100.00	2100.00	2700.00	2275.00	2300.00	2000.00
ALMIRAH (STEEL) 6'X3' 20 GUAGE	EACH	9166.67	9000.00	14750.00	9350.00	9300.00	9000.00
DINNING TABLE 6 CHAIRS A.QLTY	SET	27166.67	27500.00	35000.00	11750.00	17000.00	22500.00
SINGLE BED WITHOUT FOAM MED.	EACH	6916.67	6250.00	7000.00	3650.00	5700.00	4750.00
MATRESS SINGLE(4"THICK)	EACH	4676.67	4700.00	4600.00	4550.00	3350.00	5560.00
FARSHI DARI 12'X9' AV.QLTY	EACH	1266.67	1150.00	2100.00	1475.00	1100.00	1550.00
DARI COTTON (6'x2 1/2') AV.QL	EACH	300.00	225.00	300.00	465.00	400.00	1175.00
CARPET PLAIN AV. QLTY	SQFT.	40.00	45.00	55.00	44.50	35.00	42.50
QUILT (LIHAF) 3 KG. COTTON	EACH	1033.33	1050.00	1100.00	900.00	600.00	650.00
BLANKET (90" x 54")	EACH	3016.67	2300.00	3500.00	3150.00	2900.00	5250.00
BEDSHEET SINGLE BED SUP.QLTY	EACH	866.67	800.00	900.00	525.00	500.00	700.00
BED SHEET DOUBLE WITH TWO PILLOW COVERS SUP QLTY	SET	1650.00	1500.00	2000.00	1387.50	1075.00	1500.00
TOWEL(3'x2') AV. QALTY	EACH	325.00	225.00	475.00	300.00	275.00	250.00
CEILING FAN 48" SUPER QLTY **	EACH	3083.33	3000.00	3000.00	3600.00	3250.00	2950.00
PEDESTAL FAN 22" SUPER QLTY	EACH	4600.00	4250.00	4500.00	4762.50	4730.00	3550.00
REFG. DAWLENCE 10 CFT. D.DOOR	EACH	30133.33	28000.00	30000.00	36000.00	33500.00	28750.00
D-FREEZER WAVES 8 CFT.	EACH	29333.33	30000.00	29500.00	40000.00	29000.00	30500.00
AIRCONDITIONER 1.5 TON PEL	EACH	40000.00	41000.00	39500.00	46250.00	44000.00	44000.00
SPLIT AIR CONDITIONER 1.5 TON (SPECIFY BRAND NAME)	EACH	43666.67	44000.00	42000.00	45000.00	41250.00	48000.00
AIRCOOLER SUPER ASIA	EACH	15566.67	15000.00	13750.00	11250.00	14900.00	9750.00

Contd.

7.11 Intercity Consumer Prices October, 2016

Description	Unit	Peshawar	Mardan	Abbott- abad	Bannu	D.I. Khan	Mingora
WASHING MACHINE SINGER	EACH	15566.67	17000.00	16000.00	14700.00	14700.00	14700.00
SEWING MACHINE(SINGER)	EACH	7200.00	7200.00	6095.00	5910.00	5000.00	6095.00
GIZER LARGE SIZE 30 GALLON CAPACITY SUP QLTY	EACH	20766.67	22900.00	16200.00	15200.00	17537.50	16500.00
GAS BURNER DOUBLE SPFY.BRAND	EACH	3183.33	2975.00	3500.00	2695.00	2350.00	1412.50
ELECT. IRON PHILIPS MDL.1120	EACH	3533.33	3200.00	3100.00	1500.00	1375.00	1500.00
ELECTRIC JUICER FOR APPLE	EACH	5300.00	4500.00	4000.00	4800.00	3625.00	1700.00
S.STEEL DEGHCHI MEDIUM SIZE ***	EACH	788.33	725.00	650.00	590.00	500.00	600.00
ALUMINIUM COOKING PAN (DEGCHI) MED SIZE	EACH	683.33	625.00	600.00	585.00	425.00	750.00
NON STICK COOKING PAN (DEGCHI) SUP. QLTY	EACH	1158.33	900.00	1000.00	570.00	525.00	750.00
FRYING PAN STEEL AVG. QLTY MED. SIZE	EACH	450.00	350.00	350.00	470.00	352.50	275.00
TAWA IORN (MEDIUM SIZE) AVG. QLTY	EACH	391.67	375.00	500.00	600.00	355.00	325.00
S.STEEL PLATE A.QLTY.(M.SIZE)	EACH	72.50	65.00	77.50	65.00	55.00	72.50
TABLE SPOON S.STEEL SUP.QLTY.	DOZEN	483.33	250.00	475.00	505.00	265.00	550.00
WATER SET JUG+6 GLASSES (OMROC)	SET	533.33	475.00	425.00	487.50	512.50	450.00
TEA SET PAK. CHINAWARE 21 PCS.	SET	2566.67	2100.00	2100.00	1500.00	1550.00	2650.00
DINNER SET PLASTIC 72 PIECES SUPERIOR QLTY	SET	8583.33	8000.00	6000.00	4350.00	3250.00	3750.00
HOTPOT SET PLASTIC 3 PCS.	SET	1233.33	1150.00	2000.00	1590.00	1025.00	1725.00
BUCKET(BALTI) PLASTIC MED.SIZ	EACH	366.67	325.00	337.50	465.00	290.00	275.00
LOTA PLASTIC (MED SIZE) AVERAGE QUALITY	EACH	55.00	45.00	55.00	40.00	38.75	65.00
PRESURE COOKER 4 LTR.	EACH	1366.67	1100.00	975.00	1500.00	1375.00	1450.00
WATER COOLER 9/10 LTR.PLASTIC ***	EACH	500.00	475.00	725.00	450.00	600.00	475.00
THERMOS STARVAC 1 LTR	EACH	483.33	462.50	500.00	550.00	500.00	675.00
BULB PHILIPS 100-WATTS	EACH	40.00	40.00	30.00	30.00	30.00	37.50
TUBE LIGHT PHILIPS 40 WATTS	EACH	100.00	100.00	105.00	95.00	125.00	100.00
ELECTRIC BLUBS "0" WATTE LOCAL	EACH	20.00	20.00	22.50	20.00	22.50	20.00
ELECTRIC BLUB ENERGY SAVER 14 WATTS	EACH	170.00	170.00	162.50	160.00	170.00	200.00
WASHING SOAP 250 GMS SPECIFY BRAND NAME	EACH	40.00	40.00	40.00	37.00	37.50	27.50
SURF EXCEL 400 GMS POLY BAG	EACH	130.00	125.00	127.50	120.00	111.25	130.00
WASHING POWDER 1000 GRM	EACH	150.00	185.00	185.00	160.00	185.00	185.00
WASHING POWDER (WHEEL/ BONUS) 100 GRAMS	EACH	90.00	90.00	90.00	95.00	105.00	90.00
CLEANSER POWDER VIM 1000 GM	PKT.	75.00	75.00	75.00	75.00	72.50	60.00
FINIS 500 ML	BOTTLE	170.00	170.00	182.50	140.00	110.00	110.00
PHNYLE TYPHONE/FINIS/CARRANITE 3 LITRES	BOTTLE	150.00	165.00	165.00	137.50	125.00	130.00
HARPIC	BOTTLE	150.00	150.00	150.00	145.00	148.75	125.00
BOOT POLISH CHERRY/KIWI 50ML	EACH	103.33	105.00	100.00	100.00	90.00	100.00
ROBIN BLUE (35 GRAMS)	PKT.	53.33	55.00	45.00	40.00	28.00	30.00
TISSU PAPER PERFUMED 100 PCS.	PKT	108.33	110.00	105.00	95.00	102.50	90.00
TOILET PAPER ROLL (R.PETEL)	P/ROLL	40.00	40.00	40.00	35.00	35.00	27.50
BOOT POLISH LIQUID CHEERY BLOSSOM KIWI 75 ML	BOTTLE	148.33	135.00	130.00	120.00	137.50	117.00
MATCH BOX SMALL	EACH	2.00	2.00	2.00	2.50	1.00	1.00
DRY CELL 1.5 VOLT(LOCAL)	EACH	33.33	30.00	15.00	25.00	20.00	20.00
HAND STITCHING NEEDLE M.SIZE	PACKET	5.83	6.00	10.00	6.00	6.00	5.00
SEWING MACHINE NEEDLE (SINGER)	EACH	5.83	6.00	7.50	5.00	5.00	5.00
HOUSEHOLD SERVANT FEMALE P/T	P/MNTH	1516.67	1200.00	3000.00	1625.00	2750.00	3500.00
MARRIAGE HALL WITH FURNITURE	P/HEAD	233.33	225.00	150.00	90.00	100.00	60.00
SEPTRAN TABLETS	10TAB.	15.00	20.00	18.00	18.00	20.00	20.00
BRUFEN TABS 200-MG.	10TAB.	10.67	10.00	10.00	10.00	10.00	10.00
PANADOL TAB. EXTRA/PLAIN	10TAB.	12.00	12.00	12.00	13.00	12.00	15.00
DISPRIN TAB.	10TAB.	12.00	12.00	12.00	13.00	12.00	11.00
TRISIL TAB.	10 TAB	10.00	10.00	10.00	10.00	10.00	10.00
FLAGYL TAB. 200 MG.	10TAB.	15.00	10.00	10.00	10.00	10.00	10.00
VENTOLIN TAB. 2MG.	10TAB.	10.00	10.00	10.00	10.00	9.67	10.00
DAONIL TAB. 5 MG.	10TAB.	17.00	17.00	16.30	17.00	16.80	17.00
ENTOX TAB.	10TAB.	10.00	10.00	15.00	10.00	15.00	10.00
RENITEC TAB. 5 MG.	10TAB.	58.50	59.00	58.00	59.00	58.00	58.50
CAC. 1000 TAB	BOTTLE	122.00	120.00	122.00	122.00	122.00	122.00
AMOXIL CAPSOLE 250 MG.S	10CAP.	35.33	35.00	36.00	36.00	36.00	36.00
CALCIUM SYRUP SANDOZ	BOTTLE	64.00	64.00	64.00	64.00	64.00	64.00
LEDERPLEX SYRUP	BOTTLE	52.00	52.00	52.00	52.00	52.74	53.00
SANCOS SYRUP (50 ML.)	BOTTLE	30.00	30.00	30.00	30.00	30.00	30.00
PHENERGAN SYRUP 120 ML.	BOTTLE	33.00	33.00	33.00	34.00	34.00	33.00
CALPOL SYRUP 60 ML.	BOTTLE	28.00	28.00	28.00	28.00	28.00	28.00
HYDRYLLIN SYRUP 120 ML.	BOTTLE	67.67	65.00	65.00	69.00	69.00	65.00

Contd.

7.11 Intercity Consumer Prices October, 2016

Description	Unit	Peshawar	Mardan	Abbott- abad	Bannu	D.I. Khan	Mingora
POLYFAX EYE OINTMENT	TUBE	21.00	21.00	21.00	23.00	21.75	21.00
BETNESOL EYE DROPS	BOTTLE	33.89	33.89	34.00	33.89	33.89	34.00
EAR DROPS (CARDISPORINE) ***	BOTTLE	25.00	25.00	21.00	25.00	21.00	21.00
BETNOVATE-N OINTMENT 5 GMS	TUBE	17.00	16.00	16.00	16.00	16.00	16.00
BURNOL CREAM 30 GRM	TUBE	0.00	0.00	0.00	0.00	0.00	0.00
VICKS VAPORUB/BALM	BOTTLE	36.00	36.00	36.00	36.00	36.00	36.00
GLYCRINE SMALL BOTTLE	BOTTLE	23.33	30.00	30.00	32.00	18.00	30.00
JOUHAR JOSHANDA	PKT.	9.33	10.00	8.00	8.00	8.00	10.00
GALXOS-D (450 GRMS)	PKT.	157.33	140.00	151.88	140.00	142.50	165.00
GRIPE-WATER WOODWARDS	BOTTLE	55.00	55.00	55.00	55.00	55.00	55.00
SANIPLAST ONE PUTTY	EACH	2.00	2.00	2.00	2.00	1.50	2.00
O.R.S. (NIMCOL)	PKT.	17.00	17.00	17.00	17.00	15.00	15.00
DETTOL (MEDIUM)	BOTTLE	56.00	65.00	55.00	46.80	48.00	55.00
COTTON BANDAGE 2" - 4"	EACH	9.00	9.00	15.00	10.00	5.50	4.00
THERMOMETER CHINA	EACH	42.00	40.00	70.00	40.00	45.00	40.00
DOCTOR (MBBS) CLINIC FEE	P/PAT.	266.67	250.00	400.00	150.00	250.00	350.00
URINE TEST (DR) CHARGES	P/TEST	100.00	100.00	100.00	100.00	120.00	100.00
BLOOD TEST (CP) CHARGES	P/TEST	200.00	200.00	287.50	175.00	130.00	250.00
SUGAR TEST (RANDOM/FASTING BOTH) CHARGES	P/TEST	200.00	200.00	100.00	140.00	140.00	100.00
ECG CHARGES	P/TEST	183.33	150.00	250.00	250.00	300.00	150.00
X-RAY (CHEST) CHARGES	P/X-RAY	283.33	300.00	250.00	225.00	300.00	180.00
CAR SUZUKI 800 CC (W/O. A/C)	EACH	713666.67	713000.00	640000.00	0.00	662000.00	0.00
CAR SUZUKI 1000 CC	EACH	1200200.00	1149000.00	1105000.00	0.00	1097000.00	0.00
CAR TOYOTA 1300 CC	EACH	1703000.00	1703000.00	1840000.00	0.00	1772000.00	0.00
CAR HONDA CIVIC	EACH	2679000.00	2679000.00	2661000.00	0.00	0.00	0.00
MOTORCYCLE HONDA CD-70.	EACH	63500.00	63500.00	63500.00	63500.00	63875.00	63500.00
MOTORCYCLE YAMAHA 100CC.	EACH	80000.00	80000.00	79300.00	79000.00	79300.00	0.00
MOTOR CYCLE HERO 70 CC	EACH	43333.33	43000.00	46000.00	43000.00	45000.00	45000.00
BICYCLE WITH TYRES & TUBES	EACH	9000.00	7700.00	9900.00	9300.00	6825.00	6650.00
TYRE CAR WITH TUBE GENERAL	EACH	3593.33	3300.00	3000.00	4900.00	3500.00	3500.00
TYRE MOTOR CYCLE WITHOUT TUBE	EACH	1291.67	1300.00	1150.00	1175.00	1050.00	1250.00
TYRE CYCLE SPECIFY BRAND NAME	EACH	331.67	300.00	550.00	540.00	325.00	500.00
TYRE CAR W/O TUBE	EACH	3460.00	3000.00	2625.00	4600.00	3600.00	3350.00
PETROL SUPER	LITRE	64.21	64.21	64.21	64.21	64.21	64.21
HIGH SPEED DIESEL HSD	LITRE	72.46	72.46	72.46	72.46	72.46	72.46
CNG	K.G.	75.82	0.00	0.00	0.00	0.00	75.82
GAS CYLINDER STAND. SIZE	EACH	1063.33	1100.00	1000.00	1020.00	1125.00	1030.00
MOTOR CYCLE SERVICE CHARGES	EACH	300.00	280.00	300.00	325.00	275.00	262.50
CAR SERVICE CHARGES	EACH	300.00	300.00	400.00	0.00	400.00	282.50
TYRE PUNCTURE CHARGES	EACH	60.83	50.00	75.00	80.00	50.00	55.00
CYCLE OVERHAULING CHARGES	EACH	350.00	350.00	275.00	600.00	300.00	250.00
CAR TAX FOR 800CC TO 1300CC	YEARLY	1075.00	1075.00	1075.00	1075.00	1075.00	1075.00
TRAIN FARE ECO. 1-100 KM.	P/KM.	0.68	0.00	0.68	0.68	0.00	0.00
TRAIN FARE ECO. 101-500 KM.	P/KM.	0.98	0.00	0.98	0.98	0.00	0.00
TRAIN FARE ECO. > 500 KM.	P/KM.	0.89	0.00	0.89	0.89	0.00	0.00
TRAIN FARE IST SLP. 1-100KM	P/KM.	2.10	0.00	2.10	2.10	0.00	0.00
TRAIN FARE IST SLP.101-500 KM	P/KM.	2.59	0.00	2.59	2.59	0.00	0.00
TRAIN FARE IST SLP. > 500 KM	P/KM.	1.99	0.00	1.99	1.99	0.00	0.00
TRAIN FARE A/C SLP. 1-100KM.	P/KM.	5.76	0.00	5.76	5.76	0.00	0.00
TRAIN FARE A/C SLP.101-500KM	P/KM.	4.59	0.00	4.59	4.59	0.00	0.00
TRAIN FARE A/C SLP > 500KM.	P/KM.	4.16	0.00	4.16	4.16	0.00	0.00
PLATFORM TICKET	EACH	10.00	0.00	10.00	10.00	0.00	0.00
AUTO RICKSHAW FARES	KM/MIN	53.33	60.00	50.00	40.00	50.00	50.00
FULL TONGA CHARGES	KM/MIN	60.00	60.00	60.00	50.00	0.00	0.00
TAXI 4 SEATER FARE	KM/MIN	100.00	100.00	150.00	40.00	150.00	75.00
BUS FARE MIN (WITHIN CITY)	TICKET	10.00	10.00	10.00	10.00	0.00	0.00
BUS FARE MAX (WITHIN CIT	TICKET	20.00	19.00	10.00	20.00	0.00	0.00
BUS FARE OUTSIDE CITY	P/KM.	0.79	0.79	0.79	0.79	0.79	0.79
A/C BUS FARE OUTSIDE CITY	P/KM.	0.90	0.90	0.90	0.90	0.90	0.90
MINIBUS FARE MIN.WITH IN CITY	TICKET	10.00	0.00	0.00	0.00	0.00	0.00
MINIBUS FARE MAX.WITH IN CITY	TICKET	20.00	0.00	0.00	0.00	0.00	0.00
SUZUKI FARE MIN.WITH IN CITY	TICKET	10.00	10.00	10.00	0.00	10.00	10.00
SUZUKI FARE MAXIMUM W.IN CITY	TICKET	20.00	20.00	13.00	0.00	15.00	15.00

Contd.

7.11 Intercity Consumer Prices October, 2016

Description	Unit	Peshawar	Mardan	Abbott- abad	Bannu	D.I. Khan	Mingora
AIR FARE ECONOMY CLASS.	P/KM.	19.26	0.00	0.00	0.00	0.00	0.00
POSTAL ENVELOPE DOMESTIC	EACH	8.00	8.00	8.00	8.00	8.00	8.00
ENVELOPE FOR SAUDI ARABIA	EACH	50.00	50.00	50.00	50.00	50.00	50.00
POSTAL REGISTRATION CHARGES	EACH	28.00	28.00	38.00	36.00	28.00	38.00
U.M.S. REG CHARGES MIN.	EACH	58.67	58.00	59.00	59.00	60.00	59.00
T.C.S. CH. MIN.WITH IN ZONE	EACH	153.33	160.00	150.00	110.00	180.00	130.00
TELEPHONE CHARGES LOCAL CALL	P/CALL	3.94	3.94	3.94	3.94	3.94	3.94
TEL CHARGES OUT SIDE CITY	P/CALL	3.94	3.94	3.94	3.94	3.94	3.94
INTERNET CHARGES	P/HOUR	30.00	30.00	30.00	50.00	42.50	40.00
MOBILE CELL CHARGES	P/UNIT	2.88	2.88	4.00	2.88	2.50	2.50
FAX CHARGES (LOCAL)	P/PAGE	20.00	30.00	20.00	15.00	15.00	10.00
TELEPHONE SET AV. QLTY	EACH	1183.33	1250.00	1650.00	1050.00	1300.00	1200.00
MOBILE SET NOKIA/SONY/ERICSON/SAMSUNG WITHOUT CAMERA	EACH	2783.33	2900.00	2750.00	2900.00	2250.00	2550.00
T.V. 20" COLORED WEGA H-A21.	EACH	25333.33	33000.00	20000.00	24000.00	20000.00	25500.00
T.V 20" COLOR CHINA/KORIA)	EACH	8833.33	10000.00	8000.00	11000.00	9550.00	8500.00
V.C.P. PANASONIC/LG/NAT	EACH	4000.00	0.00	6500.00	6750.00	5000.00	0.00
DVD/VCD PLAYER PANASONIC/LG	EACH	3066.67	4000.00	6800.00	1950.00	5500.00	1850.00
RADIO WITH C.PLAYER NATIONAL	EACH	2633.33	2650.00	2500.00	2175.00	1900.00	1450.00
PERSONNEL COMPUTER (BRANDED)	EACH	50000.00	48800.00	41000.00	50000.00	41500.00	34500.00
VID. CASSETTE BLK. TDK/SONY	EACH	100.00	100.00	55.00	110.00	100.00	125.00
COM. C.D. (TDK/IMATION)	EACH	40.00	40.00	50.00	65.00	50.00	15.00
TAPE RECORDER CASSETTE BLANK	EACH	30.00	30.00	60.00	25.00	42.50	70.00
VIDEO GAME SEGA 16 BYTE	EACH	1250.00	1250.00	11000.00	1500.00	1475.00	0.00
CINEMA A/C. HIGH CLASS	TICKET	85.00	30.00	0.00	0.00	0.00	0.00
CINEMA NON-A/C HIGH CLASS	TICKET	85.00	30.00	30.00	40.00	50.00	100.00
CABLE CHARGES	P/ MONTH	200.00	300.00	300.00	325.00	300.00	200.00
TV.LICENCE FEE DOMESTIC	YEARLY	420.00	420.00	420.00	420.00	420.00	420.00
ENGLISH BOOK CLASS V1	EACH	75.00	75.00	75.00	75.00	75.00	75.00
ENGLISH BOOK CLASS IX OR X	EACH	68.00	68.00	68.00	68.00	68.00	68.00
ENG. BOOK IST.YR COMPLETE SET	EACH	76.00	76.00	76.00	76.00	76.00	76.00
ENGLISH BOOK BA/B.SC	EACH	120.00	120.00	120.00	120.00	120.00	120.00
URDU BOOK CLASS V (T.B.BORD)	EACH	76.00	76.00	76.00	76.00	76.00	76.00
URDU BOOK CLASS IX/X(T.B.B)	EACH	58.50	58.50	58.50	58.50	58.50	58.50
URDU BOOK IST.YEAR/INTER	EACH	81.00	76.00	76.00	76.00	76.00	76.00
URDU BOOK BA/B.SC	EACH	170.00	160.00	160.00	160.00	160.00	160.00
MATHS BOOK CALSS V (T.B.B)	EACH	105.00	112.50	105.00	105.00	105.00	105.00
MATHS BOOK CLASS IX OR X	EACH	117.00	117.00	117.00	117.00	117.00	117.00
MATHS BOOK IST.YEAR (T.B.B)	EACH	176.00	176.00	176.00	176.00	176.00	176.00
PAKISTAN STUDIES BOOK BA/B.SC	EACH	120.00	120.00	120.00	120.00	120.00	120.00
DAILY "DAWN"	P/COPY	19.00	19.00	19.00	19.00	19.00	19.00
DAILY "JANG"	P/COPY	12.00	12.00	12.00	12.00	12.00	12.00
DAILY "NAWA-E-WAQT"	P/COPY	12.00	12.00	12.00	12.00	12.00	12.00
WEEKLY "AKHBAR-E-JAHAN"	P/COPY	55.00	55.00	55.00	55.00	55.00	55.00
WEEKLY "MAG"	P/COPY	45.00	45.00	45.00	45.00	45.00	45.00
MONTHLY "NAUNEHAL DIGEST"	P/COPY	35.00	35.00	35.00	35.00	35.00	35.00
PAPER FOOLSCAPE (27"x17")	QUIRE	20.00	20.00	35.00	35.00	47.50	25.00
EXERCISE.BOOK LINED 80/100 PGS	EACH	71.67	65.00	65.00	55.00	45.00	65.00
PENCIL.GOLDFISH/DEER	EACH	6.67	7.00	6.00	6.00	5.00	10.00
PEN INK DOLLOR 57 ML BOTTLE	EACH	20.00	20.00	25.00	20.00	20.00	20.00
PHOTOSTATE PAPER 70 GM	PRT	305.00	300.00	370.00	300.00	355.00	350.00
BALL PEN (local)	EACH	7.00	7.25	7.00	8.50	5.00	10.00
FOUNTAIN PEN HERO/WINGS/CHINA	EACH	44.17	60.00	55.00	35.00	40.00	50.00
PRIVATE SCHOOL FEE ENGLISH MEDIUM AVERAGE STANDARD (CLASS I)	P/ MONTH	1966.67	2000.00	2500.00	575.00	500.00	1000.00
PRIVATE SCHOOL FEE ENGLISH MEDIUM AVERAGE STANDARD (CLASS V)	P/ MONTH	2200.00	2300.00	3000.00	750.00	800.00	1000.00
PRIVATE SCHOOL FEE ENGLISH MEDIUM AVERAGE STANDARD (CLASS VI)	P/ MONTH	2200.00	2300.00	3500.00	800.00	1000.00	1250.00
PRIVATE SCHOOL FEE ENGLISH MEDIUM AVERAGE STANDARD (CLASS X)	P/ MONTH	2266.67	2800.00	4000.00	950.00	1800.00	2000.00
PRIVATE MEDICLE COLLEGE FEE MBBS (IST YEAR)	P/ MONTH	52333.33	0.00	50000.00	0.00	0.00	0.00
PRIVATE ENGINEERING COLLEGE FEE (ISTR YEAR)	P/ MONTH	15000.00	15000.00	0.00	0.00	0.00	0.00
GOVT. COLLEGE FEE IST. YEAR	MONTH	43.75	42.09	50.00	45.83	42.09	31.25
GOVT. COLLEGE FEE 4TH. YEAR	MONTH	50.00	54.79	50.00	50.00	54.90	54.90
GOVT. UNIVERSITY FEE MSC.	MONTH	1487.93	1487.93	539.58	1333.00	540.00	540.00
GOVT. MED. COLLEGE FEE MBBS	MONTH	641.67	641.66	641.00	642.00	641.66	641.70
GOVT. ENGG. COLL. FEE I YEAR	MONTH	595.83	595.83	0.00	404.17	595.83	0.00

Contd.

7.11 Intercity Consumer Prices October, 2016

Description	Unit	Peshawar	Mardan	Abbott- abad	Bannu	D.I. Khan	Mingora
COACHING FEE FOR CLASS IX/X	P/ MONTH	2500.00	2500.00	1200.00	800.00	1000.00	1750.00
COACHING CHARGES FOR CLASS 1ST YEAR/INTER (SCIENCE)	P/ MONTH	3000.00	3000.00	1500.00	800.00	1100.00	2750.00
COACHING CHARGES FOR CLASS 1ST YEAR/INTER (COMMERCE)	P/ MONTH	3000.00	3000.00	1500.00	750.00	1000.00	950.00
I.T. TUITION FEES	P/ MONTH	8667.00	5000.00	4166.00	3000.00	2100.00	0.00
MBA TUITION FEES	P/ MONTH	7889.00	6000.00	3000.00	3500.00	2100.00	0.00
BREAD TANDOORI ST. SIZE	EACH	10.00	10.00	10.00	10.00	6.00	10.00
COOKED MUTTON (AV. HOTEL)	PLATE	183.33	120.00	150.00	160.00	140.00	185.00
COOKED BEEF (AV. HOTEL)	PLATE	121.67	100.00	85.00	100.00	100.00	125.00
COOKED DAL (AV. HOTEL)	PLATE	60.00	60.00	50.00	50.00	70.00	65.00
CHICKEN BIRYANI FULL/DOUBLE	PLATE	133.33	140.00	150.00	130.00	145.00	190.00
TEA PREPARED (ORDINARY)	CUP	15.00	20.00	20.00	20.00	15.00	17.50
HAIRCUT CHARGES FOR MEN	P/CUT	141.67	120.00	80.00	80.00	55.00	82.50
BEAUTY PORL HAIR STYL CHARGE	P/STY.	233.33	225.00	600.00	167.50	140.00	450.00
SHAVING CHARGES	PER SHV	76.67	80.00	50.00	40.00	32.50	55.00
LIPSTICK S.MISS/MEDORA	EACH	113.33	120.00	115.00	120.00	100.00	60.00
NAIL POLISH S.MISS/MEDORA	EACH	103.33	100.00	105.00	120.00	100.00	85.00
PERFUME MED.SIZE MEDORA/BROACH	EACH	186.67	200.00	140.00	160.00	180.00	150.00
HAIR-OIL AMLA/CHAMBELI	BOTTLE	120.00	130.00	120.00	190.00	85.00	215.00
TOILET SOAP LUX 95 GRAMS	EACH	40.67	42.00	40.00	44.00	39.00	35.00
TOILET SOAP LIFEBOUY 140 GRM	EACH	37.00	37.00	36.00	36.00	36.00	43.87
TOILET SOAP SAFEGUARD BATH SIZE	EACH	48.00	48.00	46.00	50.00	48.00	46.00
TOOTHPASTE MACKLINES 70 GRM	EACH	50.00	50.00	50.00	50.00	50.00	50.00
TOOTHPAST MED SIZE CLGATE 70 GMS	EACH	67.50	70.00	70.00	70.00	60.00	75.00
TOOTHBRUSH SHEILD A/PLAUQUE	EACH	41.67	40.00	45.00	32.50	40.00	40.00
TOOTHPOWDER DENTONIC 90 GRM	EACH	30.67	32.00	30.00	30.00	25.00	22.00
HAIR-COLOUR BEGIN (6 GMS)	EACH	103.33	100.00	100.00	95.00	95.00	105.00
HAIR COLOUR (KALAKOLA)	BOTTLE	130.00	130.00	130.00	120.00	125.00	130.00
FACECREAM PONDS (MEDIUM)	EACH	116.67	120.00	120.00	130.00	110.00	110.00
TALC POWDER VICE ROAY,B.CAT	EACH	136.67	150.00	145.00	135.00	110.00	110.00
BLADE TREET ORDINARY 10'S	PKT.	36.67	30.00	45.00	30.00	30.00	30.00
BLADE 7-O-CLOCK STAIN. 5'S	PKT.	35.00	35.00	30.00	30.00	35.00	37.50
SHAMPOO SUNSILK/PAINTIN 100 ML	BOTTLE	100.00	100.00	100.00	100.00	100.00	100.00
BEAUTY CREAM (FAIR & LOVELY)	EACH	73.33	75.00	185.00	75.00	170.00	115.00
HAIR REMOVING CREAM (EU-CREAM)	TUBE	66.67	70.00	65.00	75.00	55.00	60.00
GEL MEDIUM SIZE	BOTTLE	120.00	120.00	150.00	60.00	85.00	120.00
DISPOSABLE RAZOR GILLET-II	EACH	45.00	45.00	45.00	35.00	45.00	50.00
SHAVING CREAM TOUCH-ME/ADM.	EACH	65.00	65.00	65.00	60.00	55.00	60.00
GOLD TEZABI 24 CT	10 GM.	44000.00	44000.00	43038.00	44450.00	43850.00	43000.00
SILVER TEZABI 24 CT	10 GM.	667.00	667.00	643.00	750.00	610.00	558.00
ARTIFICIAL JEWELLARY SET	SET	983.33	950.00	750.00	1000.00	230.00	2125.00
WRIST WATCH GENTS CITIZEN (ORIGINAL) ***	EACH	4000.00	4000.00	2000.00	2500.00	2500.00	4000.00
WRIST WATCH LADIES CITIZEN (ORIGINAL) ***	EACH	4000.00	4000.00	1750.00	2500.00	2500.00	2750.00
WALL CLOCK QUARTZ AV.QLTY	EACH	1350.00	1500.00	525.00	512.50	255.00	650.00
SUITCASE REXIN (24"x16"x6")	EACH	725.00	625.00	1200.00	800.00	725.00	850.00
TRUNK MEDIUM SIZE ***	EACH	1500.00	1500.00	1200.00	1800.00	1300.00	950.00
PURSE LADIES (LEATHER) AVERAGE QUALITY	EACH	1233.33	975.00	700.00	850.00	500.00	600.00

7.11 Intercity Consumer Prices October, 2016

Description	Unit	Quetta	Turbat	Gawadar	Loralai	Khuzdar	D.M. Jamali
WHEAT	10 KG.	350.00	440.00	445.00	380.00	350.00	320.00
WHEAT FLOUR FINE/SUPERIOR.	KG.	51.00	50.00	50.00	42.50	40.00	40.00
WHEAT FLOUR AVG. QLTY	KG.	49.00	45.00	47.00	40.00	40.00	38.00
WHEAT FLOUR BAG	10 KG.	400.00	460.00	470.00	380.00	380.00	355.00
MAIDA	KG.	60.00	76.00	75.00	70.00	43.00	50.00
SUJI	KG.	60.00	80.00	80.00	70.00	70.00	50.00
BESAN AV. QLTY.	KG.	155.00	140.00	140.00	140.00	120.00	140.00
RICE BASMATI SUP. QLTY.	KG.	150.00	150.00	160.00	120.00	90.00	110.00
RICE BASMATI 385/386	KG.	80.00	75.00	90.00	90.00	50.00	77.50
RICE BASMATI BROKEN AV.QLTY	KG.	60.00	65.00	70.00	60.00	40.00	52.50
RICE IRRI-6 (SINDH/PUNJAB)	KG.	50.00	45.00	54.00	50.00	40.00	37.50
VERMICELLI	KG.	75.00	80.00	80.00	80.00	70.00	75.00
BREAD PLAIN MEDIUM SIZE	EACH	40.00	30.00	30.00	40.00	40.00	37.50
RUSK (PAPAY)	KG.	135.00	160.00	200.00	180.00	160.00	140.00
BISCUITS-PACKED	PKT	35.00	35.00	35.00	40.00	35.00	35.00
BISCUIT-BAKERY (LOOSE)	250 GM	55.00	60.00	60.00	75.00	90.00	70.00
CORNFLAKS FAUJI 225 GM.	PKT	198.00	152.00	154.00	135.00	153.00	190.00
SAMOSA (VEGATABLE)	EACH	12.00	10.00	10.00	15.00	7.00	10.00
PASTRY AV.QLTY.	EACH	22.50	22.00	20.00	30.00	15.00	20.00
PATTIES (VEGATABLES)	EACH	25.00	22.00	20.00	30.00	15.00	30.00
NIMCO	250 GM	45.00	70.00	90.00	75.00	90.00	70.00
CHIPS	250 GM	50.00	75.00	90.00	60.00	85.00	65.00
BEEF WITH BONE AV.QLTY.	KG	335.00	440.00	430.00	320.00	320.00	260.00
MUTTON AV.QLTY.	KG	660.00	700.00	700.00	600.00	550.00	545.00
CHICKEN FARM BROILER (LIVE)	KG	165.00	245.00	260.00	145.00	195.00	150.00
FISH-RAHU MEDIUM SIZE	KG	310.00	380.00	345.00	320.00	220.00	275.00
MILK FRESH (UNBOILED)	LTR.	90.00	110.00	110.00	95.00	80.00	80.00
CURD	KG.	100.00	120.00	120.00	95.00	90.00	120.00
MILK TETRA PACK 1/2 LTR.	PKT.	60.00	64.00	62.00	65.00	50.00	50.00
LACTOGEN 400 GRAMS	PKT.	425.00	435.00	422.50	425.00	445.00	440.00
POWDER MILK NIDO 400GM.	PKT	389.74	380.00	379.00	380.00	390.00	390.00
MILK POWDER LOOSE/PACKED	KG.	400.00	500.00	510.00	440.00	790.00	475.00
BUTTER LOCAL PACKED	50 GM.	24.00	30.00	30.00	25.00	30.00	37.50
EGGS FARM	DOZ	115.00	100.00	100.00	95.00	110.00	135.00
MUSTARD OIL AV.QLTY.	KG.	190.00	180.00	210.00	180.00	160.00	190.00
COOKING OIL (DALDA)	2.5LTR	445.00	440.00	485.00	495.00	440.00	440.00
COOKING OIL (PAKWAN) OTHER BRAND SPECIFY	2.5 LTR	415.00	425.00	505.00	420.00	445.00	430.00
VEGETABLE GHEE TIN	2.5KG.	430.00	440.00	480.00	425.00	440.00	440.00
VEGETABLE GHEE (LOOSE)	KG.	125.00	157.50	160.00	150.00	120.00	150.00
DATES AV.QLTY.	KG.	185.00	50.00	60.00	200.00	50.00	200.00
PISTACHIO AV.QLTY.	50 GM.	55.00	60.00	100.00	60.00	150.00	70.00
ALMONDS WHOLE AV.QLTY.	KG.	700.00	530.00	525.00	575.00	800.00	825.00
COCONUT DRY AV.QLTY.	KG.	275.00	300.00	280.00	240.00	550.00	250.00
RAISINS AV.QLTY.	50 GM.	22.50	24.00	25.00	20.00	50.00	27.50
GROUNDNUTS (WITH SHELL)	KG.	200.00	165.00	160.00	210.00	200.00	250.00
MALTA/MOSAMBI	DOZ	0.00	0.00	0.00	0.00	0.00	0.00
KINNU	DOZ	0.00	0.00	0.00	0.00	0.00	0.00
APPLE	KG	90.00	95.00	105.00	65.00	70.00	110.00
ALOO BUKHARA	KG	0.00	0.00	0.00	0.00	0.00	0.00
POMEGRANATE (ANNAR)	KG	140.00	140.00	160.00	95.00	100.00	125.00
GRAPES	KG	100.00	130.00	145.00	110.00	120.00	120.00
BANANAS	DOZ	70.00	75.00	75.00	75.00	80.00	45.00
MANGO KALMI	KG	0.00	0.00	0.00	0.00	0.00	0.00
GUAVA	KG	0.00	85.00	100.00	100.00	0.00	0.00
WATERMELON (TURBOOZ)	KG	0.00	0.00	0.00	0.00	0.00	0.00
MUSKMELON (KHARBOOZA)	KG	0.00	0.00	0.00	0.00	0.00	0.00
SWEETMELON (GARMA)	KG	60.00	75.00	80.00	0.00	60.00	50.00
PULSE MASOOR (WHOLE)	KG.	160.00	150.00	155.00	160.00	150.00	140.00
PULSE MASOOR (WASHED)	KG.	165.00	160.00	160.00	160.00	180.00	155.00
PULSE MOONG (WASHED)	KG.	150.00	165.00	170.00	160.00	240.00	165.00
PULSE MASH (WASHED)	KG.	250.00	220.00	240.00	255.00	200.00	185.00
PULSE GRAM	KG.	180.00	140.00	130.00	160.00	160.00	155.00

Contd.

7.11 Intercity Consumer Prices October, 2016

Description	Unit	Quetta	Turbat	Gawadar	Loralai	Khuzdar	D.M. Jamali
GRAM WHOLE BLACK AV.QLTY.	KG.	150.00	130.00	140.00	160.00	180.00	110.00
GRAM WHOLE YELLOW AV.QLTY	KG.	170.00	160.00	160.00	180.00	200.00	185.00
BEANS (LAL LOBIA)	KG.	145.00	90.00	90.00	140.00	180.00	125.00
POTATOES	KG	30.00	30.00	40.00	27.50	30.00	27.50
ONION	KG	30.00	20.00	35.00	25.00	20.00	22.50
TURNIP	KG	42.50	85.00	0.00	45.00	30.00	50.00
RADISH	KG	27.50	60.00	70.00	40.00	25.00	30.00
TOMATOES	KG	45.00	75.00	85.00	45.00	45.00	75.00
CABBAGE	KG	0.00	0.00	0.00	0.00	0.00	0.00
CAULIFLOWER	KG	52.50	100.00	100.00	55.00	30.00	45.00
BRINJAL	KG	42.50	70.00	75.00	55.00	35.00	25.00
PUMPKIN	KG	0.00	0.00	0.00	0.00	0.00	0.00
BOTTLEGOURD	KG	52.50	50.00	65.00	60.00	35.00	55.00
LADY FINGER	KG	82.50	100.00	100.00	85.00	55.00	60.00
PEAS	KG	0.00	0.00	0.00	0.00	0.00	0.00
SPINACH	KG	22.50	20.00	35.00	30.00	10.00	30.00
TINDA	KG	37.50	90.00	85.00	50.00	50.00	35.00
TURAI	KG	62.50	55.00	65.00	55.00	60.00	60.00
KARAILA	KG	57.50	120.00	120.00	75.00	95.00	80.00
ARVI	KG	62.50	50.00	70.00	120.00	0.00	55.00
CHILLIES GREEN	KG	67.50	140.00	160.00	120.00	70.00	75.00
CARROT	KG	0.00	0.00	0.00	0.00	0.00	0.00
COCUMBER (KHEERA)	KG	42.50	110.00	120.00	80.00	70.00	75.00
LEMON	250GM	57.50	60.00	70.00	52.50	50.00	45.00
SUGAR REFINED	KG.	70.00	75.00	75.00	72.50	73.00	69.50
GUR AV.QLTY	KG.	90.00	90.00	90.00	85.00	90.00	87.50
HONEY LANGANESE 500 GM.	BOTTLE	740.00	680.00	700.00	610.00	500.00	800.00
MILO 200 GM.	BOTTLE	200.00	220.00	215.00	200.00	200.00	220.00
CUSTARD POWDER RAFHAN 300 GM.	PKT	75.00	82.50	80.00	80.00	75.00	75.00
TOFFEE (HILAL)	EACH	1.00	2.00	2.50	1.00	1.00	2.00
CHOWKELATE CANDY (SMALL SIZE)	EACH	5.00	10.00	10.00	5.00	5.00	5.00
SWEETMEAT (MIXED)	KG	250.00	350.00	350.00	280.00	300.00	320.00
ICE CREAM WALLS	CUP.	40.00	40.00	45.00	42.50	40.00	40.00
ICE	KG	15.00	10.00	15.00	10.00	20.00	12.50
JAM AHMED/MITCHELLES	BOTTLE	140.00	160.00	115.00	140.00	190.00	147.50
SQUASH-MITCHELLES	BOTTLE	160.00	145.00	160.00	165.00	160.00	150.00
ROOH AFZA	BOTTLE	170.00	160.00	160.00	150.00	150.00	160.00
JAM-E-SHIREEN	BOTTLE	170.00	155.00	160.00	170.00	160.00	160.00
SAUNF	50 GM	13.50	14.50	14.00	15.00	40.00	15.00
CINAMON LOOSE AV. QLTY	50 GM.	22.50	30.00	40.00	30.00	100.00	22.50
CUMINSEED WHITE NATIONAL	50 GM.	50.00	52.00	50.00	50.00	80.00	54.00
PEPPER BLACK NATIONAL	50 GM.	96.00	80.00	75.00	110.00	100.00	100.00
CLOVES LOOSE AV.QLTY	50 GM.	86.00	30.00	30.00	150.00	110.00	120.00
CARDAMOM LARGE LOOSE AV.QLTY	50 GM.	145.00	60.00	65.00	150.00	210.00	105.00
CARDAMOM SMALL AV.QLTY	50 GM.	180.00	150.00	150.00	100.00	190.00	95.00
SALT-POWDERED (LAHORI) LOOSE	KG.	10.00	12.00	10.00	10.00	10.00	10.00
SALT POWDERED (NATIONAL/SHAN)	PKT	25.00	25.00	25.00	25.00	25.00	25.00
CHILLIES POWD.NATIONAL 200GM	PKT	105.00	120.00	120.00	110.00	105.00	105.00
CHILLIES POWDER LOOS	KG.	310.00	450.00	350.00	300.00	300.00	290.00
CORRIANDER SEED POWD.NATIONAL	PKT	104.00	80.00	80.00	116.00	100.00	104.00
CORRIANDER SEED (LOOSE)	KG.	230.00	165.00	290.00	280.00	300.00	210.00
TURMERIC POWD.NATIONAL 50GM	PKT.	35.00	56.00	35.00	35.00	39.00	35.00
CURRY POWD. NATIONAL 200 GM	PKT.	87.00	90.00	100.00	85.00	86.00	87.00
TOMATO KETCHUP AHMED/MITCHL	BOTTLE	85.00	100.00	100.00	90.00	120.00	110.00
PICKLES AHMED/MITCHELLES	BOTTLE	105.00	110.00	110.00	130.00	120.00	115.00
VINEGAR SYNTHETIC (SIRKA)	BOTTLE	85.00	50.00	60.00	55.00	50.00	72.50
GARLIC	KG	260.00	300.00	320.00	320.00	290.00	220.00
GINGER	KG	190.00	195.00	200.00	320.00	220.00	260.00
TAPAL DANEDAR TEA 200GM PACKET	PKT	183.16	158.00	158.00	160.00	174.00	157.89
TEA LIPTON YELLOW LABEL 200GM.	PKT.	157.89	165.00	165.00	150.00	157.89	157.89
TEA LOOSE KENYA AV.QLTY 250GM.	PKT.	112.50	172.50	170.00	150.00	170.00	180.00
COFFEE-NESCAFE 75 GM.	BOTTLE	300.00	300.00	298.00	220.00	270.00	275.00

Contd.

7.11 Intercity Consumer Prices October, 2016

Description	Unit	Quetta	Turbat	Gawadar	Loralai	Khuzdar	D.M. Jamali
COLD DRINK (STANDARD SIZ)	BOTTLE	25.00	30.00	30.00	25.00	25.00	25.00
FRUIT JUICE TETRA PACK	PKT.	15.00	20.00	20.00	16.50	20.00	20.00
MINERAL WATER NESTLE 1.5 LTR	BOTTLE	45.00	50.00	50.00	50.00	50.00	50.00
CIGARETTES K-2 10'S **	PKT	60.00	22.00	22.00	70.00	70.00	60.00
CIGARETTES CAPSTAN 10'S **	PKT	65.00	80.00	80.00	75.00	70.00	70.00
CIGARETTES GOLD LEAF 20'S	PKT	130.00	130.00	125.00	140.00	130.00	130.00
CIGARETTES MORVEN GOLD 20'S	PKT	65.00	70.00	75.00	75.00	70.00	70.00
BETEL LEAVES	50GM.	40.00	40.00	40.00	35.00	70.00	55.00
BETEL NUTS	KG.	235.00	240.00	240.00	300.00	350.00	200.00
LONG CLOTH 57" GUL AHMED/AL-KARAM	METER	170.00	200.00	200.00	245.00	200.00	225.00
SHIRTING AV.QLTY.	METER	150.00	150.00	150.00	145.00	200.00	155.00
PANT CLOTH W & WEAR AV.QLTY	METER	300.00	270.00	300.00	370.00	200.00	200.00
LAWN PRINTED GUL AHMED/AL-KARAM	METER	180.00	200.00	170.00	215.00	180.00	205.00
GEORGETTE AV.QLTY	METER	105.00	90.00	80.00	115.00	100.00	70.00
LINEN AV.QLTY ***	METER	100.00	70.00	75.00	115.00	160.00	100.00
HEAVY WT SUITING LAWERNCPUR AVG QLTY	METER	1100.00	1100.00	1100.00	1000.00	1100.00	900.00
HEAVY WT SUITING LAWERNCPUR SUP QLTY	METER	1300.00	1300.00	1300.00	1500.00	1300.00	1300.00
TROPICAL SUITING LAW.PUR	METER	950.00	950.00	950.00	1000.00	950.00	950.00
PANT BOY 24"/26" LENGTH.	EACH	375.00	400.00	360.00	500.00	1000.00	325.00
SHIRT BOY 24"/26" LENGTH	EACH	275.00	350.00	340.00	300.00	950.00	325.00
SCHOOL UNI. PANT,SHIRT BOYS	SUIT	900.00	1200.00	1000.00	625.00	1100.00	485.00
SCHOOL UNI. KAMEEZ,SHAL.BOYS	SUIT	1200.00	1000.00	850.00	590.00	1100.00	350.00
SCHOOL UNI. KAMEEZ,SHAL.GIRL	SUIT	1300.00	1000.00	1100.00	600.00	1100.00	500.00
FROCK W/WEAR GIRLS	EACH	450.00	300.00	350.00	600.00	1000.00	350.00
AWAMI-SUIT W & W(BOY) 24"/26	SUIT	475.00	1000.00	1000.00	687.50	500.00	550.00
AWAMI-SUIT W&W (GENTS)AV.QLTY	SUIT	675.00	900.00	850.00	875.00	700.00	1100.00
PULLOVER GENTS OXFORD/BON.	EACH	3250.00	2000.00	2000.00	2800.00	2000.00	2250.00
PULLOVER LADIES OXFORD/BON.	EACH	3350.00	2150.00	2175.00	3000.00	2750.00	2000.00
PULLOVER (GENTS) OTHERS A.QTY	EACH	725.00	600.00	575.00	1100.00	950.00	1800.00
SECOND-HAND COAT FOR MEN	EACH	300.00	250.00	250.00	410.00	300.00	325.00
SECONDHAND SWEETER FOR MEN DUP QLTY	EACH	350.00	200.00	200.00	350.00	220.00	200.00
SECONDHAND WINTER JACKET	EACH	325.00	275.00	250.00	275.00	300.00	275.00
UNDERWEAR AV.QLTY MEDIUM SIZE	EACH	65.00	100.00	100.00	70.00	200.00	65.00
VEST FOR MEN AV.QLTY.	EACH	75.00	130.00	105.00	107.50	200.00	130.00
VEST/SHAMEEZ (WOMEN) AVG. QLTY	EACH	105.00	160.00	170.00	115.00	280.00	100.00
SOCKS NYLON (PAKISTANI)	PAIR	67.50	120.00	120.00	75.00	80.00	55.00
BRASSIER AV.QLTY.	EACH	100.00	120.00	120.00	115.00	200.00	130.00
BRASSIER SUP QLTY	EACH	250.00	200.00	200.00	300.00	450.00	212.50
DOPATTA GEORGETTE AV.QLTY.	EACH	210.00	300.00	300.00	185.00	330.00	190.00
DOPATTA COTTON AV GLTY	EACH	125.00	200.00	220.00	125.00	350.00	140.00
CHADDAR (W/WEAR) (2x2.5 MTR)	EACH	230.00	300.00	300.00	450.00	400.00	525.00
LUNGI/DHOTI(COTTON) AVG. QLTY	EACH	240.00	250.00	265.00	450.00	350.00	200.00
HANDKERCHIEF AVG. QLTY PAK	EACH	30.00	50.00	60.00	32.50	70.00	45.00
HANDKERCHIEF SUP. QLTY PAK	EACH	50.00	65.00	70.00	45.00	90.00	65.00
GLOVES AV QLTY	PAIR	55.00	95.00	85.00	60.00	300.00	45.00
AZARBAND COTTON AVG. QLTY	EACH	12.50	20.00	20.00	13.50	20.00	47.50
SEWING THREAD/REEL(ASLI PARI)	EACH	4.00	7.00	7.00	7.00	6.00	5.50
WASHING CHARGES PAINT & SHIRT	SUIT	65.00	60.00	70.00	70.00	170.00	100.00
DRY CLEANING SUIT COAT PANT	SUIT	150.00	275.00	300.00	200.00	175.00	155.00
WASHING CH. (KAMIZ-SHALWAR)	PAIR	40.00	50.00	80.00	45.00	60.00	65.00
TAILORING SHIRT	EACH	265.00	250.00	250.00	300.00	300.00	275.00
TAILORING CHARGES PANT (MEN)	EACH	425.00	375.00	500.00	400.00	375.00	700.00
TAILORING COAT-PANT SUIT	SUIT	3250.00	3250.00	4000.00	3500.00	3250.00	3500.00
TAILORING AWAMI-SUIT (MALE)	SUIT	600.00	550.00	550.00	575.00	500.00	475.00
TAILORING SUIT FEMALE	SUIT	600.00	400.00	450.00	575.00	400.00	375.00
GENTS SHOES PAUL BATA	PAIR	1199.00	1199.00	1199.00	1199.00	1199.00	1199.00
GENTS SANDAL BATA	PAIR	699.00	699.00	699.00	699.00	699.00	699.00
GENTS SPOUNG CHAPPAL BATA	PAIR	179.00	179.00	179.00	179.00	179.00	179.00
LADIES SANDAL BATA	PAIR	499.00	499.00	499.00	499.00	499.00	499.00
LADIES SPOUNG CHAPPAL BATA	PAIR	179.00	179.00	179.00	179.00	179.00	179.00
CHILD SHOE POWER LITE BATA	PAIR	599.00	599.00	599.00	599.00	599.00	599.00
GENTS SHOE, ART 1109 SERVICE	PAIR	999.00	999.00	999.00	999.00	999.00	999.00

Contd.

7.11 Intercity Consumer Prices October, 2016

Description	Unit	Quetta	Turbat	Gawadar	Loralai	Khuzdar	D.M. Jamali
NYLON JOGGER 27 SIZE 2-5 ***	PAIR	1299.00	1299.00	1299.00	1299.00	1299.00	1299.00
CHINA FOOT WEAR AV. QLTY (MALE) *	PAIR	475.00	850.00	750.00	500.00	250.00	750.00
CHINA FOOT WEAR AV. QLTY (FEMALE) *	PAIR	300.00	600.00	600.00	350.00	250.00	550.00
CHINA FOOT WEAR AV. QLTY (CHILDREN) *	PAIR	285.00	550.00	600.00	300.00	250.00	400.00
SHOE REPAIR HALF SOLE	PAIR	90.00	120.00	150.00	55.00	90.00	85.00
SHOES POLISH CHARGES AVERAGE SHOP	PAIR	20.00	30.00	30.00	17.50	20.00	20.00
HOUSE RENT (combined)	MONTH	11525.00	4914.00	6155.00	4460.00	1997.00	3624.00
rent 2	pm	11525.00	4914.00	6155.00	4460.00	1997.00	3624.00
RENT3	PM	11525.00	4914.00	6155.00	4460.00	1997.00	3624.00
RENT4	PM	11525.00	4914.00	6155.00	4460.00	1997.00	3624.00
RENT5	PM	11525.00	4914.00	6155.00	4460.00	1997.00	3624.00
RENT6	PM	11525.00	4914.00	6155.00	4460.00	1997.00	3624.00
SYNTHETIC ENEMAL ROBIALAC BALTI 3.64 LTR.	EACH	1650.00	1600.00	1820.00	1550.00	1900.00	1800.00
SYNTHETIC ENEMAL ICI BALTI 3.64 LTR.	EACH	1875.00	1800.00	2150.00	1650.00	1900.00	1450.00
CEMENT (LOCAL) SPECIFY BRAND NAME	BAG	550.00	550.00	560.00	530.00	550.00	525.00
BRICKS (NEW) IST CLASS	P/1000	6250.00	0.00	0.00	8500.00	5000.00	5750.00
CEMENT BLOCKS (6"x8"x12")	P/100	0.00	1950.00	2000.00	2350.00	1850.00	0.00
BAJREE	100CFT	4250.00	3400.00	4000.00	3150.00	5500.00	2100.00
SAND (BLACK PIT SAND)	K100CFT	3250.00	3000.00	3000.00	3225.00	0.00	2200.00
TIMBER SHESHAM LOG IST QUALITY	cubmt.	55582.00	0.00	0.00	0.00	0.00	0.00
IRON BAR (M.S. BAR) 1/2"	P/TON	64000.00	77000.00	78000.00	72000.00	65000.00	62750.00
CARPENTER WAGE RATE	P/DAY	900.00	1050.00	1000.00	1000.00	1000.00	700.00
MASON (RAJ) WAGE RATE	P/DAY	1100.00	1500.00	1500.00	1200.00	1000.00	800.00
UNSKILLED LABOUR WAGE RATE	P/DAY	550.00	650.00	650.00	550.00	500.00	375.00
PLUMBER WAGE RSTE	P/DAY	800.00	1100.00	1200.00	900.00	1000.00	700.00
ELECTICIAN WAGE RATE PER DAY **	P/DAY	750.00	1200.00	1100.00	700.00	0.00	600.00
ELECTICIAN WAGE RATE PER POINT **	P/PNT	150.00	100.00	100.00	125.00	100.00	125.00
WATER CHARGES PER HOUSE	P/MONTH	125.00	150.00	300.00	0.00	190.00	300.00
ELECT.CHARGES UPTO 50 UNITS	P/UNIT	2.00	2.00	2.00	2.00	2.00	2.00
ELECT.CHARGES 01 - 100 UNIT	P/UNIT	6.18	6.18	6.18	6.18	6.18	6.18
ELECT.CHARGES 101 - 300 UNIT	P/UNIT	9.54	9.54	9.54	9.54	9.54	9.54
ELECT.CHARGES 301 - 1000 UNIT	P/UNIT	16.39	16.39	16.39	16.39	16.39	16.39
ELECT.CHARGES ABOVE 1000 UNIT	P/UNIT	18.39	18.39	18.39	18.39	18.39	18.39
ELEC	PM	10.50	10.50	10.50	10.50	10.50	10.50
GAS CHRg upto 3.3719 MMBTU	MMBTU	128.70	0.00	0.00	0.00	0.00	128.70
GAS CHRg 3.3719 - 6.7438 MMBTU	MMBTU	257.40	0.00	0.00	0.00	0.00	257.40
GAS CHRg 6.7438 - 10.1157 MMBTU	MMBTU	257.40	0.00	0.00	0.00	0.00	257.40
GAS CHRg10.1157 - 13.4876 MMBTU	MMBTU	702.00	0.00	0.00	0.00	0.00	702.00
GAS	PM	702.00	0.00	0.00	0.00	0.00	702.00
GAS	PM	409.50	0.00	0.00	0.00	0.00	409.50
KEROSENE OIL	LTR	55.00	105.00	100.00	110.00	45.00	95.00
FIREWOOD WHOLE	40 KG.	600.00	360.00	400.00	450.00	500.00	475.00
CHAIR SHESHAM WOOD WITH ARMS **	EACH	1150.00	2000.00	2200.00	1800.00	1600.00	1550.00
CHAIR PLASTIC (CHAIRMAN) AVERAGE QUALITY	EACH	550.00	775.00	850.00	587.50	1400.00	825.00
TABLE SHESHAM WOOD (4X2X5") ***	EACH	5500.00	3900.00	3800.00	4500.00	5000.00	5625.00
SOFASET WOODEN WITH FOAM SEAT **	SET	30000.00	10000.00	12000.00	10000.00	12000.00	12000.00
COT IRON (WITH NIWAR)AV.QLTY.	EACH	2600.00	2500.00	2500.00	1675.00	2400.00	2800.00
ALMIRAH (STEEL) 6'X3' 20 GUAGE	EACH	9000.00	10000.00	10000.00	6750.00	12000.00	13000.00
DINNING TABLE 6 CHAIRS A.QLTY	SET	13000.00	24000.00	28000.00	11000.00	10500.00	15500.00
SINGLE BED WITHOUT FOAM MED.	EACH	6500.00	3700.00	3600.00	4500.00	9000.00	5750.00
MATRESS SINGLE(4"THICK)	EACH	3750.00	3500.00	2950.00	3600.00	4500.00	5000.00
FARSHI DARI 12'X9' AV.QLTY	EACH	1000.00	600.00	470.00	1000.00	1900.00	3000.00
DARI COTTON (6'x2 1/2') AV.QL	EACH	475.00	380.00	300.00	500.00	2000.00	425.00
CARPET PLAIN AV. QLTY	SQFT.	61.50	90.00	120.00	42.50	35.00	45.00
QUILT (LIHAF) 3 KG. COTTON	EACH	700.00	500.00	500.00	600.00	1200.00	675.00
BLANKET (90" x 54")	EACH	2000.00	2450.00	2400.00	2500.00	4000.00	4250.00
BEDSHEET SINGLE BED SUP.QLTY	EACH	575.00	400.00	405.00	575.00	1500.00	550.00
BED SHEET DOUBLE WITH TWO PILLOW COVERS SUP QLTY	SET	575.00	520.00	1462.50	640.00	1600.00	950.00
TOWEL(3'x2') AV. QALTY	EACH	150.00	200.00	300.00	310.00	450.00	225.00
CEILING FAN 48" SUPER QLTY **	EACH	2650.00	3700.00	3600.00	2800.00	3300.00	3700.00
PEDESTAL FAN 22" SUPER QLTY	EACH	3600.00	4000.00	4000.00	3500.00	3600.00	4500.00
REFG. DAWLENCE 10 CFT. D.DOOR	EACH	29500.00	36000.00	36000.00	24500.00	33000.00	35000.00

Contd.

7.11 Intercity Consumer Prices October, 2016

Description	Unit	Quetta	Turbat	Gawadar	Loralai	Khuzdar	D.M. Jamali
D-FREEZER WAVES 8 CFT.	EACH	33450.00	33000.00	32000.00	23500.00	36000.00	0.00
AIRCONDITIONER 1.5 TON PEL	EACH	45000.00	60000.00	54500.00	40000.00	51000.00	49500.00
SPLIT AIR CONDITIONER 1.5 TON (SPECIFY BRAND NAME)	EACH	47000.00	58000.00	46000.00	43500.00	39000.00	47500.00
AIRCOOLER SUPER ASIA	EACH	11500.00	9500.00	9000.00	10500.00	10500.00	10000.00
WASHING MACHINE SINGER	EACH	15200.00	14700.00	14700.00	13950.00	14700.00	14700.00
SEWING MACHINE(SINGER)	EACH	5210.00	5400.00	5250.00	4975.00	5210.00	5210.00
GIZER LARGE SIZE 30 GALLON CAPACITY SUP QLTY	EACH	12500.00	18000.00	16000.00	12000.00	19000.00	14750.00
GAS BURNER DOUBLE SPFY.BRAND	EACH	1250.00	1350.00	1200.00	1800.00	2600.00	1500.00
ELECT. IRON PHILIPS MDL.1120	EACH	1150.00	1350.00	1200.00	1866.67	1300.00	1450.00
ELECTRIC JUICER FOR APPLE	EACH	3800.00	3700.00	3600.00	3500.00	2800.00	4000.00
S.STEEL DEGHCHI MEDIUM SIZE ***	EACH	500.00	950.00	900.00	500.00	900.00	575.00
ALUMINIUM COOKING PAN (DEGCHI) MED SIZE	EACH	425.00	700.00	800.00	400.00	600.00	500.00
NON STICK COOKING PAN (DEGCHI) SUP. QLTY	EACH	350.00	950.00	1200.00	345.00	600.00	650.00
FRYING PAN STEEL AVG. QLTY MED. SIZE	EACH	260.00	250.00	225.00	200.00	800.00	475.00
TAWA IORN (MEDIUM SIZE) AVG. QLTY	EACH	200.00	275.00	275.00	200.00	400.00	300.00
S.STEEL PLATE A.QLTY.(M.SIZE)	EACH	85.00	90.00	80.00	42.50	130.00	65.00
TABLE SPOON S.STEEL SUP.QLTY.	DOZEN	325.00	240.00	250.00	320.00	500.00	420.00
WATER SET JUG+6 GLASSES (OMROC)	SET	340.00	600.00	475.00	750.00	900.00	525.00
TEA SET PAK. CHINAWARE 21 PCS.	SET	1100.00	1200.00	1500.00	2500.00	1400.00	1950.00
DINNER SET PLASTIC 72 PIECES SUPERIOR QLTY	SET	4750.00	3450.00	2850.00	5466.67	2700.00	4450.00
HOTPOT SET PLASTIC 3 PCS.	SET	1050.00	600.00	1200.00	1200.00	1500.00	1900.00
BUCKET(BALTI) PLASTIC MED.SIZ	EACH	285.00	370.00	395.00	300.00	450.00	275.00
LOTA PLASTIC (MED SIZE) AVERAGE QUALITY	EACH	40.00	60.00	60.00	50.00	90.00	60.00
PRESURE COOKER 4 LTR.	EACH	1100.00	1000.00	1600.00	1333.33	1600.00	1225.00
WATER COOLER 9/10 LTR.PLASTIC ***	EACH	500.00	500.00	600.00	540.00	600.00	950.00
THERMOS STARVAC 1 LTR	EACH	375.00	670.00	625.00	425.00	700.00	350.00
BULB PHILIPS 100-WATTS	EACH	30.00	30.00	30.00	35.00	30.00	30.00
TUBE LIGHT PHILIPS 40 WATTS	EACH	100.00	135.00	130.00	130.00	100.00	95.00
ELECTRIC BLUBS "0" WATTE LOCAL	EACH	20.00	25.00	20.00	30.00	20.00	25.00
ELECTRIC BLUB ENERGY SAVER 14 WATTS	EACH	180.00	120.00	130.00	160.00	150.00	180.00
WASHING SOAP 250 GMS SPECIFY BRAND NAME	EACH	30.00	24.00	25.00	32.50	40.00	35.00
SURF EXCEL 400 GMS POLY BAG	EACH	130.00	113.00	110.00	110.00	130.00	125.00
WASHING POWDER 1000 GRM	EACH	175.00	192.50	185.00	250.00	155.00	185.00
WASHING POWDER (WHEEL/ BONUS) 100 GRAMS	EACH	85.00	98.00	100.00	150.00	85.00	95.00
CLEANSER POWDER VIM 1000 GM	PKT.	72.00	70.00	80.00	50.00	66.67	75.00
FINIS 500 ML	BOTTLE	187.50	190.00	180.00	187.50	190.00	200.00
PHNYLE TYPHONE/FINIS/CARRANITE 3 LITRES	BOTTLE	120.00	139.00	140.00	140.00	190.00	140.00
HARPIC	BOTTLE	130.00	145.00	140.00	150.00	130.00	150.00
BOOT POLISH CHERRY/KIWI 50ML	EACH	100.00	85.00	98.00	85.00	100.00	105.00
ROBIN BLUE (35 GRAMS)	PKT.	35.00	25.00	30.00	50.00	25.00	25.00
TISSU PAPER PERFUMED 100 PCS.	PKT	100.00	100.00	95.00	118.75	120.00	110.00
TOILET PAPER ROLL (R.PETEL)	P/ROLL	40.00	40.00	40.00	40.00	40.00	40.00
BOOT POLISH LIQUID CHEERY BLOSSOM KIWI 75 ML	BOTTLE	120.00	120.00	120.00	130.00	110.00	140.00
MATCH BOX SMALL	EACH	1.00	2.00	2.00	2.00	2.50	1.50
DRY CELL 1.5 VOLT(LOCAL)	EACH	15.00	15.00	15.00	25.00	30.00	24.50
HAND STITCHING NEEDLE M.SIZE	PACKET	5.00	8.00	8.00	6.00	12.00	5.00
SEWING MACHINE NEEDLE (SINGER)	EACH	5.00	2.00	2.00	5.00	8.00	5.00
HOUSEHOLD SERVANT FEMALE P/T	P/MNTH	1350.00	4000.00	4000.00	1500.00	3500.00	900.00
MARRIAGE HALL WITH FURNITURE	P/HEAD	80.00	50.00	50.00	50.00	50.00	50.00
SEPTRAN TABLETS	10TAB.	20.00	20.00	20.00	19.00	20.00	19.30
BRUFEN TABS 200-MG.	10TAB.	10.00	15.00	15.00	10.00	13.00	10.00
PANADOL TAB. EXTRA/PLAIN	10TAB.	12.00	14.00	15.00	12.00	12.00	12.00
DISPRIN TAB.	10TAB.	12.00	14.00	15.00	12.00	13.00	12.70
TRISIL TAB.	10 TAB	10.00	15.00	15.00	10.00	10.00	10.00
FLAGYL TAB. 200 MG.	10TAB.	10.00	10.00	10.00	10.00	10.00	10.00
VENTOLIN TAB. 2MG.	10TAB.	10.00	10.00	10.00	10.00	10.00	10.00
DAONIL TAB. 5 MG.	10TAB.	17.00	18.00	18.00	16.00	17.00	17.00
ENTOX TAB.	10TAB.	15.00	12.00	12.00	10.00	10.00	15.00
RENITEC TAB. 5 MG.	10TAB.	59.00	60.00	60.00	58.00	59.00	58.50
CAC. 1000 TAB	BOTTLE	122.00	122.00	122.00	122.00	122.00	122.00
AMOXIL CAPSOLE 250 MG.S	10CAP.	36.00	40.00	40.00	35.00	35.00	35.70
CALCIUM SYRUP SANDOZ	BOTTLE	65.00	65.00	65.00	65.00	64.00	64.00

Contd.

7.11 Intercity Consumer Prices October, 2016

Description	Unit	Quetta	Turbat	Gawadar	Loralai	Khuzdar	D.M. Jamali
LEDERPLEX SYRUP	BOTTLE	53.00	35.00	38.00	52.00	53.00	52.74
SANCOS SYRUP (50 ML.)	BOTTLE	30.00	30.00	30.00	30.00	30.00	30.00
PHENERGAN SYRUP 120 ML.	BOTTLE	33.00	35.00	33.00	33.00	33.00	33.00
CALPOL SYRUP 60 ML.	BOTTLE	28.00	28.00	28.00	28.00	28.00	28.00
HYDRYLLIN SYRUP 120 ML.	BOTTLE	69.00	65.00	65.00	65.00	69.00	69.00
POLYFAX EYE OINTMENT	TUBE	21.00	22.00	25.00	21.00	21.00	21.50
BETNESOL EYE DROPS	BOTTLE	34.00	34.45	33.89	33.89	33.89	33.89
EAR DROPS (CARDISPORINE) ***	BOTTLE	23.00	21.00	21.00	25.00	21.00	21.00
BETNOVATE-N OINTMENT 5 GMS	TUBE	16.00	16.00	17.00	16.00	16.00	16.00
BURNOL CREAM 30 GRM	TUBE	0.00	0.00	0.00	0.00	0.00	0.00
VICKS VAPORUB/BALM	BOTTLE	36.00	36.00	37.00	36.00	36.00	36.00
GLYCRINE SMALL BOTTLE	BOTTLE	45.00	30.00	25.00	36.00	25.00	15.00
JOUHAR JOSHANDA	PKT.	8.00	7.00	7.00	8.00	8.00	8.00
GALXOS-D (450 GRMS)	PKT.	151.88	140.00	150.00	146.00	140.00	157.50
GRIPE-WATER WOODWARDS	BOTTLE	50.00	55.00	55.00	55.00	55.00	55.00
SANIPLAST ONE PUTTY	EACH	1.50	3.00	3.00	2.00	2.00	1.45
O.R.S. (NIMCOL)	PKT.	15.00	17.00	17.00	15.00	17.00	15.00
DETTOL (MEDIUM)	BOTTLE	46.80	46.80	46.80	46.80	65.00	65.00
COTTON BANDAGE 2" - 4"	EACH	10.00	20.00	20.00	13.00	30.00	10.00
THERMOMETER CHINA	EACH	35.00	50.00	50.00	35.00	50.00	40.00
DOCTOR (MBBS) CLINIC FEE	P/PAT.	200.00	350.00	400.00	200.00	200.00	125.00
URINE TEST (DR) CHARGES	P/TEST	80.00	300.00	300.00	100.00	100.00	85.00
BLOOD TEST (CP) CHARGES	P/TEST	200.00	350.00	350.00	200.00	125.00	225.00
SUGAR TEST (RANDOM/FASTING BOTH) CHARGES	P/TEST	175.00	300.00	300.00	150.00	150.00	200.00
ECG CHARGES	P/TEST	175.00	400.00	400.00	200.00	300.00	150.00
X-RAY (CHEST) CHARGES	P/X-RAY	300.00	500.00	550.00	250.00	230.00	350.00
CAR SUZUKI 800 CC (W/O. A/C)	EACH	625000.00	0.00	0.00	0.00	0.00	0.00
CAR SUZUKI 1000 CC	EACH	1044000.00	0.00	0.00	0.00	0.00	0.00
CAR TOYOTA 1300 CC	EACH	1800500.00	0.00	0.00	0.00	0.00	0.00
CAR HONDA CIVIC	EACH	2053000.00	0.00	0.00	0.00	0.00	0.00
MOTORCYCLE HONDA CD-70.	EACH	63500.00	68000.00	69000.00	66000.00	0.00	65500.00
MOTORCYCLE YAMAHA 100CC.	EACH	77000.00	79000.00	80000.00	81000.00	0.00	0.00
MOTOR CYCLE HERO 70 CC	EACH	44000.00	50000.00	0.00	50000.00	0.00	0.00
BICYCLE WITH TYRES & TUBES	EACH	7062.50	6000.00	6500.00	7500.00	0.00	7500.00
TYRE CAR WITH TUBE GENERAL	EACH	3250.00	4000.00	4000.00	3200.00	4000.00	3300.00
TYRE MOTOR CYCLE WITHOUT TUBE	EACH	1050.00	1350.00	1400.00	1125.00	1300.00	1100.00
TYRE CYCLE SPECIFY BRAND NAME	EACH	350.00	300.00	300.00	335.00	500.00	475.00
TYRE CAR W/O TUBE	EACH	2950.00	3500.00	3500.00	2350.00	4000.00	2800.00
PETROL SUPER	LITRE	64.21	64.21	64.21	64.21	64.21	64.21
HIGH SPEED DIESEL HSD	LITRE	72.46	72.46	72.46	72.46	72.46	72.46
CNG	K.G.	75.82	0.00	0.00	0.00	0.00	75.82
GAS CYLINDER STAND. SIZE	EACH	1200.00	660.00	770.00	1100.00	1000.00	1700.00
MOTOR CYCLE SERVICE CHARGES	EACH	275.00	200.00	250.00	200.00	400.00	200.00
CAR SERVICE CHARGES	EACH	450.00	350.00	500.00	375.00	500.00	300.00
TYRE PUNCTURE CHARGES	EACH	45.00	100.00	85.00	50.00	80.00	65.00
CYCLE OVERHAULING CHARGES	EACH	190.00	150.00	275.00	190.00	300.00	100.00
CAR TAX FOR 800CC TO 1300CC	YEARLY	400.00	400.00	400.00	400.00	400.00	400.00
TRAIN FARE ECO. 1-100 KM.	P/KM.	0.68	0.68	0.68	0.00	0.00	0.68
TRAIN FARE ECO. 101-500 KM.	P/KM.	0.98	0.00	0.98	0.00	0.00	0.98
TRAIN FARE ECO. > 500 KM.	P/KM.	0.89	0.89	0.89	0.00	0.00	0.89
TRAIN FARE IST SLP. 1-100KM	P/KM.	2.10	2.10	2.10	0.00	0.00	2.10
TRAIN FARE IST SLP.101-500 KM	P/KM.	2.59	2.59	2.59	0.00	0.00	2.59
TRAIN FARE IST SLP. > 500 KM	P/KM.	1.99	1.99	1.99	0.00	0.00	1.99
TRAIN FARE A/C SLP. 1-100KM.	P/KM	5.76	5.76	5.76	0.00	0.00	5.76
TRAIN FARE A/C SLP.101-500KM	P/KM.	4.59	4.59	4.59	0.00	0.00	4.59
TRAIN FARE A/C SLP > 500KM.	P/KM	4.16	4.16	4.16	0.00	0.00	4.16
PLATEFORM TICKET	EACH	10.00	5.00	10.00	0.00	0.00	10.00
AUTO RICKSHAW FARES	KM/MIN	65.00	40.00	55.00	50.00	65.00	50.00
FULL TONGA CHARGES	KM/MIN	80.00	0.00	0.00	50.00	0.00	0.00
TAXI 4 SEATER FARE	KM/MIN	60.00	50.00	60.00	60.00	60.00	60.00
BUS FARE MIN (WITHIN CITY)	TICKET	20.00	0.00	0.00	0.00	0.00	0.00
BUS FARE MAX (WITHIN CIT	TICKET	18.00	0.00	0.00	0.00	0.00	0.00

Contd.

7.11 Intercity Consumer Prices October, 2016

Description	Unit	Quetta	Turbat	Gawadar	Loralai	Khuzdar	D.M. Jamali
BUS FARE OUTSIDE CITY	P/KM.	0.90	0.90	0.90	0.90	0.90	0.90
A/C BUS FARE OUTSIDE CITY	P/KM.	1.32	1.32	1.32	1.32	1.32	1.32
MINIBUS FARE MIN.WITH IN CITY	TICKET	20.00	0.00	35.00	0.00	0.00	0.00
MINIBUS FARE MAX.WITH IN CITY	TICKET	20.00	0.00	0.00	0.00	0.00	0.00
SUZUKI FARE MIN.WITH IN CITY	TICKET	0.00	10.00	10.00	0.00	15.00	0.00
SUZUKI FARE MAXIMUM W.IN CITY	TICKET	0.00	30.00	40.00	0.00	30.00	0.00
AIR FARE ECONOMY CLASS.	P/KM.	19.26	19.26	19.26	0.00	19.26	0.00
POSTAL ENVELOPE DOMESTIC	EACH	8.00	8.00	8.00	8.00	8.00	8.00
ENVELOPE FOR SAUDI ARABIA	EACH	50.00	50.00	50.00	50.00	50.00	45.00
POSTAL REGISTRATION CHARGES	EACH	28.00	38.00	38.00	38.00	28.00	38.00
U.M.S. REG CHARGES MIN.	EACH	59.00	60.00	60.00	59.00	59.00	60.00
T.C.S. CH. MIN.WITH IN ZONE	EACH	110.00	150.00	150.00	220.00	150.00	150.00
TELEPHONE CHARGES LOCAL CALL	P/CALL	3.94	3.94	3.94	3.94	3.94	3.94
TEL CHARGES OUT SIDE CITY	P/CALL	3.94	3.94	3.94	3.94	3.94	3.94
INTERNET CHARGES	P/HOUR	25.00	30.00	30.00	38.75	20.00	30.00
MOBILE CELL CHARGES	P/UNIT	3.00	3.00	3.00	3.00	4.00	3.00
FAX CHARGES (LOCAL)	P/PAGE	15.00	30.00	25.00	20.00	20.00	15.00
TELEPHONE SET AV. QLTY	EACH	575.00	850.00	800.00	675.00	800.00	850.00
MOBILE SET NOKIA/SONY/ERICSON/SAMSUNG WITHOUT CAMERA	EACH	3000.00	2100.00	2100.00	2750.00	2500.00	3750.00
T.V. 20" COLORED WEGA H-A21.	EACH	18000.00	10500.00	11000.00	18000.00	17500.00	20000.00
T.V 20" COLOR CHINA/KORIA)	EACH	13000.00	7000.00	8000.00	12000.00	8500.00	16500.00
V.C.P. PANASONIC/LG/NAT	EACH	6900.00	4500.00	0.00	6000.00	0.00	6500.00
DVD/VCD PLAYER PANASONIC/LG	EACH	5200.00	3000.00	0.00	4800.00	3000.00	4750.00
RADIO WITH C.PLAYER NATIONAL	EACH	1925.00	1600.00	2375.00	2000.00	1900.00	1650.00
PERSONNEL COMPUTER (BRANDED)	EACH	42000.00	28000.00	28000.00	28000.00	28000.00	28000.00
VID. CASSETTE BLK. TDK/SONY	EACH	155.00	150.00	150.00	150.00	0.00	0.00
COM. C.D. (TDK/IMATION)	EACH	72.50	35.00	35.00	30.00	40.00	60.00
TAPE RECORDER CASSETTE BLANK	EACH	40.00	35.00	37.50	35.00	45.00	30.00
VIDEO GAME SEGA 16 BYTE	EACH	1150.00	900.00	900.00	1250.00	1000.00	0.00
CINEMA A/C. HIGH CLASS	TICKET	0.00	0.00	0.00	0.00	0.00	0.00
CINEMA NON-A/C HIGH CLASS	TICKET	150.00	0.00	0.00	20.00	0.00	0.00
CABLE CHARGES	P/ MONTH	400.00	350.00	300.00	300.00	300.00	300.00
TV.LICENCE FEE DOMESTIC	YEARLY	420.00	420.00	420.00	420.00	420.00	420.00
ENGLISH BOOK CLASS V1	EACH	59.00	59.00	59.00	59.00	59.00	59.00
ENGLISH BOOK CLASS IX OR X	EACH	56.00	56.00	56.00	56.00	56.00	56.00
ENG. BOOK 1ST.YR COMPLETE SET	EACH	65.00	65.00	65.00	65.00	65.00	65.00
ENGLISH BOOK BA/B.SC	EACH	175.00	175.00	175.00	175.00	175.00	175.00
URDU BOOK CLASS V (T.B.BORD)	EACH	75.00	75.00	75.00	75.00	75.00	75.00
URDU BOOK CLASS IX/(T.B.B)	EACH	63.50	63.50	63.50	63.50	63.50	63.50
URDU BOOK 1ST.YEAR/INTER	EACH	85.00	85.00	85.00	85.00	85.00	85.00
URDU BOOK BA/B.SC	EACH	175.00	175.00	175.00	175.00	175.00	175.00
MATHS BOOK CALSS V (T.B.B)	EACH	90.00	90.00	90.00	90.00	90.00	90.00
MATHS BOOK CLASS IX OR X	EACH	130.50	130.50	130.50	130.50	130.50	130.50
MATHS BOOK 1ST.YEAR (T.B.B)	EACH	138.00	138.00	138.00	138.00	138.00	138.00
PAKISTAN STUDIES BOOK BA/B.SC	EACH	300.00	300.00	300.00	300.00	300.00	300.00
DAILY "DAWN"	P/COPY	19.00	19.00	19.00	19.00	19.00	19.00
DAILY "JANG"	P/COPY	12.00	12.00	12.00	12.00	12.00	12.00
DAILY "NAWA-E-WAQT"	P/COPY	12.00	12.00	12.00	12.00	12.00	12.00
WEEKLY "AKHBAR-E-JAHAN"	P/COPY	55.00	55.00	55.00	55.00	55.00	55.00
WEEKLY "MAG"	P/COPY	45.00	45.00	45.00	45.00	45.00	45.00
MONTHLY "NAUNEHAL DIGEST"	P/COPY	35.00	35.00	35.00	35.00	35.00	35.00
PAPER FOOLSCAPE (27"x17")	QUIRE	27.50	25.00	27.00	35.00	60.00	35.00
EXERCISE.BOOK LINED 80/100 PGS	EACH	37.50	40.00	40.00	60.00	60.00	27.50
PENCILGOLDFISH/DEER	EACH	5.00	5.00	6.00	7.00	10.00	5.00
PEN INK DOLLOR 57 ML BOTTLE	EACH	20.00	20.00	20.00	20.00	20.00	20.00
PHOTOSTATE PAPER 70 GM	PRT	355.00	530.00	550.00	400.00	450.00	350.00
BALL PEN (local)	EACH	5.00	8.00	7.00	5.00	10.00	5.00
FOUNTAIN PEN HERO/WINGS/CHINA	EACH	35.00	40.00	50.00	50.00	45.00	37.50
PRIVATE SCHOOL FEE ENGLISH MEDIUM AVERAGE STANDARD (CLASS I)	P/ MONTH	750.00	725.00	800.00	600.00	400.00	475.00
PRIVATE SCHOOL FEE ENGLISH MEDIUM AVERAGE STANDARD (CLASS V)	P/ MONTH	1150.00	900.00	900.00	750.00	560.00	550.00
PRIVATE SCHOOL FEE ENGLISH MEDIUM AVERAGE STANDARD (CLASS VI)	P/ MONTH	1200.00	1350.00	1300.00	1000.00	675.00	700.00
PRIVATE SCHOOL FEE ENGLISH MEDIUM AVERAGE STANDARD (CLASS X)	P/ MONTH	1400.00	1600.00	1600.00	1200.00	635.00	950.00

Contd.

7.11 Intercity Consumer Prices October, 2016

Description	Unit	Quetta	Turbat	Gawadar	Loralai	Khuzdar	D.M. Jamali
PRIVATE MEDICLE COLLEGE FEE MBBS (1ST YEAR)	P/ MONTH	29166.66	0.00	0.00	0.00	29166.66	0.00
PRIVATE ENGINEERING COLLEGE FEE (1STR YEAR)	P/ MONTH	3380.00	0.00	0.00	0.00	3380.00	0.00
GOVT. COLLEGE FEE 1ST. YEAR	MONTH	16.67	16.67	16.67	16.67	16.67	16.67
GOVT. COLLEGE FEE 4TH. YEAR	MONTH	16.67	16.67	16.67	16.67	16.67	16.67
GOVT. UNIVERSITY FEE MSC.	MONTH	285.83	350.00	350.00	350.00	285.83	350.00
GOVT. MED. COLLEGE FEE MBBS	MONTH	1500.00	0.00	0.00	0.00	1500.00	0.00
GOVT. ENGG. COLL. FEE I YEAR	MONTH	1408.33	0.00	3850.00	0.00	850.00	850.00
COACHING FEE FOR CLASS IX/X	P/ MONTH	500.00	1200.00	1500.00	600.00	600.00	1000.00
COACHING CHARGES FOR CLASS 1ST YEAR/INTER (SCIENCE)	P/ MONTH	1000.00	0.00	1500.00	0.00	0.00	1500.00
COACHING CHARGES FOR CLASS 1ST YEAR/INTER (COMMERCE)	P/ MONTH	1000.00	0.00	1500.00	0.00	0.00	1500.00
I.T. TUITION FEES	P/ MONTH	3216.67	0.00	920.00	750.00	3216.67	0.00
MBA TUITION FEES	P/ MONTH	3038.33	0.00	0.00	833.33	3038.33	0.00
BREAD TANDOORI ST. SIZE	EACH	10.00	10.00	10.00	10.00	20.00	10.00
COOKED MUTTON (AV. HOTEL)	PLATE	160.00	130.00	160.00	225.00	230.00	115.00
COOKED BEEF (AV. HOTEL)	PLATE	90.00	90.00	130.00	135.00	180.00	95.00
COOKED DAL (AV. HOTEL)	PLATE	65.00	70.00	85.00	70.00	80.00	40.00
CHICKEN BIRYANI FULL/DOUBLE	PLATE	150.00	150.00	145.00	115.00	80.00	90.00
TEA PREPARED (ORDINARY)	CUP	21.00	20.00	20.00	22.50	20.00	20.00
HAIRCUT CHARGES FOR MEN	P/CUT	100.00	100.00	100.00	70.00	80.00	55.00
BEAUTY PORL HAIR STYL CHARGE	P/STY.	350.00	300.00	350.00	250.00	250.00	225.00
SHAVING CHARGES	PER SHV	60.00	45.00	50.00	50.00	40.00	35.00
LIPSTICK S.MISS/MEDORA	EACH	120.00	90.00	100.00	95.00	100.00	105.00
NAIL POLISH S.MISS/MEDORA	EACH	95.00	80.00	80.00	95.00	100.00	80.00
PERFUME MED.SIZE MEDORA/BROACH	EACH	100.00	100.00	100.00	100.00	200.00	200.00
HAIR-OIL AMLA/CHAMBELI	BOTTLE	100.00	90.00	80.00	105.00	130.00	120.00
TOILET SOAP LUX 95 GRAMS	EACH	32.00	35.00	40.00	42.00	40.00	41.00
TOILET SOAP LIFEBOUY 140 GRM	EACH	37.00	36.00	36.00	36.00	36.00	36.00
TOILET SOAP SAFEGUARD BATH SIZE	EACH	50.00	50.00	45.00	48.00	50.00	48.00
TOOTHPASTE MACKLINES 70 GRM	EACH	50.00	50.00	50.00	50.00	50.00	50.00
TOOTHPAST MED SIZE CLGATE 70 GMS	EACH	65.00	70.00	80.00	65.00	70.00	65.00
TOOTHBRUSH SHEILD A/PLAUQUE	EACH	50.00	50.00	50.00	37.50	50.00	47.50
TOOTHPOWDER DENTONIC 90 GRM	EACH	35.00	35.00	35.00	30.00	25.00	30.00
HAIR-COLOUR BEGIN (6 GMS)	EACH	105.00	90.00	90.00	105.00	100.00	105.00
HAIR COLOUR (KALAKOLA)	BOTTLE	130.00	80.00	100.00	105.00	130.00	130.00
FACECREAM PONDS (MEDIUM)	EACH	120.00	100.00	100.00	120.00	180.00	120.00
TALC POWDER VICE ROAY.B.CAT	EACH	145.00	130.00	110.00	110.00	170.00	150.00
BLADE TREET ORDINARY 10'S	PKT.	30.00	30.00	30.00	40.00	50.00	30.00
BLADE 7-O-CLOCK STAIN. 5'S	PKT.	45.00	35.00	35.00	40.00	60.00	30.00
SHAMPOO SUNSILK/PAINTIN 100 ML	BOTTLE	110.00	115.00	110.00	100.00	115.00	100.00
BEAUTY CREAM (FAIR & LOVELY)	EACH	185.00	85.00	180.00	75.00	150.00	185.00
HAIR REMOVING CREAM (EU-CREAM)	TUBE	65.00	60.00	70.00	80.00	70.00	60.00
GEL MEDIUM SIZE	BOTTLE	80.00	60.00	60.00	120.00	150.00	120.00
DISPOSABLE RAZOR GILLET-II	EACH	45.00	45.00	47.50	45.00	50.00	40.00
SHAVING CREAM TOUCH-ME/ADM.	EACH	70.00	50.00	60.00	50.00	70.00	67.50
GOLD TEZABI 24 CT	10 GM.	43350.00	45000.00	45000.00	42750.00	42870.00	44150.00
SILVER TEZABI 24 CT	10 GM.	610.00	1000.00	1100.00	0.00	635.00	640.00
ARTIFICIAL JEWELLARY SET	SET	480.00	500.00	525.00	400.00	450.00	500.00
WRIST WATCH GENTS CITIZEN (ORIGINAL) ***	EACH	2550.00	2550.00	2500.00	2550.00	0.00	2500.00
WRIST WATCH LADIES CITIZEN (ORIGINAL) ***	EACH	2550.00	2500.00	2600.00	2500.00	2500.00	2500.00
WALL CLOCK QUARTZ AV.QLTY	EACH	475.00	450.00	300.00	500.00	600.00	500.00
SUITCASE REXIN (24"x16"x6")	EACH	1500.00	1000.00	1000.00	1000.00	2400.00	1000.00
TRUNK MEDIUM SIZE ***	EACH	675.00	650.00	3000.00	675.00	2500.00	1200.00
PURSE LADIES (LEATHER) AVERAGE QUALITY	EACH	400.00	350.00	250.00	283.33	500.00	325.00

7.11 Intercity Consumer Prices October, 2016

Value in Rupees			
Description	Unit	Average	% Change
FOOD & NON-ALCOHOLIC BEVERAGES			
WHEAT	10 KG.	343.15	4.42
WHEAT FLOUR FINE/SUPERIOR.	KG.	43.94	0.50
WHEAT FLOUR AVG. QLTY	KG.	38.81	1.04
WHEAT FLOUR BAG	10 KG.	381.00	1.34
MAIDA	KG.	53.08	-0.08
SUJI	KG.	54.84	0.51
BESAN AV. QLTY.	KG.	154.05	3.67
RICE BASMATI SUP. QLTY.	KG.	115.13	0.30
RICE BASMATI 385/386	KG.	76.01	0.24
RICE BASMATI BROKEN AV.QLTY	KG.	61.07	-0.05
RICE IRR1-6 (SINDH/PUNJAB)	KG.	46.17	-0.15
VERMICELLI	KG.	81.26	-0.01
BREAD PLAIN MEDIUM SIZE	EACH	40.83	0.00
RUSK (PAPAY)	KG.	192.68	0.30
BISCUITS-PACKED	PKT	36.51	0.52
BISCUIT-BAKERY (LOOSE)	250 GM	78.49	0.40
CORNFLAKS FAUJI 225 GM.	PKT	180.38	0.42
SAMOSAS (VEGATABLE)	EACH	13.20	0.38
PASTRY AV.QLTY.	EACH	25.81	0.08
PATTIES (VEGATABLES)	EACH	21.70	0.00
NIMCO	250 GM	68.58	-0.28
CHIPS	250 GM	74.38	-0.33
BEEF WITH BONE AV.QLTY.	KG	309.57	0.46
MUTTON AV.QLTY.	KG	621.21	0.00
CHICKEN FARM BROILER (LIVE)	KG	153.98	20.04
FISH-RAHU MEDIUM SIZE	KG	283.78	-0.31
MILK FRESH (UNBOILED)	LTR.	79.74	0.00
CURD	KG.	92.75	0.00
MILK TETRA PACK 1/2 LTR.	PKT.	59.49	0.15
LACTOGEN 400 GRAMS	PKT.	433.08	0.23
POWDER MILK NIDO 400GM.	PKT	383.75	0.00
MILK POWDER LOOSE/PACKED	KG.	496.02	-0.45
BUTTER LOCAL PACKED	50 GM.	30.68	0.20
EGGS FARM	DOZ	96.84	-3.27
MUSTARD OIL AV.QLTY.	KG.	180.16	-0.07
COOKING OIL (DALDA)	2.5LTR	457.44	-0.14
COOKING OIL (PAKWAN) OTHER BRAND SPECIFY	2.5 LTR	403.27	0.19
VEGETABLE GHEE TIN	2.5KG.	444.90	0.01
VEGETABLE GHEE (LOOSE)	KG.	145.35	0.27
DATES AV.QLTY.	KG.	167.71	0.03
PISTACHIO AV.QLTY.	50 GM.	106.34	0.24
ALMONDS WHOLE AV.QLTY.	KG.	672.63	0.75
COCONUT DRY AV.QLTY.	KG.	292.90	7.21
RAISINS AV.QLTY.	50 GM.	22.29	0.00
GROUNDNUTS (WITH SHELL)	KG.	186.78	1.15
MALTA/MOSAMBI	DOZ	125.03	
KINNU	DOZ	0.00	
APPLE	KG	103.90	-3.56
ALOO BUKHARA	KG	0.00	
POMEGRANATE (ANNAR)	KG	158.20	-17.81
GRAPES	KG	160.82	1.15
BANANAS	DOZ	63.87	-8.68
MANGO KALMI	KG	0.00	-100.00
GUAVA	KG	92.30	9.58
WATERMELON (TURBOOZ)	KG	0.00	
MUSKMELON (KHARBOOZA)	KG	0.00	
SWEETMELON (GARMA)	KG	68.06	7.55
PULSE MASOOR (WHOLE)	KG.	139.34	0.22
PULSE MASOOR (WASHED)	KG.	148.82	-0.45
PULSE MOONG (WASHED)	KG.	148.39	-1.71
PULSE MASH (WASHED)	KG.	243.96	-2.76

Contd.

7.11 Intercity Consumer Prices October, 2016

Value in Rupees			
Description	Unit	Average	% Change
PULSE GRAM	KG.	157.50	2.73
GRAM WHOLE BLACK AV.QLTY.	KG.	142.15	3.18
GRAM WHOLE YELLOW AV.QLTY	KG.	183.36	-0.33
BEANS (LAL LOBIA)	KG.	139.03	-0.42
POTATOES	KG	35.62	-0.64
ONION	KG	28.64	-7.28
TURNIP	KG	55.06	
RADISH	KG	39.37	-11.86
TOMATOES	KG	59.61	2.67
CABBAGE	KG	0.00	
CAULIFLOWER	KG	63.73	
BRINJAL	KG	45.01	11.55
PUMPKIN	KG	0.00	-100.00
BOTTLEGOURD	KG	55.20	13.84
LADY FINGER	KG	79.50	16.35
PEAS	KG	0.00	
SPINACH	KG	29.07	-5.12
TINDA	KG	73.68	-9.82
TURAI	KG	65.02	21.69
KARAILA	KG	84.51	17.20
ARVI	KG	65.25	4.75
CHILLIES GREEN	KG	97.16	21.66
CARROT	KG	0.00	
COCUMBER (KHEERA)	KG	73.92	-7.38
LEMON	250GM	40.64	-7.38
SUGAR REFINED	KG.	70.30	-0.96
GUR AV.QLTY	KG.	91.98	-0.08
HONEY LANGANESE 500 GM.	BOTTLE	810.94	-0.76
MILO 200 GM.	BOTTLE	215.02	1.42
CUSTARD POWDER RAFHAN 300 GM.	PKT	79.48	0.16
TOFFEE (HILAL)	EACH	1.44	0.00
CHOWKELATE CANDY (SMALL SIZE)	EACH	5.40	0.00
SWEETMEAT (MIXED)	KG	319.73	0.19
ICE CREAM WALLS	CUP.	41.09	0.76
ICE	KG	11.05	-7.14
JAM AHMED/MITCHELLES	BOTTLE	136.44	0.14
SQUASH-MITCHELLES	BOTTLE	157.58	0.08
ROOH AFZA	BOTTLE	161.06	0.23
JAM-E-SHIREEN	BOTTLE	166.07	-0.11
SAUNF	50 GM	17.85	0.56
CINAMON LOOSE AV. QLTY	50 GM.	27.31	0.22
CUMINSEED WHITE NATIONAL	50 GM.	53.05	0.13
PEPPER BLACK NATIONAL	50 GM.	99.33	0.61
CLOVES LOOSE AV.QLTY	50 GM.	88.72	0.70
CARDAMOM LARGE LOOSE AV.QLTY	50 GM.	145.51	0.32
CARDAMOM SMALL AV.QLTY	50 GM.	103.87	0.00
SALT-POWDERED (LAHORI) LOOSE	KG.	10.51	0.00
SALT POWDERED (NATIONAL/SHAN)	PKT	24.58	0.00
CHILLIES POWD.NATIONAL 200GM	PKT	106.15	0.00
CHILLIES POWDER LOOS	KG.	275.57	-2.88
CORRIANDER SEED POWD.NATIONAL	PKT	101.82	0.00
CORRIANDER SEED (LOOSE)	KG.	251.80	-0.13
TURMERIC POWD.NATIONAL 50GM	PKT.	35.83	0.00
CURRY POWD. NATIONAL 200 GM	PKT.	87.08	0.00
TOMATO KETCHUP AHMED/MITCHL	BOTTLE	94.92	0.00
PICKLES AHMED/MITCHELLES	BOTTLE	110.14	0.21
VINEGAR SYNTHETIC (SIRKA)	BOTTLE	75.76	0.15
GARLIC	KG	288.71	1.73
GINGER	KG	155.45	-9.06
TAPAL DANEDAR TEA 200GM PACKET	PKT	158.71	-0.04
TEA LIPTON YELLOW LABEL 200GM.	PKT.	157.78	0.13
TEA LOOSE KENYA AV.QLTY 250GM.	PKT.	149.36	-0.32
COFFEE-NESCAFE 75 GM. **	BOTTLE	325.70	0.23

Contd.

**7.11 Intercity Consumer Prices
October, 2016**

Value in Rupees			
Description	Unit	Average	% Change
COLD DRINK (STANDARD SZ)	BOTTLE	25.17	0.00
FRUIT JUICE TETRA PACK	PKT.	18.81	0.27
MINERAL WATER NESTLE 1.5 LTR	BOTTLE	49.23	0.00
ALCOHOLIC BEVERAGES & TOBACCO			
CIGARETTES K-2 10'S **	PKT	61.21	0.00
CIGARETTES CAPSTAN 10'S **	PKT	70.50	0.17
CIGARETTES GOLD LEAF 20'S	PKT	131.25	-0.10
CIGARETTES MORVEN GOLD 20'S	PKT	69.96	0.17
BETEL LEAVES	50GM.	74.05	-1.41
BETEL NUTS	KG.	368.73	-0.74
CLOTHING & FOOTWEAR			
LONG CLOTH 57" GUL AHMED/AL-KARAM	METER	226.19	0.17
SHIRTING AV.QLTY.	METER	178.73	0.00
PANT CLOTH W & WEAR AV.QLTY	METER	401.96	0.94
LAWN PRINTED GUL AHMED/AL-KARAM	METER	290.88	0.00
GEORGETTE AV.QLTY	METER	144.48	0.06
LINEN AV.QLTY ***	METER	156.63	0.08
HEAVY WT SUITING LAWERNCPUR AVG QLTY	METER	1352.79	1.23
HEAVY WT SUITING LAWERNCPUR SUP QLTY	METER	1767.56	0.96
TROPICAL SUITING LAW.PUR	METER	1142.69	1.57
PANT BOY 24"/26" LENGTH.	EACH	512.35	0.89
SHIRT BOY 24"/26" LENGTH	EACH	408.64	2.04
SCHOOL UNI. PANT,SHIRT BOYS	SUIT	716.39	0.26
SCHOOL UNI. KAMEEZ,SHAL.BOYS	SUIT	675.48	0.31
SCHOOL UNI. KAMEEZ,SHAL.GIRL	SUIT	709.70	0.29
FROCK W/WEAR GIRLS	EACH	1091.55	0.00
AWAMI-SUIT W & W(BOY) 24"/26	SUIT	1020.48	0.00
AWAMI-SUIT W&W (GENTS)AV.QLTY	SUIT	1350.80	0.09
PULLOVER GENTS OXFORD/BON.	EACH	2841.19	0.80
PULLOVER LADIES OXFORD/BON.	EACH	2706.35	0.00
PULLOVER (GENTS) OTHERS A.QTY	EACH	976.36	0.00
SECOND-HAND COAT FOR MEN	EACH	430.29	0.15
SECONDHAND SWEETER FOR MEN DUP QLTY	EACH	318.98	0.00
SECONDHAND WINTER JACKET	EACH	419.72	0.00
UNDERWEAR AV.QLTY MEDIUM SIZE	EACH	131.81	0.00
VEST FOR MEN AV.QLTY.	EACH	137.43	0.68
VEST/SHAMEEZ (WOMEN) AVG. QLTY	EACH	160.14	0.79
SOCKS NYLON (PAKISTANI)	PAIR	89.40	0.00
BRASSIER AV.QLTY.	EACH	158.53	0.00
BRASSIER SUP QLTY	EACH	377.22	0.33
DOPATTA GEORGETTE AV.QLTY.	EACH	294.22	0.38
DOPATTA COTTON AV GLTY	EACH	236.85	0.13
CHADDAR (W/WEAR) (2x2.5 MTR)	EACH	457.29	0.34
LUNGI/DHOTI(COTTON) AVG. QLTY	EACH	307.37	0.00
HANDKERCHIEF AVG. QLTY PAK	EACH	42.06	0.00
HANDKERCHIEF SUP. QLTY PAK	EACH	65.87	0.29
GLOVES AV QLTY	PAIR	102.64	0.00
AZARBAND COTTON AVG. QLTY	EACH	18.53	0.32
SEWING THREAD/REEL(ASLI PARI)	EACH	6.84	0.00
WASHING CHARGES PAINT & SHIRT	SUIT	101.39	0.75
DRY CLEANING SUIT COAT PANT	SUIT	329.46	0.90
WASHING CH. (KAMIZ-SHALWAR)	PAIR	71.22	0.17
TAILORING SHIRT	EACH	387.61	1.31
TAILORING CHARGES PANT (MEN)	EACH	660.42	2.03
TAILORING COAT-PANT SUIT	SUIT	3946.42	1.45
TAILORING AWAMI-SUIT (MALE)	SUIT	576.95	0.22
TAILORING SUIT FEMALE	SUIT	498.50	0.38
GENTS SHOES PAUL BATA	PAIR	1204.00	0.00
GENTS SANDAL BATA	PAIR	699.00	0.00
GENTS SPOUNG CHAPPAL BATA	PAIR	189.00	0.00
LADIES SANDAL BATA	PAIR	499.00	0.00
LADIES SPOUNG CHAPPAL BATA	PAIR	179.00	0.00
CHILD SHOE POWER LITE BATA	PAIR	599.00	0.00

Contd.

7.11 Intercity Consumer Prices October, 2016

Value in Rupees			
Description	Unit	Average	% Change
GENTS SHOE, ART 1109 SERVICE	PAIR	999.00	0.00
NYLON JOGGER 27 SIZE 2-5 ***	PAIR	1299.00	0.00
CHINA FOOT WEAR AV. QLTY (MALE) *	PAIR	691.22	-0.85
CHINA FOOT WEAR AV. QLTY (FEMALE) *	PAIR	537.43	1.71
CHINA FOOT WEAR AV. QLTY (CHILDREN) *	PAIR	451.83	1.12
SHOE REPAIR HALF SOLE	PAIR	105.05	-0.05
SHOES POLISH CHARGES AVERAGE SHOP	PAIR	19.58	0.31
HOUSING, WATER, ELECT,GAS & OTH FUEL			
HOUSE RENT (combined)	MONTH	6951.04	2.00
rent 2	pm	6951.04	2.00
RENT3	PM	6951.04	2.00
RENT4	PM	6951.04	2.00
RENT5	PM	6951.04	2.00
RENT6	PM	6951.04	2.00
SYNTHETIC ENEMAL ROBIALAC BALTI 3.64 LTR.	EACH	1885.76	0.00
SYNTHETIC ENEMAL ICI BALTI 3.64 LTR.	EACH	1959.53	-0.19
CEMENT (LOCAL) SPECIFY BRAND NAME	BAG	542.07	-0.22
BRICKS (NEW) IST CLASS	P/1000	6916.89	1.05
CEMENT BLOCKS (6"x8"x12")	P/100	2860.90	0.00
BAJREE	100CFT	4183.92	-0.19
SAND (BLACK PIT SAND)	K100CFT	2257.75	-0.83
TIMBER SHESHAM LOG IST QUALITY	cubmt.	57310.60	1.24
IRON BAR (M.S. BAR) 1/2"	P/TON	63561.06	-0.30
CARPANTER WAGE RATE	P/DAY	847.92	0.27
MASON (RAJ) WAGE RATE	P/DAY	956.27	-0.40
UNSKILLED LABOUR WAGE RATE	P/DAY	518.77	0.38
PLUMBER WAGE RSTE	P/DAY	864.17	0.00
ELECTICIAN WAGE RATE PER DAY **	P/DAY	808.49	0.00
ELECTICIAN WAGE RATE PER POINT **	P/PNT	121.54	0.31
WATER CHARGES PER HOUSE	P/MONTH	125.61	0.04
ELECT.CHARGES UPTO 50 UNITS	P/UNIT	2.00	0.00
ELECT.CHARGES 01 - 100 UNIT	P/UNIT	6.18	0.00
ELECT.CHARGES 101 - 300 UNIT	P/UNIT	9.54	0.42
ELECT.CHARGES 301 - 1000 UNIT	P/UNIT	16.39	0.00
ELECT.CHARGES ABOVE 1000 UNIT	P/UNIT	18.39	0.00
ELEC	PM	10.50	0.00
GAS CHRGR upto 3.3719 MMBTU	MMBTU	128.70	0.00
GAS CHRGR 3.3719 - 6.7438 MMBTU	MMBTU	257.40	0.00
GAS CHRGR 6.7438 - 10.1157 MMBTU	MMBTU	257.40	0.00
GAS CHRGR10.1157 - 13.4876 MMBTU	MMBTU	702.00	0.00
GAS	PM	702.00	0.00
GAS	PM	409.50	0.00
KEROSENE OIL	LTR	84.07	0.30
FIREWOOD WHOLE	40 KG.	529.74	0.26
FURNISHING HOUSE HOLD EQUIPMENTS			
CHAIR SHESHAM WOOD WITH ARMS **	EACH	2062.58	0.29
CHAIR PLASTIC (CHAIRMAN) AVERAGE QUALITY	EACH	797.42	0.00
TABLE SHESHAM WOOD (4X2X5") ***	EACH	5701.78	0.15
SOFASET WOODEN WITH FOAM SEAT **	SET	17315.11	0.01
COT IRON (WITH NIWAR)AV.QLTY.	EACH	2240.84	0.16
ALMIRAH (STEEL) 6'X3' 20 GUAGE	EACH	9682.32	0.00
DINNING TABLE 6 CHAIRS A.QLTY	SET	21520.82	-0.04
SINGLE BED WITHOUT FOAM MED.	EACH	6182.33	0.20
MATRESS SINGLE(4"THICK)	EACH	4913.42	0.00
FARSHI DARI 12'X9' AV.QLTY	EACH	1352.73	1.55
DARI COTTON (6'x2 1/2') AV.QL	EACH	594.47	0.00
CARPET PLAIN AV. QLTY	SQFT.	43.10	0.58
QUILT (LIHAF) 3 KG. COTTON	EACH	939.98	0.87
BLANKET (90" x 54")	EACH	3512.90	1.35
BEDSHEET SINGLE BED SUP.QLTY	EACH	641.90	1.17
BED SHEET DOUBLE WITH TWO PILLOW COVERS SUP QLTY	SET	1257.62	0.99
TOWEL(3'x2') AV. QALTY	EACH	265.62	1.63
CELING FAN 48" SUPER QLTY **	EACH	3109.58	0.00

Contd.

7.11 Intercity Consumer Prices October, 2016

Value in Rupees			
Description	Unit	Average	% Change
PEDESTAL FAN 22" SUPER QLTY	EACH	4181.81	0.00
REFG. DAWLENCE 10 CFT. D.DOOR	EACH	31244.58	0.00
D-FREEZER WAVES 8 CFT.	EACH	30339.32	-0.72
AIRCONDITIONER 1.5 TON PEL	EACH	43216.25	0.00
SPLIT AIR CONDITIONER 1.5 TON (SPECIFY BRAND NAME)	EACH	45040.54	0.17
AIRCOOLER SUPER ASIA	EACH	11842.29	0.02
WASHING MACHINE SINGER	EACH	15953.85	-0.05
SEWING MACHINE(SINGER)	EACH	6160.88	0.00
GIZER LARGE SIZE 30 GALLON CAPACITY SUP QLTY	EACH	18717.35	0.40
GAS BURNER DOUBLE SPFY.BRAND	EACH	1857.64	0.61
ELECT. IRON PHILIPS MDL.1120	EACH	1901.25	0.09
ELECTRIC JUICER FOR APPLE	EACH	5273.46	0.19
S.STEEL DEGHCHI MEDIUM SIZE ***	EACH	639.14	0.26
ALUMINIUM COOKING PAN (DEGCHI) MED SIZE	EACH	619.17	0.41
NON STICK COOKING PAN (DEGCHI) SUP. QLTY	EACH	926.30	1.61
FRYING PAN STEEL AVG. QLTY MED. SIZE	EACH	394.99	0.38
TAWA IORN (MEDIUM SIZE) AVG. QLTY	EACH	319.83	0.08
S.STEEL PLATE A.QLTY.(M.SIZE)	EACH	76.26	0.49
TABLE SPOON S.STEEL SUP.QLTY.	DOZEN	396.07	0.27
WATER SET JUG+6 GLASSES (OMROC)	SET	515.83	0.12
TEA SET PAK. CHINAWARE 21 PCS.	SET	1805.07	0.47
DINNER SET PLASTIC 72 PIECES SUPERIOR QLTY	SET	5466.51	0.37
HOTPOT SET PLASTIC 3 PCS.	SET	1356.52	0.09
BUCKET(BALTI) PLASTIC MED.SIZ	EACH	333.67	0.38
LOTA PLASTIC (MED SIZE) AVERAGE QUALITY	EACH	56.40	-0.12
PRESURE COOKER 4 LTR.	EACH	1444.82	1.43
WATER COOLER 9/10 LTR.PLASTIC ***	EACH	614.40	0.00
THERMOS STARVAC 1 LTR	EACH	501.04	0.25
BULB PHILIPS 100-WATTS	EACH	31.49	0.74
TUBE LIGHT PHILIPS 40 WATTS	EACH	103.50	-0.48
ELECTRIC BLUBS "0" WATTE LOCAL	EACH	22.20	-0.85
ELECTRIC BLUB ENERGY SAVER 14 WATTS	EACH	160.38	0.08
WASHING SOAP 250 GMS SPECIFY BRAND NAME	EACH	33.19	0.00
SURF EXCEL 400 GMS POLY BAG	EACH	120.71	0.84
WASHING POWDER 1000 GRM	EACH	174.06	0.00
WASHING POWDER (WHEEL/ BONUS) 100 GRAMS	EACH	96.84	-0.12
CLEANSER POWDER VIM 1000 GM	PKT.	75.79	0.05
FINIS 500 ML	BOTTLE	195.99	-1.20
PHNYLE TYPHONE/FINIS/CARRANITE 3 LITRES	BOTTLE	150.48	0.52
HARPIC	BOTTLE	147.09	0.44
BOOT POLISH CHERRY/KIWI 50ML	EACH	107.69	0.00
ROBIN BLUE (35 GRAMS)	PKT.	44.55	0.00
TISSU PAPER PERFUMED 100 PCS.	PKT	108.32	0.00
TOILET PAPER ROLL (R.PETEL)	P/ROLL	38.60	0.00
BOOT POLISH LIQUID CHEERY BLOSSOM KIWI 75 ML	BOTTLE	139.20	1.34
MATCH BOX SMALL	EACH	2.09	-7.52
DRY CELL 1.5 VOLT(LOCAL)	EACH	23.76	0.00
HAND STITCHING NEEDLE M.SIZE	PACKET	7.88	0.00
SEWING MACHINE NEEDLE (SINGER)	EACH	6.03	1.17
HOUSEHOLD SERVANT FEMALE P/T	P/MNTH	1968.31	0.00
MARRIAGE HALL WITH FURNITURE	P/HEAD	114.96	0.10
HEALTH	HEALTH	HEALTH	HEALTH
SEPTRAN TABLETS	10TAB.	18.41	2.68
BRUFEN TABS 200-MG.	10TAB.	10.14	-0.98
PANADOL TAB. EXTRA/PLAIN	10TAB.	12.20	0.00
DISPRIN TAB.	10TAB.	12.49	-0.16
TRISIL TAB.	10 TAB	10.25	0.00
FLAGYL TAB. 200 MG.	10TAB.	10.16	0.00
VENTOLIN TAB. 2MG.	10TAB.	10.02	0.00
DAONIL TAB. 5 MG.	10TAB.	16.99	0.18
ENTOX TAB.	10TAB.	13.38	2.92
RENITEC TAB. 5 MG.	10TAB.	58.65	0.41
CAC. 1000 TAB	BOTTLE	121.95	-0.04

Contd.

7.11 Intercity Consumer Prices October, 2016

Value in Rupees			
Description	Unit	Average	% Change
AMOXIL CAPSOLE 250 MG.S	10CAP.	35.99	0.14
CALCIUM SYRUP SANDOZ	BOTTLE	64.12	0.00
LEDERPLEX SYRUP	BOTTLE	50.82	4.63
SANCOS SYRUP (50 ML.)	BOTTLE	29.75	0.00
PHENERGAN SYRUP 120 ML.	BOTTLE	33.58	1.21
CALPOL SYRUP 60 ML.	BOTTLE	28.00	0.00
HYDRYLLIN SYRUP 120 ML.	BOTTLE	67.89	1.18
POLYFAX EYE OINTMENT	TUBE	21.23	0.19
BETNESOL EYE DROPS	BOTTLE	33.89	0.00
EAR DROPS (CARDISPORINE) ***	BOTTLE	22.00	2.09
BETNOVATE-N OINTMENT 5 GMS	TUBE	16.29	0.00
BURNOL CREAM 30 GRM	TUBE	16.00	0.00
VICKS VAPORUB/BALM	BOTTLE	36.03	0.00
GLYCRINE SMALL BOTTLE	BOTTLE	24.25	0.00
JOUHAR JOSHANDA	PKT.	8.51	5.71
GALXOS-D (450 GRMS)	PKT.	152.65	-0.40
GRIPE-WATER WOODWARDS	BOTTLE	54.63	0.13
SANIPLAST ONE PUTTY	EACH	1.85	-0.54
O.R.S. (NIMCOL)	PKT.	16.98	0.47
DETTOL (MEDIUM)	BOTTLE	58.54	4.57
COTTON BANDAGE 2" - 4"	EACH	10.28	1.48
THERMOMETER CHINA	EACH	44.70	0.61
DOCTOR (MBBS) CLINIC FEE	P/PAT.	191.71	0.99
URINE TEST (DR) CHARGES	P/TEST	109.15	0.06
BLOOD TEST (CP) CHARGES	P/TEST	254.57	1.20
SUGAR TEST (RANDOM/FASTING BOTH) CHARGES	P/TEST	177.92	0.37
ECG CHARGES	P/TEST	233.59	0.09
X-RAY (CHEST) CHARGES	P/IX-RAY	308.75	0.06
TRANSPORT			
CAR SUZUKI 800 CC (W/O. A/C)	EACH	661364.37	0.08
CAR SUZUKI 1000 CC	EACH	1105525.93	0.10
CAR TOYOTA 1300 CC	EACH	1847760.42	-0.56
CAR HONDA CIVIC	EACH	2271916.67	0.29
MOTORCYCLE HONDA CD-70.	EACH	63868.59	0.00
MOTORCYCLE YAMAHA 100CC.	EACH	79709.09	0.00
MOTOR CYCLE HERO 70 CC	EACH	44699.49	-0.03
BICYCLE WITH TYRES & TUBES	EACH	7557.47	0.00
TYRE CAR WITH TUBE GENERAL	EACH	3215.46	0.44
TYRE MOTOR CYCLE WITHOUT TUBE	EACH	1086.74	-0.32
TYRE CYCLE SPECIFY BRAND NAME	EACH	363.95	-0.87
TYRE CAR W/O TUBE	EACH	3017.56	-0.59
PETROL SUPER	LITRE	64.65	0.00
HIGH SPEED DIESEL HSD	LITRE	72.94	0.00
CNG	K.G.	69.80	0.00
GAS CYLINDER STAND. SIZE	EACH	1063.83	7.14
MOTOR CYCLE SERVICE CHARGES	EACH	271.28	0.23
CAR SERVICE CHARGES	EACH	347.65	0.18
TYRE PUNCTURE CHARGES	EACH	67.52	0.00
CYCLE OVERHAULING CHARGES	EACH	300.32	0.00
CAR TAX FOR 800CC TO 1300CC	YEARLY	1840.80	0.00
TRAIN FARE ECO. 1-100 KM.	P/KM.	0.68	0.00
TRAIN FARE ECO. 101-500 KM.	P/KM.	0.98	0.00
TRAIN FARE ECO. > 500 KM.	P/KM.	0.89	0.00
TRAIN FARE IST SLP. 1-100KM	P/KM.	2.11	0.00
TRAIN FARE IST SLP.101-500 KM	P/KM.	2.59	0.00
TRAIN FARE IST SLP. > 500 KM	P/KM.	1.99	0.00
TRAIN FARE A/C SLP. 1-100KM.	P/KM	5.76	0.00
TRAIN FARE A/C SLP.101-500KM	P/KM.	4.59	0.00
TRAIN FARE A/C SLP > 500KM.	P/KM	4.16	0.00
PLATEFORM TICKET	EACH	9.85	0.00
AUTO RICKSHAW FARES	KM/MIN	54.96	-0.45
FULL TONGA CHARGES	KM/MIN	65.64	0.00
TAXI 4 SEATER FARE	KM/MIN	84.36	0.00

Contd.

7.11 Intercity Consumer Prices October, 2016

Value in Rupees			
Description	Unit	Average	% Change
BUS FARE MIN (WITHIN CITY)	TICKET	10.06	0.00
BUS FARE MAX (WITHIN CIT	TICKET	18.72	0.00
BUS FARE OUTSIDE CITY	P/KM.	0.83	0.00
A/C BUS FARE OUTSIDE CITY	P/KM.	1.34	0.00
MINIBUS FARE MIN.WITH IN CITY	TICKET	13.55	0.00
MINIBUS FARE MAX.WITH IN CITY	TICKET	19.48	0.00
SUZUKI FARE MIN.WITH IN CITY	TICKET	11.25	0.00
SUZUKI FARE MAXIMUM W.IN CITY	TICKET	19.29	0.00
AIR FARE ECONOMY CLASS.	P/KM.	19.26	0.00
COMMUNICATION			
POSTAL ENVELOPE DOMESTIC	EACH	8.00	0.00
ENVELOPE FOR SAUDI ARABIA	EACH	49.75	0.24
POSTAL REGISTRATION CHARGES	EACH	35.26	0.00
U.M.S. REG CHARGES MIN.	EACH	59.12	0.32
T.C.S. CH. MIN.WITH IN ZONE	EACH	147.83	0.39
TELEPHONE CHARGES LOCAL CALL	P/CALL	3.94	0.00
TEL CHARGES OUT SIDE CITY	P/CALL	3.94	0.00
INTERNET CHARGES	P/HOUR	29.89	0.84
MOBILE CELL CHARGES	P/UNIT	3.09	0.65
FAX CHARGES (LOCAL)	P/PAGE	18.41	0.00
TELEPHONE SET AV. QLTY	EACH	791.39	0.00
MOBILE SET NOKIA/SONY/ERICSON/SAMSUNG WITHOUT CAMERA	EACH	2842.00	-0.37
RECREATION AND CULTURE			
T.V. 20" COLORED WEGA H-A21.	EACH	19102.29	0.00
T.V 20" COLOR CHINA/KORIA)	EACH	11053.33	0.00
V.C.P. PANASONIC/LG/NAT	EACH	5432.61	-0.04
DVD/VCD PLAYER PANASONIC/LG	EACH	4117.28	-0.05
RADIO WITH C.PLAYER NATIONAL	EACH	2224.73	3.82
PERSONNEL COMPUTER (BRANDED)	EACH	44275.12	0.00
VID. CASSETTE BLK. TDK/SONY	EACH	143.51	0.00
COM. C.D. (TDK/IMATION)	EACH	50.51	-0.12
TAPE RECORDER CASSETTE BLANK	EACH	46.44	0.00
VIDEO GAME SEGA 16 BYTE	EACH	1554.41	0.00
CINEMA A/C. HIGH CLASS	TICKET	118.89	0.00
CINEMA NON-A/C HIGH CLASS	TICKET	62.05	0.00
CABLE CHARGES	PER MONT	293.21	0.21
TV.LICENCE FEE DOMESTIC	YEARLY	420.00	0.00
ENGLISH BOOK CLASS V1	EACH	69.94	0.00
ENGLISH BOOK CLASS IX OR X	EACH	92.23	0.00
ENG. BOOK IST.YR COMPLETE SET	EACH	86.78	0.00
ENGLISH BOOK BA/B.SC	EACH	163.25	0.00
URDU BOOK CLASS V (T.B.BORD)	EACH	65.11	0.00
URDU BOOK CLASS IX/X(T.B.B)	EACH	98.47	0.00
URDU BOOK IST.YEAR/INTER	EACH	60.00	0.00
URDU BOOK BA/B.SC	EACH	144.50	0.00
MATHS BOOK CALSS V (T.B.B)	EACH	91.89	0.00
MATHS BOOK CLASS IX OR X	EACH	215.00	0.00
MATHS BOOK IST.YEAR (T.B.B)	EACH	148.13	0.00
PAKISTAN STUDIES BOOK BA/B.SC	EACH	150.50	0.00
DAILY "DAWN"	P/COPY	19.00	0.00
DAILY "JANG"	P/COPY	12.00	0.00
DAILY "NAWA-E-WAQT"	P/COPY	12.00	0.00
WEEKLY "AKHBAR-E-JAHAN"	P/COPY	55.00	0.00
WEEKLY "MAG"	P/COPY	45.13	0.00
MONTHLY "NAUNEHAL DIGEST"	P/COPY	35.00	0.00
PAPER FOOLSCAPE (27"x17")	QUIRE	38.23	0.00
EXERCISE.BOOK LINED 80/100 PGS	EACH	47.50	0.00
PENCILGOLDFISH/DEER	EACH	6.64	0.00
PEN INK DOLLOR 57 ML BOTTLE	EACH	21.53	-0.60
PHOTOSTATE PAPER 70 GM	PRT	355.10	-0.36
BALL PEN (local)	EACH	7.14	0.00
FOUNTAIN PEN HERO/WINGS/CHINA	EACH	44.87	0.00

Contd.

7.11 Intercity Consumer Prices October, 2016

Value in Rupees			
Description	Unit	Average	% Change
EDUCATION			
PRIVATE SCHOOL FEE ENGLISH MEDIUM AVERAGE STANDARD (CLASS I)	PER MONTH	1415.28	-2.71
PRIVATE SCHOOL FEE ENGLISH MEDIUM AVERAGE STANDARD (CLASS V)	PER MONTH	1581.51	0.00
PRIVATE SCHOOL FEE ENGLISH MEDIUM AVERAGE STANDARD (CLASS VI)	PER MONTH	1746.48	0.00
PRIVATE SCHOOL FEE ENGLISH MEDIUM AVERAGE STANDARD (CLASS X)	PER MONTH	2070.99	0.00
PRIVATE MEDICLE COLLEGE FEE MBBS (IST YEAR)	PER MONTH	46487.89	4.95
PRIVATE ENGINEERING COLLEGE FEE (ISTR YEAR)	PER MONTH	12021.59	7.34
GOVT. COLLEGE FEE IST. YEAR	MONTH	45.15	0.09
GOVT. COLLEGE FEE 4TH. YEAR	MONTH	59.09	-0.20
GOVT. UNIVERSITY FEE MSC.	MONTH	648.15	11.39
GOVT. MED. COLLEGE FEE MBBS	MONTH	1432.12	5.14
GOVT. ENGG. COLL. FEE I YEAR	MONTH	1617.80	6.97
COACHING FEE FOR CLASS IX/X	PER MONTH	1239.15	0.00
COACHING CHARGES FOR CLASS IST YEAR/INTER (SCIENCE)	PER MONTH	1827.61	0.00
COACHING CHARGES FOR CLASS IST YEAR/INTER (COMMERCE)	PER MONTH	1568.52	0.00
I.T. TUITION FEES	PER MONTH	2696.53	0.99
MBA TUITION FEES	PER MONTH	5801.81	4.83
RESTAURANTS AND HOTELS			
BREAD TANDOORI ST. SIZE	EACH	7.88	0.00
COOKED MUTTON (AV. HOTEL)	PLATE	156.83	0.49
COOKED BEEF (AV. HOTEL)	PLATE	93.46	0.00
COOKED DAL (AV. HOTEL)	PLATE	55.78	0.00
CHICKEN BIRYANI FULL/DOUBLE	PLATE	133.31	0.32
TEA PREPARED (ORDINARY)	CUP	20.04	0.00
MISCELLANEOUS GOODS AND SERVICES			
HAIRCUT CHARGES FOR MEN	P/CUT	79.77	0.10
BEAUTY PORL HAIR STYL CHARGE	P/STY.	295.13	0.75
SHAVING CHARGES	PER SHV	44.31	0.00
LIPSTICK S.MISS/MEDORA	EACH	109.71	0.81
NAIL POLISH S.MISS/MEDORA	EACH	91.71	0.69
PERFUME MED.SIZE MEDORA/BROACH	EACH	168.79	0.30
HAIR-OIL AMLA/CHAMBELI	BOTTLE	119.50	1.49
TOILET SOAP LUX 95 GRAMS	EACH	37.22	0.00
TOILET SOAP LIFEBOUY 140 GRM	EACH	37.12	0.00
TOILET SOAP SAFEGUARD BATH SIZE	EACH	47.68	0.38
TOOTHPASTE MACKLINES 70 GRM	EACH	50.00	0.00
TOOTHPAST MED SIZE CLGATE 70 GMS	EACH	67.83	0.00
TOOTHBRUSH SHEILD A/PLAUQUE	EACH	40.60	0.02
TOOTHPOWDER DENTONIC 90 GRM	EACH	29.64	0.00
HAIR-COLOUR BEGIN (6 GMS)	EACH	102.83	0.00
HAIR COLOUR (KALAKOLA)	BOTTLE	126.56	0.34
FACECREAM PONDS (MEDIUM)	EACH	121.54	0.21
TALC POWDER VICE ROAY,B.CAT	EACH	140.23	0.54
BLADE TREET ORDINARY 10'S	PKT.	35.72	0.22
BLADE 7-O-CLOCK STAIN. 5'S	PKT.	34.69	0.00
SHAMPOO SUNSILK/PAINTIN 100 ML	BOTTLE	105.65	0.11
BEAUTY CREAM (FAIR & LOVELY)	EACH	144.31	0.38
HAIR REMOVING CREAM (EU-CREAM)	TUBE	65.79	0.83
GEL MEDIUM SIZE	BOTTLE	99.25	0.51
DISPOSABLE RAZOR GILLET-II	EACH	42.99	0.66
SHAVING CREAM TOUCH-ME/ADM.	EACH	63.94	0.96
GOLD TEZABI 24 CT	10 GM.	43467.48	-0.73
SILVER TEZABI 24 CT	10 GM.	666.26	0.88
ARTIFICIAL JEWELLARY SET	SET	756.30	0.00
WRIST WATCH GENTS CITIZEN (ORIGINAL) ***	EACH	3588.39	0.00
WRIST WATCH LADIES CITIZEN (ORIGINAL) ***	EACH	3539.03	0.00
WALL CLOCK QUARTZ AV.QLTY	EACH	560.15	0.00
SUITCASE REXIN (24"x16"x6")	EACH	1248.37	0.20
TRUNK MEDIUM SIZE ***	EACH	1623.94	0.31
PURSE LADIES (LEATHER) AVERAGE QUALITY	EACH	754.31	0.07

8. PUBLIC FINANCE

8.1 Customs Revenue Receipts

(Million Rupees)

S. No.	Description	Annual				
		2011-12	2012-13	2013-14	2014-15	2015-16
1	Meat, fish and their preparations	93.75	151.69	253.87	322.60	470.73
2	Milk, butter, cheese and honey	2478.59	2235.00	2879.15	5371.62	4577.30
3	Fruits, nuts and vegetables	1427.16	1554.43	2368.46	2830.70	5718.73
4	Coffee, nuts and vegetables	3547.64	3730.56	3713.70	4202.54	6385.82
5	Oil-seeds and miscellaneous fruits	120.73	146.20	176.67	1117.13	2765.29
6	Vegetable plaiting materials	616.43	868.55	998.91	828.97	852.59
7	Animal and vegetable fats and oil	18417.04	20247.00	20658.72	21183.29	25910.37
8	Sugar and confectionery	372.89	291.17	383.73	523.17	818.76
9	Edible, preparation of cereal & vegetables	2916.04	3099.12	3991.29	5319.78	6788.91
10	Beverages, spirits and vinegars	192.14	176.65	179.36	228.65	279.05
11	Residues on waste from the food industries prepared animal fodder	53.16	59.44	141.58	2622.94	4359.11
12	Tobacco	251.94	144.14	213.57	136.15	164.87
13	Mineral, fuel, oils and products thereof	19140.05	20398.80	16760.58	24413.27	37991.81
14	Chemicals and chemical products	6798.82	7327.76	8239.32	10379.73	11883.91
15	Pharmaceutical products	1822.78	1893.71	2111.88	2507.92	3032.98
16	Dyes, colours, paints and varnishes	2538.32	2671.14	3611.13	4077.15	4838.49
17	Perfumery, soap and toilet preparations	3912.94	3778.08	4894.55	6321.37	7740.78
18	Albuminodal substances modified stareehes gulesenzymes	202.99	215.36	287.14	488.59	626.50
19	Matches and other explosives	22.32	22.61	25.30	18.81	37.11
20	Photographic and cinematographic goods	1178.39	1254.43	1583.89	1823.38	2544.33
21	Plastic & articles thereof	8807.12	349.73	11055.67	13198.11	15812.87
22	Rubber and articles thereof	2352.45	8820.77	2395.14	3179.46	6472.21
23	Leather articles and footwear	1937.81	2143.80	2051.86	2459.12	3303.33
24	Wood & articles of wood wood charcoal	557.80	2010.44	542.99	837.99	1301.24
25	Wood, paper and stationery	6730.50	475.48	6085.09	8503.06	9412.67
26	Silk yarn and fabrics	130.81	5357.43	139.29	316.29	422.13
27	Fabrics of wool, flax ramle metal vegetable	473.08	136.97	706.41	1039.73	1355.32
28	Cotton, Textile fabrics, Paper Yarn	786.13	490.74	2065.56	1057.36	2567.15
29	Yarn and fabrics of man-made fiber	7616.66	1422.08	8773.16	11587.37	13433.31
30	Carpets & other floor covering	432.76	6523.28	285.80	328.81	430.79
31	Special Woven Fabrics and Variety (58)	434.56	274.42	352.95	454.87	552.60
32	Textile articles including knitted & crocheted goods	2254.15	1969.33	2627.81	3551.13	5298.75
33	Other madeup textile articles, set worm clothing & textile articles rugs	1336.37	1093.49	1375.49	1620.10	2501.88
34	Glass and earthen-ware	3522.41	3198.22	4459.56	5938.18	8998.91
35	Precious metal, stones, pearls & imitation jewellery	28.71	40.01	65.58	90.60	207.56
36	Iron and steel manufactures	10048.48	10545.65	9211.16	17154.45	40140.83
37	Metals other than gold,silver,iron & steel	1144.22	1253.23	1866.33	2518.70	4481.37
38	Cutlery, tools articles of base metals	1002.80	1015.61	1324.08	1608.30	2264.13
39	Machinery and mechanical appliances	11605.92	12362.55	13742.20	20289.00	26190.69
40	Electric machinery and equipment	9928.03	10396.39	11325.52	22583.98	21382.12
41	Railway and tramway plant and rolling stock	125.87	393.05	447.75	1147.92	299.92
42	Motor and other vehicles	43090.45	42305.56	36314.43	49408.87	61946.64
43	Ships, boats and aircraft's	117.96	108.57	79.44	1045.69	3823.94
44	Clocks and watches and parts thereof	47.19	60.14	66.04	61.53	154.00
45	Arms and ammunitions	464.96	507.58	317.19	336.89	103.86
46	Toys, games and sports goods	324.33	278.43	346.34	488.01	967.27
47	Sub-total (1 to 46)	181405.65	183798.79	191495.64	265523.28	361612.93
48	All other articles	46869.49	66022.29	58234.50	49707.26	56561.39
49	Gross Collection (47 to 48)	228275.14	249821.08	249730.14	315230.54	418174.32
50	Refund & Rebates	8453.67	10362.12	8731.76	9090.69	11993.96
51	Net collection (54-55)	219821.47	239458.96	240998.38	306139.85	406180.36
52	Total imports duty	213285.30	...	233783.87	283865.95	377416.18
53	1 % Ware House Charges	1660.09	...	1182.93	808.69	648.13
54	Miscellaneous	3870.35	...	4469.01	5010.68	5613.38
55	Export duties	471.07	...	475.78	495.05	580.79
56	25% Export Development Charges	5291.13	...	6119.22	5921.88	5365.62
57	Regularity Duty	2111.14	...	3699.32	19128.26	28549.96

Contd.

8.1 Customs Revenue Receipts

(Million Rupees)

S. No.	Description	Monthly			
		Oct,2015	Nov, 2015	Dec, 2015	Jan,2016
1	Meat, fish and other preparations	24.00	31.72	97.37	86.17
2	Milk, Butter, Cheese and Honey	236.55	287.24	343.34	306.24
3	Fruits, nuts and vegetables	608.73	483.56	336.31	368.38
4	Coffee, nuts and vegetables	609.46	563.91	693.38	614.36
5	Oil-seeds & miscellaneous fruits	172.64	259.77	215.30	273.18
6	Vegetable plaiting Materials	74.44	69.62	79.79	75.92
7	Animal and vegetable fats and oil	2782.46	1969.04	1881.35	2069.19
8	Sugar and confectionery	70.70	61.06	59.77	67.22
9	Edible, preparation of cereals and vegetables	462.98	555.02	587.51	610.00
10	Beverages, spirits and vinegars	15.59	13.36	11.29	10.60
11	Residues an Waste from the food industries, Prepared animal fodder	744.05	226.29	134.09	65.37
12	Tobacco	15.67	5.11	18.71	18.71
13	Minerals, fuel, oils and products thereof	2808.89	3403.30	3111.90	2096.61
14	Chemicals and chemicals products	867.41	861.78	977.72	1080.18
15	Pharmaceutical products	210.51	237.23	274.18	203.26
16	Dyes, colours, paints and varnishes	388.99	385.69	395.52	407.05
17	Perfumery, soap and toilet preparations	669.27	603.27	658.15	609.21
18	Albuminoidal substances modified starches, glues,enzymes	51.14	41.76	50.92	63.20
19	Matches and other explosives	2.36	3.72	3.09	0.02
20	Photographic and cinematographic goods	178.03	221.92	235.32	228.30
21	Plastic and articles thereof	1330.88	1314.05	1252.29	1172.66
22	Rubber and articles thereof	468.70	498.99	613.82	569.57
23	Leather articles and footwear	211.52	243.93	275.53	301.70
24	Wood & articles of wood; wood charcoal	72.53	92.34	112.60	138.17
25	Wood, paper and stationery	668.32	671.87	677.61	721.74
26	Silk yarn and fabrics	27.33	21.59	35.92	38.93
27	Fabrics of Wool, flax, ramle metal, vegetable	129.99	117.06	108.61	133.94
28	Cotton, textile, fibre & other paper & veg yarn	106.46	245.67	388.35	269.51
29	Yarn and fabrics of man-made fiber	1468.61	1270.30	1121.81	1066.45
30	Carpets & other floor covering	32.09	43.15	44.60	39.26
31	Special Woven Fabrics and Variety	50.71	50.88	53.36	53.07
32	Textile articles including knitted & crocheted goods	560.24	549.95	472.45	559.22
33	articles;rugs	243.78	274.77	286.30	263.41
34	Glasses and earthen/ware	674.47	723.94	874.39	900.33
35	Precious metals,stones,pearls & imitation jewellery	6.98	9.96	20.23	22.86
36	Iron & steel manufactures thereof	3086.36	3570.28	3525.44	3392.47
37	Metals other than gold, silver, iron & steel	317.31	325.06	547.96	326.96
38	Cutlery, tools articles of base metals	195.78	155.84	172.67	184.98
39	Machinery and mechanical appliances	1875.91	1668.35	2097.93	2462.69
40	Electric machinery and equipment	1817.20	1867.70	2371.70	1846.98
41	Railway and tramway plant and rolling stock	16.19	20.01	11.65	16.70
42	Motor and other vehicles	4906.42	5326.10	5272.52	5747.22
43	Ships, boats and Air crafts	33.90	28.59	97.68	123.46
44	Clocks, watches and parts thereof	5.39	4.96	27.48	9.58
45	Arms and ammunitions	2.32	9.06	17.85	0.60
46	Toys, games and sports goods	59.62	59.26	100.08	101.70
47	Sub total (1 to 46)	29362.88	29448.03	30745.84	29717.33
48	All other articles	1559.59	1551.72	9370.83	3017.14
49	Total Import Duty	27935.99	28073.00	35964.59	29011.02
50	Warehouse Charges	47.79	50.12	49.3	96.69
51	Regularity Duty	1953.01	2047.51	2588.39	2665.44
52	Miscellienous	493.57	368.18	1015.93	469.68
53	0.25 % Export Development Charges	450.81	425.48	444.81	399.78
54	Export Duties	41.28	35.41	53.62	91.82
55	Gross	30922.45	30999.70	40116.64	32734.43
56	Refund	33.15	160.04	194.82	77.96
57	Rebate	742.42	630.76	517.84	582.77
58	Refund & Rebate	775.57	790.80	712.66	660.73
59	Net	30146.88	30208.90	39403.98	32073.70

Contd.

8.1 Customs Revenue Receipts

(Million Rupees)

S. No.	Description	Monthly				
		Feb,2016	Mar,2016	Apr,2016	May, 2016	Jun, 2016
1	Meat, fish and other preparations	52.31	37.60	29.51	23.71	29.67
2	Milk, Butter, Cheese and Honey	404.64	502.72	323.69	569.46	744.79
3	Fruits, nuts and vegetables	404.78	524.71	583.67	588.70	574.51
4	Coffee, nuts and vegetables	514.03	519.97	491.84	517.48	508.86
5	Oil-seeds & miscellaneous fruits	249.84	203.62	275.71	246.35	494.91
6	Vegetable plaiting Materials	69.81	87.09	76.63	59.16	63.06
7	Animal and vegetable fats and oil	2288.18	2499.42	2003.44	2441.11	1888.21
8	Sugar and confectionery	49.16	64.33	79.57	69.66	73.77
9	Edible, preparation of cereals and vegetables	576.3	728.69	592.94	651.68	743.73
10	Beverages, spirits and vinegars	34.14	36.87	33.62	35.65	35.07
11	Residues an Waste from the food industries, Prepared animal fodder	84.79	533.90	166.80	405.07	520.87
12	Tobacco	15.39	15.69	11.24	5.05	12.28
13	Minerals, fuel, oils and products thereof	2335.42	2869.55	2805.82	4009.16	4836.16
14	Chemicals and chemicals products	978.88	1160.20	1190.52	1172.56	1146.14
15	Pharmaceutical products	225.26	324.71	281.69	331.66	341.83
16	Dyes, colours, paints and varnishes	372.57	406.53	463.48	534.80	478.51
17	Perfumery, soap and toilet preparations	656.25	704.19	643.68	713.60	703.44
18	Albuminoidal substances modified starches, glues,enzymes	51.01	52.83	61.50	61.23	64.09
19	Matches and other explosives	0.87	1.93	4.38	2.20	1.17
20	Photographic and cinematographic goods	169.52	212.06	216.76	231.85	255.45
21	Plastic and articles thereof	1261.64	1466.66	1592.37	1598.57	1546.80
22	Rubber and articles thereof	413.82	467.85	632.58	691.71	654.76
23	Leather articles and footwear	323.29	124.64	198.75	444.65	441.81
24	Wood & articles of wood; wood charcoal	129.22	122.97	133.11	137.63	126.87
25	Wood, paper and stationery	767.4	981.04	881.80	997.78	898.21
26	Silk yarn and fabrics	54.75	18.43	44.05	59.59	36.97
27	Fabrics of Wool, flax, ramle metal, vegetable	120.1	95.56	117.62	124.22	118.95
28	Cotton, textile, fibre & other paper & veg yarn	302.29	264.41	298.67	275.54	159.03
29	Yarn and fabrics of man-made fiber	1066.68	926.21	1230.51	1282.52	1094.02
30	Carpets & other floor covering	31.66	44.78	32.39	39.28	47.99
31	Special Woven Fabrics and Variety	52.79	31.92	42.98	51.78	56.81
32	Textile articles including knitted & crocheted goods	464.04	255.61	349.44	445.95	449.55
33	articles;rugs	214.13	176.55	153.15	199.26	182.59
34	Glasses and earthen/ware	750.3	752.88	726.43	820.31	1042.91
35	Precious metals,stones,pearls & imitation jewellery	17.11	15.44	19.14	24.81	44.30
36	Iron & steel manufactures thereof	3146.44	3909.89	4750.44	3737.75	4259.85
37	Metals other than gold, silver, iron & steel	311.18	408.76	436.41	416.41	609.30
38	Cutlery, tools articles of base metals	192.41	189.26	257.61	225.26	243.54
39	Machinery and mechanical appliances	2383.41	2345.06	3085.55	2963.37	2864.25
40	Electric machinery and equipment	1575.33	1436.83	2029.31	1885.16	2021.68
41	Railway and tramway plant and rolling stock	17.52	25.14	34.67	25.36	34.37
42	Motor and other vehicles	4482.23	5479.81	5839.07	5935.83	6190.58
43	Ships, boats and Air crafts	216.99	296.87	169.94	701.69	2015.71
44	Clocks, watches and parts thereof	19.73	14.61	20.42	21.18	15.97
45	Arms and ammunitions	25.83	2.31	0.73	2.40	5.47
46	Toys, games and sports goods	93.76	67.97	98.72	111.08	119.42
47	Sub total (1 to 46)	27967.20	31408.07	33512.35	35889.23	38798.23
48	All other articles	2411.59	-853.50	-1337.94	274.90	22991.35
49	Total Import Duty	26979.34	34318.79	32375.54	31636.01	55833.32
50	Warehouse Charges	49.31	49.21	59.14	55.82	45.90
51	Regularity Duty	2303.81	2461.16	2923.45	3229.08	3575.38
52	Miscellienous	564.43	680.91	-1421.91	705.33	1769.55
53	0.25 % Export Development Charges	439.63	525.64	440.25	506.39	477.53
54	Export Duties	49.41	65.63	29.27	31.47	87.60
55	Gross	30385.93	38101.34	34405.74	36164.10	61789.28
56	Refund	15.94	12.70	102.31	186.07	35.27
57	Rebate	1171.5	1119.85	870.30	1691.98	916.50
58	Refund & Rebate	1187.44	1132.55	972.61	1878.05	951.77
59	Net	29198.49	36968.79	33433.13	34286.05	60837.51

Contd.

8.1 Customs Revenue Receipts

(Million Rupees)

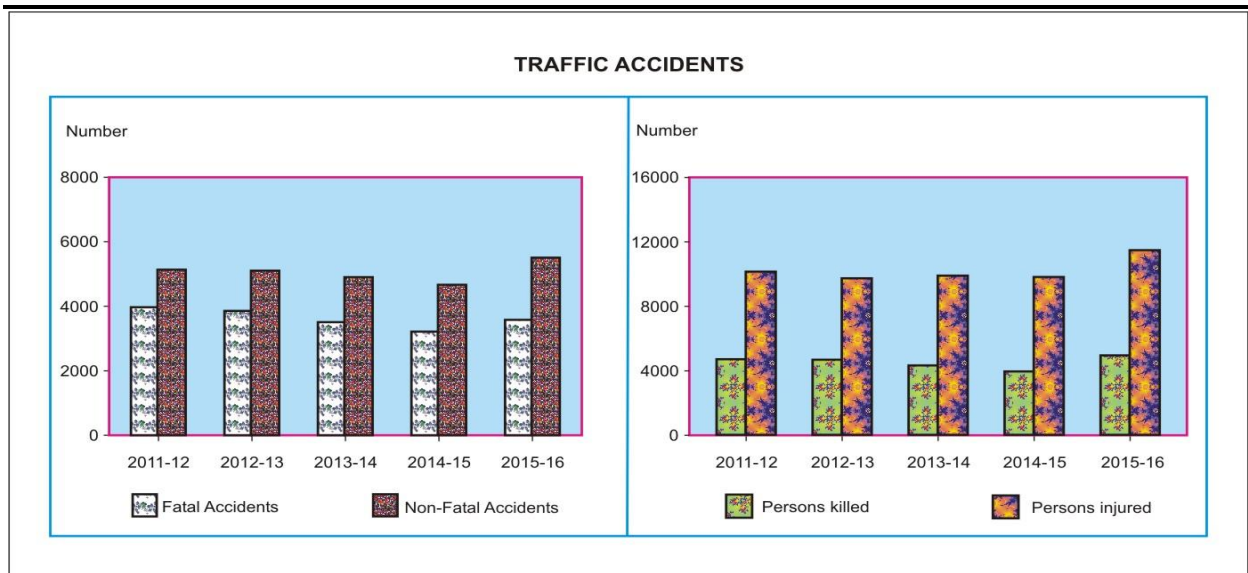
S. No.	Description	Monthly			
		Jul,2016	Aug,2016	Sep,2016	Oct,2016
1	Meat, fish and other preparations	34.79	37.16	57.85	61.28
2	Milk, Butter, Cheese and Honey	909.32	788.60	286.60	384.47
3	Fruits, nuts and vegetables	377.41	613.71	805.51	933.91
4	Coffee, nuts and vegetables	571.41	702.09	554.87	533.27
5	Oil-seeds & miscellaneous fruits	224.31	413.46	390.99	278.77
6	Vegetable plaiting Materials	70.03	76.84	83.25	81.83
7	Animal and vegetable fats and oil	1517.92	1944.57	1856.39	1987.67
8	Sugar and confectionery	55.09	75.38	57.04	88.32
9	Edible, preparation of cereals and vegetables	642.99	740.14	510.68	614.60
10	Beverages, spirits and vinegars	26.87	30.15	21.64	22.18
11	fodder	180.26	217.58	52.80	170.54
12	Tobacco	24.11	6.18	21.46	29.15
13	Minerals, fuel, oils and products thereof	2293.53	3707.14	4488.10	4148.40
14	Chemicals and chemicals products	979.64	1027.48	785.85	865.10
15	Pharmaceutical products	311.35	306.82	316.86	259.74
16	Dyes, colours, paints and varnishes	390.40	435.08	383.54	391.93
17	Perfumery, soap and toilet preparations	657.16	790.38	606.22	667.00
18	Albuminoidal substances modified starches, glues,enzymes	48.61	72.96	63.29	63.03
19	Matches and other explosives	3.40	0.33	1.49	0.46
20	Photographic and cinematographic goods	183.78	249.12	187.86	203.62
21	Plastic and articles thereof	1185.86	1533.05	1161.58	1257.01
22	Rubber and articles thereof	617.59	809.71	623.73	667.62
23	Leather articles and footwear	211.77	683.66	366.78	443.51
24	Wood & articles of wood; wood charcoal	104.20	146.27	117.04	119.23
25	Wood, paper and stationery	758.43	942.93	696.20	770.45
26	Silk yarn and fabrics	24.99	36.14	24.20	20.99
27	Fabrics of Wool, flax, ramle metal, vegetable	128.84	137.20	122.04	129.53
28	Cotton, textile, fibre & other paper & veg yarn	138.86	174.74	179.63	143.70
29	Yarn and fabrics of man-made fiber	1187.41	1396.38	1355.55	942.70
30	Carpets & other floor covering	23.10	26.22	21.17	29.21
31	Special Woven Fabrics and Variety	36.87	70.65	54.63	54.19
32	Textile articles including knitted & crocheted goods	401.76	557.87	687.74	596.98
33	articles;rugs	158.04	219.54	295.94	299.47
34	Glasses and earthen/ware	779.04	891.25	767.84	723.09
35	Precious metals,stones,pearls & imitation jewellery	19.05	21.66	22.96	16.15
36	Iron & steel manufactures thereof	3013.83	3626.19	2665.10	3338.53
37	Metals other than gold, silver, iron & steel	556.37	424.05	357.84	354.11
38	Cutlery, tools articles of base metals	186.45	228.27	178.02	178.56
39	Machinery and mechanical appliances	2271.97	3782.63	2285.67	3159.88
40	Electric machinery and equipment	1735.58	2297.53	2222.65	2126.13
41	Railway and tramway plant and rolling stock	65.96	43.29	36.89	39.74
42	Motor and other vehicles	4601.34	5716.96	5249.14	5553.85
43	Ships, boats and Air crafts	79.70	176.11	235.00	142.32
44	Clocks, watches and parts thereof	8.73	15.59	6.35	8.27
45	Arms and ammunitions	4.04	4.82	0.70	16.45
46	Toys, games and sports goods	86.94	118.41	73.05	73.38
47	Sub total (1 to 46)	27889.10	36316.29	31339.73	32990.32
48	All other articles	1683.49	2478.98	4397.26	2207.77
49	Total Import Duty	26103.35	34398.77	31983.96	31234.42
50	Warehouse Charges	37.13	42.28	34.62	41.41
51	Regularity Duty	2704.81	3430.08	2819.49	2953.09
52	Miscellaneous	323.74	462.65	471.91	505.61
53	0.25 % Export Development Charges	394.71	436.68	403.03	435.93
54	Export Duties	9.20	24.84	24.04	28.41
55	Gross	29572.94	38795.30	35736.96	35198.87
56	Refund	17.12	21.29	60.56	40.73
57	Rebate	999.09	1018.35	1114.57	957.91
58	Refund & Rebate	1016.21	1039.64	1175.13	998.64
59	Net	28556.73	37755.66	34561.83	34200.23

Source: Federal Board of Revenue, Islamabad.

9. SOCIAL

9.1 Data on Traffic Accidents

Year/Month	Total Number of Accidents	Accident		Persons		Total Number of Vehicles Involved
		Fatal	Non - Fatal	Killed	Injured	
PAKISTAN						
2011-12	9140	3966	5174	4758	10145	9986
2012-13*	8988	3884	5104	4719	9710	9876
2013-14*	8359	3500	4859	4348	9777	9423
2014-15*	7865	3214	4651	3954	9661	8949
2015-16*	9100	3591	5509	4448	11544	10636
2015 Oct	799	330	469	392	1000	927
Nov	775	307	468	364	805	887
Dec	724	310	414	353	927	848
2016 Jan	646	269	377	341	857	777
Feb	678	264	414	377	869	786
Mar	680	280	400	327	940	775
Apr	777	297	480	383	1043	897
May	874	327	547	405	1237	1023
Jun	760	311	449	386	985	904
Jul	843	335	508	411	1009	991
Aug	736	287	449	371	1028	853
Sep	827	345	482	426	1138	963
Oct	787	324	463	417	1063	938



Note: Data from July,2012 onward includes ICTs.

* Included Islamabad

Contd.

9.1 Data on Traffic Accidents

Year/Month	Total Number of Accidents	Accident		Persons		Total Number of Vehicles Involved
		Fatal	Non - Fatal	Killed	Injured	
ISLAMABAD						
2012-13	201	107	94	109	180	212
2013-14	256	120	136	132	206	256
2014-15	216	107	109	118	182	217
2015-16	244	120	124	140	209	244
2015 Oct	24	16	8	16	5	24
Nov	25	17	8	19	25	25
Dec	21	7	14	8	18	21
2016 Jan	13	6	7	6	12	13
Feb	14	5	9	5	12	14
Mar	8	5	3	7	4	8
Apr	23	13	10	15	25	23
May	22	9	13	10	14	22
Jun	23	9	14	11	13	23
Jul	19	10	9	11	17	19
Aug	18	12	6	12	12	18
Sep	18	12	6	14	8	18
Oct	17	7	10	9	8	17
PUNJAB						
2011-12	4990	2361	2629	2888	5071	4990
2012-13	4587	2213	2374	2692	4515	4587
2013-14	3696	1717	1979	2145	3941	3696
2014-15	3054	1435	1619	1750	3652	3054
2015-16	3288	1576	1712	2053	4550	3288
2015 Oct	324	160	164	206	462	324
Nov	264	134	130	166	293	264
Dec	299	167	132	166	393	299
2016 Jan	222	104	118	140	310	222
Feb	254	123	131	221	391	254
Mar	250	109	141	129	400	250
Apr	257	124	133	177	403	257
May	311	148	163	197	539	311
Jun	230	123	107	163	347	230
Jul	268	129	139	157	338	268
Aug	244	119	125	145	371	244
Sep	309	164	145	200	443	309
Oct	266	129	137	199	460	266
SINDH						
2011-12	1054	681	373	756	681	1121
2012-13	935	582	353	696	637	960
2013-14	945	613	332	791	893	1103
2014-15	881	583	298	771	863	1029
2015-16	924	634	290	749	754	1144
2015 Oct	75	46	29	54	71	91
Nov	68	41	27	44	37	82
Dec	71	50	21	57	35	87
2016 Jan	77	59	18	64	95	101
Feb	82	50	32	57	59	103
Mar	90	62	28	73	88	116
Apr	74	50	24	57	65	87
May	79	53	26	59	58	89
Jun	80	59	21	70	42	90
Jul	91	66	25	78	47	98
Aug	86	54	32	92	157	94
Sep	71	50	21	74	82	80
Oct	89	63	26	63	44	97

Contd.

9.1 Data on Traffic Accidents

Year/Month	Total Number of Accidents	Accident		Persons		Total Number of Vehicles Involved
		Fatal	Non - Fatal	Killed	Injured	
KHYBER P.K.						
2011-12	2772	785	1987	953	3913	3501
2012-13	2968	846	2122	1059	4016	3736
2013-14	3120	877	2243	1033	4257	3934
2014-15	3399	942	2457	1137	4524	4260
2015-16	4287	1083	3204	1299	5527	5490
2015 Oct	350	95	255	100	422	450
Nov	388	98	290	115	428	479
Dec	318	79	239	115	434	419
2016 Jan	307	87	220	115	404	403
Feb	303	76	227	83	373	382
Mar	302	86	216	97	378	364
Apr	387	92	295	114	505	486
May	426	99	327	116	588	552
Jun	393	102	291	123	533	512
Jul	426	105	321	131	569	557
Aug	345	77	268	92	443	440
Sep	381	91	290	96	516	490
Oct	389	110	279	126	518	521
BALUCHISTAN						
2011-12	324	139	185	161	480	374
2012-13	297	136	161	163	362	381
2013-14	342	173	169	247	480	434
2014-15	315	147	168	178	440	389
2015-16	357	178	179	207	504	470
2015 Oct	26	13	13	16	40	38
Nov	30	17	13	20	22	37
Dec	15	7	8	7	47	22
2016 Jan	27	13	14	16	36	38
Feb	25	10	15	11	34	33
Mar	30	18	12	21	70	37
Apr	36	18	18	20	45	44
May	36	18	18	23	38	49
Jun	34	18	16	19	50	49
Jul	39	25	14	34	38	49
Aug	43	25	18	30	45	57
Sep	48	28	20	42	89	66
Oct	26	15	11	20	33	37

Source: Provincial Police Departments & ICT Police.

9.2 Data on Telecommunication 2016

Months	Distribution of Cellular Mobile Subscribers					
	Total	Moblink	CM Pak	Ufone	Telenor	Warid
Jan	128041567	36973674	24613601	20262334	35392846	10799112
Feb	129851669	37481812	24859472	20587591	36015783	10907011
Mar	131412658	38117902	24669917	20820301	36784001	11020537
Apr	132652763	38537325	24901019	20717518	37427269	11069632
May	133477666	38992717	25135832	20329451	37907652	11112014
Jun	133241465	39118521	25251329	19833670	38020771	11017174
Jul	133283043	39491024	25588687	19493177	38098269	10611886
Aug	133908192	40131931	25855188	19130803	38078200	10712070
Sep	134411877	40604402	26156593	18971119	38284827	10394936
Oct	134911395	40852495	26314186	18799217	38472952	10472545
Nov						
Dec						

Source : Pakistan Telecommunication Authority, Islamabad.

9.3 Visitors at Archaeological Museum in Pakistan

Area/ attraction	August, 2016		September, 2016		October, 2016	
	Foreigner	National	Foreigner	National	Foreigner	National
PAKISTAN	1480	201778	1416	176016	1578	170771
ISLAMABAD	462	88590	414	67227	557	83732
Pakistan Museum of Natural History	24	16770	34	10175	22	10460
Lok Virsa Heritage Museum	212	24653	209	19246	301	30253
Pakistan Monument Museum	191	46992	128	37581	164	42639
Pakistan Railway Heritage Museum	35	175	43	225	70	380
PUNJAB	517	83747	513	83484	738	74470
Lahore Museum Lahore	249	19705	208	13368	289	22527
Allama Iqbal Library & Museum, Sialkot.	2	430	3	567	2	641
Museum, Taxila, Rawalpindi	113	23548	115	21726	187	11996
Museum, Harappa, Sahiwal.	11	7202	8	10930	30	5825
Allama Iqbal Museum, Javid Manzil, Lahore	-	145	1	231	-	234
PMDC Khewara Mines Museum, Chakwal	142	32717	178	36662	230	33247
SINDH	460	26550	468	22698	242	9458
National Museum of Pakistan, Karachi	97	1997	208	1498	39	2054
Sindh Provincial Museum, Hyderabad.	22	2540	16	2309	12	2298
Museum, Banbhore, Thatta.	4	4012	3	3139	13	500
Museum, Moenjodaro, Larkana.	7	1703	11	6930	115	2360
Museum Umerkot, Tharparkar.	-	6824	-	1680	1	1169
Quid-e-Azam Birth Place, Karachi.	-	2944	-	282	2	158
Quid-e-Azam House Museum, Karachi.	330	6530	230	6860	60	919
KHYBER PAKHTUNKHWA	41	2768	21	2495	41	3004
Peshawar Museum, Peshawar.	35	1358	12	1297	24	1621
Museum Saidu Sharif, Swat.	5	973	6	809	17	957
Dir Museum, Chakdara	1	437	3	389	-	426
BALUCHISTAN	-	123	-	112	-	107
Museum Balochistan, Quetta.	-	123	-	112	-	107

Source:-Department of Archaeology and Museum,
Government of Pakistan & Provincial Government

9.4 Visitors at Heritage Site in Pakistan

Area/ attraction	August, 2016		September, 2016		October, 2016	
	Foreigner	National	Foreigner	National	Foreigner	National
PAKISTAN	384	266640	470	322696	699	262322
PUNJAB	314	248942	392	289671	445	252706
Jahangir's Tomb, Lahore	62	40859	86	52572	72	56792
Shalimar Garden, Lahore	27	20000	39	28000	45	19650
Royal Fort (Shahi Qila), Lahore	101	143333	131	167343	111	152043
Hiran Minar & Tank, Sheikhpura	-	14000	13	9100	-	6400
Harappa, Sahiwal	11	7202	8	10930	30	5825
Taxila, Rawalpindi	113	23548	115	21726	187	11996
SINDH	15	15578	24	16682	148	7993
Banbhore , Thatta.	4	4012	3	3139	13	500
Makli Hill Monument, Thatta	4	3039	10	4933	19	3964
Moenjodaro, Larkana.	7	1703	11	6930	115	2360
Umerkot Fort, Tharparkar.	-	6824	-	1680	1	1169
KHYBER PAKHTUNKHWA.	55	2120	54	16343	106	1623
Remains of Takht-i-Bhai, Mardan	4	1800	14	16023	20	1402
Butkara Site Museum, Saidu Sharif, Swat	1	20	-	20	26	21
Julian Site, Haripur	50	300	40	300	60	200
BALUCHISTAN						

Source: Department of Archaeology and Museum.
Government of Pakistan & Provincial Government.

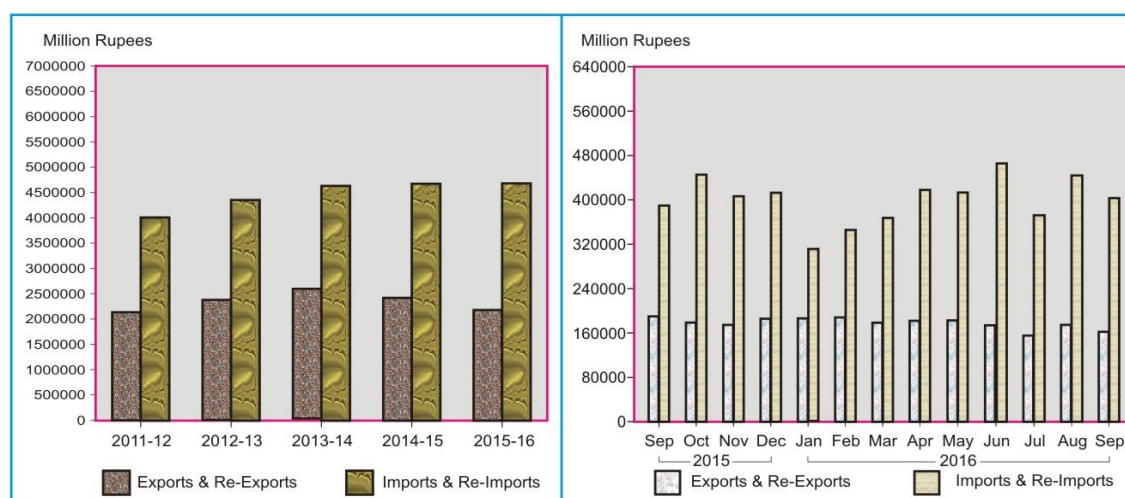
10. TRADE

10.1 Value of Foreign Trade

(Million Rupees)

Year / Month	Exports	Re-Exports	Imports	Re-Imports	Balance of Trade
2011-12	2,110,605.5	18,570.2	4,009,093.0	--	-1,883,049.0
2012-13	2,366,477.8	9,946.3	4,349,879.5	--	-1,973,455.4
2013-14	2,583,463.2	16,369.1	4,630,520.8	1,855.7	-2,032,544.2
2014-15	2,397,513.0	20,191.2	4,644,151.6	20,961.9	-2,247,409.3
2015-16	2,166,846.4	18,574.8	4,658,748.9	20,748.0	-2,494,075.7
2015 Sep	179,817.5	990.5	360,660.6	1,721.8	-181,574.4
Oct	179,927.0	1760.9	406,821.1	1902.6	-227,035.8
Nov	174,781.5	1196.9	404,666.5	1878.7	-230,566.8
Dec	186,486.4	1854.6	399,510.7	1899.5	-213,069.2
2016 Jan	185,298.2	954.2	362,229.4	1661.1	-177,638.1
Feb	186,869.1	1852.1	343,205.7	1572.0	-156,056.5
Mar	181,891.1	1043.9	371,192.6	1582.0	-189,839.6
Apr	179,622.0	2031.5	399,929.3	1779.7	-220,055.5
May	191,221.3	869.1	416,800.7	1692.1	-226,402.4
Jun	172,176.3	2328.9	464,126.8	1875.5	-291,497.1
Jul	154,463.0	1146.8	370,368.8	1645.0	-216,404.0
Aug	172,989.6	2117.8	450,160.7	2053.6	-277,106.9
Sep	160,787.3	1266.7	400,544.8	1786.6	-240,277.4

VALUE OF FOREIGN TRADE

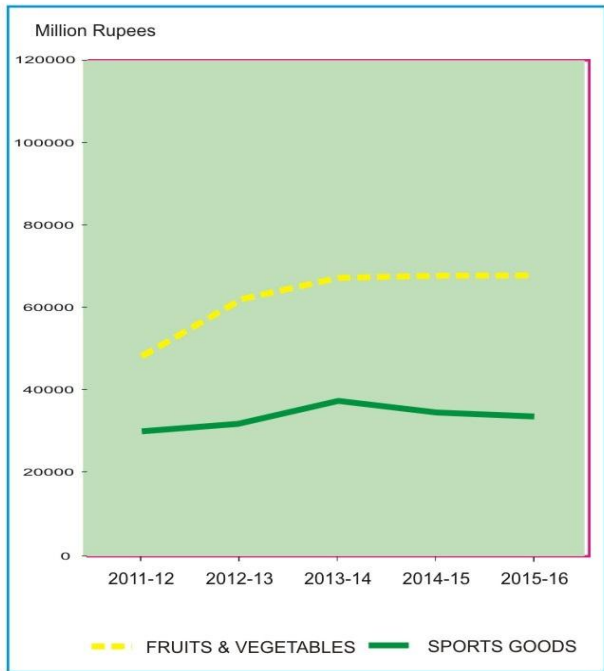
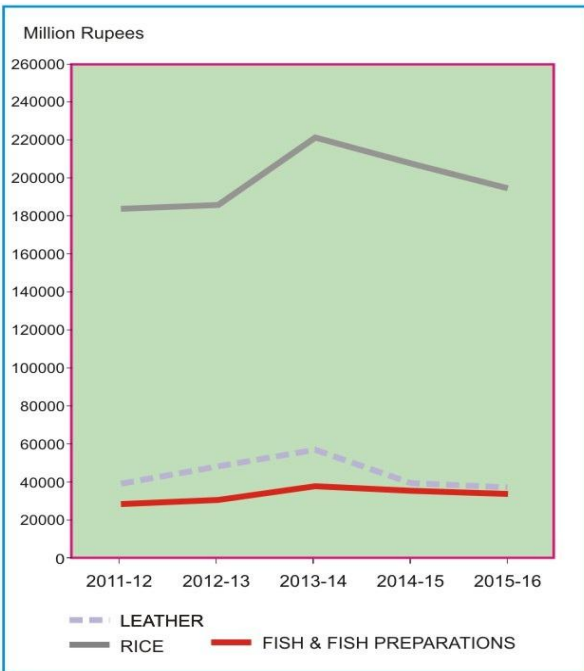
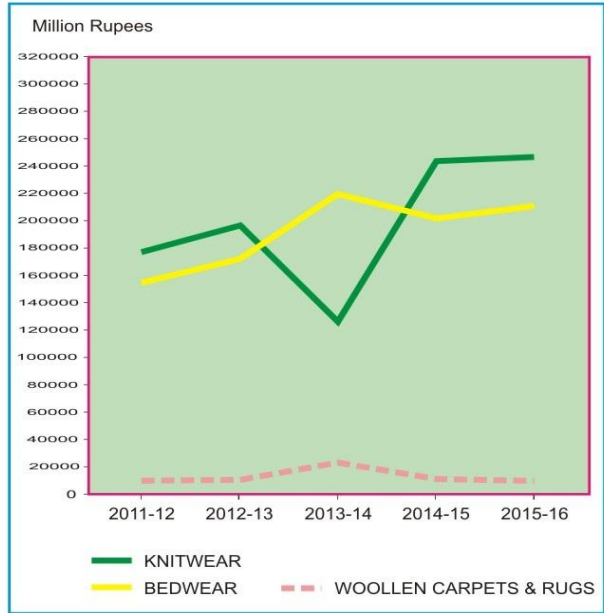
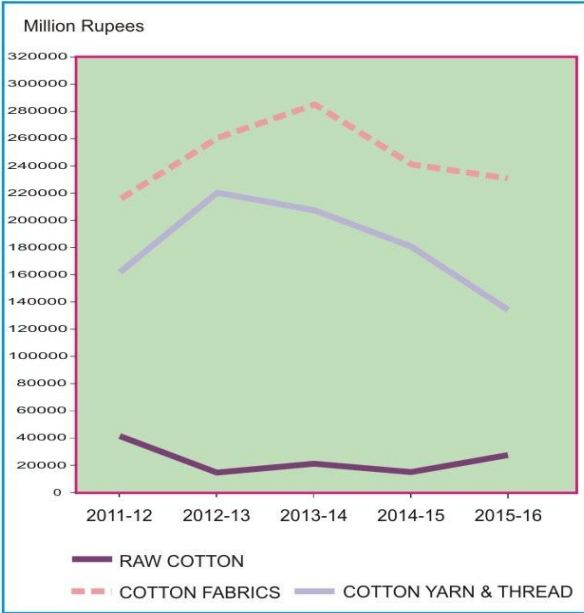


10.2 Exports by Commodity/Group

(Million Rupees)

Year/ Month	Raw Cotton	Cotton Fabrics	Cotton Yarn and Thread	Knitwear	Bedwear	Woollen Carpets & Rugs	Leather	Rice	Fish & Fish Prepara- tions	Fruits & Vege- tables	Sports goods
2011-12	41,392.6	218,159.8	163,403.5	176,652.4	155,108.3	10,113.5	39,841.2	184,405.0	28,597.6	48,321.8	30,241.0
2012-13	14,888.1	260,237.5	219,017.0	197,434.3	172,724.2	11,484.6	48,455.7	186,623.1	30,759.1	62,126.8	32,375.2
2013-14	21,352.5	285,130.2	207,199.9	235,564.7	219,961.7	12,616.2	56,496.4	222,906.7	37,917.6	66,703.9	37,259.6
2014-15	14,932.7	248,430.9	188,615.4	243,718.7	213,017.9	11,772.5	49,582.8	206,266.3	35,429.4	67,864.3	34,293.6
2015-16	7,948.1	230,757.3	134,027.9	246,267.3	210,543.5	9,896.6	37,802.9	194,249.6	33,918.4	66,839.6	33,861.6
2015 Sep	3,382.9	20,178.1	13,078.6	21,008.2	18,383.0	736.0	3,524.1	12,951.3	3,382.1	3,143.4	2,603.7
Oct	1,223.4	20,848.2	12,979.6	19,601.6	17,324.9	825.9	3,032.6	15,415.1	3,728.2	3,829.1	2,662.8
Nov	196.7	17,195.9	9,323.8	18,753.2	17,173.9	1,025.4	3,249.8	21,479.6	3,368.5	4,074.9	2,673.3
Dec	266.4	19,539.7	11,659.6	20,463.4	16,106.5	1,180.0	2,888.5	18,929.9	3,507.0	8,539.5	3,314.3
2016 Jan	223.1	20,097.1	9,585.3	21,675.6	17,774.2	871.5	2,718.2	16,549.4	2,536.5	10,475.6	2,739.3
Feb	75.2	19,191.2	11,382.9	18,171.3	17,872.4	699.8	2,679.1	19,024.2	2,274.6	9,181.2	2,805.3
Mar	93.6	20,899.3	9,943.2	18,313.0	17,913.7	611.8	3,305.6	17,503.4	2,910.9	6,262.2	2,590.2
Apr	35.6	20,325.0	9,980.9	19,087.1	17,818.5	887.7	3,273.4	18,154.0	3,209.4	5,144.1	3,325.8
May	34.7	19,507.5	10,004.9	22,765.3	19,246.7	875.1	3,685.5	17,465.6	3,641.5	4,563.3	3,125.1
Jun	66.4	15,485.6	9,451.1	22,682.5	16,442.5	679.0	2,980.8	15,067.3	2,027.2	4,199.5	2,982.4
Jul	342.9	18,186.7	11,039.7	21,543.2	17,750.5	721.9	2,700.2	8,795.4	1,164.5	3,286.8	2,564.3
Aug	724.2	21,493.6	12,617.0	21,218.4	19,468.0	686.9	3,247.5	7,906.2	1,921.7	5,072.9	2,984.2
Sep	758.9	17,615.7	9,484.2	19,212.6	18,122.8	857.6	3,035.2	8,692.6	3,615.0	3,937.0	2,274.9

EXPORTS BY COMMODITY/GROUP

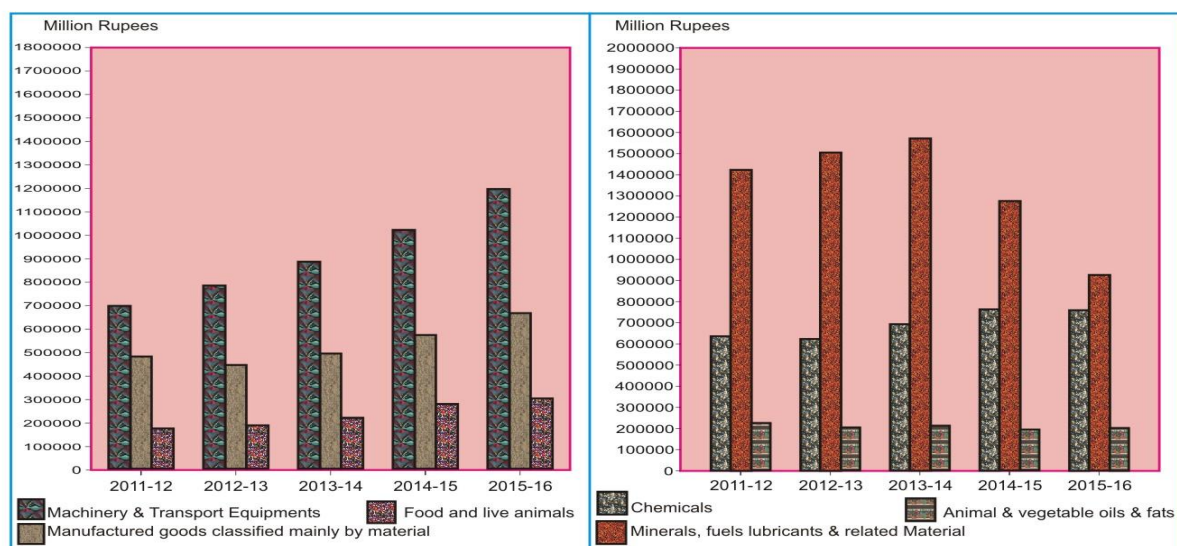


10.3 Imports by Commodity/Group

(Million Rupees)

Year/Month	Machinery and Transport Equipment	Manufactured Goods Classified Mainly by Material	Food and Live animals	Chemicals	Mineral Fuels, Lubricants and related Materials	Animal or Vegetable Oils & Fats
2011-12	699,993.9	482,498.6	179,555.6	637,823.7	1,420,173.6	228,731.4
2012-13	783,966.3	444,919.9	190,555.4	621,466.0	1,504,034.0	205,311.0
2013-14	886,479.3	496,850.9	221,052.9	691,397.7	1,570,968.0	213,427.6
2014-15	1,019,546.8	571,607.2	280,008.3	761,241.6	1,274,835.8	193,222.0
2015-16	1,197,306.7	661,908.8	305,420.7	755,705.4	927,237.0	201,551.1
2015 Sep	81,127.0	49,548.4	27,869.5	60,511.0	82,199.7	19,836.4
Oct	100,180.6	56,462.9	31,751.8	72,699.4	82,217.7	20,621.4
Nov	104,984.1	57,441.7	25,158.7	70,570.4	71,025.8	15,007.0
Dec	107,711.7	57,640.1	23,847.8	65,912.5	69,500.4	13,535.4
2016 Jan	101,988.2	57,356.8	24,612.9	48,724.4	58,437.1	15,196.3
Feb	89,787.7	52,117.9	19,382.6	54,454.1	58,031.5	16,567.8
Mar	98,704.2	54,700.5	26,432.2	61,143.8	63,576.9	18,062.5
Apr	114,243.5	61,122.2	22,051.6	67,739.9	67,331.1	15,469.2
May	103,831.6	57,172.1	28,683.2	66,620.9	86,164.7	20,206.2
Jun	136,160.5	59,940.9	27,429.0	64,448.2	102,680.1	16,301.9
Jul	97,355.3	50,976.7	22,292.1	60,724.8	87,512.6	13,060.9
Aug	145,172.9	62,853.0	28,657.2	65,166.2	83,339.0	16,417.9
Sep	114,235.0	50,983.6	25,435.2	58,982.8	93,048.8	15,408.0

IMPORTS BY COMMODITY / GROUP



10.4 Exports by Selected Commodities in Dollars

(In Thousand Dollar)

Groups/commodities	Unit	Sept., 2016		Cuml, From July, 2016		Sept., 2015		Cuml, From July, 2015	
		Quantity	Value	Quantity	Value	Quantity	Value	Quantity	Value
GRAND TOTAL			1538051		4666266		1725583		5143099
A.PRIMARY COMMODITIES			221473		552444		268566		740173
01.RICE	MT	171584	83151	482445	242694	254463	124285	648228	336937
(I) RICE BASMATI	MT	33129	31914	92321	88772	51738	45910	125543	127046
(II) RICE OTHER VARIETIES	MT	138455	51236	390124	153922	202725	78375	522685	209891
02.FISH AND FISH PREPARATIONS	KG	11851503	34580	21958916	64066	12577477	32456	25906378	65126
03.FRUIT & VEGETABLES INCL.JUICES	KG	65809368	38636	223872436	122970	65123188	31497	245418820	107476
(I) FRUITS	KG	40844922	29830	121970272	90812	24981913	17583	74017738	56813
(II) VEGETABLES	KG	24313499	7830	98064295	26718	38730249	12581	166540229	45712
(III) FRUIT & VEGETABLE JUICES	KG	650947	976	3837869	5441	1411026	1332	4860853	4951
04.WHEAT	MT								
05.WHEAT FLOUR	MT	70963	22946	111772	35887	76417	24210	256584	81547
06.SPICES(INCL. CHILLIES)	KG	1240176	4803	3597513	14556	1498451	5676	3841714	14873
07.OIL SEEDS, NUTS AND KERNALS	KG	1657732	2464	4111926	5932	1874855	2691	2955201	4168
08.LEGUMINOUS VEGETABLE	KG								
09.FLOWERS	KG	8040	15	84245	154	33151	74	62683	134
10.RAW HIDES AND SKINS	KG			225	5			31920	124
11.RAW WOOL AND ANIMAL HAIR	KG	141199	271	720179	1326	364867	607	1370686	2196
(I) RAW WOOL	KG	47939	111	187657	407	108847	215	475937	833
(II) ANIMAL HAIR	KG	93260	159	532522	919	256020	392	894749	1364
12.CRUDE ANIMAL MATERIAL	KG	1129085	1572	3662917	4461	2022610	3136	5264562	6826
13.CRUDE FERTILIZER	MT	1077	158	3300	503	2283	230	6628	701
14.MOLASSES	KG			6675002	815			14357000	1583
15.RAW COTTON	MT	4176	7260	10200	17457	20812	32463	35106	55461
16.COTTON WASTE	MT	3404	4078	9410	10750	3396	3871	8950	9315
17.PETROLEUM CRUDE	MT	45241	15685	45241	15685			80445	36023
18.MARBLES AND STONES	MT	32332	4614	97034	13243	47879	6577	113579	15871
19.TOBACCO	KG	286180	1241	485185	1941	228279	794	582617	1814
(I) UN-MANUFACTURED	KG	242100	1015	425449	1639	224379	773	544121	1668
(II) MANUFACTURED EXCL.CIGARETTE	KG	44080	226	59736	303	3900	21	38496	146
20.COKE	MT								
B.TEXTILES MANUFACTURES			926803		2928906		1027621		3085822
01.COTTON YARN	KG	30024539	87818	107121967	306958	40438934	122305	124566557	382991
02.COTTON CLOTH	SQM	1.72E+08	168508	536382445	547586	1.96E+08	193635	531517396	560991
03.ARTICLES OF APPAREL & CLOTHING ACCESSORIES (EXCL. KNITWEARS)	DOZ	2469109	162376	7685628	524347	2327009	155243	7271212	506109
04.ART SILK AND SYNTHETIC TEXTILES	SQM	16018369	20561	28045027	39699	28342330	26372	85166423	75726
05.COTTON THREAD	KG	696301	2905	2376886	9764	715113	3201	783153	3537
06.TEXTILE FABRICS WOVEN(OTHER THAN COTTON & ARTIFICIAL FABRICS)	--		114		1260		478		1898
07.TULE, LACE, EMBROIDERY ETC	--		1462		3457		761		3344
08.COTTON BAGS/SACKS	MT	376	667	1218	2085	238	472	1369	2146
09.TENTS & OTHER CANVAS GOODS	KG	3579206	9992	9108758	23731	2591913	5716	6243082	14924
10.BED WEAR	KG	29747175	173358	89559163	528912	28069227	176409	80220395	514364
11.TOWELS	KG	14917651	61023	42289337	178596	17830427	75591	48690085	214454
12.TEXTILE MADE UPS (EXCL. TOWELS & BED WEAR)	--		48488		151137		56086		147696
13.KNITWEARS	DOZ	7932099	183783	25707796	592277	9627813	201601	27863051	630378
14.WASTE MATERIAL OF TEXTILE FIBRES/FABRICS	KG	2425292	1401	6535777	4107	2920890	2290	8934839	6516
15.YARN OTHER THAN COTTON YARN	KG	704782	2106	2485040	7063	1165001	3245	3574186	9450
16.KINTTED OR CROCHATED FABRICS	SQM	824298	2242	2734627	7927	1466262	4217	3873039	11298
C.OTHER MANUFACTURES			253166		773430		264705		839497
01.CIGARETTES	THNO	9995	209	15697	312			4971	114
02.LEATHER	SQM	1485870	29034	4333225	85854	1584795	33818	4566651	97182
03.CARPETS,RUGS AND TAPESTRIES ETC	SQM	182460	8407	525401	22176	129506	7416	402041	22975

Contd.

10.4 Exports by Selected Commodities in Dollars

(In Thousand Dollar)

Groups/commodities	Unit	Sept., 2016		Cuml, From July, 2016		Sept., 2015		Cuml, From July, 2015	
		Quantity	Value	Quantity	Value	Quantity	Value	Quantity	Value
(I) WOOLLEN CARPETS AND RUGS	SQM	161159	8203	416698	21661	118059	7062	358725	21812
(II) WOOLLEN CARPET MACHINE MADE	SQM			528	15	396	14	5414	173
(III) TAPESTRY CLOTH	SQM								
(IV) CARPETS KNOTTED & OTHER FLOOR COVERING	SQM	21301	204	108175	499	11051	339	37902	991
04.PETROLEUM PRODUCTS	MT	9207	4606	45119	20248	7014	4551	26193	17411
05.FEEDING STUFF FOR ANIMALS	KG	19653103	3304	52425319	9153	30727865	5395	94853486	14380
06.CHEMICALS AND PHARMACEUTICAL PRODUCTS	--		72901		204404		66317		240491
(I) PLASTIC MATERIALS	KG	10977624	12446	32669519	48951	13026481	17074	40977928	52189
(II) PHARMACAUTICAL PRODUCTS.	KG	828197	17709	2465449	52226	984230	16073	2736648	52339
(III) FERTILIZER MANUFACTURES	MT			2	1				
(IV) OTHER CHEMICAL	--		42746		103226		33171		135963
07.RUBBER MANUFACTURES	--		1550		3814		1473		3186
08.PAPER AND PAPER BOARD	KG	2469478	6328	9366431	22705	1140978	3236	3836541	11565
09.GUAR AND GUAR PRODUCTS	KG	1380764	1651	3729292	4557	1109347	2061	3384662	7115
10.CUTLERY	--		5995		18091		7519		19726
11.GOLD	GM								
12.COPPER AND ARTICLES THEREOF	--		1710		9177		8254		17045
13.MACHINERY & TRANSPORT EQUIPMENT (INCL.ENGINEERING ELECTRICAL GOODS)	--		12284		45053		13186		43277
(I) ELECTRIC FANS	NO	115984	1863	363988	7150	63597	1343	263185	5556
(II) TRANSPORT EQUIPMENT	--		834		2737		808		3781
(III) OTHER ELECTRICAL MACHINERY	--		2840		8666		3239		10373
(IV) MACHINERY SPECIALIZED PARTICULARS INDUSTRIES	--		892		6189		2492		8575
(V) AUTO PARTS	--		802		2884		1372		3951
(VI) OTHER MACHINERY	--		5052		17428		3932		11041
14.FOOTWEARS	PAIR	610121	6804	2630480	26876	844518	5943	2582821	26282
(I) LEATHER FOOTWEAR	PAIR	333519	5785	1469066	23187	249760	4185	1414361	21139
(II) CANVAS FOOTWEAR	PAIR	9343	53	26373	134			33285	94
(III) OTHER FOOTWEAR	PAIR	267259	966	1135041	3555	594758	1758	1135175	5049
15.LEATHER MANUFACTURES(EXCL. LEATHER FOOTWEARS)	--		42970		127221		43909		136553
(I) LEATHER GLOVES	DOZ	330633	13906	1121959	43007	365974	16642	1481760	49549
(II) APPAREL & CLOTHING	DOZ	76656	28203	228545	80996	66745	26259	228680	83947
(III) OTHER LEATHER MANUFACTURES	KG	76024	861	262077	3218	73215	1008	229117	3057
16.HOUSE-HOLD EQUIPMENT	KG	411501	925	675985	1705	337379	622	919493	1666
17.SPORTS GOODS	--		21761		74768		24985		74376
(I) FOOT BALLS COMPLETE	DOZ	186226	10355	643457	34837	234711	11430	778536	39262
(II) GLOVES (SPORTS)	DOZ	188842	7406	739567	28220	242325	10440	601691	26458
(III) OTHER	--		3999		11710		3115		8656
18.SURGICAL GOODS,MEDICAL INSTRUMENTS AND APPLIANCES	NO	18225954	25501	55820342	74423	20713847	27429	60446780	81551
19.ONYX MANUFACTURED	KG	42750	91	532268	1269	159530	406	627352	1408
20.HANDICRAFTS	--				9				
21.TEXTILE PRODUCT & ARTICLE FOR TECHNICAL USE	KG	20560	105	52441	279	34477	147	66351	340
22.BOOKS AND PRINTED MATTERS	--		360		1116		335		1179
23.PIG IRON	MT	2	6	3	7				
24.PRECIOUS/SEMI-PRECIOUS STONE	GM	114674	108	736674	589	369125	219	1496835	645
25.JEWELLERY	--		473		2037		720		1774
26.ARTICLES OF PLASTIC	KG	1910492	5504	5623237	15929	1841185	5796	5819517	17531
27.FURNITURE	NO	18254	416	71931	1291	39435	553	85978	1286
28.PARTS OF FOOTWEAR	--		164		366		415		439
D.OTHERS	--		136610		411485		164691		477607

10.5 Exports by Selected Commodities in Rupees

(In Thousand Rupees)

Groups/commodities	Unit	Sept., 2016		Cuml, From July, 2016		Sept., 2015		Cuml, From July, 2015	
		Quantity	Value	Quantity	Value	Quantity	Value	Quantity	Value
GRAND TOTAL			160787262	488239780		179817458		528573386	
A.PRIMARY COMMODITIES			23152729	57797658		27986358		76124162	
01.RICE	MT	171584	8692565	482445	25394110	254463	12951301	648228	34657074
(I) RICE BASMATI	MT	33129	3336325	92321	9288072	51738	4784136	125543	13064746
(II) RICE OTHER VARIETIES	MT	138455	5356239	390124	16106038	202725	8167165	522685	21592328
02.FISH AND FISH PREPARATIONS	KG	11851503	3615021	21958916	6701188	12577477	3382106	25906378	6714564
03.FRUILS & VEGETABLES INCL.JUICES	KG	65809368	4038965	223872436	12866131	65123188	3282151	245418820	11038755
(I) FRUILS	KG	40844922	3118451	121970272	9501131	24981913	1832264	74017738	5835865
(II) VEGETABLES	KG	24313499	818523	98064295	2795565	38730249	1311071	166540229	4694444
(III) FRUIT & VEGETABLE JUICES	KG	650947	101991	3837869	569435	1411026	138816	4860853	508445
04.WHEAT	MT								
05.WHEAT FLOUR	MT	70963	2398787	111772	3753463	76417	2522850	256584	8378867
06.SPICES(INCL. CHILLIES)	KG	1240176	502075	3597513	1523028	1498451	591455	3841714	1530090
07.OIL SEEDS, NUTS AND KERNALS	KG	1657732	257631	4111926	620556	1874855	280446	2955201	431147
08.LEGUMINOUS VEGETABLE	KG								
09.FLOWERS	KG	8040	1593	84245	16102	33151	7668	62683	13770
10.RAW HIDES AND SKINS	KG			225	522			31920	12689
11.RAW WOOL AND ANIMAL HAIR	KG	141199	28313	720179	138751	364867	63260	1370686	225464
(I) RAW WOOL	KG	47939	11652	187657	42601	108847	22400	475937	85361
(II) ANIMAL HAIR	KG	93260	16661	532522	96150	256020	40860	894749	140103
12.CRUE ANIMAL MATERIAL	KG	1129085	164292	3662917	466771	2022610	326754	5264562	703100
13.CRUE FERTILIZER	MT	1077	16471	3300	52584	2283	23971	6628	72033
14.MOLASSES	KG			6675002	85401			14357000	162044
15.RAW COTTON	MT	4176	758937	10200	1826120	20812	3382887	35106	5732927
16.COTTON WASTE	MT	3404	426284	9410	1124647	3396	403424	8950	959235
17.PETROLEUM CRUE	MT	45241	1639726	45241	1639726			80445	3672565
18.MARBLES AND STONES	MT	32332	482362	97034	1385568	47879	685339	113579	1633297
19.TOBACCO	KG	286180	129706	485185	202990	228279	82743	582617	186542
(I) UN-MANUFACTURED	KG	242100	106058	425449	171352	224379	80560	544121	171614
(II) MANUFACTURED EXCL.CIGARETTE	KG	44080	23648	59736	31637	3900	2183	38496	14928
20.COKE	MT								
B.TEXTILES MANUFACTURES			96887607	306463161		107085119		317101319	
01.COTTON YARN	KG	30024539	9180494	107121967	32119313	40438934	12745018	124566557	39348853
02.COTTON CLOTH	SQM	1.72E+08	17615711	536382445	57295999	196106701	20178083	531517396	57667761
03.ARTICLES OF APPAREL & CLOTHING ACCESSORIES (EXCL. KNITWEARS)	DOZ	2469109	16974722	7685628	54865448	2327009	16177328	7271212	51972939
04.ART SILK AND SYNTHETIC TEXTILES	SQM	16018369	2149455	28045027	4152317	28342330	2748190	85166423	7784770
05.COTTON THREAD	KG	696301	303712	2376886	1021587	715113	333575	783153	367806
06.TEXTILE FABRICS WOVEN(OTHER THAN COTTON & ARTIFICIAL FABRICS)	--		11968		131849		49760		194756
07.TULE, LACE, EMBROIDERY ETC	--		152842		361687		79338		342908
08.COTTON BAGS/SACKS	MT	376	69692	1218	218209	238	49141	1369	220027
09.TENTS & OTHER CANVAS GOODS	KG	3579206	1044559	9108758	2482397	2591913	595698	6243082	1535015
10.BED WEAR	KG	29747175	18122790	89559163	55341365	28069227	18383049	80220395	52870126
11.TOWELS	KG	14917651	6379271	42289337	18686966	17830427	7877063	48690085	22046416
12.TEXTILE MADE UPS (EXCL. TOWELS & BED WEAR)	--		5068865		15813675		5844520		15191578
13.KNITWEARS	DOZ	7932099	19212585	25707796	61974138	9627813	21008184	27863051	64754307
14.WASTE MATERIAL OF TEXTILE FIBRES/FABRICS	KG	2425292	146419	6535777	429750	2920890	238592	8934839	669807
15.YARN OTHER THAN COTTON YARN	KG	704782	220182	2485040	738945	1165001	338133	3574186	972160
16.KINTTED OR CROCHATED FABRICS	SQM	824298	234337	2734627	829515	1466262	439447	3873039	1162092
C.OTHER MANUFACTURES			26465810	80925301		27584082		86253065	
01.CIGARETTES	THNO	9995	21841	15697	32673			4971	11697
02.LEATHER	SQM	1485870	3035179	4333225	8982882	1584795	3524059	4566651	9989320
03.CARPETS,RUGS AND TAPESTRIES ETC	SQM	182460	878887	525401	2320164	129506	772767	402041	2359992

Contd.

10.5 Exports by Selected Commodities in Rupees

(In Thousand Rupees)

Groups/commodities	Unit	Sept., 2016		Cuml, From July, 2016		Sept., 2015		Cuml, From July, 2015	
		Quantity	Value	Quantity	Value	Quantity	Value	Quantity	Value
		(I) WOOLLEN CARPETS AND RUGS	SQM	161159	857568	416698	2266365	118059	735960
(II) WOOLLEN CARPET MACHINE MADE	SQM			528	1611	396	1450	5414	17675
(III) TAPESTRY CLOTH	SQM								
(IV) CARPETS KNOTTED & OTHER FLOOR COVERING	SQM	21301	21319	108175	52188	11051	35357	37902	101846
04.PETROLEUM PRODUCTS	MT	9207	481526	45119	2118697	7014	474236	26193	1786732
05.FEEDING STUFF FOR ANIMALS	KG	19653103	345448	52425319	957616	30727865	562190	94853486	1479121
06.CHEMICALS AND PHARMACEUTICAL PRODUCTS	--		7621009		21386543		6910702		24706614
(I) PLASTIC MATERIALS	KG	10977624	1301103	32669519	5122002	13026481	1779235	40977928	5364104
(II) PHARMACAUTICAL PRODUCTS.	KG	828197	1851290	2465449	5464439	984230	1674868	2736648	5374514
(III) FERTILIZER MANUFACTURES	MT			2	102				
(IV) OTHER CHEMICAL	--		4468616		10799999		3456599		13967995
07.RUBBER MANUFACTURES	--		162024		399009		153506		328217
08.PAPER AND PAPER BOARD	KG	2469478	661504	9366431	2375804	1140978	337210	3836541	1187236
09.GUAR AND GUAR PRODUCTS	KG	1380764	172585	3729292	476767	1109347	214735	3384662	730667
10.CUTLERY	--		626763		1892926		783505		2028892
11.GOLD	GM								
12.COPPER AND ARTICLES THEREOF	--		178762		960374		860121		1757291
13.MACHINERY & TRANSPORT EQUIPMENT (INCL.ENGINEERING ELECTRICAL GOODS)	--		1284132		4714204		1374045		4444345
(I) ELECTRIC FANS	NO	115984	194772	363988	748195	63597	139915	263185	569705
(II) TRANSPORT EQUIPMENT	--		87142		286324		84219		388016
(III) OTHER ELECTRICAL MACHINERY	--		296925		906686		337575		1065436
(IV) MACHINERY SPECIALIZED PARTICULARS INDUSTRIES	--		93298		647701		259657		880354
(V) AUTO PARTS	--		83851		301750		142955		405999
(VI) OTHER MACHINERY	--		528143		1823547		409723		1134836
14.FOOTWEARS	PAIR	610121	711327	2630480	2812419	844518	619269	2582821	2694612
(I) LEATHER FOOTWEAR	PAIR	333519	604781	1469066	2426429	249760	436090	1414361	2165607
(II) CANVAS FOOTWEAR	PAIR	9343	5578	26373	13992			33285	9549
(III) OTHER FOOTWEAR	PAIR	267259	100968	1135041	371997	594758	183179	1135175	519457
15.LEATHER MANUFACTURES(EXCL. LEATHER FOOTWEARS)	--		4492045		13311334		4575611		14025759
(I) LEATHER GLOVES	DOZ	330633	1453693	1121959	4499895	365974	1734228	1481760	5090920
(II) APPAREL & CLOTHING	DOZ	76656	2948339	228545	8474728	66745	2736371	228680	8620768
(III) OTHER LEATHER MANUFACTURES	KG	76024	90013	262077	336710	73215	105013	229117	314072
16.HOUSE-HOLD EQUIPMENT	KG	411501	96661	675985	178334	337379	64789	919493	171400
17.SPORTS GOODS	--		2274904		7823452		2603650		7643079
(I) FOOT BALLS COMPLETE	DOZ	186226	1082547	643457	3645410	234711	1191045	778536	4030672
(II) GLOVES (SPORTS)	DOZ	188842	774259	739567	2952700	242325	1087949	601691	2721533
(III) OTHER	--		418098		1225342		324656		890874
18.SURGICAL GOODS,MEDICAL INSTRUMENTS AND APPLIANCES	NO	18225954	2665868	55820342	7786828	20713847	2858289	60446780	8378364
19.ONYX MANUFACTURED	KG	42750	9483	532268	132808	159530	42330	627352	144418
20.HANDICRAFTS	--				940				
21.TEXTILE PRODUCT & ARTICLE FOR TECHNICAL USE	KG	20560	10991	52441	29223	34477	15354	66351	34997
22.BOOKS AND PRINTED MATTERS	--		37630		116744		34935		120990
23.PIG IRON	MT	2	580	3	731				
24.PRECIOUS/SEMI-PRECIOUS STONE	GM	114674	11238	736674	61682	369125	22873	1496835	66306
25.JEWELLERY	--		49415		213183		75007		182630
26.ARTICLES OF PLASTIC	KG	1910492	575400	5623237	1666550	1841185	603951	5819517	1802289
27.FURNITURE	NO	18254	43493	71931	135079	39435	57670	85978	132440
28.PARTS OF FOOTWEAR	--		17115		38336		43278		45657
D.OTHERS	--		14281116		43053661		17161900		49094839

10.6 Imports by Selected Commodities in Dollars

(In Thousand Dollar)

Groups/commodities	Unit	Sept., 2016		Cuml, From July, 2016		Sept., 2015		Cuml, From July, 2015	
		Quantity	Value	Quantity	Value	Quantity	Value	Quantity	Value
GRAND TOTAL			400544774		1221074284		360660593		1090265911
A. FOOD GROUP			28165950		90648379		32784801		88552857
1.MILK AND CREAM	KG	2572245	580877	18416899	4177105	2932184	1015652	12775586	4091271
2.WHEAT UNMILLED	MT	--	--	--	--	--	--	--	--
3.PULSES	KG	59710514	5404345	209860302	19195540	82000792	5167493	229996324	14098477
4.DRY FRUITS	KG	13210068	1497198	32159757	4024061	12557473	1274373	31452261	3345215
5.SUGAR REFINED	MT	777	41939	1954	105634	2591	137057	5409	293214
6.TEA	KG	15847714	4208131	54962489	14067868	13151588	4131832	39536530	12470341
7.SPICES	KG	9427998	1160766	34321645	3204726	12758759	1057845	34730579	3273977
8.MILK FOOD FOR BABIES,INFT.,INVLD	KG	757505	507570	3568176	2578929	835263	725463	2353486	1949556
9.BEVERAGES	LTR	870589	59630	3143168	221232	760820	37181	3394294	174727
10.PALM OIL	KG	187092195	13029465	542144582	38542965	258249614	16816186	674476818	45037786
11.SOYABEAN OIL	KG	10176904	1676031	29484984	4530318	19350657	2421719	28630908	3818294
B. MACHINERY GROUP			114234972		356763255		81127015		239714767
1.POWER GENERATING MACH.	--		23546012		87501042		9722801		32435112
2.AGRICULTURE MACHINERY&IMPLEMENTS	--		714219		2472474		586277		2107948
3.CONSTRUCTION & MINING MACHINERY	--		4933667		12309711		3859588		10497948
4.TEXTILE MACHINERY	--		4142359		12106075		3856817		11247279
5.METAL WORKING MACHINERY	--		1021454		2845239		584180		1627219
6.GEN INDUSTRIAL MACH & EQU/PARTSNS	--		17116465		59476788		12541733		36999004
7.OFFICE MACH.INCL.DATA PROS. EQUIP.	--		6833988		15517436		2336567		6767236
8.TELECOM & SOUND RECORDING EQUIP	--		10791522		28655703		12459783		32185103
9.ELECTRICAL MACHINERY & APPARATUS	--		17456128		46958677		9527282		34716691
10.ROAD MOTOR VEHICLES	--		17901532		56335954		15998776		43455610
11.RAILWAY VEHICLES	--		1154642		4687643		381652		1892567
12.AIRCRAFTS,SHIPS AND BOATS	--		2808447		7915937		6824666		17721817
13.OTHER MACHINERY	--		5814537		19980574		2446894		8061232
C. PETROLEUM GROUP			88286125		246513833		78296997		254183113
1.CRUDE PETROLEUM	MT	898645	25779959	1975475	58841519	459500	25534221	1375226	89687973
2.PETROLEUM PRODUCTS	MT	993764	51865642	2979261	156989375	791985	45672472	2472073	147931323
3.GAS NATURAL & MANUFACTURED	--		10640524		30682939		7090304		16563817
D. TEXTILE GROUP			12793239		36923011		12721052		37208210
1.SYNTHETIC AND REGENERATED FIBRE	KG	19914196	4169518	63671213	13152736	22594455	4525390	78186544	15598455
2.SYNTHETIC & ARTIFICIAL SILK YARN	KG	26427337	5466481	72085250	15834242	24464662	5514594	62277867	14736783
3.WORN CLOTHING	KG	29893341	1229187	99730457	4170039	33519085	963507	104457713	3131684
4.ARTICLES OF APPAREL & CLOTHING	--		1554754		3035875		1307564		2604463
5.BAGS & SACKS OF TEX. MATERIALS	MT	447	64452	1442	212154	916	118079	2318	301400
6.JUTE	MT	3859	308847	6640	517965	4285	291919	12985	835424
E. AGRICULTURE/OTH. CHEMICAL GROUP			58982808		184873857		60510992		183351907
1.ORGANIC CHEMICALS	--		13144622		46078872		12907535		44781088
2.INORGANIC CHEMICALS	--		4053239		12677785		4306976		13394824
3.DYEING TANNING & COLOUR MATERIAL	KG	10999196	3252807	36171122	10520050	10855474	3195672	33671986	9868134
4.MEDICINAL PRODUCTS	KG	1668894	8313448	5149534	25849724	1274085	5674764	3886894	18040546
5.ESSENTIAL OIL, PERFUMES TOILT ETC	KG	7281651	2396560	24897525	8333625	10106658	2700453	28226203	8093178
6.FERTILIZER MANUFACTURED	MT	199281	7922082	410768	16348284	282305	12129271	581481	26581373

10.6 Imports by Selected Commodities in Dollars

(In Thousand Dollar)

Groups/commodities	Unit	Sept., 2016		Cuml, From July, 2016		Sept., 2015		Cuml, From July, 2015	
		Quantity	Value	Quantity	Value	Quantity	Value	Quantity	Value
7.PLASTIC MATERIALS	KG	91310572	14242832	278654302	45492613	68886803	13305828	235791553	43471593
8.INSECTICIDES	KG	1167126	1089108	4823368	4718074	1598546	1362414	5900544	4881934
9.OTHER.CHEMICAL PRODUCTS	--		4568110		14854829		4928078		14239238
F. METAL GROUP			27706107		92908833		28093200		87649371
1.IRON ORES AND CONCENTRATES	MT	--	--	--	--	--	--	9500	142300
2.IRON AND STEEL SCRAP	MT	249521	6783220	735043	20204549	219730	7152903	722370	23592072
3.NON FERROUS BASE METAL WASTE & SCR	MT	8177	419443	29738	1708653	9988	539105	33465	1942880
4.IRON AND STEEL	MT	207396	12953325	694968	46557055	212090	14473218	652613	45706639
5.ALUMINIUM WROUGHT & WORKED	--		1470992		4635943		1597752		4265793
6.MANUFACTURES OF METAL NES	--		6079128		19802633		4330222		11999687
G. MISCELLANEOUS ITEMS			36099894		115326627		37381295		115603478
1.FEEDING STUFF FOR ANIMALS	KG	33081751	777983	134432053	4509846	97700215	4838756	302841533	15564018
2.HIDES,SKINS AND FURSKINS RAW	KG	473349	189450	1626938	607622	931747	245048	2285758	830767
3.OIL SEEDS & OLEAGINOUS FRUITS	KG	82175395	8688413	296103986	22723804	73772046	4702931	177211782	12948764
4.RUBBER CRUDE INCL.SYNTH/RECLAIMED	KG	5671776	1028537	17340688	3848512	5936147	1152287	20971634	4021434
5.WOOD & CORK	--		887817		2647197		630804		2305244
6.PULP AND WASTE PAPER	KG	19864597	935575	56239785	2624397	14140793	753466	51956338	2729310
7.FERTILIZER CRUDE	MT	11453	474501	25031	1020716	22823	962448	50733	2175114
8.CRUDE ANIMAL&VEGETABLE MATERIALS	KG	9997521	1692822	26454987	4574350	10294888	2102468	25122193	5101017
9.COAL, COKE & BRIQUETTES	MT	360014	4193800	1255863	14614292	274890	2876519	1232804	13062547
10.ANIMAL OILS AND FATS	KG	2902955	190792	7700757	494846	1561888	103844	7268547	458711
11.ANIMAL/VEG, FAT OIL WAX ETC NES	KG	1624363	251216	3664639	532727	2009658	254937	4194783	536696
12.RUBBER TYRES & TUBES	NO	500637	3168446	1589133	10045389	391927	2621369	1323786	9044851
13.CORK/WOOD MFG.(EXCL FURNITURE)	KG	6878373	622773	20646112	1965734	8040391	557147	25012536	1810046
14.PAPER&PAPER BOARD & MANF. THEREOF	KG	35338141	3559335	132383004	12523144	35131052	3848757	113564938	12451433
15.CEMENT	MT	2407	55352	11699	289966	5327	126161	14372	317773
16.PREFABRICATED BUILDGS,SANITRY,PLG	--		881500		3042916		939009		2618641
17.FOOTWEAR	PAIR	1902689	1060872	6605472	3607704	2742570	1418848	6061617	3211126
18.PROFESSIONAL,SCIENTFIC & CONTROL	--		3971310		13592215		4727057		13622950
19.PHOTO EQPT, OPTICAL GOODS N.E.S.	--		506305		1624584		633667		1844985
20.PRINTED MATTERS	--		293835		994531		327056		1103092
21.ARTICLES N.E.S. OF PLASTICS	KG	1976198	954416	6436912	3358305	1630478	887862	5421638	2860392
22.BABY CARRIAGES, TOYS GAMES ETC.	--		502328		1816486		554852		1666323
23.OFFICE STATIONERY SUPPLY N.E.S	--		242108		951558		278792		754652
24.JEWELLERY OFGOLD/SILVERSMITH WEAR	--		141165		418934		137653		389946
25.MUSICAL INSTRUMENTS AND PARTS	--		638637		2299502		1337630		3189943
26.ARTICLES & MFG. OF CAVING ETC.	--		78651		232221		78234		254098
27.GOLD.NON-MENETART NOT ORE/CONCEN	GM	31563	111956	96745	365127	68817	283692	184210	729603
ALL OTHER ITEMS	--		34275679		97116490		29745241		84002208

10.7 Imports by Selected Commodities in Rupees

(In Thousand Rupees)

Groups/commodities	Unit	Sept., 2016		Cuml, From July, 2016		Sept., 2015		Cuml, From July, 2015	
		Quantity	Value	Quantity	Value	Quantity	Value	Quantity	Value
GRAND TOTAL			3831513		11670363		3461009		10610682
A. FOOD GROUP			269429		866348		314613		861020
1.MILK AND CREAM	KG	2572245	5557	18416899	39909	2932184	9746	12775586	39891
2.WHEAT UNMILLED	MT	--	--	--	--	--	--	--	--
3.PULSES	KG	59710514	51697	209860302	183447	82000792	49589	229996324	137112
4.DRY FRUITS	KG	13210068	14322	32159757	38464	12557473	12229	31452261	32538
5.SUGAR REFINED	MT	777	401	1954	1010	2591	1315	5409	2846
6.TEA	KG	15847714	40254	54962489	134448	13151588	39650	39536530	121355
7.SPICES	KG	9427998	11104	34321645	30631	12758759	10151	34730579	31877
8.MILK FOOD FOR BABIES,INFT.,INVL	KG	757505	4855	3568176	24644	835263	6962	2353486	18954
9.BEVERAGES	LTR	870589	570	3143168	2114	760820	357	3394294	1705
10.PALM OIL	KG	187092195	124637	542144582	368383	258249614	161373	674476818	437788
11.SOYABEAN OIL	KG	10176904	16033	29484984	43297	19350657	23240	28630908	36952
B. MACHINERY GROUP			1092744		3409843		778519		2332503
1.POWER GENERATING MACH.	--		225235		836331		93303		315806
2.AGRICULTURE MACHINERY&IMPLEMENTS	--		6832		23629		5626		20541
3.CONSTRUCTION & MINING MACHINERY	--		47194		117666		37038		102051
4.TEXTILE MACHINERY	--		39625		115694		37011		109438
5.METAL WORKING MACHINERY	--		9771		27191		5606		15823
6.GEN INDUSTRIAL MACH & EQU/PARTS NS	--		163732		568433		120354		359944
7.OFFICE MACH.INCL.DATA PROS. EQUIP.	--		65372		148327		22422		65825
8.TELECOM & SOUND RECORDING EQUIP	--		103229		273896		119568		312790
9.ELECTRICAL MACHINERY & APPARATUS	--		166981		448833		91427		338533
10.ROAD MOTOR VEHICLES	--		171242		538419		153529		422577
11.RAILWAY VEHICLES	--		11045		44792		3662		18435
12.AIRCRAFTS,SHIPS AND BOATS	--		26865		75669		65492		172262
13.OTHER MACHINERY	--		55620		190963		23481		78477
C. PETROLEUM GROUP			844523		2356029		751362		2474700
1.CRUDE PETROLEUM	MT	898645	246605	1975475	562398	459500	245034	1375226	873251
2.PETROLEUM PRODUCTS	MT	993764	496134	2979261	1500379	791985	438287	2472073	1440325
3.GAS NATURAL & MANUFACTURED	--		101785		293252		68041		161124
D. TEXTILE GROUP			122377		352887		122075		362074
1.SYNTHETIC AND REGENERATED FIBRE	KG	19914196	39885	63671213	125700	22594455	43427	78186544	151961
2.SYNTHETIC & ARTIFICIAL SILK YARN	KG	26427337	52291	72085250	151332	24464662	52920	62277867	143307
3.WORN CLOTHING	KG	29893341	11758	99730457	39854	33519085	9246	104457713	30497
4.ARTICLES OF APPAREL & CLOTHING	--		14873		29022		12548		25250
5.BAGS & SACKS OF TEX. MATERIALS	MT	447	617	1442	2028	916	1133	2318	2929
6.JUTE	MT	3859	2954	6640	4952	4285	2801	12985	8130
E. AGRICULTURE/OTH. CHEMICAL GROUP			564215		1766862		580682		1784865
1.ORGANIC CHEMICALS	--		125738		440354		123865		436366
2.INORGANIC CHEMICALS	--		38772		121161		41331		130435
3.DYEING TANNING & COLOUR MATERIAL	KG	10999196	31116	36171122	100540	10855474	30667	33671986	96071
4.MEDICINAL PRODUCTS	KG	1668894	79524	5149534	247041	1274085	54457	3886894	175655

Contd.

10.7 Imports by Selected Commodities in Rupees

(In Thousand Rupees)

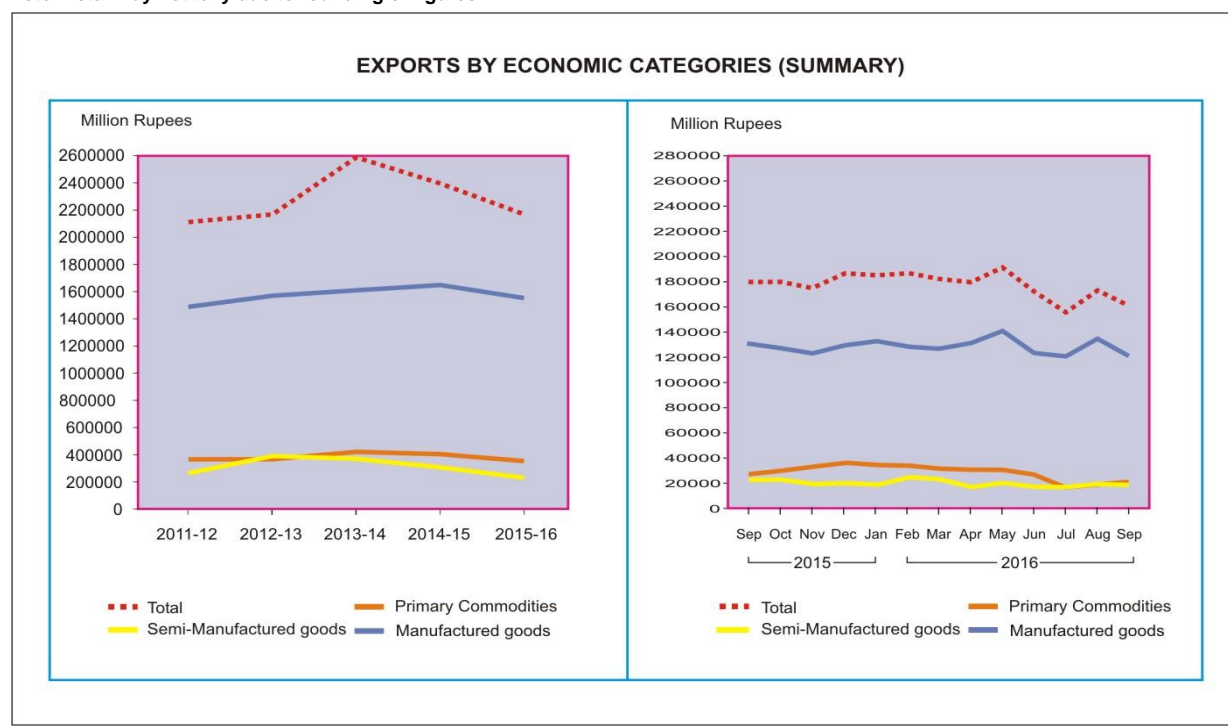
Groups/commodities	Unit	Sept., 2016		Cuml, From July, 2016		Sept., 2015		Cuml, From July, 2015	
		Quantity	Value	Quantity	Value	Quantity	Value	Quantity	Value
5.ESSENTIAL OIL, PERFUMES TOILT ETC	KG	7281651	22925	24897525	79644	10106658	25914	28226203	78772
6.FERTILIZER MANUFACTURED	MT	199281	75781	410768	156269	282305	116396	581481	258138
7.PLASTIC MATERIALS	KG	91310572	136243	278654302	434797	68886803	127687	235791553	423285
8.INSECTICIDES	KG	1167126	10418	4823368	45087	1598546	13074	5900544	47586
9.OTHER.CHEMICAL PRODUCTS	--		43697		141969		47291		138557
F. METAL GROUP			265030		887937		269591		853042
1.IRON ORES AND CONCENTRATES	MT	--	--	--	--	--	--	9500	1399
2.IRON AND STEEL SCRAP	MT	249521	64887	735043	193100	219730	68641	722370	229749
3.NON FERROUS BASE METAL WASTE & SCR	MT	8177	4012	29738	16328	9988	5173	33465	18937
4.IRON AND STEEL	MT	207396	123908	694968	444949	212090	138889	652613	444733
5.ALUMINIUM WROUGHT & WORKED	--		14071		44305		15333		41478
6.MANUFACTURES OF METAL NES	--		58151		189254		41554		116745
G. MISCELLANEOUS ITEMS			345323		1102242		358722		1125329
1.FEEDING STUFF FOR ANIMALS	KG	33081751	7442	134432053	43095	97700215	46434	302841533	151589
2.HIDES,SKINS AND FURSKINS RAW	KG	473349	1812	1626938	5807	931747	2352	2285758	8095
3.OIL SEEDS & OLEAGINOUS FRUITS	KG	82175395	83111	296103986	217212	73772046	45131	177211782	125908
4.RUBBER CRUDE INCL.SYNTH/RECLAIMED	KG	5671776	9839	17340688	36777	5936147	11058	20971634	39171
5.WOOD & CORK	--		8493		25301		6053		22465
6.PULP AND WASTE PAPER	KG	19864597	8949	56239785	25084	14140793	7230	51956338	26602
7.FERTILIZER CRUDE	MT	11453	4539	25031	9758	22823	9236	50733	21112
8.CRUDE ANIMAL&VEGETABLE MATERIALS	KG	9997521	16193	26454987	43725	10294888	20176	25122193	49555
9.COAL, COKE & BRIQUETTES	MT	360014	40117	1255863	139667	274890	27604	1232804	127397
10.ANIMAL OILS AND FATS	KG	2902955	1825	7700757	4729	1561888	997	7268547	4477
11.ANIMAL/VEG, FAT OIL WAX ETC NES	KG	1624363	2403	3664639	5092	2009658	2446	4194783	5208
12.RUBBER TYRES & TUBES	NO	500637	30309	1589133	96009	391927	25155	1323786	88116
13.CORK/WOOD MFG.(EXCL FURNITURE)	KG	6878373	5957	20646112	18788	8040391	5347	25012536	17622
14.PAPER&PAPER BOARD & MANF. THEREOF	KG	35338141	34048	132383004	119684	35131052	36934	113564938	121251
15.CEMENT	MT	2407	529	11699	2770	5327	1211	14372	3085
16.PREFABRICATED BUILDGS,SANITRY,PLG	--		8432		29082		9011		25469
17.FOOTWEAR	PAIR	1902689	10148	6605472	34486	2742570	13616	6061617	31161
18.PROFESSIONAL,SCIENTFIC & CONTROL	--		37989		129905		45362		132583
19.PHOTO EQPT, OPTICAL GOODS N.E.S.	--		4843		15526		6081		17955
20.PRINTED MATTERS	--		2811		9505		3139		10742
21.ARTICLES N.E.S. OF PLASTICS	KG	1976198	9130	6436912	32094	1630478	8520	5421638	27857
22.BABY CARRIAGES, TOYS GAMES ETC.	--		4805		17360		5325		16219
23.OFFICE STATIONERY SUPPLY N.E.S	--		2316		9095		2675		7337
24.JEWELLERY OFGOLD/SILVERSMITH WEA	R--		1350		4004		1321		3795
25.MUSICAL INSTRUMENTS AND PARTS	--		6109		21978		12836		30999
26.ARTICLES & MFG. OF CAVING ETC.	--		752		2220		751		2474
27.GOLD.NON-MENETART NOT ORE/CONCEN	GM	31563	1071	96745	3489	68817	2722	184210	7090
ALL OTHER ITEMS	--		327873		928215		285444		817148

10.8 Exports by Economic Categories (Summary)

(Million Rupees)

Year/Month	Total	Primary Commodities	Semi-manufactured Goods	Manufactured Goods
2011-12	2,110,605.5	362,404.4	261,151.3	1,486,369.7
2012-13	2,366,477.8	364,127.0	391,151.3	1,611,199.5
2013-14	2,583,463.2	420,496.3	369,066.1	1,793,900.8
2014-15	2,397,513.0	402,750.3	352,073.7	1,642,689.0
2015-16	2,166,846.4	356,583.9	254,329.3	1,555,933.1
2015 Sep	179,817.5	26,827.4	22,599.6	130,390.5
Oct	179,927.0	29,448.5	22,641.7	127,836.8
Nov	174,781.5	32,329.8	19,378.3	123,073.4
Dec	186,486.4	36,279.7	20,291.3	129,915.5
2016 Jan	185,298.2	34,192.5	18,426.3	132,679.4
Feb	186,869.1	33,922.5	24,805.8	128,140.8
Mar	181,891.1	31,597.1	23,379.8	126,914.2
Apr	179,622.0	30,472.3	17,403.8	131,745.9
May	191,221.3	30,279.1	19,938.5	141,003.7
Jun	172,176.3	27,313.5	17,363.5	127,499.4
Jul	154,463.0	16,689.8	17,104.5	120,668.7
Aug	172,989.6	18,956.2	19,548.0	134,485.4
Sep	160,787.3	21,464.1	18,246.5	121,076.7

Note: Total may not tally due to rounding of figures.



10.9 Export by Economic Categories (Details)

(In Thousand Rupees)

Commodities	Sept,16	Cuml. From July, 2016	Sept,15	Cuml. From July, 2015
GRAND TOTAL	160,787,262	488,239,780	179,817,458	528,573,386
A. PRIMARY COMMODITIES:	21,464,051	57,109,976	26,827,384	70,749,087
RAW COTTON (INCLUDING LINTER & WASTE)	923,650	2,266,285	3,538,848	6,066,593
RAW WOOL (INCLUDING ANIMAL HAIR)	28,313	138,751	63,260	225,464
FISH	3,612,279	6,644,424	3,127,485	6,342,483
RICE	8,692,565	25,394,110	12,951,301	34,657,074
HIDES & SKINS (INCLUDING FUR SKINS)	26,800	85,512	44,912	119,146
FRUITS & VEGETABLES	3,548,804	11,437,062	2,837,767	9,088,697
SPICES	502,075	1,523,028	591,455	1,530,090
TOBACCO UN-MANUFACTURED	106,058	171,352	80,560	171,614
OTHER PRIMARY COMMODITIES	4,023,507	9,449,453	3,591,795	12,547,927
B. SEMI-MANUFACTURES:	18,246,498	54,899,005	22,599,571	70,702,201
COTTON YARN	9,180,494	32,119,313	12,745,018	39,348,853
LEATHER	3,035,179	8,982,882	3,524,059	9,989,320
MOLASSES		85,401		162,044
OIL CAKES	72,348	164,303	84,896	212,348
AGAR, AGAR DUST & WOOD			2,336	2,336
HENNA LEAVES & POWDER	24,795	59,095	25,226	58,760
OTHER SEMI MANUFACTURES	5,933,682	13,488,010	6,218,037	20,928,541
C. MANUFACTURED GOODS:	121,076,712	376,230,799	130,390,503	387,122,097
COTTON THREAD	303,712	1,021,587	333,575	367,806
COTTON FABRICS WOVEN	17,539,862	57,119,861	20,010,889	57,337,382
TEXTILE FABRICS (OTHER THAN COTTON FAB)	2,216,508	4,390,674	2,802,926	8,047,942
WOOLLEN CARPETS	855,424	2,264,858	724,818	2,214,649
TAPESTRIES		203		
MANUFACTURE OF LEATHER	5,316,502	16,415,864	5,616,546	16,650,392
FOOTWEAR	711,327	2,812,419	619,269	2,694,612
SPORTS GOODS (EXCLUDING INDOOR GAMES)	1,252,666	4,201,181	1,313,039	4,483,926
TOBACCO MANUFACTURED	45,489	64,310	2,183	26,624
MEDICAL INSTRUMENT N.E.S.	108,396	471,607	161,367	467,168
FRUIT & VEGETABLE PREPARATIONS	490,161	1,420,282	437,992	1,909,166
FISH PREPARATIONS	2,743	56,765	254,621	372,081
CEREAL PREPARATIONS	207,758	698,435	319,550	997,301
GUAR PRODUCTS	172,585	476,767	214,735	730,667
FLOUR & MEAL OF OIL SEEDS	1,243	3,044	3,170	5,260
FISH MEAL & MEAT MEAL	4,607	40,975	607	42,644
PETROLEUM PRODUCTS	481,526	2,118,697	474,236	1,786,732
CHEMICAL & CHEMICAL PREPARATIONS	7,625,738	21,413,957	6,959,482	24,754,072
MACHINERY & TRANSPORT EQUIPMENT	1,301,436	4,739,416	1,377,223	4,457,871
ARTICLES OF APPAREL AND CLOTHING				
ACCESSORIES (INCLUDING HOSIERY)	36,200,841	116,855,474	37,187,816	116,749,158
OTHER MANUFACTURED GOODS	46,238,189	139,644,425	51,576,460	143,026,642

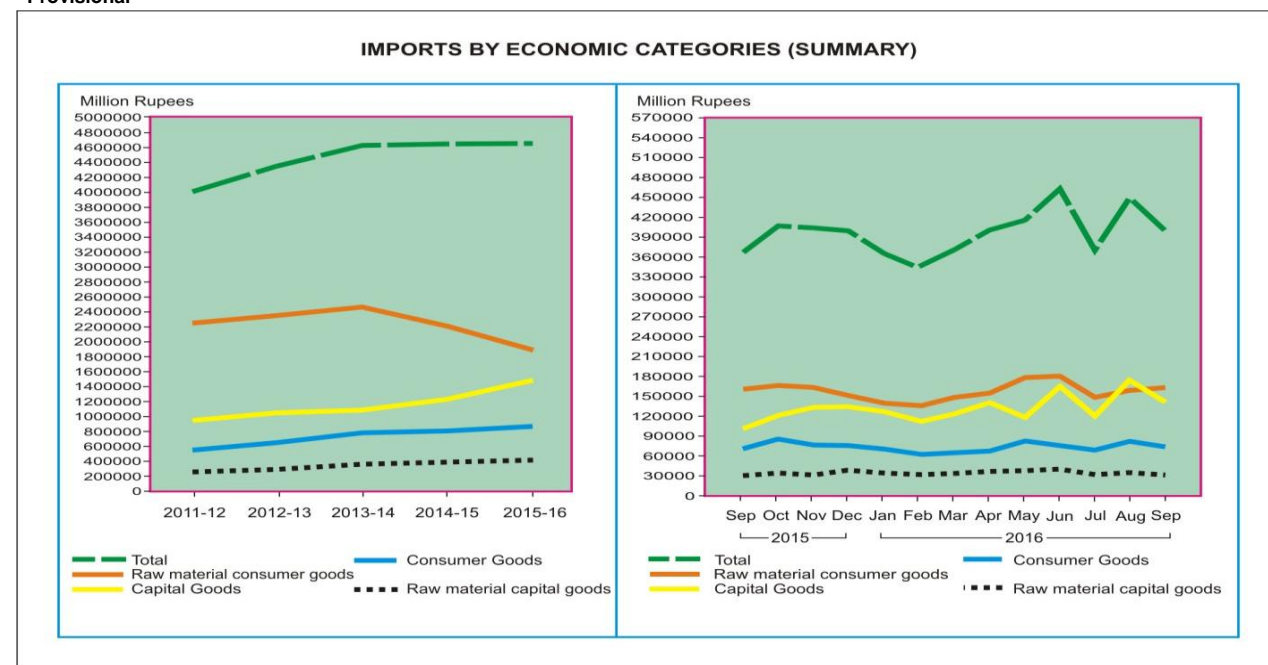
10.10 Imports by Economic Categories (Summary)

(Million rupees)

Year/Month	Total	Consumer goods	Raw material		Capital goods
			Consumer goods	Capital goods	
2011-12	4,009,093.0	552,018.1	2,251,624.0	261,940.8	943,510.1
2012-13	4,349,879.5	652,553.3	2,353,818.1	293,733.6	1,049,774.5
2013-14	4,630,520.8	780,192.2	2,462,189.2	306,810.4	1,081,329.0
2014-15	4,644,151.6	807,979.7	2,214,663.6	388,166.9	1,233,341.4
2015-16	4,658,748.9	870,976.8	1,887,884.5	417,209.9	1,482,677.7
2015 Sep	360,660.6	69,872.8	159,614.0	30,093.8	101,080.0
Oct	406,821.1	84,417.4	166,682.5	33,792.5	121,928.7
Nov	404,666.5	76,749.4	163,610.4	31,719.8	132,586.9
Dec	399,510.7	76,136.3	150,985.3	38,200.7	134,188.5
2016 Jan	362,229.4	70,576.0	131,228.1	33,927.1	126,498.3
Feb	343,205.7	61,084.2	136,562.4	31,937.7	113,621.4
Mar	371,192.6	65,124.5	147,998.9	34,389.9	123,679.3
Apr	399,929.3	67,599.5	154,855.9	36,239.8	141,234.1
May	416,800.7	82,889.2	177,799.3	38,238.9	117,873.3
Jun	464,126.8	78,232.0	180,139.6	40,743.0	165,012.2
Jul	370,368.8	68,880.4	148,423.1	32,410.0	120,655.3
Aug	450,160.7	82,295.1	158,940.6	34,815.0	174,110.0
Sep	400,544.8	73,865.6	162,427.1	31,214.8	133,037.3

Note: Total may not tally due to rounding of figures.

* Provisional



10.11 Imports by Economic Categories (Detail)

(In Thousand Rupees)

Items	Sept., 2016	From July, 2016	Sept., 2015	From July, 2015
GRAND TOTAL	400544774	1221074284	360660593***	1090265911
1. CONSUMER GOODS TOTAL	73865627	225041044	69872816*	208168441
010121 HORSES	1154	4463		
010190 OTHER LIVE ANIMALS		350	36	36
010511 FOWLS OF SPECIES WT UPTO 185G	35225	561199	110099	199704
010599 OTH LIVE POULTRY			422	264346
020130 MEAT OF BOV ANIM F/CH BON LESS	90	264	101	158
020220 OTH CUTS WITH BONE IN,BOV FROZ	277	2185	2154	3258
020230 MEAT BOV ANIMAL FROZE BONELESS	57021	98622	6833	37242
020610 EDIBLE OFFAL OF BOV ANIMAL F/C	16425	35808	33496	78982
020622 LIVERS OF BOV ANIMALS FROZEN	27617	76470	2268	8985
020629 O, EDIBLE OFFAL BOV ANI FROZEN	565	1110		
020711 MEAT OF FOWLS OF SPE GOLL F/CH			885	885
020712 MEAT OF FOWL OF SPE GALLU FROZ	53	53		
020713 CUTS&OFFAL OF FOWL FR/CHILL				4482
020714 CUTS & OFFAL OF FOWLS FROZEN		927		
020755 OTH GEESE MEAT FROZEN		25		
021099 OTH EDI FLOUR/MEAL OF MEAT/OFL	4124	11223		1488
030111 ORNAMENTAL FISH	2293	8932	3045	7764
030119 OTHER ORNAMENTAL FISH		82		168
030192 EELS. LIVE(ANGUILLA SPP)		136		
030199 OTHER LIVE FISH	242	729		397
030219 OTH SALMO FISH,EXCL LIVER F/CH	19	92		
030229 O.FLAT FISH,EX.LIVER&ROES.F/CH	110	293	85	157
030242 ANCHOVIES EX.LIVER/ROES FR/CHL				630
030259 O.FISH BREG FAMILIES E.LIV F/C			51	276
030319 O.SALMONIDAE FROZ,EX.LIVER&ROE		41		
030329 O.TILAPIAS.EX.LIVERS&ROES FROZ		42		
030339 OTH FLAT FISH,EXCL LIVERS FROZ	7226	32688	107958	236170
030363 COD FISH EXCL LVR/ROES FROZEN		81		
030441 FRESH/CHILLED FILLETS OTH FISH	285	925		
030451 OTH FILLETS OF TILAPIAS.FRE/CH	44730	85866		
030459 OTH FILLETS OF OTH FISH.FR/CHI				867
030461 FROZEN FILLET/MEAT OF TILAPIAS		10		
030462 FROZE FILLET/MEAT.CATFISH FISH	69530	119085		
030487 FROZEN FILLETS/MEAT OF TUNAS		100		65
030499 OT FISH FILET/MEAT FRE/CH/FROZ	327	845	406	4657
030510 FLOUR, MEALS & PELLETS OF FISH		12		
030611 ROCK LOBSTER&SEA CRAWFISH FROZ	6	6	59	89
030614 CRABS FROZEN FIT FOR HUMAN CON		23		
030616 COLD WATER SHRIMPS&PRAWNS FROZ				1229
030617 OTHER SHRIMPS & PRAWNS FROZEN			62	62
030627 OTHER SHRIMPS&PRAWNS.NOT-FROZ			12	12
030729 OTH,SCALLOPS,CHLAMYS,FROZ,DRY		34		
030890 OTHER AQUATIC INVERTEBRATES		551		
040110 MILK&CREAM OF A FAT UPTO 1%	1687	3675	26327	97725
040120 MILK & CREAM OF A FAT 1% TO 6%	749	1576		1860
040150 MILK & CREAM.FAT-EXCEEDING-10%		1405	135	848
040210 MILK&CREAM IN POWDER FAT 1.5%	377002	3315378	826185	3355887
040221 MILK&CREAM IN POWDER>1.5% FAT	14915	64121	9852	41472
040229 OTH,MILK&CREAM IN POWDER>1.5%	160	1146	11645	103738
040291 OTH MILK/CREAM NOT SOLID/SWEET	12076	18942		10039
040299 OTH MILK/CREAM SOLID,SWEETEND	5189	48384	7612	41345
040310 YOGURT	306	1393	1478	4698
040390 BUTTER MILK,CURDLED MILK/CREAM	138	1388	831	3523
040410 WHEY AND MODIFIED WHEY CON SUG	147959	636478	85171	315391
040490 OTH PRODUCT CONSIST NATUR MILK	17282	70419	44211	108528
040510 BUTTER	21751	75219	1187	7018
040590 OTH FATS&OIL DERIVED FR MILK	4520	143385	58	126

Contd.

10.11 Imports by Economic Categories (Detail)

(In Thousand Rupees)

Items	Sept., 2016	From July, 2016	Sept., 2015	From July, 2015
040610 FRESH CHEESE INCL WHEY,CURD	22446	68768	30757	94856
040620 GRATED OR POWDER CHEESE	20645	99982	619	619
040630 PROCESSED CHEESE NOT GRATED	26457	92066	23344	75311
040690 OTHER CHEESE	116	1427	211	1179
040719 FERTILIZED EGGS OF OTHER BIRDS	26	681		31612
040721 O.FRESH EGGS OF CHICKEN(FOWLS)	726	726		
040729 OTH FRESH EGGS OF OTHER BIRDS				111
040811 EGG YOLKS,DRIED	353	353	649	1358
040819 EGG YOLKS,OTHER THAN DRIED		53		
040891 OTH BIRDS,EGG,NOT IN SHELL DRY	27473	71946		10519
040899 OTH BIRDS,EGG OTH THAN DRY	6	6		
040900 NATURAL HONEY	8253	31285	14478	27205
041000 EDIBLE PRODUCT OF ANIMAL ORIGN	672	991		
070190 POTATOES,FRESH OR CHILLED	1314	3311	2940	3898
070200 TOMATOES,FRESH OR CHILLED	3425220	5524965	2183199	3224422
070310 ONIONS AND SHALLOTS	189194	193515	1000091	1221895
070320 GARLIC	1511535	3949300	852830	2173681
070390 LEEK,OTH ALLIACEOUS VEGETABLES			703	965
070410 CAULIFLOWERS & HEADED BROCCOLI	120	311	63	312
070490 OTH;EDIBLE BRASSICAS,FRESH/CHI		11		15
070511 CABBAGE LETTUCE(H-LETUC)SALAD	2520	3796	243	722
070519 OTHER; LETTUCE	534	2259	2038	3332
070610 CARROTS AND TURNIPS	184455	185136	62	297
070690 OTH SALAD,BEETROOT,RADISH ETC	326	871	215	572
070700 CUCUMBERS&GHERKINS,FRESH/CHL	84475	145231	8093	17626
070810 PEAS FRESH OR CHILLED	55	151	37	149
070820 BEANS (SAME),FRESH OR CHILLED	13	13	25	25
070920 ASPARAGUS,FRESH OR CHILLED	97	327	63	166
070930 AUBERGINES FRESH OR CHILLED	26	26		125
070940 CELERY OTH THAN CELERIAC,F/CHL	27	90		
070951 MUSHROOMS,FRESH OR CHILLED	340	1105	278	807
070959 OTH MUSHROOMS&TRUFFL FRESH/CH	1	120		90
070960 FRUIT OF GENUS CAPSICUM F/CHLL	570	1765	414	1348
070970 SPINACH NEWZEALAND SPINACH FRE		16		
070999 OTH VEGETABLES FRESH/CHILLED	191	779	236	712
071010 POTATO, FROZEN.	122	2690		
071021 PEAS(PISUM SATIVUM),FROZEN	1353	4789		
071022 BEANS FROZEN	14	334		120
071030 SPINACH,NEWZEALAND SPINACH FROZ	80	80		
071040 SWEET CORN, FROZEN	3429	4847		389
071080 OTHER VEGETABLES,FROZEN	18	729		
071090 MIXTURE OF VEGETABLES,FROZEN	255	2067	310	721
071120 OLIVES PROVISIONALLY PRESERVED				1
071159 OTH MUSHROOMS & TRUFFLES			37	67
071220 ONION; WHOLE DRIED,CUT	8741	37650	2730	15697
071231 MUSHROOM GENUS AGARICUS DRIED	58	464	99	1034
071239 OTH TRUFFLE DRYCUT WHOLE SLIC	24908	36850	509	10359
071290 OTH VEGETABLE MIXTURE DRIED	9128	60699	11797	56520
071310 PEAS DRIED SHELLED	3798360	10822384	3628866	9226954
071320 CHICK PEAS DRIED SHELLED	377785	1482606	219350	495639
071331 BEANS OF SPECIES VIGNA MUNGO	6690	26163	11378	68763
071333 KIDNEY BEANS,INCL WHITE BENAS	352827	1473479	720653	1586133
071339 OTHER BEANS	41220	325648	24909	38046
071340 LENTILES	502390	2140101	115443	1506165
071350 BROAD BEANS & HORSE BEAN	2115	8270		5128
071390 OTH DRIED LEGUMINOUS VEGETABLE	322958	2916889	446894	1171649
071490 OTHER ROOTS AND TUBERS		1100		
080111 DESICCATED, COCONUTS	90892	186259	127755	339782
080119 OTHER COCONUTS	45291	142953	30817	76696
080121 BRAZIL NUT IN SHELL	29	29		
080131 CASHEW NUT IN SHELL	1	1		

Contd.

10.11 Imports by Economic Categories (Detail)

(In Thousand Rupees)

Items		Sept., 2016	From July, 2016	Sept., 2015	From July, 2015
080132	CASHEW NUT SHELLED	62095	95739	44180	77075
080211	ALMOND IN SHELL	29948	167920	35557	103204
080212	ALMOND,SHELLED (GIRI).	86939	483806	176402	664707
080221	HAZEL NUTS,IN SHELL	3	17		5
080231	WALNUTS IN SHELL(AKHROTE)	4435	33443		2911
080232	WAL NUTS SHELLED(AKHROTE)	96	812	333	617
080242	CHESTNUTS SHELLED				762
080251	PISTACHIO IN SHELL	31159	50156	20734	42476
080252	PISTACHIO SHELLED	129	8593	1114	8086
080280	ARECA(BETAL NUTS)	1164880	3004655	856743	2235078
080290	OTHER EDIBLE NUTS	1982	3351		141
080310	PLANTAINS,FRESH OR DRIED	2085	2085		275
080390	OTHER BANANS FRESH OR DRIED		146		85
080410	DATES	32472	52786	7323	22995
080420	FIGS	3349	3449	1712	2733
080430	PINEAPPLES	135	452	154	405
080440	AVOCADOS	139	324		
080450	GUAVAS,MANGOES,MANGOSTEN F/DRY		868		1753
080510	ORANGES	1232	5888	2247	5419
080540	GRAPEFRUIT,INCLUDING POMELOS		982	346	527
080550	LEMONS AND LIMES	65	230		219
080590	OTH CITRUS FRUITS FRESH/DRIED.	54	145		466
080610	GRAPES, FRESH	2435586	3482679	2520130	4238361
080620	GRAPES, DRIED	35015	57072	29217	54557
080711	WATERMELONS	39738	208732	25669	334041
080719	OTHER MELONS	142508	309737	59407	341976
080720	PAPAWS;(PAPAYAS/PAPITA)	3	22		
080810	APPLE, FRESH	33565	145321	43648	67992
080830	PEARS FRESH	11755	15186	6853	8765
080910	APRICORTS;FRESH(KHUBANI)	3783	46188		692927
080940	PLUMS AND SLOES	424	437	104	267
081050	KIWIFRUIT, FRESH	471	2382	61	121
081090	OTHER FRESH FRUITS	282251	284096	114959	115910
081120	RASBERRY,BL.BERRY MULBERRY FRZ	550	569	15	15
081190	OTHER FRUITS AND NUTS,FROZEN	29	1446	860	1642
081210	CHERRIES PROVISIONLY PRESERV				770
081290	OTH FRUIT/NUTS PRESERVED PROVI			44	44
081310	APRICOTS DRIED	11859	16482	1974	10682
081320	PRUNES DRIED	4005	4485	6817	11265
081330	APPLES DRIED	2220	4401		1046
081340	OTHER DRIED FRUITS	56478	86648	99440	129274
081350	MIXTURE OF NUTS,DRIED FRUITS	522	817	149	239
090121	COFFEE,ROAST,NOT DECAFFEINATED	2997	7685	88	2782
090190	OTH COFFEE HUSKS/SKIN/COFE SUB	5403	10953	3746	15144
090210	GREEN TEA PACK < 3 KG	24	128	3335	7180
090220	OTHER GREEN TEA(NOT FERMENTED)	60556	232698	76665	225308
090230	BLACK TEA & PARTLY FERMENT TEA	281	1095	1307	3160
090240	OTH BLACK TEA,OTH PARTLY F.TEA	4147270	13833946	4050525	12234693
090300	MATE	9	9		10
090411	PEPPER,NEITHER CRUSH NOR GROND	201391	766645	81536	667919
090412	PEPPER CRUSHED OR GROUND	2354	2354		
090421	FRUIT OF GENUS CAPSICUM DRIED	2	11259		71525
090422	FRUIT OF GENUS CRUCHED/GROUND	3311	13022	2456	5450
090611	CINNAMON NOT CRUSHED OR GROUND	4897	6339	3084	6360
090619	OTHER CINNAMON	93785	127567	28179	159446
090620	CINNAMON & TREE FLOWER,CRUSHED		20	81	81
090710	CLOVES NEITHER CRUSHED/GROUND	58526	91995	26719	58760
090811	NUTMEG NEITHER CRUSHED/GROUND	11375	21964	7049	21478
090812	NUTMEG CRUSHED & GROUND	123	123		
090821	MACE NEITHER CRUSHED/GROUND		5730	9608	21797
090831	CARDAMOMS NITHER CRUSHED/GRO	119658	450699	61739	175687

Contd.

10.11 Imports by Economic Categories (Detail)

(In Thousand Rupees)

Items	Sept., 2016	From July, 2016	Sept., 2015	From July, 2015
090832		377	531	531
090921	26671	138450	66392	187353
090922	2	98		
090931	71304	178049	29841	121207
090932				249
090961	5984	23885	5778	17924
091011	541724	1318534	716981	1701513
091012				706
091020	45	109		
091030		3530		4884
091091	17605	35114	15180	46151
091099	2007	8861	2691	4956
100111	486	486		
100290	1019	1019		
100390	150128	416596	11729	74045
100490	61494	148500	129470	585830
100510		254293	18216	276263
100590	1533	23459	8991	38307
100610	947	20556	118	18411
100630	6187	19512	1908	6020
100640			306	1501
100790	70	2877	2575	13463
100821		29	2968	41777
100829	12906	101954	42136	219636
100830		1349	2711	7693
100890	19	19		
110100	15	85	1540	3717
110220	127	593	1319	1827
110290			20	20
110313	1673	3708	4203	7645
110319	16	235	64	64
110412			543	546
110422	71	9110	2590	8522
110423		870		1326
110429	10	10		
110430	54	54		
110510	22920	113121	19275	78094
110520	3	2037		2115
110620		39		
110630	640	902	430	430
110710	984	984		
121120		32	294	632
121229		13	1853	1853
121291	24	24		
121299	243	515		
121300		1259	41933	130660
130120	5668	28265		40450
160210	2	15		
160231		200		
160232	83169	193070	44299	113389
160239	4600	24029	7180	21952
160250	617	1036	3943	10473
160300			17	811
160411	17	36	16	35
160413	8	71	46	52
160414	34	280	95	417
160419	2455	5661	1316	3894
160420		2238		1346
160510		100		
160529				130
160540				150

Contd.

10.11 Imports by Economic Categories (Detail)

(In Thousand Rupees)

Items	Sept., 2016	From July, 2016	Sept., 2015	From July, 2015
170112				1257
170114				21
170191	1662	1662	269	825
170199	40277	104001	136788	292403
170211	61026	268000	24528	169151
170219		19	7	7
170230	38375	154285	58547	202157
170240	5	5	3	3
170250	336	1259	20	242
170260	2464	4959		
170290	68724	185161	91506	186748
170410	7064	65105	6611	23157
170490	59030	180696	58533	186961
180310	8448	84150	11163	40389
180320	508	508		
180400	68049	237339	98644	147940
180500	100786	291526	105723	252245
180610	259	2536	1451	3375
180620	82617	294013	96181	143336
180631	19783	30419	27033	76835
180632			545	2877
180690	16612	45171	10986	38106
190110	507570	2578929	725463	1949556
190120	7329	24383	7463	28923
190190	208508	731262	222139	672471
190211		167	33	65
190219	7947	14083	3818	10843
190220	3	10	2	906
190230	1332	6765	5377	10099
190240	33	46	61	72
190300	4109	9005	2186	11972
190410	32083	91067	38058	86306
190420		84		106
190430			7	7
190490	6767	27128	12968	59340
190510	90	254	10	10
190531	7606	19466	12278	27019
190532	18158	50601	15731	29788
190540	4010	9803	3253	7971
190590	27313	86714	44410	93979
200110	49	753	65	65
200190	3286	6578	2381	2983
200210	126	185	70	116
200290	13389	134997	51859	120446
200310	7275	26646	7438	15853
200390	133	812	49	227
200410	63692	194350	67936	170100
200490	1278	4829	950	2655
200510		673		1044
200520	261	3445	2347	5730
200540	152	2599	89	1142
200551	54	305	33	33
200559	1213	1586	333	3469
200560			123	256
200570	20921	43631	11639	25260
200580	5646	12793	3323	8137
200591	23	23	43	149
200599	2006	6884	2535	8407
200600	100	612	1203	3249
200710	635	754	35	245
200799	3497	11049	924	11573

Contd.

10.11 Imports by Economic Categories (Detail)

(In Thousand Rupees)

Items	Sept., 2016	From July, 2016	Sept., 2015	From July, 2015	
200811	GROUND NUTS,PREP/PRESERVED	519	13241	93	5010
200819	OTH NUTS/SEED INCL MIXTURES	4838	81428	1495	34780
200820	PINEAPPLES,PREPARED/PRESERVED	27522	101046	21904	98639
200830	CITRUS FRUIT,PREPARE/PRESERVED	16352	31068	7011	24241
200840	PEARS,PREPARED OR PRESERVED	34	1074	31	62
200850	APRICOTS,PREPARED OR PRESERVED	7	56	31	47
200860	CHERRIES,PREPARED OR PRESERVED	1016	8184	2044	4186
200870	PEACHES,PREPARED OR PRESERVED	8131	19665	9415	11488
200880	STRAWBERRIES,PREPARE/PRESERVED	938	4160	1005	1063
200893	CRANBERRIES		119		
200897	MIXTURES OF FRUITS,NUTS&PLANTS	21972	135295	17950	96547
200899	OTH FRUITS,NUT/EDIBLE PLANTS	3334	36047	3766	8031
200911	ORANGE JUICE,FROZEN	17112	18030		3667
200912	ORANGE JUICE,NOT FROZEN				310
200919	OTHER ORANG JUICE	8306	121167	19697	68387
200929	OTHER GRAPE FRUIT,JUICE	45	1213		22
200939	OTH JUICE OF ANY CITRUS FRUIT		451		3107
200949	OTHER PINEAPPLE JUICE	38890	83212	21360	47033
200950	TOMATO JUICE	24	33		
200961	GRAPE JUICE INCL GRAPE MUST		1178		
200969	OTHER GRAPE JUICE	31443	74611	5661	58220
200979	OTHER APPLE JUICE	7399	45213	3329	13453
200989	OTHER JUICE OF FRUIT/VEGETABLE	4889	47812	20319	79072
200990	MIXTURES OF JUICES	4812	18108	3108	13762
210111	EXTRACT,ESSENCE/CONC COFEE/PRE	75404	111244	69343	123375
210112	PREP WITH A BASIS OF EXTRA/COF		88	1303	1571
210120	EXTACT,ESSENCE ETC OF TEA MATE	8230	15426	2297	4370
210210	ACTIVE YEASTS	55174	146908	17291	114831
210220	INACTIVE YEASTS,OTH SINGL CELL		2149	475	4706
210230	PREPARED BAKING POWDERS	11	10558	643	6951
210310	SOYA SAUCE	21337	45773	23317	47773
210320	TOMATO KETCHUP/OTH TOMATOSAUCE	15563	36091	7598	29421
210330	MUSTARD FLOUR/MEAL/PREP MUSTAR	1476	8661	510	3642
210390	OTH SAUCES PREP/MIX SEASONING	39924	111348	30965	73901
210410	SOUPS/BROTHS & PREP THEREOF	317	465	25	90
210420	HOMOGENISE COMPOSITE FOOD PREP		246		199
210500	ICE CREAM,OTH EDIBLE ICE	3412	12801	2205	6217
210610	PROTEIN CONCENTRATE/TEXT PROTIN	255	11091	232	11371
210690	OTH FLAVOURING POWDER/CONCT	362168	1346496	299610	1029744
220110	MINERAL WATERS/AERATED WATERS	2316	7595	464	4907
220190	OTH,NATURAL/ARTIFICIAL WATERS		2654	929	2952
220210	WATER,MINERAL/AERATED WATER	42903	148290	23834	113149
220290	OTH WATER/OTH NON ALCOLIC BEVG	13175	57241	10530	50115
220300	BEER MADE FROM MALT	408	2323	210	640
220410	SPARKLING WINE		1335	1064	2472
220429	OTH WINE OF FRESH GRAPES>2LT		327		145
220510	VERMOUTH/OTH WINE F/GRAPES<2LTR	73	383		
220830	WHISKIES	19	19	79	184
220840	RUM&OTH SPIRITS DISTILL SUGAR		3		
220860	VODKA	266	383	71	146
220870	LIQUEURS AND CORDIALS	470	600		17
220890	OTH SPIRIT/SPIRITOUS BEVERAGES		80		1
220900	VINEGAR&SUBSTITUTE,ACTIC ACID	1659	6097	528	3651
230110	FLOURS,MEALS,PELLETS,OF MEAT	145	63278		
230120	FLOURS,MEALS,PELLETS,OF FISH		22	7046	50900
230230	BRAN SHARP & RESIDUES OF WHEAT	487	1105		468
230250	BRAN SHARP RESIDUE LEGUM PLANT	25951	82354	2677	4276
230310	RESID.STARCH MANUF&SIM RESIDUE		12585		
230330	BREWING/DISTILLING DREGS/WASTE	18144	84358		30398
230400	OIL-CAKE/OTH S/RESID SOYABEAN	755	2287033	4295214	13380310
230630	OIL CAKE/OTH SUNFLOWER SEEDS		2778		

Contd.

10.11 Imports by Economic Categories (Detail)

(In Thousand Rupees)

Items	Sept., 2016	From July, 2016	Sept., 2015	From July, 2015
230650 OIL CAKE/OTH RESIDUES,COCONUT				16
230660 OIL CAKE/OTH RESIDUE,PALM NUTS	342153	690384	63190	662866
230690 OIL CAKE/OTH SOLID RESIDUE,VEG		431		
230800 VEG MATL & VEG WASTE,VEG RESID	48270	62090		
230910 DOG/CAT FOOD,PUTUP RETAILSALE	13683	42859	10075	25463
230990 OTH,PREP USED IN ANIMAL FOOD	328394	1179311	418621	1278660
240110 TOBACCO,NOT STEMMED/STRIPPED		44		13
240210 CIGAR,CHEROOTS CONTAIN TOBACCO		210	55	367
240220 CIGARETTES CONTAINING TOBACCO	17572	17724	30692	84905
240290 CIGAR,CHEROOTS/TOBACCO SUBST		1		
240391 HOMOGENISE/RECONSTITUTE TOBACO		4118		
240399 OTH MANUFACTURED TOBACCO/EXTR	41971	95346	850	7306
271012 LIGHT OILS AND PREPARATIONS	20221899	59911485	17044531	57327163
271019 KEROSENE,INCL KER.TY. JET FUEL	505465	1750955	182552	1515794
293500 SULPHONAMIDES	106752	416276	152587	508943
293621 VITAMIN A ITS DERIVATIVE UNMIX	18795	60574	19533	73729
293622 VITAMIN B1/ITS DERIV UNMIXED	27244	90588	9528	52395
293623 VITAMIN B2/ITS DERIV UNMIXED	16087	39983	15443	57924
293624 D-,DL-PANTOTHENIC ACID(VITB3B5	19833	55190	21265	69301
293625 VITAMIN B6/ITS DERIV UNMIXED	17904	117691	22309	85277
293626 VITAMIN B12/ITS DERIV UNMIXED	51491	136142	52304	129632
293627 VITAMIN C/ITS DERIVATIVE UNMIX	29279	97751	27642	106340
293628 VITAMIN D/ITS DERIVATIVE UNMIX	43507	119992	71424	152931
293629 OTH VITAMIN/ITS DERIV UNMIXED	56275	327737	111779	274429
293690 OTH INTER-MIXTURE PROVITAMINS	27500	49626	39054	97116
293712 INSULINE AND ITS SALTS	5620	42969	17431	34413
293719 OTHER POLYPEPTIDE HARMONES	5905	35394	4456	21187
293721 CORTISONE/HYDRO/PREDNISON ETC	43982	112166	39782	111194
293722 HALOGENATE DERIV ADERNAL HORMN	41914	193106	99242	258461
293723 OESTROGENS AND PROGESTOGENS	27691	269229	114777	309983
293729 OTH,STEROIDAL HARMONES,DERIVAT	11080	39747	23874	71390
293750 PROSTAGLANDINS,THROMBOXANES&DR	6764	17657	22394	38407
293790 OTH HORMONES/ITS DERIVATIVES	13288	46533	11464	106496
293810 RUTOSIDE(RUTIN)/ITS DERIVATIVE		1387		
293890 OTHER, GLYCOSIDES	37271	256235	20231	116419
293911 CONCENTRATES OF POPPY STRAW	1276	1276	2596	7968
293919 OTH ALKALOIDS OF OPIUM/DERVATI	6649	69205	18313	43631
293920 ALKALOID CINCHONA/DRV SALT	472	472		2250
293930 CAFFEINE AND ITS SALTS	71486	181371	16091	108725
293942 PSEUDEOPHEDRINE(INN)/ITS SALT		43		
293949 OTHER,EPHEDRINE AND ITS SALTS	33796	84509	16909	50290
293959 OTH THEOPHYLLINE/AMINOPHLLINE	20019	72144	31263	61141
293962 ERGOTAMINE (INN) AND ITS SALTS		2257		
293969 OTH ALKALOID OF RYE ERGOT/SALT	3454	12054	673	1054
294000 SUGARD O/T SUCROSE/LACTOSE ETC	30829	143884	39495	124217
294110 PENCILLINE/DERV/ACID/SALT ETC	27665	101432	29434	51284
294120 STREPTROMYCIN/DERIV/SALT THROF	2903	17092	9740	34252
294130 TETRACYCLINE/DERIV/SALT THROF	61211	183827	61394	182682
294140 CHLORAMPHENICAL/DERIV/SALT	24729	76846	11342	49960
294150 ERYTHROMYCIN/DERIV/SALT THROF	62344	364443	157752	474302
294200 OTHER ORGANIC COMPOUNDS.	20835	62450	5319	53971
300190 OTH GLAND ORGAN,EXTRACT,HAPRIN		50	579	761
300210 ANTISERA/OTH BLOOD FRAC MODIFY	263	9708	11295	19025
300220 VACCINES FOR HUMAN MEDICINE	2459435	7458923	885408	4089102
300230 VACCINE VETERINARY MEDICINE	439563	1096582	167961	711798
300290 OTH HUMAN/ANIMAL BLOOD,THERAPC	52695	174949	21839	97346
300431 MEDICAMENT INSULIN NOT ANTIBTC	301424	887712	207799	591963
300432 MEDICIMENT ADERN CORTC HARMONE	30223	70692	20196	52899
300439 OTH MEDICIMENTHARMONE NOT ANT	173910	473968	141483	324284
300440 MEDICAMENT ALKALOID DERV ANTI		9825	515	4941
300450 OTH MEDICAMENT VITAMIN/OTH PRO	9402	22745	3494	43059

Contd.

10.11 Imports by Economic Categories (Detail)

(In Thousand Rupees)

Items	Sept., 2016	From July, 2016	Sept., 2015	From July, 2015	
300490	OTH MEDICAMENT THERAPEUTIC USE	2573046	8035840	2183762	5741583
300510	SURGICAL TAP IN JAMBO ROLLS	33111	131687	28787	110603
300590	OTH WADDING,GAUZE,BANDAGE ARTI	7322	42958	4923	21430
300610	STERILE SURGICAL CATGUT, ETC	75813	550282	188202	382191
300620	BLOOD-GROUPING REAGENTS		559		580
300630	OPACIFY X-RAY EXAM DIAGNOSTIC	828	2038		1478
300640	DENTAL CEMENT/DENTAL FILLING	6537	20471	8991	35808
300650	FIRST AID BOXES AND KITS.	86	1951	39	185
300660	CHEMICAL CONTRACEPTIVE HORMONE	82	82	150	9130
300670	GEL PREP HUMAN/VETERINARY USE	2220	13179	385	3947
300691	APPL IDENTIFIABLE, OSTOMY USE	497	10372	808	11708
321519	PRINTING INK EXCL. BLACK	177101	493744	177691	529177
321590	OTH WRITING/DRAWING/OTH INK	19151	56879	26573	75194
330112	ESSENTIAL OIL OF ORANGE	4534	34052	884	35339
330113	ESSENTIAL OIL OF LEMON	233	65339	2673	3215
330119	OTH ESSENTIAL OIL/CITRUS FRUIT	446	142497	17135	133422
330124	ESSENTIAL OIL OF PEPPERMINT	6136	9435	58	1419
330125	ESSENTIAL OIL OF OTHER MINTS	3140	10399		4140
330129	OTH ESSENTIAL OIL O/T CIT FRUT	5490	22334	4716	15547
330130	RESINOIDS	672	1296	611	682
330190	OTH,CONCENTRATE ESSENT OIL NS	6817	40510	2748	22467
330210	MIXTURE ODORIFEROUS SUBS&MIXT	163733	964486	210022	691687
330290	OTH,MIXTURE,ODORIFEROUS SUBST	453693	1313351	369998	1128520
330300	PERFUMES AND TOILET WATERS	38217	135092	125573	204563
330410	LIP MAKE-UP PREPARATIONS	20624	49178	20911	48548
330420	EYE MAKE-UP PREPARATIONS	10106	40332	16682	44860
330430	MANICURE/PEDICURE PREPARATIONS	5347	19140	9159	21202
330491	POWDER WHETHER/NOT COMPRESSED	34933	112794	42295	128421
330499	OTH,BEAUTY/MAKE-UP PREPARATION	155769	460690	124557	367875
330510	SHAMPOOS	296433	564179	395845	1080823
330520	PREP PERMANENT WAVING/STRAIGHT	5349	22611	7255	22969
330530	HAIR LACQUERS	84	2224		
330590	OTH PREP USE ON HAIR	70698	239187	84177	215516
330610	DENTIFRICES	37976	140247	27667	87035
330620	YARN,CLEAN TEETH(DENTAL FLOSS)	13	383		217
330690	OTH,PREP ORAL/DENTAL HYGIENE	816	11570	2078	4897
330710	PRE/AFTER SHAVE PREPARATION	12466	29803	27519	83282
330720	PERSONEL DEDORANT&ANTIP RSPRNT	33690	161565	40050	150426
330730	PERFUMED BATH SALT/OTH PREP	215	2246	3039	5476
330741	AGARBATTI/OTH ODORIFEROUS PREP	6	10	4	251
330749	OTH PREP PERFUMING ROOM/RELIGS	15296	63666	20691	67335
330790	OTH,DEPILATORY/PERFUM ETCPREP	3830	12436	5381	11482
340111	SOAP&ORGANIC SURFAC-ACTIV PROD	130085	435403	232052	658536
340119	OTH,SOAP ORG-SURFAC-ACT PROD	8666	97705	9880	33536
340120	SOAP IN OTHER FORMS	69228	214634	55306	184985
340130	ORGANIC SURFACE ACTIVE PRODUCT	18050	105015	20397	87035
340211	ORGANIC SURFACE-ACTIVE AGENT	360084	1263293	304697	895637
340212	ORGANIC SURFACE ACTIVE CATIONIC	7379	34071	7878	25730
340213	ORG SURFACE ACTIVE NON-IONIC	245363	924347	312709	1028254
340219	OTH ORG SURFACE ACTIVE AGENT	21950	63563	22693	58136
340220	ORG SURF PREP PUTUP FOR R-SALE	33187	81123	12605	41608
340490	OTH, ART/PREP WAXES	26898	235623	72265	252284
340510	PO/CREAM FOR FOOTWEAR/LEATHER	9071	36100	13737	34963
340520	POL/CREAM/PREP, WOOD FURNITURE	2274	5822	2008	5117
340530	POL/CREAM/PREP,COACHWORK/METAL	530	6229	3129	5565
340540	SCOURING/PASTE/POWDER/OTH PREP	133	581	153	222
340590	OTH POL/CREAM/PREP,F-WEAR/LETH	11737	39018	14417	28664
350190	OTH CASEINATE DERIV CASEN GLUE	7224	8906	35	918
350211	EGG ALBUMIN DRIED				1556
360300	SAFETY FUSES DETONATING FUSES	1017	17013	10921	69487
360490	OTHER,PYROTECHNIC ARTICLES		37		

Contd.

10.11 Imports by Economic Categories (Detail)

(In Thousand Rupees)

Items	Sept., 2016	From July, 2016	Sept., 2015	From July, 2015
360500 MATCHES O/T PYROTECHNIC			16390	46972
360610 LIQUID/LIQUEFIE GAS FUEL	630	5115	423	2645
391740 FITING FOR TUBE ETC OF PLASTIC	33565	99237	46809	117672
391810 FLOOR COVERING OF POLYMERS V-C	38136	118947	10338	64949
392190 OTH PLATE,SHEET ETC OF PLASTIC	98807	393590	111889	397584
392210 BATH,SHOWER WASH BASIN OF PLAS	6602	24468	3039	15071
392220 LAVATORY SEAT/COVER OF PLASTIC	2205	6033	1989	5674
392290 OTH FLASH/SIM SANITARY PLASTIC	3130	15317	3527	12873
392310 BOXES,CASES,CRATES PLASTIC	43991	161023	56023	151878
392321 SACK&BAG OF POLYMER OF ETHYL	71372	345345	100979	282665
392329 SACKS & BAG OF OTHER PLASTICS	10707	70436	11444	59393
392330 CARBOYS,BOTTLES,FLASKS ETC	57285	155977	35251	122908
392340 SPOOLS,COPEs,BOBINS ETC PLASTC	25245	69714	12406	53868
392350 STOPPERS,LIDS,CAPS ETC OF PLAS	124188	439254	135872	328611
392390 OTH ARTICLES FOR CONVEYANCE NS	18066	87369	14487	69146
392410 TABLEWARE KITCHENWARE OF PLAST	38784	132832	22723	75615
392490 OTH,HOUSEHOLD/TOILET ARTICLES	22401	69443	38198	72395
392510 RESERVOIRS,TANKS,VATS>300 LTRS	358	1298	206	6037
392520 DOOR,WINDOWS FRAME&H-HOLD PLAS	240	9257	712	3770
392530 SHUTTERS,BLINDS&PARTS OF PLAST	20	5315	238	743
392590 OTH,BUILDER-WARE OF PLASTIC,NS	77383	366301	100683	443979
392610 OFFICE/SCHOOL SUPPLY PLASTIC	16399	36530	16171	40202
392620 ARTICLE OF APPAR CLOTHING PLAS	4744	27053	7323	24012
392630 FITTING FOR FURNITUR/COACH PLA	182	1842	397	1171
392640 ORANMENTAL ARTICLES OF PLASTIC	48894	134590	42891	120981
400942 TUBE,PIPERUB WITH OTH.METL.FIT	2732	7791	10917	14221
401011 CONVEYOR BELTS WITH METALS	4889	4904		817
401012 CONVEYOR BELTS WITH TEX-METACS	17570	107569	51192	123365
401019 OTH CONVEYON BELT OR BELTING	16126	114663	32861	80801
401031 TRANSMISSION BELTS 60-180 CM	21047	86979	28518	80864
401032 TRANSMISION OTH BELT 60-180 CM	27429	91407	35337	84398
401033 TRANSMISION BELT 180-240 CM	486	2203	1736	3248
401034 TRANSMISION BELT OTH 180-240CM	398	1455	1212	2679
401035 TRANSMISION SYN.BELT 60-150CM	599	1401	1127	3005
401036 TRANSMISION SYN.BELT 150-198CM	72	118		265
401390 OTHER INNER TUBES,OF RUBBER	8389	27619	8290	21513
401410 SHEATH CONTRACEPTIVES	7480	22263	19705	248506
401490 OTH HYG/PHARMACEUTICAL ARTL	961	8803	2064	7694
401511 GLOVES,RUBBER,SURGICAL	36887	128630	24030	104106
401519 OTHER GLOVES,RUBBER	21583	83487	13799	45255
401590 OTH ARTI APPRL/CLOTH ALL PURPS	488	5437	2884	7895
401610 ARTICLES OF UNHARD CEL VUL RUB	10649	50565	10472	38525
401691 FLOOR COVERING & MATS, RUBBER	3691	12474	1236	4339
401692 ERASERS, RUBBER	62341	144017	13938	55760
401693 GASKETS,WASHERS,SEALS,OF RUBB	108244	339956	106214	376649
401694 BOAT/DOCK FENDERS,OF RUBBERS	6314	14979		
401695 OTH INFLATABLE ARTICLE OF RUBB	366	1369	2323	12889
401699 OTH ARTICAL UNHARD VUL RUBBER	153461	543076	131733	452592
420100 SADDLERY&HARNES FOR ANIMALS	1	1	18	313
420211 TRUNKS,SUITCASE,VANITY-CASES	1643	13346	863	7768
420212 TRUNK,SUITCA,SATC ETC PLAS/TEX	83761	231011	77140	245018
420219 OTH TRUNK,SUITCASE,VANITY-CASE	808	6605	1693	10167
420221 HANDBAG,COMP/PATENT LEATHER	65291	169730	37058	135299
420222 HANDBAGS,PLASTIC/TAXT MATERIAL	5741	26772	6199	26656
420229 OTH HANDBAGS,WITHOUT HANDLES	25208	89815	31353	123647
420231 ARTI.CARIED.IN POCKET. LEA/COM	1752	9844	3703	12808
420232 ARTIC CARIED IN POKET TAXT MATE	310	1488	352	4902
420239 OTH,ARTI CRIED IN HAND/POCKET	7275	23631	9269	28769
420291 OTH CONTAINER O/S OF LEA/COMPS	540	3154	192	1892
420292 OTH CONTAINER O/S PLAS/TEXTILE	3758	8734	2133	4188
420299 OTH CASES VULCANISED FIB/PBOA	2829	23021	3247	6548

Contd.

10.11 Imports by Economic Categories (Detail)

(In Thousand Rupees)

Items	Sept., 2016	From July, 2016	Sept., 2015	From July, 2015	
420310	ARTICLES OF APPAREL	691	59485	10649	10649
420321	GLOVES,MITTENS & MITTS SPORTS		21	435	471
420329	OTH LEATHER GLOVES	2790	9506	193	1743
420330	BELTS AND BANDOLIERS	7525	47624	21047	70687
420500	OTH ART LEA/COMP LEA TECHNICAL	118	1030	424	2533
430310	ARTI APPAR CLOTH ACCE FURSKIN		11		
430390	OTHER, ARTICLES OF FURSKINS		266		
430400	ARTICLE OF FUR&ARTICLE THEREOF	4416	6798	673	2838
440139	SAW DUST & WOOD WASTE & SCRAP	2852	6145	2130	3689
440210	WOOD CHARCOAL OF BAMBOO NOT AG	550	1472	747	1492
441300	DENSIFIED WOOD,BLOCK,PLATE,ETC	2343	18747	1210	5668
441890	OTH BUILDERS JOINERY/CARP WOOD	24557	126047	37456	145209
441900	TABLEWARE&KITCHENWARE OF WOOD	5891	13039	4095	10253
442010	STATUETTES/OTH ORNAMENT WOOD	103	1492	33	189
442090	OTH WOOD MARQUETRY&INLAID WOOD	4481	18080	7890	23817
442110	CLOTHES HANGERS OF WOOD	2894	7173	1907	4569
450490	OTH, ARTICLES AGLOMERATED CORK		101		27
460121	MATS,MATTING&SCREEN OF BAMBOO	1535	2502		2546
460199	OTH PLATING MATERIAL N.E.S	160	208	339	776
460211	BASKETWORK&OTH ARTICL OF BAMBO		75		1185
460212	BASKETWORK&OTH ARTIC OF RATTAN				238
460219	BASKETWORK&OTH ART OF VEG MATE	65	371	165	473
481200	FILTER BLOCK,SLAB OF PAPERPULP	1355	1738		
481310	CIGRETTE PAPER IN BOOKLET/TUBE		57	22	22
481490	OTHER WALLPAPER & COVERINGS.	36	1410	86	120
481620	SELF-COPY PAPER	106	106		
481690	OTHER COYING PAPER, C/T SIZE.	651	2537	381	1508
481710	ENVELOPES	1056	4049	713	3984
481720	LETTER CARDS, PLAIN POSTCARDS	49	305	923	1012
481730	BOXES,POUCHES,PAPER STATIONERY	271	845	11365	11977
481810	TOILET PAPER	1743	4643	13716	43038
481820	HANDKERCHIEFS, TISSUES&TOWELS	10235	22031	8359	26099
481830	TABLE CLOTHS & SERVIETTES	3931	8430	1288	4330
481850	ARTICLES OF APPAREL&CLOTHING		1128		139
481890	OTH ARTI LINEN,P&P GARMET/ASSE	8712	19729	5258	16618
481910	CARTON,BOXE&CASES CORRUPAPE	11461	64455	23462	100646
481920	FOLD/CARTO/BOXE&CASE, NON-CURRU	11222	27983	9423	31675
481930	SACKS&BAGS WITH BASE 40CM/MORE	6651	65840	2161	2199
481940	OTH SACKS&BAGS,INCLUDING CONES	3776	10188	1116	12366
481950	OTH PACKING CONTAINERS/RE-SLEE	856	3782	211	3244
481960	BOX FILES,LETTER TRAYS,BOX,OFF	2888	13283	6466	13757
482010	REGISTERS,LETTER PADS,DIARIES	6492	17201	8219	24530
482020	EXERCISE BOOKS	2929	7343	414	685
482030	BINDERS,FOLDERS&FILE COVERS	2783	19774	8008	13028
482040	MANIFOLD BUSINESS FORMS/CARBON	8	323		345
482050	ALBUMS FOR SAMPLES/COLLECTIONS	155	1074	1044	1934
482090	OTH BOOK COVER,BLOTTING PAD,NES	44516	136617	32694	87524
482110	P&P.BOARD LABELS PRINTED ALL=K	33950	90683	19597	56458
482190	OTH,P&P/BOARD LABELS NOT PRINT	47765	110276	56062	133663
482210	BOBBINS, SPOOLS, CAPS, PULP.	3991	5267	4058	6844
482290	OTHER,BOBINS,SPOOL,CAPS ETC.PA	23813	49184	4321	20940
482320	FILTER PAPER AND PAPERBOARD	7915	30096	16074	36729
482340	ROLLS,SHEETS AND DIALS,PRINTED	1388	2717	358	2122
482361	TRAY,DISHES,PLATES,CUP,P&BORD		234		
482369	OTH TRAY,DISH,PLATE,CUP,P&BORD	15393	34777	10316	29341
482370	MOULDED/PRESSED ARTICL P-PULP		5093	1043	2084
482390	OTH,ARTICLES OF PAPER PULP,CEL	14561	79864	19352	53445
490110	PRINTED BOOKS IN SINGLE SHEETS	1239	3010	2235	9613
490191	DICTIONARIES AND ENCYCLOPAEDIA	1338	6153	1905	4272
490199	OTHER,PRINTED BOOKS/BROCHURES	161022	492100	152331	497465
490210	NEWSPAPERS,JOURNAL 4-TIME/WEEK				8

Contd.

10.11 Imports by Economic Categories (Detail)

(In Thousand Rupees)

Items	Sept., 2016	From July, 2016	Sept., 2015	From July, 2015
490290 OTHER NEWSPAPER, JOURNALS PERIO	6919	17166	4891	13194
490300 CHILDREN DRAWING/COLOUR BOOKS	618	1848	1758	3481
490400 MUSIC, PRINTED IN MANUSCRIPT.		1		
490510 GLOBES	152	416		36
490599 OTH MAPS AND HYDROGRAPHIC/W-PA	169	1898	102	338
490600 PLANS/DRAWINGS FOR ARCHITECTS	705	1307	5139	52720
490700 BANKNOTE, CHEQUE, STAMP, BOND ETC	321	120747	35460	175522
490810 TRANSFERS, VITRIFIABLE.	923	2920	433	767
490890 OTH, TRANSFERS (DECALCOMANIAS)	2529	10076	4574	11241
490900 PRINTED/ILLUSTRATED POSTCARDS	87	3847	2534	12319
491000 CALENDAR OF ANY KIND PRINTED.	144	229	54	146
491110 TRADE ADVERTISING MATERIAL.	14488	35268	15368	37609
491191 PICTURES, DESIGNS & PHOTOGRAPHS	433	2127	688	1485
500710 FABRICS OF NOIL SILK	15624	26838		
500720 OTH FAB CON>80% WT OF SILK	48435	224849	67045	534134
511111 WOVEN FABRICS CARDED WOOL, 85%	50088	67846	37037	42437
511119 OTH WOVEN FABRICS CARDED WOOL	79342	156560	17274	17717
511120 OTH MIXED MAN-MADE FILAMENTS		11		
511130 OTH MIXED MAINLY/SOLELY M-MADE	2044	13160	58	58
511190 OTH WOVEN FAB CARDED WOL/HAIR	26281	48076	11320	46387
511211 WOVEN FAB. COMBED WOOL 85%/HAIR	7006	27987	2275	10261
511219 OTH WOVEN FAB COMBED WOOL 85%>	14452	50033	3974	31667
511220 OTH WOVEN FAB. COM. WOLL MIX. MMF				40
511230 OTH WOV. FAB. COM. WOOL MIX. M/MSF	7616	15378	8252	14105
511290 OTH WOV. FAB. CARDE WOOL/FA-HAIR	35402	50716	373	1064
520790 OTHER, COTTON YARN PUT UP SALE	11	4598	1144	1446
520811 WOV FAB COT WT<100G/SQM UNBLEA		18453		
520812 WOV FAB COT WT>100G/SQM UNBLEA	30	247082		5634
520819 OTHER WOVEN COTTON FAB UN-BLH	3733	12519	29071	89370
520821 WOV FAB COT WT<100G/SQM BLEACH	545	19625		
520822 WOV FAB COT WT>100G/SQM BLEACH		800		
520829 OTH WOVEN FAB OF COTTON BLEACH		1970	1778	2094
520831 WOV FAB COT WT 100G/SQM DYED	27	7692	3231	3231
520832 WOV FAB COT WT>100G/SQM DYED		69	3183	4332
520839 OTH COTON WOV FAB<2000/SQM DYE	18929	37329	675	904
520841 WOV FAB COT WT 100G/SQM COLOUR		323	659	659
520842 COTON WOV FAB WT>100G/SQM COLO	15313	77055	37256	74307
520843 COTTON WOV FAB 3/4 THREAD TWIL				249
520849 OTH WOV FAB WT 200G/SQM		7231	4956	4956
520851 COTON WOV FAB 100G/SQM PRINTED	77866	235813	41392	144998
520852 COTON WOV FAB>100G/SQM PRINTED	75	10989	23396	64385
520859 OTH COT WOV FAB 200G/SQM PRINT	4363	13767	68	3230
520911 WOV FAB COT WT>200G/SQM UNBLAC				922
520921 COTTON WOV FAB BLEACH>200G/SQM			29381	45431
520929 OTH COT WOV FAB BLE W>200G/SQM	35	138	1673	10235
520932 COTTON WOV FAB DYED 3-4 THREAD				329
520939 OTH COT WOV FAB DYED>200G/SQM	2453	11353	2531	13349
520941 COT WOV FAB>200G/SQM 85% COT	7948	7948		
520942 COTTON WOV FAB DENIM>200G/SQM	9272	49456	25103	113461
520949 OTH WOV FAB CONT 85% COT/YARN	629	955	1350	3201
520959 OTH WOV FAB PRINTED>200G/SQM	3390	4409	6477	6768
521011 COT W-FAB MIX MMF W200G/SQM UNB		2561		212
521019 OTH W-FAB COT MIX MF200GSQM UB			117	117
521021 W-FAB COT MIX-MMF WT 200G/SQM	569	569		
521031 COT WOV FAB MX-MMF200G/SQM DYE	5650	5650	1107	1107
521039 OTH W-FAD COTMX MF W200G/SQM DY	940	940	134	134
521041 W-FAB COT MX-MMF 200G/SQM		207	7972	8601
521049 OTH W-FAB COT MX-MMF W200G/SQM	462	8221		1745
521059 OTH W-FAB COT, MMF W 200G PRINT	6406	7496	14579	30771
521112 COT FAB 3-4 THREAD MIX>200G UNB				31
521119 OTH W-FABCOT, MF W>200G/SQM UNB	56	14203	7134	12043

Contd.

10.11 Imports by Economic Categories (Detail)

(In Thousand Rupees)

Items	Sept., 2016	From July, 2016	Sept., 2015	From July, 2015
521120		1611		
521131		52		
521132		15385		
521139	658	29280		2421
521141	7811			
521142	1351	1351		
521149	44354	66839	5275	15753
521159			1279	1789
521212	589	31282		1420
521213				240
521222	53	84		738
521223		463		
521224	30	3712		5610
530919		728		
530929				502
531090		31		
540600		306		
540710				40
540720	33165	95453	7159	17620
540741	3969	109417	14417	54918
540742		3413	164	4156
540743	249303	652781	153740	401142
540744		273	134	134
540751	4592	25610	15613	21290
540752	201501	540248	204865	755911
540753	642273	2698020	999999	1931698
540754		18431	2214	2828
540761	75112	137322	23509	84168
540769	51483	227828	89213	201206
540771	21009	142188	7494	45639
540772	46351	104028	5340	6101
540773		645	12825	13225
540774	55	315		2193
540782		225	9881	15108
540783		555	2813	6258
540784	72	72	8188	8188
540791	10050	58495	5993	15580
540792	534	580		
540793	1068	4315	513	647
540794		192		
540821	12170	34411	10214	25426
540822	10056	42521	2646	3035
540823	107	107	309	488
540824				2975
540831		6313		
551130		186		
551219			6	6
551229	4416	42995	15656	17980
551299	555	1911	616	1434
551321	134	8128	155	543
551323	3727	4948		
551329	798	3229		
551331	225	2414		26
551341		4446	1844	5495
551349				67
551411	1060	4366	169	169
551419	1709	5393		
551421				1188
551422	10141	11811		
551423	5410	7925		33
551429		3756		
	2209	2309		20

Contd.

10.11 Imports by Economic Categories (Detail)

(In Thousand Rupees)

Items	Sept., 2016	From July, 2016	Sept., 2015	From July, 2015
551430		544		566
551441				950
551443		575		575
551449			19	19
551511			104	104
551512		7330	30843	47368
551513			5245	5245
551519		49056	28994	65463
551529			5966	5966
551591		1521	6695	12669
551599		2976		
551611			466	56
551612		1993	10516	14771
551614		485260	797854	1713381
551621		1054290	102771	235774
551622				39
551624				1728
551632			118	138
551641		5660	13123	26329
551642				1165
551644		144		144
551692		5446	532	2094
560130		859		117
560210		748	9049	20128
560221		1570	2820	15434
560229			281	79
560500				82
560900		315349	937317	322533
570110		790		776514
570190		6284	32250	52165
570210			344	45
570220		2888	5394	2934
570232		321	1556	362
570239				23
570241		388	877	16
570242		33176	91599	42947
570249				107
570292				107
570299				2
570310				21
570320				182
570330		10469	32322	7424
570390		40237	119367	26149
570490			32	61
570500		23322	108924	50805
580110		566	5709	697
580121		21	21	21
580122			370	370
580123		4712	7445	
580126				11895
580127			5746	27
580131				2036
580132		6135	7927	1382
580133		151	18421	1707
580136			2594	1707
580137		40129	52233	8686
580190		1635	3403	8863
580219		66726	210502	67625
580220		18	527	332
580410		54	54	106
580421		5197	10694	591
		2269	3425	353
				7291

Contd.

10.11 Imports by Economic Categories (Detail)

(In Thousand Rupees)

Items	Sept., 2016	From July, 2016	Sept., 2015	From July, 2015	
580429	OTH,LACE MACHINE MADE,OTH MAT.	41266	117703	24227	72234
580430	LACE HAND MADE	23	850	100	2008
580610	WOV.PILE FAB.& CHENILLE FABRIC	45	2380	128	128
580620	OTH WOY. FAB. ELASTOMERIC YARN	15413	43124	10709	35574
580631	OTH NARROW WOY FAB, OF COTTON.	586	1416		104
580632	OTH NARROW WOY FAB,M/MADE FIB.	34054	102680	26085	92817
580639	OTH,NARROW WOY.FAB,TEX.MAT	758	11234	3179	8138
580640	OTH FABRICS,WARP W/OUT WEFTASM	16	77	392	620
580710	LABEL,BADGES ETC.TEXTMAT,N/EMB	74317	205653	68030	219287
580790	OTH,LABELS,BADGES&ART.TEX/MAT	16742	69037	41372	114518
580810	BRAIDS IN THE PIECE	1241	1241		711
580890	OTH,ORNAMENTAL TRIM,TASSEL ETC	905	6091	6886	14259
580900	WOV FAB.OF METAL TAREAD/YARN.		14	182	285
581091	OTHER EMBROIDERY,OF COTTON	108	553	163	163
581092	OTH EMBROIDERY,M-MADE FIBRES			142	142
590190	OTH TRACING CLOTH,BUCKRAM ETC.	41735	189054	29706	106857
590210	TYRE CORD FAB HIT.YARN NYLPLMD	113121	474672	131868	385015
590220	TYRE CORD FAB H/T YARN POLYSTR	26355	61996	20714	47991
590390	OTH,TEX FAB IMP,LAM, PLASTIC.	294475	865304	161060	391543
590410	LINOLEUM			16	16
590800	TEX WICKS,WOVEN,LAMP,LIGHTERS	22	106	3	16
590900	TEX HOUSE PIPING/TEX TUBING.	2187	16182	7814	29433
591190	OTH, TEX PRODUCTS/ ARTICLES,	14254	60376	32781	93164
600110	LONG PILE, FABRICS	973	4049		1365
600121	LOOPED PILE FABRICS,COTTON	623	623		
600122	LOOPED PILE FAB,MAN-MADE FIBRE	7600	39559	49	227
600129	LOOPED PILE FAB,OTH TEX MAT.	4645	26913	8	26720
600192	OTH PILE FAB,KNIT/CROCH,M-MADE	1143455	2494347	904827	2313957
600199	OTH PILE FAB,KNIT/CROCH,O/TXTM	789	15601	2342	14439
600240	KNIT CROCH FAB<30CM,ELASTOME5%				10290
600290	OTH,KNIT/CROC FAB<30CM,ELAST5%	2794	6804	14	32904
600310	KNIT/CRO FAB WOL/HAIR WD!>30CM	2	2		
600320	KNIT/CRO COTTON WD !>30CM				134
600330	KNIT/CRO SYN-FIBRE WD !>30CM		1167		
600390	OTH KNIT/CRO FAB WD !>30CM		1058		
600410	KNIT/CRO FAB WD>30CM ELASTYR5%	6760	9940	6102	11399
600490	OTH KNIT/CRO FAB WD>30CM ELAST	2500	12298	10667	26709
600521	WRAP KNIT FAB OF COT UNBL/BLEA	735	780		
600522	WRAP KNIT FAB OF COTTON DYED	495	2057		
600524	WRAP KNIT FAB PRINTED		7348		
600531	WRAP KNIT FAB SYN.FIB UNBL/BLE	1836	25176	16286	64144
600532	WRAP KNIT FAB SYN.FIBRE DYED	278810	824583	111859	368609
600533	WRAP KNIT FAB SYN.FIB DIF COLO		697	71	71
600534	WRAP KNIT FAB SYN.FIB PRINTED	9001	40316	4928	24709
600542	WRAP KNIT FAB ART FIB DYED	1390	3425	1041	4682
600544	WRAP KNIT FAB PRINTED		454		
600590	WRAP KNIT FAB O/TH H-6001-6004	11537	17755	24014	43359
600610	OTH KNIT/CRO FAB OF WOOL/HAIR			78	78
600621	OTH KNIT/CRO FAB COT UNBLE/BLE		1639		
600622	OTH KNIT/CRO FAB COTTON DYED		237	239	239
600623	OTH KNIT/CRO FAB COTON COLOR			382	382
600624	OTH KNIT/CRO FAB COTON PRINTED	1359	8911	210	210
600631	OTH KNIT/CRO FAB SYN.FIB UNB/B		3753	3545	3969
600632	OTH KNIT/CRO FAB SYN.FIB DYED	164296	667904	166670	426591
600633	OTH KNIT/CRO FAB SYN.FIB COLOR	7148	7809		687
600634	OTH KNIT/CRO FAB SYN.FIB PRINT	1005	11434		974
600642	OTH KNIT/CRO FAB ART FIB DYED	3088	3088		
600643	OTH KNIT/CRO FAB ART FIB COLOR				319
600644	OTH KNIT/CRO FAB ART FIB PRINT		7191		1103
600690	OTH KNITTED CROACHED FABRICS	3523	25874	8023	57251
610120	MEN/BOYS OVERCOAT/SIM ARTICLE	1169	1311	661	684

Contd.

10.11 Imports by Economic Categories (Detail)

(In Thousand Rupees)

Items	Sept., 2016	From July, 2016	Sept., 2015	From July, 2015
610130 MEN/BOYS WIND JACKET/SIM ART.	150	317	1954	1954
610190 OVERCOAT ETC.MEN OTH TEX KNIT.	2060	8386	3214	8684
610210 APPAREL/CLOTH/ACCESSORIES,WOOL			424	2145
610220 APPAREL/CLOTH ACCES,OF COTTON,	155	188		18
610230 APPAREL/CLOTH ACCES,M-MADE FIB	32367	36019	73	73
610290 APPAREL/CLOTH OF TEX MATEL,	291	2015	3749	4147
610310 SUITS MEN'S/ BOYS KNITTED/CROC	11362	24659	4702	9987
610322 MEN/BOYS,ENSEMBLE,COTTON,KN/CR		209		
610323 MEN/BOYS,ENSEMBLE SYN/FIB,KNIT	13	13		
610329 MEN/BOYS,ENSEMBLE OTH TEX MAT,	302	2116	320	1848
610331 JACKET/BLAZER MEN/BOY,WOOL F/H			1208	1456
610332 JACKET/BLAZER MEN/BOY COT/KNY	22756	24950	1656	1821
610333 JACKET/BLAZER MEN/BOYS SYN FIB	11359	11650		
610339 JACKET/BLAZER MEN/BOYS OTH TEX	89714	164552	4684	7148
610342 TROUSERS,ETC.MEN/BOYS COT/KNIT	1471	4045	1021	1257
610343 TROUSERS, ETC.MEN/BOYS SYN FIB		1561	447	447
610349 TROUSERS,ETC.MEN/BOYS TEX MAT	66467	95463	1189	5373
610419 WOMEN/GIRLS,SUITS OTH TEX MAT	2533	12285	19	24
610422 WOMEN/GIRLS,ENSUMBLE,COTT/KNIT		54		
610423 ENSEMBLES W/GRIL SYN KNIT/CROC			7275	14178
610429 WOMEN/GIRLS ENSEMBLE,TEX MAT	373	384	24	24
610432 JACKET/BLAZER W/GIRL COT KN/CR	96	448		141
610433 JACKE/BLAZER W/GIRL SYN KN/CR	1002	3632		626
610439 JACKE/BLAZ W/GIRL OTH TEX K/CR	10487	12478	376	6805
610441 DRESSES W/GIRL WOOL/HAIR KN/CR	7	7		
610442 DRESSES W/GIRL COTTON KNIT/CRO	1048	3913	1332	1736
610443 DRESSES W/GIRL SYN FIB KNIT/CR		142	8	85
610444 DRESSES W/GIRL ARTFIB KNIT/CR		59		
610449 DRES W/GIRL OTH TEX MAT KNT/CR	101	1401	24	33
610452 SKIRTS/D-S W/GIRL COT KNIT/CRO	8	8	56	67
610453 SKIRTS/D-S W/GIRL SYN KNIT/CRO			24	47
610459 SKIRTS/D-S W/GIRL OTH TEX K/CR	22	459		562
610462 TROUSERS ETC OF COTTON KN/CRO	1003	2556	1781	1925
610463 TROUSES ETC OF SYN FIB KNITED	36	879		24
610469 TROUSERS ETC OF OTH TEX MAT KN	630	1045	410	1056
610510 MEN/BOYS SHIRTS COTTON KN/CRO	5247	19796	2679	10048
610520 MEN/BOYS SHIRTS M-MAD FIB K/CR	2587	3676	971	4342
610590 MEN/BOYS SHIRTS O/TEXTILE K/CR	126244	167667	38596	61275
610610 W/GIRL SHIR/BLOUSES COT KN/CRO	2153	6367	5440	8724
610620 W/GIRL SHIR/BLO M/MADE FIB K/C	22143	25952		
610690 W/GIRL SHIR/BLOU OTH TEXMATK/C	1003	2582	7372	11082
610711 UNDERPANTS ETC M/BOY COT KN/CR	292	5317	1177	3662
610719 UNDERPANT ETC M/BOYS OTH T/MAT	372	1140		67
610721 NIGHTSHIRTS&PYJAMAS OF COTTON	84	961	60	326
610722 NIGHTSHIRTS&PYJAMAS M/MADE FIB	11	11		
610729 NIGHTSHIRT/PYJAMAS OTH TEX MAT	278	310	40	46
610791 BATHROBES ETC OF COTTON M/BOYS	86	86		234
610799 BATHROBE ETC OF OTH TEX KN/CRO	372	1214	408	1726
610811 WO/GIRL SLIP,PEITICOAT KNIT/CR			3941	4354
610821 W/GIRL BRIE/PANTIES COT KN/CR	39	195	230	230
610829 W/GIRL BRIEF/PANTIES OTH T/MAT	18	612		517
610831 W/GIRL N-DRES/PAJAMA COT KN/CR		478	586	1835
610839 W/GIRL N-DRESS/PAJAMAS TEX MAT	327	4556	167	207
610891 BATHROBE W/GRL COTTON KNIT/CRO		1		235
610892 BATHROBE W/GRL MAN-MADE KN/CRO		228		58
610899 BATHROBE W/GRL OTH TEX KN/CRO	69	180	81	565
610910 T-SHIRT,SINGLET,VEST COT K/CR	10064	27326	96813	145936
610990 T/SHIRT,OTH TXT KN/CR	16401	30178	66710	115359
611011 JERSEY,PULOVER,CARDIGAN,WOLLEN	888	3903	243	498
611012 JERSEY,ETC. WOOL, KASHMIR GOAT		3		
611019 OTH JERSEY PULOVER ETC.WOOLEN	36815	55206	438	1434

Contd.

10.11 Imports by Economic Categories (Detail)

(In Thousand Rupees)

Items	Sept., 2016	From July, 2016	Sept., 2015	From July, 2015
611020 JERSEY, PULOVER ETC.OF COT K/C	17879	28240	9488	18611
611030 JERSEY, PULOVER M/MADE FIB K/C	5645	10121	33837	57492
611090 JERSEY,ETC. OTH TEXT. MATERIAL	205264	243562	86889	124410
611120 BABY GARMENT OF COTTON KNIT/CR	7227	10903	608	6331
611130 BABY GARMENT OF SYN FIB KNI/CR	12900	22639	5310	10813
611190 BABY GARMENT OF OTH TEX KNI/CR	274050	384240	75494	181527
611211 TRACK SUITS COTTON KNIT/CROCH	44	76	329	398
611212 TRACK SUITS SYB FIB KNIT/CROCH	237	419		
611219 TRACK SUITS OTH TEX MAT KNI/CR	36	1215	22	400
611239 MEN/BOYS SWIMWEAR OTH TEX K/CR		872		
611241 WOM/GIRL SWIMWEAR SYN FIB K/CR		81		324
611249 WOM/GIRL SWIMWEAR OTH TEX K/CR	17	56	53	146
611300 GARMENT MADE UP KNIT/CROCH FAB			93	93
611420 OTH GARMENT COTTON KNIT/CROCH	4631	5852	148	705
611430 OTH GARMENT MAN-MADE FIB KN/CR	186	254		
611490 OTH GARMENT,OTH TEX MAT KN/CRO	9091	20061	6090	19594
611510 GRADUATE COMPRESS HOSIERY	54834	124794	84451	126603
611521 OTHER PANTY HOSE AND TIGHTS	114	1162	207	1076
611522 O-PANTY HOSE&TIGHTS S-FIB>67DX	244	244		
611529 O-PANTY HOSE OTH-TEXTILE MATE	10402	28717	2053	3401
611530 OTH-W-MEN FULL/KNEE LENG HOSIE	17640	60341	41721	58675
611595 OTH HOSIERY OF COTTON	3322	6257	549	2236
611596 OTH HOSIERY OF SYNTHETIC FIBRE				411
611599 OTH HOSIERY OF OTH TEX MATERIL	379	4142	861	1829
611610 GLOV,MITTEN,ETC PCAS/RUBER K/C	341	926	1470	1624
611691 GLOVE,MITTN,MIT KN/CR WOL/HAIR			109	109
611692 GLOVE,MITTENS ETC KN/CROC COTT	230	634	10	92
611693 GLOVE,MITTENS ETC KNIT SYN FIB	223	2028	276	507
611699 GLOVE,MITTENS ETC KNIT TEX MAT	2196	5831	1161	3893
611710 SHAWL,SCARVE,MUFFLER,VEILS ETC	3017	33729	8659	45355
611780 OTH MADE UP CLOTHING ACCESRIES	83	741	146	375
611790 PARTS OF GARMENT OR CLOTH ACSS	86	177	1023	2073
620111 MEN/BOYS OVERCOAT WOOL NOTKNIT	16	16		
620112 MEN/BOYS OVERCOAT COT NOT KN/C	5	5		42
620113 OVERCOAT MAN-MADE FIB NOT KNIT	450	546	95	289
620119 OVERCOAT SIM ART OTH TEX MATER	633	6565	7350	8142
620191 OTH OUTER GARMENT WOOL MEN/BOY	717	717	12424	13921
620192 OTH OUTER GARMENT COT MEN/BOYS	24	1076	355	355
620193 OTH OUTER GAR M/MADE FIB M/BOY	109	251	602	769
620199 OTH OUTER GAR OTH TEX MAT M/BY	253	3578	445	764
620212 OVERCOAT ETC W/GRL COT N/KNIT	426	638	17	90
620213 OVERCOAT ETC W/GRL M/MAD N/KNT	581	630		
620219 OVERCOAT ETC W/GRL O/TEX N/KNT	165	887	22	371
620291 SKI/JACKET W/GRL WOOL NOT KNIT		28	2195	2195
620292 SKI/JACKET W/GRL COT NOT KNIT		44	515	515
620293 SKI/JACKET W/GRL M/MADE N/KNIT	315	388	338	338
620299 SKI/JACKET W/GRL TEX MAT N/KNT	308	971	1016	1699
620311 SUIT MEN/BOYS OF WOOD NOT KNIT	1691	1691		
620312 SUIT MEN/BOYS SYN FIB NOT KNIT	13	37	14	50
620319 SUIT MEN/BOYS TEX MAT NOT KNIT	45973	54900	22586	37152
620322 ENSEMBLE MEN/BOY COT NOT KNIT	2657	5804	279	2117
620323 ENSEMBLE MEN/BOY SYN FIB N/KNT	452	1037		6430
620329 ENSEMBLE MEN/BOY OTH TEX N/KNT	6896	7910	21033	59616
620331 JACKET ETC MEN/BOY WOOL N/KNIT	5	5	1794	1794
620332 JACKET ETC MEN/BOY COT N/KNIT	3023	4507	103	1157
620333 JACKET ETC MEN/BOY SYN FIB N/K	2413	3830	2231	3278
620339 JACKET ETC MEN/BOY OTH TEX N/K	46628	86776	143083	263789
620341 TROUSER,BIB,BRES ETC WOL M/BOY	585	4040	4247	6060
620342 OTH TROU BIB M/BOY COTT N/KNIT	14982	47630	8073	27412
620343 OTH TROU BIB M/BOY SYN N/KNIT	2183	2580	2151	3144
620349 OTH TROU BIB M/BOY TEXT N/KNIT	12108	26444	61011	108761

Contd.

10.11 Imports by Economic Categories (Detail)

(In Thousand Rupees)

Items	Sept., 2016	From July, 2016	Sept., 2015	From July, 2015
620411		26		
620412		59		
620413		648	26	26
620419	10581	17534	2636	5321
620422				9
620423			14	68
620429		366		1389
620432	343	900	18	18
620433	200	1132	25585	25786
620439	660	790	102	1703
620442	751	8936	4702	14478
620443	3168	662		10
620444	360	5454		2199
620449		447	131	213
620452	447	1755	328	553
620452	39	250		
620453	39	21		
620459	25	42		
620462	2344	8081	2106	6129
620463	94	233		1197
620469	4410	37485	2982	5460
620520	3998	20790	13916	34383
620530	194	198	1046	1385
620590	3123	9912	4750	10567
620610	329	3348		
620630	190	781	2280	5200
620640		779	15	128
620690	2062	3240	1499	3186
620711	368	1780	459	608
620719	83	181	19	37
620721		27		69
620722				43
620729		351	323	2501
620791		21		
620799	534	1299	213	643
620811	370	395		16
620819	232	1396		137
620821	34	34	82	82
620822	71	83		105
620829	2698	6949	4395	6896
620891	446	590		607
620892				162
620899	476	1103	501	1540
620920	6070	6842		3129
620930	1594	2072		464
620990	21689	30631	46156	74956
621010	1160	2577	2085	6210
621020	28	78		155
621040	297	431	308	758
621050	18	229	7	1488
621111	169	915	139	186
621112	5	51		
621132		1094		622
621133		1513	729	729
621139	343	1467	357	1304
621142				664
621143		22		17
621149	502	10395	651	1258
621210	37939	88340	71559	148654
621220	3717	6969	1517	5866
621230	13	13		
621290	12114	42955	20752	42718

Contd.

10.11 Imports by Economic Categories (Detail)

(In Thousand Rupees)

Items	Sept., 2016	From July, 2016	Sept., 2015	From July, 2015	
621320	HANDKERCHIEFS OF COTTON	1507	3296	5204	10007
621390	HANDKERCHIEFS OF OTH TEX MAT	2599	12917	5622	13461
621410	SHAWLS,SCARVES ETC & LIKE SILK	161	161		
621420	SHAWLS,SCARVES ETC & LIKE WOOL				8509
621430	SHAWL,SCARVE ETC&LIKE SYN FIB	404	10939	9428	10813
621440	SHAWL,SCARVE ETC&LIKE ART MAT			412	937
621490	SHAWLS OF OTH TEX MATERIALS	8235	62993	16428	37553
621510	TIES,BOW TIES&CRAVATS OF SILK	111	1147	577	944
621520	TIES,BOW TIES&CRAVATS M/M FIB	68	363	442	1283
621590	TIES,BOW TIES&CRAVATS TEX MAT	4994	6299	4061	9097
621600	GLOVES, MITTENS AND MITTS.	8645	33575	13076	17265
621710	MADE UP CLOTHING ACCESSORIES	1913	8300	4719	16095
630110	ELECTRIC BLANKETS	155	164	178	191
630120	BLANKET/TRAVEL RUGS OF WOOL/H	288	587	623	655
630130	BLANKET/TRAVEL RUGS OF COTTON	85	129		31
630140	BLANKET/TRAVEL RUGS OF SYN FIB	746003	1284462	282149	891903
630190	BLANKET/TRAVEL RUGS OF TEX MAT	9066	24221	6632	9617
630210	BED LINEN,KNITTED/CROCHETED	11498	31886	10035	23876
630221	OTH BED LINEN,PRINTED,N/KNIT	4660	10989		
630222	OTH BED LINEN,PRINTED M/MADE		5339		
630229	OTH BED LINEN,PRINTED MILL-MAD		131	20	86
630231	OTH BED LINEN COTTON N/KNIT/CR	154	154		88
630232	OTH BED LINEN OF MAN-MADE FIB				560
630239	BED LINEN OTH TEX MAT NOT KNIT	55232	107156	23241	72306
630240	TABLE LINEN KNITTED/CROCHETED			58	58
630251	TABLE LINEN OF COTTON KNITTED	58	196	35	40
630259	TABLE LINEN OF OTH TEX MATERIA			643	1192
630260	TOILET & KITCHEN LINEN COTTON	686	2199	206	990
630291	OTH TOILET/KITCHEN LINEN COTTN	55	55	37	50
630293	TOILET/KITCHEN LINEN M/MAD FIB		228		317
630299	TOILET/KITCHEN LINEN TEX MAT	1006	1229	762	1004
630312	CURTAINS/BLINDS/VALANCE SYN FIB		282		21
630319	CURTAINS/BLINDS/VALANCE TEXMAT	273	463	19	23
630391	OTH CURTAN,BLIND,VALANC OF COT	46	275	201	293
630392	OTH CURTAINS/VALANCE OF SYN FIB	510	8713	4261	36182
630399	OTH CURTAINS/VALANCE OF TEXMAT	171	870	1848	4034
630411	BED-SPREADS KNITTED/CROCHETED	11	11		
630419	BED-SPREADS, OTHERS	120	323	266	4443
630491	OTH FURNISHING ARTICLES KNITED	214	909	2086	2677
630492	OTH FURNISHING ARTICLE COT KNT	18	155	37	37
630493	OTH FURNISHING ARTICLE SYN FIB	1680	1701		70
630499	OTH FURNISHING ARTICLES TEXMAT	240	240	38	260
630510	SACK/BAGS OF JUTE OTH TEX FIB	39210	102041	44719	116221
630520	SACKS AND BAGS OF COTTON		65		94
630532	SACK/BAGS MAN-MADE TEX MATERIL		5679	1575	14514
630533	SACK/BAGS OF POLYETHYLENE/PROP	15439	39699	20775	47686
630539	OTH SACK/BAGS MAN-MADE TEX MAT	9576	62170	44967	110940
630590	SACKS/BAGS OTH TEX MATERIAL	227	2500	6043	11945
630612	TARPAULINS,AWNINGS ETC SYN FIB	32515	111528	13638	54571
630619	TARPAULINS,AWNINGS OF TEX MAT		22681		1213
630622	TENTS OF SYNTHETIC FIBRES	166	1684		7335
630629	TENTS OF OTH TEX MATERIAL	191	6262	86	1377
630630	SAILS OF OTH TEXTILE MATERIAL		285		
630690	OTH CAMPING GOODS OTH TEX NAT	9	324		96
630710	FLOOR/DISH/CLEANING CLOTH ETC	3609	7200	3065	8578
630720	LIFE-JACKETS AND LIFE-BELTS	1457	12219	2048	9889
630790	OTH MADE UP ARTICLE DRESS PTN	40196	128704	26787	88619
631090	USED&NEW RAGS,SCRAP ETC TEXMAT	6122	11117	31808	44153
640110	FOOTWEAR INCORPORATPROTE M-TOE		11	126	129
640199	OTH FOOTWEAR NES UPPER NOT FXD		143	127	839
640212	SPORTS FOOTWEAR,SKI-BOOT ETC			423	423

Contd.

10.11 Imports by Economic Categories (Detail)

(In Thousand Rupees)

Items	Sept., 2016	From July, 2016	Sept., 2015	From July, 2015
640219	6913	64347	9121	46570
640220	1115	14468	47	3976
640291		14	558	798
640299	24545	153384	96754	191399
640319	45331	120862	114841	217981
640320	156	10237	62624	99617
640340	9535	24833	2421	16009
640351				3184
640359	478	1006	4398	4569
640391	132	1088	5369	12094
640399	99872	193085	104883	250175
640411	70531	168230	105286	182868
640419	550327	1665747	583532	1163474
640420	1546	3346	831	2065
640510	134215	864042	177569	700102
640520	45782	103203	325	2091
650400	402	703	32	215
650500	10497	22256	1768	6565
650610	34363	84011	20366	72109
650691	290	1009	31	837
650699	682	7466	1527	4929
650700	454	1989	1960	3801
660110	5366	9567	13772	20452
660191				357
660199	10682	31973	7552	16002
660200	154	3266	992	1965
660320	47	63		
660390	8	98		92
670210	5743	16942	998	20357
670290	14807	72445	31091	79388
670411	105	105		365
670419	86	3330	21	184
670420	18	18	14	82
691090	1424	2434	657	3673
691110	134891	405594	147359	415919
691190	24632	78044	22072	62414
691200	15009	57652	1009	44139
691310	131	1831	1917	2620
700992	8926	24585	5702	22434
701010	2738	12487	24300	58317
701020	1432	9529	132	6334
701190	260	1713	40	863
701310	5600	16846	3134	17272
701328	708	9559	1866	10135
701333				23
701337	10785	28049	6528	25139
701342		87		
701349	170277	638290	141282	364020
701391		54		254
701590	104	175	166	270
701690	50	2344	3338	9262
701710	7065	16132	737	6358
701720	22	1171	71	673
701790	11410	35463	8455	20996
701810	50902	198925	68156	173312
701820	8880	20989	9664	30856
701939	46024	233789	78343	217289
701940	3491	7013	2563	5190
701951	1292	1664	130	2204
701952		3		
701990	32569	93148	15989	77041

Contd.

10.11 Imports by Economic Categories (Detail)

(In Thousand Rupees)

Items	Sept., 2016	From July, 2016	Sept., 2015	From July, 2015
711299		1014		8263
711311				62
711319		28		12327
711320				3
711411				
711419				995
711510				10464
711590		1432		14537
711610				86
711620		35		27
711711		381		3172
711719		123510		269561
711790		15779		78711
731829		9289		37002
731940		1473		8037
732090		19112		55226
732111		21874		71584
732112				50
732119		4783		13469
732181		89		2217
732182				1034
732189		2		910
732290		117		17205
732310		21062		46003
732391		170		570
732392		152		1211
732393		1749		13043
732394		27996		55436
732399		48017		155330
732410		12204		10605
732421		5205		807
732429		11717		27615
741539		170		16469
741810				763
741820		83		2997
741991		1378		368
750720		5		1587
761490		141524		4196
761510		8612		10013
761520				177
761610		218		6015
761691		2992		3083
780420				127
790500				34
800300		95		939
820900		8263		24745
821000		4922		7556
821110		59		98
821191		2196		6060
821192		4630		11676
821193		49		613
821194		113		1810
821195				21
821210		52656		178449
821220		48474		145649
821290		3618		5636
821300		2611		7205
821410		11773		36618
821420		3579		7898
821490		7679		14641
821510		132		265

Contd.

10.11 Imports by Economic Categories (Detail)

(In Thousand Rupees)

Items	Sept., 2016	From July, 2016	Sept., 2015	From July, 2015	
821520	OTH SETS OF ASSORTED ARTICLE.	875	5320	1369	2869
821591	OTH ARTICLE,NOT INSETS,PLATED	24	41		3
821599	OTHER ARTICLES	4514	18404	3601	12079
830110	PADLOCKS	120283	366810	68934	174760
830120	LOCKS FOR MOTOR VEHICLES.	7823	20048	18090	32328
830130	LOCKS FOR FURNITURE	52981	148105	37679	125207
830140	OTHER LOCKS	55654	188500	37373	151378
830150	CLASPS AND FRAMES WITH CLASPS.	5	563	356	382
830160	PARTS OF LOCKS	4881	14832	14537	22752
830170	KEYS PRESENTED SEPARATELY	2321	4603	1082	7439
830210	HINGES	23257	95972	24410	88447
830220	CASTORS	8683	67837	7037	25683
830230	OTH MOUNTING,FITING MOT-VEHICL	265	1311	307	780
830241	OTH MOUNTING,FITING BUILDING	3277	7214	6116	7296
830242	OTH MOUNTING,FITING FURNITURES	47329	159573	39915	139636
830249	OTH FITINGS OF BASE METAL N.S.	22416	87611	17537	83203
830250	HAT-RACKS,HAT-PEGS,BRACKET&FIX	1127	3017	2957	8641
830300	ARMOURED/REINFORCED SAF B-MTL.	5722	7755	1559	3089
830400	FILING CARD-INDEX CABINET/TRAY	829	6208	1018	1994
830510	FITTING FOR LOOSE-LEAF BINDERS	2314	4068	2715	2946
830520	STAPLES IN STRIPS	4985	34141	7194	39761
830590	OTH, INCLUDING PARTS	7772	27300	4549	14568
830610	BELLS,GONGS ETC.ELECTRIC METAL	815	1842	412	2017
830621	STATUETT OTH ORNAMENT BASE MTL		7		
830629	OTH STATUETT OTH ORNAMENT	992	4697	4070	8154
830630	PHOTOGRAPH,PICTURE FRAME MIRROR	17	364		1103
830710	FLEXIBLE TUBING OF IRON/STEEL	7606	36845	9444	78587
830790	FLEXIBLE TUBING OF BASE METAL	23894	65564	13515	50569
830810	HOOKS, EYES AND EYELETS	12720	47156	12388	44180
830820	TUBULAR OR BIFURCATED RIVET	29450	92970	46762	109351
830890	OTH ARTICLES B/METAL INC/PARTS	24384	58812	23605	81160
830910	CROWN CORKS OF BASE METAL		4342	5046	12141
830990	OTH;SCREW CAPS POURING STOPERS	27533	116256	28672	108665
831000	SIGN-NAME PLATE,ETC.BASE METAL	287	3953	837	2419
831110	COATED ELECTRODE OF BASE METAL	71216	276143	67694	231346
831120	CORED WIRE OF BASE METAL,	8097	50118	4613	12398
831130	COATED RODS&CORED WIRE,B/METAL	23602	72069	8026	31883
851290	PARTS OF THE HEADING NO.85.12	1407	4386	3245	8675
852290	OTH T/COM EQ/AC HD 85.19-85.21	46382	126009	4382	8672
852321	CARDS INCORPORTAING MAG STRIPE	14188	27596	5796	136311
852329	MAGNETIC DISCS	3768	6201	1473	5069
852341	OTHER OPTICAL MEDIA UNRECORDED	6639	14820	11635	13031
852349	OTHER OPTICAL MEDIA	317829	478620	65767	1280189
852351	SOLID STATE NON-VOLATILE STORA	10379	71768	17124	41742
852352	SMART CARDS SEMICONDUCT MEDIA	125124	497079	1191124	1556650
852359	PROXIMITY CARDS AND TAGS	34512	72533	15082	47391
870990	PARTS,H-NO.87.09 OF WORK TRUCK	174	91828		1841
871499	OTHER,PARTS AND ACCESSORIES	35862	69597	12603	40060
880390	OTH PARTS OF H-88.01 OR 88.02	289153	965846	360491	1198974
902000	OTH BREATHING APP & GAS MASK,	10840	55646	12406	45134
902110	ORTHOPAEDIC/FRACTURE APPLIANCE	4683	23811	1737	8817
902121	ARTIFICIAL TEETH	173	326		149
902129	OTHER; DENTAL FITTINGS	113	1595	3875	11851
902131	ARTIFICIAL JOINTS	12467	110064	28539	130557
902139	OTH ARTIFICIAL PARTS OF BODY	107170	366026	126652	377155
902140	HEARING AIDS,EXCL PART/ACCESSO	3574	11212	3244	11338
902150	PACEMAKER STIMULAT HEART MUSCL	2800	113161	10216	74478
903300	PARTS& ACCE OF HEARING AIDS	45622	108953	15894	71609
910111	WRIST WATCH,ELE OPE,MECH DISPL	191	212	16	201
910119	O-W-WATCH ELECTRICALY OPERATED	2789	5593	4049	10906
910121	O-WRIS-WATCH,AUTOMATIC WINDING		35		

Contd.

10.11 Imports by Economic Categories (Detail)

(In Thousand Rupees)

Items	Sept., 2016	From July, 2016	Sept., 2015	From July, 2015
910129	O-W-WATCH,W/N INCO.STOP WATCH	23	3018	1994
910191	OTH. POCKET-WATCH ELE OPERATED	6	6	
910199	O-WATCHES INCL STOP WATCHES	267	815	184
910211	W-WATCH,MACH DISPL O/TH H-9101	474	5492	5164
910212	W-WATCH,OPTO ELECTRONIC DISPLY			89
910219	O-W-WATCH W/N INCOR STOP WATCH	10616	29959	11494
910221	W-WATCH,AUTO-WIND O/T H-9101		881	52
910229	O-W-WATCH O/THAN H-9101	117665	340646	192807
910299	O-POCKET/STOP WATCH O/T H-9101	1044	19833	35052
910310	CLOCK WATCH MOVE ELECT OPERATD	11	67	
910390	OTH,CLOCKS WATCH MOV EX.91.04	49	49	70
910400	INS PANEL CLOCK-AIR&SPACECRAFT	49	49	12
910511	ALARAM CLOCK,ELECTRICALLY OPE.	567	1758	992
910519	OTHER, ALARAM CLOCK	1650	3576	98
910521	WALL CLOCK,ELECTRICALLY OPERAT	3144	19950	1315
910529	OTHER WALL CLOCKS	5113	18955	3554
910591	OTH,CLOCK ELECTRICALLY OPERATD	838	991	376
910599	OTHER CLOCKS	1647	2194	936
910610	TIME-REGISTER,TIME RECORDERS	92	745	1044
910690	OTH,TIME OR DAY RECORDING APPA	3922	14188	778
910700	TIME SWITCHES WITH CLOCK/WATCH	10996	31719	11717
910811	WATCH MOVE ELEC.OPE MACH DISPL		91	10
910812	WATCH OPTO-ELECTRONIC DISPLAY			52
910819	OTH,WATCH MOVE ELECT.OPERATED	49	49	78
910890	OTH,WATCH MOVE COMPLETE ASSEMB	13	28	195
910910	ELE OPER.CLOCK MOVE COMP/ASSEM			42
910990	OTH CLOCK MOVEMENT COMP&ASSEMB	500	1084	2205
911011	COMP MOVE,UNASSEMBLED WATCH			2277
911012	INCOM MOVE,ASSEMBLED OF WATCH			14
911090	OTH,COMP MOVE WATCH/CLOCK UN-A	109	320	207
911120	WATCH CASES BASE METAL,W/N G/S			323
911180	OTHER;WATCH CASES	32	32	510
911190	PARTS OF WATCH CASES	416	1315	3074
911220	CLOCK CASE&CASE OF SIMIL GOODS	287	2002	370
911290	PART OF CLOCK CASE/SIMILR CASE	40	513	175
911320	WATCH STRAPS,BAND OF BASE METL	32	32	172
911390	OTH,WATCH STRAPS,BANDS PART	275	1675	437
911430	DIALS		82	348
911490	OTH;CLOCKS OR WATCH PARTS,N.S.	2154	4722	1854
920190	OTH,HARPSICHORD KEYBOARD STRIN		534	13
920210	OTH STRING PLAYED WITH A BOW			558
920290	OTH,STRING MUSICAL INSTRUMENTS	45	576	842
920510	BRASS-WIND INSTRUMENTS		1328	864
920590	OTH,WIND MISICAL INTRUMENTS,NS	16	16	
920790	OTH,MUSICAL INSTRUMENTS	526	1341	451
920810	MUSICAL BOXES	297	693	267
920890	OTH;MECHANICAL STRET ORGAN,INS	3379	5670	3048
920930	MUSICAL INSTRUMENT STRINGS	11	11	
920992	PARTS&ACCE MUSICAL INS H-92.02	37	106	229
920999	OTH;PARTS&ACCE(CARDS,DISCS)		270	58
930190	OTHER MILITARY WAPONS		203424	10216
930200	REVOLVERS PISTOLS,O/TH93.3.04	64	2903	10353
930310	MUZZLE-LOADING FIREARMS			3359
930320	OTH,SPORTING,HUNTING SHOTGUNS	353	1254	5400
930330	OTH,SPORT,HUNTING,SHOTING RIFL	77	134	131
930390	OTH;FIREARMS,DEVIC OPE FIR EXP		48	1068
930400	OTH,ARMS OF HEADING NO.93.07	3399	12199	2336
930510	PARTS ACCE OF REVOLVERS,PISTOL		1397	
930520	PARTS&ACC.SHOTGUNS/RIFL.H-9303			156
930599	OTH PART&ACCE.ARTILERY H93.01		4784	274
930621	SHORTGUN CARTRIDGES			5617

Contd.

10.11 Imports by Economic Categories (Detail)

(In Thousand Rupees)

Items	Sept., 2016	From July, 2016	Sept., 2015	From July, 2015
930629 OTH,PARTS OF SHORTGUNS CARTRIG		1635		4131
930630 OTH,CARTRIDG & PARTS THEREOF.	432	7332	467	14539
930690 OTH;AMMUNITION OF WAR & PARTS.	74	74		
930700 SWORDS,CUTLASSES,BAYONETS,LANC				105
940110 SEATS OF A KIND USED,AIRCRAFT.	94	3578	234	7325
940120 SEATS FOR MOTOR VEHICLES.	1078	4811	1336	4697
940130 SWIVEL SEATS VARIABLE HEIGHT.	22636	68595	16745	48499
940140 SEATS O/THN GARDEN SEATS,CAMP	6589	14834	4073	7922
940151 SEATS OF CANE,OSIER,BAMBOO.		2847	313	560
940159 OTH SEATS AND PARTS THEREOF	366	5500	379	1651
940161 OT,SEATS UPHOLSTERED WOOD FRAM	2002	11252	667	3165
940169 OTHER SEATS,WITH WOODEN FRAMES	373	4358	1766	15081
940171 OT-SEATS UPHOLSTERED METALFRAM	9067	31510	8835	30484
940179 OTHER SEATS;WITH METAL FRAMES	20764	95408	18051	52125
940180 OTHER SEATS WITH METSL FRAMES	17515	53283	9810	35740
940190 PART OF THE SEATS OF H-94.01.	207036	588807	140049	379455
940310 METAL FURNITURE USED IN OFFICE	8152	21534		3769
940320 OTH,METAL FURNITURE O/THN OFFI	10386	60180	8447	32081
940330 WOODEN FURNITURE-OFFICE USE	15638	54771	12577	33040
940340 WOODEN FURNITURE-KITCHEN UES	8445	26371	7773	20045
940350 WOODEN FURNITURE FOR BEDROOMS	33297	99109	43403	84098
940360 OTHER WOODEN FURNITURE	8859	44223	10747	38043
940370 FURNITURE OF PLASTICS	457	10570	2954	11924
940381 FURNITURE OF OTHER MATERIAL	551	575		693
940389 OTHER FURNITURE OF CANE, OSIER	8491	19485	564	13996
940390 PARTS FURNITURE H -NO.94.03.	9905	24655	5794	31247
940410 MATTRESS SUPPORTS	23	454		270
940421 MATTRESS CELLU RUBBER/PLSTIC	784	1156		2186
940429 MATTRESS OF OTHER MATERIALS	24	555	329	3096
940430 SLEEPING BAGS		12		
940490 OTH,ARTI BEDDING&SIMI FURNISH.	8390	13414	6423	19801
940510 CHANDELIERS & OTH ELE CEILING.	284259	1041281	341298	1251211
940520 ELECTRIC TABLES,DESK,BEDSIDE	8950	20227	5382	19041
940530 LIGHTING SETS CHRISTMASTREES	10777	39615	9870	22668
940540 OTH ELE LAMPS,LIGHTING FITTING	117566	482101	81434	294974
940550 NON-ELE LAMPS LIGHTING FITTING.	35	1228	981	1086
940592 PARTS OF PLASTIC H-94.05,N.E.S	715	4382		1900
940600 PREFABRICATED BUILDINGS.	235416	826483	252517	414226
950300 TRICYCLES,SCOOTERS,PADAL CARS	343033	1226761	341524	1097684
950420 ARTI&ACCE, BILLIARDS ALL KIND	1598	9674	3640	7986
950430 OTH GAMES OPERATED BY COIN	4470	22572	5089	29387
950440 PLAYING CARDS	2960	9390	5946	14877
950450 VIDEO GAMES CONSOLES&MACHINES		1143	95	245
950490 OTH;ARTICLES FOR FUNFAIR, TABLE	6240	15199	1961	7050
950510 ARTI FOR CHRISTMAS FESTIVITES.	796	1923	1736	2905
950590 OTHER ENTERTAINMENT ARTICLES	24905	77916	22312	52402
950611 SNOW SKIS	427	427		
950619 OTH;SNOW SKI EQUIPMENT.	156	930		3077
950629 OTH;WATER SKI,SURF BOARD W-SPO	110	10440	13644	48695
950631 GOLF CLUBS COMPLE/OTH GOLF EQU		403	111	195
950632 GOLF BALLS	963	1354	353	353
950639 OTHER;GOLF EQUIPMENTS	139	550	26	276
950640 ARTI,EQUIP FOR TABLE-TENNIS.	764	5204	44	2220
950651 LAWN-TENNIS RACKETS,W/N STRUNG		351	79	874
950659 OTH; BADMINTON,SIMILAR RACKET	15123	33948	18825	49993
950661 LAWN TENNIS BALLS	11324	25261	4784	23406
950662 INFLATABLE BALLS	2436	6306	915	4061
950669 OTH BALL O/THN GOLF,T-TEN BALL	2167	8639	5028	11312
950670 ICE SKATES,ROLLER INCL SKABOOT	1538	3061	569	2763
950691 EQUIP. FOR OTHER PHY EXERCISE	31132	223871	81621	180596
950699 OTHER;SPORTS GOODS N.E.S.	10332	37112	16824	50985

Contd.

10.11 Imports by Economic Categories (Detail)

(In Thousand Rupees)

Items	Sept., 2016	From July, 2016	Sept., 2015	From July, 2015
950710 FISHING RODS	355	436	124	206
950720 FISH -HOOKS,W/N SNELLED		320	691	1585
950730 FISHING REELS			39	165
950790 OTH LINE FISHING TACKLE NETS	198	613	149	766
950890 SWINGS,SHOOTING GALLERIES ETC.	24107	39638	9415	28064
960190 OTH,ANIMAL CARVING MATERIL,ART	235	266		195
960200 WORKED VEGE,MINERAL MATERIAL	78416	231955	78234	253903
960310 BROOM,BRUSHE,CONS TWIN,VEG-MAT	174	3453	419	4346
960321 TOOTH BRUSHE,INCL DENT-PLA BRU	69193	176316	29724	105601
960329 OTH;SHAVING,HAIR,NAIL BRUSHES.	12823	25883	2991	18217
960330 ARTST,WRITING,SIMILAR BRUSHES	851	2722	2918	6747
960340 PAINT,DISTEPER,VARNISH BRUSHES	333	13113	782	2429
960350 OTH BRUSHES CONST PART MACHIN	974	7180	1561	9552
960390 OTH;HAND OPE MECHNICAL F-SWEPR	27352	80190	31119	71283
960400 HAND SIEVES AND HAND RIDDLES.			125	125
960500 TRAVEL SETS FOR PERSONALTOILE.		489	532	1074
960610 PRESS-FASTENERS,SNAP-FASTENER.	16722	58201	17941	61498
960621 BUTTON OF PLASTICS,NOT COVERED	74303	269726	34642	102141
960622 BUTON OF BASE METAL,COVER TXT	27990	83481	21238	67420
960629 OTHER BUTTONS	26380	87834	28041	79136
960630 BUTTON MOULD,PART,BUTTON BLANK	10	10		12
960711 SLIDE FASTENER FIT CHAIN SCOP.	16378	80961	25378	77957
960719 OTHER;SLIDE FASTENERS	89622	259887	64960	239060
960720 PARTS; SLIDE FASTENERS	8543	33298	9546	35816
960810 BALL POINT PENS	15994	56698	5375	38380
960820 FELT TIPPED.PORUS TIPPED PEN	15626	39271	26792	59830
960830 FOUNTAIN PEN,STYLOGRADH PEN	5627	15035	1202	10177
960840 PROPELLING OR SLIDING PENCILS			77	251
960850 SETS OF ARTICLS FROM TWO FOR-H	572	1553	608	1882
960860 REFILLS FOR BALL POINT PEN.	9187	29756	14208	30175
960891 PEN NIBS AND NIB POINTS	19791	94476	28335	68642
960899 OTH;PEN,PENCIL,SIMILAR HOLDER	13230	49694	23635	43183
960910 PENCILS&CRAYON W-LEADS ENCASD.	107229	460867	91707	274727
960920 PENCIL LEADS,BLACK OR COLOURED	2900	21410	16501	25833
960990 OTH;PENCIL,DRAWING CHARCOALS.	7232	16944	7907	26537
961000 SLATES&BOARDS,WRITNG/DRAWIN	1063	4345	2277	6945
961100 DATE,SEALING OR NUMBERING STAM	139	4326	2803	3876
961210 TYPEWRITER OR SIMILAR RIBBONS	8410	28184	15174	29427
961220 INK-PADS	56	401	143	325
961310 POCKET LIGHTERS,GAS FUELLED	1954	24379	17671	52996
961320 POCKET LIGH,GAS FUELL,REFILLAB	33	2118	624	1103
961380 OTHER LIGHTERS	977	3357	609	3445
961390 PARTS OF CIGARETTE LIGHTERS	57	369		11
961400 SMOKING PIPE&CIGAR OR CIG.HOLD	1003	1844	1226	1685
961511 COMBS,HAIR-SLIDES,OF HARD RBER	5230	15236	1645	8324
961519 OTH;HAIRPINS,CURLING PINS,LIKE	6974	14826	4145	10025
961590 OTH;COMES HAIR-SLIDES,LIKE,PAR	141334	265430	64474	159528
961610 SCENT SPRAY SIMI TOILET SPRAY	5241	29715	6010	23211
961620 POWDER-PUFFS&PADS FOR APPLICA	1509	5469	1476	3411
961700 VACCUM FLASKS&OTH VACUM VESS	32932	98923	26633	67482
961800 TAILORS,DUMMIERS&OTH LAY FING.	1374	6690	4126	8755
970110 PAINTING,DRAWING,PASTELS.	624	7752	263	377
970190 OTH COLLAGES&SIMI DECORATIVE	2107	5884	2097	4130
970200 ORIGINAL ENGRAVINGS,PRINTS.		1835		
970300 ORIGINAL SCULPTURES&STATUARY		3448	741	3076
970400 POSTAGE&REVENUE STAMPS,ST-POS		36		
970500 COLLECTIONS&COLLECTORS, PIECS.				25
990900 TRANSACTIONS LESS THAN RS.1000	383	3917	10871	14255
991000 SAMPLES HAVING NO-COMMER VALUE	141708	1888224	115181	2905192

Contd.

10.11 Imports by Economic Categories (Detail)

(In Thousand Rupees)

Items	Sept., 2016	From July, 2016	Sept., 2015	From July, 2015
2. RAW MATERIAL TOTAL (A + B)	193641965	568230656	189707808*	576042587
A. CONSUMER GOODS TOTAL	162427128	469790776	159613985*	478022065
050400 GUTS,BLADERS,STOMACH OF ANIMAL	1427	6051	1289	5008
050510 FEATHER,USED FOR STUFFING;DOWN		34		
050590 OTH SKINS AND PARTS OF BIRDS	31565	104409	21690	57486
050610 OSSEIN,BONES TREATED WITH ACID	1067	2601	286	3703
050690 OTH POWDER & WASTE OF BONES	161	2168	1059	2399
050800 CORAL&SIMILAR MATERIAL/POWDER		151		262
051000 AMBERGRIS,CASTOREUM CIVET,MUSK		605		80
051110 BOVINE SEMEN	405	13349	7481	12945
051191 PRODUCTS OF FISH, CRUSTACEANS				1304
060110 BULBS TUBERS,TUBEROUS,ROOT,ETC	3110	17697	25692	52149
060210 UN-ROOTED CUTTING AND SLIPS	80	95	298	298
060220 TREES,SHRUBS,BUSHES,GRAFTED		128		
060240 ROSES,GRAFTED OR NOT	589	2642		
060290 OTHER LIVE PLANTS	12796	38987	13314	28522
060311 ROSES FRESH	128	2920	1061	2718
060313 ORCHIDS FRESH		29	42	42
060314 CHRYSANTHEMUMS FRESH	2316	11092	3638	11743
060315 LILIES FRESH			29	129
060319 OTH FRESH FLOWER,BUDS FOR BOUQ	1804	3828	1086	2226
060390 OTH FLOWERS & FLOWERS BUDS	2867	8727	816	1900
060490 O.PARTS OF PLANTS FOR BOUQUETS		2497		23
110812 MAIZE (CORN), STARCH	18212	71718	31220	49347
110813 POTATO, STARCH	60257	133982	33830	109372
110814 MANIOC (CASSAVA) STARCH	3693	3693	995	1992
110819 OTHER STARCHES	1	11347	5	1527
110820 INULIN	2563	7646		5353
110900 WHEAT GLUTEN,WHETHER/NOT DRIED	20345	47952	10751	32550
120110 SOYA BEAN SEED	7466684	13369435	1675623	2606247
120190 SOYA BEAN,W.OR-N-BROKEN/SHELED	1143	1189		3
120241 OTH GROUND NUTS IN SHELL	3414	20836	7812	48919
120242 GROUND-NUTS SHELLED BROKEN/N-B	60532	205890	51026	200031
120300 COPRA	61683	278026	56883	440508
120400 LINSEED,WHETHER OR NOT BROKEN	43	43		
120510 LOW ERUCIC ACID RAPE/COLZASEED	1083961	8742640	2887349	9572985
120600 SUNFLOWER SEED,WHETH/NOT BROKE	9242	13684	23	79
120721 SEEDS FOR CROP (COTTON SEEDS)		469	11	11
120740 SESAMUM (SESAME) SEEDS		480		
120750 MUSTARD SEEDS	213	44801	22714	74710
120760 SAFFLOWER SEEDS			726	1075
120770 MELON SEEDS	731	731		
120791 POPPY SEEDS		43		
120799 OTH,OIL SEED/OLEAGINOUS FRUITS		43575	765	3037
120810 FLOUR AND MEALS OF SOYA BEANS		1197		987
120890 FLOUR/MEALS OF OTH OIL SEEDS	766	766		172
120910 SUGAR BEET SEED USE FOR SOWING	10585	73462	40097	40134
120921 LUCERNE (ALFALFA) SEED	82335	133546	159937	398218
120922 CLOVER (TRIFOLIUM) SEED	513944	810593	672791	1229353
120925 REY GRASS SEED		5762		
120929 OTHER SEEDS OF FORAGE PLANTS	43259	100963	22414	118666
120930 SEED OF HERBACEOUS PLANTS	1954	2946	194	1406
120991 OTHER; VEGETABLE SEEDS	283027	1154064	506788	1301341
120999 OTH SEEDS OF FRUIT FOR SOWING	216191	630333	188384	533629
121190 OTH PLANTS AND PARTS OF PLANTS	63291	168944	47256	165130
121221 SEAWEDS/ALGAE FIT FOR HUMAN		696	7	959
130190 OTH;NATURAL GUM,RESIN & BALSAM	20935	62147	39140	88519
130213 SAP AND EXTRACTS OF HOPS			113	113
130219 OTH SAPS & EXTRACT OTH VEG SAP	13656	81396	25248	94959

Contd.

10.11 Imports by Economic Categories (Detail)

(In Thousand Rupees)

Items	Sept., 2016	From July, 2016	Sept., 2015	From July, 2015	
130220	PECTIC SUBSTANCES,PECTINATES	7686	28241	4793	36967
130231	AGAR-AGAR	163	5027	5072	10011
130232	MUCILAGES&THICKENERS,LOC SEED	32285	54442	11222	49658
130239	OTHER MUCILAGES AND THICKENERS	26107	127487	20070	71803
140110	BAMBOOS	4372	13133	2537	6454
140120	RATTANS	2009	12778	7269	18127
140190	OTH VEG MATERIAL USED PLAINTING				202
140490	TENDU LEAVES(BIDI LEAVES)	307039	862071	269208	709497
150190	POULTRY FAT OTH THAN H-02.09	3839	7625	1935	3780
150210	TALLOW (OTHER THAN OF H-15.03)	183101	475405	90245	426647
150410	FISH-LIVER OILS THEIR FRACTION		1055		
150420	FATS OILS THEIR FRACT OF FISH				1
150500	WOOL GREASE,CRUDE,FETTY SUBS	3851	10345	11663	27567
150600	OTH ANIMAL FATS AND OILS/FRACT		416		716
150710	SOYABEAN OIL & ITS FRACT CRUDE	1668900	4480434	2421690	3797403
150790	OTH SOYABEAN OIL & IT FRACTION	7131	49884	29	20891
150890	OTH GROUND NUT OIL & ITS FRACT	13	369	885	2012
150910	OLIVE OIL & ITS FRACT (VIRGIN)	12459	55477	12705	51808
150990	OTH OLIVE OIL & ITS FRACTIONS	14157	106417	56177	158927
151000	OTH OIL/FR,INCL BLENDS OF OIL		1130		80
151110	PALM OIL & ITS FRACTIONS CRUDE	475277	2297286	896100	2404559
151190	OTH PALM OIL & ITS FRACTIONS	12554188	36245679	15920085	42633227
151219	OTH SUNFLOWER SEE&SAFLOWER OIL	3869	8052	5815	12243
151229	OTH COTTON SEED OIL & IT FRACT		48		
151311	COCONUT OIL,ITS FRACTION CRUDE				25459
151319	OTH COCONUT OIL,ITS FRACTIONS	70447	236963	60571	181223
151329	OTH PALM KERNEL/BABASSU OIL	150085	354195	92430	278553
151499	OTH RAPE SEED OIL ITS FRACTION				400
151519	OTH LINSEED OIL & ITS FRACTION	383	383	418	418
151529	OTH MAIZE OIL & ITS FRACTIONS	8622	13495	6514	14628
151530	CASTOR OIL AND ITS FRACTIONS	10	6289	3522	3651
151550	SESAME OIL & ITS FRACTIONS	174	717	208	767
151590	OTH FIXED VEGETABLE OILS/FRACT	325	2449	461	1762
151620	VEG FATS/OILS AND ITS FRACTION	229838	457613	218828	449024
151710	MARGARINE,EXCL LIQUID MARGARIN	12554	32984	40775	66199
151790	OTH MARGARIN,EDIB MIX/PREP ETC	130532	317280	101336	317758
151800	ANIMAL/VEG FAT/OILOXIDISE ETC	8046	36391	18706	49631
152000	GLYSEROL,CRUDE WATER & LYES		1124		
152110	VEG WAX WHETHER OR NOT REFINED	8415	14223	4600	9434
152190	OTH BEES WAXES,OTH INSECT WAX	226	15166	11871	24975
152200	DEGRAS,RESIDUES ANIM/VEG WAXES	4692	9334	933	3632
160100	SAUSE,PROD MEAT-FOOD PREP OFFL	196	3267	217	798
220720	ETHYL ALCOHOL/OTH SPIRITS DEN		1		
240120	TOBACO-WHOLY/PARTLY STE/STRIP	19	186333	104576	298859
240130	TOBACCO REFUSE	164	164		26
251010	AAT,C/PHOS,ALUM/C/PHOS&PH/CUG	472330	986273	953086	2096152
270810	PITCH	6737	9525	113	113
270900	PETROLEUM OILS FROM BITUMINOUS	25779959	58841519	25534221	89687973
271019	KEROSENE,INCL KER.TY. JET FUEL	29255712	89954967	26387258	82645521
271020	PETROLEUM OILS(OTH THAN CRUDE)		447		
271099	OTH WASTE OILS		2009	349	1568
271111	NATURAL GAS,LIQUIFIED	8911448	26491261	5292103	13241614
271112	PROPANE, LIQUIFIED	2183	7014	1271	10334
271119	OTH GAS HYDROCARBONS LIQUIFIED	1725090	4180897	1795093	3309739
271121	NATURAL GAS,IN GASEOUS STATE		77		
271290	OTH PETROLEUM WAX ETC	17527	58139	17338	37705
271311	PETROLEUM COKE;NOT CALCINED	1759	3518	9137	155863
271312	PETROLEUM COKE; CALCINED	4517	11740	3276	24462
271320	PETROLEUM BITUMEN	212847	591418	242154	965519
271490	OTH BITUMEN & ASPHALT NATURAL.	15654	23510	6295	11659
290110	SATURATED ACYCLIC HYDROCARBONS	980	2881	1056	4036

Contd.

10.11 Imports by Economic Categories (Detail)

(In Thousand Rupees)

Items	Sept., 2016	From July, 2016	Sept., 2015	From July, 2015	
290121	UNSATURATED ETHYLENE.	1033637	2296513	362080	1930404
290129	OTH UNSATURATE ACYCLIC HYDCARBON	2345	6030		1237
290211	CYCLOHEXANE		1965		13
290219	OTH CYCLANES/CYCLOTERPENES	17944	56434	21914	74482
290220	BENZENE, PURE	4	4		
290230	TOLUENE, PURE	41176	140130	50683	163470
290241	O-XYLENE	144881	513007	108569	454787
290243	P-XYLENE	2202871	7224954	2227156	6622039
290244	MIXED XYLENE ISOMERS	6309	81370	17112	40515
290250	STYRENE	237344	956509	92740	1037039
290290	OTH CYCLEC HYDROCARBONS	4095	25177	7819	57294
290311	CHLOROMETHANE,& CHLOROETHANE	27	27		3427
290312	DICHLOROMETHANE(METHYLEN CHLRD	24471	100993	51471	170643
290313	CHOLOROFORM(TRICHLOROMETHANE)	14085	37310	55229	134334
290315	ETHYLENE DICHLORIDE(1,2-DI CH)	216703	344763	247955	607927
290319	OTH SATAR DERIV ACYCL HYDCARBON	102	48177	5515	17080
290322	UNSATURATED TRICHLOROETHYLENE	18976	65597	13004	41436
290323	UNSATURATE TETRACHLOROETHYLENE	9059	13328	7352	39314
290331	ETHYLENE DIBROMIDE(1,2,DIBROM)	3	3		
290339	OTH FLUORINATED,BRO DERIVATIES	19133	207993	16162	225415
290371	CHLORODIFLUOROMETHANE	29828	213131	4010	20467
290373	DICHLOROFLUROETHANES		9714		3249
290374	CHLORODIFLUOROETHANES	4119	4119		
290377	PENTACHLOROFLURO METHANE	1301	5196		2075
290379	OTH CHLORODIFLUOROMETHANE			28049	168528
290391	CHLOROBENZENE,O-DI/P-DI CHLORO		4277	209	6951
290399	OTH HALOGENATED DERIV H.CARBON	6	9260	2296	6445
290410	DERIV SULPHO GRP IT SALT/EYHYL	8103	26710	8224	23675
290420	DERIVAT ONLY NITRO/NITRO GROUP		14460		4310
290490	OTH,SUPHO,NITRAT NITROS H'CARB	2974	7632	2676	5296
290511	SATURAT METHANOL(METHYL ALCHL)	198150	714022	245631	740652
290512	PROPYL/ISOPROPYL ALCOHOL	98206	339383	95163	373656
290513	SATUR BUTAN-I-01(N-BUTYLALVHL	2519	13310	9612	28456
290514	OTHER SATURATED BUTANOLS	17007	49720	26356	63177
290516	SATUR OCTANOL/ISOMERS THEREOF	192118	819239	220375	785180
290517	DODECAN-1-O1HEXADECAN/OCTADEC	4188	20752	9753	20763
290519	SATUR MONOHYDRIC ALCOHOLS	2440	8783	65	5354
290522	UNSATUR ACYCLIC TERPENE ALCOHL	3896	9888		8040
290529	OTH UNSATUR MONOHYDRIC ALCOHOL	391	2218		3481
290531	ETHYLENE GLYCOL(ETHANEDIOL)MEG	2072882	6111301	1450215	5175714
290532	PROPYLEN GLYCOL(PROPAN-1,2-DIO	65418	318357	92317	284490
290539	OTHER, DIOLS	2935	14832	40283	47039
290541	2-ETHYL-2(HYDROXYMETHLY-PROPAN		8521	542	6267
290542	PENTAERYTHRITOL	49165	200315	41721	155363
290543	MANNITOL	17572	38507	10513	32231
290544	D-GLUCITOL (SORBITOL)	5640	9740	1268	3742
290545	GLYCEROL	51762	139667	25326	88887
290549	OTHER,POLUHYDRIC ALCOHOLS	1849	1849	1909	4235
290559	OTHER HALOGENATED, SULPHONATED		2628		830
290611	MENTHOL	57377	108550	15585	20124
290612	CYCLOEXANOL,METHYL/DIMETHYL			473	940
290613	STEROLS AND INOSITOLS	1015	6801	1732	3436
290619	OTH,CYCLANIC,CYCLENIC CYCLOTER	3545	16314	6869	26517
290621	BENZYL ALCOHOL	1088	21890	7343	9705
290629	OTH,AROMATIC CYCLIC ALCH HALOG	1559	7044	2220	8018
290711	PHENOL(HYDROXYBENZENE)IT SALT	38499	108678	20298	136383
290712	CRESOLS AND THEIR SALTS	1874	4182	2409	2569
290715	NAPTHOLS & THEIR SALTS		582	3256	3271
290719	OTHER MONOPHENOLS	4072	5496	9885	10386
290721	RESORCINAL AND ITS SALTS		1873	368	8227
290722	HYDROQUINONE (QUINOL)ITS SALT	2197	8636	7879	8782

Contd.

10.11 Imports by Economic Categories (Detail)

(In Thousand Rupees)

Items	Sept., 2016	From July, 2016	Sept., 2015	From July, 2015
290723 4,4-ISOPROPYLDENEDIPHENOL/SALT	12165	15878	10320	16787
290729 OTHER, POLYPHENOLS	5139	21286	8824	18856
290819 OTH DERI CON ONL HALOGEN SUBST	817	4254	1452	5546
291511 FORMIC ACID	24470	72645	30220	76449
291512 SALTS OF FORMIC ACID	18035	61746	18710	106013
291513 ESTERS OF FORMIC ACID	1112	1620		1088
291521 ACETIC ACID	129810	399242	219368	705365
291524 ACETIC ANHYDRIDE	1345	1345		38
291529 OTH,ACETIC ACIDE & ITS SALTS	5063	27095	2344	18090
291531 ETHYL ACETATE	68	3754	4016	7847
291532 VINYL ACETATE	77246	304408	133492	426908
291533 N-BUTYL ACETATE	2279	3591	2323	4121
291539 OTHER,ESTERS OF ACETIC ACID	44801	150009	46043	192365
291540 MONO/DI/TRICHLOROACETIC ACID-S	30	715		1601
291550 PROPIONIC ACID,ITS SALT/ESTERS	6820	22983	2554	8525
291560 BUTYRIC/VALERIC ACID/SALT/ESTR	20507	68526	32866	79256
291570 STEARIC ACID	22308	59036	20652	42433
291590 OTH SAT ACYCLIC MONOCARBOXYLIC	98660	355899	103531	318434
291611 UNSATU ACRYLIC ACID/ITS SALTS	4859	24914	14712	60611
291612 UNSATURATE ESTER ACRYLIC ACID	64150	304280	156795	430688
291613 UNSATU METHACRYLIC ACID/SALTS	473	6948	957	2929
291614 UNSATU ESTER,METHARYLIC ACID	47202	210207	38776	183575
291615 OLEIC,LINOLEIC/LINOLENIC ACID	294	3787	1143	5154
291619 OTH UNSAT ACYLIC M/CARBOX ACID	3995	24459	8540	29429
291620 CYC-LANIC,LENIC LOTEPHENI ACID	3951	20907	11614	25706
291631 BENZOIC ACID,ITS SALTS/ESTERS	18670	73614	14879	72970
291632 BENZOYL PEROXIDE/BENZYL CHLRID	10	18167	2458	10118
291634 PHENYLACETIC ACID & ITS SALTS		352	33	90
291639 OTH,ARMATIC MONOCARBOXYIC ACID	35190	302224	82996	439248
291711 OXALIC ACID/ITS SALTS/ESTERS	16862	56190	15678	43113
291712 ADIPIC ACID,ITS SALTS/ESTERS	99679	256286	30383	150694
291713 AZELAIC/SEBACIC ACID/SALT/ESTR	104	294		5283
291714 MALEIC ANHYDRIDE	18636	48564	10922	51502
291719 OTH ACYCLIC POLYCARBOXYL ACID	5884	23328	3938	21704
291720 CYC-LANIC,LENIC LOTERPENC ACID		10615	5511	8176
291732 DIOCTYL ORTHOPHTHALATES				4277
291733 DINONY/DIDECYL ORTHOPHALATES			3578	4141
291734 OTH ESTERS ORTHOPHTHALIC ACID	10040	27079	17180	41842
291735 PHTHALIC ANHYDRIDE	14131	92935	40462	120303
291736 TERPHTHALIC ACID AND ITS SALTS	278470	1527322	69086	1252987
291739 OTH POLYCARBOXYLIC ACIDS/DERIV	17294	113003	8869	53427
291811 LACTIC ACID,ITS SALTS/ESTERS	7671	31083	28199	48296
291812 TARTARIC ACID	959	7977	13252	27005
291813 SALT & ESTER OF TARTARIC ACID	15	32	54	197
291814 CITRIC ACID	73707	415298	82064	324533
291815 SALTS & ESTER OF CITRIC ACID	9330	64952	30795	73371
291816 GLUCONIC ACID,SALTS & ESTERS	61772	291738	37215	147708
291819 OTH CARBOXYLIC ACID W/ALCOHOL	12792	84386	4825	37873
291821 SALICYLIC ACID AND ITS SALTS	3804	9600	4206	7196
291822 O-ACETYLSALIC ACID/SALT/ESTER	12692	26882	7317	22512
291823 OTH ESTER,SALICYLIC ACID/SALTS	1874	2244		1289
291829 OTH CARBOXYLIC ACID+PHENOL FUN	17051	88064	7606	44141
291830 CARBOXYLIC ACID+ALDEHYDE/KETON	2340	13259	14438	23607
291891 2,4,5-T(ISO)(2,4,5-TRICHLOROPH		6359		3293
292990 OTH COMP WITH OTH NITROGN FUNC	27056	68436	16133	60992
293020 THIOCARBAMATE/DITHIOCARBAMATES	5434	161178	75163	350006
293030 THIURAM MONO-,DI-,TETRASULPHID	1759	33419		
293040 METHIONINE	244696	1341180	842266	2111594
293090 OTHER ORGANO-SULPHUR COMPOUNDS	8403	95215	87925	300224
293110 TETRAMETHYL LEAD&T-ETHYL LEAD	4550	12586	3345	11392
293120 TRIBUTYLTIN COMPOUNDS			684	684

Contd.

10.11 Imports by Economic Categories (Detail)

(In Thousand Rupees)

Items		Sept., 2016	From July, 2016	Sept., 2015	From July, 2015
293190	OTH O-ALKYL&(O-2-(DIALKYL,COMP	64811	165559	70876	276894
293211	TETRAHYDROFURAN	9	110		371
293212	2-FURALDEHYDE (FURFURALDEHYDE)				2
293213	FURFURYL ALCOH/TETRAHYDRFURFYL	246	249		426
293219	OTH COMP UNFUSED FURAN RING	2846	15820	3279	14541
293220	LACTONES	2664	53325	10738	38236
293299	OTH HETEROCYCLIC COMP W/OXYGEN	60192	288286	42618	217468
293311	PHENAZONE & ITS DERIVATIVE	773	4030	3739	6908
293319	OTH COMP UNFUSE PYRAZOLE RING	6405	14952	3536	56814
293321	HYDANTOIN AND ITS DERIVATIVES		5850	2524	5716
293329	OTH COMP UNFUSE IMIDAZOLE RING	117376	281770	110131	352079
293331	PYRIDINE AND ITS SALTS		303	1059	1210
293333	ALFENTANIAL(INN)(ANILERIDINE)	1932	64855	10161	36567
293339	OTH COMP UNFUSE PYRIDINE RING	206178	735128	293651	776725
293349	OTH COMP QUINOLIN/ISO-QUINOLIN	102517	331235	174210	355125
293353	ALLOBARBITAL(INN)(AMBARBITAL)	571	1186	177	1759
293354	OTH DERIVATIVES OF MALONYLUREA			738	738
293359	OTH COMP PYRIMIDINE/PIPER RING	150000	695402	161246	800021
293361	MALAMINE	50088	140157	33911	109980
293369	OTH COMP UNFUSE TRIAZINE RING	41661	117881	13402	44781
293371	6-HEXANELACTAM(EPSILON-CAPROL)	264	1330		
293379	OTHER LACTAMS	5012	32998	66879	143179
293391	ALPRAZOLAM(INN) CAMAZEPAM(INN)	1400	11536	674	17698
293399	OTHER HETROCYCLIC COPMOUNDS	106667	448831	169162	470638
293410	COMP UNFUSE THIAZOLE RING	26523	83595	29043	74530
293420	COMP BENZOTHIAZOLE RING SYSTEM	2727	12513	3363	15986
293430	COMP PHENOTHIAZINE RING SYSTEM	820	9307	3416	6127
293491	AMINOREX(INN),BORTIZOLAM(INN)		1107	170	170
293499	OTHER NUCLEIC ACIDS&SALTS	420628	1874603	594942	1640134
293999	OTH VEGETABLE ALKALOIDS NATURL	21688	113409	35747	98359
294190	OTHER ANTIBIOTICS.	662494	1928017	453443	1469304
300692	WASTE PHARMACEUTICALS	7	7		
310100	ANIMAL/VEG FERTILIZER/PRODUCTS	1192	19647	9288	58521
310210	UREA,WHET OR NOT AQUEOUS SOLUT	1312	5497	1565150	1570087
310221	AMMONIUM SULPHATE	33648	195955	166725	416229
310229	MIX AMMONIUM SULPHATE/NITRATE		44993		476
310230	AMMONIUM NITRAT,WHET/NOT AQUES			6172	25554
310250	SODIUM NITRATE	979	14796	73	20441
310260	MIXT,CALCIUM/AMMONIUM NITRATE		1309		
310280	MIXT UREA/AMMONIUM NITRAT SOLU			3307170	6427005
310290	OTH,MIN/CHEM NETROG FERTILZER	12	4937	4030	24751
310310	SUPER-PHOSPHATES	2272	2272		99903
310390	OTH,MIN/CHEM FERTILIZE PHOSPHT		2211		
310420	POTASSIUM CHLORIDE	91289	390996	105408	258496
310430	POTASSIUM SULPHATE	172061	382602	356302	761634
310490	OTH,MIN/CHEM FERTILIZE POTASIC	184218	399313	40429	247436
310510	MIN/CHEM FERTILIZER >10KG	25	1816	53	101
310520	MIN/CHEM FERTZ ELEM NIT/PHO/PT	5783	58101	10558	96902
310530	DIAMMONIUM HYDROG ORTHO-PHOSPH	7411141	14777148	6522742	16226109
310540	AMMONIUM DIHYDROGEN ORTHO-PHOS	5218	6833	4703	11720
310551	CHEM FERTZ CON NITRAT/PHOS		1559		1863
310559	OTH MIN/CHEM FERTZ NITRAT/PHOS	1095	7117	35291	359441
310560	MIN/CHEM FERTZ ELEM PHOS/POTAS			731	953
310590	OTH MINER/CHEMICAL FERTILIZER	14011	38213	3807	52713
320110	QUEBRACHO EXTRACT	7213	32444	4373	14509
320120	WATTLE EXTRACT	54186	122485	18463	88973
320190	OTH TANNING/EXTRACT VEG/GAMBER	22598	101391	34599	107707
320210	SYN ORGANIC TANNING SUBSTANCE	143137	498162	97281	362601
320290	OTH,INORGANIC TANING SUBSTANCE	130620	309777	83932	214436
320300	COLOUR MATTER,VEG/ANIMAL	1889	13708	3257	12358
320411	DISPERSE DYES/PREP BASE THEROF	129608	484235	148636	505287

Contd.

10.11 Imports by Economic Categories (Detail)

(In Thousand Rupees)

Items	Sept., 2016	From July, 2016	Sept., 2015	From July, 2015
320412 ACID DYES PREMETALISE/PREP/DYE	105806	342091	79443	294666
320413 BASIC DYES/PREP BASE THEREON	56790	181531	58479	168257
320414 DIRECT DYES/PREP BASE THEREON	23864	67818	34565	94512
320415 VAT DYES INCL PIGMENT/PREPARAT	260460	761265	208740	832464
320416 REACTIVE DYES PREP BASE THREON	632848	2120742	723838	1989944
320417 PIGMENT PREP BASE THEREON	207498	775195	290486	748811
320419 OTH SYN ORGN COLOURING MATTER	104887	398779	115168	374200
320420 SYN ORGN PROD USE FLUORESCENT	52818	181787	42884	156555
320490 OTH,SYN ORGN COLOURING MATTER	5906	18440	2037	8011
320500 COLOUR LAKES,PREP AS SPECIFIED	26511	63756	13000	62239
320611 PIGMENT PREP TITANIUM DIOXIDE	458150	1638574	406255	1497213
320619 OTH,PIGMENT/PREP TITANIUM DIOX	12251	21490	5947	30226
320620 PIGMENT/PREP,CHROMIUM COMPOUND	828	14821	30056	53859
320641 ULTRAMARINE/PEP BASE THEREON	91	5878	3043	10174
320642 LITHOPONE/OTH PIGMENT/ZINC SUL	2299	9645	1982	6500
320649 OTH,COLOURING MATTER PREPARATN	51950	190041	45479	151243
320650 INORGANIC PRO USE LUMINOPHORES	224	560	59	416
320710 PREP PIGMENT/OPACIFIER/COLOURS	13012	33727	8232	40153
320720 VITRIFIABLE ENAMEL/GLAZE/ENGOB	7265	25791	2984	7184
320730 LIQUID LUSTER/SIMILAR PREPARAT		3650	159	2783
320740 GLASS FRIT/POWDER GRANULE/FLAK	45610	165550	62987	205447
320810 PAINT/VARNISH BASE ON POLYESTER	19895	87315	24110	52705
320820 PAINT/VARNISH,ACRY/VINYL POLYM	40765	111452	33496	114508
320890 OTH PAINT BASED ON POLYAMIDES	198134	489635	185096	453760
320910 PAINT/VARNISH ACRY/VINYL POLYM	3197	20419	9202	26825
320990 PAINT/VARNISH,SYN POLYMER/AQS	20516	59531	14883	39110
321000 OTH PAINT & VARNISH FOR LEATHE	17135	73221	11800	39905
321100 PREPARED DRIERS.	29324	51025	11818	37740
321210 STAMPING FOILS	44621	86599	16868	58369
321290 OTH,PIGMENT DISPERSE NON AQUOS	16675	39967	22685	58799
321310 COLOURS IN SETS	4196	10813	4430	11670
321390 OTH COLOUR ARTIST/PAINTERS	9	618	186	248
321410 GLAZIERS/GRAFTING PUTTY,RESIN	30920	105071	28035	82693
321490 NON-REFRACTORY SURFACING PREP	39511	122443	33558	126852
321511 ROLLING COATING PRINT INK BLK	28111	105147	38327	124279
340290 OTH ORG SURFAC ACT,WASH/CLEAN	92060	355671	127063	423577
340311 PREP TEXTILE/LEATHER/OIL MATRL	25117	141215	17815	106606
340319 LUBRICAT PREP CONT PET/MIN OIL	127636	409825	131721	355571
340391 OTH,PREP TEXT/LEATHER/FURSK ML	136123	587433	123912	523896
340399 OTH LUBRICAT PREP OIL/GREASE	70913	227910	66381	180022
340420 ART/PREP WAXES,POLYETHEL GLYCL	30641	83339	33276	74927
340600 CANDLES,TAPERS AND THE LIKE	1768	6252	3397	5926
340700 MODELING PASTE ETC RETAIL SALE	7901	15798	7149	23491
350110 CASEIN	2016	9635	872	3988
350220 MILK ALBUMIN,INCL WHEY PROTEIN	7695	26819	8	8
350290 OTH ALBUMIN O/T EGG ALBUMIN		95	41	51
350300 GELATIN&GELATIN DERIVATIVE		28697	1185	5094
350400 PEPTONEDERV,PROTEIN SUBSTANCE	8801	14455	2790	17104
350510 DEXTRIN,OTH MODIFIED STARCHES	32448	127617	50768	127245
350520 GLUES	4054	12920	4878	20474
350610 PROD SUITABLE USE GLUE/ADHESIV	11525	65982	24982	67533
350691 ADHESIVE/RUBBER/PLASTIC/RESIN	156290	428120	129856	374160
350699 OTH PREP GLUE/ADHESIVE	17214	61632	9127	32282
350710 RENNIN AND CONCENTRATE THEREOF	1727	2463		187
360690 OTH FERRO CERIUM/OTH PYROPHORC	17418	17423		9
370110 X-RAY FILM,PLATE IN FLAT UNEXP	85414	258128	102696	301007
370120 INSTANT PRINT FILM UNEXPOSED		6		26
370130 OTH UNEXPOSED PLATE>255MM	73539	260387	77283	198104
370191 O.PL/FILM-COLOUR PHOTOGRAPHY				31
370199 OTH PHOTOGRAP/PLAT/FILM/UNEXPS	14	14		599
370210 PHOT-FILM ROLL UNEXPOSE,X-RAY		2025	1379	1379

Contd.

10.11 Imports by Economic Categories (Detail)

(In Thousand Rupees)

Items	Sept., 2016	From July, 2016	Sept., 2015	From July, 2015
370239		472	1088	1088
370243				
370244				
370310				
370320				
370390				
370400				
370510				
370590				
370610				
370690				
370710				
370790				
380110				
380120				
380130				
380190				
380210				
380290				
380400				
380510				
380590				
380610				
380620				
380630				
380690				
380850				
380891				
380892				
380893				
380894				
380899				
380910				
380991				
380992				
380993				
381010				
381090				
381111				
381119				
381121				
381129				
381190				
381210				
381220				
381230				
381300				
381400				
381511				
381512				
381519				
381600				
381700				
381800				
381900				
382000				
382100				
382200				
382311				
382312				
382313				

Contd.

10.11 Imports by Economic Categories (Detail)

(In Thousand Rupees)

Items	Sept., 2016	From July, 2016	Sept., 2015	From July, 2015	
382319	OTH INDUS MONOCARBOXYLIC F.ACI	326067	759256	227412	676545
382370	INDUSTRIAL FATTY ALCOHOLS	18425	51294	11596	42828
382410	PREP BINDER FOUNDRY MOUL CORES	7353	35039	10281	30231
382440	PREPARED ADDITIVES FOR CEMENT	68876	194333	39442	93671
382450	NON-REFRACTORY MORTAR CONCRETE	474	10894	4415	7008
382460	SORBITOL O/TH SUB-H-NO.2905.44	40870	132672	64010	147097
382478	CON (PFCs)/(HFCs)BUT NOT(CFCs)	7014	62622	4558	6167
382479	OTH MIX CON HALOGE DER OF METH	4447	10944	2561	34253
382490	OTH,CHEMICAL PRODUCT/PREPARA	1071903	3630127	1277696	3871674
382550	WASTE OF METAL PICK LIQUORS		40		
382590	OTH RESIDUAL OF CEHM.INDUSTRY		456	696	3593
382600	BODIESE&MIXTURE 70%WT-PET-OIL			33	33
390110	POLYETHYLENE SP GRAVITY<0.94	3137620	8368372	2346238	7212408
390120	POLYETHYLENE SP.GRAVITY>0.94	2481117	7275754	2058961	6268438
390130	ETHYLENE-VINYL ACETATE COPLMER	206179	423974	97994	387481
390190	OTH POLYMER OF ETHYLENE P.FORM	238670	842039	205851	589201
390210	POLYPROPYLENE	2353543	8613225	2702788	9412966
390220	POLYISOBUTYLENE		5318	93	15255
390230	PROPYLENE COPOLYMERS	807997	2621708	902650	2899834
390290	OTHER OLEFINS IN PRIMARY FORMS	18326	48718	34536	76489
390311	POLYSTYRENE EXPANSIBLE	13238	38068	11077	20182
390319	OTHER POLYSTYRENE	25234	68664	21868	82350
390320	STYRENE-ACRYLONITRILE COPOLYMR	28064	55965	28219	51860
390330	ACRYLONITRILE-BUTADINE-STYRENE	259410	767880	171352	490150
390390	OTH POLYMERS OF STYRENE,P-FORM	22505	81941	15696	45733
390410	POLYVINYL CHLORIDE,UNMIX SUBST	320108	1167243	321453	1397595
390421	OTH POLYVINYL CHLORIDE,NON-PLA	11	17771	10325	13675
390422	OTH POLYVINYL CHLORIDE PLASTIC	28012	84031	9973	64203
390430	VINYL CHLORIDE VINYL ACETATE	1613	10987	4737	13862
390440	OTH VINYL CHLORIDE COPOLYMERS	8021	16482	3352	21599
390461	POLYTETRALUOROETHYLENE		484		157
390469	OTHER, FLUORO-POLYMERS	2865	4022		5210
390490	OTH POLYMERS OF VINYL CHLORIDE	1978	8790	2981	4762
390512	POLYVINYL ACETATE AQUE DISPERS	2930	13065	1572	17114
390519	OTH POLYVINYL ACETATE (PVA)	12647	20103		7748
390521	VINYL ACETATE COPOLYMERS AQUEO	21979	110341	46256	161771
390529	OTH VINYL ACETATE COPOLYMERS	9399	31385	10365	42486
390530	POLYVINYL ALCOHOL W/N CON UNHY	161508	737637	132803	630052
390591	COPOLYMERS	810	7572		6214
390599	POLYMERS OF OTHER VINYL ESTERS	25153	102962	34119	97283
390610	POLYMETHYL METHACRYLATE	6895	30889	19992	44914
390690	OTHER,ACRYLIC POLYMERS P/FORMS	328809	1049297	363477	1024732
390710	POLYACETALS	16322	45178	10664	37096
390720	OTHER POLYETHERS	719938	1752161	588679	1952725
390730	EPOXIDE RESINS	53907	241276	94829	236174
390740	POLYCARBONATES	117847	407983	98516	334400
390750	ALKYD RESINS	30249	150206	25756	129894
390760	POLYETHYLENE TEREPHTHACATE(PET)	256118	771190	638234	1489081
390770	POLY(LACTIC ACID)		7466	4034	12185
390791	OTHER POLYESTERS, UNSATURATED	3920	13411	6056	11951
390799	OTH POLYESTERS IN PRIMARY FORMS	26044	108662	29719	117801
390810	POLYAMIDE-6,-11,-12,-6,6,-6,10	14174	58156	13441	55917
390890	OTH POLYAMIDE IN PRIMAR FORM	16892	49223	28622	101017
390910	UREA RESINS, THIOUREA RESINS	3052	10868	1317	3329
390920	MALAMINE RESINS	11980	46828	19372	53076
390930	OTHER AMINO-RESINS	121124	400862	87	2129
390940	PHENOLIC RESINS	20864	86822	13974	64695
390950	POLYURETHANES	145992	729982	175011	644174
391000	SILICONES IN PRIMARY FORMS.	297152	1163954	219970	881751
391110	PETROL/COUMARONE,INDENE RESINS	21411	42621	18589	60916
391190	OTH,POLYSULPHIDE,SULPHONE/PLAS	6155	47664	11850	34710

Contd.

10.11 Imports by Economic Categories (Detail)

(In Thousand Rupees)

Items	Sept., 2016	From July, 2016	Sept., 2015	From July, 2015
391211 CELLULOSE ACETATES, NON-PLASTICISED				583
391212 CELLULOSE ACETATES, PLASTICISED	865	8446	59	292
391220 CELLULOSE NITRATES (INCL COLLOID)	57842	221292	72234	191676
391231 CARBOXYMETHYL CELLULOSE & SALT	76393	288921	53084	363374
391239 OTHER CELLULOSE ETHERS	101030	485806	110804	384317
391290 OTHER CELLULOSE & CHEM DERIVATIVES	33194	104408	40120	156147
391310 ALGINIC ACID, ITS SALTS & ESTER	99974	495531	109577	334699
391390 OTHER NATURAL POLYMERS/MODIFIERS	11020	80363	9181	81864
391400 ION-EXCHANGERS BASED ON POLYMER	25669	106765	15952	61477
391510 WASTE, ETC OF ETHYLENE/POLYMER/PLASTIC		3921	1807	2281
391530 WASTE ETC OF VINYL-CHLORIDE/PLASTIC	18680	75222	11886	34156
391590 WASTE, ETC PLASTIC/PARTS	14077	41832	12286	46456
391610 MONOFILAMENT D>1MM RD/ST/PROFIBRE	807	1099	2580	2580
391620 MONOFILAMENT D>1MM-PL PO VICHLORE	11672	27766	1809	12583
391690 OTHER MONOFIL D>1MM PLASTIC-TOW	18595	51662	9400	36763
391710 ARTIFICIAL GUTS OF HARDENED PROTEIN		10594		398
391721 TUBE, PIPE HOSES, RIGID, OF POLYMER	24945	109421	9230	22041
391722 TUBE, PIPE HOSES, POLYMER OF PROPYLENE	5053	10480	3876	28587
391723 TUBE, PIPE ETC OF POLYMER VINYL CHLORIDE	9543	37253	7941	28404
391729 TUBE, PIPE HOSE, RIGID, OTHER PLASTIC	57729	202698	9682	189769
391731 FLEXIBLE TUBE, PIPE B-PRE 27.6MP	15672	36237	9162	27868
391732 OTHER TUBE, PIPE HOSE W/O FITTING	581	6994	681	3037
391733 OTHER TUBE, PIPE NOT REINFORCED	5493	6181	1938	36799
391739 OTHER TUBES, PIPES AND HOSES	49179	330324	99086	256158
391890 FLOOR COVERING OF OTHER PLASTICS	16528	56098	4411	27587
391910 SELF-ADHESIVE PLATE, ETC W<20CM	111763	367045	80665	236759
391990 OTHER, SELF-ADHESIVE PLATE, W>20CM	232400	804703	242240	852082
392010 OTHER PLATES, ETC PLASTIC-CELLULOSIC	164365	496700	126295	372791
392020 OTHER PLATE, ETC PLASTIC NOT REINFORCED	109386	325111	126734	468187
392030 OTHER PLATE, SHEET, ETC OF PLASTIC	59940	166196	47692	135170
392043 OTHER PLATE, MAT OF VINYL CHLORIDE	41235	184713	38249	125631
392049 OTHER PLATE, ETC VINYL CHLORIDE FLX	75437	311945	74179	254678
392051 OTHER PLATE, ETC ACRYLIC POLYMERS	8013	21427	72	5915
392059 OTHER PLATE, ETC OTHER ACRYLIC POLYESTER	7835	21443	4057	18727
392061 POLY CARBONATE IN PLATE, ETC	4364	9154	2553	9484
392062 OTHER PLATE ETC POLY(ETHYLENE TEREPHTHALATE)	44764	220269	18258	135461
392063 OTHER PLATE ETC UNSATURATED-POLYESTERS	12018	24120	29868	46279
392069 OTHER PLATES ETC OF OTHER POLYESTER	8599	19432	9269	29394
392071 OTHER PLATE ETC PLASTIC OF REGULAR CELLULOSE	2364	5134		2319
392091 OTHER PLATE ETC PLASTIC OF POLYBUTADIENE	2217	8081	108	108
392092 OTHER PLATE ETC-PLASTIC OF POLYAMIDE	109	1778	3881	4401
392093 OTHER PLATE ETC-PLASTIC OF AMINO-RESIN		14		
392094 OTHER PLATE ETC-PLASTIC OF PHENOL-RESIN	353	994	3509	3526
392099 OTHER PLATE ETC-PLASTIC OF OTHER PLASTIC	41197	128858	34632	114998
392111 PLATES ETC OF PLASTIC POLY(STYRENE)	5091	5698	3212	11561
392112 PLATE ETC PLASTIC CELLULOSE-POLY(VINYL CHLORIDE)	75133	176812	83783	199422
392113 PLATE ETC PLASTIC CELLULOSE OF POLYURETHANE	21822	108494	51531	232675
392114 PLATE ETC PLASTIC CELLULOSE OF REGENERATED	4152	7838	2033	2033
392119 FLAT SHEET ETC PLASTIC CELLULOSE OTHER PLASTIC	32106	81413	14488	63684
392690 OTHER, ARTICLES OF PLASTICS	332302	1050916	275879	900877
400110 NATURAL RUBBER LATEX	195315	531455	270366	574352
400121 SMOKED SHEETS	47583	114051	14355	159174
400122 TECH SPECIFIED NATURAL RUBBER	195560	772283	173418	632038
400129 OTHER NATURAL RUBBER	15931	50033	19323	42689
400211 STYRENE-BUTADIENE RUBBER LATEX	91882	263058	100745	294573
400219 STYRENE-BUTADIENE RUBBER CARBXYLATED	203618	764502	236226	1040263
400220 BUTADIENE RUBBER (BR)	19298	32816	5011	47113
400231 ISOBUTENE-ISOPRENE RUBBER (IIR)	77418	755314	91962	424619
400239 OTHER, HALO-ISOBUTENE-ISOPRENE RUBBER	17015	27179	11697	32711
400241 CHLOROPRENE RUBBER LATEX (CR)				424
400249 CHLOROPRENE RUBBER OTHER THAN LATEX	31050	104171	64046	220401

Contd.

10.11 Imports by Economic Categories (Detail)

(In Thousand Rupees)

Items	Sept., 2016	From July, 2016	Sept., 2015	From July, 2015
400251			42	42
400259	28988	101135	42265	164962
400260			463	463
400270	11626	66666	13614	53206
400291		123	1322	1322
400299	19630	41036	24073	65226
400300	32262	94468	22933	67308
400400	41360	130220	60425	200547
400510	11120	39007	16547	25505
400520		15	132	302
400591		2370	540	1854
400599	3852	24878	3242	51416
400690		2235	347	3558
400700	22238	75947	18674	54070
400811	4159	19364	5388	28826
400819	2031	6824		6129
400821	16566	82050	22060	83649
400829	2993	14854	2869	9558
400911	29996	119258	27096	98899
400912	1360	5536	6181	13687
400921	668	4768	1623	7068
400922	1683	10231	1051	2716
400931	12046	22161	5941	19254
400932	457	2550	285	1931
400941	3814	13396	2672	11963
401700	402	2695	470	3716
410120				3924
410150	25019	85997	28078	112159
410210	138464	329068	134592	406687
410221	11764	91539	21595	44004
410229	294	7184		70112
410390	13675	92212	59835	192417
410411	589	4855		2143
410419	13912	40206	27063	66961
410441		7078		
410449		1057		1829
410510	63722	168455	54319	181176
410530	24	24	480	480
410621	13625	54080	39336	95812
410622		672	3183	14649
410711				3434
410712				7313
410719	60998	165777	83453	163470
410791				200
410792			663	4037
410799	11754	52043	18594	58014
411200	2101	10403	298	11585
411310	18663	51194	2625	11948
411330	337	337		
411390	2596	25511	9271	12854
411420	3869	3869	26	26
411510	5054	13700	6391	28809
411520	233	1623	949	1465
420600	3	13		
430219		26337		13954
440310	12363	58613		1792
440320	13158	89803	11735	38942
440349	17823	62359	47298	116353
440391				5386
440399	207456	653337	114236	480486
440410	1219	12524	1439	17648

Contd.

10.11 Imports by Economic Categories (Detail)

(In Thousand Rupees)

Items	Sept., 2016	From July, 2016	Sept., 2015	From July, 2015
440420 NON-CONIFEROUS		1388		
440799 OTH WOOD NON-CONF.SPECIES	181231	379775	126671	396376
440810 CONIFEROUS SHEET FOR VENEERING	7827	23886	4685	21495
440831 VENEER/DARK RED MERANTI SHEETS				1521
440839 OTH VENEER SHEET/TROPICAL WOOD	5332	15593	9752	17228
440929 OTHER NON-CONIFEROUS WOOD	148	1017	511	657
441011 PARTICLE BOARD OF WOOD	19796	70918	6708	24726
441012 ORENTED STRAND BOARB UN-WORKED	22	730		657
441019 OTH P-BOARD OF LIGNEOUS MATERI		749		
441090 OTH P-BOARD NOT AGGLOM W-RESIN	372	1962	343	1014
441112 MEDIUM DENSITY BOARD (MDF)	152303	364297	131044	460154
441113 (MDF)THICKNESS 5MM TO 9MM	19374	67548	71534	131993
441114 (MDF)THICKNESS EXCEEDING - 9MM	122951	427814	112565	347008
441192 OTH (MDF)DENSITY EXC 0.8 g/cm3	2317	8970		
441193 OTH (MDF)DENSITY 0.5-0.8g/cm3	117876	393133	86737	288285
441194 OTH (MDF)DENSITY NOT> 0.5g/cm3	483	2922	808	1587
441231 OTH P-WOOD OF WOOD SHEET -6MM	110	2091		
441232 OT P-W OUTER PLY NON-CONIFE-WD	45316	129748	32254	102278
441239 OTH PW CONSIST OF WD SHEET-6MM	30112	77273	6418	23230
441294 OTH BLOCKBOARD,LAMINATED&BATEN		3882		1269
441299 OTH PW CONSIST OF WOOD SHEET	1819	2681	440	1107
441400 WOODEN FRAMES FOR PAINTINGS	733	2176	1574	3390
441510 CASES,BOXES,CRATES,SIM/PACKING	164	796	341	3081
441520 BOX PALLETS& OTHER LOAD BOARD	7	570	30	326
442190 OTHER,ARTICLES OF WOOD	16626	66864	4076	28073
450110 NATURAL CORK,RAW/SIMPLY PREPAR	503	503		
450190 WASTE CORK,CRUSHED,GRANULATED		1975	566	1765
450310 CORKS AND STOPPERS				11
450390 OTHER ARTICLE OF NATURAL CORK		114		515
450410 BLOCK PLATE SHEET,STRIP CORK	1031	12885	613	10494
460290 OTH BASKET/WICKERWORK/LOOFAH	548	1289	639	1887
470100 MECHANICAL WOOD PULP	32098	111108	18655	111328
470200 CHEM WOODPULP,DISSOLVING GRADE			15477	22792
470311 CHEM WOODPULP UNBLECHED CONIFE	66868	180144	43552	247313
470319 CHEM WOODPULP UNBLE NON CONIFE		12277		
470321 CHEM WOODPULPSEMIBLEACH/BLEACH	295473	996200	276547	860665
470329 OTH CHEMWOODPULP BLE/SEMI-BLEH	201268	446250	169139	729995
470429 CHE W-PULP,S-BLE/BLE NON-CONIF	28069	85563	24725	37133
470500 SEMI-CHEMICAL WOOD PULP	74232	132039	62467	153094
470620 PULP OF FIBRES DERI FROM W-SCR		5734		19851
470691 PULP OTHER CELL MATERIAL MECH				59
470710 UN-BLEACHED KRAFT PAPER		21038		19603
470720 RECOVERED PAPER/PAPER BOARD BL				810
470730 PAPER/PAPERBPARD MACHINE PULP		2138		
470790 WASTE & SCRAP OF OTHER PAPER	237566	631905	142904	526668
480100 NEWSPRINT,IN ROLLS OR SHEETS	209906	1057702	399451	1278112
480210 HAND-MADE PAPER & PAPERBOARD	307	541	442	629
480220 PAPER/P-BOARD PHOTO-SENSITIVE		32	52	128
480240 WALL PAPER BASE		288		
480254 OTH PAPER & PAPERBOARD<40G/SQM	3390	17511	4011	19439
480255 OTH PAPER&PAPERBOARD>40-G/SQM	176147	764247	316627	784016
480256 OTH PAPER&PAPERBOARD IN SHEETS	580	13159	11833	27196
480257 OTH PAPER WT 40-150 G/M2	9448	59932	70335	116051
480258 PAPER & BOARD WT>150G/M2	38665	113510	62789	172194
480261 OTH PAPER&PAPERBOARD IN ROLLS	373	955	209	584
480262 OTH PAPER&PAPER BOARD IN SHEET	308682	1050517	222304	813439
480269 OTH U-C CARBONISING BASE PAPER	22045	81267		1619
480300 TOILET FACIAC TISSUE/TOWEL ETC	26393	119529	23850	61888
480411 KRAFTINER UN COATED UN-BLEACH	136366	488694	148206	495149
480419 OTH KRAFTLINER UNCOAT ROL/SHET	18063	124446	49993	158893
480421 SACK KRAFT PAPER,UNBLEACHED	454232	1293694	376959	1205112

Contd.

10.11 Imports by Economic Categories (Detail)

(In Thousand Rupees)

Items	Sept., 2016	From July, 2016	Sept., 2015	From July, 2015
480429		927		
480431	53789	172069	34939	113597
480439	19760	57864	20045	49293
480441			1348	3234
480442		2730		3561
480451		3877	5632	5632
480459		47933	10520	36484
480511	2497	15774	19589	51241
480512				249
480519		13965	12568	15640
480524	1682	21402	4098	28734
480525	10535	36242	6825	31543
480530	14206	27719	45080	86860
480540	1156	3915	1177	5541
480591	21234	104491	34930	90507
480592	20195	56671	10144	20643
480593	13890	50458	24113	48166
480610		350	60	60
480620	1593	3380	2113	4168
480630	229	5258	2537	6576
480640	20046	48161	11347	45161
480700	350	693	246	5996
480810		869		
480840	1008	1789	52	1290
480890	8332	14031	2413	13333
480920	44217	146015	43505	94942
480990	2938	11702	2392	7119
481013	82592	351344	166520	546431
481014		372	5362	5962
481019	50216	125277	25647	177680
481022		7		1443
481029	192982	623358	127352	586770
481031		3601		
481032	11532	11532	5240	17928
481039	291	2460	793	860
481092	869114	2959030	797230	2779375
481099	29234	123394	34331	62424
481110	85	1619		
481141	193471	514205	264041	728691
481149	5145	89595	6530	113509
481151	1516	1690		
481159	214867	949182	197853	739426
481160	59667	189819	49934	175546
481190	150348	390669	137041	407725
481320	42481	111325	43373	146865
481390	40340	106415	30077	140102
481420	14293	42118	17987	63424
491199	21033	94459	23924	92755
500200	24637	123552	29719	52779
500400	26747	115437	31300	81636
500500	40137	164341	63203	163418
500790	173239	539153	117028	408013
510111	4536	10856	517	7901
510119	14968	74539	78678	304244
510121				5975
510129	7911	7911		
510130	11696	66164		24530
510320		194		
510510		7703	173	663
510529		19404	12047	23875
510539	235	837		

Contd.

10.11 Imports by Economic Categories (Detail)

(In Thousand Rupees)

Items	Sept., 2016	From July, 2016	Sept., 2015	From July, 2015
510610 YARN OF CARDED WOOL 85% WT WOL	20725	104115	22314	115224
510620 YARN OF CARDED WOOL<85% W WOL	14023	41292	29401	39386
510710 YARN OF COMBED WOOL-WOOL=>85%	3715	40532	4001	8886
510720 YARN OF COMBED WOOL-WEIGHT<85%			7789	9793
510810 YARN OF ANIMAL HAIR CARDED.		156		
510990 OTH YARN OF WOOL / ANIMAL HAIR			1428	1904
520100 COTTON, NOT CARDED OR COMBED.	2496777	7488701	640835	5786030
520210 YARN WASTE(INCL.THREAD WASTE)	2545	8915	423	2092
520291 GARNETTED STOCK		1753		
520299 OTHER COTTON WASTE	14413	53126	18579	62960
520300 COTTON, CARDED OR COMBED.		72		
520411 COTTON SEWING THREAD 85%/MORE		1857	230	230
520419 OTH COTTON SEWING THREAD 85%>	10	1812	2477	2932
520420 COTTON SEWING THREAD,RETL SALE	37	37		175
520511 SIN.COT.YAR.U.COM.FIB.D-714.29	4248	35784	9831	135762
520512 S-COT.YARN UCF.D-232.56-714.29	34742	107391	49636	119526
520513 S-COT.YARN UCF.D-192.31-232.56	30868	288945		
520514 S-C. YARN UCF D-125.00-193.31.	15461	47940		
520515 S/C YARN UCF.D< 125.00-193.31.	9149	9149		
520521 S/C YARN COM.FIB D-714.29/MORE		18662		1908
520522 S/C YARN LF.DX.232.56-714.29	45715	97598	78449	232542
520523 S/C.YARN LF.DX.192.31-232.56	6249	30677	11940	14471
520524 S/C YARN COM.FIB.125-192.31-DX	110204	396645	12745	12745
520526 S/C YARN LF. DX. 106.30-125.			1157	18687
520527 S/C YARN COM.FIB.106-36-125-DX	166786	579399	127448	538043
520528 S/C YARN COMBED FIB.< 83.33-DX	220935	377288	278918	585854
520531 MUL/CAB.C/Y.ULF.>714.29DECITEX	44184	115767		91717
520532 MUL/CAB C/Y ULF.232.56-714.29D	1531	1860		482
520535 MUL/CAB.C/Y UN.COM.FIB<125.DX.		25436		14607
520542 MUL/CAB.C/Y CF.232.56-714.29DX	4303	10424	12416	20776
520543 MUL/CAB.C/Y CF.129.31-232.56DX		313		
520544 MUL/CAB.C/Y C.FIB-125-192.31DX		41		
520547 MUL/CAB C.Y CF.83.33-106-38 DX		8757	16162	16162
520548 MUL/CAB.C/Y COM.FIB.< 83.33.DX		16682		2089
520611 S/C YARN UN COM. FIB>714.29 DX	17013	38465	6674	15997
520612 S/C YARN UN.COM. FIB.<71429.DX	5666	9057	6853	42928
520622 S/C YARN COMBED FIB.<714.29DX				85
520624 S/C YARN COMBED FIB< 192.31DX				5526
520625 S/C YARN COMBED FIB<125 DX				4776
520632 MUL/CAB C/Y UCF<D714.29,232.56				166
520634 MUL/CAB C/Y UCF <192.31,125DX		1346		
520635 MUL/CAB C/Y UN-COM F/B<125DX		1599		7186
520645 MUL/CAB C/Y COM FIB<125DX		2239		
520710 C/Y CON>85 % WT OF COT PER-SAL	38	91	74	1125
521225 OTH W-FAB COT PRINTED>200G/SQM		21	119	155
530129 OTH, FLAX,HACKLED NOT SPUN		45040	2750	70874
530290 OTH,TRUE,HEMP RAW,PROSS N-SPUN		348		
530310 JUTE/OTH TEXT BAST FIB RAW/RET	308847	517965	291919	835424
530390 OTH, WASTE OF JUTE&TEXTILE FIB				5573
530500 COCONUT,ABACA RAMIE,RAW/PROCE	11540	37058	8356	48861
530610 SINGLE FLAX YARN	22101	32564	2157	18356
530620 MULTIPLE OR CABLED YARN	952	952		
530710 SINGLE,YARN OF JUTE OR OTH FIB	20369	39058	3904	14928
530720 MULTIPLE OR CABLED YARN(RAMIE)	2285	14675	274	543
530810 COIR YARN	5804	15910	4439	11344
531100 WOV FAB OF OTH VEG TEX FIB		39		1124
540110 SEWING THREAD SYTHA FILAMENT	16555	73273	15242	117749
540120 SEWING THREAD ARTIFICIAL FILAM	95966	552885	325062	819667
540211 HIGH TENANCITY YARN OF ARAMIDS		1918		120
540219 OTH HIGH TENANCITY NYLON YARN	134	7425	427	1718
540220 HIGH TEN YARN OF POLYESTERS	12436	14048	6638	8672

Contd.

10.11 Imports by Economic Categories (Detail)

(In Thousand Rupees)

Items	Sept., 2016	From July, 2016	Sept., 2015	From July, 2015	
540231	FILAMENTS YARN NYLON POLY 50	69335	212386	93930	259568
540232	FILAMENTS YARN NYLON/OTH POLY	11983	84758	821	26548
540233	FILAMENTS YARN OF POLYESTERS	1826397	4266157	1398099	3674220
540234	TEXTURED YARN OF POLYPROPYLENE	39755	101973	13839	75198
540239	OTH, SYNTHETIC FILAMENTS YARN	16468	48157	22134	69073
540244	OTH YARN SINGLE UN-TWIST/TWIST	359891	1198350	403625	1269857
540245	ELASTOMERIC YARN OF NYLON	31371	115673	43138	105091
540246	ELASTOMERIC YARN,POLY-PARTIALLY	450	9555	6457	14849
540247	ELASTOMERIC YARN OF POLYESTERS	561737	1512667	774302	1392244
540248	O-ELASTOMERIC OF SPANDEX/LYCRA	11599	20817	9234	25016
540249	OTH,YARN,SINGLE,50 TURNS/MTR	3628	21358		30558
540251	OTH S/Y TWIST>50/M NYLON,POLYA	2360	13557		3333
540252	OTH S/Y TWS>50/M OF POLYESTER	72225	190315	9436	63690
540259	OTH S/Y TWS>50M OF OTH POLYEST				187
540261	OTH Y-MULTIPLE/CAB NYLON/POLYM	479	2260	533	7323
540262	OTH Y-MULTI/CAB OF POLYESTER	81418	280109	48613	226334
540269	OTH Y-MULTI/CAB NOT RETAIL SAL	5974	20687	20018	37769
540331	OTH Y/S UN-TWIST VISCOSE RAYON	995419	3257326	891892	2261672
540332	OTH Y/S VIS RAY >120TURNS/MTRS	395618	1206625	290861	1301007
540333	OTH YARN,SINGLE CELLULOSE ACET	13208	26413	7800	7800
540339	OTH ARTIF FILAMENT YARN SINGL	65649	307361	113443	266114
540341	OTHER YARN OF VISCOSE RAYON		5463	4233	4233
540349	OTH ARTI FILAMENT YRN VIS RAYO				67
540411	ELASTOMERIC SYN-MONOFILAMENT	1875	1875		2127
540412	OTH MONOFILAMENT OF POLYPROPYL		2782		2448
540419	OTH SYN MONOFILAMENT OF 67-DEX	9296	40218	14440	49708
540490	OTH SYNTH YARN & SYNTH TEX MAT	1738	36049	51120	95340
540500	ARTIFICIAL MONOFILAMENT67D/MORE		5864		
540834	OTH WOV FAB ART.FIL YARN PRINT		223		
550110	SYN FIL TOW NYLON/OOPOLYAMIDES				50
550120	SYN FILAMENT TOW OF POLYESTERS	3985	10079	3484	8305
550130	ACRYLIC OR MODACRYLIC	203671	732353	252854	701364
550190	SYNTHETIC FILAMENT TOW,N.S.				3
550200	ARTIFICIAL FILAMENT TOW	275898	740541	198256	950602
550311	SYN STAPL FIB OF NY OF ARAMIDS	20200	36837	6218	21708
550319	OTH SYN STSPL FIB NOT CARD/COM		27867	502	6762
550320	SYN STA FIB POLYESTER N-CRD/CD	614551	1950695	974121	2975975
550330	SYN STA FIB ACRYLIC N-CRD/COMD	102913	467246	771268	2175735
550340	SYN STAFIB POLYPROPYLENE N-C/C	5872	8322	1126	4570
550390	SYN STAPLE FIB NOT CARDED/COMB	18300	39270	3525	43106
550410	ART-STA FIB VIS RAYON N-CRD/CO	2573053	7800234	1856820	7193669
550490	OTH ART STAPLE FIB NOT CARDED	336453	1260233	441747	1461996
550510	WASTE SYNTHETIC FIBRES	42	742		689
550520	WASTE ARTIFICIAL FIBRES	93	2167	3	3
550610	SYN STA FIB CRD,COM SPIN NYLON			2832	5661
550620	SYN STA FIB CRD,COM SPN POLYES	14486	72578	8682	39998
550630	ACRYLIC FIBRES CARDED/COMBED		3485	109	3833
550690	SYNTHETI FIB CARDED/COMBED NS		88	3842	3842
550700	ARTIFI STAPLE FIB CARDED/COM				583
550810	SEWING THREAD SYN STAPLE FIBRE	6519	11886	3218	7411
550911	S/Y STA FIB 86% WT NYLON	16762	44851	45450	66478
550912	MULTI CAB YRN SYN FIB NYL 85%W	54	54		3711
550921	S/Y SYN STA FIB 85% WT POLYSTR	250630	728975	417496	1180066
550922	MULTI STA FIB 85% W POLYESTER	107051	430126	107969	331683
550931	SINGLE YARN85% OR MORE ACRYLIC		21372	6145	39238
550932	MUL/CAB YARN 85% ACRYLIC FIB	19441	91847	82317	218151
550941	SINGLE YARN 85% WT SYN STA FIB	3578	58947	23694	53915
550942	MUL/CAB YARN SYN STA FIB 85%WT		177		
550951	O/YRN POLYES STA FIB MIX ARTIF	234708	767791	342490	816941
550952	O/YRN MX WITH WOOL/FINE A-HAIR			619	619
550953	OTH YRN OF POLYESTER MIX COTTN	12407	34857	8193	30033

Contd.

10.11 Imports by Economic Categories (Detail)

(In Thousand Rupees)

Items	Sept., 2016	From July, 2016	Sept., 2015	From July, 2015	
550959	OTH YRN OF POLY STAPLE FIBRE	72709	139049	49814	141162
550961	O/YRN OF ACRYLIC S-FIB MX WOOL	15426	15703		2342
550962	OTH YARN ACRYLIC MIX COTTON				51
550969	YARN ACRYLIC FIB NOT FOR R-SAL	14704	78114	23034	101092
550999	OTH YARN SYN FIB NOT FOR R-SAL	1404	1404		13732
551011	S/YRN ART STA FIB>85% STAPLE-F	113133	364628	177068	443822
551012	MUL/CAB YARN ART STA FIB>85%W		169	5264	5264
551030	O/YRN ART STA FIB MIX COT-NRS				6410
551090	O/YRN ATT STA FIB<85%ART ATA-F	14031	44032		144
560290	OTH FELTS,NOT IMPREGNATE,COAT	15952	53129	10728	53450
560311	N-WOVNS, M-MADE FILA>25G/SQM	119596	337666	86121	229402
560312	N-WOV,M-MAD FIL>25G/SQM>70GSQM	92055	313449	66103	250997
560313	N-WOVNS,M-MAD FIL>70G/SQM>150G	33128	89953	41292	119479
560314	N-WOV,M-MAD FLAME WT>150G/SQM	18879	55870	51715	87601
560391	OTH NONWOVENS, WT>25 G/SQM	940	2724	96	96
560392	OTH N-WOV,WT>25G/SQM>70 G/SQM	10328	13670	10638	21848
560393	OTH,NON WOVEN>70G/SQM>150G/SQM	1662	10480	4248	14442
560394	OTH,N-WOVEN WEIGHING>150G/SQM	166729	708013	220881	538544
560410	RUBBER THREA AND CORD,TEX COVE	4	3616	408	454
560490	OTHER,TEXTILE COVERED MATERIAL	8895	21179	12063	32410
581099	OTH TEXTILE MATERIAL.		237	1464	3870
581100	QUILTED TEXTILE PRODUCT PIECE.	5613	19637	8184	16041
590110	TEX FAB.GUM COATED/AMYLAC,SUBS	1690	1880	1423	1711
590290	OTH,TYRE CORD FAB YARN VIS-RYN	1470	1470		1036
590310	TEX.FAB.IMP,COV/LMTD PICAL.	126186	489350	121976	399782
590320	TEX.FAB IMP,COATED,POLYURETHAN	115308	377632	99042	407779
590490	OTH FLOOR COVERINGS, LINOLEUM	8	8		51
590610	ADHESIVE TAPE < 20 CM	5128	15392	3208	5536
590691	RUBBERISED TEX FAB,KNIT/CROCH				308
590699	OTHER,RUBBERISED TEX FAB,N.S	6466	14522	797	19256
590700	TEXTILE FABRICS O/W IMPG/COATD	39731	106820	33301	76874
630800	SETS OF WOVEN FABRICS AND YARN		90		188
630900	WORN CLOTHING&OTH WORN ARTICLE	1229187	4170039	963507	3131684
631010	USED&NEW RAGS,SCRAP,TWINE,ETC				135
640590	OTHER FOOTWEAR	31570	81877	107262	182536
640610	OTH PARTS OF FOOTWEAR N.S.	19721	80653	20544	71158
640620	OUTER SOLE/HEEL OF RUB/PLASTIC	14960	44999	16173	50199
640690	PARTS OF FOOTWEAR/OTH MATERIAL	4141	12130	5635	8869
650100	HAT-FORM/BODY,HOODS OF FELT	41	41		
700800	MUL-WALLED INSULATE UNIT GLASS	16182	36024	4193	11236
700910	REAR VIEW MIRRORS FOR VEHICLES	8291	22499	9105	23365
700991	UNFRAMED GLASS MIRRORS	42919	136701	58860	163195
701399	O-GLASSWARE INDOOR DECORATION	132028	457920	133799	474534
701890	OTH GLASS ART O/T IMI-JEWELERY	3379	16998	7617	30438
701911	SILVER/ROVINGYARN C/STAND=50MM		517	466	984
701912	ROVINGS	12149	32450	12682	38021
702000	OTH ARTICLES OF GLASS	8674	23249	11050	19950
710110	NATURAL PEARLS	2	2		
710122	CULTURED PEARLS WORKED			39	39
710310	UN-WORKED/SIMPLY SAWN PRE-STON	101	1212	3136	4024
710399	OTH SEMI/PRE STONES WORKED N.S	13	13		627
710590	OTH DUST/POWDER NAT SYN PRE ST	57	57		
710691	SILVER UNWROUGHT	3	24	49218	74379
710692	SEMI-MANUFACTURED SILVER	7840	20411	15601	16107
730890	OTH STRUCTURE OF IRON OR STEEL	2009339	5470157	422674	1237352
730900	RESERVATORS,TANKS,VATS SIMICONT	12608	120389	22956	51306
731010	TANKS,CASKS,DRUMS,CANS,BOX>50	3855	5707	946	4517
731021	CAN,CLOSED BY SOLD/CIMP CAP<50		4372	159	18905
731029	OTH TANK,CASK,DRUM,BOX CAP<50	27265	125654	25267	83237
761090	ALUM STRUCTURE & PARTS N.E.S.	31481	131472	28124	73125
761210	COLLAPSIBLE TUBULAR CONTA ALUM	3091	10557	6209	10229

Contd.

10.11 Imports by Economic Categories (Detail)

(In Thousand Rupees)

Items		Sept., 2016	From July, 2016	Sept., 2015	From July, 2015
761290	OTH CASKS,DRUM,CAN,BOXES ALUMI	248591	561791	136103	449491
890800	VESSELS&F-STRU FOR BREAKING UP	2102403	5867980	4087025	6190092
900110	OPTICAL FIB,OPTI FIB BUNDLES	81821	157234	37049	152902
900120	SHEET,PLATE OF POLARISING MATE			17	73
900130	CONTACT LENSES.	445	3612	420	2358
900140	SPECTACLE LENSES OF GLASS.	2375	8088	3762	12268
900150	SPECTACLE LENSES OTH MATERIAL	1148	5888	2809	6712
900190	OTH LENSES, PRISMS, MIRRORS	245	829	4180	9160
900211	OBJECTIVE LENSE CAMRA/PROJECTOR	1702	5805	186	1866
900219	OTHER OBJECTIVE LENSES.	344	2109	753	7006
900220	FILTERS FOR OBJECTIVE LENSES	158	158		226
900290	OTH,MOUNTED OPTICAL ELEMENTS	65	5787	401	1332
900311	FRAMS,MOUNTINGS OF PLASTICS	206	766	926	1499
900319	FRAM,MOUNTING OF OTH MATERIAL	5868	20641	7493	20228
900390	PART FOR FRAMES&MOUNT SPECATLE		458		37
900410	SPECTACLES,GOGGLES SUNGLASSES	30553	82590	29647	68437
900590	PARTS/ACCESSORIE OF BINOCULARS	56	514		23
900610	CAMERA FOR PREPARE PRINT PLATE				224
900630	CAMERA USED IN UNDERWATE SURVY	117	1436		
900659	OTH CAMERA PHOTOGRAPHIC		287	16	86
900661	DISCHARGE LAM FLASHLIGHT APPAR			343	796
900669	OTH PH-GRAPHIC FLASHLIGHT APPA	21	599	39	246
900691	PARTS,ACCE PHOTOGRAPHIC CAMERA	162	1567	829	2957
	B. CAPITAL GOODS TOTAL	31214837	98439880	30093823*	98020521
250100	SALT/PURE SODIUM CHLORIDE	5463	12422	2852	11438
250200	UNROASTED IRON PYRITES	543	543		
250300	SULPHUR OF ALL KINDS	52797	147070	65847	223289
250410	NATURAL GRAPHITE OF ALL KINDS	11540	34155	4227	23566
250490	OTHER,NATURAL GRAPHITE	15	80		
250510	SILICA SANDS AND QUARTZ SANDS	1443	4528	563	3090
250590	OTHER NATURAL SANDS	511	3074	1781	3303
250610	QUARTZ (O/T NATURAL SANDS)		491	458	1915
250620	QUARTZITE ROUGHLY TRIMMED		254		
250700	KAOLIN & OTH KAOLIN CLAYS	51334	180385	52910	186042
250810	BENTONITE	5271	17612	6412	11685
250830	FIRE-CLAY		843		854
250840	OTHER CLAYS	13394	48120	7378	15631
250900	CHALK	4916	16444	681	19517
251110	NATURAL BARIUM SULPHATE	31523	35269	3437	7790
251200	SILICEOUS FOSSIL MEALS	3215	7506	2609	3728
251310	PUMIC STONE W/NOT HEAT TREATED	11509	36875	8614	29647
251320	EMERY,NATURAL CORUNDUM,GARNET	3524	11499	5885	13495
251400	SLATE,WHET/NOT ROUGHLY TRIMED		763		
251511	MARBLE/TRAVERTINE,CRUDE ROUGH	553	3118	37384	89190
251512	MARBLE,TRAVERTINE,MERELY CUT	798	4730		574
251611	GRANITE,CRUDE/ROUGHLY TRIMMED	1885	8061	6208	11437
251612	GRANITE,MERELY CUT,BY SAWING	2691	3524		
251620	SANDSTONE,CRUDE/ROUGHLY TRIMED	524	1591		
251710	PEBBLES,GRAVEL/CRUSH STONE ETC	377	846		20
251741	GRANULES,CHIP & POWDER,MARBLE		5006		
251749	OTH GRANULE,CHIPPING & POWDER		8724	246	6790
251830	DOLOMITE RAMMING MAX		1472	1347	1347
251910	NAT.MAG.CARBONATE (MAGNESITE)	383	537		1153
251990	OTH FUSED MAGNESIA,DEAD BURNED	14944	48784	4277	26422
252010	GYP SUM; ANHYDRITE	1610	9533	4616	15176
252020	PLASTERS OF CALCINED GYP SUM	326	2065	241	2112
252100	LIMESTONE FLUX;LIMESTON CEMENT		81		509
252210	QUICKLIME	63	676		446

Contd.

10.11 Imports by Economic Categories (Detail)

(In Thousand Rupees)

Items	Sept., 2016	From July, 2016	Sept., 2015	From July, 2015	
252220	SLAKED LIME	309	2049	90	1777
252310	CEMENT CLINKERS	12988	77117	7213	18314
252329	OTHER PORTLAND CEMENT	41341	150784	79821	201758
252330	ALUMINOUS CEMENT(CEMENT FONDU)	1022	3071	1070	1247
252390	OTHER HYDRAULIC CEMENTS		58994	38056	96454
252490	OTHER ASBESTOS	28457	74890	1617	40767
252520	MICA POWDER		530	1019	1041
252610	NATURAL STEATITE,NOT CRUSHED	122022	258113	1642	9203
252620	NATURAL STEATITE,CRUSH/POWDER	256	4114	2410	9219
252800	NATURAL BORATES & CONCENTRATES				123
252910	FELDSPAR	1285	3263		
252921	FLUORSPAR<97% CALCIUM FLORIDE			47	84
252922	FLUORSPAR>97% CALCIUM FLORIDE	28	3192		112
252930	LEUCITE;NEPHELINE,NEPH SYENITE			1479	1808
253010	VERMICULITE,PERLITE CHLORITES	628	697	4298	4859
253090	OTHER,MINERAL SUBSTANCES	22165	85525	21373	94018
260111	IRON ORES,CONCEN,NON-AGGLOMERT				142300
260700	LEAD ORES AND CONCENTRATES	3045	4430	1114	3196
260800	ZINC ORES AND CONCENTRATES				3662
261000	CHROMIUM ORES AND CONCENTRATES		1840	921	921
261400	TITANIUM ORES & CONCENTRATES		7270	3978	14461
261590	OTH NIOBIUM,TANTALUM,VANAD ORE				156
261800	GRANULATED SLAG M/G IRON,STEEL	27048	99533	53120	161655
261900	SLAG,DROSS OTH WASTE,IRN/STL		1157	15587	21960
262011	HARD ZINC SPELT MAINLY OF ZINC	1475	2011	816	3039
262019	OTH,ASH&RESIDUE C/MAINLY ZINC			1318	1866
262040	ASH&RESIDUE MAINLY OF ALUMNIUM	266	532		741
262190	OTH SLAG &ASH,RESIDUES M-WAST		870	665	665
270111	ANTHRACITE NOT AGGLOMERATED		182	850	3512
270112	BITUMINOUS COAL,NOT AGGLOMERAT	2208096	8565427		
270119	OTHER COAL,NOT AGGLOMERATED	1749245	5212151	2739550	12479749
270120	BRIQUETTES SIMILAR SOLID FUEL				64
270210	LIGNITE NOT AGGLOMERATED				1951
270300	PEAT INCLPEAT LITTER	21	12246	1095	5616
270400	COKE/SEMI OF COAL,RETORT CARBN	236438	824286	135024	571655
270500	COAL GAS,WATER GAS,SIMILAR GAS				190
270600	TAR FROM COAL/LIGNITE/PEAT ETC			765	765
270720	TOLUOLE (TOLUENE)			51	2379
270730	XYLOLE (XYLENES)	118772	435625	130672	442071
270750	OTH STOCK FOR CARBON BLACK	32446	44347	6648	40378
270791	CREOSOTE OILS	945	945		
270799	OTH OIL /PROD DISTLION COALTAR	1220	80541	43609	155670
271019	KEROSENE,INCL KER.TY. JET FUEL	1436775	3983321	1528922	4237641
271129	OTH GAS HYDROCARBON GAS STATE	1804	3691	1837	1940
271210	PETROLEUM JELLY	25950	81807	38985	255196
271220	PARAFIN/WAX,CONT WT<0.75%OIL	15996	53079	34733	105393
271390	OTH RESIDUE PETROLEUM BITUMEN				2998
271500	BITUMEN MIXTURES,NATURAL	7077	15508	1377	15123
271600	ELECTRICAL ENERGY	568865	2772317	1026160	1026160
280120	IODINE		19969	22535	45455
280200	SULPHUR,SUB/PRE COLLI.SULPHER		302		410
280300	CARBON(INCL CARBON BLACK)NES	124243	647359	88697	447274
280410	HYDROGEN.	270	924	704	1177
280421	ARGON	5453	12709	4202	13598
280429	OTHER, RARE GASES.	13189	27443	8750	30911
280430	NITROGEN	467	612	259	2667
280440	OXYGEN	101	101	224	1206
280461	SILICON CON & 99.99% BY WEIGHT				4830
280469	OTHER SILICON	10352	14134	1841	9460
280470	PHOSPHORUS		10865	418	9072
280480	ARSENIC			8554	8554

Contd.

10.11 Imports by Economic Categories (Detail)

(In Thousand Rupees)

Items	Sept., 2016	From July, 2016	Sept., 2015	From July, 2015
280490 SELENIUM	5958	20144	12465	24167
280512 CALCIUM		746		
280519 OTHER ALKALI METALS	2183	11019	3155	20259
280540 MERCURY	28	6065		2282
280610 HYDROGEN CHLORIDE (HCL ACID)	688	804	20	7591
280700 SULPHURIC ACID; OLEUM	1258	2103		81
280800 NITRIC ACID;SULPHONITRIC ACIDS	5014	19589	22460	32061
280910 DIPHOSPHORUS PENTAOXIDE	1319	3086		1249
280920 PHOSPHORIC/POLPHOSPHORIC ACIDS	2427960	6731681	2799000	8011949
281000 OXIDES OF BORON;BORIC ACIDS	14837	52144	37663	91131
281111 HYDROGEN FLUORIDE	3374	5019	1116	3628
281119 OTHER INORGANIC ACIDS.	10567	33423	10203	28808
281121 CARBON DIOXIDE	166	73238	55	413
281122 SILICON DIOXIDE (SILICA)	47145	159889	76660	203165
281129 OTH INORGANIC OXYGEN COMPOUNDS		6719	756	6306
281210 CHLORIDES AND CHLORIDE OXIDES				24
281290 OTH HALIDE/HALIDE OXIDES	846	1166	868	1437
281310 CARBON DISULPHIDE	14	14		
281390 OTH SUPHIDE OF NON-METALS		2638		2741
281410 ANHYDROUS AMMONIA		452		
281420 AMMONIA IN AQUEOUS SOLUTION	3477	7524	7585	11264
281511 SODIUM HYDROXIDE SOLID	9303	32406	10934	31753
281512 SODIUM HYDROXIDE AQUEOUS SOL		1006	387	424
281520 POTASSIUM HYDROXIDE (CAUSTIC)	16650	86410	6126	44448
281530 PEROXIDES OF SODIUM/POTASSIUM	3	3		
281610 HYDROXIDE/PEROXIDE OF MAGNESUM	862	14412	2645	17828
281640 STRONTIUM OXIDE,H-OXIDE,PEROXI	35	2013		
281700 ZINC OXIDE;ZINC PEROXIDE	10798	51294	19728	73484
281810 ARTIFICIAL CORUNDUM NOT DEFIN	6118	12920	2119	11989
281820 ALUMINIUM OXIDE O/T ARTIFICIAL	32157	65045	7124	49641
281830 ALUMINIUM HYDROXIDE	18545	99800	61238	125277
281910 CHROMIUM TRIOXIDE	11672	17112	740	34799
281990 OTH,CHROMIUM OXIDES&HYDROXIDE	750	3488		1857
282010 MANGANESE DIOXIDE		1491	459	459
282090 OTHER, MANGANESE OXIDES	2111	13628		
282110 IRON OXIDES AND HYDROXIDES	50827	163362	45581	148804
282120 EARTH COLOURS				56
282200 COBALT OXIDE & HYDROXIDE	1876	17045	10124	20877
282300 TITANIUM OXIDES.	18454	46908	30099	77361
282410 LEAD MONOXIDE(LITHARGE,MASICOT	4398	4940	791	11430
282490 OTHER, LEAD OXIDES			5588	5588
282510 HYDRAZINE, YDROXYLAMINE SALT	13219	20272	1579	17116
282520 LITHIUM OXIDE AND HYDROXIDE				3945
282530 VANADIUM OXIDES AND HYDROXIDES				206
282540 NICKEL OXIDES AND HYDROXIDES		2374		
282580 ANTIMONY OXIDES	571	1655	15745	33348
282590 OTH INORGANIC BASE/METAL OXIDE	559	4969	1035	2847
282619 OTHER, FLOURIDES	1850	4891	2174	3188
282690 OTHER,COMPLEX FLUORINE SALTS	204	204	1093	5468
282710 AMMONIUM CHLORIDE	6918	17613	10152	20150
282720 CALCIUM CHLORIDE	3343	21005	8355	40239
282731 CHLORIDES OF MAGNESIUM	9050	12274	2032	11219
282732 CHLORIDES OF ALUMINIUM			426	1927
282735 CHLORIDES OF NICKEL	2142	9229	917	7607
282739 OTHER CHLORIDES:	11565	27166	4106	33254
282741 CHLORIDE OXIDE/HYDROXIDE COPER		73	79	79
282749 OTH CHLORIDE OXIDE/HYDROXIDES	76	156	47	47
282751 SODIUM POTASIUM BROMOMIDES	28	274	2825	3126
282759 OTH BROMIDE/BROMIDE OXIDE	35	110400	3423	9160
282760 IODIDES AND IODIDE OXIDES	1206	1739	274	6791
282810 COM CAL HYP (BLEACHING POWDER)		85		

Contd.

10.11 Imports by Economic Categories (Detail)

(In Thousand Rupees)

Items	Sept., 2016	From July, 2016	Sept., 2015	From July, 2015	
282890	OTH HYPOCHLORITES/HYPOBROMITES	4186	18909	2366	13570
282911	CHLORATES OF SODIUM	1814	1814	3622	6237
282919	OTH CHLORATES/PERCHLORATES	11592	90758	32225	101792
282990	OTH BROMATES/PERBROMATE/IODATE	58	596	70	26091
283010	SODIUM SULPHIDES	101082	277186	77263	247159
283090	OTH, SULPHIDES, POLYSULPHIDES	109	109		22
283110	SODIUM DITHIONITE,SULPHOXYLATE	62088	219754	90087	286825
283190	OTH DITHIONITE & SULPHOXYLATE	30165	233692		186830
283210	SODIUM SULPHITES(NEUTRAL)	14977	61962	22532	92698
283220	OTHER SULPHITES	3	6961	3173	3287
283230	THIOSULPHATES	613	2510	18	1546
283311	DISODIUM SULPHATE	119599	389587	95405	372051
283319	OTHER SODIUM SULPHATES	2087	9546	925	1976
283321	MAGNESIUM SULPHATE(EPSOM SLATE	1591	7371	3499	12096
283322	SULPHATES OF ALUMINIUM	1240	13824	3949	13105
283324	SULPHATES OF NICKLE	8338	25691	5242	15466
283325	SULPHATES OF COPPER	13216	44506	11975	31650
283327	SULPHATES OF BARIUM	5930	15000	2555	10654
283329	OTHER SULPHATES	57417	295718	96368	387771
283330	ALUMS	9	9	491	491
283340	PEROXOSULPHATES(PERSULPHATES)	3841	22724	170	9173
283410	NITRITES		20727	2227	6771
283421	NITRATES OF POTASSIUM	2823	13962	6292	28092
283429	OTHER, NITRATES	5150	14517	2180	12015
283510	PHOSPHINATES & PHOSPHONATES	2069	3109	838	1444
283522	PHOSPHATES OF MONO-OR DISODIUM	11314	40366	6835	34868
283524	PHOSPHATES OF POTASSIUM	3259	9121	151	1884
283525	CALCIUM HYDROGEN-ORTHOPHOSPHAT	153313	355778	50717	169652
283526	OTH CALCIUM PHOSPHATE (PURE)	68614	119466	3184	18919
283529	OTHER, PHOSPHATES	1615	5601	2803	8698
283531	SODIUM TRIPHOSPHATE	50764	185350	36777	129784
283539	OTHER, POLYPHOSPHATES	25091	58123	19849	59481
283620	DISODIUM CARBONATE NATURAL	80267	405830	94680	223544
283630	SODIUM HYDROGEN CARBONATE	10773	45610	13892	57640
283640	POTASSIUM CARBONATE	4294	31723	22520	47514
283650	CALCIUM CARBONATE	13623	37353	16982	47822
283660	BARIUM CARBONATE	19153	29290	20592	93908
283691	LITHIUM CARBONATE			558	558
283692	STRONTIUM CARBONATE	5	5		
283699	OTHER, CARBONATES	34665	160140	60668	117737
283711	CYANIDES OF SODIUM	10549	10549	3041	22067
283719	OTH CYANIDE/OXIDES		597	27	103
283720	COMPLEX CYANIDES	86	150	27	94
283911	SODIUM METASILICATES	1374	5050	3711	10697
283919	OTHER, SILICATES	1317	4481	171	2701
283990	OTHER, METAL SILICATE	122	6485	2776	14949
284011	SODIUM TETRABORATE ANHYDROUS				24
284019	OTH DISODIUM TETRABORAT(REFINE	20335	70073	7650	58250
284020	OTHER, BORATES		14836		12255
284130	SODIUM DICHROMATE	15598	29160	30481	83966
284150	OTH CHROMATE DI/PER CHROMATES	2308	41008	45	1090
284161	POTASSIUM PERMANGANATE	5276	15213	5161	18076
284170	MOLYBDATES	124	431	605	1252
284180	TUNGSTATES (WOLFRAMATES)			23	23
284190	OTH,SALT OXOMETALIC/PEROX ACID	5	400	1060	5718
284210	DOUBLE OR COMPLEX SILICATES.	12877	57937	20134	54816
284290	OTHER SALTS OF INORGANIC ACIDS	6943	15180	13494	87018
284321	SILVER NITRATE.	1012	1153	1296	1738
284329	OTHER,SILVER COMPOUNDS	272	837	2272	2713
284330	GOLD COMPOUNDS.	26	26		
284390	OTHER COMPOUNDS,AMALGAMS		3922		35

Contd.

10.11 Imports by Economic Categories (Detail)

(In Thousand Rupees)

Items	Sept., 2016	From July, 2016	Sept., 2015	From July, 2015
284410				101
284430			66	66
284440			8406	30066
284590	40685	69307		602
284610		1046		2166
284690	1827	3184	1692	2443
284700	14	3015		51200
284700	69852	196558	9474	
284800	18	18		
284910	40800	142204	20164	207231
284920	5795	12455	1819	7192
284990				2
285000	184	479	181	2858
285210	2763	6527	273	1886
285290	3331	14488		
285300	926	2216	241	1285
290899	8030	23130	480	15547
290911		190		
290919	1897	6802	6498	10680
290920		405		63
290930	6271	18510	6230	20943
290941	103092	322177	34717	166194
290943	11106	26422	7005	44738
290944	14663	83926	24313	59527
290949	19487	63465	16714	83498
290950	1713	13353	5989	10970
290960	29294	70440	15777	61861
291010				1913
291030	7785	23323	13660	22909
291090			1558	2239
291100	139	2994		188
291211		2153		923
291219	4689	27576	12031	43887
291221	900	996		
291229	1499	7728	961	4765
291241	10179	20212	14894	23995
291242	512	1549	1104	5158
291249	23	1048		161
291260	5822	10132	7792	21243
291300		30		4
291411	2908	13053	1279	21078
291412	9268	36418	49245	136504
291413	14	450	2819	7657
291419	3	437	22	344
291422	1907	23873	5683	37348
291423		4364		140
291429	2918	8374	1104	4164
291439	816	2633	124	389
291440	1812	11004	5025	19266
291450	402	3015	3434	10413
291469	5816	18395	5535	18081
291470	73	861		8
291899	43742	124823	56234	136361
291910	307	307		
291990	2969	24930	4915	13709
292019		73		
292090	10941	31912	1294	42188
292111		7307	11988	24322
292119	6387	16386	341	8873
292121	11605	29755	17196	31360
292122		3657	3330	3330
292129	2105	16002	1050	2668

Contd.

10.11 Imports by Economic Categories (Detail)

(In Thousand Rupees)

Items	Sept., 2016	From July, 2016	Sept., 2015	From July, 2015	
292130	CY-CLANIC,LENIC LOTERPENI/SALT	3638	24718	6384	15734
292141	ANILINE AND ITS SALTS	2761	5760	961	2014
292142	ANILINE DERIVATIVES/ITS SALT	21185	71861	10038	57914
292143	TOLUIDINE/ITS DERIVATIV/SALT	12750	13458	2820	15537
292144	DIPHENYLAMINE/ITS DERIV/SALT	26	26	212	212
292145	1,2-NAPHTHYAMINE/ITS DERIVATE	2844	10598	3503	18674
292149	OTH,AROMATIC MONOAMIN DER/SALT	102292	314299	71330	138854
292151	O,M,P-PHENYLENE,DIAMINE SALT	22558	103001	31291	69919
292159	OTH AROMATIC POLYAMIN DER/SALT	7297	11574	890	25482
292211	MONOETHANOLAMINE AND ITS SALTS		18931	2324	9506
292212	DIETHANOLAMINE AND ITS SALTS	6154	13321	5282	33152
292213	TRIEHANOLAMINE AND ITS SALTS	11386	43055	5115	17966
292219	OTH AMINO-ALCH ETHER/ESTR/SALT	109608	333151	72365	225481
292221	AMINOHYDROXYNEPHLENE ACID/SALT	23819	83415	8676	69314
292229	OTH AMINO NAPHTHOL/PHENOL ETHER	66158	249935	57822	140673
292239	OTH AMINO ALDEHYDES	480	4595	37548	57212
292241	LYSINE/ITS ESTER SALT THEREOF	119383	321907	193810	659881
292242	GLUTAMIC ACID AND ITS SALTS	85659	562247	297017	752813
292249	OTH AMINOACID/ESTER O/T OXYFUN	326202	968107	281366	866486
292250	AMINO-ALCHL/ACIDPHENOL/IT COMP	73055	257612	49077	239085
292310	CHOLINE AND ITS SALTS	4707	8159	2706	7945
292320	LECITHIN/OTH PHOSPHOAMINOLIPID	5741	31533	7876	36431
292390	OTH QU-AMMONIUM SALT/HYDROXID	38743	137180	40404	129219
292419	OTH AMIDE COMP,CARBONIC ACID	42324	147124	42694	211066
292421	UREINES/DERIV/SALT THEREOF	5448	9498		12128
292429	OTH CYCLIC AMIDE DERIV/SALTS	95080	450390	146662	452560
292511	SACCHARIN AND ITS SALTS	23388	65239	18770	70017
292519	OTH IMIDE/DERIV/SALT THROF	8098	8611	1627	1627
292529	DIPHENYL-GUANIDINE	44473	155481	34787	151485
292610	ACRYLONITRILE		10121		5550
292620	1-CYANO GUANIDINE(DICYANDIAMIDE	12607	17802	1012	14534
292690	OTH,NITRILE-FUNCTION COMPOUNDS	285565	2674238	262215	2364198
292700	DIAZO-,AZO-/AZOXY-COMPOUNDS	6671	63810	30939	76425
292800	ORGANIC DERV,HYDRAZIN/HYDOXY	9363	22101	13219	25623
292910	ISOCYANATES W-NITROGEN FUNCTIO	474146	1025640	249006	538417
350790	OTH ENZYMES/REP ENZYMES	302945	826111	193707	629940
360200	PREP EXPLOSIVE O/T POWDER	20041	20041		
381590	OTHER CATALYTIC PREPARATIONS	25565	100531	31121	96695
401039	TRANS SYS.BELT OTH 150-198 CM	7636	41475	15192	43555
401110	NEW PNEUM TYRES FOR MOTOR CARS	405650	1362359	287459	750675
401120	NEW PNEUM TYRES FOR BUS/LORRY	2334871	7551400	2042900	7328552
401130	NEW PNEUM TYRES RUB AIRCRAFTS	20337	79906	59240	128250
401140	NEW PNEUM TYRE RUBB MOTORCYCLE	2436	9916	4104	16219
401150	NEW PNEUM TYRE RUBB BICYCLES	1122	5265	1508	8252
401161	TYRE AGRICULTURE VEH/MACHINE	172802	498016	114207	453352
401162	TYRE INDUSTRIAL VEH=61 CMS	985	985		866
401169	OTHER TYRE HERRING BONE	2437	3442	1007	2571
401192	OTHER TYRE AGRICULTURE/MACH		824		2419
401193	OTH TYRE INDUSTRIAL VEH=61 CM	4919	11684	2324	8136
401194	OTH TYRE INDUSTRIAL VEH>61 CM		1854		2667
401199	OTH TYRE NEW PNEUMATIC RUBBER	190124	406212	66589	222043
401211	RETREATED TYRES FOR MOTORCARS				188
401212	RETREATED TYRE FOR BUSES/LORRY	10	10	63	63
401213	RETREATED TYRE FOR AIRCRAFTS			3834	10882
401219	OTHER RETREATED TYRE OF RUBBER	6	1248	86	242
401220	USED PNEUMATIC TYRES OF RUBBER	26	26		91
401290	OTH USED PNEUMATIC TYRE RUBBER	2477	10563	2776	15396
401310	INNER TUBES,OF MOTOR CAR/BUSES	20928	67599	26368	65956
401320	INNER TUBES FOR BICYCLES	928	6463	613	6518
420340	OTHER CLOTHING ACCESSORIES	18766	36651	12014	31144
440290	OTH WOOD CHARCOAL NOT AGGLOMER	1542	2113		1280

Contd.

10.11 Imports by Economic Categories (Detail)

(In Thousand Rupees)

Items	Sept., 2016	From July, 2016	Sept., 2015	From July, 2015
440500 WOOD WOOL;WOOD FLOUR.	3492	8166		
440690 OTH RAILWAY SLEEPERS OF WOOD		840		
440710 CONIFEROUS WOOD SPECI SAW/CHIP				12308
440725 TROPICAL WOOD DARK RED MERANTI	20782	39221	21916	74271
440726 TROPICAL WOOD WHITE LAUAN ECC	36651	72926	30452	78136
440727 SAPELLI		2763		
440729 OTH TROPICAL WOOD NON-CONF SAW	308265	1052419	214150	888791
440791 OAK WOOD,SWAN/CHIPPED LEN WISE	1351	1351		6229
440792 BEECH WOOD SWAN/CHIPPED L/WISE	7353	23958	6070	9548
440793 OTH TROPICAL WOOD OF MAPLE	165	165		
440794 OTH TROPICAL WOOD OF CHERRY			375	705
440795 OTH TROPICAL WOOD OF ASH	75617	195276	53631	186305
440890 OTH.LAMINAT WOOD SAWN.SLICED6M	17219	39002	12733	26464
440921 WOOD NON-CONIFEROUS OF BAMBOO	8	1164	317	735
441700 TOOLS/BODIES/HANDLE OF WOOD	1114	4852	456	519
441810 WINDOWS FRENCH WINDOWS & FRAME		593		
441820 DOORS FRAMES AND THERSHOLDS	14766	35519	14545	68608
441840 SHUTTERING FOR CONCRETE C/WORK		78	4460	4460
441871 ASSE FLOOR PANEL(MOASIC FLOOR)		8		
441879 OTH ASSEMBLED FLOORING PANELS	120	1324	1000	33173
551694 W-FAB ART FIB<85%WT O/FIB PTIN	206899	657463	192751	543169
560121 OTH ARTICLES OF COTTON WADDING	136	555	1057	2419
560122 OTH WADDING OF MAN-MADE FIBRES	774	814	296	1622
560129 OTHER, WADDING ARTICLES		4940	3782	11382
560600 GIMPED YARN,AND STRIP AND LIVE	22262	76446	66654	223162
560721 BINDER/BALER TWINE OF SISAL		3871	2759	4346
560729 OTH,TWINE,CORDAGE,ROPE&CABLE	2885	10141	3003	6687
560741 BINDER/BALER TWINE OF POLYTHNE		6411	286	2566
560749 OTH TWINE,CORDAGE,ROP,CAB POLY	10847	45292	22288	32713
560750 TWINE,CORDAGE,ROPE,OTH SYN FIB	8033	18293	6237	18436
560790 OTH,TWINE,CORDAGE,ROPE & CABLE	3891	21309	5090	25813
560811 FISHING NETS MAN-MADE TEX MAT	34862	99863	37481	139028
560819 OTH, MADE UP NETS OF TEX MAT	15665	40153	24039	57220
560890 OTH,NOTTED NETS/NETTING ROPE	18970	24419	3423	8477
591000 TRANSMISON CONYOR BELT TEX MAT	13855	28842	14444	46901
591110 TEX FAB,FELT & FELT-LINED FAB.	14648	55824	19174	38911
591120 BOLTING CLOTH,WHET/NOT MADE UP	7132	15050	4705	9232
591131 TEX FAB & FELTS,< 650G/SQM .	14512	25867	3220	26512
591132 TEX FAB & FELTS,>O650G/SQM .	14700	65072	31716	64230
591140 STRAINING CLOTH USED OIL PRESS	5	1368	884	1777
670490 WIGS,BEARD,EYE-BROW OF OTH MAT	7	7	451	1065
680100 ARTICLE OF STONE PLAS CEMET		1102	6	6
680221 OTH MONUMENTAL BUILD STONE/ART	18103	77199	38390	93227
680223 GRANITE	71157	249132	123397	374461
680229 OTHER STONE	640	640	90	227
680291 OTH MARBL TRAVERTIN&ALABASTER	2815	8560	94	6164
680293 OTHER GRANITE	7312	30345	312	5235
680299 OTHER STONE	11239	24427		1220
680690 OTH ARTICLE OF HEAT INSULATING	15083	19495	9238	21283
680710 ARTICLE OF ASPHALT IN ROLL	584	6687		2372
680790 OTH ARTICLE OF ASPHALT MATERL		33	13	13
681099 OTH ARTICLE OF CEMENT		606	7	2718
681181 CORRUGATED SHT NOT CON ASBESTO		2315		
681182 O-SHT,PANEL,TILES,NOT CON ASBE	40800	63201	14566	38392
681599 OTH ARTICLE OF STONE OTH MINRL	4659	21070	4047	8892
690100 BRICK , TILE OF SILI FOSSIL	23	75	66	3372
690210 REF BRICK,TILE>50%MG,CA	80558	223119	135736	315269
690220 CERAMIC>50%SILICA,ALUM	12255	69930	60403	89396
690390 OTH REFRECTORY CERAMIC GOODS	32212	76325	9745	36770
690490 OTH C/FLOORING BLOCKS F/TILE	9	1574	42	268
690510 ROOFING TILES	45	45		4123

Contd.

10.11 Imports by Economic Categories (Detail)

(In Thousand Rupees)

Items	Sept., 2016	From July, 2016	Sept., 2015	From July, 2015	
690590	OTH CHIMNEY-POTS,COWLS,ETC.	6639	14603	48	48
690600	CERAMIC PIPES CONDUITS&FITING	64	64		
690710	TILES CUBES ETC W/N RECT<7CM		188	7269	20233
690790	OTH,UNGLAZED CERAMICS	368462	1162215	339308	1149486
690810	TILES CUBES AND SIMILAR ARTICL		427	9660	24862
691490	OTH CERAMIC ARTICLES O/TH PORN	577	34915	183	9358
700100	CULLET AND OTH WAST&SCRAP,GLAS			147	2049
700210	BALLS IN GLASS UNWORKED	5930	15942	1456	3562
700232	TUBE OF OTH GLASS UNWORKED	3	408		134
700239	OTHER, TUBES IN GLASS	44521	125669	29090	102748
700312	NON-WIRED SHEETS COLOURED,FLAS	13603	26420	6323	23939
700319	OTH NON WIRED SHEETS OF GLASS	17237	27187	3737	13282
700320	WIRED SHEETS GLASS	3021	3021		3902
700330	PROFILES OF GLASS				3041
700420	GLASS COLOURED OPACIFIED FLASH				257
700490	OTHER GLASS	3674	15353	929	16324
700510	NON-WIRED GLASS HAVE ABSORBENT	9836	49989	25519	88246
700521	NON-WIRED GLASS COLOURED,OP/FE	7085	40437	6144	39320
700529	OTHER, NON-WIRED GLASS	5835	33746	11080	46940
700600	GLASS BENT, EDGE-H-70.03,04,05	7618	26216	825	45015
700711	THOUGHENED SAFTY GLASS FOR VES	44862	103539	29919	72377
700719	OTH THOUGHENED SAFTY GLASS	26475	98082	2646	49727
700721	LAMINATED SAFTY GLASS VEH/VESL	6180	23178	6978	26976
700729	OTHER, LIMINATED SAFETY GLASS	8340	38815	2289	45563
701090	OTH CARBOYS BOTT,FLASK,JAR,POT	130672	350927	55610	199763
701110	FOR ELECTRIC LIGHTING	6691	20254	9147	25179
701120	FOR CATHODE-RAY TUBES		168		
701400	SIGNALLING GL-WARE,OPTCAL ELEM	981	3036	1203	2539
701510	GLASS FOR CORRECTIVE SPECTACLE		6		439
701610	GLASS CUBES/OTH SMALLWARE	8215	17108	4051	21929
701919	OTH YARN OF GLASS FIBRE/THREAD	92	15446	409	5185
701931	GLASS MATS	30178	135278	50873	140742
701932	THIN SHEETS (VOILES)	71576	235278	52497	113234
701959	OTH WOVEN FABRICS	1839	4241	1293	8329
710210	UNSORTED, (ROUGH) DIAMONDS		1665	3902	3902
710490	OTH SYN/RECONSTI SEM/PRE STONE	110	110		8827
711890	OTHER COIN	169	11940	15	15
720110	NON-ALLOY PIG IRON<0.5% PHOSP	94453	265055	33249	236622
720120	NON-ALLOY PIG IRON>0.5% PHOSP		149		
720211	FERRO-MANGANESE CONT 2% CARBON	53106	149159	60453	166108
720219	OTH FERRO-MANGANESE	9056	9056	2882	9536
720221	FERRO-SILICON CONT >55% SILICON	6438	121932	38271	159042
720229	OTH FERRO-SILICON	9434	32175	15218	36313
720230	FERRO-SILICO-MANGANESE	177753	385057	107604	424751
720241	FERRO-CHROMIUM CONT >4% CARBON	649	4974	2399	9476
720249	OTH FERRO-CHROMIUM	2291	3943	1881	3656
720250	FERRO-SILICO-CHROMIUM		1045		
720270	FERRO-MOLYBDENUM		3005		6529
720280	FERRO-TUNGSTEN&FERRO-SIL-TUNGS	252	733	206	689
720293	FERRO-NIOBIUM	157	157	99	99
720299	OTHER FERRO-ALLOYS		1058		2617
720390	OTH FERROUS PRODUCTS	43	43		
720410	WASTE/SCRAP OF CAST IRON	6913	30050	4721	16972
720421	WASTE/SCRAP OF STAINLESS STEEL	14928	76949	17183	94755
720429	WASTE/SCRAP OF OTH ALLOY STEEL	255	282	659	3204
720430	WASTE/SCRAP TINNED IRON/STL	152892	535603	335570	1180400
720441	TURNING,SHAVING,MILLING WASTE	2601342	8077108	2807141	9271441
720449	OTHER FERROUS WASTE AND SCRAP	4002551	11470337	3987629	13025299
720450	REMELTING SCRAP INGOTS	4339	14220		
720510	GRANULES OF PIG IRON	4303	11227	1502	12176
720529	OTH POWDER PIG IRON&SP IRON/ST	215	6107		9861

Contd.

10.11 Imports by Economic Categories (Detail)

(In Thousand Rupees)

Items	Sept., 2016	From July, 2016	Sept., 2015	From July, 2015
720610		8866		
720690		231		
720711		71420	160776	1053990
720712		50120		
721790	40711	70380	14011	48927
722300	14589	46659	15871	48176
732599	21092	48240	26600	79696
732611	915	1047	5	209
732690	746848	2122312	284916	718979
740200				30
740311	959411	2259005	761505	2368551
740312	23	14444		
740319	222	3176	414	5487
740321		1231	561	4644
740322	1840	6568	3607	7330
740329	923	1787	90	711
740400	87944	286267	56167	221138
741999	3592	14952	3954	8941
750210	52065	230143	101008	300895
750220	15	324	113	215
750890	85554	201619	51191	187193
760110	610567	1400995	551929	1219385
760120	236699	765702	241463	692222
761699	128332	178101	38025	328412
780110	848298	2819093	1062203	2609240
780191	9548	42660	23996	39891
780199	17990	54941	23939	60960
780600	1949	10246	4776	7660
790111	170664	420924	140496	523471
790112			178338	511855
790120	10030	381011	27813	78965
790700	2799	12112	218	25161
800110	40751	168499	13126	115642
800120	2084	2084		1276
800700		33		1822
810196		1993	466	3510
810199	30	608		529
810296		446	253	734
810390	129	442		
810411	220	2241	1774	7415
810419				12
810490	2779	2779		14
810520	11657	21584		22300
810590		755	180	503
810600				740
810790			486	836
810890	7008	20980	1591	3297
810990	24019	24019	790	1990
811010	85553	253255	77618	191740
811100	82	6315	99	5156
811221	82	137	139	365
811229	139	281		99
811299		28		
961900	947562	2303268	1288889	3066675
3. CAPITAL GOODS TOTAL	133037183	427802584	101079970*	306054883
010612		5687		
010619	43	7420	145	923
010620			43	43
010631		220	286	310

Contd.

10.11 Imports by Economic Categories (Detail)

(In Thousand Rupees)

Items	Sept., 2016	From July, 2016	Sept., 2015	From July, 2015
010632 PSITTACIFORMES(INCL.PARROTS)	2713	13426	7117	15919
010633 OSTRICHES,EMUS(DROMAIUSNOVAEH)		648		
010639 OTHER BIRDS	210	244	308	452
010641 INSECTS	15211	18139	5879	7260
010690 OTHER LIVES ANIMALS	1013	5317	1406	3908
621790 PARTS OF GAR/CLOTH ACCESSORI	179	2278	1292	3199
680410 MILL STONE AND GRIND STON MIL	13853	55971	7610	63094
680421 OTH MILLSTONE OF AGGLOMER SYNT	7812	36270	1564	16086
680422 MILL STONE AND GRIND STONE/OTH	61862	266243	72059	261727
680423 OTH MILLSTONE OF NATURAL STONE	383	7578	414	7535
680430 HAND SHARPENING POLISH STONE	4446	18870	2693	8505
680510 BASE OF WOVEN TEXTILE FABRICS	30948	88237	32024	131139
680520 ON BASE OF PAPER OR PAPERBOARD	31606	74081	22972	44987
680530 ON BASE OF OTHER MATERIALS	13899	72176	13016	64624
680610 SLAG WOOL ROCKWOOL MINERAL WOL	4845	20905	6895	36324
680620 EXFOLIATED VERMICULITE EXPEND	131	856	2666	3435
680800 PANELS,BOARDS,TILES BLOCKS ETC	1912	7917	3148	8463
680911 BOARDS,SHEETS,PANELS,TILES ETC	15307	50704	16037	40675
680919 OTH BOARDS,SHEETS,PANELS OF PL		1095	3272	3983
680990 OTH ARTICLE OF PLASTICS		886	4	4
681011 BUILD BLOCK,BRICK OF CEMENT	106	499	10	10
681019 OTH ARTICLE TILE,FLAGSTONE ETC	1302	10989	4260	7208
681091 PREFABRICAT STRUCTURAL COMPONT	573	573	206	206
681189 OTH ARTICLES NOT CON ASBESTOES	372	4898	218	695
681291 CLOTHING ACCE OF ASBESTOES FIB		247		72
681292 PAPER MILLBOARDFELT ASBET FIBR				44
681293 COMPRESSD ASBESTOS FIB JOINING	2167	30261	14517	35280
681299 O-ARTI OF FABRICA ASBESTOS FIB	2988	5081	595	8026
681320 FRICTION MATERIA CON ASBESTOES	18396	56671	18544	57004
681381 BRAKE LININGS&PADS VEH-H-8711	23352	120518	52224	146943
681389 O-BRAKE LINE&PADS NOT CON ASBE	991	6309	4619	8571
681410 PLATES,SHEETS STRIPS OF AGLOM	1316	2062	42	299
681490 OTH, ARTICLES OF MICA		129	398	1917
681510 NON ELETICAL OF GRAPHITE	8261	28803	15048	30075
681520 ARTICLE OF PEAT OTH ARTICLE	30	311	42	272
690290 OTH REFERECTORY BRIK/BLOK TILE	60	4060	6620	7673
690310 CERAMIC CON>50% GRAPHITE,CARB	4200	25976	970	16503
690320 COLD TUNDISH LINING SLIDE GATE	10787	44845	13547	54140
690890 OTH GLAZED CERAMICS WALLTILES	1147608	3597184	719088	2759322
690911 LAB CERM WARE PORCELAIN/CHINA		2627	7	16
690912 LAB CERM WARE HARD>9 MOH.SCALE	669	2198	436	1954
690919 LAB CERAMIC WARE CHM/TECH USE	5784	11681	1422	6572
690990 OTH CERAMIC WARES AND SIMILARS	26	366	15	1317
691010 CERAMIC SINK,ETC.FIXT PORCELIN	70442	174128	51568	185070
691390 OTH STATUTTES, ORNAMENT	791	1425	156	1176
691410 OTH CERAMIC ARTICLES OF PORCEL	72	320		
710700 BASE METALS CLAD WITH SILVER				20
710812 OTH UNWROUGH(GOLD)NON-MONTERY	111956	365127	283692	729448
710820 MONETARY (GOLD)		31903		21992
711230 ASH CONTAINING PRECIOSUS METAL				155
711810 COIN (O/T GOLD),NOT LEGAL TEND			3	3
720720 CONT 0.25% MORE OF CARBON I/ST				148175
720810 COILS, I/N-A-STEL-HOT ROLLED	17718	117192	8584	26190
720825 OTH C-HR-I/N-A-STL TH>4.75 MM		7331	6186	10759
720826 OTH C-HR-I/N-A-STLTH=3-4.75MM	2926	16207	1149	45426
720827 OTH C-HR-I/N-A-STL TH<3 MM	1068	7099	3088	15950
720836 OTH C-HR-I/N-A-STL TH>10 MM	73	27491	631	70286
720837 OTH C-HR-I/N-A-STL TH4.75-10MM	15445	18542		17495
720838 OTH C-HR-I/N-A-STL TH 3-4.75MM	149012	149012		
720839 OTH C-HR-I/N-A-STL TH<3 MM	2041562	6192630	862308	5401110
720840 NOT IN COIL I/S H-ROL W/PATERN	1832	302332	159212	317104

Contd.

10.11 Imports by Economic Categories (Detail)

(In Thousand Rupees)

Items	Sept., 2016	From July, 2016	Sept., 2015	From July, 2015	
720851	OTH N/COIL I/S H-ROL TH>10 MM	3527	194948	67981	214919
720852	OTH N/COIL I/S H-ROLTH>4.75-10	12935	17260	4894	17770
720853	OTH N/COIL I/S H-ROL TH>3-4.75	12419	22843	5566	25375
720854	OTH C-HR-I/N-A-STL TH<3 MM	5874	27249	7363	24604
720890	OTH FLT-ROL PROD IRON WD>600MM	196103	224915	19104	175543
720915	IN COIL I/S C-ROL TH 3MM/MORE	18995	76289	44897	185027
720916	IN COIL I/S C-ROL TH > 1 < 3MM	241051	1461702	544145	1781487
720917	IN COIL I/S C-ROL TH>0.5-1MM	135527	874172	327415	1129509
720918	IN COIL I/S C-ROL TH > 0.5 MM	63565	484740	325155	634040
720925	NOT IN COIL I/S C-ROL TH 3MM/>		1903		
720926	NOT IN COIL I/S C-ROL TH>1M<3M	48213	156173	133416	319907
720927	C-ROL I/S TH 0.5 MM TO 1MM	126806	489071	364163	827072
720928	NOT IN COIL I/S C-ROL TH<0.5MM	4526	18878	8580	12274
720990	OTH FLT ROL PROD I/S WD>600MM	47064	106008	68188	143999
721011	I/STL PLAT/COAT TIN TH-0.5MM/>	2604	3964	1362	2249
721012	I/STL PLAT/COAT TIN<0.5MM	234256	1031404	190908	502957
721020	IR/STL PLAT/COAT WITH LEAD		56		3822
721030	ELECTROLYTICALLY PLAT/COAT ZIN	248674	865180	365291	928324
721041	COR F-R PROD I/S ZINC COAT600		42667		
721049	OTH F-R PROD I/S COAT ZINC>600	824827	2745308	1865007	4852375
721050	F-ROL I/ST COAT CHROMIUM OXIDE		110012	38421	145263
721061	I/S PL/COT ALUMINIUM ZINC ALLY	13303	127880	4283	89859
721069	OTH F-ROL PROD I/S PL/COT ALUM	11039	14487	1587	8547
721070	FR I/S PAINT/VARN, COATED PLAS	307087	1037744	213495	598909
721090	OTH F-ROL PRD I/NA-ST CLD,COAT	1116	3295	69	69
721113	ROLL 4 FACE I/ST TH<4M WD>150M			88	88
721114	OTH F-ROLL I/S WD<600MMTH>4.75	23211	52705	13830	58169
721119	OTH F-ROLL I/S WD <600MM-CR	14409	57577	6223	33639
721123	F.ROL I/ST CR WT<0.25% CARBON		22485		
721129	OTH F-ROL PROD C/ROL WD<600MM	2341	17489	4007	29272
721190	OTH F-ROL PROD I/STL WD<600MM	48517	106338	30746	192664
721220	I/S ELECTROLYTCAL PL/CT W/ZINC	19421	92745	5821	17083
721230	I/STEEL OTH WISE PL/CT W/ZINC	21247	99397	229	17592
721240	I/STEEL PAIN/VABNI/COT W/PLAST		3304	792	7224
721250	I/STEEL OTHWISE PLATED/COATED	1317	4081		9390
721310	BARS/RODS HOT/ROL I/S,CON RIBS	2385	52791		20029
721320	BARS/RODS HOT/ROL FREE-CUT STL				302
721391	OTH CIRCULAR C/SEC <14 MM DIA	247619	831511	355095	1128641
721399	OTH BAR/ROD H-ROL IRR-WND-COIL	30848	40092	17862	41341
721410	BAR/RODS IRON NA STEEL FORGED	32660	112156	5442	50570
721420	BAR/ROD I/S CON RIBS GROOVES	907	790199	187252	499944
721430	OTH BAR/RODS OT/THAN HEAD72.13	7082	12951	5812	20726
721499	OTH BAR/ROD I/S O/THN H-72.13	216193	436359	375	431
721510	BARS/RODS FREE CUT STEEL COLD	6115	28722	8862	32143
721550	OTH BAR,ROD COLD-FORMED OF I/S	1637	7750	433	7975
721590	OTH BAR/RODS,OTH NONALLOY STEL	1583	6103	7904	24290
721610	U,I,H SECTIONS H-ROL HIGH<80MM	273	456		109
721621	L SEC H/ROL HT<80 MM 1/NA STEL	4955	13952	161	161
721631	U,I OR H SEC H-ROL HT 80M 1/ST	8098	75035	92691	287577
721632	I SECTION	24421	76199	21727	75122
721633	H SECTION	7940	24929	41238	140442
721640	L&T SEC H-ROL HT 80MM OR MORE	5911	10441	1842	2699
721650	OTH ANGLE/SHAPE SEC HOT H/ROL	2098	3279	20580	46163
721669	OTH ANGLE/SHAPE SEC I/S C-ROLL	1627	1627		132
721691	OTH C/FORM I/ST FLAT ROL PROD		90		
721699	OTH ANGLE/SHAPE SEC IRON/STEEL	520	4498	548	46673
721710	WIRE OF I/S NOT PLATED/COATED	157	16769	17114	71527
721720	WIRE OF I/S PLATED/COAT W/ZINC	8604	72159	22463	51147
721730	WIRE I/S PLATED/COAT W/O B-MTL	51817	146795	42791	126311
721899	OTH SEMI-FINISHED PRO ST/STEEL	2347	4695	11675	15573
721911	F/ROL PROD ST/STEEL HR TH>10MM		393		4044

Contd.

10.11 Imports by Economic Categories (Detail)

(In Thousand Rupees)

Items	Sept., 2016	From July, 2016	Sept., 2015	From July, 2015
721912	COILS ST/STEL-HR TH>4.75-10MM	2107	9203	825
721913	COILS ST/STEL-HR TH>3MM-4.75MM		1613	1388
721914	COILS ST/STEL-HR TH>3MM	2538	7831	5190
721921	COILS ST/STEL-HR TH>10MM	1021	4688	627
721922	COILS ST/STEL-HR TH>4.75-10MM	161	320758	3907
721923	COILS ST/STEL-HR TH>3MM<4.75MM		357	575
721924	COILS ST/STEL-HR TH>3MM	390	972	2222
721931	COILS ST/STEL-CR-TH >4.75 MM	3890	17898	17087
721932	COILS ST/STEL-CR-TH>3MM-4.75MM	15242	46545	17799
721933	COILS ST/STEL-CR-TH >1MM <3MM	85316	355425	96048
721934	COILS ST/STEL-CR-TH>0.5MM<1MM	61247	234319	37933
721935	COILS ST/STEL-CR-TH >0.5MM	279818	692939	137607
721990	OTH F/ROL PROD ST/ST WD>600 MM	455301	1487900	427514
722012	F-ROL ST/STEEL H-ROL TH<4.75MM	8822	13527	220
722020	COILS ST/STEEL H.ROLLTH <600MM	31355	98389	38004
722090	OTH F/ROL PROD,ST/ST WD <600MM	4873	36540	559
722100	BAR/RODS H/ROL IN COIL ST/STEL		365	63
722211	BAR/ROD ST/ST NFW H/ROL CC/SEC	10108	53785	30327
722219	OTH BAR/ROD ST/ST NFW HOT/DRWN		6158	155
722220	BAR/ROD ST/ST NFW C/FOR,C/FIN	13861	21656	2151
722230	OTH BAR/ROD OF STAINLESS STEEL	31051	126011	17642
722240	ANGLE/SHAPES&SECTION ST/STEEL	6372	43757	1009
722490	OTH SEMI-FIN PROD OTH A/STEEL	19765	912009	89686
722511	GRAIN-ORIENTED SIL-ELEC-STEEL	394748	620762	301046
722519	OTH F/ROL PROD SIL-ELEC-STEEL	37283	98602	111547
722530	OTH NFW HOT/ROLLED IN COILS	2518410	8451441	2911970
722540	OTH NFW HOT/ROLLED NOT IN COIL	36435	798006	150103
722550	OTH ALLOY STEEL NOT WORK(RDUC)	82	82	51083
722592	FLATROLLED PROD O/W ZINC PLATE	90	1463	269
722599	OTH F/ROL PROD OTH ALLOY STEEL	8616	39951	105380
722611	GRAIN-ORIENTED SILICON ELEC ST	25373	43044	78228
722691	OTH FLATROL PROD NETWORK HOT/R	380	5831	191
722692	OTH F/ROLL PROD NETWORK COLD/R	7218	62835	19841
722699	OTH F/ROL PROD OTH ALLOY STEEL		2223	158
722720	BAR/ROD OF SILICO-MAG STEEL	8619	8619	
722790	OTH BAR/ROD H/ROLL W/COIL A/ST	380503	890653	333531
722810	BAR/RODS OF HIGH SPEED STEEL	163	4281	483
722820	BAR/RODS OF SILICO-MAG STEEL		2232	
722830	OTH BAR/ROD HOT ROLLED	122376	690936	246398
722840	OTH BAR/ROD NOWORK FORGED		727	7734
722850	OTH BAR/ROD NOWORK C/FOR,C/F	6367	28493	14688
722860	OTH BAR/ROD ALLOY STEEL NES	125542	136552	69569
722870	ANGLES, SHAPES AND SECTIONS	158169	462259	
722880	HOLLOW DRILL BARS AND RODS	244	484	436
722990	OTH,WIRE OF OTHER ALLOY STEEL	7055	23599	8096
730110	SHEET PILING IRON AND STEEL		21223	5716
730120	ANGLE SHAPES & SECTIONS OF I/S		4065	1953
730210	RAILS OF IRON AND STEEL	444997	562811	12442
730230	SWITCH BLADE, CROSS-FROG P/ROD			372
730240	FISH-PLATES AND SOLE PLATES			2082
730290	OTHER MATERIALS JOINTING RAILS	232	283	533
730300	TUBE/PIPE,HOLLOW PROFILE C/IRON	19041	26243	5290
730411	L.P FOR OIL&GAS S-STL SEAMLESS	36549	41230	6435
730419	OTH LINE PIPE I/S FOR OIL&GAS	23140	256694	170109
730422	DRILL PIPE S-STL DRILL OIL/GAS		194	
730423	OTH DRILL PIPE I/S FOR OIL&GAS	132246	583581	465477
730424	OTHER PIPE OF STAINLESS STEEL	469	484104	755
730429	OTH CASING,TUBING I/S-OIL/GAS	190053	430977	527373
730431	O- COLD-ROLLRD C.C.SEC I/N.A.S	43335	172585	19631
730439	OTH CROSS SECTION OF N.A-STEEL	261220	536243	156499
730441	COLD ROLD CR-SEC OF STAIN-STL	28839	49288	7514

Contd.

10.11 Imports by Economic Categories (Detail)

(In Thousand Rupees)

Items	Sept., 2016	From July, 2016	Sept., 2015	From July, 2015	
730449	OTH CROSS SECTION OF STAIN-STL	55090	153194	39223	184791
730451	O-C.C.SEC COLD ROL(ALLOY-STL)	4575	4725		
730459	O-CIR CROSS SEC OF (ALLOY-STL)	123359	152029	4723	48052
730490	O-TUBE PIPE/HOLLOW -PRO SEAMLE	27071	234210	40173	204845
730511	LINE PIPE USED OIL/GAS WELDED		10372	795	28596
730512	OTH LINE PIPE USED OIL GAS WLD				7008
730519	OTH LINE PIPE USED OIL/GAS PL	12035	1923069	2316	58933
730539	OTHER, WELDED TUBES AND PIPES		61234		
730590	OTHER, TUBES AND PIPES		2376	2465	2465
730611	L.P-WELDED OF STA-STL(OIL/GAS)	45	574	486	3132
730619	OTH-LINE PIPE O/G PIPELINE I/S	110	36119	30029	88589
730621	CAS/TUB WELDED LINE PIPE STA-S				290
730629	O-CASING/TUB LINE PIPE O/G I/S	13737	19243	186	186
730630	COPPER COAT MILD STL TUB-8.5MM	75511	172624	40874	180818
730640	O-WELDED C.C.SEC OF STAIN-STL	163387	636430	154935	613999
730650	O-WELDED C.C.SEC NON ALLOY-STL	28246	59418	26828	104301
730661	O-TUBE,PIPE WELD SQUARE C-SEC	20847	76533	30402	76737
730690	OTH TUBE PIPE HW-PROFILR I/STL	22546	63200	25366	90342
730711	CAST FIT N-MALLEABLE CAST-IRON	38770	49628	921	20607
730719	OTHER, CAST FITTINGS	32656	131031	53371	169091
730721	FLANGES, OF STAINLESS STEEL	5362	46420	11876	38685
730722	THREADED ELBO,BEND,SLV S/STEEL	22073	39456	3553	8888
730723	BUTT WELDING FITTING STAINSTEL	1283	8340	7212	14821
730729	OTH TUBE,PIP FITTING STAINSTEL	30779	151589	87948	181392
730791	FLANGE AIR-P AGRI-TRACTOR<=80H	5214	103075	16586	98773
730792	THREAD ELBO,BEND/SLV IRN/STEEL	848	47960	11772	88166
730793	BUTT WLEDING FITTING IRON/STEL	16420	161610	16832	42753
730799	OTH TUBE,PIP FIT IRN/STEL NEC	203473	732744	187785	669702
730810	BRIDGES AND BRIDGE-SECTIONS		65020		
730820	TOWERS AND LATTICE MASTS	240808	916355	1273478	2086149
730830	DOR,WIN/FRAMES,TH-HOLD,FORDORS	45716	710419	11417	28191
730840	EQUIP SC-FOLD SHUT PROP PITPRO	59467	203447	47208	99089
731100	CONT COMPRESSED/LIQEID GAS IR/S	88010	185551	55417	160216
731210	STANDARD WIRE ROPES AND CABLES	70292	243916	46015	200527
731290	OTH WIRE,ROPE,CABLE,SLINGS I/S	1459	50448	818	25124
731300	BRABED WIRE OF I/S TNIS HOOP	13851	34578	10696	38639
731412	ENDLESS BAND MACH STEL W-CLOTH	3330	6021		3140
731414	OTH WOVEN CLOTH OF STAIN STEEL	2362	10276	4310	34533
731419	STEEL CORD FABRIC LIN MNF TYRE		1814	1290	7119
731420	GRIL NET FENC W/LD D=3MM MS100	6113	9978	444	2598
731431	OTH GRL NEW FENC/WLED COTD ZNC				713
731439	OTH GRL NET FENCING AT INTSEC	4637	4637		844
731441	OTH CLO GRL NET FENC PL/COT ZN	4802	32852	12498	30575
731442	OTH CLO GRL NET FENC PL/COT PL	1368	2824		2614
731449	OTH CLO GRL NET /FENFING	16034	62550	13463	101051
731450	EXPANDED METAL OF IRON OR STEL		468	1369	3878
731511	ARTICULATED LINK ROLLER CHAIN	65723	257556	85000	227398
731512	OTHER CHAIN, ARTICULATED LINK	21740	53961	29231	77706
731519	PARTS, ARTICULATED LINK CHAIN	11354	34383	18143	40650
731520	SKID CHAIN	164	414	720	1517
731581	STUD LINK		2565	1912	2405
731582	OTHER, WELDED LINK	2849	8262	6955	19275
731589	OTHER CHAIN,	825	3330	2615	7544
731590	OTHER PARTS OF CHAIN	1143	1733	3989	9033
731600	ANCHORS,GARPNELS PARTS IRON/ST	8332	41042	11965	24232
731700	NAILS,TAKES,DRAWING PINS IR/ST	36024	107349	24956	74369
731811	COACH SCREW I/S THREADED	855	4430	499	2286
731812	OTH WOOD SCREW I/S THREADED	2090	7493	2902	10149
731813	SCREW HOOKS,SCREW RING RVT I/S	2	207	502	1282
731814	SELF-TAPPING SCEWS, THREADED	2848	13429	10425	35255
731815	OTH SCREW,BOTLS W/N NUT/WASHER	196147	597843	125684	472400

Contd.

10.11 Imports by Economic Categories (Detail)

(In Thousand Rupees)

Items	Sept., 2016	From July, 2016	Sept., 2015	From July, 2015
731816 NUTS, THREADED OF IRON/STEEL	33026	165569	49428	142497
731819 OTH BOLT,NUT,WASHER,RVT I/S TH	11584	53910	10899	41104
731821 SPRING WASHER LOCK WASHER N-TH	3060	11416	2466	11779
731822 OTHER WASHERS. NON-THREADED	7008	26394	9269	25127
731823 RIVETS, NON-THREADED	5340	18292	5677	14692
731824 COTTERS/PINS NON THREADED I/S	619	1914	105	1232
731990 OTH KNITTING NEDLS,CRO HOOKS	5582	20461	14669	31226
732010 LEAF-SPRINGS&LEAVES THEREFOR	15846	43870	21119	46435
732020 HELICAL SPRINGS	829	2507	651	6332
732190 PARTS OF I/S,COOK APPLI&PLAT-W	22747	168089	4617	35962
732211 RADIATORS/PARTS CAST IRON E-EL	511	552	1249	1317
732219 OTH RADIATOR AND PARTS THEREOF	2221	23518	1573	9471
732490 OTHER, INCLUDING PARTS	12364	47265	12606	39842
732510 OTH CAST ARTI I/S N-MEL C-IRON	44888	75198	1989	2114
732591 GRINDING BALLS SIMI ARTI MILLS		17071	2985	31329
732619 OTH ATI FORGED/STAMPED N-WORK	74882	238809	61279	234550
732620 ARTICLES OF IRON OR STEEL WIRE	10132	16829	2149	5532
740610 COPER-POW OF NON-LAMELLAR STRU	7113	9346	621	6497
740620 COPER-LAMELLAR STRUCTURE FLAKE	4841	21175	21827	40927
740710 BAR,RODS OF REFIND COPPER	62558	251632	71854	191869
740721 COPPER BAR,ROD PROFIL ZINC BAS	1007	8210	3608	5290
740729 OTH BAR,ROD,PROFIL COPP ALLOYS	1773	10375	4125	8500
740811 WIRE REF COPP MAX CR-SEC DI>6M	12622	143704	13849	41967
740819 OTHER, WIRE OF REFINED COPPER	13378	43448	10642	52042
740821 WIRE OF COPPER ALLOY ZINC BASE	3549	5104	2125	6435
740822 WIRE OF COPPER ALLOY NICK BASE	822	822	2695	3561
740829 OTH WIRE OF COPPER ALLOYS ETC	155	722	238	1200
740911 PLAT,SHEET,STRIP REF COPP COIL	1161	9829	1187	16837
740919 OTH PLAT SHEET&STRIP REF COPP	2024	7972	1422	17077
740921 PL,SH&STRIP COPP ZINC BAS COIL	5920	32024	17559	50873
740929 OTH PL/SH/STRI COPP ZINC BAS	2381	7961	2412	4752
740939 OTH PL/SH/STRIP COPP TIN BAS-C		4175	130	130
740990 PL/SH/STRIP OTH COPP ALLOYS NS	40	1003	195	483
741011 FOIL REFINED COPP NOT BACKED	41976	176611	59352	221061
741012 FOIL OF COPP ALLOYS,NOT BACKED	31915	103434	15315	98029
741021 FOIL OF REFINED COPPER,BACKED		3030	27	5679
741022 FOIL OF COPPER ALLOYS,BACKED		1995	1177	1177
741110 TUBE & PIPE OF REFINED COPPER	92639	349150	72868	365021
741121 TUB&PIPE COPP ZINC BAS ALLOYS	2598	4640	1772	4104
741122 TUB&PIPE COPP NICKLE BAS ALLY				364
741129 OTH TUBE&PIPE OF OTH COPP ALLY	13095	16296	430	2112
741210 COPP TUBE/PIPE FIT REF COPPER	913	8053	122	1641
741220 COPP TUBE/PIPE FIT COPP ALLOYS	1376	3481	2145	8124
741300 STANDARD WIRE,CABL PL-BAND-NEI		67110	42607	47920
741510 NAIL,TACK,DRW-PIN,STAPL,S-ARTI			916	1978
741521 WASHERS/INCL SPRING WASH N-THR	310	1489	176	710
741529 OTH NOT THREADED ARTI COPPER	705	2883	1175	2902
741533 OTH THRD SCREW,BOLT,NUT COPPER	1656	3042	3236	4099
750400 NICKEL POWDERS AND FLAKES.	224	1283	477	5707
750511 BAR,ROD,PROFILE NICKLE N-ALLOY	63	63		
750512 BAR,ROD,PROFILE NICKLE ALLOYED	269	299	127	1910
750521 WIRE OF NICKEL, NOT ALLOYED		693	326	326
750522 WIRE OF NICKEL, ALLOYED	3271	6470	3239	7756
750610 PLAT,SHET,STRIP,FOIL NICK N-AL	116	116	6193	7793
750620 PLAT,SHET,STRIP FOIL NICK ALOY		1250	2686	3125
750711 TUBE&PIPE OF NICKEL NOT ALLOYD		83		
750712 TUBE & PIPE OF NICKEL ALLOYED	1148	2168		3257
760200 ALUMINIUM WASTE AND SCRAP.	329758	1419843	480803	1716096
760310 POWDER OF NON-LAMELLAR STRUCTU		8574	1010	1571
760320 POWDER OF LAMELLAR STRU FLAKES	890	6187	8980	14958
760410 BAR ROD PROFILE ALUM NOT ALLOY	14776	24718	12766	44246

Contd.

10.11 Imports by Economic Categories (Detail)

(In Thousand Rupees)

Items	Sept., 2016	From July, 2016	Sept., 2015	From July, 2015
760421 HOLLOW PROFILES OF ALUM ALLOYD	823	902		
760429 OTH BAR,ROD&PROFIL ALUM ALLOYD	11975	45091	7221	17483
760511 ALMU WIRE N-ALLOY MAX DIA>6MM		61554	19890	33301
760519 OTH ALUMINIUM WIRE NOT ALLOYED	3448	24128	10473	26623
760521 ALUM WIR ALLOY MAX CRS DIA>7MM		1468		2031
760529 OTH ALUMINUM WIRE, ALLOYED	13425	64661	5818	21116
760611 RECTANGLE&SQUARE ALUM NOT ALLY	21120	53715	14397	74218
760612 RECTANGULAR/SQ ALUM MOTALLOYED	159072	453970	168438	425412
760691 OTH PL,SHET,STRL ALUM NOT ALOY	4205	29343	12447	32165
760692 OTH PL,SHET&STRIP ALUM ALLOYED	14806	56317	17514	30982
760711 ALUM FOIL ROLLED N-WORK/BACKED	106901	753968	234759	706167
760719 OTH ALUMINIUM FOIL NOT BACKED	150907	509842	171429	492860
760720 ALUMINUM FOIL, BACKED	110404	321720	101288	378440
760810 TUBE, PIPE OF ALUM NOT ALLOYED	449	12627	2537	4395
760820 TUBE, PIPE OF ALUM ALLOYED	8809	35505	7341	37034
760900 ALUM TUBE,PIPE FIT(COUP/ELBOW)	1714	4957	8052	11184
761010 DOORS,WINDOW, FRAMS,THRESHOLDS	43777	67271	1740	14291
761300 ALUM CONT FOR COMP/LIQUE GAS	551	8303	1629	5097
761410 STAND WIR,CABL PL,ALU S-CORE	12666	954929		3
780419 OTHER , LEAD PLATES	546	546		
790310 ZINC DUST(BLUE POWDER)		5203	5033	6473
790390 OTHER ;ZINC POWDER AND FLAKES	30	213		
790400 ZINC BARS,RODS,PLROFILE&WIRE		7831	2957	15698
811300 CERMETS&ARTICLE INCL WAS/SCRIP		3		
820110 SPADES AND SHOVELS	14088	28048	2987	9681
820130 MATTOCKS, PICKS, HOES & RAKES		68		303
820140 AXES,BILLS HOOKS&SIMI HEW TOOL	20	767		376
820150 SECATEURS&ONE-HAND PRUNERS SHR	28	72		59
820160 HEDGE SHEARS, TWO-HAND PURNING	47	488	200	200
820190 OTH HAND TOOL AGRICUL,HORTICUL	42	881	24	507
820210 HAND SAWS	5629	16551	1976	15350
820220 BAND SAW BLADES	460	4226	2257	3370
820231 CIRCULAR SAW BLADE WITH STEEL	7216	19234	1719	16806
820239 OTH CIRCULAR SAW BLADE,O/MATER	5838	16865	4340	9286
820240 CHAIN SAW BLADES	1764	5365	1527	3654
820291 STRAIGHT SAW BLADES,WORK METAL	106	1038	16378	19004
820299 OTHER SAW BLADES	6485	20602	12217	34472
820310 FILES, RASPS & SIMILAR TOOLS	7091	23435	4750	15464
820320 PILERS,PINCERS,TWEESZERS S-TOL	17680	58882	15150	54818
820330 METAL CUTTING SHEARS&SIM TOOLS	640	3979	1095	4345
820340 PIPE CUTTERS BOLD CROPPERS,ETC	1498	5460	2079	5383
820411 NON-ADJUS H-OPER SPANER,WRENCH	35462	89077	36117	84500
820412 ADJUSTABLE H-OPER SPANER,WRENC	23033	72582	13842	47223
820420 INTERCHAGEABLE SPANNER SOCKETS	1150	7111	3245	8690
820510 DRILLING,THREADING TAPPING TOL	3941	10268	773	9599
820520 HAMMERS AND SLEDGE HAMMERS	3936	16297	2492	10461
820530 PLANES,CHISELS,GOUGE WOOD WORK	102	1637	441	5563
820540 SCREW DRIVERS	9400	41113	7070	33942
820551 OTHER HAND TOOLS H-HOLD N.E.S.	3001	10861	1951	6507
820559 OTH HAND TOOL(GLAZZIER DIMOND)	17645	70968	13173	99616
820560 BLOW LAMPS		138		56
820570 VICES, CLAMPS AND THE LIKE	1362	5619	960	5048
820590 SETS OF ARTI.TWO/MORE,SUB-HEAD	3851	11706	3994	23091
820600 TOOL TWO/MORE OF H.82.02TO.05	130304	188043	12476	18327
820713 ROCK DRILLING,EARTH BORING TOL	2226	7175	2068	8352
820719 OTH INC PARTS ROCK DRIL,E-BORI	71821	423388	150559	506678
820720 DIES FOR DRAWING/EXTRUD METAL	4343	144946	3808	12016
820730 TOOL FOR PRESS, STAMPING/PUNCH	6735	89808	7193	19573
820740 TOOLS FOR TAPPING OR THREADING	842	5652	6324	10218
820750 TOOL FOR DRILLING O/T ROCK DRL	20620	61077	18018	284048
820760 TOOLS FOR BORING OR BROACHING	2991	12718	1903	10983

Contd.

10.11 Imports by Economic Categories (Detail)

(In Thousand Rupees)

Items	Sept., 2016	From July, 2016	Sept., 2015	From July, 2015
820770 TOOLS FOR MILLING	3117	20917	15839	24763
820780 TOOLS FOR TURNING	4988	18514	4392	20485
820790 OTH INTERCHANGEABLE TOOLS	20587	167816	47630	125059
820810 KNIVS&CUTING BLADE METAL WORK	4578	18271	3316	9928
820820 KNIVS CUTING BLADE WOOD WORK.	980	4081	2249	5727
820830 KNIVS&CUTING BLADE KITCHEN APP	4068	12013	2406	5323
820840 KNIVS&CUTING BLADE AGRI HORT	6743	13912	298	5880
820890 OTH KNIVES CUTING BLADES F/MAC	36398	108332	54600	138665
830260 AUTOMATIC DOOR CLOSERS	1878	25850	5154	21232
831190 OTH WIRE&RODS AGGLOMTR B/METAL	23343	58956	19303	62840
840140 PARTS OF NUCLEAR REACTORS			4155	446487
840211 WATERTUBE BOIL S/PROD>45T/H	2943289	9777230	674081	1631513
840212 WATERTUBE BOILER S/PROD-45T/H	13944	73872	68106	107568
840219 OTH VAPOUR GENERATING BOILERS,	52409	60976	603666	1067463
840220 SUPER-HEATED WATER BOILERS				2621
840290 PARTS OFSTEAM/OTH VAPOUR G/BOL	257266	2639686	67180	139017
840310 BOILERS	5413	9490		8037
840390 PARTS CENTRAL HEATING BOILERS	1580	1689		4291
840410 AUXILIARY PLANT FOR BOILER	321640	725747	3597	3641
840420 CONDENSERS STEAM/VAP POW UNIT	4256	61053	25153	57091
840490 PARTS MASHINE H-8404.1000	25272	2024601	9737	25749
840510 PRODUCER WATER GAS GENERATORS	376	1087	10106	15863
840590 PART PROD GAS WATER GENERATOR	760	5253	682	5682
840610 TURBINES FOR MARINE PROPULSION	72121	72121		292
840681 OTH TURBINE OUTPUT EXCEED 40MW		1024691	3823	3823
840682 O-TURBINE OUTPUT NOT EXC 40MW	631142	6634549	690583	798588
840690 PARTS OF STEAM TURBINES	754372	3651521	145189	431262
840710 AIRCRAFT ENGINES	96154	160175	62326	1346227
840721 MARINE PROPULSION ENGINES	48275	170259	40792	106769
840729 OT MARINE SPARK-IGN-ROTRY ENG.		158	519	519
840731 PISTION ENGINE CAPACITY-50CC	1746	6014	2571	8604
840732 PISTON ENG CAPACITY 50-250CC	33358	107553	38670	116071
840733 PISTON ENG CAPACITY 250-1000CC	1749	11351	2767	11837
840734 PISTON ENG CAPACITY EX1000CC	24839	86467	19550	61888
840790 OTH ENGINES	87997	228162	12311	86661
840810 MARINE PROPULSION ENG-DIESEL		57300	2583	4684
840820 ENGINE FOR VEH CHAPTER-87	49434	182420	26055	105488
840890 OTH ENGINES	44311	165807	71487	164904
840910 PARTS FOR AIRCRAFT ENGINES	3273	199827	3137	13950
840991 PARTS,SPARK-IGNITON PIST ENGIN	1166815	2331489	396125	1599025
840999 OTH PART,COMPRES-IGN PIST ENG	546237	2003541	750940	2063249
841011 HYD,TURBINE,WATER WHEE-1000KW	13387	13387		50171
841013 HYD TURBINE,W/WHEEL>10,000KW		643782	815348	1342876
841090 PARTS, INCLUDING REGULATORS	31057	1842273	156179	658984
841122 TURBO-PROPLER EXCEED 1100KW		1025019		82968
841181 OTH GAS TRBIN NOT EXCD 5,000KW				353906
841182 OTH GAS TURBIN EXCE-5,000KW	4566192	15412170	248162	417145
841191 PARTS TURBO-JET /PROPELLERS				14743
841199 OTH, PARTS OF GAS TURBINES	561365	4297627	964836	1847814
841210 REACTION ENG OTH THAN TURB-JET	9	9		
841221 LINEAR ACTING,HYD ENGINE&MOTOR	27445	35715	1258	5366
841229 OTH, HYDRAULIC POWER ENG&MOTOR	11301	55275	3622	66068
841231 LINERA ACT,PNEUMATIC ENG&MOTOR	5156	15723	1884	6348
841239 OTH, PNEUMATIC ENG & MOTOR	9936	20001	4903	17042
841280 OTH, ENGINES AND MOTOR	1258	1771	709	742
841290 PARTS OF ENGINES AND MOTOR	1169	28522	6731	469799
841311 PUMPS FOR DISPENSING FUEL/LUB	40157	137070	13363	69497
841319 O-PUMP FITTED MEASURING DEVICE	33888	75922	6578	76955
841320 HAND PUMP O/THN H-841311,19	1141	2701	406	3570
841330 FUEL LUBRICATING/COOLING PUMPS	322399	1011451	70213	611947
841340 CONCRETE PUMPS	195	34639	79354	162862

Contd.

10.11 Imports by Economic Categories (Detail)

(In Thousand Rupees)

Items	Sept., 2016	From July, 2016	Sept., 2015	From July, 2015	
841350	OTH POSITIVE DISPLACEMENT PUMP	238614	425630	12192	38938
841360	OTH ROTARY PIDISPLACEMENT PUMP	2962	409357	1610	20324
841370	OTH CENTRIFUGAL PUMS	466438	3128013	277260	716901
841381	OTH PUMS LIQUID ELEVATORS	54506	420634	70703	450671
841382	LIQUID ELEVATORS		3019	312	3686
841391	PART OF PUMPS	130643	486203	196877	480184
841392	PARTS OF LIQUID ELEVATORS PUMP	269	8371		1541
841410	VACUUM PUMS	22914	82144	15947	38700
841420	HAND/FOOT OPERATED AIR PUMS	6498	26463	10252	18141
841430	COMPRESSOR REFRIGERATOR EQUIP	581409	2318224	582073	2708997
841440	AIR COMPRESSORS MOUNTED WCHAS	15189	270778	40542	63013
841451	FANS TABLE,FLOOR,WALL,WINDOW	24783	1183318	40169	171866
841459	OTH FANS	96398	206319	31561	138183
841460	HOODS MAX-HORIZONTAL SIDE120CM	12387	60344	15990	43110
841480	OTH GAS COMPRESOR&RECYCL RODS	395748	1656165	523383	1214653
841490	PARTS AIR/VACUM PUMPS ETC.	130549	518692	293391	759343
841510	WINDOW/WALL TYPE AC/SPLIT SYS	152761	945994	187675	621567
841520	A.C.MACHINES FOR MOTOR VEHICLE	53	13236	99	2443
841581	A.C.MACH COMP MOTOR DRI FAN	4067	249441	11714	65366
841582	O- AC INCOR REFRIGIRATING UNT	3307	161249	32266	56807
841583	OTH A.C. MACH NOT REFRIG UNIT	8679	107455	53016	118727
841590	PARTS OF AIR CONDITION MACHINE	162065	1003175	286004	872981
841610	FURNACE BURNERS LIQUID FUEL	1886	4120	18235	53187
841620	OTH FURNAC BURNER INCL COMBINT	3293	24286	3675	14425
841630	MECHANICAL STOKERS GRATES ETC	15	253956	139482	216857
841690	PART OF BURNRS OTH ART OF 7412	8332	116367	16650	68586
841710	FURNAC & OVEN F/ROAST/MELTING	145951	1038786	101681	127259
841720	BAKERY OVENS INCL BISCUIT OVEN	2860	31822	6027	31320
841780	OTHER FURNANCE AND OVENS INDUS	70873	252258	656742	1143339
841790	PART OF INDUSTRIAL LAB FURNACE	5168	28866	26391	145959
841810	COMBINED REFRIG-FREEZE W-DOORS	28207	105627	31307	107183
841821	REFRIGERATORS HOUSEHOLD TYPE	32372	157637	43338	134830
841829	OTH REFRIGERATOR HOUSHOLD TYP	8643	32156	16810	58033
841830	FREEZERS OF CHEST TYPE	3285	31647	5008	9643
841840	FREEZERS OF THE UPRIGHT TYPE	1620	16095	7039	19349
841850	O-FURNI-STORAGE,DISPLY FRZ EQU	7365	22021	6971	139442
841861	OTH REFRIG FREZ EQPT HEAT PUMP		137		
841869	OTH REFRIG FREZ EQUP HEAT PUMP	265611	753067	265544	684978
841891	FURNITURE REFRIG FREEZING EQPT		6585	160	8212
841899	OTH PARTS REFREGERATING EQUIPT	211095	807300	194332	716082
841911	INSTANT GAS WATER HEATERS	80143	158697	56698	120272
841919	OTH INSTANT STRONGWATER HETER	4520	15412	3109	13285
841920	MEDICAL SURGICAL LAB STERILISE	9604	151815	6998	31386
841931	DRYERS AGRICULTUL PRODUCTS		80	19974	22848
841932	DRYERS WOOD PAPER PULP P/BOARD		8488		
841939	OTHER DRYERS	59452	485172	40032	249155
841940	DISTILLING RECTIFYING PLANT	344	53958		35959
841950	HEAT EXCHANGE UNITS	36427	961962	21231	111143
841960	MACHINERY LIQUIFY AIR O/GASES	59900	203264	202	22658
841981	OTH MACH PLANT EQPT HOT/COL FD	51176	83239	80242	139395
841989	OTH MACHINERY PLANT AND EQPT	1075324	3175842	684667	1320053
841990	PARTS MACH PLANT LAB EQUP ETC.	386716	1211096	82948	252384
842010	CALENDERING OTH ROLL MACHINES	40931	73706	302	5510
842091	CYLINDER(FOR CALENDERING MACH)	1475	3255	146	1761
842099	OTH PART OF CALENDER MACHINE	2415	25831	9843	12817
842111	CREAM SEPARATORS		82	10648	10648
842112	CLOTHES-DRYERS	3630	4284	1443	3363
842119	OTH CENTRIFUGES INCLUDING DRYR	193357	558837	95646	156627
842121	FILTERING PURIFY MACH&APARATUS	937786	2482526	276525	783045
842122	FILTERING MACH FOR BEVERAGES	229	1435	6183	15577
842123	OIL&PETROL-FILTER INT.COMBSN	34562	113468	35982	102562

Contd.

10.11 Imports by Economic Categories (Detail)

(In Thousand Rupees)

Items	Sept., 2016	From July, 2016	Sept., 2015	From July, 2015	
842129	OTH FILTER MACHS APPARATUS NES	249970	828029	80800	202612
842131	INTAKE AIR FILTER COMBTION ENG	51136	315875	54980	241932
842139	OTH FILTERING PURIFY MACH/APPA	1454567	2027053	286251	667453
842191	PARTS CENTRIFUGES INCL DRYER	46561	188774	49943	161178
842199	PARTS OF FILTERING PURIFY MACH	80419	1877130	46000	136092
842211	DISH WASHING MACHINE HOUSEHOLD	289	2985	606	2140
842219	OTHER DISH WASHING MACHINE	857	1252	1604	2063
842220	MACH CLEANING/DRYING BOTTLE	41689	79592	971	3847
842230	MACH FILLING/CLOSING BOTTLES	302635	1298447	135764	968736
842240	OTH PACKING WRAPPING MACHINE	56921	526508	341926	716649
842290	PARTS MACH FIL/CLEAN WRAP PACK	89097	304547	62590	505493
842310	PERSONAL WEIGHING MACHINES	3054	16361	2124	14991
842320	SCALES FOR CONT WEIGHING GOODS	1121	3101	2638	2736
842330	CONSTANT WEIGHT SCALES/HOPER	4	16366	970	35291
842381	OTH WEIGHT MACHINERY-30KG	2723	5756	2199	7215
842382	OTH WEIGHT MACH CAP-30-5000KG	14146	61496	14660	47833
842389	OTH WEIGHING MACHINERY	33273	84899	6626	28747
842390	WEIGHT MACH WTS ALL KINDS&PART	6290	60474	16126	45213
842410	FIRE EXTINGUISHERS W/N CHARGED	116480	273604	20358	119357
842420	SPRAY GUNS&SIMILAR APPLIANCES	27779	160161	19123	50606
842430	STEAM,SAND BLAST,JET PROJ MACH	1558	16426	3426	8275
842481	AGRICULTURAL OR HORTICULTURAL	26785	52622	18030	68558
842489	OTH APPL PROJ/DISPERS/SPRY LQD	52400	238277	14021	39211
842490	PART MECH APPLIANCE SPRAY ETC.	79656	277475	19995	69083
842511	PULLEY TACKLE HOISTS POWER	49365	151007	8299	76220
842519	O-PULLY/HOISTS/WINCH/CAPSTANS	13710	136182	4866	80476
842531	WINCH CAPSTAN POWER E/MOT	9731	20720	332	12442
842539	WINCHES CAPSTAN	13336	52297	7138	9895
842541	JACKS,HOISTS-RAISING VEHICLES	278	7742	2133	3738
842542	OTH JACKS AND HOISTS HYDRAULIC	18845	263636	54895	96208
842549	OTH MECHANICAL HANDING EQUIPMT	6577	7726	674	4827
842611	OVERHEAD-TRAVELING CRAN F-SUPO	99663	208719	31320	251040
842612	MOBILE LIFTING FRAME ON TYRES	2694	35092		109986
842619	OTH O/HEAD TRAVEL/TRNSPOT CRAN	42840	119087	259326	259326
842620	TOWER CRANES		145810	3798	109929
842630	PORTAL OR PEDESTAL JIB CRANES		26736	841	7118
842641	O-MACHINERY SELF PROP ON TYRES	19693	93317	107782	129035
842649	OTH MACHINERY SELF PROPELLED	114400	662903	86844	3372782
842691	O-MACH DESIGED MOUNT ROAD VEH	75	281	14889	17282
842699	OTH MACHINERY NOTSELF PROPELED	69	69	697616	723449
842710	SELF PROPELL TRUCK WITH EL MOT	24293	104438	76721	159683
842720	OTHER SELF-PROPELLED TRUCKS	130153	527672	57511	253940
842790	OTH WORK TRUCK LIFT/HAND EQUIP	10230	46093	5254	21884
842810	LIFTS AND SKIP HOISTS	136894	491807	150276	290635
842820	PNEUMATIC ELEVATORS&CONVEYORS		50767		464
842831	ELEVATOR/CONVEYOR,UN/GROND USE			20381	26482
842832	OTH ELEVATOR/CONVEYOR BUKT TYP	1661	18839		1188
842833	OTH ELEVATOR/CONVEYOR BLT TYPE	1928829	1978494	63726	106205
842839	OTH CONT ACTELEVATOR,CONVEYOR	257902	1798377	33636	132081
842840	ESCALATORS & MOVING WALKWAYS	11384	52209	4588	203047
842860	TELEFERICS CHAIR-LIFT,F/FURNIC	490	801	69	2514
842890	OTH MACHINERY LIFT/HANDLE ETC.	1076700	1916868	150817	551443
842911	TRACK LAYING BULDOZER/ANGLDOZR	27934	251143	11523	288957
842919	BULDOZRS/ANGLEDRO/TRACK LAYING	131665	270104		19904
842920	GRADERS AND LEVELLERS	347638	754956	4194	44198
842930	SCRAPERS	132	132		
842940	TAMPING MACHINE & ROAD ROLLERS	448611	1024455	22606	123252
842951	FRONT-END SHOVEL LOADERS	391326	1195334	106017	375677
842952	MACHINERY 360 REVOLVG S/STRUTE		196454	1515	48606
842959	OTH MECHANICAL SHOVALS EXCAVOR	2816155	5322052	578323	1794102
843010	PILE-DRIVERS /EXTRACTORS			16591	51468

Contd.

10.11 Imports by Economic Categories (Detail)

(In Thousand Rupees)

Items	Sept., 2016	From July, 2016	Sept., 2015	From July, 2015
843020 SNOW-PLOUGHS AND BLOWERS				51
843031 SELF-PROP COAL ROCK CUTTER			31904	31904
843039 OTH SELFPROP COAL/ ROCK CUTTER	11570	11570		7674
843041 OTH BORS SINK MACH SELF-PROPEL	61553	269693		56691
843049 OTH BOR/SINK MACH NOT SELFPROP	380938	1573122	2466751	5686212
843050 OTH MACHINERY SELFPROPELLED	22736	22736	1152	97099
843061 TAMP COMPACT MACH NOT SELFPROP	2115	8182	793	8006
843069 OTH MACHINERY NOTSELF-PROPELED	585	16101	6054	26764
843110 PARTS MACHINERY HEADING 84.25	786	21130	378	3228
843120 PARTS MACHINERY HEADING 84.27	3828	31843	6708	21431
843131 PARTS OF LIFT SKIPHOIST&ESCALT	102068	230070	20594	67689
843139 OTH PARTSLIFT/HANDLE/LOAD MACH	37229	169660	64842	195331
843141 BUCKETS SHOVELS GRABS & GRIPS	1352	16637		12142
843142 BULDOZER OR ANGLEDOZER BLADES			1269	1594
843143 PARTS BOR/SINK MACHINERY	82903	776479	419492	1188728
843149 PART MACH HEAD 84.26.84.29-30	185827	508571	178807	520897
843210 PLOUGHS			29364	76406
843221 DISC HARROWS, SCARIFIERS, CULTI	6819	6819	9398	44831
843229 OTH HAROW SCARIFIER WEDER&HOS	1008	4219	80	6938
843230 SEEDERS PLANERS & TRANSPLANTER		22	107	750
843240 MANURE SPREADER&FERTILISER DIS				38
843280 OTH AGR HERTI, FORESTRY MACHRY	19492	61058	83	1068
843290 PARTS AGR HERTICULTURAL MACHIN	32081	65478	3456	12341
843311 LAWN MOVER PARKS/SPORTS GROUD	898	1155	738	1427
843319 OTH MOVER LAWN PARKS SPORTGOOD	309	2579	22	3201
843320 OTH MOWERS INCLUDING CUTER BAR	834	1720	816	8575
843330 OTH HAYMAKING MACHINERY	213	1138		2584
843340 STRAW BALER INCL PICK-UP BALER	18503	27234	2904	23290
843351 COMBINE HARVESTER-THRESHERS	178468	489723	216928	682312
843352 OTH THRESHING MACHINERY	450	14714	1012	1604
843353 ROOT/TUBER HARVESTING MACHINES	617	617	765	3198
843359 OTH HARVESTING MACHINES	29428	36454	18913	23167
843360 MACH CLEAN SORT EGG FRUT AGPRO	26328	69612		62
843390 PARTS MACH CLEAN/SORT EGG ETC	7841	22024	10998	23730
843410 MILKING MACHINES	460	6197	6696	12062
843420 DAIRY MACHINERY	4424	87650	1407	3911
843490 PART MILKING/DAIRY MACHINERY	9877	32308	4952	14342
843510 MACHINERY (PRESSES, CRUSHES)	2827	11405	30	873
843590 PART OF JUICE EXTRACTING MACHI	12	578	16	16
843610 MACHRY PREP ANIMAL FEED STUFS	16955	112990	46036	186044
843621 POULTRY INCUBATORS & BROODERS	8097	35948	6394	6788
843629 OTH POULTRY KEEPING MACHINERY	24580	158686	112273	428093
843680 OTH MACHINERY	33983	57555	476	22204
843691 PARTS POULTRY KEEP MACH BRODER	5088	54032	3109	9151
843699 OTH PART OF AGRI/HORT MACHINER	21045	43844	20221	52132
843710 MACH CLEAN SORT GRAD GRAIN/VEG	65808	326823	69608	231330
843780 OTH MACHINERY	139432	387260	8683	79039
843790 PARTS MACHINE USE MILLINDUSTRY	25913	88375	33939	97828
843810 BAKERY MACH MFG MACARONI SPGTI	64443	948741	46808	324827
843820 MACH MANU CONFECTIONERY COCA	1406	267949	43762	60947
843830 MACHINERY SUGAR MANUFACTURE	304	2012	1582	1743
843850 MACH PREPARATION MEAT/POULTRY	13165	130145	1483	343250
843860 MACH PREP OF FRUITS/NUTS/VEG.	1379	7301	6181	17723
843880 OTHER MACHINERY	6912	110708	6959	23703
843890 PARTS MACH/ND MFG FOOD DRINK	8559	89626	20610	237132
843910 MACHINERY M/PULP FIBROUS MATAL		3118		107
843920 MACHINERY MAKE PAPER P/BOARD	32529	43854		27001
843930 MACHINERY FINISH PAPER P/BOARD	10538	17143	14531	53300
843991 PARTS MACHIN PULP FIBROSMATERL	1658	8193	3719	20292
843999 OTH PARTS MACHIN PAPER P/BOAD	28062	70501	38631	76844
844010 BOOK-BIND&BOOK-SEWING MACHIN	2536	6858	7362	18913

Contd.

10.11 Imports by Economic Categories (Detail)

(In Thousand Rupees)

Items	Sept., 2016	From July, 2016	Sept., 2015	From July, 2015
844090 PARTS BOOK BINDING MACHINERY	40	432		
844110 CUTTING MACHINES	43630	229612	17264	112133
844120 MACH MAKE BAGS SACKS/ENVELOP		387	3345	8970
844130 MACHI MAKE CARTONS BOX TUBEETC	10824	73765		13268
844140 MACH MOULDING ARTICLE P/P,PULP		41211	16025	33099
844180 OTH MACH FOR MAKING P&P/BOARD	8429	39558	15440	24070
844190 PART MAC H-8441.1000,8441.4000	5006	31510	13250	32606
844230 PRINTING MACH, APATUS&EQUIPMEN	5105	35972	4213	16266
844240 PARTS OF THE FOREGOING MACH	6675	9966	233	3130
844250 PLATE ,CYLINDER/PRINT COMPONE	2774	27736	16099	53992
844311 OFF SET PRINT MACHIN REELFED	4793	25116	2773	25368
844312 SHEET FED,OFFICE TYPE S-22&36	2714	17923	3574	16136
844313 OTH OFFSET PRINTING MACHINERY	42052	216514	76950	190404
844314 LETTERPRESS PRI-MACH REEL FED		4426	743	1384
844315 LT-PRESS P-MACH O/T R-FED,FLEX				2936
844316 FLEXOGRAPHIC PRINTING MACHIN		290533	4744	25569
844317 GRAVURE PRINTING MACHINERY	6319	137423		12062
844319 HOT STAMPING MACHINES	175409	1162558	34964	257890
844331 MACH PERFORM TWO OR MORE FUNCT	26779	138212	35338	111371
844332 PRINTER CONNECT TO AUTOMA DPM	107259	462134	102580	446926
844339 O-MACH REPRODUC ORIGINAL IMAGE	66628	336617	93483	298669
844391 PART/ACCE PRINTING MACH H-8442	17486	74989	52404	93421
844399 PARTS /ACCE OTH PRINTING MACH	86063	257397	79709	247369
844400 MAC EXTRUD CUT M-MADE TEX-MATE		54257		43194
844511 CARDING MACHINES	253541	478027	276122	608491
844512 COMBING MACHINES				17118
844513 DRAWING /ROVING MACHINES	44498	333356	129310	398046
844519 OTH MACH TEXTURE FIBRE ETC	92399	289189	47416	171440
844520 TEXTING SPINNING MACHINES	1147063	2795115	129165	627681
844530 TEXTILE DOUBLING OR TWIST MACH	50783	114198	91937	144221
844540 TEXTILE WINDING MACHINE	261655	920132	550458	1061141
844590 OTH MACH, TEXTILE FIBRE	600334	857989	104763	449572
844610 WEAVING MACH FAB WD-NOT>30CM	2595	4638		915
844629 OTH WEAVING MACHINES(LOOMS)	35216	101759	40398	178823
844630 WEAV MACH FAB >30CM SHUTLES	371345	1140163	660783	1677676
844711 CIRCULAR KNITTING MACHINE	9037	62986	85915	96757
844712 CIRCULAR KNIT MACH DIA>165MM	3866	69492	34846	103799
844720 FLAT KNIT MACH STITCH-BONDING	10239	63153	14557	137921
844790 OTH MACH GIMPED YARN TULE LACE	122539	954281	611046	1652622
844811 DOBBIES JACQUARD COPY ETC MACH	88796	160126	10161	15040
844819 OTH AUXILARY MACHIN HD84.44-47	53495	305254	77317	427682
844820 PARTS&ACCESORIES MACH H-84.44	5957	29888	9521	28250
844831 CARD CLOTHING	67381	217796	83347	301539
844832 PART ACCESORY MACH TEXT FIBRE	4886	16805	2357	22701
844833 SPINDLE SPIND FLYER S/IN RING	73068	264368	98620	305357
844839 OTH PARTS&ACCESSORIES 84.45	115811	445368	110783	320675
844842 REEDS FOR LOOMS HEALDS&H/FRAM	30887	75631	23038	70944
844849 OTH PART ACCESSORIES WEAV MACH	50368	180994	43640	120821
844851 SINKERS NEEDLES & OTH ARTICLES	26046	98194	31905	97279
844859 PART ACCESSORY MACH HEAD 84.47	28887	87927	26748	108337
844900 MACH MFG FINISH NON WOVENS		6765	9796	10114
845011 WASHING MACH FUL-AUTO NOT>10KG	46800	174280	36156	101046
845012 O-MACH BUILT-CENTRIFUGAL DRIER	5332	10829	2170	20822
845019 O-MACH DRY LINE CAPA -NOT>10KG	2766	16254	5844	15795
845020 MACHINE DRY LINE CAP EXCE10KG	693	19188	112	1074
845090 PARTS FOR H/HOLD WASH MACHINE	11192	46251	14848	54287
845110 DRY-CLEANING MACHINES	498	19959		4104
845129 OTH DRYING MACHINES	32065	164148	8075	111377
845130 IRONING MACHINES & PRESSES	1571	23264	13024	27366
845140 WASHING BLEACH DYE MACHINES	112029	580401	144836	765880
845150 REELING UNREEL FOLDING ETC MAC	34395	73921	9643	65696

Contd.

10.11 Imports by Economic Categories (Detail)

(In Thousand Rupees)

Items	Sept., 2016	From July, 2016	Sept., 2015	From July, 2015	
845180	OTH MACHINERY	410412	1097346	377177	1073623
845190	PARTS FOR DRY CLEAN/DYING MACH	36423	110602	24311	99532
845210	SEWING MACHINE HOUSEHOLD TYPE	14047	44927	4214	20544
845221	AUTOMATIC UNITS SEWING MACHINE	14326	28892	10363	23630
845229	OTH SWING MACHINES	272995	735669	156407	504633
845230	SEWING MACHINE NEEDLES	13754	31698	11341	20313
845290	OTHER PARTS OF SEWING MACHINE	23660	71204	22189	62778
845310	MACH PREP, TANN HIDE, SKIN LEAT	28542	97077	5638	53972
845320	MACH MAKING/REPARING FOOTWEAR	58970	84674	9948	51540
845380	OTH MACH REPAR H-SKINS/LEATHER	1582	3472	6880	20388
845390	PARTS OF MACH TANNING, FOOTWEAR	7431	25786	7471	34493
845410	CONVERTERS	1383	1383	7938	10645
845420	INGOT MOULDS & LADLES	63	1238	535	535
845430	CASTING MACHINES	35319	139357	710	64935
845490	PARTS OF CONVERTERS LADLES ETC	3405	59515	5798	25831
845510	TUBE MILLS	12990	15400	1506	108952
845521	HOT/COMBIN HOT&COLD ROLING MIL	44238	201492		68468
845522	COLD, ROLLING MILLS	8983	10648	7232	13648
845530	ROLLS FOR ROLLING MILLS	26814	107465	28245	105843
845590	OTH PARTS METAL ROLLING MILLS	17000	59958	4557	12101
845610	MACH TOOL WORKING BY LSER ETC	19212	119601	2839	16844
845620	MACH OPERATED ULTRASONIC PROCE	2530	2530	1353	1353
845630	MA-TOOL OPER ELECTRO DISCHARGE	1476	15708	2229	6559
845690	O-MAC TOOL FOR REMOVAL OF MAT	7307	13911	19473	23759
845710	MACHING CENT FOR WORKING METAL	6671	101662	56523	97329
845730	MULTI-STATION TRANSFER MACH			4773	4773
845811	HORIZONT LATH NUMERICL CONTROL	65698	136452	25677	53048
845819	OTHER, HORIZONTAL LATHES	5398	34710	4831	19087
845891	OTH LATHES NUMERICALLY CONTROL	172497	176679	9849	9849
845899	OTH LATHES FOR REMOVING METALS	9195	22449	7759	17922
845910	WAY TYPE UNIT HEAD MACHINES	408	2388	425	1782
845921	OTH DRILL MACH NUMERICAL CONT	3122	3122		
845929	OTHER DRILLING MACHINES	25630	53869	13088	40376
845931	OTH BOR/DRIL MACH NUMERI CONTR		19954		
845939	OTHER BOARING-MILLING MACHINES	17610	18572		17240
845940	OTHER BORING MACHINES	88666	104360	653	4097
845951	MILLING MACH KNEE TYPE N.CONTR	950	3913	1847	3487
845959	MILL MACH W TRAVERSER =<300MM	5259	20108	3950	15516
845961	OTH MILLING MACH NUMERCAL CONT	291	3117	542	542
845969	OTHER MILLING MACHINES	22689	71068	357	20106
845970	OTH THREAD/TAPPING MACH	457	5989	17733	19626
846011	F.SURFACE GRIND MACH NUM CONTR		8		56
846019	OTH F.SURF GRIND MAC AXIS0.01M	2447	16353	497	21321
846021	OTH GRIND MACH NUMERICAL CONTR	26714	41579		
846029	OTH GRIND MACH AXIS 0.01MM	1169	5551	2059	3226
846039	OTH SHARPENING MACH-TOOL	19	979	273	1557
846040	HONING OR LAPPING MACHINES		2373		637
846090	OTHER MACHINE TOOLS	36362	49571	18063	22887
846120	SHAPPING OR SLOTTING MACHINES	2931	5917	4538	15493
846130	BROACHING MACHINES	16304	18498		415
846140	GEAR CUTTING, GRIND/FINISH MACH	4116	7991	4513	24090
846150	SAWING OR CUTTING-OFF MACHINES	13850	54965	8429	109668
846190	OTH MACH TOOL FOR METAL WORK	6408	27772	2070	11540
846210	FORGING/DIE-STAMP MACH&HAMMERS	7448	10445	1299	1947
846221	BEND, FOLD, ETC MACH NUM CONTROL	10671	28686	3859	10255
846229	OTH BENDING, FOLDING MACH	18231	67545	10115	26108
846231	SHEARING MACH NUMERICAL CONTR			9232	9232
846239	OTH SHEARING MACH	10975	49402	8007	31316
846241	PUNCH/NOTCH MACH NUM CONTROL		14597	13861	13883
846249	OTH PUNCHING/NOTCHING MACH	11315	50768	9019	23199
846291	HYDRAULIC PRESSES	11854	55071	9990	54344

Contd.

10.11 Imports by Economic Categories (Detail)

(In Thousand Rupees)

Items	Sept., 2016	From July, 2016	Sept., 2015	From July, 2015	
846299	OTH PRESSES FOR WORK METAL	36087	101123	22145	24025
846310	DRAW-BENCH FOR BARS,TUBES WIRE	5698	38203		4324
846320	THREAD ROLLING MACHINES	3763	12507	394	8830
846330	MACHINES FOR WORKING WIRE	3696	13239	203	18881
846390	OTH MACH TOOL WORKING METALS	10779	45120	10891	21073
846410	SAWING MACHINES		2472	505	3873
846420	GRINDING OR POLISHING MACHINES	14403	26498	3425	11227
846490	OTH MACH TOOL WORK STONE/CER/C	6084	22035	4860	13937
846510	MACHINE FOR MECHANIC OPERATION	90	90	536	2073
846591	SAWING MACHINES	2007	10499	921	7501
846592	PLANING,MILLING, MOULD MACH	2586	11722	1944	5629
846593	GRINDING SANDING POLISHING MAC	2728	13391	30430	44746
846594	BENDING OR ASSEMBLING MACHINES	2157	78861		1254
846595	DRILLING OR MORTICING MACHINES	76	246	240	1504
846596	SPLITING SLICING PARING MACH		10729	6000	12324
846599	OTH MACH TOOL FOR WOOD CORKETC	22047	49926	9785	29621
846610	TOOL HOLDER SELF OPEN DIEHEAD	6616	20981	2211	15412
846620	WORK HOLDERS	7121	8352	3454	5447
846630	DIVIDING HEAD & ATTACH M-TOOL	1271	1309	327	1102
846691	OTH PART FOR MA-TOOL H.84.64	426	1202	4901	7389
846692	OTH PART FOR MA-TOOL H.84.65	9404	16972	3224	15864
846693	PART/ACCES MACH TOOL PLAN ETC	27187	48428	34778	58442
846694	PART/ACCES MACH TOOL FOLD ETC	5560	37169	6515	17784
846711	PNEUMATIC ROTARY TYPE TOOLS	256	4652	416	1077
846719	OTH PNEUMATIC TOOLS FOR WORK	1837	18294	1176	5727
846721	DRILL W ELEC MOTOR OF ALL KIND	26209	64336	15830	39658
846722	SAWS SELF CONTAINED ELE-MOTOR	1205	11164	2060	8810
846729	OTH TOOL WITH ELECTRIC MOTOR	43674	139849	30073	97992
846781	CHAIN SAWS	1476	8290	3111	8667
846789	OTH TOOL WORKING IN HAND	1491	14924	5935	17138
846791	PARTS OF CHAIN SAWS	623	5758	1682	7036
846792	PARTS OF PNEUMATIC TOOLS	443	5543	4499	8814
846799	OTH PART TOOL WOR IN THE HAND	6917	29964	3021	31809
846810	HAND HELD BLOW PIPES	95	103	610	621
846820	OTH GAS-OPERATED MACH APPARATU	952	2647	1886	6349
846880	OTH MACH FOR SOLDER,BRAZING	749	14589	46659	54993
846890	PARTS FOR SOLDERING,BRAZIN MAC	1835	7432	2130	6532
846900	TYPEWRITER;WORD PROCESS MACH	69	534	468	579
847010	ELEC CALCULATOR,DATA REC MAC	10964	29080	4557	14605
847021	CALC. MACH W PRINT DEVICE				6
847029	OTH ELECTRO CALCULATING MACHIN	266	319		105
847030	OTHER CALCULATING MACHINES				469
847050	CASH REGISTERS	1059	27810	592	4689
847090	OTH POSTAGE,TICKET ISSUE MACH	3	98334	1734	20420
847130	PORTABLE AUTOMATIC DP MACHINE	3846985	8940484	763383	2289114
847141	OTH AUTOMATIC DATA PRO MACHINE	22725	291215	110513	200597
847149	OTH PRESENTED IN FORM SYSTEMS	1201214	1234773	122801	175071
847150	PROCESSI UNIT O/T,H-8471.41,49	303857	968289	192540	676089
847160	INPUT,OUTPUT UNIT IN S-HOUSING	283064	505682	59553	171015
847170	STORAGE UNITS	121510	320724	99990	270890
847180	OTH UNITS OF AUTO DAT PRO MACH	7246	28617	11277	33363
847190	OTH LAN,BRIDGES,HUBS EXCL SWIT	43550	176337	19156	160097
847210	DUPLICATING MACHINES		2137		73
847230	SORTING/FOLDING/AFFIXING MACH		37	21	594
847290	OTHER, OFFICE MACHINES	420986	811906	307154	634235
847310	PARTS/ACCESS OF MACH H-84.69	28	4522	231	235
847329	OTH PARTS OF MACH H-84.70	117	5285	9686	10873
847330	PARTS/ACCESS OF MACHINE 84.71	62138	230991	81402	292805
847340	PARTS/ACCESS MACHINE HEAD84.72	15430	47997	22527	75130
847350	PARTS/ACCESS MAC HD84.69-84.72	5673	6556	2028	4372
847410	SORTING/SCREENING/WASHING MACH	5733	240776	2974	10864

Contd.

10.11 Imports by Economic Categories (Detail)

(In Thousand Rupees)

Items	Sept., 2016	From July, 2016	Sept., 2015	From July, 2015
847420 CRUSHING OR GRINDING MACHINES	192381	1669119	61277	140418
847431 CONCRETE OR MORTAR MIXERS	32624	611734	35259	127257
847432 MACH FOR MIXING MINERAL&BITUME	18610	59504	8034	31211
847439 OTH MACH FOR MIXING MINERALS	532643	1247221	1000	7656
847480 OTHER MACHINERY	193926	443879	9390	54861
847490 PART OF SORTING,SCREENING MACH	369436	834867	308158	533160
847510 MACH FOR MAKING ELEC LAMP/TUBE		140		32361
847521 MACH FOR MAKING OPTICAL FIBRE		1922		10
847529 OTH GLASS WORKING MACHINES	122384	235126	3501	47386
847590 PARTS OF MACHINES H-NO.84.75	14616	25727	4006	8349
847621 BEVERAGE/VENDING MA W REFRIG		412	4017	4017
847629 OTH,AUTOMA BEVERG-VENDING MACH	1450	4209		138
847681 OTH MACH HEATING/REFRIG,DEVICE	256	256		
847689 OTH MACH INCL MONEY CHANG MACH		563		103
847690 PARTS OF MACH HEADING 84.76	278	312	13	32
847710 INJECTION-MOULDING MACHINES	259380	962630	131548	552323
847720 EXTRUDERS	87935	264271	12910	36821
847730 BLOW MOULDING MACHINES	20066	202551	47981	173672
847740 VACCUM MOLDING/THERMOFORM MACH	14936	81777	3008	13190
847751 MACH MOULD PNEUMATIC TYRE,TUBE	194851	244941		11272
847759 OTH MACH FOR MOLDING/FORMING	3759	9662	1114	2413
847780 OTH MACH FOR WORKING RUB/PLAST	155876	492806	89150	204963
847790 PARTS OF MACH,WORKING RUB/PLAS	69264	244051	46839	153252
847810 MACH FOR REPAIRING TOBACCO	6310	6310	44395	138384
847890 PARTS OF MACHINES OF H-84.78	13399	51020	37921	122954
847910 MACH FOR PUBLIC WORKS,BUILDING	29091	128161	25544	200097
847920 MACH FOR EXTRACT/PREP FATS/OIL	7828	28005	84576	134006
847930 PRESS PARTICAL/FIBRE BOARD ETC	4535	30654	19909	35347
847940 ROPE OR CABLE MAKING MACHINES	21853	61931	125518	219361
847950 INDUSTRIAL ROBOTS(N.E.S.)	715	2503	954	1289
847960 EVAPORATIVE AIR COOLERS	6270	403322	27100	103553
847971 PASSE BOARD BRIDGE.AIRPORT USE	1102640	2466907		
847979 OTH PASSENGER BOARDING BRIDGES	21	2359	70	670
847981 MA FOR TREATING METAL/FLE WIRE	213042	261611	1570	19066
847982 MIX/KNEAD/CRUSH/GRIND ETC MACH	134236	424409	188569	373895
847989 OTH APPLI IDIVIL FUNCTIO MACH	702722	1930992	216716	899581
847990 PART OF MA H- 8479.20.60.82.84	73000	218196	77332	288190
848010 MOULDING BOXES FOR MET FOUNDRY	3068	3346	33	7375
848020 MOULD BASES	5017	13183	234	11194
848030 MOULDING PATTERNS	14	1973	141	740
848041 INJECTION OR COMPRESSION TYPES	369	10228	3921	20846
848049 OTH, MOULDS FOR METAL/CARBIDES	66012	126427	13082	75188
848050 MOLULDS FOR GLASS	4271	18057	10730	18938
848060 MOULDS FOR MINERAL MATERIALS.	218140	430727	395	17945
848071 INJECTION OR COMPRESSION TYPES	165374	604116	65640	132879
848079 OTH MOULDS FOR RUBBER/PLASTICS	93871	305801	100911	362043
848110 PRESSURE-REDUCING VALVES	69955	938029	224849	485223
848120 VALVES,OLEOHYD/PNEUMATIC TRANS	7780	28670	20576	83884
848130 CHECK (NONRETURN) VALVES	50458	458376	128452	285678
848140 SAFETY OR RELIEF VALVES	119508	433569	50899	196973
848180 OTH APPLIANCE(TAP,COCKS,VAL)	981964	3902574	1164507	2126566
848190 PARTS OF APPLICANCE H-NO.84.81	76967	326327	73526	334601
848210 BALL BEARINGS.	394662	1192047	381152	1075799
848220 TAPERD ROLLER BEARING INC CONE	45785	155022	65590	212854
848230 SPHERICAL ROLLER BEARINGS	22497	82381	56227	148591
848240 NEEDLE ROLLER BEARINGS	6588	22323	12642	20733
848250 OTH CYCLINRICAL ROLLER BEARING	26257	51657	33154	71984
848280 OTH COMBINED BALL/ROLLER BEAR	49934	176244	67248	117172
848291 BALLS, NEEDLES/ROLLERS PARTS	11016	39722	13898	42129
848299 OTH PARTS OF BALL/ROLLER BEAR	16667	45156	24498	69574
848310 TRANSMISSION/CRANKS/SHAFTS.CAM	255637	729238	243097	694921

Contd.

10.11 Imports by Economic Categories (Detail)

(In Thousand Rupees)

Items	Sept., 2016	From July, 2016	Sept., 2015	From July, 2015
848320 BEARING HOUSING-BALL/ROLR BEAR	5937	21771	8019	31000
848330 BEARING HOUSING NOT INCOR BEAR	126444	553105	125184	381429
848340 GEAR,CHAIN SPOK,GEAR BOXES ETC	229461	760646	215299	600884
848350 FLYWHEL/PULEY INCL PULEY BLOCK	17295	86084	7925	22194
848360 CLUTCHES AND SHAFT COUPLING	50384	176995	86087	266640
848390 PARTS OF HEADING 84.83	46597	119699	30021	119063
848410 GASKET&SIMILAR JOINT OF MATALS	67808	249462	73119	198768
848420 MECHANICAL SEALS	44001	142024	39100	134210
848490 OTH GASKET&SIMI JOINT DISSIMIL	73433	237661	106233	197641
848610 MACH FOR MANUF BOULES / WAFERS		10		
848620 MAC FOR MANUF S-COND,I-CIRCUIT			95	127
848630 MACH FOR MANUF FLAT PANEL DISP			228	556
848640 MACH FOR MANU OF I-CIRCUIT,NES				157
848690 PARTS&ACCE OF MACH MANU S-COND	37	328	111	114
848710 SHIPS/BOATS,PROPELLERS&BLADES	401	22055	241	6320
848790 O-PARTS&ACCE NOT CON ELE-CONNE	25792	92855	25910	102716
850110 ELEC MOTOR OUTPUT NOT>37.5.WAT	53809	375425	38908	141002
850120 UNIVERSAL AC/DC MOTOR >37.5 W	39325	89780	32618	96774
850131 OTH DC MOTOR/GEN 0-P=750 WATT	24672	24672	19423	49097
850132 O-DC MOTOR/GEN 0-P-750W-75KW	1454	16442	6027	12319
850133 OTH DC MOTO/GEN 0-P-75KW-375KW	9831	24564	4997	21400
850134 OTH DC MOTOR/GEN OUTPUT >375KW		8750	17852	27331
850140 OTH AC MOTORS,SINGLE-PHASE	112295	291499	110472	282357
850151 OTHER AC MOTORS MULTI-PHASE	28932	79877	24280	98453
850152 AC MOTORS,OUTPUT-750W-75KW	157558	458563	134660	372670
850153 AC MOTORS,OUTPUT>75KW	89819	318592	69623	154702
850161 AC GENERATORS OUTPUT NOT>75KVA	30000	183567	37493	207091
850162 AC GENERATORS OUTPUT-75-375KVA	29671	59415	15208	59548
850163 AC GENERATOR 0-P-375KVA-750KVA	912	4535		2622
850164 AC GENERATORS OUTPUT >750 KVA	55690	277063	6329	22238
850211 EL GNERATOR (DIESEL)0-P>75 KVA	205574	1511958	250880	1250307
850212 GENER SET(DIESEL)OP- 75-375KVA	344447	704432	142991	434073
850213 GENER SET(DIES ENG)OP>375KVA	488263	1426213	388547	1016926
850220 GENER SET(SP-ING ENG)OP>375KVA	253931	400144	253600	757871
850231 GENERATING SETS,WIND POWERED	3183467	10651038	754504	5485239
850239 OTHER GENERATING SETS	5304561	9926566	1353025	5553648
850240 ELECTRIC ROTARY CONVERTERS.		815		
850300 PARTS FOR MACHIN H-85.01/85.02	723630	4819288	132633	650477
850410 BALLAST FOR DISCHARG LAMP/TUBE	13017	57741	11699	47097
850421 LIQUID DIELECRICT FORMERS	2071	91392		21302
850422 LIQ D-E T/FORMER-650-10000KVA		25069	18282	30836
850423 LIQ DI-ELE T/FORMER >10000KVA	596583	2723660		186216
850431 OTH TRANSFORMER-PHC-NOT>1 KVA	41034	347970	65766	160361
850432 OTH TRANSFORMER-PHC-1KVA-16KVA	8072	30066	2690	8115
850433 OTH TRANSFORMER-PHC-16-500KVA	245679	614158	137197	171744
850434 OTH TRANSFORMER-PHC>500 KVA	1103182	1262969	139372	944065
850440 STATIC CONVERTERS	826100	2284092	594357	2125618
850450 OTHER INDUCTORS	6352	25070	11907	72046
850490 PARTS ELEC POWER MACH H-8504	278348	617460	172657	418886
850511 PERMANENT MAGNETS AND ARTICLES	10706	24339	1900	11586
850519 OTH PERMANENT MAGNETS&ARTICLES	9048	31016	18426	42435
850520 EL-MAGNET COUPLING,CLUTCH ETC	9378	31383	1565	8360
850590 OTH EL-MAGNET INC/PART HD85.05	4876	16918	7356	14840
850610 MANGANESE DIOXIDE P/CELL&BATT	46919	224355	92922	227891
850630 MERCURIC OXIDE P/CELL&BATTERIES		1		242
850650 LITHIUM PRIMARY CELL&BATTERIES	24512	126237	40579	95629
850660 AIR ZINC PRIMARY CELL&BATTERIES	283	1077	395	515
850680 OTHER PRIMARY CELL&BATTERIES	38781	91451	41545	98928
850690 PARTS OF PRIMARY CELL&BATTEIES	8603	27845	2749	38725
850710 LEAD-ACID ACCUMULATOR(STARTNG)	943	4839	1368	3539
850720 OTHER LEAD-ACID ACCUMULATORS	426171	1363677	322742	1676272

Contd.

10.11 Imports by Economic Categories (Detail)

(In Thousand Rupees)

Items	Sept., 2016	From July, 2016	Sept., 2015	From July, 2015
850730 NICKEL-CADMIUM ACCUMULATORS	391	8210	8121	34005
850740 NICKEL-IRON ACCUMULATORS		465		31
850750 BATTERIES NICKEL-METAL HYDRIDE	1112	2859	2359	3326
850760 BATTERIES LITHIUM-ION	107402	120683	16732	36279
850780 OTHER ACCUMULATORS	23423	61216	133457	216420
850790 PARTS EL-ACCMOLATOR INCL SEPR	4502	46597	43931	170485
850811 VACUM CLEANER SE-CONTA E-MOTOR	5301	31513	5914	13367
850819 OTH VACUUM CLEANERS SELF MOTOR	1309	9670	2913	12219
850860 OTHER VACUUM CLEANERS	2475	5715	3438	4897
850870 PARTS OF VACCUM CLEARERS	381	757	601	1109
850940 FOOD GRINDER/MIXERS&JUICE EXT	83871	250487	79816	220105
850980 OTH DOMESTIC APPLIANC	16813	33640	11207	47021
850990 PARTS DOMESTIC APPLIAN	42693	168001	44692	87486
851010 SHAVERS SELF CONTAINED EL-MOTO	2070	20843	3106	6950
851020 HAIR CLIPPERS SELF CON EL-MOTO	7559	31142	3661	18026
851030 HAIR-REMOVING APPLIANCES	3486	7873	831	34950
851090 PART OF SHAVER/CLIPPER/REMOVER	2862	9603	4710	5470
851110 SPARKING PLUGS	93487	312501	78203	223308
851120 IGNITION/DYNAMOS MAG-FLYWHEELS	15290	36064	3264	14708
851130 DISTRIBUTORS;IGNITION COILS	27114	107143	30128	96318
851140 STARTERS MOTORS/DUEL PUR GENER	14685	54892	9977	28812
851150 OTHER GENERATORS	950	5653	2726	14534
851180 OTH EL-IGNITION/START EQUIP	4026	16782	4681	13518
851190 PARTS OF THE HEADING NO.85.11	100423	312731	185307	414154
851210 LIGHTS SIG EQUIP BICYCLE USED	10	177	310	621
851220 OTH LIGHTING SIG EQUIPMENT	132221	493076	189286	548728
851230 SOUND SIGNALLING EQUIPMENT	23856	64447	12121	38309
851240 WINDSCREEN WIPER,DEFROST/DEMIS	6012	19877	3900	17024
851310 PORTABLE ELECTRIC LAMPS	118479	265246	121219	245849
851390 PARTS(OF THE HEADING NO.85.12)	551	1427	352	1329
851410 RESISTANCE HEATED FURNACE/OVEN	690	6713	207	725
851420 INDUCTION/DIELECTRIC FUR/OVENS	54477	57702	823	30884
851430 OTHER FURNACES AND OVENS	11793	56576	4617	8095
851440 OTH IND/DI-EL HEATING EQUIPMNT	1191	10330	8938	37627
851490 PARTS(OF HEADING NO.85.14)	2704	18234	28535	56077
851511 SOLDERING IRONS AND GUNS	12768	19676	19336	26009
851519 OTH BRAZING/SOLDER IRONS&GUNS	4825	21180	4260	16926
851521 MACHINES,RES WELDING OF METAL		33405		430
851529 OTH MACH RES WELDING OF METAL	4778	18286	2737	11613
851531 MACH ARC WELDING METAL F/AUTO	39250	87593	3746	3746
851539 OTH MACH/APP ARC WELDING METAL	30389	179003	15615	60257
851580 OTH MACH/APP HOT SPRAYING METL	21423	40175	49833	66401
851590 PARTS(OF HEADING NO.85.15)	10536	60030	20203	32598
851610 ELE INSTANEOUS/IMERSION HEATER	30443	90700	14899	36295
851621 STORAGE HEATING RADIATORS	1700	2537		3836
851629 OTH ELE SPACE/SOIL HEATNG APPA	35657	57584	24015	35622
851631 HAIR DRYERS	5495	16119	5443	19291
851632 OTHER HAIR DRESSING APPARATUS	4569	16675	1748	10037
851633 HAND DRYING APPARATUS	211	893	8525	9154
851640 ELECTRIC SMOOTHING IRONS	30589	71773	13086	39007
851650 MICROWAVE OVENS	100484	281970	68631	101949
851660 OTH OVEN/COOKER/GRILL/ROASTERS	33760	107634	13158	49482
851671 ELECTRIC COFFEE OR TEA MAKERS	791	8525	8901	15968
851672 ELECTRIC TOASTERS	9981	30963	12985	29598
851679 OTH ELECTRIC-THERMIC APPLIANCE	14280	48275	10701	62567
851680 ELECTRIC HEATING RESISTORS	15401	55742	9775	31247
851690 PARTS EL-THERMIC APP H-85.16	39708	103966	50503	200176
851711 LINE TELEPHONE CORDLESS H-SETS	4974	14055	7271	22802
851712 TELEPHONE FOR CELLULAR NETWORK	5655355	15367891	7033497	17796590
851718 OTHER TELEPHONES	1964	22206	25184	37271
851761 BASE STATIONS FOR WIRELESS N-W	184712	1125708	1076227	2507724

Contd.

10.11 Imports by Economic Categories (Detail)

(In Thousand Rupees)

Items	Sept., 2016	From July, 2016	Sept., 2015	From July, 2015
851762 MACH FOR RECEPTION VOICE/IMAGE	1849334	4472425	1931990	6260026
851769 OTHER APPARATUS	808445	1625566	502480	1367042
851770 PARTS FOR TELEPHONES/WIRELESS	657761	1643276	656062	1371722
851810 MICROPHONES AND STANDS THEREOF	4768	12164	4426	10431
851821 SINGLE L/SP MOUNTED IN ENCLOUR	13870	61993	11070	40431
851822 MULIPLE L/SP MOUNTED IN ENCL	7232	36806	15433	51140
851829 OTH L/SP NOT MOUNTED IN ENCL	32932	136623	30657	85600
851830 HEAD/EAR/MICRO PHONE SPEAK SET	68454	157980	49180	122235
851840 AUDIO FREQUENCY ELEC.AMPLIFIER	32892	45145	4546	14543
851850 ELECTRIC SOUND AMPLIFIER SETS	3157	9342	2957	6571
851890 PARTS & ACCESSORIES HEAD 85.18	36002	49204	3128	12971
851930 TURNTABLES (RECORD-DECKS)		14		98
851950 TELEPHONE ANSWERING MACHINES	24	24		
851981 O-APPA USING MAG/OPTICAL MEDIA	1991	2113	3532	3598
851989 OTH COMPACT DISK PLAYERS	3313	13299	3183	11829
852110 MAGNETIC TAPE TYPE	3618	12242	2542	6293
852190 OTH VIDEO REC/REPRODUCING APP	9721	38348	17571	42928
852210 PICK UP CARTRIDGES				5
852380 DATA/SOUND RECORDED AUTO.DPM	121886	1120341	23916	97814
852550 TRANSMISSION APPA FOR RADIO/TV	2211	48443	11842	46513
852560 TRANSMISSION APPARATUS	36665	116717	45591	99801
852580 TV CAMERAS,DIGI/VIDEO CAMERA-R	181096	420398	101254	247611
852610 RADAR APPARATUS	20298	62930	1501	4359
852691 RADIO NAVIGATIONAL AID APPARAT	9940	73461	59800	203298
852692 RADIO REMOTE CONTROL APPARATUS	359	2497	3728	4477
852712 POCKETSIZE RADIOCASSETE PLAYER	15	149	265	619
852713 OTH APPA COMB W/SOUND REC/PRO		220		
852719 OTH RECORDING/REPRODUCING APPA	976	3665	1996	7274
852721 OTH RADIO BRO-RECEIVER FOR VEH	6412	26437	2675	11132
852729 OTH SOUND REC/REPRO APPA VEH	12815	33887	13704	40006
852791 OTH APPA COMB W/SOUND REC/PRO		94	120	120
852792 APPA NOT COMB W-S-RECOR/REPROD				41
852799 MODEMS FOR SUND RECOD APPA	34	353	111	154
852841 MONITORS AUTOM DATA PRO SYSTEM	2803	8645	91	3439
852849 OTH CATHODE-RAY TUBE MONITORS	77488	78299	7228	8884
852851 OTH MONITOR DATA PROCESSING SY	73739	359764	206667	604752
852859 OTHER MONITORS	46343	144738	1856	10399
852861 PROJECTOR FOR AUTO- DPS-H8471	9131	62051	2528	35175
852869 MULTIMEDIA PROJECTOR-FOR DP-SY	129	2189	21135	22424
852871 RECEPTION APPA FOR TV	21235	73880	22016	45232
852872 OTH COLOUR TV SETS	907847	2426826	509051	728745
852910 AERIALS/REFLECTORS ALL KINDS	5220	35444	171571	204080
852990 OTH PARTS/APP H-85.25-85.28	150236	293631	105575	703520
853080 OTH SIGNAL EQP EL TRAFIC CONT	11204	18903	4815	9160
853090 PARTS OF EQP HEAD 85.30	531	2776	12921	24687
853110 BURGLAR/FIRE ALARMS/SIMIL APPT	110466	248532	12444	42110
853120 INDICATOR PANEL INCORP LCD/LED	7777	37910	7119	26810
853180 OTHER APPARATUS	4446	20623	6582	17617
853190 PARTS ELEC SOUND/VIS SIG APPT	44315	101898	5884	14596
853210 FIX CAPACITO 50/60HZ CAP.5KVAR	9311	91553	6091	42550
853221 OTHER FIXED CAPACITOR	37	428	6	6
853222 ALUMINIUM ELECROLYTIC FIX CAP	4	4781	24	1584
853223 CERAMIC DIELEC,SIN-LYR FIX CAP	1293	2330	303	1618
853224 CERAMIC DIELEC MUL-LYR FIX CAP	3546	8188	3125	7863
853225 DIELECTRIC PAPER PLAS FIX CAP	573	2190	821	1766
853229 OTHER FIXED CAPACITORS	19048	57447	20859	80766
853230 VARIABLE/ADJUSTABLE CAPACITORS	2055	3815	1309	3133
853290 PARTS OF ELECTRICAL CAPACITORS	4793	9663	4574	11593
853310 FIXED CARBON RES COMP/FILMTYPE	2650	34739	2380	6739
853321 OTH FIXED RES CAPACITY < 20 W	516	2518	1704	2366
853329 OTHER FIXED RESISTORS	6356	48807	17317	34738

Contd.

10.11 Imports by Economic Categories (Detail)

(In Thousand Rupees)

Items	Sept., 2016	From July, 2016	Sept., 2015	From July, 2015	
853331	W/WOUND RESISTOR- RHEO&POTEN	3247	7990	3445	8026
853339	OTH W/WOUND VARIABLE RESISTORS	5490	11538	1499	7634
853340	OTH VAR RES INCL REHEOSTATS	8873	24333	20198	37192
853390	PARTS FOR ELECTRICAL RESISTERS	53	707	740	3279
853400	PRINTED CIRCUITS	26966	81742	34450	152960
853510	FUSES FOR VOLTAGE >1000 VOTTS	2743	16566	7548	24449
853521	AUTOMA C-BRAKER VOT <72.5 KV	147865	410409	52284	282229
853529	OTH AUTOMATIC CIRCUIT BRAKER	343980	664834	141231	177412
853530	ISOLATING/MAKE-AND-BREAK SWIT	303546	429242	104289	120192
853540	LIGHT ARRESTER,VOL LIMITER ETC	101057	200390	2832	22041
853590	ELEC APP SWITCHING CIR>1000VOL	78066	162835	19484	131370
853610	FUSES FOR VOLTAGE <1000 VOLTS	6175	31009	12270	33450
853620	AUTOMATIC CIR BREAKER	170038	582503	185930	562409
853630	OTH APP PROTECTING ELEC CIRCU	7171	20133	2585	10822
853641	RELAYS FOR VOLTAGE	5494	31173	84765	103670
853649	OTHER, RELAYS	63065	271867	90092	249417
853650	OTHER SWITCHCES	118588	337740	79462	256039
853661	LAMP HOLDERS	7435	34103	5628	18083
853669	OTHER,PLUGS AND SOCKETS	70233	297868	68155	220896
853670	CONNECTORS FOR OPTICALFIBRES	6002	14891	1320	8657
853690	OTH ELECTRICAL APPARATUS	135591	388911	119095	298765
853710	BOARD,PANEC ETC VOLTAGE-1000V	1289964	2239140	178720	750020
853720	BODIES,CONSOLE ETC VOLT>1000V	2769603	3780159	319146	1502045
853810	BOARD,PANELS GOODS HEAD 85.37	55240	152340	32938	125515
853890	OTH PARTS SUITABLE GOOD H85.37	158892	852865	230060	601347
853910	SEALED BEAM LAMP UNITS	10613	28831	5144	18297
853921	TUNGSTEN HALOGEN LAMPS	26617	89039	20475	61996
853922	OTH LAMPS 200W FOR VOLT>100V	4354	12597	13283	33110
853929	OTH FILAMENT LAMPS EXCL U-VIOL	37901	137200	51654	115630
853931	DISCHARGE LAMP O/TAN U-V-LAMP	643818	2496207	8404	38547
853932	MERCURY OR SODIUM VAPOUR LAMPS	19530	52229	5442	12428
853939	OTH DISCHARGE LAMPS,O/TH ULTRA	3815	18632	735155	2347220
853941	ARC-LAMPS (ELECTRIC)		1132	249	1212
853949	OTH ULTRA-VOILET/INFRA-REDLAMP	2707	8330	3128	10014
853990	PARTS ELECTRIC FILAMENT/D-LAMP	45666	135187	25478	94772
854011	CATHODE-RAY TV PICTURE TUBES				5895
854020	TV CAMERA TUBE(IMAG CONVERTER)		353		19
854040	DATA GRAP DISPL TUBE,COLO/MONO		22		
854071	MAGNETRONS	12686	22691	17289	84381
854079	OTH,MICROWAVE TUBE,CARCINOTR	30	100		
854081	OTHER VALVES AND TUBES:	4462	5345		
854089	OTHER VALVES ANA TUBES,N.S.	101	487	63	1511
854099	OTH PARTS OF HEADING NO.85.40	34	145	15	19
854110	DIODES,OTH THAN PHOTOSENSITIVE	7809	37245	12364	37235
854121	TRANSISTOR O/THAN PHOTOSENSITV	341	4130	526	930
854129	OTH TRANSISTOR O/TH PHOTOLEN	5979	21931	13249	23679
854130	THYRISTORS DIACS AND TRIACS	759	3223	635	5695
854140	PHOTOSENSITIV SEMICONDUCTOR DE	1395205	8471871	950217	9480180
854150	OTH SEMICONDUCTOR DEVICES	4839	17764	7053	10542
854160	MOUNTED PIEZO-ELECTRIC CRYSTAL	629	5732	2732	4514
854190	PARTS OF APPARATUS OF H-85.41	793	3345	1932	5399
854231	ELECTRONIC INTEGRATED CIRCUIT	50693	139107	26814	83694
854232	MEMORIES	1267	48671	14991	26488
854233	AMPLIFIERS	1421	4377	2865	8030
854239	OTH ELECTRO INTEGRATED CIRCUIT	56621	160326	57121	125608
854290	PARTS OF ELEC INTIGRAT CIRCUIT	1108	7835	10761	37930
854310	PARTICLES ACCELERATORS	38	197142	860	104656
854320	SIGNAL GENERATORS	384	8077	1965	13492
854330	MACH APPA EL-PLATNG ELECTROLYS	38107	105049	1061	3013
854370	OTHER MACHINE/APPARATUS	150053	851055	356440	639825
854390	PARTS OF THE APPARATUS H-85,43	6699	38929	15391	34567

Contd.

10.11 Imports by Economic Categories (Detail)

(In Thousand Rupees)

Items	Sept., 2016	From July, 2016	Sept., 2015	From July, 2015
854411 WINDING WIRE OF COPPER	9083	70660	32081	59089
854419 OTHER WINDING WIRE OF COPPER	23094	178957	51545	213786
854420 CO-AXIAL CABLE & CONDUCTORS	40743	162965	12472	116405
854430 IGNITION & OTHER WRITING SETS	7611	36512	132054	153254
854442 COMPUTER LEADS WITH CONNECTOR	233255	638254	57559	284719
854449 OTH ELECTRIC CONDUCTOR N>1000V	1801117	3215759	514566	1108861
854460 OTH EL CON FOR VOLTAGE >1000V	58224	236606	95914	286856
854470 OPTICAL FIBRE CABLES	83538	254594	12460	101056
854511 ELECTRODES USED IN FURNACES	915	5266	11590	12488
854519 OTHER ELECTRODES	427	2925	496	1670
854520 CARBON BRUSHES	10607	23072	4938	17767
854590 OTH LAMP/BATTERY CARBON,GRAPIT	4306	5820	3952	6872
854610 EELECTRICAL INSULATOR OF GLASS				38
854620 EELECTRICAL INSULATOR CERAMICS	732807	861712	37496	77531
854690 OTH ELE INSU OTH THN GLAS,CERA	88551	249641	4024	32976
854710 INSULATING FITTINGS OF CERMIC		172	82	223
854720 INSULATING FITTINGS OF PLASTIC	53	5426	6	280
854790 OTH INSULATIN FITT PLAS/CERMIC	2618	13621	45974	88469
854810 WAST/SCRIP PRI BATRY,CEL,ACCUMU	97444	303063	254983	292590
854890 OTH,PARTS ELE MACHINE/APP NES	247	393	785	2755
860110 RAIL LOCOMO POWERED ELECTRICIT			9628	9628
860290 OTH,RAIL LOCOMOTVE,LOCOMO TEND				27
860400 RAIL/TRAMWAY MAINTENANCE VEHIC		560080	136199	1151495
860500 RAIL/TRAMWAY PASSENGER COACHES			6999	6999
860630 SELF DISCHARGING VANS,WAGONS		277		
860699 OTH RAIL,TRAMWAY GOOD VAN(NSP)	815125	2652755		
860719 OTH INCL PARTS AXELS/WHEEL		387129		207311
860721 AIR BRAKES AND PARTS THEREOF	2447	3667		
860729 OTH BRAKES LOCOMO&PATS THEREOF		6838		32943
860730 HOOKS,COUPLIN DEVICES,BUFFERS	32	32		
860791 OTHER PARTS OF LOCOMOTIVES	131943	793408	217600	471865
860799 OTH RAILWAY LOCOMOT STOCK PART	93	93	674	1193
860800 RAIL/TRAMWAY TRACK FIXTURES	205001	283364	10552	11107
860900 CONTINERS SPECIL DESI,EQUIPPED	18022	56833	6080	74143
870110 PEDESTRAIN CONTROLLED TRACTORS				4980
870120 ROAD TRACTORS FOR SEMI-TRAILER	840676	3111599	990487	2411856
870130 TRACK-LAYING TRACTORS				13916
870190 COMP AG-TRACTORS-ANY KIT FORM	190040	715401	15241	206103
870210 M.VEH 10 OR >PERSON DIESEL ENG	560877	3271686	554334	1420258
870290 COMP O-M-VEH 10PER&DERIVER AKF	32837	119250	101308	390108
870310 M-CAR FOR TRAVEL ON SNOW/GOLF	1181	2431	660	4916
870321 MOTOR VEH CYLNDER CAP-1000CC	3056444	10953966	2959870	8826811
870322 OTH CAR CY CAP>1000CC - 1500CC	2907399	7870932	2903701	7787165
870323 OTH VEH CYL CAP 1500 - 3000CC	2586417	6747513	1416390	4259213
870324 OTH VEH CYL CAPACITY>3000CC	417161	1337748	270342	965155
870332 VEH(DIESEL ENG)CY-1500 -2500CC	8910	17230	403414	478774
870333 OTH VEH(DIESEL ENG)CAP>2500CC	31099	117572	64238	195656
870390 OTH M-CAR/M-VEH FOR PERSONS		2554		1091
870410 DUMPERS DESIGN FOR OFF-HIGHWAY	433164	718172	160518	286501
870421 OTH VEH(DIESEL ENG)NOT>5TONNES	592741	2340302	543013	1865551
870422 OTH VEH(DIESEL ENG)GVW-5-20TON	900626	2663834	706183	1519864
870423 OTH VEH(DIESEL)GVW >20 TONNES	968323	2347535	5655	419008
870431 OT VEH SPARK-IGNITION NOT>5TON	363809	1386736	606235	1842714
870490 OTH VEH FOR TRANSPORT GOODS		480		
870510 CRANE LORRIES	453240	755180	43791	85205
870530 FIRE FIGHTING VEHICLES	48353	48353	6372	6372
870540 CONCRETE-MIXER LORRIES	47238	303630	50915	267806
870590 OTH SPECIAL PURPOSE MOTOR VEHL	300822	1731645	40285	203955
870710 BODIES/CABS FOR VEH-H-87.03	15744	71762	2416	7319
870790 BODIES OF VEH-H-87042190&.3190	26569	87281	19283	58350
870810 BUMPERS AND PARTS THEREOF	38454	164470	14252	39310

Contd.

10.11 Imports by Economic Categories (Detail)

(In Thousand Rupees)

Items	Sept., 2016	From July, 2016	Sept., 2015	From July, 2015	
870821	OTH PART ACCE OF BODIES,SEATS	17903	77247	20301	60977
870829	OTH PART ACCE OF BODIES,CABS	835488	2038616	498767	1213615
870830	BRAKES&SERVO-BRAKES,PARTS VEH	73639	245115	53094	189319
870840	GEAR BOXES AND PARTS THEREOF	180637	445811	37564	173074
870850	DRIVE-AXLES WITH DIFFERENTIAL	34577	165583	124731	203425
870870	ROAD WHEELS&PARTS&ACCESSO	73794	252478	45359	101179
870880	SUSPENSION SYS,SHOCK-ABSORBERS	209647	547717	127606	455990
870891	RADIATORS & PARTS THEREOF VEH	21728	72935	20040	66403
870892	SILENCERS&EXHAUST PIPES,PARTS	3938	8820	1259	6463
870893	CLUTCHES AND PARTS THEREOF	21456	64642	17425	58678
870894	STEERING WHEELS,CLUMNS,BOXES	78425	172979	32233	118488
870895	SAFETY AIRBAGS INFLATER SYSTEM	69	400	163	2806
870899	OTH PARTS FOR VEHICLES H-8701	421835	1706779	1199471	2145137
870919	OTH WORK TRUCK SELF PRO N-FITT	89791	89791		1964
871000	TANKS,OTH ARMOUD FITGHING VEH				3559
871110	MOTORCYCLE CYL CAP-NOT>50CC		32	53	611
871120	M-CYCLE CYL CAPACITY- 50-250CC	648189	1922830	1097933	2873991
871130	M-CYCLE CYL CAPACITY-250-500CC			68709	147408
871140	M-CYCLE CYL CAP-500-800CC	5100	41132	1474	3206
871150	M-CYCLE CYL CAP EXCEEDIN-800CC	682	3094	2485	9962
871190	OTH M-CYCLE(INCLUDING MOPEDS)			1072	3732
871200	BICYCLES,OTH DELIVERY TRICYCL	22501	189086	45532	168850
871310	INVALID CARRIAG NOT MECH PROPL	20275	102859	28674	75471
871390	OTH INVALID CARRIAG MOTORISED	241	3832	2389	4527
871410	SADDLES OF MOTORCYCLES,MOPEDS	458602	1607009	629078	1803501
871420	PART ACCE INVALID CARRIAGES		237	102	102
871491	FRAMES,FORKS & PARTS THEREOF		662	4783	5117
871492	WHEEL RIMS AND SPOKES	597	1363	265	1275
871493	HUBS,COAST BRAK HUB,FREE WHEL	2511	29429	5905	21521
871494	BRAK,COAST BRAK HUB,HUB BRAK	1156	7645	286	2259
871495	OTHER, SADDLES	1852	6121	1267	5753
871496	PEDALS,CRANK-GEAR,& PARTS THOF	408	1072		450
871500	BABY CARRIAGES & PARTS THEREOF	6280	13407	9004	21056
871610	TRAILER,SEMI-TRALER CARVN TYPE			10129	10129
871620	SELF LOADING/UNLODING TRAL AGR				10692
871631	TAKER/SEMI TANKER TRAILERS	8222	100394	14341	19308
871639	OTH TRAILER,SEMI TRAI FOR GOOD	55435	72555		1663
871640	OTH TRAILERS & SEMI-TRAILERS	5878	129148		2012
871680	OTH VEH NOT MECHANICALLY PROPL	5491	39840	7251	18676
871690	PARTS,TRAILER SEMI-TRAI H87.16	31047	61529	26999	97663
880220	AEROPLAN UNLADEN WT NOT>2000KG			31369	44350
880240	AEROPLAN UNLADN WT >15000KG	127921	437595	2028098	9613306
880310	PROPELLERS,ROTORS & PATS THROF				11
880320	UNDER CARRIAGES/PARTS THEREOF		549	53	350
880330	OTH PARTS OF AEROPLANE/HELICOP	261658	561954	270582	604343
880400	PARACHUTES AND ROTOCHUTES,PART				360
880510	AIRCRA LAUN GEAR,DECK ARRESTOR				1944
880529	OTH GROUND FLYING TRAINER PART		489		
890110	CRUISE SHIPS,BOATS FOR PERSONS				830
890310	INFLATABLE YATCHS,VESL PLE/SPO		27725		239
890392	MOTORBOAT,O/THN OUTBOARD M-BO				7885
890399	OTH INFLTABLE YATCHTS		729	129	1721
890400	TUGS AND PUSHER CRAFT.	27312	27312		
890510	DREDGERS		24875		
890590	OTH LIGHT VESSELS,FLO-CRANES			46919	56814
890710	OTH FLOATING INFLATABLE RAFTS		883		
890790	OTH FLOATING STRUCTURES,TANKS				958
900490	OTH SPECT,GOGGLE&THE LIKE CORR	4927	38093	4319	13659
900510	BINOCULARS	42843	50956	1148	2801
900580	OTH ASTRONOMICAL INSTRUMENTS	83	320	16351	16479
900699	O-PART,AC P-GRAPHIC F-LIGH APP	302	460	432	710

Contd.

10.11 Imports by Economic Categories (Detail)

(In Thousand Rupees)

Items	Sept., 2016	From July, 2016	Sept., 2015	From July, 2015
900710			11	11
900720		33446	65	65
900791	84	579		1303
900792		4583	237	332
900850				953
900890			676	798
901010		21392	1734	11021
901050	253	781	110	1310
901060	39			
901060	1997	16539	7607	20780
901090	1006	1570	2134	3693
901110		798	48	231
901120		945	2258	5256
901180	19669	175569	9316	57265
901190	98	1162	872	1380
901210		18709	66	13805
901290			36	3893
901310		7766		31
901320	7378	10067	408	3048
901380	31496	106435	30440	61270
901390	816	1487	213	360
901410		139	146	383
901420	13795	57204		
901480	992	1491	974	6620
901490	319	438		17585
901510	64	3416		847
901520		7993	170	906
901530	2522	27790	2948	4313
901540		42	50468	50468
901580	200577	713340	1188512	1647450
901590	235144	609050	195695	1257067
901600	837	11356	3243	9708
901710	208	2712		7765
901720	1015	25748	5767	12155
901730	5869	15772	3408	10042
901780	16634	50094	10296	29124
901790	403	3677	1769	3161
901811	2368	11930	1897	7908
901812	25542	137064	80848	206639
901813	134627	548441	421144	517292
901814		1068		2482
901819	288139	616607	223001	467463
901820	159	368	107	226
901831	207111	609176	158303	580491
901832	33839	73832	17218	75364
901839	545269	1764158	462227	1433117
901841	511	511		18
901849	4027	14169	3803	16383
901850	55646	116360	43867	102621
901890	698473	2345683	664250	2069037
901910	9118	43109	5869	38982
901920	65596	290837	106697	257792
902190	6918	28938	15671	68608
902212	11455	45888	17616	441885
902213	878	2099		
902214	154077	343707	141183	238465
902219	33530	66843	54149	386373
902221		1681		2663
902229		74483		5931
902230		7236	81	15901
902290	11926	42951	32183	61812
902300	53736	103576	121722	222083

Contd.

10.11 Imports by Economic Categories (Detail)

(In Thousand Rupees)

Items	Sept., 2016	From July, 2016	Sept., 2015	From July, 2015
902410 MACH&APPLI FOR TESTING METALS	745	10811	7348	18781
902480 O-MACH-TESTING HARDNESS/STREN	19184	130896	57511	149262
902490 PARTS&ACC-HARD/STREN TEST MACH	7390	12491	2863	9822
902511 LIQUID-FILLED THERMOMETER/PYRO	9802	26484	4975	15354
902519 OTHER THERMOMETERS/PYROMETERS	11403	60103	11242	175888
902580 OTHER INSTRUMENTS	17492	67618	30265	61536
902590 PARTS ACCE INSTRUMENTS H-9025	7063	46607	465	10240
902610 APP,MEASUR/CHECK FLOW/ LEVEL.	43247	161098	22196	67157
902620 APP, MEASUR/CHECK PRESSURE.	38192	301647	33383	190908
902680 OTH,APP,MEASUR VARIATION LIQ/G	70240	488808	75711	542680
902690 PARTS,ACCE OF SUB GROUP 90.26.	4359	42281	18096	303665
902710 GAS/SMOKE ANALYSIS APPARATUS.	30801	276858	10660	122596
902720 CHROMATOGRAPHS/ELECTROPHOR INS	38931	181460	39910	117093
902730 SPECTRO,SPECTROPHOT-METER RADI	14293	136663	26671	90954
902750 OTH,INS.USING OPTCAL RADIATION	78464	223229	111552	205448
902780 OTH,INST FOR PHYSICAL CHEM ANA	194432	567284	344096	844443
902790 MICROTOMES;PART ACCE APP-90.27	162494	459680	25603	159478
902810 GAS METERS	58009	393947	106192	403872
902820 LIQUID METERS		1445	3003	5713
902830 ELECTRICITY METERS	26438	75519	8869	45276
902890 PART,ACCE OF SUB GROUP 90.26	140274	402196	107259	179787
902910 REVOL/PROD COUNTRS,TAXIMETERS,	1088	5489	2247	7165
902920 SPEED INDICATORS/TACHOMETERS	3708	22033	3247	25954
902990 PARTS ACCE OF METERS-H-90.29	11181	37398	10257	30445
903010 INS,MEASUR IONISING RADIATIONS	5329	37032	8121	158955
903020 OSCILLOSCOPE&OSCILLOGRAPHS	16580	23917	1023	17505
903031 O-INSTR MEASUR VOLTAGE,CURRENT	4665	11942	823	5695
903032 MULTIMETER WITH RECORD DEVICE	2464	9068	1291	2034
903033 O-METER WITH OUT RECOED DEVICE	15760	69391	20989	53647
903039 O-OSCILLOSCOPE W-RECOD DEVICE	951	2910	2930	6999
903040 OTH,INS,SPE DESI FOR TELECOMMU	44288	48595	4918	30465
903082 OTH,INS,MEASUR SEMICONDOCTOR	1839	1839		379
903084 OTH,APPA,WITH RECORDING DEVIC		6479		1485
903089 OTH,INS,MEASUR ELECTRICAL QTY.	32826	91094	19392	37228
903090 PARTS ACCE OF SUB GROUP 90.30	917	4471	3009	47685
903110 MACH BALANCING MECHANICAL PARTS	14664	20742	2727	6001
903120 TEST BENCHES		3586		847
903149 OTH,OPTICAL INS & APPLIACES.	10768	34294	6920	19552
903180 OTH,INS APPLIANCES & MACHINES.	206260	564613	128248	496336
903190 PART,ACCE OF ARTICLE H- 90.31	14245	57634	27886	49602
903210 THERMOSTAT	22644	123793	23786	115517
903220 MANOSTAT(PRESSURE REGULATORS)	442	1585	1781	3265
903281 OTH,INS HYDRAULIC OR PNEUMATIC	883	4075	952	8277
903289 OTH,REGULATING,CONTROLLING INS	201488	674398	180234	411828
903290 PARTS,ACCE OF ARTICLE H- 90.32	3510	19248	6725	33885
940210 DENTISTS,BARBER CHAIRS, PARTS	2281	19081	1287	4718
940290 OTH;OPE TABLES,EXAM TABLE MECH	68667	199386	83585	191462
940560 ILLUMINATED SIGN,NAMPLATES,LIK	4207	60568	70271	111331
940591 PARTS OF LAMP LIGHT FIT GLASS.	9092	50073	4321	35854
940599 OTH PARTS H-NO.94.05,N.E.S.	20522	40297	4205	12777

10.12 Exports by Areas and Countries / Territories

(In Thousand Rupees)

Territories/Countries	Sept., 2016	Cumulative From July,2016	Sept., 2015	Cumulative From July,2015
GRAND TOTALS	160,787,262	488,239,780	179,817,458	528,573,386
LATIN AMERICA	271,029	719,149	222,858	695,632
Anguilla				308
Antigua and Barbuda				1,507
Bahamas	6,117	8,284		8,689
Barbados	1,590	2,904	1,922	6,893
British Virgin Is.			1,330	1,330
Cayman Islands	1,405	1,708	380	380
Cuba	30,198	88,983	47,362	100,402
Dominica		1,792	1,858	1,858
Dominican Republic	94,395	233,685	53,906	263,876
Grenada	785	7,399	480	5,233
Guadeloupe	219	219	12,832	25,380
Haiti	31,057	100,185	6,548	25,855
Jamaica	10,583	65,169	13,956	56,505
Martinique	9,620	10,462		
Puerto Rico	24,324	56,794	40,532	92,746
St. Kitts and Nevis		224		
St. Lucia		987	5,230	5,321
St. Vincent/Grenadine	1,832	3,582	1,008	1,642
Trinidad and Tobago	58,903	136,772	35,513	97,705
CENTRAL AMERICA	989,875	3,423,088	1,315,483	3,927,341
Belize	55	519		
Costa Rica	51,212	151,637	42,656	113,690
El Salvador	16,833	66,273	34,495	93,931
Guatemala	22,766	75,471	38,763	202,108
Honduras	47,053	116,536	165,433	379,937
Mexico	752,433	2,653,620	818,849	2,517,176
Nicaragua	24,044	170,004	73,512	212,429
Panama	75,478	189,027	141,777	408,070
SOUTH AMERICA	1,664,529	6,010,827	2,056,154	6,750,329
Argentina	391,538	1,160,615	564,212	1,473,777
Bolivia	1,894	22,206	10,690	13,190
Brazil	307,391	854,500	368,867	1,295,694
Chile	367,954	1,740,251	428,620	1,613,146
Colombia	196,360	948,383	286,904	1,032,754
Ecuador	59,650	169,846	102,132	153,894
Guyana	23,236	24,404	4,558	14,202
Paraguay	53,098	218,775	54,436	246,554
Peru	206,610	625,034	197,817	670,825
Suriname		7,359		537
Uruguay	17,948	166,769	37,510	98,396
Venezuela, Bolivar. R	38,848	72,685	407	137,360
NORTH AMERICA	29,340,882	91,784,762	36,899,143	103,505,505
Bermuda	743	2,169	51	2,260
Canada	1,712,626	5,537,608	2,007,750	5,957,541
U.S.America	27,627,513	86,244,985	34,891,342	97,545,704
EASTERN EUROPE	3,303,245	9,767,998	2,811,555	8,583,946
Belarus	306	2,907		10,580
Bulgaria	149,872	353,998	117,009	298,155
Czech Republic	244,468	999,032	225,397	749,916
Hungary	99,788	415,024	57,462	278,341
Poland	1,469,956	4,372,557	1,110,895	3,923,002
Republic of Moldova	2,337	2,972	2,548	5,946
Romania	231,759	643,334	246,360	598,583
Russian Federation	815,877	2,325,010	665,871	1,896,942

Contd.

10.12 Exports by Areas and Countries / Territories

(In Thousand Rupees)

Territories/Countries	Sept., 2016	Cumulative From July,2016	Sept., 2015	Cumulative From July,2015
Slovakia/Slovak R.	23,291	75,053	29,010	56,971
Ukraine	265,591	578,112	357,004	765,509
NORTHERN EUROPE	17,121,626	52,114,029	16,215,059	51,092,593
Denmark	1,166,795	3,772,306	839,271	3,016,285
Estonia	142,158	406,464	135,207	433,881
Finland	220,465	676,847	338,210	949,776
Iceland	647	1,701	323	1,490
Ireland	495,835	1,539,280	431,548	1,184,848
Latvia	90,369	227,826	50,033	143,412
Lithuania	293,345	727,214	254,323	824,807
Norway	416,000	1,118,138	261,247	1,055,132
Sweden	1,057,498	3,426,390	802,747	2,749,119
United Kingdom	13,238,514	40,217,863	13,102,148	40,733,844
SOUTHERN EUROPE	13,132,587	42,287,257	13,210,002	39,633,529
Albania	16,179	63,192	13,449	83,927
Andorra			364	364
Bosnia & Herzegovina		1,102	5,266	5,717
Croatia	115,768	316,402	76,547	204,789
Fr.Yugoslav R.Macedo		1,763		
Greece	368,098	1,283,683	444,599	1,031,000
Italy	4,897,795	15,007,699	5,094,546	14,689,848
Malta	30,081	83,623	69,202	177,846
Portugal	1,457,472	3,971,879	1,558,596	4,095,033
San Marino				1,005
Slovenia	535,110	1,640,399	268,374	1,174,999
Spain	5,704,261	19,840,934	5,669,747	18,132,727
Serbia	7,822	76,582	9,313	36,272
WESTERN EUROPE	24,516,693	75,411,603	21,192,591	67,027,091
Austria	151,506	372,886	136,613	399,286
Belgium	5,667,420	17,010,911	5,041,510	14,862,999
Europien Union			1,609	1,609
France	3,427,020	9,231,704	3,201,547	8,663,484
Germany	9,323,171	30,000,103	8,038,809	26,610,861
Luxembourg	26,066	38,565	6,158	6,769
Netherlands	5,818,539	18,456,297	4,687,139	16,183,104
Switzerland	102,972	301,136	79,207	298,979
EASTERN AFRICA	4,137,454	11,807,368	5,870,410	15,399,580
Burundi	5,670	12,154		
Comoros	191,232	331,923	50,223	294,061
Djibouti	251,131	572,787	260,035	1,067,760
Eritrea				13,586
Ethiopia	27,967	40,355	461	7,804
Kenya	1,996,729	5,175,470	2,179,655	5,739,396
Madagascar	522,802	1,271,886	901,266	1,784,521
Malawi	8,040	26,218	18,787	28,742
Mauritius	132,982	365,131	148,045	402,104
Mayotte	9,270	24,936	10,833	27,932
Mozambique	92,927	606,194	213,126	1,732,907
Reunion	51,097	127,446	69,871	171,364
Rwanda	1,253	1,629		5,300
Seychelles	27,757	87,295	22,006	69,097
Somalia	255,700	886,678	338,193	655,471
Uganda	13,002	28,974	16,867	38,520
U.R.of Tanzania	425,023	1,917,626	1,557,320	3,101,717
Zambia	6,827	11,623	3,110	28,389
Zimbabwe	118,046	319,045	80,612	230,910
MIDDLE AFRICA	494,715	1,053,774	790,587	2,069,644

Contd.

10.12 Exports by Areas and Countries / Territories

(In Thousand Rupees)

Territories/Countries	Sept., 2016	Cumulative From July,2016	Sept., 2015	Cumulative From July,2015
Angola	320,743	576,977	130,411	1,014,522
Cameroon	134,549	354,583	29,635	138,210
Central African R.				71
Chad		527		
Congo, Republic of			9,709	37,606
D.R.of Congo	18,091	100,356	604,987	841,142
Gabon	21,331	21,331	15,845	38,093
NORTHERN AFRICA	1,550,530	4,742,010	2,162,334	5,791,559
Algeria	133,267	361,533	187,909	456,508
Egypt(U.A.R.)	808,887	2,428,550	1,253,164	3,279,165
Libya	47,611	85,192	46,143	143,269
Morocco	154,230	401,440	108,328	296,661
Sudan			349,744	1,094,108
South Sudan	218,911	975,549		
Tunisia	187,624	489,746	217,045	521,850
SOUTHERN AFRICA	1,400,768	4,588,382	2,402,571	5,922,534
Botswana	10,380	45,203	19,352	60,398
Lesotho	121,921	239,920	17,005	123,067
Namibia	3,349	5,642	5,157	11,252
South Africa	1,256,054	4,272,233	2,361,056	5,719,082
Swaziland	9,064	25,384		8,735
WESTERN AFRICA	1,045,459	3,689,783	1,907,193	5,262,751
Benin	114,700	625,674	736,817	1,868,906
Burkina Faso(Fr.Up.V	6,843	12,273		76
Co,te d,Ivoire(Fr.Iv	101,402	204,491	360,412	549,661
Gambia	46,307	167,714	54,758	609,760
Ghana	121,490	283,210	48,230	179,140
Guinea	7,170	37,665	7,722	22,053
Guinea-Bissau		96,134	103,344	317,751
Liberia	6,993	13,957	3,218	65,410
Mali	7,783	8,505	944	1,868
Mauritania	28,487	84,007	35,760	129,113
Niger	25	1,193		1,741
Nigeria	488,166	1,430,802	230,672	606,260
Senegal	67,263	305,922	92,663	381,178
Sierra Leone	37,969	300,183	72,422	189,216
Togo	10,863	118,053	160,232	340,620
EASTERN ASIA	15,566,807	50,405,102	20,961,968	65,444,283
China	10,303,188	34,226,544	14,831,828	45,786,947
Hong Kong S.A.Re.Chi	1,172,893	3,379,857	2,081,984	5,539,453
Japan	1,201,934	4,236,821	1,689,279	4,728,046
Korea D.P.Republic				137
Korea, Republic of	2,460,121	7,079,949	2,000,584	8,181,860
Macao.China			452	1,629
Mongolia	12,835	13,825		7,110
O.Asia(Tai.For.Pe.Ki	415,835	1,468,105	357,840	1,199,101
SOUTH-CENTRAL ASIA	21,413,371	60,792,415	25,193,597	68,434,460
Afghanistan	10,032,923	25,293,502	11,012,650	33,963,109
Bangladesh	5,314,969	16,830,523	7,112,697	17,899,661
India	3,685,119	11,184,524	3,916,975	8,176,320
Iran (Islamic R.)	218,023	816,732	186,469	762,211
Kazakstan	116,182	338,125	90,108	227,890
Kyrgyzstan/Kyrgyz R.	2,119	48,310	21,488	34,510
Maldives	51,935	159,118	72,285	189,098
Nepal	13,783	22,483	4,309	39,780
Sri Lanka	1,897,381	5,787,194	2,681,279	6,886,584
Tajikistan	29,293	84,990	40,208	78,470

Contd.

10.12 Exports by Areas and Countries / Territories

(In Thousand Rupees)

Territories/Countries	Sept., 2016	Cumulative From July,2016	Sept., 2015	Cumulative From July,2015
Turkmenistan	23,090	105,206	29,642	100,173
Uzbekistan	28,553	121,711	25,487	76,656
SOUTH-EASTERN ASIA	6,269,694	17,281,357	8,126,584	20,211,856
Brunei Darussalam	2,452	3,426	9,255	18,219
Cambodia Fr.Kampuche	233,545	756,888	333,722	963,058
Timor Leste	19,356	24,209		
Indonesia	601,237	2,234,671	1,348,158	2,638,054
Lao People's D.R.	6,894	28,592	13,205	27,063
Malaysia	877,826	3,177,161	1,305,649	3,936,512
Myanmar	90,540	262,662	141,890	313,982
Philippines	1,096,383	2,064,308	334,485	998,603
Singapore	415,344	1,189,081	671,299	1,872,209
Thailand	656,176	2,150,731	940,914	2,525,129
Viet Nam	2,269,941	5,389,628	3,028,007	6,919,026
WESTERN ASIA	15,073,260	45,298,040	16,650,396	52,342,142
Armenia	846	846	1,828	7,079
Azerbaijan	213,162	576,062	356,375	970,414
Bahrain	670,782	1,550,549	443,027	1,720,449
Cyprus	28,914	107,261	51,196	92,479
Georgia	33,075	54,377	19,517	73,125
Iraq	156,681	458,990	206,912	428,527
Jordan	423,617	1,104,961	385,177	1,095,515
Kuwait	916,195	2,246,250	705,591	2,323,799
Lebanon	166,340	431,121	263,595	639,818
Oman	528,098	2,141,811	955,620	3,088,058
Qatar	411,486	1,399,761	564,393	1,319,181
Saudi Arabia	2,557,731	8,332,762	3,517,535	10,810,894
Syrian Arab Republic	53,396	161,035	74,312	122,676
Turkey	1,998,474	5,372,981	1,800,559	5,183,072
United Arab Emirates	6,389,757	19,655,783	6,490,238	22,790,283
Yemen	524,706	1,703,490	814,521	1,676,772
AUSTRALIA AND NEW ZEALAND	3,471,039	6,983,616	1,812,616	6,421,743
Australia	3,129,939	5,955,560	1,497,697	5,452,739
New Zealand	341,100	1,028,056	314,919	969,005
MELANESIA	17,476	60,244	13,865	48,180
Fiji	11,418	42,020	8,317	37,967
New Caledonia		1,577	1,603	1,603
Papua New Guinea	5,536	15,537	3,896	4,470
Solomon Islands				1,853
Vanuatu	522	1,110	49	2,286
MICRONESIA	482	744	2,389	2,942
Guam	482	744	2,389	2,431
Micronesia,F.States				511
POLYNESIA	5,740	18,232	102	5,746
American Samoa		9,430		
Cook Islands				27
French Polynesia	3,172	4,076		5,581
Samoa	2,409	4,566	102	137
Tonga	160	160		

10.13 Re-Exports by Areas and Countries / Territories

(In Thousand Rupees)				
Territories/Countries	Sept., 2016	Cumulative From July,2016	Sept., 2015	Cumulative From July,2015
GRAND TOTALS	1,266,700	4,531,286	990,483	4,682,692
CENTRAL AMERICA		37		
Panama		37		
SOUTH AMERICA		5,721	31	7,573
Bolivia				2,211
Brazil				101
Colombia				436
Ecuador				1,058
Peru		5,721	31	3,767
NORTH AMERICA	465,334	654,312	87,771	245,530
Canada	96,106	112,503	10,754	32,851
U.S.America	369,228	541,808	77,017	212,679
EASTERN EUROPE	2,675	167,709	693	259,486
Bulgaria				10,250
Czech Republic	2,321	3,193		2
Hungary		8,176		245,063
Poland	5	154,738	236	2,231
Romania		128		376
Russian Federation	224	256		
Ukraine	125	1,218	457	1,563
NORTHERN EUROPE	84,372	240,896	222,490	251,637
Denmark		2,673	32,839	33,003
Finland				1,472
Ireland				20
Latvia		3,879		
Lithuania	532	21,019	685	2,069
Norway		111	5,647	6,186
Sweden	72,865	73,274	5	3,322
United Kingdom	10,975	139,940	183,315	205,565
SOUTHERN EUROPE	66,234	507,155	6,730	20,565
Greece	261	1,922	934	2,254
Italy	65,921	505,181	5,497	18,012
Spain	52	52	300	300
WESTERN EUROPE	312,712	777,166	263,103	1,086,626
Austria	338	4,734	755	1,079
Belgium	4,796	16,667	465	3,107
France	37,034	362,110	114,327	258,259
Germany	260,566	321,702	12,031	664,042
Luxembourg				3,048
Netherlands	5,256	14,167	85,606	94,793
Switzerland	4,720	57,785	49,920	62,299
MIDDLE AFRICA			172	172
Cameroon			172	172
NORTHERN AFRICA	38	779		3,088
Algeria		548		
Egypt(U.A.R.)	38	231		2,772
Morocco				316

Contd.

10.13 Re-Exports by Areas and Countries / Territories

(In Thousand Rupees)

Territories/Countries	Sept., 2016	Cumulative From July,2016	Sept., 2015	Cumulative From July,2015
SOUTHERN AFRICA	12,150	12,150	25,165	25,206
South Africa			25,144	25,144
Swaziland	12,150	12,150	21	61
WESTERN AFRICA			775	1,082
Ghana			775	775
Nigeria				307
EASTERN ASIA	117,170	598,701	67,250	426,669
China	3,855	284,562	22,880	148,104
Hong Kong S.A.Re.Chi	74,727	197,012	18,207	171,401
Japan	34,452	107,850	22,847	102,825
Korea, Republic of	4,136	6,468	145	826
O.Asia(Tai.For.Pe.Ki		2,809	3,171	3,513
SOUTH-CENTRAL ASIA	12,028	60,741	39,095	79,636
Afghanistan	10,449	47,509	14,707	36,384
Bangladesh			8	8
India	1,189	12,644	24,380	27,548
Iran (Islamic R.)	94	94		
Sri Lanka	255	453		15,697
Turkmenistan	40	40		
SOUTH-EASTERN ASIA	95,285	1,203,764	55,471	1,182,449
Indonesia	3,782	284,139		98
Malaysia	1,392	13,453	7,615	20,475
Myanmar				985
Philippines	575	3,760	675	2,852
Singapore	51,385	853,950	47,181	1,141,154
Thailand	38,152	48,387		167
Viet Nam		74		16,719
WESTERN ASIA	98,367	297,698	221,539	1,088,847
Azerbaijan			519	803
Bahrain			104	317
Iraq	3,809	3,809		227
Jordan	20,880	20,966		
Kuwait	9,253	9,336		1,897
Oman		15,854	9,305	14,350
Qatar	24,266	40,291	17,259	80,460
Saudi Arabia	8,206	21,883	38,303	75,704
Turkey	2,734	9,990	9,105	12,567
United Arab Emirates	29,219	175,570	146,943	902,524
AUSTRALIA AND NEW ZEALAND	335	4,457	197	4,127
Australia	335	4,457	197	4,127

10.14 Imports by Areas and Countries / Territories

(In Thousand Rupees)

Territories/Countries	Sept., 2016	Cumulative From July,2016	Sept., 2015	Cumulative From July,2015
GRAND TOTALS	400,544,774	1,221,074,284	360,660,593	1,090,265,911
LATIN AMERICA	793,020	855,917	298,981	647,030
Bahamas	763,843	763,843	17	205,798
Barbados	2,812	3,220		1,375
British Virgin Is.	26	33		1,079
Cayman Islands		217	108	161
Cuba				3,415
Dominica	942	4,207	353	2,568
Dominican Republic	12	6,785	7,063	14,806
Grenada		3,055		
Haiti		39	1,649	1,655
Jamaica	12,059	19,819	2,838	8,684
Martinique			1,372	1,372
Montserrat		5	320	1,190
Netherlands Antilles		87	23	2,124
Puerto Rico	11,900	40,769	41,584	123,290
St.Kitts and Nevis	142	142	151	330
St. Lucia		3,717		
St.Vincent/Grenadine	8	8		
Trinidad and Tobago	1,276	9,965	238,247	254,042
Turks & Caicos Is.			5,256	5,498
US.Virgin Islands		5		19,643
CENTRAL AMERICA	320,100	1,688,114	350,738	1,319,774
Belize	12	3,565	22,376	44,778
Costa Rica	11,692	31,062	7,251	17,130
El Salvador		3	446	449
French West Indies		990		
Guatemala	99,240	387,084	30,063	124,913
Honduras	124	11,019	2,535	14,974
Mexico	207,795	1,241,439	281,183	1,100,079
Nicaragua		57	716	2,363
Panama	1,237	12,896	6,168	15,087
SOUTH AMERICA	6,136,975	21,003,465	8,351,451	22,587,174
Argentina	2,107,511	8,042,617	5,609,269	16,374,936
Bolivia		3,938		3,967
Bouvet Island		32	322	322
Brazil	3,853,557	12,490,067	2,512,044	5,276,247
Chile	111,675	266,884	89,578	530,670
Colombia	17,419	24,191	29,997	62,948
Ecuador	1,516	4,575	37	37
Falkland Is.Malvinas				1
Guyana	1,044	1,056		5,776
Paraguay	38,790	100,758	29,905	168,693
Peru		34,525	16,525	60,609
S.Georgia S.Sandw.Is		828		116
Suriname		3,324		
Uruguay	5,462	30,542	52,878	91,955
Venezuela,Bolivar. R		125	10,897	10,897
NORTH AMERICA	19,455,992	65,850,600	14,235,040	50,860,934
Bermuda				2,246
Canada	2,338,781	14,859,599	1,058,966	9,915,732
U.S.America	17,117,211	50,991,001	13,176,074	40,942,955
EASTERN EUROPE	4,862,697	15,873,414	7,435,669	18,217,006
Belarus	259,020	929,123	114,103	516,605
Bulgaria	177,281	553,432	123,494	255,492
Czech Republic	310,620	923,532	450,237	764,290
Hungary	273,653	1,752,314	456,059	958,039
Poland	601,358	2,260,526	559,649	1,799,474
Republic of Moldova	95,110	107,074	63,164	89,853

Contd.

10.14 Imports by Areas and Countries / Territories

(In Thousand Rupees)

Territories/Countries	Sept., 2016	Cumulative From July,2016	Sept., 2015	Cumulative From July,2015
Romania	508,920	856,183	156,766	531,202
Russian Federation	1,446,670	5,851,394	1,907,149	5,583,226
Slovakia/Slovak R.	214,967	571,870	178,396	722,387
Ukraine	975,098	2,067,966	3,426,652	6,996,441
NORTHERN EUROPE	7,724,844	25,517,141	7,982,689	29,583,270
Denmark	543,649	1,791,020	963,608	2,784,979
Estonia	22,875	62,478	20,941	72,548
Faeroe Islands	709	709	18	18
Finland	321,098	1,236,196	420,804	1,263,587
Iceland	16,013	23,342	7,766	89,778
Ireland	421,380	1,318,133	685,142	5,931,969
Latvia	108,180	250,061	70,514	407,948
Lithuania	76,318	250,937	130,305	194,335
Norway	59,541	228,763	81,141	180,287
Svalbard/Jan May.Is.				1,085
Sweden	1,241,422	4,753,567	1,039,826	3,976,766
United Kingdom	4,913,659	15,601,936	4,562,624	14,679,970
SOUTHERN EUROPE	5,932,704	24,007,929	9,405,746	21,254,592
Albania			2,921	3,136
Andorra	97	97		
Bosnia & Herzegovina	7	351	2,658	5,549
Croatia	1,211	190,105	42,471	47,885
Fr.Yugoslav R.Macedo		709		
Gibraltar	4	1,024		975
Greece	19,803	151,053	34,327	168,048
Italy	3,413,661	14,208,374	4,222,781	11,617,226
Malta	13,733	15,444		12,121
Portugal	144,649	727,445	152,928	576,522
San Marino	4,310	8,378	6,167	12,049
Slovenia	26,872	68,322	18,340	43,711
Spain	2,307,114	6,779,914	4,359,093	7,076,653
Serbia	1,242	1,856,713	564,059	1,690,716
WESTERN EUROPE	23,714,626	78,925,211	19,963,640	67,321,678
Austria	918,058	3,606,604	956,605	3,726,310
Belgium	3,712,631	9,708,424	1,766,113	5,167,150
Europien Union	3,874,858	14,322,034	2,862,526	11,305,255
France	2,767,999	9,848,423	3,753,309	10,775,113
Germany	8,184,745	28,063,623	6,969,938	24,590,300
Liechtenstein	7,150	7,180		
Luxembourg	1,852	74,083	14,826	318,382
Netherlands	1,866,788	6,932,694	1,994,394	6,186,179
Switzerland	2,380,545	6,362,146	1,645,930	5,252,987
EASTERN AFRICA	5,025,099	16,337,208	4,876,227	16,944,905
B.Indian Ocean Terr.			89	245
Burundi	157,126	419,757	143,076	652,776
Comoros	26,782	29,585	5,958	10,496
Djibouti	10,312	19,157	8,143	8,960
Eritrea				2,044
Ethiopia	432,342	1,328,898	553,176	1,104,845
Kenya	3,335,215	11,857,920	2,824,033	8,827,029
Madagascar	55,721	164,123	66,723	152,246
Malawi	3,741	10,294	20	50
Mauritius	9,535	41,714	21,831	2,838,721
Mayotte				2
Mozambique	5,637	31,643	2,562	10,663
Reunion	37,763	59,473	4,747	18,060
Rwanda	311,782	969,575	396,458	1,253,291
Seychelles		5,979		3,371
Somalia	3,119	151,536	37,007	89,966
Uganda	72,787	180,404	73,799	206,415

Contd.

10.14 Imports by Areas and Countries / Territories

(In Thousand Rupees)

Territories/Countries	Sept., 2016	Cumulative From July,2016	Sept., 2015	Cumulative From July,2015
U.R.of Tanzania	194,735	339,301	327,761	569,465
Zambia	346,782	669,087	403,284	1,180,619
Zimbabwe	21,720	58,763	7,561	15,641
MIDDLE AFRICA	151,132	334,326	59,367	242,250
Angola			11,522	34,179
Cameroon	56,390	78,909	23,175	73,505
Chad	18,647	69,961	2,118	68,609
Congo, Republic of	15,690	99,541	17,726	42,285
D.R.of Congo	26,810	29,448		
Equatorial G.(Ri.Mi)				1
Gabon	33,594	51,712	4,826	23,565
Sao Tome & Principe		4,755		107
NORTHERN AFRICA	4,618,478	11,608,925	5,381,365	14,163,835
Algeria		64	5,359	12,576
Egypt(U.A.R.)	1,482,749	3,261,092	1,554,708	3,886,406
Libya	85,572	230,969	74,169	172,089
Morocco	2,861,155	7,590,721	3,709,740	9,938,339
Sudan			5,549	43,813
South Sudan	158,161	381,513		
Tunisia	30,840	144,565	31,841	110,612
SOUTHERN AFRICA	3,621,071	13,128,075	3,414,070	14,205,370
Botswana			961	2,935
French Southern Terr	2,468	4,207		
Namibia	1,275	43,332	194	254
South Africa	3,532,861	12,873,373	3,326,166	13,912,138
Swaziland	84,467	207,164	86,749	290,043
WESTERN AFRICA	93,188	1,395,041	129,055	3,954,026
Benin	1,192	388,002	69	331,971
Burkina Faso(Fr.Up.V)	6	119,593	22,623	323,399
Co,te d,Ivoire(Fr.Iv)	58,613	372,649	34,232	109,782
Gambia	2,600	11,026	5,198	30,142
Ghana	19,261	103,114	13,617	48,057
Guinea				4,320
Liberia				3,724
Mali	544	14,730		16,307
Mauritania		3,100	3,748	15,410
Nigeria	5,845	18,736	697	2,781,401
Senegal	4,367	21,930	21,638	80,024
Sierra Leone	70	1,182		33
St. Helena	691	691	15	199
Togo		340,286	27,217	209,257
EASTERN ASIA	148,804,641	459,293,197	115,486,372	345,502,818
China	123,474,960	377,052,341	87,537,763	269,940,964
Hong Kong S.A.Re.Chi	423,220	1,797,857	534,334	1,477,931
Japan	16,059,269	51,946,180	15,381,297	43,611,824
Korea D.P.Republic	252,911	821,746	438,662	1,663,944
Korea, Republic of	4,531,300	16,603,365	7,753,455	18,949,648
Macao.China	68	288	1,016	1,029
O.Asia(Tai.For.Pe.Ki)	4,062,912	11,071,420	3,839,845	9,857,477
SOUTH-CENTRAL ASIA	20,459,078	56,370,934	19,981,184	51,295,760
Afghanistan	5,358,473	9,146,498	5,251,928	11,497,885
Bangladesh	384,565	811,269	366,209	1,078,796
Bhutan				633
India	11,822,597	34,849,845	11,353,572	31,090,625
Iran (Islamic R.)	1,799,614	8,258,769	2,296,311	5,372,165
Kazakstan	12,894	47,322	12,984	39,157
Kyrgyzstan/Kyrgyz R.		8,129		2,353
Maldives		75		135
Nepal	1,042	43,093	4,537	8,200
Sri Lanka	592,110	2,021,837	641,144	1,892,220

Contd.

10.14 Imports by Areas and Countries / Territories

(In Thousand Rupees)

Territories/Countries	Sept., 2016	Cumulative From July,2016	Sept., 2015	Cumulative From July,2015
Tajikistan	6,272	8,890	62	71
Turkmenistan	383,634	1,043,985	54,438	313,519
Uzbekistan	97,876	131,223		
SOUTH-EASTERN ASIA	39,149,949	117,889,080	47,137,074	123,600,288
Brunei Darussalam				111
Cambodia Fr.Kampuche	5,963	22,916	3,298	11,953
Timor Leste				16
Indonesia	15,747,911	45,723,083	18,983,086	52,561,954
Lao People's D.R.		680		2,489
Malaysia	7,587,551	24,403,146	11,014,670	26,848,489
Myanmar	39,378	130,965	81,221	189,242
Philippines	193,949	749,403	308,291	1,038,101
Singapore	4,885,443	15,102,196	7,027,302	15,461,892
Thailand	8,790,525	25,110,400	7,411,564	20,952,652
Viet Nam	1,899,230	6,646,291	2,307,641	6,533,390
WESTERN ASIA	105,439,660	298,268,401	90,457,147	298,217,553
Armenia	411	2,273		127
Azerbaijan	38	6,603	282	1,245
Bahrain	214,107	1,249,795	374,710	700,057
Cyprus	11,259	52,280	43,705	120,242
Gaza Strip		387		
Georgia	3,373	5,792		3,679
Iraq	118,261	957,693	9,202	69,818
Jordan	338,431	916,338	107,297	527,106
Kuwait	7,105,999	23,507,298	11,519,033	35,637,640
Lebanon	31,727	89,991	38,588	62,900
Oman	3,672,111	5,632,844	3,722,598	8,609,986
Qatar	7,831,831	23,849,393	2,371,129	7,789,938
Saudi Arabia	19,917,398	47,589,298	24,309,002	86,334,235
Syrian Arab Republic	23,181	32,924	14,488	129,445
Turkey	2,059,109	6,936,264	1,282,475	4,623,261
United Arab Emirates	64,112,423	187,294,415	46,664,639	153,601,885
Yemen		144,813		5,991
AUSTRALIA AND NEW ZEALAND	4,135,264	12,616,518	5,714,757	10,329,416
Australia	3,836,427	11,246,055	5,448,343	9,529,068
Christmas Islands	1,939	6,852	82	185
Cocos (Keeling) Is.				224
Heard/Mac Donald Is.			277	277
New Zealand	293,031	1,358,547	266,054	799,230
Norfolk Island		638		423
US.Minor Outlying Is	3,868	4,427		9
MELANESIA	102,957	104,579		17,853
Fiji	102,957	102,957		16,752
New Caledonia				113
Papua New Guinea				136
Vanuatu		1,622		852
MICRONESIA	3,284	3,438		221
Guam		11		
Kiribati	3,284	3,426		217
Marshall Islands		1		
Palau(Fr.pacific Is)				4
POLYNESIA	17	2,770	21	158
American Samoa				121
Cook Islands				2
Johnston Island		2,752	21	21
Tonga				14
Tuvalu	17	17		

10.15 Re-Imports by Areas and Countries / Territories

(In Thousand Rupees)

Territories/Countries	Sept., 2016	Cumulative From July,2016	Sept., 2015	Cumulative From July,2015
GRAND TOTALS	1,786,630	5,485,146	1,721,759	4,904,965
CENTRAL AMERICA	432	541		228
Mexico	432	541		228
SOUTH AMERICA				21,524
Brazil				20,432
Peru				1,091
NORTH AMERICA	787,069	2,372,523	630,218	1,715,709
Canada	102,083	276,155	96,443	306,113
U.S.America	684,986	2,096,368	533,775	1,409,596
EASTERN EUROPE	5,238	7,187	16,032	25,406
Bulgaria			2,886	2,886
Czech Republic		1,006		2,188
Hungary	1	1		
Poland	5,238	6,180	13,147	20,333
NORTHERN EUROPE	103,196	176,645	54,209	222,399
Denmark		6,729	811	811
Ireland		180		
Lithuania	901	901		
Norway				4,513
Svalbard/Jan May.Is.		5,396	3,799	3,799
Sweden	7,237	16,805	2,112	55,940
United Kingdom	95,057	146,635	47,487	157,337
SOUTHERN EUROPE	14,524	75,551	33,156	103,023
Croatia				527
Greece				320
Italy	7,713	64,260	31,326	94,307
Portugal				618
Spain	6,811	11,290	1,830	7,250
WESTERN EUROPE	37,729	202,008	71,248	211,756
Austria		1,337		
Belgium	3,123	71,227	6,168	12,671
France	9,686	20,834	4,288	25,633
Germany	17,177	62,684	47,062	125,167
Netherlands	7,743	17,865	13,242	45,831
Switzerland		28,062	488	2,454
EASTERN AFRICA		12,318		
Ethiopia		11,262		
Zimbabwe		1,055		

10.15 Re-Imports by Areas and Countries / Territories

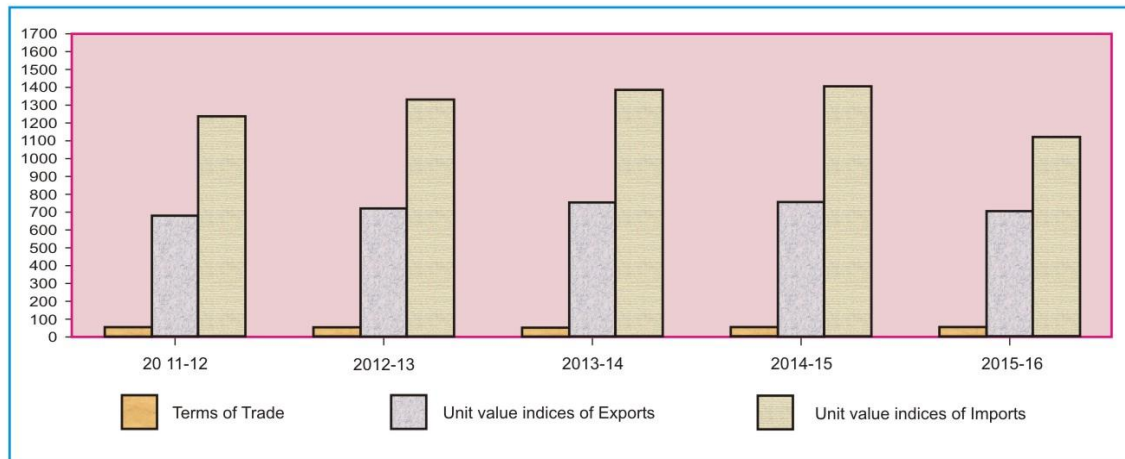
(In Thousand Rupees)

Territories/Countries	Sept., 2016	Cumulative From July,2016	Sept., 2015	Cumulative From July,2015
NORTHERN AFRICA	6,899	8,271	400	1,556
Egypt(U.A.R.)				334
Morocco	6,899	8,271	400	1,222
SOUTHERN AFRICA	194	15,035	12,872	31,076
South Africa				18,204
Swaziland	194	15,035	12,872	12,872
EASTERN ASIA	416,709	1,388,710	498,131	1,481,030
China	268,611	897,040	225,021	748,204
Hong Kong S.A.Re.Chi	25,561	52,854	35,362	122,491
Japan	76,190	299,710	124,799	389,360
Korea, Republic of	31,518	59,110	42,890	81,679
O.Asia(Tai.For.Pe.Ki	14,829	79,997	70,059	139,296
SOUTH-CENTRAL ASIA	143,347	388,823	93,443	287,610
Bangladesh	5,835	18,354	9,916	18,635
India	134,360	347,509	81,189	222,048
Iran (Islamic R.)		1,797		638
Sri Lanka	3,152	21,163	2,338	46,289
SOUTH-EASTERN ASIA	119,062	396,541	149,789	341,953
Indonesia	61,991	254,970	50,335	154,557
Malaysia	22,517	60,751	22,492	60,290
Philippines	163	163		
Singapore	4,924	14,998	7,245	16,747
Thailand	17,836	41,613	64,861	101,363
Viet Nam	11,631	24,045	4,857	8,996
WESTERN ASIA	123,538	394,953	114,833	310,878
Bahrain	6,290	18,965	8,665	18,835
Cyprus				330
Kuwait				362
Oman		6,074		1,374
Saudi Arabia	46,828	80,928	23,761	55,222
Syrian Arab Republic		28,424		6,106
Turkey	6,536	25,496	5,860	30,071
United Arab Emirates	63,884	235,065	76,548	198,579
AUSTRALIA AND NEW ZEALAND	28,692	46,042	47,427	150,816
Australia	28,692	46,042	47,427	150,816

10.16 Annual and Quarterly Terms of Trade and Unit Value Indices of Exports and Imports (1990-91=100)

Year/ Quarter	Terms of Trade	Unit Value Indices of Exports	Unit Value Indices of Imports
2011-12	55.08	679.44	1233.49
2012-13	53.81	715.45	1329.56
2013-14	54.27	752.86	1387.15
2014-15	54.05	759.21	1,404.72
2015-16	56.33	705.02	1,251.53
2011-12 Jul-Sep	56.28	653.84	1161.73
Oct-Dec	54.96	673.48	1225.37
Jan-Mar	54.95	680.39	1238.16
Apr-Jun	54.26	710.06	1308.71
2012-13 Jul-Sep	53.94	684.66	1269.28
Oct-Dec	53.43	709.08	1327.23
Jan-Mar	53.91	728.42	1351.28
Apr-Jun	53.97	739.63	1370.44
2013-14 Jul-Sep	54.54	745.76	1367.33
Oct-Dec	54.61	745.57	1365.33
Jan-Mar	54.80	771.50	1407.91
Apr-Jun	53.17	748.62	1408.02
2014-15 Jul-Sep	52.24	753.27	1441.98
Oct-Dec	54.41	762.69	1401.74
Jan-Mar	55.87	769.06	1376.64
Apr-Jun	53.76	751.81	1398.50
2015-16 Jul-Sep	53.67	712.89	1328.20
Oct-Dec	56.66	701.89	1238.67
Jan-Mar	57.87	703.02	1214.84
Apr-Jun	57.36	702.28	1224.39

ANNUAL TERMS OF TRADE & UNIT VALUE INDICES OF EXPORTS & IMPORTS (1990-91=100)



10.17 Index Numbers of Unit Values of Exports by Groups (1990-91=100)

Year /Quarter	All Groups	Food and Live Animals	Beverages & Tobacco	Crude Materials Inedible	Mineral Fuels & Lubrican	Chemicals	Manufactured Goods	Machinery & Transport	Misc. Manufactured Articles	
2011-12	679.44	800.09	935.29	848.74	1500.63	739.66	641.15	1517.96	650.31	
2012-13	715.45	884.48	1052.54	958.74	1615.08	876.11	689.62	1603.48	657.15	
2013-14	752.86	954.07	1127.89	1009.57	1682.81	939.50	698.49	1650.17	700.75	
2014-15	759.21	1057.47	1148.80	999.87	1713.20	935.18	667.05	1789.37	728.76	
2015-16	705.03	944.46	1217.42	920.79	1092.25	1000.41	607.39	1873.58	774.38	
2011-12	Jul-Sep	653.84	803.38	897.76	758.78	1429.38	678.24	617.90	1431.44	635.65
	Oct-Dec	673.48	780.21	923.77	818.80	1492.20	714.47	645.22	1523.11	645.05
	Jan-Mar	680.39	787.46	953.20	904.77	1528.82	766.15	648.83	1549.50	652.21
	Apr-Jun	710.06	829.32	966.43	912.66	1552.12	799.77	652.65	1567.78	668.31
2012-13	Jul-Sep	684.66	867.43	999.22	924.18	1562.79	809.02	656.98	1584.13	636.74
	Oct-Dec	709.08	869.95	1036.60	944.56	1653.04	851.48	685.86	1590.79	658.79
	Jan-Mar	728.42	899.09	1086.12	982.32	1620.06	921.14	705.07	1618.96	666.01
	Apr-Jun	739.63	901.46	1088.20	983.88	1624.41	922.80	710.57	1620.03	667.06
2013-14	Jul-Sep	745.46	919.57	1098.87	1017.68	1634.63	934.11	713.43	1624.52	674.82
	Oct-Dec	745.57	952.49	1154.15	1023.78	1640.93	928.01	698.36	1631.05	723.57
	Jan-Mar	771.50	970.48	1164.01	1042.41	1659.59	941.60	719.23	1664.20	729.32
	Apr-Jun	748.62	973.74	1094.54	954.39	1796.09	954.26	659.51	1680.90	675.29
2014-15	Jul-Sep	753.27	1027.99	1123.85	988.05	1853.14	929.85	676.38	1722.41	692.43
	Oct-Dec	762.69	1071.97	1171.54	1000.56	1862.62	935.86	677.14	1781.57	740.31
	Jan-Mar	769.06	1075.01	1148.08	1030.34	1732.30	946.52	679.02	1787.10	728.26
	Apr-Jun	751.81	1054.91	1151.73	980.52	1404.75	928.49	635.66	1866.41	754.05
2015-16	Jul-Sep	712.89	973.60	1144.34	964.35	1423.80	994.53	628.77	1955.09	730.30
	Oct-Dec	701.89	935.34	1176.96	908.48	1022.94	995.70	601.06	1858.72	782.09
	Jan-Mar	703.02	929.68	1250.14	921.27	1045.51	1021.47	599.41	1866.25	795.28
	Apr-Jun	702.28	939.22	1298.25	889.05	876.75	989.95	600.29	1814.27	789.83

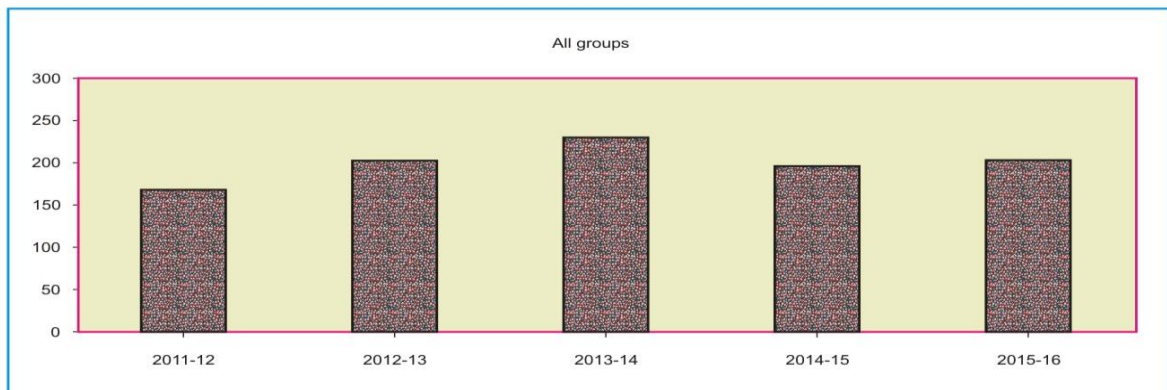
10.18 Index Numbers of Unit Values of Imports by Groups (1990-91=100)

Year/Quarter	All groups	Food and Live animals	Beverages & Tobacco	Crude materials inedible except fuels	Mineral fuels & Lubricants	Animal or Veg. oils & Fats	Chemicals	Manufactured goods	Machinery & Transport equipment	Misc. manufactured articles
2011-12	1233.49	791.79	1230.10	881.00	1651.93	1240.29	897.56	823.33	1407.29	1274.46
2012-13	1329.56	802.28	1339.47	995.65	1720.77	1103.29	994.50	887.02	1738.91	1342.66
2013-14	1387.15	838.74	1446.20	1046.35	1757.91	1054.13	1098.60	899.66	1866.32	1458.63
2014-15	1404.72	891.28	1620.65	1048.08	1550.37	1037.83	1256.50	1026.39	1985.27	1854.42
2015-16	1251.53	839.11	1700.77	1031.47	1054.32	1011.65	1193.67	920.53	1913.99	2376.63
2011-12 Jul-Sep	1161.73	780.37	1174.28	886.35	1546.57	1209.58	836.74	807.84	1297.42	1248.30
Oct-Dec	1225.37	786.64	1201.86	889.48	1674.49	1185.85	907.70	818.38	1350.77	1264.77
Jan-Mar	1238.16	819.33	1254.74	846.69	1651.53	1277.05	922.54	830.85	1386.86	1282.00
Apr-Jun	1308.71	780.82	1289.52	901.49	1735.14	1288.69	923.26	836.23	1594.10	1302.76
2012-13 Jul-Sep	1269.28	791.42	1310.88	925.57	1623.49	1189.26	939.61	875.46	1610.53	1323.94
Oct-Dec	1327.23	794.08	1328.36	995.64	1764.03	1111.45	1009.58	881.11	1680.20	1327.27
Jan-Mar	1351.28	800.25	1350.09	1017.46	1761.13	1048.35	989.23	877.44	1804.52	1345.00
Apr-Jun	1370.44	823.38	1368.54	1043.92	1734.43	1064.11	1039.59	914.05	1860.39	1374.43
2013-14 Jul-Sep	1367.33	839.00	1390.72	1064.30	1688.69	1075.42	1064.27	859.80	1865.31	1381.34
Oct-Dec	1365.33	840.48	1425.20	1052.01	1711.56	1054.23	1083.40	873.38	1875.71	1391.17
Jan-Mar	1407.91	849.44	1463.98	1072.34	1784.71	1061.03	1104.26	930.61	1937.80	1487.18
Apr-Jun	1408.02	826.03	1504.91	996.75	1846.69	1025.83	1142.45	934.85	1786.47	1574.82
2014-15 Jul-Sep	1441.98	882.91	1551.52	1050.88	1810.84	1040.06	1218.48	993.38	1889.96	1701.41
Oct-Dec	1401.74	893.21	1590.81	1065.79	1530.17	1056.54	1254.97	1030.45	1969.44	1807.08
Jan-Mar	1376.64	895.47	1651.30	1039.03	1443.70	1006.23	1256.20	1044.23	1995.28	1892.80
Apr-Jun	1398.50	893.54	1688.98	1036.61	1416.75	1048.50	1296.34	1037.49	2086.41	2016.39
2015-16 Jul-Sep	1328.20	819.90	1670.50	994.97	1377.68	1032.17	1175.87	905.12	1926.97	2242.88
Oct-Dec	1238.67	824.90	1691.32	1109.19	1049.07	1028.06	1141.86	929.56	1882.96	2372.44
Jan-Mar	1214.84	865.60	1747.55	1012.94	871.68	978.61	1210.14	924.91	1934.80	2434.43
Apr-Jun	1224.39	846.04	1693.71	1008.77	918.85	1007.74	1246.79	922.51	1911.24	2456.76

10.19 Index Numbers of Quantum of Exports by Groups (1990-91=100)

Year/Quarter	All groups	Food and Live animals	Beverages & Tobacco	Crude materials inedible except fuels	Mineral fuels & Lubricants	Chemicals	Manufactured goods	Machinery & Transport equipment	Misc. manufactured articles
2011-12	167.36	264.12	367.35	282.00	410.62	1301.40	157.00	2077.59	164.87
2012-13	202.86	242.21	238.64	343.79	37.89	992.45	191.87	2014.32	181.50
2013-14	229.80	280.96	175.45	447.47	409.09	1010.41	189.96	2056.66	226.38
2014-15	195.45	224.40	100.30	264.75	176.22	973.58	181.68	3964.39	201.19
2015-16	203.66	243.09	112.67	307.85	57.34	689.93	182.42	3767.50	223.68
2011-12 Jul-Sep	123.61	226.97	338.73	258.06	397.91	1195.14	153.61	1693.48	168.03
Oct-Dec	169.87	245.98	350.96	342.16	405.61	1260.20	146.42	1741.42	145.37
Jan-Mar	181.51	273.36	342.68	403.10	392.32	1443.70	151.76	2986.15	158.70
Apr-Jun	194.44	310.16	437.04	124.69	446.65	1306.54	176.19	1889.30	187.37
2012-13 Jul-Sep	182.10	193.42	203.51	300.83	29.33	962.68	175.53	2240.25	165.88
Oct-Dec	201.62	219.24	268.01	357.97	6.46	948.78	196.72	2835.50	174.64
Jan-Mar	208.98	289.31	307.37	350.05	53.72	840.47	192.71	1390.01	179.90
Apr-Jun	218.73	266.88	175.65	366.29	62.03	1217.85	202.51	1591.51	205.57
2013-14 Jul-Sep	242.65	254.75	215.28	392.89	1298.61	1052.88	213.28	1226.96	241.61
Oct-Dec	220.69	279.96	59.50	463.12	4.22	691.05	190.14	911.18	229.81
Jan-Mar	218.37	336.65	69.11	350.89	247.03	1153.88	186.44	4061.10	208.14
Apr-Jun	237.48	252.47	357.92	582.97	86.50	1143.82	170.28	2027.38	225.97
2014-15 Jul-Sep	201.64	189.93	90.87	389.05	361.14	952.31	183.05	4343.64	202.72
Oct-Dec	205.65	266.45	51.38	333.54	123.62	1240.35	187.56	3283.23	194.18
Jan-Mar	197.74	235.44	74.56	246.63	85.83	790.96	183.40	3932.27	205.36
Apr-Jun	176.75	205.76	184.39	89.77	134.28	910.69	172.69	4298.43	202.50
2014-15 Jul-Sep	187.10	183.52	68.33	285.36	76.97	1029.59	176.67	3211.01	194.95
Oct-Dec	193.24	251.95	54.14	218.76	50.57	778.60	177.06	2601.52	204.57
Jan-Mar	228.29	303.57	179.45	528.59	70.12	467.59	186.61	3782.17	256.89
Apr-Jun	206.13	233.33	148.74	198.69	31.70	483.95	189.54	5475.29	238.30

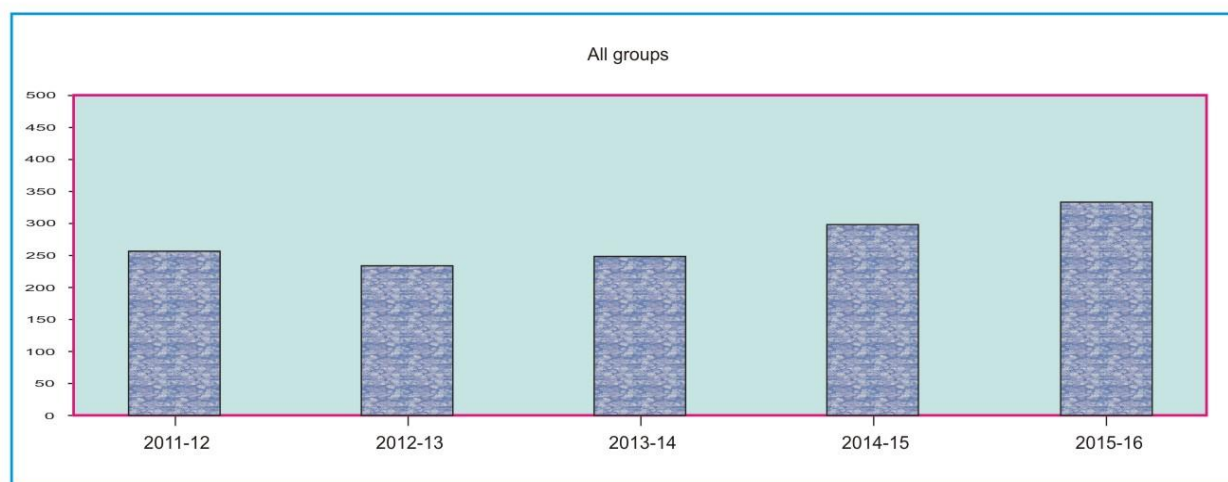
INDEX NUMBERS OF QUANTUM OF EXPORTS BY GROUPS
(1990-91=100)



10.20 Index Numbers of Quantum of Imports by Groups (1990-91=100)

Year/Quarter	All groups	Food and Live animals	Beverages & Tobacco	Crude materials inedible except fuels	Mineral fuels & Lubricants	Animal or Veg. oils & Fats	Chemicals	Manufactured goods	Machinery & Transport equipment	Misc. manufactured articles
2011-12	256.47	321.01	371.65	473.88	197.46	121.87	290.92	241.91	280.01	288.73
2012-13	234.02	186.86	275.65	413.29	190.89	141.68	240.54	249.49	266.44	261.26
2013-14	249.40	162.10	317.18	491.04	185.66	182.37	253.03	312.32	283.06	286.91
2014-15	299.74	222.61	317.90	531.02	175.67	179.33	271.01	345.01	478.50	307.93
2015-16	330.71	273.06	287.46	628.07	157.60	221.25	266.35	319.43	584.63	405.89
2011-12 Jul-Sep	240.84	277.16	347.08	300.55	194.84	114.21	304.19	247.39	261.99	225.28
Oct-Dec	265.20	330.05	344.55	647.69	194.63	119.56	315.83	235.90	261.50	260.87
Jan-Mar	246.02	383.47	403.56	497.72	188.47	102.72	277.36	223.66	241.95	398.43
Apr-Jun	273.80	293.36	391.41	449.55	211.89	151.00	266.31	260.67	354.59	270.34
2012-13 Jul-Sep	233.97	153.48	320.06	335.17	199.90	165.49	246.32	226.37	289.12	221.18
Oct-Dec	229.54	203.59	244.78	355.04	192.53	115.62	250.79	260.53	247.53	297.57
Jan-Mar	223.34	205.75	273.94	531.28	168.62	148.57	209.02	245.75	221.78	281.19
Apr-Jun	249.22	184.62	263.80	431.66	202.50	137.03	256.03	265.29	307.32	245.10
2013-14 Jul-Sep	218.67	122.34	261.56	396.94	181.66	174.34	244.11	206.78	263.81	229.50
Oct-Dec	268.58	171.23	341.53	584.51	196.34	167.22	261.77	508.73	227.47	235.11
Jan-Mar	257.81	167.02	354.12	578.98	169.03	175.06	258.74	280.99	321.79	278.09
Apr-Jun	252.54	187.81	311.51	403.73	195.60	212.84	247.49	252.77	319.16	305.94
2014-15 Jul-Sep	302.77	322.99	416.31	354.13	197.29	189.47	275.38	273.72	521.40	302.25
Oct-Dec	303.82	229.82	369.89	685.69	185.39	167.77	270.55	274.76	470.31	296.49
Jan-Mar	290.10	174.63	205.90	595.97	129.32	163.79	258.24	482.00	428.76	371.67
Apr-Jun	302.25	162.98	279.49	488.27	190.67	196.30	279.88	349.54	493.54	261.29
2015-16 Jul-Sep	290.52	292.22	311.01	375.83	146.92	212.82	245.87	284.84	513.14	407.12
Oct-Dec	355.81	311.72	251.34	598.92	153.20	224.04	302.20	347.62	635.68	489.68
Jan-Mar	304.07	245.24	298.83	876.98	135.09	223.11	229.82	310.36	469.95	357.26
Apr-Jun	372.45	243.07	288.66	660.54	195.20	225.04	287.52	334.92	719.73	369.48

INDEX NUMBERS OF QUANTUM OF IMPORTS BY GROUPS
(1990-91=100)



10.21 Trade in Services (Summary) July, 2016

Description	Rs. In Million Dollars in Thousands					
	* July, 2016		** June, 2016		% Change in July, 2016 over June, 2016	
	Rs	\$	Rs	\$	Rs	\$
Export of Services (TOTAL)	<u>34,264.90</u>	<u>327,146.44</u>	<u>49,029.77</u>	<u>468,797.16</u>	-30.11	-30.22
1.Manufacturing services on physical inputs owned by others	0.00	0.00	0.00	0.00	0.00	0.00
2.Maintenance and repair services n.i.e.	169.68	1,620.00	191.39	1,830.00	-11.34	-11.48
3. Transport	8,512.12	81,270.00	8,390.96	80,230.00	1.44	1.30
4. Travel	2,833.19	27,050.00	2,717.16	25,980.00	4.27	4.12
5.Construction services	1,345.89	12,850.00	431.94	4,130.00	211.59	211.14
6. Insurance and Pension services	118.35	1,130.00	315.84	3,020.00	-62.53	-62.58
7. Financial services	499.60	4,770.00	502.01	4,800.00	-0.48	-0.63
8. Charges for the use of intellectual services	127.78	1,220.00	187.21	1,790.00	-31.75	-31.84
9. Telecommunication, Computer and information services	7,033.21	67,150.00	8,982.91	85,890.00	-21.70	-21.82
10. Other business services	6,741.65	64,366.44	8,062.27	77,087.16	-16.38	-16.50
11. Personal, cultural, and recreational services	69.13	660.00	310.63	2,970.00	-77.75	-77.78
12. Government services, n.i.e.	6,814.30	65,060.00	18,937.45	181,070.00	-64.02	-64.07
Import of Services (TOTAL)	<u>64,675.75</u>	<u>617,496.00</u>	<u>67,157.51</u>	<u>642,125.00</u>	-3.70	-3.84
1.Manufacturing services on physical inputs owned by others	0.00	0.00	0.00	0.00	0.00	0.00
2.Maintenance and repair services n.i.e.	476.56	4,550.00	496.79	4,750.00	-4.07	-4.21
3. Transport	21,948.12	209,551.00	26,990.72	258,071.00	-18.68	-18.80
4. Travel	17,949.07	171,370.00	15,891.89	151,950.00	12.94	12.78
5.Construction services	115.21	1,100.00	0.00	0.00	100.00	100.00
6. Insurance and Pension services	1,399.83	13,365.00	2,543.96	24,324.00	-44.97	-45.05
7. Financial services	780.30	7,450.00	1,248.76	11,940.00	-37.51	-37.60
8. Charges for the use of intellectual services	4,059.67	38,760.00	2,442.09	23,350.00	66.24	66.00
9. Telecommunication, Computer and information services	3,183.01	30,390.00	2,416.98	23,110.00	31.69	31.50
10. Other business services	12,234.54	116,810.00	11,503.46	109,990.00	6.36	6.20
11. Personal, cultural, and recreational services	108.93	1,040.00	103.54	990.00	5.21	5.05
12. Government services, n.i.e.	2,420.51	23,110.00	3,519.32	33,650.00	-31.22	-31.32

* Provisional figures based on figures provided by the State Bank of Pakistan.

** Revised by SBP

Note:- SBP has switched over from BPM- to BPM 6th addition from July, 2014.

Note:- Dollar value is converted into Rupees on monthly average exchange rate provided by SBP.

July, 2016 (1\$=Rs.104.738750), June, 2016 (1\$=Rs. 104.586375) and July, 2015 (1\$=Rs. 101.719449) respectively.

10.22 Export of Services by Sectors (Detail) (Monthly)

Description	Rs. in Millions Dollars in Thousands									
	* July, 2016		** June, 2016		** July, 2015		% Change in July, 2016 over			
	Rs	\$	Rs	\$	Rs	\$	Rs	\$	Rs	\$
Services	<u>34,264.90</u>	<u>327,146.44</u>	<u>49,029.77</u>	<u>468,797.16</u>	<u>73,430.44</u>	<u>701,211.00</u>	-30.11	-30.22	-53.34	-53.35
1.Manufacturing services on physical inputs owned by others	0.00	0.00	0.00	0.00	0.00	0.00	0.00	0.00	0.00	0.00
1.1 Goods for processing in reporting economy	0.00	0.00	0.00	0.00	0.00	0.00	0.00	0.00	0.00	0.00
1.2 Goods for processing abroad	0.00	0.00	0.00	0.00	0.00	0.00	0.00	0.00	0.00	0.00
2.Maintenance and repair services n.i.e.	169.68	1,620.00	191.39	1,830.00	15.71	150.00	-11.34	-11.48	980.08	980.00
3. Transport	8,512.12	81,270.00	8,390.96	80,230.00	8,383.84	80,060.00	1.44	1.30	1.53	1.51
3.1 Sea transport	270.23	2,580.00	282.38	2,700.00	187.45	1,790.00	-4.30	-4.44	44.16	44.13
3.1.1 Passenger	0.00	0.00	0.00	0.00	0.00	0.00	0.00	0.00	0.00	0.00
3.1.2 Freight	149.78	1,430.00	149.56	1,430.00	70.16	670.00	0.15	0.00	113.48	113.43
3.1.3 Other	120.45	1,150.00	132.82	1,270.00	117.29	1,120.00	-9.31	-9.45	2.69	2.68
3.2 Air transport	8,227.23	78,550.00	8,008.18	76,570.00	8,173.35	78,050.00	2.74	2.59	0.66	0.64
3.1.1 Passenger	4,172.79	39,840.00	4,124.89	39,440.00	4,508.17	43,050.00	1.16	1.01	-7.44	-7.46
3.1.2 Freight	0.00	0.00	0.00	0.00	60.74	580.00	0.00	0.00	-100.00	-100.00
3.1.3 Other	4,054.44	38,710.00	3,883.29	37,130.00	3,604.44	34,420.00	4.41	4.26	12.48	12.46
3.3 Road transport	12.57	120.00	60.66	580.00	21.99	210.00	-79.28	-79.31	-42.84	-42.86
3.3.1 Passenger	0.00	0.00	0.00	0.00	0.00	0.00	0.00	0.00	0.00	0.00
3.3.2 Freight	12.57	120.00	60.66	580.00	21.99	210.00	-79.28	-79.31	-42.84	-42.86
3.3.3 Other	0.00	0.00	0.00	0.00	0.00	0.00	0.00	0.00	0.00	0.00
3.4 Rail transport	0.00	0.00	0.00	0.00	0.00	0.00	0.00	0.00	0.00	0.00
3.4.1 Passenger	0.00	0.00	0.00	0.00	0.00	0.00	0.00	0.00	0.00	0.00
3.4.2 Freight	0.00	0.00	0.00	0.00	0.00	0.00	0.00	0.00	0.00	0.00
3.4.3 Other	0.00	0.00	0.00	0.00	0.00	0.00	0.00	0.00	0.00	0.00
3.5 Postal and courier services	2.09	20.00	39.74	380.00	1.05	10.00	-94.74	-94.74	99.05	100.00
3.6 Electricity transmission	0.00	0.00	0.00	0.00	0.00	0.00	0.00	0.00	0.00	0.00
3.7 Other supporting and auxiliary transport service	0.00	0.00	0.00	0.00	0.00	0.00	0.00	0.00	0.00	0.00
4. Travel	2,833.19	27,050.00	2,717.16	25,980.00	2,424.25	23,150.00	4.27	4.12	16.87	16.85
4.1 Business	370.78	3,540.00	357.69	3,420.00	20.94	200.00	3.66	3.51	1670.68	1670.00
4.1.1 Acquisition of goods and services by border, seasonal, and other short-	0.00	0.00	0.00	0.00	0.00	0.00	0.00	0.00	0.00	0.00
4.1.2 Other	370.78	3,540.00	357.69	3,420.00	20.94	200.00	3.66	3.51	1670.68	1670.00
4.2 Personal expenditure	2,462.41	23,510.00	2,359.47	22,560.00	2,403.31	22,950.00	4.36	4.21	2.46	2.44
4.2.2 Education-related expenditure	7.33	70.00	7.32	70.00	12.57	120.00	0.14	0.00	-41.69	-41.67
4.2.3 Other	2,398.52	22,900.00	2,271.62	21,720.00	2,316.39	22,120.00	5.59	5.43	3.55	3.53
4.2.3.1 Religious travel	0.00	0.00	0.00	0.00	0.00	0.00	0.00	0.00	0.00	0.00
4.2.3.2 Other	2,398.52	22,900.00	2,271.62	21,720.00	2,316.39	22,120.00	5.59	5.43	3.55	3.53
5.Construction services	1,345.89	12,850.00	431.94	4,130.00	201.06	1,920.00	211.59	211.14	569.40	569.27
5.1 Construction abroad	1,345.89	12,850.00	431.94	4,130.00	201.06	1,920.00	211.59	211.14	569.40	569.27
5.2 Construction in the compiling economy	0.00	0.00	0.00	0.00	0.00	0.00	0.00	0.00	0.00	0.00
6. Insurance and Pension services	118.35	1,130.00	315.84	3,020.00	230.38	2,200.00	-62.53	-62.58	-48.63	-48.64
6.1 Direct Insurance	67.70	646.42	156.03	1,491.96	103.15	985.00	-56.61	-56.67	-34.37	-34.37
6.1.1 Life insurance	4.86	46.42	0.20	1.96	3.67	35.00	2330.00	2268.37	32.43	32.63
6.1.2 Freight insurance	3.14	30.00	0.00	0.00	3.14	30.00	100.00	100.00	0.00	0.00
insurance	59.70	570.00	155.83	1,490.00	96.34	920.00	-61.69	-61.74	-38.03	-38.04
6.2 Reinsurance	29.27	279.43	151.75	1,450.98	117.81	1,125.00	-80.71	-80.74	-75.15	-75.16
6.3 Auxiliary insurance services	21.38	204.15	8.06	77.06	9.42	90.00	165.26	164.92	126.96	126.83
6.4 Pension and standardized guarantee services	0.00	0.00	0.00	0.00	0.00	0.00	0.00	0.00	0.00	0.00

Contd.

10.22 Export of Services by Sectors (Detail) (Monthly)

Description	Rs. in Millions Dollars in Thousands									
	* July, 2016		** June, 2016		** July, 2015		% Change in July, 2016 over			
							June, 2016		July, 2015	
	Rs	\$	Rs	\$	Rs	\$	Rs	\$	Rs	\$
7. Financial services	499.60	4770.00	502.01	4800.00	1006.36	9610.00	-0.48	-0.63	-50.36	-50.36
7.1 Explicitly charged and other financial services	499.60	4770.00	502.01	4800.00	796.92	7610.00	-0.48	-0.63	-37.31	-37.32
service charges indirectly measured (FISIM)	0.00	0.00	0.00	0.00	209.44	2000.00	0.00	0.00	-100.00	-100.00
8. Charges for the use of intellectual services	127.78	1220.00	187.21	1790.00	60.74	580.00	-31.75	-31.84	110.37	110.34
9. Telecommunication, Computer and information services	7033.21	67150.00	8982.91	85890.00	6736.60	64330.00	-21.70	-21.82	4.40	4.38
9.1 Call centres services	2942.11	28090.00	3644.83	34850.00	3136.35	29950.00	-19.28	-19.40	-6.19	-6.21
9.1.1 Call centres services	586.32	5597.97	972.17	9295.41	692.20	6610.00	-39.69	-39.78	-15.30	-15.31
9.2 Computer services	2355.79	22492.03	2672.66	25554.59	2444.15	23340.00	-11.86	-11.98	-3.62	-3.63
9.2.1 Hardware consultancy services	4081.67	38970.00	5324.49	50910.00	3580.35	34190.00	-23.34	-23.45	14.00	13.98
9.2.2 Software consultancy services	18.80	179.46	21.66	207.12	13.82	132.00	-13.20	-13.35	36.03	35.95
9.2.3 Maintenance & repairs of computer services	1473.64	14069.67	2075.07	19840.73	740.05	7067.00	-28.98	-29.09	99.13	99.09
9.2.4 Export / Import of Computer Software services	20.71	197.75	1.87	17.89	0.63	6.00	1007.49	1005.37	3187.30	3195.83
9.3 Information services	2130.07	20336.97	2683.16	25654.93	2370.53	22637.00	-20.61	-20.73	-10.14	-10.16
9.3.1 Information services	438.45	4186.15	542.73	5189.33	455.32	4348.00	-19.21	-19.33	-3.71	-3.72
9.3.2 Information services	9.43	90.00	13.59	130.00	19.90	190.00	-30.61	-30.77	-52.61	-52.63
9.3.3 Information services	6.21	59.27	9.12	87.24	16.65	159.00	-31.91	-32.06	-62.70	-62.72
9.3.4 Information services	3.22	30.73	4.47	42.76	3.25	31.00	-27.96	-28.13	-0.92	-0.87
10. Other business services	6741.65	64366.44	8062.27	77087.16	12044.42	115016.00	-16.38	-16.50	-44.03	-44.04
10.1 Research and development services	41.90	400.00	47.06	450.00	86.92	830.00	-10.96	-11.11	-51.79	-51.81
10.2 Professional and management consulting services	1671.62	15960.00	1716.27	16410.00	1864.01	17800.00	-2.60	-2.74	-10.32	-10.34
10.2.1 Legal, accounting, management consulting, and public relations services	1118.60	10680.00	1198.57	11460.00	1582.31	15110.00	-6.67	-6.81	-29.31	-29.32
10.2.1.1 Legal, accounting, management consulting, and public relations services	115.21	1100.00	170.48	1630.00	82.73	790.00	-32.42	-32.52	39.26	39.24
10.2.1.2 Accounting, auditing, and public relations services	106.83	1020.00	188.26	1800.00	82.73	790.00	-43.25	-43.33	29.13	29.11
10.2.1.3 Business and management consulting and public relations services	896.56	8560.00	839.83	8030.00	1416.85	13530.00	6.75	6.60	-36.72	-36.73
10.2.2 Advertising, market research, and public opinion polling	553.02	5280.00	517.70	4950.00	281.70	2690.00	6.82	6.67	96.32	96.28
10.3 Technical, trade-related and other business services	5028.13	48006.44	6298.94	60227.16	10093.49	96386.00	-20.17	-20.29	-50.18	-50.19
10.3.1 Architectural, engineering, scientific and other technical services	451.42	4310.00	814.73	7790.00	1167.62	11150.00	-44.59	-44.67	-61.34	-61.35
10.3.2 Waste treatment and de-pollution, agricultural and mining services	33.52	320.00	14.64	140.00	1.05	10.00	128.96	128.57	3092.38	3100.00
10.3.3 Waste treatment and de-pollution, agricultural and mining services	42.94	410.00	41.83	400.00	11.52	110.00	2.65	2.50	272.74	272.73
10.3.4 Waste treatment and de-pollution, agricultural and mining services	10.25	97.84	53.50	511.50	13.93	133.00	-80.84	-80.87	-26.42	-26.44
10.3.5 Other business services n.i.e.	4490.00	42868.60	5374.24	51385.66	8899.37	84983.00	-16.45	-16.57	-49.55	-49.56
11. Personal, cultural, and recreational services	69.13	660.00	310.63	2970.00	138.75	1325.00	-77.75	-77.78	-50.18	-50.19
11.1 Audiovisual services	50.28	480.00	244.74	2340.00	39.27	375.00	-79.46	-79.49	28.04	28.00
11.1.1 Audiovisual services	39.61	378.15	224.12	2142.89	39.17	374.00	-82.33	-82.35	1.12	1.11
11.2 Other personal, cultural, and recreational services	10.67	101.85	20.62	197.11	0.10	1.00	-48.25	-48.33	10570.00	10085.00
12. Government services, n.i.e.	18.85	180.00	65.89	630.00	99.48	950.00	-71.39	-71.43	-81.05	-81.05
12.1 Embassies and consulates	6814.30	65060.00	18937.45	181070.00	42188.33	402870.00	-64.02	-64.07	-83.85	-83.85
12.2 Military units and agencies	1760.66	16810.00	2614.66	25000.00	2775.07	26500.00	-32.66	-32.76	-36.55	-36.57
12.3 Other	283.84	2710.00	3670.98	35100.00	613.66	5860.00	-92.27	-92.28	-53.75	-53.75
12.3.1 Other	4769.80	45540.00	12651.81	120970.00	38799.60	370510.00	-62.30	-62.35	-87.71	-87.71

* Provisional ** Revised

Note: 1. The data are presented as per 6(EBOPS0.002010) classification aligned with MSITS0.00 2010 classification

10.23 Import of Services by Sectors (Detail) (Monthly)

Rs. in Millions
Dollars in Thousands

Description	* July, 2016		** June, 2016		** July, 2015		% Change in July, 2016 over			
							June, 2016		July, 2015	
	Rs	\$	Rs	\$	Rs	\$	Rs	\$	Rs	\$
Services	64,675.75	617,496.00	67,157.51	642,125.00	68,038.77	649,724.00	-3.70	-3.84	-4.94	-4.96
1. Manufacturing services on physical inputs owned by others	0.00	0.00	0.00	0.00	0.00	0.00	0.00	0.00	0.00	0.00
1.1 Goods for processing in reporting economy	0.00	0.00	0.00	0.00	0.00	0.00	0.00	0.00	0.00	0.00
1.2 Goods for processing abroad	0.00	0.00	0.00	0.00	0.00	0.00	0.00	0.00	0.00	0.00
2. Maintenance and repair services n.i.e.	476.56	4,550.00	496.79	4,750.00	1,038.82	9,920.00	-4.07	-4.21	-54.12	-54.13
3. Transport	21,948.12	209,551.00	26,990.72	258,071.00	29,426.28	281,001.00	-18.68	-18.80	-25.41	-25.43
3.1 Sea transport	12,834.69	122,540.00	16,064.47	153,600.00	15,850.34	151,360.00	-20.11	-20.22	-19.03	-19.04
3.1.1 Passenger	0.00	0.00	0.00	0.00	0.00	0.00	0.00	0.00	0.00	0.00
3.1.2 Freight	11,558.97	110,360.00	14,455.93	138,220.00	14,128.75	134,920.00	-20.04	-20.16	-18.19	-18.20
3.1.3 Other	1,275.72	12,180.00	1,608.54	15,380.00	1,721.59	16,440.00	-20.69	-20.81	-25.90	-25.91
3.2 Air transport	8,836.81	84,370.00	9,134.58	87,340.00	13,355.92	127,540.00	-3.26	-3.40	-33.84	-33.85
3.2.1 Passenger	6,660.34	63,590.00	6,650.65	63,590.00	8,344.05	79,680.00	0.15	0.00	-20.18	-20.19
3.2.2 Freight	1,526.04	14,570.00	1,808.30	17,290.00	1,707.97	16,310.00	-15.61	-15.73	-10.65	-10.67
3.2.3 Other	650.43	6,210.00	675.63	6,460.00	3,303.90	31,550.00	-3.73	-3.87	-80.31	-80.32
3.3 Road transport	118.25	1,129.00	131.26	1,255.00	118.97	1,136.00	-9.91	-10.04	-0.61	-0.62
3.3.1 Passenger	0.00	0.00	0.00	0.00	0.00	0.00	0.00	0.00	0.00	0.00
3.3.2 Freight	115.11	1,099.00	131.26	1,255.00	113.73	1,086.00	-12.30	-12.43	1.21	1.20
3.3.3 Other	3.14	30.00	0.00	0.00	5.24	50.00	100.00	100.00	-40.08	-40.00
3.4 Rail transport	62.01	592.00	70.70	676.00	61.26	585.00	-12.29	-12.43	1.22	1.20
3.4.1 Passenger	62.01	592.00	70.70	676.00	61.26	585.00	-12.29	-12.43	1.22	1.20
3.4.2 Freight	0.00	0.00	0.00	0.00	0.00	0.00	0.00	0.00	0.00	0.00
3.4.3 Other	0.00	0.00	0.00	0.00	0.00	0.00	0.00	0.00	0.00	0.00
3.5 Postal and courier services	96.36	920.00	1,589.71	15,200.00	39.79	380.00	-93.94	-93.95	142.17	142.11
3.6 Electricity transmission	0.00	0.00	0.00	0.00	0.00	0.00	0.00	0.00	0.00	0.00
3.7 Other supporting and auxiliary transport service	0.00	0.00	0.00	0.00	0.00	0.00	0.00	0.00	0.00	0.00
4. Travel	17,949.07	171,370.00	15,891.89	151,950.00	10,625.89	101,470.00	12.94	12.78	68.92	68.89
4.1 Business	459.80	4,390.00	940.23	8,990.00	253.42	2,420.00	-51.10	-51.17	81.44	81.40
4.1.1 Acquisition of goods and services by border, seasonal, and other short-	0.00	0.00	0.00	0.00	0.00	0.00	0.00	0.00	0.00	0.00
4.1.2 Other	459.80	4,390.00	940.23	8,990.00	253.42	2,420.00	-51.10	-51.17	81.44	81.40
4.2 Personal expenditure	17,489.27	166,980.00	14,951.66	142,960.00	10,372.47	99,050.00	16.97	16.80	68.61	68.58
4.2.1 Education-related expenditure	26.18	250.00	57.52	550.00	24.09	230.00	-54.49	-54.55	8.68	8.70
4.2.2 Other	801.25	7,650.00	2,522.62	24,120.00	1,128.88	10,780.00	-68.24	-68.28	-29.02	-29.04
4.2.3 Other	16,661.84	159,080.00	12,371.52	118,290.00	9,219.50	88,040.00	34.68	34.48	80.72	80.69
4.2.3.1 Religious travel	4,664.05	44,530.36	0.00	0.00	461.08	4,403.00	100.00	100.00	911.55	911.36
4.2.3.2 Other	11,997.79	114,549.64	12,371.52	118,290.00	8,758.42	83,637.00	-3.02	-3.16	36.99	36.96
5. Construction services	115.21	1,100.00	0.00	0.00	2.09	20.00	100.00	100.00	5412.44	5400.00
5.1 Construction abroad	0.00	0.00	0.00	0.00	0.00	0.00	0.00	0.00	0.00	0.00
5.2 Construction in the compiling economy	115.21	1,100.00	0.00	0.00	2.09	20.00	100.00	100.00	5412.44	5400.00
6. Insurance and Pension services	1,399.83	13,365.00	2,543.96	24,324.00	1,118.41	10,680.00	-44.97	-45.05	25.16	25.14
6.1 Direct Insurance	87.01	830.81	112.92	1,079.66	340.76	3,254.00	-22.95	-23.05	-74.47	-74.47
6.1.1 Life insurance	0.08	0.81	-0.04	-0.34	0.42	4.00	-300.00	-338.24	-80.95	-79.75
6.1.2 Freight insurance	83.79	800.00	104.59	1,000.00	230.38	2,200.00	-19.89	-20.00	-63.63	-63.64
6.1.3 Reinsurance	3.14	30.00	8.37	80.00	109.96	1,050.00	-62.49	-62.50	-97.14	-97.14
6.2 Reinsurance	1,311.85	12,524.94	2,428.41	23,219.16	776.39	7,414.00	-45.98	-46.06	68.97	68.94
6.3 Auxiliary insurance services	0.97	9.25	2.63	25.18	1.26	12.00	-63.12	-63.26	-23.02	-22.92
6.4 Pension and standardized guarantee services	0.00	0.00	0.00	0.00	0.00	0.00	0.00	0.00	0.00	0.00

Contd.

10.23 Import of Services by Sectors (Detail) (Monthly)

Description	Rs. in Millions Dollars in Thousands									
	* July, 2016		** June, 2016		** July, 2015		% Change in July, 2016 over			
	Rs	\$	Rs	\$	Rs	\$	June, 2016		July, 2015	
							Rs	\$	Rs	\$
7. Financial services	780.30	7,450.00	1,248.76	11,940.00	988.55	9,440.00	-37.51	-37.60	-21.07	-21.08
7.1 Explicitly charged and other financial services	780.30	7,450.00	1,248.76	11,940.00	779.11	7,440.00	-37.51	-37.60	0.15	0.13
7.1.1 service charges indirectly measured (FISIM)	0.00	0.00	0.00	0.00	209.44	2,000.00	0.00	0.00	-100.00	-100.00
8. Charges for the use of intellectual services	4,059.67	38,760.00	2,442.09	23,350.00	1,467.12	14,010.00	66.24	66.00	176.71	176.66
9. Telecommunication, Computer and information services	3,183.01	30,390.00	2,416.98	23,110.00	4,475.72	42,740.00	31.69	31.50	-28.88	-28.90
9.1 services	775.07	7,400.00	692.36	6,620.00	3,520.67	33,620.00	11.95	11.78	-77.99	-77.99
9.1.1 Call centres services	0.00	0.00	0.00	0.00	0.00	0.00	0.00	0.00	0.00	0.00
9.1.2 services	775.07	7,400.00	692.36	6,620.00	3,520.67	33,620.00	11.95	11.78	-77.99	-77.99
9.2 Computer services	2,300.06	21,960.00	1,587.62	15,180.00	836.71	7,990.00	44.87	44.66	174.89	174.84
9.2.1 Hardware consultancy services	1.01	9.65	17.46	166.93	1.05	10.00	-94.22	-94.22	-3.81	-3.50
9.2.2 Software consultancy services	1,657.33	15,823.42	1,142.57	10,924.66	512.92	4,898.00	45.05	44.84	223.12	223.06
9.2.3 Maintenance & repairs of computer	39.02	372.57	16.30	155.88	99.48	950.00	139.39	139.01	-60.78	-60.78
9.2.4 Export / Import of Computer Software services	410.53	3,919.60	255.40	2,441.97	93.51	893.00	60.74	60.51	339.02	338.92
9.3 Information services	192.17	1,834.76	155.89	1,490.56	129.75	1,239.00	23.27	23.09	48.11	48.08
9.3.1 services	107.88	1,030.00	137.00	1,310.00	118.34	1,130.00	-21.26	-21.37	-8.84	-8.85
9.3.2 services	82.06	783.51	119.86	1,146.08	85.56	817.00	-31.54	-31.64	-4.09	-4.10
9.3.3 services	25.82	246.49	17.14	163.92	32.78	313.00	50.64	50.37	-21.23	-21.25
10. Other business services	12,234.54	116,810.00	11,503.46	109,990.00	13,714.06	130,960.00	6.36	6.20	-10.79	-10.80
10.1 Research and development services	16.76	160.00	9.41	90.00	9.42	90.00	78.11	77.78	77.92	77.78
10.2 Professional and management consulting services	259.76	2,480.00	1,661.88	15,890.00	773.88	7,390.00	-84.37	-84.39	-66.43	-66.44
10.2.1 Legal, accounting, management consulting, and public relations services	81.70	780.00	1,360.67	13,010.00	557.11	5,320.00	-94.00	-94.00	-85.34	-85.34
10.2.1.1 services	9.43	90.00	248.92	2,380.00	415.74	3,970.00	-96.21	-96.22	-97.73	-97.73
10.2.1.2 Accounting, auditing, and management consulting services	11.52	110.00	2.09	20.00	4.19	40.00	451.20	450.00	174.94	175.00
10.2.1.3 Business and management consulting and advertising, market research, and public opinion polling	60.75	580.00	1,109.66	10,610.00	137.18	1,310.00	-94.53	-94.53	-55.72	-55.73
10.2.2 Advertising, market research, and public opinion polling	178.06	1,700.00	301.21	2,880.00	216.77	2,070.00	-40.89	-40.97	-17.86	-17.87
10.3 Technical, trade-related and other business services	11,958.02	114,170.00	9,832.17	94,010.00	12,930.76	123,480.00	21.62	21.44	-7.52	-7.54
10.3.1 Architectural, engineering, scientific and other technical services	1,033.77	9,870.00	657.85	6,290.00	1,604.30	15,320.00	57.14	56.92	-35.56	-35.57
10.3.2 Waste treatment and de-pollution, agricultural and mining services	28.28	270.00	1.05	10.00	0.00	0.00	2593.33	2600.00	100.00	100.00
10.3.2.1 services	1,258.96	12,020.00	1,260.27	12,050.00	837.76	8,000.00	-0.10	-0.25	50.28	50.25
10.3.2.2 services	736.11	7,028.10	56.25	537.88	1.99	19.00	1208.64	1206.63	36890.45	36890.00
10.3.5 Other business services n.i.e.	8,900.90	84,981.90	7,856.75	75,122.12	10,486.71	100,141.00	13.29	13.13	-15.12	-15.14
11. Personal, cultural, and recreational services	108.93	1,040.00	103.54	990.00	68.38	653.00	5.21	5.05	59.30	59.26
11.1 services	93.22	890.00	96.22	920.00	55.81	533.00	-3.12	-3.26	67.03	66.98
11.1.1 Audiovisual services	92.79	885.93	95.48	912.93	55.71	532.00	-2.82	-2.96	66.56	66.53
11.1.2 services	0.43	4.07	0.74	7.07	0.10	1.00	-41.89	-42.43	330.00	307.00
11.2 Other personal, cultural, and recreational services	15.71	150.00	7.32	70.00	12.57	120.00	114.62	114.29	24.98	25.00
12. Government services, n.i.e.	2,420.51	23,110.00	3,519.32	33,650.00	5,113.45	48,830.00	-31.22	-31.32	-52.66	-52.67
12.1 Embassies and consulates	722.70	6,900.00	669.35	6,400.00	787.49	7,520.00	7.97	7.81	-8.23	-8.24
12.2 Military units and agencies	7.33	70.00	47.06	450.00	8.38	80.00	-84.42	-84.44	-12.53	-12.50
12.3 Other	1,690.48	16,140.00	2,802.91	26,800.00	4,317.58	41,230.00	-39.69	-39.78	-60.85	-60.85

* Provisional ** Revised

Note: 1. The data are presented as per 6(EBOPS0.002010) classification aligned with MSITS0.00 2010 classification

REGIONAL AND FIELD OFFICES OF PAKISTAN BUREAU OF STATISTICS

PUNJAB

Chief Statistical Officer,
Regional Office,
Pakistan Bureau of Statistics,
Plot No.7,
Gul Plaza, (1st & 2nd Floor),
I.J. Principal Road,
Near Pindora Chungi,
Rawalpindi
Phone: 051- 4411528
Fax 051 - 4410474

Statistical Officer (I/C),
Regional Office,
Pakistan Bureau of Statistics,
USAID Building,
Gurumangat Road,
Gulberg-III,
Lahore.
Phone & Fax:042-99263266
Email:lhrfbs@lhr.comsats.net.pk

Statistical Officer (I/C),
Regional Office,
Pakistan Bureau of Statistics,
House # 20, Block-T,
New Multan Colony, Rahim Chowk,
Masoom Shah Road,
Multan.
Phone & Fax:061-9220177
E-mail:muxfbs@brain.net.pk

Chief Statistical Officer,
Regional Office,
Pakistan Bureau of Statistics,
51-B, Satellite Town,
Gujranwala.
Phone & Fax: 055-9200418

Chief Statistical Officer,
Regional Office,
Pakistan Bureau of Statistics,
House # 04, Rehman Town,
Satyana Road,
Faisalabad.
Phone & Fax: 041-9220049
E-mail:fsdfbs@fsd.comsats.net.pk

Chief Statistical Officer,
Regional Office,
Pakistan Bureau of Statistics,
House # 100/27-C,
Satellite Town,
Sargodha
Phone:048-9230411

Chief Statistical Officer,
Regional Office,
Pakistan Bureau of Statistics,
9-A (Ground Floor), Block-X
Rafi Qamar Road, Satellite Town,
Bahawalpur.
Phone & Fax: 062-9250026

Statistical Officer(I/C),
Field Office,
Pakistan Bureau of Statistics,
Hasan Pura, Opp. Passport
Office, Kashmir Road,
Sialkot.
Phone & Fax: 052-3573581
E-mail:sktfbs@skt.comsats.net.pk

Statistical Officer(I/C),
Field Office,
Pakistan Bureau of Statistics,
House # 19/24, Street # 3,
Shadab Colony, Railway Line,
Jhang Saddar.
Phone & Fax: 047-9200194

Statistical Officer(I/C),
Field Office.
Pakistan Bureau of Statistics,
House at Kasra #51/11/1/3/2
Ground Floor, Chak # 9/W.B.
Behind Cooperative Workshop,
Burawala Road,
Vehari.
Phone & Fax: 067-3364219

Statistical Officer (I/C),
Field Office,
Pakistan Bureau of Statistics,
House # E-83-D, Mohallah
Ahmed Gul Khan Wala,
Street Karnal Aslam Khan,
Near Obaid Noor Hospital
Mianwali.
Phone: 0459-231626

Statistical Officer (I/C),
Field Office,
Pakistan Bureau of Statistics
House # H 224-C, Ground Floor
Street # 4, Khyaban-e-Sarwar,
Dera Ghazi Khan.
Phone: 064-2401850

Statistical Officer(I/C),
Field Office,
Pakistan Bureau of Statistics,
House # 4, Shafi Town,
Near Grid Station,
Main Shahbazpur Road,
Rahim Yar Khan.
Phone & Fax: 068-5871754

Statistical Officer (I/C),
Field Office,
Pakistan Bureau of Statistics,
House # 43 B-7, Gulistan Colony,
Near Govt. Girls College
Sahiwal.
Phone: 040-9200242

Statistical Officer(I/C),
Field Office,
Pakistan Bureau of Statistics,
165-A, Qasim Road,
Bahawalnagar.
Phone & Fax: 063-9240049

SINDH:

Chief Statistical Officer,
Regional Office,
Pakistan Bureau of Statistics,
1-B, S.M.C.H. Society
Karachi.
Phone & Fax: 021- 34557933
Email:khifbs@khi.comsats.net.pk

Chief Statistical Officer,
Regional Office,
Pakistan Bureau of Statistics,
Bungalow # A-46,
G.O.R. Colony,
Unit # 1, Latifabad,
Hyderabad.
Fax & Phone: 022-9200641

Chief Statistical Officer,
Regional Office,
Pakistan Bureau of Statistics,
Bungalow # 10-A,
Professor Housing Society,
Shikarpur Road,
Sukkur.
Phone & Fax: 071-5807132

Chief Statistical Officer,
Regional Office,
Pakistan Bureau of Statistics,
Building # 45/17, Ward "C",
Near Shah Latif Market,
Lohari Mohallah,
Larkana.
(Phone: 074-9410010)
Fax:074-4054438

Statistical Officer(I/C),
Field Office,
Pakistan Bureau of Statistics,
House # 180,
Um-e-Hain, Near satari
Cotton Factory, Ring Road
Mirpur Khas.
Phone & Fax: -0233-923096

Statistical Officer(I/C),
Field Office,
Pakistan Bureau of Statistics,
House # 68, Mubariak Colony,
Jam sahib Road,
Nawabshah(Shaheed Benazerabad).
Phone & Fax: 0244-9370311

Statistical Officer(I/C),
Field Office,
Pakistan Bureau of Statistics,
House # 199 Marakhpur,
Opp. DHO Office,
Sehwan Road, Dadu Town,
Dadu.
Phone & Fax: 025-9200345

Statistical Officer(I/C),
Field Office,
Pakistan Bureau of Statistics,
House # 2929-I, 1st Family Line,
Shah Abdul Latif Road,
Near Rifal Naka,
Jacobabad.
Phone : 0722-653403

KHYBER PAKHTOON KHWA

Chief Statistical Officer,
Regional Office,
Pakistan Bureau of Statistics,
State Life Insurance Building,
2nd Floor, 34-The Mall,
Peshawar Cantt.
Phone: 091-9213097
Fax – 091-9213098
E-mail:pshfbs@pes.comsats.net.pk

Chief Statistical Officer,
Regional Office,
Pakistan Bureau of Statistics,
Building #558-D,
Mohallah Ghazni Khel,
Bannu.
Phone & Fax: 0928-9270191

Statistical Officer (I/C),
Regional Office,
Pakistan Bureau of Statistics,
Shams-ur-Rehman Building,
Near Nadra Office, Rahimabad,
G.T. Road,
Mingora/Swat.
Phone: 0946-9240283

Chief Statistical Officer,
Regional Office,
Pakistan Bureau of Statistics,
Bungalow # 896, Mansehra Road,
Post office Jhangi,
Abbottabad.
Phone & Fax: 0992-9310231

Chief Statistical Officer,
Regional Office,
Pakistan Bureau of Statistics,
House # A-3,
Shah Jhan Shaheed Town,
Near Coach Adda of Bannu
Dera Ismail Khan.
Phone:0966-9280279

BALUCHISTAN:

Chief Statistical Officer,
Regional Office,
Pakistan Bureau of Statistics,
Chandio House No.2,
Arbab Karam Khan Road,
Near Elementary College,
Quetta.
Phone: 081-9239804
Fax:081-2471126

Statistical Officer(I/C),
Field Office,
Pakistan Bureau of Statistics,
Dak Khana Road, Near Civil Hospital,
Singani Sar,
Turbat.
Phone: 0852-412267
Fax:0852-413383

Statistical Officer (I/C),
Field Office,
Pakistan Bureau of Statistics,
Haroon Market,
Opp:Girls High School,
Hospital Road,
Khuzdar.
Phone & Fax: 0848-412760

Statistical Officer (I/C),
Field Office,
Pakistan Bureau of Statistics,
Building # 2-II/E,
Hazara Mohallah,
Loralai.
Phone & Fax: 0824-660560

NORTHERN AREAS:

Statistical Officer (I/C),
Field Office,
Pakistan Bureau of Statistics,
Haidar Pura, Near Agha Khan Health
Centre, Chinar Bagh,
Gilgit.
Phone & Fax: 05811-920972

AZAD KASHMIR:

Chief Statistical officer,
Regional Office,
Pakistan Bureau of Statistics,
Flat # 304, Al-Saif Plaza,
Upper Gojra Bypass.
Muzaffarabad.
Phone & Fax: 05822-923169

SYMBOLS, ABBREVIATIONS AND CONVERSION

<p>E Estimated</p> <p>P/* Provisional, Preliminary</p> <p>R/r Revised</p> <p>- Nil</p> <p>.. Negligible</p> <p>... Not available</p> <p>% Percentage</p> <p>Admn Administration</p> <p>ALOOCHA A kind of fruit</p> <p>ARVI A type of root vegetable</p> <p>AV. Average</p> <p>BABUL A kind of fire wood</p> <p>BBLS. Barrels</p> <p>BIRYANI A dish of rice prepared</p> <p>BOT. Bottle</p> <p>CAP. Capsule</p> <p>CFT. Cubic feet</p> <p>CH. Charge</p> <p>CHAPATI A kind of bread</p> <p>CIG. Cigarette</p> <p>Comm. Communication</p> <p>CRT. Carton / Crate</p> <p>CUM./CM. Cubic meter</p> <p>DESI. Indigenous</p> <p>Distt. Distribution</p> <p>DOZ Dozen</p> <p>ENG. English</p> <p>EX. Exercise</p> <p>GLS. Glass</p> <p>GM. Gram</p> <p>H.OP. Hand operated</p> <p>HP. Horse power</p> <p>INJ. Injection</p> <p>KHADDI Hand-loom</p> <p>KIKAR A kind of fire wood</p> <p>KG. Kilogram</p> <p>KM. Kilometer</p> <p>KORMA A variety of meat curry</p> <p>KWH. Kilowatt / hour</p> <p>LB. Pound</p>	<p>LTR. Litre</p> <p>LUNGI A kind of cloth</p> <p>MALTA & MOSAMBI A variety of Orange</p> <p>MED. Medium</p> <p>MG. Milligram</p> <p>MMCFT. Million cubic feet</p> <p>MN. Million</p> <p>M/o. Ministry of</p> <p>MTR. Meter</p> <p>MT. Metric Ton</p> <p>ML. Milliliter</p> <p>NES. Not else where specified</p> <p>NO. Number</p> <p>NR. Not reported</p> <p>N.S. Not specified</p> <p>PKT. Packet</p> <p>PC. Piece</p> <p>QLTY. Quality</p> <p>QTY. Quantity</p> <p>RASGULLA A form of sweetmeat</p> <p>R.P.M. Revolution per minute</p> <p>RS. Rupees</p> <p>SAMOS A form of patty</p> <p>SHAL. Shalwar</p> <p>SHEESHAM A variety of sup. Qty. Wood.</p> <p>Sq. Square</p> <p>SQM. Square meter</p> <p>SUP. Superior</p> <p>STND. Standard</p> <p>SQFT. Square feet</p> <p>SYN. Synthetic</p> <p>THNO. Thousand number</p> <p>TAB. Table</p> <p>TANDOORI Oven-Baked</p> <p>TKT. Ticket</p> <p>TL. Tube light</p> <p>TOTA. Broken rice</p> <p>UNI. Uniform</p> <p>Urd. Urdu</p> <p>VEG. Vegetable</p> <p>W. Watt</p>	<p>One Metric Ton 2004 Lbs. 1000 Kgs</p> <p>One Ton 1.0160 M.Tons (2240 Lbs.) 27.22 Maunds 1016.04 Kgs. 1.0610 M. Tons 20 Hundred weight</p> <p>One Pound 0.4536 Kg. 16 Oz. 0.4861 Seer 28.35 Gms.</p> <p>One Kilogram 2.2046 Lbs. 0.0197 Hundred weight 0.0268 Maund 1.0717 Seers</p> <p>One Hundred weight (112 Lbs.) 50.8932 Kgs. 1.3610 Maunds</p> <p>One Gram 0.0857 Tola</p> <p>One Tonne 0.9842 Long Ton 1.1023 Short Ton</p> <p>One Bale (Cotton) 170.0971 Kilograms (375 Lbs.) 4.5571 Maunds</p>
LIQUID		
<p>One Imperial (Gallon) 4.5435 Ltrs.</p> <p>One Litre 0.2199 Imperial Gallon</p>		
LENGTH		
<p>One Mile 1.6093 Kms. 1760 Yards</p> <p>One Yard 0.9144 Meter</p> <p>One Foot 0.3048 Meter</p> <p>One Kilometer 0.6214 mile</p> <p>One Meter 1.0936 Yards</p> <p>One Square Mile 2.5899 Sq. Kilometer 640 Acres 258.9984 Hectares</p> <p>One Acre .4074 Hectare 4840 Sq. Yards.</p> <p>One Square Kilometer 0.3861 Sq. Mile 100 Hectares</p> <p>One Hectare 2.4711 Acres</p> <p>One Square Yards 0.8361 Sq. meter.</p> <p>One Cubic Meter 35.3147 Cubic feet</p>		

SELECTED PUBLICATIONS OF PAKISTAN BUREAU OF STATISTICS

01. Monthly Bulletin of Statistics
 02. Review of Foreign Trade
 03. Pakistan Statistical Pocket Book
 04. Pakistan Statistical Yearbook
 05. Foreign Trade Statistics of Pakistan Imports (two volumes)
 06. Foreign Trade Statistics of Pakistan Exports (one volume)
 07. Labour Force Survey
 08. Brochure of National Accounts
 09. Pakistan Demographic Survey
 10. Census of Manufacturing Industries
 11. Survey of Small Household Manufacturing Industries
 12. Rent Survey of Dwellings
 13. Socio Economic Indicators at District Level
(Punjab, Sindh, Khyber Pakhtoon Khwa & Balochistan)
 14. Census of Private Educational Institutions in Pakistan
 15. Census of Software Industry and related services of Pakistan
 16. Supply & Use Table of Pakistan
 17. Mechanized Road Transport Survey
 18. Survey of Private Recreational, Cultural & Entertainment Services
 19. Survey of Private Laundry, Dry Cleaning & Dyeing Services
 20. Survey of Private Medical, Dental & Other Health Services
 21. Survey of Private Educational Services
 22. Pakistan, 2000 – An Official Hand Book on Statistics
 23. 50 Years of Pakistan in Statistics (Four Volumes)
 24. Pakistan Social & Living Standard Measurement Survey National/Provincial
 25. Household Integrated Economic Survey (HIES) National/Provincial
-

**SALE CENTERS WHERE PAKISTAN BUREAU OF STATISTICS
PUBLICATIONS ARE AVAILABLE**

ISLAMABAD

6 – Mauve Area, G-8/4.
Taleemi Chowk
Phone # 051 - 926 11 25
051 - 226 13 72

RAWALPINDI

NBF Book Shop
178-B, Sarwar Road,
Rawalpindi Cantt.
Phone # 051 – 927 25 30

WAH CANTT

NBF Book Shop
Central Library Premises
Phone # 051- 931 40 04

LAHORE

NBF Book Shop
56/57 Shadman Colony,
Shadman Market,
Phone # 042 – 755 01 61 &
753 03 29
Fax # 042 – 758 77 35

FAISALABAD

NBF Book Shop
Shop No.10,
Hashmi Hall Shopping Centre,
University of Agriculture,
Phone # 041 – 264 81 79

MULTAN

NBF Book Shop
Plot # 4-5-6, M.D.A. Road,
Near Multan Art Council
Phone # 061 – 920 12 81

BAHAWALPUR

NBF Book Shop
Quaid-e-Azam Medical College,
Near Library.
Cell # 0301 – 724 76 13

PESHAWAR

NBF Book Shop
Phase-V, Sector B-2,
Plot No.36-37,
Hayatabad.
Phone # 091 – 589 27 44
921 72 73
Fax # 091 921 72 73

NBF Book Shop

48/D, F-6, Jamrud Road,
University Town,
Phone # 091 – 921 69 03
Fax # 091 – 921 69 04

BANNU

Old Municipal Library Premises,
Near to Qazi Muhib Stadium,
Cell # 0346 – 915 50 18

KOHAT

3rd Block, 1st Floor,
Distt. Govt. Complex

D.I. KHAN

NBF Book Shop
C/o. Executive Distt. Officer,
Literacy, Sports and Education,
Phone # 0961 – 928 01 29

ABBOTABAD

Public Library
1st Floor, Jalal Baba Auditorium,
Phone # 0992 – 931 02 91

KARACHI

National Book Foundation
(Regional Office)
Liaquat Memorial Library Premises,
Ground Floor, Stadium Road,
Phone # 021– 923 18 06 & 923 10 88
Fax # 923 10 89

HYDERABAD

NBF Book Shop
GOR Colony,
C-22, Latifabad No.1,
Phone # 022 – 931 08 92

JAMSHORO

Shop No.14, Liaquat University of
Medical & Health Science

NAWABSHAH

M.H. Khawaja DC High School,
Opp. NMC Hospital Road
Cell # 0301 – 389 58 46

SUKKUR

Public Library
Old Sukkur,
Phone # 071 – 562 51 03

LARKANA

NBF Book Shop
Chandka Medical College
Main Gate
Phone # 0741-941 02 29

JACOBABAD

Red Crescent Building,
Near T.B. Hospital
Phone # 0722 – 65 08 17

QUETTA

NBF Book Shop
3-7/5, Faiz Muhammad Road,
Phone # 081 - 920 15 70
Fax # 081 - 920 18 69

**PUBLISHED ON BEHALF OF NATIONAL BOOK FOUNDATION
PRINTED AT REPRODUCTION & PRINTING UNIT, PBS, KARACHI**