





# MONTHLY BULLETIN OF STATISTICS




**November**

**2015**

**Government of Pakistan  
Statistics Division  
Pakistan Bureau of Statistics**



# MONTHLY BULLETIN OF STATISTICS



**November**

**2015**

**Government of Pakistan  
Statistics Division  
Pakistan Bureau of Statistics**

**Price Rs. 600.00**

# P R E F A C E

The Bulletin of Statistics, Monthly Publication of the Pakistan Bureau of Statistics provide important statistics in respect of social, economic and financial sectors of the economy at aggregate as well as sectoral levels. The Bulletin contains data relating to Population, National Accounts, Agriculture, Manufacturing, Prices, Balance of Payments, Public Finance, Education, Energy & Mining, Foreign Economic Assistance, Foreign Trade, Health, Insurance, Labour, Transport & Communication, Social & Culture ect. It also provides different types of indices on agriculture, manufacturing, prices, trade and labour productivity. Charts and graphs have also been provided to selected tables to make the data readily intelligible.

2. The Bulletin contains data on monthly and in some instances on annual basis. The annual data series are on fiscal year basis i.e. from July to June unless otherwise specified. Monthly data series of trade and industry are published with a time lag of 45 days required for data collection, compilation, cleaning, processing, tabulating and printing. Figures may not add up to the totals owing to rounding. Statistics that are compiled in the Pakistan Bureau of Statistics are presented without citation whereas those compiled by other agencies carry a source note below the tables.

3. Efforts have been made to produce this Bulletin as a comprehensive, informative and useful document for decision makers, researchers, planners, economists and other groups of beneficiaries. It is hoped that the users will find this Bulletin useful.

4. Suggestions for further improvement will be highly appreciated and welcomed.

**ASIF BAJWA**  
Chief Statistician

## **Tariq Mahmood Pasha**

### **Secretary**

Government of Pakistan  
Ministry of Finance, Economic Affairs, Revenue,  
Statistics & Privatization,  
Statistics Division

Statistics House  
21-Mauve Area,  
G-9/1, Islamabad.

Tel : 051-9106500  
Fax: 051-9106502  
E-mail: [secretary@pbs.gov.pk](mailto:secretary@pbs.gov.pk)

## **Asif Bajwa**

Chief Statistician  
Government of Pakistan  
Pakistan Bureau of Statistics

Statistics House  
21-Mauve Area,  
G-9/1, Islamabad.

Tel : 051-9106514 - 051-9106515  
Fax: 051-9106561  
E-mail: [pbs@pbs.gov.pk](mailto:pbs@pbs.gov.pk)

**PAKISTAN BUREAU OF STATISTICS  
STATISTICS HOUSE, 21-MAUVE AREA  
G-9/1 - ISLAMABAD  
Website: [www.pbs.gov.pk](http://www.pbs.gov.pk)**

		<u>Office</u>	<u>Residence</u>
Mr. Munir Ahmed Aslam	Deputy Director General	051-9106555 Fax:051-9106556	051-4447403 051-2275892
Dr. Bahrawar Jan	Deputy Director General	051-9106550 Fax:051-9106577	051-9101294
Mr. Ayazuddin	Deputy Director General	051-9106552	051-9242232
Mr. Ismail Khan	Deputy Director General	051-9106558 Fax:051-9106556	051-9101162
Mr. Muhammad Akram Assi	Deputy Director General	051-9106573	051-2101198
Mr. Ghulam Muhammad	Director	051-9106559	051-4448702
Mr. Fazil Mehmood Baig	Director	051-9106575	0333-5159850
Mr. Shuakat Ali Khan	Director	051-9106557	--
Mr. Attiq-ur-Rehman	Director	051-9106553	0346-9579700
Mr. Munwar Ali Ghanghro	Director	051-9106554	0333-7145366
Mrs. Rabia Awan	Director	051-9106581	051-4444696
Syed Hasan Sabeeh	Director(Admn)	051-9106551	--

**TRAINING WING**

Mr. Innocent Dilbar Feroz	Director	051-9205390 Fax:051-9205390	--
---------------------------	----------	--------------------------------	----

**PAKISTAN BUREAU OF STATISTICS  
1-B, SINDHI MUSLIM COOPERATIVE HOUSING SOCIETY  
KARACHI – 74400  
E-mail: [khifbs@khi.comsats.net.pk](mailto:khifbs@khi.comsats.net.pk)**

Mr. Abdul Aleem Memon	Provincial Census Commissioner	Ph: 021-99225201 Fax:021-99225202	0300-2742061
Mr. Farooq Ahmed	Joint Census Commissioner	Ph:021-99225203 Fax:021-99225223	--
Mr. Muhammad Ali Shaikh Mr. Abrar Hussain	Director Director	021-99225205 021-99225217	--

**PAKISTAN BUREAU OF STATISTICS  
USAID BUILDING GURU MANGAT ROAD  
GULBERG-III, LAHORE  
E-mail: [lhrfbs@lhr.comsats.net.pk](mailto:lhrfbs@lhr.comsats.net.pk)**

Mr. Rana Iqbal	Director	042-99263267 Fax:042-99263267	--
----------------	----------	----------------------------------	----

**(Regional Office) LAHORE**

Mr. Muhammad Shahid	Chief Statistical Officer	042-99263266 Fax:042-99263266	0345-4169987
---------------------	---------------------------	----------------------------------	--------------

**(Regional Office) KARACHI**

Mr. Inayatullah Baloch	Chief Statistical Officer	021-99225214 Fax:021-99225214	--
------------------------	---------------------------	----------------------------------	----

**(Regional Office) PESHAWAR**

Mr. Sher Rahman	Chief Statistical Officer	091-9213097 Fax:091-9213098	0333-9365032
-----------------	---------------------------	--------------------------------	--------------

**(Regional Office) QUETTA**

Mr. Ghulam Rasool	Chief Statistical Officer	081-9239804 Fax:081-9239804	--
-------------------	---------------------------	--------------------------------	----

**(Presentation, Reproduction & Printing) KARACHI**

Mr. Shakeel Qadeer Mr. Naushad Ahmed Malik	Chief System Analyst Statistical Officer	021-99225220 021-99225215	021-35836029 --
---	---	------------------------------	--------------------

# CONTENTS

**	<b>KEY INDICATORS</b>	III
1.	<b>BALANCE OF PAYMENT</b>	
	1.1 Country wise Workers Remittances	01
	1.2 Month wise Workers Remittances	04
	1.3 Exchange Rates Pak. Rupees in Terms of one Unit of Foreign Currency	05
2.	<b>CLIMATE</b>	
	2.1 Temperature at Selected Stations	07
	2.2 Rainfall at Selected Stations	09
3.	<b>ENERGY &amp; MINING</b>	
	3.1 Production of Crude Oil	11
	3.2 Production of Natural Gas	14
	3.3 Company Wise Production of Crude Oil and Natural Gas	18
	3.4 Province Wise Production of Crude Oil and Natural Gas	18
	3.5 Production of Crude Oil, Natural Gas and Electricity	19
	3.6 Mineral Production	20
4.	<b>HEALTH</b>	
	4.1(a) Monthly Immunization Coverage Number of Doses Administered (0-11 month) Children	23
	4.1(b) Monthly Immunization Coverage Number of Doses Administered (12-23 months) Children	25
	4.1(c) Monthly Immunization Coverage Number of T.T Doses Administered to Women	26
	4.2 Monthly Report of HIV Treatment Centre	27
	4.3(a) Registered Veterinary Medical Practitioner with PVMC	28
	4.3(b) Registered Animal Husbandry Graduate with PVMC	29
	4.4 Tuberculosis Report (FTI)	30
5.	<b>MANUFACTURING</b>	
	5.1 Quantum Index Numbers of Large-scale Manufacturing Industries	31
	5.2 Production of Manufacturing Items	33
6.	<b>MONEY &amp; CREDIT</b>	
	6.1 Reserve Money	47
7.	<b>PRICE</b>	
	7.1 Price Indices (General) with Percentage Change	51
	7.2 Combined Sensitive Price Indicator (SPI) by Quantile	52
	7.3 Combined Consumer Price Index Numbers by Commodity Groups	53
	7.4 Consumer Price Index Numbers by Major Groups and Selected Commodities	54
	7.5 Combined Consumer Price Index Numbers by Quantile and Major Commodity Groups	56
	7.6 Combined Consumer Price Index Numbers by Quantile, Major Commodity Group for Selected Cities	57
	7.7 Combined Consumer Price Index Numbers by Income Group/City and Commodity Group for all Centres Covered in CPI	60
	7.8 Index Numbers of Wholesale Prices by Commodity Groups	61
	7.9 Index Numbers of Wholesale Prices by Commodities	62
	7.10 Intercity Wholesale Prices of Selected Commodities	72
	7.11 Intercity Consumer Prices	115

Contd.

<b>8.</b>	<b>PUBLIC FINANCE</b>	
8.1	Customs Revenue Receipts	173
<b>9.</b>	<b>SOCIAL</b>	
9.1	Data on Traffic Accidents	177
9.2	Data on Telecommunication	180
9.3	Visitors at Archaeological Museums in Pakistan	181
9.4	Visitors at Heritage Sites in Pakistan	182
<b>10.</b>	<b>TRADE</b>	
10.1	Value of Foreign Trade	183
10.2	Exports by Commodity/Group	184
10.3	Imports by Commodity/Group	186
10.4	Exports of Selected Commodities in Dollars	187
10.5	Exports of Selected Commodities in Rupees	189
10.6	Imports of Selected Commodities in Dollars	191
10.7	Imports of Selected Commodities in Rupees	193
10.8	Exports by Economic Categories (Summary)	195
10.9	Exports by Economic Categories (Details)	196
10.10	Imports by Economic Categories (Summary)	197
10.11	Imports by Economic Categories (Details)	198
10.12	Exports by Areas and Countries/Territories	277
10.13	Re-exports by Areas and Countries/Territories	281
10.14	Imports by Areas and Countries/Territories	283
10.15	Re-imports by Areas and Countries/Territories	287
10.16	Annual and Quarterly Terms of Trade and Unit Value Indices of Exports and Imports (1990-91=100)	289
10.17	Index Numbers of Unit Value of Exports by Groups (1990-91=100)	290
10.18	Index numbers of unit value of imports by groups (1990-91=100)	291
10.19	Index Numbers of Quantum of Exports by Groups (1990-91=100)	292
10.20	Index Numbers of Quantum of Imports by Groups (1990-91=100)	293
10.21	Trade in Services (Summary)	294
10.22	Export of Services by Sector (Detail) Monthly	295
10.23	Export of Services by Sector (Detail) (Cumulative)	297

**Regional and Field Offices of Pakistan Bureau of Statistics**

**Symbols, Abbreviations and Conversions**

**Selected Publications of Pakistan Bureau of Statistics**

**Sale Centres where PBS Publications are available**

---

# KEY INDICATORS

## YEARLY

### ECONOMIC INDICATORS

(2014- 2015)

1	Inflation	4.53%
2	Balance of Trade	(-) \$ 22.159 billion
3	Value of Exports	\$ 23.667 billion
4	Value of Imports	\$ 45.826 billion
5	Total Workers Remittances	Rs.18454.04 million
6	Reserve Money	Rs.3143436(P) million
7	Currency in Circulation	Rs.2554749(P) million
8	Consumer Price Index (CPI with Base 2007-2008)	198.16%
9	Agricultural Sector Growth	2.88%
10	Industrial Sector Growth	3.62%
11	Services Sector Growth	4.95%
12	GDP Growth Rate at Constant Basic Prices (Real)	4.24%
13	GNI Growth Rate at Constant Prices	5.99%
14	Per Capita Income	\$ 1512
15	Large Scale Manufacturing Sector (LSMI) Growth	2.38%
16	Quantum Index Number (LSMI with Base 2005-2006) (2013-14)	121.60
17	Imports Duty	Rs.283865.95 million
18	Exports Duty	Rs.495.05 million
19	Foreign Exchange Reserves	\$ 14837 million
20	* Overall Balance of Payment Surplus/Deficit	\$ -2636 million

### SOCIAL INDICATORS

1	** Population (2015)	191.71 million
	Male	99.06 million
	Female	92.65 million
2	Natural Growth Rate (PDS- 2007)	1.88%
3	** Population Growth Rate (2015)	1.92%
4	Dependency Ratio (PDS-2007)	81.5
5	*** Mean Size of Household (2012-13)	6.3

\* BOP as per BPM6 in million USD.

\*\* Economic Survey

\*\*\* PSLM Survey

Contd.



## IV

### MONTHLY

### ECONOMIC INDICATORS

#### September, 2015

1	Value of Exports	\$ 1725.583 million
2	Value of Imports	\$ 3461.009 million
3	Balance of Trade	(-)\$ 1735.426 million

#### October, 2015

1	Growth in Quantum Index Manufacturing (LSMI)	2.23%
2	Quantum Index of Manufacturing (LSMI with Base 2005-2006)	122.50
3	Consumer Price Index (CPI with Base 2007-08)	203.03
4	Wholesale Price Index (WPI with Base 2007-08)	208.69
5	Sensitive Price Indicator (SPI with Base 2007-08)	209.02
6	Growth Rate	
	A. CPI	0.49%
	B. WPI	0.53%
	C. SPI	1.18%
7	Exports Duty	Rs.41.28 million
8	Imports Duty	Rs.27935.99 million
9	Reserve Money	Rs.3562658 million
10	Currency in Circulation	Rs.2864132 million
11	Exchange Rate of Pak Rupees in terms of one unit US Dollar	1 \$ =Rs.104.4807
12	Country Wise Workers Remittances(including Hajj & War Compensation)	\$1539.96 million

---

Source: i) Pakistan Bureau of Statistics.  
ii) State Bank of Pakistan.  
iii) Economic Survey of Pakistan.

# 1. BALANCE OF PAYMENT

## 1.1 Country Wise Workers Remittances (Including Hajj and War Compensation)

(Provisional)  
(Million US Dollars)

Item	Oct, 2014	Nov, 2014	Dec, 2014	Jan, 2015
I. Cash	1383.13	1320.62	1583.23	1377.14
1 USA	213.39	178.75	222.45	186.15
2 UK	185.55	156.66	188.34	169.44
3 Saudi Arabia	374.65	429.09	499.08	452.81
4 UAE	318.59	271.17	352.37	246.79
Dubai	174.40	141.57	176.55	161.89
Abu Dhabi	138.42	125.08	169.90	78.86
Sharjah	5.68	4.46	5.84	5.84
Other	0.09	0.06	0.08	0.20
5 Other GCC Countries	153.09	150.51	189.22	160.44
Bahrain	28.61	25.71	32.48	29.27
Kwait	54.58	55.56	67.68	56.80
Qatar	23.23	21.99	28.93	22.22
Oman	46.67	47.25	60.13	52.15
6 EU Countries	30.28	24.29	30.34	65.45
Germany	6.70	6.09	8.02	5.29
France	2.86	1.84	2.00	1.02
Netherland	0.27	0.21	0.25	0.22
Spain	3.23	2.90	3.27	3.18
Italy	2.51	2.06	2.40	2.37
Greece	1.25	1.22	1.24	1.07
Sweden	1.10	0.82	0.94	0.99
Denmark	0.84	0.61	0.86	40.50
Ireland	11.03	8.26	11.02	10.39
Belgium	0.49	0.28	0.34	0.42
7 Norway	2.49	1.96	2.16	1.85
8 Switzerland	4.11	1.85	2.69	3.66
9 Australia	14.32	11.71	15.68	14.11
10 Canada	14.94	12.58	12.93	10.25
11 Japan	0.63	0.47	0.60	0.41
12 Other Countries	71.09	81.58	67.37	65.78
II. Encashment and Profit in Pak. Rs. Of Foreign Exchange Bearer Certificates(FEBCs) and Foreign Currency Bearer Certificate(FCBCs)	0.00	0.00	0.00	0.00
<b>TOTAL (I + II)</b>	<b>1383.13</b>	<b>1320.62</b>	<b>1583.23</b>	<b>1377.14</b>

Contd.

**1.1 Country Wise Workers Remittances  
(Including Hajj and War Compensation)**

(Provisional)  
(Million US Dollars)

Item	Feb, 2015	Mar, 2015	Apr, 2015	May, 2015
I. Cash	1391.69	1576.97	1640.58	1663.10
1 USA	179.03	199.24	233.85	221.10
2 UK	167.42	164.28	174.47	194.15
3 Saudi Arabia	453.40	489.70	519.68	528.34
4 UAE	316.51	411.24	395.69	399.35
Dubai	189.15	228.04	245.95	255.80
Abu Dhabi	121.38	177.03	144.44	137.68
Sharjah	5.90	6.09	5.16	5.62
Other	0.08	0.08	0.14	0.25
5 Other GCC Countries	166.26	196.07	190.59	190.66
Bahrain	29.18	36.59	35.98	37.89
Kawait	56.20	62.17	63.76	61.21
Qatar	29.62	36.05	32.68	31.77
Oman	51.26	61.26	58.17	59.79
6 EU Countries	23.99	25.96	26.87	28.50
Germany	6.07	4.92	6.03	5.55
France	1.42	1.60	1.74	1.87
Netherland	0.24	0.27	0.42	0.33
Spain	2.43	2.79	3.08	3.60
Italy	1.99	2.18	2.30	2.34
Greece	0.85	0.82	0.95	1.05
Sweden	0.62	0.77	0.98	0.78
Denmark	0.50	1.16	0.65	1.62
Ireland	9.62	11.07	10.40	11.03
Belgium	0.25	0.38	0.32	0.33
7 Norway	1.78	1.66	2.02	2.02
8 Switzerland	2.27	1.91	1.86	2.04
9 Australia	12.79	13.31	14.72	14.56
10 Canada	8.65	10.49	10.98	11.65
11 Japan	0.57	0.71	0.75	0.50
12 Other Countries	59.02	62.40	69.10	70.23
II. Encashment and Profit in Pak. Rs. Of Foreign Exchange Bearer Certificates(FEBCs) and Foreign Currency Bearer Certificate(FCBCs)	0.00	0.00	0.00	0.00
<b>TOTAL ( I + II )</b>	<b>1391.69</b>	<b>1576.97</b>	<b>1640.58</b>	<b>1663.10</b>

Contd.

### 1.1 Country Wise Workers Remittances (Including Hajj and War Compensation)

(Provisional)  
(Million US Dollars)

Item	Jun, 2015	Jul, 2015	Aug, 2015	Sept, 2015	Oct, 2015
I. Cash	1821.28	1663.61	1527.06	1775.87	1539.96
1 USA	258.94	255.32	199.57	260.97	188.26
2 UK	247.96	232.33	206.29	233.27	197.56
3 Saudi Arabia	536.68	474.42	483.29	483.21	464.53
4 UAE	423.24	367.51	319.15	428.13	367.37
Dubai	293.57	255.28	223.20	284.75	256.13
Abu Dhabi	122.99	106.44	88.87	136.97	105.49
Sharjah	6.49	5.68	6.90	6.30	5.63
Other	0.19	0.11	0.18	0.11	0.12
5 Other GCC Countries	209.66	197.86	193.75	201.34	178.09
Bahrain	42.78	40.06	38.90	43.31	35.91
Kwait	69.56	62.89	62.73	51.45	57.07
Qatar	32.74	28.98	29.62	32.15	27.90
Oman	64.58	65.93	62.50	74.43	57.21
6 EU Countries	34.27	32.50	27.75	33.30	31.56
Germany	7.82	6.43	5.65	6.55	6.84
France	2.14	2.23	1.97	2.31	2.71
Netherland	0.48	0.33	0.36	0.30	0.38
Spain	4.47	4.26	4.45	4.45	4.13
Italy	2.73	3.24	2.82	3.14	3.57
Greece	1.06	0.07	0.04	0.21	0.62
Sweden	0.96	1.06	0.85	1.16	0.99
Denmark	0.76	0.67	0.64	0.67	0.93
Ireland	13.27	13.69	10.33	14.01	10.72
Belgium	0.58	0.52	0.64	0.50	0.67
7 Norway	2.58	2.41	1.73	2.29	2.19
8 Switzerland	2.24	1.91	1.53	1.86	2.33
9 Australia	14.46	14.77	13.37	15.93	14.47
10 Canada	15.01	14.94	10.49	12.89	12.64
11 Japan	0.98	0.91	0.83	0.87	0.86
12 Other Countries	75.26	68.73	69.31	101.81	80.10
II. Encashment and Profit in Pak. Rs. of Foreign Exchange Bearer Certificates(FEBCs) and Foreign Currency Bearer Certificate(FCBCs)	0.00	0.00	0.00	0.00	0.00
<b>TOTAL ( I + II )</b>	<b>1821.28</b>	<b>1663.61</b>	<b>1527.06</b>	<b>1775.87</b>	<b>1539.96</b>

Note: Item has been revised / extended by the State Bank of Pakistan.

Source: State Bank of Pakistan.

## 1.2 Month Wise Workers Remittances

(Million US \$)

Monthly Cash Inflow (Including Foreign Exchange Bearer Certificates & Foreign Currency Bearer Certificates)	2014-2015	2013-2014	YOY growth (percent)	
			2014-15	2013-14
Jul.	1649.39	1404.69	17.42	16.6
Aug.	1328.71	1240.14	7.14	-1.50
Sep.	1716.59	1284.22	33.67	13.11
Oct.	1383.13	1348.03	2.60	-1.25
Nov.	1,320.62	1,130.41	16.83	11.06
Dec.	1,583.23	1,384.94	14.32	22.05
Jan.	1,378.19	1,245.97	10.61	14.35
Feb.	1,391.76	1,209.77	15.04	17.64
Mar.	1,577.46	1,337.89	17.91	19.55
Apr.	1640.58	1311.85	25.06	7.89
May.	1663.10	1440.47	15.46	21.49
Jun.	1821.28	1499.33	21.47	28.57
Jul.- Jun.	18,454.04	15,837.71	16.52	13.76
Monthly average for period Jul.-Jun.	1,537.84	1,319.81	16.52	13.76

Monthly Cash Inflow (Including Foreign Exchange Bearer Certificates & Foreign Currency Bearer Certificates)	2015-2016	2014-2015	YOY growth (percent)	
			2015-16	2014-15
July.	1663.61	1675.77	-0.73	19.30
August.	1527.06	1350.86	13.04	8.93
September.	1775.87	1748.49	1.57	36.15
October.	1539.96	1409.22	9.28	4.54
July-October.	6,506.50	6,184.34	5.21	17.19

Monthly average for period Jul.-Oct. 1,626.63 1,546.09 5.21 17.19

Source: State Bank of Pakistan.

### 1.3 Exchange Rates Pak. Rupees in Terms of One Unit of Foreign Currency

S. No.	Country/ Organization	Currency	Oct, 2014	Nov, 2014	Dec, 2014	Jan, 2015	Feb, 2015	Mar, 2015	Apr, 2015
1	Australia	Dollar	90.2264	87.9250	83.1334	81.3465	78.9003	78.5801	78.5158
2	Bahrain	Dinar	272.8432	270.1091	267.5589	267.3446	269.1468	270.1113	269.8818
3	Canada	Dollar	91.6443	89.8610	87.4636	83.4048	81.0219	80.6988	82.2890
4	China	Yuan	16.7696	16.6038	16.2792	16.1850	16.1915	16.3008	16.4115
5	Denmark	Krone	17.5258	17.0685	16.7028	15.7483	15.4500	14.7874	14.7088
6	E.M.U.	Euro	130.4007	126.9196	124.2046	117.0922	115.047	110.1936	109.6853
7	Hong Kong	Dollar	13.2472	13.1275	13.0020	12.9880	13.0605	13.1185	13.1275
8	I.M.F.	SDR	152.8985	149.7642	147.0766	143.2795	143.3639	141.0700	140.8527
9	India	Rupee	1.6755	1.6563	1.6101	1.6242	1.6362	1.6309	1.6239
10	Japan	Yen	0.9531	0.8741	0.8449	0.8507	0.8539	0.8454	0.8511
11	Kuwait	Dinar	356.2795	350.1075	345.5934	342.6563	343.6149	341.0843	337.7510
12	Malaysia	Ringgit	31.4291	30.4018	28.9648	28.0866	28.1219	27.6728	28.0235
13	Newzeland	Dollar	81.0694	79.7754	78.2086	76.9837	75.5010	75.8800	77.0460
14	Norway	Krone	15.6933	14.9430	13.8512	13.1036	13.3432	12.7618	12.8813
15	Oman	Riyal	267.1820	264.5024	262.0115	261.8129	263.5757	264.5088	264.3049
16	Qatar	Riyal	28.2558	27.9803	27.7192	27.6921	27.8779	27.9761	27.9565
17	Singapore	Dollar	80.7105	78.5090	76.6558	75.2834	74.7578	73.9032	75.3753
18	Sweden	Krona	14.2137	13.7339	13.2260	12.4218	12.141	11.9339	11.762
19	Switzerland	Franc	108.0606	105.5734	103.3284	106.9918	108.3337	103.8239	105.7196
20	Saudi Arabia	Riyal	27.3946	27.1324	26.8668	26.8142	26.9963	27.1305	27.1209
21	Thailand	Bhath				3.0798	3.1195	3.1237	3.1316
22	Turkey	Lira				43.0815	41.0641	39.2744	38.4121
23	U.A.E.	Dirham	27.9786	27.7128	27.4498	27.4116	27.5806	27.705	27.6929
24	U.K.	Sterling (Pound)	165.2493	160.3856	157.5266	152.5333	155.2163	152.4451	151.7945
25	U.S.A.	Dollar	102.7536	101.7874	100.8234	100.6834	101.3651	101.7597	101.7004

Contd.

### 1.3 Exchange Rates Pak. Rupees in Terms of One Unit of Foreign Currency

S. No.	Country/ Organization	Currency	May, 2015	Jun, 2015	Jul, 2015	Aug, 2015	Sep, 2015	Oct, 2015
1	Australia	Dollar	80.4124	78.4474	75.3497	74.5567	73.5458	75.2072
2	Bahrain	Dinar	269.0697	268.9782	268.8307	270.4709	275.3801	276.0645
3	Canada	Dollar	83.7223	82.3169	79.3220	77.8318	78.6856	79.9284
4	China	Yuan	16.4169	16.4085	16.3725	16.1577	16.3868	16.4706
5	Denmark	Krone	15.2381	15.2938	15.0137	15.2775	15.7101	15.7405
6	E.M.U.	Euro	113.5369	113.9604	111.9731	113.8981	117.0996	117.3259
7	Hong Kong	Dollar	13.1382	13.1327	13.1171	13.2092	13.4571	13.4881
8	I.M.F.	SDR	143.0753	143.0595	142.1030	143.6329	146.7608	147.1387
9	India	Rupee	1.5966	1.5947	1.5993	1.5738	1.5765	1.6073
10	Japan	Yen	0.8437	0.8237	0.8264	0.8322	0.8673	0.8700
11	Kuwait	Dinar	337.733	337.2913	336.4957	338.9668	345.7616	346.5136
12	Malaysia	Ringgit	28.3095	27.2521	26.7317	25.2515	24.2486	24.5486
13	Newzeland	Dollar	75.2487	71.1702	67.7339	67.0588	65.9923	69.6809
14	Norway	Krone	13.5006	13.0415	12.5236	12.4233	12.6208	12.6440
15	Oman	Riyal	264.5546	264.4459	264.2858	266.0499	270.9656	271.6041
16	Qatar	Riyal	27.9845	27.9726	27.9515	28.1373	28.6579	28.7295
17	Singapore	Dollar	76.2984	75.5913	74.7397	73.1858	73.6843	74.4872
18	Sweden	Krona	12.2198	12.2935	11.9411	11.9719	12.4695	12.5597
19	Switzerland	Franc	109.2059	109.1109	106.6831	105.7546	107.3086	107.8491
20	Saudi Arabia	Riyal	27.1498	27.1439	27.1128	27.2949	27.8030	27.8691
21	Thailand	Bhath	3.0392	--	--	--	--	--
22	Turkey	Lira	38.5462	--	--	--	--	--
23	U.A.E.	Dirham	27.72	27.7146	27.6844	27.8723	28.3880	28.4528
24	U.K.	Sterling (Pound)	157.4125	158.1071	158.0080	159.4853	159.9411	160.0182
25	U.S.A.	Dollar	101.8042	101.7725	101.7194	102.3361	104.2068	104.4806

Note: Euro, a common currency of the 11 member countries of European Economic and Monetary Union (EMU) was introduced with effect from 1st January, 1999.

Source: State Bank of Pakistan.

## 2. CLIMATE

### 2.1 Temperature at Selected Stations

(In centigrade)

Stations	Murree		Rawalpindi/Islamabad		Jhelum		Lahore		Sargodha	
Height in meters above sea level	2167		507		232		213		187	
	Max.	Min.	Max.	Min.	Max.	Min.	Max.	Min.	Max.	Min.

Month:

May. 2014	21.5	11.8	40.0	25.0	35.9	21.6	32.1	17.9	42.0	28.3
Jun. 2014	26.7	16.9	38.8	22.7	41.8	25.8	41.2	27.3	43.3	29.0
Jul. 2014	23.6	16.8	34.9	24.9	36.4	26.6	36.5	26.4	37.3	28.0
Aug. 2014	23.8	15.6	33.9	23.2	35.9	25.1	36.2	25.9	36.7	27.1
Sep. 2014	22.0	13.1	31.6	21.1	33.4	23.8	32.9	25.2	31.1	18.9
Oct. 2014	19.4	10.4	28.7	15.9	21.4	18.1	31.8	19.4	32.5	20.2

May. 2015	22.8	13.5	34.6	18.1	37.2	21.7	39.1	26.3	39.8	26.4
Jun. 2015	23.8	14.2	36.2	22.1	38.0	24.3	38.1	26.3	39.2	26.3
Jul. 2015	22.0	16.4	33.0	24.2	35.6	26.3	34.2	25.4	36.0	27.7
Aug. 2015	23.2	15.9	33.6	23.9	35.5	26.0	34.6	26.6	35.8	27.0
Sep. 2015	22.6	13.1	33.4	19.8	35.5	22.8	34.5	25.1	36.2	25.4
Oct. 2015	19.7	10.1	32.9	18.3	31.9	18.0	32.0	20.2	32.3	20.6

Stations	Faisalabad		Multan		Bahawalpur		Hyderabad		Nawabshah	
Height in meters above sea level	183		122		116		40		37	
	Max.	Min.	Max.	Min.	Max.	Min.	Max.	Min.	Max.	Min.

Month:

May. 2014	37.1	23.6	38.3	24.7	39.0	25.0	41.0	25.5	43.0	25.0
Jun. 2014	41.8	28.1	41.8	30.3	43.2	29.5	40.8	27.7	45.4	28.9
Jul. 2014	38.0	27.7	38.9	29.4	39.6	29.4	37.6	27.3	41.8	28.0
Aug. 2014	37.8	27.1	38.3	28.2	32.8	27.0	36.2	26.1	39.5	27.1
Sep. 2014	34.1	24.5	36.3	26.1	36.1	25.6	36.4	25.0	39.4	25.2
Oct. 2014	31.8	19.4	32.7	21.3	33.8	20.1	36.6	22.2	38.1	19.9
May. 2015	39.3	24.6	40.6	28.3	40.3	25.4	41.5	26.5	45.0	25.7
Jun. 2015	38.8	26.0	39.6	28.0	39.4	26.9	39.7	27.7	42.4	27.8
Jul. 2015	36.0	27.2	36.7	27.7	36.6	27.0	37.1	27.4	40.6	27.8
Aug. 2015	35.7	27.1	36.1	27.6	36.7	26.8	35.0	26.3	39.2	26.4
Sep. 2015	35.6	24.6	36.5	25.6	36.0	24.3	36.3	24.9	39.1	24.5
Oct. 2015	32.7	19.8	34.0	20.9	34.0	20.0	36.0	23.0	38.5	21.5

Contd.



## 2.1 Temperature at Selected Stations

(In centigrade)

Stations	Jacobabad		Karachi A.P.		Peshawar		D.I.Khan		Saidu Sharif		Gilgit	
Height in meters above sea level	55		21		359		173		961		1459	
	Max.	Min.	Max.	Min.	Max.	Min.	Max.	Min.	Max.	Min.	Max.	Min.

## Month:

May. 2014	41.9	25.9	35.9	27.0	33.9	21.3	37.6	21.7	29.8	15.9	35.2	14.1
Jun. 2014	45.4	28.8	36.5	29.2	33.9	21.3	42.6	25.5	43.0	29.0	34.5	14.5
Jul. 2014	41.1	29.1	34.0	28.3	36.7	27.3	38.8	25.6	35.6	23.8	35.7	18.3
Aug. 2014	38.0	26.9	33.7	27.0	36.2	25.6	38.4	25.1	33.5	21.6	34.1	16.9
Sep. 2014	36.9	25.4	33.8	26.8	34.8	29.4	37.1	23.3	32.4	19.0	29.9	12.7
Oct. 2014	34.9	20.0	33.6	23.3	28.9	18.1	32.8	17.9	26.5	13.3	24.6	8.7

May. 2015	44.1	29.0	36.0	27.7	35.6	22.0	39.7	22.6	31.6	17.3	29.0	12.6
Jun. 2015	42.5	29.6	37.7	29.8	38.3	24.9	39.7	23.7	33.1	19.4	36.1	14.9
Jul. 2015	38.4	26.5	34.0	28.4	35.0	26.1	38.1	25.2	32.6	23.0	35.4	19.8
Aug. 2015	36.7	27.0	32.3	26.9	34.5	24.2	36.1	24.1	33.1	22.2	34.3	18.1
Sep. 2015	37.7	24.4	34.6	26.3	27.9	22.0	36.8	22.4	32.6	17.2	29.0	12.7
Oct. 2015	32.5	20.4	35.8	24.9	31.1	17.8	33.2	17.1	27.6	13.2	25.3	7.7

Stations	Quetta (Samungli)		Zhub (Fortsandeman)		Khuzdar		Punjabur		Dalbadin	
Height in meters above sea level	1600		1405		1231		980		848	
	Max.	Min.	Max.	Min.	Max.	Min.	Max.	Min.	Max.	Min.

## Month:

May. 2014	36.0	18.6	38.0	23.3	40.0	26.4	37.1	21.7	44.0	26.8
Jun. 2014	36.0	18.6	38.0	23.3	40.0	26.4	41.0	27.1	44.0	26.8
Jul. 2014	37.5	22.0	38.0	25.1	39.2	26.2	40.0	27.0	44.0	24.1
Aug. 2014	35.7	20.1	26.0	22.5	36.0	23.7	38.3	25.2	42.8	23.6
Sep. 2014	33.0	16.1	36.1	21.1	32.7	20.6	36.0	22.0	41.0	20.5
Oct. 2014	27.1	10.2	28.6	13.8	31.0	17.3	36.0	17.1	35.0	16.0

May. 2015	32.0	15.0	32.6	17.8	36.9	26.5	39.0	22.5	41.0	22.4
Jun. 2015	36.6	21.1	35.0	20.3	36.6	24.7	39.7	25.9	43.0	25.1
Jul. 2015	36.1	22.1	35.6	20.6	35.6	26.0	40.0	26.0	43.8	27.0
Aug. 2015	36.1	19.0	36.0	23.2	36.7	23.6	36.7	23.6	42.5	24.0
Sep. 2015	30.6	12.8	32.9	18.7	34.6	21.2	33.8	18.5	37.5	17.8
Oct. 2015	27.8	9.4	29.1	12.2	30.1	18.1	32.4	15.4	35.5	10.5

N.R = Not received

Source: Pakistan Meteorological Department, Karachi.

## 2.2 Rainfall at Selected Stations

(In millimeters)

Stations	Murree	Rawalpindi/ Islamabad	Jhelum	Lahore	Sargodha	Faisal- abad	Multan	Bahawal- pur	Hyder- abad	Nawab- shah	Jaco- abad
Height in meters above sea level	2167	507	232	213	187	183	122	116	40	37	55

### Year/month

2010	1681.6	849.0	771.0	541.0	602.0	545.0	285.0	226.0	214.0	343.0	152.0
2011	1442.2	1079.0	748.0	903.0	710.0	544.0	180.0	164.0	404.1	309.0	293.3
2012	1515.0	1076.0	717.0	527.0	368.0	366.0	239.0	183.0	121.0	182.0	486.0
2013	1451.0	1732.0	924.0	1109.0	362.0	378.0	157.0	148.0	74.0	86.0	345.0
2014	1509.2	1139.8	939.3	800.6	401.3	401.8	247.3	67.9	25.4	69.7	21.3
May. 2014	151.1	31.0	73.5	50.1	31.0	5.0	66.7	21.6	0.0	31.6	1.0
Jun. 2014	103.8	32.0	25.1	50.1	38.2	3.0	0.0	0.0	0.0	0.0	3.2
Jul. 2014	288.3	73.0	123.3	43.4	120.7	52.0	71.0	18.3	14.0	1.3	0.0
Aug. 2014	140.2	208.4	158.4	56.7	97.8	15.0	26.0	4.0	1.2	11.4	4.0
Sep. 2014	301.6	444.0	240.0	451.2	12.0	234.5	3.0	4.7	0.0	0.0	0.0
Oct. 2014	41.0	23.0	54.8	0.8	25.6	6.8	23.0	4.0	3.2	Tr.	0.0
May. 2015	74.2	30.2	20.0	31.7	3.8	23.6	10.7	26.2	TR	0.0	1.5
Jun. 2015	233.6	33.6	50.1	45.0	48.5	27.3	51.1	106.0	8.2	37.2	13.0
Jul. 2015	532.4	380.1	178.5	328.0	64.2	96.4	138.9	133.7	114.3	83.1	52.0
Aug. 2015	223.7	198.0	19.6	92.7	112.1	132.3	87.4	86.4	0.0	0.0	0.0
Sep. 2015	249.8	133.4	137.5	126.8	70.8	57.8	10.2	66.3	0.0	0.0	0.0
Oct. 2015	243.3	46.7	72.1	3.8	40.0	14.4	11.7	2.0	Tr.	0.0	0.0

Contd.

## 2.2 Rainfall at Selected Stations

(In millimeters)

Stations	Karachi Airport	Pesha- war	D.I. Khan	Saidu Sharif	Gilgit	Quetta (Samungli)	Zhob (Fortsand- man)	Khuzdar	Punj- goor	Dalbadin
Height in meters above sea level	21	359	173	961	1459	1600	1405	1231	980	848

## Year/month

2010	373.0	839.0	756.0	1465.1	214.6	102.0	279.0	159.0	54.0	20.0
2011	290.6	568.0	281.0	853.7	158.7	246.5	40.5	286.6	138.0	64.9
2012	152.0	480.0	450.0	803.0	110.0	410.0	47.0	167.0	33.0	160.0
2013	169.0	551.0	327.0	954.0	153.0	53.0	66.0	479.0	101.0	23.0
2014	30.7	326.3	249.7	658.1	78.2	97.0	173.7	201.9	61.8	17.3
May. 2014	1.3	20.0	8.0	95.1	40.0	0.0	0.0	0.0	0.0	44.0
Jun. 2014	TR	33.3	33.5	2.5	4.5	0.0	0.0	0.0	0.0	TR
Jul. 2014	1.1	54.0	59.0	69.1	21.1	0.0	15.2	44.7	0.8	1.3
Aug. 2014	9.9	54.0	2.7	94.4	17.0	0.0	8.0	21.8	0.0	0.0
Sep. 2014	1.4	4.0	4.2	71.9	22.4	0.0	22.0	0.0	0.0	0.0
Oct. 2014	0.0	46.0	8.0	96.2	33.7	0.0	2.5	0.0	0.0	0.0
May. 2015	0.0	21.0	3.0	83.0	21.6	10.0	7.0	2.0	20.0	TR
Jun. 2015	TR	0.0	29.5	74.6	8.4	TR	25.0	22.8	0.0	1.2
Jul. 2015	46.6	187.0	26.0	120.3	9.3	TR	117.0	45.6	0.0	TR
Aug. 2015	1.4	162.3	200.0	81.2	16.3	0.0	40.0	15.2	0.0	0.0
Sep. 2015	TR	25.0	0.0	38.5	28.1	0.0	54.0	0.0	0.0	0.0
Oct. 2015	0.0	55.0	78.0	83.0	6.8	3.0	5.0	13.4	0.0	7.0

N.R = Not received

TR = Trace (Rainfall less than 0.1 mm)

Source: Pakistan Meteorological Department, Karachi.

## 3. ENERGY & MINING

### 3.1 Production of Crude Oil

Unit: Barrels

S.No	Company	Field	Jul,15	Aug,15	Sep,15	Oct,15	Cummulative Total from July 2015
<b>PUNJAB</b>							
1	OGDCL	BHALSYEDAN	4193	10	48	97	4348
2		CHAK NAURANG	12389	5975	11960	13110	43434
3		DAKHNI	23190	24820	23305	7810	79125
4		DHODAK	1223	1183	1122	1098	4626
5		FIMKASSAR	3193	3193	3090	3193	12669
6		KAL	11839	11464	11273	14500	49076
7		MISSAKISWAL	782	3129	1098	652	5661
8		RAJIAN	45565	45210	42695	51030	184500
9		SOGHRI	3040	2960	3000	800	9800
10		SADKAL	1166	1078	1522	1357	5123
11		TOOT	10098	9838	9467	9864	39267
		Sub Total	116678	108860	108580	103511	437629
12	OPL	DHURNAL	2238	19573	20189	23813	65813
13		RATANA	19664	24116	16388	19264	79432
		Sub Total	21902	43689	36577	43077	145245
14	POL	BALKASSAR	11759	11422	7611	5999	36791
15		BELA	0	0	0	0	0
16		DHULIAN	4855	4674	4686	4891	19106
17		KHAUR	136	167	190	190	683
18		JOYAMIR	710	762	744	769	2985
19		MINWAL	0	329	0	0	329
20		MEYAL	9558	9398	9124	9472	37552
21		PARIWALI	13259	12521	11950	12567	50297
22		PINDORI	9249	8651	9280	8299	35479
23		TURKWAL	768	742	743	768	3021
		Sub Total	50294	48666	44328	42955	186243
24	MPCL	GHAURI	20578	26348	26594	27712	101232
25		HALINI	39291	34510	37431	38875	150107
		Sub Total	59869	60858	64025	66587	251339
26	PPL	ADHI	188866	186161	178143	178378	731548
		Sub Total	188866	186161	178143	178378	731548
27	Dewan	RODHO SALSABIL	2886	2691	2528	2461	10566
		Sub Total	2886	2691	2528	2461	10566
		TOTAL	440495	450925	434181	436969	1762570
<b>SINDH</b>							
1	BHP	ZAMZAMA	20467	19205	16938	16678	73288
		Sub Total	20467	19205	16938	16678	73288
2	UEPL	AASSU	113821	95927	88016	69802	367566
3		ALI	73	0	103	735	911
4		BACHAL	498	446	282	0	1226
5		BAKSH DEEP	2490	2391	1988	1953	8822
6		BUKHARI DEEP	0	19	21	2745	2785
7		BIJORO	3796	2850	3149	2721	12516
8		DABHI ( South)	2948	2787	2695	2497	10927
9		DABHI (North)	1548	1795	1849	1782	6974
10		DHANI	690	65	0	0	755
11		GHARO	2340	1924	2670	2026	8960
12		GHUNGRO	3180	2797	2706	2546	11229
13		HALIPOTA	4293	4497	4506	4376	17672
14		JABO	3865	3345	4813	4462	16485
15		JAGIR	251	672	775	1370	3068
16		JAN	0	0	0	224	
17		JARAR DEEP	58	192	187	0	437
18		JHABERI SOUTH	41	117	62	0	220
19		JOGWANI	721	678	459	351	2209
20		KATO	0	17	45	0	62
21		KAMAL NORTH	16103	16029	11188	11792	55112
22		KHASKELI	5924	5288	5657	5774	22643
23		KHASKELI DOWN THROWN	793	649	689	637	2768
24		KHOREWAH	2414	2564	2978	3039	10995
25		KOLI	716	729	811	185	2441
26		KORAI	23605	18740	3862	14857	61064
27		KUMBH	0	0	0	3044	3044
28		LIMU	0	0	0	10744	10744

Contd.

## 3.1 Production of Crude Oil

Unit: Barrels

S.No	Company	Field	Jul,15	Aug,15	Sep,15	Oct,15	Cummulative Total from July 2015
29		LAGHARI	167	451	378	0	996
30		LIARI DEEP	94	6	0	0	100
31		LODANO	3012	2311	2172	11106	18601
32		LODANO DEEP	5722	7082	4532	3766	21102
33		MAKDUMPUR	1893	1604	241	1011	4749
34		MAZARI	8093	7355	8113	7766	31327
35		MEYUN ISMAIL DEEP	184	210	174	181	749
36		MEYUN ISMAIL	835	1080	927	913	3755
37		MISSRI	1711	1231	2037	1546	6525
38		MOHANO	1591	1460	1485	1392	5928
39		MUBAN	6497	7435	6715	6751	27398
40		MURID	16073	14961	13064	12343	56441
41		NAIMAT BASAL 2X	2543	1269	1439	1613	6864
42		NAIMAT WEST	10890	16005	16775	17196	60866
43		NORTH AKRI	1286	1174	853	1080	4393
44		PANIRO	2203	2313	1981	1870	8367
45		PIARO DEEP	1271	1471	1163	440	4345
46		PIARO DEEP BASAL	0	194	958	561	1713
47		QABUL	0	0	0	10	10
48		RAJANI	0	0	253	0	253
49		RAHIM 1 X	10288	10638	9765	7978	38669
50		RAHIM 2X	6931	7456	7218	7913	29518
51		RAHIM NORTH	1220	473	0	0	1693
52		SAJAN	321	1258	716	1188	3483
53		SAKHI	2628	3006	2546	2825	11005
54		SAKHI DEEP	185	140	151	146	622
55		SALEH	31254	35509	50797	51006	168566
56		SAMAN	184	108	110	0	402
57		SALAMAT	0	0	72	0	72
58		SHEIKHANO	2754	3059	2840	2742	11395
59		SHEIKHANO DEEP	1488	755	358	351	2952
60		SOHRAB DEEP	7114	7589	6362	7459	28524
61		SONRO	27649	25407	25086	22890	101032
62		SOUTH BUZDAR DEEP	12950	12148	11012	12073	48183
63		SOUTH MAZARI	8835	8803	8571	8373	34582
64		SOUTH MAZARI DEEP	14804	15545	15653	16533	62535
65		SUHRAT	44	93	136	15	288
66		SUMAR DEEP	20584	21453	21337	11012	74386
67		SUTIARI DEEP	3130	5525	5614	5802	20071
68		TAJEDI	2352	2002	2450	2334	9138
69		TANDO GHULAM ALI	347	264	382	390	1383
70		TANGRI	1789	2048	1889	2028	7754
71		TANGRI DEEP	406	396	424	360	1586
72		THARO	1334	1182	2036	209	4761
73		THEBO	2061	1099	1393	3326	7879
74		TURK	1968	1756	1670	1165	6559
75		TURK DEEP	1037	1124	1115	1138	4414
76		UMER	12837	11475	3541	5047	32900
77		ZAUR	5765	6436	5352	7205	24758
		Sub Total	436492	418877	391367	398715	1645451
78	OGDCL	BOBI	17175	11060	13650	13490	55375
79		BALUCH	0	0	0	1380	1380
80		CHAK 2	2885	6876	8164	8405	26330
81		CHAK 7A	825	1025	1050	1020	3920
82		CHAK 66 NE	1445	640	0	0	2085
83		CHAK 63	4370	38008	44167	33306	119851
84		CHAK 63 SOUTH EAST	5960	8099	8590	8850	31499
85		HAKEEM DAHO	15295	23052	20174	15032	73553
86		NIM	1705	1705	1505	1645	6560
87		NUR BAGHLA	1885	1875	1690	1720	7170
88		NOORAI JAGR	0	0	365	1435	1800
89		JAKHRO	5105	9390	9895	7415	31805
90		JARWAR	8365	7945	7060	7470	30840
91		KUNNAR	100710	96986	66780	84111	348587
92		KUNNAR PASAKHI DEEP	30845	30905	22882	28962	113594
93		LASHARI CENTRE	19950	17160	16805	17160	71075
94		MISSAN	3505	3505	3390	3505	13905
95		MOLLAN N	2440	2460	2360	2460	9720
96		PALI DEEP	16210	14210	12510	12190	55120
97		PASAKI	104740	103750	102500	105885	416875
98		PASAKI N	14070	13875	13660	14165	55770
99		PASAKI NORTH EAST	9125	8935	8625	9075	35760
100		QADIR PUR	18405	15248	15365	18781	67799

Contd.

## 3.1 Production of Crude Oil

Unit: Barrels

S.No	Company	Field	Jul,15	Aug,15	Sep,15	Oct,15	Cummulative Total from July 2015
101		SONO	20080	15155	14530	15150	64915
102		TANDO ALAM	19595	20040	19435	20235	79305
103		THORA	12200	12310	12055	12425	48990
		Sub Total	436890	464214	427207	445272	1773583
104	PPL	ADAM	2857	2627	3748	3818	13050
105		KANDH KOT	236	346	265	295	1142
106		KINZA	119	362	139	0	620
107		SHAHDAD	0	0	1708	2390	4098
108		MAZARANI	318	312	282	291	1203
		Sub Total	3530	3647	6142	6794	20113
109	OMV	LATIF	2088	2710	2400	2099	9297
110		MIANO	1507	2137	1168	1359	6171
		Sub Total	3595	4847	3568	3458	15468
111	MPCL	MARI	2528	2261	2163	1556	8508
112		SUJJAL	4091	4003	4003	3886	15983
113		SUJAWAL	1272	1402	1402	1387	5463
		Sub Total	7891	7666	7568	6829	29954
	Eni(Pak)	BHIT	9693	8942	8201	9082	35918
114		BADHRA	1614	1396	1256	1398	5664
115		KADANWARI	927	775	662	825	3189
		Sub Total	12234	11113	10119	11305	44771
116	OMV Maurice	MEHAR	45444	39177	35770	38257	158648
117		SAQIB	0	0	0	0	0
		Sub Total	45444	39177	35770	38257	158648
		TOTAL	966543	968746	898679	927308	3761276
	<b>KHYBER .P.K</b>						
1	OGDCL	CHANDA	47510	44520	52110	42955	187095
2		NASPHA	622640	578348	598410	609451	2408849
3		MELA	61610	60970	57945	61130	241655
		Sub Total	731760	683838	708465	713536	2837599
4	MOL	MANZALAI	24844	24365	22223	20411	91843
5		MAMIKHEL	22847	23590	21573	22607	90617
6		MARAMZAI	101525	137845	138726	146102	524198
7		MAKORI	1036	758	893	1414	4101
8		MAKORI EAST	438633	268518	374750	453665	1535566
		Sub Total	588885	455076	558165	644199	2246325
		TOTAL	1320645	1138914	1266630	1357735	5083924
	<b>BALOCHISTAN</b>						
1	OGDCL	UCH	1463	1343	1108	794	4708
		Sub Total	1463	1343	1108	794	4708
2	MPCL	ZARGHUN SOUTH	337	325	311	329	1302
		Sub Total	337	325	311	329	1302
3	PPL	SUI	981	1024	1468	1296	4769
		Sub Total	981	1024	1468	1296	4769
		TOTAL	2781	2692	2887	2419	10779
		GRAND TOTAL	2730464.00	2561277	2602377	2724431	10618549

## 3.2 Production of Natural Gas

(MCFT)

S.No.	Company	Field	Jul,15	Aug,15	Sep,15	Oct,15	Cummulative Total from July 2015
<b>PUNJAB</b>							
1	OGDCL	DAKHNI	861.38	867.23	834.57	305.46	2868.64
2		BAHU	265.47	250.01	228.88	222.27	966.63
3		FIMKASSAR	3.26	3.26	3.15	3.26	12.93
4		DHODAK	109.70	103.50	94.50	93.90	401.60
5		KAL	2.18	2.26	2.06	2.21	8.71
6		MISSAKISWAL	3.10	6.77	2.88	2.40	15.15
7		NANDPUR/PANJPIR	296.21	305.88	299.71	313.48	1215.28
8		RAJIN	21.74	21.10	20.56	21.05	84.45
9		SOGHRI	352.86	350.34	345.27	84.55	1133.02
10		TOOT	25.89	25.60	24.88	24.95	101.32
11		SADKAL	37.15	31.22	49.88	47.96	166.21
		SUB TOTAL	1978.94	1967.17	1906.34	1121.49	6973.94
12	OPL	DHURNAL	7.94	52.13	59.50	69.48	189.05
13		RATANA	371.46	465.45	356.36	420.36	1613.63
		SUB TOTAL	379.40	517.58	415.86	489.84	1802.68
14	POL	BALKASSAR	1.99	1.95	1.39	1.18	6.51
15		BELA	0.00	0.00	0.00	0.00	0.00
16		DHULIAN	72.85	72.85	70.46	72.85	289.01
17		MEYAL	80.40	80.23	77.39	80.62	318.64
18		PARIWALI	201.24	202.83	192.48	191.16	787.71
19		PINDORI	27.90	27.10	30.18	29.05	114.23
20		TURKWAL	1.55	1.55	1.49	1.53	6.12
		SUB TOTAL	385.93	386.51	373.39	376.39	1522.22
21	PPL	ADHI	1265.00	1227.20	1274.46	1389.00	5155.66
		SUB TOTAL	1265.00	1227.20	1274.46	1389.00	5155.66
22	MPCL	HALINI	31.07	26.33	28.73	32.35	118.48
		SUB TOTAL	31.07	26.33	28.73	32.35	118.48
23	DEWAN	RODHO(SALSABIL)	415.69	409.79	392.24	400.57	1618.29
		SUB TOTAL	415.69	409.79	392.24	400.57	1618.29
		TOTAL	4456.03	4534.58	4391.02	3809.64	17191.27
<b>SINDH</b>							
1	BHP	ZAMZAMA	4219.96	3978.43	3643.89	3574.55	15416.83
		SUB TOTAL	4219.96	3978.43	3643.89	3574.55	15416.83
2	UEPL	ALI	75.21	0.00	44.55	133.00	252.76
3		AASSU	21.04	19.78	18.85	15.17	74.84
4		BHATTI/NAKURJI	20.32	19.71	20.10	20.99	81.12
5		BAQAR DEEP	0.00	0.00	0.00	0.00	0.00
6		BUKHARI DEEP	13.95	30.58	30.76	20.26	95.55
7		BACHAL	2.55	2.67	0.79	0.00	6.01
8		BAKSH DEEP	327.13	257.82	254.07	243.98	1083.00
9		BIJORO	1.10	1.08	0.98	0.77	3.93
10		DABHI SOUTH	14.37	12.15	8.21	8.88	43.61
11		DABHI NORTH	1.19	2.43	1.44	1.08	6.14
12		DHANI	2.98	0.33	0.00	0.00	3.31
13		DUPHRI	13.30	13.31	12.32	11.71	50.64
14		FATEH SHAH NORTH	11.15	9.63	7.74	2.97	31.49
15		GHUNGRO	2.28	2.04	1.91	1.59	7.82
16		GHARO	0.69	0.64	0.66	0.55	2.54
17		GOLARCHI	3.12	16.71	9.96	7.01	36.80
18		HALIPOTA	12.22	16.06	11.81	10.74	50.83
19		HAIDER DEEP	4.45	2.94	3.34	0.00	10.73
20		JABO	6.78	6.89	6.67	7.00	27.34
21		JARAR DEEP	16.38	18.69	20.27	23.82	79.16
22		JHABERI SOUTH	0.18	0.49	0.14	0.00	0.81
23		JOGWANI	12.83	13.99	12.05	12.03	50.90

Contd.

## 3.2 Production of Natural Gas

(MCFT)

S.No.	Company	Field	Jul,15	Aug,15	Sep,15	Oct,15	Cummulative Total from July 2015
24		JAGIR	0.16	0.58	0.86	0.99	2.59
25		JALAL	0.00	0.00	0.00	0.00	0.00
26		KATO	1.14	0.70	1.09	0.95	3.88
27		KAMAL NORTH -1	87.28	78.60	54.79	55.16	275.83
28		KAUSAR	58.73	69.63	57.77	48.02	234.15
29		KHASKHELI	6.20	6.47	6.26	6.47	25.40
30		KHASKHELI DOWN THROW	0.72	0.67	0.68	0.69	2.76
31		KHOREWAH	161.52	146.96	141.55	139.86	589.89
32		KHOREWAH DEEP	7.24	4.83	4.65	5.74	22.46
33		KOLI	11.06	17.70	16.62	5.06	50.44
34		KORAI	734.79	600.78	110.98	458.93	1905.48
35		KORAN NORTH	0.00	0.00	0.00	0.10	0.10
36		KUMBH	0.00	0.00	0.00	157.05	157.05
37		LAGHARI	0.31	0.68	0.44	0.00	1.43
38		LODANO	146.62	98.81	43.52	63.54	352.49
39		LODANO DEEP	10.50	34.27	19.81	29.46	94.04
40		LIARI	0.00	0.00	0.00	0.00	0.00
41		LIARI DEEP	9.44	0.38	0.00	0.00	9.82
42		LIMU	0.00	0.97	0.00	5.64	6.61
43		MAKHDUM PUR	34.16	38.40	32.15	37.07	141.78
44		MAKHDUM PUR DEEP	6.82	6.71	6.21	5.72	25.46
45		MAZARI	5.66	7.34	5.03	5.19	23.22
46		MATLI	1.95	3.26	2.44	0.06	7.71
47		MALAH	0.00	0.00	0.00	0.00	0.00
48		MEWA	0.00	0.00	0.00	0.00	0.00
49		MEYUN ISMAIL DEEP	21.62	22.47	21.70	26.04	91.83
50		MISSRI	2.50	2.24	2.37	2.39	9.50
51		MOHANO	1.05	1.19	1.12	1.12	4.48
52		MUBAN	1.30	1.25	0.94	1.53	5.02
53		MURID	6.14	5.50	4.75	5.17	21.56
54		NAIMAT BASAL	48.31	81.66	126.53	92.20	348.70
55		NAIMAT BASAL 2X	15.13	13.12	10.96	8.01	47.22
56		NAIMAT WEST	1995.64	2717.84	3751.78	3577.36	12042.62
57		NANDO	0.77	3.53	3.68	4.55	12.53
58		NURPUR DEEP	28.56	27.39	25.92	25.56	107.43
59		NORTH AKRI	0.27	0.28	0.21	0.20	0.96
60		PANIRO	0.70	0.77	0.62	1.88	3.97
61		PIARO DEEP	35.22	31.05	25.63	21.94	113.84
62		PIARO DEEP BASAL	15.44	48.10	172.28	143.54	379.36
63		PIR	0.00	0.00	0.00	0.00	0.00
64		QASIM DEEP	102.77	98.63	99.70	103.72	404.82
65		RAHIM NORTH	25.64	10.95	1.42	0.00	38.01
66		RAHIM 1X	70.83	63.32	51.32	45.67	231.14
67		RAHIM 2X	9.84	10.44	10.08	12.32	42.68
68		RAJANI	2784.89	3281.22	2995.10	3684.56	12745.77
69		RAGNI DEEP	19.85	19.93	16.23	16.85	72.86
70		SALEH	95.72	83.17	139.56	149.02	467.47
71		SAKHI DEEP	31.21	32.97	32.54	31.92	128.64
72		SAKHI SOUTH DEEP	1.19	1.17	1.11	1.10	4.57
73		SAMAN	2.04	1.59	2.59	2.11	8.33
74		SALAMAT	991.81	1050.23	922.52	1033.39	3997.95
75		SAJAN	92.08	129.06	112.40	133.69	467.23
76		SONRO	59.17	53.16	77.88	262.29	452.50
77		SOUTH MAZARI	6.38	9.42	6.67	7.08	29.55
78		SOUTH MAZARI DEEP	19.12	19.16	18.42	22.54	79.24

Contd.



## 3.2 Production of Natural Gas

(MCFT)

S.No.	Company	Field	Jul,15	Aug,15	Sep,15	Oct,15	Cummulative Total from July 2015
79		SOHRAB DEEP	2570.83	2637.75	2085.11	2292.33	9586.02
80		SUMAR DEEP	156.39	145.53	112.99	144.69	559.60
81		BUZDAR SOUTH	0.00	0.00	0.00	0.00	0.00
82		BUZDAR SOUTH DEEP	250.15	223.20	204.74	179.38	857.47
83		SHEIKHANO	3.38	4.42	1.64	3.68	13.12
84		SHEIKHANO DEEP	0.39	0.27	0.15	0.23	1.04
85		SUTIARI DEEP	1541.34	1612.32	1649.46	1683.79	6486.91
86		SUHRAT	32.76	42.87	34.61	32.48	142.72
87		TANDO GHULAM ALI	50.87	49.58	48.59	48.84	197.88
88		TANGRI	1.59	2.58	2.51	2.42	9.10
89		TANGRI DEEP	35.62	32.41	43.28	34.50	145.81
90		TAJEDI	0.21	0.14	0.15	0.18	0.68
91		THEBO	104.22	100.94	96.09	72.42	373.67
92		THARO	390.44	354.46	312.32	149.18	1206.40
93		TURK	54.03	54.57	52.56	51.25	212.41
94		TURK DEEP	223.91	207.54	213.35	215.02	859.82
95		UMER	253.51	244.58	241.08	234.61	973.78
96		USMAN	99.62	82.06	72.82	89.56	344.06
97		ZAUR	9.43	7.00	6.71	7.49	30.63
98		ZAUR WEST	0.00	4.58	2.92	1.59	9.09
99		ZAUR DEEP	2.65	1.43	2.43	1.15	7.66
		SUB TOTAL	14114.05	15194.72	14791.01	16209.79	60309.57
100	ENI(PAK)	BHIT	6577.41	6372.22	5977.36	6055.45	24982.44
101		BADHRA	4388.44	4266.28	4024.21	4052.38	16731.31
102		LUNDALI	0	0.00	0.00	0.00	0.00
103		KADANWARI	2511.47	2497.47	2196.06	2325.33	9530.33
		SUB TOTAL	13477.32	13135.97	12197.63	12433.16	51244.08
104	MPCL	KOONJ-1A	34.85	36.05	35.24	35.47	141.61
105		SUJJAL	397.38	395.46	329.55	390.77	1513.16
106		SUJAWAL	169.38	157.73	169.95	167.98	665.04
107		MARI	19380.13	19204.45	18662.86	17849.43	75096.87
		SUB TOTAL	19981.74	19793.69	19197.60	18443.65	77416.68
108	OGDCL	BOBI	264.66	157.52	173.40	175.50	771.08
109		BALUCH	0.00	0.00	0.00	11.10	11.10
110		CHAK 2	55.51	86.65	97.50	121.75	361.41
111		CHAK 7A	6.99	7.13	12.71	17.91	44.74
112		CHAK 63	56.61	148.08	185.45	173.18	563.32
113		CHAK 63 SOUTH EAST	34.95	62.37	81.64	68.75	247.71
114		CHAK 66NE	13.72	5.94	0.00	0.00	19.66
115		HAKEEM DAHO	392.27	474.70	429.65	312.05	1608.67
116		DACHRAPUR	286.09	284.67	274.28	282.09	1127.13
117		JAKHRO	175.58	233.75	221.73	163.70	794.76
118		NUR BAGHLA	141.28	134.28	124.20	119.28	519.04
119		NOORAI JAGIR	0.00	0.00	18.35	42.01	60.36
120		NIM	44.67	43.73	41.67	42.65	172.72
121		KUNNAR	567.15	560.85	377.55	399.75	1905.30
122		KUNNAR PASAKHI DEEP	3251.56	3517.67	2793.32	3469.61	13032.16
123		SARI HUNDI	51.85	49.62	50.94	52.50	204.91
124		PAKHRO	0.00	0.00	0.00	0.00	0.00
125		QADIRPUR	11840.73	11047.91	11445.88	11702.44	46036.96
126		PASAKHI	20.62	20.62	19.95	20.62	81.81
127		MARU-RETI	459.68	459.55	445.59	415.14	1779.96
		SUB TOTAL	17663.92	17295.04	16793.81	17590.03	69342.80

Contd.

## 3.2 Production of Natural Gas

(MCFT)

S.No.	Company	Field	Jul,15	Aug,15	Sep,15	Oct,15	Cummulative Total from July 2015
128	OMV	MIANO	2805.00	3070.00	2697.00	2789.00	11361.00
129		LATIF	2599.00	3396.00	3182.00	3234.00	12411.00
130		SAWAN	2843.00	2827.00	2651.00	2671.00	10992.00
131		TAJJAL	177.00	178.00	175.00	160.00	690.00
		SUB TOTAL	8424.00	9471.00	8705.00	8854.00	35454.00
132	PPL	CHACHAR	106.00	93.86	99.72	105.00	404.58
133		ADAM	537.00	433.43	547.29	528.00	2045.72
134		ADAM WEST	0.00	0.00	0.00	0.00	0.00
135		KANDHKOT	5803.00	5555.00	5377.71	5597.00	22332.71
136		KINZA	74.00	70.38	30.45	0.00	174.83
137		SHAHDAD			139.36	226.00	365.36
138		MAZRANI	137.00	116.77	128.00	131.00	512.77
		SUB TOTAL	6657.00	6269.44	6322.53	6587.00	25835.97
139	PEL	BADAR	370.61	376.37	358.35	369.42	1474.75
140		BLOCK-22	241.35	251.75	236.43	266.68	996.21
		SUB TOTAL	611.96	628.12	594.78	636.10	2470.96
141	HYCARBEX	HASEEB	0.00	0.00	0.00	0.00	0.00
		SUB TOTAL	0.00	0.00	0.00	0.00	0.00
142	POGC	REHMAN	287.75	173.27	289.09	285.72	1035.83
		SUB TOTAL	287.75	173.27	289.09	285.72	1035.83
143	OMV MAURICE	SAQIB	0.00	0.00	0.00	0.00	0.00
144		MEHAR	741.99	628.63	560.46	570.55	2501.63
		SUB TOTAL	741.99	628.63	560.46	570.55	2501.63
		TOTAL	86179.69	86568.31	83095.80	85184.55	341028.35
	K.P.K						
1	OGDCL	CHANDA	95.74	91.27	111.20	91.57	389.78
2		NASHPA	2579.36	2428.11	2576.93	2658.68	10243.08
3		MELA	327.39	320.36	296.26	311.88	1255.89
		SUB TOTAL	3002.49	2839.74	2984.39	3062.13	11888.75
4	MOL	MAKORI	27.90	23.11	27.00	31.89	109.90
5		MAKORI EAST	2254.21	1390.29	1968.48	2396.25	8009.23
6		MAMIKHEL	973.80	971.44	949.00	1002.16	3896.40
7		MANZALAI	1951.11	1778.91	1523.77	1492.55	6746.34
8		MARAMZAI	3050.07	3717.23	3898.00	4014.69	14679.99
		SUB TOTAL	8257.09	7880.98	8366.25	8937.54	33441.86
		TOTAL	11259.58	10720.72	11350.64	11999.67	45330.61
	BALUCHISTAN						
1	OGDCL	LOTI	568.89	550.63	563.92	684.95	2368.39
2		PIRKOH	410.35	400.28	388.30	391.02	1589.95
3		UCH	12377.80	12699.30	11666.20	8914.60	45657.90
		SUB TOTAL	13357.04	13650.21	12618.42	9990.57	49616.24
4	MPCL	ZARGHUM SOUTH	437.14	420.94	379.94	408.57	1646.59
		SUB TOTAL	437.14	420.94	379.94	408.57	1646.59
5	PPL	SUI	13328.00	13437.48	12839.10	13350.00	52954.58
		SUB TOTAL	13328.00	13437.48	12839.10	13350.00	52954.58
		TOTAL	27122.18	27508.63	25837.46	23749.14	104217.41
		GRAND TOTAL	129017.48	129332.24	124674.92	124743.00	507767.64

### 3.3 Company wise Production of Crude Oil and Natural Gas for the month of October, 2015

Name of Company	Crude Oil (US Barrel)	Number of Oil Fields	% Share in Total Production	Natural Gas (MCFt)	Number of Gas Fields	% Share in Total Production
OGDCL	1263113	40	46.4	31764.22	35	25.5
PPL	186468	6	6.8	21326	7	17.1
MPCL	73745	6	2.7	18884.57	6	15.1
UEPL	398715	65	14.6	16209.79	84	13.0
OMV	3458	2	0.1	8854.00	4	7.1
BHP	16678	1	0.6	3574.55	1	2.9
Eni(Pak)	11305	3	0.4	12433.16	3	10.0
OMV Maurice	38257	1	1.4	570.55	1	0.5
OPL	43077	2	1.6	489.84	2	0.4
POL	42955	8	1.6	376.39	6	0.3
Dewan	2461	1	0.1	400.57	1	0.3
MOL	644199	5	23.6	8937.54	5	7.2
Hycarbex	-	-	-	-	1	0.0
POGC	-	-	-	285.72	1	0.2
PEL	-	-	-	636.1	2	0.5
<b>Total</b>	<b>2724431</b>	<b>140</b>	<b>100</b>	<b>124743</b>	<b>159</b>	<b>100</b>

### 3.4 Province wise Production of Crude Oil and Natural Gas for the month of October, 2015

Province	Crude Oil (US Barrel)	Number of Oil Fields	% Share in Total Production	Natural Gas (MCFt)	Number of Gas Fields	% Share in Total Production
Punjab	436969.0	25.0	16.0	3809.6	22.0	3.1
Sindh	927308.0	104.0	34.0	85184.6	124.0	68.3
KPK	1357735.0	8.0	49.8	11999.7	8.0	9.6
Balochistan	2419.0	3.0	0.1	23749.1	5.0	19.0
<b>Total</b>	<b>2724431.0</b>	<b>140.0</b>	<b>100.0</b>	<b>124743.0</b>	<b>159.0</b>	<b>100.0</b>

Source: Directorate General of Petroleum concession  
M/O Petroleum & Natural Resources Islamabad.

### 3.5 Company wise Production of Crude Oil and Natural Gas for the month of October, 2015

Year / Month		Crude Oil (000 Barrels)	Natural Gas (MCFT)	Total ( Elec. Gen. Mn.Kwh)	Hydel	Thermal	Nuclear
2010-11		24041	1471590	86873	31781	52376	2716
2011-12		24573	1558960	67272	28431	53571	5270
2012-13		27841	1505839	86190	29687	51950	4553
2013-14		31585	149368	101524	31698	64924	4902
2014-15		34490	1465758	100318*	32286	62415*	5617
2014	Oct	2929	118396	8730	3187	5241	302
	Nov	2971	121618	7142	2882	3761	499
	Dec	3017	125043	6823	1894	4484	445
2015	Jan	2952	125583	5969	804	4762	403
	Feb	2674	109684	6229	1935	3815	479
	Mar	2945	123283	6765	1336	4895	534
	Apr	2839	119037	7242	1457	5277	508
	May	2799	125035	9680	3347	5799	534
	Jun	2682	122819	10345	3937	5920	488
	Jul	2730	129017	10481*	4497	5476	508
	Aug	2561	129332	9991*	4353	5381	257
	Sep	2602	124675	9374*	4112	5039	223
	Oct	2724	124743	7535*	2467	4820	248

\*= Provisional

Source i) Directorate General of Petroleum concession  
M/O Petroleum & Natural Resources Islamabad  
ii) Electricity Generating Establishments

## 3.6 Mineral Production

(Thousand Tonnes)

Year / Month	Marble	Arg Clay	Silica Sand	Gypsum	Lime Stone	Ordinary Stone(MT)	Rock Salt	Coal	Copper (MT)	Copper Blister (MT)	
2010-11	1133	4484	301	885	32021	6685	1954	3292	-	15672	
2011-12	1751	4562	270	1260	35016	6540	2136	3179	-	17931	
2012-13	2360	4513	356	1250	38932	4890	2160	2813	-	12285	
2013-14	2591	4935	268	1322	36463	2895	2220	3311	500	6538	
2014-15	2597 r	5097	269	1417	39758 r	2155	2136	3402	149	4376	
2014	Oct	181	487	15	103	3302	260	144	203	-	-
	Nov	255	536	21	113	3546	205	196	326	-	-
	Dec	205	326	28	112	3198	160	214	353	-	-
2015	Jan	120	283	27	105	3172	150	208	323	52	-
	Feb	111	330	39	118	3157	160	139	295	-	-
	Mar	295	633	27	86	3479	150	119	296	-	-
	Apr	314	507	20	117	3793	150	151	301	-	-
	May	284	564	24	148	3734	200	202	306	-	-
	Jun	209	425	28	118	3452	-	224	244	-	-
	Jul	190	300	20 r	156 r	4201 r	250	307 r	203 r	-	2343
	Aug	318	449	35 r	137 r	3188 r	300	309 r	230 r	-	2389
	Sep	264	481	32 r	177 r	3831 r	80	304 r	264 r	-	9049
	Oct	262	442	37	155	4001	0	278	263	-	0

\* = Provisional  
r = Revised

Source: Provincial Directorates of Mines & Minerals Punjab, Sindh, KPK, Balochistan & FATA.

## 3.6 Mineral Production

(Tonnes)

Year / Month	Iron ore	Bauxite	Barytes	Bentonite	Celestite	China Clay	Chalk	Chromite	Dolomite	Laterite	
2010-11	329100	9033	31836	30840	607	16055	1100	148034	240111	298994	
2011-12	384893	30223	48510	16520	170	21555	2749	179203	198392	293625	
2012-13	408604	25288	118471	26077	550	22917	810	136443	335819	328067	
2013-14	192749	31156	132433	40650	436	16191	1005	83447	592918	380166	
2014-15	328702	24689	118568	22703	1694	18956	515	98939	223117	392347	
2014	Oct	24070	4671	11636	3523	-	660	100	5528	13128	24774
	Nov	28090	3367	800	1615	-	2590	109	6339	38426	24467
	Dec	22057	1060	22583	1585	-	973	106	3481	26521	36880
2015	Jan	37690	2603	28134	1437	-	2348	-	10768	6882	26340
	Feb	32358	1930	9784	1286	-	3088	-	6585	7289	27368
	Mar	26611	2605	3840	1753	-	773	-	8969	7660	30460
	Apr	22979	2362	3765	1799	-	1518	-	9377	8215	38430
	May	18785	1826	3456	1132	-	2435	-	10987	10570	41134
	Jun	16851	1787	2940	513	-	2025	0	7993	8218	30837
	Jul	25846 r	2350 r	1603	2577 r	280	720 r	40	4783	30152 r	27843 r
	Aug	17416 r	3019 r	3665	2461 r	56	3383 r	60	5067	27729 r	66634 r
	Sep	25757 r	1076 r	779	2903 r	70	2077 r	0	6086	23641 r	49643 r
	Oct	141766	1225	333	13862	42	1054	0	7107	37895	61156

\*= Provisional  
r= Revised

Source: Provincial Directorates of Mines & Minerals Punjab,  
Sindh, KPK, Balochistan & FATA.

## 3.6 Mineral Production

Year / Month	Feldspar	Fire Clay	Flourite	Fullers Earth	Magnesite	Magnese	Ocher	Ord Sand/Bajri Sand	Soap Stone	Sulphur	
2010-11	23254	274042	3156	4180	4908	785	36078	-	47561	27645	
2011-12	53235	408187	6859	6906	5444	345	42107	-	55515	25560	
2012-13	38218	454645	13344	4259	6705	290	37769	2141	93214	20610	
2013-14	81858	458037	7500	6397	3770	3945	32634	3500	72234	35672	
2014-15	38568	405565	5915 r	8005 r	4431	4790	33909	2490	101039	19730	
2014	Oct	6092	29342	443	311	1024	320	3424	-	4974	81
	Nov	4199	36603	742	491	1059	380	2843	1745	9819	251
	Dec	1692	31665	545	675	160	950	2482	745	8091	2137
2015	Jan	3254	30851	805	767	240	680	2938	-	6899	2265
	Feb	2500	33344	652	821	256	300	5985	-	8592	2157
	Mar	1159	27704	98	897	320	200	3143	-	3917	2356
	Apr	2680	41274	275	968	272	320	5173	-	12140	2200
	May	2492	42765	234	857	96	340	3891	-	12158	148
	Jun	5270	40267	174	808	304	120	1189	-	7413	269
	Jul	12552	46039 r	150	253	-	64	1906 r	0	9682	1071
	Aug	22459	53471 r	290	523 r	-	112	3002 r	0	8563	840
	Sep	19833	40893 r	895	2171 r	368	-	4285 r	0	9413	1100
	Oct	16955	37189	1442	498	288	-	10260	0	9659	327

\* = Provisional

Source: Provincial Directorates of Mines &amp; Minerals Punjab, Sindh, KPK, Balochistan &amp; FATA.

## 4. HEALTH

### 4.1(a) Monthly Immunization Coverage Number of doses administered ( 0-11 months )children during 2015

Month(s)	BCG	OPV-0	OPV-1	OPV-2	OPV-3
Jan	492,088	399,360	497,739	462,067	450,975
Feb	310,388	351,434	482,887	448,436	438,317
Mar	494,778	397,446	492,141	463,689	448,364
Apr	517,809	383,349	500,987	481,867	472,835
May	478,750	367,367	467,061	463,536	463,257
Jun	470,756	378,665	446,123	433,321	441,343
Jul	440,796	373,860	417,095	398,680	400,440
Aug	554,923	459,807	505,364	437,201	432,102
Sep	484,016	405,933	452,041	414,900	388,119
Oct	514,203	427,233	507,028	459,639	432,885
Nov					
Dec					
<b>Total</b>	<b>4758507</b>	<b>3944454</b>	<b>4768466</b>	<b>4463336</b>	<b>4368637</b>

---

 Contd.



**4.1(a) Monthly Immunization Coverage**  
**Number of doses administered ( 0-11 months )children during 2015**

Month(s)	Pentava- lent-1	Pentava- lent-2	Pentava- lent-3	Pneumo-1	Pneumo-2	Pneumo-3	Measles-1
Jan	496,658	461,981	450,849	483,497	450,312	439,866	403,269
Feb	482,851	448,352	437,700	473,429	439,296	429,179	316,723
Mar	491,239	463,038	448,222	482,756	457,041	444,869	448,543
Apr	501,055	481,805	472,995	491,429	564,851	466,485	469,804
May	467,037	458,121	463,135	458,300	456,213	455,728	472,514
Jun	445,159	433,285	441,350	439,487	423,929	432,900	456,675
Jul	417,313	398,894	400,758	411,732	392,864	392,641	409,895
Aug	505,283	437,223	432,159	497,621	429,526	420,985	480,547
Sep	427,293	391,010	363,250	451,079	413,839	386,591	416,396
Oct	506,391	458,383	432,483	499,367	449,205	423,214	455,058
Nov							
Dec							
<b>Total</b>	<b>4740279</b>	<b>4432092</b>	<b>4342901</b>	<b>4688697</b>	<b>4477076</b>	<b>4292458</b>	<b>4329424</b>

Source : National Institute of Health, Islamabad.

**4.1(b) Monthly Immunization Coverage**  
**Number of doses administered (12-23 Months ) children during 2015**

Month	BCG	OPV-1	OPV-2	OPV-3	Pentava- lent-1	Pentava- lent-2	Pentava- lent-3	Pneumo-1	Pneumo-2	Pneumo- 3	Measles- 2
Jan	1,152	933	824	709	1,786	790	673	345	265	234	340,590
Feb	578	1,726	999	833	1,726	999	833	263	172	195	253,539
Mar	2,212	1,148	899	872	1,146	899	785	54	49	33	388,593
Apr	3,097	1,176	899	783	1,176	899	783	1171	887	764	379,337
May	1,554	566	477	497	566	477	450	214	28	42	377,890
Jun	530	373	404	248	1,360	396	256	33	32	24	350,108
Jul	718	277	335	318	277	335	318	15	10	3	322,752
Aug	1,238	2,476	2,040	2,871	2,476	2,040	1,970	42	24	48	362,779
Sep	920	1,423	1,478	1,387	839	901	824	4	5	8	321,453
Oct	1,498	1,860	176	119	1,860	176	119				360,282
Nov											
Dec											
<b>Total</b>	<b>13,497</b>	<b>11,958</b>	<b>8,531</b>	<b>8,637</b>	<b>13,212</b>	<b>7,912</b>	<b>7,011</b>	<b>2,141</b>	<b>1,472</b>	<b>1,351</b>	<b>3,457,323</b>

BCG = Bacillus of Chalmette and Guerin  
 OPV = Oral Polio Vaccine

Source : National Institute of Health, Islamabad.

**4.1( c ) Monthly Immunization Coverage**  
**Number of TT doses administered to women during 2015**

MONTH	Pregnant Women					Childbearing age women				
	TT1	TT2	TT3	TT4	TT5	TT1	TT2	TT3	TT4	TT5
Jan	348,520	248,486	25,180	6,731	3,945	26,610	20,013	13,693	4,122	2,028
Feb	350,683	275,745	27,661	7,704	4,601	31,755	21,598	13,373	4,218	2,038
Mar	376,362	307,591	28,381	7,924	5,444	31,565	22,615	12,969	4,213	2,150
Apr	420,407	333,154	38,518	10,385	6,053	39,674	24,282	13,419	5,072	2,797
May	409,715	340,916	37,132	10,240	5,287	56,908	38,891	27,053	7,369	2,787
Jun	385,903	329,698	32,296	9,277	5,016	61,713	46,771	12,926	4,597	2,657
Jul	350,183	308,286	27,841	8,342	4,336	56,523	40,956	9,865	3,208	1,888
Aug	421,583	265,918	30,376	7,883	4,470	32,168	21,075	13,725	4,642	2,621
Sep	354,372	317,201	28,438	7,689	4,515	22,379	18,206	10,756	3,499	1,952
Oct	381,216	328,025	29,056	7,548	4,233	81,104	57,324	30,298	7,513	4,028
Nov										
Dec										
<b>Total</b>	<b>3,798,944</b>	<b>3,055,020</b>	<b>304,879</b>	<b>83,723</b>	<b>47,900</b>	<b>440,399</b>	<b>311,731</b>	<b>158,077</b>	<b>48,453</b>	<b>24,946</b>

TT = Tetanus Toxioid

Source : National Institute of Health, Islamabad.

## 4.2 Monthly Report on HIV Treatment Centres July, 2015

S. No	Centre Name	Male		Female		Children		Transgender		Total	Total on ART
		Total	On ART	Total	On ART	Total	On ART	Total	On ART		
<b>Federal</b>											
1	PIMS, Islamabad	1780	803	334	182	35	16	5	4	2154	1005
<b>Punjab</b>											
2	Mayo Hospital, Lahore	469	207	60	38	6	1	15	3	550	249
3	Services Hospital, Lahore	269	175	95	73	32	8	1	1	397	257
4	Peaditric Unit, Services Hospital, Lahore	0	0	0	0	219	130	0	0	219	130
5	Shaukat Khanum Hospital, Lahore	232	216	167	145	16	1	0	0	415	362
6	Jinnah Hospital, Lahore	889	471	234	146	0	0	37	20	1160	637
7	DHQ Hospital, Sargodha	412	85	45	16	8	1	0	0	465	102
8	DHQ Hospital, D.G Khan	1007	710	254	177	28	7	4	3	1293	897
9	Allied Hospital, Faisalabad	673	486	54	43	0	0	0	0	727	529
10	Aziz Bhatti Hospital, Gujrat	519	341	263	198	0	0	0	0	782	539
<b>Sindh</b>											
11	Civil Hospital, Karachi	2800	1051	254	167	27	0	44	16	3125	1234
12	Peaditric Unit, Civil Hospital, Karachi	0	0	0	0	53	26	0	0	53	26
13	Indus Hospital, Karachi	342	179	82	44	0	0	0	0	424	223
14	Aga Khan Hospital, Karachi	0	0	0	0	35	27	0	0	35	27
15	Chandka Medical College Hospital, Larkana	746	407	157	98	16	4	0	0	919	509
<b>Khyber Pakhtunkhwa</b>											
16	Hayatabad Medical Complex, Peshawar	1324	966	429	323	76	37	0	0	1829	1326
17	KDA Hospital, Kohat	179	103	88	66	15	10	0	0	282	199
<b>Balochistan</b>											
18	Bolan Medical Complex, Quetta	251	140	46	34	18	9	0	0	315	183
<b>Total</b>		11892	6360	2562	1750	584	277	106	47	15144	8434

Source:- National Aids Control Programme, NIH, Islamabad.

## 4.3(a) Register Veterinary Medical Practitioner With PVMC- 2015

RVMP Registration for the year of 2015	Male	Female	D.V.M	M.Sc	M.Phil	Ph.D	Total
Jan	185	17	202	Nil	Nil	Nil	202
Feb	311	6	317	Nil	Nil	Nil	317
Mar	59	5	64	Nil	Nil	Nil	64
Apr	101	5	106	Nil	Nil	Nil	106
May	72	6	77	1	Nil	Nil	78
Jun	34	3	35	Nil	Nil	2	37
Jul	96	12	106	2	Nil	Nil	108
Aug	91	10	101	Nil	Nil	Nil	101
Sep	24	5	29	Nil	Nil	Nil	29
Oct	15	1	16	Nil	Nil	Nil	16
Nov							
Dec							
<b>Total</b>	<b>973</b>	<b>69</b>	<b>1037</b>	<b>3</b>	<b>Nil</b>	<b>2</b>	<b>1042</b>

Total RVMP Registered since 1<sup>st</sup> January 2015 to 31<sup>st</sup> December 2015=1311  
Total RVMP Registered since 30<sup>th</sup> May 2000 to 31<sup>st</sup> December 2015= 10122

Source:- Pakistan Veterinary Medical Council, Islamabad.

## 4.3(b) Registered Animal Husbandry Graduate With PVMC- 2015

RVMP Registration for the year of 2015	Male	Female	B.Sc. (Hons) A.H	M.Sc.	Ph.D	Total
Jan	Nil	Nil	Nil	Nil	Nil	Nil
Feb	2	Nil	1	1	Nil	2
Mar	Nil	Nil	Nil	Nil	Nil	Nil
Apr	2	Nil	1	1	Nil	2
May	Nil	Nil	Nil	Nil	Nil	Nil
Jun	1	Nil	1	Nil	Nil	1
Jul	Nil	Nil	Nil	Nil	Nil	Nil
Aug	1	Nil	1	Nil	Nil	1
Sep	Nil	Nil	Nil	Nil	Nil	Nil
Oct	4	Nil	2	2	Nil	4
Nov						
Dec						
<b>Total</b>	<b>6</b>	<b>Nil</b>	<b>4</b>	<b>2</b>	<b>Nil</b>	<b>6</b>

Total RAHG Registered since 1<sup>st</sup> January 2015 to 31<sup>st</sup> December 2015=11  
 Total RAHG Registered since 30<sup>th</sup> May 2000 31<sup>st</sup> December 2015= 486

Source:- Pakistan Veterinary Medical Council, Islamabad.

#### 4.4 Tuberculosis Report (FTI) (Oct- Dec, 2015)

Provinces/Regions	TB Cases NSS+	CDR SS+**	TB All Types			CDR Total	% Treatment Success Rate* (TSR)
			Male	Female	Total		
Punjab	19753	81	23574	23033	46607	70	NA
Sindh	6109	56	6859	6622	13481	46	NA
K.P.K	3229	52	4773	4960	9733	58	NA
Balochistan	868	36	954	1186	2140	33	NA
F.A.T.A	274	25	453	404	857	29	NA
Gilgit Baltistan	32	10	135	201	336	40	NA
AJK	410	38	600	608	1208	41	NA
ICT	96	34	176	189	365	47	NA
<b>Pakistan</b>	<b>30771</b>	<b>66</b>	<b>37524</b>	<b>37203</b>	<b>74727</b>	<b>59</b>	<b>NA</b>

CDR : Case Deduction Rate  
SS+ Sputum Smear Positive

\* Available One Year Lag

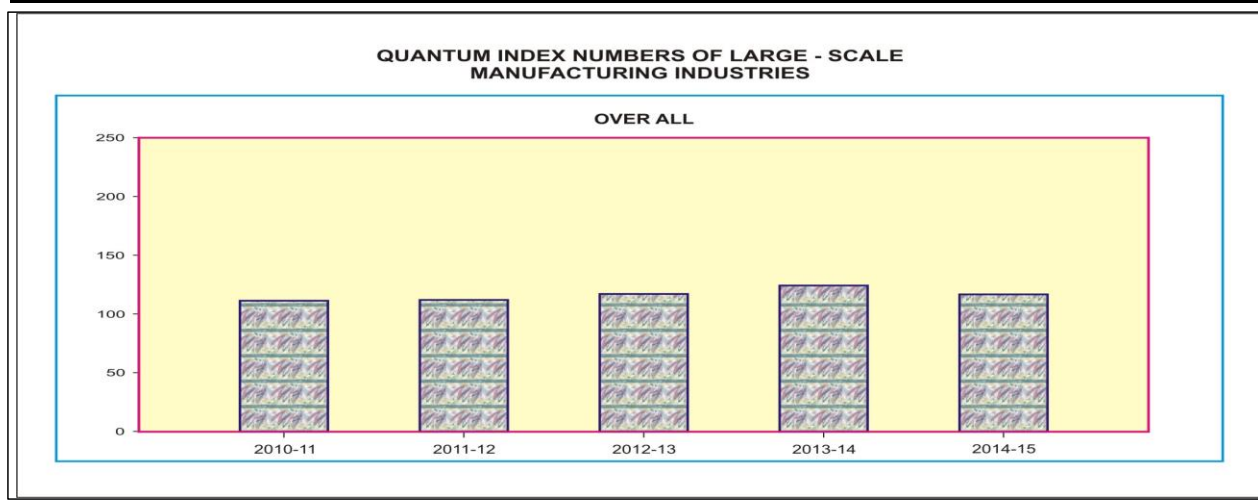
\*\* Based on revised WHO estimates.

Source: National TB Control Programme NIH, Islamabad.

## 5. MANUFACTURING

### 5.1 Quantum Index Numbers of Large-Scale Manufacturing Industries

Year/month	Manufacturing (Over all)	Selected Items						
		Vegetable Ghee	Tea Blended	Cigarettes	Cotton Yarn	Cotton Cloth	Jute Goods	Paper & Board
(2005-06=100)								
2010-11	111.14	94.81	103.43	101.97	115.43	112.89	89.16	95.79
2011-12	112.44	95.76	118.91	96.60	116.03	113.23	90.03	116.64
2012-13	117.35	98.88	141.83	105.05	120.16	113.86	98.39	135.35
2013-14	123.68	102.52	160.93	100.54	130.52	114.64	97.34	150.82
2014-15	117.04	102.38	184.39	97.71	131.94	114.73	90.32	145.25
2014 Oct	114.92	100.03	184.28	85.26	130.82	114.18	83.25	156.85
Nov	115.48	105.00	198.74	83.56	130.78	114.32	90.43	153.80
Dec	137.32	102.91	212.06	92.69	131.74	114.51	96.70	108.70
2015 Jan	142.42	98.48	214.91	119.84	131.46	115.05	99.84	95.08
Feb	141.61	98.71	196.11	111.04	131.53	114.25	95.59	111.81
Mar	145.28	99.51	200.92	126.72	132.47	114.98	97.41	122.90
Apr	133.93	102.74	149.83	138.60	132.71	115.05	94.87	144.23
May	127.22	105.70	163.04	127.58	132.97	115.25	86.37	137.11
Jun	122.60	109.36	161.49	30.87	133.06	114.98	79.67	141.28
Jul	115.77	105.14	185.89	61.44	133.73	115.55	60.46	82.26
Aug	123.65	108.31	207.58	100.75	133.58	115.51	81.67	86.86
Sep	122.50	101.73	205.68	83.35	133.92	115.38	67.23	148.25
Oct	123.61	100.85	210.02	75.23	134.15	115.44	70.53	135.09





### 5.1 Quantum Index Numbers of Large-Scale Manufacturing Industries

Year/month	Selected Items				
	Cement	Auto Mobile	Fertilizers		
			Nit Fertilizer	Phos Fertilizer	Total
(2005-2006=100)					
2010-11	154.69	103.80	126.93	93.26	96.29
2011-12	159.22	107.31	121.21	93.91	96.37
2012-13	167.29	93.54	133.94	88.40	92.49
2013-14	169.24	91.15	137.52	104.81	107.75
2014-15	173.37	112.59	150.60	108.91	112.61
2014 Oct	167.16	100.11	111.65	158.41	115.86
Nov	182.81	100.39	111.26	151.26	114.86
Dec	183.06	95.47	108.88	163.94	113.83
2015 Jan	168.97	113.89	106.65	80.65	104.31
Feb	168.20	108.33	94.26	106.71	95.38
Mar	173.76	136.06	109.29	159.16	113.78
Apr	189.66	138.45	111.63	165.89	116.51
May	187.91	136.57	108.77	183.03	115.45
Jun	186.49	129.48	121.11	178.15	126.24
Jul	136.91	115.21	128.20	173.22	132.25
Aug	175.63	138.44	125.11	178.74	129.94
Sep	183.58	129.00	120.87	169.45	125.24
Oct	173.43	133.17	133.38	179.99	137.57

Contd.

## 5.2 Production of Manufacturing Items

Year/month	Vegetable Ghee (i)		Sugar (i)		Tea Blended (ii)	
	No. of reporting factories	Production (Tonnes)	No. of reporting factories	Production (Tonnes)	No. of reporting factories	Production (Tonnes)
<b>(2005-06=100)</b>						
2010-11	87	1091810	78	4168721	5	65782
2011-12	87	1102861	78	4634093	5	75628
2012-13	87	1138754	78	5073501	5	90201
2013-14	87	1185215	78	5582353	5	101758
2014-15	87	1178998	78	5149776	5	117270
2014 Oct	87	96000	78	0	5	9767
Nov	87	100770	78	11620	5	10533
Dec	87	98761	78	1066293	5	11239
2015 Jan	87	94510	78	1330881	5	11390
Feb	87	94729	78	1329408	5	10394
Mar	87	95498	78	1074206	5	10649
Apr	87	98599	78	312672	5	7941
May	87	101438	78	24696	5	8641
Jun	87	104948	78	0	5	8559
Jul	87	99149	78	0	5	9798
Aug	87	98306	78	0	5	10463
Sep	87	97632	78	0	5	10901
Oct	87	96785				11131

---

 Contd.

## 5.2 Production of Manufacturing Items

Year/month	Beverages (iii) *		Cigarettes (ii)	
	No. of reporting factories	Production (000 litres)	No.of reporting factories	Production (Million Nos.)
2010-11	...	1491978	14	65403
2011-12	...	1813294	14	61954
2012-13	...	2078683	14	67377
2013-14	...	2551646	14	64482
2014-15		2955748	14	62667
2014 Oct	...	255820	14	4557
Nov	...	200777	14	4466
Dec	...	163474	14	4954
2015 Jan	...	159905	14	6405
Feb		204038	14	5935
Mar		228860	14	6773
Apr		298195	14	7408
May		317731	14	6819
Jun		297302	14	1650
Jul		338848	14	3284
Aug		289213	14	5385
Sep		272899	14	4455
Oct		286719	14	4021

\* In the new base 2005-06 Beverages has been replaced by soft drinks, juices, syrups and squashes and liquors.

(ii) Provincial Bureaus of Statistics.  
(iii) Central Board of Revenue.

## 5.2 Production of Manufacturing Items

Year/ month	No. of reporting factories	Cotton Textiles (Mills sector)													
		Capacity installed			Capacity worked				Spindle hours worked (Mn. No.)	Looms hours worked (Mn.No.)	Rotors hours worked (Mn.No.)	Consumption of Raw Cotton (Tonnes)	Total Yarn Production (Tonnes)	Surplus Yarn (Tonnes)	Total Production of Cloth(000) (Sq.m)
		No. of Spindles (000)	No. of Looms (000)	No. of Rotors (000)	No. of Spindles (000)	No. of Looms (000)	No. of Rotors (000)								
2007-08	427	11834	8	203	9960	4	124	76400	21	512	3159170	2809383	2700283	1016390	
2008-09	369	10514	9	153	9406	4	71	75408	24	485	2638235	2274347	2327217	1019183	
2009-10	439	11392	7	195	10632	5	140	6221	2	40	3372364	2880970	2768071	1004587	
2010-11	433	11421	7	195	10757	5	143	6903	2	40	3405727	2956972	1006567	1029672	
2011-12	--	10994	7	161	9885	--	100	--	--	--	--	--	--	--	
2012 Jan	373	10994	7	161	9963	5	103	6498	2	40	231500	201000	82283	85250	
Feb	373	10994	7	161	9925	5	103	6300	2	40	230575	200500	88197	85000	
Mar	373	10994	7	161	9887	5	103	6382	2	40	231380	201200	88304	85350	
Apr	373	10994	7	161	9906	5	104	6400	2	41	228850	199000	89483	85050	
May	373	10994	7	161	9806	5	104	6491	2	41	222080	198000	89766	84500	
Jun	373	10994	7	161	9893	5	103	6401	2	40	223070	198200	88626	84200	
Jul	373	10994	7	161	9906	5	104	6301	2	42	236841	217900	82358	85520	
Aug	373	10994	7	161	9893	5	104	6398	2	41	236640	218263	81553	85500	
Sep	373	10994	7	161	9809	5	104	6400	2	40	238548	156904	81600	85600	
Oct	373	10994	7	161	9893	5	109	6491	2	41	238290	219111	85590	85750	
Nov	373	10994	7	161	9886	5	111	6401	2	40	237899	218935	83431	85500	
Dec	373	10995	8	171	9892	5	120	6491	2	41	238456	219669	82792	85458	

Contd.

## 5.2 Production of Manufacturing Items

Year / month	Cotton Cloth (Mills Sector) (Thousand square metres)															Grand Total
	Fine					Medium					Coarse					
	Grey	Blea- ched	Dyed & Printed	Blen-ded	Total	Grey	Blea- ched	Dyed & Printed	Blended	Total	Grey	Blea- ched	Dyed & Printed	Blended	Total	
2007-08	318397	17800	80925	41347	458469	97785	38207	212153	6803	354948	130590	18053	47859	6588	193090	1006507
2008-09	323350	20706	80446	42402	466904	101250	38695	204411	6839	351195	130882	17981	45775	6946	201584	1019683
2009-10	323595	31995	61290	44402	451282	101895	39541	204656	7839	353931	131728	18826	46620	7200	204374	1009587
2010-11	324931	23331	62626	45202	491745	103231	40877	205992	8239	351655	133064	20162	47956	7228	186272	1029672
2011-12	28205	2966	6454	4228	431006	9729	3341	14382	580	343794	19832	822	7292	686	183902	1018702
2012 Jan	--	--	--	--	40810	--	--	--	--	28843	--	--	--	--	15597	85250
Feb	--	--	--	--	40710	--	--	--	--	28768	--	--	--	--	15522	85000
Mar	--	--	--	--	10860	--	--	--	--	28868	--	--	--	--	15622	85350
Apr	--	--	--	--	40760	--	--	--	--	28768	--	--	--	--	15522	85050
May	--	--	--	--	40510	--	--	--	--	28618	--	--	--	--	15372	84500
Jun	28205	2966	6454	4228	41853	9729	3341	14382	580	28032	9916	411	3646	343	14316	84201
Jul	--	--	--	--	40920	--	--	--	--	28923	--	--	--	--	15677	85520
Aug	--	--	--	--	40710	--	--	--	--	28768	--	--	--	--	15522	85000
Sep	--	--	--	--	40895	--	--	--	--	29475	--	--	--	--	12530	85600
Oct	--	--	--	--	40926	--	--	--	--	28985	--	--	--	--	15839	85750
Nov	--	--	--	--	40910	--	--	--	--	28918	--	--	--	--	15672	85500
Dec	--	--	--	--	43110	--	--	--	--	28032	--	--	--	--	14316	85458

Source: Textile Commissioner's Organization.

Contd.

## 5.2 Production of Manufacturing Items

Year / month	No. of reporting factories	Jute Textiles								
		Capacity installed		Capacity worked		Production (Tonnes)				Raw Jute consumed (Bales)
		No. of Spindles	No. of Looms	No. of Spindles	No. of Looms	Total	Hessian	Sacking	Others	
(2005-2006=100)										
2010-11	10	30676	1851	25327	1044	93174	18218	62630	12326	571874
2011-12	...	...	...	...	...	94087	15960	67138	10989	...
2012-13	...	...	...	...	...	102820	12748	77188	12884	...
2013-14	...	...	...	...	...	101722	15142	71339	15241	...
2014-15						94392	13126	64840	16426	
2014 Oct	10	36392	1755	23476	1021	7250	871	4697	1682	...
Nov	10	36392	1755	23476	1021	7875	1111	5259	1505	...
Dec	10	36392	1755	23476	1021	8421	1337	5689	1395	...
2015 Jan	10	36392	1755	23476	1021	8695	1314	5848	1533	...
Feb	10	36392	1755	23476	1021	8325	1206	5855	1264	...
Mar	10	36392	1755	23476	1021	8483	1210	5789	1484	...
Apr	10	36392	1755	23476	1021	8262	943	5907	1412	...
May	10	36392	1755	23476	1021	7522	890	5432	1200	...
Jun	10	36392	1755	23476	1021	6938	1189	4662	1087	...
Jul	10	36392	1755	23476	1021	5265	1051	3356	858	...
Aug	10	36392	1755	23476	1021	7112	1408	4509	1195	...
Sep	10	36392	1755	23476	1021	5855	1073	3713	1069	...
Oct	10	36392	1755	23476	1021	6142	1285	3331	1526	...

Contd.

## 5.2 Production of Manufacturing Items

Year/month	Paper		Paper Board	
	No. of reporting factories	Production (Tonnes)	No. of reporting factories	Production (Tonnes)
2010-11	19	228675	26	206065
2011-12	19	246342	26	283025
2012-13	19	232361	26	381938
2013-14	19	218655	26	465845
2014-15	19	203994	26	415657
2014 Oct	19	19979	26	39341
Nov	19	15174	26	42992
Dec	19	13933	26	27178
2015 Jan	19	14437	26	21522
Feb	19	16564	26	25723
Mar	19	22031	26	29300
Apr	19	14826	26	34387
May	19	15743	26	32688
Jun	19	17621	26	33684
Jul	19	13993	26	19612
Aug	19	22269	26	33826
Sep	19	24022	26	32046
Oct	19	19022	26	32068

Contd.

## 5.2 Production of Manufacturing Items

Year / month	Chemicals (Tonnes)				
	No. of reporting factories	Soda Ash (i)	Caustic Soda (i)	Sulphuric Acid (ii)	Chlorine Gas (ii)
(2005-2006=100)					
2010-11	12	3708048	172031	114773	15157
2011-12	12	370743	179097	100403	15770
2012-13	12	366238	182869	89431	15495
2013-14	12	409148	167465	85348	14960
2014-15	12	437106	183952	76229	17355
2014 Oct	12	37988	16281	7836	1411
Nov	12	36978	14715	4792	1318
Dec	12	36446	12184	8912	1354
2015 Jan	12	32396	9778	3507	3143
Feb	12	29797	12713	3217	1386
Mar	12	39366	17633	4094	1392
Apr	12	38229	19809	4945	1237
May	12	37384	18661	7673	1337
Jun	12	35870	17796	7135	1337
Jul	12	38794	21353	4953	1289
Aug	12	36553	20356	6995	1381
Sep	12	37488	18968	5265	1242
Oct	12	39541	17631	8908	1368

Contd.



## 5.2 Production of Manufacturing Items

Year/ month	Chemical Fertilizers (Tonnes) (i)						Paints & Varnishes Solid(iii)		Paints & Varnishes Liquid (iii)	
	No. of reporting factories	Urea	Super Phosphate	Ammonium Nitrate	Nitro Phosphate	DI.Amm. Phosphate	No. of reporting factories	Production (Tonnes)	No. of reporting factories	Production (000 Ltrs.)

(2005-2006=100)

2010-11	11	4552068	173250	275061	252335	663782	102	25673	169	48924
2011-12	11	4470662	114727	432290	337624	622649	102	23026	169	38371
2012-13	11	4215088	79304	401270	291922	729917	102	28048	169	40528
2013-14	11	4930283	87754	519104	447168	693142	102	36714	169	43908
2014-15	11	5673083	67583	569182	501901	754857	102	48631	169	54028
2014 Oct	11	438275	5136	43575	37856	68333	102	3598	169	4656
Nov	11	431597	8410	48085	42390	61576	102	3348	169	4516
Dec	11	429939	9040	40666	33517	71846	102	3153	169	4345
2015 Jan	11	420147	3900	40475	35873	26818	102	3771	169	4481
Feb	11	368407	930	39387	32009	43511	102	4082	169	4308
Mar	11	430642	1580	42453	34228	71277	102	4655	169	4614
Apr	11	418000	1213	64587	55520	67473	102	5094	169	4723
May	11	395415	7208	74246	65555	71840	102	5063	169	4640
Jun	11	453729	7903	68445	63076	69757	102	5332	169	4944
Jul	11	496092	4792	55730	56682	71024	102	4826	169	4616
Aug	11	467534	5322	62107	65076	72436	102	4526	169	4817
Sep	11	461709	7819	58728	59165	67549	102	4527	169	4747
Oct	11	506885	7281	66803	61677	69942	102	4427	169	4786

Source: (i) M/o. Industries & Production.  
(ii) Provincial Bureau of Statistics.

Contd.

## 5.2 Production of Manufacturing Items

Year/ Month	No. of Reporting Refineries	Petroleum Products (000 Ltrs.)											
		Jet Fuel	Kerosene	Motor Spirit	High Speed Diesel	Diesel Oil N.O.S.	Furnace Oil	Lubri- cating Oil	Jute Batching Oil	Solvent- Neptha	L.P.G.	Petroleum Products N.O.S.	Total Petroleum Products

(2005-2006=100)

2010-11	4	1054216	143637	1695852	3851414	51700	2566930	221456	3356	1052751	343250	289826	11274387
2011-12	4	890346	156877	1687118	3828574	30230	2282991	234177	3526	923630	341611	264025	10643104
2012-13	4	936028	179871	2056737	4583975	40041	2777820	224823	3489	898671	420457	272492	12394404
2013-14	4	995514	175699	2171499	5088237	60893	3041178	224608	2789	1008195	380597	279584	13428792
2014-15	4	1032079	218450	2195500	5327291	56827	3121192	209475	2666	1382571	382403	296135	1422589
2014 Oct	4	93151	18413	199730	462418	4630	278893	18668	44	106915	33054	15504	1231419
Nov	4	71490	21984	176376	392897	5420	218812	18728	325	96114	30545	24284	1056976
Dec	4	86471	17248	163166	371841	4984	214426	16339	207	100578	28576	22636	1026471
2015 Jan	4	75438	13303	179911	424553	3047	257822	13546	196	111543	32202	20723	1132284
Feb	4	74965	13931	162833	400250	3146	246058	13062	293	95310	30355	21258	1061461
Mar	4	106019	16010	190592	446868	5992	283817	15864	219	130218	33547	30251	1259397
Apr		89118	21748	186913	501255	5770	277082	20076	267	143880	33687	33912	1313709
May		91225	21471	192192	502998	5580	281958	20020	287	132841	35058	31700	1315330
Jun		87368	18573	185827	489073	3535	273027	19360	255	134963	32924	32977	1277881
Jul		79807	23758	189988	461112	6744	271578	20683	125	108261	28356	23816	1214228
Aug		89442	23341	194340	451601	3959	262688	17677	266	114278	33458	36078	1227127
Sep		92197	13729	201743	484759	2673	284669	18455	124	107141	34370	40783	1280643
Oct		88841	9855	198946	454435	3628	304349	20081	219	105434	34386	37307	1257982

Contd.

## 5.2 Production of Manufacturing Items

Year/month	Manufacture/Assembly of Automobiles (Nos.) (i)							Bicycles (ii)	
	Cars	Jeeps (4x4)	Light commercial vehicles	Trucks	Buses	Motor Cycles	Tractors	No. of reporting factories	Production (Nos.)
(2005-2006=100)									
2010-11	133972	883	19142	2810	490	1638457	70856	5	345272
2011-12	154255	451	20929	2597	568	1649532	48152	5	262096
2012-13	120332	1475	14517	1923	522	1675071	50871	5	232979
2013-14	116281	1217	17477	2674	559	1728137	34524	5	203669
2014-15	152524	1109	28189	4039	575	1777251	48883	5	210931
2014 Oct	11155	117	1476	246	26	148463	3721	5	21064
Nov	10392	96	1351	227	60	146555	4951	5	20490
Dec	10252	105	1563	272	70	134230	3575	5	14723
2015 Jan	13971	64	2082	333	37	145752	3152	5	15089
Feb	11980	75	2589	269	36	142267	4512	5	14840
Mar	16826	78	4091	414	36	147736	3956	5	17881
Apr	16378	87	3674	372	65	152013	5438	5	18173
May	15783	107	3599	541	60	162868	4141	5	18409
Jun	15096	47	3395	345	40	171176	3551	5	18909
Jul	12994	82	3070	323	62	159434	2721	5	15464
Aug	16802	130	3840	426	94	166736	2573	5	16020
Sep	16337	75	3568	378		170375	2022	5	19922
Oct	151615	54	3587	353	109	170669	2418	5	15987

Contd.

## 5.2 Production of Manufacturing Items

Year/month	Steel Products (Tonnes) (i)					
	Coke	Pig iron	Billets	H.R. sheets/ strips/plates/ coils	C.R. sheets/ strips/plates/ coils	Galvanized sheets
(2005-2006=100)						
2010-11	301701	433104	3913	358597	87946	5440
2011-12	192876	249135	1403	180087	25910	0
2012-13	203359	201489	0	14969	2383	0
2013-14	31924	89433	567	57114	4131	0
2014-15	275777	265478	4461	127028	2848	0
2014 Oct	17977	3333	76	620	0	0
Nov	15880	20842	0	11791	0	0
Dec	26169	29960	493	20388	0	0
2015 Jan	29979	26756	911	3846	0	0
Feb	14450	20455	768	10937	1421	0
Mar	32974	44320	464	11124	0	0
Apr	31204	32345	471	15457	0	0
May	26776	27306	17	18045	0	0
Jun	27003	10086	112	0	0	0
Jul	22646	1509	204258	0	0	0
Aug	13351	0	250000	0	0	0
Sep	10028	0	230000	0	0	0
Oct	11369	0	236000	0	0	0

Contd.

## 5.2 Production of Manufacturing Items

Year/month	Cycle Tyres (i)		Cycle Tubes (i)		Motor tyres (ii)		Motor tubes (ii)		Cement (ii)	
	No. of reporting factories	Production (000 Nos.)	No. of reporting factories	Production (000 Nos.)	No. of reporting factories	Production (000 Nos.)	No. of reporting factories	Production (000 Nos.)	No. of reporting factories	Production (000 MT)

(2005-2006=100)

2010-11	9	2879	9	6534	4	9222	4	19108	21	28716
2011-12	9	3431	9	6846	4	7011	4	20338	21	29557
2012-13	9	3429	9	7746	4	7864	4	20269	21	31055
2013-14	9	4038	9	8061	4	8702	4	20825	21	31418
2014-15	9	4633	9	8391	4	9058	4	22001	21	32185
2014 Oct	9	423	9	753	4	726	4	1747	21	2586
Nov	9	427	9	783	4	762	4	1834	21	2832
Dec	9	413	9	745	4	729	4	1753	21	2788
2015 Jan	9	417	9	743	4	730	4	1773	21	2614
Feb	9	423	9	745	4	727	4	1778	21	2602
Mar	9	377	9	666	4	775	4	1841	21	2688
Apr	9	365	9	622	4	804	4	1921	21	2934
May	9	349	9	581	4	801	4	2035	21	2907
Jun	9	333	9	552	4	792	4	2060	21	2885
Jul	9	328	9	549	4	772	4	2069	21	2118
Aug	9	338	9	553	4	862	4	2119	21	2730
Sep	9	338	9	573	4	855	4	2116	21	2840
Oct	9	447	9	769	4	690	4	1924	21	2683

Source:(i) Provincial Bureaus' of Statistics. Contd.  
(ii) M/o. Industries & Production.

## 5.2 Production of Manufacturing Items

Year/month	No. of reporting factories	Electric Bulbs (iii) Production (000 Nos.)	No. of reporting factories	Electric Tubes (iii) Production (000 Metres)
2010-11	6	79610	2	1180
2011-12	6	78981	2	1266
2012-13	6	79743	2	0
2013-14	6	75106	2	0
2014-15	6	64753	2	0
2014 Oct	6	7384	2	0
Nov	6	7221	2	0
Dec	6	6867	2	0
2015 Jan	6	4938	2	0
Feb	6	4681	2	0
Mar	6	4371	2	0
Apr	6	3880	2	0
May	6	4298	2	0
Jun	6	5591	2	0
Jul	6	4580	2	0
Aug	6	4823	2	0
Sep	6	4646	2	0
Oct		4498	3	0

---

 Contd.

## 5.2 Production of Manufacturing Items

Year/month	Sewing Machines (ii)		Electric Motors (ii)		Electric Transformers (ii)		T.V. Sets (iii)	
	No. of reporting factories	Production (Nos.)	No. of reporting factories	Production (Nos.)	No. of reporting factories	Production (Nos.)	No. of reporting factories	Production (Nos.)

(2005-2006=100)

2010-11	7	47026	23	10469	10	13691	14	425592
2011-12	7	39603	23	9126	10	23683	14	268801
2012-13	7	32876	23	7539	10	26411	14	462938
2013-14	7	19845	23	9891	10	11363	14	426374
2014 Oct	7	1377	23	745	10	2610	14	36205
Nov	7	1299	23	743	10	2371	14	35767
Dec	7	1536	23	767	10	2164	14	37927
2015 Jan	7	1881	23	766	10	1440	14	36948
Feb	7	1839	23	755	10	1461	14	36093
Mar	7	827	23	725	10	1510	14	34805
Apr	7	1783	23	749	10	1893	14	33608
May	7	1886	23	731	10	1839	14	35278
Jun	7	2694	23	632	10	1660	14	33558
Jul	7	2274	23	695	10	2333	14	34453
Aug	7	1273	23	737	10	1937	14	35668
Sep	7	1109	23	742	10	2036	14	36119
Oct	7	187	23	707	10	2240	14	35526

Source: (i) M/o. Industries & Production  
(ii) Provincial Bureaus of Statistics  
(iii) Pakistan Electronic Manufacturer Association(PEMA)

## 6. MONEY & CREDIT

### 6.1 Reserve Money

(Million Rupees)

Components	2010-11	2011-12	2012-13	2013-14	2014-15
A. Currency in Circulation	1501411	1673746	1,939,267	2177873	2554749
B. Cash in Tills	104852	110055	110,867	139490	160299
C. Other Deposits with SBP	10145	8899	10,523	13147	15153
D. Bank Deposits	349434	396172	475,648	530746	413234
<b>Reserve Money (A+B+C+D)</b>	<b>1965842</b>	<b>2188872</b>	<b>2,536,305</b>	<b>2861256</b>	<b>3143436</b>
<b>Factor affecting Reserve Money (RM)</b>					
A. Government Sector(1+2)	1222060	1727905	2235863	2432250	1958090
1. Budgetary Borrowings	1200660	1706008	2,212,823	2409794	1935691
2. Others	21400	21897	23,040	22456	22399
B. Non-Govt. Sector (1+2+3)	309342	284061	295,111	494563	397849
1. Claims on Scheduled Banks (a+b+c+d+e)	315182	288789	300,649	500041	403671
a. Agriculture Sector	53228	52131	52,278	51923	52026
b. Industrial Sector	41943	42336	41,057	42833	39405
c. Export Sector	190460	164768	177,756	160553	193124
d. Housing Sector	--	--	--	--	--
e. Others	29551	29554	29,557	244731	119116
2. Claims on NBFIs	18075	19187	18,537	18597	18252
3. Special a/c debt Repayment	-23915	-23915	-24,075	-24075	-24075
C. Other Items (Net)	-179695	-211666	-128,620	-555023	58546
D. Net Domestic Assets (A+B+C)	1351707	1800300	2,402,354	2371790	2414485
E. Net Foreign Assets	614134	388572	133,951	489467	728951
F. Reserve Money (D+E)	1965841	2188872	2,536,305	2861256	3143436

Contd.



## 6.1 Reserve Money

(Million Rupees)

Components	2014			2015
	Oct.	Nov.	Dec.	Jan.
A. Currency in Circulation	2328532	2338976	2301599	2370898
B. Cash in Tills	134652	134601	137995	120390
C. Other Deposits with SBP1	13078	13007	12904	11553 r
D. Bank Deposits	514917	417680	328786	541019
Reserve Money (A+B+C+D)	2991180	2904264	2781284	3043859 r
Factor Affecting Reserve Money (RM)				
A. Government Sector(1+2)	2503978	2163013	2008988	1980173 r
1. Budgetary Borrowings	2483292	2142385	1988544	1990485 r
2. Others	20686	20627	20444	-10312 r
B. Non-Govt. Sector (1+2+3)	531869	544453	555116	556558
1. Claims on Scheduled Banks(a+b+c+d+e)	537484	550139	560850	562193
a. Agriculture Sector	51709	51636	51597	51500
b. Industrial Sector	43819	43427	43143	43140
c. Export Sector	193633	206752	212267	213710
d. Housing Sector	--	--	--	--
e. Others	248324	248324	253843	253843
2. Claims on NBFIs	18460	18389	18340	18440
3. Special a/c debt Repayment	-24075	-24075	-24075	-24075
C. Other Items (Net)	-496969	-223768	-337829	-37140
D. Net Domestic Assets (A+B+C)	2538878	2483698	2226275	2499592 r
E. Net Foreign Assets	452302	420565	555009	544268 r
F. Reserve Money (D+E)	2991180	2904263	2781284	3043859 r

Contd.

## 6.1 Reserve Money

(Million Rupees)

Components	2015			
	Feb.	Mar.	Apr.	May
A. Currency in Circulation	2404755	2411394	2449972	2489368
B. Cash in Tills	126356	145140	130645	136966
C. Other Deposits with SBP1	11656 r	11602 r	14185 r	14235 r
D. Bank Deposits	483713	430530	534926	579565
Reserve Money (A+B+C+D)	3026479 r	2998666 r	3129729 r	3220133 r
Factor Affecting Reserve Money (RM)				
A. Government Sector(1+2)	1821978 r	1678805 r	1681963 r	2120749 r
1. Budgetary Borrowings	1832482 r	1689019 r	1692251 r	2130215 r
2. Others	-10504	-10214	-10288	-9466
B. Non-Govt. Sector (1+2+3)	551848	493378 r	387836	397807
1. Claims on Scheduled Banks(a+b+c+d+e)	557418	499065	393511	403448
a. Agriculture Sector	51495	51467	51456	51472
b. Industrial Sector	41976	42451	42171	42449
c. Export Sector	210103	204373	205043	199651
d. Housing Sector	--	--	--	--
e. Others	253843	200774	94841	109876
2. Claims on NBFIs	18505	18387	18399	18434
3. Special a/c debt Repayment	-24075	-24075	-24075	-24075
C. Other Items (Net)	6241	182382 r	319046 r	18277 r
D. Net Domestic Assets (A+B+C)	2380068 r	2354565 r	2388845 r	2536833 r
E. Net Foreign Assets	646412 r	644101 r	740884 r	683301 r
F. Reserve Money (D+E)	3026479 r	2998666 r	3129729 r	3220133 r

Contd.

## 6.1 Reserve Money

(Million Rupees)

Components	2015				
	Jun.	Jul.	Aug.	Sep.	Oct.
A. Currency in Circulation	2554749	2728926	2702297	2970420	2864132
B. Cash in Tills	160299	166501	145992	164913	153566
C. Other Deposits with SBP1	13747 r	13673	13696	13594	13567
D. Bank Deposits	413234	533083	530203	335204	531694
Reserve Money (A+B+C+D)	3142030 r	3442183	3392188	3484130	3562658
Factor Affecting Reserve Money (RM)					
A. Government Sector(1+2)	1919064 r	2014613	1779814	1610543	1614683
1. Budgetary Borrowings	1928868 r	2027843	1793385	1622508	1626689
2. Others	-9803	-13230	-13571	-11965	-12006
B. Non-Govt. Sector (1+2+3)	394911 r	391103	370347	380338	391345
1. Claims on Scheduled Banks(a+b+c+d+e)	400734 r	397372	376689	386733	397821
a. Agriculture Sector	52026	52077	52073	52030	51968
b. Industrial Sector	39405	35889	34658	37137	36614
c. Export Sector	193124	193168	173661	184426	196039
d. Housing Sector	--	--	--	--	--
e. Others	116178 r	116238	116296	113140	113200
2. Claims on NBFIs	18252	17887	17902	17848	17768
3. Special a/c debt Repayment	-24075	-24156	-24244	-24244	-24244
C. Other Items (Net)	105639 r	283461	491000	619963	715348
D. Net Domestic Assets (A+B+C)	2419615 r	2689177	2641161	2610844	2721376
E. Net Foreign Assets	722415 r	753006	751027	873286	841282
F. Reserve Money (D+E)	3142030 r	3442183	3392188	3484130	3562658

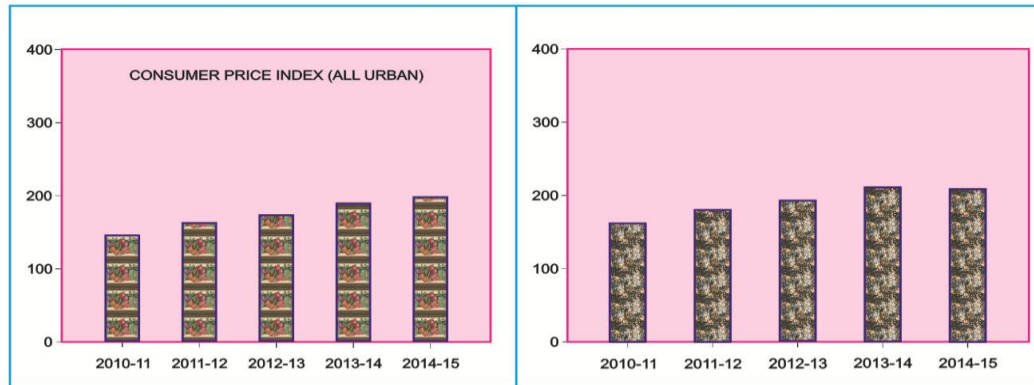
Note: 1) Excluding IMP A/c Nos. 1,2 & SAF A/c loan, counterpart funds and deposits of foreign, government, Central Bank, international organizations and deposit money banks  
2) Source agency has made some changes in table Monetary Statistics and renamed as Reserve Money  
3) P = Provisional

## 7. PRICE

### 7.1 Price Indices (General) with Percentage Change

Year / month	Consumer price index (all urban)		Wholesale Price Index	
	index	Annual/monthly rate of change (%)	index	Annual/monthly rate of change (%)
(2007-08 = 100)				
2010-11	146.45	13.66	164.17	21.25
2011-12	162.57	11.01	181.29	10.42
2012-13	174.53	7.36	194.61	7.35
2013-14	189.58	8.62	210.48	8.15
2014-15	198.16	4.53	209.85	-0.30
2014 Oct	199.81	0.21	214.39	-0.31
Nov	198.80	-0.51	212.26	-0.99
Dec	196.79	-1.01	208.25	-1.89
2015 Jan	196.95	0.08	206.11	-1.03
Feb	195.13	-0.92	203.86	-1.09
Mar	195.57	0.23	203.89	0.01
Apr	198.16	1.32	205.65	0.86
May	199.66	0.76	207.92	1.10
Jun	200.89	0.62	210.37	1.18
Jul	201.76	0.43	209.53	-0.40
Aug	202.25	0.68	208.42	-0.93
Sep	202.04	-0.10	207.60	-0.46
Oct	203.03	0.49	208.69	0.53

**PRICE INDICES (GENERAL)**  
(2007-08=100)



## 7.2 Combined Sensitive Price Indicator (SPI) by Quantile

Year/Month	Quantile					
	Q.1	Q.2	Q.3	Q.4	Q.5	Q.6
(2007-08=100)						
2010 - 11	159.47	161.21	160.54	166.27	168.82	164.03
2011 - 12	170.77	174.11	173.67	181.09	185.59	178.67
2012 - 13	184.04	190.29	189.05	190.39	190.78	189.61
2013 - 14	201.15	206.95	208.93	210.70	209.74	208.66
2014 - 15	204.66	210.75	213.79	215.40	212.95	212.61
2014 Oct	209.21	215.07	217.61	219.21	217.14	216.67
Nov	206.84	212.73	215.65	217.17	214.69	214.45
Dec	203.70	209.85	213.06	214.64	212.03	211.76
2015 Jan	201.92	208.09	211.30	212.83	210.03	209.89
Feb	199.92	205.79	208.78	209.92	206.59	206.98
Mar	199.92	205.81	208.83	209.99	206.70	207.05
Apr	200.70	206.77	209.95	211.37	208.40	208.42
May	203.33	209.62	212.99	214.56	211.53	211.48
Jun	205.34	211.83	215.43	217.37	214.82	214.29
Jul	206.04	212.55	216.19	218.21	215.76	215.13
Aug	205.65	211.92	215.53	217.42	214.77	214.33
Sep	206.58	213.25	215.45	219.00	215.80	215.23
Oct	209.02	216.02	216.72	220.94	217.31	217.02

---

### 7.3 Combined Consumer Price Index Numbers by Commodity Groups

Year/ month	General	Food & Non - Alcoholic Beverages	Alcoholic Beverages Tobacco	Clothing & Footwea r	Housing water, Elec, Gas Fuels	H.hold Equip & Repair, Maintai- nance	Health	Trans- port	Commun i-cation	Recre- ation & Culture	Educa- tion	Restau & Hotels	Miscellne- ous goods & services
----------------	---------	---	-----------------------------------	-------------------------------	---	---	--------	----------------	--------------------	---------------------------------	----------------	-----------------------	--

(2007-08=100)

2010-11	146.45	164.61	151.64	133.35	135.27	135.59	123.79	149.01	122.47	134.62	128.17	164.04	152.45
2011-12	162.57	182.77	165.01	153.45	146.17	160.28	137.97	171.39	122.94	145.35	143.83	185.82	181.47
2012-13	174.53	195.05	191.02	175.58	151.34	179.87	156.56	186.43	126.16	169.07	156.69	203.63	199.49
2013-14	189.58	211.75	223.38	198.01	164.60	195.85	167.15	195.15	129.76	183.77	172.57	228.61	210.15
2014-15	198.16	217.32	269.93	213.82	174.93	208.68	176.19	187.22	130.09	190.29	196.40	244.58	221.13
2014 Oct	199.81	221.33	266.62	211.10	173.39	207.48	174.95	204.84	129.85	189.39	192.41	242.78	220.36
Nov	198.80	220.25	266.65	213.01	174.01	208.26	175.37	190.59	129.99	189.55	192.41	242.78	220.35
Dec	196.79	215.18	266.63	213.88	174.04	208.8	176.31	185.17	130.13	189.6	192.41	244.59	220.73
2015 Jan	196.95	214.11	266.62	214.32	176.51	209.37	176.97	181.22	130.13	189.63	192.41	244.90	221.30
Feb	195.13	209.81	266.63	214.49	176.51	209.72	177.16	175.39	130.27	189.67	192.41	246.22	222.81
Mar	195.57	210.96	266.63	215.06	176.51	209.89	177.26	175.14	130.27	189.80	192.50	247.22	222.57
Apr	198.16	214.18	266.65	217.17	177.73	211.06	178.21	176.70	130.29	192.74	209.17	247.73	223.99
May	199.66	218.32	268.97	217.58	177.75	210.84	178.22	176.82	130.29	192.98	209.17	248.45	223.08
Jun	200.89	219.66	304.76	218.56	177.76	211.59	178.55	178.59	130.30	192.98	209.17	249.24	223.37
Jul	201.76	219.76	309.83	219.65	179.77	213.53	178.91	178.62	130.35	193.01	209.17	249.70	223.13
Aug	202.25	220.51	309.90	220.27	180.31	214.22	179.01	178.02	130.36	193.03	209.23	250.26	223.88
Sep	202.04	219.41	309.97	220.68	181.10	214.88	179.51	175.60	130.36	193.41	209.22	251.29	224.64
Oct	203.03	220.40	309.96	221.89	182.62	215.49	179.67	175.80	130.36	193.55	209.25	253.30	225.79

## 7.4: Consumer Price Index Numbers by Major Groups and Selected Commodities (2007-2008=100)

Item and Specification	Weight	Index Numbers			% Change in Oct., 2015 over			
		Oct., 2015	Sept., 2015	Oct., 2014	Sept., 2015	Oct., 2014		
<b><u>General</u></b>	<b>100.0000</b>	<b>203.03</b>	<b>202.04</b>	<b>199.81</b>	+	0.49	+	1.61
<b><u>Food and non-alcoholic Beverages</u></b>	<b>34.8343</b>	<b>220.40</b>	<b>219.41</b>	<b>221.33</b>	+	0.45	-	0.42
1 Wheat	0.3477	200.07	193.88	210.63	+	3.19	-	5.01
2 Wheat Flour	4.1648	213.10	208.52	222.81	+	2.20	-	4.36
3 Wheat Product	0.0959	214.59	212.74	220.03	+	0.87	-	2.47
4 Besan	0.1500	250.61	240.09	171.46	+	4.38	+	46.16
5 Rice	1.5821	164.50	170.56	196.10	-	3.55	-	16.11
6 Cereals	0.1563	244.03	244.01	238.48	+	0.01	+	2.33
7 Bakery & Confectionary	1.1550	209.83	209.68	206.17	+	0.07	+	1.78
8 Nimco	0.4574	241.54	241.24	237.62	+	0.12	+	1.65
9 Meat	2.4303	255.19	254.88	243.17	+	0.12	+	4.94
10 Chicken	1.3596	143.98	157.49	171.55	-	8.58	-	16.07
11 Fish	0.2970	214.66	212.73	213.95	+	0.91	+	0.33
12 Milk Fresh	6.6800	256.89	256.67	247.00	+	0.09	+	4.00
13 Milk Products	0.6338	248.48	248.48	241.78	+	0.00	+	2.77
14 Milk Powder	0.1129	230.26	226.90	225.13	+	1.48	+	2.28
15 Eggs	0.4555	181.97	189.42	215.84	-	3.93	-	15.69
16 Mustard Oil	0.0952	154.04	153.79	158.89	+	0.16	-	3.05
17 Cooking Oil	1.7538	135.21	137.91	161.97	-	1.96	-	16.52
18 Vegetable Ghee	2.0714	137.08	138.19	156.90	-	0.80	-	12.63
19 Dry Fruits	0.2543	252.42	249.61	241.48	+	1.13	+	4.53
20 Fresh Fruits	1.8649	217.91	219.82	224.17	-	0.87	-	2.79
21 Pulse Masoor	0.2712	199.45	197.64	182.76	+	0.92	+	9.13
22 Pulse Moong	0.2336	300.95	295.41	280.50	+	1.88	+	7.29
23 Pulse Mash (Washed)	0.2098	308.24	266.81	226.52	+	15.53	+	36.08
24 Pulse Gram	0.2361	262.84	249.32	169.05	+	5.42	+	55.48
25 Gram Whole	0.1616	214.37	207.48	178.73	+	3.32	+	19.94
26 Beans	0.0269	233.73	232.23	244.36	+	0.65	-	4.35
27 Potatoes	0.4452	207.81	189.18	466.16	+	9.85	-	55.42
28 Onion	0.5093	326.26	309.49	250.25	+	5.42	+	30.37
29 Tomatoes	0.4172	233.56	174.35	198.97	+	33.96	+	17.38
30 Fresh Vegetables	1.7543	257.22	258.41	242.35	-	0.46	+	6.14
31 Sugar	1.0445	221.27	229.84	212.99	-	3.73	+	3.89
32 Gur	0.0220	291.22	290.46	268.19	+	0.26	+	8.59
33 Honey	0.0446	304.38	304.38	299.70	+	0.00	+	1.56
34 SweetMeat	0.2483	238.40	238.02	230.79	+	0.16	+	3.30
35 Beverages	1.1990	217.86	217.39	207.93	+	0.22	+	4.78
36 Jam, Tomato Ketchup & Pickles	0.2454	211.33	211.13	198.66	+	0.09	+	6.38
37 Condiments	0.2656	258.82	258.47	251.20	+	0.14	+	3.03
38 Spices	0.5441	237.30	238.44	232.46	-	0.48	+	2.08
39 Tea	0.8377	265.12	262.29	212.06	+	1.08	+	25.02
<b><u>Alcoholic Beverages, Tobacco</u></b>	<b>1.4135</b>	<b>309.96</b>	<b>309.97</b>	<b>266.62</b>	+	<b>0.00</b>	+	<b>16.26</b>
40 Cigarettes	1.3906	311.47	311.47	267.63	+	0.00	+	16.38
41 Betel Leaves & Nuts	0.0229	218.45	218.57	205.62	-	0.05	+	6.24
<b><u>Clothing and footwear</u></b>	<b>7.5708</b>	<b>221.89</b>	<b>220.68</b>	<b>211.10</b>	+	<b>0.55</b>	+	<b>5.11</b>
42 Cotton Cloth	1.7286	215.33	215.25	206.89	+	0.04	+	4.08
43 Woolen Cloth	0.8759	236.95	236.31	229.10	+	0.27	+	3.43
44 Readymade Garments	0.9739	226.37	225.96	212.38	+	0.18	+	6.59
45 Woolen Readymade Garments	0.3964	245.98	240.86	219.58	+	2.13	+	12.02
46 Hosiery	0.5094	235.05	234.19	222.29	+	0.37	+	5.74
47 Dopatta	0.4412	234.91	234.33	226.62	+	0.25	+	3.66
48 Cleaning and Laundry	0.2110	245.70	242.25	234.46	+	1.42	+	4.79
49 Tailoring	0.8840	283.94	278.92	258.78	+	1.80	+	9.72
50 Footwear	1.5504	165.10	164.97	164.18	+	0.08	+	0.56

Contd.

## 7.4: Consumer Price Index Numbers by Major Groups and Selected Commodities (2007-2008=100)

Item and Specification	Weight	Index Numbers			% Change in Oct., 2015 over			
		Oct., 2015	Sept., 2015	Oct., 2014	Sept., 2015	Oct., 2014		
<u>Housing, water, Elec., Gas and other fuels</u>	29.4149	182.62	181.10	173.39	+	0.84	+	5.32
51 House Rent	21.8149	170.85	168.87	162.06	-	1.17	+	5.42
52 Construction Input Items	0.5623	241.36	241.38	236.73	-	0.01	+	1.96
53 Construction Wage Rates	0.3331	220.31	218.33	204.03	+	0.91	+	7.98
54 Water Supply	0.4971	149.92	149.92	149.92	+	0.00	+	0.00
55 Electricity	4.3985	238.10	238.10	227.44	+	0.00	+	4.69
56 Gas	1.5756	158.08	158.08	143.81	+	0.00	+	9.92
57 Kerosene Oil	0.0057	208.72	207.65	274.86	+	0.52	-	24.06
58 Firewood Whole	0.2277	278.99	275.90	266.60	+	1.12	+	4.65
<u>Furnishing and household equipment maintenance</u>	4.2082	215.49	214.88	207.48	+	0.28	+	3.86
59 Furniture	0.3315	206.70	206.58	198.76	+	0.06	+	3.99
60 Household Textiles	0.6489	213.29	212.12	203.12	+	0.55	+	5.01
61 Household Equipment	0.5936	175.73	175.57	171.71	+	0.09	+	2.34
62 Utensils	0.3212	218.25	217.57	209.01	+	0.31	+	4.42
63 Plastic Products	0.2547	204.85	204.10	198.24	+	0.37	+	3.33
64 Washing Soaps & Detergents	0.7893	225.68	224.73	222.35	+	0.42	+	1.50
65 Sewing Needle & Dr Cell	0.1496	200.81	200.63	183.04	+	0.09	+	9.71
66 Household Servant	1.0432	237.20	236.72	225.87	+	0.20	+	5.02
67 Marriage Hall Charges	0.0762	232.49	232.49	227.81	+	0.00	+	2.05
<u>Health</u>	2.1868	179.67	179.51	174.95	+	0.09	+	2.70
68 Drugs & Medicines	1.2667	149.02	149.01	146.84	+	0.01	+	1.48
69 Medical Equipments	0.0080	226.26	226.26	221.31	+	0.00	+	2.24
70 Doctor (MBBS) Clinic Fee	0.5904	244.44	244.44	236.75	+	0.00	+	3.25
71 Medical Tests	0.3217	180.37	179.27	171.03	+	0.61	+	5.46
<u>Transport</u>	7.2023	175.80	175.60	204.84	+	0.11	-	14.18
72 Motor Vehicles	0.6630	163.02	163.02	163.73	+	0.00	-	0.43
73 Motor Vehicle Accessories	0.2439	227.21	226.83	229.28	+	0.17	-	0.90
74 Motor Fuel	3.0269	147.50	147.25	187.14	+	0.17	-	21.18
75 Mechanical Service	0.4552	218.85	217.59	207.30	+	0.58	+	5.57
76 Motor Vehicle Tax	0.1099	210.18	210.18	210.18	+	0.00	+	0.00
77 Transport Services	2.7034	197.35	197.35	231.90	+	0.00	-	14.90
<u>Communication</u>	3.2198	130.36	130.36	129.85	+	0.00	+	0.39
78 Postal Services	0.0662	229.93	229.93	216.26	+	0.00	+	6.32
79 Communication & Apparatus	3.1536	128.27	128.27	128.04	+	0.00	+	0.18
<u>Recreation and culture</u>	2.0227	193.55	193.41	189.39	+	0.07	+	2.20
80 Recreation & Culture	0.8634	128.26	128.25	127.84	+	0.01	+	0.33
81 Text Books	0.5706	290.62	290.62	280.89	+	0.00	+	3.46
82 Newspapers	0.1934	175.42	175.42	175.42	+	0.00	+	0.00
83 Stationery	0.3953	204.88	204.23	198.56	+	0.32	+	3.18
<u>Education</u>	3.9431	209.25	209.22	192.41	+	0.01	+	8.75
84 Education	3.9431	209.25	209.22	192.41	+	0.01	+	8.75
<u>Restaurants and hotels</u>	1.2286	253.30	251.29	242.78	+	0.80	+	4.33
85 Readymade Food	1.2286	253.30	251.29	242.78	+	0.80	+	4.33
<u>Misc. goods and services</u>	2.7550	225.79	224.64	220.36	+	0.51	+	2.46
86 Personal Care	1.4935	209.29	209.07	204.03	+	0.11	+	2.58
87 Cosmetics	0.3853	193.11	192.70	183.89	+	0.21	+	5.01
88 Blades	0.0322	190.75	190.75	184.82	+	0.00	+	3.21
89 Personal Equipments	0.8440	271.23	268.09	267.26	+	1.17	+	1.49



**7.5 Combined Consumer Price Index Numbers by Quintiles  
and Major Commodity Groups  
October, 2015  
(2007-2008=100)**

Income Quintiles	General	Food & non-alcoholic Beverages	Alcoholic Beverages, Tobacco	Clothing & footwear	Housing, water, Elec., Gas & other fuels	Furnishing & household equipment maintenance	Health	Transport	Communication	Recreation & culture	Education	Restaurants & hotels	Misc. goods & services
------------------	---------	--------------------------------	------------------------------	---------------------	--	--	--------	-----------	---------------	----------------------	-----------	----------------------	------------------------

**All Urban Combined**

Aggregate	203.03	220.40	309.96	221.89	182.62	215.49	179.67	175.80	130.36	193.55	209.25	253.30	225.79
Income Quintile 1	204.60	219.36	320.53	219.76	168.76	216.37	172.64	187.37	118.60	208.28	221.41	252.37	225.05
Income Quintile 2	206.58	219.88	319.95	220.05	181.30	215.02	175.24	181.03	118.63	205.81	219.03	253.35	223.92
Income Quintile 3	205.58	220.07	318.58	220.58	181.36	212.77	177.05	178.27	120.62	202.03	213.93	253.19	224.40
Income Quintile 4	206.18	220.33	317.36	221.47	188.28	211.21	179.71	174.13	124.98	196.46	213.71	253.08	224.33
Income Quintile 5	200.55	220.96	298.49	223.37	183.62	216.90	182.31	175.29	135.83	186.92	206.52	253.47	227.17

---

## 7.6 Combined Consumer Price Index Numbers by Quintile, Major Commodity Groups for Selected Cities October, 2015 (2007-2008=100)

Cities	General	Food & non-alcoholic Beverages	Alcoholic Beverages, Tobacco	Clothing & footwear	Housing, water, Elec., Gas & other fuels	Furnishing & household equipment maintenance	Health	Transport	Communication	Recreation & culture	Education	Restaurants & hotels	Misc. goods & services
--------	---------	--------------------------------	------------------------------	---------------------	--	--	--------	-----------	---------------	----------------------	-----------	----------------------	------------------------

### Income Quintile 1

Rawalpindi	211.29	221.55	337.17	236.92	190.65	226.20	199.87	198.43	104.44	221.57	276.77	247.82	218.18
Islamabad	218.66	230.86	329.65	230.63	169.24	233.38	200.14	201.95	111.29	309.01	675.44	233.27	225.09
Lahore	195.69	223.78	306.70	204.44	145.54	235.05	188.84	173.83	104.49	217.34	203.77	233.61	281.32
Gujranwala	199.65	217.12	328.56	206.86	168.41	234.44	155.62	171.46	111.41	226.35	162.24	237.05	207.21
Sialkot	193.04	212.89	336.40	172.66	163.28	179.85	141.41	190.66	115.82	305.07	187.03	210.00	199.25
Faisalabad	201.37	215.93	327.27	192.10	178.67	194.86	162.73	185.96	124.07	237.51	159.63	258.87	202.99
Multan	202.27	216.21	317.29	202.61	175.62	207.76	161.51	176.60	137.90	226.97	179.95	248.60	202.80
Sargodha	220.00	219.07	334.92	213.02	222.89	249.59	168.92	230.65	111.88	250.83	184.56	317.39	219.57
Bahawalpur	215.54	216.47	317.37	246.56	204.46	222.01	157.96	179.00	175.92	264.24	217.98	218.32	209.52
Karachi	198.25	214.24	327.49	232.31	150.97	247.45	162.46	155.30	117.33	203.51	173.86	269.05	267.56
Hyderabad	192.88	217.88	328.19	192.78	146.32	184.82	164.04	176.22	112.63	172.97	222.50	236.42	200.02
Sukkur	204.16	215.54	317.43	234.02	164.30	211.10	152.63	161.65	111.36	170.52	320.08	272.08	204.65
Larkana	208.50	210.02	328.31	214.52	198.41	222.32	258.98	165.54	125.28	180.58	180.73	263.19	270.26
Peshawar	213.78	218.75	326.06	264.77	175.03	241.79	209.07	196.82	113.13	274.78	277.77	255.36	293.63
Bannu	211.43	219.49	301.21	201.29	208.89	239.66	155.12	164.72	109.98	230.71	189.18	310.72	238.13
Quetta	197.41	207.48	350.29	186.27	181.31	178.71	166.69	211.08	124.60	176.72	243.72	235.73	211.89
Khuzdar	199.40	209.31	321.44	209.03	169.22	208.65	174.43	186.31	131.06	166.91	183.07	352.51	198.83

### Income Quintile 2

Rawalpindi	214.27	221.65	335.94	235.94	196.20	226.72	202.84	217.23	106.14	255.82	288.23	247.41	219.13
Islamabad	214.09	229.99	337.99	238.73	165.89	228.32	188.09	181.24	108.89	232.90	578.02	240.46	216.65
Lahore	194.63	222.91	311.79	203.20	148.09	239.57	181.63	164.45	104.10	217.53	210.94	235.07	274.63
Gujranwala	198.79	216.55	331.78	203.11	172.45	226.70	154.39	167.95	112.28	241.94	150.79	254.13	207.34
Sialkot	190.15	209.19	332.98	177.01	166.97	178.80	145.37	176.89	121.63	333.76	184.88	209.76	186.58
Faisalabad	198.70	214.11	329.73	193.64	182.41	200.69	161.43	175.37	118.84	230.58	149.60	248.05	203.02
Multan	201.83	217.81	317.01	201.83	180.15	203.72	158.08	167.89	130.84	233.92	179.17	245.22	201.97
Sargodha	219.85	218.04	328.90	213.00	228.13	251.44	173.78	203.50	105.24	261.79	199.08	307.04	223.59
Bahawalpur	213.30	216.00	316.20	240.02	207.15	227.23	163.27	162.90	175.25	255.30	191.73	215.39	208.15
Karachi	199.14	215.80	325.53	226.36	155.21	237.51	161.68	157.72	121.22	198.76	178.73	271.68	255.14
Hyderabad	193.57	218.15	326.74	193.93	150.90	187.01	168.15	176.98	113.84	167.21	262.71	238.19	199.68
Sukkur	203.57	215.05	307.78	233.55	169.20	206.65	155.40	163.61	108.78	172.08	309.03	273.45	203.84
Larkana	212.76	215.35	328.39	217.02	202.73	216.30	268.30	170.20	131.60	180.85	182.55	264.43	267.31
Peshawar	213.36	219.42	332.26	266.77	179.42	238.39	203.24	187.29	120.58	250.33	253.56	255.22	287.46
Bannu	208.02	217.21	293.52	200.63	206.78	233.56	154.88	163.69	114.97	218.51	197.07	294.58	253.60
Quetta	197.63	208.89	342.97	188.15	185.74	180.62	167.54	184.21	119.60	178.95	219.37	235.24	209.92
Khuzdar	197.84	210.53	311.04	208.06	160.11	220.23	181.35	169.18	134.13	177.72	178.97	348.52	194.84

Contd.

## 7.6 Combined Consumer Price Index Numbers by Quintile, Major Commodity Groups for Selected Cities October, 2015 (2007-2008=100)

Cities	General	Food & non-alcoholic Beverages	Alcoholic Beverages, Tobacco	Clothing & footwear	Housing, water, Elec., Gas & other fuels	Furnishing & household equipment maintenance	Health	Transport	Communication	Recreation & culture	Education	Restaurants & hotels	Misc. goods & services
--------	---------	--------------------------------	------------------------------	---------------------	--	--	--------	-----------	---------------	----------------------	-----------	----------------------	------------------------

### Income Quintile 3

Rawalpindi	214.43	222.43	329.17	238.75	194.24	224.49	212.00	193.05	110.45	242.03	284.34	250.22	224.16
Islamabad	213.68	230.29	312.77	231.87	159.70	225.69	182.40	182.86	113.01	221.18	729.12	228.59	232.50
Lahore	192.85	223.75	309.19	204.33	138.32	240.11	182.49	162.79	107.18	218.33	199.41	232.88	275.53
Gujranwala	195.83	215.46	330.01	207.36	163.80	220.56	153.56	158.85	116.83	216.47	151.17	236.99	206.61
Sialkot	189.08	208.83	314.04	178.46	160.64	184.78	144.66	164.44	128.72	307.01	176.52	204.26	187.66
Faisalabad	196.08	213.78	322.70	193.34	175.99	200.55	161.56	169.07	120.17	228.78	151.63	236.88	203.77
Multan	199.67	217.18	315.91	200.53	174.22	196.71	159.60	166.27	133.88	224.14	171.06	240.96	202.26
Sargodha	217.52	215.38	325.92	213.70	233.78	250.93	167.35	186.81	110.50	254.58	178.19	315.07	222.53
Bahawalpur	212.83	215.90	321.82	243.65	204.58	229.33	157.07	161.27	175.76	241.67	196.69	215.20	211.20
Karachi	198.97	216.43	327.72	223.34	147.14	231.43	160.73	158.51	123.08	195.99	183.30	273.04	251.03
Hyderabad	190.96	218.02	326.09	195.59	139.24	188.13	167.02	174.22	123.27	172.14	256.30	239.63	202.21
Sukkur	200.54	214.75	307.01	234.33	157.41	208.34	148.75	159.68	110.30	172.84	311.31	268.20	203.17
Larkana	212.64	217.41	313.56	214.76	201.10	214.38	255.05	169.03	132.87	180.10	181.96	261.94	288.01
Peshawar	210.41	218.37	320.69	267.54	172.68	239.24	200.25	191.42	119.17	229.97	266.09	255.91	276.87
Bannu	206.80	218.13	300.86	208.09	203.09	221.58	157.43	155.83	117.65	206.60	182.59	298.43	251.52
Quetta	195.17	208.75	327.37	188.45	181.92	180.50	168.51	169.03	118.98	176.01	232.66	229.31	204.81
Khuzdar	195.03	212.52	307.24	203.06	149.59	217.02	188.08	162.40	136.42	173.65	177.92	342.36	196.11

### Income Quintile 4

Rawalpindi	215.59	223.82	325.22	242.46	200.26	229.10	214.02	191.84	112.67	219.68	258.08	251.94	230.18
Islamabad	215.36	231.02	309.19	232.02	166.47	225.56	193.45	185.31	123.81	208.31	645.38	231.32	228.38
Lahore	192.45	223.91	304.75	203.94	153.02	238.72	179.05	158.02	111.93	208.58	197.55	230.62	273.46
Gujranwala	195.80	214.65	321.66	209.64	175.47	206.33	157.55	154.61	122.28	215.04	151.44	237.91	201.74
Sialkot	190.90	209.94	320.51	180.40	175.65	179.87	144.62	163.99	136.20	274.50	175.59	201.72	185.75
Faisalabad	194.06	212.90	323.21	194.22	185.16	200.28	159.94	159.60	123.02	211.76	143.43	238.80	207.40
Multan	200.42	217.72	310.99	202.08	187.90	196.67	155.50	162.19	136.55	212.85	173.44	235.87	206.58
Sargodha	217.39	215.84	319.50	215.49	234.28	259.50	168.55	178.81	116.43	283.43	169.46	313.59	223.97
Bahawalpur	210.65	214.98	314.85	241.55	210.45	224.38	159.85	157.48	175.41	234.36	196.82	209.61	213.36
Karachi	199.52	216.79	327.98	224.02	160.39	239.69	160.90	158.59	127.17	193.33	187.96	272.65	248.49
Hyderabad	192.14	218.96	323.75	195.96	154.94	186.85	167.76	169.51	129.35	173.06	253.80	239.58	205.11
Sukkur	202.71	216.35	295.10	234.15	173.49	209.20	152.29	156.01	116.83	171.74	310.09	268.51	207.35
Larkana	216.70	223.12	286.87	213.61	208.47	213.47	266.66	165.68	140.56	179.68	199.71	262.82	301.82
Peshawar	211.23	220.12	313.74	267.77	183.21	231.31	212.87	183.69	124.35	229.53	251.74	259.89	272.46
Bannu	208.68	219.44	307.24	212.91	202.91	231.12	156.64	161.53	118.25	196.24	180.15	297.18	256.36
Quetta	196.57	208.60	318.30	191.69	189.64	179.37	167.89	171.18	121.79	172.30	241.74	228.83	200.62
Khuzdar	198.85	214.35	315.64	203.90	167.54	224.99	187.13	161.66	139.23	174.51	175.87	331.95	204.05

Contd.

## 7.6 Combined Consumer Price Index Numbers by Quintile, Major Commodity Groups for Selected Cities October, 2015 (2007-2008=100)

Cities	General	Food & non-alcoholic Beverages	Alcoholic Beverages, Tobacco	Clothing & footwear	Housing, water, Elec., Gas & other fuels	Furnishing & household equipment maintenance	Health	Transport	Communication	Recreation & culture	Education	Restaurants & hotels	Misc. goods & services
--------	---------	--------------------------------	------------------------------	---------------------	--	--	--------	-----------	---------------	----------------------	-----------	----------------------	------------------------

### Income Quintile 5

Rawalpindi	216.40	226.22	295.29	241.32	201.99	228.69	205.04	196.16	125.15	203.38	273.12	248.44	256.86
Islamabad	207.20	230.21	283.44	235.01	164.93	232.65	195.89	198.01	128.33	201.67	404.30	235.14	246.68
Lahore	188.68	225.38	272.36	207.02	153.31	235.32	179.28	167.30	125.51	200.87	189.98	236.74	272.34
Gujranwala	191.99	215.33	302.74	212.88	176.89	186.63	155.08	157.53	133.76	194.91	147.55	232.89	206.49
Sialkot	187.51	210.34	294.30	182.60	174.71	177.71	149.86	166.51	138.04	250.85	169.65	204.99	191.20
Faisalabad	190.99	212.75	299.78	193.54	185.61	207.83	155.73	164.75	129.99	202.26	161.90	224.79	213.62
Multan	195.66	219.71	274.68	201.11	188.60	188.38	154.02	169.48	138.76	206.56	172.15	236.17	208.03
Sargodha	221.66	216.84	324.28	226.31	234.47	362.49	163.79	177.06	125.23	242.24	165.63	318.15	236.43
Bahawalpur	209.37	217.29	269.22	241.74	211.06	226.74	154.05	164.63	176.03	230.52	199.95	207.60	219.22
Karachi	199.47	218.48	312.12	226.95	159.24	325.55	161.74	172.70	138.50	184.73	193.03	274.31	247.06
Hyderabad	188.93	220.14	302.10	198.20	156.16	174.41	166.49	174.16	138.48	163.98	243.97	241.21	212.81
Sukkur	200.84	217.05	273.84	234.01	174.71	201.77	147.64	160.41	127.76	170.21	336.95	267.13	210.55
Larkana	215.70	223.75	270.69	213.37	210.16	209.21	278.51	167.28	144.29	169.08	255.29	260.95	285.46
Peshawar	206.13	220.63	287.81	265.10	182.04	225.47	193.08	189.40	130.18	190.01	252.73	256.42	258.03
Bannu	201.99	217.56	310.04	203.89	203.95	203.05	151.85	144.71	121.19	201.82	209.69	307.97	233.51
Quetta	196.32	209.39	278.39	191.19	192.48	166.42	161.82	173.02	129.25	169.68	242.79	234.93	204.58
Khuzdar	196.49	216.59	264.15	210.13	160.52	221.32	175.56	157.60	146.98	179.23	169.37	346.19	218.67

### Aggregate

Rawalpindi	215.35	224.84	311.49	241.05	199.19	228.53	207.37	195.71	121.01	211.88	271.65	249.26	247.70
Islamabad	207.34	230.29	289.57	234.67	163.26	232.14	195.01	197.29	127.59	203.70	416.80	235.03	244.85
Lahore	190.44	224.40	294.26	205.36	150.40	236.45	180.20	165.02	118.89	207.27	193.39	234.90	273.52
Gujranwala	195.36	215.55	319.84	208.92	173.98	202.95	155.65	158.04	124.93	212.19	150.31	236.16	205.56
Sialkot	188.95	209.96	313.54	180.12	171.45	179.48	146.58	166.42	134.97	274.57	173.85	204.70	189.05
Faisalabad	194.96	213.70	320.04	193.51	183.55	204.23	159.53	165.87	125.43	217.19	155.18	237.78	207.86
Multan	198.35	218.18	303.86	201.44	184.36	192.79	156.26	168.20	137.09	213.97	172.89	238.01	205.81
Sargodha	219.10	216.66	325.24	216.61	231.82	295.30	168.10	183.21	117.03	259.07	174.30	314.84	226.88
Bahawalpur	211.69	216.31	306.05	242.55	208.74	226.19	157.24	164.02	175.81	240.38	199.41	210.79	213.83
Karachi	198.60	217.45	319.73	225.88	155.91	302.79	161.42	168.84	134.26	188.95	191.10	273.59	248.52
Hyderabad	191.05	218.86	319.88	196.07	152.84	180.48	166.92	173.33	130.80	168.59	248.71	239.96	207.32
Sukkur	202.11	215.83	296.08	234.04	170.61	206.58	151.24	159.24	118.16	171.46	320.12	269.10	206.63
Larkana	213.63	217.61	308.88	214.70	205.75	214.62	265.83	167.43	136.06	178.09	215.02	262.70	283.92
Peshawar	209.15	219.67	315.59	266.16	180.49	229.92	199.49	189.07	126.29	214.70	253.99	256.74	269.64
Bannu	207.39	218.48	302.01	206.46	204.97	222.62	155.57	154.74	117.66	205.84	192.53	300.65	244.99
Quetta	196.55	208.82	307.36	190.03	189.04	175.02	165.90	173.04	123.95	173.32	238.43	232.03	204.52
Khuzdar	198.14	211.61	309.36	206.77	165.68	217.71	181.73	167.39	136.18	173.97	177.29	344.81	201.86

**7.7 Combined Consumer Price Index Numbers by Income Groups/City  
and Commodity Groups for all Centers Covered in CPI  
October, 2015  
(2007-2008=100)**

Cities	General	Food & non-alcoholic Beverages	Alcoholic Beverages, Tobacco	Clothing & footwear	Housing, water, Elec., Gas & other fuels	Furnishing & household equipment maintenance	Health	Transport	Communication	Recreation & culture	Education	Restaurants & hotels	Misc. goods & services	
Rawalpindi	01	215.35	224.84	311.49	241.05	199.19	228.53	207.37	195.71	121.01	211.88	271.65	249.26	247.70
Islamabad	02	207.34	230.29	289.57	234.67	163.26	232.14	195.01	197.29	127.59	203.70	416.80	235.03	244.85
Attock	03	198.75	209.41	302.06	229.15	156.22	219.46	162.73	192.22	118.99	191.62	295.70	255.34	262.78
Jhelum	04	201.36	216.27	323.13	229.39	171.93	215.07	165.97	180.66	125.78	221.73	293.78	244.62	211.36
Lahore	05	190.44	224.40	294.26	205.36	150.40	236.45	180.20	165.02	118.89	207.27	193.39	234.90	273.52
Sahiwal	06	224.23	224.15	303.28	272.09	218.94	227.16	196.86	172.78	135.64	214.80	281.88	283.66	247.82
Gujranwala	07	195.36	215.55	319.84	208.92	173.98	202.95	155.65	158.04	124.93	212.19	150.31	236.16	205.56
Wazirabad	08	205.71	226.66	329.68	210.73	186.93	196.29	148.55	160.50	128.18	219.85	149.63	222.26	207.21
Sialkot	09	188.95	209.96	313.54	180.12	171.45	179.48	146.58	166.42	134.97	274.57	173.85	204.70	189.05
Faisalabad	10	194.96	213.70	320.04	193.51	183.55	204.23	159.53	165.87	125.43	217.19	155.18	237.78	207.86
Jhang	11	216.00	221.12	322.75	275.37	200.35	212.69	229.62	166.64	135.16	220.37	174.35	248.62	214.48
Multan	12	198.35	218.18	303.86	201.44	184.36	192.79	156.26	168.20	137.09	213.97	172.89	238.01	205.81
Duzaffargarh	13	207.52	228.46	308.50	228.15	175.71	198.62	166.43	164.60	141.54	226.73	173.52	267.97	206.28
D. G. Khan	14	215.34	229.13	288.84	253.88	219.41	207.38	156.36	160.02	122.65	197.37	114.17	221.96	181.90
Vehari	15	196.87	219.80	314.73	189.63	180.03	204.82	130.30	151.54	132.02	213.99	168.13	245.43	220.30
Sargodha	16	219.10	216.66	325.24	216.61	231.82	295.30	168.10	183.21	117.03	259.07	174.30	314.84	226.88
Mianwali	17	219.30	222.76	329.68	192.41	247.58	215.54	161.95	166.83	108.40	260.99	178.96	217.91	244.52
Bahawalpur	18	211.69	216.31	306.05	242.55	208.74	226.19	157.24	164.02	175.81	240.38	199.41	210.79	213.83
Bahawalnagar	19	212.49	223.49	298.65	252.20	202.49	249.75	174.22	153.90	124.71	228.28	179.89	314.83	216.49
R. Y. Khan	20	208.93	223.01	317.87	262.51	189.75	223.72	155.18	162.30	126.34	217.77	213.65	272.47	214.60
Karachi	21	198.60	217.45	319.73	225.88	155.91	302.79	161.42	168.84	134.26	188.95	191.10	273.59	248.52
Hyderabad	22	191.05	218.86	319.88	196.07	152.84	180.48	166.92	173.33	130.80	168.59	248.71	239.96	207.32
Nawabshah	23	238.92	238.13	279.59	291.88	200.89	238.37	222.44	169.52	135.75	165.29	553.68	309.73	399.59
Mirpukhas	24	206.28	224.47	318.96	201.83	183.83	187.77	162.21	171.57	114.67	163.46	231.11	293.33	224.75
Mithi	25	222.26	227.14	324.98	200.20	237.89	183.68	154.15	167.18	112.59	144.54	279.07	290.51	249.09
Sukkur	26	202.11	215.83	296.08	234.04	170.61	206.58	151.24	159.24	118.16	171.46	320.12	269.10	206.63
Larkana	27	213.63	217.61	308.88	214.70	205.75	214.62	265.83	167.43	136.06	178.09	215.02	262.70	283.92
Dadu	28	205.80	222.84	331.56	212.46	172.49	213.30	149.89	173.64	119.98	170.54	439.70	255.06	200.48
Peshawar	29	209.15	219.67	315.59	266.16	180.49	229.92	199.49	189.07	126.29	214.70	253.99	256.74	269.64
Mardan	30	237.01	215.38	318.56	295.18	248.13	229.64	179.05	198.48	124.55	242.21	446.96	276.49	309.50
Abbottabad	31	201.58	210.62	290.73	230.74	169.66	275.94	157.13	202.21	148.67	215.97	190.45	284.13	223.36
Bannu	32	207.39	218.48	302.01	206.46	204.97	222.62	155.57	154.74	117.66	205.84	192.53	300.65	244.99
D. I. Khan	33	210.00	231.25	283.73	204.62	210.16	202.14	158.77	157.24	112.29	168.15	206.63	258.55	208.15
Mingora	34	228.68	229.80	323.97	270.54	194.40	238.45	217.60	192.26	130.50	229.54	248.65	320.62	414.37
Quetta	35	196.55	208.82	307.36	190.03	189.04	175.02	165.90	173.04	123.95	173.32	238.43	232.03	204.52
Turbat	36	206.73	207.98	333.82	198.02	222.89	210.61	176.17	147.92	118.58	146.68	216.73	223.63	212.66
Gawadar	37	195.85	211.07	249.99	200.51	177.20	200.75	165.52	151.49	109.09	119.08	243.51	217.57	205.02
Loralai	38	210.07	216.40	317.14	207.29	212.98	178.64	198.08	171.38	114.61	197.72	200.45	285.97	234.82
Khuzdar	39	198.14	211.61	309.36	206.77	165.68	217.71	181.73	167.39	136.18	173.97	177.29	344.81	201.86
D. M. Jamali	40	207.49	221.42	321.45	203.98	185.07	206.53	163.85	180.34	123.19	155.41	229.42	279.92	203.47

## 7.8 Index Numbers of Wholesale Prices by Commodity Groups

Year / month	General	Agriculture Forestry & Fishery Product	Others & Minerals electricity gas & water	Food product Beverages & tobacco Textile Apparel & Leather Product	Other transport-able Goods	Metal product Machinery & Equipment
--------------	---------	---	--	--	----------------------------------	---

(2007-08=100)

2010-11	164.17	183.20	159.13	166.49	155.77	128.10
2011-12	181.29	185.04	182.74	176.07	194.64	152.55
2012-13	194.61	198.23	211.17	188.39	203.93	159.29
2013-14	158.88	165.52	163.62	156.11	162.99	132.02
2014-15	209.85	220.56	245.47	206.76	197.12	172.72
2014 Oct	214.39	222.72	244.75	208.83	212.36	172.85
Nov	212.26	219.26	247.62	207.9	206.62	172.72
Dec	208.25	213.09	247.2	205.77	199.17	172.37
2015 Jan	206.11	214.90	248.30	204.71	187.85	173.68
Feb	203.86	212.18	246.75	205.52	180.79	173.23
Mar	203.89	212.84	246.08	205.27	180.97	173.00
Apr	205.65	219.00	245.66	205.98	181.06	172.88
May	207.92	224.47	245.36	206.76	184.03	172.74
Jun	210.37	227.46	245.32	209.87	187.23	172.71
Jul	209.53	224.93	224.93	210.44	185.86	172.57
Aug	208.42	225.90	244.06	210.52	180.27	172.29
Sep	207.60	223.92	249.12	210.64	176.38	171.25
Oct	208.69	228.36	246.91	211.04	176.74	171.31

## 7.9 Index Numbers of Wholesale Prices by Commodities

AGRICULTURE FORESTRY & FISHERY											
Year/month	Wheat	Maize	Rice	Sorghum/ Jowar	Millet/ Bajra	Vegetables	Fresh Fruits	Dry Fruits	Cotton Seeds	Other oil Seeds	Edible Roots Potatoes
(2007-08=100)											
2010-11	159.53	150.61	123.39	195.10	127.61	173.43	129.19	161.97	171.48	141.73	201.45
2011-12	163.44	159.77	149.45	191.12	153.77	211.52	175.48	181.96	189.55	166.98	175.20
2012-13	188.52	174.74	165.42	211.29	177.02	216.66	216.05	181.47	168.92	177.67	162.82
2013-14	227.13	185.28	177.67	279.98	179.06	254.41	226.73	201.66	185.58	178.30	314.12
2014-15	209.29	191.65	172.20	300.13	173.82	255.40	245.60	227.30	208.86	179.03	314.37
2014 Oct	215.03	193.55	182.99	286.45	177.35	302.11	250.21	220.55	186.82	186.54	535.17
Nov	216.76	191.93	181.10	280.16	171.52	285.84	210.77	220.92	188.86	188.07	483.87
Dec	210.79	186.45	172.32	280.16	167.42	213.83	215.51	224.99	192.60	187.36	275.99
2015 Jan	210.71	186.33	168.68	287.71	162.43	199.24	211.03	227.77	199.35	186.61	199.26
Feb	210.66	189.01	166.83	289.98	162.93	180.66	217.00	229.16	208.28	177.61	161.82
Mar	210.62	187.54	162.53	289.73	159.44	188.58	226.58	232.48	203.39	172.36	150.80
Apr	206.14	188.60	163.71	292.62	172.47	262.99	242.95	237.25	215.48	157.14	115.50
May	199.19	198.78	163.53	321.25	189.44	289.71	262.42	238.89	231.37	161.07	106.40
Jun	194.99	196.59	163.26	314.96	200.42	267.36	287.79	240.69	240.08	161.27	144.68
Jul	199.02	194.73	161.31	336.99	203.58	246.36	313.83	241.48	236.29	160.55	152.85
Aug	198.78	197.89	157.78	340.07	207.85	315.25	279.94	238.67	230.46	162.61	150.28
Sep	202.23	197.73	154.60	334.15	204.45	330.75	249.04	236.68	228.37	159.36	172.56
Oct	209.37	191.32	150.22	293.25	200.68	331.56	253.8	238.92	243.34	162.75	184.04

Contd.

## 7.9 Index Numbers of Wholesale Prices by Commodities

Year/month	AGRICULTURE FORESTRY & FISHERY											
	Stimulant & spice crops	Pulses	Sugar crops	Fibre crops	Unmanufactured tobacco	Poultry	Milk from bovine animals	Eggs	Raw animal material / wool	Hides&fur skins wool	Fuel wood in logs	Fishes fresh or chilled
(2007-08=100)												
2010-11	212.69	169.24	287.34	280.76	156.10	163.53	157.40	148.79	113.86	106.92	151.43	136.35
2011-12	187.89	212.28	273.92	195.07	167.72	186.89	190.29	180.67	134.34	131.07	190.47	144.71
2012-13	184.68	204.81	267.92	193.56	171.49	178.40	213.81	191.02	138.84	139.08	215.48	191.11
2013-14	316.66	186.74	267.92	217.41	186.62	202.88	225.98	200.17	155.22	145.20	238.11	247.73
2014-15	350.96	207.90	277.32	172.23	213.88	193.98	249.87	204.51	173.19	155.20	252.59	270.19
2014 Oct	397.61	193.91	267.92	170.48	208.01	172.75	248.92	218.07	173.82	154.93	246.31	247.49
Nov	362.38	202.21	267.92	163.54	212.62	174.87	250.31	241.19	173.82	156.37	250.46	259.83
Dec	354.12	204.27	267.92	155.90	217.23	192.50	251.69	232.79	178.68	157.14	250.46	274.05
2015 Jan	301.52	212.26	287.55	161.74	217.23	209.94	251.69	245.22	181.52	162.19	256.69	288.90
Feb	281.50	212.31	287.55	161.34	217.23	163.19	251.69	205.24	178.52	159.76	259.53	288.48
Mar	281.74	209.71	286.29	165.63	217.50	167.92	251.69	189.76	177.10	159.92	259.53	286.70
Apr	286.93	209.56	286.29	172.53	217.50	189.61	251.69	170.54	177.10	159.72	259.53	283.89
May	299.29	229.44	286.29	178.69	219.79	214.91	252.55	163.42	174.38	158.90	259.09	282.30
Jun	352.58	233.89	286.29	177.20	220.89	243.62	252.90	175.64	174.22	156.85	259.09	296.17
Jul	348.00	235.73	286.29	159.33	221.18	237.79	252.90	184.87	174.22	155.92	259.53	308.06
Aug	325.37	235.92	286.29	152.62	226.94	199.19	252.90	206.09	173.66	156.45	261.39	339.60
Sep	318.19	234.67	286.29	154.16	227.46	160.74	253.18	194.92	173.66	156.45	262.48	338.86
Oct	306.38	243.87	286.29	172.23	228.38	146.78	254.04	193.56	173.66	155.85	263.57	339.32

Contd.



## 7.9 Index Numbers of Wholesale Prices by Commodities

Year/Month	ORES/MINERALS, GAS & ELECT.				FOOD, BEVERAGES, TOBACCO TEXTILE, APP. LEATHER TEXTILE					
	Coal not Agglomerated	Natural Gas liquified	Salt pure sodium chloride	Electrical Energy	Meat of Animals	Vegetables & fruit Juices	Dried Fruits & Nuts	Fruits & Juices	Vegetable Oil Refined	Vegetable Ghee

(2007-08=100)

2010-11	120.42	157.03	125.80	166.98	174.86	148.78	170.78	133.20	127.91	118.21
2011-12	149.74	193.29	155.69	176.51	214.40	175.93	197.32	155.58	153.33	141.37
2012-13	209.81	197.43	175.78	226.10	228.80	186.93	219.33	158.67	157.94	141.75
2013-14	223.53	203.85	223.53	281.02	238.93	192.48	221.32	166.33	162.31	141.51
2014-15	223.53	202.94	247.76	292.89	257.56	197.17	226.22	172.75	159.75	132.06
2014 Oct	223.53	206.65	247.16	287.44	257.41	196.79	222.26	171.93	163.22	137.60
Nov	223.53	204.85	247.16	295.61	257.41	196.79	227.45	171.93	163.13	137.39
Dec	223.53	203.99	247.16	295.61	257.59	197.07	229.74	171.93	161.32	132.27
2015 Jan	223.53	206.29	247.16	295.61	257.79	198.31	232.57	172.22	159.94	130.81
Feb	223.53	203.03	247.16	295.61	259.95	198.31	228.83	173.27	158.19	129.25
Mar	223.53	201.62	247.16	295.61	260.18	198.31	229.85	173.34	158.10	128.57
Apr	223.53	200.74	248.84	295.61	260.64	199.28	228.25	174.06	155.23	124.33
May	223.53	200.10	248.84	295.61	262.20	199.38	229.34	174.61	153.75	122.65
Jun	223.53	199.99	252.31	295.61	262.20	199.38	228.54	175.80	153.66	122.48
Jul	223.53	200.06	252.31	294.68	262.35	200.07	228.54	177.53	153.56	122.09
Aug	223.53	199.75	252.31	293.09	263.70	200.95	229.85	177.53	152.52	120.70
Sep	235.29	208.83	252.31	293.09	265.13	200.95	230.91	177.53	149.26	119.21
Oct	192.16	209.82	252.31	293.09	266.98	200.95	230.84	177.53	150.19	118.43

Contd.

## 7.9 Index Numbers of Wholesale Prices by Commodities

Year / month	FOOD, BEVERAGES, TOBACCO TEXTILE, APP. LEATHER TEXTILE												
	Oil cakes	Processed Liquid Milk	Milk & cream in solid form	Ice cream	Dairy Product N.E.C	Wheat Flour	Other cereal Flour	Sugar Refined	Chocolate	Sugar Confectionary	Coffee & Tea	SPICES	Other Food Product

(2007-08=100)

2010-11	150.73	154.76	190.61	139.71	141.43	146.53	135.02	251.13	99.77	101.52	165.31	162.42	244.90
2011-12	149.51	182.39	170.43	155.81	184.52	151.98	163.80	229.24	100.35	100.56	192.23	267.98	301.28
2012-13	166.19	207.70	171.54	172.43	207.02	172.24	194.72	201.93	99.19	101.34	203.24	279.84	319.16
2013-14	191.83	211.76	196.23	210.37	220.93	205.78	139.04	206.98	99.19	102.28	215.49	193.08	308.00
2014-15	203.54	243.81	219.96	219.91	239.23	198.20	149.19	217.88	99.19	103.59	192.27	189.96	295.24
2014 Oct	203.69	242.78	221.48	219.91	237.45	202.07	138.03	224.22	99.19	102.28	186.74	188.66	296.60
Nov	198.27	242.78	222.04	219.91	237.72	202.78	140.16	218.74	99.19	102.28	188.05	188.69	296.60
Dec	200.15	245.21	222.24	219.91	238.90	202.20	142.81	204.57	99.19	102.28	188.37	188.69	296.60
2015 Jan	198.84	245.21	222.86	219.91	238.90	200.35	148.21	206.01	99.19	102.28	189.39	189.65	298.01
Feb	197.37	252.28	220.24	219.91	239.22	198.41	148.22	205.44	99.19	102.28	194.48	189.66	298.34
Mar	186.18	253.81	221.70	219.91	239.38	198.06	144.94	204.82	99.19	102.28	195.98	189.66	294.23
Apr	200.07	251.52	221.70	219.91	243.80	194.97	146.98	220.03	99.19	102.28	203.67	189.90	294.23
May	206.29	251.52	220.36	219.91	243.80	192.24	173.87	226.96	99.19	102.28	204.59	189.82	292.02
Jun	198.51	251.52	220.46	219.91	243.80	189.05	194.60	235.88	99.19	118.04	206.65	189.97	292.02
Jul	194.96	248.71	220.46	219.91	243.80	190.27	210.16	249.40	99.19	118.04	210.96	189.84	292.02
Aug	199.15	248.71	219.44	219.91	244.55	191.08	214.97	249.46	99.19	118.04	233.14	188.81	292.02
Sep	193.65	248.71	216.31	219.91	244.55	192.14	214.96	246.52	101.06	118.83	240.86	188.73	292.02
Oct	202.18	247.18	216.39	219.91	244.60	197.66	220.69	233.67	101.06	118.83	246.32	188.53	292.02

Contd.

## 7.9 Index number of wholesale prices by commodities

Year/month	FOOD, BEVERAGES, TOBACCO TEXTILE, APP. LEATHER TEXTILE									
	Mineral Water	Beverages	Tobacco Product	Cotton Yarn	Nylon Yarn	Blended Yarn	Woven Fabrics	Cotton Fabrics	Other Fabrics	Silk & Reyon Fabrics

(2007-08=100)

2010-11	127.10	120.80	168.69	182.87	174.17	195.31	129.39	137.84	126.16	125.75
2011-12	163.62	133.28	175.62	196.06	190.80	194.74	163.54	167.42	154.74	139.06
2012-13	168.78	137.45	208.80	208.38	181.46	193.63	196.76	175.90	166.96	152.04
2013-14	182.07	151.87	246.42	213.03	178.22	198.57	222.82	189.15	182.16	161.87
2014-15	186.75	170.90	296.01	180.86	157.07	189.75	247.06	199.86	207.66	177.39
2014 Oct	185.63	171.52	290.52	190.52	164.37	193.92	237.79	200.51	206.11	176.47
Nov	185.63	171.52	290.52	186.79	161.23	194.74	237.79	200.51	206.11	177.28
Dec	185.63	171.52	290.52	177.90	158.14	191.73	258.39	200.51	206.11	177.28
2015 Jan	187.86	171.52	290.52	172.44	156.04	190.28	258.39	200.51	207.48	177.28
Feb	187.86	171.52	290.52	171.00	154.23	185.12	258.39	200.51	209.87	179.89
Mar	187.86	171.62	290.52	170.43	150.22	182.56	258.39	201.34	212.61	179.89
Apr	187.86	171.62	290.52	170.12	150.22	182.72	258.39	201.34	212.61	181.33
May	187.86	171.95	290.52	170.81	150.22	184.93	258.39	201.34	213.71	181.33
Jun	187.86	171.95	356.45	171.27	150.22	189.54	258.39	201.34	213.71	181.33
Jul	188.22	171.95	356.45	171.27	150.22	188.86	258.39	201.65	214.27	183.23
Aug	188.22	171.95	356.45	167.45	150.22	185.58	258.39	201.65	214.27	183.23
Sep	188.35	171.95	356.45	167.64	147.08	184.15	265.37	201.65	217.95	186.80
Oct	188.35	171.95	356.45	169.21	147.08	183.55	265.37	201.65	217.95	186.80

Contd.

## 7.9 Index number of wholesale prices by commodities

Year / month	FOOD, BEVERAGES, TOBACCO TEXTILE, APP. LEATHER TEXTILE										
	Towels	Blankets	Bedsheet	Quilt	Woolen Carpets	Synthetic Carpets	Hosiery Product	Ready made Garments	Leather without Hairs	Other Leather N.E.C	Foot wears

(2007-08=100)

2010-11	141.55	123.47	132.06	128.15	104.56	143.26	126.73	114.24	107.07	112.02	101.48
2011-12	181.78	150.59	165.52	144.49	105.11	147.81	155.38	125.21	109.08	120.09	110.49
2012-13	202.34	179.22	201.81	150.78	106.55	116.43	176.65	137.23	111.60	130.47	134.42
2013-14	231.49	205.36	230.69	166.21	110.96	115.50	191.70	156.73	168.48	288.58	134.22
2014-15	257.45	230.50	249.94	187.32	130.72	124.64	212.44	184.42	215.90	221.91	134.22
2014 Oct	250.33	230.00	247.46	179.47	132.14	126.27	210.35	186.77	212.86	214.36	134.22
Nov	260.85	232.93	249.35	188.74	132.14	126.27	210.35	186.77	215.02	215.39	134.22
Dec	265.62	235.86	253.21	191.05	132.14	126.27	215.35	186.77	215.02	215.39	134.22
2015 Jan	265.62	235.86	253.21	196.84	132.14	126.27	215.35	186.77	215.02	215.39	134.22
Feb	265.62	235.86	253.21	196.84	132.14	126.27	216.06	186.77	215.02	213.42	134.22
Mar	265.62	235.86	255.40	196.84	132.14	126.27	216.06	186.77	207.72	212.39	134.22
Apr	265.62	235.86	256.29	196.84	132.14	126.27	218.08	186.77	215.06	212.39	134.22
May	265.62	235.86	256.29	196.84	132.14	126.27	218.08	188.82	221.97	212.39	134.22
Jun	267.20	235.86	256.29	196.84	132.14	126.27	220.66	193.27	212.68	206.27	134.22
Jul	267.20	235.86	256.29	196.84	132.14	126.27	220.66	193.27	212.68	206.27	134.22
Aug	267.20	235.86	256.29	196.84	132.14	126.27	220.66	193.27	212.68	206.27	134.22
Sep	267.20	235.86	256.29	196.84	132.14	126.27	220.66	193.27	221.97	206.27	134.22
Oct	267.20	235.86	256.29	196.84	132.14	126.27	222.88	193.27	221.97	206.27	134.22

Contd.

## 7.9 Index number of wholesale prices by commodities

Year/month	OTHER TRANSPORTABLE GOODS												
	Timber	Printing Paper	Hard Board	Coke	Motor Sprit	Diesel Oil	Kerosine Oil	Furnace Oil	Mobile Oil	Chemicals	Dying Materials	Fertilizers	Pesticides
(2007-08=100)													
2010-11	127.27	106.84	110.16	139.84	126.84	194.78	196.30	154.78	150.55	123.06	106.61	174.65	135.09
2011-12	139.00	127.83	150.70	159.41	155.00	240.05	241.84	200.78	173.18	144.52	105.67	258.65	164.20
2012-13	149.51	158.66	193.63	163.45	168.70	257.74	260.42	177.08	183.78	154.14	105.42	261.38	195.99
2013-14	170.36	169.84	220.14	163.45	184.99	271.23	283.49	176.90	194.20	171.90	115.91	266.33	227.17
2014-15	195.72	167.58	218.10	163.45	147.81	214.81	228.04	132.51	201.20	196.13	145.04	272.04	281.42
2014 Oct	189.35	169.34	229.17	163.45	175.05	254.48	277.92	159.86	201.53	196.00	143.77	270.24	266.71
Nov	190.70	169.34	229.17	163.45	159.11	235.67	254.18	157.65	201.53	198.36	143.77	270.69	266.71
Dec	196.61	169.34	229.17	163.45	142.78	219.90	242.40	134.79	201.53	198.36	143.77	272.69	283.64
2015 Jan	202.05	169.34	229.17	163.45	132.22	195.49	209.53	101.36	201.53	199.84	145.16	274.54	290.15
Feb	202.05	167.70	221.35	163.45	118.71	175.03	178.93	95.56	201.53	197.65	146.55	275.65	290.39
Mar	202.05	162.79	197.92	163.45	118.71	175.03	178.93	100.86	200.74	196.79	146.55	273.84	290.39
Apr	202.05	162.72	197.92	163.45	125.47	178.33	178.93	94.70	200.74	195.03	146.55	272.54	293.74
May	202.05	164.56	197.92	163.45	125.47	178.33	178.93	114.06	200.65	194.51	146.55	272.00	293.74
Jun	203.35	164.56	197.92	163.45	131.39	187.52	178.93	117.51	201.05	194.51	146.55	272.17	301.98
Jul	204.34	164.56	197.92	163.45	131.39	187.52	178.93	107.57	201.05	192.95	146.55	272.80	306.30
Aug	204.34	164.56	197.92	163.45	129.65	177.90	165.55	90.81	199.10	187.61	146.55	271.71	306.30
Sep	208.04	164.56	197.92	163.45	124.58	170.11	152.12	76.67	199.10	187.25	146.55	275.23	306.30
Oct	213.18	164.56	197.92	163.45	124.58	170.11	152.12	79.32	199.78	186.09	146.55	274.03	312.37

Contd.

## 7.9 Index number of wholesale prices by commodities

Year / month	OTHER TRANSPORTABLE GOODS												
	Insecti- cides	Paints & Varnishes	Medicines	Soaps & Detergent	Auto Tyers	Plastic Products	Glass Sheets	Other Glass Articles	Ceramics & Sanitary	Bricks Blocks & Tiles	Cement	Bed Foams	Matches

(2007-08=100)

2010-11	125.88	151.75	115.64	130.52	147.14	135.05	152.83	175.04	129.49	140.85	140.80	113.46	111.73
2011-12	125.90	187.97	117.18	151.04	171.17	179.77	168.41	206.10	136.90	165.89	162.19	126.38	118.84
2012-13	120.85	237.85	138.59	167.01	180.56	193.02	192.56	199.82	158.32	176.20	185.77	141.29	132.57
2013-14	143.37	260.43	139.76	180.26	185.96	201.16	207.04	212.10	182.46	193.91	203.42	148.32	143.20
2014-15	160.37	285.05	144.94	178.53	190.42	216.58	220.72	234.52	213.29	206.14	208.01	154.60	146.44
2014 Oct	179.64	280.05	144.59	177.77	188.28	210.90	209.86	227.13	212.17	204.18	210.17	150.83	143.20
Nov	177.41	280.05	144.94	177.83	188.28	214.92	209.86	230.45	212.17	205.47	209.76	155.17	143.20
Dec	172.37	285.78	145.19	178.23	192.43	218.51	226.39	242.20	216.53	206.80	208.92	156.67	143.20
2015 Jan	149.54	288.63	145.19	178.31	192.43	221.88	226.39	242.20	216.53	204.99	208.27	156.67	143.20
Feb	134.91	288.63	145.19	178.31	192.43	222.47	228.76	242.89	216.99	206.92	207.84	156.67	143.20
Mar	142.24	291.17	145.19	178.14	192.43	222.47	228.76	243.63	218.62	208.60	206.83	156.67	143.20
Apr	143.34	291.69	145.19	178.14	191.36	222.47	228.76	243.63	219.25	209.76	206.86	156.67	143.20
May	141.69	291.69	145.19	180.40	191.36	225.35	230.11	243.63	219.45	210.12	207.25	156.67	162.62
Jun	141.69	291.69	145.19	180.02	191.36	225.60	230.11	243.63	219.58	209.47	207.25	156.67	162.62
Jul	140.84	291.69	145.20	180.02	191.78	228.67	231.30	243.63	221.02	209.47	207.29	156.67	162.62
Aug	138.59	295.36	145.20	180.05	191.78	228.34	231.30	243.63	221.62	209.99	206.97	156.67	162.62
Sep	138.59	295.36	145.71	180.67	192.83	228.35	231.30	243.63	227.13	209.99	206.87	156.67	162.62
Oct	138.59	295.36	146.38	180.67	192.83	231.05	231.30	243.63	227.13	216.83	206.70	156.67	162.62

Contd.

## 7.9 Index number of wholesale prices by commodities

Year/month	METAL PRODUCT MACHINERY & EQUIP									
	Pig Iron	Steel Bars & Sheets	Pipe Fittings	Steel Products	Engine & Motors	Vacuum Pumps	Air Conditioners	Cultivators	Chuff Cutter	Tractors
(2007-08=100)										
2010-11	128.97	116.14	129.52	125.59	106.23	112.44	147.52	172.18	127.89	152.78
2011-12	128.97	133.06	140.66	152.22	109.07	115.39	165.34	184.47	131.97	177.34
2012-13	128.97	134.92	143.38	162.79	109.07	115.39	174.17	187.71	140.67	161.96
2013-14	128.97	140.15	163.38	169.47	109.07	115.39	180.79	215.46	146.36	188.81
2014-15	128.97	144.81	189.28	173.11	109.07	115.39	195.28	224.52	149.20	214.54
2014 Oct	128.97	150.97	191.94	173.74	109.07	115.39	195.53	226.90	149.20	214.54
Nov	128.97	148.95	191.94	173.80	109.07	115.39	195.53	226.90	149.20	214.54
Dec	128.97	145.97	191.94	173.80	109.07	115.39	195.53	226.90	149.20	214.54
2015 Jan	128.97	144.48	191.94	173.80	109.07	115.39	195.53	226.90	149.20	214.54
Feb	128.97	141.59	191.94	173.80	109.07	115.39	196.18	226.90	149.20	214.54
Mar	128.97	140.43	191.94	173.80	109.07	115.39	196.18	219.76	149.20	214.54
Apr	128.97	140.03	191.94	173.88	109.07	115.39	197.69	219.76	149.20	214.54
May	128.97	139.25	191.94	173.88	109.07	115.39	199.53	219.76	149.20	214.54
Jun	128.97	138.84	193.53	173.54	109.07	115.39	199.53	219.76	149.20	214.54
Jul	128.97	138.82	193.53	173.54	109.07	115.39	199.53	219.76	149.20	214.54
Aug	128.97	136.92	192.08	173.54	109.07	115.39	199.53	219.76	149.20	214.54
Sep	128.97	130.45	192.08	173.54	109.07	115.39	200.18	219.76	149.20	214.54
Oct	128.97	129.32	192.08	173.54	109.07	115.39	200.18	219.76	149.20	205.43

Contd.

## 7.9 Index number of wholesale prices by commodities

Year / month	METAL PRODUCT MACHINERY & EQUIP								
	Lathe Machine	Concrete Mixer	Refrige Wash & Sew mach Iron	Electrical Wires	Lighting Equip-ments	Radio & Television	Motor Vehicles	Motor Cycles	Bicycles

(2007-08=100)

2010-11	142.43	135.46	138.87	142.63	115.71	122.93	142.13	116.77	134.71
2011-12	147.58	138.83	162.92	160.69	141.05	130.71	155.07	122.52	166.65
2012-13	147.68	138.83	167.54	160.01	147.57	127.52	170.90	125.06	177.20
2013-14	186.40	138.83	188.44	173.65	163.03	126.49	179.74	125.61	181.58
2014-15	208.81	138.83	197.51	186.83	166.63	126.49	182.92	127.07	184.24
2014 Oct	208.81	138.83	196.81	184.79	164.95	126.49	183.03	126.92	182.84
Nov	208.81	138.83	197.85	184.79	165.30	126.49	183.03	126.92	182.84
Dec	208.81	138.83	198.06	190.43	165.30	126.49	183.03	128.20	182.84
2015 Jan	208.81	138.83	198.06	190.43	168.19	126.49	183.03	128.20	185.63
Feb	208.81	138.83	198.16	190.87	168.19	126.49	183.03	128.20	185.63
Mar	208.81	138.83	198.16	190.87	168.19	126.49	183.03	128.20	185.63
Apr	208.81	138.83	198.20	190.87	168.19	126.49	183.03	125.89	185.63
May	208.81	138.83	198.30	187.86	168.19	126.49	183.03	125.89	185.63
Jun	208.81	138.83	198.62	187.86	168.19	126.49	183.03	125.89	185.63
Jul	208.81	138.83	198.62	187.86	167.30	126.49	183.03	125.89	185.63
Aug	208.81	138.83	198.62	192.45	167.30	126.49	183.03	125.89	185.63
Sep	208.81	138.83	198.62	192.45	167.30	126.49	183.03	125.89	185.63
Oct	208.81	138.83	200.25	195.19	167.30	126.49	183.03	125.89	185.63

Contd.



## 7.10 Intercity Wholesale Prices of Selected Commodities

Group/Commodity/Item Specification	Unit	City	Prices (Rs.)			% Change in Sept., 2015 Over	
			Oct., 2015	Sept., 2015	Oct., 2014	Sept., 2015	Oct., 2014
<b>1. Agriculture Forestry &amp; Fishery</b>							
<b>001. Wheat</b>							
0111201. WHEAT AVG. QLTY.	100 KG.	LAH	3437.50	3362.50	3437.50	2.23	0.00
		FAS	3400.00	3150.00	3331.00	7.94	2.07
		RAW	3525.00	3425.00	3650.00	2.92	-3.42
		MUL	3200.00	3100.00	3400.00	3.23	-5.88
		GUJ	3112.50	3112.50	3250.00	0.00	-4.23
		SAH	3225.00	3087.50	3281.50	4.45	-1.72
		SAR	3175.00	3075.00	3175.00	3.25	0.00
		SKT	3375.00	3375.00	3425.00	0.00	-1.46
		BPR	3287.50	3105.00	3337.50	5.88	-1.50
		GJT	3200.00	3050.00	3300.00	4.92	-3.03
		KSR	3375.00	3325.00	3412.50	1.50	-1.10
		KAR	3700.00	3500.00	3400.00	5.71	8.82
		HYD	3400.00	3150.00	3400.00	7.94	0.00
		SKR	3400.00	3000.00	3400.00	13.33	0.00
		LRK	2750.00	2750.00	3125.00	0.00	-12.00
		MPK	3200.00	3170.00	3300.00	0.95	-3.03
		NWB	3200.00	3500.00	3550.00	-8.57	-9.86
		PSH	3000.00	2725.00	3400.00	10.09	-11.76
		BNU	3425.00	3300.00	3500.00	3.79	-2.14
<b>002. Maize</b>							
0112201. MAIZE AVG. QLTY.	40 KG.	LAH	950.00	950.00	1150.00	0.00	-17.39
		FAS	1000.00	1250.00	1000.00	-20.00	0.00
		RAW	1187.50	1187.50	1175.00	0.00	1.06
		SAR	1375.00	1350.00	1000.00	1.85	37.50
		KSR	950.00	950.00	1150.00	0.00	-17.39
		KAR	1520.00	1520.00	1460.00	0.00	4.11
		HYD	1125.00	1225.00	1275.00	-8.16	-11.76
		PSH	890.00	960.00	975.00	-7.29	-8.72
		BNU	1400.00	1400.00	1350.00	0.00	3.70
		QTA	1390.00	1390.00	1390.00	0.00	0.00
<b>003. Rice</b>							
0113201. RICE BASMATI SUP. QLTY.	40 KG.	LAH	3600.00	3900.00	4900.00	-7.69	-26.53
		FAS	2750.00	2750.00	4250.00	0.00	-35.29
		RAW	4750.00	4900.00	5150.00	-3.06	-7.77
		MUL	3350.00	3700.00	4250.00	-9.46	-21.18
		GUJ	2700.00	2900.00	4750.00	-6.90	-43.16
		SKT	2350.00	2500.00	4800.00	-6.00	-51.04
		KAR	4050.00	4050.00	5000.00	0.00	-19.00
		HYD	3900.00	3900.00	4725.00	0.00	-17.46
		MPK	3600.00	4200.00	4600.00	-14.29	-21.74
		PSH	3650.00	3650.00	4875.00	0.00	-25.13
		MNG	3350.00	3350.00	4400.00	0.00	-23.86
		QTA	4800.00	4800.00	5200.00	0.00	-7.69
0113202. RICE BASMATI BROKEN AVG. QLTY.	40 KG.	LAH	2150.00	2350.00	2875.00	-8.51	-25.22
		RAW	2850.00	3000.00	3275.00	-5.00	-12.98
		GUJ	2000.00	2100.00	2600.00	-4.76	-23.08
		SAH	1625.00	1700.00	2200.00	-4.41	-26.14
		SKT	1800.00	1800.00	2550.00	0.00	-29.41
		BPR	2100.00	2100.00	2100.00	0.00	0.00
		GJT	1850.00	1850.00	2600.00	0.00	-28.85
		KSR	2150.00	2400.00	2825.00	-10.42	-23.89
		KAR	1980.00	1980.00	2840.00	0.00	-30.28
		HYD	1900.00	1900.00	2450.00	0.00	-22.45
		SKR	1600.00	2000.00	2500.00	-20.00	-36.00
		LRK	2800.00	3200.00	3200.00	-12.50	-12.50

Contd.

## 7.10 Intercity Wholesale Prices of Selected Commodities

Group/Commodity/Item Specification	Unit	City	Prices (Rs.)			% Change in	
			Oct., 2015	Sept., 2015	Oct., 2014	Sept., 2015	Oct., 2014
		MPK	1300.00	1400.00	1900.00	-7.14	-31.58
		PSH	1950.00	1950.00	2600.00	0.00	-25.00
		BNU	1650.00	1650.00	1650.00	0.00	0.00
		QTA	2900.00	2900.00	3300.00	0.00	-12.12
0113203. RICE IRRI-9 PUNJAB	40 KG.	LAH	2050.00	2175.00	2325.00	-5.75	-11.83
		FAS	1450.00	1600.00	2750.00	-9.38	-47.27
		RAW	2050.00	2150.00	2425.00	-4.65	-15.46
		SAR	1650.00	1650.00	1800.00	0.00	-8.33
		SKT	1600.00	1600.00	1600.00	0.00	0.00
		QTA	1360.00	1360.00	1560.00	0.00	-12.82
0113204. RICE IRRI-6 SINDH	40 KG.	KAR	1330.00	1330.00	1860.00	0.00	-28.49
		HYD	1525.00	1525.00	1625.00	0.00	-6.15
		SKR	1320.00	1340.00	1600.00	-1.49	-17.50
		LRK	1200.00	1200.00	1400.00	0.00	-14.29
		NWB	1630.00	1630.00	1630.00	0.00	0.00
		PSH	1360.00	1360.00	1600.00	0.00	-15.00
		QTA	1600.00	1600.00	1520.00	0.00	5.26
004. Sorghum / Jowar							
0114201. JOWAR AVG. QLTY.	40 KG.	LAH	1550.00	1550.00	1900.00	0.00	-18.42
		FAS	1150.00	1800.00	1250.00	-36.11	-8.00
		SAR	2550.00	3325.00	2150.00	-23.31	18.60
		GJT	2200.00	2200.00	1800.00	0.00	22.22
		KAR	1510.00	1510.00	1100.00	0.00	37.27
		HYD	1200.00	1400.00	1750.00	-14.29	-31.43
		PSH	1490.00	1490.00	1430.00	0.00	4.20
005. Millet / Bajra							
0118201. BAJRA AVG. QLTY.	40 KG.	LAH	1225.00	1225.00	1125.00	0.00	8.89
		FAS	1300.00	1300.00	1085.00	0.00	19.82
		SAR	1350.00	1400.00	1225.00	-3.57	10.20
		GJT	1162.00	1335.00	1000.00	-12.96	16.20
		KAR	1290.00	1290.00	1220.00	0.00	5.74
		HYD	1300.00	1280.00	1150.00	1.56	13.04
		PSH	1420.00	1387.00	1190.00	2.38	19.33
006. Vegetables							
0121301. CAULIFLOWER AVG. QLTY.	100 KG.	LAH	3100.00	0.00	2550.00	-----	21.57
		FAS	3200.00	0.00	1400.00	-----	128.57
		MUL	4250.00	0.00	3450.00	-----	23.19
		SKT	5000.00	0.00	4450.00	-----	12.36
		KAR	2025.00	0.00	2900.00	-----	-30.17
		SKR	4000.00	0.00	3000.00	-----	33.33
		MPK	2200.00	0.00	2200.00	-----	0.00
		PSH	1600.00	0.00	4550.00	-----	-64.84
		QTA	4200.00	0.00	2200.00	-----	90.91
0122201. CUCUMBER (KHEERA) AVG. QLTY.	100 KG.	LAH	4100.00	5100.00	4250.00	-19.61	-3.53
		FAS	4100.00	7000.00	4500.00	-41.43	-8.89
		RAW	5050.00	5750.00	5100.00	-12.17	-0.98
		MUL	4750.00	8250.00	6750.00	-42.42	-29.63
		GUJ	4500.00	4250.00	4500.00	5.88	0.00
		SAR	4425.00	7450.00	6725.00	-40.60	-34.20
		SKT	4500.00	6000.00	6750.00	-25.00	-33.33
		KAR	3500.00	3750.00	3100.00	-6.67	12.90
		HYD	6000.00	5500.00	6750.00	9.09	-11.11
		SKR	5000.00	4000.00	4000.00	25.00	25.00
		PSH	4000.00	5000.00	4850.00	-20.00	-17.53
		BNU	2600.00	2600.00	4500.00	0.00	-42.22
		QTA	3200.00	6600.00	4200.00	-51.52	-23.81

Contd.

## 7.10 Intercity Wholesale Prices of Selected Commodities

Group/Commodity/Item Specification	Unit	City	Prices (Rs.)			% Change in Sept., 2015 Over			
			Oct., 2015	Sept., 2015	Oct., 2014	Sept., 2015	Oct., 2014		
0122401. TOMATOES AVG. QLTY.	40 KG.	LAH	1875.00	1150.00	2550.00	63.04	-26.47		
		FAS	1700.00	1400.00	1900.00	21.43	-10.53		
		RAW	1625.00	1725.00	1975.00	-5.80	-17.72		
		MUL	1650.00	1450.00	1700.00	13.79	-2.94		
		GUJ	2500.00	1650.00	1900.00	51.52	31.58		
		SAH	1860.00	1860.00	1625.00	0.00	14.46		
		SAR	2050.00	1450.00	1835.00	41.38	11.72		
		SKT	2000.00	1800.00	2800.00	11.11	-28.57		
		BPR	2600.00	1880.00	1680.00	38.30	54.76		
		GJT	1850.00	2000.00	2000.00	-7.50	-7.50		
		KAR	2260.00	660.00	1560.00	242.42	44.87		
		HYD	2550.00	2000.00	2400.00	27.50	6.25		
		SKR	2200.00	1046.40	2087.00	110.24	5.41		
		LRK	3200.00	2350.00	3000.00	36.17	6.67		
		MPK	2200.00	1600.00	1400.00	37.50	57.14		
		0124101. TURNIP AVG. QLTY.	100 KG.	PSH	1500.00	950.00	1550.00	57.89	-3.23
				BNU	1600.00	1500.00	1700.00	6.67	-5.88
MNG	1800.00			1400.00	1350.00	28.57	33.33		
QTA	2480.00			1080.00	2100.00	129.63	18.10		
LAH	3650.00			0.00	3950.00	-----	-7.59		
FAS	3300.00			0.00	1800.00	-----	83.33		
RAW	3025.00			0.00	3950.00	-----	-23.42		
MUL	2750.00			0.00	1300.00	-----	111.54		
SKT	4000.00			0.00	5000.00	-----	-20.00		
KAR	1820.00			0.00	2100.00	-----	-13.33		
0124201. GARLIC	40 KG.	SKR	2000.00	0.00	2200.00	-----	-9.09		
		PSH	1950.00	0.00	4650.00	-----	-58.06		
		MNG	4250.00	0.00	3500.00	-----	21.43		
		QTA	2200.00	0.00	2200.00	-----	0.00		
		LAH	5460.00	5315.00	4475.00	2.73	22.01		
		FAS	4250.00	4250.00	3400.00	0.00	25.00		
		RAW	5175.00	4350.00	3550.00	18.97	45.77		
		SAR	5850.00	5450.00	4235.00	7.34	38.13		
		SKT	6100.00	5600.00	4000.00	8.93	52.50		
		GJT	5400.00	5200.00	4000.00	3.85	35.00		
0124301. ONIONS DRY AVG. QLTY.	40 KG.	KAR	4830.00	5100.00	3700.00	-5.29	30.54		
		HYD	5450.00	5450.00	3600.00	0.00	51.39		
		SKR	4400.00	5400.00	3700.00	-18.52	18.92		
		PSH	6200.00	6000.00	5200.00	3.33	19.23		
		MNG	6000.00	5600.00	3975.00	7.14	50.94		
		QTA	6200.00	4600.00	4200.00	34.78	47.62		
		LAH	1425.00	1425.00	1410.00	0.00	1.06		
		FAS	1400.00	1400.00	1500.00	0.00	-6.67		
		RAW	2025.00	1975.00	1625.00	2.53	24.62		
		MUL	1700.00	1700.00	1300.00	0.00	30.77		
		GUJ	1850.00	1900.00	1300.00	-2.63	42.31		
		SAH	1640.00	1475.00	1200.00	11.19	36.67		
		SAR	1290.00	1735.00	1260.00	-25.65	2.38		
		SKT	1900.00	1450.00	1600.00	31.03	18.75		
		BPR	2040.00	2080.00	1520.00	-1.92	34.21		
		GJT	1850.00	1900.00	1440.00	-2.63	28.47		
		KSR	1470.00	1470.00	1150.00	0.00	27.83		
		KAR	1350.00	1610.00	1020.00	-16.15	32.35		
		HYD	1600.00	1500.00	1350.00	6.67	18.52		
		SKR	1350.00	1350.00	925.00	0.00	45.95		
LRK	1920.00	1800.00	1400.00	6.67	37.14				
MPK	1350.00	1400.00	1000.00	-3.57	35.00				

Contd.

## 7.10 Intercity Wholesale Prices of Selected Commodities

Group/Commodity/Item Specification	Unit	City	Prices (Rs.)			% Change in Sept., 2015 Over	
			Oct., 2015	Sept., 2015	Oct., 2014	Sept., 2015	Oct., 2014
		NWB	2000.00	1600.00	1600.00	25.00	25.00
		PSH	1700.00	1700.00	1300.00	0.00	30.77
		BNU	1600.00	1600.00	1300.00	0.00	23.08
		MNG	5000.00	5000.00	1050.00	0.00	376.19
		QTA	1780.00	1080.00	850.00	64.81	109.41
0124901. RADDISH AVG. QLT.	100 KG.	RAW	2550.00	4550.00	1900.00	-43.96	34.21
		MUL	1250.00	0.00	3100.00	-----	-59.68
		GUJ	1162.50	4500.00	1700.00	-74.17	-31.62
		SAR	2550.00	3675.00	2295.00	-30.61	11.11
		SKT	2500.00	2000.00	3200.00	25.00	-21.88
		KAR	1550.00	1240.00	2100.00	25.00	-26.19
		MPK	3200.00	0.00	3000.00	-----	6.67
		PSH	3750.00	0.00	3750.00	-----	0.00
0124902. LADY FINGER AVG. QLT.	100 KG.	LAH	3900.00	3900.00	3850.00	0.00	1.30
		FAS	3375.00	3375.00	2500.00	0.00	35.00
		RAW	4050.00	4100.00	3450.00	-1.22	17.39
		MUL	4250.00	4250.00	4750.00	0.00	-10.53
		SKT	4500.00	5500.00	8000.00	-18.18	-43.75
		KAR	3100.00	3650.00	4100.00	-15.07	-24.39
		SKR	4000.00	3500.00	4000.00	14.29	0.00
		PSH	6250.00	4550.00	5200.00	37.36	20.19
		BNU	5000.00	5000.00	5000.00	0.00	0.00
		QTA	5200.00	7600.00	6200.00	-31.58	-16.13
0124903. TINDA AVG. QLT.	100 KG.	LAH	5300.00	5450.00	5050.00	-2.75	4.95
		FAS	6500.00	7500.00	6500.00	-13.33	0.00
		RAW	5250.00	5250.00	4550.00	0.00	15.38
		MUL	8250.00	8250.00	7250.00	0.00	13.79
		SKT	7500.00	6500.00	8000.00	15.38	-6.25
		KAR	2150.00	2650.00	3900.00	-18.87	-44.87
		SKR	4000.00	3500.00	3000.00	14.29	33.33
		MPK	4300.00	3400.00	6500.00	26.47	-33.85
		PSH	5750.00	5250.00	6100.00	9.52	-5.74
		MNG	4250.00	6000.00	4750.00	-29.17	-10.53
0124904. BRINJAL AVG. QLT.	100 KG.	LAH	1650.00	1060.00	2950.00	55.66	-44.07
		FAS	2375.00	900.00	1100.00	163.89	115.91
		MUL	2250.00	1750.00	2250.00	28.57	0.00
		SAR	3250.00	1550.00	1660.00	109.68	95.78
		SKT	3750.00	2500.00	2750.00	50.00	36.36
		KAR	1700.00	1450.00	1450.00	17.24	17.24
		SKR	1000.00	1750.00	1250.00	-42.86	-20.00
		MPK	2200.00	1600.00	1100.00	37.50	100.00
		PSH	2750.00	2475.00	2550.00	11.11	7.84
		BNU	2000.00	2000.00	1950.00	0.00	2.56
		QTA	2600.00	2600.00	1800.00	0.00	44.44
0124905. BOTTLE GOURD (LOKI)	100 KG.	LAH	2250.00	2250.00	3250.00	0.00	-30.77
		FAS	3900.00	3250.00	900.00	20.00	333.33
		RAW	3250.00	3250.00	4350.00	0.00	-25.29
		KAR	1050.00	1550.00	1300.00	-32.26	-19.23
		HYD	5000.00	4500.00	3500.00	11.11	42.86
		SKR	3000.00	2000.00	2900.00	50.00	3.45
		PSH	3100.00	2450.00	3350.00	26.53	-7.46
		BNU	2000.00	2000.00	2500.00	0.00	-20.00
0124906. KARELLA	100 KG.	LAH	4900.00	5100.00	5550.00	-3.92	-11.71
		FAS	7500.00	8500.00	4500.00	-11.76	66.67
		RAW	6350.00	6350.00	4450.00	0.00	42.70
		SAR	7150.00	3700.00	7365.00	93.24	-2.92
		KAR	2900.00	2900.00	1700.00	0.00	70.59

Contd.

## 7.10 Intercity Wholesale Prices of Selected Commodities

Group/Commodity/Item Specification	Unit	City	Prices (Rs.)			% Change in Sept., 2015 Over	
			Oct., 2015	Sept., 2015	Oct., 2014	Sept., 2015	Oct., 2014
		HYD	7500.00	5500.00	4500.00	36.36	66.67
		SKR	4500.00	4500.00	2400.00	0.00	87.50
		PSH	3500.00	3250.00	3250.00	7.69	7.69
		BNU	4500.00	4500.00	3600.00	0.00	25.00
007. Fresh Fruits							
0131201. BANANA AVG. QLTY.	DOZ.	LAH	33.50	41.00	61.00	-18.29	-45.08
		FAS	43.75	52.50	55.00	-16.67	-20.45
		RAW	53.75	87.50	55.00	-38.57	-2.27
		MUL	52.50	67.50	62.50	-22.22	-16.00
		GUJ	42.50	42.50	50.00	0.00	-15.00
		SKT	45.00	40.00	60.00	12.50	-25.00
		BPR	52.50	52.50	52.50	0.00	0.00
		GJT	42.50	50.00	50.00	-15.00	-15.00
		KAR	26.00	33.00	31.00	-21.21	-16.13
		HYD	47.50	47.50	46.50	0.00	2.15
		SKR	35.00	40.00	32.50	-12.50	7.69
		MPK	20.00	20.00	25.00	0.00	-20.00
		PSH	47.50	47.50	52.50	0.00	-9.52
		MNG	75.00	92.50	75.00	-18.92	0.00
0131701. PAPAYA (PAPETA)	40 KG.	LAH	4650.00	4650.00	3350.00	0.00	38.81
		KAR	4900.00	2320.00	3300.00	111.21	48.48
		HYD	2100.00	2100.00	2100.00	0.00	0.00
		MPK	2800.00	2600.00	1500.00	7.69	86.67
0133001. GRAPES (ANGOOR) AVG. QLTY.	40 KG.	LAH	6600.00	6900.00	8250.00	-4.35	-20.00
		RAW	3050.00	3250.00	4050.00	-6.15	-24.69
		KAR	2780.00	2925.00	4100.00	-4.96	-32.20
		HYD	5000.00	5000.00	6800.00	0.00	-26.47
		SKR	4100.00	5000.00	3142.00	-18.00	30.49
		PSH	3250.00	2900.00	3200.00	12.07	1.56
		QTA	3440.00	3040.00	4000.00	13.16	-14.00
0134401. STRAWBURY	40 KG.	LAH	3350.00	3350.00	2900.00	0.00	15.52
		RAW	5450.00	5450.00	4650.00	0.00	17.20
		KAR	5000.00	5000.00	3800.00	0.00	31.58
		SKR	2500.00	2500.00	3500.00	0.00	-28.57
0135101. APPLE AVG. QLTY.	40 KG.	LAH	2750.00	2750.00	2850.00	0.00	-3.51
		RAW	2725.00	2875.00	2350.00	-5.22	15.96
		MUL	3100.00	2500.00	3100.00	24.00	0.00
		KAR	2100.00	3240.00	1160.00	-35.19	81.03
		HYD	2400.00	2400.00	2000.00	0.00	20.00
		SKR	1200.00	1280.00	1060.00	-6.25	13.21
		PSH	2400.00	2400.00	2550.00	0.00	-5.88
		MNG	3300.00	3300.00	2900.00	0.00	13.79
		QTA	2240.00	2240.00	3800.00	0.00	-41.05
0135102. APPLE SUP. QLTY.	40 KG.	LAH	4250.00	4250.00	5050.00	0.00	-15.84
		RAW	6250.00	6375.00	5350.00	-1.96	16.82
		GJT	4100.00	4900.00	4550.00	-16.33	-9.89
		KAR	3240.00	3620.00	1900.00	-10.50	70.53
		PSH	3225.00	3100.00	3100.00	4.03	4.03
		MNG	4100.00	4100.00	3600.00	0.00	13.89
		QTA	3240.00	3240.00	4800.00	0.00	-32.50
0135501. PEACH(AROO) AVG. QLTY.	40 KG.	LAH	3250.00	3250.00	2650.00	0.00	22.64
		RAW	3950.00	3950.00	1825.00	0.00	116.44
		KAR	2810.00	2810.00	3300.00	0.00	-14.85
		PSH	2800.00	2800.00	2333.00	0.00	20.02
		QTA	7400.00	5000.00	4000.00	48.00	85.00
0135901. GUAVA AVG. QLTY.	40 KG.	LAH	2900.00	2425.00	4250.00	19.59	-31.76
		RAW	2250.00	2450.00	1850.00	-8.16	21.62

Contd.

## 7.10 Intercity Wholesale Prices of Selected Commodities

Group/Commodity/Item Specification	Unit	City	Prices (Rs.)			% Change in Sept., 2015 Over	
			Oct., 2015	Sept., 2015	Oct., 2014	Sept., 2015	Oct., 2014
0136101. WATER MELON	40 KG.	MUL	2300.00	2100.00	1100.00	9.52	109.09
		KAR	1125.00	1410.00	2100.00	-20.21	-46.43
		HYD	1200.00	1200.00	1750.00	0.00	-31.43
		PSH	1600.00	2100.00	2200.00	-23.81	-27.27
		LAH	690.00	690.00	1050.00	0.00	-34.29
		FAS	3000.00	350.00	700.00	757.14	328.57
		RAW	775.00	775.00	1375.00	0.00	-43.64
		MUL	735.00	735.00	750.00	0.00	-2.00
		KSR	745.00	745.00	925.00	0.00	-19.46
		KAR	1200.00	670.00	1240.00	79.10	-3.23
		HYD	2500.00	2500.00	1400.00	0.00	78.57
		SKR	1000.00	1000.00	580.00	0.00	72.41
		PSH	1000.00	1000.00	1100.00	0.00	-9.09
0136102. MUSK MELON (SARDA/GARMA)	40 KG.	QTA	640.00	640.00	760.00	0.00	-15.79
		LAH	2500.00	1150.00	1550.00	117.39	61.29
		RAW	1475.00	1475.00	1275.00	0.00	15.69
		SKT	2000.00	2000.00	1200.00	0.00	66.67
0136103. SWEET MELON (KHURBOZA)	40 KG.	KAR	1640.00	1100.00	2100.00	49.09	-21.90
		PSH	1750.00	1750.00	1640.00	0.00	6.71
		LAH	1690.00	1690.00	1750.00	0.00	-3.43
		RAW	1775.00	1675.00	2125.00	5.97	-16.47
008. Dry Fruits	40 KG.	KAR	1240.00	1100.00	2100.00	12.73	-40.95
		HYD	2400.00	2000.00	2500.00	20.00	-4.00
		LAH	21800.00	21800.00	20500.00	0.00	6.34
		RAW	14750.00	14750.00	11750.00	0.00	25.53
0138101. ALMOND KAGZI(IN SHELL)AVG. QLTY.	40 KG.	MUL	26500.00	26500.00	21000.00	0.00	26.19
		KAR	25000.00	21800.00	17200.00	14.68	45.35
		HYD	21000.00	21000.00	19000.00	0.00	10.53
		MPK	28500.00	27000.00	16000.00	5.56	78.13
		PSH	31000.00	27500.00	24500.00	12.73	26.53
		MNG	30000.00	30000.00	26400.00	0.00	13.64
		QTA	13200.00	13200.00	13200.00	0.00	0.00
		LAH	3500.00	3500.00	2900.00	0.00	20.69
		FAS	2500.00	2300.00	1950.00	8.70	28.21
		RAW	3950.00	3950.00	3775.00	0.00	4.64
0138401. CHHOARA (DRY DATES) AVG. QLTY.	40 KG.	MUL	3900.00	3900.00	3100.00	0.00	25.81
		KAR	4300.00	4300.00	3685.00	0.00	16.69
		HYD	3300.00	3250.00	2950.00	1.54	11.86
		MPK	2500.00	2500.00	1700.00	0.00	47.06
		PSH	3200.00	3100.00	3000.00	3.23	6.67
		BNU	3700.00	3700.00	3700.00	0.00	0.00
		LAH	83500.00	83500.00	67000.00	0.00	24.63
		RAW	72500.00	72500.00	81500.00	0.00	-11.04
		MUL	78500.00	78500.00	83000.00	0.00	-5.42
		KAR	88800.00	88800.00	75000.00	0.00	18.40
0138501. PISTACHIO(WITHOUT SHELL)AVG. QLTY	40 KG.	HYD	85000.00	85000.00	84000.00	0.00	1.19
		SKR	83500.00	83500.00	80000.00	0.00	4.38
		PSH	75000.00	75500.00	76000.00	-0.66	-1.32
		QTA	58000.00	58000.00	58000.00	0.00	0.00
		LAH	8450.00	8450.00	10250.00	0.00	-17.56
		MUL	7400.00	7750.00	9750.00	-4.52	-24.10
		GJT	8500.00	8500.00	10600.00	0.00	-19.81
		KAR	7550.00	7835.00	10200.00	-3.64	-25.98
		HYD	8500.00	8000.00	9600.00	6.25	-11.46
		SKR	10000.00	10000.00	10400.00	0.00	-3.85
0138901. COCONUT DRY AVG. QLTY.	40 KG.	LAH	8450.00	8450.00	10250.00	0.00	-17.56
		MUL	7400.00	7750.00	9750.00	-4.52	-24.10
		GJT	8500.00	8500.00	10600.00	0.00	-19.81
		KAR	7550.00	7835.00	10200.00	-3.64	-25.98
		HYD	8500.00	8000.00	9600.00	6.25	-11.46
		SKR	10000.00	10000.00	10400.00	0.00	-3.85

Contd.

## 7.10 Intercity Wholesale Prices of Selected Commodities

Group/Commodity/Item Specification	Unit	City	Prices (Rs.)			% Change in Sept., 2015 Over	
			Oct., 2015	Sept., 2015	Oct., 2014	Sept., 2015	Oct., 2014
		MPK	8500.00	8500.00	10400.00	0.00	-18.27
		PSH	9550.00	9600.00	10600.00	-0.52	-9.91
		MNG	8000.00	9200.00	10400.00	-13.04	-23.08
009. Cotton Seeds							
0143101. COTTON SEEDS	40 KG.	FAS	1500.00	1175.00	925.00	27.66	62.16
		MUL	1225.00	1225.00	1100.00	0.00	11.36
		SAH	1525.00	1150.00	912.50	32.61	67.12
		SAR	1465.00	1475.00	1150.00	-0.68	27.39
		SKT	1700.00	1600.00	1300.00	6.25	30.77
		KSR	1425.00	1425.00	1425.00	0.00	0.00
		KAR	2800.00	2800.00	1920.00	0.00	45.83
		HYD	1200.00	1200.00	1125.00	0.00	6.67
010. Other Oil Seeds							
0144201. MUSTARD SEEDS	40 KG.	FAS	2250.00	2150.00	2650.00	4.65	-15.09
		MUL	2050.00	2050.00	2450.00	0.00	-16.33
		SAH	2100.00	2075.00	2550.00	1.20	-17.65
		BPR	2150.00	2150.00	2650.00	0.00	-18.87
		KSR	2750.00	2750.00	2750.00	0.00	0.00
		KAR	2485.00	2485.00	2465.00	0.00	0.81
		HYD	2100.00	2100.00	2500.00	0.00	-16.00
		MPK	2200.00	1800.00	2500.00	22.22	-12.00
		NWB	1500.00	1500.00	2800.00	0.00	-46.43
		PSH	3200.00	3250.00	2800.00	-1.54	14.29
011. Edible Roots / Potatoes							
0151001. POTATOES WHITE AVG. QLTY.	40 KG.	KAR	405.00	405.00	1560.00	0.00	-74.04
		HYD	440.00	400.00	2200.00	10.00	-80.00
		SKR	400.00	300.00	1904.00	33.33	-78.99
		MPK	400.00	400.00	2000.00	0.00	-80.00
		QTA	760.00	660.00	1650.00	15.15	-53.94
0151002. POTATOES RED AVG. QLTY.	40 KG.	LAH	1080.00	825.00	2425.00	30.91	-55.46
		FAS	900.00	1250.00	2200.00	-28.00	-59.09
		RAW	912.50	875.00	2875.00	4.29	-68.26
		MUL	925.00	850.00	2300.00	8.82	-59.78
		GUJ	1450.00	1450.00	2350.00	0.00	-38.30
		SAH	1240.00	1025.00	2700.00	20.98	-54.07
		SAR	1250.00	1470.00	2275.00	-14.97	-45.05
		SKT	1300.00	1200.00	2500.00	8.33	-48.00
		BPR	760.00	620.00	2040.00	22.58	-62.75
		PSH	880.00	880.00	2700.00	0.00	-67.41
		MNG	920.00	720.00	2400.00	27.78	-61.67
012. Stimulant & Spice Crops							
0165201. RED CHILLIES DRY(WHOLE)	40 KG.	LAH	8850.00	9575.00	8650.00	-7.57	2.31
		FAS	6100.00	7325.00	7800.00	-16.72	-21.79
		RAW	9100.00	9100.00	8850.00	0.00	2.82
		MUL	7700.00	7700.00	8250.00	0.00	-6.67
		KAR	6200.00	8300.00	9000.00	-25.30	-31.11
		HYD	7500.00	10000.00	7250.00	-25.00	3.45
		MPK	6500.00	7000.00	7000.00	-7.14	-7.14
		PSH	9000.00	8900.00	8979.00	1.12	0.23
		QTA	11600.00	11600.00	10600.00	0.00	9.43
0165401. CUMINSEED WHITE 50 G.PKT.NAT.	EACH	LAH	49.50	49.50	46.80	0.00	5.77
		FAS	48.28	48.28	48.28	0.00	0.00
		RAW	46.00	46.00	46.00	0.00	0.00
		MUL	48.67	48.67	48.67	0.00	0.00
		KAR	50.00	50.00	50.00	0.00	0.00
		HYD	52.00	52.00	52.00	0.00	0.00
		MPK	40.45	40.45	40.45	0.00	0.00

Contd.

## 7.10 Intercity Wholesale Prices of Selected Commodities

Group/Commodity/Item Specification	Unit	City	Prices (Rs.)			% Change in Sept., 2015 Over	
			Oct., 2015	Sept., 2015	Oct., 2014	Sept., 2015	Oct., 2014
		PSH	51.00	51.00	51.00	0.00	0.00
		MNG	45.00	45.00	50.00	0.00	-10.00
		QTA	46.00	46.00	46.00	0.00	0.00
0165402. CARDAMOM LARGE	40 KG.	LAH	112500.00	112500.00	90500.00	0.00	24.31
		RAW	81000.00	112500.00	70500.00	-28.00	14.89
		MUL	126500.00	126000.00	107000.00	0.40	18.22
		KAR	121500.00	122000.00	87000.00	-0.41	39.66
		HYD	110000.00	110000.00	95000.00	0.00	15.79
		MPK	110000.00	120000.00	100000.00	-8.33	10.00
		PSH	128000.00	128000.00	106000.00	0.00	20.75
0165403. CARDAMOM SMALL	KG.	QTA	104000.00	104000.00	104000.00	0.00	0.00
		LAH	1262.50	1262.50	1090.00	0.00	15.83
		RAW	1325.00	1325.00	1800.00	0.00	-26.39
		MUL	1250.00	1250.00	1300.00	0.00	-3.85
		KAR	1275.00	1275.00	1225.00	0.00	4.08
		HYD	1400.00	1400.00	1400.00	0.00	0.00
		MPK	1000.00	1000.00	900.00	0.00	11.11
		PSH	1375.00	1375.00	1200.00	0.00	14.58
0165501. CINNAMON	40 KG.	QTA	925.00	925.00	925.00	0.00	0.00
		RAW	9250.00	9250.00	8250.00	0.00	12.12
		MUL	9700.00	9800.00	10300.00	-1.02	-5.83
		KAR	9650.00	9650.00	9000.00	0.00	7.22
		PSH	10000.00	10000.00	10200.00	0.00	-1.96
0165701. GINGER GREEN	40 KG.	QTA	5100.00	5100.00	5100.00	0.00	0.00
		LAH	4900.00	6050.00	9200.00	-19.01	-46.74
		FAS	3200.00	5000.00	6500.00	-36.00	-50.77
		RAW	4750.00	6125.00	9750.00	-22.45	-51.28
		SAR	6540.00	6025.00	8260.00	8.55	-20.82
		SKT	6950.00	6950.00	6500.00	0.00	6.92
		KAR	4900.00	5000.00	9000.00	-2.00	-45.56
		HYD	7300.00	7300.00	8800.00	0.00	-17.05
		SKR	5600.00	5600.00	7200.00	0.00	-22.22
		PSH	8200.00	8200.00	11600.00	0.00	-29.31
		MNG	7200.00	7200.00	12000.00	0.00	-40.00
		QTA	6200.00	4600.00	4200.00	34.78	47.62
013. Pulses							
0170101. KIDNEY BEANS DRY WHOLE (LOBIA)	40 KG.	LAH	5250.00	5250.00	5450.00	0.00	-3.67
		RAW	4725.00	4725.00	4375.00	0.00	8.00
		MUL	4300.00	4300.00	4100.00	0.00	4.88
		KSR	5250.00	5250.00	5650.00	0.00	-7.08
		KAR	4370.00	4370.00	4300.00	0.00	1.63
		HYD	3400.00	3400.00	3200.00	0.00	6.25
		PSH	3850.00	4100.00	4000.00	-6.10	-3.75
		BNU	4500.00	4500.00	4500.00	0.00	0.00
		QTA	5000.00	5000.00	3000.00	0.00	66.67
0170401. MASOOR WHOLE AVG. QLT.	100 KG.	LAH	11250.00	11250.00	10250.00	0.00	9.76
		FAS	9875.00	9875.00	8800.00	0.00	12.22
		RAW	12550.00	12550.00	11250.00	0.00	11.56
		MUL	10100.00	10100.00	9900.00	0.00	2.02
		SAR	9750.00	9800.00	9750.00	-0.51	0.00
		SKT	11000.00	11000.00	11000.00	0.00	0.00
		BPR	11250.00	11250.00	10200.00	0.00	10.29
		GJT	11000.00	10750.00	10375.00	2.33	6.02
		KSR	11750.00	11750.00	10250.00	0.00	14.63
		KAR	10550.00	10550.00	9850.00	0.00	7.11
		HYD	9400.00	9400.00	9500.00	0.00	-1.05
		SKR	11000.00	11000.00	9500.00	0.00	15.79

Contd.



## 7.10 Intercity Wholesale Prices of Selected Commodities

Group/Commodity/Item Specification	Unit	City	Prices (Rs.)			% Change in Sept., 2015 Over	
			Oct., 2015	Sept., 2015	Oct., 2014	Sept., 2015	Oct., 2014
0170402. MASOOR SPLIT AVG. QLTY.	100 KG.	LRK	11000.00	11000.00	11500.00	0.00	-4.35
		MPK	11000.00	10800.00	10000.00	1.85	10.00
		PSH	12300.00	12300.00	10900.00	0.00	12.84
		QTA	12100.00	13100.00	13100.00	-7.63	-7.63
		LAH	13250.00	13250.00	11000.00	0.00	20.45
		FAS	11250.00	11250.00	9525.00	0.00	18.11
		RAW	13600.00	13600.00	12650.00	0.00	7.51
		MUL	11500.00	11500.00	11100.00	0.00	3.60
		SAR	10750.00	11750.00	11875.00	-8.51	-9.47
		SKT	12800.00	12800.00	12250.00	0.00	4.49
		BPR	11500.00	11500.00	11250.00	0.00	2.22
		GJT	14000.00	14000.00	12500.00	0.00	12.00
		KAR	12350.00	12350.00	10850.00	0.00	13.82
		HYD	10800.00	10800.00	10600.00	0.00	1.89
0170901. GRAM WHOLE YELLOW AVG. QLTY.	100 KG.	SKR	12000.00	11750.00	10000.00	2.13	20.00
		LRK	12000.00	12000.00	11800.00	0.00	1.69
		MPK	12200.00	12000.00	11100.00	1.67	9.91
		PSH	12000.00	12000.00	10900.00	0.00	10.09
		QTA	11100.00	14100.00	12450.00	-21.28	-10.84
		LAH	10250.00	10250.00	5000.00	0.00	105.00
		FAS	8250.00	8250.00	5400.00	0.00	52.78
		RAW	8750.00	8900.00	8900.00	-1.69	-1.69
		MUL	9750.00	9250.00	8450.00	5.41	15.38
		SAR	8825.00	8675.00	7500.00	1.73	17.67
		BPR	11000.00	9250.00	9250.00	18.92	18.92
		GJT	9000.00	9000.00	8500.00	0.00	5.88
		KAR	9950.00	9800.00	8500.00	1.53	17.06
		HYD	8600.00	8600.00	9000.00	0.00	-4.44
0170902. GRAM SPLIT AVG. QLTY.	100 KG.	SKR	10000.00	9000.00	8400.00	11.11	19.05
		MPK	11500.00	10600.00	8600.00	8.49	33.72
		PSH	8400.00	8400.00	8550.00	0.00	-1.75
		BNU	8200.00	8200.00	9375.00	0.00	-12.53
		QTA	13500.00	13500.00	9500.00	0.00	42.11
		LAH	10250.00	9625.00	5350.00	6.49	91.59
		FAS	8750.00	8750.00	5300.00	0.00	65.09
		RAW	11650.00	10100.00	6425.00	15.35	81.32
		MUL	9750.00	9750.00	5775.00	0.00	68.83
		GUJ	11250.00	10125.00	5850.00	11.11	92.31
		SAR	10250.00	9212.50	6500.00	11.26	57.69
		SKT	10800.00	10000.00	6000.00	8.00	80.00
		BPR	11000.00	10000.00	6000.00	10.00	83.33
		GJT	11250.00	10125.00	5800.00	11.11	93.97
0170903. MASH WHOLE AVG. QLTY.	100 KG.	KAR	10300.00	9000.00	5900.00	14.44	74.58
		HYD	10200.00	10200.00	6000.00	0.00	70.00
		SKR	9800.00	9800.00	6000.00	0.00	63.33
		MPK	11200.00	10500.00	6600.00	6.67	69.70
		PSH	10000.00	9550.00	6200.00	4.71	61.29
		BNU	10300.00	10300.00	6200.00	0.00	66.13
		QTA	13000.00	12000.00	9150.00	8.33	42.08
		LAH	17250.00	14750.00	12650.00	16.95	36.36
		FAS	14500.00	14500.00	9750.00	0.00	48.72
		RAW	21550.00	16900.00	12750.00	27.51	69.02
		MUL	13000.00	13750.00	11375.00	-5.45	14.29
		SKT	20000.00	14000.00	13000.00	42.86	53.85
		KSR	17500.00	14750.00	13000.00	18.64	34.62
		KAR	13900.00	13650.00	12250.00	1.83	13.47

Contd.

## 7.10 Intercity Wholesale Prices of Selected Commodities

Group/Commodity/Item Specification	Unit	City	Prices (Rs.)			% Change in Sept., 2015 Over			
			Oct., 2015	Sept., 2015	Oct., 2014	Sept., 2015	Oct., 2014		
0170904. MASH SPLIT AVG. QLTY.	100 KG.	LAH	18250.00	17750.00	14750.00	2.82	23.73		
		FAS	17250.00	17250.00	11500.00	0.00	50.00		
		RAW	22250.00	17400.00	15100.00	27.87	47.35		
		MUL	18500.00	17250.00	13750.00	7.25	34.55		
		SKT	21000.00	18000.00	14250.00	16.67	47.37		
		KSR	18750.00	16750.00	15250.00	11.94	22.95		
		KAR	15750.00	14450.00	13250.00	9.00	18.87		
		HYD	22750.00	18500.00	12200.00	22.97	86.48		
		SKR	20000.00	15000.00	10500.00	33.33	90.48		
		MPK	22500.00	18700.00	13400.00	20.32	67.91		
		PSH	20000.00	17900.00	13500.00	11.73	48.15		
		MNG	23000.00	18400.00	14500.00	25.00	58.62		
		QTA	23600.00	22600.00	16200.00	4.42	45.68		
		0170905. MOONG WHOLE AVG. QLTY.	100 KG.	LAH	13250.00	13250.00	12250.00	0.00	8.16
FAS	9575.00			9575.00	10500.00	0.00	-8.81		
RAW	16600.00			18100.00	13900.00	-8.29	19.42		
MUL	10750.00			10750.00	10500.00	0.00	2.38		
SKT	14000.00			14000.00	11000.00	0.00	27.27		
GJT	11800.00			11800.00	10250.00	0.00	15.12		
KSR	13250.00			13250.00	13250.00	0.00	0.00		
KAR	15150.00			15150.00	13250.00	0.00	14.34		
SKR	12000.00			12000.00	10500.00	0.00	14.29		
PSH	10900.00			10900.00	10200.00	0.00	6.86		
MNG	11500.00			10200.00	9800.00	12.75	17.35		
QTA	16000.00			15000.00	15200.00	6.67	5.26		
0170906. MOONG SPLIT AVG. QLTY.	100 KG.			LAH	14250.00	14250.00	13350.00	0.00	6.74
				FAS	10875.00	10875.00	11375.00	0.00	-4.40
		RAW	16900.00	16900.00	14400.00	0.00	17.36		
		MUL	12500.00	11125.00	11750.00	12.36	6.38		
		SKT	14000.00	14000.00	11500.00	0.00	21.74		
		GJT	12500.00	12500.00	12000.00	0.00	4.17		
		KAR	16200.00	16000.00	14250.00	1.25	13.68		
		HYD	12200.00	12200.00	12500.00	0.00	-2.40		
		SKR	13500.00	13200.00	11500.00	2.27	17.39		
		MPK	15600.00	15000.00	12800.00	4.00	21.88		
		PSH	11500.00	11500.00	11000.00	0.00	4.55		
		MNG	13500.00	12800.00	11600.00	5.47	16.38		
		QTA	15600.00	14600.00	14700.00	6.85	6.12		
		<b>014. Sugar Crops</b>							
0180206. SUGAR CANE ( OPEN MARKET )	40 KG.	FAS	175.00	175.00	177.50	0.00	-1.41		
		HYD	182.00	182.00	175.00	0.00	4.00		
		PSH	212.00	212.00	180.00	0.00	17.78		
<b>015. Fibre Crops</b>									
0192101. COTTON SPOT RATE EX-KAR.	40 KG.	KAR	5758.00	5128.50	5706.25	12.27	0.91		
0192201. JUTE BAGS LOCAL	100	LAH	12250.00	12250.00	12250.00	0.00	0.00		
		FAS	9000.00	9000.00	9000.00	0.00	0.00		
		KAR	12300.00	12100.00	10750.00	1.65	14.42		
		PSH	9500.00	9500.00	9500.00	0.00	0.00		
<b>016. Unmanufactured Tobacco</b>									
0197001. TOBACCO SIND KARO	40 KG.	SAR	5600.00	5500.00	5000.00	1.82	12.00		
		SKR	2200.00	2200.00	2200.00	0.00	0.00		
		LRK	2500.00	2500.00	2000.00	0.00	25.00		
0197002. TOBACCO DESI(MITHA)	40 KG.	LAH	5450.00	5450.00	5250.00	0.00	3.81		
		SAR	7150.00	7150.00	6500.00	0.00	10.00		
		HYD	5200.00	5200.00	5000.00	0.00	4.00		
		QTA	2800.00	2800.00	2545.00	0.00	10.02		

Contd.

## 7.10 Intercity Wholesale Prices of Selected Commodities

Group/Commodity/Item Specification	Unit	City	Prices (Rs.)			% Change in Sept., 2015 Over			
			Oct., 2015	Sept., 2015	Oct., 2014	Sept., 2015	Oct., 2014		
0197003. TOBACCO SUFAID PATHA	40 KG.	MUL	7100.00	7100.00	6900.00	0.00	2.90		
		SAR	5950.00	5700.00	4750.00	4.39	25.26		
		KAR	2830.00	2830.00	2690.00	0.00	5.20		
		HYD	5600.00	5600.00	4500.00	0.00	24.44		
		QTA	5415.00	5415.00	5415.00	0.00	0.00		
0197004. TOBACCO HUKKA TWISTED	40 KG.	LAH	4450.00	4450.00	4300.00	0.00	3.49		
		RAW	2625.00	2625.00	2500.00	0.00	5.00		
		MUL	4700.00	4700.00	4700.00	0.00	0.00		
		KSR	4650.00	4650.00	4550.00	0.00	2.20		
		HYD	5500.00	5200.00	5000.00	5.77	10.00		
0197005. TOBACCO HUKKA PREPARED	40 KG.	SKR	8000.00	8000.00	3600.00	0.00	122.22		
		QTA	2970.00	2970.00	2970.00	0.00	0.00		
		LAH	3850.00	3850.00	3700.00	0.00	4.05		
		RAW	1525.00	1525.00	1275.00	0.00	19.61		
		MUL	1500.00	1500.00	1300.00	0.00	15.38		
017. Poultry	40 KG.	KSR	3700.00	3700.00	3450.00	0.00	7.25		
		LRK	1500.00	1500.00	1500.00	0.00	0.00		
		QTA	1530.00	1530.00	1530.00	0.00	0.00		
		0215101. CHICKEN FARM(LIVE)	1 KG.	LAH	78.50	98.50	106.50	-20.30	-26.29
				FAS	75.00	102.50	120.00	-26.83	-37.50
RAW	79.00			99.00	119.00	-20.20	-33.61		
MUL	102.50			115.00	151.00	-10.87	-32.12		
GUJ	100.00			100.00	114.00	0.00	-12.28		
018. Raw Milk from Bovine Animals	40 LTR.	SKT	100.00	100.00	128.00	0.00	-21.88		
		BPR	105.00	105.00	116.00	0.00	-9.48		
		KAR	130.00	130.00	134.00	0.00	-2.99		
		HYD	126.00	140.00	130.00	-10.00	-3.08		
		SKR	145.00	145.00	125.00	0.00	16.00		
		MPK	106.00	110.00	118.00	-3.64	-10.17		
		PSH	106.00	122.00	132.00	-13.11	-19.70		
		MNG	125.00	151.00	159.00	-17.22	-21.38		
		QTA	145.00	150.00	140.00	-3.33	3.57		
		0221101. FRESH MILK	40 LTR.	LAH	3000.00	3000.00	3000.00	0.00	0.00
FAS	2200.00			2200.00	2200.00	0.00	0.00		
RAW	3225.00			3150.00	2975.00	2.38	8.40		
MUL	2450.00			2450.00	2300.00	0.00	6.52		
SAH	2000.00			2000.00	2000.00	0.00	0.00		
SKT	2600.00			2600.00	2600.00	0.00	0.00		
KSR	2225.00			2225.00	2175.00	0.00	2.30		
KAR	3000.00			3000.00	3000.00	0.00	0.00		
HYD	2800.00			2800.00	2800.00	0.00	0.00		
SKR	2800.00			2800.00	2800.00	0.00	0.00		
019. Eggs	EACH	MPK	2600.00	2600.00	2560.00	0.00	1.56		
		PSH	2450.00	2400.00	2200.00	2.08	11.36		
		BNU	2600.00	2600.00	2600.00	0.00	0.00		
		QTA	2800.00	2800.00	2800.00	0.00	0.00		
		0231001. EGGS FARM CRATE OF 30 DOZ.	EACH	LAH	2460.00	2580.00	2910.00	-4.65	-15.46
				FAS	2400.00	2580.00	2970.00	-6.98	-19.19
				RAW	3245.00	2560.00	2975.00	26.76	9.08
				MUL	2425.00	2550.00	2950.00	-4.90	-17.80
				GUJ	2400.00	2760.00	3000.00	-13.04	-20.00
				SKT	2700.00	2700.00	3100.00	0.00	-12.90
BPR	2400.00			2580.00	2970.00	-6.98	-19.19		
KAR	2370.00			2565.00	3090.00	-7.60	-23.30		

Contd.

## 7.10 Intercity Wholesale Prices of Selected Commodities

Group/Commodity/Item Specification	Unit	City	Prices (Rs.)			% Change in Sept., 2015 Over	
			Oct., 2015	Sept., 2015	Oct., 2014	Sept., 2015	Oct., 2014
		HYD	2550.00	2550.00	3200.00	0.00	-20.31
		SKR	2400.00	2400.00	2750.00	0.00	-12.73
		MPK	2310.00	2040.00	2790.00	13.24	-17.20
		PSH	2725.00	2725.00	2625.00	0.00	3.81
		MNG	2700.00	2750.00	2950.00	-1.82	-8.47
		QTA	3200.00	3200.00	2600.00	0.00	23.08
<b>020. Raw Animal Materials / Wool</b>							
0294201. WOOL PAK. SUPERIOR WHITE	40 KG.	LAH	1575.00	1575.00	1575.00	0.00	0.00
		MUL	1900.00	1900.00	2550.00	0.00	-25.49
		KAR	3900.00	3900.00	3500.00	0.00	11.43
		BNU	2500.00	2500.00	2500.00	0.00	0.00
0294202. WOOL PAK. SUPERIOR YELLOW	40 KG.	LAH	1375.00	1375.00	1375.00	0.00	0.00
		MUL	1500.00	1500.00	1900.00	0.00	-21.05
		KAR	3900.00	3900.00	3500.00	0.00	11.43
		BNU	2250.00	2250.00	2250.00	0.00	0.00
0294203. WOOL PAK MEDIUM WHITE	40 KG.	LAH	1300.00	1300.00	1300.00	0.00	0.00
		MUL	1700.00	1700.00	2050.00	0.00	-17.07
		KAR	3400.00	3400.00	3000.00	0.00	13.33
		BNU	2100.00	2100.00	2100.00	0.00	0.00
0294204. WOOL PAK.MEDIUM YELLOW	40 KG.	LAH	1175.00	1175.00	1175.00	0.00	0.00
		MUL	1300.00	1300.00	1650.00	0.00	-21.21
		KAR	3100.00	3100.00	2800.00	0.00	10.71
		BNU	1850.00	1850.00	1850.00	0.00	0.00
0294205. WOOL COLOURED LIGHT	40 KG.	LAH	925.00	925.00	925.00	0.00	0.00
		MUL	750.00	750.00	1050.00	0.00	-28.57
		KAR	2500.00	2500.00	2100.00	0.00	19.05
		BNU	1600.00	1600.00	1600.00	0.00	0.00
0294206. WOOL COLOURED DARK	40 KG.	LAH	825.00	825.00	825.00	0.00	0.00
		MUL	550.00	550.00	850.00	0.00	-35.29
		KAR	2300.00	2300.00	2000.00	0.00	15.00
		BNU	1500.00	1500.00	1500.00	0.00	0.00
<b>021. Hides &amp; Fur Skins, Raw</b>							
0295101. HIDES WET SALTED COW MEDIUM	EACH	LAH	2800.00	2300.00	1975.00	21.74	41.77
		RAW	2150.00	2550.00	2250.00	-15.69	-4.44
		MUL	1900.00	2050.00	3250.00	-7.32	-41.54
		SKT	2250.00	3000.00	3000.00	-25.00	-25.00
		KSR	2800.00	2250.00	1925.00	24.44	45.45
		KAR	4000.00	4000.00	3900.00	0.00	2.56
		HYD	3000.00	3000.00	3000.00	0.00	0.00
		BNU	1700.00	1700.00	1700.00	0.00	0.00
		QTA	3500.00	3500.00	3500.00	0.00	0.00
0295102. HIDES WET SALTED BUFFALO MEDIUM	EACH	LAH	2400.00	1900.00	1675.00	26.32	43.28
		RAW	2150.00	2550.00	2450.00	-15.69	-12.24
		MUL	2700.00	2850.00	2950.00	-5.26	-8.47
		SKT	2250.00	3000.00	3000.00	-25.00	-25.00
		KSR	2400.00	1800.00	1625.00	33.33	47.69
		KAR	2700.00	2700.00	2700.00	0.00	0.00
		HYD	1850.00	1850.00	1850.00	0.00	0.00
		BNU	1900.00	1900.00	1900.00	0.00	0.00
		QTA	2400.00	2400.00	2400.00	0.00	0.00
0295103. HIDES WET SALTED CALF MEDIUM	EACH	LAH	2000.00	1500.00	1225.00	33.33	63.27
		RAW	1750.00	2150.00	1950.00	-18.60	-10.26
		MUL	950.00	950.00	1250.00	0.00	-24.00
		SKT	600.00	700.00	700.00	-14.29	-14.29
		KSR	2000.00	1400.00	975.00	42.86	105.13
		KAR	3900.00	3900.00	4100.00	0.00	-4.88
		HYD	2050.00	2050.00	2050.00	0.00	0.00

Contd.

## 7.10 Intercity Wholesale Prices of Selected Commodities

Group/Commodity/Item Specification	Unit	City	Prices (Rs.)			% Change in Sept., 2015 Over			
			Oct., 2015	Sept., 2015	Oct., 2014	Sept., 2015	Oct., 2014		
0295301. SHEEP SKIN MEDIUM	100	BNU	900.00	900.00	900.00	0.00	0.00		
		QTA	2300.00	2300.00	2300.00	0.00	0.00		
		RAW	25500.00	29500.00	28500.00	-13.56	-10.53		
		MUL	17000.00	17000.00	27500.00	0.00	-38.18		
		KSR	22000.00	22000.00	22000.00	0.00	0.00		
		KAR	42500.00	42500.00	45600.00	0.00	-6.80		
		HYD	20500.00	20500.00	20500.00	0.00	0.00		
0295302. SHEEP SKIN LARGE	100	PSH	38000.00	38000.00	35000.00	0.00	8.57		
		QTA	50000.00	50000.00	46500.00	0.00	7.53		
		LAH	39000.00	39000.00	39000.00	0.00	0.00		
		RAW	31500.00	35500.00	34500.00	-11.27	-8.70		
		MUL	22000.00	22000.00	31000.00	0.00	-29.03		
		KSR	30500.00	30500.00	30500.00	0.00	0.00		
		KAR	55500.00	55500.00	60000.00	0.00	-7.50		
0295401. GOAT SKIN LARGE	100	HYD	31500.00	31500.00	31500.00	0.00	0.00		
		PSH	52000.00	52000.00	52000.00	0.00	0.00		
		QTA	55000.00	55000.00	55000.00	0.00	0.00		
		LAH	40000.00	40000.00	31000.00	0.00	29.03		
		RAW	30500.00	34500.00	33250.00	-11.59	-8.27		
		KSR	37000.00	37000.00	27500.00	0.00	34.55		
		KAR	37500.00	37500.00	40000.00	0.00	-6.25		
0295402. GOAT SKIN EXTRA LARGE	100	HYD	36500.00	36500.00	36500.00	0.00	0.00		
		PSH	35000.00	35000.00	32000.00	0.00	9.38		
		QTA	43500.00	43500.00	43500.00	0.00	0.00		
		LAH	50000.00	50000.00	41000.00	0.00	21.95		
		RAW	32500.00	35500.00	34750.00	-8.45	-6.47		
		MUL	37500.00	37500.00	47500.00	0.00	-21.05		
		KSR	45000.00	45000.00	39500.00	0.00	13.92		
0295403. GOAT SKIN MEDIUM	100	KAR	49250.00	49250.00	47000.00	0.00	4.79		
		HYD	36750.00	36750.00	36750.00	0.00	0.00		
		PSH	36000.00	36000.00	35000.00	0.00	2.86		
		QTA	52500.00	52500.00	52500.00	0.00	0.00		
		LAH	29000.00	29000.00	29000.00	0.00	0.00		
		RAW	26500.00	29750.00	29750.00	-10.92	-10.92		
		MUL	19000.00	19000.00	31000.00	0.00	-38.71		
0295404. GOAT SKIN SMALL	100	SKT	30000.00	35000.00	35000.00	-14.29	-14.29		
		KSR	24500.00	24500.00	24500.00	0.00	0.00		
		KAR	24500.00	24500.00	23000.00	0.00	6.52		
		PSH	28000.00	28000.00	25000.00	0.00	12.00		
		QTA	37500.00	37500.00	37500.00	0.00	0.00		
		LAH	21000.00	21000.00	21000.00	0.00	0.00		
		RAW	25500.00	28750.00	27250.00	-11.30	-6.42		
022. Fuel Wood in Logs	40 KG.	SKT	10000.00	15000.00	15000.00	-33.33	-33.33		
		KSR	18500.00	18500.00	18500.00	0.00	0.00		
		KAR	26500.00	26500.00	30000.00	0.00	-11.67		
		PSH	20000.00	20000.00	18000.00	0.00	11.11		
		QTA	27000.00	27000.00	27000.00	0.00	0.00		
		0313001. FIRE WOOD MIXED DRY	40 KG.	LAH	690.00	690.00	590.00	0.00	16.95
		FAS	380.00	380.00	380.00	0.00	0.00		
RAW	650.00	650.00	562.50	0.00	15.56				
MUL	490.00	490.00	450.00	0.00	8.89				
GJT	470.00	470.00	470.00	0.00	0.00				
KAR	587.50	562.50	455.00	4.44	29.12				
HYD	350.00	350.00	350.00	0.00	0.00				
SKR	375.00	375.00	375.00	0.00	0.00				
LRK	400.00	400.00	390.00	0.00	2.56				

Contd.

## 7.10 Intercity Wholesale Prices of Selected Commodities

Group/Commodity/Item Specification	Unit	City	Prices (Rs.)			% Change in Sept., 2015 Over	
			Oct., 2015	Sept., 2015	Oct., 2014	Sept., 2015	Oct., 2014
		PSH	675.00	675.00	650.00	0.00	3.85
		MNG	500.00	500.00	500.00	0.00	0.00
		QTA	465.00	465.00	465.00	0.00	0.00
023. Fish Live Fresh or Chilled							
0411901. FISH RAHU RIVER	40 KG.	LAH	9850.00	9850.00	9100.00	0.00	8.24
		RAW	6300.00	6225.00	6475.00	1.20	-2.70
		MUL	7750.00	7450.00	8600.00	4.03	-9.88
		HYD	7500.00	7500.00	8000.00	0.00	-6.25
		SKR	10500.00	10500.00	10500.00	0.00	0.00
		PSH	7400.00	7400.00	9000.00	0.00	-17.78
0411902. FISH RAHU SEA	40 KG.	KAR	5060.00	5060.00	3100.00	0.00	63.23
0411903. FISH SURMAI (SEA)	40 KG.	KAR	11200.00	11200.00	7600.00	0.00	47.37
<b>2. Ores/Minerals, Elec., Gas &amp; Water</b>							
024. Coal not Agglomerated							
1101001. COAL	MT.	LAH	12250.00	15000.00	14250.00	-18.33	-14.04
025. Natural Gas Liquified							
1202001. SUI GAS GENERAL INDUSTRIAL USE	MMBTU	KAR	600.00	600.00	571.23	0.00	5.04
1202002. LPG	KG.	LAH	84.70	74.75	164.60	13.31	-48.54
		RAW	105.50	93.00	155.00	13.44	-31.94
		KAR	80.00	80.00	150.00	0.00	-46.67
		PSH	110.00	100.00	160.00	10.00	-31.25
		QTA	110.00	100.00	125.00	10.00	-12.00
1202003. CNG	KG.	KAR	67.50	67.50	73.93	0.00	-8.70
026. Salt & Pure Sodium Chloride							
1620001. SALT CRUSHED LAHORI	40 KG.	LAH	195.00	195.00	195.00	0.00	0.00
		RAW	365.00	365.00	345.00	0.00	5.80
		MUL	280.00	280.00	280.00	0.00	0.00
		GJT	240.00	240.00	240.00	0.00	0.00
		KAR	350.00	350.00	325.00	0.00	7.69
		SKR	275.00	275.00	275.00	0.00	0.00
		PSH	200.00	200.00	200.00	0.00	0.00
1620002. SEA SALT	40 KG.	LAH	195.00	195.00	195.00	0.00	0.00
		FAS	400.00	400.00	400.00	0.00	0.00
		KAR	122.50	122.50	122.50	0.00	0.00
		HYD	150.00	150.00	130.00	0.00	15.38
		NWB	300.00	300.00	300.00	0.00	0.00
027. Electrical Energy							
1710011. ELECTRICITY TARRIF B1	KWH.	KAR	15.34	15.34	14.75	0.00	4.00
1710012. ELECTRICITY TARRIF B2	KWH.	KAR	15.15	15.15	14.77	0.00	2.57
1710013. ELECTRICITY TARRIF B3	KWH.	KAR	15.52	15.52	15.15	0.00	2.44
1710014. ELECTRICITY TARRIF B4	KWH.	KAR	15.46	15.46	14.96	0.00	3.34
1710021. ELECTRICITY TARRIF-D1	KWH.	KAR	11.01	11.01	10.66	0.00	3.28
1710022. ELECTRICITY TARRIF-D2	KWH.	KAR	11.70	11.70	11.89	0.00	-1.60
<b>3. Food, Beverages, Tobacco, Textiles, Leather</b>							
<b>3a) Food Products, Beverages &amp; Tobacco</b>							
028. Meat of Animals							
2111101. BEEF	40 KG.	LAH	11700.00	11700.00	11200.00	0.00	4.46
		FAS	9300.00	9300.00	9300.00	0.00	0.00
		RAW	8950.00	8950.00	8550.00	0.00	4.68
		MUL	9300.00	9300.00	8800.00	0.00	5.68
		SAR	10200.00	10200.00	10150.00	0.00	0.49
		GJT	10000.00	10000.00	10000.00	0.00	0.00
		KAR	10800.00	10800.00	10800.00	0.00	0.00
		HYD	10050.00	10050.00	9550.00	0.00	5.24
		PSH	11000.00	11000.00	9950.00	0.00	10.55
		MNG	10000.00	10000.00	10000.00	0.00	0.00
		QTA	15000.00	15000.00	15000.00	0.00	0.00

Contd.

## 7.10 Intercity Wholesale Prices of Selected Commodities

Group/Commodity/Item Specification	Unit	City	Prices (Rs.)			% Change in Sept., 2015 Over			
			Oct., 2015	Sept., 2015	Oct., 2014	Sept., 2015	Oct., 2014		
2111601. MUTTON	40 KG.	LAH	26625.00	26625.00	25250.00	0.00	5.45		
		FAS	19750.00	19750.00	19750.00	0.00	0.00		
		RAW	25750.00	25750.00	24250.00	0.00	6.19		
		MUL	20600.00	20600.00	20200.00	0.00	1.98		
		KAR	21600.00	21600.00	21600.00	0.00	0.00		
		HYD	21200.00	21200.00	19600.00	0.00	8.16		
		PSH	24700.00	24700.00	22500.00	0.00	9.78		
		MNG	20000.00	16000.00	16000.00	25.00	25.00		
		QTA	23200.00	23200.00	23200.00	0.00	0.00		
<b>029. Vegetables &amp; Fruit Juice</b>									
2133101. TOMATO KETCHUP 300 GM.	DOZ.	LAH	900.00	900.00	815.00	0.00	10.43		
		FAS	892.20	892.20	892.20	0.00	0.00		
		RAW	1025.00	1025.00	1010.00	0.00	1.49		
		MUL	970.00	970.00	960.00	0.00	1.04		
		GJT	920.00	920.00	900.00	0.00	2.22		
		KAR	780.00	780.00	780.00	0.00	0.00		
		HYD	724.00	724.00	724.00	0.00	0.00		
		SKR	936.72	936.72	936.72	0.00	0.00		
		MPK	772.00	772.00	772.00	0.00	0.00		
		PSH	1080.00	1080.00	1050.00	0.00	2.86		
		MNG	980.00	980.00	920.00	0.00	6.52		
		QTA	828.00	828.00	828.00	0.00	0.00		
		2133901. CHILLES & LIME PKL.IN OIL 340 G.	DOZ.	LAH	1017.00	1017.00	1017.00	0.00	0.00
				RAW	1137.50	1137.50	1137.50	0.00	0.00
				KAR	1092.00	1092.00	960.00	0.00	13.75
				MPK	992.76	992.76	992.76	0.00	0.00
				PSH	1080.00	1080.00	1080.00	0.00	0.00
QTA	938.00	938.00	938.00	0.00	0.00				
<b>030. Dried Fruits &amp; Nuts</b>									
2141101. KISHMISH(RAISIN) AVG. QLTY.	40 KG.	LAH	9900.00	9900.00	9000.00	0.00	10.00		
		RAW	8100.00	8100.00	8100.00	0.00	0.00		
		MUL	11750.00	11750.00	11250.00	0.00	4.44		
		KAR	10200.00	10200.00	9000.00	0.00	13.33		
		HYD	9400.00	9400.00	9000.00	0.00	4.44		
		MPK	12000.00	12000.00	11500.00	0.00	4.35		
		PSH	5400.00	5450.00	7600.00	-0.92	-28.95		
		BNU	8900.00	8900.00	8650.00	0.00	2.89		
		QTA	5100.00	5100.00	5100.00	0.00	0.00		
		2141301. GROUND NUT WITH SHELL AVG. QLTY.	40 KG.	LAH	5250.00	5250.00	4450.00	0.00	17.98
				RAW	3975.00	3975.00	3975.00	0.00	0.00
				MUL	3900.00	3900.00	4100.00	0.00	-4.88
				KAR	6900.00	6900.00	6875.00	0.00	0.36
HYD	4300.00			4300.00	4500.00	0.00	-4.44		
MPK	4300.00	4300.00	3000.00	0.00	43.33				
PSH	5600.00	5600.00	5200.00	0.00	7.69				
QTA	3850.00	3850.00	3850.00	0.00	0.00				
<b>031. Fruit Juices</b>									
2142901. ROOHAFZA(SHARBAT)	DOZ.	LAH	1620.00	1620.00	1512.00	0.00	7.14		
		FAS	1660.00	1660.00	1560.00	0.00	6.41		
		RAW	1685.00	1685.00	1575.00	0.00	6.98		
		MUL	1650.00	1650.00	1540.00	0.00	7.14		
		GUJ	1700.00	1700.00	1600.00	0.00	6.25		
		BPR	1680.00	1680.00	1560.00	0.00	7.69		
		GJT	1650.00	1650.00	1650.00	0.00	0.00		
		KAR	1704.00	1704.00	1560.00	0.00	9.23		
		HYD	1680.00	1680.00	1560.00	0.00	7.69		
		SKR	1620.00	1620.00	1590.00	0.00	1.89		
		LRK	1690.00	1690.00	1550.00	0.00	9.03		

Contd.

## 7.10 Intercity Wholesale Prices of Selected Commodities

Group/Commodity/Item Specification	Unit	City	Prices (Rs.)			% Change in Sept., 2015 Over			
			Oct., 2015	Sept., 2015	Oct., 2014	Sept., 2015	Oct., 2014		
2142902. JAM-E-SHREEN	DOZ.	PSH	1680.00	1680.00	1560.00	0.00	7.69		
		BNU	1710.00	1710.00	1570.00	0.00	8.92		
		MNG	1675.00	1675.00	1560.00	0.00	7.37		
		QTA	1836.00	1836.00	1596.00	0.00	15.04		
		LAH	1766.00	1766.00	1550.00	0.00	13.94		
		FAS	1660.00	1660.00	1550.00	0.00	7.10		
		RAW	1695.00	1695.00	1610.00	0.00	5.28		
		MUL	1650.00	1650.00	1545.00	0.00	6.80		
		GUJ	1650.00	1650.00	1560.00	0.00	5.77		
		BPR	1670.00	1670.00	1560.00	0.00	7.05		
		KAR	1776.00	1776.00	1560.00	0.00	13.85		
		HYD	1680.00	1680.00	1560.00	0.00	7.69		
		SKR	1620.00	1620.00	1550.00	0.00	4.52		
2142903. FRUIT JUICE TETRA PACK	DOZ.	PSH	1670.00	1670.00	1560.00	0.00	7.05		
		BNU	1650.00	1650.00	1550.00	0.00	6.45		
		MNG	1670.00	1670.00	1560.00	0.00	7.05		
		LAH	190.00	190.00	190.00	0.00	0.00		
		FAS	157.50	157.50	157.50	0.00	0.00		
		RAW	157.50	157.50	157.50	0.00	0.00		
		MUL	135.00	135.00	135.00	0.00	0.00		
		KAR	136.00	136.00	136.00	0.00	0.00		
		HYD	165.00	165.00	130.00	0.00	26.92		
		SKR	180.00	180.00	180.00	0.00	0.00		
		PSH	120.00	120.00	129.00	0.00	-6.98		
		QTA	110.00	110.00	110.00	0.00	0.00		
		2142904. LEMON/ORANGE SQUASH MITCHELS(730ML)	DOZ.	LAH	1540.00	1540.00	1540.00	0.00	0.00
FAS	1560.00			1560.00	1560.00	0.00	0.00		
RAW	1710.00			1710.00	1615.00	0.00	5.88		
MUL	1685.00			1685.00	1612.00	0.00	4.53		
KAR	1705.00			1705.00	1560.00	0.00	9.29		
HYD	1680.00			1680.00	1620.00	0.00	3.70		
PSH	1500.00			1500.00	1500.00	0.00	0.00		
2142905. MUREEY BREWERY (TOPS)	DOZ.			LAH	495.00	495.00	495.00	0.00	0.00
				RAW	1125.00	1125.00	1055.00	0.00	6.64
				KSR	435.00	435.00	435.00	0.00	0.00
2149201. APL/MNG/ORG/MIX. FRUIT JAM 450 G.	DOZ.			LAH	1455.00	1455.00	1455.00	0.00	0.00
				RAW	1490.00	1490.00	1405.00	0.00	6.05
				KAR	1260.00	1260.00	1184.00	0.00	6.42
		MPK	1183.00	1183.00	1183.00	0.00	0.00		
		PSH	1410.00	1410.00	1520.00	0.00	-7.24		
2149202. MANGO/MIXED PICKLE IN OIL 340 G.	DOZ.	QTA	1320.00	1320.00	1320.00	0.00	0.00		
		LAH	1080.00	1080.00	1080.00	0.00	0.00		
		RAW	1137.50	1137.50	1137.50	0.00	0.00		
		KAR	1092.00	1092.00	960.00	0.00	13.75		
		MPK	992.76	992.76	992.76	0.00	0.00		
032. Vegetable Oils Refined	5 LTR.	PSH	1320.00	1320.00	1080.00	0.00	22.22		
		QTA	936.00	936.00	936.00	0.00	0.00		
		2154101. SOYABEAN COOKING OIL TIN	LAH	800.00	800.00	940.00	0.00	-14.89	
FAS	800.00		800.00	940.00	0.00	-14.89			
RAW	810.00		810.00	965.00	0.00	-16.06			
MUL	850.00		850.00	986.00	0.00	-13.79			
KAR	742.50		742.50	985.00	0.00	-24.62			
HYD	880.00		880.00	1024.00	0.00	-14.06			
SKR	840.00		840.00	980.00	0.00	-14.29			
MPK	970.00		970.00	970.00	0.00	0.00			
PSH	900.00		900.00	1050.00	0.00	-14.29			

Contd.



## 7.10 Intercity Wholesale Prices of Selected Commodities

Group/Commodity/Item Specification	Unit	City	Prices (Rs.)			% Change in Sept., 2015 Over			
			Oct., 2015	Sept., 2015	Oct., 2014	Sept., 2015	Oct., 2014		
2154301. SUN FLOWER COOKING OIL	5 LTR.	BNU	970.00	970.00	1000.00	0.00	-3.00		
		QTA	840.00	840.00	915.00	0.00	-8.20		
		LAH	800.00	800.00	940.00	0.00	-14.89		
		FAS	750.00	750.00	820.00	0.00	-8.54		
		RAW	810.00	810.00	965.00	0.00	-16.06		
		MUL	778.85	778.85	908.55	0.00	-14.28		
		GJT	790.00	790.00	1045.00	0.00	-24.40		
		KAR	742.50	742.50	985.00	0.00	-24.62		
		HYD	800.00	800.00	880.00	0.00	-9.09		
		SKR	840.00	840.00	880.00	0.00	-4.55		
		PSH	830.00	900.00	990.00	-7.78	-16.16		
		MNG	780.00	840.00	900.00	-7.14	-13.33		
		QTA	900.00	900.00	900.00	0.00	0.00		
2154401. MUSTARD & RAPE SEED OIL.	40 KG.	LAH	5550.00	5550.00	5850.00	0.00	-5.13		
		RAW	6750.00	6750.00	7275.00	0.00	-7.22		
		MUL	4950.00	4950.00	5550.00	0.00	-10.81		
		KSR	5525.00	5525.00	5750.00	0.00	-3.91		
		KAR	6100.00	6100.00	6700.00	0.00	-8.96		
		HYD	4900.00	4800.00	5500.00	2.08	-10.91		
		MPK	4960.00	4850.00	5400.00	2.27	-8.15		
		PSH	6775.00	6775.00	6588.00	0.00	2.84		
		BNU	6200.00	6200.00	6200.00	0.00	0.00		
		QTA	6000.00	6000.00	6000.00	0.00	0.00		
		2154801. COTTON SEED OIL	40 KG.	LAH	5625.00	5625.00	5625.00	0.00	0.00
				MUL	3650.00	3650.00	4550.00	0.00	-19.78
				GUJ	5200.00	5200.00	5200.00	0.00	0.00
SAR	4425.00			4375.00	5400.00	1.14	-18.06		
KAR	5605.00			5605.00	5850.00	0.00	-4.19		
HYD	3600.00			3550.00	5000.00	1.41	-28.00		
SKR	4080.00			4080.00	5240.00	0.00	-22.14		
NWB	6000.00			6000.00	6000.00	0.00	0.00		
PSH	5400.00			5500.00	5600.00	-1.82	-3.57		
2154901. RAFHAN CORN OIL	2.00 LT			LAH	650.00	650.00	650.00	0.00	0.00
				FAS	690.00	690.00	710.00	0.00	-2.82
				RAW	670.00	537.50	537.50	24.65	24.65
				MUL	703.00	703.00	703.00	0.00	0.00
		KAR	685.00	685.00	685.00	0.00	0.00		
		HYD	730.00	730.00	705.00	0.00	3.55		
		MPK	630.00	630.00	630.00	0.00	0.00		
		PSH	703.00	703.00	680.00	0.00	3.38		
		MNG	730.00	630.00	630.00	15.87	15.87		
		QTA	730.00	730.00	730.00	0.00	0.00		
		033. Vegetable Ghee	EACH	LAH	2100.00	2100.00	2430.00	0.00	-13.58
					2135.00	2135.00	2415.00	0.00	-11.59
		2159001. VEGETABLE GHEE(16 KG TIN)	EACH	MUL	2272.50	2240.00	2450.00	1.45	-7.24
SKT	2150.00			2150.00	2570.00	0.00	-16.34		
KAR	2012.50			2085.00	2455.00	-3.48	-18.02		
SKR	1770.00			1770.00	2340.00	0.00	-24.36		
MPK	1720.00			1720.00	2040.00	0.00	-15.69		
PSH	2210.00			2330.00	2480.00	-5.15	-10.89		
MNG	2180.00			2180.00	2470.00	0.00	-11.74		
QTA	2325.00			2325.00	2450.00	0.00	-5.10		
2159002. VEGETABLE GHEE(DALDA/TULO/HABIB/SHA)	05 KG.			LAH	820.00	870.00	995.00	-5.75	-17.59
				FAS	785.00	785.00	902.50	0.00	-13.02
				RAW	810.00	810.00	965.00	0.00	-16.06
				MUL	845.00	845.00	966.79	0.00	-12.60

Contd.

## 7.10 Intercity Wholesale Prices of Selected Commodities

Group/Commodity/Item Specification	Unit	City	Prices (Rs.)			% Change in Sept., 2015 Over	
			Oct., 2015	Sept., 2015	Oct., 2014	Sept., 2015	Oct., 2014
		SAR	865.00	865.00	952.00	0.00	-9.14
		GJT	845.00	845.00	950.00	0.00	-11.05
		KAR	810.00	810.00	982.50	0.00	-17.56
		HYD	875.00	875.00	966.00	0.00	-9.42
		SKR	720.00	720.00	970.00	0.00	-25.77
		PSH	835.00	835.00	965.00	0.00	-13.47
		QTA	830.00	830.00	956.00	0.00	-13.18
<b>034. Oil Cakes</b>							
2171001. COTTON SEED OIL CAKES	40 KG.	LAH	1525.00	1525.00	1525.00	0.00	0.00
		FAS	1600.00	1300.00	1150.00	23.08	39.13
		MUL	1335.00	1335.00	1125.00	0.00	18.67
		SAR	1514.00	1214.00	1390.00	24.71	8.92
		BPR	1625.00	1425.00	1225.00	14.04	32.65
		HYD	1400.00	1400.00	1250.00	0.00	12.00
		SKR	1200.00	1200.00	1368.00	0.00	-12.28
		MPK	1450.00	1140.00	1006.00	27.19	44.14
		PSH	1550.00	1550.00	1257.00	0.00	23.31
		QTA	925.00	925.00	925.00	0.00	0.00
2171002. MUSTARD & RAPSEED OIL CAKES	40 KG.	LAH	1250.00	1250.00	1250.00	0.00	0.00
		FAS	1100.00	1100.00	1315.00	0.00	-16.35
		MUL	1075.00	1075.00	1370.00	0.00	-21.53
		SAR	1012.50	975.00	1415.00	3.85	-28.45
		BPR	1075.00	1075.00	1425.00	0.00	-24.56
		HYD	1175.00	1175.00	1350.00	0.00	-12.96
		SKR	1350.00	1350.00	1497.00	0.00	-9.82
		MPK	1000.00	1000.00	1250.00	0.00	-20.00
		PSH	1500.00	1480.00	1420.00	1.35	5.63
		QTA	950.00	950.00	950.00	0.00	0.00
<b>035. Processed Liquid Milk</b>							
2211002. MILK PAK/HALEEB/NESTLE (LITRE)	DOZ.	LAH	1250.00	1300.00	1200.00	-3.85	4.17
		FAS	1182.50	1182.50	1125.00	0.00	5.11
		RAW	1195.00	1195.00	1195.00	0.00	0.00
		KAR	1250.00	1250.00	1250.00	0.00	0.00
		HYD	1125.00	1125.00	1125.00	0.00	0.00
		SKR	1140.00	1140.00	1140.00	0.00	0.00
		PSH	1300.00	1300.00	1240.00	0.00	4.84
		MNG	1250.00	1260.00	1245.00	-0.79	0.40
<b>036. Milk &amp; Cream in Solid Form</b>							
2221101. POWD.MILK EVERYDAY(NESTLE)1KG.	EACH	LAH	645.00	645.00	620.00	0.00	4.03
		RAW	620.00	620.00	620.00	0.00	0.00
		MUL	648.16	648.16	620.33	0.00	4.49
		KAR	647.50	647.50	620.00	0.00	4.44
		HYD	650.00	650.00	621.00	0.00	4.67
		SKR	650.00	650.00	620.00	0.00	4.84
		PSH	650.00	650.00	620.00	0.00	4.84
		BNU	650.00	650.00	630.00	0.00	3.17
		QTA	680.00	680.00	682.00	0.00	-0.29
2221201. POWDERED MILK(SKIMMED)/BAG 25 KG.	EACH	LAH	11750.00	11750.00	11750.00	0.00	0.00
		RAW	11775.00	11775.00	11775.00	0.00	0.00
		MUL	9800.00	9800.00	10900.00	0.00	-10.09
		KAR	9750.00	10500.00	15900.00	-7.14	-38.68
		PSH	8600.00	8600.00	11400.00	0.00	-24.56
		QTA	12500.00	12500.00	12500.00	0.00	0.00
2221202. POWDERED MILK NIDO ( 1 KG. POLY BA	EACH	LAH	700.00	700.00	692.00	0.00	1.16
		RAW	738.00	738.00	738.00	0.00	0.00
		GUJ	738.00	738.00	738.00	0.00	0.00
		KAR	697.50	697.50	620.00	0.00	12.50

Contd.

## 7.10 Intercity Wholesale Prices of Selected Commodities

Group/Commodity/Item Specification	Unit	City	Prices (Rs.)			% Change in Sept., 2015 Over	
			Oct., 2015	Sept., 2015	Oct., 2014	Sept., 2015	Oct., 2014
		HYD	820.00	772.22	737.74	6.19	11.15
		PSH	700.00	700.00	670.00	0.00	4.48
037. Ice Cream							
2227001. ICE CREAM POLKA/WALLS	DOZ.	LAH	324.00	324.00	324.00	0.00	0.00
		RAW	442.50	442.50	442.50	0.00	0.00
		KAR	264.00	264.00	264.00	0.00	0.00
		HYD	432.00	432.00	432.00	0.00	0.00
		SKR	240.00	240.00	240.00	0.00	0.00
		QTA	384.00	384.00	384.00	0.00	0.00
038. Dairy Products N.E.C							
2229001. MILO(200 GM. PACK) NESTLE	EACH	LAH	198.00	198.00	198.00	0.00	0.00
		FAS	175.00	175.00	185.00	0.00	-5.41
		RAW	172.50	172.50	162.50	0.00	6.15
		MUL	140.00	140.00	140.00	0.00	0.00
		KAR	174.00	174.00	174.00	0.00	0.00
		HYD	195.00	195.00	134.50	0.00	44.98
		MPK	180.00	180.00	180.00	0.00	0.00
		PSH	155.00	155.00	155.00	0.00	0.00
		MNG	175.00	175.00	182.00	0.00	-3.85
		QTA	160.00	160.00	150.00	0.00	6.67
2229002. LACTOGEN(SOFT PACK 400 GM)	EACH	LAH	390.00	385.00	380.00	1.30	2.63
		FAS	405.00	405.00	395.00	0.00	2.53
		RAW	405.00	405.00	395.00	0.00	2.53
		MUL	402.79	402.79	393.50	0.00	2.36
		KAR	400.00	400.00	394.00	0.00	1.52
		HYD	405.00	405.00	394.00	0.00	2.79
		MPK	400.00	400.00	400.00	0.00	0.00
		PSH	394.00	397.00	380.00	-0.76	3.68
		QTA	395.00	395.00	395.00	0.00	0.00
039. Wheat Flour							
2311001. WHEAT FLOUR SUP. QLTY.	80 KG.	LAH	3565.00	3290.00	3375.00	8.36	5.63
		FAS	3120.00	2960.00	3080.00	5.41	1.30
		RAW	3667.50	3667.50	3725.00	0.00	-1.54
		MUL	2925.00	2925.00	3175.00	0.00	-7.87
		GUJ	3000.00	3000.00	3225.00	0.00	-6.98
		SAR	3010.00	2960.00	3000.00	1.69	0.33
		SKT	3800.00	3800.00	3850.00	0.00	-1.30
		GJT	3080.00	3080.00	3050.00	0.00	0.98
		KAR	3298.00	2885.00	3100.00	14.32	6.39
		HYD	3550.00	3400.00	3525.00	4.41	0.71
		SKR	2880.00	2880.00	2970.00	0.00	-3.03
		LRK	3040.00	3040.00	3150.00	0.00	-3.49
		PSH	3290.00	3280.00	3420.00	0.30	-3.80
		QTA	3080.00	3080.00	3200.00	0.00	-3.75
2311002. WHEAT FLOUR AVG. QLTY	80 KG.	LAH	3050.00	2975.00	3175.00	2.52	-3.94
		FAS	2900.00	2620.00	2780.00	10.69	4.32
		RAW	3050.00	2962.50	3162.50	2.95	-3.56
		MUL	2725.00	2725.00	2975.00	0.00	-8.40
		SAH	3025.00	2820.00	3080.00	7.27	-1.79
		SAR	2720.00	2660.00	2800.00	2.26	-2.86
		BPR	3040.00	2880.00	3152.00	5.56	-3.55
		GJT	3000.00	2980.00	2940.00	0.67	2.04
		KAR	3138.00	2740.00	2900.00	14.53	8.21
		HYD	3100.00	3000.00	3240.00	3.33	-4.32
		SKR	2840.00	2840.00	3040.00	0.00	-6.58
		LRK	2880.00	2880.00	3020.00	0.00	-4.64
		MPK	2800.00	2600.00	2900.00	7.69	-3.45

Contd.

## 7.10 Intercity Wholesale Prices of Selected Commodities

Group/Commodity/Item Specification	Unit	City	Prices (Rs.)			% Change in Sept., 2015 Over	
			Oct., 2015	Sept., 2015	Oct., 2014	Sept., 2015	Oct., 2014
2311003. WHEAT FLOUR/BAG OF 10 KG.	EACH	PSH	3040.00	2980.00	3180.00	2.01	-4.40
		MNG	3080.00	2960.00	3160.00	4.05	-2.53
		QTA	3040.00	3040.00	2950.00	0.00	3.05
		LAH	377.00	361.50	390.00	4.29	-3.33
		FAS	377.50	350.00	370.00	7.86	2.03
		RAW	383.50	375.00	380.00	2.27	0.92
		MUL	345.00	345.00	380.00	0.00	-9.21
		GUJ	385.00	360.00	390.00	6.94	-1.28
		SKT	385.00	370.00	350.00	4.05	10.00
		BPR	380.00	360.00	394.00	5.56	-3.55
		GJT	385.00	370.00	370.00	4.05	4.05
		KAR	416.50	392.50	419.00	6.11	-0.60
		HYD	408.00	405.00	405.00	0.74	0.74
		SKR	360.00	360.00	375.00	0.00	-4.00
		LRK	360.00	360.00	375.00	0.00	-4.00
		2311004. MAIDA AVG. QLTY.	80 KG.	MPK	370.00	360.00	380.00
NWB	350.00			370.00	415.00	-5.41	-15.66
PSH	377.50			367.50	390.00	2.72	-3.21
QTA	340.00			340.00	370.00	0.00	-8.11
LAH	3660.00			3490.00	3460.00	4.87	5.78
FAS	3475.00			3220.00	3475.00	7.92	0.00
RAW	3825.00			3787.50	3787.50	0.99	0.99
MUL	3100.00			3100.00	3485.00	0.00	-11.05
SAR	3520.00			3355.00	3600.00	4.92	-2.22
BPR	3600.00			3550.00	3650.00	1.41	-1.37
GJT	3520.00			3440.00	3600.00	2.33	-2.22
KAR	3370.00			3240.00	3460.00	4.01	-2.60
HYD	3580.00			3405.00	3625.00	5.14	-1.24
SKR	3300.00			3300.00	3460.00	0.00	-4.62
MPK	3550.00			3520.00	3650.00	0.85	-2.74
2311005. SUJI	85 KG.			PSH	3320.00	3360.00	3740.00
		MNG	3680.00	3680.00	3770.00	0.00	-2.39
		QTA	4200.00	4200.00	5200.00	0.00	-19.23
		LAH	4260.00	4175.00	3777.50	2.04	12.77
		FAS	3615.00	3465.00	3650.00	4.33	-0.96
		RAW	3862.50	3812.50	3837.50	1.31	0.65
		MUL	3450.00	3450.00	3575.00	0.00	-3.50
		SAH	3604.00	3400.00	3600.00	6.00	0.11
		BPR	3700.00	3600.00	3835.00	2.78	-3.52
		GJT	3650.00	3700.00	3825.00	-1.35	-4.58
		KAR	3662.50	3442.50	3591.00	6.39	1.99
		HYD	3650.00	3485.00	3750.00	4.73	-2.67
		SKR	3808.00	3700.00	3850.00	2.92	-1.09
		MPK	3800.00	3740.00	3950.00	1.60	-3.80
		PSH	3400.00	3425.00	3720.00	-0.73	-8.60
		2311006. CERELAC WHEAT(400 GM.)	EACH	QTA	4200.00	4200.00	4600.00
LAH	260.00			260.00	260.00	0.00	0.00
FAS	255.00			255.00	240.00	0.00	6.25
RAW	289.00			289.00	251.43	0.00	14.94
MUL	252.79			252.79	243.50	0.00	3.82
KAR	198.00			198.00	198.00	0.00	0.00
HYD	260.00			260.00	220.00	0.00	18.18
MPK	255.00			245.00	210.00	4.08	21.43
PSH	243.00			243.00	243.00	0.00	0.00
MNG	243.00			243.00	243.00	0.00	0.00
QTA	245.00			245.00	245.00	0.00	0.00

Contd.

## 7.10 Intercity Wholesale Prices of Selected Commodities

Group/Commodity/Item Specification	Unit	City	Prices (Rs.)			% Change in Sept., 2015 Over	
			Oct., 2015	Sept., 2015	Oct., 2014	Sept., 2015	Oct., 2014
040. Other Cereal Flour							
2312001. BESAN	85 KG.	LAH	8550.00	8550.00	5255.00	0.00	62.70
		FAS	8350.00	8137.50	5100.00	2.61	63.73
		RAW	8875.00	8812.50	5362.50	0.71	65.50
		MUL	7250.00	7250.00	5050.00	0.00	43.56
		GUJ	7650.00	8700.00	5525.00	-12.07	38.46
		SAR	9137.00	8500.00	5312.00	7.49	72.01
		SKT	9500.00	8925.00	5200.00	6.44	82.69
		GJT	7650.00	8650.00	5300.00	-11.56	44.34
		KSR	8475.00	8475.00	5300.00	0.00	59.91
		KAR	7263.00	7522.50	5865.00	-3.45	23.84
		HYD	9600.00	8742.00	5150.00	9.81	86.41
		SKR	8500.00	8075.00	5060.00	5.26	67.98
		MPK	10200.00	9350.00	5525.00	9.09	84.62
		PSH	9350.00	7282.50	5500.00	28.39	70.00
		QTA	9640.00	9640.00	6800.00	0.00	41.76
041. Sugar Refined							
2352001. SUGAR REFINED(BAG)	50 KG.	LAH	3000.00	3150.00	2950.00	-4.76	1.69
		FAS	2880.00	3080.00	2805.00	-6.49	2.67
		RAW	2925.00	3212.50	2862.50	-8.95	2.18
		MUL	2975.00	2925.00	2750.00	1.71	8.18
		GUJ	2950.00	3130.00	2815.00	-5.75	4.80
		SKT	2900.00	3120.00	2840.00	-7.05	2.11
		GJT	2950.00	3130.00	2830.00	-5.75	4.24
		KAR	2785.00	2950.00	2735.00	-5.59	1.83
		HYD	2720.00	3150.00	2720.00	-13.65	0.00
		MPK	2800.00	2910.00	2700.00	-3.78	3.70
		PSH	2900.00	3120.00	2830.00	-7.05	2.47
		MNG	3007.50	3150.00	2875.00	-4.52	4.61
		QTA	2800.00	3100.00	2780.00	-9.68	0.72
2352002. GUR AVG. QLTY.	40 KG.	LAH	3425.00	3425.00	2950.00	0.00	16.10
		MUL	3175.00	3150.00	2575.00	0.79	23.30
		SAR	2460.00	2650.00	2300.00	-7.17	6.96
		SKT	3600.00	3600.00	2650.00	0.00	35.85
		KSR	3250.00	3250.00	2900.00	0.00	12.07
		KAR	2980.00	2880.00	2640.00	3.47	12.88
		HYD	2900.00	2400.00	2500.00	20.83	16.00
		SKR	3200.00	3200.00	2700.00	0.00	18.52
		PSH	2750.00	2740.00	3100.00	0.36	-11.29
		MNG	3280.00	3280.00	3240.00	0.00	1.23
		QTA	3000.00	3000.00	3000.00	0.00	0.00
042. Chocolate							
2366001. CHOCOLATE CANDY (NOW)	DOZ.	LAH	52.00	52.00	52.00	0.00	0.00
		RAW	54.50	54.50	54.50	0.00	0.00
		BPR	55.00	55.00	55.00	0.00	0.00
		KSR	52.00	52.00	52.00	0.00	0.00
		KAR	52.00	52.00	52.00	0.00	0.00
		PSH	58.00	58.00	51.00	0.00	13.73
		QTA	54.00	54.00	54.00	0.00	0.00
043. Sugar Confectionary							
2367001. TOFFEE (HILAL)	DOZ.	LAH	10.00	10.00	10.00	0.00	0.00
		RAW	20.00	20.00	10.00	0.00	100.00
		GUJ	10.90	10.90	10.00	0.00	9.00
		SKT	10.00	10.00	10.00	0.00	0.00
		BPR	10.97	10.97	10.97	0.00	0.00
		KSR	10.00	10.00	10.00	0.00	0.00
		KAR	10.00	10.00	10.00	0.00	0.00

Contd.

## 7.10 Intercity Wholesale Prices of Selected Commodities

Group/Commodity/Item Specification	Unit	City	Prices (Rs.)			% Change in Sept., 2015 Over	
			Oct., 2015	Sept., 2015	Oct., 2014	Sept., 2015	Oct., 2014
		HYD	10.00	10.00	10.00	0.00	0.00
		LRK	15.00	15.00	10.50	0.00	42.86
		PSH	15.00	15.00	12.00	0.00	25.00
		QTA	10.00	10.00	10.00	0.00	0.00
<b>044. Coffee &amp; Tea</b>							
2391301. TEA LIPTON YELLOW LABEL 200 G.PKT	06 PKT.	LAH	1003.00	1003.00	725.00	0.00	38.34
		FAS	997.89	973.68	700.00	2.49	42.56
		RAW	995.00	995.00	717.50	0.00	38.68
		MUL	1027.00	960.00	696.27	6.98	47.50
		SKT	1023.00	1023.00	736.00	0.00	38.99
		KAR	975.00	975.00	726.31	0.00	34.24
		HYD	1010.52	1010.52	697.50	0.00	44.88
		SKR	957.60	957.60	708.88	0.00	35.09
		PSH	957.00	957.00	730.00	0.00	31.10
		MNG	870.00	870.00	673.50	0.00	29.18
		QTA	1050.00	1050.00	720.00	0.00	45.83
2391302. TEA SUPREME 200 G. PKT.	06 PKT.	LAH	884.00	884.00	682.74	0.00	29.48
		FAS	931.57	857.89	605.30	8.59	53.90
		RAW	822.50	822.50	662.50	0.00	24.15
		MUL	912.00	844.00	599.25	8.06	52.19
		SKT	978.95	789.47	699.00	24.00	40.05
		KAR	872.00	872.00	618.95	0.00	40.88
		HYD	934.73	934.73	599.28	0.00	55.98
		SKR	870.00	797.55	600.75	9.08	44.82
		PSH	855.00	855.00	588.00	0.00	45.41
		MNG	840.00	840.00	570.78	0.00	47.17
		QTA	760.00	760.00	746.00	0.00	1.88
2391303. TEA LOOSE	KG.	LAH	434.50	432.50	422.50	0.46	2.84
		FAS	522.50	522.50	515.00	0.00	1.46
		RAW	645.00	625.00	477.50	3.20	35.08
		MUL	525.00	525.00	475.00	0.00	10.53
		SKT	500.00	500.00	380.00	0.00	31.58
		GJT	550.00	550.00	440.00	0.00	25.00
		KAR	595.00	595.00	450.00	0.00	32.22
		HYD	600.00	600.00	440.00	0.00	36.36
		SKR	550.00	465.00	465.00	18.28	18.28
		MPK	320.00	380.00	240.00	-15.79	33.33
		PSH	660.00	600.00	440.00	10.00	50.00
		MNG	680.00	580.00	450.00	17.24	51.11
		QTA	410.00	410.00	410.00	0.00	0.00
2391304. TEA TAPAL MIXTURE (200 G ) PKT.	06 PKT	LAH	942.00	942.00	713.00	0.00	32.12
		FAS	921.05	836.84	694.73	10.06	32.58
		RAW	812.50	812.50	682.50	0.00	19.05
		MUL	834.00	834.00	621.60	0.00	34.17
		KAR	966.00	966.00	732.63	0.00	31.85
		HYD	941.05	941.05	679.20	0.00	38.55
		PSH	887.00	887.00	618.00	0.00	43.53
		MNG	810.00	810.00	690.00	0.00	17.39
		QTA	797.00	797.00	644.00	0.00	23.76
<b>045. Spices</b>							
2392101. BLACK PEPPER 50 G.PKT.(NATIONAL)	EACH	LAH	91.00	90.24	90.24	0.84	0.84
		RAW	88.00	88.00	88.00	0.00	0.00
		MUL	86.89	86.89	86.89	0.00	0.00
		SKT	86.89	86.89	86.89	0.00	0.00
		KAR	92.00	92.00	92.00	0.00	0.00
		HYD	96.00	96.00	96.00	0.00	0.00
		MPK	69.25	69.25	69.25	0.00	0.00

Contd.

## 7.10 Intercity Wholesale Prices of Selected Commodities

Group/Commodity/Item Specification	Unit	City	Prices (Rs.)			% Change in Sept., 2015 Over	
			Oct., 2015	Sept., 2015	Oct., 2014	Sept., 2015	Oct., 2014
		PSH	87.00	87.00	87.00	0.00	0.00
		MNG	90.00	90.00	90.00	0.00	0.00
		QTA	86.00	86.00	86.00	0.00	0.00
2392201. RED CHILLIES(200 G PKT.NATIONAL)	EACH	LAH	95.00	95.00	95.00	0.00	0.00
		FAS	96.32	96.32	96.32	0.00	0.00
		RAW	96.50	96.50	96.50	0.00	0.00
		MUL	95.52	95.52	95.52	0.00	0.00
		SKT	95.52	95.52	95.52	0.00	0.00
		KAR	100.00	100.00	100.00	0.00	0.00
		HYD	105.00	105.00	105.00	0.00	0.00
		MPK	96.50	96.50	96.50	0.00	0.00
		PSH	92.00	92.00	96.00	0.00	-4.17
		MNG	106.00	106.00	105.00	0.00	0.95
		QTA	92.00	92.00	92.00	0.00	0.00
2392402. CORRIANDER PWD.200 G. PKT.NAT.	EACH	LAH	87.96	87.96	70.93	0.00	24.01
		FAS	88.78	88.78	70.78	0.00	25.43
		RAW	91.50	91.50	77.50	0.00	18.06
		MUL	81.40	96.32	67.02	-15.49	21.46
		SKT	70.78	70.78	70.78	0.00	0.00
		KAR	84.00	84.00	84.00	0.00	0.00
		HYD	77.00	77.00	77.00	0.00	0.00
		MPK	68.41	68.41	68.41	0.00	0.00
		PSH	70.00	70.00	70.00	0.00	0.00
		MNG	70.00	70.00	70.00	0.00	0.00
		QTA	81.60	81.60	81.60	0.00	0.00
2392601. CLOVES	40 KG.	LAH	50500.00	50500.00	50500.00	0.00	0.00
		RAW	46750.00	46750.00	44250.00	0.00	5.65
		MUL	46500.00	46500.00	52500.00	0.00	-11.43
		KAR	37500.00	37500.00	59000.00	0.00	-36.44
		HYD	55500.00	55500.00	55500.00	0.00	0.00
		MPK	42000.00	44000.00	52000.00	-4.55	-19.23
		PSH	62000.00	60000.00	49500.00	3.33	25.25
		QTA	51000.00	51000.00	51000.00	0.00	0.00
046. Other Food Products							
2399401. VINEGAR SYNTHETIC (SIRKA)	DOZ.	LAH	720.00	720.00	720.00	0.00	0.00
		RAW	875.00	875.00	835.00	0.00	4.79
		KAR	545.00	545.00	490.00	0.00	11.22
		PSH	560.00	560.00	560.00	0.00	0.00
		QTA	900.00	900.00	786.00	0.00	14.50
2399901. TURMERIC POWDER(50 G.PKT.NATIONAL)	EACH	LAH	31.50	31.50	31.50	0.00	0.00
		FAS	31.96	31.96	31.96	0.00	0.00
		RAW	30.00	30.00	30.00	0.00	0.00
		MUL	31.69	31.69	31.69	0.00	0.00
		SKT	31.69	31.69	35.00	0.00	-9.46
		KAR	34.00	34.00	34.00	0.00	0.00
		HYD	35.00	35.00	35.00	0.00	0.00
		SKR	31.71	31.71	31.69	0.00	0.06
		MPK	32.00	32.00	32.00	0.00	0.00
		PSH	31.20	31.20	31.20	0.00	0.00
		MNG	32.50	32.50	32.50	0.00	0.00
		QTA	30.00	30.00	36.00	0.00	-16.67
047. Mineral Water							
2441001. MINERAL WATER NESTLE(1.5 LTR)	DOZ.	LAH	480.00	480.00	480.00	0.00	0.00
		FAS	440.00	440.00	440.00	0.00	0.00
		RAW	512.50	512.50	467.50	0.00	9.63
		MUL	508.00	508.00	472.00	0.00	7.63
		GUJ	450.00	450.00	450.00	0.00	0.00

Contd.

## 7.10 Intercity Wholesale Prices of Selected Commodities

Group/Commodity/Item Specification	Unit	City	Prices (Rs.)			% Change in Sept., 2015 Over	
			Oct., 2015	Sept., 2015	Oct., 2014	Sept., 2015	Oct., 2014
		SKT	419.00	419.00	419.00	0.00	0.00
		KAR	456.00	456.00	456.00	0.00	0.00
		HYD	470.00	470.00	470.00	0.00	0.00
		SKR	480.00	480.00	480.00	0.00	0.00
		MPK	418.00	418.00	418.00	0.00	0.00
		PSH	443.00	443.00	443.00	0.00	0.00
		QTA	528.00	528.00	528.00	0.00	0.00
048. Beverages							
2449001. COCA COLA(CRATE OF 24 BOTTLES)	EACH	LAH	442.00	442.00	442.00	0.00	0.00
		FAS	445.00	445.00	445.00	0.00	0.00
		RAW	382.50	382.50	382.50	0.00	0.00
		MUL	403.00	403.00	403.00	0.00	0.00
		SKT	444.00	444.00	444.00	0.00	0.00
		GJT	444.00	444.00	444.00	0.00	0.00
		KAR	444.00	444.00	444.00	0.00	0.00
		HYD	444.00	444.00	444.00	0.00	0.00
		SKR	432.00	432.00	432.00	0.00	0.00
		MPK	390.00	390.00	390.00	0.00	0.00
		PSH	445.00	445.00	430.00	0.00	3.49
		BNU	475.00	475.00	475.00	0.00	0.00
		MNG	430.00	430.00	430.00	0.00	0.00
		QTA	480.00	480.00	480.00	0.00	0.00
2449002. SEVEN UP (CRATE OF 24 BOTTLES)	EACH	LAH	442.00	442.00	442.00	0.00	0.00
		FAS	445.00	445.00	445.00	0.00	0.00
		RAW	382.50	382.50	382.50	0.00	0.00
		MUL	403.00	403.00	403.00	0.00	0.00
		SKT	444.00	444.00	444.00	0.00	0.00
		GJT	444.00	444.00	444.00	0.00	0.00
		KAR	444.00	444.00	444.00	0.00	0.00
		HYD	444.00	444.00	444.00	0.00	0.00
		SKR	432.00	432.00	432.00	0.00	0.00
		MPK	390.00	390.00	390.00	0.00	0.00
		PSH	445.00	445.00	445.00	0.00	0.00
		BNU	475.00	475.00	475.00	0.00	0.00
		MNG	420.00	420.00	420.00	0.00	0.00
		QTA	480.00	480.00	480.00	0.00	0.00
2449003. MAKKA COLA (CRATE OF 24 BOTTLES)	EACH	MUL	280.00	280.00	280.00	0.00	0.00
		GUJ	280.00	280.00	280.00	0.00	0.00
		SKT	270.00	270.00	270.00	0.00	0.00
		PSH	410.00	410.00	410.00	0.00	0.00
		BNU	322.00	322.00	322.00	0.00	0.00
		MNG	322.00	322.00	322.00	0.00	0.00
2449004. PEPSI COLA (CRATE OF 24 BOTTLES)	EACH	LAH	442.00	442.00	442.00	0.00	0.00
		FAS	445.00	445.00	445.00	0.00	0.00
		RAW	382.50	382.50	382.50	0.00	0.00
		MUL	403.00	403.00	403.00	0.00	0.00
		SKT	444.00	444.00	444.00	0.00	0.00
		GJT	444.00	444.00	444.00	0.00	0.00
		KAR	444.00	444.00	444.00	0.00	0.00
		HYD	444.00	444.00	444.00	0.00	0.00
		SKR	432.00	432.00	432.00	0.00	0.00
		PSH	445.00	445.00	445.00	0.00	0.00
		BNU	475.00	475.00	475.00	0.00	0.00
		MNG	420.00	420.00	420.00	0.00	0.00
		QTA	450.00	450.00	408.00	0.00	10.29

Contd.



## 7.10 Intercity Wholesale Prices of Selected Commodities

Group/Commodity/Item Specification	Unit	City	Prices (Rs.)			% Change in Sept., 2015 Over		
			Oct., 2015	Sept., 2015	Oct., 2014	Sept., 2015	Oct., 2014	
<b>049. Tobacco Products</b>								
2502001. CIGARETTES K-2 10'S (FILTER)	1000	KAR	2600.00	2600.00	2125.00	0.00	22.35	
2502002. CIGARETTES MELBOURNE	1000	KAR	2850.00	2850.00	2300.00	0.00	23.91	
2502003. CIGARETTES CAPSTAN LSFT 10 SS	1000	KAR	2850.00	2850.00	2300.00	0.00	23.91	
2502004. CIGARETTES GOLD LEAF (KSFT) 20	1000	KAR	5500.00	5500.00	4750.00	0.00	15.79	
<b>3b) Textiles &amp; Apparels</b>								
<b>050. Cotton Yarn</b>								
2636001. COTTON YARN 10/1 POPULAR FIBER	10 LB.	KAR	727.50	710.00	812.50	2.46	-10.46	
2636002. COTTON YARN 16/1 MGM	10 LB.	KAR	955.00	935.00	1117.50	2.14	-14.54	
2636003. COTTON YARN 21/1 SURIYA TEXTILE	10 LB.	KAR	1050.00	1050.00	1200.00	0.00	-12.50	
2636004. COTTON YARN 42/1 ABDULLAH TEXTILE	10 LB.	KAR	1550.00	1550.00	1600.00	0.00	-3.13	
2636005. COTTON YARN 20/2 BAJWA	10 LB.	KAR	1120.00	1120.00	1280.00	0.00	-12.50	
<b>051. Nylon Yarn</b>								
2643001. NYLON YARN RUPALI(PAK)50/72/00	LB.	KAR	90.00	90.00	107.00	0.00	-15.89	
2643002. NYLON YARN GRATON 50/36/00FLAT	LB.	KAR	77.00	77.00	92.00	0.00	-16.30	
2643003. NYLON YARN GRATON 75/48/0 DTY	LB.	KAR	103.00	103.00	103.00	0.00	0.00	
<b>052. Blended Yarn</b>								
2645001. BLND.YARN 30/1 A.A TEX.Z.TW PVC	LB.	KAR	128.00	128.00	141.00	0.00	-9.22	
2645002. BLND.YARN 40/1 SANA	LB.	KAR	151.00	151.00	151.00	0.00	0.00	
2645003. BLND.YARN 60/1 PP AGAR	LB.	KAR	124.00	124.00	124.00	0.00	0.00	
2645004. BLND.YARN 30/1 A.A TEX.COMBED	LB.	KAR	122.00	124.00	142.00	-1.61	-14.08	
2645005. BLND.YARN 40/1 A.A. TEXTILE	LB.	KAR	143.00	143.00	143.00	0.00	0.00	
<b>053. Woven Fabrics</b>								
2654001. LIGHT WEIGHT WORSTED (L.PUR)	MTR.	LAH	925.00	925.00	555.00	0.00	66.67	
		RAW	1037.50	1037.50	1037.50	0.00	0.00	
		KAR	1650.00	1650.00	1475.00	0.00	11.86	
2654002. HEAVY WEIGHT SUITING (L.PUR)	MTR.	LAH	1575.00	1575.00	875.00	0.00	80.00	
		RAW	1325.00	1325.00	1325.00	0.00	0.00	
		KAR	2250.00	2250.00	2250.00	0.00	0.00	
2654003. TWEED (LAWRENCEPUR)	MTR.	LAH	925.00	925.00	777.50	0.00	18.97	
		RAW	1125.00	1125.00	1125.00	0.00	0.00	
		KAR	2000.00	2000.00	1800.00	0.00	11.11	
2654004. WORSTED (LAWRENCEPUR)	MTR.	LAH	975.00	975.00	790.00	0.00	23.42	
		RAW	1175.00	1175.00	1175.00	0.00	0.00	
		KAR	1750.00	1750.00	1750.00	0.00	0.00	
<b>054. Cotton Fabrics</b>								
2662001. LATHA GUL AHMED 90000 SUP. QLTY.	40 MTR.	LAH	7900.00	7900.00	7900.00	0.00	0.00	
		FAS	8550.00	8550.00	8550.00	0.00	0.00	
		RAW	5625.00	5625.00	5225.00	0.00	7.66	
		MUL	8095.00	8095.00	8095.00	0.00	0.00	
		KAR	8500.00	8500.00	8300.00	0.00	2.41	
		HYD	7000.00	7000.00	7000.00	0.00	0.00	
2662002. LATHA PRESIDENT SUP. QLTY.	40 MTR.	LAH	3450.00	3450.00	3450.00	0.00	0.00	
		MUL	7140.00	7140.00	7140.00	0.00	0.00	
		KAR	3682.50	3682.50	3682.50	0.00	0.00	
2662003. LATHA MAST QALANDER SUP. QLTY.	40 MTR.	MUL	4920.00	4920.00	4920.00	0.00	0.00	
		KAR	2810.00	2810.00	2810.00	0.00	0.00	
2662004. LATHA MUGHAL-E-AZAM SUP. QLTY.	40 MTR.	LAH	3650.00	3650.00	3650.00	0.00	0.00	
		FAS	5650.00	5650.00	5650.00	0.00	0.00	
		RAW	5525.00	5525.00	5150.00	0.00	7.28	
		MUL	5880.00	5880.00	5880.00	0.00	0.00	
		KAR	5300.00	5300.00	5100.00	0.00	3.92	
		HYD	6000.00	6000.00	6000.00	0.00	0.00	
<b>055. Other Fabrics</b>								
2669001. LAWN AVG. QLTY.	MTR.	LAH	75.50	75.50	75.50	0.00	0.00	
		FAS	92.50	92.50	92.50	0.00	0.00	
		RAW	122.50	122.50	117.50	0.00	4.26	

Contd.

## 7.10 Intercity Wholesale Prices of Selected Commodities

Group/Commodity/Item Specification	Unit	City	Prices (Rs.)			% Change in Sept., 2015 Over	
			Oct., 2015	Sept., 2015	Oct., 2014	Sept., 2015	Oct., 2014
		MUL	125.00	125.00	125.00	0.00	0.00
		KAR	125.00	125.00	115.00	0.00	8.70
		HYD	120.00	120.00	100.00	0.00	20.00
		SKR	70.00	70.00	70.00	0.00	0.00
		QTA	130.00	130.00	130.00	0.00	0.00
2669002. LAWN SUP. QLTY.	MTR.	LAH	177.50	177.50	177.50	0.00	0.00
		FAS	230.00	230.00	230.00	0.00	0.00
		RAW	225.00	225.00	195.00	0.00	15.38
		MUL	190.00	190.00	190.00	0.00	0.00
		KAR	240.00	240.00	225.00	0.00	6.67
		QTA	152.50	152.50	152.50	0.00	0.00
2669003. GREY CLOTH 52"	MTR.	LAH	45.00	45.00	45.00	0.00	0.00
		FAS	62.50	62.50	62.50	0.00	0.00
		RAW	41.00	41.00	41.00	0.00	0.00
		MUL	117.50	117.50	90.00	0.00	30.56
		KAR	69.50	69.50	67.50	0.00	2.96
		LRK	105.00	105.00	105.00	0.00	0.00
2669004. GREY CLOTH 98"	MTR.	LAH	76.50	76.50	76.50	0.00	0.00
		FAS	122.50	122.50	122.50	0.00	0.00
		KAR	130.00	130.00	125.00	0.00	4.00
2669005. DRILL DYED	MTR.	LAH	75.50	75.50	75.50	0.00	0.00
		FAS	105.00	105.00	105.00	0.00	0.00
		RAW	32.50	32.50	32.50	0.00	0.00
		KAR	141.00	141.00	105.00	0.00	34.29
		QTA	68.00	68.00	68.00	0.00	0.00
056. Silk & Reyon Fabrics							
2679001. KT. SHIRTING AL-KARAM SUP. QLTY.	MTR.	LAH	82.50	82.50	82.50	0.00	0.00
		RAW	132.50	132.50	117.50	0.00	12.77
		KAR	135.00	135.00	105.00	0.00	28.57
2679002. KT. SHIRTING TOYOBO SUP. QLTY.	MTR.	FAS	212.50	212.50	212.50	0.00	0.00
		RAW	132.50	132.50	117.50	0.00	12.77
		MUL	85.00	85.00	85.00	0.00	0.00
		KAR	92.50	92.50	72.50	0.00	27.59
		QTA	73.00	73.00	73.00	0.00	0.00
2679003. WOOLY FLAT	MTR.	LAH	47.50	47.50	47.50	0.00	0.00
		KAR	39.00	39.00	39.00	0.00	0.00
		QTA	62.50	62.50	62.50	0.00	0.00
2679004. SILK AVG. QLTY.	MTR.	LAH	59.00	59.00	59.00	0.00	0.00
		RAW	57.50	57.50	47.50	0.00	21.05
		MUL	95.00	95.00	95.00	0.00	0.00
		KAR	41.00	41.00	41.00	0.00	0.00
		SKR	35.00	35.00	35.00	0.00	0.00
		QTA	55.00	55.00	55.00	0.00	0.00
2679005. SILK SUP. QLTY.	MTR.	LAH	85.50	85.50	85.50	0.00	0.00
		FAS	237.50	237.50	237.50	0.00	0.00
		RAW	95.00	95.00	77.50	0.00	22.58
		QTA	75.00	75.00	75.00	0.00	0.00
2679006. LINEN STAR MILL KARACHI	MTR.	LAH	116.50	116.50	116.50	0.00	0.00
		KAR	130.00	130.00	97.50	0.00	33.33
		QTA	92.00	92.00	92.00	0.00	0.00
057. Towels							
2684001. TOWEL MED SIZE AVG. QLTY.	DOZ.	LAH	1725.00	1725.00	1550.00	0.00	11.29
		FAS	1650.00	1650.00	1650.00	0.00	0.00
		KSR	1725.00	1725.00	1550.00	0.00	11.29
		KAR	2300.00	2300.00	2040.00	0.00	12.75
		SKR	2040.00	2040.00	1800.00	0.00	13.33

Contd.

## 7.10 Intercity Wholesale Prices of Selected Commodities

Group/Commodity/Item Specification	Unit	City	Prices (Rs.)			% Change in Sept., 2015 Over	
			Oct., 2015	Sept., 2015	Oct., 2014	Sept., 2015	Oct., 2014
		PSH	2400.00	2400.00	2400.00	0.00	0.00
		QTA	1620.00	1620.00	1620.00	0.00	0.00
058. Blankets							
2711001. BLANKET MOONLITE SINGLE	EACH	LAH	2400.00	2400.00	2400.00	0.00	0.00
		RAW	2975.00	2975.00	2875.00	0.00	3.48
		KAR	2150.00	2150.00	2050.00	0.00	4.88
2711002. BLANKET MOONLITE DOUBLE	EACH	LAH	3000.00	3000.00	3000.00	0.00	0.00
		RAW	3325.00	3325.00	3225.00	0.00	3.10
		KAR	2650.00	2650.00	2550.00	0.00	3.92
059. Bed Sheets							
2712001. BED SHEET COTTON SINGLE AVG. QLTY.	DOZ.	LAH	3250.00	3250.00	3250.00	0.00	0.00
		FAS	4300.00	4300.00	4300.00	0.00	0.00
		KAR	4350.00	4350.00	3750.00	0.00	16.00
		SKR	3960.00	3960.00	3600.00	0.00	10.00
		PSH	4800.00	4800.00	4800.00	0.00	0.00
		QTA	3600.00	3600.00	3600.00	0.00	0.00
2712002. BED SHEET COTTON DOUBLE AVG. QLTY.	DOZ.	LAH	5650.00	5650.00	5650.00	0.00	0.00
		FAS	4900.00	4900.00	4900.00	0.00	0.00
		KAR	6750.00	6750.00	5700.00	0.00	18.42
		SKR	7800.00	7800.00	7800.00	0.00	0.00
		PSH	9600.00	9600.00	9600.00	0.00	0.00
		QTA	4250.00	4250.00	4250.00	0.00	0.00
060. Quilts							
2718001. READY MADE QUILT	EACH	LAH	875.00	875.00	750.00	0.00	16.67
		RAW	775.00	775.00	775.00	0.00	0.00
		KAR	1075.00	1075.00	825.00	0.00	30.30
		PSH	925.00	925.00	925.00	0.00	0.00
		QTA	600.00	600.00	600.00	0.00	0.00
061. Woolen Carpets							
2721001. WOOLEN CARPET	SQ.FT.	LAH	60.00	60.00	60.00	0.00	0.00
		KAR	51.00	51.00	51.00	0.00	0.00
062. Synthetic Carpets							
2729001. SYNTHETIC CARPET	SQ.FT.	LAH	32.50	32.50	32.50	0.00	0.00
		RAW	24.50	24.50	24.50	0.00	0.00
		KAR	45.50	45.50	45.50	0.00	0.00
		QTA	46.50	46.50	46.50	0.00	0.00
063. Hosiery Products							
2821001. UNDER WEAR MED. SIZE AVG. QLTY.	DOZ.	LAH	1125.00	1125.00	1125.00	0.00	0.00
		FAS	780.00	780.00	780.00	0.00	0.00
		RAW	1875.00	1875.00	1712.50	0.00	9.49
		KAR	1000.00	1000.00	870.00	0.00	14.94
		SKR	890.00	890.00	780.00	0.00	14.10
		PSH	1440.00	1440.00	1440.00	0.00	0.00
		QTA	420.00	420.00	420.00	0.00	0.00
2821002. VEST (BANYAN)MED. SIZE AVG. QLTY.	DOZ.	LAH	1175.00	1175.00	1175.00	0.00	0.00
		FAS	900.00	900.00	900.00	0.00	0.00
		RAW	1875.00	1875.00	1712.50	0.00	9.49
		KAR	1030.00	1030.00	888.00	0.00	15.99
		SKR	1322.50	1322.50	1322.50	0.00	0.00
		PSH	1500.00	1190.00	1190.00	26.05	26.05
		QTA	720.00	720.00	720.00	0.00	0.00
2821003. SOCKS NYLON MIXED GENTS SUP. QLTY.	DOZ.	LAH	1125.00	1125.00	1125.00	0.00	0.00
		FAS	710.00	710.00	710.00	0.00	0.00
		RAW	812.50	812.50	812.50	0.00	0.00
		KAR	798.00	798.00	720.00	0.00	10.83
		SKR	860.00	860.00	860.00	0.00	0.00

Contd.

## 7.10 Intercity Wholesale Prices of Selected Commodities

Group/Commodity/Item Specification	Unit	City	Prices (Rs.)			% Change in Sept., 2015 Over	
			Oct., 2015	Sept., 2015	Oct., 2014	Sept., 2015	Oct., 2014
		PSH	900.00	840.00	840.00	7.14	7.14
		QTA	620.00	620.00	620.00	0.00	0.00
2821004. SOCKS COTTON GENTS AVG. QLTY.	DOZ.	LAH	750.00	750.00	650.00	0.00	15.38
		FAS	510.00	510.00	510.00	0.00	0.00
		KAR	650.00	650.00	630.00	0.00	3.17
<b>064. Readymade Garments</b>							
2823101. PANTS GENTS (W&W) AVG. QLTY.	DOZ.	LAH	4250.00	4250.00	4250.00	0.00	0.00
		RAW	7250.00	7250.00	6950.00	0.00	4.32
		KAR	5100.00	5100.00	5100.00	0.00	0.00
2823102. SHORT	DOZ.	LAH	1250.00	1250.00	1250.00	0.00	0.00
		KAR	1260.00	1260.00	1260.00	0.00	0.00
		HYD	2400.00	2400.00	2000.00	0.00	20.00
2823103. AWAMI SUIT(W&W) AVG. QLTY.	DOZ.	LAH	9000.00	9000.00	9000.00	0.00	0.00
		RAW	12750.00	12750.00	11250.00	0.00	13.33
		KAR	6700.00	6700.00	8100.00	0.00	-17.28
		QTA	5400.00	5400.00	5400.00	0.00	0.00
2823201. SHIRT GENTS (W&W) AVG. QLTY.	DOZ.	LAH	3225.00	3225.00	3225.00	0.00	0.00
		RAW	4275.00	4275.00	4125.00	0.00	3.64
		KAR	4050.00	4050.00	4050.00	0.00	0.00
2823301. GIRL'S FROCK (W&W)	DOZ.	LAH	8750.00	8750.00	8750.00	0.00	0.00
		RAW	11100.00	11100.00	9350.00	0.00	18.72
		KAR	6740.00	6740.00	6450.00	0.00	4.50
<b>3c) Leather Products</b>							
<b>065. Leather Without Hair</b>							
2912001. SOLE LEATHER 5 MM GR-1	KG.	SAH	700.00	700.00	640.00	0.00	9.38
		KSR	425.00	425.00	425.00	0.00	0.00
2912002. SOLE LEATHER 4.5 MM GR-1	KG.	SAH	725.00	725.00	680.00	0.00	6.62
		KSR	490.00	490.00	490.00	0.00	0.00
2912003. SOLE LEATHER 4 MM GR-1	KG.	SAH	750.00	750.00	710.00	0.00	5.63
		KSR	510.00	510.00	510.00	0.00	0.00
<b>066. Other Leather N.E.C</b>							
2913001. CHROME LEATHER COW ANALINE GR-I	DM.	SAH	19.37	19.37	26.90	0.00	-27.99
		KSR	21.00	21.00	20.00	0.00	5.00
2913002. CHROME LEATHER COW ANALINE GR-II	DM.	SAH	18.29	18.29	23.14	0.00	-20.96
		KSR	18.22	18.22	19.00	0.00	-4.11
2913003. CHROME LEATHER BUFF CALF (SUP)	DM.	SAH	17.22	17.22	17.22	0.00	0.00
		KSR	17.00	17.00	17.00	0.00	0.00
2913004. CHROME LEATHER BUFF CALF (B)	DM.	SAH	15.60	15.60	15.60	0.00	0.00
		KSR	15.00	15.00	15.00	0.00	0.00
<b>067. Footwears</b>							
2933001. GENTS SHOES PAUL BATA	PAIR	LAH	818.23	818.23	818.23	0.00	0.00
2933002. GENTS SANDAL BATA	PAIR	LAH	572.51	572.51	572.51	0.00	0.00
2933003. GENTS SLATE CHAPPAL BATA	PAIR	LAH	110.08	110.08	110.08	0.00	0.00
2933004. LADIES SANDAL BATA (EMOZIAN)	PAIR	LAH	490.61	490.61	490.61	0.00	0.00
2933005. LADIES SPOUNG CHAPPAL BATA(TROPICAL)	PAIR	LAH	109.52	109.52	109.52	0.00	0.00
2933006. CHILD SHOE POWER LIFE BATA	PAIR	LAH	285.85	285.85	285.85	0.00	0.00
2933007. GENTS SHOES ART 1109 SERVIS	PAIR	LAH	477.00	477.00	477.00	0.00	0.00
2933008. CHEETAH 50 SIZE 3.5	PAIR	LAH	679.00	679.00	679.00	0.00	0.00
2933009. SERVIS SHOES WOMEN	PAIR	LAH	370.00	370.00	370.00	0.00	0.00
2933010. SERVIS SHOES CHILDREN	PAIR	LAH	257.00	257.00	257.00	0.00	0.00
<b>4. Other Transportable Goods</b>							
<b>068. Timber</b>							
3131001. TIMBER SHEESHAM	CMT.	LAH	59151.00	59151.00	55618.00	0.00	6.35
		RAW	67098.00	67098.00	59152.00	0.00	13.43
		KAR	59000.00	54230.00	45425.00	8.80	29.88
		PSH	42378.00	42378.00	42378.00	0.00	0.00
		QTA	55582.00	55582.00	55582.00	0.00	0.00

Contd.

## 7.10 Intercity Wholesale Prices of Selected Commodities

Group/Commodity/Item Specification	Unit	City	Prices (Rs.)			% Change in Sept., 2015 Over	
			Oct., 2015	Sept., 2015	Oct., 2014	Sept., 2015	Oct., 2014
3131002. TIMBER KERUING PINE WOOD	CMT.	RAW	64449.00	64449.00	62683.50	0.00	2.82
		KAR	59000.00	53822.50	46900.00	9.62	25.80
3131003. TIMBER PERTAL	CMT.	LAH	38845.50	38845.50	35947.00	0.00	8.06
		RAW	52089.00	52089.00	48558.00	0.00	7.27
		KAR	43000.00	38997.50	34700.00	10.26	23.92
		PSH	52372.00	52372.00	52372.00	0.00	0.00
		QTA	31050.00	31050.00	31050.00	0.00	0.00
3131004. TIMBER CHIR	CMT.	LAH	32665.50	32665.50	25602.50	0.00	27.59
		RAW	46792.00	46792.00	43260.50	0.00	8.16
		KAR	34500.00	31200.00	26350.00	10.58	30.93
3131005. TIMBER DEODAR	CMT.	RAW	104178.50	104178.50	97998.00	0.00	6.31
		KAR	112500.00	105000.00	90950.00	7.14	23.69
		PSH	95358.00	95358.00	95358.00	0.00	0.00
		QTA	88000.00	88000.00	88000.00	0.00	0.00
3131006. TIMBER TEAK WOOD	CMT.	LAH	143021.50	143021.50	125364.50	0.00	14.08
		KAR	155000.00	148450.50	108300.00	4.41	43.12
069. Printing Paper							
3212901. OFFSET PAPER FLYING FINISH	KG.	KAR	78.00	78.00	85.00	0.00	-8.24
3212902. ART PAPER "LEYKAM"/CHINA	KG.	KAR	115.00	115.00	115.00	0.00	0.00
3212903. PRINTING PAPER ROYAL CENTURY	KG.	KAR	90.00	90.00	90.00	0.00	0.00
3212904. PHOTOSTAT PAPER 210X297 A-4(80GM)	KG.	KAR	365.00	365.00	370.00	0.00	-1.35
070. Hard Board							
3213301. KRAFT LINES BOARD (BRAZIL-125)	KG.	KAR	95.00	95.00	110.00	0.00	-13.64
071. Coke							
3310001. COKE	MT.	KAR	60000.00	60000.00	60000.00	0.00	0.00
072. Motor Spirit							
3331001. MOTOR SPRIT 87 RON	LTR.	KAR	73.70	73.70	103.56	0.00	-28.83
073. Diesel Oil							
3333001. DIESEL OIL LIGHT SPEED (BULK)	LTR.	KAR	53.52	53.52	91.34	0.00	-41.41
3333002. DIESEL OIL HIGH SPEED(BULK)	LTR.	KAR	81.98	81.98	107.33	0.00	-23.62
074. Kerosine Oil							
3334001. Kerosine Oil	LTR.	KAR	56.97	56.97	104.08	0.00	-45.26
075. Furnace Oil							
3337001. HIGH SULPHUR FURNACE OIL(HSFO)	MT.	KAR	28823.00	27859.50	58088.00	3.46	-50.38
076. Mobil Oil							
3338001. HAVOLINE MOBIL OIL PETROL ENGN.	4 LTR.	FAS	1950.00	1950.00	1950.00	0.00	0.00
		RAW	1962.50	1962.50	1987.50	0.00	-1.26
		MUL	1780.00	1780.00	1780.00	0.00	0.00
		GJT	1790.00	1790.00	1790.00	0.00	0.00
		KAR	2157.00	2157.00	2157.00	0.00	0.00
		PSH	1700.00	1640.00	1640.00	3.66	3.66
		QTA	1670.00	1670.00	1670.00	0.00	0.00
3338002. HAVOLINE MOBIL OIL CNG ENGN.	4 LTR.	FAS	1600.00	1600.00	1600.00	0.00	0.00
		RAW	1937.50	1937.50	1962.50	0.00	-1.27
		MUL	1660.00	1660.00	1830.00	0.00	-9.29
		GJT	1790.00	1790.00	1835.00	0.00	-2.45
		KAR	1833.00	1833.00	1833.00	0.00	0.00
		PSH	1700.00	1670.00	1680.00	1.80	1.19
		QTA	1725.00	1725.00	1725.00	0.00	0.00
077. Chemicals							
3414001. STEARIC ACID	LB.	LAH	122.50	122.50	110.00	0.00	11.36
		KAR	76.00	88.50	102.50	-14.12	-25.85
3414002. ACETIC ACID	LB.	LAH	80.00	80.00	80.00	0.00	0.00
		KAR	41.00	43.50	55.50	-5.75	-26.13
		PSH	50.00	50.00	59.00	0.00	-15.25
3414003. TARTARIC POWDER	50 KG.	LAH	17500.00	17500.00	18000.00	0.00	-2.78
		KAR	11500.00	11000.00	10500.00	4.55	9.52

Contd.

## 7.10 Intercity Wholesale Prices of Selected Commodities

Group/Commodity/Item Specification	Unit	City	Prices (Rs.)			% Change in Sept., 2015 Over			
			Oct., 2015	Sept., 2015	Oct., 2014	Sept., 2015	Oct., 2014		
3414004. CITRIC ACID	50 KG.	LAH	5700.00	5700.00	6500.00	0.00	-12.31		
		KAR	4900.00	4950.00	6250.00	-1.01	-21.60		
		PSH	5700.00	5700.00	6500.00	0.00	-12.31		
3414005. CHINA CLAY	M.T.	KAR	52000.00	52000.00	52000.00	0.00	0.00		
3414006. BLEACHING POWDER	50 KG.	LAH	2600.00	2600.00	2500.00	0.00	4.00		
		KSR	2675.00	2675.00	2900.00	0.00	-7.76		
		KAR	2275.00	2275.00	1975.00	0.00	15.19		
3414007. GLUCOSE POWDER	50 KG.	PSH	3000.00	3000.00	2600.00	0.00	15.38		
		LAH	4800.00	4800.00	5200.00	0.00	-7.69		
		KAR	4312.50	4550.00	5200.00	-5.22	-17.07		
3422001. ZINC OXIDE	50 KG.	PSH	5000.00	5200.00	5300.00	-3.85	-5.66		
		LAH	21000.00	21000.00	19000.00	0.00	10.53		
		PSH	15000.00	15000.00	16500.00	0.00	-9.09		
3423101. CAUSTIC SODA	50 KG.	LAH	3700.00	3700.00	3900.00	0.00	-5.13		
		KSR	3725.00	3725.00	3900.00	0.00	-4.49		
		KAR	3710.00	3710.00	4000.00	0.00	-7.25		
3423102. SULPHURIC ACID	100 KG.	PSH	4000.00	4000.00	3800.00	0.00	5.26		
		LAH	2500.00	2500.00	2500.00	0.00	0.00		
		KAR	2387.50	2380.00	2400.00	0.32	-0.52		
3423103. MERCURY	KG.	PSH	2000.00	2000.00	2000.00	0.00	0.00		
		LAH	12500.00	12500.00	14000.00	0.00	-10.71		
		KAR	7600.00	10800.00	14000.00	-29.63	-45.71		
3424001. SODA ASH LIGHT 80 KG. BAG	BAG	PSH	11000.00	11000.00	13000.00	0.00	-15.38		
		LAH	3360.00	3360.00	3800.00	0.00	-11.58		
		KSR	3425.00	3425.00	3725.00	0.00	-8.05		
3424002. SODIUM BI- CARBONATE.	50 KG.	KAR	2072.50	2072.50	3360.00	0.00	-38.32		
		PSH	3450.00	3450.00	3360.00	0.00	2.68		
		LAH	2450.00	2450.00	2500.00	0.00	-2.00		
3424003. SALT EPSUM	100 KG.	KAR	2275.00	2290.00	2750.00	-0.66	-17.27		
		PSH	2400.00	2400.00	2400.00	0.00	0.00		
		LAH	1400.00	1400.00	1600.00	0.00	-12.50		
078. Dyeing Material		KAR	1625.00	1625.00	1800.00	0.00	-9.72		
		PSH	2600.00	2600.00	2600.00	0.00	0.00		
		3431001. DYES RED B-BASE	LB.	KAR	270.00	270.00	250.00	0.00	8.00
3431002. DYES ORITEX JAPAN RED HR-2.	LB.	KAR	225.00	225.00	225.00	0.00	0.00		
3431003. DYED REACTIVE VIOLET H-3R	LB.	KAR	250.00	250.00	250.00	0.00	0.00		
079. Fertilizers		3461101. SONA UREA	MT.	LAH	37000.00	37000.00	36500.00	0.00	1.37
		FAS	40000.00	40400.00	38000.00	-0.99	5.26		
		MUL	38000.00	37000.00	37000.00	2.70	2.70		
3461102. KISAN UREA	MT.	PSH	39000.00	40000.00	38000.00	-2.50	2.63		
		LAH	37000.00	37000.00	36500.00	0.00	1.37		
		FAS	39000.00	40000.00	37400.00	-2.50	4.28		
3461401. CALCIUM AMMONIUM NITRATE	MT.	MUL	36000.00	36000.00	36200.00	0.00	-0.55		
		GUJ	34400.00	34400.00	35000.00	0.00	-1.71		
		PSH	37600.00	39000.00	37600.00	-3.59	0.00		
3462101. SINGLE SUPPER PHOSPHATE (GR) 18PC	MT.	LAH	32500.00	32500.00	32500.00	0.00	0.00		
		FAS	34000.00	35000.00	33000.00	-2.86	3.03		
		MUL	30600.00	30400.00	30400.00	0.66	0.66		
		GUJ	32000.00	32000.00	30000.00	0.00	6.67		
		PSH	31000.00	31000.00	31000.00	0.00	0.00		
		LAH	20000.00	20000.00	20000.00	0.00	0.00		
		FAS	21000.00	21000.00	19000.00	0.00	10.53		
		MUL	18600.00	18600.00	17600.00	0.00	5.68		
		GUJ	18000.00	18000.00	18000.00	0.00	0.00		
		PSH	20000.00	20000.00	20000.00	0.00	0.00		

Contd.

## 7.10 Intercity Wholesale Prices of Selected Commodities

Group/Commodity/Item Specification	Unit	City	Prices (Rs.)			% Change in Sept., 2015 Over			
			Oct., 2015	Sept., 2015	Oct., 2014	Sept., 2015	Oct., 2014		
3462102. SINGLE SUPER PHOSPHATE (PD) 18PC	MT.	LAH	21000.00	21000.00	21000.00	0.00	0.00		
		FAS	21950.00	21950.00	21950.00	0.00	0.00		
		MUL	21900.00	21900.00	21900.00	0.00	0.00		
		GUJ	22000.00	22000.00	22000.00	0.00	0.00		
		PSH	25100.00	25100.00	25100.00	0.00	0.00		
3462103. TRIPLE SUPER PHOSPHATE (GR)	MT.	LAH	61750.00	61750.00	61750.00	0.00	0.00		
		FAS	61850.00	61850.00	61850.00	0.00	0.00		
		MUL	62050.00	62050.00	62050.00	0.00	0.00		
		GUJ	66000.00	66000.00	66000.00	0.00	0.00		
		PSH	60000.00	60000.00	60000.00	0.00	0.00		
3463201. SULPHATE OF POTASH	MT.	LAH	103000.00	103000.00	97000.00	0.00	6.19		
		MUL	83600.00	83600.00	83600.00	0.00	0.00		
		KSR	103000.00	103000.00	97000.00	0.00	6.19		
3464101. NITRO PHOSPHATE	MT.	LAH	50500.00	50500.00	50000.00	0.00	1.00		
		FAS	50000.00	53000.00	52000.00	-5.66	-3.85		
		MUL	49400.00	50000.00	49600.00	-1.20	-0.40		
		GUJ	54000.00	54000.00	49000.00	0.00	10.20		
		PSH	51000.00	51000.00	52400.00	0.00	-2.67		
3464201. DIA-AMMONIUM PHOSPHATE	MT.	LAH	75000.00	75000.00	73000.00	0.00	2.74		
		FAS	74000.00	75000.00	73000.00	-1.33	1.37		
		MUL	75600.00	74200.00	71600.00	1.89	5.59		
		GUJ	74000.00	74000.00	70000.00	0.00	5.71		
		PSH	73000.00	73000.00	74000.00	0.00	-1.35		
3464401. NITROGEN PHOSPHATE AND POTACIUM(NPK)	MT.	LAH	62000.00	62000.00	63000.00	0.00	-1.59		
		GUJ	50000.00	50000.00	60000.00	0.00	-16.67		
		SAR	57600.00	59400.00	59700.00	-3.03	-3.52		
		HYD	61680.00	61680.00	61680.00	0.00	0.00		
<b>080. Pesticides</b>									
3466101. THIODAN 35 EC(AGRICULTURE) 1 LTR	BOTTLE	LAH	750.00	580.00	580.00	29.31	29.31		
		FAS	1050.00	1050.00	1050.00	0.00	0.00		
		MUL	1200.00	1200.00	1150.00	0.00	4.35		
		SAR	875.00	875.00	875.00	0.00	0.00		
		GJT	500.00	500.00	500.00	0.00	0.00		
		HYD	750.00	750.00	750.00	0.00	0.00		
		MPK	600.00	600.00	600.00	0.00	0.00		
		3466102. DURSBAN TC(TERMICIDE CONC.)	BOTTLE	LAH	2000.00	1050.00	1050.00	90.48	90.48
				FAS	1265.00	1265.00	1265.00	0.00	0.00
				MUL	1550.00	1550.00	1550.00	0.00	0.00
3466103. SARSABZ (VEGETABLES) 1 LTR.	BOTTLE	LAH	250.00	210.00	210.00	19.05	19.05		
		FAS	360.00	360.00	360.00	0.00	0.00		
		MUL	700.00	700.00	600.00	0.00	16.67		
		SAR	300.00	300.00	250.00	0.00	20.00		
		GJT	500.00	500.00	400.00	0.00	25.00		
3466104. MALATHION (ALL ANIMALS) 1 LTR.	BOTTLE	LAH	800.00	800.00	800.00	0.00	0.00		
		FAS	1300.00	1300.00	1300.00	0.00	0.00		
		GUJ	1100.00	1100.00	800.00	0.00	37.50		
		GJT	1200.00	1200.00	800.00	0.00	50.00		
<b>081. Insecticides</b>									
3471001. L-D POLYTHYLENE	LB.	KAR	83.69	83.69	101.44	0.00	-17.50		
3473001. POLYSTRENE GP.	55 LB.	KAR	4650.00	4650.00	6318.00	0.00	-26.40		
<b>082. Paints &amp; Varnishes</b>									
3511001. SYN CLEAR VARNISH (BUXLYS)	3 LTR.	LAH	1062.00	1062.00	1050.00	0.00	1.14		
		KAR	1225.00	1225.00	1020.00	0.00	20.10		
3511002. SYN CLEAR VARNISH (BERGER)	3 LTR.	LAH	1215.00	1215.00	1150.00	0.00	5.65		
		KAR	1375.00	1375.00	1210.00	0.00	13.64		

Contd.

## 7.10 Intercity Wholesale Prices of Selected Commodities

Group/Commodity/Item Specification	Unit	City	Prices (Rs.)			% Change in Sept., 2015 Over	
			Oct., 2015	Sept., 2015	Oct., 2014	Sept., 2015	Oct., 2014
3511003. SYN ENAMEL VIP (BERGER)	3.6 LTR	LAH	1860.00	1860.00	1700.00	0.00	9.41
		RAW	1337.50	1337.50	1355.00	0.00	-1.29
		KAR	1650.00	1650.00	1440.00	0.00	14.58
3511004. SYN ENAMEL 413 (BUXLYS)	3.6 LTR	LAH	1380.00	1380.00	1370.00	0.00	0.73
		RAW	1330.00	1330.00	1345.00	0.00	-1.12
		KAR	1650.00	1650.00	1440.00	0.00	14.58
3511005. VIP PLASTIC EMULSION (BERGER)	4 LTR.	LAH	1836.00	1836.00	1750.00	0.00	4.91
		RAW	1555.00	1555.00	1575.00	0.00	-1.27
		KAR	1500.00	1500.00	1250.00	0.00	20.00
3511006. PLASTIC BOUND DISTEMPER(BUXLYS)	6 KG.	LAH	1210.00	1210.00	1210.00	0.00	0.00
		RAW	975.00	975.00	1025.00	0.00	-4.88
		KAR	975.00	975.00	950.00	0.00	2.63
3511007. ICI PLASTIC EMULSION	4 LTR	LAH	1940.00	1940.00	1800.00	0.00	7.78
		RAW	1690.00	1690.00	1725.00	0.00	-2.03
		KAR	1750.00	1750.00	1620.00	0.00	8.02
083. Medicines							
3526001. PANADOL TAB. (200)	PACKET	LAH	153.00	153.00	153.00	0.00	0.00
		RAW	165.00	165.00	165.00	0.00	0.00
		MUL	153.00	153.00	153.00	0.00	0.00
		KAR	165.00	165.00	165.00	0.00	0.00
		MPK	153.00	153.00	153.00	0.00	0.00
		PSH	160.00	160.00	160.00	0.00	0.00
		QTA	200.00	180.00	180.00	11.11	11.11
3526002. DISPRIN TAB. (600)	PACKET	LAH	525.00	525.00	525.00	0.00	0.00
		RAW	372.50	372.50	372.50	0.00	0.00
		MUL	510.00	510.00	510.00	0.00	0.00
		KAR	510.00	459.00	459.00	11.11	11.11
		MPK	360.00	360.00	360.00	0.00	0.00
		PSH	510.00	516.00	516.00	-1.16	-1.16
		QTA	440.00	440.00	440.00	0.00	0.00
3526003. FLAGYL TAB. (200)	PACKET	LAH	170.00	170.00	170.00	0.00	0.00
		RAW	255.00	255.00	255.00	0.00	0.00
		MUL	270.00	270.00	270.00	0.00	0.00
		KAR	260.00	260.00	260.00	0.00	0.00
		MPK	260.00	260.00	260.00	0.00	0.00
		PSH	283.00	283.00	283.00	0.00	0.00
		QTA	180.00	180.00	180.00	0.00	0.00
3526004. VENTOLIN TAB.(100)	PACKET	LAH	82.00	82.00	82.00	0.00	0.00
		RAW	85.00	85.00	73.00	0.00	16.44
		MUL	121.00	121.00	121.00	0.00	0.00
		KAR	86.53	86.53	86.53	0.00	0.00
		MPK	73.20	73.20	73.20	0.00	0.00
		PSH	85.00	85.00	72.00	0.00	18.06
		QTA	90.00	90.00	80.00	0.00	12.50
3526005. DAONIL TAB. (60)	PACKET	LAH	75.12	75.12	75.12	0.00	0.00
		RAW	86.50	86.50	86.50	0.00	0.00
		MUL	86.31	86.31	86.31	0.00	0.00
		KAR	88.00	88.00	88.00	0.00	0.00
		MPK	76.00	76.00	76.00	0.00	0.00
		PSH	90.00	90.00	90.00	0.00	0.00
		QTA	90.00	90.00	90.00	0.00	0.00
3526006. ENTOX TAB. (100)	PACKET	LAH	87.50	87.50	87.50	0.00	0.00
		RAW	73.00	73.00	73.00	0.00	0.00
		MUL	85.00	85.00	85.00	0.00	0.00
		KAR	100.00	100.00	100.00	0.00	0.00
		MPK	85.00	85.00	85.00	0.00	0.00

Contd.



## 7.10 Intercity Wholesale Prices of Selected Commodities

Group/Commodity/Item Specification	Unit	City	Prices (Rs.)			% Change in Sept., 2015 Over	
			Oct., 2015	Sept., 2015	Oct., 2014	Sept., 2015	Oct., 2014
3526007. CALCIUM TAB. 1000 SANDOZ	06 BOTT	PSH	100.00	100.00	100.00	0.00	0.00
		QTA	85.00	85.00	85.00	0.00	0.00
		LAH	642.00	622.00	622.00	3.22	3.22
		RAW	620.00	620.00	620.00	0.00	0.00
		MUL	622.20	622.20	622.20	0.00	0.00
		KAR	660.00	660.00	732.00	0.00	-9.84
3526008. RENITEC TAB. 5 MG. (20)	PACKET	MPK	520.00	520.00	520.00	0.00	0.00
		PSH	630.00	630.00	630.00	0.00	0.00
		QTA	636.00	636.00	636.00	0.00	0.00
		LAH	87.56	87.56	87.56	0.00	0.00
		RAW	99.50	99.50	99.50	0.00	0.00
		MUL	99.45	99.45	99.45	0.00	0.00
3526009. CARMINA (150 TABLETS)	06 BOTT	KAR	100.00	100.00	100.00	0.00	0.00
		MPK	88.00	88.00	88.00	0.00	0.00
		PSH	105.30	105.30	105.30	0.00	0.00
		QTA	102.00	102.00	102.00	0.00	0.00
		LAH	150.00	150.00	150.00	0.00	0.00
		RAW	120.00	120.00	120.00	0.00	0.00
3526010. SUALIN (250 TAB.) STRIP	EACH	MUL	153.00	153.00	153.00	0.00	0.00
		KAR	180.00	180.00	180.00	0.00	0.00
		PSH	170.00	170.00	170.00	0.00	0.00
		LAH	68.75	68.75	68.75	0.00	0.00
		RAW	78.00	78.00	78.00	0.00	0.00
		KAR	132.00	132.00	132.00	0.00	0.00
3526011. SANCOS SYRUP 60 MG.	06 BOTT	PSH	150.00	150.00	150.00	0.00	0.00
		LAH	331.50	331.50	331.50	0.00	0.00
		RAW	142.50	142.50	142.50	0.00	0.00
		MUL	280.50	280.50	280.50	0.00	0.00
		KAR	160.00	160.00	160.00	0.00	0.00
		MPK	285.00	285.00	285.00	0.00	0.00
3526012. PHENRGONE SYRUP 120 MG	06 BOTT	PSH	300.00	300.00	300.00	0.00	0.00
		QTA	287.00	287.00	287.00	0.00	0.00
		LAH	179.66	179.66	179.66	0.00	0.00
		RAW	168.00	168.00	168.00	0.00	0.00
		MUL	168.30	168.30	168.30	0.00	0.00
		KAR	198.00	198.00	198.00	0.00	0.00
3526013. CALPOL SYRUP	06 BOTT	MPK	170.00	170.00	170.00	0.00	0.00
		PSH	174.00	174.00	170.28	0.00	2.18
		QTA	195.00	195.00	195.00	0.00	0.00
		LAH	135.00	135.00	135.00	0.00	0.00
		RAW	143.00	143.00	143.00	0.00	0.00
		MUL	127.50	127.50	127.50	0.00	0.00
3526014. HYDERLIN SYRUP	06 BOTT	KAR	150.00	150.00	150.00	0.00	0.00
		MPK	214.20	214.20	214.20	0.00	0.00
		PSH	144.48	144.48	144.48	0.00	0.00
		QTA	125.00	125.00	125.00	0.00	0.00
		LAH	300.90	300.90	300.90	0.00	0.00
		RAW	327.50	327.50	327.50	0.00	0.00
3526015. SAFI HAMDARD 100 ML	06 BOTT	MUL	316.20	316.20	316.20	0.00	0.00
		KAR	332.00	332.00	312.00	0.00	6.41
		MPK	312.00	312.00	312.00	0.00	0.00
		PSH	342.00	342.00	342.00	0.00	0.00
		QTA	378.00	378.00	378.00	0.00	0.00
		LAH	228.00	228.00	228.00	0.00	0.00
		RAW	216.00	216.00	216.00	0.00	0.00
		MUL	210.00	210.00	210.00	0.00	0.00

Contd.

## 7.10 Intercity Wholesale Prices of Selected Commodities

Group/Commodity/Item Specification	Unit	City	Prices (Rs.)			% Change in Sept., 2015 Over	
			Oct., 2015	Sept., 2015	Oct., 2014	Sept., 2015	Oct., 2014
		KAR	276.00	276.00	276.00	0.00	0.00
		PSH	288.00	288.00	240.00	0.00	20.00
		QTA	193.00	193.00	193.00	0.00	0.00
3526016. HONEY TUBE (HAMDARD)	06 TUBE	LAH	540.00	540.00	300.00	0.00	80.00
		KAR	552.00	552.00	552.00	0.00	0.00
		MPK	516.00	516.00	516.00	0.00	0.00
		PSH	480.00	480.00	480.00	0.00	0.00
		QTA	582.00	582.00	534.00	0.00	8.99
3526017. BETNOVATE-N OINTMENT	06 TUBE	LAH	153.12	153.12	153.12	0.00	0.00
		RAW	148.00	148.00	148.00	0.00	0.00
		MUL	170.04	170.04	170.04	0.00	0.00
		KAR	168.00	168.00	168.00	0.00	0.00
		MPK	156.00	156.00	156.00	0.00	0.00
		PSH	174.00	174.00	150.00	0.00	16.00
		QTA	162.00	162.00	162.00	0.00	0.00
3526018. BURNOL	06 TUBE	LAH	85.08	85.08	85.08	0.00	0.00
		RAW	82.00	82.00	82.00	0.00	0.00
		MUL	82.00	82.00	82.00	0.00	0.00
		KAR	96.00	96.00	96.00	0.00	0.00
		MPK	81.60	81.60	81.60	0.00	0.00
		PSH	87.00	87.00	87.00	0.00	0.00
		QTA	81.00	81.00	81.00	0.00	0.00
3526019. O.R.S.FLAVOURED (SEARLE)	DOZEN	LAH	180.00	180.00	110.00	0.00	63.64
		RAW	183.50	183.50	163.50	0.00	12.23
		MUL	173.40	173.40	173.40	0.00	0.00
		KAR	174.00	174.00	174.00	0.00	0.00
		PSH	154.30	154.30	154.80	0.00	-0.32
		QTA	156.00	156.00	156.00	0.00	0.00
3526020. JOSHANDA HAMDARD	DOZEN	LAH	276.00	276.00	276.00	0.00	0.00
		MUL	216.00	216.00	216.00	0.00	0.00
		KAR	264.00	264.00	264.00	0.00	0.00
		MPK	123.84	123.84	123.84	0.00	0.00
		PSH	82.00	82.00	82.00	0.00	0.00
		QTA	221.00	221.00	221.00	0.00	0.00
3526021. COTTON BANDAGE 2" SIZE	06 NO.S	LAH	39.00	39.00	39.00	0.00	0.00
		RAW	48.00	48.00	48.00	0.00	0.00
		MUL	24.00	24.00	24.00	0.00	0.00
		KAR	30.00	30.00	30.00	0.00	0.00
		MPK	54.00	54.00	54.00	0.00	0.00
		PSH	22.00	22.00	22.00	0.00	0.00
<b>084. Soaps &amp; Detergents</b>							
3532101. LIFE BOUY SOAP (125 GM.)	DOZ.	LAH	442.00	442.00	401.00	0.00	10.22
		RAW	382.50	382.50	377.50	0.00	1.32
		KSR	442.00	442.00	401.00	0.00	10.22
		KAR	396.00	396.00	396.00	0.00	0.00
		PSH	425.00	425.00	420.00	0.00	1.19
		QTA	370.00	370.00	370.00	0.00	0.00
3532102. LUX-STD. (70 GM.)	DOZ.	LAH	350.00	350.00	383.00	0.00	-8.62
		RAW	342.50	342.50	361.00	0.00	-5.12
		KAR	370.00	370.00	384.00	0.00	-3.65
		PSH	380.00	380.00	380.00	0.00	0.00
		QTA	360.00	360.00	360.00	0.00	0.00
3532201. SUPER ACTIVE SURF (130 GM.)	DOZ.	LAH	230.00	230.00	230.00	0.00	0.00
		MUL	229.16	229.16	229.16	0.00	0.00
		KAR	228.00	228.00	232.00	0.00	-1.72
		SKR	248.88	248.88	248.88	0.00	0.00

Contd.

## 7.10 Intercity Wholesale Prices of Selected Commodities

Group/Commodity/Item Specification	Unit	City	Prices (Rs.)			% Change in Sept., 2015 Over	
			Oct., 2015	Sept., 2015	Oct., 2014	Sept., 2015	Oct., 2014
3532202. ARIEL (100 GM)	DOZ.	LAH	230.00	230.00	230.00	0.00	0.00
		GUJ	228.00	228.00	228.00	0.00	0.00
		KAR	228.00	228.00	163.00	0.00	39.88
		MPK	180.00	180.00	180.00	0.00	0.00
3532203. VIM DETERGENT POLY BAG (1000 G.)	DOZ.	LAH	750.00	750.00	750.00	0.00	0.00
		RAW	715.00	715.00	715.00	0.00	0.00
		KAR	828.00	828.00	640.00	0.00	29.38
		SKR	720.00	720.00	720.00	0.00	0.00
		PSH	680.00	680.00	680.00	0.00	0.00
3532204. MAXIMUM POWER BRITE POLYBAG(400GM)	DOZ.	MNG	516.00	516.00	516.00	0.00	0.00
		QTA	624.00	624.00	624.00	0.00	0.00
		LAH	1404.00	1404.00	1404.00	0.00	0.00
		RAW	862.50	862.50	862.50	0.00	0.00
		KAR	1224.00	1224.00	1060.00	0.00	15.47
3532205. EXPRESS DETERGENT(1000GM)	DOZ.	MPK	1416.00	1416.00	1416.00	0.00	0.00
		PSH	1325.00	1325.00	1325.00	0.00	0.00
		KAR	2100.00	2100.00	1328.00	0.00	58.13
		RAW	3775.00	3775.00	3825.00	0.00	-1.31
3532206. WASHING SOAP BETA/SUFI/GUY	DOZ.	KSR	5560.00	5560.00	5580.00	0.00	-0.36
		SKR	3440.00	3440.00	3440.00	0.00	0.00
		PSH	5840.00	5840.00	6100.00	0.00	-4.26
		LAH	269.00	269.00	269.00	0.00	0.00
		RAW	237.50	237.50	237.50	0.00	0.00
3532207. WASHING SOAP NYLON 101 CAKE	DOZ.	SAR	286.00	286.00	320.00	0.00	-10.63
		BNU	190.00	190.00	190.00	0.00	0.00
		QTA	300.00	300.00	300.00	0.00	0.00
		RAW	575.00	575.00	575.00	0.00	0.00
3532301. TOOTHPASTE MACLEAN'S (LARGE SIZE)	DOZ.	KAR	1080.00	1080.00	1080.00	0.00	0.00
		RAW	492.00	492.00	492.00	0.00	0.00
3532302. TOOTHPASTE FARHAN'S (STD. SIZE)	DOZ.	KAR	492.00	492.00	492.00	0.00	0.00
3532303. TALC SAMSOL/SWISS MISS (STD.SIZE)	DOZ.	RAW	565.00	565.00	565.00	0.00	0.00
		KAR	1092.00	1092.00	1092.00	0.00	0.00
3532304. PONDS COLD CREAM (MED SIZE.)	DOZ.	LAH	1200.00	1200.00	1200.00	0.00	0.00
		RAW	1127.50	1127.50	1127.50	0.00	0.00
		KAR	1194.00	1194.00	1109.00	0.00	7.66
3532305. PONDS VANISHING CREAM (MED SIZE)	DOZ.	LAH	2450.00	2450.00	2450.00	0.00	0.00
		RAW	1127.50	1127.50	1127.50	0.00	0.00
		KAR	1009.00	1009.00	1009.00	0.00	0.00
3532306. ADMIRAL SHAVING CREAM (MED.SIZE)	DOZ.	LAH	720.00	720.00	600.00	0.00	20.00
		RAW	625.00	625.00	625.00	0.00	0.00
		KAR	684.00	684.00	600.00	0.00	14.00
3532307. HAIR BRYL CREAM (MED. SIZE).	DOZ.	RAW	1125.00	1125.00	1125.00	0.00	0.00
		KAR	1140.00	1140.00	940.00	0.00	21.28
3532308. JOHNSON'S BABY POWDER/MOTHER CARE	DOZ.	KAR	1000.00	1000.00	730.00	0.00	36.99
3532309. SUN SILK SHAMPOO LOCAL 10 ML.	DOZ.	RAW	51.00	51.00	51.00	0.00	0.00
		KAR	55.00	55.00	55.00	0.00	0.00
<b>085. Auto Tyres</b>							
3611101. AUTO TYRE GEN/SUZ/ALTO/MEHRAN	EACH	LAH	2700.00	2700.00	2700.00	0.00	0.00
		RAW	2875.00	2875.00	3075.00	0.00	-6.50
		KAR	2850.00	2850.00	2850.00	0.00	0.00
3611201. MOTOR CYCLE TYRE YAMAHA-100	EACH	LAH	1280.00	1280.00	1280.00	0.00	0.00
		RAW	962.50	962.50	962.50	0.00	0.00
		KAR	1200.00	1200.00	1200.00	0.00	0.00
3611202. MOTOR CYCLE TYRE HONDA CD-70	EACH	LAH	860.00	860.00	860.00	0.00	0.00
		RAW	962.50	962.50	962.50	0.00	0.00
		KAR	1150.00	1150.00	1200.00	0.00	-4.17

Contd.

## 7.10 Intercity Wholesale Prices of Selected Commodities

Group/Commodity/Item Specification	Unit	City	Prices (Rs.)			% Change in Sept., 2015 Over	
			Oct., 2015	Sept., 2015	Oct., 2014	Sept., 2015	Oct., 2014
3611203. MOTOR CYCLE TYRE SUZUKI 80 CC.	EACH	LAH	960.00	960.00	960.00	0.00	0.00
		RAW	937.50	937.50	937.50	0.00	0.00
		KAR	1200.00	1200.00	1200.00	0.00	0.00
3611204. CYCLE TYRE SERVIS ( 28x1/2")	EACH	LAH	250.00	250.00	250.00	0.00	0.00
		KAR	225.00	225.00	200.00	0.00	12.50
3611205. CYCLE TYRE DIAMOND ( 28x1/2")	EACH	LAH	300.00	300.00	300.00	0.00	0.00
		RAW	287.50	287.50	287.50	0.00	0.00
		KAR	230.00	230.00	200.00	0.00	15.00
3611401. AUTO TUBE GEN/SUZ/ALTO/MEHRAN	EACH	LAH	270.00	270.00	270.00	0.00	0.00
		RAW	295.00	295.00	295.00	0.00	0.00
		KAR	322.50	322.50	322.50	0.00	0.00
3611402. MOTOR CYCLE TUBE YAMAHA-100	EACH	LAH	185.00	185.00	185.00	0.00	0.00
		RAW	192.50	192.50	192.50	0.00	0.00
		KAR	210.00	210.00	257.50	0.00	-18.45
3611403. MOTOR CYCLE TUBE HONDA CD-70	EACH	LAH	175.00	175.00	175.00	0.00	0.00
		RAW	192.50	192.50	192.50	0.00	0.00
		KAR	205.00	205.00	257.50	0.00	-20.39
3611404. MOTOR CYCLE TUBE SUZUKI 80 CC.	EACH	LAH	195.00	195.00	195.00	0.00	0.00
		KAR	262.50	262.50	252.50	0.00	3.96
3611405. CYCLE TUBES SERVIS ( 28x1/2)	EACH	LAH	105.00	105.00	105.00	0.00	0.00
		KAR	137.50	137.50	130.00	0.00	5.77
3611406. CYCLE TUBES DIAMOND ( 28x1/2)	EACH	LAH	115.00	115.00	115.00	0.00	0.00
		RAW	92.50	92.50	92.50	0.00	0.00
		KAR	132.50	132.50	125.00	0.00	6.00
<b>086. Plastic Products</b>							
3694001. WATER COOLER 9 LTR.	EACH	LAH	575.00	400.00	400.00	43.75	43.75
		KAR	465.00	465.00	465.00	0.00	0.00
		PSH	450.00	450.00	450.00	0.00	0.00
		QTA	410.00	410.00	410.00	0.00	0.00
3694002. BUCKET MED. SIZE	EACH	LAH	300.00	300.00	245.00	0.00	22.45
		GUJ	225.00	225.00	225.00	0.00	0.00
		GJT	220.00	220.00	220.00	0.00	0.00
		KAR	312.50	312.50	270.00	0.00	15.74
		PSH	350.00	350.00	355.00	0.00	-1.41
		QTA	235.00	235.00	235.00	0.00	0.00
3694003. DINNER SET PLASTIC 42/48/52 PIECES	EACH	LAH	1975.00	1975.00	1975.00	0.00	0.00
		RAW	4900.00	4900.00	4600.00	0.00	6.52
		MUL	3000.00	3000.00	2450.00	0.00	22.45
		KAR	2400.00	2400.00	1925.00	0.00	24.68
		PSH	2150.00	2150.00	2100.00	0.00	2.38
		MNG	3000.00	3000.00	3000.00	0.00	0.00
		QTA	3000.00	3000.00	3000.00	0.00	0.00
3694004. HOT POT PLASTIC 3 PIECES	EACH	LAH	1225.00	1225.00	1225.00	0.00	0.00
		SKT	1000.00	1000.00	1000.00	0.00	0.00
		KAR	975.00	975.00	875.00	0.00	11.43
		PSH	1350.00	1350.00	1350.00	0.00	0.00
		QTA	1050.00	1050.00	1050.00	0.00	0.00
3694005. THERMOS STARVAC 1 LTR.	EACH	LAH	450.00	450.00	350.00	0.00	28.57
		GUJ	500.00	500.00	400.00	0.00	25.00
		KAR	525.00	525.00	420.00	0.00	25.00
		QTA	300.00	300.00	300.00	0.00	0.00
<b>087. Glass sheets</b>							
3711401. PL. GLASS SHEET 3 MM ABOVE 1 SQ.M	SQ.MTR.	LAH	335.00	335.00	335.00	0.00	0.00
		RAW	335.00	335.00	325.00	0.00	3.08
		KAR	465.00	465.00	435.00	0.00	6.90
		PSH	425.00	425.00	425.00	0.00	0.00

Contd.

## 7.10 Intercity Wholesale Prices of Selected Commodities

Group/Commodity/Item Specification	Unit	City	Prices (Rs.)			% Change in Sept., 2015 Over	
			Oct., 2015	Sept., 2015	Oct., 2014	Sept., 2015	Oct., 2014
3711402. FIG.GLASS SHEET ABOVE 1 SQ.M	SQ.MTR.	LAH	247.50	247.50	247.50	0.00	0.00
		RAW	295.00	295.00	285.00	0.00	3.51
		KAR	745.00	745.00	465.00	0.00	60.22
		PSH	968.00	968.00	968.00	0.00	0.00
<b>088. Other Glass Articles</b>							
3719101. JAR 4 LTR. LOCAL/FANCY/SILKY	DOZ.	RAW	887.50	887.50	887.50	0.00	0.00
		KAR	750.00	750.00	710.00	0.00	5.63
3719301. TUMBLER 200 ML. FANCY (OMROC)	DOZ.	RAW	310.00	310.00	310.00	0.00	0.00
		KAR	637.50	637.50	575.00	0.00	10.87
3719302. JUG DIAMOND 1.2 LTR. FANCY (OMROC)	DOZ.	LAH	1775.00	1775.00	1775.00	0.00	0.00
		RAW	1337.50	1337.50	1337.50	0.00	0.00
		KAR	2450.00	2450.00	1730.00	0.00	41.62
3719303. TEA CUP SAUCER WHITE	DOZ.	LAH	725.00	725.00	600.00	0.00	20.83
		RAW	887.50	887.50	887.50	0.00	0.00
		KAR	690.00	690.00	662.50	0.00	4.15
<b>089. Ceramics &amp; Sanitary Fixture</b>							
3721001. EUROPEAN W/C (02/03) STD WHITE	EACH	LAH	1600.00	1600.00	1400.00	0.00	14.29
		RAW	1225.00	1225.00	1175.00	0.00	4.26
		GJT	1400.00	1400.00	1400.00	0.00	0.00
		KAR	1600.00	1600.00	1450.00	0.00	10.34
		PSH	4100.00	4100.00	4100.00	0.00	0.00
3721002. EUROPEAN W.C. (02/03)STD COLOUR	EACH	LAH	1700.00	1700.00	1500.00	0.00	13.33
		RAW	1325.00	1325.00	1275.00	0.00	3.92
		GJT	1600.00	1600.00	1600.00	0.00	0.00
		KAR	1700.00	1700.00	1550.00	0.00	9.68
3721003. ASIAN W.C. WHITE 18/22"	EACH	LAH	1850.00	1850.00	1250.00	0.00	48.00
		RAW	1325.00	1325.00	1275.00	0.00	3.92
		GJT	1250.00	1250.00	1250.00	0.00	0.00
		KAR	975.00	975.00	875.00	0.00	11.43
3721004. ASIAN W.C. WHITE 15/22"	EACH	PSH	1050.00	1050.00	1050.00	0.00	0.00
		LAH	1250.00	1250.00	1150.00	0.00	8.70
		RAW	1225.00	1225.00	1187.50	0.00	3.16
		GJT	1050.00	1050.00	1050.00	0.00	0.00
3721005. ASIAN W.C. COLOURED 18/22"	EACH	KAR	925.00	925.00	825.00	0.00	12.12
		PSH	900.00	900.00	900.00	0.00	0.00
		LAH	1850.00	1850.00	1700.00	0.00	8.82
		RAW	1525.00	1525.00	1475.00	0.00	3.39
3721006. ASIAN W.C. COLOURED 15/22"	EACH	GUJ	1800.00	1800.00	1800.00	0.00	0.00
		GJT	1450.00	1450.00	1450.00	0.00	0.00
		KAR	1075.00	1075.00	975.00	0.00	10.26
		PSH	980.00	980.00	980.00	0.00	0.00
		LAH	1350.00	1350.00	1250.00	0.00	8.00
		RAW	1325.00	1325.00	1275.00	0.00	3.92
		GUJ	1700.00	1700.00	1700.00	0.00	0.00
3721007. WASH BASIN 50 CM WHITE STD.	EACH	GJT	1250.00	1250.00	1250.00	0.00	0.00
		KAR	1025.00	1025.00	925.00	0.00	10.81
		PSH	870.00	870.00	870.00	0.00	0.00
		LAH	1450.00	1450.00	1300.00	0.00	11.54
3721008. WASH BASIN 50 CM LIGHT COLOUR	EACH	RAW	1325.00	1325.00	1275.00	0.00	3.92
		GJT	1350.00	1350.00	1350.00	0.00	0.00
		KAR	1200.00	1200.00	1050.00	0.00	14.29
		PSH	1850.00	1850.00	1480.00	0.00	25.00
		LAH	1450.00	1450.00	1300.00	0.00	11.54
		RAW	1425.00	1425.00	1375.00	0.00	3.64
		GJT	1150.00	1150.00	1150.00	0.00	0.00
		KAR	1350.00	1350.00	1200.00	0.00	12.50
		PSH	1750.00	1750.00	1550.00	0.00	12.90

Contd.

## 7.10 Intercity Wholesale Prices of Selected Commodities

Group/Commodity/Item Specification	Unit	City	Prices (Rs.)			% Change in Sept., 2015 Over	
			Oct., 2015	Sept., 2015	Oct., 2014	Sept., 2015	Oct., 2014
3721009. SINK STAINLESS STEEL(KIT.)MED.SIZE	EACH	LAH	1850.00	1850.00	1250.00	0.00	48.00
		RAW	2475.00	2475.00	2475.00	0.00	0.00
		GUJ	1400.00	1400.00	1400.00	0.00	0.00
		KAR	1650.00	1650.00	1265.00	0.00	30.43
		PSH	1700.00	1700.00	1700.00	0.00	0.00
090. Bricks, Blocks & Tiles							
3732001. BRICKS	1000	LAH	7750.00	7750.00	8150.00	0.00	-4.91
		RAW	7450.00	7450.00	7450.00	0.00	0.00
		GJT	8000.00	8000.00	7000.00	0.00	14.29
		KSR	7450.00	7450.00	8050.00	0.00	-7.45
		HYD	4800.00	4800.00	4800.00	0.00	0.00
		SKR	5000.00	5000.00	5000.00	0.00	0.00
		PSH	7800.00	7300.00	7500.00	6.85	4.00
		BNU	6700.00	6500.00	6000.00	3.08	11.67
		QTA	6250.00	6250.00	6250.00	0.00	0.00
3732002. CEMENT BLOCKS	1000	KAR	20500.00	20500.00	19600.00	0.00	4.59
3732003. TILES PLAIN WHITE 8 X 10"	SQ.MTR	LAH	675.00	525.00	525.00	28.57	28.57
		RAW	490.00	490.00	490.00	0.00	0.00
		MUL	800.00	800.00	800.00	0.00	0.00
		KAR	580.00	580.00	492.50	0.00	17.77
3732004. TILES PLAIN COLOURED 8 X 10"	SQ.MTR	LAH	775.00	555.00	555.00	39.64	39.64
		RAW	590.00	590.00	590.00	0.00	0.00
		MUL	850.00	850.00	825.00	0.00	3.03
		KAR	640.00	640.00	552.50	0.00	15.84
091. Cement							
3744001. CEMENT JAVEDAN (EX-FACTORY)	MT.	KAR	8460.00	8460.00	8460.00	0.00	0.00
3744002. CEMENT WHITE	MT.	LAH	18350.00	18350.00	18350.00	0.00	0.00
		RAW	19100.00	19100.00	18100.00	0.00	5.52
		KAR	18800.00	18800.00	18500.00	0.00	1.62
		SKR	20000.00	20000.00	20000.00	0.00	0.00
3744003. SULP. RESISTING CEMENT(JAVEDAN)	MT.	KAR	9158.00	9158.00	9158.00	0.00	0.00
3744004. D.G. CEMENT (EX-FACTORY)	MT	LAH	8893.00	8913.00	9223.00	-0.22	-3.58
3744005. LUCKY CEMENT (EX-FACTORY)	MT	KAR	10110.00	10110.00	10110.00	0.00	0.00
3744006. FAUJI CEMENT(EX-FACTORY)	MT	RAW	8720.00	8730.00	9100.00	-0.11	-4.18
092. Bed Foam							
3815001. BED FOAM	EACH	LAH	4000.00	4000.00	3500.00	0.00	14.29
		RAW	4325.00	4325.00	4225.00	0.00	2.37
		GUJ	3000.00	3000.00	3000.00	0.00	0.00
		KAR	2750.00	2750.00	2600.00	0.00	5.77
		QTA	3200.00	3200.00	3200.00	0.00	0.00
3815002. BED FOAM COMMANDER 6.5" X 6" X5"	EACH	LAH	5800.00	5800.00	5200.00	0.00	11.54
		FAS	6900.00	6900.00	6900.00	0.00	0.00
		RAW	6325.00	6325.00	6225.00	0.00	1.61
		GJT	7600.00	7600.00	7600.00	0.00	0.00
		KAR	6400.00	6400.00	6000.00	0.00	6.67
		HYD	5950.00	5950.00	5950.00	0.00	0.00
093. Matches							
3899801. MATCHES (70-75 STICKS) 10 BOXES	PACKET	LAH	9.60	9.60	9.60	0.00	0.00
		RAW	9.40	9.40	9.40	0.00	0.00
		KAR	15.00	15.00	15.00	0.00	0.00
		SKR	15.00	15.00	15.00	0.00	0.00
		PSH	18.00	18.00	10.00	0.00	80.00
<b>5. Metal Product, Machinery &amp; Equipment</b>							
094. Pig Iron							
4111101. PIG IRON	MT.	KAR	40000.00	40000.00	40000.00	0.00	0.00

Contd.

## 7.10 Intercity Wholesale Prices of Selected Commodities

Group/Commodity/Item Specification	Unit	City	Prices (Rs.)			% Change in Sept., 2015 Over	
			Oct., 2015	Sept., 2015	Oct., 2014	Sept., 2015	Oct., 2014
<b>095. Steel Bar &amp; Sheets</b>							
4126101. M.S. ROUND BAR 1/4"	MT.	LAH	71250.00	73000.00	80500.00	-2.40	-11.49
		RAW	68750.00	68750.00	83000.00	0.00	-17.17
		KAR	68000.00	68000.00	83500.00	0.00	-18.56
		HYD	62000.00	66000.00	77800.00	-6.06	-20.31
		PSH	68000.00	63000.00	80000.00	7.94	-15.00
4126102. M.S. ROUND BAR 3/8"	MT.	QTA	65000.00	67000.00	82000.00	-2.99	-20.73
		LAH	72250.00	74000.00	80500.00	-2.36	-10.25
		RAW	68750.00	68750.00	83000.00	0.00	-17.17
		KAR	62750.00	65000.00	81500.00	-3.46	-23.01
		HYD	62000.00	66000.00	77800.00	-6.06	-20.31
4126103. M.S.ROUND BAR 1/2"	MT.	PSH	68000.00	63000.00	81000.00	7.94	-16.05
		QTA	69000.00	71000.00	86000.00	-2.82	-19.77
		LAH	70250.00	72000.00	79500.00	-2.43	-11.64
		RAW	69750.00	69750.00	81750.00	0.00	-14.68
		KAR	62450.00	64000.00	81500.00	-2.42	-23.37
4126104. M.S. ROUND BAR 1"	MT.	HYD	62000.00	66000.00	77800.00	-6.06	-20.31
		PSH	64500.00	64500.00	79900.00	0.00	-19.27
		QTA	68000.00	70000.00	85000.00	-2.86	-20.00
		LAH	73250.00	75000.00	79500.00	-2.33	-7.86
		RAW	69750.00	69750.00	81750.00	0.00	-14.68
4126105. M.S.RIBBED BAR 1/2" TO 1"	MT.	KAR	65250.00	64000.00	82500.00	1.95	-20.91
		PSH	66000.00	66000.00	85000.00	0.00	-22.35
		LAH	73000.00	74000.00	81750.00	-1.35	-10.70
		RAW	68750.00	68750.00	82750.00	0.00	-16.92
		KAR	74000.00	75000.00	83500.00	-1.33	-11.38
4126106. M.S.RIBBED BAR 3/8"	MT.	LAH	73125.00	75000.00	81750.00	-2.50	-10.55
		RAW	67750.00	67750.00	81750.00	0.00	-17.13
		KAR	74000.00	75000.00	84500.00	-1.33	-12.43
		LAH	120000.00	120000.00	120000.00	0.00	0.00
		RAW	83500.00	83500.00	91500.00	0.00	-8.74
4126107. G.P.SHEET CUTTING JAPAN 24-30 BG	MT.	KAR	88000.00	88000.00	89000.00	0.00	-1.12
		PSH	90000.00	90000.00	112000.00	0.00	-19.64
		LAH	130000.00	130000.00	130000.00	0.00	0.00
		RAW	83500.00	83500.00	91500.00	0.00	-8.74
		KAR	90000.00	90000.00	90000.00	0.00	0.00
4126108. G.S.SHEET 24 G.GALV.	MT.	PSH	90000.00	90000.00	115000.00	0.00	-21.74
		LAH	410.00	410.00	410.00	0.00	0.00
		RAW	387.50	387.50	387.50	0.00	0.00
		KAR	384.00	384.00	372.00	0.00	3.23
		QTA	180.00	180.00	180.00	0.00	0.00
4129201. TEE 1/2"	DOZ.	LAH	475.00	475.00	475.00	0.00	0.00
		RAW	512.50	512.50	512.50	0.00	0.00
		KAR	558.00	558.00	516.00	0.00	8.14
		QTA	360.00	360.00	360.00	0.00	0.00
		LAH	275.00	275.00	275.00	0.00	0.00
4129202. TEE 3/4"	DOZ.	RAW	337.50	337.50	337.50	0.00	0.00
		KAR	246.00	246.00	234.00	0.00	5.13
		QTA	120.00	120.00	120.00	0.00	0.00
		LAH	365.00	365.00	365.00	0.00	0.00
		RAW	412.50	412.50	412.50	0.00	0.00
4129203. SOCKET 1/2"	DOZ.	KAR	290.00	290.00	348.00	0.00	-16.67
		QTA	165.00	165.00	165.00	0.00	0.00
		LAH	660.00	660.00	660.00	0.00	0.00
		RAW	712.50	712.50	712.50	0.00	0.00
		LAH	660.00	660.00	660.00	0.00	0.00
4129204. SOCKET 3/4"	DOZ.	RAW	712.50	712.50	712.50	0.00	0.00
		LAH	660.00	660.00	660.00	0.00	0.00
4129205. UNION 1/2"	DOZ.	RAW	712.50	712.50	712.50	0.00	0.00
		LAH	660.00	660.00	660.00	0.00	0.00

Contd.

## 7.10 Intercity Wholesale Prices of Selected Commodities

Group/Commodity/Item Specification	Unit	City	Prices (Rs.)			% Change in Sept., 2015 Over	
			Oct., 2015	Sept., 2015	Oct., 2014	Sept., 2015	Oct., 2014
4129206. UNION 3/4"	DOZ.	KAR	812.00	812.00	804.00	0.00	1.00
		QTA	360.00	360.00	360.00	0.00	0.00
		LAH	755.00	755.00	755.00	0.00	0.00
		RAW	787.50	787.50	787.50	0.00	0.00
4129207. BAND 1/2"	DOZ.	KAR	1032.50	1032.50	1020.00	0.00	1.23
		LAH	455.00	455.00	455.00	0.00	0.00
		RAW	687.50	687.50	687.50	0.00	0.00
		KAR	641.00	641.00	636.00	0.00	0.79
4129208. BAND 3/4"	DOZ.	QTA	300.00	300.00	300.00	0.00	0.00
		LAH	560.00	560.00	560.00	0.00	0.00
		RAW	712.50	712.50	712.50	0.00	0.00
		KAR	981.00	981.00	972.00	0.00	0.93
4129209. ELBOW GALV CHINA 1/2"	DOZ.	QTA	480.00	480.00	480.00	0.00	0.00
		LAH	310.00	310.00	310.00	0.00	0.00
		RAW	412.50	412.50	412.50	0.00	0.00
		KAR	265.00	265.00	258.00	0.00	2.71
4129210. ELBOW GALV CHINA 3/4"	DOZ.	QTA	165.00	165.00	165.00	0.00	0.00
		LAH	365.00	365.00	365.00	0.00	0.00
		RAW	462.50	462.50	462.50	0.00	0.00
		KAR	381.00	381.00	372.00	0.00	2.42
		QTA	192.00	192.00	192.00	0.00	0.00
<b>097. Steel Products</b>							
4291201. STAINLESS STEEL DEGCHI MED. SIZE	EACH	LAH	600.00	600.00	600.00	0.00	0.00
		GJT	455.00	455.00	455.00	0.00	0.00
		KAR	625.00	625.00	625.00	0.00	0.00
4291202. STAINLESS STEEL TABLE SPOON SUP.	EACH	LAH	350.00	350.00	350.00	0.00	0.00
		GJT	175.00	175.00	175.00	0.00	0.00
		KAR	260.00	260.00	260.00	0.00	0.00
4291203. STAINLESS STEEL PLATE LIGHT	DOZ.	LAH	700.00	700.00	700.00	0.00	0.00
		GJT	500.00	500.00	500.00	0.00	0.00
		KAR	780.00	780.00	780.00	0.00	0.00
4291204. PRESSURE COOKER 4 LTR.	EACH	LAH	1380.00	1380.00	1380.00	0.00	0.00
		GUJ	1000.00	1000.00	1000.00	0.00	0.00
		SKT	1200.00	1200.00	1200.00	0.00	0.00
		KAR	1625.00	1625.00	1625.00	0.00	0.00
4291401. NEW TREET BLADE ORDINARY	1000	RAW	2375.00	2375.00	2375.00	0.00	0.00
		KAR	2900.00	2900.00	2900.00	0.00	0.00
4291402. TREET SAFETY RAZOR	DOZ.	LAH	180.00	180.00	1550.00	0.00	-88.39
		KAR	1185.00	1185.00	1185.00	0.00	0.00
4291403. GILLET SAFETY RAZOR	DOZ.	LAH	370.00	370.00	342.00	0.00	8.19
		RAW	427.50	427.50	391.00	0.00	9.34
		KAR	280.00	280.00	280.00	0.00	0.00
<b>098. Engines &amp; Motors</b>							
4321901. HOLLOW S.MOTOR 326 UP-4.40 HP 46	EACH	LAH	144500.00	144500.00	144500.00	0.00	0.00
<b>099. Vacuum Pumps</b>							
4323001. MULTISTAGE C.PUMPS(PCM 80-3 15 H)	EACH	LAH	77500.00	77500.00	77500.00	0.00	0.00
4323002. MULTISTAGE C.PUMPS PCM 80-5 25 H)	EACH	LAH	109000.00	109000.00	109000.00	0.00	0.00
<b>100. Air Conditioners</b>							
4391201. PEL AIR CONDITONER 1.5 TON	EACH	LAH	38000.00	38000.00	38000.00	0.00	0.00
		RAW	36250.00	36250.00	36250.00	0.00	0.00
		KAR	42000.00	42000.00	42000.00	0.00	0.00
4391202. WAVES AIR CONDITIONER 1.5 TON.	EACH	LAH	44000.00	44000.00	42000.00	0.00	4.76
		RAW	37750.00	37750.00	37750.00	0.00	0.00
		GJT	45000.00	45000.00	35000.00	0.00	28.57
		KAR	41000.00	41000.00	41000.00	0.00	0.00
		HYD	41900.00	41900.00	40000.00	0.00	4.75
		QTA	39200.00	39200.00	39200.00	0.00	0.00

Contd.



## 7.10 Intercity Wholesale Prices of Selected Commodities

Group/Commodity/Item Specification	Unit	City	Prices (Rs.)			% Change in Sept., 2015 Over		
			Oct., 2015	Sept., 2015	Oct., 2014	Sept., 2015	Oct., 2014	
101. Cultivators								
4411201. CULTIVATOR (ORDINARY) 9 TIMES	EACH	GUJ	45000.00	45000.00	45000.00	0.00	0.00	
4411202. CULTIVATOR (SPECIAL) 11 TIMES	EACH	GUJ	55000.00	55000.00	60000.00	0.00	-8.33	
102. Chuff Cutter								
4412301. CHUFF CUTTER	EACH	FAS	7000.00	7000.00	7000.00	0.00	0.00	
103. Tractors								
4414101. TRACTOR MF-240	EACH	LAH	725450.00	754000.00	754000.00	-3.79	-3.79	
4414102. TRACTOR MF-385	EACH	LAH	1160500.00	1223800.00	1223800.00	-5.17	-5.17	
104. Lathe Machines								
4421301. LATHE MACHINE 3' (PAK MADINA)	EACH	LAH	72500.00	72500.00	72500.00	0.00	0.00	
4421302. LATHE MACHINE 4.5' (PAK MADINA)	EACH	LAH	100000.00	100000.00	100000.00	0.00	0.00	
4421303. LATHE MACHINE 6.5' (PAK MADINA)	EACH	LAH	119000.00	119000.00	119000.00	0.00	0.00	
4421304. LATHE MACHINE 10' (PAK MADINA)	EACH	LAH	222500.00	222500.00	222500.00	0.00	0.00	
105. Concrete Mixture								
4444001. CONC.MIXER 7 NTR. 12HP. STAR.ENG	EACH	LAH	140000.00	140000.00	140000.00	0.00	0.00	
4444002. CONC.MIXER 17 NTR. 24HP. STAR.ENG	EACH	LAH	210000.00	210000.00	210000.00	0.00	0.00	
106. Fridge,WashM,SewM,Fans,Iron								
4481101. DAWLANCE 10 CFT. DOUBLE DOOR	EACH	LAH	28000.00	28000.00	28000.00	0.00	0.00	
		RAW	23750.00	23750.00	23750.00	0.00	0.00	
		KAR	31100.00	31100.00	31100.00	0.00	0.00	
4481201. WASHING MACHINE NAT. PAK S.F.	EACH	LAH	7000.00	7000.00	5000.00	0.00	40.00	
		GUJ	5550.00	5550.00	5550.00	0.00	0.00	
		KAR	5000.00	5000.00	5000.00	0.00	0.00	
		QTA	5500.00	5500.00	5500.00	0.00	0.00	
4481202. WASHING MACHINE SINGER S.F.	EACH	LAH	9500.00	9500.00	9500.00	0.00	0.00	
		RAW	9550.00	9550.00	9550.00	0.00	0.00	
		KAR	10600.00	10600.00	10600.00	0.00	0.00	
4481203. WASHING MACHINE DAWLANCE	EACH	LAH	9500.00	9500.00	9000.00	0.00	5.56	
		FAS	8700.00	8700.00	8700.00	0.00	0.00	
		GUJ	9400.00	9400.00	9400.00	0.00	0.00	
		GJT	9400.00	9400.00	9400.00	0.00	0.00	
		KAR	5400.00	5400.00	5400.00	0.00	0.00	
		HYD	9000.00	9000.00	9000.00	0.00	0.00	
4481204. WASHING MACHINE SUPER ASIA	EACH	LAH	9000.00	9000.00	8000.00	0.00	12.50	
		FAS	8800.00	8800.00	8800.00	0.00	0.00	
		KAR	5000.00	5000.00	5000.00	0.00	0.00	
		HYD	6500.00	6500.00	6500.00	0.00	0.00	
4481401. SEWING MACHINE SINGER B.B. H.O	EACH	LAH	5850.00	5850.00	5691.00	0.00	2.79	
		KAR	6200.00	6200.00	6200.00	0.00	0.00	
4481402. SINGER ZIG ZAG MACHINE	EACH	LAH	13500.00	13500.00	13500.00	0.00	0.00	
		KAR	11900.00	11900.00	11900.00	0.00	0.00	
4481403. SEWING MACHINE SALIKA	EACH	LAH	4500.00	4500.00	4500.00	0.00	0.00	
		KAR	5600.00	5600.00	5600.00	0.00	0.00	
4481501. CEILING FAN MILLAT 48"	EACH	LAH	2300.00	2300.00	2300.00	0.00	0.00	
		KAR	2400.00	2400.00	2400.00	0.00	0.00	
4481502. CEILING FAN PAK 48"	EACH	LAH	2200.00	2200.00	2200.00	0.00	0.00	
		GUJ	2400.00	2400.00	2400.00	0.00	0.00	
		KAR	2400.00	2400.00	2400.00	0.00	0.00	
4481503. CEILING FAN NATIONAL 56"	EACH	LAH	2200.00	2200.00	2200.00	0.00	0.00	
		GUJ	2150.00	2150.00	2150.00	0.00	0.00	
		GJT	2300.00	2300.00	2300.00	0.00	0.00	
		KAR	2300.00	2300.00	2300.00	0.00	0.00	
		HYD	2200.00	2200.00	2100.00	0.00	4.76	
4481504. CEILING FAN YOUNIS 56"	EACH	LAH	2300.00	2300.00	2300.00	0.00	0.00	
		FAS	2350.00	2350.00	2350.00	0.00	0.00	
		GUJ	2350.00	2350.00	2350.00	0.00	0.00	

Contd.

## 7.10 Intercity Wholesale Prices of Selected Commodities

Group/Commodity/Item Specification	Unit	City	Prices (Rs.)			% Change in Sept., 2015 Over	
			Oct., 2015	Sept., 2015	Oct., 2014	Sept., 2015	Oct., 2014
		KAR	2400.00	2400.00	2400.00	0.00	0.00
		PSH	2550.00	2550.00	2550.00	0.00	0.00
		QTA	2750.00	2750.00	2750.00	0.00	0.00
4481505. PADESTAL FAN MILLAT 20"	EACH	KAR	3200.00	3200.00	3200.00	0.00	0.00
4481506. PADESTAL FAN PAK 20"	EACH	LAH	3300.00	3300.00	3300.00	0.00	0.00
		GJT	3800.00	3800.00	3400.00	0.00	11.76
		KAR	3200.00	3200.00	3200.00	0.00	0.00
		PSH	3800.00	3800.00	3550.00	0.00	7.04
4481507. EXHAUST FAN CLIMAX 12"	EACH	LAH	1600.00	1600.00	1600.00	0.00	0.00
		GUJ	1700.00	1700.00	1700.00	0.00	0.00
4481508. EXHAUST FAN MILLAT 12"	EACH	KAR	1600.00	1600.00	1600.00	0.00	0.00
4481509. EXHAUST FAN PAK. NATIONAL 12"	EACH	LAH	1500.00	1500.00	1500.00	0.00	0.00
		GUJ	1900.00	1900.00	1900.00	0.00	0.00
		GJT	1800.00	1800.00	1800.00	0.00	0.00
		KAR	1600.00	1600.00	1600.00	0.00	0.00
4481601. IRON NATIONAL PAK AUTOMATIC	EACH	LAH	500.00	400.00	400.00	25.00	25.00
		GUJ	850.00	850.00	850.00	0.00	0.00
		KAR	525.00	525.00	525.00	0.00	0.00
		PSH	800.00	800.00	800.00	0.00	0.00
4481602. IRON PHILIPS HD 1120/R	EACH	LAH	1250.00	1250.00	1250.00	0.00	0.00
		GUJ	2080.00	2100.00	2100.00	-0.95	-0.95
		KAR	1360.00	1360.00	1100.00	0.00	23.64
<b>107. Electric Wires</b>							
4634001. FLEXIBLE WIRE 2999-14 0076	90 MTR.	LAH	575.00	525.00	525.00	9.52	9.52
		MUL	1100.00	1100.00	900.00	0.00	22.22
		KAR	990.00	990.00	890.00	0.00	11.24
		PSH	800.00	800.00	800.00	0.00	0.00
		QTA	505.00	505.00	505.00	0.00	0.00
4634002. PVC WIRE SINGLE CORE	90 MTR.	LAH	925.00	850.00	850.00	8.82	8.82
		MUL	1280.00	1280.00	1400.00	0.00	-8.57
		KAR	990.00	990.00	890.00	0.00	11.24
		PSH	900.00	900.00	925.00	0.00	-2.70
		QTA	600.00	600.00	600.00	0.00	0.00
<b>108. Lighting Equipments</b>							
4653101. PHILIPS TL. LAMP 40 W.	EACH	GUJ	92.00	92.00	96.00	0.00	-4.17
		GJT	96.00	96.00	96.00	0.00	0.00
		KAR	85.00	85.00	85.00	0.00	0.00
		PSH	97.50	97.50	97.50	0.00	0.00
		QTA	90.00	90.00	90.00	0.00	0.00
4653102. PHILIPS ELECTRIC BULB 100W(GLS)	100 BUL	LAH	2000.00	2000.00	2000.00	0.00	0.00
		RAW	2950.00	2950.00	2525.00	0.00	16.83
		KAR	2800.00	2800.00	2800.00	0.00	0.00
		PSH	2900.00	2900.00	2900.00	0.00	0.00
4653103. PHILIPS ENERGY SAVER 14 W (GLS)	EACH	LAH	150.00	150.00	110.00	0.00	36.36
		RAW	139.00	139.00	139.00	0.00	0.00
		KAR	155.00	155.00	155.00	0.00	0.00
		PSH	170.00	170.00	170.00	0.00	0.00
		QTA	172.00	172.00	172.00	0.00	0.00
<b>109. Radio &amp; Television</b>							
4731201. RADIO 3-5 BAND (CHINA BRAND)	EACH	LAH	175.00	175.00	175.00	0.00	0.00
		RAW	287.50	287.50	287.50	0.00	0.00
		KAR	325.00	325.00	325.00	0.00	0.00
4731301. PHILIPS COLOUR TV. 14"	EACH	LAH	8150.00	8150.00	8150.00	0.00	0.00
		RAW	8250.00	8250.00	8250.00	0.00	0.00
		KAR	8400.00	8400.00	8400.00	0.00	0.00

Contd.

## 7.10 Intercity Wholesale Prices of Selected Commodities

Group/Commodity/Item Specification	Unit	City	Prices (Rs.)			% Change in Sept., 2015 Over		
			Oct., 2015	Sept., 2015	Oct., 2014	Sept., 2015	Oct., 2014	
4731302. L.G.COLOUR TV. 14"	EACH	LAH	8100.00	8100.00	8100.00	0.00	0.00	
		RAW	7900.00	7900.00	7900.00	0.00	0.00	
		KAR	8150.00	8150.00	8150.00	0.00	0.00	
4731303. SONY COLOUR TV 14"	EACH	LAH	13000.00	13000.00	13000.00	0.00	0.00	
		RAW	10250.00	10250.00	10250.00	0.00	0.00	
		KAR	8000.00	8000.00	8000.00	0.00	0.00	
4731304. PANASONIC COLOUR TV 14"	EACH	RAW	9250.00	9250.00	9250.00	0.00	0.00	
		KAR	7750.00	7750.00	7750.00	0.00	0.00	
4731305. PHILIPS COLOUR TV. 20"	EACH	LAH	11000.00	11000.00	11000.00	0.00	0.00	
		RAW	13900.00	13900.00	13900.00	0.00	0.00	
		KAR	12750.00	12750.00	12750.00	0.00	0.00	
4731306. L.G.COLOUR TV. 20"	EACH	LAH	13400.00	13400.00	13400.00	0.00	0.00	
		RAW	12250.00	12250.00	12250.00	0.00	0.00	
		KAR	13000.00	13000.00	13000.00	0.00	0.00	
4731307. L.G. COLOUR TV. 21"	EACH	LAH	14700.00	14700.00	14700.00	0.00	0.00	
		RAW	12250.00	12250.00	12250.00	0.00	0.00	
		KAR	16100.00	16100.00	16100.00	0.00	0.00	
4731308. SONY COLOUR TV 20"	EACH	LAH	18800.00	18800.00	18800.00	0.00	0.00	
		RAW	17100.00	17100.00	17100.00	0.00	0.00	
		KAR	17200.00	17200.00	17200.00	0.00	0.00	
<b>110. Motor Vehicles</b>								
4911301. CAR SUZUKI MEHRAN 800CC SB308R VX	EACH	KAR	625000.00	625000.00	625000.00	0.00	0.00	
4911302. SUZUKI CULTUS 1000CC SF410 VXR M PE	EACH	KAR	1039000.00	1039000.00	1039000.00	0.00	0.00	
4911303. SUZUKI RAVI 800 CC PICKUP(ST 308R)	EACH	KAR	637000.00	637000.00	637000.00	0.00	0.00	
4911304. CAR TOYOTA 1300 CC XLI	EACH	KAR	1539000.00	1539000.00	1539000.00	0.00	0.00	
4911305. CAR HONDA CIVIC 1800CC(iVTEC MANUAL)	EACH	LAH	2021000.00	2021000.00	2021000.00	0.00	0.00	
4911306. ISUZU BUS CHASIS MT 112 K	EACH	KAR	3325000.00	3325000.00	3325000.00	0.00	0.00	
4911401. ISUZU TRUCK CHASIS FTR 12 K	EACH	KAR	3850000.00	3850000.00	3850000.00	0.00	0.00	
<b>111. Motorcycles</b>								
4991201. MOTOR CYCLE YB-100ROYAL YAMAHA	EACH	KAR	75375.00	75375.00	75375.00	0.00	0.00	
4991202. MOTOR CYCLE CD-70 HONDA	EACH	KAR	63500.00	63500.00	66350.00	0.00	-4.30	
4991203. MOTOR CYCLE PAK HERO 70 CC.	EACH	LAH	42000.00	42000.00	42000.00	0.00	0.00	
		MUL	42000.00	42000.00	42000.00	0.00	0.00	
4991204. MOTOR CYCLE SUPER ASIA 70 CC.	EACH	LAH	42500.00	42500.00	42500.00	0.00	0.00	
		MUL	45000.00	45000.00	45000.00	0.00	0.00	
		KAR	42500.00	42500.00	42500.00	0.00	0.00	
		HYD	42000.00	42000.00	42000.00	0.00	0.00	
4991205. MOTOR CYCLE SUZUKI STD 110CC.	EACH	KAR	71300.00	71300.00	71300.00	0.00	0.00	
<b>112. Bicycles</b>								
4992101. BICYCLE PECO FOR GENTS POPULAR	EACH	LAH	5000.00	5000.00	5000.00	0.00	0.00	
4992102. BICYCLE PECO FOR BMX SHAHEEN	EACH	LAH	3500.00	3500.00	3500.00	0.00	0.00	
4992103. BICYCLE SOHRAB SUPER	EACH	LAH	6450.00	6450.00	5950.00	0.00	8.40	
		KAR	6450.00	6450.00	6450.00	0.00	0.00	
4992104. BICYCLE SOHRAB VIP STUDENT	EACH	LAH	6300.00	6300.00	5900.00	0.00	6.78	
		KAR	5700.00	5700.00	5700.00	0.00	0.00	

### 7.11 Intercity Consumer Prices October, 2015

Description	Unit	Rawalpindi	Islamabad	Attock	Jehlum	Lahore	Sahiwal	Gujranwala
WHEAT	10 KG.	352.50	352.50	316.25	332.50	338.75	330.63	331.00
WHEAT FLOUR FINE/SUPERIOR.	KG.	58.75	59.75	42.50	47.00	50.00	43.50	42.50
WHEAT FLOUR AVG. QLTY	KG.	39.38	39.53	37.38	39.25	39.89	38.25	40.50
WHEAT FLOUR BAG	10 KG.	387.92	399.06	373.75	392.50	390.00	382.50	397.50
MAIDA	KG.	59.50	60.50	49.00	60.00	56.25	50.00	51.00
SUJI	KG.	59.50	60.50	49.00	60.00	60.00	50.00	51.00
BESAN AV. QLTY.	KG.	124.17	125.63	125.00	120.00	117.50	120.00	105.00
RICE BASMATI SUP. QLTY.	KG.	148.75	153.44	117.50	125.00	116.07	110.00	80.00
RICE BASMATI 385/386	KG.	131.67	140.00	95.00	95.00	73.39	70.00	65.00
RICE BASMATI BROKEN AV.QLTY	KG.	79.54	83.75	72.50	72.50	61.79	55.00	55.00
RICE IRRI-6 (SINDH/PUNJAB)	KG.	60.21	61.25	47.50	60.00	50.43	40.00	47.50
VERMICELLI	KG.	96.25	99.38	92.50	80.00	107.50	70.00	75.00
BREAD PLAIN MEDIUM SIZE	EACH	40.00	40.00	40.00	37.50	40.00	40.00	40.00
RUSK (PAPAY)	KG.	240.00	261.25	175.00	230.00	205.00	235.00	160.00
BISCUITS-PACKED	PKT	35.00	35.00	35.00	35.00	35.00	35.00	35.00
BISCUIT-BAKERY (LOOSE)	250 GM	100.42	110.00	72.50	95.00	92.50	110.00	110.00
CORNFLAKS FAUJI 225 GM.	PKT	180.00	180.00	180.00	180.00	176.40	176.40	180.00
SAMOSA (VEGATABLE)	EACH	13.25	14.25	12.00	12.50	16.96	15.00	15.00
PASTRY AV.QLTY.	EACH	32.92	33.44	37.50	30.00	30.18	30.00	35.00
PATTIES (VEGATABLES)	EACH	27.50	28.25	21.00	25.00	31.25	30.00	20.00
NIMCO	250 GM	82.50	84.38	67.50	65.00	65.00	90.00	50.00
CHIPS	250 GM	93.33	95.00	78.75	82.50	77.32	90.00	65.00
BEEF WITH BONE AV.QLTY.	KG	330.83	328.75	260.00	302.50	344.29	250.00	290.00
MUTTON AV.QLTY.	KG	686.67	706.25	625.00	625.00	733.93	500.00	625.00
CHICKEN FARM BROILER (LIVE)	KG	85.83	109.44	90.00	80.50	84.36	99.00	104.00
FISH-RAHU MEDIUM SIZE	KG	275.83	315.00	290.00	265.00	307.14	270.00	235.00
MILK FRESH (UNBOILED)	LTR.	87.08	96.25	72.50	75.00	77.21	60.00	77.50
CURD	KG.	97.50	105.63	77.50	77.50	83.04	70.00	87.50
MILK TETRA PACK 1/2 LTR.	PKT.	60.00	60.00	60.00	60.00	60.00	60.00	60.00
LACTOGEN 400 GRAMS	PKT.	435.00	435.00	435.00	435.00	435.00	445.00	430.00
POWDER MILK NIDO 400GM.	PKT	380.00	380.00	360.00	380.00	380.00	380.00	350.00
MILK POWDER LOOSE/PACKED	KG.	527.50	552.50	510.00	500.00	504.29	440.00	400.00
BUTTER LOCAL PACKED	50 GM.	25.00	25.00	27.00	35.00	32.00	25.00	30.00
EGGS FARM	DOZ	82.00	91.88	85.50	89.00	84.29	94.00	95.00
MUSTARD OIL AV.QLTY.	KG.	220.00	240.00	245.00	210.00	183.93	155.00	150.00
COOKING OIL (DALDA)	2.5LTR	445.00	445.00	445.00	445.00	445.00	443.00	467.00
COOKING OIL (PAKWAN) OTHER BRAND SPECIFY	2.5 LTR	355.00	362.50	364.00	362.50	445.00	443.00	455.00
VEGETABLE GHEE TIN	2.5KG.	440.00	440.00	440.00	440.00	440.00	460.00	452.00
VEGETABLE GHEE (LOOSE)	KG.	142.08	146.25	129.00	135.00	130.57	165.00	135.00
DATES AV.QLTY.	KG.	190.00	208.75	210.00	205.00	169.29	120.00	145.00
PISTACHIO AV.QLTY.	50 GM.	116.67	122.50	117.50	125.00	107.86	135.00	125.00
ALMONDS WHOLE AV.QLTY.	KG.	571.25	600.00	610.00	525.00	672.14	600.00	475.00
COCONUT DRY AV.QLTY.	KG.	324.17	360.00	300.00	325.00	362.50	290.00	200.00
RAISINS AV.QLTY.	50 GM.	23.50	26.50	23.50	22.50	31.93	20.00	20.00
GROUNDNUTS (WITH SHELL)	KG.	213.33	228.75	175.00	240.00	259.29	245.00	210.00
MALTA/MOSAMBI	DOZ	100.00	120.00	90.00	85.00	83.89	90.00	172.50
KINNU	DOZ	0.00	0.00	0.00	0.00	0.00	0.00	0.00
APPLE	KG	115.00	140.00	90.00	90.00	107.86	75.00	105.00
ALOO BUKHARA	KG	0.00	0.00	0.00	0.00	0.00	0.00	0.00
POMEGRANATE (ANNAR)	KG	187.50	212.50	290.00	145.00	290.00	155.00	145.00
GRAPES	KG	175.00	198.75	210.00	190.00	257.86	120.00	125.00
BANANAS	DOZ	113.75	152.50	70.00	75.00	62.14	67.50	55.00
MANGO KALMI	KG	0.00	0.00	0.00	0.00	0.00	0.00	0.00
GUAVA	KG	107.50	128.75	77.50	55.00	82.86	65.00	52.50
WATERMELON (TURBOOZ)	KG	0.00	0.00	0.00	0.00	0.00	0.00	0.00
MUSKMELON (KHARBOOZA)	KG	0.00	0.00	0.00	0.00	0.00	0.00	0.00
SWEETMELON (GARMA)	KG	70.42	102.50	72.50	65.00	68.57	60.00	57.50
PULSE MASOOR (WHOLE)	KG.	142.08	157.50	125.00	130.00	149.29	140.00	140.00
PULSE MASOOR (WASHED)	KG.	144.42	159.38	132.50	140.00	159.11	161.25	160.00
PULSE MOONG (WASHED)	KG.	177.50	183.13	155.00	175.00	165.71	145.00	160.00
PULSE MASH (WASHED)	KG.	237.08	245.00	235.00	245.00	202.86	225.00	195.00
PULSE GRAM	KG.	134.17	138.75	120.00	125.00	111.79	110.00	110.00
GRAM WHOLE BLACK AV QLTY.	KG.	120.83	123.75	112.50	120.00	106.96	120.00	107.50

Contd.

### 7.11 Intercity Consumer Prices October, 2015

Description	Unit	Rawal-pindi	Islamabad	Attock	Jehlum	Lahore	Sahiwal	Gujran-wala
GRAM WHOLE YELLOW AV.QLTY	KG.	116.67	125.00	117.50	120.00	123.21	120.00	100.00
BEANS (LAL LOBIA)	KG.	164.58	172.50	135.00	160.00	171.07	160.00	122.50
POTATOES	KG	41.67	48.75	27.50	30.00	41.43	38.25	40.00
ONION	KG	65.00	72.50	55.00	47.50	56.79	47.50	60.00
TURNIP	KG	55.00	61.25	40.00	47.50	49.64	75.00	33.50
RADISH	KG	50.83	52.50	20.00	42.50	43.04	27.50	14.00
TOMATOES	KG	65.42	80.00	50.00	80.00	81.43	60.00	62.50
CABBAGE	KG	0.00	0.00	0.00	0.00	0.00	0.00	0.00
CAULIFLOWER	KG	70.83	76.25	30.00	45.00	44.46	35.00	92.50
BRINJAL	KG	42.50	53.75	20.00	32.50	27.86	35.00	40.00
PUMPKIN	KG	0.00	0.00	0.00	0.00	0.00	0.00	0.00
BOTTLEGOURD	KG	59.17	62.50	35.00	55.00	43.39	55.00	40.00
LADY FINGER	KG	55.83	65.00	50.00	55.00	66.25	60.00	40.00
PEAS	KG	0.00	0.00	0.00	0.00	0.00	0.00	0.00
SPINACH	KG	30.00	30.00	17.50	27.50	33.21	25.00	30.00
TINDA	KG	71.25	86.25	82.50	65.00	83.93	80.00	50.00
TURAI	KG	70.00	81.25	32.50	45.00	76.79	55.00	40.00
KARAILA	KG	80.42	86.25	60.00	65.00	83.21	90.00	62.50
ARVI	KG	67.50	75.00	50.00	72.50	76.43	50.00	60.00
CHILLIES GREEN	KG	114.17	137.50	97.50	85.00	116.43	87.50	52.50
CARROT	KG	0.00	0.00	0.00	0.00	0.00	0.00	0.00
COCUMBER (KHEERA)	KG	68.33	85.00	72.50	45.00	76.43	55.00	60.00
LEMON	250GM	52.92	64.38	22.50	27.50	33.39	22.50	40.00
SUGAR REFINED	KG.	65.00	68.38	62.50	66.00	65.46	62.00	65.50
GUR AV.QLTY	KG.	102.50	115.00	87.50	100.00	101.07	90.00	100.00
HONEY LANGANESE 500 GM.	BOTTLE	882.92	897.50	845.00	842.50	860.00	820.00	830.00
MILO 200 GM.	BOTTLE	215.00	215.00	215.00	222.50	216.00	220.00	186.66
CUSTARD POWDER RAFHAN 300 GM.	PKT	75.00	75.00	75.00	75.00	75.00	75.00	75.00
TOFFEE (HILAL)	EACH	2.00	2.00	1.00	2.00	1.00	2.00	1.00
CHOWKELATE CANDY (SMALL SIZE)	EACH	5.00	5.00	5.00	5.00	5.00	5.00	5.00
SWEETMEAT (MIXED)	KG	370.83	396.25	290.00	350.00	280.00	370.00	360.00
ICE CREAM WALLS	CUP.	40.00	40.00	40.00	40.00	40.00	40.00	40.00
ICE	KG	20.00	20.00	15.00	20.00	15.00	10.00	5.00
JAM AHMED/MITCHELLES	BOTTLE	150.00	150.00	150.00	150.00	135.00	140.00	130.00
SQUASH-MITCHELLES	BOTTLE	160.00	160.00	160.00	160.00	150.00	160.00	145.00
ROOH AFZA	BOTTLE	155.00	155.00	155.00	155.00	150.00	150.00	150.00
JAM-E-SHIREEN	BOTTLE	160.00	160.00	160.00	160.00	160.00	160.00	160.00
SAUNF	50 GM	20.00	20.00	17.00	17.50	20.00	20.00	20.00
CINAMON LOOSE AV. QLTY	50 GM.	24.75	25.00	24.50	35.00	29.29	30.00	25.00
CUMINSEED WHITE NATIONAL	50 GM.	52.00	52.00	52.00	52.00	52.00	50.00	52.00
PEPPER BLACK NATIONAL	50 GM.	96.00	96.00	96.00	96.00	96.00	96.00	96.00
CLOVES LOOSE AV.QLTY	50 GM.	97.92	97.50	105.00	95.00	98.04	115.00	100.00
CARDAMOM LARGE LOOSE AV.QLTY	50 GM.	157.92	160.00	177.50	182.50	193.04	195.00	140.00
CARDAMOM SMALL AV.QLTY	50 GM.	107.08	120.63	97.50	107.50	82.50	123.75	90.00
SALT-POWDERED (LAHORI) LOOSE	KG.	12.00	12.00	9.00	12.50	10.00	10.00	10.00
SALT POWDERED (NATIONAL/SHAN)	PKT	25.00	25.00	25.00	25.00	25.00	25.00	25.00
CHILLIES POWD.NATIONAL 200GM	PKT	105.00	105.00	105.00	105.00	105.00	105.00	105.00
CHILLIES POWDER LOOS	KG.	313.33	326.25	290.00	290.00	272.14	250.00	280.00
CORRIANDER SEED POWD.NATIONAL	PKT	104.00	104.00	104.00	104.00	104.00	78.00	88.00
CORRIANDER SEED (LOOSE)	KG.	298.33	300.00	290.00	280.00	283.57	290.00	260.00
TURMERIC POWD.NATIONAL 50GM	PKT.	35.00	35.00	35.00	35.00	35.00	35.00	35.00
CURRY POWD. NATIONAL 200 GM	PKT.	87.00	87.00	87.00	87.00	87.00	87.00	87.00
TOMATO KETCHUP AHMED/MITCHL	BOTTLE	97.50	97.50	105.00	95.00	95.00	85.00	100.00
PICKLES AHMED/MITCHELLES	BOTTLE	105.00	105.00	105.00	105.00	100.00	95.00	100.00
VINEGAR SYNTHETIC (SIRKA)	BOTTLE	100.00	100.00	77.50	95.00	80.00	80.00	70.00
GARLIC	KG	203.33	212.50	105.00	170.00	203.21	170.00	180.00
GINGER	KG	217.50	219.13	207.50	195.00	176.43	126.25	195.00
TAPAL DANEDAR TEA 200GM PACKET	PKT	168.42	168.42	168.42	168.42	166.32	166.32	168.42
TEA LIPTON YELLOW LABEL 200GM.	PKT.	176.84	176.84	176.84	189.47	176.84	176.84	176.84
TEA LOOSE KENYA AV.QLTY 250GM.	PKT.	185.00	180.00	195.00	185.00	116.07	167.50	170.00
COFFEE-NESCAFE 75 GM. **	BOTTLE	355.00	355.00	355.00	340.00	360.00	330.00	340.00
COLD DRINK (STANDARD SIZ)	BOTTLE	25.00	25.00	25.00	25.00	20.00	25.00	25.00
FRUIT JUICE TETRA PACK	PKT.	17.50	17.50	15.00	17.50	20.00	18.00	25.00

Contd.

### 7.11 Intercity Consumer Prices October, 2015

Description	Unit	Rawal-pindi	Islamabad	Attock	Jehlum	Lahore	Sahiwal	Gujran-wala
MINERAL WATER NESTLE 1.5 LTR	BOTTLE	50.00	50.00	50.00	48.50	45.00	50.00	45.00
CIGARETTES K-2 10'S **	PKT	55.00	55.00	55.00	55.00	52.00	55.00	55.00
CIGARETTES CAPSTAN 10'S **	PKT	60.00	60.00	60.00	60.00	57.00	57.00	60.00
CIGARETTES GOLD LEAF 20'S	PKT	115.00	115.00	115.00	115.00	110.00	110.00	120.00
CIGARETTES MORVEN GOLD 20'S	PKT	60.00	60.00	60.00	60.00	57.00	57.00	60.00
BETEL LEAVES	50GM.	92.92	96.25	82.50	65.00	72.50	85.00	65.00
BETEL NUTS	KG.	618.33	650.00	490.00	355.00	322.86	300.00	290.00
LONG CLOTH 57" GUL AHMED/AL-KARAM	METER	195.00	205.00	175.00	260.00	247.14	240.00	137.50
SHIRTING AV.QLTY.	METER	175.00	182.50	165.00	175.00	118.57	275.00	175.00
PANT CLOTH W & WEAR AV.QLTY	METER	412.92	396.25	412.50	385.00	332.14	475.00	355.00
LAWN PRINTED GUL AHMED/AL-KARAM	METER	270.00	287.50	267.50	265.00	261.07	387.50	205.00
GEORGETTE AV.QLTY	METER	152.50	155.00	152.50	145.00	110.54	110.00	132.50
LINEN AV.QLTY ***	METER	153.75	161.25	155.00	155.00	160.18	225.00	112.50
HEAVY WT SUITING LAWERNCPUR AVG QLTY	METER	1425.00	1425.00	1425.00	1425.00	1375.00	1100.00	1050.00
HEAVY WT SUITING LAWERNCPUR SUP QLTY	METER	1825.00	1825.00	1825.00	1825.00	1975.00	1250.00	2350.00
TROPICAL SUITING LAW.PUR	METER	1325.00	1325.00	1325.00	1325.00	1050.00	1050.00	925.00
PANT BOY 24"/26" LENGTH.	EACH	525.00	550.00	537.50	575.00	530.71	562.50	725.00
SHIRT BOY 24"/26" LENGTH	EACH	359.58	375.00	362.50	425.00	331.79	425.00	450.00
SCHOOL UNI. PANT,SHIRT BOYS	SUIT	510.00	545.63	525.00	540.00	633.93	700.00	975.00
SCHOOL UNI. KAMEEZ,SHAL.BOYS	SUIT	507.92	550.00	512.50	482.50	448.21	475.00	925.00
SCHOOL UNI. KAMEEZ,SHAL.GIRL	SUIT	475.00	471.88	485.00	455.00	539.29	437.50	925.00
FROCK W/WEAR GIRLS	EACH	1937.50	1968.75	1950.00	1275.00	1078.57	1100.00	925.00
AWAMI-SUIT W & W(BOY) 24"/26	SUIT	1887.50	1925.00	1925.00	1337.50	939.29	1550.00	1125.00
AWAMI-SUIT W&W (GENTS)AV.QLTY	SUIT	1958.33	1993.75	2100.00	1675.00	1060.71	1550.00	1125.00
PULLOVER GENTS OXFORD/BON.	EACH	2950.00	2950.00	2950.00	2935.00	2890.00	2880.00	3050.00
PULLOVER LADIES OXFORD/BON.	EACH	2950.00	2950.00	2950.00	2935.00	2970.00	2740.00	2850.00
PULLOVER (GENTS) OTHERS A.QTY	EACH	1141.67	1156.25	1100.00	875.00	967.86	850.00	525.00
SECOND-HAND COAT FOR MEN	EACH	500.00	500.00	425.00	437.50	576.79	362.50	550.00
SECONDHAND SWEETER FOR MEN DUP QLTY	EACH	302.08	0.00	235.00	167.50	467.86	275.00	600.00
SECONDHAND WINTER JACKET	EACH	575.00	0.00	475.00	462.50	685.71	375.00	650.00
UNDERWEAR AV.QLTY MEDIUM SIZE	EACH	210.83	215.00	175.00	182.50	140.54	150.00	125.00
VEST FOR MEN AV.QLTY.	EACH	215.83	215.00	175.00	182.50	148.57	160.00	125.00
VEST/SHAMEEZ (WOMEN) AVG. QLTY	EACH	213.33	220.00	205.00	145.00	198.21	175.00	142.50
SOCKS NYLON (PAKISTANI)	PAIR	89.58	102.50	77.50	87.50	105.00	115.00	110.00
BRASSIER AV.QLTY.	EACH	234.17	240.00	190.00	105.00	145.00	210.00	172.50
BRASSIER SUP QLTY	EACH	536.25	579.38	500.00	305.00	825.00	542.50	335.00
DOPATTA GEORGETTE AV.QLTY.	EACH	350.00	362.50	327.50	325.00	317.86	275.00	275.00
DOPATTA COTTON AV GLTY	EACH	316.25	337.50	290.00	225.00	190.00	190.00	185.00
CHADDAR (W/WEAR) (2x2.5 MTR)	EACH	392.92	418.75	387.50	412.50	382.14	375.00	375.00
LUNGI/DHOTI(COTTON) AVG. QLTY	EACH	431.67	450.00	415.00	205.00	231.07	375.00	250.00
HANDKERCHIEF AVG. QLTY PAK	EACH	33.75	37.50	32.50	22.50	28.21	50.00	50.00
HANDKERCHIEF SUP. QLTY PAK	EACH	50.42	60.00	45.00	32.50	42.86	75.00	75.00
GLOVES AV QLTY	PAIR	155.00	157.50	155.00	145.00	75.89	120.00	105.00
AZARBAND COTTON AVG. QLTY	EACH	22.50	22.50	17.50	22.50	17.68	20.00	25.00
SEWING THREAD/REEL(ASLI PARI)	EACH	9.00	9.00	7.50	9.00	7.00	6.00	6.00
WASHING CHARGES PAINT & SHIRT	SUIT	90.00	90.00	110.00	175.00	61.79	130.00	175.00
DRY CLEANING SUIT COAT PANT	SUIT	583.33	637.50	335.00	475.00	370.00	337.50	400.00
WASHING CH. (KAMIZ-SHALWAR)	PAIR	89.17	90.00	75.00	90.00	51.07	80.00	120.00
TAILORING SHIRT	EACH	491.67	537.50	387.50	525.00	333.04	425.00	300.00
TAILORING CHARGES PANT (MEN)	EACH	891.67	937.50	750.00	850.00	478.57	675.00	425.00
TAILORING COAT-PANT SUIT	SUIT	3583.33	3650.00	4100.00	3500.00	4464.29	4250.00	3050.00
TAILORING AWAMI-SUIT (MALE)	SUIT	675.00	756.25	637.50	600.00	519.64	575.00	475.00
TAILORING SUIT FEMALE	SUIT	583.33	675.00	575.00	550.00	469.64	450.00	425.00
GENTS SHOES PAUL BATA	PAIR	1199.00	1199.00	1199.00	1199.00	1199.00	1199.00	1199.00
GENTS SANDAL BATA	PAIR	699.00	699.00	699.00	699.00	699.00	699.00	699.00
GENTS SPOUNG CHAPPAL BATA	PAIR	179.00	179.00	179.00	179.00	179.00	179.00	179.00
LADIES SANDAL BATA	PAIR	499.00	499.00	499.00	499.00	499.00	499.00	499.00
LADIES SPOUNG CHAPPAL BATA	PAIR	179.00	179.00	179.00	179.00	179.00	179.00	179.00
CHILD SHOE POWER LITE BATA	PAIR	599.00	599.00	599.00	599.00	599.00	599.00	599.00
GENTS SHOE, ART 1109 SERVICE	PAIR	999.00	999.00	999.00	999.00	999.00	999.00	999.00
NYLON JOGGER 27 SIZE 2-5 ***	PAIR	1299.00	1299.00	1299.00	1299.00	1299.00	1299.00	1299.00
CHINA FOOT WEAR AV. QLTY (MALE) *	PAIR	925.00	975.00	825.00	825.00	744.64	450.00	450.00
CHINA FOOT WEAR AV. QLTY (FEMALE) *	PAIR	825.00	875.00	825.00	675.00	637.50	500.00	350.00

Contd.

### 7.11 Intercity Consumer Prices October, 2015

Description	Unit	Rawal-pindi	Islamabad	Attock	Jehlum	Lahore	Sahiwal	Gujran-wala
CHINA FOOT WEAR AV. QLTY (CHILDREN) *	PAIR	783.33	825.00	625.00	675.00	483.93	450.00	320.00
SHOE REPAIR HALF SOLE	PAIR	132.50	144.38	115.00	135.00	105.00	100.00	95.00
SHOES POLISH CHARGES AVERAGE SHOP	PAIR	20.00	20.00	27.50	20.00	20.00	15.00	15.00
HOUSE RENT (combined)	MONTH	13374.00	45502.00	4144.00	5882.00	12435.00	7595.00	5205.00
rent 2	pm	13374.00	45502.00	4144.00	5882.00	12435.00	7595.00	5205.00
RENT3	PM	13374.00	45502.00	4144.00	5882.00	12435.00	7595.00	5205.00
RENT4	PM	13374.00	45502.00	4144.00	5882.00	12435.00	7595.00	5205.00
RENT5	PM	13374.00	45502.00	4144.00	5882.00	12435.00	7595.00	5205.00
RENT6	PM	13374.00	45502.00	4144.00	5882.00	12435.00	7595.00	5205.00
SYNTHETIC ENEMAL ROBIALAC BALTI 3.64 LTR.	EACH	1750.00	1750.00	1830.00	1805.00	2190.00	1650.00	1700.00
SYNTHETIC ENEMAL ICI BALTI 3.64 LTR.	EACH	1790.00	1790.00	1850.00	1880.00	2190.00	2138.00	2138.00
CEMENT (LOCAL) SPECIFY BRAND NAME	BAG	505.00	510.00	492.50	510.00	507.50	500.00	510.00
BRICKS (NEW) IST CLASS	P/1000	8900.00	8900.00	8150.00	7650.00	8250.00	6500.00	9200.00
CEMENT BLOCKS (6"x8"x12")	P/100	0.00	0.00	0.00	0.00	0.00	0.00	0.00
BAJREE	100CFT	3650.00	3650.00	3900.00	3450.00	6000.00	5900.00	5750.00
SAND (BLACK PIT SAND)	K100CFT	2950.00	2950.00	1425.00	2295.00	2350.00	3150.00	2750.00
TIMBER SHESHAM LOG IST QUALITY	cubmt.	71512.00	66215.00	66215.00	64890.50	64547.50	74151.00	50233.50
IRON BAR (M.S. BAR) 1/2"	P/TON	69000.00	69000.00	65625.00	68000.00	72750.00	68000.00	66000.00
CARPENTER WAGE RATE	P/DAY	1100.00	1100.00	775.00	800.00	830.36	675.00	825.00
MASON (RAJ) WAGE RATE	P/DAY	1100.00	1100.00	775.00	800.00	926.79	675.00	1050.00
UNSKILLED LABOUR WAGE RATE	P/DAY	650.00	650.00	500.00	500.00	600.00	400.00	650.00
PLUMBER WAGE RSTE	P/DAY	1100.00	1100.00	775.00	800.00	826.79	0.00	800.00
ELECTICIAN WAGE RATE PER DAY	P/DAY	0.00	0.00	0.00	0.00	828.57	100.00	700.00
ELECTICIAN WAGE RATE PER POINT **	P/PNT	190.00	197.50	135.00	170.00	152.50	137.50	137.50
WATER CHARGES PER HOUSE	P/MONTH	139.00	96.00	80.00	80.00	300.00	30.00	100.00
ELECT.CHARGES UPTO 50 UNITS	P/UNIT	2.00	2.00	2.00	2.00	2.00	2.00	2.00
ELECT.CHARGES 01 - 100 UNIT	P/UNIT	6.18	6.18	6.18	6.18	6.18	6.18	6.18
ELECT.CHARGES 101 - 300 UNIT	P/UNIT	9.54	9.54	9.54	9.54	9.54	9.54	9.54
ELECT.CHARGES 301 - 1000 UNIT	P/UNIT	16.39	16.39	16.39	16.39	16.39	16.39	16.39
ELECT.CHARGES ABOVE 1000 UNIT	P/UNIT	18.39	18.39	18.39	18.39	18.39	18.39	18.39
ELEC	PM	10.50	10.50	10.50	10.50	10.50	10.50	10.50
GAS CHRQ upto 3.3719 MMBUT	MMBTU	128.70	128.70	128.70	128.70	128.70	128.70	128.70
GAS CHRQ 3.3719 - 6.7438 MMBUT	MMBTU	257.40	257.40	257.40	257.40	257.40	257.40	257.40
GAS CHRQ 6.7438 - 10.1157 MMBUT	MMBTU	257.40	257.40	257.40	257.40	257.40	257.40	257.40
GAS CHRQ10.1157 - 13.4876 MMBUT	MMBTU	702.00	702.00	702.00	702.00	702.00	702.00	702.00
GAS	PM	702.00	702.00	702.00	702.00	702.00	702.00	702.00
GAS	PM	409.50	409.50	409.50	409.50	409.50	409.50	409.50
KEROSENE OIL	LTR	98.75	100.00	88.50	90.00	69.00	82.50	78.20
FIREWOOD WHOLE	40 KG.	741.67	785.00	510.00	625.00	731.43	500.00	700.00
CHAIR SHESHAM WOOD WITH ARMS **	EACH	3458.33	3587.50	3100.00	3250.00	2100.00	3250.00	2250.00
CHAIR PLASTIC (CHAIRMAN) AVERAGE QUALITY	EACH	725.00	725.00	725.00	825.00	825.00	775.00	525.00
TABLE SHESHAM WOOD (4X2X5") ***	EACH	5750.00	5750.00	5750.00	4250.00	10071.43	6500.00	10250.00
SOFASET WOODEN WITH FOAM SEAT **	SET	20500.00	21812.50	20500.00	16250.00	19285.71	23000.00	17750.00
COT IRON (WITH NIWAR)AV.QLTY.	EACH	1966.67	2087.50	1800.00	1650.00	2500.00	2400.00	1650.00
ALMIRAH (STEEL) 6'X3' 20 GUAGE	EACH	8558.33	8750.00	8200.00	7750.00	9964.29	12000.00	9300.00
DINNING TABLE 6 CHAIRS A.QLTY	SET	21666.67	24000.00	21000.00	21250.00	21142.86	27000.00	25000.00
SINGLE BED WITHOUT FOAM MED.	EACH	4900.00	4900.00	4750.00	5250.00	7928.57	10500.00	10500.00
MATRESS SINGLE(4"THICK)	EACH	4900.00	4900.00	4900.00	4800.00	5000.00	5700.00	5000.00
FARSHI DARI 12'X9' AV.QLTY	EACH	1858.33	1893.75	1700.00	1075.00	1607.14	1200.00	925.00
DARI COTTON (6'x2 1/2') AV.QL	EACH	925.00	915.63	875.00	412.50	459.64	1000.00	450.00
CARPET PLAIN AV. QLTY	SQFT.	28.92	29.00	25.50	32.50	37.50	35.00	37.50
QUILT (LIHAF) 3 KG. COTTON	EACH	975.00	1031.25	875.00	625.00	1328.57	1200.00	1025.00
BLANKET (90" x 54")	EACH	4000.00	4075.00	3100.00	2950.00	5000.00	3800.00	2900.00
BEDSHEET SINGLE BED SUP.QLTY	EACH	614.58	646.88	575.00	487.50	546.43	550.00	475.00
BED SHEET DOUBLE WITH TWO PILLOW COVERS SUP QLTY	SET	1295.83	1375.00	1325.00	1050.00	932.14	1000.00	1150.00
TOWEL(3'x2') AV. QALTY	EACH	389.58	405.00	355.00	287.50	276.43	350.00	175.00
CEILING FAN 48" SUPER QLTY **	EACH	3175.00	3175.00	3275.00	2800.00	2750.00	3495.00	2700.00
PEDESTAL FAN 22" SUPER QLTY	EACH	3475.00	3475.00	3700.00	3600.00	4000.00	5260.00	4100.00
REFG. DAWLENCE 10 CFT. D.DOOR	EACH	30500.00	30500.00	30500.00	31000.00	35000.00	30400.00	31000.00
D-FREEZER WAVES 8 CFT.	EACH	30400.00	30400.00	30400.00	30400.00	28000.00	30400.00	31000.00
AIRCONDITIONER 1.5 TON PEL	EACH	41000.00	41000.00	41000.00	42400.00	44000.00	42000.00	48000.00
SPLIT AIR CONDITIONER 1.5 TON (SPECIFY BRAND NAME)	EACH	41500.00	41500.00	41500.00	44300.00	48000.00	46000.00	46000.00
AIRCOOLER SUPER ASIA	EACH	8500.00	8500.00	11600.00	12250.00	13500.00	10000.00	12500.00

Contd.

### 7.11 Intercity Consumer Prices October, 2015

Description	Unit	Rawal-pindi	Islamabad	Attock	Jehlum	Lahore	Sahiwal	Gujran-wala
WASHING MACHINE SINGER	EACH	15880.00	15880.00	15600.00	15650.00	15600.00	15880.00	15600.00
SEWING MACHINE(SINGER)	EACH	6095.00	6095.00	6095.00	6095.00	6495.00	6795.00	5860.00
GIZER LARGE SIZE 30 GALLON CAPACITY SUP QLTY	EACH	22900.00	22900.00	24500.00	14250.00	22600.00	21400.00	13200.00
GAS BURNER DOUBLE SPFY.BRAND	EACH	1920.83	2050.00	1750.00	1850.00	1750.00	1400.00	1300.00
ELECT. IRON PHILIPS MDL.1120	EACH	2100.00	2100.00	1900.00	1975.00	1300.00	2750.00	2200.00
ELECTRIC JUICER FOR APPLE	EACH	7550.00	7550.00	7100.00	7375.00	13000.00	9250.00	4500.00
S.STEEL DEGHCHI MEDIUM SIZE ***	EACH	741.67	756.25	610.00	612.50	735.71	475.00	1185.00
ALUMINIUM COOKING PAN (DEGCHI ) MED SIZE	EACH	679.17	706.25	525.00	575.00	664.29	450.00	928.00
NON STICK COOKING PAN (DEGCHI ) SUP. QLTY	EACH	1129.17	1156.25	875.00	975.00	1085.71	1150.00	1550.00
FRYING PAN STEEL AVG. QLTY MED. SIZE	EACH	512.50	512.50	475.00	375.00	630.36	450.00	575.00
TAWA IORN (MEDIUM SIZE) AVG. QLTY	EACH	315.83	346.25	310.00	255.00	482.14	475.00	412.50
S.STEEL PLATE A.QLTY.(M.SIZE)	EACH	90.83	87.50	87.50	57.50	78.93	65.00	110.00
TABLE SPOON S.STEEL SUP.QLTY.	DOZEN	411.67	411.88	375.00	375.00	366.07	475.00	575.00
WATER SET JUG+6 GLASSES (OMROC)	SET	406.67	410.00	362.50	410.00	730.36	470.00	350.00
TEA SET PAK. CHINAWARE 21 PCS.	SET	2229.17	2250.00	1900.00	1850.00	1557.14	2200.00	1800.00
DINNER SET PLASTIC 72 PIECES SUPERIOR QLTY	SET	7408.33	7650.00	6650.00	4750.00	5785.71	6450.00	5900.00
HOTPOT SET PLASTIC 3 PCS.	SET	1708.33	1725.00	1625.00	1375.00	1510.71	1275.00	1150.00
BUCKET(BALTI) PLASTIC MED.SIZ	EACH	257.50	273.75	245.00	315.00	478.57	300.00	300.00
LOTA PLASTIC (MED SIZE) AVERAGE QUALITY	EACH	62.92	73.13	42.50	37.50	49.64	75.00	40.00
PRESURE COOKER 4 LTR.	EACH	1775.00	1775.00	1575.00	1675.00	1540.00	1200.00	1750.00
WATER COOLER 9/10 LTR.PLASTIC ***	EACH	605.42	625.00	475.00	512.50	575.00	650.00	700.00
THERMOS STARVAC 1 LTR	EACH	487.50	525.00	475.00	437.50	525.00	450.00	600.00
BULB PHILIPS 100-WATTS	EACH	35.00	35.00	27.50	35.00	35.00	33.50	30.00
TUBE LIGHT PHILIPS 40 WATTS	EACH	100.00	100.00	110.00	110.00	100.00	95.00	100.00
ELECTRIC BLUBS "0" WATTE LOCAL	EACH	27.50	27.50	27.50	25.00	20.00	25.00	18.00
ELECTRIC BLUB ENERGY SAVER 14 WATTS	EACH	167.50	167.50	165.00	167.50	170.00	160.00	160.00
WASHING SOAP 250 GMS SPECIFY BRAND NAME	EACH	40.00	40.00	40.00	40.00	40.00	40.00	38.00
SURF EXCEL 400 GMS POLY BAG	EACH	110.00	110.00	110.00	110.00	125.00	125.00	125.00
WASHING POWDER 1000 GRM	EACH	185.00	185.00	185.00	185.00	185.00	185.00	185.00
WASHING POWDER (WHEEL BONUS) 100 GRAMS	EACH	125.00	125.00	110.00	125.00	90.00	95.00	90.00
CLEANSER POWDER VIM 1000 GM	PKT.	77.78	77.78	77.78	77.78	77.78	77.78	77.78
FINIS 500 ML	BOTTLE	250.00	250.00	250.00	250.00	229.41	196.87	193.75
PHNYLE TYPHONE/FINIS/CARRANITE 3 LITRES	BOTTLE	169.09	169.09	169.09	169.09	145.00	150.00	140.00
HARPIC	BOTTLE	145.00	145.00	145.00	145.00	145.00	145.00	145.00
BOOT POLISH CHERRY/KIWI 50ML	EACH	119.05	119.05	119.05	119.04	100.00	111.11	111.11
ROBIN BLUE (35 GRAMS)	PKT.	50.00	50.00	50.00	50.00	50.00	50.00	50.00
TISSU PAPER PERFUMED 100 PCS.	PKT	110.00	110.00	110.00	110.00	115.00	95.00	105.00
TOILET PAPER ROLL (R.PETEL)	P/ROLL	40.00	40.00	40.00	38.00	40.00	40.00	38.00
BOOT POLISH LIQUID CHEERY BLOSSOM KIWI 75 ML	BOTTLE	150.00	150.00	140.00	150.00	150.00	150.00	140.00
MATCH BOX SMALL	EACH	2.00	2.00	9.50	2.00	1.00	2.00	2.00
DRY CELL 1.5 VOLT(LOCAL)	EACH	30.00	30.00	30.00	22.50	25.00	30.00	15.00
HAND STITCHING NEEDLE M.SIZE	PACKET	10.00	10.00	7.75	9.00	7.50	10.00	5.00
SEWING MACHINE NEEDLE (SINGER)	EACH	5.00	5.00	5.00	5.00	10.00	5.00	6.00
HOUSEHOLD SERVANT FEMALE P/T	P/MNTH	1858.33	2000.00	1300.00	1700.00	1878.57	1500.00	1550.00
MARRIAGE HALL WITH FURNITURE	P/HEAD	146.25	155.00	125.00	125.00	147.50	150.00	115.00
SEPTRAN TABLETS	10TAB.	16.00	16.00	16.00	16.00	16.10	16.50	16.00
BRUFEN TABS 200-MG.	10TAB.	10.00	10.00	10.00	10.00	10.00	10.00	10.00
PANADOL TAB. EXTRA/PLAIN	10TAB.	10.00	10.00	10.00	10.00	10.00	10.00	10.00
DISPRIN TAB.	10TAB.	10.00	10.00	10.00	10.00	10.00	10.00	10.00
TRISIL TAB.	10 TAB	10.00	10.00	10.00	10.00	10.00	10.00	10.00
FLAGYL TAB. 200 MG.	10TAB.	10.00	10.00	10.00	10.00	10.00	10.00	10.00
VENTOLIN TAB. 2MG.	10TAB.	9.00	9.00	9.00	9.00	9.00	9.00	9.00
DAONIL TAB. 5 MG.	10TAB.	17.00	17.00	17.00	17.00	17.00	17.00	17.00
ENTOX TAB.	10TAB.	10.00	10.00	10.00	10.00	10.00	10.00	10.00
RENITEC TAB. 5 MG.	10TAB.	59.00	59.00	59.00	59.00	59.00	59.00	59.00
CAC. 1000 TAB	BOTTLE	122.00	122.00	122.00	122.00	122.00	122.00	122.00
AMOXIL CAPSOLE 250 MG.S	10CAP.	36.00	36.00	36.00	36.00	36.00	36.00	36.00
CALCIUM SYRUP SANDOZ	BOTTLE	64.00	64.00	64.00	64.00	64.00	64.00	64.00
LEDERPLEX SYRUP	BOTTLE	35.00	35.00	35.00	35.00	35.00	35.00	35.00
SANCOS SYRUP (50 ML.)	BOTTLE	30.00	30.00	30.00	30.00	30.00	30.00	30.00
PHENERGAN SYRUP 120 ML.	BOTTLE	33.00	33.00	33.00	33.00	33.00	33.00	33.00
CALPOL SYRUP 60 ML.	BOTTLE	28.00	28.00	28.00	28.00	28.00	28.00	28.00
HYDRYLLIN SYRUP 120 ML.	BOTTLE	65.00	65.00	65.00	65.00	65.00	65.00	65.00

Contd.



### 7.11 Intercity Consumer Prices October, 2015

Description	Unit	Rawal-pindi	Islamabad	Attock	Jehlum	Lahore	Sahiwal	Gujran-wala
POLYFAX EYE OINTMENT	TUBE	21.00	21.00	21.00	21.00	21.00	21.00	21.00
BETNESOL EYE DROPS	BOTTLE	33.89	33.89	33.89	33.89	33.89	33.89	33.89
EAR DROPS (CARDISPORINE) ***	BOTTLE	21.00	21.00	21.00	21.00	21.00	21.00	21.00
BETNOVATE-N OINTMENT 5 GMS	TUBE	16.00	16.00	16.00	16.00	16.00	16.00	16.00
BURNOL CREAM 30 GRM	TUBE	16.00	16.00	16.00	16.00	16.00	16.00	16.00
VICKS VAPORUB/BALM	BOTTLE	36.00	36.00	36.00	36.00	36.00	36.00	36.00
GLYCRINE SMALL BOTTLE	BOTTLE	28.00	28.00	22.50	25.00	35.00	25.00	17.00
JOUHAR JOSHANDA	PKT.	8.00	8.00	8.00	8.00	8.00	8.00	8.00
GALXOS-D (450 GRMS)	PKT.	168.75	168.75	168.75	168.75	157.50	168.75	157.50
GRIPE-WATER WOODWARDS	BOTTLE	55.00	55.00	55.00	55.00	55.00	55.00	55.00
SANIPLAST ONE PUTTY	EACH	2.00	2.00	2.00	2.00	2.00	2.00	1.50
O.R.S. (NIMCOL)	PKT.	17.00	17.00	17.00	17.00	17.00	15.00	17.00
DETTOL (MEDIUM)	BOTTLE	46.80	46.80	46.80	46.80	46.80	46.80	46.80
COTTON BANDAGE 2" - 4"	EACH	9.00	9.00	8.00	9.00	8.00	9.00	7.00
THERMOMETER CHINA	EACH	45.00	45.00	50.00	47.50	42.50	45.00	30.00
DOCTOR (MBBS) CLINIC FEE	P/PAT.	166.67	175.00	110.00	125.00	100.00	250.00	75.00
URINE TEST (DR) CHARGES	P/TEST	150.00	161.25	80.00	100.00	155.00	100.00	100.00
BLOOD TEST (CP) CHARGES	P/TEST	325.00	325.00	200.00	300.00	575.00	225.00	300.00
SUGAR TEST (RANDOM/FASTING BOTH) CHARGES	P/TEST	210.00	300.00	170.00	197.50	150.00	110.00	200.00
ECG CHARGES	P/TEST	264.58	312.50	150.00	250.00	300.00	225.00	200.00
X-RAY (CHEST) CHARGES	P/X-RAY	333.33	375.00	275.00	375.00	375.00	300.00	400.00
CAR SUZUKI 800 CC (W/O. A/C)	EACH	659800.00	659800.00	659800.00	659800.00	637000.00	625000.00	645000.00
CAR SUZUKI 1000 CC	EACH	1081300.00	1081300.00	1081300.00	1081300.00	1065000.00	1034000.00	1060000.00
CAR TOYOTA 1300 CC	EACH	1682000.00	1682000.00	1677000.00	1682000.00	1790500.00	1645500.00	1570000.00
CAR HONDA CIVIC	EACH	2145500.00	2145500.00	2145500.00	2145500.00	2147000.00	1662000.00	2027500.00
MOTORCYCLE HONDA CD-70.	EACH	63500.00	63500.00	63500.00	63500.00	63500.00	63500.00	63500.00
MOTORCYCLE YAMAHA 100CC.	EACH	79300.00	79300.00	79300.00	79300.00	79300.00	79300.00	79300.00
MOTOR CYCLE HERO 70 CC	EACH	44500.00	45000.00	46750.00	48000.00	49000.00	47500.00	42500.00
BICYCLE WITH TYRES & TUBES	EACH	7900.00	7900.00	7900.00	7200.00	7500.00	7100.00	7200.00
TYRE CAR WITH TUBE GENERAL	EACH	3175.00	3175.00	3375.00	3250.00	3000.00	2400.00	3300.00
TYRE MOTOR CYCLE WITHOUT TUBE	EACH	1137.50	1137.50	1250.00	1135.00	1420.00	900.00	1250.00
TYRE CYCLE SPECIFY BRAND NAME	EACH	345.83	355.00	370.00	387.50	330.00	330.00	330.00
TYRE CAR W/O TUBE	EACH	3050.00	3050.00	3275.00	3075.00	2700.00	2200.00	3000.00
PETROL SUPER	LITRE	73.76	73.76	73.76	73.76	73.76	73.76	73.76
HIGH SPEED DIESEL HSD	LITRE	82.04	82.04	82.04	82.04	82.04	82.04	82.04
CNG	K.G.	75.82	75.82	75.82	0.00	67.50	67.50	67.50
GAS CYLINDER STAND. SIZE	EACH	1186.67	1185.00	1205.00	1100.00	880.00	1050.00	935.00
MOTOR CYCLE SERVICE CHARGES	EACH	325.00	325.00	290.00	250.00	200.00	150.00	280.00
CAR SERVICE CHARGES	EACH	337.50	375.00	325.00	275.00	300.00	300.00	250.00
TYRE PUNCTURE CHARGES	EACH	65.00	65.00	40.00	70.00	80.00	70.00	50.00
CYCLE OVERHAULING CHARGES	EACH	783.33	825.00	290.00	375.00	319.64	325.00	160.00
CAR TAX FOR 800CC TO 1300CC	YEARLY	2650.00	432.00	2650.00	2650.00	2650.00	2650.00	2650.00
TRAIN FARE ECO. 1-100 KM.	P/KM.	0.68	0.68	0.68	0.68	0.68	0.68	0.68
TRAIN FARE ECO. 101-500 KM.	P/KM.	0.98	0.98	0.98	0.98	0.98	0.98	0.98
TRAIN FARE ECO. > 500 KM.	P/KM.	0.89	0.89	0.89	0.89	0.89	0.89	0.89
TRAIN FARE IST SLP. 1-100KM	P/KM.	2.10	2.10	2.10	2.10	2.10	2.10	2.10
TRAIN FARE IST SLP.101-500 KM	P/KM.	2.59	2.59	2.59	2.59	2.59	2.59	2.59
TRAIN FARE IST SLP. > 500 KM	P/KM.	1.99	1.99	1.99	1.99	1.99	1.99	1.99
TRAIN FARE A/C SLP. 1-100KM.	P/KM.	5.76	5.76	5.76	5.76	5.76	5.76	5.76
TRAIN FARE A/C SLP.101-500KM	P/KM.	4.59	4.59	4.59	4.59	4.59	4.59	4.59
TRAIN FARE A/C SLP > 500KM.	P/KM.	4.16	4.16	4.16	4.16	4.16	4.16	4.16
PLATEFORM TICKET	EACH	10.00	10.00	10.00	10.00	10.00	10.00	10.00
AUTO RICKSHAW FARES	KM/MIN	75.00	0.00	45.00	75.00	50.00	70.00	60.00
FULL TONGA CHARGES	KM/MIN	0.00	0.00	0.00	0.00	65.00	90.00	50.00
TAXI 4 SEATER FARE	KM/MIN	100.00	100.00	75.00	0.00	100.00	100.00	100.00
BUS FARE MIN (WITHIN CITY)	TICKET	11.00	11.00	0.00	11.00	11.00	0.00	10.00
BUS FARE MAX (WITHIN CIT	TICKET	21.50	21.50	0.00	21.50	19.00	0.00	20.00
BUS FARE OUTSIDE CITY	P/KM.	0.93	0.93	0.93	0.93	0.93	0.93	0.93
A/C BUS FARE OUTSIDE CITY	P/KM.	1.55	1.55	1.53	1.55	2.00	1.55	1.45
MINIBUS FARE MIN.WITH IN CITY	TICKET	11.00	11.00	0.00	0.00	11.00	0.00	10.00
MINIBUS FARE MAX.WITH IN CITY	TICKET	21.50	21.50	0.00	0.00	29.00	0.00	20.00
SUZUKI FARE MIN.WITH IN CITY	TICKET	11.00	11.00	10.00	0.00	12.00	0.00	10.00
SUZUKI FARE MAXIMUM W.IN CITY	TICKET	17.00	17.00	10.00	10.00	22.00	0.00	20.00

Contd.

## 7.11 Intercity Consumer Prices October, 2015

Description	Unit	Rawalpindi	Islamabad	Attock	Jehlum	Lahore	Sahiwal	Gujranwala
AIR FARE ECONOMY CLASS.	P/KM.	19.26	19.26	0.00	0.00	19.26	0.00	0.00
POSTAL ENVELOPE DOMESTIC	EACH	8.00	8.00	8.00	8.00	8.00	8.00	8.00
ENVELOPE FOR SAUDI ARABIA	EACH	50.00	50.00	50.00	50.00	50.00	50.00	50.00
POSTAL REGISTRATION CHARGES	EACH	28.00	28.00	28.00	28.00	28.00	28.00	28.00
U.M.S. REG CHARGES MIN.	EACH	58.00	58.00	58.00	58.00	58.00	58.00	59.00
T.C.S. CH. MIN.WITH IN ZONE	EACH	150.00	150.00	150.00	150.00	150.00	150.00	110.00
TELEPHONE CHARGES LOCAL CALL	P/CALL	3.94	3.94	3.94	3.94	3.94	3.94	3.94
TEL CHARGES OUT SIDE CITY	P/CALL	3.94	3.94	3.94	3.94	3.94	3.94	3.94
INTERNET CHARGES	P/HOUR	27.50	27.50	27.50	50.00	15.00	12.00	20.00
MOBILE CELL CHARGES	P/UNIT	3.00	3.00	3.00	3.00	2.50	3.00	3.00
FAX CHARGES (LOCAL)	P/PAGE	12.50	12.50	12.50	12.50	10.00	20.00	30.00
TELEPHONE SET AV. QLTY	EACH	625.00	725.00	550.00	825.00	775.00	650.00	450.00
MOBILE SET NOKIA/SONY/ERICSON/SAMSUNG WITHOUT CAMERA	EACH	2133.33	2175.00	2125.00	2450.00	2700.00	2200.00	2825.00
T.V. 20" COLORED WEGA H-A21.	EACH	18108.33	18200.00	18100.00	18100.00	20500.00	18900.00	15000.00
T.V 20" COLOR CHINA/KORIA	EACH	14250.00	14250.00	14250.00	14250.00	6500.00	13500.00	7000.00
V.C.P. PANASONIC/LG/NAT	EACH	5900.00	5900.00	5550.00	5750.00	4200.00	0.00	0.00
DVD/VCD PLAYER PANASONIC/LG	EACH	3750.00	3750.00	3550.00	3750.00	6542.86	4500.00	4600.00
RADIO WITH C.PLAYER NATIONAL	EACH	2150.00	2150.00	2150.00	2050.00	1825.00	1800.00	2262.50
PERSONNEL COMPUTER (BRANDED)	EACH	69250.00	69250.00	69250.00	69500.00	53000.00	37000.00	37400.00
VID. CASSETTE BLK. TDK/SONY	EACH	144.17	145.00	135.00	175.00	122.50	155.00	0.00
COM. C.D. (TDK/IMATION)	EACH	56.67	59.38	75.00	75.00	37.14	60.00	35.00
TAPE RECORDER CASSETTE BLANK	EACH	42.50	47.50	42.50	47.50	40.00	65.00	35.00
VIDEO GAME SEGA 16 BYTE	EACH	1150.00	1150.00	1175.00	1050.00	1200.00	1650.00	1050.00
CINEMA A/C. HIGH CLASS	TICKET	150.00	0.00	0.00	0.00	115.71	0.00	80.00
CINEMA NON-A/C HIGH CLASS	TICKET	80.00	0.00	0.00	0.00	72.86	50.00	60.00
CABLE CHARGES	PER MONT	325.00	325.00	275.00	300.00	275.00	200.00	300.00
TV.LICENCE FEE DOMESTIC	YEARLY	420.00	420.00	420.00	420.00	420.00	420.00	420.00
ENGLISH BOOK CLASS V1	EACH	78.00	78.00	78.00	78.00	78.00	78.00	78.00
ENGLISH BOOK CLASS IX OR X	EACH	130.00	130.00	130.00	130.00	130.00	130.00	130.00
ENG. BOOK IST.YR COMPLETE SET	EACH	84.00	84.00	84.00	84.00	84.00	84.00	84.00
ENGLISH BOOK BA/B.SC	EACH	178.00	178.00	178.00	178.00	178.00	178.00	178.00
URDU BOOK CLASS V (T.B.BORD)	EACH	71.00	71.00	71.00	71.00	71.00	71.00	71.00
URDU BOOK CLASS IX/X(T.B.B)	EACH	137.00	137.00	137.00	137.00	137.00	137.00	137.00
URDU BOOK IST.YEAR/INTER	EACH	53.00	53.00	53.00	53.00	53.00	53.00	53.00
URDU BOOK BA/B.SC	EACH	140.00	140.00	140.00	140.00	140.00	140.00	140.00
MATHS BOOK CALSS V (T.B.B)	EACH	84.00	84.00	84.00	84.00	84.00	84.00	84.00
MATHS BOOK CLASS IX OR X	EACH	270.00	270.00	270.00	270.00	270.00	270.00	270.00
MATHS BOOK IST.YEAR (T.B.B)	EACH	156.00	156.00	150.00	156.00	156.00	156.00	156.00
PAKISTAN STUDIES BOOK BA/B.SC	EACH	125.00	125.00	125.00	125.00	125.00	125.00	125.00
DAILY "DAWN"	P/COPY	19.00	19.00	19.00	19.00	19.00	19.00	19.00
DAILY "JANG"	P/COPY	12.00	12.00	12.00	12.00	12.00	12.00	12.00
DAILY "NAWA-E-WAQT"	P/COPY	12.00	12.00	12.00	12.00	12.00	12.00	12.00
WEEKLY "AKHBAR-E-JAHAN"	P/COPY	55.00	55.00	55.00	55.00	55.00	55.00	55.00
WEEKLY "MAG"	P/COPY	45.00	45.00	45.00	45.00	45.00	45.00	45.00
MONTHLY "NAUNEHAL DIGEST"	P/COPY	35.00	35.00	35.00	35.00	35.00	35.00	35.00
PAPER FOOLSCAPE (27"x17")	QUIRE	57.50	57.50	57.50	55.00	25.00	25.00	30.00
EXERCISE.BOOK LINED 80/100 PGS	EACH	62.50	67.50	62.50	57.50	30.00	35.00	32.50
PENCILGOLDFISH/DEER	EACH	8.00	8.00	8.00	8.00	6.00	6.00	7.00
PEN INK DOLLOR 57 ML BOTTLE	EACH	25.00	25.00	25.00	20.00	20.00	20.00	20.00
PHOTOSTATE PAPER 70 GM	PRT	365.00	365.00	365.00	305.00	350.00	330.00	350.00
BALL PEN (local)	EACH	8.00	8.00	8.00	8.00	6.00	6.00	5.00
FOUNTAIN PEN HEROWINGS/CHINA	EACH	47.50	47.50	47.50	46.25	60.00	50.00	40.00
PRIVATE SCHOOL FEE ENGLISH MEDIUM AVERAGE STANDARD (CLASS I)	P/MONTH	3245.83	3090.63	1112.50	1972.50	1571.43	2087.50	1550.00
PRIVATE SCHOOL FEE ENGLISH MEDIUM AVERAGE STANDARD (CLASS V)	P/MONTH	3229.17	3184.38	1300.00	1950.00	1750.00	2087.50	1650.00
PRIVATE SCHOOL FEE ENGLISH MEDIUM AVERAGE STANDARD (CLASS VI)	P/MONTH	3279.17	3359.38	1312.50	1997.50	1967.86	2112.50	1800.00
PRIVATE SCHOOL FEE ENGLISH MEDIUM AVERAGE STANDARD (CLASS X)	P/MONTH	3575.00	3681.25	1725.00	2205.00	2478.57	2275.00	2200.00
PRIVATE MEDICLE COLLEGE FEE MBBS (IST YEAR)	P/MONTH	50468.75	50468.75	50468.75	0.00	30208.00	0.00	0.00
PRIVATE ENGINEERING COLLEGE FEE (ISTR YEAR)	P/MONTH	14975.25	14975.25	11011.50	0.00	19550.00	0.00	0.00
GOVT. COLLEGE FEE IST. YEAR	MONTH	50.00	195.00	50.00	50.00	60.00	50.00	50.00
GOVT. COLLEGE FEE 4TH. YEAR	MONTH	60.00	225.00	60.00	60.00	70.00	60.00	60.00
GOVT. UNIVERSITY FEE MSC.	MONTH	77.50	1000.00	77.50	80.00	97.79	80.00	115.00
GOVT. MED. COLLEGE FEE MBBS	MONTH	873.00	873.00	873.00	0.00	1250.00	1250.00	0.00
GOVT. ENGG. COLL. FEE I YEAR	MONTH	600.00	600.00	600.00	0.00	750.00	500.00	0.00

Contd.

### 7.11 Intercity Consumer Prices October, 2015

Description	Unit	Rawal-pindi	Islamabad	Attock	Jehlum	Lahore	Sahiwal	Gujran-wala
COACHING FEE FOR CLASS IX/X	P/MONTH	2750.00	2987.50	1550.00	3000.00	1828.57	1400.00	600.00
COACHING CHARGES FOR CLASS 1ST YEAR/INTER (SCIENCE)	P/MONTH	3250.00	3450.00	2200.00	3500.00	2821.43	2300.00	1200.00
COACHING CHARGES FOR CLASS 1ST YEAR/INTER (COMMERCE)	P/MONTH	2691.67	3062.50	1900.00	3500.00	2792.86	1300.00	1200.00
I.T. TUITION FEES	P/MONTH	2100.00	2100.00	1450.00	3231.25	6066.80	1500.00	4500.00
MBA TUITION FEES	P/MONTH	13955.00	13955.00	7667.00	4500.00	15687.50	0.00	7000.00
BREAD TANDOORI ST. SIZE	EACH	7.50	7.50	6.50	6.00	6.00	6.00	6.00
COOKED MUTTON (AV. HOTEL)	PLATE	155.00	157.50	190.00	155.00	200.71	150.00	120.00
COOKED BEEF (AV. HOTEL)	PLATE	89.17	92.50	75.00	85.00	78.21	80.00	60.00
COOKED DAL (AV. HOTEL)	PLATE	59.17	67.50	57.50	55.00	50.71	40.00	35.00
CHICKEN BIRYANI FULL/DOUBLE	PLATE	125.00	135.00	165.00	110.00	128.93	130.00	110.00
TEA PREPARED (ORDINARY)	CUP	20.00	20.00	20.00	20.00	19.21	20.00	20.00
HAIRCUT CHARGES FOR MEN	P/CUT	86.25	102.50	75.00	60.00	112.86	100.00	60.00
BEAUTY PORL HAIR STYL CHARGE	P/STY.	391.67	475.00	275.00	475.00	341.07	250.00	350.00
SHAVING CHARGES	PER SHV	49.58	60.00	55.00	45.00	55.71	40.00	40.00
LIPSTICK S.MISS/MEDORA	EACH	110.00	110.00	115.00	110.00	120.00	110.00	110.00
NAIL POLISH S.MISS/MEDORA	EACH	115.00	115.00	105.00	115.00	110.00	95.00	60.00
PERFUME MED.SIZE MEDORA/BROACH	EACH	200.00	200.00	200.00	200.00	180.00	170.00	120.00
HAIR-OIL AMLA/CHAMBELI	BOTTLE	100.00	100.00	110.00	110.00	130.00	120.00	110.00
TOILET SOAP LUX 95 GRAMS	EACH	34.70	34.70	34.70	34.70	34.70	34.70	34.70
TOILET SOAP LIFEBOUY 140 GRM	EACH	37.00	37.00	37.00	37.00	37.00	37.00	37.00
TOILET SOAP SAFEGUARD BATH SIZE	EACH	46.00	46.00	46.00	46.00	50.00	46.00	50.00
TOOTHPASTE MACKLINES 70 GRM	EACH	50.00	50.00	50.00	50.00	50.00	50.00	50.00
TOOTHPAST MED SIZE CLGATE 70 GMS	EACH	75.00	75.00	75.00	75.00	60.67	60.67	60.67
TOOTHBRUSH SHEILD A/PLAUQUE	EACH	25.00	25.00	25.00	25.00	35.00	55.00	50.00
TOOTHPOWDER DENTONIC 90 GRM	EACH	28.00	28.00	28.00	28.00	28.00	28.00	25.00
HAIR-COLOUR BEGIN (6 GMS)	EACH	100.00	100.00	100.00	100.00	95.00	100.00	100.00
HAIR COLOUR (KALAKOLA)	BOTTLE	130.00	130.00	130.00	130.00	130.00	120.00	140.00
FACECREAM PONDS (MEDIUM)	EACH	110.00	110.00	110.00	110.00	110.00	110.00	110.00
TALC POWDER VICE ROAY,B.CAT	EACH	135.00	135.00	145.00	145.00	130.00	150.00	135.00
BLADE TREET ORDINARY 10'S	PKT.	35.00	35.00	30.00	35.00	35.00	32.00	40.00
BLADE 7-O-CLOCK STAIN. 5'S	PKT.	35.00	35.00	35.00	35.00	32.00	30.00	35.00
SHAMPOO SUNSILK/PAINTIN 100 ML	BOTTLE	110.00	110.00	110.00	110.00	110.00	110.00	110.00
BEAUTY CREAM (FAIR & LOVELY)	EACH	70.00	70.00	70.00	70.00	99.00	165.00	165.00
HAIR REMOVING CREAM (EU-CREAM)	TUBE	65.00	65.00	65.00	65.00	65.00	65.00	65.00
GEL MEDIUM SIZE	BOTTLE	102.50	107.50	100.00	127.50	65.00	120.00	65.00
DISPOSABLE RAZOR GILLET-II	EACH	42.50	42.50	42.50	40.00	35.00	45.00	43.00
SHAVING CREAM TOUCH-ME/ADM.	EACH	65.00	65.00	65.00	65.00	65.00	60.00	65.00
GOLD TEZABI 24 CT	10 GM.	39900.00	39900.00	39780.00	39780.00	39728.00	39008.00	38580.00
SILVER TEZABI 24 CT	10 GM.	610.00	610.00	540.00	605.00	574.00	548.00	565.00
ARTIFICIAL JEWELLARY SET	SET	1283.33	1325.00	850.00	687.50	1157.14	500.00	800.00
WRIST WATCH GENTS CITIZEN (ORIGINAL) ***	EACH	4900.00	4900.00	4900.00	3750.00	6535.71	4250.00	2500.00
WRIST WATCH LADIES CITIZEN (ORIGINAL) ***	EACH	4900.00	4900.00	4900.00	3750.00	7500.00	4250.00	2500.00
WALL CLOCK QUARTZ AV.QLTY	EACH	520.83	550.00	550.00	310.00	825.00	600.00	487.50
SUITCASE REXIN (24"x16"x6")	EACH	1775.00	1775.00	1650.00	850.00	989.29	1050.00	725.00
TRUNK MEDIUM SIZE ***	EACH	2250.00	2243.75	2250.00	1950.00	2246.43	2000.00	1525.00
PURSE LADIES (LEATHER) AVERAGE QUALITY	EACH	529.17	612.50	525.00	437.50	1400.00	712.50	712.50

### 7.11 Intercity Consumer Prices October, 2015

Description	Unit	Wazira- bad	Sialkot	Faisal-abad	Jhang	Multan	Muzaffar- garh	D.G. Khan
WHEAT	10 KG.	350.00	350.00	337.50	316.00	320.00	320.00	320.00
WHEAT FLOUR FINE/SUPERIOR.	KG.	42.50	50.00	45.00	40.00	41.00	40.00	40.00
WHEAT FLOUR AVG. QLTY	KG.	40.50	39.25	36.50	39.00	37.50	37.00	37.00
WHEAT FLOUR BAG	10 KG.	397.50	392.50	385.00	360.00	385.00	370.00	363.00
MAIDA	KG.	51.00	50.00	48.75	45.00	46.00	47.00	50.00
SUJI	KG.	51.00	50.00	48.75	50.00	47.00	47.00	50.00
BESAN AV. QLTY.	KG.	112.50	125.00	115.00	120.00	120.83	127.50	120.00
RICE BASMATI SUP. QLTY.	KG.	80.00	77.50	90.00	75.00	115.83	117.50	100.00
RICE BASMATI 385/386	KG.	52.50	70.00	80.00	55.00	73.33	77.50	70.00
RICE BASMATI BROKEN AV.QLTY	KG.	52.50	50.00	60.00	40.00	67.50	67.50	60.00
RICE IRR1-6 (SINDH/PUNJAB)	KG.	52.50	47.50	50.00	36.00	37.00	35.00	35.00
VERMICELLI	KG.	80.00	75.00	85.00	68.00	80.00	77.50	80.00
BREAD PLAIN MEDIUM SIZE	EACH	40.00	40.00	40.00	40.00	45.00	45.00	45.00
RUSK (PAPAY)	KG.	160.00	140.00	195.00	160.00	215.00	200.00	200.00
BISCUITS-PACKED	PKT	35.00	35.00	35.00	35.00	35.00	35.00	35.00
BISCUIT-BAKERY (LOOSE)	250 GM	100.00	80.00	73.75	70.00	90.00	70.00	80.00
CORNFLAKS FAUJI 225 GM.	PKT	180.00	166.50	195.00	180.00	175.50	175.50	198.00
SAMOSA (VEGATABLE)	EACH	10.00	15.00	19.00	15.00	14.33	13.50	10.00
PASTRY AV.QLTY.	EACH	30.00	25.00	23.75	35.00	35.83	22.50	30.00
PATTIES (VEGATABLES)	EACH	15.00	20.00	23.75	30.00	29.17	25.00	20.00
NIMCO	250 GM	50.00	50.00	67.50	65.00	72.50	70.00	60.00
CHIPS	250 GM	62.50	65.00	66.25	100.00	83.33	82.50	65.00
BEEF WITH BONE AV.QLTY.	KG	290.00	290.00	290.00	300.00	320.00	300.00	300.00
MUTTON AV.QLTY.	KG	575.00	637.50	600.00	650.00	650.00	575.00	625.00
CHICKEN FARM BROILER (LIVE)	KG	107.00	88.00	80.00	100.00	112.50	112.50	120.00
FISH-RAHU MEDIUM SIZE	KG	250.00	250.00	290.00	320.00	273.33	270.00	260.00
MILK FRESH (UNBOILED)	LTR.	80.00	70.00	70.00	65.00	75.00	70.00	70.00
CURD	KG.	90.00	80.00	80.00	75.00	90.00	80.00	85.00
MILK TETRA PACK 1/2 LTR.	PKT.	60.00	60.00	60.00	60.00	60.00	60.00	60.00
LACTOGEN 400 GRAMS	PKT.	430.00	435.00	435.00	425.00	435.00	435.00	435.00
POWDER MILK NIDO 400GM.	PKT	380.00	380.00	360.00	375.00	380.00	380.00	360.00
MILK POWDER LOOSE/PACKED	KG.	400.00	460.00	525.00	400.00	512.50	510.00	640.00
BUTTER LOCAL PACKED	50 GM.	30.00	25.00	32.00	30.00	27.00	27.00	25.00
EGGS FARM	DOZ	91.00	90.00	93.75	75.00	79.17	87.50	90.00
MUSTARD OIL AV.QLTY.	KG.	160.00	150.00	200.00	160.00	168.33	170.00	170.00
COOKING OIL (DALDA)	2.5LTR	467.00	467.00	465.00	435.00	445.00	440.00	490.00
COOKING OIL (PAKWAN) OTHER BRAND SPECIFY	2.5 LTR	420.00	420.00	450.00	495.00	452.50	452.50	490.00
VEGETABLE GHEE TIN	2.5KG.	452.00	452.00	450.00	440.00	440.00	445.00	485.00
VEGETABLE GHEE (LOOSE)	KG.	135.00	135.00	129.50	150.00	145.00	145.00	145.00
DATES AV.QLTY.	KG.	150.00	170.00	190.00	160.00	165.00	190.00	140.00
PISTACHIO AV.QLTY.	50 GM.	125.00	135.00	78.75	60.00	122.50	127.50	120.00
ALMONDS WHOLE AV.QLTY.	KG.	480.00	575.00	525.00	550.00	496.67	475.00	500.00
COCONUT DRY AV.QLTY.	KG.	250.00	245.00	280.00	200.00	282.50	290.00	300.00
RAISINS AV.QLTY.	50 GM.	25.00	20.00	21.25	20.00	19.00	19.00	15.00
GROUNDNUTS (WITH SHELL)	KG.	200.00	200.00	200.00	130.00	170.00	190.00	150.00
MALTA/MOSAMBI	DOZ	172.50	105.00	39.00	50.00	84.00	85.00	100.00
KINNU	DOZ	0.00	0.00	0.00	0.00	0.00	0.00	0.00
APPLE	KG	85.00	100.00	90.00	110.00	141.67	115.00	100.00
ALOO BUKHARA	KG	0.00	0.00	0.00	0.00	0.00	0.00	0.00
POMEGRANATE (ANNAR)	KG	100.00	150.00	125.00	120.00	210.00	210.00	150.00
GRAPES	KG	110.00	200.00	190.00	120.00	188.33	190.00	240.00
BANANAS	DOZ	50.00	60.00	45.00	60.00	64.17	65.00	60.00
MANGO KALMI	KG	0.00	0.00	0.00	0.00	0.00	0.00	0.00
GUAVA	KG	57.50	60.00	55.00	80.00	77.50	90.00	80.00
WATERMELON (TURBOOZ)	KG	0.00	0.00	0.00	0.00	0.00	0.00	0.00
MUSKMELON (KHARBOOZA)	KG	0.00	0.00	0.00	0.00	0.00	0.00	0.00
SWEETMELON (GARMA)	KG	57.50	60.00	90.00	50.00	90.00	67.50	37.00
PULSE MASOOR (WHOLE)	KG.	130.00	140.00	120.00	110.00	120.00	135.00	130.00
PULSE MASOOR (WASHED)	KG.	160.00	155.00	157.50	140.00	137.50	147.50	130.00
PULSE MOONG (WASHED)	KG.	135.00	160.00	157.50	140.00	142.50	155.00	140.00
PULSE MASH (WASHED)	KG.	225.00	245.00	230.00	195.50	230.00	245.00	220.00
PULSE GRAM	KG.	115.00	122.50	115.00	100.00	117.50	115.00	120.00
GRAM WHOLE BLACK AV.QLTY.	KG.	105.00	120.00	105.00	100.00	114.17	117.50	110.00

Contd.

### 7.11 Intercity Consumer Prices October, 2015

Description	Unit	Wazira- bad	Sialkot	Faisal-abad	Jhang	Multan	Muzaffar- garh	D.G. Khan
GRAM WHOLE YELLOW AV.QLTY	KG.	100.00	130.00	105.00	100.00	120.00	117.50	110.00
BEANS (LAL LOBIA)	KG.	130.00	160.00	140.00	160.00	160.00	170.00	180.00
POTATOES	KG	40.00	45.00	40.00	50.00	37.50	37.50	40.00
ONION	KG	50.00	60.00	53.75	50.00	52.50	52.50	50.00
TURNIP	KG	40.00	60.00	55.00	45.00	54.17	42.50	50.00
RADISH	KG	17.50	40.00	21.25	17.50	32.50	40.00	50.00
TOMATOES	KG	85.00	60.00	72.50	80.00	80.83	72.50	80.00
CABBAGE	KG	0.00	0.00	0.00	0.00	0.00	0.00	0.00
CAULIFLOWER	KG	50.00	50.00	42.50	45.00	56.67	42.50	50.00
BRINJAL	KG	47.50	30.00	58.75	45.00	37.50	32.50	30.00
PUMPKIN	KG	0.00	0.00	0.00	0.00	0.00	0.00	0.00
BOTTLEGOURD	KG	40.00	50.00	63.75	50.00	54.17	52.50	50.00
LADY FINGER	KG	40.00	70.00	56.25	55.00	61.67	55.00	60.00
PEAS	KG	0.00	0.00	0.00	0.00	0.00	0.00	0.00
SPINACH	KG	27.50	40.00	28.75	20.00	27.50	27.50	25.00
TINDA	KG	52.50	95.00	97.50	75.00	96.67	105.00	60.00
TURAI	KG	40.00	50.00	70.00	50.00	72.50	55.00	50.00
KARAILA	KG	72.50	75.00	87.50	75.00	80.00	72.50	60.00
ARVI	KG	60.00	65.00	72.50	55.00	75.83	65.00	60.00
CHILLIES GREEN	KG	52.50	80.00	82.50	75.00	80.83	75.00	80.00
CARROT	KG	0.00	0.00	0.00	0.00	0.00	0.00	0.00
COCUMBER (KHEERA)	KG	60.00	60.00	47.50	50.00	61.67	65.00	80.00
LEMON	250GM	37.50	32.50	35.00	80.00	27.50	32.50	40.00
SUGAR REFINED	KG.	64.00	61.00	61.00	60.00	58.00	60.00	60.00
GUR AV.QLTY	KG.	80.00	100.00	95.00	90.00	90.00	92.50	100.00
HONEY LANGANESE 500 GM.	BOTTLE	830.00	692.00	820.00	840.00	850.00	850.00	925.00
MILO 200 GM.	BOTTLE	186.66	222.00	225.00	170.00	200.00	200.00	250.00
CUSTARD POWDER RAFHAN 300 GM.	PKT	75.00	75.00	75.00	75.00	75.00	75.00	75.00
TOFFEE (HILAL)	EACH	1.00	1.00	2.00	2.00	1.00	1.00	1.00
CHOWKELATE CANDY (SMALL SIZE)	EACH	5.00	5.00	5.00	5.00	5.00	5.00	5.00
SWEETMEAT (MIXED)	KG	280.00	260.00	255.00	280.00	291.67	280.00	290.00
ICE CREAM WALLS	CUP.	40.00	40.00	40.00	40.00	40.00	40.00	40.00
ICE	KG	5.00	10.00	10.00	10.00	4.00	3.50	6.00
JAM AHMED/MITCHELLES	BOTTLE	130.00	125.00	140.00	130.00	130.00	130.00	140.00
SQUASH-MITCHELLES	BOTTLE	145.00	135.00	155.00	160.00	160.00	160.00	160.00
ROOH AFZA	BOTTLE	150.00	150.00	160.00	150.00	150.00	150.00	150.00
JAM-E-SHIREEN	BOTTLE	155.00	160.00	160.00	150.00	160.00	160.00	160.00
SAUNF	50 GM	20.00	17.50	17.50	15.00	16.67	19.00	12.00
CINAMON LOOSE AV. QLTY	50 GM.	30.00	20.00	25.00	25.00	21.83	21.00	20.00
CUMINSEED WHITE NATIONAL	50 GM.	52.00	52.00	54.00	55.00	52.00	52.00	52.00
PEPPER BLACK NATIONAL	50 GM.	96.00	96.00	96.00	96.00	96.00	96.00	96.00
CLOVES LOOSE AV.QLTY	50 GM.	100.00	95.00	98.25	90.00	82.50	95.00	80.00
CARDAMOM LARGE LOOSE AV.QLTY	50 GM.	130.00	110.00	102.50	160.00	179.17	182.50	170.00
CARDAMOM SMALL AV.QLTY	50 GM.	90.00	100.00	77.50	90.00	82.50	92.50	80.00
SALT-POWDERED (LAHORI) LOOSE	KG.	10.00	10.00	9.00	10.00	10.00	10.00	10.00
SALT POWDERED (NATIONAL/SHAN)	PKT	25.00	25.00	25.00	25.00	25.00	25.00	25.00
CHILLIES POWD.NATIONAL 200GM	PKT	105.00	105.00	105.00	105.00	105.00	105.00	105.00
CHILLIES POWDER LOOS	KG.	280.00	260.00	250.00	280.00	228.33	235.00	240.00
CORRIANDER SEED POWD.NATIONAL	PKT	88.00	78.00	104.00	95.00	104.00	104.00	78.00
CORRIANDER SEED (LOOSE)	KG.	240.00	300.00	290.00	240.00	253.33	270.00	240.00
TURMERIC POWD.NATIONAL 50GM	PKT.	35.00	35.00	35.00	35.00	35.00	35.00	35.00
CURRY POWD. NATIONAL 200 GM	PKT.	87.00	87.00	87.00	87.00	87.00	87.00	87.00
TOMATO KETCHUP AHMED/MITCHL	BOTTLE	100.00	85.00	90.00	90.00	95.00	95.00	85.00
PICKLES AHMED/MITCHELLES	BOTTLE	100.00	100.00	120.00	120.00	110.00	110.00	95.00
VINEGAR SYNTHETIC (SIRKA)	BOTTLE	70.00	80.00	112.24	85.00	82.00	85.00	80.00
GARLIC	KG	150.00	170.00	187.50	180.00	175.00	165.00	140.00
GINGER	KG	165.00	150.00	150.00	120.00	155.00	155.00	160.00
TAPAL DANEDAR TEA 200GM PACKET	PKT	168.42	166.32	147.37	166.32	166.32	166.32	166.38
TEA LIPTON YELLOW LABEL 200GM.	PKT.	176.84	176.84	189.52	158.00	176.84	176.84	176.84
TEA LOOSE KENYA AV.QLTY 250GM.	PKT.	160.00	150.00	152.50	140.00	125.83	130.00	120.00
COFFEE-NESCAFE 75 GM. **	BOTTLE	340.00	350.00	360.00	340.00	350.00	350.00	350.00
COLD DRINK (STANDARD SIZ)	BOTTLE	25.00	25.00	25.00	25.00	20.00	20.00	25.00
FRUIT JUICE TETRA PACK	PKT.	25.00	15.00	20.00	20.00	18.00	18.00	15.00

Contd.

## 7.11 Intercity Consumer Prices October, 2015

Description	Unit	Wazira- bad	Sialkot	Faisal-abad	Jhang	Multan	Muzaffar- garh	D.G. Khan
MINERAL WATER NESTLE 1.5 LTR	BOTTLE	45.00	50.00	45.00	50.00	47.00	47.00	50.00
CIGARETTES K-2 10'S **	PKT	55.00	55.00	55.00	60.00	52.00	52.00	43.00
CIGARETTES CAPSTAN 10'S **	PKT	60.00	60.00	60.00	60.00	57.00	57.00	57.00
CIGARETTES GOLD LEAF 20'S	PKT	120.00	120.00	120.00	120.00	109.00	109.00	110.00
CIGARETTES MORVEN GOLD 20'S	PKT	60.00	60.00	60.00	60.00	57.00	57.00	57.00
BETEL LEAVES	50GM.	60.00	70.00	60.00	70.00	42.50	52.50	70.00
BETEL NUTS	KG.	300.00	400.00	340.00	395.00	310.00	310.00	350.00
LONG CLOTH 57" GUL AHMED/AL-KARAM	METER	172.50	135.00	237.50	350.00	250.00	250.00	250.00
SHIRTING AV.QLTY.	METER	150.00	175.00	125.00	300.00	210.00	190.00	210.00
PANT CLOTH W & WEAR AV.QLTY	METER	312.50	215.00	475.00	400.00	342.50	345.00	325.00
LAWN PRINTED GUL AHMED/AL-KARAM	METER	197.50	177.50	240.00	360.00	360.00	360.00	312.50
GEORGETTE AV.QLTY	METER	150.00	130.00	160.00	350.00	108.00	115.00	125.00
LINEN AV.QLTY ***	METER	100.00	140.00	140.00	250.00	250.00	225.00	137.50
HEAVY WT SUITING LAWERNCPUR AVG QLTY	METER	1050.00	925.00	1375.00	1700.00	1200.00	1200.00	1700.00
HEAVY WT SUITING LAWERNCPUR SUP QLTY	METER	2350.00	950.00	1525.00	2000.00	1950.00	1950.00	1950.00
TROPICAL SUITING LAW.PUR	METER	925.00	800.00	1100.00	1700.00	1200.00	1200.00	1100.00
PANT BOY 24"/26" LENGTH.	EACH	700.00	400.00	400.00	575.00	380.00	365.00	550.00
SHIRT BOY 24"/26" LENGTH	EACH	425.00	355.00	300.00	500.00	318.33	290.00	500.00
SCHOOL UNI. PANT,SHIRT BOYS	SUIT	1000.00	625.00	475.00	700.00	573.33	525.00	650.00
SCHOOL UNI. KAMEEZ,SHAL.BOYS	SUIT	1000.00	625.00	475.00	750.00	518.00	675.00	750.00
SCHOOL UNI. KAMEEZ,SHAL.GIRL	SUIT	900.00	575.00	562.50	700.00	516.67	675.00	750.00
FROCK W/WEAR GIRLS	EACH	875.00	700.00	700.00	1325.00	1433.33	1900.00	900.00
AWAMI-SUIT W & W(BOY) 24"/26	SUIT	1050.00	950.00	556.25	1300.00	815.00	825.00	1100.00
AWAMI-SUIT W&W (GENTS)AV.QLTY	SUIT	1050.00	1250.00	837.50	1400.00	1045.00	1425.00	1600.00
PULLOVER GENTS OXFORD/BON.	EACH	3050.00	3000.00	3100.00	3280.00	3250.00	2800.00	2600.00
PULLOVER LADIES OXFORD/BON.	EACH	2850.00	3000.00	2500.00	2300.00	2990.00	2600.00	2500.00
PULLOVER (GENTS) OTHERS A.QTY	EACH	550.00	650.00	687.50	700.00	1012.50	975.00	500.00
SECOND-HAND COAT FOR MEN	EACH	475.00	500.00	425.00	600.00	425.00	375.00	200.00
SECONDHAND SWEETER FOR MEN DUP QLTY	EACH	525.00	300.00	225.00	200.00	237.50	135.00	50.00
SECONDHAND WINTER JACKET	EACH	575.00	350.00	425.00	600.00	315.00	225.00	150.00
UNDERWEAR AV.QLTY MEDIUM SIZE	EACH	150.00	100.00	75.00	125.00	156.67	145.00	135.00
VEST FOR MEN AV.QLTY.	EACH	105.00	112.50	110.00	140.00	143.33	155.00	110.00
VEST/SHAMEEZ (WOMEN) AVG. QLTY	EACH	130.00	125.00	112.50	250.00	158.00	135.00	155.00
SOCKS NYLON (PAKISTANI)	PAIR	90.00	65.00	65.00	77.50	92.50	82.50	90.00
BRASSIER AV.QLTY.	EACH	127.50	175.00	125.00	245.00	149.17	110.00	135.00
BRASSIER SUP QLTY	EACH	270.00	462.50	340.00	595.00	336.67	210.00	350.00
DOPATTA GEORGETTE AV.QLTY.	EACH	235.00	275.00	231.25	400.00	226.67	250.00	325.00
DOPATTA COTTON AV.QLTY	EACH	180.00	225.00	171.25	225.00	210.00	250.00	275.00
CHADDAR (W/WEAR) (2x2.5 MTR)	EACH	312.50	275.00	331.25	500.00	375.00	475.00	450.00
LUNGI/DHOTI(COTTON) AVG. QLTY	EACH	250.00	195.00	262.50	350.00	228.33	290.00	325.00
HANDKERCHIEF AVG. QLTY PAK	EACH	40.00	35.00	35.00	50.00	42.50	42.50	50.00
HANDKERCHIEF SUP. QLTY PAK	EACH	60.00	50.00	55.00	80.00	55.83	57.50	72.50
GLOVES AV.QLTY	PAIR	70.00	85.00	77.50	120.00	96.67	110.00	160.00
AZARBAND COTTON AVG. QLTY	EACH	25.00	10.00	13.50	20.00	13.00	13.50	20.00
SEWING THREAD/REEL(ASLI PARI)	EACH	6.00	5.00	5.50	7.00	7.00	10.00	5.00
WASHING CHARGES PAINT & SHIRT	SUIT	150.00	150.00	65.00	100.00	115.00	105.00	70.00
DRY CLEANING SUIT COAT PANT	SUIT	400.00	400.00	307.50	300.00	283.00	262.50	250.00
WASHING CH. (KAMIZ-SHALWAR)	PAIR	90.00	100.00	65.00	80.00	77.00	80.00	60.00
TAILORING SHIRT	EACH	375.00	325.00	325.00	400.00	370.00	300.00	325.00
TAILORING CHARGES PANT (MEN)	EACH	600.00	625.00	500.00	600.00	470.00	475.00	750.00
TAILORING COAT-PANT SUIT	SUIT	3200.00	3250.00	3750.00	3600.00	3450.00	3450.00	3250.00
TAILORING AWAMI-SUIT (MALE)	SUIT	500.00	475.00	550.00	550.00	575.00	475.00	550.00
TAILORING SUIT FEMALE	SUIT	400.00	500.00	375.00	500.00	335.00	350.00	500.00
GENTS SHOES PAUL BATA	PAIR	1199.00	1199.00	1199.00	1199.00	1199.00	1199.00	1199.00
GENTS SANDAL BATA	PAIR	699.00	699.00	699.00	699.00	699.00	699.00	699.00
GENTS SPOUNG CHAPPAL BATA	PAIR	179.00	179.00	179.00	179.00	179.00	179.00	179.00
LADIES SANDAL BATA	PAIR	499.00	499.00	499.00	499.00	499.00	499.00	499.00
LADIES SPOUNG CHAPPAL BATA	PAIR	179.00	179.00	179.00	179.00	179.00	179.00	179.00
CHILD SHOE POWER LITE BATA	PAIR	599.00	599.00	599.00	599.00	599.00	599.00	599.00
GENTS SHOE, ART 1109 SERVICE	PAIR	999.00	999.00	999.00	999.00	999.00	999.00	999.00
NYLON JOGGER 27 SIZE 2-5 ***	PAIR	1299.00	1299.00	1299.00	1299.00	1299.00	1299.00	1299.00
CHINA FOOT WEAR AV. QLTY (MALE) *	PAIR	650.00	475.00	525.00	900.00	516.67	525.00	450.00
CHINA FOOT WEAR AV. QLTY (FEMALE) *	PAIR	500.00	325.00	325.00	800.00	325.00	325.00	325.00

Contd.

### 7.11 Intercity Consumer Prices October, 2015

Description	Unit	Wazira- bad	Sialkot	Faisal-abad	Jhang	Multan	Muzaffar- garh	D.G. Khan
CHINA FOOT WEAR AV. QLTY (CHILDREN) *	PAIR	400.00	325.00	250.00	500.00	275.00	225.00	275.00
SHOE REPAIR HALF SOLE	PAIR	120.00	60.00	130.00	125.00	126.67	72.50	75.00
SHOES POLISH CHARGES AVERAGE SHOP	PAIR	15.00	10.00	17.50	30.00	17.50	17.50	20.00
HOUSE RENT (combined)	MONTH	3119.00	5906.00	5619.00	4360.00	6497.00	4595.00	4031.00
rent 2	pm	3119.00	5906.00	5619.00	4360.00	6497.00	4595.00	4031.00
RENT3	PM	3119.00	5906.00	5619.00	4360.00	6497.00	4595.00	4031.00
RENT4	PM	3119.00	5906.00	5619.00	4360.00	6497.00	4595.00	4031.00
RENT5	PM	3119.00	5906.00	5619.00	4360.00	6497.00	4595.00	4031.00
RENT6	PM	3119.00	5906.00	5619.00	4360.00	6497.00	4595.00	4031.00
SYNTHETIC ENEMAL ROBIALAC BALTI 3.64 LTR.	EACH	1700.00	2093.00	1840.00	1900.00	2192.00	2191.00	1686.00
SYNTHETIC ENEMAL ICI BALTI 3.64 LTR.	EACH	2138.00	2080.00	1860.00	1900.00	2185.00	2185.00	1783.00
CEMENT (LOCAL) SPECIFY BRAND NAME	BAG	500.00	510.00	504.00	520.00	500.00	500.00	500.00
BRICKS (NEW) IST CLASS	P/1000	7600.00	8800.00	6800.00	6600.00	6750.00	6000.00	5500.00
CEMENT BLOCKS (6"x8"x12")	P/100	0.00	0.00	0.00	0.00	0.00	0.00	0.00
BAJREE	100CFT	5000.00	5900.00	5250.00	4100.00	4583.33	3500.00	2600.00
SAND (BLACK PIT SAND)	K100CFT	1950.00	3100.00	3250.00	2500.00	2000.00	1600.00	1800.00
TIMBER SHESHAM LOG IST QUALITY	cubmt.	52111.00	39500.00	63558.00	49700.00	77680.00	63558.00	52900.00
IRON BAR (M.S. BAR) 1/2"	P/TON	66000.00	65500.00	67000.00	66500.00	66125.00	65500.00	65000.00
CARPANTER WAGE RATE	P/DAY	750.00	825.00	600.00	800.00	800.00	725.00	950.00
MASON (RAJ) WAGE RATE	P/DAY	850.00	1050.00	900.00	800.00	800.00	700.00	950.00
UNSKILLED LABOUR WAGE RATE	P/DAY	500.00	650.00	500.00	400.00	475.00	400.00	500.00
PLUMBER WAGE RSTE	P/DAY	750.00	0.00	625.00	800.00	800.00	700.00	950.00
ELECTICIAN WAGE RATE PER DAY **	P/DAY	700.00	0.00	0.00	800.00	0.00	0.00	0.00
ELECTICIAN WAGE RATE PER POINT **	P/PNT	150.00	137.50	115.00	85.00	95.00	80.00	70.00
WATER CHARGES PER HOUSE	P/MONTH	70.00	100.00	128.75	60.00	100.00	0.00	75.00
ELECT.CHARGES UPTO 50 UNITS	P/UNIT	2.00	2.00	2.00	2.00	2.00	2.00	2.00
ELECT.CHARGES 01 - 100 UNIT	P/UNIT	6.18	6.18	6.18	6.18	6.18	6.18	6.18
ELECT.CHARGES 101 - 300 UNIT	P/UNIT	9.54	9.54	9.54	9.54	9.54	9.54	9.54
ELECT.CHARGES 301 - 1000 UNIT	P/UNIT	16.39	16.39	16.39	16.39	16.39	16.39	16.39
ELECT.CHARGES ABOVE 1000 UNIT	P/UNIT	18.39	18.39	18.39	18.39	18.39	18.39	18.39
ELEC	PM	10.50	10.50	10.50	10.50	10.50	10.50	10.50
GAS CHRg upto 3.3719 MMBUT	MMBTU	128.70	128.70	128.70	128.70	128.70	128.70	128.70
GAS CHRg 3.3719 - 6.7438 MMBUT	MMBTU	257.40	257.40	257.40	257.40	257.40	257.40	257.40
GAS CHRg 6.7438 - 10.1157 MMBUT	MMBTU	257.40	257.40	257.40	257.40	257.40	257.40	257.40
GAS CHRg10.1157 - 13.4876 MMBUT	MMBTU	702.00	702.00	702.00	702.00	702.00	702.00	702.00
GAS	PM	702.00	702.00	702.00	702.00	702.00	702.00	702.00
GAS	PM	409.50	409.50	409.50	409.50	409.50	409.50	409.50
KEROSENE OIL	LTR	78.00	89.00	75.00	85.00	79.00	81.00	90.00
FIREWOOD WHOLE	40 KG.	600.00	675.00	600.00	500.00	555.00	525.00	500.00
CHAIR SHESHAM WOOD WITH ARMS **	EACH	2200.00	1950.00	1450.00	2000.00	1770.00	1550.00	1500.00
CHAIR PLASTIC (CHAIRMAN) AVERAGE QUALITY	EACH	500.00	600.00	725.00	725.00	675.00	650.00	575.00
TABLE SHESHAM WOOD (4X2X5") ***	EACH	10250.00	6500.00	4750.00	3700.00	4800.00	4500.00	3000.00
SOFASET WOODEN WITH FOAM SEAT **	SET	20000.00	13500.00	17500.00	18000.00	13875.00	12250.00	16000.00
COT IRON (WITH NIWAR)AV.QLTY.	EACH	1700.00	2000.00	2250.00	2200.00	1850.00	1750.00	1700.00
ALMIRAH (STEEL) 6'X3' 20 GUAGE	EACH	9000.00	8650.00	9750.00	8000.00	7000.00	7000.00	9000.00
DINNING TABLE 6 CHAIRS A.QLTY	SET	24000.00	13100.00	17500.00	27000.00	19250.00	17500.00	21000.00
SINGLE BED WITHOUT FOAM MED.	EACH	9000.00	5500.00	4750.00	8000.00	6125.00	4900.00	4750.00
MATRESS SINGLE(4"THICK)	EACH	5200.00	3900.00	4970.00	5240.00	5200.00	5200.00	5500.00
FARSHI DARI 12'X9' AV.QLTY	EACH	925.00	975.00	1125.00	2500.00	1200.00	1300.00	1000.00
DARI COTTON (6'x2 1/2') AV.QL	EACH	450.00	400.00	512.50	550.00	450.00	600.00	400.00
CARPET PLAIN AV. QLTY	SQFT.	41.00	35.00	57.50	35.00	31.83	30.00	25.00
QUILT (LIHAF) 3 KG. COTTON	EACH	1050.00	775.00	1000.00	1200.00	956.25	725.00	500.00
BLANKET (90" x 54")	EACH	2500.00	3500.00	4750.00	4200.00	3750.00	3750.00	2500.00
BEDSHEET SINGLE BED SUP.QLTY	EACH	375.00	425.00	825.00	700.00	633.33	525.00	650.00
BED SHEET DOUBLE WITH TWO PILLOW COVERS SUP QLTY	SET	800.00	1100.00	1625.00	1200.00	1258.33	1150.00	1100.00
TOWEL(3'x2') AV. QALTY	EACH	175.00	125.00	180.00	250.00	242.00	235.00	200.00
CELING FAN 48" SUPER QLTY **	EACH	2400.00	2400.00	2895.00	2850.00	3495.00	3095.00	3095.00
PEDESTAL FAN 22" SUPER QLTY	EACH	3500.00	3300.00	4500.00	4500.00	5550.00	4750.00	4600.00
REFG. DAWLENCE 10 CFT. D.DOOR	EACH	31000.00	36200.00	29400.00	29900.00	30300.00	30300.00	31500.00
D-FREEZER WAVES 8 CFT.	EACH	31000.00	29400.00	28500.00	32000.00	30400.00	30400.00	31000.00
AIRCONDITIONER 1.5 TON PEL	EACH	40000.00	44000.00	41000.00	41500.00	40000.00	40000.00	42000.00
SPLIT AIR CONDITIONER 1.5 TON (SPECIFY BRAND NAME)	EACH	46000.00	41000.00	44000.00	49980.00	49400.00	49400.00	49500.00
AIRCooler SUPER ASIA	EACH	12500.00	10000.00	12000.00	13500.00	13000.00	13000.00	14500.00

Contd.

### 7.11 Intercity Consumer Prices October, 2015

Description	Unit	Wazira- bad	Sialkot	Faisal-abad	Jhang	Multan	Muzaffar- garh	D.G. Khan
WASHING MACHINE SINGER	EACH	15600.00	15600.00	16600.00	15880.00	15600.00	15600.00	15650.00
SEWING MACHINE(SINGER)	EACH	5860.00	6095.00	6190.00	6495.00	6895.00	6895.00	6695.00
GIZER LARGE SIZE 30 GALLON CAPACITY SUP QLTY	EACH	19400.00	13750.00	19500.00	22900.00	22900.00	22900.00	21400.00
GAS BURNER DOUBLE SPFY.BRAND	EACH	1350.00	1350.00	1550.00	2000.00	1475.00	1550.00	1300.00
ELECT. IRON PHILIPS MDL.1120	EACH	2200.00	1450.00	1780.00	1500.00	2200.00	1600.00	2100.00
ELECTRIC JUICER FOR APPLE	EACH	4500.00	6000.00	5750.00	7875.00	8400.00	8200.00	4000.00
S.STEEL DEGHCHI MEDIUM SIZE ***	EACH	650.00	430.00	575.00	400.00	767.50	400.00	350.00
ALUMINIUM COOKING PAN (DEGCHI) MED SIZE	EACH	480.00	460.00	475.00	550.00	296.25	285.00	350.00
NON STICK COOKING PAN (DEGCHI) SUP. QLTY	EACH	1500.00	675.00	1100.00	870.00	765.71	650.00	800.00
FRYING PAN STEEL AVG. QLTY MED. SIZE	EACH	500.00	310.00	325.00	400.00	295.00	195.00	375.00
TAWA IORN (MEDIUM SIZE) AVG. QLTY	EACH	275.00	275.00	225.00	300.00	210.00	210.00	200.00
S.STEEL PLATE A.QLTY.(M.SIZE)	EACH	82.50	67.50	57.50	80.00	75.00	55.00	60.00
TABLE SPOON S.STEEL SUP.QLTY.	DOZEN	350.00	305.00	375.00	500.00	275.83	245.00	350.00
WATER SET JUG+6 GLASSES (OMROC)	SET	350.00	737.50	725.00	550.00	450.00	475.00	400.00
TEA SET PAK. CHINAWARE 21 PCS.	SET	1600.00	1025.00	1500.00	2000.00	1637.50	1875.00	2000.00
DINNER SET PLASTIC 72 PIECES SUPERIOR QLTY	SET	5500.00	2750.00	8250.00	4700.00	4675.00	4750.00	6000.00
HOTPOT SET PLASTIC 3 PCS.	SET	825.00	825.00	1212.50	1400.00	1275.00	1050.00	1600.00
BUCKET(BALTI) PLASTIC MED.SIZ	EACH	250.00	205.00	325.00	325.00	290.00	255.00	350.00
LOTA PLASTIC (MED SIZE) AVERAGE QUALITY	EACH	40.00	40.00	40.00	60.00	49.17	55.00	60.00
PRESURE COOKER 4 LTR.	EACH	1750.00	912.50	1325.00	1700.00	1650.00	1650.00	1450.00
WATER COOLER 9/10 LTR.PLASTIC ***	EACH	612.50	450.00	675.00	950.00	553.00	575.00	600.00
THERMOS STARVAC 1 LTR	EACH	500.00	600.00	431.25	450.00	450.00	450.00	500.00
BULB PHILIPS 100-WATTS	EACH	30.00	25.00	25.00	30.00	30.00	30.00	30.00
TUBE LIGHT PHILIPS 40 WATTS	EACH	100.00	95.00	97.50	95.00	100.00	100.00	95.00
ELECTRIC BLUBS "0" WATTE LOCAL	EACH	18.00	20.00	20.00	20.00	20.00	20.00	20.00
ELECTRIC BLUB ENERGY SAVER 14 WATTS	EACH	160.00	155.00	162.50	140.00	165.00	165.00	165.00
WASHING SOAP 250 GMS SPECIFY BRAND NAME	EACH	38.00	20.00	25.00	20.00	22.00	20.00	25.00
SURF EXCEL 400 GMS POLY BAG	EACH	125.00	125.00	125.00	125.00	125.00	125.00	125.00
WASHING POWDER 1000 GRM	EACH	185.00	185.00	185.00	185.00	185.00	185.00	185.00
WASHING POWDER (WHEEL/ BONUS) 100 GRAMS	EACH	90.00	95.00	95.00	90.00	95.00	95.00	95.00
CLEANSER POWDER VIM 1000 GM	PKT.	77.78	70.00	72.22	72.22	77.78	77.78	72.22
FINIS 500 ML	BOTTLE	193.75	193.75	195.00	185.00	200.00	200.00	195.00
PHNYLE TYPHONE/FINIS/CARRANITE 3 LITRES	BOTTLE	130.00	120.00	145.00	169.09	165.00	165.00	170.00
HARPIC	BOTTLE	145.00	145.00	145.00	145.00	145.00	145.00	145.00
BOOT POLISH CHERRY/KIWI 50ML	EACH	111.11	100.00	100.00	100.00	119.05	119.05	100.00
ROBIN BLUE (35 GRAMS)	PKT.	50.00	50.00	50.00	50.00	50.00	50.00	50.00
TISSU PAPER PERFUMED 100 PCS.	PKT	105.00	100.00	95.00	95.00	105.00	105.00	105.00
TOILET PAPER ROLL (R.PETEL)	P/ROLL	38.00	40.00	38.00	38.00	40.00	40.00	40.00
BOOT POLISH LIQUID CHEERY BLOSSOM KIWI 75 ML	BOTTLE	150.00	125.00	150.00	150.00	150.00	150.00	150.00
MATCH BOX SMALL	EACH	1.00	2.00	2.50	2.00	2.00	2.00	2.00
DRY CELL 1.5 VOLT(LOCAL)	EACH	19.00	15.00	25.00	25.00	25.00	25.00	25.00
HAND STITCHING NEEDLE M.SIZE	PACKET	5.00	10.00	9.00	10.00	10.00	10.00	7.00
SEWING MACHINE NEEDLE (SINGER)	EACH	6.00	8.00	7.00	6.00	8.60	8.60	5.00
HOUSEHOLD SERVANT FEMALE P/T	P/MNTH	1500.00	1050.00	2250.00	3000.00	1500.00	1200.00	1350.00
MARRIAGE HALL WITH FURNITURE	P/HEAD	105.00	77.50	130.00	150.00	84.17	72.50	110.00
SEPTRAN TABLETS	10TAB.	16.00	16.00	15.00	16.00	16.00	16.00	16.10
BRUFEN TABS 200-MG.	10TAB.	10.00	10.00	10.00	10.00	10.00	10.00	10.00
PANADOL TAB. EXTRA/PLAIN	10TAB.	10.00	10.00	10.00	10.00	10.00	10.00	10.00
DISPRIN TAB.	10TAB.	10.00	10.00	10.00	10.00	10.00	10.00	10.00
TRISIL TAB.	10 TAB	10.00	10.00	10.00	10.00	10.00	10.00	10.00
FLAGYL TAB. 200 MG.	10TAB.	10.00	10.00	10.00	10.00	10.00	10.00	10.00
VENTOLIN TAB. 2MG.	10TAB.	9.00	9.00	9.00	9.00	9.00	9.00	9.00
DAONIL TAB. 5 MG.	10TAB.	17.00	17.00	17.00	17.00	17.00	17.00	17.00
ENTOX TAB.	10TAB.	10.00	10.00	10.00	10.00	10.00	10.00	10.00
RENITEC TAB. 5 MG.	10TAB.	59.00	59.00	59.00	59.00	59.00	59.00	59.00
CAC. 1000 TAB	BOTTLE	122.00	122.00	122.00	122.00	122.00	122.00	122.00
AMOXIL CAPSOLE 250 MG.S	10CAP.	36.00	36.00	36.00	36.00	36.00	36.00	36.00
CALCIUM SYRUP SANDOZ	BOTTLE	64.00	64.00	64.00	64.00	64.00	64.00	64.00
LEDERPLEX SYRUP	BOTTLE	35.00	35.00	35.00	35.00	35.00	35.00	35.00
SANCOS SYRUP (50 ML.)	BOTTLE	30.00	30.00	30.00	30.00	30.00	30.00	30.00
PHENERGAN SYRUP 120 ML.	BOTTLE	33.00	33.00	33.00	33.00	33.00	33.00	33.00
CALPOL SYRUP 60 ML.	BOTTLE	28.00	28.00	28.00	28.00	28.00	28.00	28.00
HYDRYLLIN SYRUP 120 ML.	BOTTLE	65.00	65.00	65.00	65.00	65.00	65.00	65.00

Contd.



### 7.11 Intercity Consumer Prices October, 2015

Description	Unit	Wazira- bad	Sialkot	Faisal-abad	Jhang	Multan	Muzaffar- garh	D.G. Khan
POLYFAX EYE OINTMENT	TUBE	21.00	21.00	21.00	21.00	21.00	21.00	21.00
BETNESOL EYE DROPS	BOTTLE	33.89	33.89	33.89	33.89	33.89	33.89	33.89
EAR DROPS (CARDISPORINE) ***	BOTTLE	21.00	21.00	21.00	21.00	21.00	21.00	21.00
BETNOVATE-N OINTMENT 5 GMS	TUBE	16.00	16.00	16.00	16.00	16.00	16.00	16.00
BURNOL CREAM 30 GRM	TUBE	16.00	16.00	16.00	16.00	16.00	16.00	16.00
VICKS VAPORUB/BALM	BOTTLE	36.00	36.00	36.00	36.00	36.00	36.00	36.00
GLYCRINE SMALL BOTTLE	BOTTLE	17.00	17.50	20.00	30.00	20.00	20.00	20.00
JOUHAR JOSHANDA	PKT.	8.00	8.00	8.00	8.00	8.00	8.00	8.00
GALXOS-D (450 GRMS)	PKT.	157.50	157.50	168.75	168.75	168.75	168.75	168.75
GRIPE-WATER WOODWARDS	BOTTLE	55.00	55.00	55.00	55.00	55.00	55.00	55.00
SANIPLAST ONE PUTTY	EACH	2.00	1.40	2.00	2.00	1.40	1.40	1.40
O.R.S. (NIMCOL)	PKT.	17.00	15.00	17.00	15.00	17.00	17.00	17.00
DETTOL (MEDIUM)	BOTTLE	46.80	46.80	46.80	46.80	46.80	46.80	46.80
COTTON BANDAGE 2" - 4"	EACH	7.00	5.00	7.50	8.25	7.00	10.00	7.00
THERMOMETER CHINA	EACH	30.00	40.00	42.50	35.00	42.50	57.50	40.00
DOCTOR (MBBS) CLINIC FEE	P/PAT.	100.00	100.00	90.00	300.00	100.00	100.00	100.00
URINE TEST (DR) CHARGES	P/TEST	100.00	150.00	55.00	60.00	75.00	55.00	100.00
BLOOD TEST (CP) CHARGES	P/TEST	300.00	350.00	225.00	200.00	290.00	225.00	350.00
SUGAR TEST (RANDOM/FASTING BOTH) CHARGES	P/TEST	200.00	200.00	180.00	120.00	122.50	100.00	140.00
ECG CHARGES	P/TEST	200.00	150.00	200.00	200.00	300.00	125.00	275.00
X-RAY (CHEST) CHARGES	PIX-RAY	300.00	200.00	350.00	400.00	250.00	200.00	350.00
CAR SUZUKI 800 CC (W/O. A/C)	EACH	0.00	625000.00	652800.00	640000.00	655400.00	0.00	651800.00
CAR SUZUKI 1000 CC	EACH	0.00	1078300.00	1092800.00	1059000.00	1082800.00	0.00	1077300.00
CAR TOYOTA 1300 CC	EACH	0.00	1561500.00	1520500.00	1770500.00	1645500.00	0.00	1686000.00
CAR HONDA CIVIC	EACH	0.00	2027500.00	0.00	1700000.00	2072000.00	0.00	0.00
MOTORCYCLE HONDA CD-70.	EACH	63500.00	63500.00	63500.00	63500.00	66242.86	63500.00	63500.00
MOTORCYCLE YAMAHA 100CC.	EACH	79300.00	79300.00	79300.00	79300.00	80000.00	80000.00	79300.00
MOTOR CYCLE HERO 70 CC	EACH	42500.00	45000.00	47500.00	44500.00	47500.00	0.00	45000.00
BICYCLE WITH TYRES & TUBES	EACH	7000.00	7300.00	7600.00	8200.00	7500.00	7500.00	7750.00
TYRE CAR WITH TUBE GENERAL	EACH	3000.00	3000.00	3650.00	4300.00	2800.00	2900.00	2800.00
TYRE MOTOR CYCLE WITHOUT TUBE	EACH	1200.00	1120.00	1250.00	960.00	970.00	990.00	850.00
TYRE CYCLE SPECIFY BRAND NAME	EACH	330.00	375.00	425.00	360.00	325.00	325.00	320.00
TYRE CAR W/O TUBE	EACH	2700.00	3000.00	3600.00	4000.00	2800.00	0.00	2800.00
PETROL SUPER	LITRE	73.76	73.76	73.76	73.76	73.76	73.76	73.76
HIGH SPEED DIESEL HSD	LITRE	82.04	82.04	82.04	82.04	82.04	82.04	82.04
CNG	K.G.	67.50	67.50	67.50	0.00	67.50	67.50	0.00
GAS CYLINDER STAND. SIZE	EACH	990.00	1100.00	1000.00	1000.00	1100.00	1100.00	1000.00
MOTOR CYCLE SERVICE CHARGES	EACH	280.00	175.00	225.00	270.00	235.00	240.00	250.00
CAR SERVICE CHARGES	EACH	250.00	400.00	300.00	300.00	275.00	225.00	225.00
TYRE PUNCTURE CHARGES	EACH	50.00	100.00	70.00	50.00	70.00	65.00	40.00
CYCLE OVERHAULING CHARGES	EACH	200.00	350.00	275.00	400.00	281.00	290.00	275.00
CAR TAX FOR 800CC TO 1300CC	YEARLY	2650.00	2650.00	2650.00	2650.00	2650.00	2650.00	2650.00
TRAIN FARE ECO. 1-100 KM.	P/KM.	0.68	0.68	0.68	0.68	0.68	0.68	0.68
TRAIN FARE ECO. 101-500 KM.	P/KM.	0.98	0.98	0.98	0.98	0.98	0.98	0.98
TRAIN FARE ECO. > 500 KM.	P/KM.	0.89	0.89	0.89	0.89	0.89	0.89	0.89
TRAIN FARE IST SLP. 1-100KM	P/KM.	2.10	2.10	2.10	2.10	2.10	2.10	2.10
TRAIN FARE IST SLP.101-500 KM	P/KM.	2.59	2.59	2.59	2.59	2.59	2.59	2.59
TRAIN FARE IST SLP. > 500 KM	P/KM.	1.99	1.99	1.99	1.99	1.99	1.99	1.99
TRAIN FARE A/C SLP. 1-100KM.	P/KM.	5.76	5.76	5.76	5.76	5.76	5.76	5.76
TRAIN FARE A/C SLP.101-500KM	P/KM.	4.59	4.59	4.59	4.59	4.59	4.59	4.59
TRAIN FARE A/C SLP > 500KM.	P/KM.	4.16	4.16	4.16	4.16	4.16	4.16	4.16
PLATEFORM TICKET	EACH	10.00	10.00	10.00	10.00	10.00	10.00	10.00
AUTO RICKSHAW FARES	KM/MIN	50.00	60.00	65.00	50.00	30.00	30.00	70.00
FULL TONGA CHARGES	KM/MIN	60.00	60.00	75.00	80.00	49.38	50.00	56.00
TAXI 4 SEATER FARE	KM/MIN	100.00	100.00	60.00	100.00	100.00	100.00	50.00
BUS FARE MIN (WITHIN CITY)	TICKET	10.00	0.00	15.00	0.00	11.00	0.00	0.00
BUS FARE MAX (WITHIN CIT	TICKET	15.00	0.00	30.00	0.00	23.00	0.00	0.00
BUS FARE OUTSIDE CITY	P/KM.	0.93	0.93	0.93	0.93	0.93	0.93	0.93
A/C BUS FARE OUTSIDE CITY	P/KM.	1.45	1.11	1.74	1.56	1.40	1.40	1.40
MINIBUS FARE MIN.WITH IN CITY	TICKET	10.00	0.00	0.00	0.00	11.00	0.00	0.00
MINIBUS FARE MAX.WITH IN CITY	TICKET	10.00	0.00	0.00	0.00	24.00	0.00	0.00
SUZUKI FARE MIN.WITH IN CITY	TICKET	0.00	15.00	15.00	15.00	11.00	0.00	8.00
SUZUKI FARE MAXIMUM W.IN CITY	TICKET	0.00	20.00	27.50	20.00	23.00	0.00	8.00

Contd.

## 7.11 Intercity Consumer Prices October, 2015

Description	Unit	Wazira- bad	Sialkot	Faisal-abad	Jhang	Multan	Muzaffar- garh	D.G. Khan
AIR FARE ECONOMY CLASS.	P/KM.	0.00	0.00	19.26	0.00	19.26	0.00	0.00
POSTAL ENVELOPE DOMESTIC	EACH	8.00	8.00	8.00	8.00	8.00	8.00	8.00
ENVELOPE FOR SAUDI ARABIA	EACH	50.00	50.00	50.00	50.00	50.00	50.00	50.00
POSTAL REGISTRATION CHARGES	EACH	28.00	28.00	28.00	28.00	28.00	28.00	28.00
U.M.S. REG CHARGES MIN.	EACH	59.00	59.00	58.00	58.00	59.00	59.00	59.00
T.C.S. CH. MIN.WITH IN ZONE	EACH	110.00	110.00	150.00	150.00	150.00	150.00	150.00
TELEPHONE CHARGES LOCAL CALL	P/CALL	3.94	3.94	3.94	3.94	3.94	3.94	3.94
TEL CHARGES OUT SIDE CITY	P/CALL	3.94	3.94	3.94	3.94	3.94	3.94	3.94
INTERNET CHARGES	P/HOUR	20.00	25.00	22.50	50.00	20.00	22.50	20.00
MOBILE CELL CHARGES	P/UNIT	3.00	3.06	3.00	3.00	3.00	4.00	3.00
FAX CHARGES (LOCAL)	P/PAGE	30.00	10.00	12.50	30.00	10.00	15.00	15.00
TELEPHONE SET AV. QLTY	EACH	475.00	300.00	475.00	900.00	775.00	475.00	900.00
MOBILE SET NOKIA/SONY/ERICSON/SAMSUNG WITHOUT CAMERA	EACH	4250.00	2600.00	2200.00	2975.00	3250.00	3250.00	2600.00
T.V. 20" COLORED WEGA H-A21.	EACH	18500.00	20000.00	24500.00	16500.00	23500.00	23500.00	23500.00
T.V 20" COLOR CHINA/KORIA)	EACH	7000.00	13500.00	16350.00	11900.00	14500.00	15000.00	14900.00
V.C.P. PANASONIC/LG/NAT	EACH	0.00	5450.00	5750.00	0.00	5000.00	0.00	5000.00
DVD/VCD PLAYER PANASONIC/LG	EACH	4100.00	4500.00	4000.00	4000.00	4500.00	4200.00	4000.00
RADIO WITH C.PLAYER NATIONAL	EACH	2500.00	2250.00	2175.00	1650.00	3333.33	0.00	3000.00
PERSONNEL COMPUTER (BRANDED)	EACH	37500.00	35000.00	38820.00	45000.00	48200.00	48200.00	35000.00
VID. CASSETTE BLK. TDK/SONY	EACH	0.00	100.00	150.00	0.00	180.00	170.00	150.00
COM. C.D. (TDK/IMATION)	EACH	35.00	42.50	67.50	40.00	60.00	60.00	60.00
TAPE RECORDER CASSETTE BLANK	EACH	35.00	30.00	65.00	60.00	50.00	42.50	40.00
VIDEO GAME SEGA 16 BYTE	EACH	0.00	1250.00	1500.00	1150.00	1300.00	0.00	1600.00
CINEMA A/C. HIGH CLASS	TICKET	0.00	40.00	150.00	0.00	150.00	0.00	0.00
CINEMA NON-A/C HIGH CLASS	TICKET	0.00	40.00	100.00	50.00	80.00	40.00	35.00
CABLE CHARGES	PER MONT	300.00	250.00	300.00	300.00	300.00	275.00	350.00
TV.LICENCE FEE DOMESTIC	YEARLY	420.00	420.00	420.00	420.00	420.00	420.00	420.00
ENGLISH BOOK CLASS V1	EACH	78.00	78.00	78.00	78.00	78.00	78.00	78.00
ENGLISH BOOK CLASS IX OR X	EACH	130.00	130.00	130.00	130.00	130.00	130.00	130.00
ENG. BOOK IST.YR COMPLETE SET	EACH	84.00	84.00	84.00	84.00	84.00	84.00	84.00
ENGLISH BOOK BA/B.SC	EACH	178.00	178.00	178.00	178.00	178.00	178.00	178.00
URDU BOOK CLASS V (T.B.BORD)	EACH	71.00	71.00	71.00	71.00	71.00	71.00	71.00
URDU BOOK CLASS IX/X(T.B.B)	EACH	137.00	137.00	137.00	137.00	137.00	137.00	137.00
URDU BOOK IST.YEAR/INTER	EACH	53.00	53.00	53.00	53.00	53.00	53.00	53.00
URDU BOOK BA/B.SC	EACH	140.00	140.00	140.00	140.00	140.00	140.00	140.00
MATHS BOOK CALSS V (T.B.B)	EACH	84.00	84.00	84.00	84.00	84.00	84.00	84.00
MATHS BOOK CLASS IX OR X	EACH	270.00	270.00	270.00	270.00	270.00	270.00	270.00
MATHS BOOK IST.YEAR (T.B.B)	EACH	156.00	156.00	156.00	156.00	156.00	156.00	156.00
PAKISTAN STUDIES BOOK BA/B.SC	EACH	125.00	125.00	125.00	125.00	125.00	125.00	125.00
DAILY "DAWN"	P/COPY	19.00	19.00	19.00	19.00	19.00	19.00	19.00
DAILY "JANG"	P/COPY	12.00	12.00	12.00	12.00	12.00	12.00	12.00
DAILY "NAWA-E-WAQT"	P/COPY	12.00	12.00	12.00	12.00	12.00	12.00	12.00
WEEKLY "AKHBAR-E-JAHAN"	P/COPY	55.00	55.00	55.00	55.00	55.00	55.00	55.00
WEEKLY "MAG"	P/COPY	45.00	45.00	45.00	45.00	45.00	45.00	45.00
MONTHLY "NAUNEHAL DIGEST"	P/COPY	35.00	35.00	35.00	35.00	35.00	35.00	35.00
PAPER FOOLSCAPE (27"x17")	QUIRE	30.00	30.00	45.00	55.00	37.50	32.50	27.50
EXERCISE.BOOK LINED 80/100 PGS	EACH	40.00	80.00	57.50	60.00	32.50	27.50	27.50
PENCILGOLDFISH/DEER	EACH	7.00	7.00	6.00	6.00	6.50	6.00	6.00
PEN INK DOLLOR 57 ML BOTTLE	EACH	20.00	25.00	20.00	20.00	20.00	20.00	20.00
PHOTOSTATE PAPER 70 GM	PRT	360.00	275.00	345.00	330.00	267.50	330.00	360.00
BALL PEN (local)	EACH	5.00	5.00	5.00	6.00	5.83	6.00	6.00
FOUNTAIN PEN HERO/WINGS/CHINA	EACH	40.00	40.00	50.00	50.00	45.00	50.00	35.00
PRIVATE SCHOOL FEE ENGLISH MEDIUM AVERAGE STANDARD (CLASS I)	P/MONTH	1100.00	900.00	1800.00	1400.00	2016.67	766.67	1300.00
PRIVATE SCHOOL FEE ENGLISH MEDIUM AVERAGE STANDARD (CLASS V)	P/MONTH	1300.00	1000.00	2000.00	1400.00	2250.00	833.33	1350.00
PRIVATE SCHOOL FEE ENGLISH MEDIUM AVERAGE STANDARD (CLASS VI)	P/MONTH	1500.00	1000.00	2000.00	1550.00	2416.67	966.67	1400.00
PRIVATE SCHOOL FEE ENGLISH MEDIUM AVERAGE STANDARD (CLASS X)	P/MONTH	1700.00	1200.00	2200.00	1650.00	2683.33	1400.00	2250.00
PRIVATE MEDICLE COLLEGE FEE MBBS (IST YEAR)	P/MONTH	0.00	0.00	25000.00	0.00	48750.00	0.00	0.00
PRIVATE ENGINEERING COLLEGE FEE (ISTR YEAR)	P/MONTH	0.00	0.00	3200.00	0.00	0.00	0.00	0.00
GOVT. COLLEGE FEE IST. YEAR	MONTH	50.00	50.00	50.00	50.00	50.00	50.00	50.00
GOVT. COLLEGE FEE 4TH. YEAR	MONTH	60.00	60.00	60.00	60.00	60.00	60.00	60.00
GOVT. UNIVERSITY FEE MSC.	MONTH	77.50	0.00	70.00	115.00	217.00	217.00	330.00
GOVT. MED. COLLEGE FEE MBBS	MONTH	873.00	0.00	1250.00	0.00	1250.00	873.00	1250.00
GOVT. ENGG. COLL. FEE I YEAR	MONTH	1558.00	0.00	3200.00	0.00	1666.67	500.00	0.00

Contd.

### 7.11 Intercity Consumer Prices October, 2015

Description	Unit	Wazira- bad	Sialkot	Faisal-abad	Jhang	Multan	Muzaffar- garh	D.G. Khan
COACHING FEE FOR CLASS IX/X	P/MONTH	500.00	550.00	1200.00	1200.00	800.00	500.00	500.00
COACHING CHARGES FOR CLASS 1ST YEAR/INTER (SCIENCE)	P/MONTH	1000.00	1900.00	1700.00	2000.00	1200.00	900.00	1500.00
COACHING CHARGES FOR CLASS 1ST YEAR/INTER (COMMERCE)	P/MONTH	1000.00	2400.00	1375.00	2000.00	1133.33	900.00	1000.00
I.T. TUITION FEES	P/MONTH	3900.00	0.00	1550.00	1000.00	1133.00	0.00	2000.00
MBA TUITION FEES	P/MONTH	2000.00	0.00	15000.00	0.00	6666.67	0.00	2000.00
BREAD TANDOORI ST. SIZE	EACH	6.00	7.00	6.00	6.00	6.00	6.00	5.00
COOKED MUTTON (AV. HOTEL)	PLATE	120.00	125.00	135.00	150.00	105.00	135.00	95.00
COOKED BEEF (AV. HOTEL)	PLATE	60.00	62.50	72.50	90.00	80.00	80.00	65.00
COOKED DAL (AV. HOTEL)	PLATE	35.00	32.50	42.50	70.00	40.00	45.00	35.00
CHICKEN BIRYANI FULL/DOUBLE	PLATE	120.00	130.00	120.00	200.00	131.67	100.00	85.00
TEA PREPARED (ORDINARY)	CUP	20.00	17.50	20.00	15.00	20.00	17.50	20.00
HAIRCUT CHARGES FOR MEN	P/CUT	60.00	60.00	62.50	55.00	58.33	47.50	50.00
BEAUTY PORL HAIR STYL CHARGE	P/STY.	300.00	187.50	212.50	120.00	225.00	190.00	175.00
SHAVING CHARGES	PER SHV	40.00	40.00	32.50	30.00	30.00	27.50	35.00
LIPSTICK S.MISS/MEDORA	EACH	110.00	90.00	110.00	110.00	120.00	140.00	110.00
NAIL POLISH S.MISS/MEDORA	EACH	60.00	52.50	105.00	115.00	100.00	100.00	55.00
PERFUME MED.SIZE MEDORA/BROACH	EACH	120.00	180.00	200.00	200.00	120.00	120.00	180.00
HAIR-OIL AMLA/CHAMBELI	BOTTLE	110.00	100.00	120.00	120.00	120.00	120.00	110.00
TOILET SOAP LUX 95 GRAMS	EACH	34.70	34.70	34.70	34.70	34.70	34.70	34.70
TOILET SOAP LIFEBOUY 140 GRM	EACH	37.00	37.00	37.00	37.00	37.00	37.00	37.00
TOILET SOAP SAFEGUARD BATH SIZE	EACH	50.00	46.00	48.00	48.00	46.00	46.00	46.00
TOOTHPASTE MACKLINES 70 GRM	EACH	50.00	50.00	50.00	50.00	50.00	50.00	50.00
TOOTHPAST MED SIZE CLGATE 70 GMS	EACH	60.67	60.67	60.67	60.67	60.67	60.67	60.67
TOOTHBRUSH SHEILD A/PLAUQUE	EACH	45.00	40.00	60.00	60.00	30.00	25.00	35.00
TOOTHPOWDER DENTONIC 90 GRM	EACH	25.00	25.00	28.00	30.00	28.00	28.00	28.00
HAIR-COLOUR BEGIN (6 GMS)	EACH	100.00	100.00	95.00	100.00	100.00	100.00	100.00
HAIR COLOUR (KALAKOLA)	BOTTLE	140.00	120.00	120.00	130.00	130.00	130.00	130.00
FACECREAM PONDS (MEDIUM)	EACH	110.00	105.00	110.00	110.00	110.00	110.00	110.00
TALC POWDER VICE ROAY,B.CAT	EACH	135.00	120.00	150.00	150.00	145.00	145.00	145.00
BLADE TREET ORDINARY 10'S	PKT.	40.00	32.50	30.00	30.00	30.00	30.00	35.00
BLADE 7-O-CLOCK STAIN. 5'S	PKT.	35.00	30.00	30.00	35.00	35.00	35.00	35.00
SHAMPOO SUNSILK/PAINTIN 100 ML	BOTTLE	110.00	110.00	110.00	110.00	110.00	110.00	110.00
BEAUTY CREAM (FAIR & LOVELY)	EACH	165.00	99.00	67.50	165.00	175.00	175.00	115.00
HAIR REMOVING CREAM (EU-CREAM)	TUBE	65.00	65.00	60.00	60.00	60.00	60.00	60.00
GEL MEDIUM SIZE	BOTTLE	60.00	65.00	95.00	60.00	100.00	100.00	130.00
DISPOSABLE RAZOR GILLET-II	EACH	40.00	40.00	37.50	45.00	40.00	40.00	40.00
SHAVING CREAM TOUCH-ME/ADM.	EACH	65.00	60.00	55.00	60.00	65.00	65.00	65.00
GOLD TEZABI 24 CT	10 GM.	39610.00	39690.00	39870.00	39094.00	39010.00	39010.00	39266.00
SILVER TEZABI 24 CT	10 GM.	582.00	625.00	580.00	590.00	557.00	557.00	614.00
ARTIFICIAL JEWELLARY SET	SET	800.00	200.00	575.00	400.00	656.25	575.00	400.00
WRIST WATCH GENTS CITIZEN (ORIGINAL) ***	EACH	2500.00	2450.00	5250.00	5000.00	2500.00	2600.00	2500.00
WRIST WATCH LADIES CITIZEN (ORIGINAL) ***	EACH	2400.00	2450.00	5250.00	5000.00	2500.00	2500.00	2500.00
WALL CLOCK QUARTZ AV.QLTY	EACH	425.00	310.00	537.50	1000.00	400.00	325.00	450.00
SUITCASE REXIN (24"x16"x6")	EACH	900.00	692.50	1150.00	900.00	775.00	725.00	1200.00
TRUNK MEDIUM SIZE ***	EACH	1500.00	1325.00	1450.00	1000.00	1191.67	1325.00	1500.00
PURSE LADIES (LEATHER) AVERAGE QUALITY	EACH	750.00	450.00	475.00	900.00	1266.67	1300.00	450.00

## 7.11 Intercity Consumer Prices October, 2015

Description	Unit	Vehari	Sargodha	Mianwali	Bahawal-pur	Bahawal-nagar	R.Y. Khan
WHEAT	10 KG.	310.00	330.00	330.00	331.25	322.50	342.00
WHEAT FLOUR FINE/SUPERIOR.	KG.	42.00	40.00	43.00	40.00	40.00	40.00
WHEAT FLOUR AVG. QLTY	KG.	39.00	37.00	38.00	39.50	38.00	39.00
WHEAT FLOUR BAG	10 KG.	382.50	370.00	380.00	395.00	380.00	365.00
MAIDA	KG.	48.75	53.50	52.00	48.00	50.00	50.00
SUJI	KG.	50.00	53.50	55.00	48.00	50.00	50.00
BESAN AV. QLTY.	KG.	115.00	120.00	120.00	120.00	120.00	125.00
RICE BASMATI SUP. QLTY.	KG.	126.25	95.00	120.00	125.00	105.00	100.00
RICE BASMATI 385/386	KG.	82.50	62.50	90.00	95.00	63.75	60.00
RICE BASMATI BROKEN AV.QLTY	KG.	68.75	55.00	60.00	60.00	50.00	60.00
RICE IRRI-6 (SINDH/PUNJAB)	KG.	35.00	50.00	55.00	47.50	40.00	35.00
VERMICELLI	KG.	80.00	70.00	100.00	85.00	80.00	80.00
BREAD PLAIN MEDIUM SIZE	EACH	40.00	40.00	40.00	45.00	40.00	35.00
RUSK (PAPAY)	KG.	200.00	195.00	200.00	220.00	200.00	200.00
BISCUITS-PACKED	PKT	35.00	35.00	35.00	35.00	35.00	35.00
BISCUIT-BAKERY (LOOSE)	250 GM	80.00	80.00	80.00	90.00	70.00	75.00
CORNFLAKS FAUJI 225 GM.	PKT	176.40	170.00	200.00	175.50	171.00	176.40
SAMOSA (VEGATABLE)	EACH	15.00	17.50	20.00	10.00	20.00	15.00
PASTRY AV.QLTY.	EACH	30.00	30.00	30.00	35.00	30.00	30.00
PATTIES (VEGATABLES)	EACH	15.00	30.00	30.00	20.00	25.00	25.00
NIMCO	250 GM	70.00	65.00	80.00	60.00	80.00	85.00
CHIPS	250 GM	62.50	100.00	80.00	70.00	140.00	128.00
BEEF WITH BONE AV.QLTY.	KG	270.00	275.00	280.00	300.00	260.00	250.00
MUTTON AV.QLTY.	KG	500.00	550.00	500.00	600.00	550.00	500.00
CHICKEN FARM BROILER (LIVE)	KG	130.00	90.00	97.00	114.00	86.00	108.00
FISH-RAHU MEDIUM SIZE	KG	290.00	220.00	300.00	290.00	250.00	300.00
MILK FRESH (UNBOILED)	LTR.	67.50	65.00	60.00	60.00	65.00	60.00
CURD	KG.	75.00	80.00	80.00	75.00	80.00	80.00
MILK TETRA PACK 1/2 LTR.	PKT.	60.00	60.00	60.00	60.00	60.00	60.00
LACTOGEN 400 GRAMS	PKT.	435.00	432.50	435.00	435.00	435.00	435.00
POWDER MILK NIDO 400GM.	PKT	375.00	380.00	360.00	360.00	370.00	360.00
MILK POWDER LOOSE/PACKED	KG.	445.00	525.00	450.00	475.00	550.00	500.00
BUTTER LOCAL PACKED	50 GM.	25.00	30.00	40.00	35.00	21.42	25.00
EGGS FARM	DOZ	81.00	80.00	82.00	86.00	80.00	85.00
MUSTARD OIL AV.QLTY.	KG.	150.00	175.00	180.00	160.00	160.00	160.00
COOKING OIL (DALDA)	2.5LTR	460.00	445.00	445.00	445.00	445.00	465.00
COOKING OIL (PAKWAN) OTHER BRAND SPECIFY	2.5 LTR	435.00	340.00	445.00	445.00	429.16	465.00
VEGETABLE GHEE TIN	2.5KG.	440.00	440.00	440.00	440.00	440.00	460.00
VEGETABLE GHEE (LOOSE)	KG.	160.50	128.00	110.00	140.00	135.00	140.00
DATES AV.QLTY.	KG.	197.50	145.00	200.00	190.00	200.00	160.00
PISTACHIO AV.QLTY.	50 GM.	123.75	105.00	90.00	105.00	110.00	120.00
ALMONDS WHOLE AV.QLTY.	KG.	625.00	475.00	450.00	425.00	600.00	650.00
COCONUT DRY AV.QLTY.	KG.	287.50	290.00	260.00	272.50	240.00	260.00
RAISINS AV.QLTY.	50 GM.	23.50	20.00	20.00	23.00	20.00	20.00
GROUNDNUTS (WITH SHELL)	KG.	155.00	180.00	180.00	230.00	160.00	180.00
MALTA/MOSAMBI	DOZ	43.33	60.00	80.00	120.00	105.00	100.00
KINNU	DOZ	0.00	0.00	0.00	0.00	0.00	0.00
APPLE	KG	122.50	55.00	95.00	115.00	90.00	100.00
ALOO BUKHARA	KG	0.00	0.00	0.00	0.00	0.00	0.00
POMEGRANATE (ANNAR)	KG	210.00	135.00	180.00	162.50	145.00	125.00
GRAPES	KG	137.50	110.00	140.00	290.00	120.00	150.00
BANANAS	DOZ	52.50	45.00	60.00	55.00	55.00	50.00
MANGO KALMI	KG	0.00	0.00	0.00	0.00	0.00	0.00
GUAVA	KG	57.50	90.00	50.00	75.00	60.00	50.00
WATERMELON (TURBOOZ)	KG	0.00	0.00	0.00	0.00	0.00	0.00
MUSKMELON (KHARBOOZA)	KG	0.00	0.00	0.00	0.00	0.00	0.00
SWEETMELON (GARMA)	KG	90.00	55.00	50.00	85.00	60.00	50.00
PULSE MASOOR (WHOLE)	KG.	125.00	130.00	170.00	130.00	120.00	120.00
PULSE MASOOR (WASHED)	KG.	135.00	165.00	180.00	140.00	136.25	135.00
PULSE MOONG (WASHED)	KG.	165.00	155.00	140.00	145.00	155.00	150.00
PULSE MASH (WASHED)	KG.	202.50	240.00	220.00	205.00	222.50	230.00
PULSE GRAM	KG.	100.00	110.00	120.00	115.00	120.00	120.00

Contd.

### 7.11 Intercity Consumer Prices October, 2015

Description	Unit	Vehari	Sargodha	Mianwali	Bahawal-pur	Bahawal-nagar	R.Y. Khan
GRAM WHOLE BLACK AV.QLTY.	KG.	105.00	115.00	110.00	105.00	112.50	115.00
GRAM WHOLE YELLOW AV.QLTY	KG.	123.75	120.00	110.00	115.00	120.00	125.00
BEANS (LAL LOBIA)	KG.	178.75	145.00	160.00	150.00	160.00	150.00
POTATOES	KG	46.25	45.00	20.00	25.00	30.00	33.00
ONION	KG	50.00	45.00	50.00	57.50	50.00	50.00
TURNIP	KG	57.50	55.00	0.00	52.50	55.00	30.00
RADISH	KG	25.00	27.50	60.00	32.50	20.00	30.00
TOMATOES	KG	72.50	60.00	70.00	80.00	87.50	70.00
CABBAGE	KG	0.00	0.00	0.00	0.00	0.00	0.00
CAULIFLOWER	KG	55.00	55.00	30.00	62.50	55.00	50.00
BRINJAL	KG	35.00	40.00	30.00	32.50	50.00	30.00
PUMPKIN	KG	0.00	0.00	0.00	0.00	0.00	0.00
BOTTLEGOURD	KG	40.50	45.00	50.00	72.50	60.00	45.00
LADY FINGER	KG	47.50	55.00	40.00	57.50	55.00	60.00
PEAS	KG	0.00	0.00	0.00	0.00	0.00	0.00
SPINACH	KG	16.25	27.50	30.00	27.50	30.00	30.00
TINDA	KG	92.50	120.00	40.00	62.50	120.00	80.00
TURAI	KG	45.00	35.00	40.00	62.50	60.00	80.00
KARAILA	KG	95.00	90.00	70.00	82.50	80.00	100.00
ARVI	KG	58.75	65.00	40.00	72.50	80.00	40.00
CHILLIES GREEN	KG	70.00	110.00	100.00	27.50	90.00	55.00
CARROT	KG	0.00	0.00	0.00	0.00	0.00	0.00
COCUMBER (KHEERA)	KG	40.00	55.00	80.00	57.50	55.00	100.00
LEMON	250GM	35.00	27.50	30.00	32.50	20.00	30.00
SUGAR REFINED	KG.	60.00	60.00	62.00	63.00	61.00	58.00
GUR AV.QLTY	KG.	92.50	85.00	100.00	92.50	90.00	100.00
HONEY LANGANESE 500 GM.	BOTTLE	895.00	875.00	880.00	850.00	850.00	780.00
MILO 200 GM.	BOTTLE	250.00	220.00	240.00	220.00	220.00	190.00
CUSTARD POWDER RAFHAN 300 GM.	PKT	75.00	75.00	75.00	75.00	75.00	75.00
TOFFEE (HILAL)	EACH	2.00	2.00	1.00	1.00	2.00	2.00
CHOWKELATE CANDY (SMALL SIZE)	EACH	5.00	5.00	5.00	5.00	5.00	5.00
SWEETMEAT (MIXED)	KG	305.00	270.00	300.00	335.00	280.00	340.00
ICE CREAM WALLS	CUP.	40.00	40.00	40.00	40.00	40.00	40.00
ICE	KG	5.50	10.00	5.00	7.50	10.00	8.00
JAM AHMED/MITCHELLES	BOTTLE	135.00	135.00	140.00	140.00	140.00	140.00
SQUASH-MITCHELLES	BOTTLE	150.00	150.00	160.00	160.00	150.00	150.00
ROOH AFZA	BOTTLE	150.00	160.00	160.00	150.00	150.00	150.00
JAM-E-SHIREEN	BOTTLE	160.00	165.00	160.00	160.00	160.00	160.00
SAUNF	50 GM	17.50	15.00	20.00	22.00	20.00	15.00
CINAMON LOOSE AV. QLTY	50 GM.	20.00	30.00	20.00	20.00	33.75	25.00
CUMINSEED WHITE NATIONAL	50 GM.	67.50	52.00	52.00	52.00	54.00	54.00
PEPPER BLACK NATIONAL	50 GM.	96.00	96.00	100.00	96.00	96.00	96.00
CLOVES LOOSE AV.QLTY	50 GM.	96.25	120.00	94.00	105.00	97.50	80.00
CARDAMOM LARGE LOOSE AV.QLTY	50 GM.	167.50	190.00	110.00	137.50	197.50	170.00
CARDAMOM SMALL AV.QLTY	50 GM.	115.00	100.00	120.00	115.00	110.00	95.00
SALT-POWDERED (LAHOR) LOOSE	KG.	11.50	10.00	10.00	12.00	10.00	10.00
SALT POWDERED (NATIONAL/SHAN)	PKT	25.00	25.00	25.00	25.00	25.00	25.00
CHILLIES POWD.NATIONAL 200GM	PKT	105.00	105.00	105.00	105.00	105.00	105.00
CHILLIES POWDER LOOS	KG.	245.00	290.00	320.00	210.00	240.00	280.00
CORRIANDER SEED POWD.NATIONAL	PKT	78.00	78.00	104.00	104.00	78.00	78.00
CORRIANDER SEED (LOOSE)	KG.	265.00	290.00	320.00	312.50	290.00	280.00
TURMERIC POWD.NATIONAL 50GM	PKT.	35.00	35.00	35.00	35.00	35.00	35.00
CURRY POWD. NATIONAL 200 GM	PKT.	87.00	87.00	87.00	87.00	87.00	87.00
TOMATO KETCHUP AHMED/MITCHL	BOTTLE	95.00	95.00	80.00	70.00	120.00	120.00
PICKLES AHMED/MITCHELLES	BOTTLE	130.00	110.00	100.00	105.00	120.00	120.00
VINEGAR SYNTHETIC (SIRKA)	BOTTLE	85.00	50.00	70.00	50.00	90.00	85.00
GARLIC	KG	152.50	160.00	180.00	200.00	160.00	160.00
GINGER	KG	190.00	160.00	220.00	195.00	160.00	150.00
TAPAL DANEDAR TEA 200GM PACKET	PKT	166.32	166.32	136.84	168.42	166.32	166.32
TEA LIPTON YELLOW LABEL 200GM.	PKT.	176.84	189.47	176.84	176.85	189.47	180.00
TEA LOOSE KENYA AV.QLTY 250GM.	PKT.	145.00	165.00	150.00	147.50	150.00	130.00
COFFEE-NESCAFE 75 GM. **	BOTTLE	350.00	360.00	320.00	360.00	360.00	360.00

Contd.

### 7.11 Intercity Consumer Prices October, 2015

Description	Unit	Vehari	Sargodha	Mianwali	Bahawal-pur	Bahawal-nagar	R.Y. Khan
COLD DRINK (STANDARD SIZ)	BOTTLE	25.00	25.00	25.00	25.00	25.00	25.00
FRUIT JUICE TETRA PACK	PKT.	20.00	22.50	20.00	15.00	20.00	15.00
MINERAL WATER NESTLE 1.5 LTR	BOTTLE	50.00	50.00	50.00	47.00	50.00	50.00
CIGARETTES K-2 10'S **	PKT	55.00	60.00	47.00	52.00	55.00	55.00
CIGARETTES CAPSTAN 10'S **	PKT	60.00	60.00	60.00	57.00	46.50	60.00
CIGARETTES GOLD LEAF 20'S	PKT	110.00	115.00	115.00	110.00	120.00	115.00
CIGARETTES MORVEN GOLD 20'S	PKT	60.00	60.00	60.00	57.00	60.00	60.00
BETEL LEAVES	50GM.	72.50	75.00	75.00	105.00	60.00	60.00
BETEL NUTS	KG.	340.00	310.00	290.00	355.00	320.00	320.00
LONG CLOTH 57" GUL AHMED/AL-KARAM	METER	172.50	235.00	200.00	180.00	270.00	270.00
SHIRTING AV.QLTY.	METER	157.50	140.00	150.00	115.00	200.00	200.00
PANT CLOTH W & WEAR AV.QLTY	METER	448.75	550.00	400.00	525.00	550.00	500.00
LAWN PRINTED GUL AHMED/AL-KARAM	METER	212.50	360.00	200.00	366.00	360.00	360.00
GEORGETTE AV.QLTY	METER	187.50	162.50	105.00	110.00	240.00	225.00
LINEN AV.QLTY ***	METER	160.00	135.00	140.00	125.00	240.00	260.00
HEAVY WT SUITING LAWERNCPUR AVG QLTY	METER	1200.00	950.00	950.00	1500.00	1500.00	1300.00
HEAVY WT SUITING LAWERNCPUR SUP QLTY	METER	1950.00	1350.00	1200.00	2100.00	2000.00	1600.00
TROPICAL SUITING LAW.PUR	METER	1000.00	1100.00	950.00	1425.00	1400.00	1100.00
PANT BOY 24"/26" LENGTH.	EACH	662.50	450.00	350.00	462.50	550.00	500.00
SHIRT BOY 24"/26" LENGTH	EACH	343.75	300.00	275.00	387.50	490.00	490.00
SCHOOL UNI. PANT,SHIRT BOYS	SUIT	412.50	475.00	600.00	725.00	900.00	925.00
SCHOOL UNI. KAMEEZ,SHAL.BOYS	SUIT	412.50	550.00	600.00	725.00	900.00	700.00
SCHOOL UNI. KAMEEZ,SHAL.GIRL	SUIT	412.50	550.00	650.00	687.50	900.00	800.00
FROCK W/WEAR GIRLS	EACH	787.50	950.00	1000.00	2500.00	1500.00	995.00
AWAMI-SUIT W & W(BOY) 24"/26	SUIT	850.00	750.00	1400.00	775.00	1562.50	1385.00
AWAMI-SUIT W&W (GENTS)AV.QLTY	SUIT	1175.00	1800.00	1400.00	1150.00	1800.00	1585.00
PULLOVER GENTS OXFORD/BON.	EACH	3275.00	3200.00	2300.00	2890.00	2880.00	2980.00
PULLOVER LADIES OXFORD/BON.	EACH	3275.00	2100.00	2300.00	2500.00	2795.00	2795.00
PULLOVER (GENTS) OTHERS A.QTY	EACH	575.00	875.00	800.00	950.00	1400.00	800.00
SECOND-HAND COAT FOR MEN	EACH	200.00	250.00	420.00	1150.00	650.00	425.00
SECONDHAND SWEETER FOR MEN DUP QLTY	EACH	95.00	250.00	150.00	425.00	350.00	175.00
SECONDHAND WINTER JACKET	EACH	212.50	350.00	300.00	650.00	500.00	325.00
UNDERWEAR AV.QLTY MEDIUM SIZE	EACH	87.50	130.00	150.00	110.00	225.00	225.00
VEST FOR MEN AV.QLTY.	EACH	115.00	110.00	170.00	187.50	220.00	230.00
VEST/SHAMEEZ (WOMEN) AVG. QLTY	EACH	95.00	100.00	150.00	175.00	200.00	175.00
SOCKS NYLON (PAKISTANI)	PAIR	77.50	110.00	100.00	115.00	120.00	125.00
BRASSIER AV.QLTY.	EACH	95.00	110.00	200.00	160.00	240.00	245.00
BRASSIER SUP QLTY	EACH	225.00	425.00	600.00	387.50	595.00	650.00
DOPATTA GEORGETTE AV.QLTY.	EACH	362.50	260.00	200.00	337.50	450.00	412.50
DOPATTA COTTON AV QLTY	EACH	215.00	250.00	180.00	337.50	400.00	250.00
CHADDAR (W/WEAR) (2x2.5 MTR)	EACH	375.00	350.00	300.00	425.00	650.00	450.00
LUNGI/DHOT(COTTON) AVG. QLTY	EACH	340.00	275.00	295.00	287.50	400.00	300.00
HANDKERCHIEF AVG. QLTY PAK	EACH	40.00	35.00	50.00	32.50	60.00	35.00
HANDKERCHIEF SUP. QLTY PAK	EACH	60.00	65.00	60.00	95.00	70.00	60.00
GLOVES AV QLTY	PAIR	72.50	100.00	115.00	115.00	150.00	175.00
AZARBAND COTTON AVG. QLTY	EACH	15.00	17.50	15.00	13.50	15.00	15.00
SEWING THREAD/REEL(ASLI PARI)	EACH	12.00	6.50	6.00	5.00	6.00	6.00
WASHING CHARGES PAINT & SHIRT	SUIT	100.00	150.00	150.00	125.00	70.00	70.00
DRY CLEANING SUIT COAT PANT	SUIT	325.00	350.00	392.50	487.50	350.00	400.00
WASHING CH. (KAMIZ-SHALWAR)	PAIR	80.00	90.00	70.00	95.00	60.00	70.00
TAILORING SHIRT	EACH	400.00	375.00	300.00	425.00	300.00	400.00
TAILORING CHARGES PANT (MEN)	EACH	625.00	750.00	500.00	550.00	500.00	450.00
TAILORING COAT-PANT SUIT	SUIT	5125.00	3500.00	3050.00	5250.00	4000.00	4000.00
TAILORING AWAMI-SUIT (MALE)	SUIT	425.00	550.00	500.00	550.00	500.00	650.00
TAILORING SUIT FEMALE	SUIT	406.25	550.00	300.00	500.00	400.00	500.00
GENTS SHOES PAUL BATA	PAIR	1199.00	1199.00	1199.00	1199.00	1199.00	1199.00
GENTS SANDAL BATA	PAIR	699.00	699.00	699.00	699.00	699.00	699.00
GENTS SPOUNG CHAPPAL BATA	PAIR	179.00	179.00	179.00	179.00	179.00	179.00
LADIES SANDAL BATA	PAIR	499.00	499.00	499.00	499.00	499.00	499.00
LADIES SPOUNG CHAPPAL BATA	PAIR	179.00	179.00	179.00	179.00	179.00	179.00
CHILD SHOE POWER LITE BATA	PAIR	599.00	599.00	599.00	599.00	599.00	599.00
GENTS SHOE, ART 1109 SERVICE	PAIR	999.00	999.00	999.00	999.00	999.00	999.00

Contd.

## 7.11 Intercity Consumer Prices October, 2015

Description	Unit	Vehari	Sargodha	Mianwali	Bahawal-pur	Bahawal-nagar	R.Y. Khan
NYLON JOGGER 27 SIZE 2-5 ***	PAIR	1299.00	1299.00	1299.00	1299.00	1299.00	1299.00
CHINA FOOT WEAR AV. QLTY (MALE) *	PAIR	675.00	550.00	400.00	1150.00	500.00	500.00
CHINA FOOT WEAR AV. QLTY (FEMALE) *	PAIR	375.00	550.00	400.00	1150.00	400.00	400.00
CHINA FOOT WEAR AV. QLTY (CHILDREN) *	PAIR	300.00	400.00	400.00	875.00	400.00	400.00
SHOE REPAIR HALF SOLE	PAIR	55.00	150.00	80.00	110.00	100.00	100.00
SHOES POLISH CHARGES AVERAGE SHOP	PAIR	20.00	20.00	15.00	20.00	20.00	25.00
HOUSE RENT (combined)	MONTH	4780.00	6423.00	3825.00	7384.00	4387.00	4143.00
rent 2	pm	4780.00	6423.00	3825.00	7384.00	4387.00	4143.00
RENT3	PM	4780.00	6423.00	3825.00	7384.00	4387.00	4143.00
RENT4	PM	4780.00	6423.00	3825.00	7384.00	4387.00	4143.00
RENT5	PM	4780.00	6423.00	3825.00	7384.00	4387.00	4143.00
RENT6	PM	4780.00	6423.00	3825.00	7384.00	4387.00	4143.00
SYNTHETIC ENEMAL ROBIALAC BALTI 3.64 LTR.	EACH	2192.00	1947.74	1700.00	2200.00	2174.00	2192.00
SYNTHETIC ENEMAL ICI BALTI 3.64 LTR.	EACH	2185.00	1938.84	1975.00	2184.00	2170.00	2185.00
CEMENT (LOCAL) SPECIFY BRAND NAME	BAG	501.25	492.50	500.00	510.00	500.00	490.00
BRICKS (NEW) 1ST CLASS	P/1000	5250.00	7150.00	4900.00	5250.00	4875.00	5500.00
CEMENT BLOCKS (6"x8"x12")	P/100	0.00	0.00	0.00	0.00	0.00	0.00
BAJREE	100CFT	4900.00	3750.00	2500.00	5500.00	5800.00	5500.00
SAND (BLACK PIT SAND)	K100CFT	1500.00	1500.00	2500.00	2200.00	2325.00	1600.00
TIMBER SHESHAM LOG 1ST QUALITY	cubmL	42377.00	63566.00	44000.00	49440.50	56496.00	56494.00
IRON BAR (M.S. BAR) 1/2"	P/TON	75500.00	68000.00	72000.00	74250.00	66750.00	64000.00
CARPANTER WAGE RATE	P/DAY	575.00	800.00	900.00	650.00	700.00	800.00
MASON (RAJ) WAGE RATE	P/DAY	687.50	950.00	900.00	725.00	700.00	800.00
UNSKILLED LABOUR WAGE RATE	P/DAY	350.00	600.00	450.00	425.00	425.00	400.00
PLUMBER WAGE RSTE	P/DAY	700.00	950.00	900.00	675.00	700.00	800.00
ELECTICIAN WAGE RATE PER DAY **	P/DAY	650.00	900.00	900.00	0.00	600.00	0.00
ELECTICIAN WAGE RATE PER POINT **	P/PNT	70.00	110.00	100.00	100.00	100.00	100.00
WATER CHARGES PER HOUSE	P/MONTH	50.00	25.00	65.00	60.00	50.00	50.00
ELECT.CHARGES UPTO 50 UNITS	P/UNIT	2.00	2.00	2.00	2.00	2.00	2.00
ELECT.CHARGES 01 - 100 UNIT	P/UNIT	6.18	6.18	6.18	6.18	6.18	6.18
ELECT.CHARGES 101 - 300 UNIT	P/UNIT	9.54	9.54	9.54	9.54	9.54	9.54
ELECT.CHARGES 301 - 1000 UNIT	P/UNIT	16.39	16.39	16.39	16.39	16.39	16.39
ELECT.CHARGES ABOVE 1000 UNIT	P/UNIT	18.39	18.39	18.39	18.39	18.39	18.39
ELEC	PM	10.50	10.50	10.50	10.50	10.50	10.50
GAS CHRNG upto 3.3719 MMBUT	MMBTU	0.00	128.70	0.00	128.70	0.00	128.70
GAS CHRNG 3.3719 - 6.7438 MMBUT	MMBTU	0.00	257.40	0.00	257.40	0.00	257.40
GAS CHRNG 6.7438 - 10.1157 MMBUT	MMBTU	0.00	257.40	0.00	257.40	0.00	257.40
GAS CHRNG10.1157 - 13.4876 MMBUT	MMBTU	0.00	702.00	0.00	702.00	0.00	702.00
GAS	PM	0.00	702.00	0.00	702.00	0.00	702.00
GAS	PM	0.00	409.50	0.00	409.50	0.00	409.50
KEROSENE OIL	LTR	85.00	80.00	95.00	80.00	85.00	90.00
FIREWOOD WHOLE	40 KG.	465.00	500.00	350.00	620.00	600.00	500.00
CHAIR SHESHAM WOOD WITH ARMS **	EACH	1900.00	2500.00	1800.00	2900.00	2500.00	1400.00
CHAIR PLASTIC (CHAIRMAN) AVERAGE QUALITY	EACH	650.00	925.00	800.00	1250.00	850.00	850.00
TABLE SHESHAM WOOD (4X2X5") ***	EACH	3100.00	4000.00	3600.00	7800.00	10000.00	6000.00
SOFASET WOODEN WITH FOAM SEAT **	SET	14500.00	18000.00	15000.00	27500.00	18000.00	20000.00
COT IRON (WITH NIWAR)AV.QLTY.	EACH	1450.00	1900.00	2000.00	3900.00	2300.00	2500.00
ALMIRAH (STEEL) 6'X3' 20 GUAGE	EACH	12000.00	11000.00	8500.00	14500.00	12000.00	8000.00
DINNING TABLE 6 CHAIRS A.QLTY	SET	23000.00	23500.00	12000.00	29500.00	25000.00	30000.00
SINGLE BED WITHOUT FOAM MED.	EACH	5025.00	5500.00	4000.00	9250.00	7000.00	6500.00
MATRESS SINGLE(4"THICK)	EACH	5150.00	5000.00	4500.00	5700.00	5700.00	5700.00
FARSHI DARI 12'X9' AV.QLTY	EACH	1175.00	1350.00	1500.00	1950.00	1500.00	1300.00
DARI COTTON (6'x2 1/2') AV.QL	EACH	325.00	550.00	725.00	1550.00	1200.00	450.00
CARPET PLAIN AV. QLTY	SQFT.	29.00	37.50	55.00	27.50	42.00	35.00
QUILT (LIHAF) 3 KG. COTTON	EACH	850.00	1400.00	1000.00	1350.00	1200.00	750.00
BLANKET (90" x 54")	EACH	4375.00	4500.00	3200.00	4900.00	4400.00	4000.00
BEDSHEET SINGLE BED SUP.QLTY	EACH	625.00	700.00	500.00	1350.00	800.00	500.00
BED SHEET DOUBLE WITH TWO PILLOW COVERS SUP QLTY	SET	1225.00	1350.00	850.00	2150.00	2500.00	1800.00
TOWEL(3'x2') AV. QALTY	EACH	285.00	190.00	280.00	187.50	450.00	300.00
CELING FAN 48" SUPER QLTY **	EACH	3095.00	3500.00	3350.00	2600.00	3295.00	3000.00
PEDESTAL FAN 22" SUPER QLTY	EACH	4750.00	4000.00	3500.00	4000.00	4850.00	4200.00
REFG. DAWLENCE 10 CFT. D.DOOR	EACH	30400.00	33000.00	28500.00	30500.00	32000.00	30500.00

Contd.

## 7.11 Intercity Consumer Prices October, 2015

Description	Unit	Vehari	Sargodha	Mianwali	Bahawal-pur	Bahawal-nagar	R.Y. Khan
D-FREEZER WAVES 8 CFT.	EACH	30300.00	29750.00	25000.00	31000.00	30500.00	31000.00
AIRCONDITIONER 1.5 TON PEL	EACH	35000.00	35000.00	41000.00	38500.00	38500.00	41000.00
SPLIT AIR CONDITIONER 1.5 TON (SPECIFY BRAND NAME)	EACH	43875.00	43000.00	41000.00	46000.00	50500.00	43000.00
AIRCOOLER SUPER ASIA	EACH	14700.00	13500.00	10000.00	14600.00	16000.00	11375.00
WASHING MACHINE SINGER	EACH	15600.00	15900.00	15000.00	15700.00	15600.00	14700.00
SEWING MACHINE(SINGER)	EACH	6210.00	5810.00	5210.00	5895.00	6260.00	6260.00
GIZER LARGE SIZE 30 GALLON CAPACITY SUP QLTY	EACH	23000.00	19500.00	14800.00	16400.00	16500.00	20900.00
GAS BURNER DOUBLE SPFY.BRAND	EACH	1250.00	1800.00	1550.00	1750.00	2200.00	1500.00
ELECT. IRON PHILIPS MDL.1120	EACH	1900.00	2500.00	1600.00	1400.00	2100.00	2200.00
ELECTRIC JUICER FOR APPLE	EACH	8250.00	4250.00	6375.00	4800.00	6000.00	4500.00
S.STEEL DEGHCHI MEDIUM SIZE ***	EACH	775.00	475.00	525.00	1150.00	570.00	570.00
ALUMINIUM COOKING PAN (DEGCHI ) MED SIZE	EACH	577.50	475.00	500.00	1050.00	1500.00	1500.00
NON STICK COOKING PAN (DEGCHI ) SUP. QLTY	EACH	777.50	725.00	800.00	2100.00	1450.00	1450.00
FRYING PAN STEEL AVG. QLTY MED. SIZE	EACH	265.00	225.00	350.00	700.00	570.00	570.00
TAWA IORN (MEDIUM SIZE) AVG. QLTY	EACH	235.00	237.50	350.00	350.00	360.00	235.00
S.STEEL PLATE A.QLTY.(M.SIZE)	EACH	72.50	65.00	90.00	95.00	75.00	75.00
TABLE SPOON S.STEEL SUP.QLTY.	DOZEN	395.00	475.00	300.00	587.50	450.00	360.00
WATER SET JUG+6 GLASSES (OMROC)	SET	520.00	800.00	600.00	675.00	450.00	456.00
TEA SET PAK. CHINAWARE 21 PCS.	SET	2100.00	1900.00	1500.00	2300.00	2000.00	2000.00
DINNER SET PLASTIC 72 PIECES SUPERIOR QLTY	SET	5500.00	5250.00	4500.00	7250.00	7800.00	7800.00
HOTPOT SET PLASTIC 3 PCS.	SET	1500.00	1350.00	1200.00	2050.00	1250.00	1250.00
BUCKET(BALTI) PLASTIC MED.SIZ	EACH	325.00	375.00	300.00	462.50	370.00	220.00
LOTA PLASTIC (MED SIZE) AVERAGE QUALITY	EACH	53.75	50.00	70.00	65.00	80.00	50.00
PRESURE COOKER 4 LTR.	EACH	1650.00	1300.00	1225.00	2100.00	1580.00	1580.00
WATER COOLER 9/10 LTR.PLASTIC ***	EACH	575.00	675.00	800.00	975.00	600.00	480.00
THERMOS STARVAC 1 LTR	EACH	462.50	450.00	400.00	600.00	450.00	350.00
BULB PHILIPS 100-WATTS	EACH	32.50	32.50	25.00	30.00	30.00	30.00
TUBE LIGHT PHILIPS 40 WATTS	EACH	99.50	100.00	110.00	100.00	100.00	100.00
ELECTRIC BLUBS "0" WATTE LOCAL	EACH	20.00	27.50	20.00	20.00	25.00	25.00
ELECTRIC BLUB ENERGY SAVER 14 WATTS	EACH	180.00	175.00	150.00	175.00	180.00	175.00
WASHING SOAP 250 GMS SPECIFY BRAND NAME	EACH	40.00	40.00	35.00	40.00	40.00	40.00
SURF EXCEL 400 GMS POLY BAG	EACH	125.00	110.00	125.00	110.00	110.00	125.00
WASHING POWDER 1000 GRM	EACH	185.00	185.00	185.00	185.00	185.00	185.00
WASHING POWDER (WHEEL/ BONUS) 100 GRAMS	EACH	90.00	95.00	95.00	95.00	95.00	90.00
CLEANSER POWDER VIM 1000 GM	PKT.	77.78	77.78	72.22	77.78	72.22	72.22
FINIS 500 ML	BOTTLE	170.00	225.00	155.00	237.50	180.00	180.00
PHNYLE TYPHONE/FINIS/CARRANITE 3 LITRES	BOTTLE	145.00	150.00	170.00	165.00	150.00	160.00
HARPIC	BOTTLE	145.00	145.00	145.00	145.00	145.00	145.00
BOOT POLISH CHERRY/KIWI 50ML	EACH	111.11	100.00	100.00	111.11	100.00	100.00
ROBIN BLUE (35 GRAMS)	PKT.	50.00	45.00	55.00	50.00	50.00	50.00
TISSU PAPER PERFUMED 100 PCS.	PKT	105.00	105.00	125.00	105.00	120.00	105.00
TOILET PAPER ROLL (R.PETEL)	PI/ROLL	40.00	38.00	40.00	40.00	38.00	40.00
BOOT POLISH LIQUID CHEERY BLOSSOM KIWI 75 ML	BOTTLE	150.00	145.00	150.00	150.00	150.00	150.00
MATCH BOX SMALL	EACH	3.00	2.50	2.00	2.50	2.00	2.00
DRY CELL 1.5 VOLT(LOCAL)	EACH	25.00	22.50	25.00	20.00	30.00	25.00
HAND STITCHING NEEDLE M.SIZE	PACKET	10.00	10.00	9.00	10.00	6.00	6.00
SEWING MACHINE NEEDLE (SINGER)	EACH	5.00	5.00	5.00	5.00	8.50	8.50
HOUSEHOLD SERVANT FEMALE P/T	P/MNTH	1500.00	3750.00	2500.00	1900.00	1800.00	1200.00
MARRIAGE HALL WITH FURNITURE	PI/HEAD	110.00	165.00	60.00	95.00	105.00	70.00
SEPTRAN TABLETS	10TAB.	16.00	15.00	16.00	16.00	16.00	16.00
BRUFEN TABS 200-MG.	10TAB.	10.00	10.00	10.00	10.00	10.00	10.00
PANADOL TAB. EXTRA/PLAIN	10TAB.	10.00	10.00	10.00	10.00	10.00	10.00
DISPRIN TAB.	10TAB.	10.00	10.00	10.00	10.00	10.00	10.00
TRISIL TAB.	10 TAB	10.00	10.00	10.00	10.00	10.00	10.00
FLAGYL TAB. 200 MG.	10TAB.	10.00	10.00	10.00	10.00	10.00	10.00
VENTOLIN TAB. 2MG.	10TAB.	9.00	9.00	9.00	9.00	9.00	9.00
DAONIL TAB. 5 MG.	10TAB.	17.00	17.00	17.00	17.00	17.00	17.00
ENTOX TAB.	10TAB.	10.00	10.00	10.00	10.00	10.00	10.00
RENITEC TAB. 5 MG.	10TAB.	59.00	59.00	59.00	59.00	59.00	59.00
CAC. 1000 TAB	BOTTLE	122.00	122.00	122.00	122.00	122.00	122.00
AMOXIL CAPSOLE 250 MG.S	10CAP.	36.00	36.00	36.00	36.00	36.00	36.00
CALCIUM SYRUP SANDOZ	BOTTLE	64.00	64.00	64.00	64.00	64.00	64.00

Contd.



### 7.11 Intercity Consumer Prices October, 2015

Description	Unit	Vehari	Sargodha	Mianwali	Bahawal-pur	Bahawal-nagar	R.Y. Khan
LEDERPLEX SYRUP	BOTTLE	35.00	35.00	35.00	35.00	35.00	35.00
SANCOS SYRUP (50 ML.)	BOTTLE	30.00	30.00	30.00	30.00	30.00	30.00
PHENERGAN SYRUP 120 ML.	BOTTLE	33.00	33.00	33.00	33.00	33.00	33.00
CALPOL SYRUP 60 ML.	BOTTLE	28.00	28.00	28.00	28.00	28.00	28.00
HYDRYLIN SYRUP 120 ML.	BOTTLE	65.00	65.00	65.00	65.00	65.00	65.00
POLYFAX EYE OINTMENT	TUBE	21.00	21.00	21.00	21.00	21.00	21.00
BETNESOL EYE DROPS	BOTTLE	33.89	33.89	33.89	33.89	33.89	33.89
EAR DROPS (CARDISPORINE) ***	BOTTLE	21.00	21.00	21.00	21.00	21.00	21.00
BETNOVATE-N OINTMENT 5 GMS	TUBE	16.00	16.00	16.00	16.00	16.00	16.00
BURNOL CREAM 30 GRM	TUBE	16.00	16.00	16.00	16.00	16.00	16.00
VICKS VAPORUB/BALM	BOTTLE	36.00	36.00	36.00	36.00	36.00	36.00
GLYCRINE SMALL BOTTLE	BOTTLE	15.00	20.00	25.00	20.00	25.00	20.00
JOUHAR JOSHANDA	PKT.	8.00	8.00	8.00	8.00	8.00	8.00
GALXOS-D (450 GRMS)	PKT.	157.50	157.50	151.88	168.75	157.50	157.50
GRIPE-WATER WOODWARDS	BOTTLE	55.00	55.00	55.00	55.00	55.00	55.00
SANIPLAST ONE PUTTY	EACH	2.00	2.00	2.00	2.00	1.50	1.50
O.R.S. (NIMCOL)	PKT.	17.00	17.00	17.00	17.00	17.00	15.00
DETTOL (MEDIUM)	BOTTLE	46.80	46.80	46.80	46.80	46.80	46.80
COTTON BANDAGE 2" - 4"	EACH	8.00	5.00	10.00	7.00	10.00	8.00
THERMOMETER CHINA	EACH	45.00	50.00	50.00	50.00	40.00	40.00
DOCTOR (MBBS) CLINIC FEE	P/PAT.	100.00	175.00	300.00	200.00	300.00	300.00
URINE TEST (DR) CHARGES	P/TEST	50.00	50.00	60.00	90.00	50.00	60.00
BLOOD TEST (CP) CHARGES	P/TEST	237.50	225.00	250.00	225.00	120.00	100.00
SUGAR TEST (RANDOM/FASTING BOTH) CHARGES	P/TEST	60.00	90.00	140.00	120.00	100.00	150.00
ECG CHARGES	P/TEST	200.00	225.00	225.00	175.00	150.00	150.00
X-RAY (CHEST) CHARGES	P/X-RAY	325.00	350.00	350.00	200.00	200.00	250.00
CAR SUZUKI 800 CC (W/O. A/C)	EACH	651800.00	625000.00	625000.00	650800.00	645000.00	640000.00
CAR SUZUKI 1000 CC	EACH	1076800.00	1050000.00	1050000.00	1075800.00	1040000.00	1070000.00
CAR TOYOTA 1300 CC	EACH	0.00	1645500.00	1441000.00	1643000.00	1570000.00	1620000.00
CAR HONDA CIVIC	EACH	0.00	2142000.00	0.00	0.00	2125000.00	2150000.00
MOTORCYCLE HONDA CD-70.	EACH	63500.00	63500.00	63500.00	63500.00	63500.00	63500.00
MOTORCYCLE YAMAHA 100CC.	EACH	79500.00	79500.00	79500.00	80500.00	84500.00	85000.00
MOTOR CYCLE HERO 70 CC	EACH	43000.00	42500.00	44500.00	47500.00	50000.00	48500.00
BICYCLE WITH TYRES & TUBES	EACH	7550.00	7600.00	7500.00	7350.00	7800.00	7500.00
TYRE CAR WITH TUBE GENERAL	EACH	3700.00	3750.00	3200.00	3500.00	3000.00	2950.00
TYRE MOTOR CYCLE WITHOUT TUBE	EACH	1025.00	1150.00	1250.00	1200.00	1300.00	1230.00
TYRE CYCLE SPECIFY BRAND NAME	EACH	350.00	400.00	350.00	350.00	350.00	360.00
TYRE CAR W/O TUBE	EACH	2762.50	3250.00	2800.00	3500.00	2750.00	2950.00
PETROL SUPER	LITRE	73.76	73.76	73.76	73.76	73.76	73.76
HIGH SPEED DIESEL HSD	LITRE	82.04	82.04	82.04	82.04	82.04	82.04
CNG	K.G.	0.00	0.00	0.00	0.00	0.00	67.50
GAS CYLINDER STAND. SIZE	EACH	1000.00	1075.00	1550.00	1100.00	1080.00	1100.00
MOTOR CYCLE SERVICE CHARGES	EACH	190.00	275.00	300.00	360.00	250.00	250.00
CAR SERVICE CHARGES	EACH	250.00	325.00	400.00	350.00	250.00	250.00
TYRE PUNCTURE CHARGES	EACH	50.00	55.00	50.00	70.00	80.00	50.00
CYCLE OVERHAULING CHARGES	EACH	195.00	325.00	350.00	200.00	300.00	150.00
CAR TAX FOR 800CC TO 1300CC	YEARLY	2650.00	2650.00	2650.00	2650.00	2650.00	2650.00
TRAIN FARE ECO. 1-100 KM.	P/KM.	0.68	0.68	0.68	0.68	0.00	0.68
TRAIN FARE ECO. 101-500 KM.	P/KM.	0.98	0.98	0.98	0.98	0.00	0.98
TRAIN FARE ECO. > 500 KM.	P/KM.	0.89	0.89	0.89	0.89	0.00	0.89
TRAIN FARE IST SLP. 1-100KM	P/KM.	2.10	2.10	2.10	2.10	0.00	2.10
TRAIN FARE IST SLP.101-500 KM	P/KM.	2.59	2.59	2.59	2.59	0.00	2.59
TRAIN FARE IST SLP. > 500 KM	P/KM.	1.99	1.99	1.99	1.99	0.00	1.99
TRAIN FARE A/C SLP. 1-100KM.	P/KM	5.76	5.76	5.76	5.76	0.00	5.76
TRAIN FARE A/C SLP.101-500KM	P/KM.	4.59	4.59	4.59	4.59	0.00	4.59
TRAIN FARE A/C SLP > 500KM.	P/KM	4.16	4.16	4.16	4.16	0.00	4.16
PLATEFORM TICKET	EACH	10.00	10.00	10.00	10.00	0.00	10.00
AUTO RICKSHAW FARES	KM/MIN	35.00	60.00	60.00	80.00	50.00	50.00
FULL TONGA CHARGES	KM/MIN	0.00	0.00	75.00	70.00	0.00	0.00
TAXI 4 SEATER FARE	KM/MIN	50.00	50.00	50.00	60.00	100.00	100.00
BUS FARE MIN (WITHIN CITY)	TICKET	0.00	15.00	0.00	0.00	0.00	0.00
BUS FARE MAX (WITHIN CIT	TICKET	0.00	27.50	0.00	0.00	0.00	25.00

Contd.

## 7.11 Intercity Consumer Prices October, 2015

Description	Unit	Vehari	Sargodha	Mianwali	Bahawal-pur	Bahawal-nagar	R.Y. Khan
BUS FARE OUTSIDE CITY	P/KM.	0.93	0.93	0.93	0.92	0.93	0.93
A/C BUS FARE OUTSIDE CITY	P/KM.	1.37	2.00	1.20	1.51	1.00	1.33
MINIBUS FARE MIN.WITH IN CITY	TICKET	0.00	0.00	0.00	0.00	0.00	0.00
MINIBUS FARE MAX.WITH IN CITY	TICKET	0.00	0.00	0.00	0.00	0.00	0.00
SUZUKI FARE MIN.WITH IN CITY	TICKET	0.00	10.00	15.00	10.00	10.00	0.00
SUZUKI FARE MAXIMUM W.IN CITY	TICKET	0.00	15.00	25.00	20.00	25.00	0.00
AIR FARE ECONOMY CLASS.	P/KM.	0.00	0.00	0.00	0.00	0.00	0.00
POSTAL ENVELOPE DOMESTIC	EACH	8.00	8.00	8.00	8.00	8.00	8.00
ENVELOPE FOR SAUDI ARABIA	EACH	50.00	50.00	50.00	50.00	50.00	50.00
POSTAL REGISTRATION CHARGES	EACH	28.00	28.00	28.00	28.00	28.00	28.00
U.M.S. REG CHARGES MIN.	EACH	59.00	59.00	59.00	59.00	59.00	59.00
T.C.S. CH. MIN.WITH IN ZONE	EACH	150.00	150.00	110.00	150.00	150.00	150.00
TELEPHONE CHARGES LOCAL CALL	P/CALL	3.94	3.94	3.94	3.94	3.94	3.94
TEL CHARGES OUT SIDE CITY	P/CALL	3.94	3.94	3.94	3.94	3.94	3.94
INTERNET CHARGES	P/HOUR	60.00	50.00	45.00	40.00	27.50	27.50
MOBILE CELL CHARGES	P/UNIT	3.00	3.00	3.00	4.50	2.50	3.06
FAX CHARGES (LOCAL)	P/PAGE	20.00	20.00	15.00	10.00	17.50	17.50
TELEPHONE SET AV. QLTY	EACH	1275.00	900.00	525.00	1150.00	825.00	650.00
MOBILE SET NOKIA/SONY/ERICSON/SAMSUNG WITHOUT CAMERA	EACH	3200.00	2300.00	3200.00	5200.00	3650.00	3650.00
T.V. 20" COLORED WEGA H-A21.	EACH	19000.00	22000.00	23250.00	23800.00	18000.00	17500.00
T.V 20" COLOR CHINA/KORIA)	EACH	6650.00	6850.00	14250.00	15300.00	13000.00	12000.00
V.C.P. PANASONIC/LG/NAT	EACH	0.00	0.00	6500.00	5500.00	5000.00	0.00
DVD/VCD PLAYER PANASONIC/LG	EACH	4100.00	5750.00	4500.00	4950.00	5000.00	5500.00
RADIO WITH C.PLAYER NATIONAL	EACH	1500.00	4500.00	3000.00	2100.00	1800.00	1250.00
PERSONNEL COMPUTER (BRANDED)	EACH	40000.00	25000.00	43250.00	35000.00	66000.00	50000.00
VID. CASSETTE BLK. TDK/SONY	EACH	190.00	165.00	150.00	200.00	180.00	100.00
COM. C.D. (TDK/IMATION)	EACH	95.00	45.00	30.00	45.00	50.00	35.00
TAPE RECORDER CASSETTE BLANK	EACH	75.00	50.00	50.00	55.00	50.00	40.00
VIDEO GAME SEGA 16 BYTE	EACH	1300.00	0.00	1500.00	1650.00	1150.00	1150.00
CINEMA A/C. HIGH CLASS	TICKET	0.00	100.00	0.00	0.00	0.00	0.00
CINEMA NON-A/C HIGH CLASS	TICKET	0.00	0.00	0.00	35.00	0.00	30.00
CABLE CHARGES	PER MONTH	300.00	250.00	250.00	275.00	300.00	250.00
TV.LICENCE FEE DOMESTIC	YEARLY	420.00	420.00	420.00	420.00	420.00	420.00
ENGLISH BOOK CLASS V1	EACH	78.00	78.00	78.00	78.00	78.00	78.00
ENGLISH BOOK CLASS IX OR X	EACH	130.00	130.00	130.00	130.00	130.00	130.00
ENG. BOOK IST.YR COMPLETE SET	EACH	84.00	84.00	84.00	84.00	84.00	84.00
ENGLISH BOOK BA/B.SC	EACH	178.00	178.00	178.00	178.00	178.00	178.00
URDU BOOK CLASS V (T.B.BORD)	EACH	71.00	71.00	71.00	71.00	71.00	71.00
URDU BOOK CLASS IX/X(T.B.B)	EACH	137.00	137.00	137.00	137.00	137.00	137.00
URDU BOOK IST.YEAR/INTER	EACH	53.00	53.00	53.00	53.00	53.00	53.00
URDU BOOK BA/B.SC	EACH	140.00	140.00	140.00	140.00	140.00	140.00
MATHS BOOK CALSS V (T.B.B)	EACH	84.00	84.00	84.00	84.00	84.00	84.00
MATHS BOOK CLASS IX OR X	EACH	270.00	270.00	270.00	270.00	270.00	270.00
MATHS BOOK IST.YEAR (T.B.B)	EACH	156.00	156.00	156.00	156.00	156.00	156.00
PAKISTAN STUDIES BOOK BA/B.SC	EACH	125.00	125.00	125.00	125.00	125.00	125.00
DAILY "DAWN"	P/COPY	19.00	19.00	19.00	19.00	19.00	19.00
DAILY "JANG"	P/COPY	12.00	12.00	12.00	12.00	12.00	12.00
DAILY "NAWA-E-WAQT"	P/COPY	12.00	12.00	12.00	12.00	12.00	12.00
WEEKLY "AKHBAR-E-JAHAN"	P/COPY	55.00	55.00	55.00	55.00	55.00	55.00
WEEKLY "MAG"	P/COPY	45.00	45.00	45.00	45.00	45.00	45.00
MONTHLY "NAUNEHAL DIGEST"	P/COPY	35.00	35.00	35.00	35.00	35.00	35.00
PAPER FOOLSCAPE (27"x17")	QUIRE	47.50	60.00	45.00	27.50	50.00	50.00
EXERCISE.BOOK LINED 80/100 PGS	EACH	43.75	60.00	45.00	70.00	70.00	70.00
PENCILGOLDFISH/DEER	EACH	6.00	6.50	6.00	5.00	7.00	7.00
PEN INK DOLLOR 57 ML BOTTLE	EACH	20.00	20.00	20.00	20.00	25.00	25.00
PHOTOSTATE PAPER 70 GM	PRT	320.00	390.00	360.00	280.00	350.00	350.00
BALL PEN (local)	EACH	5.00	7.00	6.00	5.00	8.00	8.00
FOUNTAIN PEN HERO/WINGS/CHINA	EACH	50.00	47.50	45.00	45.00	50.00	50.00
PRIVATE SCHOOL FEE ENGLISH MEDIUM AVERAGE STANDARD (CLASS I)	P/MONTH	1137.50	1100.00	1200.00	3087.50	875.00	1000.00
PRIVATE SCHOOL FEE ENGLISH MEDIUM AVERAGE STANDARD (CLASS V)	P/MONTH	1137.50	1500.00	1600.00	3112.50	1087.50	1400.00
PRIVATE SCHOOL FEE ENGLISH MEDIUM AVERAGE STANDARD (CLASS VI)	P/MONTH	1350.00	1650.00	2000.00	3162.50	1125.00	1500.00
PRIVATE SCHOOL FEE ENGLISH MEDIUM AVERAGE STANDARD (CLASS X)	P/MONTH	1425.00	1950.00	2420.00	3337.50	1650.00	1700.00

Contd.

## 7.11 Intercity Consumer Prices October, 2015

Description	Unit	Vehari	Sargodha	Mianwali	Bahawal-pur	Bahawal-nagar	R.Y. Khan
PRIVATE MEDICLE COLLEGE FEE MBBS (IST YEAR)	P/MONTH	0.00	0.00	0.00	0.00	0.00	0.00
PRIVATE ENGINEERING COLLEGE FEE (ISTR YEAR)	P/MONTH	0.00	0.00	0.00	0.00	0.00	0.00
GOVT. COLLEGE FEE IST. YEAR	MONTH	50.00	50.00	50.00	50.00	50.00	50.00
GOVT. COLLEGE FEE 4TH. YEAR	MONTH	60.00	60.00	60.00	60.00	60.00	60.00
GOVT. UNIVERSITY FEE MSC.	MONTH	183.33	80.00	100.00	110.00	110.00	110.00
GOVT. MED. COLLEGE FEE MBBS	MONTH	0.00	0.00	0.00	1289.00	0.00	1050.00
GOVT. ENGG. COLL. FEE I YEAR	MONTH	0.00	600.00	0.00	2000.00	0.00	500.00
COACHING FEE FOR CLASS IX/X	P/MONTH	1200.00	450.00	1500.00	1500.00	1100.00	500.00
COACHING CHARGES FOR CLASS IST YEAR/INTER (SCIENCE)	P/MONTH	1800.00	900.00	2500.00	1750.00	1500.00	700.00
COACHING CHARGES FOR CLASS IST YEAR/INTER (COMMERCE)	P/MONTH	1500.00	600.00	1000.00	1500.00	1500.00	600.00
I.T. TUITION FEES	P/MONTH	2583.00	1500.00	0.00	2417.00	0.00	2000.00
MBA TUITION FEES	P/MONTH	2583.00	0.00	0.00	2750.00	0.00	4585.00
BREAD TANDOORI ST. SIZE	EACH	5.00	6.50	6.00	5.00	7.00	6.00
COOKED MUTTON (AV. HOTEL)	PLATE	120.00	200.00	140.00	95.00	150.00	150.00
COOKED BEEF (AV. HOTEL)	PLATE	70.00	110.00	100.00	70.00	120.00	70.00
COOKED DAL (AV. HOTEL)	PLATE	50.00	40.00	40.00	50.00	50.00	52.50
CHICKEN BIRYANI FULL/DOUBLE	PLATE	145.00	120.00	140.00	110.00	150.00	120.00
TEA PREPARED (ORDINARY)	CUP	20.00	20.00	15.00	15.00	20.00	20.00
HAIRCUT CHARGES FOR MEN	P/CUT	70.00	70.00	50.00	95.00	60.00	60.00
BEAUTY PORL HAIR STYL CHARGE	PISTY.	262.50	275.00	250.00	390.00	300.00	300.00
SHAVING CHARGES	PER SHV	32.50	55.00	30.00	50.00	30.00	30.00
LIPSTICK S.MISS/MEDORA	EACH	110.00	110.00	110.00	90.00	120.00	120.00
NAIL POLISH S.MISS/MEDORA	EACH	60.00	110.00	95.00	95.00	60.00	60.00
PERFUME MED.SIZE MEDORA/BROACH	EACH	202.50	200.00	120.00	200.00	220.00	200.00
HAIR-OIL AMLA/CHAMBELI	BOTTLE	120.00	120.00	110.00	110.00	120.00	120.00
TOILET SOAP LUX 95 GRAMS	EACH	34.70	34.70	34.70	34.70	34.70	34.70
TOILET SOAP LIFEBOUY 140 GRM	EACH	37.00	37.00	37.00	37.00	37.00	37.00
TOILET SOAP SAFEGUARD BATH SIZE	EACH	46.00	48.00	50.00	46.00	46.00	46.00
TOOTHPASTE MACKLINES 70 GRM	EACH	50.00	50.00	50.00	50.00	50.00	50.00
TOOTHPAST MED SIZE CLGATE 70 GMS	EACH	60.67	60.67	60.67	60.67	60.67	60.67
TOOTHBRUSH SHEILD A/PLAUQUE	EACH	51.25	40.00	50.00	25.00	30.00	25.00
TOOTHPOWDER DENTONIC 90 GRM	EACH	28.00	28.00	25.00	28.00	28.00	28.00
HAIR-COLOUR BEGIN (6 GMS)	EACH	100.00	100.00	100.00	100.00	100.00	100.00
HAIR COLOUR (KALAKOLA)	BOTTLE	120.00	130.00	120.00	130.00	130.00	130.00
FACECREAM PONDS (MEDIUM)	EACH	110.00	110.00	110.00	110.00	110.00	110.00
TALC POWDER VICE ROAY,B.CAT	EACH	152.50	150.00	145.00	145.00	145.00	150.00
BLADE TREET ORDINARY 10'S	PKT.	35.00	40.00	40.00	30.00	35.00	30.00
BLADE 7-O-CLOCK STAIN. 5'S	PKT.	30.00	30.00	35.00	30.00	35.00	30.00
SHAMPOO SUNSILK/PAINTIN 100 ML	BOTTLE	110.00	110.00	110.00	110.00	110.00	110.00
BEAUTY CREAM (FAIR & LOVELY)	EACH	165.00	175.00	165.00	175.00	175.00	165.00
HAIR REMOVING CREAM (EU-CREAM)	TUBE	65.00	60.00	65.00	60.00	65.00	60.00
GEL MEDIUM SIZE	BOTTLE	60.00	100.00	85.00	100.00	130.00	100.00
DISPOSABLE RAZOR GILLET-II	EACH	45.00	40.00	45.00	40.00	45.00	42.00
SHAVING CREAM TOUCH-ME/ADM.	EACH	62.50	60.00	65.00	65.00	65.00	65.00
GOLD TEZABI 24 CT	10 GM.	39351.00	39266.11	35840.00	39422.00	39438.00	37794.00
SILVER TEZABI 24 CT	10 GM.	574.00	600.00	550.00	596.00	609.00	557.00
ARTIFICIAL JEWELLARY SET	SET	525.00	550.00	1000.00	725.00	1000.00	300.00
WRIST WATCH GENTS CITIZEN (ORIGINAL) ***	EACH	3500.00	7000.00	4100.00	7200.00	3200.00	3000.00
WRIST WATCH LADIES CITIZEN (ORIGINAL) ***	EACH	3500.00	7000.00	4100.00	7000.00	3200.00	3000.00
WALL CLOCK QUARTZ AV.QLTY	EACH	525.00	550.00	600.00	1100.00	600.00	500.00
SUITCASE REXIN (24"x16"x6")	EACH	857.50	1750.00	1000.00	1600.00	1800.00	1500.00
TRUNK MEDIUM SIZE ***	EACH	962.50	1800.00	1990.00	1800.00	1400.00	1400.00
PURSE LADIES (LEATHER) AVERAGE QUALITY	EACH	543.75	650.00	700.00	1100.00	1300.00	1200.00

## 7.11 Intercity Consumer Prices October, 2015

Description	Unit	Karachi	Hyder- abad	Nawab- shah	Mirpur- khas	Mithi	Sukkar	Larkana	Dadu
WHEAT	10 KG.	370.00	345.00	350.00	350.00	350.00	340.00	300.00	300.00
WHEAT FLOUR FINE/SUPERIOR.	KG.	48.62	48.00	40.00	48.00	50.00	40.00	38.00	40.00
WHEAT FLOUR AVG. QLTY	KG.	42.62	41.56	40.00	38.00	40.00	39.00	36.00	36.00
WHEAT FLOUR BAG	10 KG.	433.08	415.63	380.00	380.00	400.00	392.50	382.50	400.00
MAIDA	KG.	51.54	50.00	50.00	48.00	50.00	50.00	45.00	45.00
SUJI	KG.	51.54	50.00	60.00	48.00	48.00	55.00	45.00	50.00
BESAN AV. QLTY.	KG.	123.08	130.00	110.00	130.00	135.00	105.00	100.00	120.00
RICE BASMATI SUP. QLTY.	KG.	153.08	130.00	140.00	110.00	115.00	130.00	140.00	120.00
RICE BASMATI 385/386	KG.	86.54	70.00	60.00	50.00	55.00	60.00	75.00	60.00
RICE BASMATI BROKEN AV.QLTY	KG.	73.08	67.50	70.00	40.00	40.00	60.00	80.00	40.00
RICE IRR1-6 (SINDH/PUNJAB)	KG.	44.62	40.00	50.00	30.00	32.00	45.00	32.00	30.00
VERMICELLI	KG.	83.08	80.00	80.00	85.00	85.00	80.00	70.00	70.00
BREAD PLAIN MEDIUM SIZE	EACH	45.00	44.00	48.00	45.00	45.00	50.00	40.00	45.00
RUSK (PAPAY)	KG.	186.15	172.50	200.00	140.00	150.00	230.00	200.00	240.00
BISCUITS-PACKED	PKT	35.00	35.00	35.00	35.00	35.00	35.00	35.00	35.00
BISCUIT-BAKERY (LOOSE)	250 GM	83.08	77.50	90.00	50.00	50.00	60.00	100.00	60.00
CORNFLAKS FAUJI 225 GM.	PKT	171.00	166.50	225.00	180.00	180.00	176.40	180.00	166.50
SAMOSA (VEGATABLE)	EACH	12.92	10.00	7.00	10.00	8.00	11.00	12.00	15.00
PASTRY AV.QLTY.	EACH	20.62	19.00	20.00	15.00	10.00	12.50	37.50	20.00
PATTIES (VEGATABLES)	EACH	16.62	10.50	10.00	15.00	10.00	12.50	20.00	10.00
NIMCO	250 GM	81.54	52.50	90.00	60.00	60.00	70.00	77.50	50.00
CHIPS	250 GM	96.54	70.00	90.00	60.00	60.00	75.00	87.50	60.00
BEEF WITH BONE AV.QLTY.	KG	346.15	310.00	350.00	240.00	0.00	310.00	300.00	280.00
MUTTON AV.QLTY.	KG	665.38	600.00	550.00	600.00	550.00	565.00	600.00	600.00
CHICKEN FARM BROILER (LIVE)	KG	131.54	130.00	160.00	116.00	126.00	146.00	122.50	140.00
FISH-RAHU MEDIUM SIZE	KG	259.23	280.00	350.00	275.00	300.00	325.00	275.00	360.00
MILK FRESH (UNBOILED)	LTR.	84.00	80.00	80.00	75.00	65.00	75.00	80.00	80.00
CURD	KG.	120.00	106.00	100.00	90.00	80.00	90.00	95.00	100.00
MILK TETRA PACK 1/2 LTR.	PKT.	60.00	50.00	60.00	60.00	60.00	60.00	60.00	60.00
LACTOGEN 400 GRAMS	PKT.	425.00	425.00	420.00	400.00	400.00	425.00	425.00	430.00
POWDER MILK NIDO 400GM.	PKT	360.00	370.00	340.00	355.00	340.00	380.00	370.00	350.00
MILK POWDER LOOSE/PACKED	KG.	506.15	562.50	560.00	480.00	480.00	480.00	450.00	370.00
BUTTER LOCAL PACKED	50 GM.	25.31	25.00	52.00	25.00	25.00	27.50	27.00	30.00
EGGS FARM	DOZ	83.92	89.00	90.00	80.00	100.00	96.00	75.00	80.00
MUSTARD OIL AV.QLTY.	KG.	161.54	140.00	160.00	130.00	130.00	132.50	200.00	160.00
COOKING OIL (DALDA)	2.5LTR	455.00	469.00	440.00	470.00	470.00	493.00	490.00	450.00
COOKING OIL (PAKWAN) OTHER BRAND SPECIFY	2.5 LTR	455.00	345.00	350.00	440.00	440.00	493.00	405.00	400.00
VEGETABLE GHEE TIN	2.5KG.	453.00	452.00	460.00	450.00	450.00	475.00	480.00	450.00
VEGETABLE GHEE (LOOSE)	KG.	141.54	140.00	136.25	150.00	150.00	140.00	135.00	100.00
DATES AV.QLTY.	KG.	206.15	147.50	220.00	150.00	150.00	175.00	160.00	220.00
PISTACHIO AV.QLTY.	50 GM.	143.08	150.00	100.00	80.00	85.00	150.00	130.00	120.00
ALMONDS WHOLE AV.QLTY.	KG.	1161.54	575.00	600.00	750.00	765.00	850.00	1200.00	620.00
COCONUT DRY AV.QLTY.	KG.	366.15	226.25	220.00	220.00	230.00	240.00	220.00	260.00
RAISINS AV.QLTY.	50 GM.	26.54	20.00	25.00	20.00	20.00	25.00	20.00	20.00
GROUNDNUTS (WITH SHELL)	KG.	266.15	140.00	130.00	130.00	135.00	240.00	140.00	130.00
MALTA/MOSAMBI	DOZ	126.15	120.00	240.00	200.00	200.00	150.00	160.00	280.00
KINNU	DOZ	0.00	0.00	0.00	0.00	0.00	0.00	0.00	0.00
APPLE	KG	106.15	80.00	150.00	80.00	80.00	65.00	80.00	110.00
ALOO BUKHARA	KG	0.00	0.00	0.00	0.00	0.00	0.00	0.00	0.00
POMEGRANATE (ANNAR)	KG	129.23	150.00	170.00	150.00	180.00	150.00	160.00	200.00
GRAPES	KG	146.15	160.00	150.00	200.00	220.00	175.00	190.00	280.00
BANANAS	DOZ	63.08	45.00	60.00	40.00	40.00	60.00	45.00	30.00
MANGO KALMI	KG	0.00	0.00	0.00	0.00	0.00	0.00	0.00	0.00
GUAVA	KG	76.15	50.00	50.00	120.00	130.00	60.00	50.00	50.00
WATERMELON (TURBOOZ)	KG	0.00	0.00	0.00	0.00	0.00	0.00	0.00	0.00
MUSKMELON (KHARBOOZA)	KG	0.00	0.00	0.00	0.00	0.00	0.00	0.00	0.00
SWEETMELON (GARMA)	KG	63.08	73.75	70.00	100.00	110.00	50.00	35.00	40.00
PULSE MASOOR (WHOLE)	KG.	133.08	106.88	130.00	120.00	125.00	125.00	110.00	120.00
PULSE MASOOR (WASHED)	KG.	143.08	132.50	120.00	140.00	142.00	140.00	122.50	130.00
PULSE MOONG (WASHED)	KG.	163.08	166.25	160.00	170.00	172.00	155.00	170.00	180.00
PULSE MASH (WASHED)	KG.	233.08	240.63	160.00	245.00	245.00	250.00	220.00	160.00
PULSE GRAM	KG.	123.08	121.88	80.00	125.00	130.00	122.50	120.00	120.00

Contd.

### 7.11 Intercity Consumer Prices October, 2015

Description	Unit	Karachi	Hyder- abad	Nawab- shah	Mirpur- khas	Mithi	Sukkar	Larkana	Dadu
GRAM WHOLE BLACK AV.QLTY.	KG.	103.08	75.00	70.00	115.00	115.00	100.00	110.00	80.00
GRAM WHOLE YELLOW AV.QLTY	KG.	121.54	115.00	100.00	125.00	135.00	110.00	122.50	120.00
BEANS (LAL LOBIA)	KG.	153.08	120.00	100.00	110.00	115.00	155.00	150.00	140.00
POTATOES	KG	21.54	20.00	20.00	15.00	15.00	17.50	20.00	20.00
ONION	KG	53.08	50.00	50.00	40.00	50.00	45.00	50.00	50.00
TURNIP	KG	53.08	42.50	45.00	60.00	60.00	40.00	30.00	30.00
RADISH	KG	43.08	56.88	20.00	50.00	40.00	40.00	30.00	30.00
TOMATOES	KG	86.15	76.88	80.00	70.00	60.00	80.00	90.00	60.00
CABBAGE	KG	0.00	0.00	0.00	0.00	0.00	0.00	0.00	0.00
CAULIFLOWER	KG	53.08	75.00	50.00	40.00	50.00	80.00	60.00	50.00
BRINJAL	KG	33.08	45.00	30.00	40.00	35.00	30.00	17.50	20.00
PUMPKIN	KG	0.00	0.00	0.00	0.00	0.00	0.00	0.00	0.00
BOTTLEGOURD	KG	53.08	60.00	50.00	40.00	50.00	55.00	40.00	40.00
LADY FINGER	KG	86.15	73.75	50.00	60.00	70.00	80.00	60.00	40.00
PEAS	KG	0.00	0.00	0.00	0.00	0.00	0.00	0.00	0.00
SPINACH	KG	33.08	32.50	30.00	30.00	30.00	20.00	20.00	20.00
TINDA	KG	63.08	72.50	30.00	60.00	60.00	50.00	30.00	30.00
TURAI	KG	53.08	75.00	50.00	60.00	60.00	60.00	40.00	30.00
KARAILA	KG	66.15	91.88	60.00	60.00	60.00	80.00	60.00	40.00
ARVI	KG	83.08	116.88	70.00	100.00	110.00	80.00	80.00	100.00
CHILLIES GREEN	KG	86.15	80.00	60.00	60.00	50.00	60.00	80.00	60.00
CARROT	KG	0.00	0.00	0.00	0.00	0.00	0.00	0.00	0.00
COCUMBER (KHEERA)	KG	53.08	80.63	50.00	60.00	70.00	60.00	50.00	60.00
LEMON	250GM	53.08	77.50	60.00	35.00	30.00	50.00	40.00	40.00
SUGAR REFINED	KG.	58.62	60.00	55.00	58.00	58.00	58.00	60.00	60.00
GUR AV.QLTY	KG.	103.08	100.00	75.00	85.00	85.00	85.00	85.00	80.00
HONEY LANGANESE 500 GM.	BOTTLE	800.00	800.00	800.00	740.00	740.00	750.00	820.00	750.00
MILO 200 GM.	BOTTLE	210.00	215.00	170.00	209.00	190.00	206.00	220.00	200.00
CUSTARD POWDER RAFHAN 300 GM.	PKT	75.00	75.00	70.00	75.00	75.00	75.00	70.00	75.00
TOFFEE (HILAL)	EACH	1.00	1.00	1.00	1.00	1.00	1.00	2.00	1.00
CHOWKELATE CANDY (SMALL SIZE)	EACH	5.00	5.00	5.00	5.00	5.00	5.00	5.00	5.00
SWEETMEAT (MIXED)	KG	486.15	380.00	350.00	300.00	300.00	380.00	440.00	350.00
ICE CREAM WALLS	CUP.	40.00	40.00	40.00	40.00	40.00	40.00	40.00	40.00
ICE	KG	10.00	10.00	20.00	10.00	10.00	9.00	15.00	10.00
JAM AHMED/MITCHELLES	BOTTLE	131.54	130.00	120.00	120.00	120.00	130.00	120.00	125.00
SQUASH-MITCHELLES	BOTTLE	150.00	160.00	140.00	160.00	160.00	150.00	135.00	150.00
ROOH AFZA	BOTTLE	150.00	160.00	150.00	150.00	150.00	155.00	150.00	150.00
JAM-E-SHIREEN	BOTTLE	160.00	160.00	150.00	160.00	160.00	155.00	150.00	150.00
SAUNF	50 GM	21.54	20.00	20.00	12.00	16.00	20.00	20.00	20.00
CINAMON LOOSE AV. QLTY	50 GM.	31.54	25.00	35.00	20.00	20.00	27.50	20.00	20.00
CUMINSEED WHITE NATIONAL	50 GM.	54.00	52.00	50.00	50.00	50.00	52.00	50.00	54.00
PEPPER BLACK NATIONAL	50 GM.	96.00	96.00	96.00	92.00	92.00	96.00	96.00	96.00
CLOVES LOOSE AV.QLTY	50 GM.	78.08	90.00	90.00	65.00	70.00	90.00	90.00	90.00
CARDAMOM LARGE LOOSE AV.QLTY	50 GM.	173.08	140.00	100.00	150.00	150.00	130.00	130.00	80.00
CARDAMOM SMALL AV.QLTY	50 GM.	86.15	98.75	100.00	60.00	65.00	82.50	100.00	70.00
SALT-POWDERED (LAHORI) LOOSE	KG.	12.00	10.00	8.00	10.00	10.00	12.50	10.00	10.00
SALT POWDERED (NATIONAL/SHAN)	PKT	25.00	25.00	25.00	20.00	20.00	25.00	25.00	25.00
CHILLIES POWD.NATIONAL 200GM	PKT	105.00	105.00	105.00	105.00	105.00	105.00	105.00	105.00
CHILLIES POWDER LOOS	KG.	306.15	285.00	250.00	220.00	178.25	265.00	235.00	260.00
CORRIANDER SEED POWD.NATIONAL	PKT	104.00	104.00	88.00	78.00	78.00	104.00	78.00	104.00
CORRIANDER SEED (LOOSE)	KG.	253.08	228.75	250.00	200.00	210.00	220.00	220.00	260.00
TURMERIC POWD.NATIONAL 50GM	PKT.	35.00	35.00	35.00	35.00	35.00	35.00	35.00	35.00
CURRY POWD. NATIONAL 200 GM	PKT.	86.00	87.00	86.00	86.00	86.00	87.00	86.00	86.00
TOMATO KETCHUP AHMED/MITCHL	BOTTLE	80.00	75.00	100.00	85.00	85.00	80.00	102.50	90.00
PICKLES AHMED/MITCHELLES	BOTTLE	100.00	105.00	95.00	90.00	90.00	110.00	110.00	125.00
VINEGAR SYNTHETIC (SIRKA)	BOTTLE	60.00	50.00	80.00	65.00	65.00	65.00	85.00	85.00
GARLIC	KG	186.15	160.00	170.00	160.00	170.00	170.00	145.00	160.00
GINGER	KG	159.23	200.00	230.00	160.00	170.00	180.00	200.00	180.00
TAPAL DANEDAR TEA 200GM PACKET	PKT	168.42	166.32	157.89	176.84	176.84	176.84	136.84	136.84
TEA LIPTON YELLOW LABEL 200GM.	PKT.	176.84	176.84	149.47	176.84	176.84	176.84	176.84	157.89
TEA LOOSE KENYA AV.QLTY 250GM.	PKT.	153.08	120.00	135.00	180.00	180.00	130.00	125.00	135.00
COFFEE-NESCAFE 75 GM. **	BOTTLE	320.00	300.00	320.00	300.00	300.00	320.00	345.00	360.00

Contd.

## 7.11 Intercity Consumer Prices October, 2015

Description	Unit	Karachi	Hyder- abad	Nawab- shah	Mirpur- khas	Mithi	Sukkar	Larkana	Dadu
COLD DRINK (STANDARD SIZ)	BOTTLE	25.00	25.00	25.00	25.00	25.00	25.00	25.00	25.00
FRUIT JUICE TETRA PACK	PKT.	18.00	20.00	20.00	15.00	15.00	15.00	15.00	15.00
MINERAL WATER NESTLE 1.5 LTR	BOTTLE	50.00	50.00	50.00	50.00	50.00	46.25	45.00	50.00
CIGARETTES K-2 10'S **	PKT	55.00	55.00	50.00	55.00	55.00	55.00	55.00	60.00
CIGARETTES CAPSTAN 10'S **	PKT	60.00	60.00	60.00	60.00	60.00	57.00	57.00	60.00
CIGARETTES GOLD LEAF 20'S	PKT	120.00	120.00	120.00	110.00	110.00	110.00	110.00	120.00
CIGARETTES MORVEN GOLD 20'S	PKT	60.00	60.00	50.00	60.00	60.00	57.00	60.00	60.00
BETEL LEAVES	50GM.	80.00	66.25	70.00	60.00	65.00	80.00	72.50	100.00
BETEL NUTS	KG.	286.15	266.25	240.00	280.00	280.00	320.00	260.00	320.00
LONG CLOTH 57" GUL AHMED/AL-KARAM	METER	180.00	210.00	300.00	170.00	170.00	230.00	195.00	230.00
SHIRTING AV.QLTY.	METER	153.08	140.00	200.00	100.00	100.00	120.00	130.00	130.00
PANT CLOTH W & WEAR AV.QLTY	METER	379.62	387.50	450.00	300.00	300.00	450.00	350.00	300.00
LAWN PRINTED GUL AHMED/AL-KARAM	METER	360.00	215.00	400.00	270.00	275.00	375.00	333.00	230.00
GEORGETTE AV.QLTY	METER	114.62	110.00	225.00	130.00	140.00	150.00	130.00	100.00
LINEN AV.QLTY ***	METER	159.23	130.00	150.00	140.00	150.00	140.00	175.00	120.00
HEAVY WT SUITING LAWERNCPUR AVG QLTY	METER	2200.00	1250.00	1400.00	1400.00	1400.00	1250.00	1100.00	900.00
HEAVY WT SUITING LAWERNCPUR SUP QLTY	METER	2700.00	2250.00	2300.00	1500.00	1500.00	1500.00	1300.00	1300.00
TROPICAL SUITING LAW.PUR	METER	1475.00	1100.00	925.00	900.00	900.00	1000.00	900.00	750.00
PANT BOY 24"/26" LENGTH.	EACH	515.38	420.00	900.00	400.00	350.00	400.00	325.00	550.00
SHIRT BOY 24"/26" LENGTH	EACH	415.38	375.00	800.00	300.00	300.00	400.00	320.00	450.00
SCHOOL UNI. PANT,SHIRT BOYS	SUIT	726.92	683.33	900.00	700.00	700.00	600.00	500.00	550.00
SCHOOL UNI. KAMEEZ,SHAL.BOYS	SUIT	565.38	633.33	800.00	600.00	600.00	600.00	550.00	475.00
SCHOOL UNI. KAMEEZ,SHAL.GIRL	SUIT	630.77	562.50	900.00	700.00	725.00	600.00	550.00	540.00
FROCK W/WEAR GIRLS	EACH	1061.54	1150.00	900.00	600.00	500.00	900.00	500.00	630.00
AWAMI-SUIT W & W(BOY) 24"/26	SUIT	926.92	700.00	1000.00	800.00	750.00	900.00	580.00	685.00
AWAMI-SUIT W&W (GENTS)AV.QLTY	SUIT	1592.31	1200.00	1600.00	1200.00	1000.00	1000.00	850.00	960.00
PULLOVER GENTS OXFORD/BON.	EACH	2800.00	2410.00	2800.00	2000.00	2000.00	2200.00	2085.00	2800.00
PULLOVER LADIES OXFORD/BON.	EACH	3000.00	2310.00	3000.00	1800.00	1800.00	2000.00	1800.00	2300.00
PULLOVER (GENTS) OTHERS A.QTY	EACH	861.54	900.00	1500.00	600.00	700.00	800.00	700.00	600.00
SECOND-HAND COAT FOR MEN	EACH	430.77	300.00	500.00	400.00	525.00	400.00	400.00	300.00
SECONDHAND SWEETER FOR MEN DUP QLTY	EACH	265.38	140.00	400.00	300.00	325.00	225.00	290.00	200.00
SECONDHAND WINTER JACKET	EACH	475.00	225.00	450.00	280.00	260.00	400.00	425.00	250.00
UNDERWEAR AV.QLTY MEDIUM SIZE	EACH	177.69	76.88	150.00	80.00	80.00	110.00	150.00	60.00
VEST FOR MEN AV.QLTY.	EACH	184.62	95.00	120.00	80.00	70.00	100.00	105.00	100.00
VEST/SHAMEEZ (WOMEN) AVG. QLTY	EACH	146.15	150.00	350.00	70.00	70.00	120.00	140.00	140.00
SOCKS NYLON (PAKISTANI)	PAIR	76.15	60.00	100.00	70.00	50.00	90.00	85.00	50.00
BRASSIER AV.QLTY.	EACH	179.23	111.25	250.00	125.00	80.00	135.00	180.00	100.00
BRASSIER SUP QLTY	EACH	329.23	200.00	400.00	350.00	350.00	300.00	280.00	200.00
DOPATTA GEORGETTE AV.QLTY.	EACH	243.08	200.00	350.00	300.00	300.00	225.00	300.00	250.00
DOPATTA COTTON AV GLTY	EACH	265.38	150.00	300.00	190.00	250.00	175.00	220.00	200.00
CHADDAR (W/WEAR) (2x2.5 MTR)	EACH	515.38	312.50	1000.00	350.00	350.00	275.00	520.00	350.00
LUNGI/DHOT(COTTON) AVG. QLTY	EACH	315.38	287.50	300.00	350.00	310.00	250.00	480.00	250.00
HANDKERCHIEF AVG. QLTY PAK	EACH	53.08	30.00	60.00	40.00	40.00	50.00	50.00	45.00
HANDKERCHIEF SUP. QLTY PAK	EACH	86.15	60.00	120.00	65.00	60.00	77.50	75.00	120.00
GLOVES AV QLTY	PAIR	53.08	60.00	80.00	70.00	60.00	90.00	55.00	100.00
AZARBAND COTTON AVG. QLTY	EACH	15.00	11.00	25.00	10.00	8.00	20.00	25.00	15.00
SEWING THREAD/REEL(ASLI PARI)	EACH	7.00	6.00	7.00	7.00	7.00	7.00	7.00	7.00
WASHING CHARGES PAINT & SHIRT	SUIT	73.08	95.00	50.00	60.00	50.00	55.00	60.00	40.00
DRY CLEANING SUIT COAT PANT	SUIT	315.38	246.67	150.00	200.00	200.00	250.00	270.00	160.00
WASHING CH. (KAMIZ-SHALWAR)	PAIR	73.08	65.00	80.00	50.00	50.00	50.00	50.00	30.00
TAILORING SHIRT	EACH	415.38	337.50	450.00	200.00	250.00	400.00	375.00	200.00
TAILORING CHARGES PANT (MEN)	EACH	696.15	662.50	500.00	250.00	250.00	600.00	550.00	300.00
TAILORING COAT-PANT SUIT	SUIT	5153.85	3450.00	4000.00	3000.00	3000.00	4000.00	3200.00	3200.00
TAILORING AWAMI-SUIT (MALE)	SUIT	592.31	621.88	600.00	400.00	300.00	550.00	600.00	475.00
TAILORING SUIT FEMALE	SUIT	661.54	431.25	500.00	400.00	300.00	550.00	600.00	250.00
GENTS SHOES PAUL BATA	PAIR	1199.00	1199.00	1199.00	1199.00	1199.00	1199.00	1199.00	1199.00
GENTS SANDAL BATA	PAIR	699.00	699.00	699.00	699.00	699.00	699.00	699.00	699.00
GENTS SPOUNG CHAPPAL BATA	PAIR	179.00	179.00	179.00	179.00	179.00	179.00	179.00	179.00
LADIES SANDAL BATA	PAIR	499.00	499.00	499.00	499.00	499.00	499.00	499.00	499.00
LADIES SPOUNG CHAPPAL BATA	PAIR	179.00	179.00	179.00	179.00	179.00	179.00	179.00	179.00
CHILD SHOE POWER LITE BATA	PAIR	599.00	599.00	599.00	599.00	599.00	599.00	599.00	599.00
GENTS SHOE, ART 1109 SERVICE	PAIR	999.00	999.00	999.00	999.00	999.00	999.00	999.00	999.00

Contd.

### 7.11 Intercity Consumer Prices October, 2015

Description	Unit	Karachi	Hyder- abad	Nawab- shah	Mirpur- khas	Mithi	Sukkar	Larkana	Dadu
NYLON JOGGER 27 SIZE 2-5 ***	PAIR	1299.00	1299.00	1299.00	1299.00	1299.00	1299.00	1299.00	1299.00
CHINA FOOT WEAR AV. QLTY (MALE) *	PAIR	780.77	550.00	600.00	450.00	400.00	500.00	750.00	800.00
CHINA FOOT WEAR AV. QLTY (FEMALE) *	PAIR	761.54	400.00	400.00	250.00	240.00	425.00	300.00	450.00
CHINA FOOT WEAR AV. QLTY (CHILDREN) *	PAIR	630.77	400.00	380.00	200.00	220.00	425.00	300.00	591.00
SHOE REPAIR HALF SOLE	PAIR	129.23	80.00	80.00	70.00	50.00	65.00	170.00	50.00
SHOES POLISH CHARGES AVERAGE SHOP	PAIR	20.00	15.00	20.00	12.50	10.00	15.00	20.00	10.00
HOUSE RENT (combined)	MONTH	10359.00	5589.00	3500.00	4703.00	3300.00	5449.00	3991.00	3236.00
rent 2	pm	10359.00	5589.00	3500.00	4703.00	3300.00	5449.00	3991.00	3236.00
RENT3	PM	10359.00	5589.00	3500.00	4703.00	3300.00	5449.00	3991.00	3236.00
RENT4	PM	10359.00	5589.00	3500.00	4703.00	3300.00	5449.00	3991.00	3236.00
RENT5	PM	10359.00	5589.00	3500.00	4703.00	3300.00	5449.00	3991.00	3236.00
RENT6	PM	10359.00	5589.00	3500.00	4703.00	3300.00	5449.00	3991.00	3236.00
SYNTHETIC ENEMAL ROBIALAC BALTI 3.64 LTR.	EACH	1880.00	1609.50	1580.00	1850.00	1850.00	1900.00	2100.00	1700.00
SYNTHETIC ENEMAL ICI BALTI 3.64 LTR.	EACH	1880.00	2070.00	1890.00	1850.00	1850.00	1900.00	2100.00	1700.00
CEMENT (LOCAL) SPECIFY BRAND NAME	BAG	543.08	545.00	540.00	530.00	530.00	550.00	530.00	530.00
BRICKS (NEW) IST CLASS	P/1000	0.00	5000.00	5500.00	4000.00	5000.00	5000.00	4900.00	4000.00
CEMENT BLOCKS (6"x8"x12")	P/100	3061.54	0.00	0.00	0.00	0.00	0.00	0.00	0.00
BAJREE	100CFT	4807.69	2862.50	2200.00	2700.00	4500.00	3500.00	3900.00	2500.00
SAND (BLACK PIT SAND)	K100CFT	0.00	0.00	2000.00	0.00	2000.00	1500.00	2000.00	2000.00
TIMBER SHESHAM LOG IST QUALITY	cubmt.	56000.00	38860.00	0.00	0.00	0.00	37022.00	42377.00	55500.00
IRON BAR (M.S. BAR) 1/2"	P/TON	64307.69	62000.00	76000.00	64000.00	64500.00	64000.00	64000.00	63000.00
CARPANTER WAGE RATE	P/DAY	861.54	900.00	900.00	700.00	600.00	750.00	800.00	600.00
MASON (RAJ) WAGE RATE	P/DAY	1061.54	900.00	1000.00	700.00	600.00	750.00	800.00	800.00
UNSKILLED LABOUR WAGE RATE	P/DAY	630.77	550.00	450.00	400.00	400.00	400.00	400.00	350.00
PLUMBER WAGE RSTE	P/DAY	861.54	900.00	800.00	700.00	600.00	750.00	600.00	450.00
ELECTICIAN WAGE RATE PER DAY **	P/DAY	700.00	900.00	700.00	0.00	0.00	0.00	600.00	400.00
ELECTICIAN WAGE RATE PER POINT **	P/PNT	159.23	100.00	200.00	100.00	75.00	87.50	120.00	60.00
WATER CHARGES PER HOUSE	P/MONTH	117.50	191.00	40.00	40.00	200.00	57.50	150.00	35.00
ELECT.CHARGES UPTO 50 UNITS	P/UNIT	2.00	2.00	2.00	2.00	2.00	2.00	2.00	2.00
ELECT.CHARGES 01 - 100 UNIT	P/UNIT	6.18	6.18	6.18	6.18	6.18	6.18	6.18	6.18
ELECT.CHARGES 101 - 300 UNIT	P/UNIT	9.54	9.54	9.54	9.54	9.54	9.54	9.54	9.54
ELECT.CHARGES 301 - 1000 UNIT	P/UNIT	16.39	16.39	16.39	16.39	16.39	16.39	16.39	16.39
ELECT.CHARGES ABOVE 1000 UNIT	P/UNIT	18.39	18.39	18.39	18.39	18.39	18.39	18.39	18.39
ELEC	PM	10.50	10.50	10.50	10.50	10.50	10.50	10.50	10.50
GAS CHRg upto 3.3719 MMBTU	MMBTU	128.70	128.70	128.70	128.70	0.00	128.70	128.70	128.70
GAS CHRg 3.3719 - 6.7438 MMBTU	MMBTU	257.40	257.40	257.40	257.40	0.00	257.40	257.40	257.40
GAS CHRg 6.7438 - 10.1157 MMBTU	MMBTU	257.40	257.40	257.40	257.40	0.00	257.40	257.40	257.40
GAS CHRg10.1157 - 13.4876 MMBTU	MMBTU	702.00	702.00	702.00	702.00	0.00	702.00	702.00	702.00
GAS	PM	702.00	702.00	702.00	702.00	0.00	702.00	702.00	702.00
GAS	PM	409.50	409.50	409.50	409.50	0.00	409.50	409.50	409.50
KEROSENE OIL	LTR	98.85	90.00	100.00	90.00	100.00	78.50	100.00	120.00
FIREWOOD WHOLE	40 KG.	615.38	425.00	450.00	450.00	400.00	400.00	425.00	450.00
CHAIR SHESHAM WOOD WITH ARMS **	EACH	1630.77	900.00	2000.00	1000.00	1100.00	1750.00	2500.00	1300.00
CHAIR PLASTIC (CHAIRMAN) AVERAGE QUALITY	EACH	880.77	650.00	800.00	500.00	650.00	700.00	850.00	800.00
TABLE SHESHAM WOOD (4X2X5") ***	EACH	6653.85	3616.67	6000.00	2600.00	2800.00	4500.00	7900.00	5500.00
SOFASET WOODEN WITH FOAM SEAT **	SET	19230.77	11166.67	18000.00	12000.00	12000.00	12500.00	15500.00	20000.00
COT IRON (WITH NIWAR)AV.QLTY.	EACH	2592.31	1500.00	2500.00	2000.00	2000.00	2250.00	3500.00	2600.00
ALMIRAH (STEEL) 6'X3' 20 GUAGE	EACH	9807.69	6416.67	10000.00	6500.00	7000.00	12000.00	10000.00	14000.00
DINNING TABLE 6 CHAIRS A.QLTY	SET	15615.38	13500.00	21000.00	11000.00	11000.00	19500.00	17000.00	25000.00
SINGLE BED WITHOUT FOAM MED.	EACH	6153.85	5533.33	6800.00	3500.00	3800.00	8000.00	5000.00	6500.00
MATRESS SINGLE(4"THICK)	EACH	5200.00	4750.00	4800.00	6100.00	6100.00	4500.00	5000.00	6100.00
FARSHI DARI 12'X9' AV.QLTY	EACH	1492.31	866.67	1450.00	850.00	850.00	900.00	1300.00	800.00
DARI COTTON (6'x2 1/2') AV.QL	EACH	565.38	323.33	700.00	400.00	500.00	350.00	575.00	300.00
CARPET PLAIN AV. QLTY	SQFT.	66.54	36.00	38.00	35.00	40.00	32.50	90.00	22.00
QUILT (LIHAF) 3 KG. COTTON	EACH	1530.77	512.50	900.00	600.00	700.00	900.00	800.00	600.00
BLANKET (90" x 54")	EACH	2792.31	2500.00	4000.00	2000.00	2200.00	3750.00	3100.00	3500.00
BEDSHEET SINGLE BED SUP.QLTY	EACH	830.77	333.33	700.00	400.00	400.00	500.00	850.00	600.00
BED SHEET DOUBLE WITH TWO PILLOW COVERS SUP QLTY	SET	1592.31	575.00	1300.00	600.00	600.00	900.00	1250.00	1100.00
TOWEL(3'x2') AV. QALTY	EACH	265.38	180.00	300.00	140.00	150.00	237.50	235.00	150.00
CEILING FAN 48" SUPER QLTY **	EACH	3500.00	2600.00	3000.00	2900.00	2900.00	2850.00	3600.00	2500.00
PEDESTAL FAN 22" SUPER QLTY	EACH	4400.00	3800.00	3800.00	4000.00	4000.00	3850.00	4600.00	3800.00
REFG. DAWLENCE 10 CFT. D.DOOR	EACH	31100.00	30900.00	28000.00	30000.00	30000.00	33500.00	32000.00	28500.00

Contd.

## 7.11 Intercity Consumer Prices October, 2015

Description	Unit	Karachi	Hyder- abad	Nawab- shah	Mirpur- khas	Mithi	Sukkar	Larkana	Dadu
D-FREEZER WAVES 8 CFT.	EACH	28100.00	27900.00	28000.00	28900.00	29000.00	30000.00	33000.00	25000.00
AIRCONDITIONER 1.5 TON PEL	EACH	40000.00	41800.00	41000.00	41800.00	41800.00	52000.00	47000.00	55000.00
SPLIT AIR CONDITIONER 1.5 TON (SPECIFY BRAND NAME)	EACH	44500.00	42500.00	45000.00	46000.00	46500.00	42000.00	48500.00	44000.00
AIRCOCOOLER SUPER ASIA	EACH	9200.00	8500.00	9000.00	10000.00	9000.00	12300.00	12500.00	11000.00
WASHING MACHINE SINGER	EACH	15600.00	15600.00	14700.00	15600.00	15600.00	15900.00	15600.00	14700.00
SEWING MACHINE(SINGER)	EACH	6795.00	6095.00	5200.00	5860.00	5860.00	5860.00	5860.00	5200.00
GIZER LARGE SIZE 30 GALLON CAPACITY SUP QLTY	EACH	21000.00	22100.00	20000.00	15500.00	15600.00	16000.00	15600.00	14000.00
GAS BURNER DOUBLE SPFY.BRAND	EACH	2061.54	1500.00	1800.00	1600.00	1700.00	1800.00	1800.00	2000.00
ELECT. IRON PHILIPS MDL.1120	EACH	1600.00	1700.00	2000.00	1200.00	1500.00	1700.00	2100.00	2000.00
ELECTRIC JUICER FOR APPLE	EACH	4500.00	3600.00	6000.00	3000.00	3000.00	1700.00	5000.00	3500.00
S.STEEL DEGHCHI MEDIUM SIZE ***	EACH	715.38	500.00	700.00	480.00	490.00	600.00	500.00	500.00
ALUMINIUM COOKING PAN (DEGCHI ) MED SIZE	EACH	715.38	450.00	360.00	370.00	380.00	450.00	460.00	450.00
NON STICK COOKING PAN (DEGCHI ) SUP. QLTY	EACH	915.38	550.00	1000.00	550.00	560.00	550.00	560.00	900.00
FRYING PAN STEEL AVG. QLTY MED. SIZE	EACH	380.77	200.00	350.00	260.00	260.00	300.00	450.00	190.00
TAWA IORN (MEDIUM SIZE) AVG. QLTY	EACH	365.38	218.75	350.00	250.00	250.00	300.00	400.00	190.00
S.STEEL PLATE A.QLTY.(M.SIZE)	EACH	93.08	40.63	80.00	55.00	60.00	70.00	120.00	80.00
TABLE SPOON S.STEEL SUP.QLTY.	DOZEN	270.00	300.00	320.00	250.00	280.00	350.00	580.00	250.00
WATER SET JUG+6 GLASSES (OMROC)	SET	615.38	400.00	480.00	350.00	370.00	550.00	475.00	600.00
TEA SET PAK. CHINAWARE 21 PCS.	SET	1624.62	950.00	1700.00	1250.00	1450.00	1750.00	1450.00	2500.00
DINNER SET PLASTIC 72 PIECES SUPERIOR QLTY	SET	7153.85	3000.00	5000.00	2600.00	2200.00	6250.00	2900.00	6200.00
HOTPOT SET PLASTIC 3 PCS.	SET	1330.77	1012.50	1200.00	1000.00	1000.00	1500.00	1550.00	1200.00
BUCKET(BALTI) PLASTIC MED.SIZ	EACH	415.38	270.00	700.00	300.00	290.00	300.00	450.00	300.00
LOTA PLASTIC (MED SIZE) AVERAGE QUALITY	EACH	83.08	50.00	60.00	50.00	50.00	67.50	55.00	50.00
PRESURE COOKER 4 LTR.	EACH	1861.54	900.00	1800.00	850.00	900.00	1500.00	1000.00	1300.00
WATER COOLER 9/10 LTR.PLASTIC ***	EACH	615.38	400.00	800.00	600.00	630.00	600.00	500.00	500.00
THERMOS STARVAC 1 LTR	EACH	393.85	300.00	550.00	350.00	350.00	650.00	460.00	500.00
BULB PHILIPS 100-WATTS	EACH	35.00	30.00	32.00	30.00	30.00	30.00	30.00	35.00
TUBE LIGHT PHILIPS 40 WATTS	EACH	100.00	100.00	110.00	110.00	110.00	97.50	95.00	120.00
ELECTRIC BLUBS "0" WATTE LOCAL	EACH	25.00	25.00	25.00	20.00	20.00	22.00	20.00	20.00
ELECTRIC BLUB ENERGY SAVER 14 WATTS	EACH	170.00	160.00	160.00	110.00	110.00	155.00	175.00	120.00
WASHING SOAP 250 GMS SPECIFY BRAND NAME	EACH	20.00	30.00	35.00	27.00	25.00	30.00	35.00	30.00
SURF EXCEL 400 GMS POLY BAG	EACH	125.00	110.00	125.00	125.00	125.00	110.00	125.00	125.00
WASHING POWDER 1000 GRM	EACH	185.00	185.00	180.00	175.00	175.00	185.00	185.00	185.00
WASHING POWDER (WHEEL/ BONUS) 100 GRAMS	EACH	95.00	95.00	95.00	85.00	85.00	95.00	85.00	90.00
CLEANSER POWDER VIM 1000 GM	PKT.	72.22	77.78	72.22	66.67	66.67	72.22	66.67	66.67
FINIS 500 ML	BOTTLE	180.00	225.00	200.00	125.00	125.00	180.00	165.00	225.00
PHNYLE TYPHONE/FINIS/CARRANITE 3 LITRES	BOTTLE	120.00	120.00	150.00	110.00	110.00	135.00	120.00	140.00
HARPIC	BOTTLE	145.00	145.00	145.00	125.00	125.00	145.00	145.00	145.00
BOOT POLISH CHERRY/KIWI 50ML	EACH	100.00	119.05	100.00	100.00	100.00	100.00	100.00	100.00
ROBIN BLUE (35 GRAMS)	PKT.	35.00	25.67	35.00	30.00	30.00	30.00	30.00	45.00
TISSU PAPER PERFUMED 100 PCS.	PKT	123.08	110.00	100.00	90.00	90.00	100.00	120.00	100.00
TOILET PAPER ROLL (R.PETEL)	P/ROLL	42.00	32.00	40.00	35.00	35.00	35.00	35.00	30.00
BOOT POLISH LIQUID CHEERY BLOSSOM KIWI 75 ML	BOTTLE	140.00	135.00	150.00	120.00	120.00	140.00	120.00	130.00
MATCH BOX SMALL	EACH	2.00	2.00	3.00	3.00	3.00	2.00	2.00	2.00
DRY CELL 1.5 VOLT(LOCAL)	EACH	15.00	15.00	25.00	20.00	20.00	25.00	20.00	25.00
HAND STITCHING NEEDLE M.SIZE	PACKET	8.00	6.00	8.00	5.00	5.00	10.00	9.00	6.00
SEWING MACHINE NEEDLE (SINGER)	EACH	5.00	6.00	8.00	5.00	5.00	8.00	7.00	5.00
HOUSEHOLD SERVANT FEMALE P/T	P/MMNTH	2653.85	1025.00	2000.00	600.00	800.00	1500.00	1250.00	1500.00
MARRIAGE HALL WITH FURNITURE	P/HEAD	301.54	95.63	70.00	90.00	60.00	100.00	150.00	60.00
SEPTRAN TABLETS	10TAB.	15.00	15.00	15.00	15.00	15.00	15.00	15.00	15.00
BRUFEN TABS 200-MG.	10TAB.	10.00	10.00	10.00	10.00	10.00	10.00	10.00	10.00
PANADOL TAB. EXTRA/PLAIN	10TAB.	10.00	10.00	10.00	10.00	10.00	10.00	10.00	10.00
DISPRIN TAB.	10TAB.	10.00	10.00	10.00	10.00	10.00	10.00	10.00	10.00
TRISIL TAB.	10 TAB	10.00	10.00	10.00	10.00	10.00	10.00	10.00	10.00
FLAGYL TAB. 200 MG.	10TAB.	10.00	10.00	10.00	10.00	10.00	10.00	10.00	10.00
VENTOLIN TAB. 2MG.	10TAB.	9.00	9.00	9.00	9.00	9.00	9.00	9.00	9.00
DAONIL TAB. 5 MG.	10TAB.	17.00	17.00	17.00	17.00	17.00	17.00	17.00	17.00
ENTOX TAB.	10TAB.	10.00	10.00	10.00	10.00	10.00	10.00	10.00	10.00
RENITEC TAB. 5 MG.	10TAB.	59.00	59.00	59.00	59.00	59.00	59.00	59.00	59.00
CAC. 1000 TAB	BOTTLE	122.00	122.00	122.00	122.00	122.00	122.00	122.00	122.00
AMOXIL CAPSOLE 250 MG.S	10CAP.	36.00	36.00	36.00	36.00	36.00	36.00	36.00	36.00
CALCIUM SYRUP SANDOZ	BOTTLE	64.00	64.00	64.00	64.00	64.00	64.00	64.00	64.00

Contd.



### 7.11 Intercity Consumer Prices October, 2015

Description	Unit	Karachi	Hydr- abad	Nawab- shah	Mirpur- khas	Mithi	Sukkar	Larkana	Dadu
LEDERPLEX SYRUP	BOTTLE	35.00	35.00	35.00	35.00	35.00	35.00	35.00	35.00
SANCOS SYRUP (50 ML.)	BOTTLE	30.00	30.00	30.00	30.00	30.00	30.00	30.00	30.00
PHENERGAN SYRUP 120 ML.	BOTTLE	33.00	33.00	33.00	33.00	33.00	33.00	33.00	33.00
CALPOL SYRUP 60 ML.	BOTTLE	28.00	28.00	28.00	28.00	28.00	28.00	28.00	28.00
HYDRYLLIN SYRUP 120 ML.	BOTTLE	65.00	65.00	65.00	65.00	65.00	65.00	65.00	65.00
POLYFAX EYE OINTMENT	TUBE	21.00	21.00	21.00	21.00	21.00	21.00	21.00	21.00
BETNESOL EYE DROPS	BOTTLE	33.89	33.89	33.89	33.89	33.89	33.89	33.89	33.89
EAR DROPS (CARDISPORINE) ***	BOTTLE	21.00	21.00	21.00	21.00	21.00	21.00	21.00	21.00
BETNOVATE-N OINTMENT 5 GMS	TUBE	16.00	16.00	16.00	16.00	16.00	16.00	16.00	16.00
BURNOL CREAM 30 GRM	TUBE	16.00	16.00	16.00	16.00	16.00	16.00	16.00	16.00
VICKS VAPORUB/BALM	BOTTLE	36.00	36.00	36.00	36.00	36.00	36.00	36.00	36.00
GLYCRINE SMALL BOTTLE	BOTTLE	20.00	25.00	25.00	20.00	15.00	15.00	15.00	27.50
JOUHAR JOSHANDA	PKT.	8.00	8.00	6.00	6.00	6.00	8.00	6.00	6.00
GALXOS-D (450 GRMS)	PKT.	157.50	157.50	151.88	151.88	151.88	157.50	157.50	151.88
GRIPE-WATER WOODWARDS	BOTTLE	55.00	50.00	50.00	50.00	50.00	55.00	50.00	55.00
SANIPLAST ONE PUTTY	EACH	2.00	2.00	2.00	1.00	1.00	2.00	2.00	2.00
O.R.S. (NIMCOL)	PKT.	15.00	15.00	15.00	15.00	15.00	15.00	15.00	15.00
DETTOL (MEDIUM)	BOTTLE	46.80	46.80	46.80	46.80	46.80	46.80	46.80	46.80
COTTON BANDAGE 2" - 4"	EACH	8.62	8.00	8.00	15.00	15.00	12.50	15.00	10.00
THERMOMETER CHINA	EACH	40.00	30.00	40.00	40.00	35.00	40.00	35.00	50.00
DOCTOR (MBBS) CLINIC FEE	P/PAT.	100.00	100.00	200.00	100.00	100.00	100.00	300.00	150.00
URINE TEST (DR) CHARGES	P/TEST	129.23	90.00	140.00	70.00	70.00	170.00	100.00	50.00
BLOOD TEST (CP) CHARGES	P/TEST	265.38	212.50	300.00	200.00	200.00	290.00	200.00	200.00
SUGAR TEST (RANDOM/FASTING BOTH) CHARGES	P/TEST	315.38	160.00	240.00	200.00	200.00	200.00	240.00	120.00
ECG CHARGES	P/TEST	361.54	213.13	350.00	200.00	200.00	350.00	200.00	200.00
X-RAY (CHEST) CHARGES	P/X-RAY	330.77	209.38	400.00	200.00	200.00	300.00	350.00	200.00
CAR SUZUKI 800 CC (W/O. A/C)	EACH	625000.00	625000.00	625000.00	625000.00	0.00	625000.00	632000.00	0.00
CAR SUZUKI 1000 CC	EACH	1034000.00	1034000.00	1044000.00	1044000.00	0.00	0.00	0.00	0.00
CAR TOYOTA 1300 CC	EACH	1682500.00	1561500.00	1568000.00	0.00	0.00	0.00	0.00	0.00
CAR HONDA CIVIC	EACH	2035000.00	0.00	2033000.00	0.00	0.00	0.00	0.00	0.00
MOTORCYCLE HONDA CD-70.	EACH	63500.00	63500.00	69000.00	63500.00	63500.00	64000.00	63500.00	63500.00
MOTORCYCLE YAMAHA 100CC.	EACH	78600.00	79300.00	79300.00	0.00	0.00	78500.00	79300.00	0.00
MOTOR CYCLE HERO 70 CC	EACH	46000.00	43000.00	44000.00	44500.00	0.00	43000.00	42500.00	0.00
BICYCLE WITH TYRES & TUBES	EACH	6300.00	7600.00	9300.00	7500.00	7900.00	7600.00	7900.00	7000.00
TYRE CAR WITH TUBE GENERAL	EACH	3500.00	2800.00	3800.00	3300.00	3400.00	3200.00	3800.00	4000.00
TYRE MOTOR CYCLE WITHOUT TUBE	EACH	1357.69	1100.00	1210.00	1250.00	1280.00	1200.00	1300.00	1300.00
TYRE CYCLE SPECIFY BRAND NAME	EACH	365.38	350.00	400.00	380.00	390.00	350.00	380.00	420.00
TYRE CAR W/O TUBE	EACH	3061.54	3000.00	3200.00	3100.00	3150.00	2700.00	2700.00	3600.00
PETROL SUPER	LITRE	73.76	73.76	73.76	73.76	73.76	73.76	73.76	73.76
HIGH SPEED DIESEL HSD	LITRE	82.04	82.04	82.04	82.04	82.04	82.04	82.04	82.04
CNG	K.G.	67.50	67.50	0.00	67.50	0.00	67.50	67.50	67.50
GAS CYLINDER STAND. SIZE	EACH	880.00	990.00	1100.00	1050.00	1100.00	1100.00	1067.00	1210.00
MOTOR CYCLE SERVICE CHARGES	EACH	365.38	300.00	250.00	250.00	250.00	250.00	400.00	250.00
CAR SERVICE CHARGES	EACH	430.77	450.00	500.00	300.00	300.00	350.00	550.00	400.00
TYRE PUNCTURE CHARGES	EACH	50.00	60.00	70.00	70.00	50.00	75.00	75.00	80.00
CYCLE OVERHAULING CHARGES	EACH	200.00	300.00	275.00	200.00	200.00	200.00	300.00	200.00
CAR TAX FOR 800CC TO 1300CC	YEARLY	1750.00	1750.00	1750.00	1750.00	1750.00	1750.00	1750.00	1750.00
TRAIN FARE ECO. 1-100 KM.	P/KM.	0.68	0.68	0.68	0.68	0.00	0.68	0.68	0.68
TRAIN FARE ECO. 101-500 KM.	P/KM.	0.98	0.98	0.98	0.98	0.00	0.98	0.98	0.98
TRAIN FARE ECO. > 500 KM.	P/KM.	0.89	0.89	0.89	0.89	0.00	0.89	0.89	0.89
TRAIN FARE IST SLP. 1-100KM	P/KM.	2.10	2.10	2.10	2.10	0.00	2.10	2.10	2.10
TRAIN FARE IST SLP.101-500 KM	P/KM.	2.59	2.59	2.59	2.59	0.00	2.59	2.59	2.59
TRAIN FARE IST SLP. > 500 KM	P/KM.	1.99	1.99	1.99	1.99	0.00	1.99	1.99	1.99
TRAIN FARE A/C SLP. 1-100KM.	P/KM	5.76	5.76	5.76	5.76	0.00	5.76	5.76	5.76
TRAIN FARE A/C SLP.101-500KM	P/KM.	4.59	4.59	4.73	4.59	0.00	4.59	4.59	4.59
TRAIN FARE A/C SLP > 500KM.	P/KM	4.16	4.16	4.16	4.16	0.00	4.16	4.16	4.16
PLATEFORM TICKET	EACH	10.00	10.00	10.00	10.00	0.00	10.00	10.00	10.00
AUTO RICKSHAW FARES	KM/MIN	75.00	40.00	80.00	60.00	90.00	80.00	50.00	40.00
FULL TONGA CHARGES	KM/MIN	70.00	60.00	35.00	40.00	0.00	80.00	65.00	0.00
TAXI 4 SEATER FARE	KM/MIN	75.00	60.00	100.00	90.00	90.00	80.00	60.00	60.00
BUS FARE MIN (WITHIN CITY)	TICKET	10.00	10.00	0.00	10.00	0.00	0.00	0.00	0.00
BUS FARE MAX (WITHIN CIT	TICKET	15.00	15.00	0.00	15.00	0.00	0.00	0.00	0.00

Contd.

## 7.11 Intercity Consumer Prices October, 2015

Description	Unit	Karachi	Hyder- abad	Nawab- shah	Mirpur- khas	Mithi	Sukkar	Larkana	Dadu
BUS FARE OUTSIDE CITY	P/KM.	0.88	0.88	0.88	0.88	0.88	0.88	0.88	0.88
A/C BUS FARE OUTSIDE CITY	P/KM.	1.50	1.50	1.50	1.50	1.50	1.50	1.50	1.50
MINIBUS FARE MIN.WITH IN CITY	TICKET	10.00	10.00	0.00	0.00	0.00	0.00	0.00	0.00
MINIBUS FARE MAX.WITH IN CITY	TICKET	16.00	16.00	0.00	0.00	0.00	0.00	0.00	0.00
SUZUKI FARE MIN.WITH IN CITY	TICKET	10.00	10.00	0.00	10.00	0.00	7.00	10.00	0.00
SUZUKI FARE MAXIMUM W.IN CITY	TICKET	16.54	15.00	0.00	10.00	0.00	15.00	10.00	0.00
AIR FARE ECONOMY CLASS.	P/KM.	19.26	19.26	19.26	0.00	0.00	19.26	19.26	0.00
POSTAL ENVELOPE DOMESTIC	EACH	8.00	8.00	8.00	8.00	8.00	8.00	8.00	8.00
ENVELOPE FOR SAUDI ARABIA	EACH	50.00	50.00	50.00	50.00	50.00	50.00	50.00	45.00
POSTAL REGISTRATION CHARGES	EACH	28.00	28.00	28.00	28.00	28.00	28.00	28.00	28.00
U.M.S. REG CHARGES MIN.	EACH	58.00	59.00	58.00	58.00	58.00	59.00	58.00	58.00
T.C.S. CH. MIN.WITH IN ZONE	EACH	120.00	150.00	110.00	110.00	110.00	110.00	110.00	110.00
TELEPHONE CHARGES LOCAL CALL	P/CALL	3.94	3.94	3.94	3.94	3.94	3.94	3.94	3.94
TEL CHARGES OUT SIDE CITY	P/CALL	3.94	3.94	3.94	3.94	3.94	3.94	3.94	3.94
INTERNET CHARGES	P/HOUR	20.00	25.00	30.00	20.00	20.00	30.00	20.00	30.00
MOBILE CELL CHARGES	P/UNIT	3.00	3.00	3.06	3.00	3.00	3.00	3.50	3.06
FAX CHARGES (LOCAL)	P/PAGE	15.00	20.00	15.00	15.00	20.00	20.00	20.00	20.00
TELEPHONE SET AV. QLTY	EACH	815.38	500.00	500.00	600.00	650.00	575.00	875.00	550.00
MOBILE SET NOKIA/SONY/ERICSON/SAMSUNG WITHOUT CAMERA	EACH	2600.00	2200.00	2500.00	2250.00	2300.00	2700.00	3200.00	2400.00
T.V. 20" COLORED WEGA H-A21.	EACH	19500.00	17300.00	18000.00	18000.00	18000.00	17500.00	20500.00	17000.00
T.V 20" COLOR CHINA(KORIA)	EACH	12000.00	10750.00	11000.00	10000.00	10000.00	12000.00	9000.00	11000.00
V.C.P. PANASONIC/LG/NAT	EACH	4000.00	5000.00	5000.00	6000.00	6000.00	5600.00	4800.00	4500.00
DVD/VCD PLAYER PANASONIC/LG	EACH	4500.00	3500.00	5000.00	3500.00	3000.00	4500.00	3000.00	2750.00
RADIO WITH C.PLAYER NATIONAL	EACH	2000.00	3500.00	3500.00	1500.00	1500.00	2000.00	2900.00	2000.00
PERSONNEL COMPUTER (BRANDED)	EACH	40000.00	31200.00	58000.00	46000.00	46000.00	45000.00	45000.00	27000.00
VID. CASSETTE BLK. TDK/SONY	EACH	140.00	120.00	200.00	120.00	120.00	140.00	170.00	160.00
COM. C.D. (TDK/IMATION)	EACH	50.00	80.00	60.00	50.00	55.00	50.00	55.00	40.00
TAPE RECORDER CASSETTE BLANK	EACH	50.00	60.00	50.00	50.00	55.00	50.00	55.00	50.00
VIDEO GAME SEGA 16 BYTE	EACH	1400.00	1000.00	1100.00	1800.00	0.00	1350.00	1500.00	1150.00
CINEMA A/C. HIGH CLASS	TICKET	150.00	60.00	0.00	30.00	0.00	0.00	0.00	0.00
CINEMA NON-A/C HIGH CLASS	TICKET	120.00	40.00	50.00	20.00	0.00	0.00	60.00	20.00
CABLE CHARGES	PER MONT	400.00	300.00	250.00	300.00	200.00	300.00	375.00	300.00
TV.LICENCE FEE DOMESTIC	YEARLY	420.00	420.00	420.00	420.00	420.00	420.00	420.00	420.00
ENGLISH BOOK CLASS V1	EACH	56.65	56.65	56.65	56.65	56.65	56.65	56.65	56.65
ENGLISH BOOK CLASS IX OR X	EACH	43.15	43.15	43.15	43.15	43.15	43.15	43.15	43.15
ENG. BOOK IST.YR COMPLETE SET	EACH	118.15	118.15	118.15	118.15	118.15	118.15	118.15	118.15
ENGLISH BOOK BA/B.SC	EACH	150.00	150.00	150.00	150.00	150.00	150.00	150.00	150.00
URDU BOOK CLASS V (T.B.BORD)	EACH	64.80	64.80	64.80	64.80	64.80	64.80	64.80	64.80
URDU BOOK CLASS IX/X(T.B.B)	EACH	53.35	53.35	53.35	53.35	53.35	53.35	53.35	53.35
URDU BOOK IST.YEAR/INTER	EACH	46.10	46.10	46.10	46.10	46.10	46.10	46.10	46.10
URDU BOOK BA/B.SC	EACH	120.00	120.00	120.00	120.00	120.00	120.00	120.00	120.00
MATHS BOOK CALSS V (T.B.B)	EACH	54.75	54.75	54.75	54.75	54.75	54.75	54.75	54.75
MATHS BOOK CLASS IX OR X	EACH	191.85	191.85	191.85	191.85	191.85	191.85	191.85	191.85
MATHS BOOK IST.YEAR (T.B.B)	EACH	115.90	115.90	115.90	115.90	115.90	115.90	115.90	115.90
PAKISTAN STUDIES BOOK BA/B.SC	EACH	125.00	125.00	125.00	125.00	125.00	125.00	125.00	125.00
DAILY "DAWN"	P/COPY	19.00	19.00	19.00	19.00	19.00	19.00	19.00	19.00
DAILY "JANG"	P/COPY	12.00	12.00	12.00	12.00	12.00	12.00	12.00	12.00
DAILY "NAWA-E-WAQT"	P/COPY	12.00	12.00	12.00	12.00	12.00	12.00	12.00	12.00
WEEKLY "AKHBAR-E-JAHAN"	P/COPY	55.00	55.00	55.00	55.00	55.00	55.00	55.00	55.00
WEEKLY "MAG"	P/COPY	45.00	45.00	45.00	45.00	45.00	45.00	45.00	45.00
MONTHLY "NAUNEHAL DIGEST"	P/COPY	35.00	35.00	35.00	35.00	35.00	35.00	35.00	35.00
PAPER FOOLSCAPE (27"x17")	QUIRE	46.54	30.00	27.00	30.00	25.00	45.00	50.00	35.00
EXERCISE.BOOK LINED 80/100 PGS	EACH	36.54	18.00	30.00	15.00	15.00	40.00	20.00	20.00
PENCILGOLDFISH/DEER	EACH	6.00	6.00	6.00	7.00	7.00	6.00	6.00	5.00
PEN INK DOLLOR 57 ML BOTTLE	EACH	25.00	20.00	20.00	25.00	25.00	25.00	25.00	20.00
PHOTOSTATE PAPER 70 GM	PRT	480.00	225.00	360.00	320.00	350.00	400.00	340.00	340.00
BALL PEN (local)	EACH	8.00	6.00	7.00	10.00	10.00	7.00	6.50	8.00
FOUNTAIN PEN HERO/WINGS/CHINA	EACH	40.00	25.00	50.00	20.00	25.00	40.00	42.50	30.00
PRIVATE SCHOOL FEE ENGLISH MEDIUM AVERAGE STANDARD (CLASS I)	P/MONTH	861.54	1081.25	1500.00	500.00	350.00	1300.00	900.00	1695.00
PRIVATE SCHOOL FEE ENGLISH MEDIUM AVERAGE STANDARD (CLASS V)	P/MONTH	961.54	1068.75	2100.00	700.00	450.00	1300.00	950.00	2185.00
PRIVATE SCHOOL FEE ENGLISH MEDIUM AVERAGE STANDARD (CLASS VI)	P/MONTH	1461.54	1043.75	2700.00	800.00	500.00	1400.00	1200.00	2185.00
PRIVATE SCHOOL FEE ENGLISH MEDIUM AVERAGE STANDARD (CLASS X)	P/MONTH	1923.08	1406.25	3300.00	1000.00	500.00	1400.00	1300.00	2415.00

Contd.

## 7.11 Intercity Consumer Prices October, 2015

Description	Unit	Karachi	Hyder- abad	Nawab- shah	Mirpur- khas	Mithi	Sukkar	Larkana	Dadu
PRIVATE MEDICLE COLLEGE FEE MBBS (1ST YEAR)	P/MONTH	54166.66	50000.00	0.00	29166.00	0.00	0.00	0.00	0.00
PRIVATE ENGINEERING COLLEGE FEE (ISTR YEAR)	P/MONTH	8333.33	0.00	0.00	0.00	0.00	0.00	0.00	0.00
GOVT. COLLEGE FEE 1ST. YEAR	MONTH	45.00	35.00	40.00	35.00	35.00	35.00	35.00	35.00
GOVT. COLLEGE FEE 4TH. YEAR	MONTH	75.00	75.00	67.50	67.50	70.00	67.50	75.00	75.00
GOVT. UNIVERSITY FEE MSC.	MONTH	1300.00	385.00	1550.00	354.17	354.17	0.00	0.00	354.17
GOVT. MED. COLLEGE FEE MBBS	MONTH	2417.00	2200.00	2000.00	0.00	2000.00	2000.00	4200.00	2000.00
GOVT. ENGG. COLL. FEE I YEAR	MONTH	1480.00	1000.00	333.33	0.00	0.00	0.00	1500.00	0.00
COACHING FEE FOR CLASS IX/X	P/MONTH	1800.00	500.00	1200.00	500.00	600.00	1000.00	600.00	500.00
COACHING CHARGES FOR CLASS 1ST YEAR/INTER (SCIENCE)	P/MONTH	2000.00	1000.00	1200.00	800.00	700.00	2000.00	700.00	500.00
COACHING CHARGES FOR CLASS 1ST YEAR/INTER (COMMERCE)	P/MONTH	1800.00	600.00	1200.00	600.00	600.00	1080.00	600.00	500.00
I.T. TUITION FEES	P/MONTH	3000.00	2000.00	1600.00	0.00	0.00	1500.00	1500.00	600.00
MBA TUITION FEES	P/MONTH	8153.85	2500.00	0.00	0.00	0.00	6300.00	2500.00	0.00
BREAD TANDOORI ST. SIZE	EACH	9.31	10.00	7.00	7.00	7.00	10.00	7.00	6.00
COOKED MUTTON (AV. HOTEL)	PLATE	136.15	137.50	150.00	120.00	130.00	175.00	100.00	70.00
COOKED BEEF (AV. HOTEL)	PLATE	71.54	72.50	70.00	80.00	50.00	112.50	70.00	50.00
COOKED DAL (AV. HOTEL)	PLATE	53.08	46.25	60.00	50.00	50.00	50.00	60.00	40.00
CHICKEN BIRYANI FULL/DOUBLE	PLATE	153.08	100.00	100.00	100.00	100.00	157.50	190.00	120.00
TEA PREPARED (ORDINARY)	CUP	21.54	20.00	25.00	25.00	25.00	20.00	22.50	20.00
HAIRCUT CHARGES FOR MEN	P/CUT	79.23	70.00	100.00	50.00	50.00	70.00	100.00	50.00
BEAUTY PORL. HAIR STYL. CHARGE	P/STY.	430.77	225.00	250.00	150.00	100.00	175.00	350.00	250.00
SHAVING CHARGES	PER SHV	43.08	40.00	50.00	20.00	20.00	35.00	50.00	30.00
LIPSTICK S.MISS/MEDORA	EACH	120.00	110.00	120.00	110.00	110.00	100.00	110.00	90.00
NAIL POLISH S.MISS/MEDORA	EACH	90.00	60.00	95.00	80.00	80.00	85.00	80.00	50.00
PERFUME MED.SIZE MEDORA/BROACH	EACH	200.00	120.00	200.00	200.00	220.00	120.00	210.00	185.00
HAIR-OIL AMLA/CHAMBELI	BOTTLE	120.00	110.00	120.00	120.00	120.00	120.00	120.00	120.00
TOILET SOAP LUX 95 GRAMS	EACH	34.70	34.70	34.70	34.70	34.70	34.70	34.70	34.70
TOILET SOAP LIFEBOUY 140 GRM	EACH	37.00	36.00	36.00	36.00	36.00	37.00	36.00	37.00
TOILET SOAP SAFEGUARD BATH SIZE	EACH	46.00	48.00	50.00	48.00	48.00	50.00	48.00	50.00
TOOTHPASTE MACKLINES 70 GRM	EACH	50.00	50.00	50.00	50.00	50.00	50.00	50.00	50.00
TOOTHPAST MED SIZE CLGATE 70 GMS	EACH	60.67	60.67	60.67	60.67	60.67	60.67	60.67	60.67
TOOTHBRUSH SHEILD A/PLAQUE	EACH	35.00	35.00	40.00	35.00	40.00	45.00	40.00	35.00
TOOTHPOWDER DENTONIC 90 GRM	EACH	28.00	28.00	25.00	25.00	25.00	28.00	25.00	25.00
HAIR-COLOUR BEGIN (6 GMS)	EACH	100.00	95.00	100.00	100.00	100.00	100.00	100.00	90.00
HAIR COLOUR (KALAKOLA)	BOTTLE	130.00	120.00	120.00	130.00	130.00	130.00	120.00	120.00
FACECREAM POND'S (MEDIUM)	EACH	110.00	110.00	110.00	110.00	110.00	120.00	110.00	110.00
TALC POWDER VICE ROAY,B.CAT	EACH	135.00	130.00	130.00	130.00	135.00	130.00	150.00	140.00
BLADE TREET ORDINARY 10'S	PKT.	40.00	35.00	40.00	35.00	30.00	45.00	45.00	40.00
BLADE 7-O-CLOCK STAIN. 5'S	PKT.	35.00	30.00	40.00	30.00	32.00	30.00	32.50	35.00
SHAMPOO SUNSILK/PAINTIN 100 ML	BOTTLE	110.00	110.00	110.00	110.00	110.00	100.00	110.00	110.00
BEAUTY CREAM (FAIR & LOVELY)	EACH	99.00	155.00	155.00	155.00	155.00	155.00	155.00	155.00
HAIR REMOVING CREAM (EU-CREAM)	TUBE	60.00	60.00	60.00	60.00	60.00	65.00	60.00	60.00
GEL MEDIUM SIZE	BOTTLE	60.00	55.00	67.50	55.00	75.00	70.00	75.00	120.00
DISPOSABLE RAZOR GILLET-II	EACH	35.00	42.00	35.00	35.00	35.00	45.00	37.50	40.00
SHAVING CREAM TOUCH-ME/ADM.	EACH	60.00	55.00	55.00	55.00	60.00	55.00	60.00	60.00
GOLD TEZABI 24 CT	10 GM.	38820.00	39164.00	38500.00	39866.00	39866.00	38745.50	39862.00	39691.00
SILVER TEZABI 24 CT	10 GM.	530.00	536.00	600.00	574.00	574.00	585.00	600.00	600.00
ARTIFICIAL JEWELLARY SET	SET	1261.54	400.00	1700.00	375.00	500.00	600.00	1100.00	250.00
WRIST WATCH GENTS CITIZEN (ORIGINAL) ***	EACH	2000.00	3100.00	3750.00	2500.00	2600.00	2600.00	3050.00	2500.00
WRIST WATCH LADIES CITIZEN (ORIGINAL) ***	EACH	2000.00	3050.00	3750.00	2500.00	2600.00	2500.00	2550.00	2500.00
WALL CLOCK QUARTZ AV.QLTY	EACH	500.00	312.50	500.00	350.00	300.00	475.00	475.00	200.00
SUITCASE REXIN (24"x16"x6")	EACH	1653.85	800.00	1600.00	850.00	900.00	1550.00	1150.00	900.00
TRUNK MEDIUM SIZE ***	EACH	1861.54	1075.00	1600.00	1100.00	1000.00	2000.00	1050.00	1200.00
PURSE LADIES (LEATHER) AVERAGE QUALITY	EACH	1653.85	475.00	800.00	550.00	500.00	600.00	1150.00	400.00

### 7.11 Intercity Consumer Prices October, 2015

Description	Unit	Peshawar	Mardan	Abbott- abad	Bannu	D.I. Khan	Mingora
WHEAT	10 KG.	323.33	300.00	375.00	340.00	327.50	300.00
WHEAT FLOUR FINE/SUPERIOR.	KG.	43.33	43.00	50.00	41.00	38.75	45.00
WHEAT FLOUR AVG. QLTY	KG.	39.08	39.00	40.00	40.00	37.50	40.00
WHEAT FLOUR BAG	10 KG.	382.50	372.50	390.00	397.50	386.25	380.00
MAIDA	KG.	54.50	50.00	55.00	61.00	49.00	55.00
SUJI	KG.	56.33	49.00	56.25	50.00	50.00	52.50
BESAN AV. QLTY.	KG.	125.00	120.00	117.50	127.50	107.50	82.50
RICE BASMATI SUP. QLTY.	KG.	126.67	115.00	127.50	100.00	102.50	105.00
RICE BASMATI 385/386	KG.	108.33	105.00	102.50	92.50	100.00	62.50
RICE BASMATI BROKEN AV.QLTY	KG.	68.33	65.00	72.50	49.00	65.00	50.00
RICE IRRI-6 (SINDH/PUNJAB)	KG.	42.50	42.50	47.50	52.50	47.50	45.00
VERMICELLI	KG.	80.00	90.00	85.00	70.00	72.50	80.00
BREAD PLAIN MEDIUM SIZE	EACH	35.00	35.00	35.00	35.00	30.00	40.00
RUSK (PAPAY)	KG.	181.67	200.00	145.00	140.00	150.00	300.00
BISCUITS-PACKED	PKT	35.00	35.00	35.00	38.75	35.00	35.00
BISCUIT-BAKERY (LOOSE)	250 GM	69.17	60.00	55.00	52.50	55.00	65.00
CORNFLAKS FAUJI 225 GM.	PKT	207.00	207.00	166.50	120.00	175.00	170.00
SAMOSAS (VEGATABLE)	EACH	7.17	8.00	10.00	17.50	10.00	10.00
PASTRY AV.QLTY.	EACH	25.00	30.00	17.50	20.00	25.00	20.00
PATTIES (VEGATABLES)	EACH	24.17	30.00	20.00	30.00	20.00	15.00
NIMCO	250 GM	54.17	60.00	60.00	50.00	55.00	50.00
CHIPS	250 GM	61.67	60.00	80.00	85.00	55.00	60.00
BEEF WITH BONE AV.QLTY.	KG	307.50	285.00	257.50	290.00	270.00	280.00
MUTTON AV.QLTY.	KG	650.00	500.00	525.00	510.00	575.00	525.00
CHICKEN FARM BROILER (LIVE)	KG	104.00	120.00	95.00	122.50	127.75	125.00
FISH-RAHU MEDIUM SIZE	KG	250.00	235.00	200.00	350.00	280.00	250.00
MILK FRESH (UNBOILED)	LTR.	82.50	80.00	75.00	72.50	70.00	100.00
CURD	KG.	87.50	100.00	85.00	82.50	80.00	100.00
MILK TETRA PACK 1/2 LTR.	PKT.	60.00	60.00	70.00	58.00	60.00	55.00
LACTOGEN 400 GRAMS	PKT.	425.00	425.00	430.00	425.00	430.00	425.00
POWDER MILK NIDO 400GM.	PKT	350.00	380.00	370.00	350.00	350.00	350.00
MILK POWDER LOOSE/PACKED	KG.	512.50	445.00	516.67	557.50	430.00	475.00
BUTTER LOCAL PACKED	50 GM.	25.00	28.00	25.00	41.00	35.00	25.00
EGGS FARM	DOZ	99.17	100.00	86.00	102.50	97.50	100.00
MUSTARD OIL AV.QLTY.	KG.	225.00	240.00	250.00	190.00	190.00	200.00
COOKING OIL (DALDA)	2.5LTR	455.00	455.00	445.00	475.00	465.00	445.00
COOKING OIL (PAKWAN) OTHER BRAND SPECIFY	2.5 LTR	350.00	370.00	330.00	410.00	492.00	300.00
VEGETABLE GHEE TIN	2.5KG.	450.00	450.00	460.00	470.00	405.00	480.00
VEGETABLE GHEE (LOOSE)	KG.	144.67	147.50	137.50	152.50	157.50	145.00
DATES AV.QLTY.	KG.	168.33	170.00	225.00	200.00	150.00	225.00
PISTACHIO AV.QLTY.	50 GM.	73.33	80.00	90.00	82.50	60.00	110.00
ALMONDS WHOLE AV.QLTY.	KG.	750.00	800.00	400.00	508.75	412.50	750.00
COCONUT DRY AV.QLTY.	KG.	276.67	270.00	300.00	280.00	300.00	220.00
RAISINS AV.QLTY.	50 GM.	18.67	17.50	19.00	12.50	14.50	27.50
GROUNDNUTS (WITH SHELL)	KG.	153.33	160.00	200.00	140.00	132.50	140.00
MALTA/MOSAMBI	DOZ	140.00	140.00	140.00	140.00	160.00	135.00
KINNU	DOZ	0.00	0.00	0.00	0.00	0.00	0.00
APPLE	KG	106.67	75.00	75.00	92.50	135.00	110.00
ALOO BUKHARA	KG	0.00	0.00	0.00	0.00	0.00	0.00
POMEGRANATE (ANNAR)	KG	145.00	110.00	150.00	200.00	140.00	165.00
GRAPES	KG	115.00	90.00	110.00	120.00	147.50	110.00
BANANAS	DOZ	73.33	55.00	85.00	57.50	67.50	75.00
MANGO KALMI	KG	0.00	0.00	0.00	0.00	0.00	0.00
GUAVA	KG	78.33	50.00	55.00	40.00	60.00	80.00
WATERMELON (TURBOOZ)	KG	0.00	0.00	0.00	0.00	0.00	0.00
MUSKMELON (KHARBOOZA)	KG	0.00	0.00	0.00	0.00	0.00	0.00
SWEETMELON (GARMA)	KG	68.33	65.00	60.00	75.00	77.50	65.00
PULSE MASOOR (WHOLE)	KG.	132.08	127.50	135.00	128.75	110.00	110.00
PULSE MASOOR (WASHED)	KG.	132.08	127.50	127.50	140.00	130.00	120.00
PULSE MOONG (WASHED)	KG.	147.50	140.00	150.00	140.00	153.75	140.00
PULSE MASH (WASHED)	KG.	218.33	220.00	235.00	200.00	157.50	240.00

Contd.

### 7.11 Intercity Consumer Prices October, 2015

Description	Unit	Peshawar	Mardan	Abbott- abad	Bannu	D.I. Khan	Mingora
PULSE GRAM	KG.	124.17	120.00	120.00	115.00	105.00	130.00
GRAM WHOLE BLACK AV.QLTY.	KG.	106.67	85.00	120.00	90.00	50.00	120.00
GRAM WHOLE YELLOW AV.QLTY	KG.	111.67	100.00	112.50	100.00	110.00	115.00
BEANS (LAL LOBIA)	KG.	106.67	95.00	130.00	107.50	133.75	125.00
POTATOES	KG	30.00	22.50	19.00	25.00	33.25	25.00
ONION	KG	58.33	50.00	60.00	50.00	55.00	60.00
TURNIP	KG	58.33	50.00	35.00	37.50	0.00	50.00
RADISH	KG	42.50	20.00	35.00	25.00	18.75	55.00
TOMATOES	KG	55.00	40.00	62.50	50.00	58.75	55.00
CABBAGE	KG	0.00	0.00	0.00	0.00	0.00	0.00
CAULIFLOWER	KG	40.83	35.00	35.00	45.00	40.00	60.00
BRINJAL	KG	46.67	15.00	30.00	37.50	45.00	40.00
PUMPKIN	KG	0.00	0.00	0.00	0.00	0.00	0.00
BOTTLEGOURD	KG	45.00	20.00	30.00	37.50	50.00	45.00
LADY FINGER	KG	80.00	45.00	55.00	60.00	56.25	65.00
PEAS	KG	0.00	0.00	0.00	0.00	0.00	0.00
SPINACH	KG	35.00	17.50	22.50	20.00	30.00	40.00
TINDA	KG	71.67	60.00	50.00	42.50	27.50	50.00
TURAI	KG	41.67	35.00	40.00	45.00	43.75	55.00
KARAILA	KG	67.50	40.00	70.00	60.00	47.50	60.00
ARVI	KG	61.67	47.50	50.00	60.00	50.00	60.00
CHILLIES GREEN	KG	93.33	60.00	100.00	140.00	125.00	100.00
CARROT	KG	0.00	0.00	0.00	0.00	0.00	0.00
COCUMBER (KHEERA)	KG	56.67	40.00	55.00	50.00	56.25	60.00
LEMON	250GM	32.50	20.00	30.00	30.00	27.50	30.00
SUGAR REFINED	KG.	62.67	61.00	62.00	62.00	63.50	70.00
GUR AV.QLTY	KG.	95.00	85.00	100.00	96.25	76.00	87.50
HONEY LANGANESE 500 GM.	BOTTLE	860.00	860.00	850.00	350.00	860.00	500.00
MILO 200 GM.	BOTTLE	170.00	170.00	200.00	200.00	220.00	200.00
CUSTARD POWDER RAFHAN 300 GM.	PKT	75.00	75.00	75.00	85.00	75.00	75.00
TOFFEE (HILAL)	EACH	1.50	1.50	1.00	1.00	1.00	1.00
CHOWKELATE CANDY (SMALL SIZE)	EACH	5.00	5.00	5.00	5.00	5.00	5.00
SWEETMEAT (MIXED)	KG	276.67	252.50	230.00	185.00	242.50	250.00
ICE CREAM WALLS	CUP.	40.00	40.00	40.00	40.00	40.00	40.00
ICE	KG	11.67	12.00	10.00	12.00	10.00	15.00
JAM AHMED/MITCHELLES	BOTTLE	135.00	140.00	130.00	110.00	140.00	127.50
SQUASH-MITCHELLES	BOTTLE	153.33	160.00	160.00	145.00	157.50	160.00
ROOH AFZA	BOTTLE	150.00	150.00	147.50	150.00	150.00	150.00
JAM-E-SHIREEN	BOTTLE	150.00	150.00	160.00	150.00	155.00	150.00
SAUNF	50 GM	20.00	20.00	20.00	15.00	12.00	10.00
CINAMON LOOSE AV. QLTY	50 GM.	20.00	22.50	27.50	30.00	20.00	20.00
CUMINSEED WHITE NATIONAL	50 GM.	54.00	54.00	52.00	52.00	52.00	50.00
PEPPER BLACK NATIONAL	50 GM.	96.00	96.00	96.00	96.00	96.00	96.00
CLOVES LOOSE AV.QLTY	50 GM.	115.00	120.00	125.00	105.00	60.00	85.00
CARDAMOM LARGE LOOSE AV.QLTY	50 GM.	208.33	195.00	140.00	90.00	90.00	85.00
CARDAMOM SMALL AV.QLTY	50 GM.	121.67	110.00	115.00	120.00	75.00	87.50
SALT-POWDERED (LAHORI) LOOSE	KG.	10.00	10.00	10.00	10.00	5.00	15.00
SALT POWDERED (NATIONAL/SHAN)	PKT	25.00	25.00	25.00	20.00	25.00	20.00
CHILLIES POWD.NATIONAL 200GM	PKT	105.00	105.00	105.00	105.00	105.00	105.00
CHILLIES POWDER LOOS	KG.	263.33	250.00	290.00	282.50	230.00	220.00
CORRIANDER SEED POWD.NATIONAL	PKT	104.00	104.00	88.00	77.00	88.00	104.00
CORRIANDER SEED (LOOSE)	KG.	276.67	255.00	290.00	277.50	200.00	230.00
TURMERIC POWD.NATIONAL 50GM	PKT.	35.00	35.00	35.00	35.00	35.00	39.00
CURRY POWD. NATIONAL 200 GM	PKT.	87.00	87.00	87.00	86.00	86.00	87.00
TOMATO KETCHUP AHMED/MITCHL	BOTTLE	101.67	100.00	80.00	70.00	110.00	105.00
PICKLES AHMED/MITCHELLES	BOTTLE	110.00	120.00	100.00	100.00	110.00	102.50
VINEGAR SYNTHETIC (SIRKA)	BOTTLE	80.00	75.00	76.67	40.00	60.00	86.25
GARLIC	KG	166.67	190.00	165.00	200.00	140.00	190.00
GINGER	KG	233.33	170.00	175.00	250.00	220.00	200.00
TAPAL DANEDAR TEA 200GM PACKET	PKT	150.53	155.79	157.89	154.00	126.32	136.84
TEA LIPTON YELLOW LABEL 200GM.	PKT.	176.84	176.84	176.84	176.84	176.84	157.89

Contd.

## 7.11 Intercity Consumer Prices October, 2015

Description	Unit	Peshawar	Mardan	Abbott- abad	Bannu	D.I. Khan	Mingora
TEA LOOSE KENYA AV.QLTY 250GM.	PKT.	168.75	172.50	163.33	140.00	145.00	170.00
COFFEE-NESCAFE 75 GM. **	BOTTLE	306.67	355.00	335.00	290.00	320.00	330.00
COLD DRINK (STANDARD SIZ)	BOTTLE	25.00	25.00	22.50	25.00	25.00	25.00
FRUIT JUICE TETRA PACK	PKT.	15.00	15.00	17.50	17.50	20.00	27.50
MINERAL WATER NESTLE 1.5 LTR	BOTTLE	45.00	45.00	50.00	50.00	50.00	50.00
CIGARETTES K-2 10'S **	PKT	55.00	55.00	45.00	48.00	50.00	55.00
CIGARETTES CAPSTAN 10'S **	PKT	60.00	60.00	60.00	55.00	50.00	60.00
CIGARETTES GOLD LEAF 20'S	PKT	116.67	115.00	115.00	105.00	100.00	115.00
CIGARETTES MORVEN GOLD 20'S	PKT	60.00	60.00	50.00	55.00	50.00	60.00
BETEL LEAVES	50GM.	73.33	75.00	80.00	75.00	50.00	60.00
BETEL NUTS	KG.	400.00	400.00	315.00	290.00	280.00	400.00
LONG CLOTH 57" GUL AHMED/AL-KARAM	METER	300.00	300.00	200.00	170.00	227.50	185.00
SHIRTING AV.QLTY.	METER	283.33	325.00	160.00	150.00	150.00	175.00
PANT CLOTH W & WEAR AV.QLTY	METER	375.00	362.50	375.00	668.75	265.00	650.00
LAWN PRINTED GUL AHMED/AL-KARAM	METER	360.00	380.00	300.00	190.00	260.00	185.00
GEORGETTE AV.QLTY	METER	110.00	110.00	80.00	97.50	90.00	115.00
LINEN AV.QLTY ***	METER	155.00	165.00	125.00	141.25	80.00	145.00
HEAVY WT SUITING LAWERNCPUR AVG QLTY	METER	2250.00	2250.00	1200.00	850.00	750.00	1562.50
HEAVY WT SUITING LAWERNCPUR SUP QLTY	METER	2500.00	2500.00	2500.00	950.00	1200.00	1850.00
TROPICAL SUITING LAW.PUR	METER	1400.00	1600.00	1100.00	700.00	750.00	1300.00
PANT BOY 24"/26" LENGTH.	EACH	500.00	550.00	625.00	725.00	450.00	375.00
SHIRT BOY 24"/26" LENGTH	EACH	341.67	335.00	625.00	350.00	240.00	325.00
SCHOOL UNI. PANT,SHIRT BOYS	SUIT	766.67	750.00	630.00	727.50	475.00	650.00
SCHOOL UNI. KAMEEZ,SHAL,BOYS	SUIT	708.33	525.00	800.00	650.00	450.00	450.00
SCHOOL UNI. KAMEEZ,SHAL,GIRL	SUIT	816.67	850.00	670.00	650.00	500.00	650.00
FROCK W/WEAR GIRLS	EACH	1075.00	1150.00	1050.00	875.00	660.00	550.00
AWAMI-SUIT W & W(BOY) 24"/26	SUIT	1013.33	950.00	1050.00	810.00	600.00	615.00
AWAMI-SUIT W&W (GENTS)AV.QLTY	SUIT	1658.33	1550.00	1900.00	1825.00	925.00	1300.00
PULLOVER GENTS OXFORD/BON.	EACH	3188.33	3187.50	2895.00	2800.00	2400.00	2950.00
PULLOVER LADIES OXFORD/BON.	EACH	2883.33	2800.00	2895.00	2800.00	2400.00	2875.00
PULLOVER (GENTS) OTHERS A.QTY	EACH	1116.67	1100.00	1955.00	1362.50	825.00	1925.00
SECOND-HAND COAT FOR MEN	EACH	633.33	525.00	525.00	325.00	200.00	650.00
SECONDHAND SWEETER FOR MEN DUP QLTY	EACH	850.00	850.00	525.00	225.00	150.00	550.00
SECONDHAND WINTER JACKET	EACH	829.17	950.00	525.00	250.00	200.00	925.00
UNDERWEAR AV.QLTY MEDIUM SIZE	EACH	115.00	90.00	200.00	87.50	70.00	130.00
VEST FOR MEN AV.QLTY.	EACH	136.67	110.00	150.00	85.00	70.00	110.00
VEST/SHAMEEZ (WOMEN) AVG. QLTY	EACH	165.00	130.00	200.00	137.50	110.00	95.00
SOCKS NYLON (PAKISTANI)	PAIR	103.33	110.00	77.50	65.00	50.00	55.00
BRASSIER AV.QLTY.	EACH	130.00	110.00	85.00	150.00	85.00	110.00
BRASSIER SUP QLTY	EACH	258.33	190.00	190.00	220.00	110.00	165.00
DOPATTA GEORGETTE AV.QLTY.	EACH	275.00	265.00	387.50	250.00	250.00	350.00
DOPATTA COTTON AV GLTY	EACH	225.00	235.00	250.00	272.50	230.00	255.00
CHADDAR (WWEAR) (2x2.5 MTR)	EACH	1016.67	950.00	487.50	472.50	337.50	800.00
LUNGI/DHOTI(COTTON) AVG. QLTY	EACH	275.00	300.00	350.00	415.00	230.00	210.00
HANDKERCHIEF AVG. QLTY PAK	EACH	28.33	27.50	30.00	20.00	40.00	25.00
HANDKERCHIEF SUP. QLTY PAK	EACH	53.33	45.00	45.00	37.50	50.00	35.00
GLOVES AV QLTY	PAIR	110.00	110.00	80.00	55.00	60.00	55.00
AZARBAND COTTON AVG. QLTY	EACH	29.58	30.00	12.50	17.50	11.00	10.00
SEWING THREAD/REEL(ASLI PARI)	EACH	8.50	8.50	6.00	5.00	5.00	5.00
WASHING CHARGES PAINT & SHIRT	SUIT	223.33	110.00	50.00	70.00	80.00	100.00
DRY CLEANING SUIT COAT PANT	SUIT	450.00	340.00	350.00	250.00	180.00	450.00
WASHING CH. (KAMIZ-SHALWAR)	PAIR	80.83	80.00	50.00	70.00	35.00	60.00
TAILORING SHIRT	EACH	500.00	425.00	300.00	300.00	265.00	500.00
TAILORING CHARGES PANT (MEN)	EACH	1250.00	800.00	700.00	950.00	550.00	950.00
TAILORING COAT-PANT SUIT	EACH	5200.00	4350.00	4200.00	2850.00	2500.00	4400.00
TAILORING AWAMI-SUIT (MALE)	SUIT	616.67	600.00	562.50	550.00	525.00	550.00
TAILORING SUIT FEMALE	SUIT	575.00	500.00	325.00	475.00	375.00	650.00
GENTS SHOES PAUL BATA	PAIR	1199.00	1199.00	1199.00	1199.00	1199.00	1199.00
GENTS SANDAL BATA	PAIR	699.00	699.00	699.00	699.00	699.00	699.00
GENTS SPOUNG CHAPPAL BATA	PAIR	179.00	179.00	179.00	179.00	179.00	179.00
LADIES SANDAL BATA	PAIR	499.00	499.00	499.00	499.00	499.00	499.00

Contd.

### 7.11 Intercity Consumer Prices October, 2015

Description	Unit	Peshawar	Mardan	Abbott- abad	Bannu	D.I. Khan	Mingora
LADIES SPOUNG CHAPPAL BATA	PAIR	179.00	179.00	179.00	179.00	179.00	179.00
CHILD SHOE POWER LITE BATA	PAIR	599.00	599.00	599.00	599.00	599.00	599.00
GENTS SHOE, ART 1109 SERVICE	PAIR	999.00	999.00	999.00	999.00	999.00	999.00
NYLON JOGGER 27 SIZE 2-5 ***	PAIR	1299.00	1299.00	1299.00	1299.00	1299.00	1299.00
CHINA FOOT WEAR AV. QLTY (MALE) *	PAIR	958.33	950.00	900.00	900.00	750.00	1350.00
CHINA FOOT WEAR AV. QLTY (FEMALE) *	PAIR	879.17	875.00	837.50	775.00	475.00	512.50
CHINA FOOT WEAR AV. QLTY (CHILDREN) *	PAIR	575.00	525.00	500.00	475.00	325.00	475.00
SHOE REPAIR HALF SOLE	PAIR	136.67	110.00	100.00	87.50	95.00	155.00
SHOES POLISH CHARGES AVERAGE SHOP	PAIR	20.00	20.00	20.00	20.00	16.25	20.00
HOUSE RENT (combined)	MONTH	7706.00	3407.00	8555.00	3616.00	4863.00	3516.00
rent 2	pm	7706.00	3407.00	8555.00	3616.00	4863.00	3516.00
RENT3	PM	7706.00	3407.00	8555.00	3616.00	4863.00	3516.00
RENT4	PM	7706.00	3407.00	8555.00	3616.00	4863.00	3516.00
RENT5	PM	7706.00	3407.00	8555.00	3616.00	4863.00	3516.00
RENT6	PM	7706.00	3407.00	8555.00	3616.00	4863.00	3516.00
SYNTHETIC ENEMAL ROBIALAC BALTI 3.64 LTR.	EACH	1850.00	1850.00	1950.00	1775.00	2000.00	2250.00
SYNTHETIC ENEMAL ICI BALTI 3.64 LTR.	EACH	1860.00	1900.00	1950.00	1825.00	1989.00	2160.00
CEMENT (LOCAL) SPECIFY BRAND NAME	BAG	500.00	495.00	503.75	505.00	500.00	500.00
BRICKS (NEW) IST CLASS	P/1000	7916.67	8000.00	7850.00	7300.00	6100.00	9100.00
CEMENT BLOCKS (6"x8"x12")	P/100	0.00	0.00	0.00	0.00	0.00	3400.00
BAJREE	100CFT	3316.67	3000.00	2933.33	1800.00	3075.00	2650.00
SAND (BLACK PIT SAND)	K100CFT	2133.33	1450.00	2550.00	1475.00	1600.00	3000.00
TIMBER SHESHAM LOG IST QUALITY	cubmt.	42378.00	42378.00	0.00	35000.00	32700.00	0.00
IRON BAR (M.S. BAR) 1/2"	P/TON	68833.33	64000.00	68750.00	70500.00	7400.00	68000.00
CARPENTER WAGE RATE	P/DAY	766.67	750.00	800.00	900.00	950.00	1000.00
MASON (RAJ) WAGE RATE	P/DAY	900.00	900.00	800.00	1200.00	950.00	1000.00
UNSKILLED LABOUR WAGE RATE	P/DAY	483.33	500.00	450.00	550.00	500.00	500.00
PLUMBER WAGE RSTE	P/DAY	900.00	1000.00	0.00	850.00	900.00	1000.00
ELECTICIAN WAGE RATE PER DAY **	P/DAY	933.33	950.00	0.00	700.00	900.00	1000.00
ELECTICIAN WAGE RATE PER POINT **	P/PNT	100.00	100.00	122.50	90.00	70.00	155.00
WATER CHARGES PER HOUSE	P/MONTH	150.00	120.00	175.00	200.00	100.00	130.00
ELECT.CHARGES UPTO 50 UNITS	P/UNIT	2.00	2.00	2.00	2.00	2.00	2.00
ELECT.CHARGES 01 - 100 UNIT	P/UNIT	6.18	6.18	6.18	6.18	6.18	6.18
ELECT.CHARGES 101 - 300 UNIT	P/UNIT	9.54	9.54	9.54	9.54	9.54	9.54
ELECT.CHARGES 301 - 1000 UNIT	P/UNIT	16.39	16.39	16.39	16.39	16.39	16.39
ELECT.CHARGES ABOVE 1000 UNIT	P/UNIT	18.39	18.39	18.39	18.39	18.39	18.39
ELEC	PM	10.50	10.50	10.50	10.50	10.50	10.50
GAS CHRg upto 3.3719 MMBUT	MMBTU	128.70	128.70	128.70	128.70	0.00	128.70
GAS CHRg 3.3719 - 6.7438 MMBUT	MMBTU	257.40	257.40	257.40	257.40	0.00	257.40
GAS CHRg 6.7438 - 10.1157 MMBUT	MMBTU	257.40	257.40	257.40	257.40	0.00	257.40
GAS CHRg10.1157 - 13.4876 MMBUT	MMBTU	702.00	702.00	702.00	702.00	0.00	702.00
GAS	PM	702.00	702.00	702.00	702.00	0.00	702.00
GAS	PM	409.50	409.50	409.50	409.50	0.00	409.50
KEROSENE OIL	LTR	81.17	100.00	88.00	90.00	77.00	90.00
FIREWOOD WHOLE	40 KG.	691.67	525.00	400.00	490.00	350.00	575.00
CHAIR SHESHAM WOOD WITH ARMS **	EACH	1833.33	2000.00	1600.00	1100.00	2550.00	1450.00
CHAIR PLASTIC (CHAIRMAN) AVERAGE QUALITY	EACH	1183.33	1200.00	915.00	667.50	800.00	900.00
TABLE SHESHAM WOOD (4X2X5") ***	EACH	6250.00	6000.00	6000.00	6250.00	4500.00	5000.00
SOFASET WOODEN WITH FOAM SEAT **	SET	24083.33	19000.00	16500.00	14750.00	18000.00	21000.00
COT IRON (WITH NIWAR)AV.QLTY.	EACH	2100.00	2100.00	2200.00	1737.50	2300.00	2000.00
ALMIRAH (STEEL) 6'X3' 20 GUAGE	EACH	9250.00	9000.00	14750.00	9812.50	9300.00	9375.00
DINNING TABLE 6 CHAIRS A.QLTY	SET	29333.33	27500.00	17000.00	11750.00	17000.00	22500.00
SINGLE BED WITHOUT FOAM MED.	EACH	6750.00	6250.00	3750.00	3500.00	5700.00	4750.00
MATRESS SINGLE(4"THICK)	EACH	4796.67	4750.00	4800.00	4500.00	3350.00	5560.00
FARSHI DARI 12'X9' AV.QLTY	EACH	1416.67	1250.00	1350.00	1450.00	1100.00	1475.00
DARI COTTON (6'x2 1/2) AV.QL	EACH	350.00	375.00	300.00	450.00	400.00	1175.00
CARPET PLAIN AV. QLTY	SOFT.	38.83	42.50	47.50	44.50	35.00	45.00
QUILT (LIHAF) 3 KG. COTTON	EACH	1075.00	1150.00	850.00	900.00	600.00	650.00
BLANKET (90" x 54")	EACH	2483.33	2500.00	3000.00	3000.00	2900.00	5250.00
BEDSHEET SINGLE BED SUP.QLTY	EACH	883.33	825.00	575.00	507.50	500.00	700.00
BED SHEET DOUBLE WITH TWO PILLOW COVERS SUP QLTY	SET	1650.00	1650.00	2200.00	1350.00	1075.00	1500.00

Contd.

## 7.11 Intercity Consumer Prices October, 2015

Description	Unit	Peshawar	Mardan	Abbott- abad	Bannu	D.I. Khan	Mingora
TOWEL(3'x2') AV. QALTY	EACH	316.67	225.00	475.00	280.00	275.00	250.00
CEILING FAN 48" SUPER QLTY **	EACH	3091.67	3000.00	2895.00	3500.00	3250.00	2975.00
PEDESTAL FAN 22" SUPER QLTY	EACH	4700.00	4350.00	4390.00	4500.00	4730.00	3550.00
REFG. DAWLENCE 10 CFT. D.DOOR	EACH	30000.00	30000.00	30400.00	30000.00	33500.00	30500.00
D-FREEZER WAVES 8 CFT.	EACH	30833.33	30500.00	28900.00	30500.00	29000.00	32250.00
AIRCONDITIONER 1.5 TON PEL	EACH	40000.00	41000.00	40000.00	46250.00	44000.00	44000.00
SPLIT AIR CONDITIONER 1.5 TON (SPECIFY BRAND NAME)	EACH	44750.00	43500.00	44000.00	45000.00	43000.00	48000.00
AIRCoolER SUPER ASIA	EACH	15166.67	15250.00	10500.00	10500.00	14900.00	9750.00
WASHING MACHINE SINGER	EACH	15600.00	15600.00	15600.00	14700.00	14700.00	14700.00
SEWING MACHINE(SINGER)	EACH	6432.92	6800.00	5860.00	5910.00	5210.00	6095.00
GIZER LARGE SIZE 30 GALLON CAPACITY SUP QLTY	EACH	22900.00	23600.00	20500.00	15200.00	18500.00	16500.00
GAS BURNER DOUBLE SPFY.BRAND	EACH	3500.00	2500.00	1725.00	2650.00	1800.00	1500.00
ELECT. IRON PHILIPS MDL.1120	EACH	2733.33	1600.00	1650.00	1500.00	1000.00	1500.00
ELECTRIC JUICER FOR APPLE	EACH	4833.33	4500.00	4000.00	4800.00	3625.00	1700.00
S.STEEL DEGHCHI MEDIUM SIZE ***	EACH	788.33	650.00	525.00	567.50	500.00	600.00
ALUMINIUM COOKING PAN (DEGCHI ) MED SIZE	EACH	691.67	650.00	350.00	585.00	425.00	750.00
NON STICK COOKING PAN (DEGCHI ) SUP. QLTY	EACH	1083.33	625.00	600.00	567.50	525.00	750.00
FRYING PAN STEEL AVG. QLTY MED. SIZE	EACH	475.00	375.00	325.00	470.00	352.50	275.00
TAWA IORN (MEDIUM SIZE) AVG. QLTY	EACH	391.67	425.00	425.00	595.00	355.00	325.00
S.STEEL PLATE A.QLTY.(M.SIZE)	EACH	72.08	67.50	75.00	65.00	55.00	72.50
TABLE SPOON S.STEEL SUP.QLTY.	DOZEN	491.67	425.00	300.00	470.00	265.00	550.00
WATER SET JUG+6 GLASSES (OMROC)	SET	525.00	450.00	450.00	487.50	500.00	450.00
TEA SET PAK. CHINAWARE 21 PCS.	SET	2633.33	2200.00	2100.00	1425.00	1550.00	2650.00
DINNER SET PLASTIC 72 PIECES SUPERIOR QLTY	SET	8750.00	8000.00	5500.00	4050.00	3250.00	3750.00
HOTPOT SET PLASTIC 3 PCS.	SET	1233.33	1175.00	1500.00	1575.00	1025.00	1775.00
BUCKET(BALT) PLASTIC MED.SIZ	EACH	375.00	400.00	375.00	465.00	290.00	350.00
LOTA PLASTIC (MED SIZE) AVERAGE QUALITY	EACH	55.00	47.50	55.00	40.00	35.00	65.00
PRESURE COOKER 4 LTR.	EACH	1350.00	1150.00	933.33	1400.00	1375.00	1450.00
WATER COOLER 9/10 LTR.PLASTIC ***	EACH	516.67	525.00	575.00	450.00	600.00	475.00
THERMOS STARVAC 1 LTR	EACH	512.50	425.00	550.00	450.00	500.00	675.00
BULB PHILIPS 100-WATTS	EACH	40.00	40.00	30.00	30.00	30.00	37.50
TUBE LIGHT PHILIPS 40 WATTS	EACH	100.00	100.00	110.00	95.00	100.00	150.00
ELECTRIC BLUBS "0" WATTE LOCAL	EACH	21.67	25.00	20.00	20.00	22.50	25.00
ELECTRIC BLUB ENERGY SAVER 14 WATTS	EACH	170.00	170.00	162.50	160.00	170.00	175.00
WASHING SOAP 250 GMS SPECIFY BRAND NAME	EACH	40.00	40.00	40.00	37.00	37.50	33.75
SURF EXCEL 400 GMS POLY BAG	EACH	125.00	125.00	125.00	125.00	125.00	115.00
WASHING POWDER 1000 GRM	EACH	185.00	185.00	185.00	175.00	185.00	185.00
WASHING POWDER (WHEEL/ BONUS) 100 GRAMS	EACH	95.00	95.00	95.00	95.00	92.50	90.00
CLEANSER POWDER VIM 1000 GM	PKT.	72.22	72.22	72.22	72.22	72.22	66.67
FINIS 500 ML	BOTTLE	170.00	170.00	180.00	140.00	110.00	110.00
PHNYLE TYPHONE/FINIS/CARRANITE 3 LITRES	BOTTLE	150.00	150.00	125.00	137.50	130.00	130.00
HARPIC	BOTTLE	145.00	145.00	140.00	140.00	140.00	125.00
BOOT POLISH CHERRY/KIWI 50ML	EACH	100.00	100.00	100.00	100.00	100.00	100.00
ROBIN BLUE (35 GRAMS)	PKT.	50.00	45.00	30.00	40.00	28.00	30.00
TISSU PAPER PERFUMED 100 PCS.	PKT	113.33	125.00	110.00	90.00	100.00	90.00
TOILET PAPER ROLL (R.PETEL)	P/ROLL	39.33	38.00	35.00	35.00	35.00	27.50
BOOT POLISH LIQUID CHEERY BLOSSOM KIWI 75 ML	BOTTLE	135.00	135.00	130.00	120.00	135.00	120.00
MATCH BOX SMALL	EACH	2.00	2.00	2.00	2.00	1.00	1.00
DRY CELL 1.5 VOLT(LOCAL)	EACH	28.33	25.00	20.00	23.50	20.00	20.00
HAND STITCHING NEEDLE M.SIZE	PACKET	5.83	6.00	9.00	6.00	6.00	5.00
SEWING MACHINE NEEDLE (SINGER)	EACH	5.83	6.00	7.50	5.00	5.00	5.00
HOUSEHOLD SERVANT FEMALE P/T	P/MNTH	1516.67	1200.00	2500.00	1625.00	2750.00	2750.00
MARRIAGE HALL WITH FURNITURE	P/HEAD	241.67	250.00	105.00	85.00	100.00	60.00
SEPTRAN TABLETS	10TAB.	15.00	15.00	15.00	15.00	16.00	15.00
BRUFEN TABS 200-MG.	10TAB.	10.00	10.00	10.00	10.00	10.00	10.00
PANADOL TAB. EXTRA/PLAIN	10TAB.	10.00	10.00	10.00	10.00	10.00	10.00
DISPRIN TAB.	10TAB.	10.00	10.00	10.00	10.00	10.00	10.00
TRISIL TAB.	10 TAB	10.00	10.00	10.00	10.00	10.00	10.00
FLAGYL TAB. 200 MG.	10TAB.	10.00	10.00	10.00	10.00	10.00	10.00
VENTOLIN TAB. 2MG.	10TAB.	9.00	9.00	9.00	9.00	9.00	9.00
DAONIL TAB. 5 MG.	10TAB.	17.00	17.00	17.00	17.00	17.00	17.00

Contd.



### 7.11 Intercity Consumer Prices October, 2015

Description	Unit	Peshawar	Mardan	Abbott- abad	Bannu	D.I. Khan	Mingora
ENTOX TAB.	10TAB.	10.00	10.00	10.00	10.00	10.00	10.00
RENITEC TAB. 5 MG.	10TAB.	59.00	59.00	59.00	59.00	59.00	59.00
CAC. 1000 TAB	BOTTLE	122.00	122.00	122.00	122.00	122.00	122.00
AMOXIL CAPSOLE 250 MG.S	10CAP.	36.00	36.00	36.00	36.00	36.00	36.00
CALCIUM SYRUP SANDOZ	BOTTLE	64.00	64.00	64.00	64.00	64.00	64.00
LEDERPLEX SYRUP	BOTTLE	35.00	35.00	35.00	35.00	35.00	35.00
SANCOS SYRUP (50 ML.)	BOTTLE	30.00	30.00	30.00	30.00	30.00	30.00
PHENERGAN SYRUP 120 ML.	BOTTLE	33.00	33.00	33.00	33.00	33.00	33.00
CALPOL SYRUP 60 ML.	BOTTLE	28.00	28.00	28.00	28.00	28.00	28.00
HYDRYLIN SYRUP 120 ML.	BOTTLE	65.00	65.00	65.00	65.00	65.00	65.00
POLYFAX EYE OINTMENT	TUBE	21.00	21.00	21.00	21.00	21.00	21.00
BETNESOL EYE DROPS	BOTTLE	33.89	33.89	33.89	33.89	33.89	33.89
EAR DROPS (CARDISPORINE) ***	BOTTLE	21.00	21.00	21.00	21.00	21.00	21.00
BETNOVATE-N OINTMENT 5 GMS	TUBE	16.00	16.00	16.00	16.00	16.00	16.00
BURNOL CREAM 30 GRM	TUBE	16.00	16.00	16.00	16.00	16.00	16.00
VICKS VAPORUB/BALM	BOTTLE	36.00	36.00	36.00	36.00	36.00	36.00
GLYCRINE SMALL BOTTLE	BOTTLE	26.67	30.00	35.00	25.00	15.00	30.00
JOUHAR JOSHANDA	PKT.	8.00	8.00	6.00	6.00	7.00	8.00
GALXOS-D (450 GRMS)	PKT.	168.75	157.50	151.88	157.50	151.88	151.88
GRIPE-WATER WOODWARDS	BOTTLE	55.00	55.00	50.00	50.00	50.00	55.00
SANIPLAST ONE PUTTY	EACH	2.00	2.00	2.00	2.00	2.00	2.00
O.R.S. (NIMCOL)	PKT.	17.00	15.00	16.00	15.00	15.00	15.00
DETTOL (MEDIUM)	BOTTLE	46.80	46.80	46.80	46.80	46.80	46.80
COTTON BANDAGE 2" - 4"	EACH	9.00	9.00	10.50	10.00	5.50	6.00
THERMOMETER CHINA	EACH	41.50	42.00	47.50	40.00	45.00	40.00
DOCTOR (MBBS) CLINIC FEE	P/PAT.	266.67	225.00	150.00	175.00	200.00	250.00
URINE TEST (DR) CHARGES	P/TEST	100.00	100.00	60.00	100.00	120.00	100.00
BLOOD TEST (CP) CHARGES	P/TEST	200.00	200.00	100.00	175.00	130.00	250.00
SUGAR TEST (RANDOM/FASTING BOTH) CHARGES	P/TEST	200.00	200.00	140.00	100.00	140.00	100.00
ECG CHARGES	P/TEST	200.00	200.00	200.00	243.75	300.00	150.00
X-RAY (CHEST) CHARGES	P/X-RAY	283.33	180.00	200.00	225.00	300.00	180.00
CAR SUZUKI 800 CC (W/O. A/C)	EACH	708800.00	708800.00	645000.00	0.00	642000.00	0.00
CAR SUZUKI 1000 CC	EACH	1083000.00	1085800.00	1105000.00	0.00	1052000.00	0.00
CAR TOYOTA 1300 CC	EACH	1648000.00	1648000.00	1590000.00	0.00	1700500.00	0.00
CAR HONDA CIVIC	EACH	2475000.00	2475000.00	2180000.00	0.00	0.00	0.00
MOTORCYCLE HONDA CD-70.	EACH	63500.00	63500.00	63500.00	63500.00	63500.00	63500.00
MOTORCYCLE YAMAHA 100CC.	EACH	80000.00	80000.00	79300.00	84000.00	79300.00	0.00
MOTOR CYCLE HERO 70 CC	EACH	44000.00	43000.00	46000.00	43000.00	45000.00	45000.00
BICYCLE WITH TYRES & TUBES	EACH	8333.33	7700.00	9800.00	8900.00	6825.00	6650.00
TYRE CAR WITH TUBE GENERAL	EACH	3750.00	3750.00	3350.00	5150.00	3500.00	3500.00
TYRE MOTOR CYCLE WITHOUT TUBE	EACH	1300.00	1275.00	1500.00	1325.00	1050.00	1262.50
TYRE CYCLE SPECIFY BRAND NAME	EACH	371.67	325.00	450.00	545.00	325.00	500.00
TYRE CAR W/O TUBE	EACH	3586.67	3250.00	3300.00	4600.00	3600.00	3350.00
PETROL SUPER	LITRE	73.76	73.76	73.76	73.76	73.76	73.76
HIGH SPEED DIESEL HSD	LITRE	82.04	82.04	82.04	82.04	82.04	82.04
CNG	K.G.	75.80	0.00	0.00	0.00	0.00	75.82
GAS CYLINDER STAND. SIZE	EACH	1173.33	1320.00	1050.00	1100.00	1125.00	1089.00
MOTOR CYCLE SERVICE CHARGES	EACH	300.00	300.00	350.00	325.00	275.00	275.00
CAR SERVICE CHARGES	EACH	300.00	300.00	400.00	0.00	400.00	282.50
TYRE PUNCTURE CHARGES	EACH	60.83	50.00	75.00	75.00	50.00	55.00
CYCLE OVERHAULING CHARGES	EACH	350.00	350.00	275.00	550.00	300.00	250.00
CAR TAX FOR 800CC TO 1300CC	YEARLY	1075.00	1075.00	1075.00	1075.00	1075.00	1075.00
TRAIN FARE ECO. 1-100 KM.	P/KM.	0.68	0.00	0.68	0.68	0.00	0.00
TRAIN FARE ECO. 101-500 KM.	P/KM.	0.98	0.00	0.98	0.98	0.00	0.00
TRAIN FARE ECO. > 500 KM.	P/KM.	0.89	0.00	0.89	0.89	0.00	0.00
TRAIN FARE IST SLP. 1-100KM	P/KM.	2.10	0.00	2.10	2.10	0.00	0.00
TRAIN FARE IST SLP.101-500 KM	P/KM.	2.59	0.00	2.59	2.59	0.00	0.00
TRAIN FARE IST SLP. > 500 KM	P/KM.	1.99	0.00	1.99	1.99	0.00	0.00
TRAIN FARE A/C SLP. 1-100KM.	P/KM	5.76	0.00	5.76	5.76	0.00	0.00
TRAIN FARE A/C SLP.101-500KM	P/KM.	4.59	0.00	4.59	4.59	0.00	0.00
TRAIN FARE A/C SLP > 500KM.	P/KM	4.16	0.00	4.16	4.16	0.00	0.00

Contd.

### 7.11 Intercity Consumer Prices October, 2015

Description	Unit	Peshawar	Mardan	Abbott- abad	Bannu	D.I. Khan	Mingora
PLATEFORM TICKET	EACH	10.00	0.00	10.00	10.00	0.00	0.00
AUTO RICKSHAW FARES	KM/MIN	55.00	60.00	50.00	30.00	50.00	50.00
FULL TONGA CHARGES	KM/MIN	60.00	60.00	60.00	40.00	0.00	0.00
TAXI 4 SEATER FARE	KM/MIN	100.00	100.00	65.00	40.00	150.00	75.00
BUS FARE MIN (WITHIN CITY)	TICKET	10.00	10.00	10.00	10.00	0.00	0.00
BUS FARE MAX (WITHIN CIT	TICKET	20.00	19.00	10.00	20.00	0.00	0.00
BUS FARE OUTSIDE CITY	P/KM.	0.80	0.80	0.80	0.80	0.80	0.80
A/C BUS FARE OUTSIDE CITY	P/KM.	0.90	0.90	0.90	0.90	0.90	0.90
MINIBUS FARE MIN.WITH IN CITY	TICKET	10.00	0.00	0.00	0.00	0.00	0.00
MINIBUS FARE MAX.WITH IN CITY	TICKET	20.00	0.00	0.00	0.00	0.00	0.00
SUZUKI FARE MIN.WITH IN CITY	TICKET	10.00	10.00	10.00	0.00	10.00	10.00
SUZUKI FARE MAXIMUM W.IN CITY	TICKET	20.00	15.00	13.00	0.00	15.00	15.00
AIR FARE ECONOMY CLASS.	P/KM.	19.26	0.00	0.00	0.00	0.00	0.00
POSTAL ENVELOPE DOMESTIC	EACH	8.00	8.00	8.00	8.00	8.00	8.00
ENVELOPE FOR SAUDI ARABIA	EACH	50.00	50.00	50.00	50.00	50.00	50.00
POSTAL REGISTRATION CHARGES	EACH	28.00	28.00	28.00	28.00	28.00	28.00
U.M.S. REG CHARGES MIN.	EACH	58.00	58.00	59.00	59.00	58.00	59.00
T.C.S. CH. MIN.WITH IN ZONE	EACH	150.00	150.00	150.00	110.00	110.00	130.00
TELEPHONE CHARGES LOCAL CALL	P/CALL	3.94	3.94	3.94	3.94	3.94	3.94
TEL CHARGES OUT SIDE CITY	P/CALL	3.94	3.94	3.94	3.94	3.94	3.94
INTERNET CHARGES	P/HOUR	30.00	30.00	30.00	25.00	42.50	30.00
MOBILE CELL CHARGES	P/UNIT	2.88	2.88	4.00	2.88	2.50	2.50
FAX CHARGES (LOCAL)	P/PAGE	20.00	20.00	17.50	15.00	15.00	10.00
TELEPHONE SET AV. QLTY	EACH	1200.00	1250.00	1400.00	1012.50	1300.00	1200.00
MOBILE SET NOKIA/SONY/ERICSON/SAMSUNG WITHOUT CAMERA	EACH	2775.00	2850.00	3550.00	2600.00	2250.00	2487.50
T.V. 20" COLORED WEGA H-A21.	EACH	18600.00	19000.00	20000.00	22000.00	20000.00	24750.00
T.V 20" COLOR CHINA/KORIA)	EACH	8083.33	9000.00	10500.00	9000.00	9550.00	8125.00
V.C.P. PANASONIC/LG/NAT	EACH	3916.67	0.00	6500.00	6500.00	5000.00	0.00
DVD/VCD PLAYER PANASONIC/LG	EACH	3066.67	4000.00	4600.00	2500.00	5500.00	3000.00
RADIO WITH C.PLAYER NATIONAL	EACH	2616.67	2600.00	2800.00	2175.00	1900.00	1450.00
PERSONNEL COMPUTER (BRANDED)	EACH	50000.00	48800.00	35000.00	52000.00	41500.00	33500.00
VID. CASSETTE BLK. TDK/SONY	EACH	100.00	100.00	150.00	110.00	100.00	125.00
COM. C.D. (TDK/IMATION)	EACH	40.00	40.00	50.00	65.00	50.00	50.00
TAPE RECORDER CASSETTE BLANK	EACH	33.33	30.00	60.00	25.00	42.50	70.00
VIDEO GAME SEGA 16 BYTE	EACH	1250.00	1250.00	1800.00	1450.00	1475.00	0.00
CINEMA A/C. HIGH CLASS	TICKET	70.00	30.00	0.00	0.00	0.00	0.00
CINEMA NON-A/C HIGH CLASS	TICKET	70.00	30.00	30.00	40.00	50.00	100.00
CABLE CHARGES	PER MONT	200.00	300.00	250.00	300.00	300.00	200.00
TV.LICENCE FEE DOMESTIC	YEARLY	420.00	420.00	420.00	420.00	420.00	420.00
ENGLISH BOOK CLASS V1	EACH	75.00	75.00	75.00	75.00	75.00	75.00
ENGLISH BOOK CLASS IX OR X	EACH	68.00	68.00	68.00	68.00	68.00	68.00
ENG. BOOK IST.YR COMPLETE SET	EACH	76.00	76.00	76.00	76.00	76.00	76.00
ENGLISH BOOK BA/B.SC	EACH	120.00	120.00	120.00	120.00	120.00	120.00
URDU BOOK CLASS V (T.B.BORD)	EACH	76.00	76.00	76.00	76.00	76.00	76.00
URDU BOOK CLASS IX/X(T.B.B)	EACH	58.50	58.50	58.50	58.50	58.50	58.50
URDU BOOK IST.YEAR/INTER	EACH	81.00	76.00	76.00	76.00	76.00	76.00
URDU BOOK BA/B.SC	EACH	170.00	160.00	160.00	160.00	160.00	160.00
MATHS BOOK CALSS V (T.B.B)	EACH	105.00	105.00	105.00	105.00	105.00	105.00
MATHS BOOK CLASS IX OR X	EACH	114.00	114.00	114.00	114.00	114.00	114.00
MATHS BOOK IST.YEAR (T.B.B)	EACH	176.00	176.00	176.00	176.00	176.00	176.00
PAKISTAN STUDIES BOOK BA/B.SC	EACH	120.00	120.00	120.00	120.00	120.00	120.00
DAILY "DAWN"	P/COPY	19.00	19.00	19.00	19.00	19.00	19.00
DAILY "JANG"	P/COPY	12.00	12.00	12.00	12.00	12.00	12.00
DAILY "NAWA-E-WAQT"	P/COPY	12.00	12.00	12.00	12.00	12.00	12.00
WEEKLY "AKHBAR-E-JAHAN"	P/COPY	55.00	55.00	55.00	55.00	55.00	55.00
WEEKLY "MAG"	P/COPY	45.00	45.00	45.00	45.00	45.00	45.00
MONTHLY "NAUNEHAL DIGEST"	P/COPY	35.00	35.00	35.00	35.00	35.00	35.00
PAPER FOOLSCAPE (27"x17")	QUIRE	20.00	20.00	37.50	35.00	47.50	25.00
EXERCISE.BOOK LINED 80/100 PGS	EACH	71.67	65.00	60.00	55.00	45.00	65.00
PENCILGOLDFISH/DEER	EACH	5.17	5.00	5.50	6.00	5.00	7.50
PEN INK DOLLOR 57 ML BOTTLE	EACH	20.00	20.00	20.00	20.00	20.00	20.00

Contd.

### 7.11 Intercity Consumer Prices October, 2015

Description	Unit	Peshawar	Mardan	Abbott- abad	Bannu	D.I. Khan	Mingora
PHOTOSTATE PAPER 70 GM	PRT	323.33	330.00	320.00	295.00	355.00	350.00
BALL PEN (local)	EACH	7.00	7.25	7.00	6.50	5.00	10.00
FOUNTAIN PEN HEROWINGS/CHINA	EACH	44.17	50.00	55.00	35.00	40.00	50.00
PRIVATE SCHOOL FEE ENGLISH MEDIUM AVERAGE STANDARD (CLASS I)	P/MONTH	1916.67	2000.00	1512.50	575.00	500.00	1000.00
PRIVATE SCHOOL FEE ENGLISH MEDIUM AVERAGE STANDARD (CLASS V)	P/MONTH	2016.67	2300.00	1797.50	700.00	800.00	1000.00
PRIVATE SCHOOL FEE ENGLISH MEDIUM AVERAGE STANDARD (CLASS VI)	P/MONTH	2033.33	2300.00	1847.50	775.00	1000.00	1250.00
PRIVATE SCHOOL FEE ENGLISH MEDIUM AVERAGE STANDARD (CLASS X)	P/MONTH	2125.00	2800.00	2287.50	900.00	1800.00	2000.00
PRIVATE MEDICLE COLLEGE FEE MBBS (1ST YEAR)	P/MONTH	50000.00	0.00	50000.00	0.00	0.00	0.00
PRIVATE ENGINEERING COLLEGE FEE (ISTR YEAR)	P/MONTH	15000.00	15000.00	0.00	0.00	0.00	0.00
GOVT. COLLEGE FEE 1ST. YEAR	MONTH	42.09	42.09	42.09	42.09	42.09	42.09
GOVT. COLLEGE FEE 4TH. YEAR	MONTH	54.90	54.79	50.00	50.00	39.59	39.59
GOVT. UNIVERSITY FEE MSC.	MONTH	1487.93	1487.93	539.58	620.00	540.00	540.00
GOVT. MED. COLLEGE FEE MBBS	MONTH	641.67	641.66	641.66	642.00	641.66	641.66
GOVT. ENGG. COLL. FEE I YEAR	MONTH	595.83	595.83	0.00	404.17	595.83	0.00
COACHING FEE FOR CLASS IX/X	P/MONTH	2500.00	2500.00	1200.00	700.00	1000.00	1750.00
COACHING CHARGES FOR CLASS 1ST YEAR/INTER (SCIENCE)	P/MONTH	3000.00	3000.00	1500.00	700.00	1100.00	2750.00
COACHING CHARGES FOR CLASS 1ST YEAR/INTER (COMMERCE)	P/MONTH	3000.00	3000.00	1000.00	750.00	1000.00	950.00
I.T. TUITION FEES	P/MONTH	5277.83	5000.00	4166.00	2500.00	2100.00	0.00
MBA TUITION FEES	P/MONTH	6369.50	6000.00	3000.00	3000.00	2100.00	0.00
BREAD TANDOORI ST. SIZE	EACH	10.00	10.00	10.00	10.00	6.00	10.00
COOKED MUTTON (AV. HOTEL)	PLATE	166.67	150.00	150.00	150.00	140.00	185.00
COOKED BEEF (AV. HOTEL)	PLATE	121.67	100.00	90.00	90.00	100.00	125.00
COOKED DAL (AV. HOTEL)	PLATE	60.00	60.00	57.50	47.50	70.00	65.00
CHICKEN BIRYANI FULL/DOUBLE	PLATE	133.33	140.00	140.00	125.00	145.00	190.00
TEA PREPARED (ORDINARY)	CUP	15.00	20.00	17.50	17.50	15.00	17.50
HAIRCUT CHARGES FOR MEN	P/CUT	141.67	120.00	85.00	72.50	55.00	82.50
BEAUTY PORL HAIR STYL CHARGE	P/STY.	250.00	225.00	400.00	167.50	140.00	450.00
SHAVING CHARGES	PER SHV	76.67	80.00	47.50	37.50	32.50	55.00
LIPSTICK S.MISS/MEDORA	EACH	113.33	120.00	110.00	100.00	100.00	90.00
NAIL POLISH S.MISS/MEDORA	EACH	103.33	100.00	105.00	100.00	100.00	85.00
PERFUME MED.SIZE MEDORA/BROACH	EACH	193.33	200.00	110.00	140.00	180.00	150.00
HAIR-OIL AMLA/CHAMBELI	BOTTLE	115.00	115.00	120.00	125.00	85.00	100.00
TOILET SOAP LUX 95 GRAMS	EACH	34.70	34.70	34.70	34.70	34.70	34.70
TOILET SOAP LIFEBOUY 140 GRM	EACH	37.00	37.00	36.00	36.00	36.00	36.00
TOILET SOAP SAFEGUARD BATH SIZE	EACH	48.00	50.00	48.00	50.00	48.00	50.00
TOOTHPASTE MACKLINES 70 GRM	EACH	50.00	50.00	50.00	50.00	50.00	50.00
TOOTHPAST MED SIZE CLGATE 70 GMS	EACH	60.67	60.67	60.67	60.67	60.67	60.67
TOOTHBRUSH SHEILD A/PLAUQUE	EACH	45.00	45.00	42.50	32.50	40.00	46.25
TOOTHPOWDER DENTONIC 90 GRM	EACH	28.00	28.00	25.00	25.00	25.00	25.00
HAIR-COLOUR BEGIN (6 GMS)	EACH	100.00	100.00	90.00	95.00	95.00	100.00
HAIR COLOUR (KALAKOLA)	BOTTLE	130.00	130.00	130.00	120.00	125.00	120.00
FACECREAM PONDS (MEDIUM)	EACH	110.00	110.00	110.00	120.00	110.00	120.00
TALC POWDER VICE ROAY.B.CAT	EACH	136.67	150.00	120.00	120.00	110.00	110.00
BLADE TREET ORDINARY 10'S	PKT.	37.50	35.00	30.00	30.00	30.00	30.00
BLADE 7-O-CLOCK STAIN. 5'S	PKT.	35.00	35.00	30.00	30.00	35.00	37.50
SHAMPOO SUNSILK/PAINTIN 100 ML	BOTTLE	100.00	100.00	100.00	100.00	110.00	110.00
BEAUTY CREAM (FAIR & LOVELY)	EACH	85.00	85.00	155.00	85.00	120.00	115.00
HAIR REMOVING CREAM (EU-CREAM)	TUBE	60.00	60.00	60.00	55.00	55.00	65.00
GEL MEDIUM SIZE	BOTTLE	120.00	120.00	120.00	65.00	85.00	120.00
DISPOSABLE RAZOR GILLET-II	EACH	45.00	45.00	35.00	35.00	45.00	45.00
SHAVING CREAM TOUCH-ME/ADM.	EACH	65.00	75.00	62.50	55.00	55.00	60.00
GOLD TEZABI 24 CT	10 GM.	40291.00	40291.00	39351.00	40400.00	38456.00	39708.00
SILVER TEZABI 24 CT	10 GM.	633.00	642.00	620.00	710.00	565.00	531.00
ARTIFICIAL JEWELLARY SET	SET	950.00	850.00	662.50	850.00	230.00	2125.00
WRIST WATCH GENTS CITIZEN (ORIGINAL) ***	EACH	4000.00	4000.00	2000.00	2500.00	2500.00	2500.00
WRIST WATCH LADIES CITIZEN (ORIGINAL) ***	EACH	4000.00	4000.00	1800.00	2500.00	2500.00	2500.00
WALL CLOCK QUARTZ AV.QLTY	EACH	1350.00	1350.00	525.00	462.50	255.00	650.00
SUITCASE REXIN (24"x16"x6")	EACH	783.33	900.00	1000.00	775.00	725.00	850.00
TRUNK MEDIUM SIZE ***	EACH	4250.00	3800.00	1150.00	1775.00	1300.00	2200.00
PURSE LADIES (LEATHER) AVERAGE QUALITY	EACH	1266.67	975.00	700.00	725.00	500.00	600.00

### 7.11 Intercity Consumer Prices October, 2015

Description	Unit	Quetta	Turbat	Gawadar	Loralai	Khuzdar	D.M. Jamali
WHEAT	10 KG.	350.00	440.00	450.00	350.00	350.00	310.00
WHEAT FLOUR FINE/SUPERIOR.	KG.	40.00	55.00	54.00	37.00	40.00	40.00
WHEAT FLOUR AVG. QLTY	KG.	38.00	45.00	45.50	39.00	38.00	37.00
WHEAT FLOUR BAG	10 KG.	380.00	450.00	455.00	390.00	380.00	385.00
MAIDA	KG.	60.00	77.00	75.00	60.00	45.00	48.00
SUJI	KG.	60.00	78.00	80.00	60.00	75.00	50.00
BESAN AV. QLTY.	KG.	125.00	110.00	120.00	120.00	130.00	80.00
RICE BASMATI SUP. QLTY.	KG.	150.00	170.00	170.00	140.00	105.00	110.00
RICE BASMATI 385/386	KG.	95.00	90.00	105.00	125.00	50.00	82.50
RICE BASMATI BROKEN AV.QLTY	KG.	80.00	67.50	70.00	80.00	40.00	45.00
RICE IRR1-6 (SINDH/PUNJAB)	KG.	50.00	55.00	54.00	50.00	39.00	37.50
VERMICELLI	KG.	75.00	80.00	70.00	80.00	70.00	75.00
BREAD PLAIN MEDIUM SIZE	EACH	40.00	30.00	30.00	35.00	40.00	37.50
RUSK (PAPAY)	KG.	135.00	160.00	160.00	160.00	150.00	140.00
BISCUITS-PACKED	PKT	35.00	35.00	35.00	35.00	35.00	35.00
BISCUIT-BAKERY (LOOSE)	250 GM	55.00	56.00	60.00	55.00	80.00	70.00
CORNFLAKS FAUJI 225 GM.	PKT	162.00	153.00	154.00	120.00	153.00	180.00
SAMOSA (VEGATABLE)	EACH	12.00	7.00	6.50	15.00	6.00	10.00
PASTRY AV.QLTY.	EACH	22.50	20.00	20.00	22.50	15.00	20.00
PATTIES (VEGATABLES)	EACH	25.00	20.00	20.00	20.00	15.00	17.00
NIMCO	250 GM	45.00	70.00	70.00	75.00	80.00	65.00
CHIPS	250 GM	50.00	65.00	80.00	60.00	80.00	65.00
BEEF WITH BONE AV.QLTY.	KG	365.00	400.00	400.00	300.00	320.00	260.00
MUTTON AV.QLTY.	KG	600.00	700.00	700.00	560.00	530.00	545.00
CHICKEN FARM BROILER (LIVE)	KG	167.50	285.00	200.00	140.00	205.00	125.00
FISH-RAHU MEDIUM SIZE	KG	330.00	355.00	345.00	260.00	240.00	225.00
MILK FRESH (UNBOILED)	LTR.	85.00	110.00	110.00	85.00	80.00	80.00
CURD	KG.	100.00	120.00	120.00	90.00	90.00	120.00
MILK TETRA PACK 1/2 LTR.	PKT.	60.00	64.00	60.00	60.00	50.00	50.00
LACTOGEN 400 GRAMS	PKT.	425.00	435.00	435.00	435.00	435.00	435.00
POWDER MILK NIDO 400GM.	PKT	350.00	380.00	379.00	360.00	380.00	362.50
MILK POWDER LOOSE/PACKED	KG.	400.00	500.00	495.00	440.00	675.00	475.00
BUTTER LOCAL PACKED	50 GM.	24.00	30.00	30.00	0.00	30.00	30.00
EGGS FARM	DOZ	105.00	94.00	95.00	110.00	90.00	95.00
MUSTARD OIL AV.QLTY.	KG.	190.00	200.00	210.00	200.00	180.00	165.00
COOKING OIL (DALDA)	2.5LTR	455.00	460.00	460.00	356.50	485.00	440.00
COOKING OIL (PAKWAN) OTHER BRAND SPECIFY	2.5 LTR	415.00	415.00	415.00	420.00	445.00	430.00
VEGETABLE GHEE TIN	2.5KG.	445.00	449.00	450.00	440.00	440.00	440.00
VEGETABLE GHEE (LOOSE)	KG.	150.00	170.00	170.00	140.00	125.00	150.00
DATES AV.QLTY.	KG.	185.00	67.50	90.00	230.00	80.00	200.00
PISTACHIO AV.QLTY.	50 GM.	60.00	60.00	65.00	60.00	150.00	55.00
ALMONDS WHOLE AV.QLTY.	KG.	445.00	530.00	525.00	500.00	900.00	725.00
COCONUT DRY AV.QLTY.	KG.	240.00	280.00	255.00	220.00	500.00	270.00
RAISINS AV.QLTY.	50 GM.	22.50	20.00	20.00	14.00	60.00	27.50
GROUNDNUTS (WITH SHELL)	KG.	140.00	145.00	145.00	180.00	200.00	240.00
MALTA/MOSAMBI	DOZ	80.00	150.00	150.00	150.00	150.00	150.00
KINNU	DOZ	0.00	0.00	0.00	0.00	0.00	0.00
APPLE	KG	70.00	115.00	115.00	120.00	40.00	70.00
ALOO BUKHARA	KG	0.00	0.00	0.00	0.00	0.00	0.00
POMEGRANATE (ANNAR)	KG	100.00	145.00	140.00	180.00	100.00	140.00
GRAPES	KG	100.00	135.00	145.00	140.00	140.00	180.00
BANANAS	DOZ	50.00	80.00	80.00	80.00	80.00	50.00
MANGO KALMI	KG	0.00	0.00	0.00	0.00	0.00	0.00
GUAVA	KG	60.00	85.00	80.00	50.00	55.00	80.00
WATERMELON (TURBOOZ)	KG	0.00	0.00	0.00	0.00	0.00	0.00
MUSKMELON (KHARBOOZA)	KG	0.00	0.00	0.00	0.00	0.00	0.00
SWEETMELON (GARMA)	KG	50.00	65.00	65.00	30.00	50.00	40.00
PULSE MASOOR (WHOLE)	KG.	130.00	130.00	130.00	140.00	130.00	140.00
PULSE MASOOR (WASHED)	KG.	135.00	140.00	140.00	120.00	135.00	155.00
PULSE MOONG (WASHED)	KG.	165.00	150.00	150.00	160.00	200.00	180.00
PULSE MASH (WASHED)	KG.	245.00	160.00	160.00	200.00	185.00	145.00

Contd.

### 7.11 Intercity Consumer Prices October, 2015

Description	Unit	Quetta	Turbat	Gawadar	Loralai	Khuzdar	D.M. Jamali
PULSE GRAM	KG.	140.00	105.00	100.00	130.00	120.00	120.00
GRAM WHOLE BLACK AV.QLTY.	KG.	105.00	120.00	120.00	120.00	150.00	110.00
GRAM WHOLE YELLOW AV.QLTY	KG.	150.00	160.00	160.00	120.00	170.00	150.00
BEANS (LAL LOBIA)	KG.	140.00	90.00	90.00	120.00	160.00	125.00
POTATOES	KG	24.00	35.00	35.00	20.00	19.00	20.00
ONION	KG	55.00	60.00	65.00	50.00	40.00	50.00
TURNIP	KG	27.50	45.00	60.00	20.00	25.00	35.00
RADISH	KG	27.50	55.00	75.00	46.50	30.00	40.00
TOMATOES	KG	70.00	85.00	85.00	60.00	70.00	75.00
CABBAGE	KG	0.00	0.00	0.00	0.00	0.00	0.00
CAULIFLOWER	KG	47.50	100.00	95.00	40.00	25.00	60.00
BRINJAL	KG	37.50	55.00	65.00	50.00	25.00	35.00
PUMPKIN	KG	0.00	0.00	0.00	0.00	0.00	0.00
BOTTLEGOURD	KG	27.50	65.00	75.00	40.00	25.00	55.00
LADY FINGER	KG	57.50	90.00	100.00	70.00	55.00	50.00
PEAS	KG	0.00	0.00	0.00	0.00	0.00	0.00
SPINACH	KG	20.00	30.00	30.00	20.00	10.00	22.50
TINDA	KG	37.50	95.00	85.00	40.00	46.50	37.50
TURAI	KG	47.50	55.00	75.00	60.00	50.00	70.00
KARAILA	KG	67.50	115.00	120.00	80.00	95.00	60.00
ARVI	KG	77.50	57.00	70.00	100.00	100.00	50.00
CHILLIES GREEN	KG	77.50	120.00	135.00	70.00	75.00	55.00
CARROT	KG	0.00	0.00	0.00	0.00	0.00	0.00
COCUMBER (KHEERA)	KG	37.50	95.00	100.00	60.00	60.00	45.00
LEMON	250GM	47.50	60.00	75.00	30.00	60.00	45.00
SUGAR REFINED	KG.	58.00	72.00	72.50	60.00	65.00	61.00
GUR AV.QLTY	KG.	85.00	95.00	90.00	80.00	100.00	85.00
HONEY LANGANESE 500 GM.	BOTTLE	740.00	650.00	700.00	610.00	500.00	800.00
MILO 200 GM.	BOTTLE	200.00	150.00	150.00	200.00	200.00	220.00
CUSTARD POWDER RAFHAN 300 GM.	PKT	75.00	80.00	80.00	80.00	70.00	75.00
TOFFEE (HILAL)	EACH	1.00	2.00	2.50	1.00	1.00	2.00
CHOWKELATE CANDY (SMALL SIZE)	EACH	5.00	5.00	5.00	5.00	5.00	5.00
SWEETMEAT (MIXED)	KG	250.00	350.00	350.00	250.00	300.00	320.00
ICE CREAM WALLS	CUP.	40.00	40.00	40.00	40.00	40.00	40.00
ICE	KG	15.00	17.50	20.00	15.00	30.00	12.50
JAM AHMED/MITCHELLES	BOTTLE	140.00	115.00	115.00	140.00	190.00	125.00
SQUASH-MITCHELLES	BOTTLE	160.00	142.50	150.00	160.00	160.00	150.00
ROOH AFZA	BOTTLE	160.00	150.00	155.00	150.00	145.00	150.00
JAM-E-SHIREEN	BOTTLE	160.00	150.00	150.00	160.00	155.00	150.00
SAUNF	50 GM	13.50	14.50	14.00	15.00	40.00	15.00
CINAMON LOOSE AV. QLTY	50 GM.	22.50	30.00	40.00	30.00	30.00	22.50
CUMINSEED WHITE NATIONAL	50 GM.	50.00	52.00	50.00	54.00	50.00	54.00
PEPPER BLACK NATIONAL	50 GM.	96.00	74.00	75.00	96.00	90.00	96.00
CLOVES LOOSE AV.QLTY	50 GM.	86.00	30.00	50.00	100.00	90.00	120.00
CARDAMOM LARGE LOOSE AV.QLTY	50 GM.	145.00	60.00	70.00	150.00	200.00	105.00
CARDAMOM SMALL AV.QLTY	50 GM.	180.00	150.00	150.00	100.00	190.00	95.00
SALT-POWDERED (LAHORI) LOOSE	KG.	10.00	11.00	10.00	12.00	10.00	10.00
SALT POWDERED (NATIONAL/SHAN)	PKT	25.00	20.00	25.00	25.00	25.00	25.00
CHILLIES POWD.NATIONAL 200GM	PKT	105.00	105.00	105.00	105.00	105.00	105.00
CHILLIES POWDER LOOS	KG.	310.00	350.00	350.00	360.00	280.00	290.00
CORRIANDER SEED POWD.NATIONAL	PKT	80.00	80.00	80.00	104.00	100.00	87.00
CORRIANDER SEED (LOOSE)	KG.	230.00	150.00	290.00	280.00	300.00	245.00
TURMERIC POWD.NATIONAL 50GM	PKT.	35.00	35.00	35.00	35.00	39.00	35.00
CURRY POWD. NATIONAL 200 GM	PKT.	87.00	86.00	86.00	86.00	86.00	86.00
TOMATO KETCHUP AHMED/MITCHL	BOTTLE	85.00	100.00	90.00	96.00	90.00	95.00
PICKLES AHMED/MITCHELLES	BOTTLE	105.00	105.00	102.50	120.00	120.00	115.00
VINEGAR SYNTHETIC (SIRKA)	BOTTLE	85.00	50.00	60.00	80.00	50.00	75.00
GARLIC	KG	170.00	160.00	160.00	100.00	150.00	120.00
GINGER	KG	170.00	190.00	200.00	200.00	200.00	280.00
TAPAL DANEDAR TEA 200GM PACKET	PKT	136.84	146.91	152.63	147.36	126.32	176.84
TEA LIPTON YELLOW LABEL 200GM.	PKT.	176.84	149.47	149.47	157.89	176.84	149.47

Contd.

### 7.11 Intercity Consumer Prices October, 2015

Description	Unit	Quetta	Turbat	Gawadar	Loralai	Khuzdar	D.M. Jamali
TEA LOOSE KENYA AV.QLTY 250GM.	PKT.	112.50	172.50	170.00	124.00	160.00	180.00
COFFEE-NESCAFE 75 GM. **	BOTTLE	300.00	290.00	300.00	300.00	270.00	275.00
COLD DRINK (STANDARD SIZ)	BOTTLE	25.00	30.00	30.00	25.00	25.00	25.00
FRUIT JUICE TETRA PACK	PKT.	15.00	20.00	20.00	16.50	20.00	20.00
MINERAL WATER NESTLE 1.5 LTR	BOTTLE	45.00	50.00	50.00	45.00	45.00	50.00
CIGARETTES K-2 10'S **	PKT	60.00	45.00	45.00	50.00	45.00	45.00
CIGARETTES CAPSTAN 10'S **	PKT	60.00	70.00	60.00	60.00	60.00	60.00
CIGARETTES GOLD LEAF 20'S	PKT	120.00	115.00	110.00	120.00	110.00	115.00
CIGARETTES MORVEN GOLD 20'S	PKT	60.00	70.00	60.00	60.00	60.00	60.00
BETEL LEAVES	50GM.	40.00	40.00	40.00	35.00	50.00	55.00
BETEL NUTS	KG.	235.00	240.00	240.00	240.00	350.00	200.00
LONG CLOTH 57" GUL AHMED/AL-KARAM	METER	170.00	195.00	180.00	180.00	200.00	225.00
SHIRTING AV.QLTY.	METER	150.00	150.00	150.00	135.00	200.00	155.00
PANT CLOTH W & WEAR AV.QLTY	METER	300.00	270.00	300.00	370.00	200.00	200.00
LAWN PRINTED GUL AHMED/AL-KARAM	METER	180.00	175.00	160.00	200.00	180.00	205.00
GEORGETTE AV.QLTY	METER	105.00	90.00	80.00	145.00	100.00	70.00
LINEN AV.QLTY ***	METER	85.00	70.00	75.00	130.00	150.00	100.00
HEAVY WT SUITING LAWERNCPUR AVG QLTY	METER	1100.00	1100.00	1100.00	1000.00	1100.00	900.00
HEAVY WT SUITING LAWERNCPUR SUP QLTY	METER	1300.00	1300.00	1300.00	1500.00	1300.00	1300.00
TROPICAL SUITING LAW.PUR	METER	950.00	950.00	950.00	1000.00	950.00	950.00
PANT BOY 24"/26" LENGTH.	EACH	375.00	320.00	360.00	500.00	900.00	325.00
SHIRT BOY 24"/26" LENGTH	EACH	275.00	300.00	330.00	300.00	850.00	325.00
SCHOOL UNI. PANT,SHIRT BOYS	SUIT	900.00	825.00	800.00	550.00	850.00	485.00
SCHOOL UNI. KAMEEZ,SHAL.BOYS	SUIT	1000.00	750.00	700.00	462.50	800.00	350.00
SCHOOL UNI. KAMEEZ,SHAL.GIRL	SUIT	1100.00	750.00	800.00	470.00	800.00	500.00
FROCK W/WEAR GIRLS	EACH	450.00	200.00	245.00	475.00	800.00	350.00
AWAMI-SUIT W & W(BOY) 24"/26	SUIT	475.00	1000.00	800.00	500.00	500.00	550.00
AWAMI-SUIT W&W (GENTS)AV.QLTY	SUIT	675.00	850.00	850.00	700.00	700.00	1100.00
PULLOVER GENTS OXFORD/BON.	EACH	3250.00	2000.00	2000.00	2800.00	2000.00	1900.00
PULLOVER LADIES OXFORD/BON.	EACH	3350.00	2150.00	2175.00	3000.00	2750.00	1700.00
PULLOVER (GENTS) OTHERS A.QTY	EACH	725.00	555.00	575.00	1100.00	750.00	1500.00
SECOND-HAND COAT FOR MEN	EACH	300.00	250.00	250.00	410.00	280.00	225.00
SECONDHAND SWEETER FOR MEN DUP QLTY	EACH	350.00	200.00	200.00	350.00	220.00	200.00
SECONDHAND WINTER JACKET	EACH	325.00	275.00	275.00	275.00	220.00	275.00
UNDERWEAR AV.QLTY MEDIUM SIZE	EACH	65.00	90.00	90.00	70.00	200.00	65.00
VEST FOR MEN AV.QLTY.	EACH	75.00	115.00	105.00	86.25	150.00	130.00
VEST/SHAMEEZ (WOMEN) AVG. QLTY	EACH	105.00	160.00	170.00	105.00	300.00	100.00
SOCKS NYLON (PAKISTANI)	PAIR	67.50	120.00	120.00	75.00	80.00	55.00
BRASSIER AV.QLTY.	EACH	100.00	120.00	120.00	107.50	300.00	130.00
BRASSIER SUP QLTY	EACH	250.00	190.00	200.00	300.00	300.00	212.50
DOPATTA GEORGETTE AV.QLTY.	EACH	210.00	280.00	300.00	185.00	250.00	190.00
DOPATTA COTTON AV GLTY	EACH	125.00	190.00	215.00	112.50	250.00	140.00
CHADDAR (W/WEAR) (2x2.5 MTR)	EACH	230.00	280.00	300.00	290.00	300.00	525.00
LUNGI/DHOTI(COTTON) AVG. QLTY	EACH	240.00	250.00	275.00	450.00	275.00	200.00
HANDKERCHIEF AVG. QLTY PAK	EACH	30.00	50.00	45.00	32.50	50.00	45.00
HANDKERCHIEF SUP. QLTY PAK	EACH	50.00	65.00	70.00	45.00	70.00	65.00
GLOVES AV QLTY	PAIR	55.00	85.00	85.00	60.00	200.00	45.00
AZARBAND COTTON AVG. QLTY	EACH	12.50	20.00	20.00	13.50	20.00	30.00
SEWING THREAD/REEL(ASLI PARI)	EACH	4.00	7.00	7.00	7.00	6.00	5.50
WASHING CHARGES PAINT & SHIRT	SUIT	65.00	55.00	65.00	75.00	170.00	70.00
DRY CLEANING SUIT COAT PANT	SUIT	150.00	250.00	250.00	150.00	175.00	155.00
WASHING CH. (KAMIZ-SHALWAR)	PAIR	40.00	45.00	50.00	45.00	55.00	65.00
TAILORING SHIRT	EACH	265.00	250.00	250.00	300.00	250.00	275.00
TAILORING CHARGES PANT (MEN)	EACH	425.00	375.00	375.00	400.00	375.00	500.00
TAILORING COAT-PANT SUIT	SUIT	3250.00	3250.00	3250.00	3500.00	3250.00	3500.00
TAILORING AWAMI-SUIT (MALE)	SUIT	600.00	550.00	550.00	500.00	500.00	475.00
TAILORING SUIT FEMALE	SUIT	600.00	400.00	400.00	500.00	375.00	375.00
GENTS SHOES PAUL BATA	PAIR	1199.00	1199.00	1199.00	1199.00	1199.00	1199.00
GENTS SANDAL BATA	PAIR	699.00	699.00	699.00	699.00	699.00	699.00
GENTS SPOUNG CHAPPAL BATA	PAIR	179.00	179.00	179.00	179.00	179.00	179.00
LADIES SANDAL BATA	PAIR	499.00	499.00	499.00	499.00	499.00	499.00

Contd.

### 7.11 Intercity Consumer Prices October, 2015

Description	Unit	Quetta	Turbat	Gawadar	Loralai	Khuzdar	D.M. Jamali
LADIES SPOUNG CHAPPAL BATA	PAIR	179.00	179.00	179.00	179.00	179.00	179.00
CHILD SHOE POWER LITE BATA	PAIR	599.00	599.00	599.00	599.00	599.00	599.00
GENTS SHOE, ART 1109 SERVICE	PAIR	999.00	999.00	999.00	999.00	999.00	999.00
NYLON JOGGER 27 SIZE 2-5 ***	PAIR	1299.00	1299.00	1299.00	1299.00	1299.00	1299.00
CHINA FOOT WEAR AV. QLTY (MALE) *	PAIR	475.00	850.00	750.00	500.00	220.00	550.00
CHINA FOOT WEAR AV. QLTY (FEMALE) *	PAIR	300.00	600.00	600.00	350.00	220.00	425.00
CHINA FOOT WEAR AV. QLTY (CHILDREN) *	PAIR	285.00	550.00	600.00	300.00	200.00	275.00
SHOE REPAIR HALF SOLE	PAIR	90.00	120.00	100.00	55.00	80.00	85.00
SHOES POLISH CHARGES AVERAGE SHOP	PAIR	20.00	30.00	30.00	17.50	20.00	20.00
HOUSE RENT (combined)	MONTH	10578.00	3986.00	5619.00	4054.00	1997.00	3455.00
rent 2	pm	10578.00	3986.00	5619.00	4054.00	1997.00	3455.00
RENT3	PM	10578.00	3986.00	5619.00	4054.00	1997.00	3455.00
RENT4	PM	10578.00	3986.00	5619.00	4054.00	1997.00	3455.00
RENT5	PM	10578.00	3986.00	5619.00	4054.00	1997.00	3455.00
RENT6	PM	10578.00	3986.00	5619.00	4054.00	1997.00	3455.00
SYNTHETIC ENEMAL ROBIALAC BALTI 3.64 LTR.	EACH	1615.00	1600.00	1600.00	1550.00	1900.00	1700.00
SYNTHETIC ENEMAL ICI BALTI 3.64 LTR.	EACH	1875.00	1700.00	1750.00	1650.00	1900.00	1450.00
CEMENT (LOCAL) SPECIFY BRAND NAME	BAG	540.00	550.00	560.00	470.00	550.00	515.00
BRICKS (NEW) IST CLASS	P/1000	6250.00	0.00	0.00	6500.00	5000.00	5750.00
CEMENT BLOCKS (6"x8"x12")	P/100	0.00	1950.00	2000.00	0.00	1800.00	0.00
BAJREE	100CFT	4250.00	3400.00	3900.00	2775.00	4800.00	2050.00
SAND (BLACK PIT SAND)	K100CFT	3250.00	3000.00	3000.00	2300.00	0.00	2000.00
TIMBER SHESHAM LOG IST QUALITY	cubmt.	55582.00	0.00	0.00	0.00	0.00	0.00
IRON BAR (M.S. BAR) 1/2"	P/TON	68000.00	76500.00	77500.00	74500.00	90000.00	65500.00
CARPANTER WAGE RATE	P/DAY	900.00	1050.00	1000.00	1000.00	1000.00	700.00
MASON (RAJ) WAGE RATE	P/DAY	1100.00	1250.00	1400.00	900.00	950.00	700.00
UNSKILLED LABOUR WAGE RATE	P/DAY	550.00	650.00	650.00	550.00	475.00	375.00
PLUMBER WAGE RSTE	P/DAY	800.00	1100.00	1200.00	1100.00	1000.00	700.00
ELECTICIAN WAGE RATE PER DAY **	P/DAY	750.00	1200.00	1100.00	700.00	0.00	600.00
ELECTICIAN WAGE RATE PER POINT **	P/PNT	150.00	100.00	100.00	175.00	100.00	125.00
WATER CHARGES PER HOUSE	P/MONTH	125.00	150.00	250.00	0.00	190.00	300.00
ELECT.CHARGES UPTO 50 UNITS	P/UNIT	2.00	2.00	2.00	2.00	2.00	2.00
ELECT.CHARGES 01 - 100 UNIT	P/UNIT	6.18	6.18	6.18	6.18	6.18	6.18
ELECT.CHARGES 101 - 300 UNIT	P/UNIT	9.54	9.54	9.54	9.54	9.54	9.54
ELECT.CHARGES 301 - 1000 UNIT	P/UNIT	16.39	16.39	16.39	16.39	16.39	16.39
ELECT.CHARGES ABOVE 1000 UNIT	P/UNIT	18.39	18.39	18.39	18.39	18.39	18.39
ELEC	PM	10.50	10.50	10.50	10.50	10.50	10.50
GAS CHRg upto 3.3719 MMBTU	MMBTU	128.70	0.00	0.00	0.00	0.00	128.70
GAS CHRg 3.3719 - 6.7438 MMBTU	MMBTU	257.40	0.00	0.00	0.00	0.00	257.40
GAS CHRg 6.7438 - 10.1157 MMBTU	MMBTU	257.40	0.00	0.00	0.00	0.00	257.40
GAS CHRg 10.1157 - 13.4876 MMBTU	MMBTU	702.00	0.00	0.00	0.00	0.00	702.00
GAS	PM	702.00	0.00	0.00	0.00	0.00	702.00
GAS	PM	409.50	0.00	0.00	0.00	0.00	409.50
KEROSENE OIL	LTR	68.00	125.00	125.00	95.00	72.00	100.00
FIREWOOD WHOLE	40 KG.	575.00	360.00	400.00	400.00	450.00	375.00
CHAIR SHESHAM WOOD WITH ARMS **	EACH	1150.00	2000.00	2150.00	1350.00	1500.00	1550.00
CHAIR PLASTIC (CHAIRMAN) AVERAGE QUALITY	EACH	550.00	775.00	775.00	587.50	1200.00	750.00
TABLE SHESHAM WOOD (4X2X5") ***	EACH	5500.00	4000.00	3750.00	4500.00	4500.00	5625.00
SOFASET WOODEN WITH FOAM SEAT **	SET	30000.00	10000.00	8900.00	10000.00	12000.00	12000.00
COT IRON (WITH NIWAR)AV.QLTY.	EACH	2600.00	2650.00	2550.00	2550.00	2000.00	2800.00
ALMIRAH (STEEL) 6'X3' 20 GUAGE	EACH	9000.00	10000.00	10000.00	6750.00	11000.00	13000.00
DINNING TABLE 6 CHAIRS A.QLTY	SET	13000.00	24000.00	21000.00	11000.00	10500.00	15500.00
SINGLE BED WITHOUT FOAM MED.	EACH	6500.00	3700.00	3600.00	4500.00	8000.00	5750.00
MATRESS SINGLE(4"THICK)	EACH	3750.00	3500.00	2950.00	3900.00	4000.00	5000.00
FARSHI DARI 12'X9' AV.QLTY	EACH	1000.00	500.00	500.00	1000.00	2500.00	1200.00
DARI COTTON (6'x2 1/2') AV.QL	EACH	475.00	383.33	300.00	500.00	1500.00	425.00
CARPET PLAIN AV. QLTY	SQFT.	61.25	48.67	50.00	35.00	35.00	45.00
QUILT (LIHAF) 3 KG. COTTON	EACH	700.00	550.00	500.00	625.00	1200.00	675.00
BLANKET (90" x 54")	EACH	2000.00	2500.00	2500.00	2000.00	3000.00	3750.00
BEDSHEET SINGLE BED SUP.QLTY	EACH	575.00	400.00	405.00	500.00	1000.00	550.00
BED SHEET DOUBLE WITH TWO PILLOW COVERS SUP QLTY	SET	575.00	490.00	485.00	550.00	1200.00	800.00

Contd.

### 7.11 Intercity Consumer Prices October, 2015

Description	Unit	Quetta	Turbat	Gawadar	Loralai	Khuzdar	D.M. Jamali
TOWEL(3'x2') AV. QALTY	EACH	150.00	200.00	215.00	206.25	350.00	200.00
CEILING FAN 48" SUPER QLTY **	EACH	2650.00	3700.00	3600.00	2500.00	3000.00	3500.00
PEDESTAL FAN 22" SUPER QLTY	EACH	3600.00	3900.00	3650.00	3500.00	3500.00	4100.00
REFG. DAWLENCE 10 CFT. D.DOOR	EACH	29500.00	36000.00	37000.00	26300.00	38000.00	32000.00
D-FREEZER WAVES 8 CFT.	EACH	25000.00	33000.00	33000.00	25000.00	35000.00	25500.00
AIRCONDITIONER 1.5 TON PEL	EACH	45000.00	43500.00	43300.00	40000.00	46000.00	44500.00
SPLIT AIR CONDITIONER 1.5 TON (SPECIFY BRAND NAME)	EACH	47000.00	47000.00	47250.00	43500.00	40000.00	47500.00
AIRCOOLER SUPER ASIA	EACH	11500.00	9500.00	9500.00	11500.00	10500.00	10000.00
WASHING MACHINE SINGER	EACH	15200.00	14700.00	14700.00	15000.00	14700.00	14700.00
SEWING MACHINE(SINGER)	EACH	5210.00	5400.00	5250.00	5400.00	5210.00	5210.00
GIZER LARGE SIZE 30 GALLON CAPACITY SUP QLTY	EACH	12500.00	10000.00	10000.00	12000.00	17000.00	14750.00
GAS BURNER DOUBLE SPFY.BRAND	EACH	1250.00	1350.00	1200.00	1700.00	2200.00	1500.00
ELECT. IRON PHILIPS MDL.1120	EACH	1150.00	1350.00	1200.00	1200.00	1200.00	1450.00
ELECTRIC JUICER FOR APPLE	EACH	3800.00	3700.00	3600.00	3500.00	2500.00	4000.00
S.STEEL DEGHCHI MEDIUM SIZE ***	EACH	500.00	950.00	900.00	500.00	700.00	575.00
ALUMINIUM COOKING PAN (DEGCHI ) MED SIZE	EACH	425.00	700.00	750.00	400.00	950.00	500.00
NON STICK COOKING PAN (DEGCHI ) SUP. QLTY	EACH	350.00	950.00	930.00	345.00	400.00	650.00
FRYING PAN STEEL AVG. QLTY MED. SIZE	EACH	260.00	250.00	200.00	200.00	800.00	475.00
TAWA IORN (MEDIUM SIZE) AVG. QLTY	EACH	200.00	275.00	275.00	200.00	400.00	300.00
S.STEEL PLATE A.QLTY.(M.SIZE)	EACH	85.00	90.00	80.00	42.50	130.00	65.00
TABLE SPOON S.STEEL SUP.QLTY.	DOZEN	325.00	240.00	250.00	300.00	500.00	420.00
WATER SET JUG+6 GLASSES (OMROC)	SET	340.00	500.00	475.00	750.00	900.00	450.00
TEA SET PAK. CHINAWARE 21 PCS.	SET	1100.00	1200.00	900.00	2500.00	1300.00	1950.00
DINNER SET PLASTIC 72 PIECES SUPERIOR QLTY	SET	4750.00	3450.00	2850.00	3000.00	2200.00	4450.00
HOTPOT SET PLASTIC 3 PCS.	SET	1050.00	900.00	900.00	1150.00	1300.00	1900.00
BUCKET(BALTI) PLASTIC MED.SIZ	EACH	285.00	370.00	395.00	350.00	300.00	275.00
LOTA PLASTIC (MED SIZE) AVERAGE QUALITY	EACH	40.00	60.00	60.00	50.00	70.00	60.00
PRESURE COOKER 4 LTR.	EACH	1100.00	950.00	775.00	1400.00	1300.00	1225.00
WATER COOLER 9/10 LTR.PLASTIC ***	EACH	500.00	550.00	555.00	550.00	500.00	950.00
THERMOS STARVAC 1 LTR	EACH	375.00	670.00	625.00	425.00	500.00	350.00
BULB PHILIPS 100-WATTS	EACH	30.00	30.00	30.00	25.00	30.00	25.00
TUBE LIGHT PHILIPS 40 WATTS	EACH	100.00	135.00	130.00	110.00	100.00	95.00
ELECTRIC BLUBS "0" WATTE LOCAL	EACH	20.00	25.00	20.00	20.00	20.00	25.00
ELECTRIC BLUB ENERGY SAVER 14 WATTS	EACH	180.00	120.00	130.00	140.00	150.00	180.00
WASHING SOAP 250 GMS SPECIFY BRAND NAME	EACH	30.00	24.00	25.00	29.50	30.00	35.00
SURF EXCEL 400 GMS POLY BAG	EACH	115.00	113.00	110.00	110.00	125.00	125.00
WASHING POWDER 1000 GRM	EACH	175.00	192.50	185.00	175.00	175.00	185.00
WASHING POWDER (WHEEL/ BONUS) 100 GRAMS	EACH	85.00	98.00	100.00	90.00	85.00	95.00
CLEANSER POWDER VIM 1000 GM	PKT.	72.22	72.22	72.22	66.67	66.67	66.67
FINIS 500 ML	BOTTLE	187.50	190.00	180.00	187.50	170.00	165.00
PHNYLE TYPHONE/FINIS/CARRANITE 3 LITRES	BOTTLE	120.00	140.00	140.00	150.00	150.00	115.00
HARPIC	BOTTLE	130.00	145.00	145.00	135.00	125.00	130.00
BOOT POLISH CHERRY/KIWI 50ML	EACH	100.00	80.00	80.00	80.00	80.00	100.00
ROBIN BLUE (35 GRAMS)	PKT.	35.00	25.00	30.00	50.00	25.00	25.00
TISSU PAPER PERFUMED 100 PCS.	PKT	100.00	100.00	97.50	118.75	110.00	90.00
TOILET PAPER ROLL (R.PETEL)	P/ROLL	40.00	40.00	40.00	37.50	40.00	40.00
BOOT POLISH LIQUID CHEERY BLOSSOM KIWI 75 ML	BOTTLE	120.00	120.00	120.00	120.00	120.00	140.00
MATCH BOX SMALL	EACH	1.00	2.00	2.00	2.00	1.50	1.50
DRY CELL 1.5 VOLT(LOCAL)	EACH	15.00	15.00	15.00	25.00	25.00	21.50
HAND STITCHING NEEDLE M.SIZE	PACKET	5.00	8.00	8.00	6.00	10.00	5.00
SEWING MACHINE NEEDLE (SINGER)	EACH	5.00	6.00	6.00	5.00	6.00	5.00
HOUSEHOLD SERVANT FEMALE P/T	P/MNTH	1350.00	4000.00	4000.00	1500.00	3000.00	900.00
MARRIAGE HALL WITH FURNITURE	P/HEAD	80.00	50.00	50.00	50.00	50.00	50.00
SEPTRAN TABLETS	10TAB.	15.00	15.00	15.00	16.00	15.00	16.00
BRUFEN TABS 200-MG.	10TAB.	10.00	10.00	10.00	10.00	10.00	10.00
PANADOL TAB. EXTRA/PLAIN	10TAB.	10.00	10.00	10.00	10.00	10.00	10.00
DISPRIN TAB.	10TAB.	10.00	10.00	10.00	10.00	10.00	10.00
TRISIL TAB.	10 TAB	10.00	10.00	10.00	10.00	10.00	10.00
FLAGYL TAB. 200 MG.	10TAB.	10.00	10.00	10.00	10.00	10.00	10.00
VENTOLIN TAB. 2MG.	10TAB.	9.00	9.00	9.00	9.00	9.00	9.00
DAONIL TAB. 5 MG.	10TAB.	17.00	17.00	17.00	17.00	17.00	17.00

Contd.



### 7.11 Intercity Consumer Prices October, 2015

Description	Unit	Quetta	Turbat	Gawadar	Loralai	Khuzdar	D.M. Jamali
ENTOX TAB.	10TAB.	10.00	10.00	10.00	10.00	10.00	10.00
RENITEC TAB. 5 MG.	10TAB.	59.00	59.00	59.00	59.00	59.00	59.00
CAC. 1000 TAB	BOTTLE	122.00	122.00	122.00	122.00	122.00	122.00
AMOXIL CAPSOLE 250 MG.S	10CAP.	36.00	36.00	36.00	36.00	36.00	36.00
CALCIUM SYRUP SANDOZ	BOTTLE	64.00	64.00	64.00	64.00	64.00	64.00
LEDERPLEX SYRUP	BOTTLE	35.00	35.00	35.00	35.00	35.00	35.00
SANCOS SYRUP (50 ML.)	BOTTLE	30.00	30.00	30.00	30.00	30.00	30.00
PHENERGAN SYRUP 120 ML.	BOTTLE	33.00	33.00	33.00	33.00	33.00	33.00
CALPOL SYRUP 60 ML.	BOTTLE	28.00	28.00	28.00	28.00	28.00	28.00
HYDRYLLIN SYRUP 120 ML.	BOTTLE	65.00	65.00	65.00	65.00	65.00	65.00
POLYFAX EYE OINTMENT	TUBE	21.00	21.00	21.00	21.00	21.00	21.50
BETNESOL EYE DROPS	BOTTLE	33.89	33.89	33.89	33.89	33.89	33.89
EAR DROPS (CARDISPORINE) ***	BOTTLE	21.00	21.00	21.00	21.00	21.00	21.00
BETNOVATE-N OINTMENT 5 GMS	TUBE	16.00	16.00	16.00	16.00	16.00	16.00
BURNOL CREAM 30 GRM	TUBE	16.00	16.00	16.00	16.00	16.00	16.00
VICKS VAPORUB/BALM	BOTTLE	36.00	36.00	37.00	36.00	36.00	36.00
GLYCRINE SMALL BOTTLE	BOTTLE	45.00	25.00	25.00	30.00	25.00	15.00
JOUHAR JOSHANDA	PKT.	8.00	7.00	7.00	8.00	7.00	6.00
GALXOS-D (450 GRMS)	PKT.	151.88	151.88	151.88	151.88	157.50	157.50
GRIPE-WATER WOODWARDS	BOTTLE	50.00	55.00	55.00	55.00	55.00	55.00
SANIPLAST ONE PUTTY	EACH	1.50	3.00	3.00	2.00	2.00	1.45
O.R.S. (NIMCOL)	PKT.	15.00	15.00	15.00	15.00	15.00	15.00
DETTOL (MEDIUM)	BOTTLE	46.80	46.80	46.80	46.80	46.80	46.80
COTTON BANDAGE 2" - 4"	EACH	10.00	15.00	15.00	13.00	12.00	10.00
THERMOMETER CHINA	EACH	35.00	50.00	50.00	35.00	50.00	40.00
DOCTOR (MBBS) CLINIC FEE	P/PAT.	200.00	350.00	300.00	200.00	200.00	90.00
URINE TEST (DR) CHARGES	P/TEST	80.00	250.00	300.00	100.00	100.00	85.00
BLOOD TEST (CP) CHARGES	P/TEST	200.00	350.00	350.00	200.00	125.00	225.00
SUGAR TEST (RANDOM/FASTING BOTH) CHARGES	P/TEST	175.00	300.00	300.00	150.00	150.00	200.00
ECG CHARGES	P/TEST	175.00	400.00	400.00	200.00	300.00	150.00
X-RAY (CHEST) CHARGES	P/X-RAY	300.00	350.00	350.00	250.00	230.00	350.00
CAR SUZUKI 800 CC (W/O. A/C)	EACH	0.00	0.00	0.00	0.00	0.00	0.00
CAR SUZUKI 1000 CC	EACH	1044000.00	0.00	0.00	0.00	0.00	0.00
CAR TOYOTA 1300 CC	EACH	1568000.00	0.00	0.00	0.00	0.00	0.00
CAR HONDA CIVIC	EACH	2035000.00	0.00	0.00	0.00	0.00	0.00
MOTORCYCLE HONDA CD-70.	EACH	69500.00	68000.00	67000.00	63500.00	0.00	63500.00
MOTORCYCLE YAMAHA 100CC.	EACH	80600.00	81000.00	81750.00	81000.00	0.00	0.00
MOTOR CYCLE HERO 70 CC	EACH	45000.00	50000.00	0.00	50000.00	0.00	0.00
BICYCLE WITH TYRES & TUBES	EACH	7062.50	6000.00	5200.00	7000.00	0.00	7000.00
TYRE CAR WITH TUBE GENERAL	EACH	3250.00	4000.00	4000.00	3300.00	3000.00	3300.00
TYRE MOTOR CYCLE WITHOUT TUBE	EACH	1050.00	1300.00	1400.00	1100.00	1250.00	1100.00
TYRE CYCLE SPECIFY BRAND NAME	EACH	350.00	300.00	300.00	300.00	450.00	475.00
TYRE CAR W/O TUBE	EACH	2950.00	3500.00	3500.00	2000.00	6600.00	2800.00
PETROL SUPER	LITRE	73.76	73.76	73.76	73.76	73.76	73.76
HIGH SPEED DIESEL HSD	LITRE	82.04	82.04	82.04	82.04	82.04	82.04
CNG	K.G.	75.82	0.00	0.00	0.00	0.00	75.82
GAS CYLINDER STAND. SIZE	EACH	1225.00	880.00	990.00	1300.00	1075.00	1700.00
MOTOR CYCLE SERVICE CHARGES	EACH	275.00	200.00	200.00	200.00	300.00	200.00
CAR SERVICE CHARGES	EACH	450.00	350.00	500.00	375.00	400.00	300.00
TYRE PUNCTURE CHARGES	EACH	45.00	80.00	85.00	50.00	75.00	65.00
CYCLE OVERHAULING CHARGES	EACH	190.00	150.00	155.00	190.00	200.00	100.00
CAR TAX FOR 800CC TO 1300CC	YEARLY	400.00	400.00	400.00	400.00	400.00	400.00
TRAIN FARE ECO. 1-100 KM.	P/KM.	0.68	0.68	0.68	0.00	0.00	0.68
TRAIN FARE ECO. 101-500 KM.	P/KM.	0.98	0.00	0.98	0.00	0.00	0.98
TRAIN FARE ECO. > 500 KM.	P/KM.	0.89	0.89	0.89	0.00	0.00	0.89
TRAIN FARE IST SLP. 1-100KM	P/KM.	2.10	2.10	2.10	0.00	0.00	2.10
TRAIN FARE IST SLP.101-500 KM	P/KM.	2.59	2.59	2.59	0.00	0.00	2.59
TRAIN FARE IST SLP. > 500 KM	P/KM.	1.99	1.99	1.99	0.00	0.00	1.99
TRAIN FARE A/C SLP. 1-100KM.	P/KM.	5.76	5.76	5.76	0.00	0.00	5.76
TRAIN FARE A/C SLP.101-500KM	P/KM.	4.59	4.59	4.59	0.00	0.00	4.59
TRAIN FARE A/C SLP > 500KM.	P/KM	4.16	4.16	4.16	0.00	0.00	4.16

Contd.

## 7.11 Intercity Consumer Prices October, 2015

Description	Unit	Quetta	Turbat	Gawadar	Loralai	Khuzdar	D.M. Jamali
PLATFORM TICKET	EACH	10.00	0.00	10.00	0.00	0.00	10.00
AUTO RICKSHAW FARES	KM/MIN	65.00	40.00	55.00	50.00	65.00	50.00
FULL TONGA CHARGES	KM/MIN	80.00	0.00	0.00	50.00	0.00	0.00
TAXI 4 SEATER FARE	KM/MIN	60.00	50.00	60.00	60.00	60.00	60.00
BUS FARE MIN (WITHIN CITY)	TICKET	20.00	0.00	0.00	0.00	0.00	0.00
BUS FARE MAX (WITHIN CIT	TICKET	20.00	0.00	0.00	0.00	0.00	0.00
BUS FARE OUTSIDE CITY	P/KM.	0.90	0.90	0.90	0.90	0.90	0.90
A/C BUS FARE OUTSIDE CITY	P/KM.	1.35	1.35	1.35	1.35	1.35	1.35
MINIBUS FARE MIN.WITH IN CITY	TICKET	20.00	0.00	35.00	0.00	0.00	0.00
MINIBUS FARE MAX.WITH IN CITY	TICKET	20.00	0.00	0.00	0.00	0.00	0.00
SUZUKI FARE MIN.WITH IN CITY	TICKET	0.00	10.00	10.00	0.00	10.00	0.00
SUZUKI FARE MAXIMUM W.IN CITY	TICKET	0.00	30.00	30.00	0.00	30.00	0.00
AIR FARE ECONOMY CLASS.	P/KM.	19.26	19.26	19.26	0.00	19.26	0.00
POSTAL ENVELOPE DOMESTIC	EACH	8.00	8.00	8.00	8.00	8.00	8.00
ENVELOPE FOR SAUDI ARABIA	EACH	50.00	50.00	50.00	45.00	50.00	45.00
POSTAL REGISTRATION CHARGES	EACH	28.00	28.00	28.00	28.00	28.00	28.00
U.M.S. REG CHARGES MIN.	EACH	59.00	58.00	58.00	58.00	58.00	58.00
T.C.S. CH. MIN.WITH IN ZONE	EACH	110.00	150.00	150.00	150.00	150.00	150.00
TELEPHONE CHARGES LOCAL CALL	P/CALL	3.94	3.94	3.94	3.94	3.94	3.94
TEL CHARGES OUT SIDE CITY	P/CALL	3.94	3.94	3.94	3.94	3.94	3.94
INTERNET CHARGES	P/HOUR	25.00	30.00	30.00	38.75	20.00	30.00
MOBILE CELL CHARGES	P/UNIT	3.00	3.00	3.00	3.00	4.00	3.00
FAX CHARGES (LOCAL)	P/PAGE	15.00	25.00	25.00	20.00	20.00	15.00
TELEPHONE SET AV. QLTY	EACH	575.00	850.00	800.00	675.00	500.00	850.00
MOBILE SET NOKIA/SONY/ERICSON/SAMSUNG WITHOUT CAMERA	EACH	3000.00	2000.00	2100.00	2750.00	3000.00	3750.00
T.V. 20" COLORED WEGA H-A21.	EACH	18000.00	17000.00	17000.00	18000.00	17500.00	20000.00
T.V 20" COLOR CHINA/KORIA	EACH	13000.00	8000.00	8000.00	12000.00	8500.00	16500.00
V.C.P. PANASONIC/LG/NAT	EACH	6900.00	4500.00	0.00	6000.00	0.00	6500.00
DVD/VCD PLAYER PANASONIC/LG	EACH	5200.00	3000.00	0.00	4800.00	3000.00	4750.00
RADIO WITH C.PLAYER NATIONAL	EACH	1925.00	1600.00	1675.00	2000.00	1900.00	1650.00
PERSONNEL COMPUTER (BRANDED)	EACH	42000.00	28000.00	28000.00	28000.00	28000.00	28000.00
VID. CASSETTE BLK. TDK/SONY	EACH	155.00	150.00	150.00	150.00	0.00	0.00
COM. C.D. (TDK/IMATION)	EACH	72.50	60.00	35.00	70.00	50.00	65.00
TAPE RECORDER CASSETTE BLANK	EACH	40.00	35.00	37.50	35.00	45.00	30.00
VIDEO GAME SEGA 16 BYTE	EACH	1150.00	900.00	900.00	1250.00	1000.00	0.00
CINEMA A/C. HIGH CLASS	TICKET	0.00	0.00	0.00	0.00	0.00	0.00
CINEMA NON-A/C HIGH CLASS	TICKET	150.00	0.00	0.00	20.00	0.00	0.00
CABLE CHARGES	PER MONTH	400.00	350.00	300.00	300.00	300.00	300.00
TV.LICENCE FEE DOMESTIC	YEARLY	420.00	420.00	420.00	420.00	420.00	420.00
ENGLISH BOOK CLASS V1	EACH	59.00	59.00	59.00	59.00	59.00	59.00
ENGLISH BOOK CLASS IX OR X	EACH	72.00	72.00	72.00	72.00	72.00	72.00
ENG. BOOK IST.YR COMPLETE SET	EACH	65.00	65.00	65.00	65.00	65.00	65.00
ENGLISH BOOK BA/B.SC	EACH	175.00	175.00	175.00	175.00	175.00	175.00
URDU BOOK CLASS V (T.B.BORD)	EACH	82.00	82.00	82.00	82.00	82.00	82.00
URDU BOOK CLASS IX/X(T.B.B)	EACH	85.00	85.00	85.00	85.00	85.00	85.00
URDU BOOK IST.YEAR/INTER	EACH	85.00	85.00	85.00	85.00	85.00	85.00
URDU BOOK BA/B.SC	EACH	175.00	175.00	175.00	175.00	175.00	175.00
MATHS BOOK CALSS V (T.B.B)	EACH	55.00	55.00	55.00	55.00	55.00	55.00
MATHS BOOK CLASS IX OR X	EACH	130.50	130.50	130.50	130.50	130.50	130.50
MATHS BOOK IST.YEAR (T.B.B)	EACH	138.00	138.00	138.00	138.00	138.00	138.00
PAKISTAN STUDIES BOOK BA/B.SC	EACH	300.00	300.00	300.00	300.00	300.00	300.00
DAILY "DAWN"	P/COPY	19.00	19.00	19.00	19.00	19.00	19.00
DAILY "JANG"	P/COPY	12.00	12.00	12.00	12.00	12.00	12.00
DAILY "NAWA-E-WAQT"	P/COPY	12.00	12.00	12.00	12.00	12.00	12.00
WEEKLY "AKHBAR-E-JAHAN"	P/COPY	55.00	55.00	55.00	55.00	55.00	55.00
WEEKLY "MAG"	P/COPY	45.00	45.00	45.00	45.00	45.00	45.00
MONTHLY "NAUNEHAL DIGEST"	P/COPY	35.00	35.00	35.00	35.00	35.00	35.00
PAPER FOOLSCAPE (27"x17")	QUIRE	27.50	25.00	25.00	35.00	50.00	35.00
EXERCISE BOOK LINED 80/100 PGS	EACH	37.50	40.00	40.00	50.60	50.00	27.50
PENCILGOLDFISH/DEER	EACH	5.00	5.00	5.00	7.00	5.00	5.00
PEN INK DOLLOR 57 ML BOTTLE	EACH	20.00	20.00	20.00	20.00	20.00	20.00

Contd.

### 7.11 Intercity Consumer Prices October, 2015

Description	Unit	Quetta	Turbat	Gawadar	Loralai	Khuzdar	D.M. Jamali
PHOTOSTATE PAPER 70 GM	PRT	355.00	530.00	550.00	400.00	410.00	350.00
BALL PEN (local)	EACH	5.00	8.00	7.00	5.00	10.00	5.00
FOUNTAIN PEN HERO/WINGS/CHINA	EACH	35.00	40.00	40.00	50.00	40.00	37.50
PRIVATE SCHOOL FEE ENGLISH MEDIUM AVERAGE STANDARD (CLASS I)	P/MONTH	750.00	725.00	800.00	600.00	350.00	475.00
PRIVATE SCHOOL FEE ENGLISH MEDIUM AVERAGE STANDARD (CLASS V)	P/MONTH	1150.00	900.00	900.00	750.00	560.00	550.00
PRIVATE SCHOOL FEE ENGLISH MEDIUM AVERAGE STANDARD (CLASS VI)	P/MONTH	1200.00	1100.00	1100.00	1000.00	675.00	700.00
PRIVATE SCHOOL FEE ENGLISH MEDIUM AVERAGE STANDARD (CLASS X)	P/MONTH	1400.00	1200.00	1300.00	1200.00	635.00	950.00
PRIVATE MEDICLE COLLEGE FEE MBBS (1ST YEAR)	P/MONTH	0.00	0.00	0.00	0.00	0.00	0.00
PRIVATE ENGINEERING COLLEGE FEE (ISTR YEAR)	P/MONTH	5700.00	0.00	0.00	0.00	0.00	0.00
GOVT. COLLEGE FEE 1ST. YEAR	MONTH	60.00	7.50	7.50	7.50	7.50	7.00
GOVT. COLLEGE FEE 4TH. YEAR	MONTH	80.00	9.00	9.00	9.00	9.00	9.00
GOVT. UNIVERSITY FEE MSC.	MONTH	350.00	350.00	350.00	350.00	350.00	350.00
GOVT. MED. COLLEGE FEE MBBS	MONTH	950.00	0.00	950.00	0.00	0.00	950.00
GOVT. ENGG. COLL. FEE I YEAR	MONTH	850.00	0.00	3850.00	0.00	850.00	850.00
COACHING FEE FOR CLASS IX/X	P/MONTH	500.00	1200.00	1000.00	600.00	600.00	1000.00
COACHING CHARGES FOR CLASS 1ST YEAR/INTER (SCIENCE)	P/MONTH	1000.00	0.00	1000.00	0.00	0.00	1500.00
COACHING CHARGES FOR CLASS 1ST YEAR/INTER (COMMERCE)	P/MONTH	1000.00	0.00	1000.00	0.00	0.00	1500.00
I.T. TUITION FEES	P/MONTH	1800.00	0.00	920.00	0.00	0.00	0.00
MBA TUITION FEES	P/MONTH	0.00	0.00	0.00	0.00	0.00	0.00
BREAD TANDOORI ST. SIZE	EACH	10.00	10.00	10.00	10.00	15.00	10.00
COOKED MUTTON (AV. HOTEL)	PLATE	150.00	130.00	160.00	200.00	200.00	115.00
COOKED BEEF (AV. HOTEL)	PLATE	80.00	90.00	130.00	120.00	160.00	80.00
COOKED DAL (AV. HOTEL)	PLATE	60.00	70.00	85.00	50.00	70.00	40.00
CHICKEN BIRYANI FULL/DOUBLE	PLATE	150.00	150.00	145.00	100.00	80.00	90.00
TEA PREPARED (ORDINARY)	CUP	21.00	10.00	10.00	20.00	20.00	20.00
HAIRCUT CHARGES FOR MEN	P/CUT	100.00	100.00	100.00	60.00	70.00	55.00
BEAUTY PORL HAIR STYL CHARGE	P/STY.	350.00	300.00	350.00	250.00	250.00	150.00
SHAVING CHARGES	PER SHV	60.00	40.00	45.00	40.00	30.00	25.00
LIPSTICK S.MISS/MEDORA	EACH	120.00	90.00	100.00	90.00	100.00	105.00
NAIL POLISH S.MISS/MEDORA	EACH	95.00	80.00	80.00	80.00	80.00	80.00
PERFUME MED.SIZE MEDORA/BROACH	EACH	100.00	100.00	100.00	100.00	180.00	180.00
HAIR-OIL AMLA/CHAMBELI	BOTTLE	100.00	90.00	80.00	100.00	100.00	120.00
TOILET SOAP LUX 95 GRAMS	EACH	34.70	34.70	34.70	34.70	34.70	34.70
TOILET SOAP LIFEBOUY 140 GRM	EACH	36.00	36.00	36.00	36.00	36.00	36.00
TOILET SOAP SAFEGUARD BATH SIZE	EACH	50.00	50.00	49.00	48.00	50.00	48.00
TOOTHPASTE MACKLINES 70 GRM	EACH	50.00	50.00	50.00	50.00	50.00	50.00
TOOTHPAST MED SIZE CLGATE 70 GMS	EACH	56.00	56.00	56.00	56.00	56.00	56.00
TOOTHBRUSH SHEILD A/PLAQUE	EACH	50.00	50.00	50.00	40.00	50.00	47.50
TOOTHPOWDER DENTONIC 90 GRM	EACH	25.00	25.00	25.00	25.00	25.00	25.00
HAIR-COLOUR BEGIN (6 GMS)	EACH	95.00	90.00	90.00	95.00	90.00	100.00
HAIR COLOUR (KALAKOLA)	BOTTLE	120.00	120.00	120.00	120.00	120.00	130.00
FACECREAM PONDS (MEDIUM)	EACH	120.00	100.00	100.00	120.00	160.00	110.00
TALC POWDER VICE ROAY,B.CAT	EACH	135.00	130.00	120.00	120.00	160.00	130.00
BLADE TREET ORDINARY 10'S	PKT.	30.00	30.00	30.00	40.00	50.00	30.00
BLADE 7-O-CLOCK STAIN. 5'S	PKT.	35.00	35.00	35.00	35.00	60.00	30.00
SHAMPOO SUNSILK/PAINTIN 100 ML	BOTTLE	110.00	115.00	110.00	100.00	100.00	110.00
BEAUTY CREAM (FAIR & LOVELY)	EACH	155.00	85.00	115.00	100.00	100.00	155.00
HAIR REMOVING CREAM (EU-CREAM)	TUBE	65.00	55.00	55.00	65.00	55.00	65.00
GEL MEDIUM SIZE	BOTTLE	80.00	60.00	60.00	120.00	180.00	120.00
DISPOSABLE RAZOR GILLET-II	EACH	45.00	45.00	47.50	45.00	50.00	40.00
SHAVING CREAM TOUCH-ME/ADM.	EACH	60.00	50.00	60.00	60.00	70.00	60.00
GOLD TEZABI 24 CT	10 GM.	39500.00	45000.00	45000.00	48000.00	37900.00	38900.00
SILVER TEZABI 24 CT	10 GM.	680.00	1000.00	1100.00	0.00	660.00	600.00
ARTIFICIAL JEWELLARY SET	SET	480.00	500.00	525.00	400.00	400.00	500.00
WRIST WATCH GENTS CITIZEN (ORIGINAL) ***	EACH	2550.00	2550.00	2550.00	2550.00	2500.00	2500.00
WRIST WATCH LADIES CITIZEN (ORIGINAL) ***	EACH	2550.00	2500.00	2500.00	2500.00	2500.00	2500.00
WALL CLOCK QUARTZ AV.QLTY	EACH	475.00	450.00	325.00	500.00	500.00	500.00
SUITCASE REXIN (24"x16"x6")	EACH	1500.00	1000.00	950.00	1000.00	2000.00	900.00
TRUNK MEDIUM SIZE ***	EACH	675.00	650.00	700.00	650.00	2000.00	1200.00
PURSE LADIES (LEATHER) AVERAGE QUALITY	EACH	400.00	325.00	300.00	330.00	400.00	325.00

## 7.11 Inter-city Consumer Prices October, 2015

Description	Unit	Value in Rupees	
		Average	% Change
<b>FOOD &amp; NON-ALCOHOLIC BEVERAGES</b>			
WHEAT	10 KG.	338.86	3.19
WHEAT FLOUR FINE/SUPERIOR.	KG.	44.18	2.24
WHEAT FLOUR AVG. QLTY	KG.	39.07	2.41
WHEAT FLOUR BAG	10 KG.	386.08	1.84
MAIDA	KG.	52.63	0.59
SUJI	KG.	54.12	0.91
BESAN AV. QLTY.	KG.	117.91	4.38
RICE BASMATI SUP. QLTY.	KG.	118.44	-2.68
RICE BASMATI 385/386	KG.	80.93	-4.59
RICE BASMATI BROKEN AV.QLTY	KG.	61.36	-3.46
RICE IRRI-6 (SINDH/PUNJAB)	KG.	44.73	-2.29
VERMICELLI	KG.	80.54	0.02
BREAD PLAIN MEDIUM SIZE	EACH	39.93	0.00
RUSK (PAPAY)	KG.	188.29	0.33
BISCUITS-PACKED	PKT	35.09	0.00
BISCUIT-BAKERY (LOOSE)	250 GM	75.81	0.00
CORNFLAKS FAUJI 225 GM.	PKT	175.14	0.00
SAMOSA (VEGATABLE)	EACH	12.46	0.00
PASTRY AV.QLTY.	EACH	25.71	0.00
PATTIES (VEGATABLES)	EACH	21.29	0.09
NIMCO	250 GM	66.38	0.21
CHIPS	250 GM	77.19	0.32
BEEF WITH BONE AV.QLTY.	KG	300.06	0.13
MUTTON AV.QLTY.	KG	591.62	0.11
CHICKEN FARM BROILER (LIVE)	KG	122.17	-8.58
FISH-RAHU MEDIUM SIZE	KG	281.64	0.91
MILK FRESH (UNBOILED)	LTR.	76.8	0.09
CURD	KG.	90.12	0.00
MILK TETRA PACK 1/2 LTR.	PKT.	59.43	0.00
LACTOGEN 400 GRAMS	PKT.	429.94	0.15
POWDER MILK NIDO 400GM.	PKT	366.41	3.20
MILK POWDER LOOSE/PACKED	KG.	490.93	0.00
BUTTER LOCAL PACKED	50 GM.	29.01	0.00
EGGS FARM	DOZ	89.75	-3.93
MUSTARD OIL AV.QLTY.	KG.	180.53	0.16
COOKING OIL (DALDA)	2.5LTR	454.56	-1.89
COOKING OIL (PAKWAN) OTHER BRAND SPECIFY	2.5 LTR	416.15	-2.04
VEGETABLE GHEE TIN	2.5KG.	449.63	-1.36
VEGETABLE GHEE (LOOSE)	KG.	141.58	-0.19
DATES AV.QLTY.	KG.	173.13	1.74
PISTACHIO AV.QLTY.	50 GM.	104.4	0.89
ALMONDS WHOLE AV.QLTY.	KG.	616.2	1.59
COCONUT DRY AV.QLTY.	KG.	275.33	-0.76
RAISINS AV.QLTY.	50 GM.	22.1	-0.45
GROUNDNUTS (WITH SHELL)	KG.	179.58	0.50
MALTA/MOSAMBI	DOZ	126.16	0.00
KINNU	DOZ	0	0.00
APPLE	KG	97.93	-3.02
ALOO BUKHARA	KG	0	0.00
POMEGRANATE (ANNAR)	KG	161.29	-6.19
GRAPES	KG	162.9	2.59
BANANAS	DOZ	63.35	-7.48
MANGO KALMI	KG	0	0.00

Contd.

### 7.11 Inter-city Consumer Prices October, 2015

Description	Unit	Value in Rupees	
		Average	% Change
GUAVA	KG	70.28	2.81
WATERMELON (TURBOOZ)	KG	0	0.00
MUSKMELON (KHARBOOZA)	KG	0	0.00
SWEETMELON (GARMA)	KG	64.78	2.47
PULSE MASOOR (WHOLE)	KG.	129.43	0.11
PULSE MASOOR (WASHED)	KG.	141.19	1.26
PULSE MOONG (WASHED)	KG.	157.85	1.88
PULSE MASH (WASHED)	KG.	215.37	15.53
PULSE GRAM	KG.	117.78	5.42
GRAM WHOLE BLACK AV.QLTY.	KG.	107.76	4.05
GRAM WHOLE YELLOW AV.QLTY	KG.	120.67	2.66
BEANS (LAL LOBIN)	KG.	139.89	0.65
POTATOES	KG	30.34	9.85
ONION	KG	52.92	5.42
TURNIP	KG	46.38	0.00
RADISH	KG	36.11	-11.78
TOMATOES	KG	70.49	33.96
CABBAGE	KG	0	0.00
CAULIFLOWER	KG	52.99	0.00
BRINJAL	KG	37.07	8.46
PUMPKIN	KG	0	0.00
BOTTLEGOURD	KG	48.16	15.94
LADY FINGER	KG	60.22	-0.73
PEAS	KG	0	0.00
SPINACH	KG	26.59	-14.45
TINDA	KG	66.36	-1.43
TURAI	KG	53.91	5.07
KARAILA	KG	74.2	4.23
ARVI	KG	69.62	9.05
CHILLIES GREEN	KG	83.9	4.56
CARROT	KG	0	0.00
COCUMBER (KHEERA)	KG	61.83	-24.51
LEMON	250GM	39.91	-3.95
SUGAR REFINED	KG.	62	-3.73
GUR AV.QLTY	KG.	91.91	0.26
HONEY LANGANESE 500 GM.	BOTTLE	784.87	0.00
MILO 200 GM.	BOTTLE	204.6	0.04
CUSTARD POWDER RAFHAN 300 GM.	PKT	75.25	0.00
TOFFEE (HILAL)	EACH	1.39	0.00
CHOWKELATE CANDY (SMALL SIZE)	EACH	5	0.00
SWEETMEAT (MIXED)	KG	310.66	0.16
ICE CREAM WALLS	CUP.	40	0.00
ICE	KG	11.85	0.00
JAM AHMED/MITCHELLES	BOTTLE	134.1	0.00
SQUASH-MITCHELLES	BOTTLE	153.83	0.82
ROOH AFZA	BOTTLE	151.81	0.00
JAM-E-SHIREEN	BOTTLE	156.88	0.00
SAUNF	50 GM	18.01	-0.39
CINAMON LOOSE AV. QLTY	50 GM.	25.48	0.35
CUMINSEED WHITE NATIONAL	50 GM.	52.46	0.73
PEPPER BLACK NATIONAL	50 GM.	94.68	0.00
CLOVES LOOSE AV.QLTY	50 GM.	92.28	-1.44
CARDAMOM LARGE LOOSE AV.QLTY	50 GM.	145.1	-1.40
CARDAMOM SMALL AV.QLTY	50 GM.	103.83	0.62

Contd.

## 7.11 Inter-city Consumer Prices October, 2015

Description	Unit	Value in Rupees	
		Average	% Change
SALT-POWDERED (LAHORI) LOOSE	KG.	10.34	1.87
SALT POWDERED (NATIONAL/SHAN)	PKT	24.38	0.00
CHILLIES POWD.NATIONAL 200GM	PKT	105	0.00
CHILLIES POWDER LOOS	KG.	271.38	-1.53
CORRIANDER SEED POWD.NATIONAL	PKT	92.28	1.15
CORRIANDER SEED (LOOSE)	KG.	261.47	0.62
TURMERIC POWD.NATIONAL 50GM	PKT.	35.2	0.00
CURRY POWD. NATIONAL 200 GM	PKT.	86.68	0.00
TOMATO KETCHUP AHMED/MITCHL	BOTTLE	92.88	0.00
PICKLES AHMED/MITCHELLES	BOTTLE	107.25	0.35
VINEGAR SYNTHETIC (SIRKA)	BOTTLE	74.99	0.00
GARLIC	KG	166.42	5.56
GINGER	KG	185.86	-8.62
TAPAL DANEDAR TEA 200GM PACKET	PKT	158.95	0.77
TEA LIPTON YELLOW LABEL 200GM.	PKT.	173.55	1.18
TEA LOOSE KENYA AV.QLTY 250GM.	PKT.	152.53	1.29
COFFEE-NESCAFE 75 GM. **	BOTTLE	330.54	0.42
COLD DRINK (STANDARD SIZ)	BOTTLE	24.81	0.28
FRUIT JUICE TETRA PACK	PKT.	18.28	0.00
MINERAL WATER NESTLE 1.5 LTR	BOTTLE	48.39	0.83
ALCOHOLIC BEVERAGES & TOBACCO			
CIGARETTES K-2 10'S **	PKT	52.9	0.00
CIGARETTES CAPSTAN 10'S **	PKT	58.94	0.00
CIGARETTES GOLD LEAF 20'S	PKT	114.24	0.00
CIGARETTES MORVEN GOLD 20'S	PKT	58.85	0.00
BETEL LEAVES	50GM.	67.47	-0.91
BETEL NUTS	KG.	330.21	1.02
CLOTHING & FOOTWEAR			
LONG CLOTH 57" GUL AHMED/AL-KARAM	METER	216.24	0.00
SHIRTING AV.QLTY.	METER	171.12	0.00
PANT CLOTH W & WEAR AV.QLTY	METER	385.27	0.36
LAWN PRINTED GUL AHMED/AL-KARAM	METER	276.06	0.00
GEORGETTE AV.QLTY	METER	135.45	0.23
LINEN AV.QLTY ***	METER	150.27	0.00
HEAVY WT SUITING LAWERNCPUR SUP QLTY	METER	1295.94	1.54
HEAVY WT SUITING LAWERNCPUR AV QLTY	METER	1740	0.00
TROPICAL SUITING LAW.PUR	METER	1096.88	0.22
PANT BOY 24"/26" LENGTH.	EACH	500.9	0.37
SHIRT BOY 24"/26" LENGTH	EACH	391.51	0.28
SCHOOL UNI. PANT,SHIRT BOYS	SUIT	669.62	0.00
SCHOOL UNI. KAMEEZ,SHAL.BOYS	SUIT	626.28	0.00
SCHOOL UNI. KAMEEZ,SHAL.GIRL	SUIT	655.82	0.00
FROCK W/WEAR GIRLS	EACH	998.05	0.36
AWAMI-SUIT W & W(BOY) 24"/26	SUIT	980.33	0.67
AWAMI-SUIT W&W (GENTS)AV.QLTY	SUIT	1310.4	0.00
PULLOVER GENTS OXFORD/BON.	EACH	2741.9	0.00
PULLOVER LADIES OXFORD/BON.	EACH	2615.96	0.48
PULLOVER (GENTS) OTHERS A.QTY	EACH	931.04	0.15
SECOND-HAND COAT FOR MEN	EACH	431.9	1.27
SECONDHAND SWEETER FOR MEN DUP QLTY	EACH	307.19	3.01

Contd.

## 7.11 Inter-city Consumer Prices October, 2015

Description	Unit	Value in Rupees	
		Average	% Change
SECONDHAND WINTER JACKET	EACH	417.69	0.65
UNDERWEAR AV.QLTY MEDIUM SIZE	EACH	129.25	0.19
VEST FOR MEN AV.QLTY.	EACH	132.69	0.08
VEST/SHAMEEZ (WOMEN) AVG. QLTY	EACH	155.58	0.00
SOCKS NYLON (PAKISTANI)	PAIR	86.41	0.49
BRASSIER AV.QLTY.	EACH	153.03	1.66
BRASSIER SUP QLTY	EACH	351.62	1.08
DOPATTA GEORGETTE AV.QLTY.	EACH	288.97	0.43
DOPATTA COTTON AV GLTY	EACH	228.82	0.33
CHADDAR (W/WEAR) (2x2.5 MTR)	EACH	441.87	0.00
LUNGI/DHOTI(COTTON) AVG. QLTY	EACH	304.22	0.16
HANDKERCHIEF AVG. QLTY PAK	EACH	39.83	0.00
HANDKERCHIEF SUP. QLTY PAK	EACH	62.9	0.40
GLOVES AV QLTY	PAIR	98.2	0.00
AZARBAND COTTON AVG. QLTY	EACH	17.73	0.00
SEWING THREAD/REEL(ASLI PARI)	EACH	6.75	0.00
WASHING CHARGES PAINT & SHIRT	SUIT	96.71	2.21
DRY CLEANING SUIT COAT PANT	SUIT	314.71	0.84
WASHING CH. (KAMIZ-SHALWAR)	PAIR	68.4	1.11
TAILORING SHIRT	EACH	353.19	2.02
TAILORING CHARGES PANT (MEN)	EACH	596.53	1.51
TAILORING COAT-PANT SUIT	SUIT	3699.41	1.03
TAILORING AWAMI-SUIT (MALE)	SUIT	545.17	1.82
TAILORING SUIT FEMALE	SUIT	464.68	1.82
GENTS SHOES PAUL BATA	PAIR	1199	0.00
GENTS SANDAL BATA	PAIR	699	0.00
GENTS SPOUNG CHAPPAL BATA	PAIR	179	0.00
LADIES SANDAL BATA	PAIR	499	0.00
LADIES SPOUNG CHAPPAL BATA	PAIR	179	0.00
CHILD SHOE POWER LITE BATA	PAIR	599	0.00
GENTS SHOE, ART 1109 SERVICE	PAIR	999	0.00
NYLON JOGGER 27 SIZE 2-5 ***	PAIR	1299	0.00
CHINA FOOT WEAR AV. QLTY (MALE) *	PAIR	674.89	0.00
CHINA FOOT WEAR AV. QLTY (FEMALE) *	PAIR	524.08	0.00
CHINA FOOT WEAR AV. QLTY (CHILDREN) *	PAIR	435.48	0.14
SHOE REPAIR HALF SOLE	PAIR	100.99	0.00
SHOES POLISH CHARGES AVERAGE SHOP	PAIR	19.03	2.37
HOUSING, WATER, ELECT.GAS & OTH FUEL			
HOUSE RENT (combined)	MONTH	6517.13	1.17
rent 2	pm	6517.13	1.17
RENT3	PM	6517.13	1.17
RENT4	PM	6517.13	1.17
RENT5	PM	6517.13	1.17
RENT6	PM	6517.13	1.17
SYNTHETIC ENEMAL ROBIALAC BALTI 3.64 LTR.	EACH	1869.81	0.02
SYNTHETIC ENEMAL ICI BALTI 3.64 LTR.	EACH	1944.85	0.04
CEMENT (LOCAL) SPECIFY BRAND NAME	BAG	513.74	-0.05
BRICKS (NEW) IST CLASS	P/1000	6532.21	0.47
CEMENT BLOCKS (6"x8"x12")	P/100	2442.31	0.83
BAJREE	100CFT	3902.59	0.28
SAND (BLACK PIT SAND)	K100CFT	2248.7	-0.24
TIMBER SHESHAM LOG IST QUALITY	cubmt.	53567.73	0.68

Contd.

## 7.11 Inter-city Consumer Prices October, 2015

Value in Rupees			
Description	Unit	Average	% Change
IRON BAR (M.S. BAR) 1/2"	P/TON	67044.78	-3.90
CARPENTER WAGE RATE	P/DAY	822.71	0.39
MASON (RAJ) WAGE RATE	P/DAY	897.52	0.88
UNSKILLED LABOUR WAGE RATE	P/DAY	495.98	1.15
PLUMBER WAGE RSTE	P/DAY	836.85	1.39
ELECTICIAN WAGE RATE PER DAY **	P/DAY	763	0.97
ELECTICIAN WAGE RATE PER POINT **	P/PNT	118.04	0.00
WATER CHARGES PER HOUSE	P/MONTH	115.26	0.00
ELECT.CHARGES UPTO 50 UNITS	P/UNIT	2	0.00
ELECT.CHARGES 01 - 100 UNIT	P/UNIT	6.18	0.00
ELECT.CHARGES 101 - 300 UNIT	P/UNIT	9.54	0.00
ELECT.CHARGES 301 - 1000 UNIT	P/UNIT	16.39	0.00
ELECT.CHARGES ABOVE 1000 UNIT	P/UNIT	18.39	0.00
ELEC	PM	10.5	0.00
GAS CHRGR upto 3.3719 MMBTU	MMBTU	128.7	0.00
GAS CHRGR 3.3719 - 6.7438 MMBTU	MMBTU	257.4	0.00
GAS CHRGR 6.7438 - 10.1157 MMBTU	MMBTU	257.4	0.00
GAS CHRGR10.1157 - 13.4876 MMBTU	MMBTU	702	0.00
GAS	PM	702	0.00
GAS	PM	409.5	0.00
KEROSENE OIL	LTR	89.69	0.52
FIREWOOD WHOLE	40 KG.	519.75	1.12
<b>FURNISHING HOUSE HOLD EQUIPMENTS</b>			
CHAIR SHESHAM WOOD WITH ARMS **	EACH	1970.75	0.00
CHAIR PLASTIC (CHAIRMAN) AVERAGE QUALITY	EACH	775.85	0.00
TABLE SHESHAM WOOD (4X2X5") ***	EACH	5544.17	0.24
SOFASET WOODEN WITH FOAM SEAT **	SET	16996.35	0.00
COT IRON (WITH NIWAR)AV.QLTY.	EACH	2202.1	0.11
ALMIRAH (STEEL) 6'X3' 20 GUAGE	EACH	9647.11	0.10
DINNING TABLE 6 CHAIRS A.QLTY	SET	19927.71	0.39
SINGLE BED WITHOUT FOAM MED.	EACH	5926.64	0.00
MATRESS SINGLE(4"THICK)	EACH	4889.17	0.05
FARSHI DARI 12'X9' AV.QLTY	EACH	1282.75	0.39
DARI COTTON (6'x2 1/2') AV.QL	EACH	588.68	0.00
CARPET PLAIN AV. QLTY	SQFT.	39.89	0.08
QUILT (LIHAF) 3 KG. COTTON	EACH	895.86	0.27
BLANKET (90" x 54")	EACH	3371.89	0.92
BEDSHEET SINGLE BED SUP.QLTY	EACH	613.47	0.25
BED SHEET DOUBLE WITH TWO PILLOW COVERS SUP QLTY	SET	1191.97	0.19
TOWEL(3'x2') AV. QALTY	EACH	253.47	1.40
CEILING FAN 48" SUPER QLTY **	EACH	3048.79	0.00
PEDESTAL FAN 22" SUPER QLTY	EACH	4108.25	0.00
REFG. DAWLENCE 10 CFT. D.DOOR	EACH	31240	0.00
D-FREEZER WAVES 8 CFT.	EACH	29740.83	0.00
AIRCONDITIONER 1.5 TON PEL	EACH	42371.25	0.00
SPLIT AIR CONDITIONER 1.5 TON (SPECIFY BRAND NAME)	EACH	45123.88	0.00
AIRCOLER SUPER ASIA	EACH	11639.79	0.00
WASHING MACHINE SINGER	EACH	15408	0.04
SEWING MACHINE(SINGER)	EACH	5975.45	0.18
GIZER LARGE SIZE 30 GALLON CAPACITY SUP QLTY	EACH	18221.25	0.73
GAS BURNER DOUBLE SPFY.BRAND	EACH	1744.56	0.72
ELECT. IRON PHILIPS MDL.1120	EACH	1754.71	0.32

Contd.



## 7.11 Inter-city Consumer Prices October, 2015

Description	Unit	Value in Rupees	
		Average	% Change
ELECTRIC JUICER FOR APPLE	EACH	5252.08	0.00
S.STEEL DEGHCHI MEDIUM SIZE ***	EACH	624.87	0.20
ALUMINIUM COOKING PAN (DEGCHI ) MED SIZE	EACH	595.96	0.07
NON STICK COOKING PAN (DEGCHI ) SUP. QLTY	EACH	873.64	0.60
FRYING PAN STEEL AVG. QLTY MED. SIZE	EACH	386.47	0.03
TAWA IORN (MEDIUM SIZE) AVG. QLTY	EACH	313.75	0.40
S.STEEL PLATE A.QLTY.(M.SIZE)	EACH	75.64	0.08
TABLE SPOON S.STEEL SUP.QLTY.	DOZEN	377.37	0.33
WATER SET JUG+6 GLASSES (OMROC)	SET	511.15	0.72
TEA SET PAK. CHINAWARE 21 PCS.	SET	1785.17	0.08
DINNER SET PLASTIC 72 PIECES SUPERIOR QLTY	SET	5215.57	0.33
HOTPOT SET PLASTIC 3 PCS.	SET	1310.83	0.18
BUCKET(BALTI) PLASTIC MED.SIZ	EACH	336.94	0.75
LOTA PLASTIC (MED SIZE) AVERAGE QUALITY	EACH	54.92	0.99
PRESURE COOKER 4 LTR.	EACH	1392.06	0.14
WATER COOLER 9/10 LTR.PLASTIC ***	EACH	601.39	1.34
THERMOS STARVAC 1 LTR	EACH	480.13	0.00
BULB PHILIPS 100-WATTS	EACH	31.01	0.00
TUBE LIGHT PHILIPS 40 WATTS	EACH	104.36	0.00
ELECTRIC BLUBS "0" WATTE LOCAL	EACH	22.18	0.00
ELECTRIC BLUB ENERGY SAVER 14 WATTS	EACH	159.31	0.00
WASHING SOAP 250 GMS SPECIFY BRAND NAME	EACH	32.92	0.58
SURF EXCEL 400 GMS POLY BAG	EACH	120.08	0.63
WASHING POWDER 1000 GRM	EACH	183.56	0.00
WASHING POWDER (WHEEL/ BONUS) 100 GRAMS	EACH	95.39	0.00
CLEANSER POWDER VIM 1000 GM	PKT.	73	0.00
FINIS 500 ML	BOTTLE	187.88	0.00
PHNYLE TYPHONE/FINIS/CARRANITE 3 LITRES	BOTTLE	143.95	0.00
HARPIC	BOTTLE	141.63	0.85
BOOT POLISH CHERRY/KIWI 50ML	EACH	102.72	0.00
ROBIN BLUE (35 GRAMS)	PKT.	41.84	0.29
TISSU PAPER PERFUMED 100 PCS.	PKT	105.19	0.18
TOILET PAPER ROLL (R.PETEL)	P/ROLL	37.93	0.93
BOOT POLISH LIQUID CHEERY BLOSSOM KIWI 75 ML	BOTTLE	138	0.18
MATCH BOX SMALL	EACH	2.18	0.00
DRY CELL 1.5 VOLT(LOCAL)	EACH	22.68	0.35
HAND STITCHING NEEDLE M.SIZE	PACKET	7.7	0.00
SEWING MACHINE NEEDLE (SINGER)	EACH	6.09	0.00
HOUSEHOLD SERVANT FEMALE P/T	P/MNTH	1867.69	0.20
MARRIAGE HALL WITH FURNITURE	P/HEAD	109.92	0.00
HEALTH			
SEPTRAN TABLETS	10TAB.	15.54	0.00
BRUFEN TABS 200-MG.	10TAB.	10	0.00
PANADOL TAB. EXTRA/PLAIN	10TAB.	10	0.00
DISPRIN TAB.	10TAB.	10	0.00
TRISIL TAB.	10 TAB	10	0.00
FLAGYL TAB. 200 MG.	10TAB.	10	0.00
VENTOLIN TAB. 2MG.	10TAB.	9	0.00
DAONIL TAB. 5 MG.	10TAB.	17	0.00
ENTOX TAB.	10TAB.	10	0.00
RENITEC TAB. 5 MG.	10TAB.	59	0.00
CAC. 1000 TAB	BOTTLE	122	0.00

Contd.

### 7.11 Inter-city Consumer Prices October, 2015

Description	Unit	Value in Rupees	
		Average	% Change
AMOXIL CAPSOLE 250 MG.S	10CAP.	36	0.00
CALCIUM SYRUP SANDOZ	BOTTLE	64	0.00
LEDERPLEX SYRUP	BOTTLE	35	0.00
SANCOS SYRUP (50 ML.)	BOTTLE	30	0.00
PHENERGAN SYRUP 120 ML.	BOTTLE	33	0.00
CALPOL SYRUP 60 ML.	BOTTLE	28	0.00
HYDRYLLIN SYRUP 120 ML.	BOTTLE	65	0.00
POLYFAX EYE OINTMENT	TUBE	21.01	0.00
BETNESOL EYE DROPS	BOTTLE	33.89	0.00
EAR DROPS (CARDISPORINE) ***	BOTTLE	21	0.00
BETNOVATE-N OINTMENT 5 GMS	TUBE	16	0.00
BURNOL CREAM 30 GRM	TUBE	16	0.00
VICKS VAPORUB/BALM	BOTTLE	36.03	0.00
GLYCRINE SMALL BOTTLE	BOTTLE	23.48	0.00
JOUHAR JOSHANDA	PKT.	7.5	0.00
GALXOS-D (450 GRMS)	PKT.	159.19	0.09
GRIPE-WATER WOODWARDS	BOTTLE	53.88	0.00
SANIPLAST ONE PUTTY	EACH	1.88	0.00
O.R.S. (NIMCOL)	PKT.	15.88	0.32
DETTOL (MEDIUM)	BOTTLE	46.8	0.00
COTTON BANDAGE 2" - 4"	EACH	9.4	0.00
THERMOMETER CHINA	EACH	42.34	0.00
DOCTOR (MBBS) CLINIC FEE	P/PAT.	175.58	0.00
URINE TEST (DR) CHARGES	P/TEST	102.89	0.71
BLOOD TEST (CP) CHARGES	P/TEST	243.01	0.36
SUGAR TEST (RANDOM/FASTING BOTH) CHARGES	P/TEST	172.26	0.87
ECG CHARGES	P/TEST	231.76	1.05
X-RAY (CHEST) CHARGES	P/X-RAY	288.67	0.27
TRANSPORT			
CAR SUZUKI 800 CC (W/O. A/C)	EACH	645371.43	0.00
CAR SUZUKI 1000 CC	EACH	1065288.89	0.00
CAR TOYOTA 1300 CC	EACH	1631960	0.00
CAR HONDA CIVIC	EACH	2098315.79	0.00
MOTORCYCLE HONDA CD-70.	EACH	64083.15	-0.18
MOTORCYCLE YAMAHA 100CC.	EACH	80060.29	0.00
MOTOR CYCLE HERO 70 CC	EACH	45448.53	0.00
BICYCLE WITH TYRES & TUBES	EACH	7497.97	0.10
TYRE CAR WITH TUBE GENERAL	EACH	3396.88	0.00
TYRE MOTOR CYCLE WITHOUT TUBE	EACH	1190.88	0.00
TYRE CYCLE SPECIFY BRAND NAME	EACH	369.88	0.22
TYRE CAR W/O TUBE	EACH	3200.27	0.51
PETROL SUPER	LITRE	73.76	0.00
HIGH SPEED DIESEL HSD	LITRE	82.04	0.00
CNG	K.G.	70.15	0.00
GAS CYLINDER STAND. SIZE	EACH	1106.53	4.90
MOTOR CYCLE SERVICE CHARGES	EACH	265.88	1.00
CAR SERVICE CHARGES	EACH	341.05	0.00
TYRE PUNCTURE CHARGES	EACH	63.4	0.79
CYCLE OVERHAULING CHARGES	EACH	290.1	0.00
CAR TAX FOR 800CC TO 1300CC	YEARLY	1840.8	0.00
TRAIN FARE ECO. 1-100 KM.	P/KM.	0.68	0.00
TRAIN FARE ECO. 101-500 KM.	P/KM.	0.98	0.00

Contd.

## 7.11 Inter-city Consumer Prices October, 2015

Description	Unit	Value in Rupees	
		Average	% Change
TRAIN FARE ECO. > 500 KM.	P/KM.	0.89	0.00
TRAIN FARE IST SLP. 1-100KM	P/KM.	2.1	0.00
TRAIN FARE IST SLP.101-500 KM	P/KM.	2.59	0.00
TRAIN FARE IST SLP. > 500 KM	P/KM.	1.99	0.00
TRAIN FARE A/C SLP. 1-100KM.	P/KM	5.76	0.00
TRAIN FARE A/C SLP.101-500KM	P/KM.	4.59	0.00
TRAIN FARE A/C SLP > 500KM.	P/KM	4.16	0.00
PLATEFORM TICKET	EACH	10	0.00
AUTO RICKSHAW FARES	KM/MIN	56.41	0.00
FULL TONGA CHARGES	KM/MIN	61.68	0.00
TAXI 4 SEATER FARE	KM/MIN	79.23	0.00
BUS FARE MIN (WITHIN CITY)	TICKET	11.47	0.00
BUS FARE MAX (WITHIN CIT	TICKET	19.89	0.00
BUS FARE OUTSIDE CITY	P/KM.	0.9	0.00
A/C BUS FARE OUTSIDE CITY	P/KM.	1.38	0.00
MINIBUS FARE MIN.WITH IN CITY	TICKET	13.55	0.00
MINIBUS FARE MAX.WITH IN CITY	TICKET	19.8	0.00
SUZUKI FARE MIN.WITH IN CITY	TICKET	10.74	0.00
SUZUKI FARE MAXIMUM W.IN CITY	TICKET	18.36	0.00
AIR FARE ECONOMY CLASS.	P/KM.	19.26	0.00
<b>COMMUNICATION</b>			
POSTAL ENVELOPE DOMESTIC	EACH	8	0.00
ENVELOPE FOR SAUDI ARABIA	EACH	49.63	0.00
POSTAL REGISTRATION CHARGES	EACH	28	0.00
U.M.S. REG CHARGES MIN.	EACH	58.45	0.00
T.C.S. CH. MIN.WITH IN ZONE	EACH	135.75	0.00
TELEPHONE CHARGES LOCAL CALL	P/CALL	3.94	0.00
TEL CHARGES OUT SIDE CITY	P/CALL	3.94	0.00
INTERNET CHARGES	P/HOUR	29.14	0.00
MOBILE CELL CHARGES	P/UNIT	3.07	0.00
FAX CHARGES (LOCAL)	P/PAGE	17.38	0.00
TELEPHONE SET AV. QLTY	EACH	772.57	0.00
MOBILE SET NOKIA/SONY/ERICSON/SAMSUNG WITHOUT CAMERA	EACH	2804.9	0.00
<b>RECREATION AND CULTURE</b>			
T.V. 20" COLORED WEGA H-A21.	EACH	19452.71	0.00
T.V 20" COLOR CHINA/KORIA)	EACH	11280.21	0.00
V.C.P. PANASONIC/LG/NAT	EACH	5436.31	0.00
DVD/VCD PLAYER PANASONIC/LG	EACH	4172.04	0.00
RADIO WITH C.PLAYER NATIONAL	EACH	2221.47	0.00
PERSONNEL COMPUTER (BRANDED)	EACH	43315.5	0.00
VID. CASSETTE BLK. TDK/SONY	EACH	144.9	0.00
COM. C.D. (TDK/IMATION)	EACH	53.77	0.00
TAPE RECORDER CASSETTE BLANK	EACH	46.65	0.00
VIDEO GAME SEGA 16 BYTE	EACH	1285.29	0.34
CINEMA A/C. HIGH CLASS	TICKET	93.81	0.00
CINEMA NON-A/C HIGH CLASS	TICKET	56.65	0.00
CABLE CHARGES	PER MONT	290.63	0.00
TV.LICENCE FEE DOMESTIC	YEARLY	420	0.00
ENGLISH BOOK CLASS V1	EACH	70.43	0.00
ENGLISH BOOK CLASS IX OR X	EACH	94.63	0.00

Contd.

## 7.11 Inter-city Consumer Prices October, 2015

Description	Unit	Value in Rupees	
		Average	% Change
ENG. BOOK IST.YR COMPLETE SET	EACH	86.78	0.00
ENGLISH BOOK BA/B.SC	EACH	163.25	0.00
URDU BOOK CLASS V (T.B.BORD)	EACH	72.16	0.00
URDU BOOK CLASS IX/X(T.B.B)	EACH	100.7	0.00
URDU BOOK IST.YEAR/INTER	EACH	60	0.00
URDU BOOK BA/B.SC	EACH	144.5	0.00
MATHS BOOK CALSS V (T.B.B)	EACH	76.95	0.00
MATHS BOOK CLASS IX OR X	EACH	210.05	0.00
MATHS BOOK IST.YEAR (T.B.B)	EACH	148.13	0.00
PAKISTAN STUDIES BOOK BA/B.SC	EACH	150.5	0.00
DAILY "DAWN"	P/COPY	19	0.00
DAILY "JANG"	P/COPY	12	0.00
DAILY "NAWA-E-WAQT"	P/COPY	12	0.00
WEEKLY "AKHBAR-E-JAHAN"	P/COPY	55	0.00
WEEKLY "MAG"	P/COPY	45	0.00
MONTHLY "NAUNEHAL DIGEST"	P/COPY	35	0.00
PAPER FOOLSCAPE (27"x17")	QUIRE	37.9	0.16
EXERCISE.BOOK LINED 80/100 PGS	EACH	45.83	0.00
PENCILGOLDFISH/DEER	EACH	6.2	0.00
PEN INK DOLLOR 57 ML BOTTLE	EACH	21.38	0.00
PHOTOSTATE PAPER 70 GM	PRT	353.27	0.14
BALL PEN (local)	EACH	6.8	6.25
FOUNTAIN PEN HERO/WINGS/CHINA	EACH	43.14	0.00
<b>EDUCATION</b>			
PRIVATE SCHOOL FEE ENGLISH MEDIUM AVERAGE STANDARD (CLASS I)	PER MONTH	1292.64	0.00
PRIVATE SCHOOL FEE ENGLISH MEDIUM AVERAGE STANDARD (CLASS V)	PER MONTH	1456.53	0.00
PRIVATE SCHOOL FEE ENGLISH MEDIUM AVERAGE STANDARD (CLASS VI)	PER MONTH	1593.02	0.00
PRIVATE SCHOOL FEE ENGLISH MEDIUM AVERAGE STANDARD (CLASS X)	PER MONTH	1888.69	0.00
PRIVATE MEDICLE COLLEGE FEE MBBS (IST YEAR)	PER MONTH	44426.99	0.00
PRIVATE ENGINEERING COLLEGE FEE (ISTR YEAR)	PER MONTH	11971.7	0.00
GOVT. COLLEGE FEE IST. YEAR	MONTH	44.99	0.00
GOVT. COLLEGE FEE 4TH. YEAR	MONTH	59.03	0.00
GOVT. UNIVERSITY FEE MSC.	MONTH	401.64	0.00
GOVT. MED. COLLEGE FEE MBBS	MONTH	1302.55	0.00
GOVT. ENGG. COLL. FEE I YEAR	MONTH	1082.49	0.00
COACHING FEE FOR CLASS IX/X	PER MONTH	1171.65	0.11
COACHING CHARGES FOR CLASS IST YEAR/INTER (SCIENCE)	PER MONTH	1689.77	0.32
COACHING CHARGES FOR CLASS IST YEAR/INTER (COMMERCE)	PER MONTH	1436.09	0.19
I.T. TUITION FEES	PER MONTH	2448.1	0.00
MBA TUITION FEES	PER MONTH	6285.11	0.00
<b>RESTAURANTS AND HOTELS</b>			
BREAD TANDOORI ST. SIZE	EACH	7.68	0.92
COOKED MUTTON (AV. HOTEL)	PLATE	144.09	2.25
COOKED BEEF (AV. HOTEL)	PLATE	86.83	0.52
COOKED DAL (AV. HOTEL)	PLATE	52.29	0.71
CHICKEN BIRYANI FULL/DOUBLE	PLATE	129.61	0.14
TEA PREPARED (ORDINARY)	CUP	19.04	0.69

Contd.

## 7.11 Inter-city Consumer Prices October, 2015

Description	Unit	Value in Rupees	
		Average	% Change
MISCELLANEOUS GOODS AND SERVICES			
HAIRCUT CHARGES FOR MEN	P/CUT	75.15	0.09
BEAUTY PORL HAIR STYL CHARGE	P/STY.	273.96	0.34
SHAVING CHARGES	PER SHV	41.63	0.00
LIPSTICK S.MISS/MEDORA	EACH	108.58	0.30
NAIL POLISH S.MISS/MEDORA	EACH	87.27	0.09
PERFUME MED.SIZE MEDORA/BROACH	EACH	168.02	0.00
HAIR-OIL AMLA/CHAMBELI	BOTTLE	112	0.00
TOILET SOAP LUX 95 GRAMS	EACH	34.7	0.00
TOILET SOAP LIFEBOUY 140 GRM	EACH	36.63	0.08
TOILET SOAP SAFEGUARD BATH SIZE	EACH	47.98	0.69
TOOTHPASTE MACKLINES 70 GRM	EACH	50	0.00
TOOTHPAST MED SIZE CLGATE 70 GMS	EACH	61.4	0.00
TOOTHBRUSH SHEILD A/PLAUQUE	EACH	40	0.00
TOOTHPOWDER DENTONIC 90 GRM	EACH	26.63	0.00
HAIR-COLOUR BEGIN (6 GMS)	EACH	97.88	0.00
HAIR COLOUR (KALAKOLA)	BOTTLE	126.38	0.00
FACECREAM PONDS (MEDIUM)	EACH	111.88	0.00
TALC POWDER VICE ROAY,B.CAT	EACH	136.85	0.18
BLADE TREET ORDINARY 10'S	PKT.	34.8	0.00
BLADE 7-O-CLOCK STAIN. 5'S	PKT.	33.98	0.00
SHAMPOO SUNSILK/PAINTIN 100 ML	BOTTLE	108.38	0.00
BEAUTY CREAM (FAIR & LOVELY)	EACH	130.74	1.40
HAIR REMOVING CREAM (EU-CREAM)	TUBE	61.5	0.00
GEL MEDIUM SIZE	BOTTLE	92.5	0.00
DISPOSABLE RAZOR GILLET-II	EACH	41.43	0.61
SHAVING CREAM TOUCH-ME/ADM.	EACH	61.5	0.00
GOLD TEZABI 24 CT	10 GM.	39766.22	2.09
SILVER TEZABI 24 CT	10 GM.	614.95	3.42
ARTIFICIAL JEWELLARY SET	SET	724.21	0.17
WRIST WATCH GENTS CITIZEN (ORIGINAL) ***	EACH	3432.14	0.00
WRIST WATCH LADIES CITIZEN (ORIGINAL) ***	EACH	3422.5	0.00
WALL CLOCK QUARTZ AV.QLTY	EACH	540.52	0.52
SUITCASE REXIN (24"x16"x6")	EACH	1136.29	1.49
TRUNK MEDIUM SIZE ***	EACH	1608.65	0.22
PURSE LADIES (LEATHER) AVERAGE QUALITY	EACH	724.75	2.34

## 8. PUBLIC FINANCE

### 8.1 Customs Revenue Receipts

(Million Rupees)

S. No.	Description	Annual				
		2010-11	2011-12	2012-13	2013-14	2014-15
1	Meat, fish and their preparations	54.90	93.75	151.69	253.87	322.60
2	Milk, butter, cheese and honey	2769.09	2478.59	2235.00	2879.15	5371.62
3	Fruits, nuts and vegetables	1265.68	1427.16	1554.43	2368.46	2830.70
4	Coffee, nuts and vegetables	3542.19	3547.64	3730.56	3713.70	4202.54
5	Oil-seeds and miscellaneous fruits	150.60	120.73	146.20	176.67	1117.13
6	Vegetable plaiting materials	472.21	616.43	868.55	998.91	828.97
7	Animal and vegetable fats and oil	17262.76	18417.04	20247.00	20658.72	21183.29
8	Sugar and confectionery	285.07	372.89	291.17	383.73	523.17
9	Edible, preparation of cereal & vegetables	2862.84	2916.04	3099.12	3991.29	5319.78
10	Beverages, spirits and vinegars	221.28	192.14	176.65	179.36	228.65
11	Residues on waste from the food industries prepared animal fodder	61.26	53.16	59.44	141.58	2622.94
12	Tobacco	494.52	251.94	144.14	213.57	136.15
13	Mineral, fuel, oils and products thereof	21401.96	19140.05	20398.80	16760.58	24413.27
14	Chemicals and chemical products	6870.42	6798.82	7327.76	8239.32	10379.73
15	Pharmaceutical products	1565.36	1822.78	1893.71	2111.88	2507.92
16	Dyes, colours, paints and varnishes	2681.43	2538.32	2671.14	3611.13	4077.15
17	Perfumery, soap and toilet preparations	4908.71	3912.94	3778.08	4894.55	6321.37
18	Albuminodal substances modified starches gulesenzymes	196.53	202.99	215.36	287.14	488.59
19	Matches and other explosives	39.84	22.32	22.61	25.30	18.81
20	Photographic and cinematographic goods	1336.10	1178.39	1254.43	1583.89	1823.38
22	Rubber and articles thereof	2147.93	2352.45	8820.77	2395.14	13198.11
23	Leather articles and footwear	1835.37	1937.81	2143.80	2051.86	3179.46
24	Wood & articles of wood wood charcoal	552.34	557.80	2010.44	542.99	2459.12
25	Wood, paper and stationery	7423.54	6730.50	475.48	6085.09	837.99
26	Silk yarn and fabrics	205.57	130.81	5357.43	139.29	8503.06
27	Fabrics of wool, flax ramle metal vegetable	394.64	473.08	136.97	706.41	316.29
28	Cotton, Textile fabrics, Paper Yarn	340.77	786.13	490.74	2065.56	1039.73
29	Yarn and fabrics of man-made fiber	7666.13	7616.66	1422.08	8773.16	1057.36
30	Carpets & other floor covering	345.04	432.76	6523.28	285.80	11587.37
31	Special Woven Fabrics and Variety (58)	388.49	434.56	274.42	352.95	328.81
31	Plastic and articles thereof	8831.53	8807.12	349.73	11055.67	454.87
32	Textile articles including knitted & crocheted goods	2142.72	2254.15	1969.33	2627.81	3551.13
33	Other madeup textile articles, set worm clothing & textile articles rugs	1255.90	1336.37	1093.49	1375.49	1620.10
34	Glass and earthen-ware	3132.55	3522.41	3198.22	4459.56	5938.18
35	Precious metal, stones, pearls & imitation jewellery	95.09	28.71	40.01	65.58	90.60
36	Iron and steel manufactures	9677.83	10048.48	10545.65	9211.16	17154.45
37	Metals other than gold,silver,iron & steel	1386.38	1144.22	1253.23	1866.33	2518.70
38	Cutlery, tools articles of base metals	1038.53	1002.80	1015.61	1324.08	1608.30
39	Machinery and mechanical appliances	10928.56	11605.92	12362.55	13742.20	20289.00
40	Electric machinery and equipment	9528.38	9928.03	10396.39	11325.52	22583.98
41	Railway and tramway plant and rolling stock	25.04	125.87	393.05	447.75	1147.92
42	Motor and other vehicles	28097.49	43090.45	42305.56	36314.43	49408.87
43	Ships, boats and aircraft's	136.17	117.96	108.57	79.44	1045.69
44	Clocks and watches and parts thereof	66.18	47.19	60.14	66.04	61.53
45	Arms and ammunitions	498.63	464.96	507.58	317.19	336.89
46	Toys, games and sports goods	416.83	324.33	278.43	346.34	488.01
47	Sub-total (1 to 46)	167000.38	181405.65	183798.79	191495.64	265523.28
48	All other articles	26179.32	46869.49	66022.29	58234.50	49707.26
49	Gross Collection (47 to 48)	193179.70	228275.14	249821.08	249730.14	315230.54
50	Refund & Rebates	8527.42	8453.67	10362.12	8731.76	9090.69
51	Net collection (54-55)	184652.28	219821.47	239458.96	240998.38	306139.85
52	Total imports duty	179722.75	213285.30	...	233783.87	283865.95
53	1 % Ware House Charges	1598.29	1660.09	...	1182.93	808.69
54	Miscellaneous	3636.25	3870.35	...	4469.01	5010.68
55	Export duties	390.71	471.07	...	475.78	495.05
56	25% Export Development Charges	5174.30	5291.13	...	6119.22	5921.88
57	Regularity Duty	2544.84	2111.14	...	3699.32	19128.26

Contd.

## 8.1 Customs Revenue Receipts

(Million Rupees)

S. No.	Description	Monthly			
		Oct,2014	Nov, 2014	Dec, 2014	Jan, 2015
1	Meat, fish and other preparations	30.89	31.99	36.03	40.23
2	Milk, Butter, Cheese and Honey	345.79	325.24	535.15	622.74
3	Fruits, nuts and vegetables	298.69	233.24	229.56	202.28
4	Coffee, nuts and vegetables	370.42	277.03	402.46	402.28
5	Oil-seeds & miscellaneous fruits	67.77	119.20	106.58	71.62
6	Vegetable plaiting Materials	76.25	70.06	68.00	65.36
7	Animal and vegetable fats and oil	1855.01	1806.09	1813.21	1397.76
8	Sugar and confectionery	37.47	39.22	51.58	48.99
9	Edible, preparation of cereals and vegetables	433.37	405.91	376.03	429.35
10	Beverages, spirits and vinegars	7.07	13.02	12.31	14.44
11	Residues an Waste from the food industries, Prepared animal fodder	139.78	293.21	196.84	129.57
12	Tobacco	9.95	10.62	11.90	13.06
13	Minerals, fuel, oils and products thereof	1554.15	1696.47	1386.53	1121.12
14	Chemicals and chemicals products	946.05	790.64	936.73	737.16
15	Pharmaceutical products	210.96	242.59	196.35	137.79
16	Dyes, colours, paints and varnishes	278.21	240.00	340.85	355.99
17	Perfumery, soap and toilet preparations	591.89	499.55	505.78	453.01
18	Albuminoidal substances modified starches, glues,enzymes	45.80	39.18	39.63	43.60
19	Matches and other explosives	1.86	1.50	0.26	0.58
20	Photographic and cinematographic goods	154.68	109.42	152.21	158.28
21	Plastic and articles thereof	1029.67	1035.43	1038.57	926.68
22	Rubber and articles thereof	274.98	250.11	269.47	225.98
23	Leather articles and footwear	258.17	188.61	202.68	163.75
24	Wood & articles of wood; wood charcoal	56.27	71.37	66.48	78.20
25	Wood, paper and stationery	722.50	671.38	626.72	535.32
26	Silk yarn and fabrics	24.48	26.21	28.00	44.00
27	Fabrics of Wool, flax, ramle metal, vegetable	91.14	71.84	87.85	98.55
28	Cotton, textile, fibre & other paper & veg yarn	71.51	85.58	82.14	80.03
29	Yarn and fabrics of man-made fiber	993.00	899.77	942.72	917.70
30	Carpets & other floor covering	24.42	23.04	28.92	32.81
31	Special Woven Fabrics and Variety	37.91	41.78	36.34	34.74
32	Textile articles including knitted & crocheted goods	368.43	314.24	294.89	271.36
33	Other made up textile articles;set;worn colothing & textile articles;rugs	128.63	140.84	171.55	175.46
34	Glasses and earthen/ware	453.06	437.63	630.75	560.82
35	Precious metals,stones,pearls & imitation jewellery	10.76	9.07	5.37	5.73
36	Iron & steel manufactures thereof	1155.63	1114.59	1273.81	1403.72
37	Metals other than gold, silver, iron & steel	202.87	160.54	240.26	156.09
38	Cutlery, tools articles of base metals	124.70	121.93	152.36	134.88
39	Machinery and mechanical appliances	1530.84	1598.54	1703.19	1568.77
40	Electric machinery and equipment	1877.58	1813.17	1848.15	2052.09
41	Railway and tramway plant and rolling stock	133.19	10.50	122.34	22.36
42	Motor and other vehicles	3895.38	3663.75	3625.32	4718.72
43	Ships, boats and Air crafts	87.13	94.16	29.35	31.94
44	Clocks, watches and parts thereof	4.29	6.14	8.79	4.35
45	Arms and ammunitions	25.90	32.87	57.98	32.28
46	Toys, games and sports goods	31.17	29.42	36.42	37.66
47	Sub total (1 to 46)	21069.67	20156.69	21008.41	20759.20
48	All other articles	1506.27	2492.11	6569.86	3406.01
49	Total Import Duty	21263.33	21421.55	26119.72	22514.52
50	Warehouse Charges	76.79	72.97	61.15	69.64
51	Regularity Duty	394.35	388.60	418.89	639.32
52	Miscellienous	269.70	287.83	387.30	364.39
53	0.25 % Export Development Charges	504.42	453.38	552.21	542.77
54	Export Duties	67.32	35.93	44.78	34.55
55	Gross	22575.91	22660.26	27584.05	24165.19
56	Refund	3.67	60.71	3.92	25.14
57	Rebate	746.40	672.19	559.31	779.47
58	Refund & Rebate	750.07	732.90	563.23	804.61
59	Net	21825.84	21927.36	27020.82	23360.58

Contd.

## 8.1 Customs Revenue Receipts

(Million Rupees)

S. No.	Description	Monthly				
		Feb, 2015	Mar, 2015	Apr, 2015	May, 2015	Jun, 2015
1	Meat, fish and other preparations	40.44	18.28	26.71	18.21	20.35
2	Milk, Butter, Cheese and Honey	252.93	389.62	582.66	817.39	620.76
3	Fruits, nuts and vegetables	172.61	185.20	302.26	250.11	265.65
4	Coffee, nuts and vegetables	326.54	428.59	379.91	308.27	310.01
5	Oil-seeds & miscellaneous fruits	51.60	70.66	61.79	59.18	134.95
6	Vegetable plaiting Materials	69.78	79.22	84.75	65.76	59.27
7	Animal and vegetable fats and oil	1544.07	1628.37	1466.80	1867.00	2514.16
8	Sugar and confectionery	35.37	31.60	56.69	49.10	47.61
9	Edible, preparation of cereals and vegetables	420.89	376.30	540.68	632.57	448.68
10	Beverages, spirits and vinegars	10.97	26.96	25.54	26.46	20.20
11	Residues an Waste from the food industries, Prepared animal fodder	261.94	199.87	116.98	168.42	228.61
12	Tobacco	6.61	7.13	7.61	15.76	5.80
13	Minerals, fuel, oils and products thereof	1049.68	1275.65	2591.20	4687.94	5330.75
14	Chemicals and chemicals products	789.15	861.17	978.75	912.92	946.00
15	Pharmaceutical products	179.86	228.16	195.16	229.90	241.53
16	Dyes, colours, paints and varnishes	315.23	355.76	376.83	375.88	377.05
17	Perfumery, soap and toilet preparations	433.66	493.66	549.15	630.89	600.38
18	Albuminoidal substances modified starches, glues,enzymes	36.09	38.39	37.26	42.16	41.20
19	Matches and other explosives	4.96	1.55	3.91	1.88	1.46
20	Photographic and cinematographic goods	138.01	140.68	125.18	200.93	168.85
21	Plastic and articles thereof	997.36	1150.04	1156.24	1323.07	1218.04
22	Rubber and articles thereof	180.10	281.01	284.41	302.03	264.82
23	Leather articles and footwear	197.34	109.04	74.51	239.01	278.52
24	Wood & articles of wood; wood charcoal	60.73	68.88	84.38	87.70	87.67
25	Wood, paper and stationery	700.61	692.41	831.15	763.71	831.10
26	Silk yarn and fabrics	33.11	16.83	23.03	33.24	24.00
27	Fabrics of Wool, flax, ramle metal, vegetable	91.67	79.57	71.52	101.74	109.52
28	Cotton, textile, fibre & other paper & veg yarn	104.62	114.72	93.89	128.43	105.71
29	Yarn and fabrics of man-made fiber	937.12	816.64	887.70	944.29	1068.51
30	Carpets & other floor covering	24.22	32.81	31.07	23.71	32.67
31	Special Woven Fabrics and Variety	40.24	32.94	28.84	32.18	40.30
32	Textile articles including knitted & crocheted goods	320.94	236.11	173.17	331.56	380.42
33	Other made up textile articles;set;worn colothng & textile articles;rugs	127.64	126.53	106.54	125.74	140.16
34	Glasses and earthen/ware	475.74	411.69	344.93	504.15	653.09
35	Precious metals,stones,pearls & imitation jewellery	6.17	5.22	5.62	7.25	13.80
36	Iron & steel manufactures thereof	828.49	1053.98	2508.75	2009.56	2341.24
37	Metals other than gold, silver, iron & steel	222.59	195.87	234.49	231.88	281.92
38	Cutlery, tools articles of base metals	128.97	139.57	96.69	149.59	163.49
39	Machinery and mechanical appliances	1827.42	1825.21	2062.73	1824.79	1989.36
40	Electric machinery and equipment	1450.86	1605.12	1898.06	1648.21	2019.18
41	Railway and tramway plant and rolling stock	328.33	14.75	94.38	109.06	19.97
42	Motor and other vehicles	3224.99	3832.66	5361.26	4991.68	5398.89
43	Ships, boats and Air crafts	105.61	113.61	69.26	114.93	146.67
44	Clocks, watches and parts thereof	4.47	2.95	4.23	5.98	6.48
45	Arms and ammunitions	12.98	13.75	20.04	12.42	20.78
46	Toys, games and sports goods	45.61	50.89	55.59	42.73	49.15
47	Sub total (1 to 46)	18618.32	19859.62	25112.30	27449.34	30068.70
48	All other articles	4377.11	8922.17	1319.94	3018.40	11696.39
49	Total Import Duty	20401.38	25285.22	22987.47	25081.34	35179.69
50	Warehouse Charges	86.67	62.64	63.67	68.77	52.59
51	Regularly Duty	1689.43	2491.35	2525.05	4379.32	4969.34
52	Miscellienous	350.08	364.54	348.23	429.69	931.07
53	0.25 % Export Development Charges	430.91	535.18	488.38	505.30	487.85
54	Export Duties	36.93	43.23	19.41	3.31	144.55
55	Gross	22995.40	28782.16	26432.21	30467.73	41765.09
56	Refund	34.11	45.30	31.37	148.56	13.09
57	Rebate	853.44	572.35	534.43	652.75	75.34
58	Refund & Rebate	887.55	617.65	565.80	801.31	88.43
59	Net	22107.85	28164.51	25866.41	29666.42	41676.66

Contd.



## 8.1 Customs Revenue Receipts

(Million Rupees)

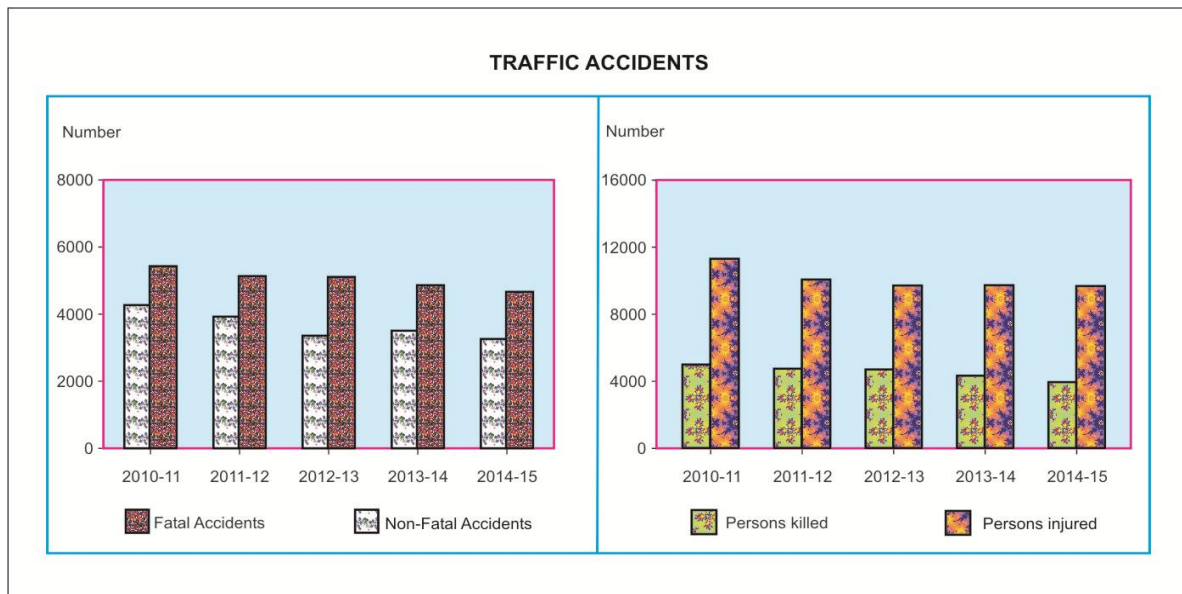
S. No.	Description	Monthly			
		Jul,2015	Aug,2015	Sep,2015	Oct,2015
1	Meat, fish and other preparations	13.72	21.32	23.63	24.00
2	Milk, Butter, Cheese and Honey	318.07	323.39	217.18	236.55
3	Fruits, nuts and vegetables	376.30	309.99	273.80	608.73
4	Coffee, nuts and vegetables	419.06	484.58	448.10	609.46
5	Oil-seeds & miscellaneous fruits	112.41	129.40	132.17	172.64
6	Vegetable plaiting Materials	58.44	63.95	74.70	74.44
7	Animal and vegetable fats and oil	1492.06	2128.52	2452.71	2782.46
8	Sugar and confectionery	74.41	61.18	88.00	70.70
9	Edible, preparation of cereals and vegetables	394.16	436.12	449.80	462.98
10	Beverages, spirits and vinegars	20.90	20.80	11.17	15.59
11	Residues an Waste from the food industries, Prepared animal fodder	577.72	427.39	472.78	744.05
12	Tobacco	20.77	10.09	16.16	15.67
13	Minerals, fuel, oils and products thereof	2074.60	4204.64	3418.69	2808.89
14	Chemicals and chemicals products	864.18	821.64	762.70	867.41
15	Pharmaceutical products	195.13	183.78	223.74	210.51
16	Dyes, colours, paints and varnishes	339.59	317.59	348.17	388.99
17	Perfumery, soap and toilet preparations	574.29	619.13	588.28	669.27
18	Albuminoidal substances modified starches, glues,enzymes	39.12	43.28	46.43	51.14
19	Matches and other explosives	5.96	7.69	3.72	2.36
20	Photographic and cinematographic goods	244.01	170.01	181.09	178.03
21	Plastic and articles thereof	1067.83	1193.10	1016.02	1330.88
22	Rubber and articles thereof	513.11	516.10	431.20	468.70
23	Leather articles and footwear	144.72	279.02	313.79	211.52
24	Wood & articles of wood; wood charcoal	80.56	85.84	69.42	72.53
25	Wood, paper and stationery	755.52	744.41	646.96	668.32
26	Silk yarn and fabrics	29.34	36.74	18.50	27.33
27	Fabrics of Wool, flax, ramle metal, vegetable	94.71	87.01	107.57	129.99
28	Cotton, textile, fibre & other paper & veg yarn	114.59	70.14	71.64	106.46
29	Yarn and fabrics of man-made fiber	871.46	941.95	1092.80	1468.61
30	Carpets & other floor covering	25.71	24.59	24.28	32.09
31	Special Woven Fabrics and Variety	31.92	35.08	41.31	50.71
32	Textile articles including knitted & crocheted goods	309.63	379.59	503.10	560.24
33	Other made up textile articles;set;worn colothing & textile articles;rugs	153.88	188.45	166.15	243.78
34	Glasses and earthen/ware	612.59	603.34	517.37	674.47
35	Precious metals,stones,pearls & imitation jewellery	9.84	7.65	9.25	6.98
36	Iron & steel manufactures thereof	1852.21	2118.12	2818.28	3086.36
37	Metals other than gold, silver, iron & steel	255.41	282.07	244.54	317.31
38	Cutlery, tools articles of base metals	161.54	153.34	131.96	195.78
39	Machinery and mechanical appliances	1392.13	1533.61	1518.51	1875.91
40	Electric machinery and equipment	1245.93	1603.99	1681.16	1817.20
41	Railway and tramway plant and rolling stock	7.48	71.44	19.39	16.19
42	Motor and other vehicles	3652.19	4298.72	4819.49	4906.42
43	Ships, boats and Air crafts	16.16	36.71	86.25	33.90
44	Clocks, watches and parts thereof	3.83	6.30	4.57	5.39
45	Arms and ammunitions	22.48	11.52	4.13	2.32
46	Toys, games and sports goods	49.67	55.28	50.96	59.62
47	Sub total (1 to 46)	21689.34	26148.60	26641.62	29362.88
48	All other articles	1305.85	1840.91	4916.89	1559.59
49	Total Import Duty	20733.37	25435.49	29083.68	27935.99
50	Warehouse Charges	47.76	51.21	45.88	47.79
51	Regularly Duty	850.95	1679.14	1629.96	1953.01
52	Miscellienous	892.33	382.65	333.14	493.57
53	0.25 % Export Development Charges	426.91	409.85	418.54	450.81
54	Export Duties	16.87	31.12	47.29	41.28
55	Gross	22968.19	27989.46	31558.49	30922.45
56	Refund	13.12	46.33	6.85	33.15
57	Rebate	971.72	1124.12	769.64	742.42
58	Refund & Rebate	984.84	1170.45	776.49	775.57
59	Net	21983.35	26819.01	30782.00	30146.88

Source: Federal Board of Revenue, Islamabad.

## 9. SOCIAL

### 9.1 Data on Traffic Accidents

Year/Month	Total Number of Accidents	Accident		Persons		Total Number of Vehicles Involved
		Fatal	Non - Fatal	Killed	Injured	
<b>PAKISTAN</b>						
2010-11	9723	4280	5443	5271	11383	10822
2011-12	9140	3966	5174	4758	10145	9986
2012-13*	8988	3884	5104	4719	9710	9876
2013-14*	8359	3500	4859	4348	9777	9423
2014-15*	7865	3214	4651	3954	9661	8949
2014 Oct	771	312	459	376	1012	896
Nov	609	280	329	388	862	711
Dec	628	252	376	291	730	723
2015 Jan	569	236	333	288	675	653
Feb	562	218	344	263	681	596
Mar	636	273	363	347	797	712
Apr	741	305	436	357	818	830
May	728	290	438	338	776	818
Jun	728	292	436	376	971	838
Jul	780	298	482	370	1026	911
Aug	797	303	494	390	974	934
Sep	810	295	515	360	881	967
Oct	799	330	469	392	1000	927



Note: Data from July,2012 onward includes ICTs.

\* Included Islamabad

Contd.

## 9.1 Data on Traffic Accidents

Year/Month	Total Number of Accidents	Accident		Persons		Total Number of Vehicles Involved
		Fatal	Non - Fatal	Killed	Injured	
<b>ISLAMABAD</b>						
2012-13	201	107	94	109	180	212
2013-14	256	120	136	132	206	256
2014-15	216	107	109	118	182	217
2014 Oct	22	9	13	10	19	22
Nov	20	10	10	11	12	20
Dec	20	8	12	8	12	20
2015 Jan	21	11	10	11	6	21
Feb	21	9	12	11	44	21
Mar	13	6	7	7	10	13
Apr	22	12	10	12	14	22
May	26	13	13	13	26	26
Jun	15	8	7	12	8	15
Jul	27	12	15	17	37	27
Aug	25	9	16	12	27	25
Sep	19	12	7	14	17	19
Oct	24	16	8	16	5	24
<b>PUNJAB</b>						
2010-11	5420	2591	2829	3167	5809	5420
2011-12	4990	2361	2629	2888	5071	4990
2012-13	4587	2213	2374	2692	4515	4587
2013-14	3696	1717	1979	2145	3941	3696
2014-15	3054	1435	1619	1750	3652	3054
2014 Oct	324	145	179	169	430	324
Nov	223	116	107	149	317	223
Dec	249	108	141	128	296	249
2015 Jan	207	106	101	133	236	207
Feb	228	98	130	117	287	228
Mar	278	141	137	175	367	278
Apr	290	129	161	157	365	290
May	299	132	167	164	288	299
Jun	259	130	129	158	272	259
Jul	285	132	153	165	329	285
Aug	298	132	166	165	391	298
Sep	294	120	174	158	292	294
Oct	324	160	164	206	462	324
<b>SINDH</b>						
2010-11	1270	758	512	927	1071	1541
2011-12	1054	681	373	756	681	1121
2012-13	935	582	353	696	637	960
2013-14	945	613	332	791	893	1103
2014-15	881	583	298	771	863	1029
2014 Sep	55	41	14	54	54	62
Nov	69	45	24	105	108	84
Dec	76	48	28	53	84	94
2015 Jan	77	50	27	55	96	83
Feb	85	56	29	68	59	93
Mar	74	48	26	71	78	86
Apr	91	61	30	67	35	100
May	64	46	18	45	55	70
Jun	78	49	29	75	142	101
Jul	70	53	17	64	101	85
Aug	79	56	23	82	47	117
Sep	79	55	24	68	56	96
Oct	75	46	29	54	71	91

Contd.

## 9.1 Data on Traffic Accidents

Year/Month	Total Number of Accidents	Accident		Persons		Total Number of Vehicles Involved
		Fatal	Non - Fatal	Killed	Injured	

**KHYBER P.K.**

2010-11	2722	773	1949	986	4153	3479
2011-12	2772	785	1987	953	3913	3501
2012-13	2968	846	2122	1059	4016	3736
2013-14	3120	877	2243	1033	4257	3934
2014-15	3399	942	2457	1137	4524	4260
2014 Oct	343	103	240	116	449	450
Nov	280	95	185	108	395	362
Dec	256	72	184	85	294	325
2015 Jan	245	64	181	79	300	319
Feb	209	49	160	59	257	236
Mar	241	66	175	77	308	297
Apr	308	86	222	103	371	387
May	313	92	221	109	378	392
Jun	344	87	257	112	516	422
Jul	370	89	281	109	509	479
Aug	358	88	270	110	467	445
Sep	385	92	293	102	486	519
Oct	350	95	255	100	422	450

**BALUCHISTAN**

2010-11	311	158	153	191	350	382
2011-12	324	139	185	161	480	374
2012-13	297	136	161	163	362	381
2013-14	342	173	169	247	480	434
2014-15	315	147	168	178	440	389
2014 Oct	27	14	13	27	60	38
Nov	17	14	3	15	30	22
Dec	27	16	11	17	44	35
2015 Jan	19	5	14	10	37	23
Feb	19	6	13	8	34	18
Mar	30	12	18	17	34	38
Apr	30	17	13	18	33	31
May	26	7	19	7	29	31
Jun	32	18	14	19	33	41
Jul	28	12	16	15	50	35
Aug	37	18	19	21	42	49
Sep	33	16	17	18	30	39
Oct	26	13	13	16	40	38

Source: Provincial Police Departments &amp; ICT Police.

## 9.2 Data on Telecommunication 2015

Months	Distribution of Cellular Mobile Subscribers					
	Total	Moblink	CM Pak	Ufone	Telenor	Warid
Jan	136482096	38384557	27406675	21782905	36509373	12398586
Feb	136630891	38378938	27693987	21718480	36724230	12115256
Mar	134907976	38184925	27429830	21507765	36598171	11187285
Apr	131865579	38149067	27217698	18257842	37313551	10927421
May	112402835	32945683	21836725	17365830	30737198	9517399
Jun	114658434	33424268	22102968	17809315	31491263	9830620
Jul	116431523	33993778	22432785	17893156	32155599	9956205
Aug	118943600	34637527	23100847	18296277	32747666	10161283
Sep	120940513	35156550	23518919	18750250	33191103	10323691
Oct	122595936	35431799	23800643	19214908	33677266	10471320
Nov						
Dec						

---

Source : Pakistan Telecommunication Authority, Islamabad.

## 9.3 Visitors at Archaeological Museum in Pakistan

Area/ attraction	August,2015		September,2015		October,2015	
	Foreigner	National	Foreigner	National	Foreigner	National
PAKISTAN	1645	218958	1454	136572	1499	145655
ISLAMABAD	451	83184	554	47084	417	65379
Pakistan Museum of Natural History	19	11661	26	3265	16	5210
Lok Virsa Heritage Museum	191	29265	254	13401	212	22910
Pakistan Monument Museum	151	42023	154	30063	114	37034
Pakistan Railway Heritage Museum	90	235	120	355	75	225
PUNJAB	852	122386	723	71211	926	68981
Lahore Museum Lahore	229	30724	142	17485	214	21245
Allama Iqbal Library & Museum, Sialkot.	10	665	3	725	3	500
Museum, Taxila, Rawalpindi	441	45972	446	12849	501	13538
Museum, Harappa, Sahiwal.	13	6527	17	11890	19	6600
Allama Iqbal Museum, Javaid Manzil, Lahore	6	2119	2	1441	6	1596
PMDC Khewara Mines Museum, Chakwal	153	36379	113	26821	183	25502
SINDH	317	11761	148	14884	136	8605
National Museum of Pakistan, Karachi	-	1700	23	1025	3	1983
Sindh Provincial Museum, Hyderabad.	15	2150	7	2305	5	2150
Museum, Banbhore, Thatta.	1	661	-	674	1	448
Museum, Moenjodaro, Larkana.	24	911	38	9565	36	2847
Museum Umerkot, Tharparkar.	-	4419	4	1004	1	642
Quid-e-Azam Birth Place, Karachi.	9	270	1	21	-	35
Quid-e-Azam House Museum, Karachi.	268	1650	75	290	90	500
KHYBER PAKHTUNKHWA	25	1557	24	3118	20	2595
Peshawar Museum, Peshawar.	22	1079	19	1887	17	1759
Museum Saidu Sharif, Swat.	3	100	5	470	3	550
Dir Museum, Chakdara	-	378	-	761	-	286
BALUCHISTAN	-	70	5	275	-	95
Museum Balochistan, Quetta.	-	70	5	275	-	95

Source:-Department of Archaeology and Museum,  
Government of Pakistan & Provincial Government

## 9.4 Visitors at Heritage Site in Pakistan

Area/ attraction	August,2015		September,2015		October,2015	
	Foreigner	National	Foreigner	National	Foreigner	National
<b>PAKISTAN</b>	846	239245	807	253680	1179	234448
<b>PUNJAB</b>	747	220426	695	216199	1062	215653
Jahangir's Tomb, Lahore	45	9250	20	10000	30	10500
Shalimar Garden, Lahore	31	30005	23	28600	130	33675
Royal Fort (Shahi Qila), Lahore	201	114172	179	140860	367	139340
Hiran Minar & Tank, Sheikhpura	16	14500	10	12000	15	12000
Harappa, Sahiwal	13	6527	17	11890	19	6600
Taxila, Rawalpindi	441	45972	446	12849	501	13538
<b>SINDH</b>	25	7110	42	11770	38	4373
Banbhore , Thatta.	1	661	-	674	1	448
Makli Hill Monument, Thatta	-	1119	-	527	-	436
Moenjodaro, Larkana.	24	911	38	9565	36	2847
Umerkot Fort, Tharparkar.	-	4419	4	1004	1	642
<b>KHYBER PAKHTUNKHWA.</b>	74	11709	70	25711	79	14422
Remains of Takht-i-Bhai, Mardan	3	10900	14	25200	7	13800
Butkara Site Museum, Saidu Sharif, Swat	1	9	1	11	2	22
Julian Site, Haripur	70	800	55	500	70	600
<b>BALUCHISTAN</b>						

Source: Department of Archaeology and Museum.  
Government of Pakistan & Provincial Government.

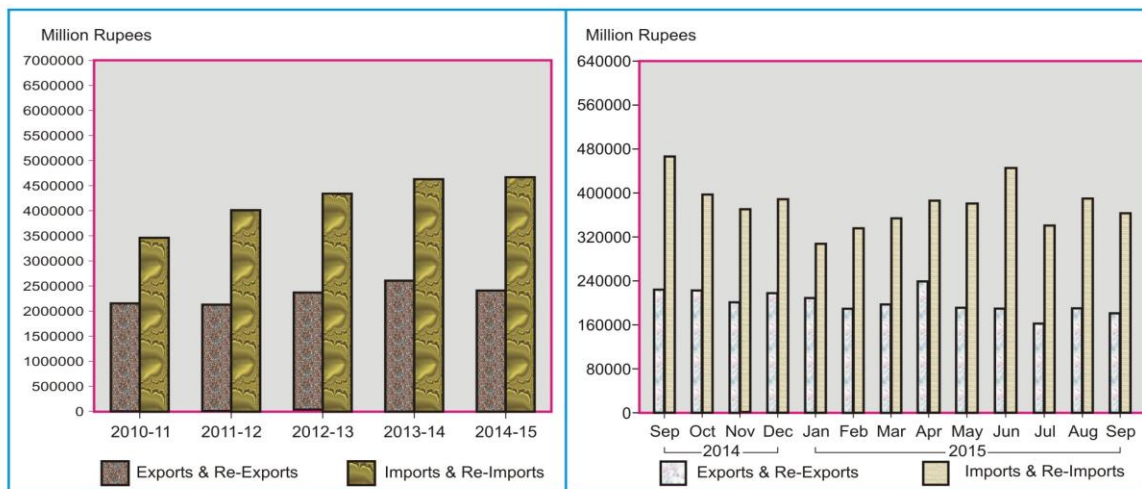
# 10. TRADE

## 10.1 Value of Foreign Trade

(Million Rupees)

Year / Month	Exports	Re-Exports	Imports	Re-Imports	Balance of Trade
2010-11	2,120,846.7	30,576.3	3,455,285.6	2,072.6	-1,305,935.2
2011-12	2,110,605.5	18,570.2	4,009,093.0	--	-1,883,049.0
2012-13	2,366,477.8	9,946.3	4,349,879.5	--	-1,973,455.4
2013-14	2,583,463.2	16,369.1	4,630,520.8	1,855.7	-2,032,544.2
2014-15	2,397,513.0	20,191.2	4,644,151.6	20,961.9	-2,247,409.3
2014 Sep	222,613.8	1,243.3	464,876.3	1,898.8	-242,918.0
Oct	200,455.8	1,746.2	435,657.9	1,808.0	-235,263.9
Nov	199,310.3	820.7	366,214.90	1,966.3	-168,050.2
Dec	216,620.3	1,318.0	386,514.6	1,857.8	-170,434.1
2015 Jan	207,163.2	1,697.7	306,222.9	1,547.5	-98,909.5
Feb	190,530.2	2,308.9	334,335.3	1,854.1	-143,350.3
Mar	196,002.1	1563.8	352412.9	1387.4	-156,234.4
Apr	202,250.6	1722.6	385075.9	1573.0	-182,675.7
May	189,389.8	1922.6	379073.8	1761.7	-189,523.1
Jun	184,069.2	1650.8	444559.6	1480.5	-260,320.1
Jul	161,533.5	891.0	340518.8	1475.8	-179,570.1
Aug	187,222.4	2801.2	389086.5	1707.4	-200,770.3
Sep	179,817.5	990.5	360660.6	1721.8	-181,574.4

### VALUE OF FOREIGN TRADE



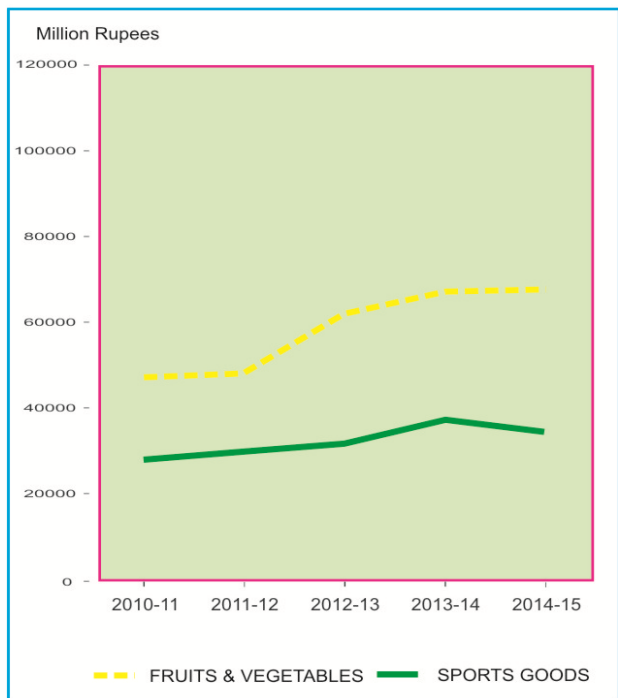
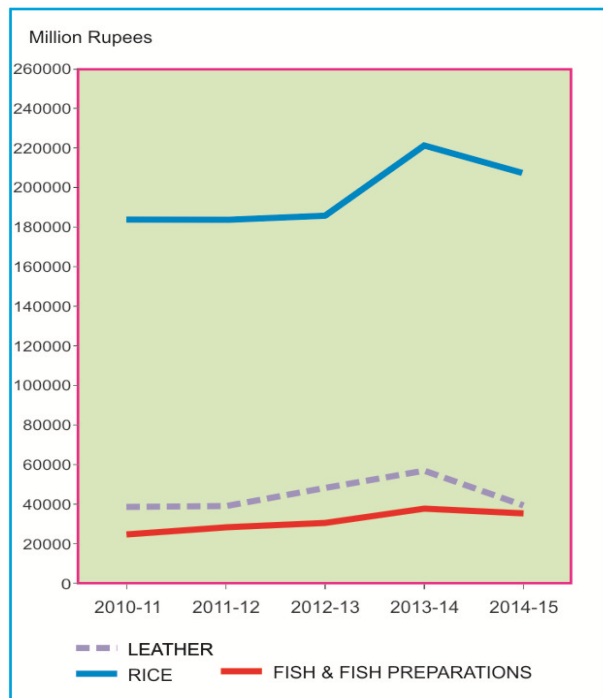
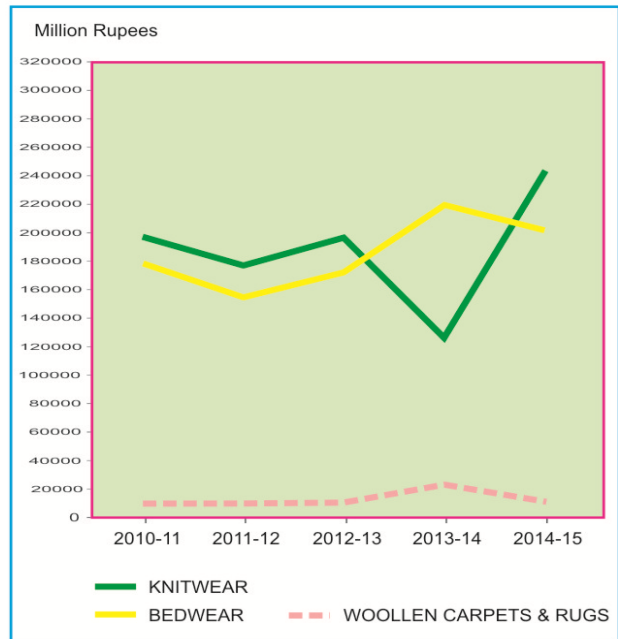
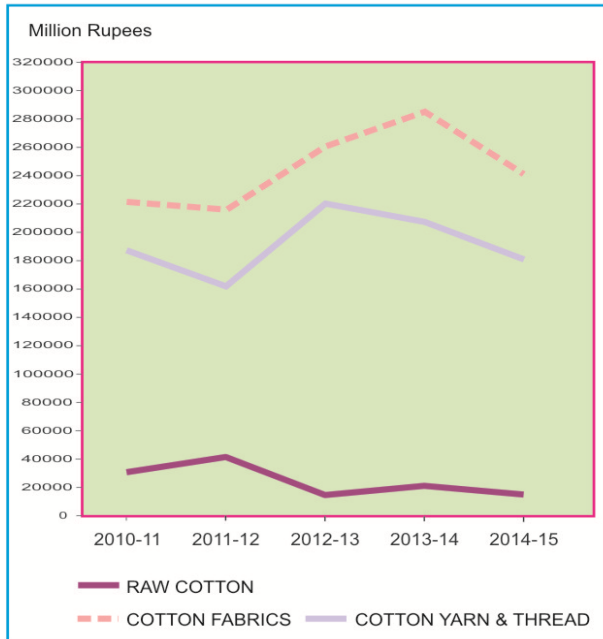


## 10.2 Exports by Commodity/Group

(Million Rupees)

Year/ Month	Raw Cotton	Cotton Fabrics	Cotton Yarn and Thread	Knitwear	Bedwear	Woollen Carpets & Rugs	Leather	Rice	Fish & Fish Prepara- tions	Fruits & Vege- tables	Sports goods
2010-11	31,168.4	224,257.0	188,271.8	197,144.5	178,596.0	11,034.4	39,744.3	184,674.6	25,313.9	47,895.6	28,208.4
2011-12	41,392.6	218,159.8	163,403.5	176,652.4	155,108.3	10,113.5	39,841.2	184,405.0	28,597.6	48,321.8	30,241.0
2012-13	14,888.1	260,237.5	219,017.0	197,434.3	172,724.2	11,484.6	48,455.7	186,623.1	30,759.1	62,126.8	32,375.2
2013-14	21,352.5	285,130.2	207,199.9	235,564.7	219,961.7	12,616.2	56,496.4	222,906.7	37,917.6	66,703.9	37,259.6
2014-15	14,932.7	248,430.9	188,615.4	243,718.7	213,017.9	11,772.5	49,582.8	206,266.3	35,429.4	67,864.3	34,293.6
2014 Sep	3,117.6	23,207.9	17,870.6	22,584.1	20,639.1	860.7	4,785.7	13,596.0	3,865.8	3,132.6	2,853.2
Oct	2,555.1	20,973.9	17,561.8	21,445.4	18,430.1	999.1	3,999.2	15,892.3	3,531.9	3,145.8	1,994.7
Nov	2,356.3	19,434.6	18,725.7	19,040.1	17,521.5	1,354.6	4,150.3	22,515.7	3,591.2	4,047.4	2,156.6
Dec	1,585.7	21,282.7	17,378.4	21,313.2	16,949.6	1,734.0	4,642.8	24,020.2	3,157.0	9,362.0	2,902.4
2015 Jan	1,905.8	20,796.4	17,098.6	20,459.6	18,280.6	1,024.3	4,365.0	20,600.6	2,823.3	10,718.4	2,774.1
Feb	681.9	22,347.3	17,411.4	18,327.4	16,273.6	563.1	3,345.5	17,560.0	1,947.2	9,916.9	2,848.8
Mar	274.3	21,520.2	13,636.1	16,936.9	15,740.5	963.6	4,230.9	21,882.1	2,702.9	7,731.1	2,940.7
Apr	270.7	21,406.3	12,902.6	18,712.2	18,300.0	960.9	4,200.6	18,308.2	3,395.9	5,966.2	3,809.5
May	159.4	19,388.8	14,022.0	22,392.5	17,992.5	919.5	4,474.7	15,516.7	3,852.1	3,970.1	3,142.9
Jun	81.5	17,911.1	12,461.8	21,907.5	17,912.5	725.8	3,780.3	13,544.3	2,494.3	3,702.2	3,046.5
Jul	569.9	17,163.7	12,191.8	21,983.5	16,144.7	800.4	3,167.8	9,273.6	1,788.7	2,993.0	2,473.7
Aug	1,780.1	20,326.0	14,446.3	21,762.6	18,342.3	704.1	3,297.5	12,432.2	1,543.7	4,394.0	2,565.7
Sep	3,382.9	20,178.1	13,078.6	21,008.2	18,383.0	736.0	3,524.1	12,951.3	3,382.1	3,143.4	2,603.7

EXPORTS BY COMMODITY/GROUP

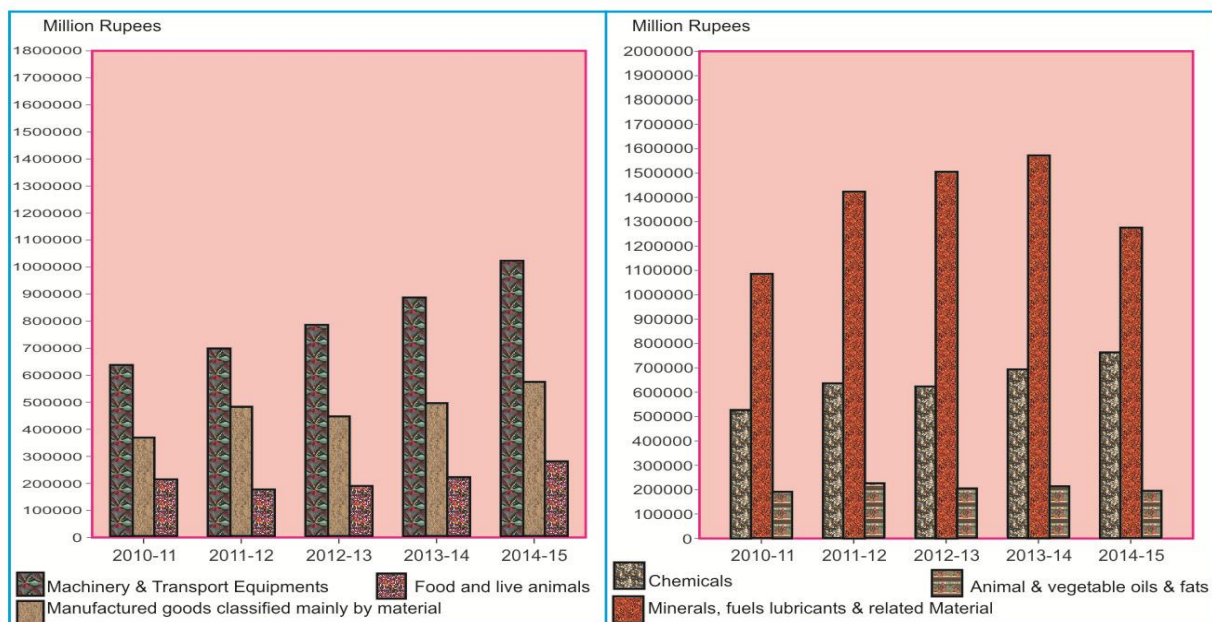


## 10.3 Imports by Commodity/Group

(Million Rupees)

Year/Month	Machinery and Transport equipment	Manufactured goods classified mainly by material	Food and Live animals	Chemicals	Mineral Fuels, Lubricants and related materials	Animal or Vegetable oils & fats
2010-11	639,389.0	369,322.2	214,132.4	528,988.9	1,084,764.7	190,133.7
2011-12	699,993.9	482,498.6	179,555.6	637,823.7	1,420,173.6	228,731.4
2012-13	783,966.3	444,919.9	190,555.4	621,466.0	1,504,034.0	205,311.0
2013-14	886,479.3	496,850.9	221,052.9	691,397.7	1,570,968.0	213,427.6
2014-15	1,019,546.8	571,607.2	280,008.3	761,241.6	1,274,835.8	193,222.0
2014 Sep	84,001.0	52,860.9	32,409.1	64,611.4	151,853.8	20,450.8
Oct	93,907.2	46,191.5	33,891.0	72,678.8	131,710.2	17,323.8
Nov	75,153.8	45,485.3	24,174.4	59,429.4	102,987.1	16,598.9
Dec	89,189.9	49,005.4	22,955.5	70,029.1	89,607.7	16,460.9
2015 Jan	76,282.9	45,445.9	20,431.4	48,730.7	62,162.6	12,815.7
Feb	83,370.8	43,542.6	20,085.0	61,756.5	74,516.8	13,836.8
Mar	85,025.8	43,610.4	19,864.3	62,032.5	81,860.3	14,289.9
Apr	88,780.4	50,191.1	19,541.7	66,645.1	105,102.4	12,562.8
May	83,296.8	50,764.7	21,674.2	67,244.4	94,332.1	15,812.3
Jun	106,780.7	55,418.4	21,861.4	65,432.0	122,286.5	20,135.6
Jul	72,735.5	43,599.3	23,355.1	64,400.6	82,466.3	12,561.6
Aug	85,852.2	53,996.1	24,846.2	58,440.3	103,605.8	18,185.4
Sep	81,127.0	49,548.4	27,869.5	60,511.0	82,199.7	19,836.4

## IMPORTS BY COMMODITY / GROUP



## 10.4 Exports by Selected Commodities in Dollars

(In Thousand Dollar)

GROUPS/COMMODITIES	UNIT	SEPTEMBER, 2015		CUML. FROM JUL, 2015		SEPTEMBER, 2014		CUML. FROM JUL, 2014	
		QUANTITY	VALUE	QUANTITY	VALUE	QUANTITY	VALUE	QUANTITY	VALUE
GRAND TOTAL			1725583		5143099		2175184		6000440
A.PRIMARY COMMODITIES			268566		740173		324465		821126
01.RICE	MT	254463	124285	648228	336937	206257	132848	554341	362744
(I) RICE BASMATI	MT	51738	45910	125543	127046	58036	68356	124869	154148
(II) RICE OTHER VARIETIES	MT	202725	78375	522685	209891	148221	64492	429472	208596
02.FISH AND FISH PREPARATIONS	KG	12577477	32456	25906378	65126	13708063	37773	28720504	78720
03.FRUIITS & VEGETABLES INCL.JUICES	KG	65123188	31497	245418820	107476	45387546	34083	185612814	100709
(I) FRUITS	KG	24981913	17583	74017738	56813	26252427	24698	106333324	70319
(II) VEGETABLES	KG	38730249	12581	166540229	45712	14208731	5910	69129093	22374
(III) FRUIT & VEGETABLE JUICES	KG	1411026	1332	4860853	4951	4926388	3475	10150397	8017
04.WHEAT	MT								
05.WHEAT FLOUR	MT	76417	24210	256584	81547	55106	23835	137081	62313
06.SPICES(INCL. CHILLIES)	KG	1498451	5676	3841714	14873	1224385	4664	2978689	11831
07.OIL SEEDS, NUTS AND KERNALS	KG	1874855	2691	2955201	4168	2156714	4251	3236042	6232
08.LEGUMINOUS VEGETABLE	KG								
09.FLOWERS	KG	33151	74	62683	134	17077	45	84670	198
10.RAW HIDES AND SKINS	KG			31920	124	5012	101	5012	101
11.RAW WOOL AND ANIMAL HAIR	KG	364867	607	1370686	2196	554348	725	2071368	2764
(I) RAW WOOL	KG	108847	215	475937	833	126924	189	425185	637
(II) ANIMAL HAIR	KG	256020	392	894749	1364	427424	536	1646183	2127
12.CRUDE ANIMAL MATERIAL	KG	2022610	3136	5264562	6826	1040555	3041	3573665	10706
13.CRUDE FERTILIZER	MT	2283	230	6628	701	1068	85	3771	300
14.MOLASSES	KG			14357000	1583			27607021	3616
15.RAW COTTON	MT	20812	32463	35106	55461	17928	30462	28951	49938
16.COTTON WASTE	MT	3396	3871	8950	9315	5707	7108	14092	17927
17.PETROLEUM CRUDE	MT			80445	36023	43837	37214	103177	90939
18.MARBLES AND STONES	MT	47879	6577	113579	15871	43080	6603	116366	18126
19.TOBACCO	KG	228279	794	582617	1814	513311	1626	1050232	3961
(I) UN-MANUFACTURED	KG	224379	773	544121	1668	492481	1542	1006807	3762
(II) MANUFACTURED EXCL.CIGARETTE	KG	3900	21	38496	146	20830	84	43425	199
20.COKE	MT								
B.TEXTILES MANUFACTURES			1027621		3085822		1182414		3272753
01.COTTON YARN	KG	40438934	122305	124566557	382991	62537230	174409	162599981	467767
02.COTTON CLOTH	SQM	196106701	193635	531517396	560991	180975789	226767	512407088	631068
03.ARTICLES OF APPAREL & CLOTHING ACCESSORIES (EXCL. KNITWEARS)	DOZ	2327009	155243	7271212	506109	2305745	159520	7411736	478173
04.ART SILK AND SYNTHETIC TEXTILES	SQM	28342330	26372	85166423	75726	31600792	35039	75892110	93285
05.COTTON THREAD	KG	715113	3201	783153	3537	50671	206	903222	3988
06.TEXTILE FABRICS WOVEN(OTHER THAN COTTON & ARTIFICIAL FABRICS)	--		478		1898		229		571
07.TULE, LACE, EMBROIDERY ETC	--		761		3344		1111		3317
08.COTTON BAGS/SACKS	MT	238	472	1369	2146	528	949	2116	4130
09.TENTS & OTHER CANVAS GOODS	KG	2591913	5716	6243082	14924	9484347	24431	16585771	43523
10.BED WEAR	KG	28069227	176409	80220395	514364	30023150	201667	86330557	553985
11.TOWELS	KG	17830427	75591	48690085	214454	14447547	70351	39016142	185029
12.TEXTILE MADE UPS (EXCL. TOWELS & BED WEAR)	--		56086		147696		56056		151384
13.KNITWEARS	DOZ	9627813	201601	27863051	630378	9896113	220672	26710673	629670
14.WASTE MATERIAL OF TEXTILE FIBRES/FABRICS	KG	2920890	2290	8934839	6516	6596930	3400	13401875	7656
15.YARN OTHER THAN COTTON YARN	KG	1165001	3245	3574186	9450	1325568	4231	3469904	11157
16.KINTTED OR CROCHATED FABRICS	SQM	1466262	4217	3873039	11298	728990	3374	1671765	8048
C.OTHER MANUFACTURES			264705		839492		420532		1212116
01.CIGARETTES	THNO			4971	114	1340	32	4342	92
02.LEATHER	SQM	1584795	33818	4566651	97182	2700104	46762	6179457	123328

Contd.

## 10.4 Exports by Selected Commodities in Dollars

(In Thousand Dollar)

GROUPS/COMMODITIES	UNIT	SEPTEMBER, 2015		CUML, FROM JUL, 2015		SEPTEMBER, 2014		CUML, FROM JUL, 2014	
		QUANTITY	VALUE	QUANTITY	VALUE	QUANTITY	VALUE	QUANTITY	VALUE
03.CARPETS,RUGS AND TAPESTRIES ETC	SQM	129506	7416	402041	22975	188998	8783	654590	26019
(I) WOOLLEN CARPETS AND RUGS	SQM	118059	7062	358725	21812	150713	8410	576534	25202
(II) WOOLLEN CARPET MACHINE MADE	SQM	396	14	5414	173	4		1406	46
(III) TAPESTRY CLOTH	SQM								
(IV) CARPETS KNOTTED & OTHER FLOOR COVERING	SQM	11051	339	37902	991	38281	373	76650	770
04.PETROLEUM PRODUCTS	MT	7014	4551	26193	17411	97267	90485	241832	231750
05.FEEDING STUFF FOR ANIMALS	KG	30727865	5395	94853486	14380	31490829	6799	95098394	18884
06.CHEMICALS AND PHARMACEUTICAL PRODUCTS	--		66317		240491		79033		263559
(I) PLASTIC MATERIALS	KG	13026481	17074	40977928	52189	18383444	23282	45774143	61204
(II) PHARMACAUTICAL PRODUCTS.	KG	984230	16073	2736648	52339	1260235	19651	3734761	49971
(III) FERTILIZER MANUFACTURES	MT								
(IV) OTHER CHEMICAL	--		33171		135963		36100		152383
07.RUBBER MANUFACTURES	--		1473		3186		977		2549
08.PAPER AND PAPER BOARD	KG	1140978	3236	3836541	11565	2834531	5228	4476988	10270
09.GUAR AND GUAR PRODUCTS	KG	1109347	2061	3384662	7115	2360357	5787	7181466	17354
10.CUTLERY	--		7519		19726		8035		21731
11.GOLD	GM								
12.COPPER AND ARTICLES THEREOF	--		8254		17045		16568		40575
13.MACHINERY & TRANSPORT EQUIPMENT (INCL.ENGINEERING ELECTRICAL GOODS)	--		13186		43272		18966		62878
(I) ELECTRIC FANS	NO	63597	1343	263185	5556	84648	1671	406333	7940
(II) TRANSPORT EQUIPMENT	--		808		3776		822		2215
(III) OTHER ELECTRICAL MACHINERY	--		3239		10373		5577		24465
(IV) MACHINERY SPECIALIZED	--		2492		8575		2890		7070
PARTICULARS INDUSTRIES									
(V) AUTO PARTS	--		1372		3951		2070		4555
(VI) OTHER MACHINERY	--		3932		11041		5936		16634
14.FOOTWEARS	PAIR	844518	5943	2582821	26282	1216289	9960	3556784	35785
(I) LEATHER FOOTWEAR	PAIR	249760	4185	1414361	21139	552722	8228	1887286	31788
(II) CANVAS FOOTWEAR	PAIR			33285	94	8400	34	13310	54
(III) OTHER FOOTWEAR	PAIR	594758	1758	1135175	5049	655167	1697	1656188	3943
15.LEATHER MANUFACTURES(EXCL. LEATHER FOOTWEARS)	--		43909		136553		54383		158440
(I) LEATHER GLOVES	DOZ	365974	16642	1481760	49549	614668	18584	1575292	50882
(II) APPAREL & CLOTHING	DOZ	66745	26259	228680	83947	85814	34815	268406	104182
(III) OTHER LEATHER MANUFACTURES	KG	73215	1008	229117	3057	77702	984	219172	3376
16.HOUSE-HOLD EQUIPMENT	KG	337379	622	919493	1666	418943	887	1262079	2539
17.SPORTS GOODS	--		24985		74376		27879		86569
(I) FOOT BALLS COMPLETE	DOZ	234711	11430	778536	39262	253576	12423	745792	40259
(II) GLOVES (SPORTS)	DOZ	242325	10440	601691	26458	421330	10064	1046120	30068
(III) OTHER	--		3115		8656		5392		16242
18.SURGICAL GOODS,MEDICAL INSTRUMENTS AND APPLIANCES	NO	20713847	27429	60446780	81551	23138940	31313	60415380	80417
19.ONYX MANUFACTURED	KG	159530	406	627352	1408	232159	547	659477	1987
20.HANDICRAFTS	--						20		2420
21.TEXTILE PRODUCT & ARTICLE FOR TECHNICAL USE	KG	34477	147	66351	340	19732	149	60118	392
22.BOOKS AND PRINTED MATTERS	--		335		1179		552		1474
23.PIG IRON	MT							45	36
24.PRECIOUS/SEMI-PRECIOUS STONE	GM	369125	219	1496835	645	1433437	808	3757760	2146
25.JEWELLERY	--		720		1774		697		1920
26.ARTICLES OF PLASTIC	KG	1841185	5796	5819517	17531	2089934	4977	7013997	16550
27.FURNITURE	NO	39435	553	85978	1286	18760	733	61023	1890
28.PARTS OF FOOTWEAR	--		415		439		172		561
D.OTHERS	--		164691		477612		247773		694445

## 10.5 Exports by Selected Commodities in Rupees

(In Thousand Rupees)

GROUPS/COMMODITIES	UNIT	SEPTEMBER, 2015		CUML, FROM JUL, 2015		SEPTEMBER, 2014		CUML, FROM JUL, 2014	
		QUANTITY	VALUE	QUANTITY	VALUE	QUANTITY	VALUE	QUANTITY	VALUE
GRAND TOTAL			179817458		528573386		222613794		602721555
A.PRIMARY COMMODITIES			27986358		76124162		33206604		82589556
01.RICE	MT	254463	12951301	648228	34657074	206257	13595954	554341	36426297
(I) RICE BASMATI	MT	51738	4784136	125543	13064746	58036	6995691	124869	15512859
(II) RICE OTHER VARIETIES	MT	202725	8167165	522685	21592328	148221	6600263	429472	20913437
02.FISH AND FISH PREPARATIONS	KG	12577477	3382106	25906378	6714564	13708063	3865798	28720504	7933679
03.FRUILTS & VEGETABLES INCL.JUICES	KG	65123188	3282151	245418820	11038755	45387546	3488171	185612814	10111375
(I) FRUILTS	KG	24981913	1832264	74017738	5835865	26252427	2527657	106333324	7064549
(II) VEGETABLES	KG	38730249	1311071	166540229	4694444	14208731	604887	69129093	2239718
(III) FRUIT & VEGETABLE JUICES	KG	1411026	138816	4860853	508445	4926388	355628	10150397	807108
04.WHEAT	MT								
05.WHEAT FLOUR	MT	76417	2522850	256584	8378867	55106	2439327	137081	6267495
06.SPICES(INCL. CHILLIES)	KG	1498451	591455	3841714	1530090	1224385	477371	2978689	1188369
07.OIL SEEDS, NUTS AND KERNALS	KG	1874855	280446	2955201	431147	2156714	435061	3236042	631014
08.LEGUMINOUS VEGETABLE	KG								
09.FLOWERS	KG	33151	7668	62683	13770	17077	4562	84670	19733
10.RAW HIDES AND SKINS	KG			31920	12689	5012	10348	5012	10348
11.RAW WOOL AND ANIMAL HAIR	KG	364867	63260	1370686	225464	554348	74156	2071368	276402
(I) RAW WOOL	KG	108847	22400	475937	85361	126924	19321	425185	63723
(II) ANIMAL HAIR	KG	256020	40860	894749	140103	427424	54835	1646183	212679
12.CRUE ANIMAL MATERIAL	KG	2022610	326754	5264562	703100	1040555	311252	3573665	1072685
13.CRUE FERTILIZER	MT	2283	23971	6628	72033	1068	8706	3771	30015
14.MOLASSES	KG			14357000	162044			27607021	358260
15.RAW COTTON	MT	20812	3382887	35106	5732927	17928	3117598	28951	5062123
16.COTTON WASTE	MT	3396	403424	8950	959235	5707	727486	14092	1802804
17.PETROLEUM CRUDE	MT			80445	3672565	43837	3808552	103177	9181358
18.MARBLES AND STONES	MT	47879	685339	113579	1633297	43080	675816	116366	1819010
19.TOBACCO	KG	228279	82743	582617	186542	513311	166446	1050232	398588
(I) UN-MANUFACTURED	KG	224379	80560	544121	171614	492481	157803	1006807	378581
(II) MANUFACTURED EXCL.CIGARETTE	KG	3900	2183	38496	14928	20830	8643	43425	20007
20.COKE	MT								
B.TEXTILES MANUFACTURES			107085119		317101319		121011195		328606910
01.COTTON YARN	KG	40438934	12745018	124566557	39348853	62537230	17849456	162599981	47018608
02.COTTON CLOTH	SQM	196106701	20178083	531517396	57667761	180975789	23207947	512407088	63369648
03.ARTICLES OF APPAREL & CLOTHING ACCESSORIES (EXCL. KNITWEARS)	DOZ	2327009	16177328	7271212	51972939	2305745	16325662	7411736	47955506
04.ART SILK AND SYNTHETIC TEXTILES	SQM	28342330	2748190	85166423	7784770	31600792	3586024	75892110	9368921
05.COTTON THREAD	KG	715113	333575	783153	367806	50671	21126	903222	398450
06.TEXTILE FABRICS WOVEN(OTHER THAN COTTON & ARTIFICIAL FABRICS)	--		49760		194756		23451		57252
07.TULE, LACE, EMBROIDERY ETC	--		79338		342908		113706		332849
08.COTTON BAGS/SACKS	MT	238	49141	1369	220027	528	97144	2116	413066
09.TENTS & OTHER CANVAS GOODS	KG	2591913	595698	6243082	1535015	9484347	2500310	16585771	4399806
10.BED WEAR	KG	28069227	18383049	80220395	52870126	30023150	20639087	86330557	55617074
11.TOWELS	KG	17830427	7877063	48690085	22046416	14447547	7199932	39016142	18585681
12.TEXTILE MADE UPS (EXCL. TOWELS & BED WEAR)	--		5844520		15191578		5736941		15202222
13.KNITWEARS	DOZ	9627813	21008184	27863051	64754307	9896113	22584090	26710673	63184017
14.WASTE MATERIAL OF TEXTILE FIBRES/FABRICS	KG	2920890	238592	8934839	669807	6596930	348002	13401875	770405
15.YARN OTHER THAN COTTON YARN	KG	1165001	338133	3574186	972160	1325568	432988	3469904	1122272
16.KINTTED OR CROCHATED FABRICS	SQM	1466262	439447	3873039	1162092	728990	345329	1671765	811133
C.OTHER MANUFACTURES			27584082		86252558		43038278		121738236
01.CIGARETTES	THNO			4971	11697	1340	3235	4342	9275

Contd.

## 10.5 Exports by Selected Commodities in Rupees

(In Thousand Rupees)

GROUPS/COMMODITIES	UNIT	SEPTEMBER, 2015		CUML, FROM JUL, 2015		SEPTEMBER, 2014		CUML, FROM JUL, 2014	
		QUANTITY	VALUE	QUANTITY	VALUE	QUANTITY	VALUE	QUANTITY	VALUE
02.LEATHER	SQM	1584795	3524059	4566651	9989320	2700104	4785715	6179457	12393305
03.CARPETS,RUGS AND TAPESTRIES ETC	SQM	129506	772767	402041	2359992	188998	898881	654590	2609445
(I) WOOLLEN CARPETS AND RUGS	SQM	118059	735960	358725	2240471	150713	860713	576534	2527454
(II) WOOLLEN CARPET MACHINE MADE	SQM	396	1450	5414	17675	4	11	1406	4587
(III) TAPESTRY CLOTH	SQM								
(IV) CARPETS KNOTTED & OTHER FLOOR COVERING	SQM	11051	35357	37902	101846	38281	38158	76650	77403
04.PETROLEUM PRODUCTS	MT	7014	474236	26193	1786732	97267	9260509	241832	23372470
05.FEEDING STUFF FOR ANIMALS	KG	30727865	562190	94853486	1479121	31490829	695821	95098394	1895411
06.CHEMICALS AND PHARMACEUTICAL PRODUCTS	--		6910702		24706614		8088399		26438275
(I) PLASTIC MATERIALS	KG	13026481	1779235	40977928	5364104	18383444	2382722	45774143	6150093
(II) PHARMACAUTICAL PRODUCTS.	KG	984230	1674868	2736648	5374514	1260235	2011083	3734761	5019861
(III) FERTILIZER MANUFACTURES	MT								
(IV) OTHER CHEMICAL	--		3456599		13967995		3694593		15268321
07.RUBBER MANUFACTURES	--		153506		328217		100037		256166
08.PAPER AND PAPER BOARD	KG	1140978	337210	3836541	1187236	2834531	535096	4476988	1032604
09.GUAR AND GUAR PRODUCTS	KG	1109347	214735	3384662	730667	2360357	592244	7181466	1739907
10.CUTLERY	--		783505		2028892		822276		2182270
11.GOLD	GM								
12.COPPER AND ARTICLES THEREOF	--		860121		1757291		1695661		4076889
13.MACHINERY & TRANSPORT EQUIPMENT (INCL.ENGINEERING ELECTRICAL GOODS)	--		1374045		4443838		1941028		6300982
(I) ELECTRIC FANS	NO	63597	139915	263185	569705	84648	170991	406333	792691
(II) TRANSPORT EQUIPMENT	--		84219		387509		84157		222379
(III) OTHER ELECTRICAL MACHINERY	--		337575		1065436		570799		2447875
(IV) MACHINERY SPECIALIZED	--		259657		880354		295744		710027
PARTICULARS INDUSTRIES									
(V) AUTO PARTS	--		142955		405999		211853		458991
(VI) OTHER MACHINERY	--		409723		1134836		607484		1669019
14.FOOTWEARS	PAIR	844518	619269	2582821	2694612	1216289	1019294	3556784	3581783
(I) LEATHER FOOTWEAR	PAIR	249760	436090	1414361	2165607	552722	842079	1887286	3179914
(II) CANVAS FOOTWEAR	PAIR			33285	9549	8400	3511	13310	5482
(III) OTHER FOOTWEAR	PAIR	594758	183179	1135175	519457	655167	173704	1656188	396388
15.LEATHER MANUFACTURES(EXCL. LEATHER FOOTWEARS)	--		4575611		14025759		5565676		15892331
(I) LEATHER GLOVES	DOZ	365974	1734228	1481760	5090920	614668	1901939	1575292	5106866
(II) APPAREL & CLOTHING	DOZ	66745	2736371	228680	8620768	85814	3563069	268406	10447553
(III) OTHER LEATHER MANUFACTURES	KG	73215	105013	229117	314072	77702	100668	219172	337912
16.HOUSE-HOLD EQUIPMENT	KG	337379	64789	919493	171400	418943	90750	1262079	255001
17.SPORTS GOODS	--		2603650		7643079		2853218		8677408
(I) FOOT BALLS COMPLETE	DOZ	234711	1191045	778536	4030672	253576	1271448	745792	4032463
(II) GLOVES (SPORTS)	DOZ	242325	1087949	601691	2721533	421330	1029974	1046120	3016520
(III) OTHER	--		324656		890874		551795		1628425
18.SURGICAL GOODS,MEDICAL INSTRUMENTS AND APPLIANCES	NO	20713847	2858289	60446780	8378364	23138940	3204670	60415380	8078431
19.ONYX MANUFACTURED	KG	159530	42330	627352	144418	232159	55935	659477	198626
20.HANDICRAFTS	--						2017		240485
21.TEXTILE PRODUCT & ARTICLE FOR TECHNICAL USE	KG	34477	15354	66351	34997	19732	15292	60118	39373
22.BOOKS AND PRINTED MATTERS	--		34935		120990		56526		148129
23.PIG IRON	MT							45	3620
24.PRECIOUS/SEMI-PRECIOUS STONE	GM	369125	22873	1496835	66306	1433437	82731	3757760	215706
25.JEWELLERY	--		75007		182630		71353		192276
26.ARTICLES OF PLASTIC	KG	1841185	603951	5819517	1802289	2089934	509353	7013997	1661720
27.FURNITURE	NO	39435	57670	85978	132440	18760	74998	61023	189856
28.PARTS OF FOOTWEAR	--		43278		45657		17563		56492
D.OTHERS	--		17161900		49095347		25357717		69786853

## 10.6 Imports by Selected Commodities in Dollars

(In Thousand Dollar)

GROUPS/COMMODITIES	UNIT	SEPTEMBER, 2015		CUML, FROM JUL, 2015		SEPTEMBER, 2014		CUML, FROM JUL., 2014	
		QUANTITY	VALUE	QUANTITY	VALUE	QUANTITY	VALUE	QUANTITY	VALUE
GRAND TOTAL			3461009		10610682		4542358		12473829
A. FOOD GROUP			314613		861020		353635		873431
1.MILK AND CREAM	KG	2932184	9746	12775586	39891	2480261	6989	13441212	35571
2.WHEAT UNMILLED	MT	--	--	--	--	230000	61845	274712	74850
3.PULSES	KG	82000792	49589	229996324	137112	55626945	32955	153127877	93557
4.DRY FRUITS	KG	12557473	12229	31452261	32538	16210795	8742	43927237	25486
5.SUGAR REFINED	MT	2591	1315	5409	2846	498	305	1723	1073
6.TEA	KG	13151588	39650	39536530	121355	15191120	32921	39240326	83477
7.SPICES	KG	12758759	10151	34730579	31877	10166741	8166	29525354	23900
8.MILK FOOD FOR BABIES,INFT.,INVLD	KG	835263	6962	2353486	18954	1108952	7910	2543902	19156
9.BEVERAGES	LTR	760820	357	3394294	1705	809638	944	2860754	2454
10.PALM OIL	KG	258249614	161373	674476818	437788	226052509	181926	565509097	481689
11.SOYABEAN OIL	KG	19350657	23240	28630908	36952	11317400	10934	33170799	32218
B. MACHINERY GROUP			778519		2332503		820783		2366602
1.POWER GENERATING MACH.	--		93303		315806		119605		278129
2.AGRICULTURE MACHINERY&IMPLEMENTS	--		5626		20541		9215		27030
3.CONSTRUCTION & MINING MACHINERY	--		37038		102051		15133		81673
4.TEXTILE MACHINERY	--		37011		109438		34631		113651
5.METAL WORKING MACHINERY	--		5606		15823		7903		19555
6.GEN INDUSTRIAL MACH & EQU/PARTS NS	--		120354		359944		129022		324309
7.OFFICE MACH.INCL.DATA PROS. EQUIP	.--		22422		65825		37580		138693
8.TELECOM & SOUND RECORDING EQUIP	--		119568		312790		115763		394983
9.ELECTRICAL MACHINERY & APPARATUS	--		91427		338533		101357		295563
10.ROAD MOTOR VEHICLES	--		153529		422577		122215		326367
11.RAILWAY VEHICLES	--		3662		18435		3594		58779
12.AIRCRAFTS,SHIPS AND BOATS	--		65492		172262		100084		211307
13.OTHER MACHINERY	--		23481		78477		24681		96564
C. PETROLEUM GROUP			751362		2474700		1415323		3934292
1.CRUDE PETROLEUM	MT	459500	245034	1375226	873251	747525	600648	1717338	1482131
2.PETROLEUM PRODUCTS	MT	791985	438287	2472073	1440325	1106875	811153	3310808	2445699
3.GAS NATURAL & MANUFACTURED	--		68041		161124		3523		6462
D. TEXTILE GROUP			122075		362074		128235		388701
1.SYNTHETIC AND REGENERATED FIBRE	KG	22594455	43427	78186544	151961	27271497	52733	84207838	155370
2.SYNTHETIC & ARTIFICIAL SILK YARN	KG	24464662	52920	62277867	143307	23101407	52114	77350864	170557
3.WORN CLOTHING	KG	33519085	9246	104457713	30497	37997705	10107	110374585	30953
4.ARTICLES OF APPAREL & CLOTHING	--		12548		25250		9986		22777
5.BAGS & SACKS OF TEX. MATERIALS	MT	916	1133	2318	2929	367	417	1379	1856
6.JUTE	MT	4285	2801	12985	8130	5202	2879	13347	7189
E. AGRICULTURE/OTH. CHEMICAL GROUP			580682		1784865		631326		1864458
1.ORGANIC CHEMICALS	--		123865		436366		171581		489462
2.INORGANIC CHEMICALS	--		41331		130435		40121		136132

Contd.



## 10.6 Imports by Selected Commodities in Dollars

(In Thousand Dollar)

GROUPS/COMMODITIES	UNIT	SEPTEMBER, 2015		CUML, FROM JUL, 2015		SEPTEMBER, 2014		CUML, FROM JUL., 2014	
		QUANTITY	VALUE	QUANTITY	VALUE	QUANTITY	VALUE	QUANTITY	VALUE
3.DYEING TANNING & COLOUR MATERIAL	KG	10855474	30667	33671986	96071	10298765	31478	32867714	105676
4.MEDICINAL PRODUCTS	KG	1274085	54457	3886894	175655	1788096	68556	5495949	208792
5.ESSENTIAL OIL, PERFUMES TOILT ETC	KG	10106658	25914	28226203	78772	8875472	24782	24021213	69880
6.FERTILIZER MANUFACTURED	MT	282305	116396	581481	258138	212714	97558	441007	202969
7.PLASTIC MATERIALS	KG	68886803	127687	235791553	423285	80514753	137556	264501174	467816
8.INSECTICIDES	KG	1598546	13074	5900544	47586	1562704	8516	5787524	31912
9.OTHER.CHEMICAL PRODUCTS	--		47291		138557		51176		151820
F. METAL GROUP			269591		853042		348246		873716
1.IRON ORES AND CONCENTRATES	MT	--	--	9500	1399	43541	7298	51102	8583
2.IRON AND STEEL SCRAP	MT	219730	68641	722370	229749	303532	102985	766343	264830
3.NON FERROUS BASE METAL WASTE & SCR	MT	9988	5173	33465	18937	12014	6345	36631	18944
4.IRON AND STEEL	MT	212090	138889	652613	444733	208992	169064	532218	425937
5.ALUMINIUM WROUGHT & WORKED	--		15333		41478		12112		32668
6.MANUFACTURES OF METAL NES	--		41554		116745		50443		122754
G. MISCELLANEOUS ITEMS			358722		1125329		564787		1395475
1.FEEDING STUFF FOR ANIMALS	KG	97700215	46434	302841533	151589	139858791	75929	337672613	182848
2.HIDES,SKINS AND FURSKINS RAW	KG	931747	2352	2285758	8095	1247574	5286	3689765	16154
3.OIL SEEDS & OLEAGINOUS FRUITS	KG	73772046	45131	177211782	125908	262752698	143385	544664027	304398
4.RUBBER CRUDE INCL.SYNTH/RECLAIMED	KG	5936147	11058	20971634	39171	12243713	13123	33128188	38088
5.WOOD & CORK	--		6053		22465		6721		22970
6.PULP AND WASTE PAPER	KG	14140793	7230	51956338	26602	25655017	12530	76176284	38198
7.FERTILIZER CRUDE	MT	22823	9236	50733	21112	6876	2971	8321	3548
8.CRUDE ANIMAL&VEGETABLE MATERIALS	KG	10294888	20176	25122193	49555	9722111	18313	23665672	42272
9.COAL, COKE & BRIQUETTES	MT	274890	27604	1232804	127397	624570	68457	1293410	145009
10.ANIMAL OILS AND FATS	KG	1561888	997	7268547	4477	3208633	2441	6665998	5661
11.ANIMAL/VEG, FAT OIL WAX ETC NES	KG	2009658	2446	4194783	5208	1409206	1755	3749397	4660
12.RUBBER TYRES & TUBES	NO	391927	25155	1323786	88116	472823	26265	1330345	80068
13.CORK/WOOD MFG.(EXCL FURNITURE)	KG	8040391	5347	25012536	17622	9428634	4978	24829390	14009
14.PAPER&PAPER BOARD & MANF. THEREOF	KG	35131052	36934	113564938	121251	49049397	46379	132859616	126525
15.CEMENT	MT	5327	1211	14372	3085	4212	1195	12069	3314
16.PREFABRICATED BUILDGS,SANITRY,PLG	--		9011		25469		11627		23305
17.FOOTWEAR	PAIR	2742570	13616	6061617	31161	2613884	12744	5549835	26661
18.PROFESSIONAL,SCIENTFIC & CONTROL	--		45362		132583		38411		109567
19.PHOTO EQPT, OPTICAL GOODS N.E.S.	--		6081		17955		5418		16234
20.PRINTED MATTERS	--		3139		10742		4861		54107
21.ARTICLES N.E.S. OF PLASTICS	KG	1630478	8520	5421638	27857	2684235	9231	8620328	29439
22.BABY CARRIAGES, TOYS GAMES ETC.	--		5325		16219		5452		17337
23.OFFICE STATIONERY SUPPLY N.E.S	--		2675		7337		2163		6779
24.JEWELLERY OFGOLD/SILVERSMITH WEAR	--		1321		3795		938		3205
25.MUSICAL INSTRUMENTS AND PARTS	--		12836		30999		33531		61783
26.ARTICLES & MFG. OF CAVING ETC.	--		751		2474		8187		15479
27.GOLD.NON-MENETART NOT ORE/CONCEN	GM	68817	2722	184210	7090	60000	2493	91220	3855
ALL OTHER ITEMS	--		285444		817148		280022		777154

## 10.7 Imports by Selected Commodities in Rupees

(In Thousand Rupees)

GROUPS/COMMODITIES	UNIT	SEPTEMBER, 2015		CUML, FROM JUL, 2015		SEPTEMBER, 2014		CUML, FROM JUL., 2014	
		QUANTITY	VALUE	QUANTITY	VALUE	QUANTITY	VALUE	QUANTITY	VALUE
GRAND TOTAL			360660593		1090265911		464876264		1254083888
A. FOOD GROUP			32784801		88552857		36191908		87885358
1.MILK AND CREAM	KG	2932184	1015652	12775586	4091271	2480261	715227	13441212	3550458
2.WHEAT UNMILLED	MT	--	--	--	--	230000	6329372	274712	7631085
3.PULSES	KG	82000792	5167493	229996324	14098477	55626945	3372652	153127877	9397882
4.DRY FRUITS	KG	12557473	1274373	31452261	3345215	16210795	894680	43927237	2556611
5.SUGAR REFINED	MT	2591	137057	5409	293214	498	31235	1723	107654
6.TEA	KG	13151588	4131832	39536530	12470341	15191120	3369211	39240326	8396134
7.SPICES	KG	12758759	1057845	34730579	3273977	10166741	835690	29525354	2397845
8.MILK FOOD FOR BABIES,INFT.,INVL	KG	835263	725463	2353486	1949556	1108952	809489	2543902	1927091
9.BEVERAGES	LTR	760820	37181	3394294	174727	809638	96571	2860754	246935
10.PALM OIL	KG	258249614	16816186	674476818	45037786	226052509	18618736	565509097	48432714
11.SOYABEAN OIL	KG	19350657	2421719	28630908	3818294	11317400	1119045	33170799	3240948
B. MACHINERY GROUP			81127015		239714767		84001002		237790192
1.POWER GENERATING MACH.	--		9722801		32435112		12240672		28005972
2.AGRICULTURE MACHINERY&IMPLEMENTS	--		586277		2107948		943113		2715377
3.CONSTRUCTION & MINING MACHINERY	--		3859588		10497948		1548779		8164834
4.TEXTILE MACHINERY	--		3856817		11247279		3544196		11393177
5.METAL WORKING MACHINERY	--		584180		1627219		808808		1965053
6.GEN INDUSTRIAL MACH & EQU/PARTSNS	--		12541733		36999004		13204446		32622330
7.OFFICE MACH.INCL.DATA PROS. EQUIP	--		2336567		6767236		3846051		13910473
8.TELECOM & SOUND RECORDING EQUIP	--		12459783		32185103		11847479		39614462
9.ELECTRICAL MACHINERY & APPARATUS	--		9527282		34716691		10373089		29686016
10.ROAD MOTOR VEHICLES	--		15998776		43455610		12507785		32830619
11.RAILWAY VEHICLES	--		381652		1892567		367843		5833975
12.AIRCRAFTS,SHIPS AND BOATS	--		6824666		17721817		10242839		21370148
13.OTHER MACHINERY	--		2446894		8061232		2525904		9677755
C. PETROLEUM GROUP			78296997		254183113		144847717		395660608
1.CRUDE PETROLEUM	MT	459500	25534221	1375226	89687973	747525	61471770	1717338	149369085
2.PETROLEUM PRODUCTS	MT	791985	45672472	2472073	147931323	1106875	83015387	3310808	245638833
3.GAS NATURAL & MANUFACTURED	--		7090304		16563817		360560		652690
D. TEXTILE GROUP			12721052		37208210		13123912		39015508
1.SYNTHETIC AND REGENERATED FIBRE	KG	22594455	4525390	78186544	15598455	27271497	5396779	84207838	15607372
2.SYNTHETIC & ARTIFICIAL SILK YARN	KG	24464662	5514594	62277867	14736783	23101407	5333490	77350864	17100294
3.WORN CLOTHING	KG	33519085	963507	104457713	3131684	37997705	1034353	110374585	3107296
4.ARTICLES OF APPAREL & CLOTHING	--		1307564		2604463		1021987		2293066
5.BAGS & SACKS OF TEX. MATERIALS	MT	916	118079	2318	301400	367	42627	1379	185536
6.JUTE	MT	4285	291919	12985	835424	5202	294676	13347	721945
E. AGRICULTURE/OTH. CHEMICAL GROUP			60510992		183351907		64611433		187263095
1.ORGANIC CHEMICALS	--		12907535		44781088		17560006		49162811
2.INORGANIC CHEMICALS	--		4306976		13394824		4106094		13655474
3.DYEING TANNING & COLOUR MATERIAL	KG	10855474	3195672	33671986	9868134	10298765	3221565	32867714	10598953

Contd.

## 10.7 Imports by Selected Commodities in Rupees

(In Thousand Rupees)

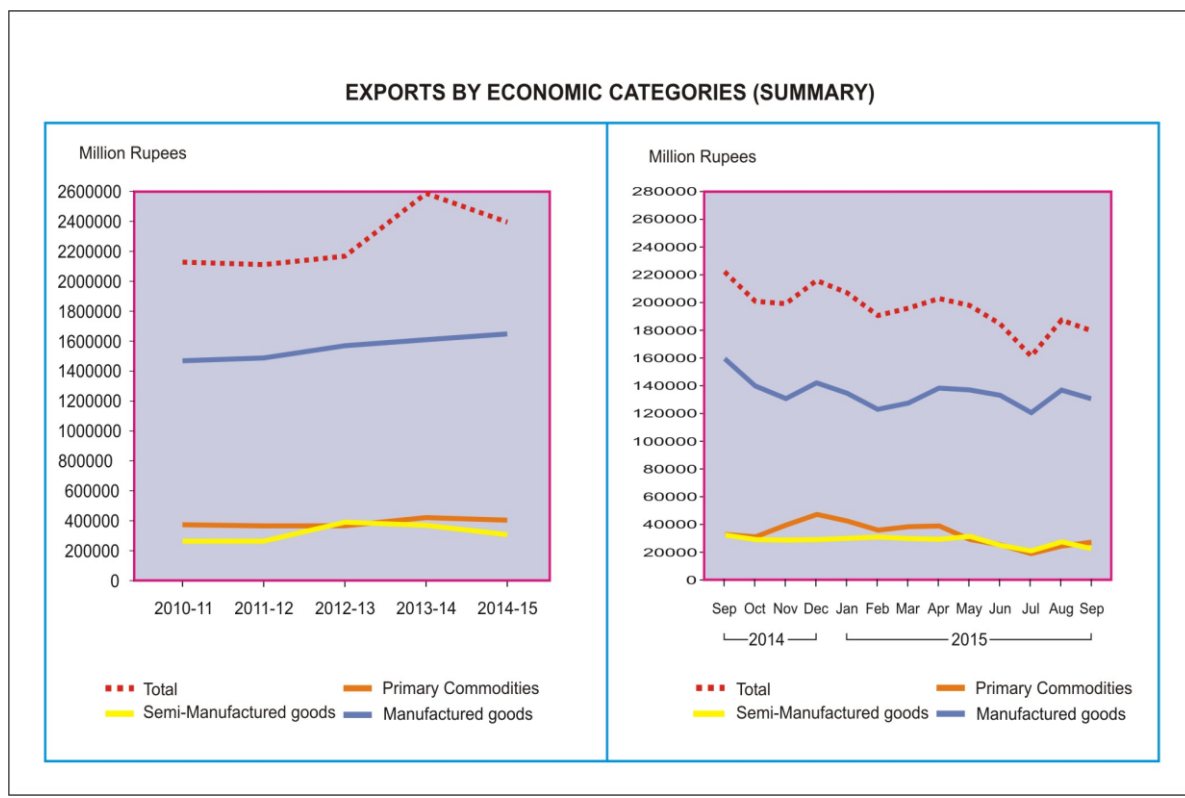
GROUPS/COMMODITIES	UNIT	SEPTEMBER, 2015		CUML, FROM JUL, 2015		SEPTEMBER, 2014		CUML, FROM JUL., 2014	
		QUANTITY	VALUE	QUANTITY	VALUE	QUANTITY	VALUE	QUANTITY	VALUE
4.MEDICINAL PRODUCTS	KG	1274085	5674764	3886894	18040546	1788096	7016220	5495949	20980019
5.ESSENTIAL OIL, PERFUMES TOILT ETC	KG	10106658	2700453	28226203	8093178	8875472	2536282	24021213	7021935
6.FERTILIZER MANUFACTURED	MT	282305	12129271	581481	26581373	212714	9984330	441007	20476395
7.PLASTIC MATERIALS	KG	68886803	13305828	235791553	43471593	80514753	14077812	264501174	46921713
8.INSECTICIDES	KG	1598546	1362414	5900544	4881934	1562704	871601	5787524	3198699
9.OTHER.CHEMICAL PRODUCTS	--		4928078		14239238		5237524		15247095
F. METAL GROUP			28093200		87649371		35640426		87900150
1.IRON ORES AND CONCENTRATES	MT	--	--	9500	142300	43541	746929	51102	875559
2.IRON AND STEEL SCRAP	MT	219730	7152903	722370	23592072	303532	10539784	766343	26636299
3.NON FERROUS BASE METAL WASTE & SRM	MT	9988	539105	33465	1942880	12014	649318	36631	1901660
4.IRON AND STEEL	MT	212090	14473218	652613	45706639	208992	17302387	532218	42851386
5.ALUMINIUM WROUGHT & WORKED	--		1597752		4265793		1239538		3282920
6.MANUFACTURES OF METAL NES	--		4330222		11999687		5162470		12352326
G. MISCELLANEOUS ITEMS			37381295		115603478		57801679		140513911
1.FEEDING STUFF FOR ANIMALS	KG	97700215	4838756	302841533	15564018	139858791	7770751	337672613	18394482
2.HIDES,SKINS AND FURSKINS RAW	KG	931747	245048	2285758	830767	1247574	540998	3689765	1622226
3.OIL SEEDS & OLEAGINOUS FRUITS	KG	73772046	4702931	177211782	12948764	262752698	14674429	544664027	30782628
4.RUBBER CRUDE INCL.SYNTH/RECLAIMED	KG	5936147	1152287	20971634	4021434	12243713	1343024	33128188	3827704
5.WOOD & CORK	--		630804		2305244		687889		2303968
6.PULP AND WASTE PAPER	KG	14140793	753466	51956338	2729310	25655017	1282369	76176284	3830454
7.FERTILIZER CRUDE	MT	22823	962448	50733	2175114	6876	304092	8321	361175
8.CRUDE ANIMAL&VEGETABLE MATERIALS	KG	10294888	2102468	25122193	5101017	9722111	1874158	23665672	4259315
9.COAL, COKE & BRIQUETTES	MT	274890	2876519	1232804	13062547	624570	7006108	1293410	14609551
10.ANIMAL OILS AND FATS	KG	1561888	103844	7268547	458711	3208633	249804	6665998	570265
11.ANIMAL/VEG, FAT OIL WAX ETC NES	KG	2009658	254937	4194783	536696	1409206	179620	3749397	468500
12.RUBBER TYRES & TUBES	NO	391927	2621369	1323786	9044851	472823	2688056	1330345	8043040
13.CORK/WOOD MFG.(EXCL FURNITURE)	KG	8040391	557147	25012536	1810046	9428634	509481	24829390	1407863
14.PAPER&PAPER BOARD & MANF. THEREOF	KG	35131052	3848757	113564938	12451433	49049397	4746576	132859616	12713813
15.CEMENT	MT	5327	126161	14372	317773	4212	122320	12069	333291
16.PREFABRICATED BUILDGS,SANITRY,PLG	--		939009		2618641		1189884		2351431
17.FOOTWEAR	PAIR	2742570	1418848	6061617	3211126	2613884	1304221	5549835	2685997
18.PROFESSIONAL,SCIENTFIC & CONTROL	--		4727057		13622950		3931095		11010462
19.PHOTO EQPT, OPTICAL GOODS N.E.S.	--		633667		1844985		554486		1627916
20.PRINTED MATTERS	--		327056		1103092		497471		5420970
21.ARTICLES N.E.S. OF PLASTICS	KG	1630478	887862	5421638	2860392	2684235	944731	8620328	2952661
22.BABY CARRIAGES, TOYS GAMES ETC.	--		554852		1666323		558007		1737464
23.OFFICE STATIONERY SUPPLY N.E.S	--		278792		754652		221337		680671
24.JEWELLERY OFGOLD/SILVERSMITH WEAR	--		137653		389946		96048		320855
25.MUSICAL INSTRUMENTS AND PARTS	--		1337630		3189943		3431693		6238480
26.ARTICLES & MFG. OF CAVING ETC.	--		78234		254098		837883		1567290
27.GOLD.NON-MENETART NOT ORE/CONCEN	GM	68817	283692	184210	729603	60000	255149	91220	391439
ALL OTHER ITEMS	--		29745241		84002208		28658186		78055066

## 10.8 Exports by Economic Categories (Summary)

(Million Rupees)

Year/Month	Total	Primary commodities	Semi-manufactured goods	Manufactured goods
2010-11	2,120,846.7	377,535.7	274,500.4	1,468,810.5
2011-12	2,110,605.5	362,404.4	261,151.3	1,486,369.7
2012-13	2,366,477.8	364,127.0	391,151.3	1,611,199.5
2013-14	2,583,463.2	420,496.3	369,066.1	1,793,900.8
2014-15	2,397,513.0	402,750.3	352,073.7	1,642,689.0
2014 Sep	222,613.8	32,069.5	31,648.4	158,895.9
Oct	200,455.8	31,489.4	29,556.4	139,410.0
Nov	199,310.3	39,304.5	29,094.2	130,911.6
Dec	216,620.3	44,901.3	29,297.3	142,421.7
2015 Jan	207,163.2	42,507.6	29,961.1	134,694.5
Feb	190,530.2	36,179.6	30,942.2	123,408.4
Mar	196,002.1	38,158.8	29,923.2	127,920.1
Apr	202,250.6	34,804.2	29,374.1	138,072.3
May	198,389.8	29,647.5	31,785.8	136,956.5
Jun	184,069.2	25,831.2	24,752.2	133,485.8
Jul	161,533.5	19,864.4	21,302.2	120,366.9
Aug	187,222.4	24,057.3	26,800.4	136,364.7
Sep	179,817.5	26,827.4	22,599.6	130,390.5

Note: Total may not tally due to rounding of figures.



## 10.9 Export by Economic Categories (Details)

(In Thousand Rupees)

COMMODITIES	SEPTEMBER, 2015	CUML. FROM JULY, 2015	SEPTEMBER, 2014	CUML. FROM JULY, 2014
GRAND TOTAL	179,817,458	528,573,386	222,613,794	602,721,555
A. PRIMARY COMMODITIES:	26,827,384	70,749,087	32,069,524	79,926,083
RAW COTTON (INCLUDING LINTER & WASTE)	3,538,848	6,066,593	3,462,438	5,737,348
RAW WOOL (INCLUDING ANIMAL HAIR)	63,260	225,464	74,156	276,402
FISH	3,127,485	6,342,483	3,854,783	7,793,709
RICE	12,951,301	34,657,074	13,595,954	36,426,297
HIDES & SKINS (INCLUDING FUR SKINS)	44,912	119,146	42,840	125,182
FRUITS & VEGETABLES	2,837,767	9,088,697	2,791,108	8,219,247
SPICES	591,455	1,530,090	477,371	1,188,369
TOBACCO UN-MANUFACTURED	80,560	171,614	157,803	378,581
OTHER PRIMARY COMMODITIES	3,591,795	12,547,927	7,613,071	19,780,947
B. SEMI-MANUFACTURES:	22,599,571	70,702,201	31,648,360	87,387,461
COTTON YARN	12,745,018	39,348,853	17,849,456	47,018,608
LEATHER	3,524,059	9,989,320	4,785,703	12,393,293
MOLASSES		162,044		358,260
OIL CAKES	84,896	212,348	12,657	519,420
AGAR, AGAR DUST & WOOD	2,336	2,336		
HENNA LEAVES & POWDER	25,226	58,760	53,438	2,846,214
OTHER SEMI MANUFACTURES	6,218,037	20,928,541	8,947,106	24,251,666
C. MANUFACTURED GOODS:	130,390,503	387,122,097	158,895,909	435,408,011
COTTON THREAD	333,575	367,806	21,126	398,450
COTTON FABRICS WOVEN	20,010,889	57,337,382	22,994,362	62,989,969
TEXTILE FABRICS (OTHER THAN COTTON FABS)	2,802,926	8,047,942	3,641,517	9,565,025
WOOLLEN CARPETS	724,818	2,214,649	856,633	2,477,625
TAPESTRIES			730	3,337
MANUFACTURE OF LEATHER	5,616,546	16,650,392	6,542,602	18,808,598
FOOTWEAR	619,269	2,694,612	1,019,294	3,581,783
SPORTS GOODS (EXCLUDING INDOOR GAMES)	1,313,039	4,483,926	1,432,442	4,555,234
TOBACCO MANUFACTURED	2,183	26,624	11,878	29,282
MEDICAL INSTRUMENT N.E.S.	161,367	467,168	399,662	758,940
FRUIT & VEGETABLE PREPARATIONS	437,992	1,909,166	686,636	1,799,458
FISH PREPARATIONS	254,621	372,081	11,015	139,970
CEREAL PREPARATIONS	319,550	997,301	530,600	1,385,014
GUAR PRODUCTS	214,735	730,667	592,244	1,739,907
FLOUR & MEAL OF OIL SEEDS	3,170	5,260	2,592	6,534
FISH MEAL & MEAT MEAL	607	42,644	263,300	290,743
PETROLEUM PRODUCTS	474,236	1,786,732	9,260,509	23,372,470
CHEMICAL & CHEMICAL PREPARATIONS	6,959,482	24,754,072	8,193,489	26,702,314
MACHINERY & TRANSPORT EQUIPMENT	1,377,223	4,457,871	1,947,240	6,321,595
ARTICLES OF APPAREL AND CLOTHING				
ACCESSORIES (INCLUDING HOSIERY)	37,187,816	116,749,158	38,928,620	111,168,463
OTHER MANUFACTURED GOODS	51,576,460	143,026,642	61,559,419	159,313,299

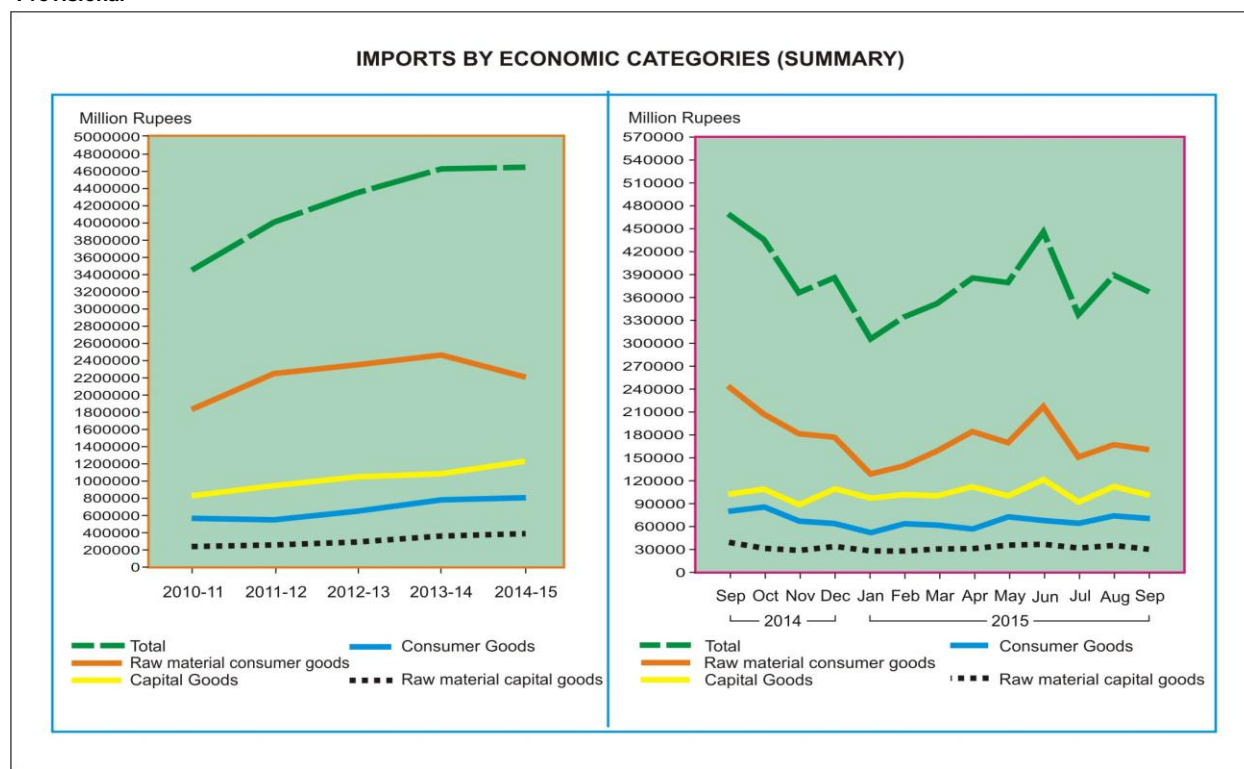
## 10.10 Imports by Economic Categories (Summary)

(Million rupees)

Year/Month	Total	Consumer goods	Raw material		Capital goods
			Consumer goods	Capital goods	
2010-11	3,455,285.6	560,512.2	1,826,243.4	239,525.0	829,005.0
2011-12	4,009,093.0	552,018.1	2,251,624.0	261,940.8	943,510.1
2012-13	4,349,879.5	652,553.3	2,353,818.1	293,733.6	1,049,774.5
2013-14	4,630,520.8	780,192.2	2,462,189.2	306,810.4	1,081,329.0
2014-15	4,644,151.6	807,979.7	2,214,663.6	388,166.9	1,233,341.4
2014 Sep	464,876.3	79,875.0	244,592.8	38,047.2	102,361.3
Oct	435,657.9	86,593.1	207,506.0	32,235.1	109,323.7
Nov	366,214.9	66,887.8	181,086.1	29,320.7	88,920.3
Dec	386,514.6	64,740.0	177,187.2	34,759.6	109,827.8
2015 Jan	306,222.9	51,715.6	128,819.2	28,296.1	97,392.0
Feb	334,335.3	63,702.9	140,026.1	28,070.5	102,535.8
Mar	352,412.9	62,348.7	159,074.3	30,471.8	100,518.1
Apr	385,075.9	56,900.1	184,175.3	31,386.6	112,613.9
May	379,073.8	72,550.3	170,345.5	35,781.9	100,396.1
Jun	444,559.6	68,607.5	217,018.5	37,253.7	121,679.9
Jul	340,518.8	64,216.7	150,777.4	32,847.5	92,677.2
Aug	389,086.5	74,078.9	167,630.7	35,079.2	112,297.7
Sep	360,660.6	69,872.8	159,614.0	30,093.8	101,080.0

Note: Total may not tally due to rounding of figures.

\* Provisional



## 10.11 Imports by Economic Categories (Detail)

(In Thousand Rupees)

ITEMS	SEPTEMBER, 2015	FROM JULY, 2015	SEPTEMBER, 2014	FROM JULY, 2014
GRAND TOTAL	360660593	1090265911	464876264***	1254083888
1. CONSUMER GOODS TOTAL	69872816	208168441	79875006*	213933658
10190 OTHER LIVE ANIMALS	36	36		6771
10511 FOWLS OF SPECIES WT UPTO 185G	110099	199704	126158	197145
10599 OTH LIVE POULTRY	422	264346	35913	175517
20130 MEAT OF BOV ANIM F/CH BON LESS	101	158		
20220 OTH CUTS WITH BONE IN,BOV FROZ	2154	3258	657	8344
20230 MEAT BOV ANIMAL FROZE BONELESS	6833	37242	4067	67175
20430 CARCASSES OF LAMB,FROZEN				12
20610 EDIBLE OFFAL OF BOV ANIMAL F/C	33496	78982	36714	75396
20622 LIVERS OF BOV ANIMALS FROZEN	2268	8985	5090	10359
20711 MEAT OF FOWLS OF SPE GOLL F/CH	885	885		
20713 CUTS&OFFAL OF FOWL FR/CHILL		4482		
20727 CUT & OFFAL OF TURKEY,FROZEN				686
20745 OTH DUCK MEAT FROZEN			1963	3918
21099 OTH EDI FLOUR/MEAL OF MEAT/OFL		1488		
30111 ORNAMENTAL FISH	3045	7764	2443	6168
30119 OTHER ORNAMENTAL FISH		168	202	202
30191 TROUT, LIVE			103	103
30199 OTHER LIVE FISH		397	214	572
30229 O.FLAT FISH,EX.LIVER&ROES.F/CH	85	157		65
30242 ANCHOVIES EX.LIVER/ROES FR/CHL		630		
30259 O.FISH BREG FAMILIES E.LIV F/C	51	276		
30319 O.SALMONIDAE FROZ,EX.LIVER&ROE				25
30339 OTH FLAT FISH,EXCL LIVERS FROZ	107958	236170	117905	217445
30363 COD FISH EXCL LVR/ROES FROZEN			11	33
30459 OTH FILLETS OF OTH FISH.FR/CHI		867		
30487 FROZEN FILLETS/MEAT OF TUNAS		65	60	221
30489 FROZEN FILLET/MEAT OF OTH FISH				15
30499 OT FISH FILET/MEAT FRE/CH/FROZ	406	4657	13849	46104
30510 FLOUR, MEALS & PELLETS OF FISH			175	175
30520 LIVERS&ROES,DRIED,SMOKED,SALT				10
30611 ROCK LOBSTER&SEA CRAWFISH FROZ	59	89	11	46
30614 CRABS FROZEN FIT FOR HUMAN CON				16
30616 COLD WATER SHRIMPS&PRAWNS FROZ		1229		414
30617 OTHER SHRIMPS & PRAWNS FROZEN	62	62		
30627 OTHER SHRIMPS&PRAWNS.NOT-FROZ	12	12		
30890 OTHER AQUATIC INVERTEBRATES				10
40110 MILK&CREAM OF A FAT UPTO 1%	26327	97725	37	71
40120 MILK & CREAM OF A FAT 1% TO 6%		1860	1011	1011
40150 MILK & CREAM.FAT-EXCEEDING-10%	135	848	802	1336
40210 MILK&CREAM IN POWDER FAT 1.5%	826185	3355887	514902	2922048
40221 MILK&CREAM IN POWDER>1.5% FAT	9852	41472	6659	41171
40229 OTH,MILK&CREAM IN POWDER>1.5%	11645	103738	62150	65707
40291 OTH MILK/CREAM NOT SOLID/SWEET		10039		8324
40299 OTH MILK/CREAM SOLID,SWEETEND	7612	41345	3432	49171
40310 YOGURT	1478	4698	889	2817
40390 BUTTER MILK,CURDLED MILK/CREAM	831	3523	62	112
40410 WHEY AND MODIFIED WHEY CON SUG	85171	315391	36355	341652
40490 OTH PRODUCT CONSIST NATUR MILK	44211	108528	87853	109096
40510 BUTTER	1187	7018	3162	17225
40590 OTH FATS&OIL DERIVED FR MILK	58	126	83	136
40610 FRESH CHEESE INCL WHEY,CURD	30757	94856	11221	42867

Contd.

## 10.11 Imports by Economic Categories (Detail)

(In Thousand Rupees)

I T E M S		SEPTEMBER, 2015	FROM JULY, 2015	SEPTEMBER, 2014	FROM JULY, 2014
40620	GRATED OR POWDER CHEESE	619	619	13	103
40630	PROCESSED CHEESE NOT GRATED	23344	75311	38199	107411
40690	OTHER CHEESE	211	1179		
40711	FERTILIZED EGGS FOR INCUBATION			410	776
40719	FERTILIZED EGGS OF OTHER BIRDS		31612		52798
40729	OTH FRESH EGGS OF OTHER BIRDS		111		
40790	OTH BIRD EGG IN SHELL FR/COCKED				25
40811	EGG YOLKS,DRIED	649	1358	973	2086
40891	OTH BIRDS,EGG,NOT IN SHELL DRY		10519		
40900	NATURAL HONEY	14478	27205	12651	27347
70190	POTATOES,FRESH OR CHILLED	2940	3898	1262549	5155417
70200	TOMATOES,FRESH OR CHILLED	2183199	3224422	1177267	1276637
70310	ONIONS AND SHALLOTS	1000091	1221895	552627	719376
70320	GARLIC	852830	2173681	788502	1674137
70390	LEEK,OTH ALLIACEOUS VEGETABLES	703	965		21486
70410	CAULIFLOWERS & HEADED BROCCOLI	63	312	131	722
70490	OTH;EDIBLE BRASSICAS,FRESH/CHI		15		7831
70511	CABBAGE LETTUCE(H-LETUC)SALAD	243	722	1056	2563
70519	OTHER; LETTUCE	2038	3332	39	272
70610	CARROTS AND TURNIPS	62	297	854	968
70690	OTH SALAD.BEETROOT,RADISH ETC	215	572	150	406
70700	CUCUMBERS&GHERKINS,FRESH/CHL	8093	17626	1104	1289
70810	PEAS FRESH OR CHILLED	37	149	2936	7005
70820	BEANS (SAME),FRESH OR CHILLED	25	25	87	230
70920	ASPARAGUS,FRESH OR CHILLED	63	166	80	171
70930	AUBERGINES FRESH OR CHILLED		125		1
70951	MUSHROOMS,FRESH OR CHILLED	278	807	208	651
70959	OTH MUSHROOMS&TRUFFL FRESH/CH		90		
70960	FRUIT OF GENUS CAPSICUM F/CHLL	414	1348	398	2561
70970	SPINACH NEWZEALAND SPINACH FRE			33	33
70999	OTH VEGETABLES FRESH/CHILLED	236	712	2530	6205
71010	POTATO, FROZEN.			1040	1040
71022	BEANS FROZEN		120		
71029	OTH LEGUMINOUS VEGETABLES FROZ				95
71040	SWEET CORN, FROZEN		389		445
71080	OTHER VEGETABLES,FROZEN				173
71090	MIXTURE OF VEGETABLES,FROZEN	310	721	153	413
71120	OLIVES PROVISIONALLY PRESERVED		1	23	23
71140	CUCUMBERS & GHERKINS PRESERVED			849	849
71159	OTH MUSHROOMS & TRUFFLES	37	67		34
71220	ONION; WHOLE DRIED,CUT	2730	15697	270	20027
71231	MUSHROOM GENUS AGARICUS DRIED	99	1034	79	1886
71239	OTH TRUFFLE DRYCUT WHOLE SLIC	509	10359	68	4816
71290	OTH VEGETABLE MIXTURE DRIED	11797	56520	10670	28971
71310	PEAS DRIED SHELLED	3628866	9226954	1049324	3061247
71320	CHICK PEAS DRIED SHELLED	219350	495639	195213	617439
71331	BEANS OF SPECIES VIGNA MUNGO	11378	68763	37871	39612
71333	KIDNEY BEANS,INCL WHITE BENAS	720653	1586133	830221	1726141
71339	OTHER BEANS	24909	38046	24057	41426
71340	LENTILES	115443	1506165	914337	2748912
71350	BROAD BEANS & HORSE BEAN		5128	6752	6752
71390	OTH DRIED LEGUMINOUS VEGETABLE	446894	1171649	314877	1156353
80111	DESICCATED, COCONUTS	127755	339782	70019	235964
80119	OTHER COCONUTS	30817	76696	29552	89946

Contd.



## 10.11 Imports by Economic Categories (Detail)

(In Thousand Rupees)

I T E M S		SEPTEMBER, 2015	FROM JULY, 2015	SEPTEMBER, 2014	FROM JULY, 2014
80132	CASHEW NUT SHELLED	44180	77075	29778	43170
80211	ALMOND IN SHELL	35557	103204	72432	195519
80212	ALMOND,SHELLED (GIRI).	176402	664707	19172	35690
80221	HAZEL NUTS,IN SHELL		5		
80231	WALNUTS IN SHELL(AKHROTE)		2911	232	232
80232	WAL NUTS SHELLED(AKHROTE)	333	617		
80242	CHESTNUTS SHELLED		762		
80251	PISTACHIO IN SHELL	20734	42476	1320	7753
80252	PISTACHIO SHELLED	1114	8086		
80280	ARECA(BETAL NUTS)	856743	2235078	735980	2106875
80290	OTHER EDIBLE NUTS		141	215	363
80310	PLANTAINS,FRESH OR DRIED		275		7660
80390	OTHER BANANS FRESH OR DRIED		85	654	73041
80410	DATES	7323	22995	398	12468
80420	FIGS	1712	2733		660
80430	PINEAPPLES	154	405	62	205
80450	GUAVAS,MANGOES,MANGOSTEN F/DRY		1753		1195
80510	ORANGES	2247	5419	2847	9554
80540	GRAPEFRUIT,INCLUDING POMELOS	346	527	373	810
80550	LEMONS AND LIMES		219		77
80590	OTH CITRUS FRUITS FRESH/DRIED.		466		
80610	GRAPES, FRESH	2520130	4238361	1521041	2330293
80620	GRAPES, DRIED	29217	54557	5333	6924
80711	WATERMELONS	25669	334041	7576	189122
80719	OTHER MELONS	59407	341976		1325
80810	APPLE, FRESH	43648	67992	5894	23661
80830	PEARS FRESH	6853	8765	2974	3626
80910	APRICOTS;FRESH(KHUBANI)		692927	2439	630740
80921	SOUR CHERRIES; FRESH				17
80940	PLUMS AND SLOES	104	267	251	251
81010	STRAWBERRIES,FRESH				
81050	KIWIFRUIT, FRESH	61	121	60	86
81090	OTHER FRESH FRUITS	114959	115910	63035	63812
81110	STRAWBERRIES,FROZEN			15	106
81120	RASBERRY,BL.BERRY MULBERRY FRZ	15	15	415	3699
81190	OTHER FRUITS AND NUTS,FROZEN	860	1642	13	13
81210	CHERRIES PROVISIONLY PRESERV		770		
81290	OTH FRUIT/NUTS PRESERVED PROVI	44	44	204	223
81310	APRICOTS DRIED	1974	10682	281	461
81320	PRUNES DRIED	6817	11265		63
81330	APPLES DRIED		1046		5190
81340	OTHER DRIED FRUITS	99440	129274	29284	72739
81350	MIXTURE OF NUTS,DRIED FRUITS	149	239		270
90121	COFFEE,ROAST,NOT DECAFFEINATED	88	2782		1288
90122	COFFEE ROASTED,DECAFFEINATED			74	96
90190	OTH COFFEE HUSKS/SKIN/COFE SUB	3746	15144	5469	10938
90210	GREEN TEA PACK < 3 KG	3335	7180	5116	5930
90220	OTHER GREEN TEA(NOT FERMENTED)	76665	225308	70641	208076
90230	BLACK TEA & PARTLY FERMENT TEA	1307	3160	57	933
90240	OTH BLACK TEA,OTH PARTLY F.TEA	4050525	12234693	3293398	8181195
90300	MATE		10		44
90411	PEPPER,NEITHER CRUSH NOR GROND	81536	667919	49470	381020
90421	FRUIT OF GENUS CAPSICUM DRIED		71525	77827	173008
90422	FRUIT OF GENUS CRUCHED/GROUND	2456	5450	6870	15114

Contd.

## 10.11 Imports by Economic Categories (Detail)

(In Thousand Rupees)

I T E M S		SEPTEMBER, 2015	FROM JULY, 2015	SEPTEMBER, 2014	FROM JULY, 2014
90611	CINNAMON NOT CRUSHED OR GROUND	3084	6360	3484	4669
90619	OTHER CINNAMON	28179	159446	67612	177018
90620	CINNAMON & TREE FLOWER, CRUSHED	81	81		
90710	CLOVES NEITHER CRUSHED/GROUND	26719	58760	22242	38827
90811	NUTMEG NEITHER CRUSHED/GROUND	7049	21478	17199	29454
90812	NUTMEG CRUSHED & GROUND				151
90821	MACE NEITHER CRUSHED/GROUND	9608	21797	4227	20458
90831	CARDAMOMS NITHER CRUSHED/GRO	61739	175687	73885	139013
90832	CARDAMOMS CRUSHED & GROUND	531	531		
90921	SEEDS-CORIANDER NITHER CRU/GRO	66392	187353	29971	79951
90922	SEEDS-CORIANDER CRUSHED/GROUND			2262	3960
90931	SEEDS OF CUMIN (WHITE ZEERA)	29841	121207	31037	143652
90932	SEEDS CUMIN.CRUSH/GRO(W.ZEERA)		249		806
90961	CARAWAY, ANISE, FENL, JUNI.N-CR/G	5778	17924	12313	40318
91011	GINGER NEITHE CRUSHED/GROUND	716981	1701513	433960	1125859
91012	GINGER. CRUSHED OR GROUND		706	487	1427
91030	TURMERIC (CURCUMA)		4884	1851	20739
91091	MIXTU OF PROD H-09.04 TO 09.10	15180	46151	151	151
91099	OTHER SPICES	2691	4956	843	2250
100119	DURUM WHEAT			6329372	7631085
100290	OTHER RYE			333	333
100390	OTHER BARLEY	11729	74045		41
100490	OTHER OATS	129470	585830	1625	88712
100510	SEED, MAIZE	18216	276263	171839	1125066
100590	OTHER MAIZE (CORN)	8991	38307	3783	5737
100610	RICE IN HUSK (PADDY OR ROUGH)	118	18411		4084
100630	SEMI/WHOLLY MILLED RICE/POLIS	1908	6020	20608	27104
100640	BROKEN RICE	306	1501	1645	2337
100710	SEED GRAIN SORGHUM(JAWAR)				1839
100790	OTHER GRAIN SORGHUM(JAWAR)	2575	13463	737	2318
100821	MILLET (BAJRA)	2968	41777		1851
100829	OTHER MILLET (BAJRA)	42136	219636	3230	17041
100830	CANARY SEED	2711	7693		2655
100890	OTHER CEREALS			1263	1263
110100	WHEAT OR MESLIN FLOUR	1540	3717	146245	185673
110220	MAIZE (CORN) FLOUR	1319	1827		50
110290	OTHER CEREAL FLOUR	20	20	50	577
110311	GROATS AND MEAL OF WHEAT				1029
110313	GROATS&MEAL OF MAIZE (CORN)	4203	7645	2297	4529
110319	GROATS AND MEAL OF OTH CEREAL	64	64		
110412	ROLLED OR FLAKED, OATS.	543	546		135
110419	ROLLED/FLAKED GRAIN/OTH CEREAL				43
110422	OTHER WORKED GRAIN OF OATS	2590	8522	5408	12889
110423	OTH WORK GRAIN OF MAIZE (CORN)		1326		29
110429	OTH WORK GRAIN OF OTH CEREALS				1128
110510	FLOUR, MEAL&POWDER OF POTATOES	19275	78094	34645	111081
110520	FLAKE, GRANULE/PELLETS POTATOES		2115	3528	4886
110620	FLOUR, MEAL POWDER OF SAGO/ROOT				34
110630	FLOUR, MEAL POWDER PRD CHAPT-8	430	430		
121120	GINSENG ROOTS	294	632	646	984
121229	OTHER SEAWEDS& OTHER ALGAE	1853	1853	100408	100408
121299	OTHER FRUIT STONE& KERNELS/VEG				212
121300	CEREAL STRAW & HUSKS, IN PELLET	41933	130660	102894	282905
121410	LUCERNE (ALFALFA) MEAL&PELLETS				3910

Contd.

## 10.11 Imports by Economic Categories (Detail)

(In Thousand Rupees)

ITEMS	SEPTEMBER, 2015	FROM JULY, 2015	SEPTEMBER, 2014	FROM JULY, 2014
121490 OTH SWEDES,MANGOLDS,FODDER,HEY				82
130120 GUM ARABIC		40450	1639	4217
160210 HOMOGENISED PREP MEAT/EDB MEAT				120
160231 OTH PREP/PRESV MEAT OF TURKEY			259	259
160232 OTH PREP/PRESV MEAT OF FOWLS	44299	113389	34796	109839
160239 OTH PREP/PRESV,MEAT OTH POLTRY	7180	21952	298	12365
160250 OTH PREP/PRES MEAT BOVIN ANIML	3943	10473	6218	12390
160290 OTH PREP MEA OFL,BLOOD ANIMAL			75	75
160300 EXTRACT/JUICE OF MEAT,FISH ETC	17	811		
160411 SALMON,FISH,WHOLE/PIE NOT MICE	16	35		36
160413 SARDINE,BRISL/SPRAT W/P N-MINC	46	52		27
160414 TUNAS,SKIPJACK,BONITO,WHOLE/PC	95	417		227
160419 OTH FISH,WHOLE/PIECE NOT MINCE	1316	3894	2200	4535
160420 OTH FISH PREPARED PRESERVED		1346		1015
160510 CRAB,PREPARED OR PRESERVED.			85	227
160529 OTH SHRIMPS&PRAWN PREPARED/PRE		130		
160540 OTH CRUSTACEANS,PREP/PRESERVED		150		
170112 BEET SUGAR RAW NOT CONT FLAVOR		1257		76
170114 OTH CANE SUGAR RAW.N-CON FL/CO		21		
170191 O.CANE/BEET SUGAR CON.FLAV/COL	269	825		
170199 OTH CANE/BEET SUGAR PURE SUC	136788	292403	31235	107654
170211 LACTOSE & LACTOSE SYRUP WT 99%	24528	169151	144162	324210
170219 OTH,LACTOSE AND LACTOSE SYRUP	7	7		9369
170230 GLUS SYP,DRY STAT FRVCT <20%	58547	202157	67651	192225
170240 GLUCOSE/GLUCOSE SYRUP<20% FRUC	3	3		682
170250 CHEMICALLY PURE FRUCTOSE	20	242	614	614
170260 OTH FRUCTOS SYP,50% WT OF FRAC				141
170290 OTH SUGAR INCL INVERT SUGAR	91506	186748	15808	172972
170410 CHEWING GUM,WH/NOT SUGA COATED	6611	23157	13270	38017
170490 OTH SUGAR CONFECT NOT CON COCA	58533	186961	60396	171951
180310 COCOA PASTE,NOT DEFATTED/LICOR	11163	40389	73422	150551
180400 COCOA,BUTTER,FAT AND OIL	98644	147940	92507	261476
180500 COCOA POWDER,NOT CON ADDED SUG	105723	252245	110129	250303
180610 COCOA POWDER,CON ADDED SUGAR	1451	3375		53
180620 OTH PREPA WT2KG,PAS,BLOCK SLAB	96181	143336	35114	258566
180631 OTH FOOD PREP COCOA BARS FILD	27033	76835	26942	56208
180632 OTH FOOD PREP COC BAR NOT FILD	545	2877		4194
180690 OTH,FOOD PREP CONT COCOA LIQUD	10986	38106	18109	57412
190110 FOOD PREP FOR INFANT USE	725463	1949556	809489	1927091
190120 MIXES&DOUGHS FOR PREP BAKER	7463	28923	2317	15548
190190 OTH FOOD PREP OF FLOUR,MEAL	222139	672471	135684	505344
190211 UNCOOK PASTA,NUT STUFD CON EGG	33	65	27	142
190219 OTHER,UNCOOKED PASTA.	3818	10843	2035	7577
190220 STUFFED PASTA,WHETH/NOT COOKED	2	906	30	30
190230 OTHER PASTA	5377	10099	1534	8332
190240 COUSCOUS WHETER OR NOT PREPARE	61	72	54	54
190300 TAPIOCA&SUBSTI PRE FRM STARCH	2186	11972	4964	25196
190410 PREP FOOD,SWLL/ROAS OF CEREALS	38058	86306	22399	41602
190420 PREP FOOD UNROAST CEREAL FLAKE		106	6152	9098
190430 BULGUR WHEAT	7	7		
190490 OTH PREP FOOD OBTAIN BY CEREAL	12968	59340	1602	40831
190510 CRISPBREAD AND BUNS	10	10		80
190531 SWEET BISCUITS	12278	27019	10205	16591
190532 WAFFELS AND WAFERS	15731	29788	11821	25623

Contd.

## 10.11 Imports by Economic Categories (Detail)

(In Thousand Rupees)

ITEMS	SEPTEMBER, 2015	FROM JULY, 2015	SEPTEMBER, 2014	FROM JULY, 2014
190540 RUSK,TOASTED BREAD & PRODUCTS	3253	7971	220	4214
190590 OTHER BAKERY PRODUCTS	44410	93979	16898	78966
200110 CUCUMBER,GHERKINS PREP/PRESERV	65	65	107	130
200190 OTH VEG FRUIT,NUT,PRES VIN/ACE	2381	2983	1212	4648
200210 TOMATOES,WHOLE/PIECE,PREP/PRSV	70	116	882	975
200290 OTH,TOMATO/PRE/PRS O/TH VINGER	51859	120446	45801	92245
200310 MUSHROOM,PREP/PRSV O/TH VINHER	7438	15853	5917	12839
200390 OTH MUSHROOM&TRUFFLE PREPARED	49	227	835	1180
200410 POTATO,PREP/PRSV,O/TH VINGERS	67936	170100	28803	92212
200490 OTH VEG MIX/VEG PREP O/TH VING	950	2655	14023	30661
200510 HOMOGENIZED VEGETABLES		1044	38	311
200520 POTATO PREP O/TH VING NOT FROZ	2347	5730	1666	5082
200540 PEAS PREP O/TH VINGER NOT FROZ	89	1142	834	1766
200551 BEAN SHELDED PREP O/TH VING N/FZ	33	33	68	787
200559 OTH BEAN PREP O/TH VING NOT FZ	333	3469	4419	4886
200560 ASPARAGUS,PREP O/TH VING N-FZ	123	256		
200570 OLIVES PREP O/TH VING NOT FROZ	11639	25260	7270	26963
200580 SWEET CORN,PREP/PRESV NOT FROZ	3323	8137	1869	9816
200591 OTH VEGETABLES& MIXTURE OF VEG	43	149		118
200599 OTH VEGE PREPARED OR PRESERVED	2535	8407	2483	6681
200600 VEG,FRUIT,NUTS,PEEL PRE BY SUG	1203	3249	95	751
200710 HOMOGENENISED PREPARATIONS	35	245	16	172
200799 OTH JAM,FRUIT,JELLY,MARMALADE	924	11573	5930	12957
200811 GROUND NUTS,PREP/PRESERVED	93	5010	220	287
200819 OTH NUTS/SEED INCL MIXTURES	1495	34780	2162	7982
200820 PINEAPPLES,PREPARED/PRESERVED	21904	98639	26232	136959
200830 CITRUS FRUIT,PREPARE/PRESERVED	7011	24241		23431
200840 PEARS,PREPARED OR PRESERVED	31	62	553	2560
200850 APRICOTS,PREPARED OR PRESERVED	31	47		
200860 CHERRIES,PREPARED OR PRESERVED	2044	4186	1304	6160
200870 PEACHES,PRPARED OR PRESERVED	9415	11488	32582	45180
200880 STRAWBERRIES,PREPARE/PRESERVED	1005	1063		1896
200897 MIXTURES OF FRUITS,NUTS&PLANTS	17950	96547	29728	122182
200899 OTH FRUITS,NUT/EDIBLE PLANTS	3766	8031	559	6624
200911 ORANGE JUICE,FROZEN		3667	513	4248
200912 ORANGE JUICE,NOT FROZEN		310		
200919 OTHER ORANG JUICE	19697	68387	41243	224544
200921 GRAPEFRUIT JUICE,BRIX VAL=20				2
200929 OTHER GRAPE FRUIT,JUICE		22	42	67
200939 OTH JUICE OF ANY CITRUS FRUIT		3107		2525
200949 OTHER PINEAPPLE JUICE	21360	47033	5781	31451
200961 GRAPE JUICE INCL GRAPE MUST				448
200969 OTHER GRAPE JUICE	5661	58220	14986	170997
200971 APPLE JUICE ,BRIX VAL=20				1513
200979 OTHER APPLE JUICE	3329	13453	59896	101880
200989 OTHER JUICE OF FRUIT/VEGETABLE	20319	79072	6104	41142
200990 MIXTURES OF JUICES	3108	13762	3688	16198
210111 EXTRACT,ESSENCE/CONC COFEE/PRE	69343	123375	95035	105688
210112 PREP WITH A BASIS OF EXTRA/COF	1303	1571		402
210120 EXTACT,ESSENCE ETC OF TEA MATE	2297	4370		6860
210210 ACTIVE YEASTS	17291	114831	36292	117167
210220 INACTIVE YEASTS,OTH SINGL CELL	475	4706		5
210230 PREPARED BAKING POWDERS	643	6951	2520	8179
210310 SOYA SAUCE	23317	47773	20396	55891

Contd.

## 10.11 Imports by Economic Categories (Detail)

(In Thousand Rupees)

ITEMS	SEPTEMBER, 2015	FROM JULY, 2015	SEPTEMBER, 2014	FROM JULY, 2014
210320 TOMATO KETCHUP/OTH TOMATOSAUCE	7598	29421	8654	15770
210330 MUSTARD FLOUR/MEAL/PREP MUSTAR	510	3642	774	2025
210390 OTH SAUCES PREP/MIX SEASONING	30965	73901	7653	47782
210410 SOUPS/BROTHS & PREP THEREOF	25	90	53	663
210420 HOMOGENISE COMPOSITE FOOD PREP		199		18
210500 ICE CREAM,OTH EDIBLE ICE	2205	6217	1075	7941
210610 PROTEIN CONCENTRATE/TEXT PROTN	232	11371	4726	9306
210690 OTH FLAVOURING POWDER/CONCT	299610	1029744	374787	1148290
220110 MINERAL WATERS/AERATED WATERS	464	4907	901	5819
220190 OTH,NATURAL/ARTIFICIAL WATERS	929	2952	333	1769
220210 WATER,MINERAL/AERATED WATER	23834	113149	77634	183882
220290 OTH WATER/OTH NON ALCOLIC BEVG	10530	50115	8087	37686
220300 BEER MADE FROM MALT	210	640	1308	4366
220410 SPARKLING WINE	1064	2472	2755	3146
220421 OTH WINE OF FRESH GRAPES<2LT				163
220429 OTH WINE OF FRESH GRAPES>2LT		145		
220820 SPIRIT OBT BY DISTIL GRAPEWINE			1358	2849
220830 WHISKIES	79	184	3068	5139
220840 RUM&OTH SPIRITS DISTILL SUGAR				46
220850 GIN AND GENEVA			210	352
220860 VODKA	71	146	625	1098
220870 LIQUEURS AND CORDIALS		17	116	244
220890 OTH SPIRIT/SPIRITOUS BEVERAGES		1	175	376
220900 VINEGAR&SUBSTITUTE,ACTIC ACID	528	3651	1127	4722
230110 FLOURS,MEALS,PELLETS,OF MEAT				7
230120 FLOURS,MEALS,PELLETS,OF FISH	7046	50900	10569	22647
230230 BRAN SHARP & RESIDUES OF WHEAT		468		
230240 BRAN SHARP RESIDUE OF OTH CERL				854
230250 BRAN SHARP RESIDUE LEGUM PLANT	2677	4276		
230330 BREWING/DISTILLING DREGS/WASTE		30398	1655	26114
230400 OIL-CAKE/OTH S/RESID SOYABEAN	4295214	13380310	7216420	15996488
230620 OIL CAKE/OTH RESIDUE,LINSEEDS			1252	1252
230630 OIL CAKE/OTH SUNFLOWER SEEDS			4245	4245
230641 OIL CAKE/OTH RESID COLZA SEEDS				133065
230649 OIL CAKE/OTH RESID RAPE SEEDS				54645
230650 OIL CAKE/OTH RESIDUES,COCONUT		16		721
230660 OIL CAKE/OTH RESIDUE,PALM NUTS	63190	662866	65979	476579
230910 DOG/CAT FOOD,PUTUP RETAILSAL	10075	25463	13928	32259
230990 OTH,PREP USED IN ANIMAL FOOD	418621	1278660	353809	1358708
240110 TOBACCO,NOT STEMMED/STRIPPED		13		
240210 CIGAR,CHEROOTS CONTAIN TOBACCO	55	367		
240220 CIGARETTES CONTAINING TOBACCO	30692	84905	69292	93098
240290 CIGAR,CHEROOTS/TOBACCO SUBST			206	435
240391 HOMOGENISE/RECONSTITUTE TOBACO				3153
240399 OTH MANUFACTURED TOBACCO/EXTR	850	7306	355	1613
271012 LIGHT OILS AND PREPARATIONS	17044531	57327163	20570311	61866767
271019 KEROSENE,INCL KER.TY. JET FUEL	182552	1515794	923562	2962894
293500 SULPHONAMIDES	152587	508943	158706	525078
293621 VITAMIN A ITS DERIVATIVE UNMIX	19533	73729	14755	45986
293622 VITAMIN B1/ITS DERIV UNMIXED	9528	52395	7434	37523
293623 VITAMIN B2/ITS DERIV UNMIXED	15443	57924	21068	50092
293624 D-,DL-PANTOTHENIC ACID(VITB3B5	21265	69301	34758	80564
293625 VITAMIN B6/ITS DERIV UNMIXED	22309	85277	14640	63415
293626 VITAMIN B12/ITS DERIV UNMIXED	52304	129632	26349	94646

Contd.

## 10.11 Imports by Economic Categories (Detail)

(In Thousand Rupees)

ITEMS	SEPTEMBER, 2015	FROM JULY, 2015	SEPTEMBER, 2014	FROM JULY, 2014
293627 VITAMIN C/ITS DERIVATIVE UNMIX	27642	106340	45827	99159
293628 VITAMIN D/ITS DERIVATIVE UNMIX	71424	152931	93794	168761
293629 OTH VITAMIN/ITS DERIV UNMIXED	111779	274429	35853	122546
293690 OTH INTER-MIXTURE PROVITAMINS	39054	97116	24508	36576
293712 INSULINE AND ITS SALTS	17431	34413		55346
293719 OTHER POLYPEPTIDE HARMONES	4456	21187	16224	23981
293721 CORTISONE/HYDRO/PREDNISONE ETC	39782	111194	28176	85722
293722 HALOGENATE DERIV ADERNAL HORMN	99242	258461	113678	213523
293723 OESTROGENS AND PROGESTOGENS	114777	309983	118330	338116
293729 OTH,STEROIDAL HARMONES,DERIVAT	23874	71390	19401	93022
293750 PROSTAGLANDINS,THROMBOXANES&DR	22394	38407	8241	17161
293790 OTH HORMONES/ITS DERIVATIVES	11464	106496	25632	102593
293810 RUTOSIDE(RUTIN)/ITS DERIVATIVE			1422	1422
293890 OTHER, GLYCOSIDES	20231	116419	9343	41874
293911 CONCENTRATES OF POPPY STRAW	2596	7968	3094	93898
293919 OTH ALKALOIDS OF OPIUM/DERVATI	18313	43631	5086	50646
293920 ALKALOID CINCHONA/DRV SALT		2250	5707	7036
293930 CAFFEINE AND ITS SALTS	16091	108725	33142	84872
293949 OTHER,EPHEDRINE AND ITS SALTS	16909	50290		50157
293959 OTH THEOPHYLLINE/AMINOPHLLINE	31263	61141	18464	67689
293969 OTH ALKALOID OF RYE ERGOT/SALT	673	1054	2991	30908
294000 SUGARD O/T SUCROSE/LACTOSE ETC	39495	124217	44809	166598
294110 PENCILLINE/DERV/ACID/SALT ETC	29434	51284	30991	61359
294120 STREPTROMYCIN/DERIV/SALT THROF	9740	34252	17256	36531
294130 TETRACYCLINE/DERIV/SALT THROF	61394	182682	50912	173139
294140 CHLORAMPHENICAL/DERIV/SALT	11342	49960	10546	28829
294150 ERYTHROMYCIN/DERIV/SALT THROF	157752	474302	128290	465312
294200 OTHER ORGANIC COMPOUNDS.	5319	53971	6311	24538
300190 OTH GLAND ORGAN,EXTRACT,HAPRIN	579	761	21	36
300210 ANTISERA/OTH BLOOD FRAC MODIFY	11295	19025	20399	36898
300220 VACCINES FOR HUMAN MEDICINE	885408	4089102	1023897	2511453
300230 VACCINE VETERINARY MEDICINE	167961	711798	267369	888618
300290 OTH HUMAN/ANIMAL BLOOD,THERAPC	21839	97346	124988	224731
300310 MEDICAMENT PENCILLIN DERV/ACID				27816
300320 MEDICAMENT OTH ANTIBIOTICS	2409	54479	17380	19773
300331 MEDICAMENTS CONTAINING INSULIN		1937		
300339 OTH,MEDICEMENT HARMONE ANTIBTC	51462	186817	98296	209809
300390 OTH MEDICEMENT NES-NOT-R-SALE	68973	233936	126379	216134
300410 MEDICAMENT,PENCILLIN DERV/ACID	547	19474	43118	109033
300420 MEDICAMENT OTH ANTIBIOTICS	86126	487856	275991	752456
300431 MEDICAMENT INSULIN NOT ANTIBTC	207799	591963	319513	905769
300432 MEDICIMENT ADERN CORTC HARMONE	20196	52899	20596	29619
300439 OTH MEDICIMENTHARMONE NOT ANT	141483	324284	182624	388520
300440 MEDICAMENT ALKALOID DERV ANTI	515	4941	55544	121879
300450 OTH MEDICAMENT VITAMIN/OTH PRO	3494	43059	41344	186173
300490 OTH MEDICAMENT THERAPEUTIC USE	2183762	5741583	2477422	8976791
300510 SURGICAL TAP IN JAMBO ROLLS	28787	110603	46983	114159
300590 OTH WADDING,GAUZE,BANDAGE ARTI	4923	21430	6590	26842
300610 STERILE SURGICAL CATGUT, ETC	188202	382191	213560	435958
300620 BLOOD-GROUPING REAGENTS		580	316	932
300630 OPACIFY X-RAY EXAM DIAGNOSTIC		1478	716	3725
300640 DENTAL CEMENT/DENTAL FILLING	8991	35808	7975	34182
300650 FIRST AID BOXES AND KITS.	39	185	220	420
300660 CHEMICAL CONTRACEPTIVE HORMONE	150	9130	177499	238448

Contd.

## 10.11 Imports by Economic Categories (Detail)

(In Thousand Rupees)

ITEMS	SEPTEMBER, 2015	FROM JULY, 2015	SEPTEMBER, 2014	FROM JULY, 2014
300670 GEL PREP HUMAN/VETERINARY USE	385	3947	1322	20832
300691 APPL IDENTIFIABLE, OSTOMY USE	808	11708		7577
321519 PRINTING INK EXCL. BLACK	177691	529177	123380	345277
321590 OTH WRITING/DRAWING/OTH INK	26573	75194	24301	64300
330112 ESSENTIAL OIL OF ORANGE	884	35339	27558	32106
330113 ESSENTIAL OIL OF LEMON	2673	3215	4412	11076
330119 OTH ESSENTIAL OIL/CITRUS FRUIT	17135	133422	21087	59738
330124 ESSENTIAL OIL OF PEPRAMINT	58	1419	53	2825
330125 ESSENTIAL OIL OF OTHER MINTS		4140	3659	6952
330129 OTH ESSENTIAL OIL O/T CIT FRUT	4716	15547	3324	12646
330130 RESINOIDS	611	682		270
330190 OTH,CONCENTRATE ESSENT OIL NS	2748	22467	15543	24210
330210 MIXTURE ODORIFEROUS SUBS&MIXT	210022	691687	195620	589401
330290 OTH,MIXTURE,ODORIFEROUS SUBST	369998	1128520	358515	1023559
330300 PERFUMES AND TOILET WATERS	125573	204563	37207	156216
330410 LIP MAKE-UP PREPARATIONS	20911	48548	19544	49194
330420 EYE MAKE-UP PREPARATIONS	16682	44860	16026	47863
330430 MANICURE/PEDICURE PREPARATIONS	9159	21202	6083	17618
330491 POWDER WHETHER/NOT COMPRESSED	42295	128421	38083	97745
330499 OTH,BEAUTY/MAKE-UP PREPARATION	124557	367875	136728	309444
330510 SHAMPOOS	395845	1080823	337572	809247
330520 PREP PERMANENT WAVING/STRAIGHT	7255	22969	6040	17554
330530 HAIR LACQUERS			190	366
330590 OTH PREP USE ON HAIR	84177	215516	54283	196560
330610 DENTIFRICES	27667	87035	27623	61344
330620 YARN,CLEAN TEETH(DENTAL FLOSS)		217	43	484
330690 OTH,PREP ORAL/DENTAL HYGIENE	2078	4897	6729	7460
330710 PRE/AFTER SHAVE PREPARATION	27519	83282	15304	82101
330720 PERSONEL DEDORANT&ANTIP RSPRNT	40050	150426	46704	140262
330730 PERFUMED BATH SALT/OTH PREP	3039	5476	216	1720
330741 AGARBATTI/OTH ODORIFEROUS PREP	4	251	173	632
330749 OTH PREP PERFUMING ROOM/RELIGS	20691	67335	15568	59934
330790 OTH,DEPILATORY/PERFUM ETCPREP	5381	11482	4397	9968
340111 SOAP&ORGANIC SURFAC-ACTIV PROD	232052	658536	172466	509835
340119 OTH,SOAP ORG-SURFAC-ACT PROD	9880	33536	27170	66904
340120 SOAP IN OTHER FORMS	55306	184985	60265	221017
340130 ORGANIC SURFACE ACTIVE PRODUCT	20397	87035	38256	79532
340211 ORGANIC SURFACE-ACTIVE AGENT	304697	895637	319998	772354
340212 ORGANIC SURFACE ACTIVE CATIONC	7878	25730	9554	25074
340213 ORG SURFACE ACTIVE NON-IONIC	312709	1028254	227924	845169
340219 OTH ORG SURFACE ACTIVE AGENT	22693	58136	58828	98616
340220 ORG SURF PREP PUTUP FOR R-SALE	12605	41608	33833	134647
340490 OTH, ART/PREP WAXES	72265	252284	126282	346475
340510 PO/CREAM FOR FOOTWEAR/LEATHER	13737	34963	14481	46868
340520 POL/CREAM/PREP, WOOD FURNITURE	2008	5117	4266	11068
340530 POL/CREAM/PREP,COACHWORK/METAL	3129	5565	913	6074
340540 SCOURING/PASTE/POWDER/OTH PREP	153	222	163	453
340590 OTH POL/CREAM/PREP,F-WEAR/LETH	14417	28664	15819	36767
350190 OTH CASEINATE DERIV CASEN GLUE	35	918	121	13553
350211 EGG ALBUMIN DRIED		1556	10446	10446
360300 SAFETY FUSES DETONATING FUSES	10921	69487	343	9440
360500 MATCHES O/T PYROTECHNIC	16390	46972		
360610 LIQUID/LIQUEFIE GAS FUEL	423	2645		
391740 FITING FOR TUBE ETC OF PLASTIC	46809	117672	31829	95838

Contd.

## 10.11 Imports by Economic Categories (Detail)

(In Thousand Rupees)

ITEMS	SEPTEMBER, 2015	FROM JULY, 2015	SEPTEMBER, 2014	FROM JULY, 2014
391810 FLOOR COVERING OF POLYMERS V-C	10338	64949	20874	99140
392190 OTH PLATE,SHEET ETC OF PLASTIC	111889	397584	136100	398364
392210 BATH,SHOWER WASH BASIN OF PLAS	3039	15071	3647	12777
392220 LAVATORY SEAT/COVER OF PLASTIC	1989	5674	790	4232
392290 OTH FLASH/SIM SANITARY PLASTIC	3527	12873	5357	17454
392310 BOXES,CASES,CRATES PLASTIC	56023	151878	59865	203320
392321 SACK&BAG OF POLYMER OF ETHYL	100979	282665	82578	188056
392329 SACKS & BAG OF OTHER PLASTICS	11444	59393	52036	173026
392330 CARBOYS,BOTTLES,FLASKS ETC	35251	122908	54714	174503
392340 SPOOLS,COPEFS,BOBINS ETC PLASTC	12406	53868	15927	67806
392350 STOPPERS,LIDS,CAPS ETC OF PLAS	135872	328611	100232	361347
392390 OTH ARTICLES FOR CONVEYANCE NS	14487	69146	24634	78481
392410 TABLEWARE KITCHENWARE OF PLAST	22723	75615	23430	64701
392490 OTH,HOUSEHOLD/TOILET ARTICLES	38198	72395	18188	58452
392510 RESERVOIRS,TANKS,VATS>300 LTRS	206	6037	440	777
392520 DOOR,WINDOWS FRAME&H-HOLD PLAS	712	3770	1691	7683
392530 SHUTTERS,BLINDS&PARTS OF PLAST	238	743	1098	2803
392590 OTH,BUILDER-WARE OF PLASTIC,NS	100683	443979	46006	162173
392610 OFFICE/SCHOOL SUPPLY PLASTIC	16171	40202	8184	21511
392620 ARTICLE OF APPAR CLOTHING PLAS	7323	24012	10488	41881
392630 FITTING FOR FURNITUR/COACH PLA	397	1171	972	2870
392640 ORANMENTAL ARTICLES OF PLASTIC	42891	120981	33906	131666
400942 TUBE,PIPERUB WITH OTH.METL.FIT	10917	14221	2243	18264
401011 CONVEYOR BELTS WITH METALS		817		4682
401012 CONVEYOR BELTS WITH TEX-METACS	51192	123365	91083	157556
401019 OTH CONVEYON BELT OR BELTING	32861	80801	29095	90118
401031 TRANSMISSION BELTS 60-180 CM	28518	80864	28670	62457
401032 TRANSMISSION OTH BELT 60-180 CM	35337	84398	28613	80671
401033 TRANSMISSION BELT 180-240 CM	1736	3248	321	6631
401034 TRANSMISSION BELT OTH 180-240CM	1212	2679	197	1785
401035 TRANSMISSION SYN.BELT 60-150CM	1127	3005	362	3086
401036 TRANSMISSION SYN.BELT 150-198CM		265	113	331
401390 OTHER INNER TUBES,OF RUBBER	8290	21513	13571	27590
401410 SHEATH CONTRACEPTIVES	19705	248506	158718	398405
401490 OTH HYG/PHARMACEUTICAL ARTL	2064	7694	12539	14827
401511 GLOVES,RUBBER,SURGICAL	24030	104106	37376	110517
401519 OTHER GLOVES,RUBBER	13799	45255	24788	51168
401590 OTH ARTI APPRL/CLOTH ALL PURPS	2884	7895	6380	37198
401610 ARTICLES OF UNHARD CEL VUL RUB	10472	38525	6776	39472
401691 FLOOR COVERING & MATS, RUBBER	1236	4339	10949	15173
401692 ERASERS, RUBBER	13938	55760	17329	59665
401693 GASKETS,WASHERS,SEALS,OF RUBB	106214	376649	173100	397796
401694 BOAT/DOCK FENDERS,OF RUBBERS				572
401695 OTH INFLATABLE ARTICLE OF RUBB	2323	12889	694	9042
401699 OTH ARTICAL UNHARD VUL RUBBER	131733	452592	161421	443316
420100 SADDLERY&HARNESS FOR ANIMALS	18	313	123	297
420211 TRUNKS,SUITCASE,VANITY-CASES	863	7768	912	9184
420212 TRUNK,SUITCA,SATC ETC PLAS/TEX	77140	245018	89079	236474
420219 OTH TRUNK,SUITCASE,VANITY-CASE	1693	10167	762	4797
420221 HANDBAG,COMP/PATENT LEATHER	37058	135299	46668	175042
420222 HANDBAGS,PLASTIC/TAXT MATERIAL	6199	26656	14974	40033
420229 OTH HANDBAGS,WITHOUT HANDLES	31353	123647	24712	70635
420231 ARTI.CARIED.IN POCKET. LEA/COM	3703	12808	1356	6723
420232 ARTIC CARRIED IN POCK TAXT MATE	352	4902	1036	2640

Contd.



## 10.11 Imports by Economic Categories (Detail)

(In Thousand Rupees)

ITEMS	SEPTEMBER, 2015	FROM JULY, 2015	SEPTEMBER, 2014	FROM JULY, 2014
420239 OTH,ARTI CARRIED IN HAND/POCKET	9269	28769	4538	10356
420291 OTH CONTAINER O/S OF LEA/COMPS	192	1892		1219
420292 OTH CONTAINER O/S PLAS/TEXTILE	2133	4188	397	5605
420299 OTH CASES VULCANISED FIB/PBOA	3247	6548	3051	5679
420310 ARTICLES OF APPAREL	10649	10649	8187	20396
420321 GLOVES,MITTENS & MITTS SPORTS	435	471	728	1557
420329 OTH LEATHER GLOVES	193	1743	2754	6750
420330 BELTS AND BANDOLIERS	21047	70687	23558	69860
420500 OTH ART LEA/COMP LEA TECHNICAL	424	2533	1034	2729
430310 ARTI APPAR CLOTH ACCE FURSKIN				289
430390 OTHER, ARTICLES OF FURSKINS			1904	2451
430400 ARTICLE OF FUR&ARTICLE THEREOF	673	2838	1410	7006
440131 WOOD PELLETS				1192
440139 SAW DUST & WOOD WASTE & SCRAP	2130	3689	1798	3912
440210 WOOD CHARCOAL OF BAMBOO NOT AG	747	1492	737	1453
441300 DENSIFIED WOOD,BLOCK,PLATE,ETC	1210	5668	1398	9542
441890 OTH BUILDERS JOINERY/CARP WOOD	37456	145209	28554	97085
441900 TABLEWARE&KITCHENWARE OF WOOD	4095	10253	3360	10233
442010 STATUETTES/OTH ORNAMENT WOOD	33	189	80	303
442090 OTH WOOD MARQUETRY&INLAID WOOD	7890	23817	6616	22599
442110 CLOTHES HANGERS OF WOOD	1907	4569	751	3934
450490 OTH, ARTICLES AGLOMERATED CORK		27		6
460121 MATS,MATTING&SCREEN OF BAMBOO		2546	593	1099
460129 OTH MATS,MATTING&SCREN VEG MAT				1
460199 OTH PLATING MATERIAL N.E.S	339	776	457	1757
460211 BASKETWORK&OTH ARTICL OF BAMBO		1185		1477
460212 BASKETWORK&OTH ARTIC OF RATTAN		238		
460219 BASKETWORK&OTH ART OF VEG MATE	165	473	268	699
481310 CIGRETTE PAPER IN BOOKLET/TUBE	22	22		48
481490 OTHER WALLPAPER & COVERINGS.	86	120	32	926
481690 OTHER COYING PAPER, C/T SIZE.	381	1508	6	2626
481710 ENVELOPES	713	3984	1410	4134
481720 LETTER CARDS, PLAIN POSTCARDS	923	1012	6	35
481730 BOXES,POUCHES,PAPER STATIONERY	11365	11977	553	3133
481810 TOILET PAPER	13716	43038	967	12182
481820 HANDKERCHIEFS,TISSUES&TOWELS	8359	26099	9058	24319
481830 TABLE CLOTHS & SERVIETTES	1288	4330	8	2539
481850 ARTICLES OF APPAREL&CLOTHING		139	210	596
481890 OTH ARTI LINEN,P&P GARMET/ASSE	5258	16618	3399	10036
481910 CARTON,BOXE&CASES CORRU PAPE	23462	100646	98311	180190
481920 FOLD/CARTO/BOXE&CASE,NON-CURRU	9423	31675	13023	38852
481930 SACKS&BAGS WITH BASE 40CM/MORE	2161	2199	104	8469
481940 OTH SACKS&BAGS,INCLUDING CONES	1116	12366	971	18282
481950 OTH PACKING CONTAINERS/RE-SLEE	211	3244	655	16103
481960 BOX FILES,LETTER TRAYS,BOX,OFF	6466	13757	4270	17378
482010 REGISTERS,LETTER PADS,DIARIES	8219	24530	6594	18502
482020 EXERCISE BOOKS	414	685	244	1204
482030 BINDERS,FOLDERS&FILE COVERS	8008	13028	1477	5303
482040 MANIFOLD BUSINESS FORMS/CARBON		345	59	126
482050 ALBUMS FOR SAMPLES/COLLECTIONS	1044	1934	173	570
482090 OTH BOOK COVER,BLOTING PAD,NES	32694	87524	2221	7167
482110 P&P.BOARD LABLES PRINTED ALL=K	19597	56458	63432	147321
482190 OTH,P&P/BOARD LABLES NOT PRINT	56062	133663	127198	377676
482210 BOBBINS, SPOOLS, CAPS , PULP.	4058	6844	1373	2131

Contd.

## 10.11 Imports by Economic Categories (Detail)

(In Thousand Rupees)

ITEMS	SEPTEMBER, 2015	FROM JULY, 2015	SEPTEMBER, 2014	FROM JULY, 2014
482290 OTHER,BOBINS,SPOOL,CAPS ETC.PA	4321	20940	9255	19466
482320 FILTER PAPER AND PAPERBOARD	16074	36729	12645	43350
482340 ROLLS,SHEETS AND DIALS,PRINTED	358	2122	16	1599
482369 OTH TRAY,DISH,PLATE,CUP,P&BORD	10316	29341	7241	28183
482370 MOULDED/PRESSED ARTICL P-PULP	1043	2084	1467	2069
482390 OTH,ARTICLES OF PAPER PULP,CEL	19352	53445	27990	78858
490110 PRINTED BOOKS IN SINGLE SHEETS	2235	9613	2827	9942
490191 DICTIONARIES AND ENCYCLOPAEDIA	1905	4272	2740	17335
490199 OTHER,PRINTED BOOKS/BROCHURES	152331	497465	220793	532437
490210 NEWSPAPERS,JOURNAL 4-TIME/WEEK		8	1476	2493
490290 OTHER NEWSPAPER,JOURNALS PERIO	4891	13194	4557	14786
490300 CHILDREN DRAWING/COLOUR BOOKS	1758	3481	127	1857
490400 MUSIC, PRINTED IN MANUSCRIPT.				
490510 GLOBES		36	155	484
490591 OTH PRNTD MATER BOOK FORM/ATLS			14	14
490599 OTH MAPS AND HYDROGRAPHIC/W-PA	102	338	17	609
490600 PLANS/DRAWINGS FOR ARCHITECTS	5139	52720	25846	85321
490700 BANKNOTE,CHEQUE,STAMP,BOND ETC	35460	175522	943	4087142
490810 TRANSFERS ,VITRIFIABLE.	433	767	962	2165
490890 OTH,TRANSFERS(DECALCOMANIAS)	4574	11241	7391	12984
490900 PRINTED/ILLUSTRATED POSTCARDS	2534	12319	3283	12301
491000 CALENDAR OF ANY KIND PRINTED.	54	146	451	492
491110 TRADE ADVERTISING MATERIAL.	15368	37609	9128	34486
491191 PICTURES,DESIGNS&PHOTOGRAPHS	688	1485	642	1762
500710 FABRICS OF NOIL SILK			1142	1625
500720 OTH FAB CON>80% WT OF SILK	67045	534134	48630	208287
511111 WOVEN FABRICS CARDED WOOL,85%	37037	42437	27781	64345
511119 OTH WOVEN FABRICS CARDED WOOL	17274	17717		1842
511130 OTH MIXED MAINLY/SOLELY M-MADE	58	58	152	152
511190 OTH WOVEN FAB CARDED WOL/HAIR	11320	46387	5822	19246
511211 WOVEN FAB.COMBED WOOL 85%/HAIR	2275	10261	34603	49219
511219 OTH WOVEN FAB COMBED WOOL 85%>	3974	31667	15802	33401
511220 OTH WOVEN FAB.COM.WOLL MIX.MMF		40		179
511230 OTH WOV.FAB.COM.WOOL MIX.M/MSF	8252	14105	40844	47995
511290 OTH WOV.FAB.CARDE WOOL/FA-HAIR	373	1064	900	1251
520790 OTHER,COTTON YARN PUT UP SALE	1144	1446	242	3921
520811 WOV FAB COT<100G/SQM UNBLEA				146
520812 WOV FAB COT WT>100G/SQM UNBLEA		5634	54	18286
520819 OTHER WOVEN COTTON FAB UN-BLH	29071	89370	33	6600
520823 WOV FAB COT 3/4 THRD TWIL BLEC				345
520829 OTH WOVEN FAB OF COTTON BLEACH	1778	2094		1534
520831 WOV FAB COT WT 100G/SQM DYED	3231	3231		106
520832 WOV FAB COT WT>100G/SQM DYED	3183	4332	10020	53262
520839 OTH COTON WOV FAB<2000/SQM DYE	675	904	350	6552
520841 WOV FAB COT WT 100G/SQM COLOUR	659	659	890	5054
520842 COTON WOV FAB WT>100G/SQM COLO	37256	74307	35554	81309
520843 COTTON WOV FAB 3/4 THREAD TWIL		249		814
520849 OTH WOV FAB WT 200G/SQM	4956	4956		2440
520851 COTON WOV FAB 100G/SQM PRINTED	41392	144998	43969	164753
520852 COTON WOV FAB>100G/SQM PRINTED	23396	64385	8153	12372
520859 OTH COT WOV FAB 200G/SQM PRINT	68	3230		9141
520911 WOV FAB COT WT>200G/SQM UNBLAC		922		
520919 OTH COT WOV FAB>200G/SQM UNBLE				1106
520921 COTTON WOV FAB BLEACH>200G/SQM	29381	45431		24142

Contd.

## 10.11 Imports by Economic Categories (Detail)

(In Thousand Rupees)

ITEMS	SEPTEMBER, 2015	FROM JULY, 2015	SEPTEMBER, 2014	FROM JULY, 2014
520929 OTH COT WOV FAB BLE W>200G/SQM	1673	10235	38	508
520931 COTTON WOV FAB DYED>200G/SQM			866	1291
520932 COTTON WOV FAB DYED 3-4 THREAD		329		585
520939 OTH COT WOV FAB DYED>200G/SQM	2531	13349	223	32991
520941 COT WOV FAB>200G/SQM 85% COT			107	107
520942 COTTON WOV FAB DENIM>200G/SQM	25103	113461	11146	120938
520943 WOV FAB 3-4-THREAD TWILL>200G			54	54
520949 OTH WOV FAB CONT 85% COT/YARN	1350	3201		1669
520951 COTTON WOV FAB PRINTED>200GSQM			12	12
520959 OTH WOV FAB PRINTED>200G/SQM	6477	6768	1974	23834
521011 COT W-FAB MIX MMF W200G/SQMUNB		212		
521019 OTH W-FAB COT MIX MF200GSQM UB	117	117	178	381
521029 OTH W-FAB COT 85%,MMF 200G-BL			13	43
521031 COT WOV FAB MX-MMF200G/SQM DYE	1107	1107	226	226
521032 W-FAB3/4THR MX-MMW 200G/MW DYE			452	452
521039 OTH W-FAD COTMX MF W200G/SQM DY	134	134	155	4693
521041 W-FAB COT MX-MMF 200G/SQM	7972	8601		949
521049 OTH W-FAB COT MX-MMF W200G/SQM		1745		
521051 W-FAB COT MIX,MF W200G/SQM PRI			3036	3036
521059 OTH W-FAB COT,MMF W 200G PRINT	14579	30771		16995
521112 COT FAB 3-4THREAD MIX>200G UNB		31		
521119 OTH W-FABCOT,MF W>200G/SQM UNB	7134	12043	24517	41292
521132 WOV FAB 3-4THREAD MIX>200GDYED				1275
521139 OTH W-FAB COT,MMF W>200G DYED		2421	228	9460
521142 W-FAB COT DENM,MX MFW>200G/SQM	5275	15753	23625	40266
521149 OTH W-FB COT CLO YRN MMF>200G	1279	1789		2804
521159 OTH W-FAB COT,MF,W>200G/SQM PR		1420	464	1518
521211 OTH COT W-FAB UN-BL W 200G/SQM				
521212 OTH COT W-FAB BLECH W 200G/SQM		240		
521213 OTH COT W-FAB DYED W 200G/SQM		738		
521222 OTH COT WOV FAB BLEAC>200G/SQM			834	1023
521223 OTH COT WOV FAB DYED>200G/SQM		5610	505	672
530919 OTH WOV FAB OF FLAX 85%OR MORE		502		
540600 M-MADE FILAMENT YARN RETAIL-SL		40	3	3
540710 WOV FAB HI-TENACI YRN NYLON PO	7159	17620	13060	48141
540720 WOV FAB OBTAIN FROM STRIP,LIKE	14417	54918	11968	54192
540741 FAB 85% OR MORE NYLON FILMENT	164	4156	628	7092
540742 OTH FAB 85% OR MORE DYED	153740	401142	99897	327665
540743 OTH W.FAB NYL FLAMT WT>85% DYE	134	134	1611	20087
540744 OTH W.FAB FILA DIF COL NYL>85%	15613	21290	3572	7157
540751 OTH W.FAB TEXTURED POLY U-BLEA	204865	755911	136444	327895
540752 OTH W.FAB TEXTUR POLY DYED 85%	999999	1931698	438451	1292567
540753 OTH W.FAB DIF COL TEXTUR POLYS	2214	2828	1696	5146
540754 OTH FAB TEXT POLY FIL PRINTED	23509	84168	8429	66885
540761 OTH FAB,NON-TEXT POLY FILAMENT	89213	201206	91132	232278
540769 OTH FAB POLY FIL TEXTILE MAT	7494	45639	14000	56848
540771 OTH WOV FAB SYNTH FIL BL/UN-BL	5340	6101	4061	4061
540772 OTH WOV FAB SYNTH FIL DYED 85%	12825	13225		887
540773 OTH W.FAB DIF COL SYN FILA PRI		2193		1497
540774 OTH WOV FAB SYNTH FIL PRINTED	9881	15108		
540782 OTH WOV FAB MIXED COTTON DYED	2813	6258	1923	29369
540783 OTH FAB SYN TEXMAT COLOR DYED	8188	8188		
540784 OTH FAB SYN TEX SQM MATERUAK	5993	15580	10210	30075
540791 OTH WOV FAB SYN F/L BL/UN-BL				113

Contd.

## 10.11 Imports by Economic Categories (Detail)

(In Thousand Rupees)

ITEMS	SEPTEMBER, 2015	FROM JULY, 2015	SEPTEMBER, 2014	FROM JULY, 2014	
540792		513	647	2502	3359
540793					317
540794		10214	25426	11256	51748
540810				5405	19531
540821		2646	3035	2867	5039
540822		309	488	2946	2946
540823			2975	1698	1698
551130		6	6		
551211				14479	14479
551219		15656	17980	6220	35011
551229		616	1434	964	1835
551291				441	441
551299		155	543		231
551311				934	934
551321				1128	12082
551323				156	156
551329			26		1558
551331		1844	5495	1110	7398
551339				219	517
551341			67	230	1062
551349		169	169		251
551419			1188		
551422			33		293
551423					846
551429			20		
551430				421	567
551441			358	2513	2564
551443		19	19		634
551449		104	104	6661	9715
551511		30843	47368	8827	23108
551512		5245	5245		
551513		28994	65463	8924	25826
551519		5966	5966	1096	4595
551521					1369
551522				2885	3906
551529		6695	12669	11633	54950
551599			56		
551611		10516	14771	9457	10576
551612		797854	1713381	555046	1225061
551614		102771	235774	427765	1211766
551621				614	12906
551623				793	6291
551624		118	138		
551632		13123	26329	623	623
551642					
551644		532	2094		
551692			117	2781	4083
560130		9049	20128	11173	19043
560210		2820	15434	10543	44460
560221		79	82		839
560229			2		52
560500		322533	776514	115104	461474
560900		255	1489	350	1043
570110		52165	143814	44374	76053

Contd.

## 10.11 Imports by Economic Categories (Detail)

(In Thousand Rupees)

I T E M S		SEPTEMBER, 2015	FROM JULY, 2015	SEPTEMBER, 2014	FROM JULY, 2014
570190	CARPETS,KNOT OF OTH TEX MATERL	45	109	1228	1336
570210	KECEM,SCHUMACKS,KARAMAE.ETC.	453	2934	826	2565
570232	CARPET F/COV.P/LONS NOT TEXMAT	362	814		439
570239	CARPETS ECT.AOT.MADE O/TEX MAT	23	86		141
570241	CARPET ETC.P/CONS.WOOL WOV.M/M		16	35026	38230
570242	CARPETS OTH.P/CONS.M/M/TEXT.	42947	100001	19133	70589
570249	CARPETS ETC.MADE OTH.TEX MATEL			62	62
570292	CARPET ETC. MAN/M TEX MATERIAL	2	98		
570299	OTH CARPETS ETC.MADE O/TEX/MAT		6		392
570310	CARPET ETC WOOL/FINE ANIM HAIR			54	54
570320	CARPETS/TUFTED OF NYLON/POLYA	7424	35067	7893	43375
570330	CARPETS ETC.TUFT MAN/M TEX MAT	26149	96298	30663	109666
570390	CARPET/TUFT CARS/VEH O-TEX MAT	61	207	34	342
570410	TILES, < 0.3 SQM AREA.				188
570490	OTH CARPETS ETC.FELT N/TUFTED	50805	155876	21116	110211
570500	OTH CARPETS&OTH FLOOR COVERING	697	738	253	980
580122	CUT CORDUROY, OF COTTON		11895		5080
580123	OTH WEFT PILE FAB.OF COTTON.		27		
580126	CHENILLE FABRICS, OF COTTON		2036	1693	7529
580127	WARP PILE FABRICS OF COTTON		3404		
580131	UNCUT WEFT PILE FAB.M-MADE FIB	1382	3645		
580132	CUT CORDUROY, MAN-MADE FIBRES.	1707	1707	265	265
580133	OTH WEFT PILE FAB.M/MADE FIBRE				54
580136	CHENILLE FAB. MAN-MADE FIBRES.	8686	8863	4329	5769
580190	OTH PILE&CHENILLE FAB.TEX.MAT	67625	111237	38113	70417
580219	OTH TERRY TOWEL/FABRICS,OF COT	332	678	649	2880
580220	TERRY TOWEL/FABRICS, TEX.MAT	106	171		840
580410	TULLES AND OTHER NET FABRICS		591	1911	3872
580421	LACE MACHINE MADE,M-MADE FIBRE	353	7291	5039	9811
580429	OTH,LACE MACHINE MADE,OTH MAT.	24227	72234	14844	51383
580430	LACE HAND MADE	100	2008	336	9155
580610	WOV.PILE FAB.& CHENILLE FABRIC	128	128	59	1573
580620	OTH WOV. FAB. ELASTOMERIC YARN	10709	35574	41394	109405
580631	OTH NARROW WOV FAB, OF COTTON.		104	620	812
580632	OTH NARROW WOV FAB,M/MADE FIB.	26085	92817	52771	186108
580639	OTH,NARROW WOV.FAB,TEX.MAT	3179	8138	30010	89285
580640	OTH FABRICS,WARP W/OUT WEFTASM	392	620		
580710	LABEL,BADGES ETC.TEXTMAT,N/EMB	68030	219287	89761	299488
580790	OTH,LABELS,BADGES&ART.TEX/MAT	41372	114518	111100	354933
580810	BRAIDS IN THE PIECE		711		
580890	OTH,ORNAMENTAL TRIM,TASSEL ETC	6886	14259	3760	15701
580900	WOV FAB.OF METAL TAREAD/YARN.	182	285	16	71
581010	EMBROIDERY W/OUT VISIBLE GROND				65
581091	OTHER EMBROIDERY,OF COTTON	163	163	468	816
581092	OTH EMBROIDERY,M-MADE FIBRES	142	142		261
590190	OTH TRACING CLOTH,BUCKRAM ETC.	29706	106857	26646	128966
590210	TYRE CORD FAB HIT.YARN NYLPLMD	131868	385015	81430	301129
590220	TYRE CORD FAB H/T YARN POLYSTR	20714	47991	9815	70463
590390	OTH,TEX FAB IMP,LAM, PLASTIC.	161060	391543	70817	184937
590410	LINOLEUM	16	16		
590800	TEX WICKS,WOVEN,LAMP,LIGHTERS	3	16	293	293
590900	TEX HOUSE PIPING/TEX TUBING.	7814	29433	6939	25979
591190	OTH, TEX PRODUCTS/ ARTICLES,	32781	93164	22693	78061
600110	LONG PILE, FABRICS		1365	158	18422

Contd.

## 10.11 Imports by Economic Categories (Detail)

(In Thousand Rupees)

ITEMS	SEPTEMBER, 2015	FROM JULY, 2015	SEPTEMBER, 2014	FROM JULY, 2014
600121			185	262
600122		49	3588	22501
600129		8	5345	13873
600192	904827	2313957	540474	1021187
600199	2342	14439	10615	23095
600240		10290		
600290	14	32904	1593	7053
600320		134		
600330				3382
600390			184	184
600410	6102	11399	379	14443
600490	10667	26709	1895	16625
600522			713	846
600531	16286	64144	1640	1829
600532	111859	368609	66510	184472
600533	71	71	1415	4295
600534	4928	24709	668	2145
600542	1041	4682		
600590	24014	43359	772	17970
600610	78	78		94
600622	239	239		
600623	382	382		10582
600624	210	210	122	226
600631	3545	3969	1758	1758
600632	166670	426591	75880	269236
600633		687	3535	3629
600634		974		16029
600642				97
600643		319		
600644		1103	39	39
600690	8023	57251	9022	24900
610120	661	684		1383
610130	1954	1954		
610190	3214	8684	1721	11376
610210	424	2145	283	283
610220		18		
610230	73	73		94
610290	3749	4147	167	670
610310	4702	9987	820	4569
610322			23	144
610329	320	1848		374
610331	1208	1456		99
610332	1656	1821	922	922
610333				3
610339	4684	7148	3604	4777
610342	1021	1257	81	268
610343	447	447		41
610349	1189	5373	1817	2613
610419	19	24	322	328
610422				37
610423	7275	14178		
610429	24	24	719	789
610432		141	336	769
610433		626		

Contd.

## 10.11 Imports by Economic Categories (Detail)

(In Thousand Rupees)

ITEMS	SEPTEMBER, 2015	FROM JULY, 2015	SEPTEMBER, 2014	FROM JULY, 2014	
610439	JACKE/BLAZ W/GIRL OTH TEX K/CR	376	6805	3087	6822
610442	DRESSES W/GIRL COTTON KNIT/CRO	1332	1736		694
610443	DRESSES W/GIRL SYN FIB KNIT/CR	8	85		
610449	DRES W/GIRL OTH TEX MAT KNT/CR	24	33		
610452	SKIRTS/D-S W/GIRL COT KNIT/CRO	56	67		115
610453	SKIRTS/D-S W/GIRL SYN KNIT/CRO	24	47		
610459	SKIRTS/D-S W/GIRL OTH TEX K/CR		562		302
610462	TROUSERS ETC OF COTTON KNI/CRO	1781	1925		442
610463	TROUSES ETC OF SYN FIB KNITED		24		751
610469	TROUSERS ETC OF OTH TEX MAT KN	410	1056	305	1862
610510	MEN/BOYS SHIRTS COTTON KNI/CRO	2679	10048	6829	12621
610520	MEN/BOYS SHIRTS M-MAD FIB K/CR	971	4342	1151	3359
610590	MEN/BOYS SHIRTS O/TEXTILE K/CR	38596	61275	22298	58247
610610	W/GIRL SHIR/BLOUSES COT KN/CRO	5440	8724	3343	6162
610620	W/GIRL SHIR/BLO M/MADE FIB K/C			133	567
610690	W/GIRL SHIR/BLOU OTH TEXMATK/C	7372	11082	75	401
610711	UNDERPANTS ETC M/BOY COT KN/CR	1177	3662	601	3580
610712	UNDERPANT ETC M/BOYS M/MAD FIB			55	55
610719	UNDERPANT ETC M/BOYS OTH T/MAT		67		36
610721	NIGHTSHIRTS&PYJAMAS OF COTTON	60	326	591	1193
610722	NIGHTSHIRTS&PYJAMAS M/MADE FIB			106	109
610729	NIGHTSHIRT/PYJAMAS OTH TEX MAT	40	46	510	945
610791	BATHROBES ETC OF COTTON M/BOYS		234	16	16
610799	BATHROBE ETC OF OTH TEX KN/CRO	408	1726	208	309
610811	WO/GIRL SLIP, PETTICOAT KNIT/CR	3941	4354	230	230
610821	W/GIRL BRIE/PANTIES COT KN/CR	230	230	1038	2513
610829	W/GIRL BRIEF/PANTIES OTH T/MAT		517	43	350
610831	W/GIRL N-DRESS/PAJAMA COT KN/CR	586	1835	1572	2016
610832	W/GIRL N-DRESS/PAYJAMS M/M FIB				41
610839	W/GIRL N-DRESS/PAJAMAS TEX MAT	167	207	2412	2870
610891	BATHROBE W/GRL COTTON KNIT/CRO		235		
610892	BATHROBE W/GRL MAN-MADE KN/CRO		58		
610899	BATHROBE W/GRL OTH TEX KNI/CRO	81	565	663	1372
610910	T-SHIRT, SINGLET, VEST COT K/CR	96813	145936	72283	136978
610990	T/SHIRT, OTH TXT KN/CR	66710	115359	44578	75939
611011	JERSEY, PULOVER, CARDIGAN, WOLLEN	243	498	15027	15143
611012	JERSEY, ETC. WOOL, KASHMIR GOAT				
611019	OTH JERSEY PULOVER ETC. WOOLEN	438	1434	27	27
611020	JERSEY, PULOVER ETC. OF COT K/C	9488	18611	19882	24668
611030	JERSEY, PULOVER M/MADE FIB K/C	33837	57492	33737	74057
611090	JERSEY, ETC. OTH TEXT. MATERIAL	86889	124410	72377	112201
611120	BABY GARMENT OF COTTON KNIT/CR	608	6331	18100	27270
611130	BABY GARMENT OF SYN FIB KNI/CR	5310	10813	2181	4647
611190	BABY GARMENT OF OTH TEX KNI/CR	75494	181527	49914	112589
611211	TRACK SUITS COTTON KNIT/CROCH	329	398		2
611219	TRACK SUITS OTH TEX MAT KNI/CR	22	400		81
611239	MEN/BOYS SWIMWEAR OTH TEX K/CR			377	1607
611241	WOM/GIRL SWIMWEAR SYN FIB K/CR		324		
611249	WOM/GIRL SWIMWEAR OTH TEX K/CR	53	146		
611300	GARMENT MADE UP KNIT/CROCH FAB	93	93	167	208
611420	OTH GARMENT COTTON KNIT/CROCH	148	705		492
611490	OTH GARMENT, OTH TEX MAT KN/CRO	6090	19594	331	9712
611510	GRADUATE COMPRESS HOSIERY	84451	126603	45821	94636
611521	OTHER PANTY HOSE AND TIGHTS	207	1076	142	509

Contd.

## 10.11 Imports by Economic Categories (Detail)

(In Thousand Rupees)

ITEMS	SEPTEMBER, 2015	FROM JULY, 2015	SEPTEMBER, 2014	FROM JULY, 2014
611529 O-PANTY HOSE OTH-TEXTILE MATE	2053	3401	350	558
611530 OTH-W-MEN FULL/KNEE LENG HOSIE	41721	58675	5484	7186
611595 OTH HOSIERY OF COTTON	549	2236	433	1993
611596 OTH HOSIERY OF SYNTHETIC FIBRE		411	218	218
611599 OTH HOSIERY OF OTH TEX MATERIL	861	1829	682	1473
611610 GLOV,MITTEN,ETC PCAS/RUBER K/C	1470	1624	1918	2921
611691 GLOVE,MITTN,MIT KN/CR WOL/HAIR	109	109		
611692 GLOVE,MITTENS ETC KN/CROC COTT	10	92	80	320
611693 GLOVE,MITTENS ETC KNIT SYN FIB	276	507	150	1044
611699 GLOVE,MITTENS ETC KNIT TEX MAT	1161	3893	3146	5454
611710 SHAWL,SCARVE,MUFFLER,VEILS ETC	8659	45355	9374	15676
611780 OTH MADE UP CLOTHING ACCESRIES	146	375	220	2098
611790 PARTS OF GARMENT OR CLOTH ACSS	1023	2073	104	413
620111 MEN/BOYS OVERCOAT WOOL NOTKNIT			246	320
620112 MEN/BOYS OVERCOAT COT NOT KN/C		42	371	391
620113 OVERCOAT MAN-MADE FIB NOT KNIT	95	289	48	48
620119 OVERCOAT SIM ART OTH TEX MATER	7350	8142	6483	45699
620191 OTH OUTER GARMENT WOOL MEN/BOY	12424	13921	1002	1002
620192 OTH OUTER GARMENT COT MEN/BOYS	355	355	3407	3859
620193 OTH OUTER GAR M/MADE FIB M/BOY	602	769	1051	8068
620199 OTH OUTER GAR OTH TEX MAT M/BY	445	764	1966	3223
620212 OVERCOAT ETC W/GRL COT N/KNIT	17	90	400	446
620213 OVERCOAT ETC W/GRL M/MAD N/KNT			49	49
620219 OVERCOAT ETC W/GRL O/TEX N/KNT	22	371	6989	7354
620291 SKI/JACKET W/GRL WOOL NOT KNIT	2195	2195		
620292 SKI/JACKET W/GRL COT NOT KNIT	515	515	941	953
620293 SKI/JACKET W/GRL M/MADE N/KNIT	338	338	964	974
620299 SKI/JACKET W/GRL TEX MAT N/KNT	1016	1699	785	2397
620311 SUIT MEN/BOYS OF WOOD NOT KNIT			2939	2939
620312 SUIT MEN/BOYS SYN FIB NOT KNIT	14	50		
620319 SUIT MEN/BOYS TEX MAT NOT KNIT	22586	37152	12575	25756
620322 ENSEMBLE MEN/BOY COT NOT KNIT	279	2117	1024	1349
620323 ENSEMBLE MEN/BOY SYN FIB N/KNT		6430		727
620329 ENSEMBLE MEN/BOY OTH TEX N/KNT	21033	59616	2691	9877
620331 JACKET ETC MEN/BOY WOOL N/KNIT	1794	1794	585	585
620332 JACKET ETC MEN/BOY COT N/KNIT	103	1157	506	1193
620333 JACKET ETC MEN/BOY SYN FIB N/K	2231	3278	1073	3656
620339 JACKET ETC MEN/BOY OTH TEX N/K	143083	263789	34338	118836
620341 TROUSER,BIB,BRES ETC WOL M/BOY	4247	6060	680	2463
620342 OTH TROU BIB M/BOY COTT N/KNIT	8073	27412	5126	17551
620343 OTH TROU BIB M/BOY SYN N/KNIT	2151	3144	1375	3208
620349 OTH TROU BIB M/BOY TEXT N/KNIT	61011	108761	39832	100062
620411 SUIT WOMEN/GRL OF WOOL N/KNIT				2
620412 SUIT WOMEN/GRL OF COT N/KNIT			805	805
620413 SUIT WOMEN/GRL OF SYN N/K	26	26		
620419 SUIT WOMEN/GRL OF TEX MAT N/K	2636	5321	1236	3080
620422 ENSEMBLE WOMEN OF COT N/KNIT		9		
620423 ENSEMBLE WOMEN OF SYN FIB N/K	14	68		
620429 ENSEMBLE WOMEN OF TEX FIB N/K		1389	276	295
620432 JACKET W/GRL OF COT N/KNIT	18	18	1361	1394
620433 JACKET W/GRL OF SYN FIB N/KNIT	25585	25786	2739	12884
620439 JACKET W/GRL OF TEX MAT N/KNIT	102	1703	264	1921
620442 DRESSES W/GRL COTTON NOT KNIT	4702	14478	6001	9260
620443 DRESSES W/GRL SYN FIB NOT KNIT		10		29

Contd.



## 10.11 Imports by Economic Categories (Detail)

(In Thousand Rupees)

ITEMS	SEPTEMBER, 2015	FROM JULY, 2015	SEPTEMBER, 2014	FROM JULY, 2014
620444 DRESSES W/GRL ART FIB NOT KNIT		2199		
620449 DRESSES W/GRL TEX FIB NOT KNIT	131	213	79564	79622
620452 SKIRTS W/GRL COTTON NOT KNIT	328	553	279	561
620453 SKIRTS W/GRL SYN FIB NOT KNIT			4001	6196
620462 TROUSER W/GRL COTTON NOT KNIT	2106	6129	6056	8915
620463 TROUSER W/GRL SYN FIB NOT KNIT		1197		
620469 TROUSER W/GRL TEX MAT NOT KNIT	2982	5460	1947	15098
620520 SHIRTS MEN/BOYS OF COT N/KNIT	13916	34383	6989	19464
620530 SHIRTS MEN/BOYS OF M/MAD N/KNT	1046	1385	41	41
620590 SHIRTS MEN/BOYS OF TEX MAT N/K	4750	10567	1414	9269
620630 BLOUSES W/GRL COT NOT KNITTED	2280	5200	1464	5754
620640 BLOUSES W/GRL M/MADE NOT KNIT	15	128		6747
620690 BLOUSES W/GRL TEX MAT NOT KNIT	1499	3186	735	2005
620711 UNEDERPANT ETC MEN/BOY COTTON	459	608	80	1551
620719 UNDERPANTS ETC MEN TEX MAT NK	19	37		371
620721 NIGHTSHIRT/PYJAMA MEN COT N/K		69		85
620722 NIGHTSHIRT/PYJAMA MEN M/MAD NK		43		
620729 NIGHTSHIRT/PYJAMA MEN T/MAT NK	323	2501	455	2960
620791 BATHROB ETC MEN COTTON N/KNIT				12
620799 BATHROB ETC MEN TEX MAT N/KNIT	213	643	390	1663
620811 SLIPS/PETTICOAT W/GRL COT N/NK		16		
620819 SLIPS/PETTICOAT W/GRL T/MAT NK		137		225
620821 NIGHTDRESS/PYJAMA WOMEN COT NK	82	82	201	352
620822 NIGHTDRESS/PYJAMA WOMEN M/M NK		105	30	386
620829 NIGHTDRESS/PYJAMA WOMEN T/M NK	4395	6896	1638	4102
620891 BATHROB ETC W/GRL COTTON N/NK		607	73	262
620892 BATHROB ETC W/GRL M/MAD FIB NK		162		1911
620899 BATHROB ETC W/GRL TEX MAT N/NK	501	1540	649	3204
620920 BABIES GARMENT ETC COT N/KNIT		3129	273	3101
620930 BABIE GAR&CLOTH SYN FIB N/KNIT		464	63	225
620990 BABIE GAR&CLOTH TEX MAT N/KNIT	46156	74956	46823	104156
621010 GAR MADE UP FAB H-56.02/56.03	2085	6210	860	1199
621020 OTH GAR MEN/BOY H-6201-11,19		155		150
621040 OTH MEN/BOYS MADE UP FAB	308	758	316	791
621050 OTH MEN WOMEN/GIRL FAB N/KNIT	7	1488		673
621111 SWIMWEAR MEN/BOYS NOT KNITTED	139	186	12	164
621120 SKI SUITS NOT KNIT/CROCHETED				24
621132 OTH GAR MEN/BOYS OF COTTON		622	55	136
621133 OTH GAR MEN/BOYS OF M/MADE FIB	729	729	81	239
621139 OTH GAR MEN/BOYS OF TEX MATERI	357	1304	252	1500
621142 OTH GAR WOM/GIRL OF COTTON		664	720	1207
621143 OTH GAR WOM/GIRL OF M/MADE FIB		17		1130
621149 OTH GAR WOM/GIRL OF TEX MATERI	651	1258	269	1434
621210 BRASSIERES	71559	148654	43084	115166
621220 GIRDLES AND PANTY-GIRDLES	1517	5866	338	1479
621290 BRACES,SUSPENDERS,GARTER&PARTS	20752	42718	3456	12112
621320 HANDKERCHIEFS OF COTTON	5204	10007	2330	9340
621390 HANDKERCHIEFS OF OTH TEX MAT	5622	13461	3665	15596
621410 SHAWLS,SCARVES ETC & LIKE SILK				39
621420 SHAWLS,SCARVES ETC & LIKE WOOL		8509	2661	3305
621430 SHAWL,SCARVE ETC&LIKE SYN FIB	9428	10813	7938	7959
621440 SHAWL,SCARVE ETC&LIKE ART MAT	412	937		
621490 SHAWLS OF OTH TEX MATERIALS	16428	37553	10780	26959
621510 TIES,BOW TIES&CRAVATS OF SILK	577	944	557	1130

Contd.

## 10.11 Imports by Economic Categories (Detail)

(In Thousand Rupees)

ITEMS	SEPTEMBER, 2015	FROM JULY, 2015	SEPTEMBER, 2014	FROM JULY, 2014
621520 TIES,BOW TIES&CRAVATS M/M FIB	442	1283	834	1079
621590 TIES,BOW TIES&CRAVATS TEX MAT	4061	9097	2686	4210
621600 GLOVES, MITTENS AND MITTS.	13076	17265	3981	8274
621710 MADE UP CLOTHING ACCESSORIES	4719	16095	5992	34606
630110 ELECTRIC BLANKETS	178	191		132
630120 BLANKET/TRAVEL RUGS OF WOOL/H	623	655	466	1140
630130 BLANKET/TRAVEL RUGS OF COTTON		31	208	284
630140 BLANKET/TRAVEL RUGS OF SYN FIB	282149	891903	325761	672527
630190 BLANKET/TRAVEL RUGS OF TEX MAT	6632	9617	41720	67640
630210 BED LINEN,KNITTED/CROCHETED	10035	23876	9899	29762
630221 OTH BED LINEN,PRINTED,N/KNIT			66	84
630222 OTH BED LINEN,PRINTED M/MADE				24
630229 OTH BED LINEN,PRINTED MILL-MAD	20	86		1365
630231 OTH BED LINEN COTTON N/KNIT/CR		88	143	400
630232 OTH BED LINEN OF MAN-MADE FIB		560	436	436
630239 BED LINEN OTH TEX MAT NOT KNIT	23241	72306	2120	6204
630240 TABLE LINEN KNITTED/CROCHETED	58	58		8
630251 TABLE LINEN OF COTTON KNITTED	35	40		362
630259 TABLE LINEN OF OTH TEX MATERIA	643	1192		
630260 TOILET & KITCHEN LINEN COTTON	206	990	369	1756
630291 OTH TOILET/KITCHEN LINEN COTTN	37	50	157	231
630293 TOILET/KITCHEN LINEN M/MAD FIB		317		
630299 TOILET/KITCHEN LINEN TEX MAT	762	1004		930
630312 CURTAINS/BLINDS/VALANCE SYN FIB		21	287416	288031
630319 CURTAINS/BLINDS/VALANCE TEXMAT	19	23		113
630391 OTH CURTAN,BLIND,VALANC OF COT	201	293	34	44
630392 OTH CURTAINS/VALANCE OF SYN FIB	4261	36182	521	11720
630399 OTH CURTAINS/VALANCE OF TEXMAT	1848	4034	275	573
630411 BED-SPREADS KNITTED/CROCHETED			29	29
630419 BED-SPREADS, OTHERS	266	4443	31	122
630491 OTH FURNISHING ARTICLES KNITED	2086	2677	580	3570
630492 OTH FURNISHING ARTICLE COT KNT	37	37		
630493 OTH FURNISHING ARTICLE SYN FIB		70		66
630499 OTH FURNISHING ARTICLES TEXMAT	38	260		69
630510 SACK/BAGS OF JUTE OTH TEX FIB	44719	116221	8430	11279
630520 SACKS AND BAGS OF COTTON		94		142
630532 SACK/BAGS MAN-MADE TEX MATERIL	1575	14514	473	47104
630533 SACK/BAGS OF POLYETHYLENE/PROP	20775	47686	8402	36039
630539 OTH SACK/BAGS MAN-MADE TEX MAT	44967	110940	24495	75681
630590 SACKS/BAGS OTH TEX MATERIAL	6043	11945	828	15291
630612 TARPULINS,AWNINGS ETC SYN FIB	13638	54571	18399	41794
630619 TARPULINS,AWNINGS OF TEX MAT		1213	585	2593
630622 TENTS OF SYNTHETIC FIBRES		7335	2705	11043
630629 TENTS OF OTH TEX MATERIAL	86	1377	733	5549
630630 SAILS OF OTH TEXTILE MATERIAL				25
630690 OTH CAMPING GOODS OTH TEX NAT		96	123	602
630710 FLOOR/DISH/CLEANING CLOTH ETC	3065	8578	2024	8896
630720 LIFE-JACKETS AND LIFE-BELTS	2048	9889	377	4554
630790 OTH MADE UP ARTICLE DRESS PTN	26787	88619	27040	78017
631090 USED&NEW RAGS,SCRAP ETC TEXMAT	31808	44153	8761	21064
640110 FOOTWEAR INCORPORATPROTE M-TOE	126	129		752
640192 OTH FOOTWEAR COVERING ANKLE				35
640199 OTH FOOTWEAR NES UPPER NOT FXD	127	839	468	2073
640212 SPORTS FOOTWEAR,SKI-BOOT ETC	423	423		

Contd.

## 10.11 Imports by Economic Categories (Detail)

(In Thousand Rupees)

ITEMS	SEPTEMBER, 2015	FROM JULY, 2015	SEPTEMBER, 2014	FROM JULY, 2014
640219 OTH SPORTS F-WEAR SOLES RUB/PL	9121	46570	1281	1444
640220 F-WEAR WITH UPPER STRAP ASSEMB	47	3976	3345	5295
640291 F/WEAR COV ANKLE SOLE/UPPERS	558	798		
640299 OTH F/WEAR SOLE/UPPER RUB/PLAS	96754	191399	8760	23362
640319 OTHER; SPORTS FOOTWEAR	114841	217981	87951	232631
640320 FOOTWEAR OUTER SOLE OF LEATHER	62624	99617	14397	52166
640340 OTH FOOTWEAR WITH METLTOE CAP	2421	16009	1884	7571
640351 OTH FOOTWEAR SOLE COV ANKLE		3184		
640359 OTH FOOTWEAR OUTERSOLE LEATHE	4398	4569		634
640391 OTH F-WEAR OUTERSOLE COMP LEA	5369	12094	7118	12288
640399 OTH F-WEAR O/S RUB, PLAS, LEA	104883	250175	165277	367687
640411 SPORTS FOOTWAR SHOES RUB/PLAS	105286	182868	87402	126567
640419 OTH FOOTWEAR OUTER SOLE RUB/PL	583532	1163474	472456	758613
640420 FOOTWEAR OUTERSOLE COMP LEATHR	831	2065	45	686
640510 FOOTWEAR UPPER/COMP LEATHER	177569	700102	373073	929782
640520 FOOTWEARS UPPER TEX MATERIAL	325	2091	12129	27791
650400 HATS&OTH HEADGEAR PLAIED	32	215	122	186
650500 OTH HATS AND HEADGEAR KNITTED	1768	6565	2004	4546
650610 SAFETY HEADGEAR	20366	72109	19848	45116
650691 OTH HEADGEAR RUBBER/PLASTICS	31	837	56	724
650699 OTH HEADGEAR OF OTH MATIRIALS	1527	4929	216	1125
650700 HEADBAND LINING COVERHAT FOUN	1960	3801	325	2181
660110 GARDEN OR SIMILAR UMBRELLAS	13772	20452	891	4128
660191 OTH UMB WITH TELESCOPIC SHAFT		357	21	41
660199 OTH UMBRELA/SUN UMBRELLAS	7552	16002	1874	8876
660200 WALKING STICKS SEAT STICKS	992	1965		468
660390 OTH PATS/FITTING UMBRELLAS		92	52	52
670210 ARTICLE MADE ARTIFICIAL FLOWER	998	20357	1926	5205
670290 ARTIFICIAL FLOWER,FOLIAG O/MAT	31091	79388	16736	53598
670411 COMPLETE WIG OF SYN.TEXT MAT.		365		14
670419 OTH BEARD, EYE BROW SYN.TEX MA	21	184	11	1133
670420 WIGS,BEARDS OF HUMAN HAIR	14	82		
691090 OTH CERAMIC SINKS WASHBASIN PE	657	3673	2987	8150
691110 TABLEWARE & KITCHENWARE	147359	415919	169835	416661
691190 OTH HOUSEHOLD ARTICLES OF PORN	22072	62414	19293	55933
691200 CERAMIC TABLEWEAR KITCHENWEAR	1009	44139	7126	14195
691310 STATUT ORNAMENT PORCELAIN CHI	1917	2620	412	841
700992 FRAMED GLASS MIRRORS	5702	22434	7468	23163
701010 AMPOULES	24300	58317	20715	62453
701020 STOPPERS,LIDS AND OTH CLOSURES	132	6334	7687	13779
701190 OTHER, GLASS ENVELOPES	40	863	102	389
701310 INDOOR D?COR OF GLASS CERAMICS	3134	17272	16087	31870
701328 OTH STEMWARE DRINKING GLASS	1866	10135	1304	11885
701333 O-DRINKING GLASS LEAD CRYSTAL		23		196
701337 OTH DRINKING GLASS O/T GL-CEMI	6528	25139	6670	18655
701341 G-WARE TABLE,KICH LEAD CRYSTAL			12	12
701342 G-WARE LINEAR C-EXPENSION-5x10			16	379
701349 O-GL-WARE L-C-EX=5x10 T,0-300C	141282	364020	51819	149410
701391 OTH GLASS-WARE OF LEAD CRYSTAL		254	585	791
701590 OTH CLOCK/WATCH/NON-CORRETVE	166	270		143
701690 OTH PAVING BLOCKS/SLABS/BRICKS	3338	9262	1631	4160
701710 LAB HYG/PHAR GL-WARE W/N GRADU	737	6358	4991	15842
701720 LAB HYG/PHAR GLASSWARE L/C=10K	71	673	361	697
701790 OTH LAB GLASSWARE ETC N.S.	8455	20996	11971	28140

Contd.

## 10.11 Imports by Economic Categories (Detail)

(In Thousand Rupees)

ITEMS	SEPTEMBER, 2015	FROM JULY, 2015	SEPTEMBER, 2014	FROM JULY, 2014
701810 GLASS BEADS, S/PERAL/PRE-STON	68156	173312	59003	189553
701820 GLASS MICROSPHERRES=1MM DIA	9664	30856	3832	9914
701939 OTH WEBS,MATTRESSES,BOARD ETC	78343	217289	58327	146667
701940 WOVEN FABRICS OF ROVINGS	2563	5190	626	1185
701951 OTH WOVEN FABRICS WIDTH=30 CM	130	2204	375	2379
701990 OTH ARTICLES OF GLASS FIBRES.	15989	77041	30635	89085
711299 OTH WASTE/SCRAP PRECIOUS METAL	1567	8263	19	19
711311 ARTICLE OF JEWELLERY OF SILVER	53	62		280
711319 ART OF JEWEL OF OTH PRE METAL	6742	12327	20583	21033
711320 ART(JEWELRY)BASE MTL-CLD P-MTL		3		402
711411 ART OF SILVER WARES W/N PLATED			266	266
711419 ART OF PRE METALS W/N PLAT	995	995	322	322
711510 CATALYST INFORM WIRE/GRIL PLAT		10464		
711590 OTH ART PREMET/MET CLAD P/MTL	6440	14537	239	25131
711610 ART NATURAL/CULTURED PEARLS		86		
711620 ART PRECIOUS/SEMI-PRE STONES		27	385	385
711711 CUFF-LINKS/STUDS-BASE METAL	1132	3172	754	2935
711719 OTH IMITATION JEWELLERY B/METL	104859	269561	37914	159883
711790 OTH IMITATION JEWEL B/METL,N.S	17432	78711	35585	110216
731829 OTH COACH SCREW,BOLTS,NUT I/S	14421	37002	19959	45975
731940 SAFETY PINS & OTHER PINS	1923	8037	2443	9055
732090 OTHER,SPRING OF IRON AND STEEL	16891	55226	45305	120795
732111 COOKING APPLI&PLATE WARMER GAS	30167	71584	19302	67539
732119 O-COKING APPLI INCL SOLID FUEL	2027	13469	5276	10982
732181 OTH APPLI FOR GAS & OTH FUELS	488	2217	1932	3270
732182 OTH APPLI FOR LIQUID FUEL	1034	1034		1947
732189 OTH APPL INCL APPLI SOLID FUEL	603	910	157	361
732290 OTH AIR HEATER&HOT AIR DUSTRBU	1981	17205	120	22068
732310 IRON/STEEL WOOL,POT SCROEL ETC	13993	46003	21373	73221
732391 OTH BUCKETS OF CAST IRON ENAMA	20	570	57	96
732392 OTH H-HOLD ART CASTIRON ENAMA	188	1211	364	518
732393 OTH DOMESTIC UTENSILS STA-STEL	3252	13043	2692	14881
732394 OTH DOMESTIC UTENSIL IRON/STEL	28533	55436	16143	37424
732399 OTH H-HOLD ARTCL, PART THEREOF	51416	155330	42021	148309
732410 SINK&WASH BASIN STAINLESS STEL	5342	10605	2295	12565
732421 BATH TUBS CASTIRON W/N ENAMEL	72	807	109	961
732429 OTH BATH,SINK,W-BASIN ENA IRON	8900	27615	6225	23222
741539 OTH THREAD ARTICLES OF COPPER	3423	16469	2009	14310
741810 TABLE,KITCH/OTH HOUSEHOLD ARTI	102	763	32	34
741820 OTH SANITARY WARE,PARTS COPPER	571	2997	40	232
741991 CAST,MOULDED,STAM,FORGED,COPPE	58	368	722	722
750720 TUBE OR PIPE FITTING NICKEL	1587	1587		
761490 OTH STRAN WIR,ROP,CABL,PL ALUM	2707	4196	1141	49591
761510 TABLE,KITCH,POT POLISHPAD ALUM	2900	10013	4570	11890
761520 SANITARY WARE&PATS OFALUMINIU		177		456
761610 NAILS,BOLT,NUT,SCREW ETC ALUMI	2623	6015	1124	2373
761691 CLOTH,GRIL,FENCING OF ALUM WIR	993	3083		5400
780420 LEAD, POWDERS AND FLAKES	127	127		
800300 TIN BAR, ROD, PROFILE AND WIRE	3	939	52	52
810295 OTH MOLYBDENUM BAR,ROD,SINTER				404
820900 PLATE STICK,TIPS TOOL CERMET	15511	24745	3132	12854
821000 HAND-OPERATE MECHANICAL APPL	5323	7556	186	4698
821110 SETS OF ASSORTED ARTICLES	10	98	79	320
821191 TABLE KNIVES HAVING FIX BLADE.	3216	6060	2152	5420

Contd.

## 10.11 Imports by Economic Categories (Detail)

(In Thousand Rupees)

ITEMS	SEPTEMBER, 2015	FROM JULY, 2015	SEPTEMBER, 2014	FROM JULY, 2014
821192 OTH KNIVES HAVE FIXED BLADES.	6702	11676	1668	5272
821193 KNIFE OTH THAN FIXE BLADES.	83	613	201	344
821194 BLADES	73	1810	222	1339
821195 HANDLES OF BASE METAL	21	21	17	129
821210 RAZORS	44589	178449	72024	210858
821220 SAFETY RAZOR BLADES,	34923	145649	21873	53122
821290 OTHER PARTS	2032	5636	778	6701
821300 SCISSORS,TAILORS,SHEARS BLADE	2172	7205	2185	12036
821410 PAPER KNIVES,LETTER OPENER,ETC	19707	36618	9521	26952
821420 MANICURE OR PEDICURE SETS.	2378	7898	2721	12649
821490 OTH ARTICLES OF CUTLERY .	5781	14641	1743	8014
821510 SET OF ASORTED ARTICLE-PRECMTL		265	31	36
821520 OTH SETS OF ASSORTED ARTICLE.	1369	2869	366	2018
821591 OTH ARTICLE,NOT INSETS,PLATED		3		
821599 OTHER ARTICLES	3601	12079	2061	10989
830110 PADLOCKS	68934	174760	63659	189056
830120 LOCKS FOR MOTOR VEHICLES.	18090	32328	4960	11753
830130 LOCKS FOR FURNITURE	37679	125207	60161	167330
830140 OTHER LOCKS	37373	151378	23302	84856
830150 CLASPS AND FRAMES WITH CLASPS.	356	382		1047
830160 PARTS OF LOCKS	14537	22752	1841	6629
830170 KEYS PRESENTED SEPARATELY	1082	7439	1180	4327
830210 HINGES	24410	88447	29994	82839
830220 CASTORS	7037	25683	5903	18435
830230 OTH MOUNTING,FITING MOT-VEHICL	307	780	145	434
830241 OTH MOUNTING,FITING BUILDING	6116	7296	438	1756
830242 OTH MOUNTING,FITING FURNITURES	39915	139636	32684	141142
830249 OTH FITINGS OF BASE METAL N.S.	17537	83203	11608	53149
830250 HAT-RACKS,HAT-PEGS,BRACKET&FIX	2957	8641	1841	14837
830300 ARMoured/REINFORCED SAF B-MTL.	1559	3089	3676	10400
830400 FILING CARD-INDEX CABINET/TRAY	1018	1994	80	1147
830510 FITTING FOR LOOSE-LEAF BINDERS	2715	2946	152	2752
830520 STAPLES IN STRIPS	7194	39761	12500	24643
830590 OTH, INCLUDING PARTS	4549	14568	4980	14746
830610 BELLS,GONGS ETC.ELECTRIC METAL	412	2017	814	2213
830629 OTH STATUETT OTH ORNAMENT	4070	8154	1190	3043
830630 PHOTOGRAPH,PICTURE FRAME MIRROR		1103		815
830710 FLEXIBLE TUBING OF IRON/STEEL	9444	78587	8751	24457
830790 FLEXIBLE TUBING OF BASE METAL	13515	50569	14349	38234
830810 HOOKS, EYES AND EYELETS	12388	44180	28200	68892
830820 TUBULAR OR BIFURCATED RIVET	46762	109351	50438	150100
830890 OTH ARTICLES B/METAL INC/PARTS	23605	81160	30479	120047
830910 CROWN CORKS OF BASE METAL	5046	12141	1519	4725
830990 OTH;SCREW CAPS POURING STOPERS	28672	108665	37474	111940
831000 SIGN-NAME PLATE,ETC.BASE METAL	837	2419	19398	22857
831110 COATED ELECTRODE OF BASE METAL	67694	231346	117392	279279
831120 CORED WIRE OF BASE METAL,	4613	12398	3170	8181
831130 COATED RODS&CORED WIRE,B/METAL	8026	31883	6961	26197
851290 PARTS OF THE HEADING NO.85.12	3245	8675	255676	263630
852290 OTH T/COM EQ/AC HD 85.19-85.21	4382	8672	12672	26482
852321 CARDS INCORPORTAING MAG STRIPE	5796	136311	13062	27561
852329 MAGNETIC DISCS	1473	5069	3158	7522
852341 OTHER OPTICAL MEDIA UNRECORDED	11635	13031	385354	388959
852349 OTHER OPTICAL MEDIA	65767	1280189	703814	991873

Contd.

## 10.11 Imports by Economic Categories (Detail)

(In Thousand Rupees)

ITEMS	SEPTEMBER, 2015	FROM JULY, 2015	SEPTEMBER, 2014	FROM JULY, 2014
852351 SOLID STATE NON-VOLATILE STORA	17124	41742	62284	89234
852352 SMART CARDS SEMICONDUCT MEDIA	1191124	1556650	118229	456164
852359 PROXIMITY CARDS AND TAGS	15082	47391	7952	57977
870990 PARTS,H-NO.87.09 OF WORK TRUCK		1841		829
871499 OTHER,PARTS AND ACCESSORIES	12603	40060	8038	33487
880390 OTH PARTS OF H-88.01 OR 88.02	360491	1198974	278339	945875
902000 OTH BREATHING APP & GAS MASK,	12406	45134	6127	50668
902110 ORTHOPAEDIC/FRACTURE APPLIANCE	1737	8817	1438	9561
902121 ARTIFICIAL TEETH		149	251	866
902129 OTHER; DENTAL FITTINGS	3875	11851	1044	4630
902131 ARTIFICIAL JOINTS	28539	130557	23191	87650
902139 OTH ARTIFICIAL PARTS OF BODY	126652	377155	187573	417938
902140 HEARING AIDS,EXCL PART/ACCESSO	3244	11338	7535	25498
902150 PACEMAKER STIMULAT HEART MUSCL	10216	74478	25929	78595
903300 PARTS& ACCE OF HEARING AIDS	15894	71609	26608	58653
910111 WRIST WATCH,ELE OPE,MECH DISPL	16	201	482	482
910119 O-W-WATCH ELECTRICALLY OPERATED	4049	10906	2192	38661
910129 O-W-WATCH,W/N INCO.STOP WATCH		1994		149
910199 O-WATCHES INCL STOP WATCHES	184	1666		289
910211 W-WATCH,MACH DISPL O/TH H-9101	5164	10588	1366	8182
910212 W-WATCH,OPTO ELECTRONIC DISPLY	89	89		
910219 O-W-WATCH W/N INCOR STOP WATCH	11494	28296	11872	52880
910221 W-WATCH,AUTO-WIND O/T H-9101		52		
910229 O-W-WATCH O/THAN H-9101	192807	514028	102212	266589
910299 O-POCKET/STOP WATCH O/T H-9101		35052	36083	42779
910390 OTH,CLOCKS WATCH MOV EX.91.04	70	188	1312	2548
910400 INS PANEL CLOCK-AIR&SPACECRAFT		12		
910511 ALARAM CLOCK,ELECTRICALLY OPE.	992	2854	431	1959
910519 OTHER, ALARAM CLOCK	98	994	2873	8761
910521 WALL CLOCK,ELECTRICALLY OPERAT	1315	7017	274	654
910529 OTHER WALL CLOCKS	3554	9877	6727	9707
910591 OTH,CLOCK ELECTRICALLY OPERATD	376	631	404	1988
910599 OTHER CLOCKS	936	2198	1246	1654
910610 TIME-REGISTER,TIME RECORDERS	1044	1058	747	2588
910690 OTH,TIME OR DAY RECORDING APPA	778	4404	2343	5799
910700 TIME SWITCHES WITH CLOCK/WATCH	11717	37168	4929	21010
910811 WATCH MOVE ELEC.OPE MACH DISPL	10	40	1697	1697
910812 WATCH OPTO-ELECTRONIC DISPLAY	52	52		
910819 OTH,WATCH MOVE ELECT.OPERATED	78	165		
910890 OTH,WATCH MOVE COMPLETE ASSEMB		195		160
910910 ELE OPER.CLOCK MOVE COMP/ASSEM	42	111		231
910990 OTH CLOCK MOVEMENT COMP&ASSEMB	2205	2911	1035	3948
911011 COMP MOVE,UNASSEMBLED WATCH	2277	5078	129	477
911012 INCOM MOVE,ASSEMBLED OF WATCH	14	14		
911019 ROUGH MOVEMENTS,OF WATCHES				61
911090 OTH,COMP MOVE WATCH/CLOCK UN-A	207	223	1306	2409
911120 WATCH CASES BASE METAL,W/N G/S		323		
911180 OTHER;WATCH CASES	510	575	463	883
911190 PARTS OF WATCH CASES	3074	7802	826	3965
911220 CLOCK CASE&CASE OF SIMIL GOODS	370	1117	279	1939
911290 PART OF CLOCK CASE/SIMILR CASE	175	175	25	190
911320 WATCH STRAPS,BAND OF BASE METL	172	548	124	192
911390 OTH,WATCH STRAPS,BANDS PART	437	726	1057	1594
911430 DIALS	348	508	57	69

Contd.

## 10.11 Imports by Economic Categories (Detail)

(In Thousand Rupees)

ITEMS	SEPTEMBER, 2015	FROM JULY, 2015	SEPTEMBER, 2014	FROM JULY, 2014
911490 OTH;CLOCKS OR WATCH PARTS,N.S.	1854	4585	1240	3429
920190 OTH,HARPSICHORD KEYBOARD STRIN	13	643		
920210 OTH STRING PLAYED WITH A BOW		558		115
920290 OTH,STRING MUSICAL INSTRUMENTS	842	1872	672	1729
920510 BRASS-WIND INSTRUMENTS	864	864		
920600 PERCUSSION MUSICAL INSTRUMENTS				69
920790 OTH,MUSICAL INSTRUMENTS	451	2017	271	1679
920810 MUSICAL BOXES	267	415		295
920890 OTH;MECHANICAL STRET ORGAN,INS	3048	4789	1523	4944
920992 PARTS&ACCE MUSICAL INS H-92.02	229	531	47	126
920999 OTH;PARTS&ACCE(CARDS,DISCS)		58		
930120 GRENADE/ROCKET LAUNCHERS				753
930190 OTHER MILITARY WAPONS	10216	24662		5268
930200 REVOLVERS PISTOLS,O/TH93.3.04	10353	154326	63902	174659
930310 MUZZLE-LOADING FIREARMS		3359		
930320 OTH,SPORTING,HUNTING SHOTGUNS		5400	6710	32431
930330 OTH,SPORT,HUNTING,SHOTING RIFL	131	131		
930390 OTH;FIREARMS,DEVIC OPE FIR EXP	1068	1068	218	29530
930400 OTH,ARMS OF HEADING NO.93.07	2336	10539	3031	5860
930510 PARTS ACCE OF REVOLVERS,PISTOL				423
930520 PARTS&ACC.SHOTGUNS/RIFL.H-9303		156		
930599 OTH PART&ACCE.ARTILERY H93.01		274		
930621 SHORTGUN CARTRIDGES		5617		1389
930629 OTH,PARTS OF SHORTGUNS CARTRIG		4131		
930630 OTH,CARTRIDG & PARTS THEREOF.	467	14539	16151	69250
930700 SWORDS,CUTLASSES,BAYONETS,LANC		105		
940110 SEATS OF A KIND USED,AIRCRAFT.	234	7325		197
940120 SEATS FOR MOTOR VEHICLES.	1336	4697	2270	6365
940130 SWIVEL SEATS VARIABLE HEIGHT.	16745	48499	9244	21708
940140 SEATS O/THN GARDEN SEATS,CAMP	4073	7922	1537	7774
940151 SEATS OF CANE,OSIER,BAMBOO.	313	560	792	1789
940159 OTH SEATS AND PARTS THEREOF	379	1651	743	775
940161 OT,SEATS UPHOLSTERED WOOD FRAM	667	3165	879	1934
940169 OTHER SEATS,WITH WOODEN FRAMES	1766	15081	3163	4140
940171 OT-SEATS UPHOLSTERED METALFRAM	8835	30484	3707	8250
940179 OTHER SEATS;WITH METAL FRAMES	18051	52125	12767	37263
940180 OTHER SEATS WITH METSL FRAMES	9810	35740	6972	41366
940190 PART OF THE SEATS OF H-94.01.	140049	379455	191826	499287
940310 METAL FURNITURE USED IN OFFICE		3769	1506	6926
940320 OTH,METAL FURNITURE O/THN OFFI	8447	32081	12304	32250
940330 WOODEN FURNITURE-OFFICE USE	12577	33040	4576	18864
940340 WOODEN FURNITURE-KITCHEN UES	7773	20045	2173	19453
940350 WOODEN FURNITURE FOR BEDROOMS	43403	84098	14071	53611
940360 OTHER WOODEN FURNITURE	10747	38043	10854	59663
940370 FURNITURE OF PLASTICS	2954	11924	5792	19209
940381 FURNITURE OF OTHER MATERIAL		693	298	298
940389 OTHER FURNITURE OF CANE, OSIER	564	13996	2228	5634
940390 PARTS FURNITURE H -NO.94.03.	5794	31247	6381	13295
940410 MATTRESS SUPPORTS		270		1125
940421 MATTRESS CELLU RUBBER/PLSTIC		2186		858
940429 MATTRESS OF OTHER MATERIALS	329	3096	57	653
940430 SLEEPING BAGS			55	227
940490 OTH,ARTI BEDDING&SIMI FURNISH.	6423	19801	9264	11308
940510 CHANDELIERS & OTH ELE CEILING.	341298	1251211	135180	420334

Contd.

## 10.11 Imports by Economic Categories (Detail)

(In Thousand Rupees)

ITEMS	SEPTEMBER, 2015	FROM JULY, 2015	SEPTEMBER, 2014	FROM JULY, 2014
940520 ELECTRIC TABLES,DESK,BEDSIDE	5382	19041	6026	18217
940530 LIGHTING SETS CHRISTMASTREES	9870	22668	1794	6221
940540 OTH ELE LAMPS,LIGHTING FITTING	81434	294974	89729	296338
940550 NON-ELE LAMPS LIHTING FITTING.	981	1086	214	14848
940592 PARTS OF PLASTIC H-94.05,N.E.S		1900	14	2473
940600 PREFABRICATED BUILDINGS.	252517	414226	425888	703546
950300 TRICYCLES,SCOOTERS,PADAL CARS	341524	1097684	388338	1154824
950420 ARTI&ACCE, BILLIARDS ALL KIND	3640	7986	3630	12742
950430 OTH GAMES OPERATED BY COIN	5089	29387	4783	18494
950440 PLAYING CARDS	5946	14877	3961	13012
950450 VIDEO GAMES CONSOLES&MACHINES	95	245	71	424
950490 OTH;ARTICLES FOR FUNFAIR,TABLE	1961	7050	8092	17765
950510 ARTI FOR CHRISTMAS FESTIVITES.	1736	2905	16	92
950590 OTHER ENTERTAINMENT ARTICLES	22312	52402	16187	37268
950619 OTH;SNOW SKI EQUIPMENT.		3077	12	58
950629 OTH;WATER SKI,SURF BOARD W-SPO	13644	48695	101	363
950631 GOLF CLUBS COMPLE/OTH GOLF EQU	111	195		554
950632 GOLF BALLS	353	353	902	2799
950639 OTHER;GOLF EQUIPMENTS	26	276	117	235
950640 ARTI,EQUIP FOR TABLE-TENNIS.	44	2220	886	2768
950651 LAWN-TENNIS RACKETS,W/N STRUNG	79	874	258	666
950659 OTH; BADMINTON,SIMILAR RACKET	18825	49993	7891	22535
950661 LAWN TENNIS BALLS	4784	23406	15217	41780
950662 INFLATABLE BALLS	915	4061	737	2398
950669 OTH BALL O/THN GOLF,T-TEN BALL	5028	11312	1158	13769
950670 ICE SKATES,ROLLER INCL SKABOOT	569	2763	146	734
950691 EQUIP. FOR OTHER PHY EXERCISE	81621	180596	74375	210316
950699 OTHER;SPORTS GOODS N.E.S.	16824	50985	13269	108320
950710 FISHING RODS	124	206	17	262
950720 FISH -HOOKS,W/N SNELLED	691	1585	1166	1359
950730 FISHING REELS	39	165	10	10
950790 OTH LINE FISHING TACKLE NETS	149	766		492
950890 SWINGS,SHOOTING GALLERIES ETC.	9415	28064	10582	48173
960110 WORKED IVORY,ARTICLES OF IVORY				398
960190 OTH,ANIMAL CARVING MATERIL,ART		195	45	63
960200 WORKED VEGE,MINERAL MATERIAL	78234	253903	837838	1566829
960310 BROOM,BRUSHE,CONS TWIN,VEG-MAT	419	4346	415	3547
960321 TOOTH BRUSHE,INCL DENT-PLA BRU	29724	105601	34028	149598
960329 OTH;SHAVING,HAIR,NAIL BRUSHES.	2991	18217	8519	20864
960330 ARTST,WRITING,SIMILAR BRUSHES	2918	6747	316	9189
960340 PAINT,DISTEPER,VARNISH BRUSHES	782	2429	2103	7225
960350 OTH BRUSHES CONSTI PART MACHIN	1561	9552	3632	10946
960390 OTH;HAND OPE MECHNICAL F-SWEPR	31119	71283	20345	73810
960400 HAND SIEVES AND HAND RIDDLES.	125	125	403	403
960500 TRAVEL SETS FOR PERSONALTOILE.	532	1074		973
960610 PRESS-FASTENERS,SNAP-FASTENER.	17941	61498	20044	67320
960621 BUTTON OF PLASTICS,NOT COVERED	34642	102141	32417	119025
960622 BUTON OF BASE METAL,COVER TXT	21238	67420	26805	99591
960629 OTHER BUTTONS	28041	79136	113942	339460
960630 BUTTON MOULD,PART,BUTTON BLANK		12	51	2194
960711 SLIDE FASTENER FIT CHAIN SCOP.	25378	77957	36389	118872
960719 OTHER;SLIDE FASTENERS	64960	239060	217854	706724
960720 PARTS; SLIDE FASTENERS	9546	35816	10097	59047
960810 BALL POINT PENS	5375	38380	15524	46822

Contd.



## 10.11 Imports by Economic Categories (Detail)

(In Thousand Rupees)

ITEMS	SEPTEMBER, 2015	FROM JULY, 2015	SEPTEMBER, 2014	FROM JULY, 2014
960820 FELT TIPPED,PORUS TIPPED PEN	26792	59830	5820	55351
960830 FOUNTAIN PEN,STYLOGRAPH PEN	1202	10177	7117	26268
960840 PROPELLING OR SLIDING PENCILS	77	251		
960850 SETS OF ARTICLES FROM TWO FOR-H	608	1882	321	1255
960860 REFILLS FOR BALL POINT PEN.	14208	30175	7912	27303
960891 PEN NIBS AND NIB POINTS	28335	68642	17084	42036
960899 OTH;PEN,PENCIL, SIMILAR HOLDER	23635	43183	15303	48755
960910 PENCILS&CRAYON W-LEADS ENCASED.	91707	274727	65831	219005
960920 PENCIL LEADS,BLACK OR COLOURED	16501	25833	16541	41217
960990 OTH;PENCIL,DRAWING CHARCOALS.	7907	26537	10164	24158
961000 SLATES&BOARDS,WRITING/DRAWING	2277	6945		3891
961100 DATE,SEALING OR NUMBERING STAMP	2803	3876	1394	4396
961210 TYPEWRITER OR SIMILAR RIBBONS	15174	29427	16314	32360
961220 INK-PADS	143	325		268
961310 POCKET LIGHTERS,GAS FUELLED	17671	52996	4602	25027
961320 POCKET LIGHT,GAS FUEL,REFILLABLE	624	1103	579	2777
961380 OTHER LIGHTERS	609	3445	1534	2472
961390 PARTS OF CIGARETTE LIGHTERS		11	68	438
961400 SMOKING PIPE&CIGAR OR CIG.HOLDER	1226	1685	283	724
961511 COMBS,HAIR-SLIDES,OF HARD RUBBER	1645	8324	798	4400
961519 OTH;HAIRPINS,CURLING PINS,LIKE	4145	10025	1507	8039
961590 OTH;COMBS HAIR-SLIDES,LIKE,PAR	64474	159528	52522	152069
961610 SCENT SPRAY SIMI TOILET SPRAY	6010	23211	21568	38527
961620 POWDER-PUFFS&PADS FOR APPLICATION	1476	3411	704	3328
961700 VACUUM FLASKS&OTHER VACUUM VESSELS	26633	67482	42681	106356
961800 TAILORS,DUMMIES&OTHER LAY FIGURES	4126	8755	5730	16389
970110 PAINTING,DRAWING,PASTELS.	263	377	902	1696
970190 OTH COLLAGES&SIMILAR DECORATIVE	2097	4130	516	2449
970300 ORIGINAL SCULPTURES&STATUARY	741	3076	85	8919
970500 COLLECTIONS&COLLECTORS, PIECES.		25	51	284
990900 TRANSACTIONS LESS THAN RS.1000	10871	14255	688	2449
991000 SAMPLES HAVING NO-COMMERCE VALUE	115181	2905192	78393	158375
<b>2. RAW MATERIAL TOTAL ( A + B )</b>	<b>189707808</b>	<b>576042587</b>	<b>282639921*</b>	<b>750016377</b>
<b>A. CONSUMER GOODS TOTAL</b>	<b>159613985</b>	<b>478022065</b>	<b>244592770*</b>	<b>649425390</b>
50400 GUTS,BLADDERS,STOMACH OF ANIMAL	1289	5008	841	2264
50590 OTH SKINS AND PARTS OF BIRDS	21690	57486	14042	46774
50610 OSSEIN,BONES TREATED WITH ACID	286	3703	7129	12777
50690 OTH POWDER & WASTE OF BONES	1059	2399	1471	2754
50790 OTH TORTOISE-SHELL WHALEBONE				2446
50800 CORAL&SIMILAR MATERIAL/POWDER		262		
51000 AMBERGRIS,CASTOREUM CIVET,MUSK		80		47
51110 BOVINE SEMEN	7481	12945	4918	9226
51191 PRODUCTS OF FISH, CRUSTACEANS		1304		
60110 BULBS TUBERS,TUBEROUS,ROOT,ETC	25692	52149	10124	22399
60210 UN-ROOTED CUTTING AND SLIPS	298	298		292
60290 OTHER LIVE PLANTS	13314	28522	8452	20527
60311 ROSES FRESH	1061	2718	407	1017
60313 ORCHIDS FRESH	42	42	13	13
60314 CHRYSANTHEMUMS FRESH	3638	11743	2152	7982
60315 LILIES FRESH	29	129	233	490

Contd.

## 10.11 Imports by Economic Categories (Detail)

(In Thousand Rupees)

I T E M S		SEPTEMBER, 2015	FROM JULY, 2015	SEPTEMBER, 2014	FROM JULY, 2014
60319	OTH FRESH FLOWER,BUDS FOR BOUQ	1086	2226	498	2694
60390	OTH FLOWERS & FLOWERS BUDS	816	1900	43	91
60490	O.PARTS OF PLANTS FOR BOUQUETS		23		
110812	MAIZE (CORN), STARCH	31220	49347	1176	11929
110813	POTATO, STARCH	33830	109372	45563	136602
110814	MANIOC (CASSAVA) STARCH	995	1992	961	17516
110819	OTHER STARCHES	5	1527	81	144
110820	INULIN		5353	80	1702
110900	WHEAT GLUTEN,WHETHER/NOT DRIED	10751	32550	4464	18927
120110	SOYA BEAN SEED	1675623	2606247	64874	397572
120190	SOYA BEAN,W.OR-N-BROKEN/SHELED		3	46	121
120230	GROUND-NUTS SEED				35
120241	OTH GROUND NUTS IN SHELL	7812	48919	568	3370
120242	GROUND-NUTS SHELLED BROKEN/N-B	51026	200031	47063	90667
120300	COPRA	56883	440508	150532	447983
120510	LOW ERUCIC ACID RAPE/COLZASEED	2887349	9572985	14187481	29402785
120590	OTHER RAPE/COLZA SEED			12861	74142
120600	SUNFLOWER SEED,WHETH/NOT BROKE	23	79	167336	277530
120721	SEEDS FOR CROP (COTTON SEEDS)	11	11		
120740	SESAMUM (SESAME) SEEDS			2148	2148
120750	MUSTARD SEEDS	22714	74710	37727	51242
120760	SAFFLOWER SEEDS	726	1075		
120770	MELON SEEDS			340	340
120799	OTH,OIL SEED/OLEAGINOUS FRUITS	765	3037	2113	33354
120810	FLOUR AND MEALS OF SOYA BEANS		987	1341	1341
120890	FLOUR/MEALS OF OTH OIL SEEDS		172		
120910	SUGAR BEET SEED USE FOR SOWING	40097	40134	61720	61720
120921	LUCERNE (ALFALFA) SEED	159937	398218	14908	46034
120922	CLOVER (TRIFOLIUM) SEED	672791	1229353	580994	1114154
120929	OTHER SEEDS OF FORAGE PLANTS	22414	118666	19185	80570
120930	SEED OF HERBACEOUS PLANTS	194	1406	77	3603
120991	OTHER; VEGETABLE SEEDS	506788	1301341	269522	975840
120999	OTH SEEDS OF FRUIT FOR SOWING	188384	533629	339995	542735
121190	OTH PLANTS AND PARTS OF PLANTS	47256	165130	56869	198560
121221	SEAWEDS/ALGAE FIT FOR HUMAN	7	959		553
130190	OTH;NATURAL GUM,RESIN & BALSAM	39140	88519	28863	66115
130212	SAP AND EXTRACTS OF LIQUORICE				367
130213	SAP AND EXTRACTS OF HOPS	113	113		
130219	OTH SAPS & EXTRACT OTH VEG SAP	25248	94959	24674	102813
130220	PECTIC SUBSTANCES,PECTINATES	4793	36967	917	12049
130231	AGAR-AGAR	5072	10011		19388
130232	MUCILAGES&THICKENERS,LOC SEED	11222	49658	6219	25019
130239	OTHER MUCILAGES AND THICKENERS	20070	71803	67341	103429
140110	BAMBOOS	2537	6454	746	3825
140120	RATTANS	7269	18127	6407	19570
140190	OTH VEG MATERIAL USED PLAITING		202		
140490	TENDU LEAVES(BIDI LEAVES)	269208	709497	242709	645569
150190	POULTRY FAT OTH THAN H-02.09	1935	3780		4380
150210	TALLOW (OTHER THAN OF H-15.03)	90245	426647	245170	550380
150410	FISH-LIVER OILS THEIR FRACTION			1373	1622
150420	FATS OILS THEIR FRACT OF FISH		1		
150500	WOOL GREASE,CRUDE,FETTY SUBS	11663	27567	3262	12169
150600	OTH ANIMAL FATS AND OILS/FRACT		716		1715
150710	SOYABEAN OIL & ITS FRACT CRUDE	2421690	3797403	1115094	3194848

Contd.

## 10.11 Imports by Economic Categories (Detail)

(In Thousand Rupees)

ITEMS	SEPTEMBER, 2015	FROM JULY, 2015	SEPTEMBER, 2014	FROM JULY, 2014
150790 OTH SOYABEAN OIL & IT FRACTION	29	20891	3952	46100
150890 OTH GROUND NUT OIL & ITS FRACT	885	2012	123	779
150910 OLIVE OIL & ITS FRACT (VIRGIN)	12705	51808	6726	23841
150990 OTH OLIVE OIL & ITS FRACTIONS	56177	158927	37983	131495
151000 OTH OIL/FR,INCL BLENDS OF OIL		80		1757
151110 PALM OIL & ITS FRACTIONS CRUDE	896100	2404559	845018	1888857
151190 OTH PALM OIL & ITS FRACTIONS	15920085	42633227	17773718	46543857
151219 OTH SUNFLOWER SEE&SAFLOWER OIL	5815	12243	15012	22514
151311 COCONUT OIL,ITS FRACTION CRUDE		25459	29319	38534
151319 OTH COCONUT OIL,ITS FRACTIONS	60571	181223	46666	136770
151329 OTH PALM KERNEL/BABASSU OIL	92430	278553	142520	300121
151499 OTH RAPE SEED OIL ITS FRACTION		400		
151519 OTH LINSEED OIL & ITS FRACTION	418	418	341	341
151529 OTH MAIZE OIL & ITS FRACTIONS	6514	14628	2341	10507
151530 CASTOR OIL AND ITS FRACTIONS	3522	3651	591	591
151550 SESAME OIL & ITS FRACTIONS	208	767	197	650
151590 OTH FIXED VEGETABLE OILS/FRACT	461	1762	1823	4946
151620 VEG FATS/OILS AND ITS FRACTION	218828	449024	165795	415447
151710 MARGARINE,EXCL LIQUID MARGARIN	40775	66199	12467	36433
151790 OTH MARGARIN,EDIB MIX/PREP ETC	101336	317758	97984	222698
151800 ANIMAL/VEG FAT/OILOXIDISE ETC	18706	49631	4063	26479
152000 GLYSEROL,CRUDE WATER & LYES			4494	5801
152110 VEG WAX WHETHER OR NOT REFINED	4600	9434	505	1200
152190 OTH BEES WAXES,OTH INSECT WAX	11871	24975	7744	18263
152200 DEGRAS,RESIDUES ANIM/VEG WAXES	933	3632	1513	7110
160100 SAUSE,PROD MEAT-FOOD PREP OFFL	217	798	291	1462
220720 ETHYL ALCOHOL/OTH SPIRITS DEN				48
240120 TOBACO-WHOLY/PARTLY STE/STRIP	104576	298859	100603	325256
240130 TOBACCO REFUSE		26	405	755
251010 AAT,C/PHOS,ALUM/C/PHOS&PH/CUG	953086	2096152	286456	286456
270810 PITCH	113	113		
270900 PETROLEUM OILS FROM BITUMINOUS	25534221	89687973	61471770	149369085
271019 KEROSENE,INCL KER.TY. JET FUEL	26387258	82645521	60058686	176024049
271020 PETROLEUM OILS(OTH THAN CRUDE)			4480	4480
271099 OTH WASTE OILS	349	1568	470	1247
271111 NATURAL GAS,LIQUIFIED	5292103	13241614		
271112 PROPANE, LIQUIFIED	1271	10334	5664	14583
271113 BUTANES, LIQUIFIED				356
271114 ETHYLENE,PROPYLENE,BUTYLENE			335	54746
271119 OTH GAS HYDROCARBONS LIQUIFIED	1795093	3309739	354309	581679
271121 NATURAL GAS,IN GASEOUS STATE			169	169
271290 OTH PETROLEUM WAX ETC	17338	37705	96357	167531
271311 PETROLEUM COKE;NOT CALCINED	9137	155863		207681
271312 PETROLEUM COKE; CALCINED	3276	24462	5136	7155
271320 PETROLEUM BITUMEN	242154	965519	50358	241951
271490 OTH BITUMEN & ASPHALT NATURAL.	6295	11659	2686	7473
290110 SATURATED ACYCLIC HYDROCARBONS	1056	4036	704	5302
290121 UNSATURATED ETHYLENE.	362080	1930404	771500	2843371
290129 OTH UNSATURATE ACYLIC HYDCARBN		1237	362	2600
290211 CYCLOHEXANE		13		124
290219 OTH CYCLANES/CYCLOTERPENES	21914	74482	26115	67470
290220 BENZENE, PURE				38
290230 TOLUENE, PURE	50683	163470	53005	173313
290241 O-XYLENE	108569	454787	254525	750383

Contd.

## 10.11 Imports by Economic Categories (Detail)

(In Thousand Rupees)

ITEMS	SEPTEMBER, 2015	FROM JULY, 2015	SEPTEMBER, 2014	FROM JULY, 2014
290242 M-XYLENE				84
290243 P-XYLENE	2227156	6622039	4169453	11705856
290244 MIXED XYLENE ISOMERS	17112	40515		10641
290250 STYRENE	92740	1037039	530454	1621586
290290 OTH CYCLEC HYDROCARBONS	7819	57294	43303	89453
290311 CHLOROMETHANE,& CHLOROETHANE		3427		
290312 DICHLOROMETHANE(METHYLEN CHLRD	51471	170643	35998	78864
290313 CHOLOROFORM(TRICHLOROMETHANE)	55229	134334	20847	68906
290315 ETHYLENE DICHLORIDE(1,2-DI CH)	247955	607927	411432	411432
290319 OTH SATAR DERIV ACYCL HYDCARB	5515	17080	2996	8481
290322 UNSATURATED TRICHLOROETHYLENE	13004	41436	52382	115775
290323 UNSATURATE TETRACHLOROETYLENE	7352	39314	2002	24573
290339 OTH FLUORINATED,BRO DERIVATIES	16162	225415	19160	204329
290371 CHLORODIFLUOROMETHANE	4010	20467	2226	41399
290373 DICHLOROFLUROETHANES		3249		10467
290377 PENTACHLOROFLURO METHANE		2075	461	2360
290379 OTH CHLORODIFLUOROMETHANE	28049	168528	42890	161279
290391 CHLOROENZENE,O-DI/P-DI CHLORO	209	6951	12	3146
290399 OTH HALOGENATED DERIV H.CARBON	2296	6445	10554	13613
290410 DERIV SULPHO GRP IT SALT/EYHYL	8224	23675	9584	26399
290420 DERIVAT ONLY NITRO/NITRO GROUP		4310	2528	16833
290490 OTH,SUPHO,NITRAT NITROS H'CARB	2676	5296	3971	10702
290511 SATURAT METHANOL(METHYL ALCHL)	245631	740652	328640	778818
290512 PROPYL/ISOPROPYL ALCOHOL	95163	373656	156705	406370
290513 SATUR BUTAN-I-01(N-BUTYLALVHL	9612	28456	5486	11748
290514 OTHER SATURATED BUTANOLS	26356	63177	27358	69329
290516 SATUR OCTANOL/ISOMERS THEREOF	220375	785180	309886	692033
290517 DODECAN-1-01HEXADECAN/OCTADEC	9753	20763	3261	11571
290519 SATUR MONOHYDRIC ALCOHOLS	65	5354	1677	14050
290522 UNSATUR ACYCLIC TERPENE ALCOHL		8040	4573	21572
290529 OTH UNSATUR MONOHYDRIC ALCOHOL		3481	1380	2707
290531 ETHYLENE GLYCOL(ETHANEDIOL)MEG	1450215	5175714	2400554	5427949
290532 PROPYLEN GLYCOL(PROPAN-1,2-DIO	92317	284490	93462	331573
290539 OTHER, DIOLS	40283	47039	8240	10117
290541 2-ETHYL-2(HYDROXYMETHLY-PROPAN	542	6267	1106	9201
290542 PENTAERYTHRITOL	41721	155363	62449	136361
290543 MANNITOL	10513	32231	11719	39324
290544 D-GLUCITOL (SORBITOL)	1268	3742	1652	3865
290545 GLYCEROL	25326	88887	69468	163059
290549 OTHER,POLUHYDRIC ALCOHOLS	1909	4235	338	7091
290559 OTHER HALOGENATED, SULPHONATED		830	2257	4236
290611 MENTHOL	15585	20124	32173	67130
290612 CYCLOEXANOL,METHYL/DIMETHYL	473	940		
290613 STEROLS AND INOSITOLS	1732	3436	2589	7912
290619 OTH,CYCLANIC,CYCLENIC CYCLOTER	6869	26517	12643	27454
290621 BENZYL ALCOHOL	7343	9705	6319	18792
290629 OTH,AROMATIC CYCLIC ALCH HALOG	2220	8018	4730	11103
290711 PHENOL(HYDROXYBENZENE)IT SALT	20298	136383	11475	105714
290712 CRESOLS AND THEIR SALTS	2409	2569	17	1778
290713 OCTYLPHENOL,NONYLPHENOL/ISOMER			304	2256
290715 NAPTHOLS & THEIR SALTS	3256	3271	2750	3990
290719 OTHER MONOPHENOLS	9885	10386	2201	4774
290721 RESORCINAL AND ITS SALTS	368	8227		883
290722 HYDROQUINONE (QUINOL)ITS SALT	7879	8782	1029	1654

Contd.

## 10.11 Imports by Economic Categories (Detail)

(In Thousand Rupees)

ITEMS	SEPTEMBER, 2015	FROM JULY, 2015	SEPTEMBER, 2014	FROM JULY, 2014
290723 4,4-ISOPROPYLDENEDIPHENOL/SALT	10320	16787	9284	17526
290729 OTHER, POLYPHENOLS	8824	18856	7753	19612
290819 OTH DERI CON ONL HALOGEN SUBST	1452	5546	3418	7456
290891 DINOSEB (ISO)AND ITS SALTS				81
291511 FORMIC ACID	30220	76449	12513	68824
291512 SALTS OF FORMIC ACID	18710	106013	51265	169294
291513 ESTERS OF FORMIC ACID		1088	746	746
291521 ACETIC ACID	219368	705365	74681	556193
291524 ACETIC ANHYDRIDE		38		
291529 OTH,ACETIC ACIDE & ITS SALTS	2344	18090	3598	25848
291531 ETHYL ACETATE	4016	7847	5221	14445
291532 VINYL ACETATE	133492	426908	249459	456190
291533 N-BUTYL ACETATE	2323	4121		
291539 OTHER,ESTERS OF ACETIC ACID	46043	192365	117918	402677
291540 MONO/DI/TRICHLOROACETIC ACID-S		1601	38	917
291550 PROPIONIC ACID,ITS SALT/ESTERS	2554	8525	5507	32603
291560 BUTYRIC/VALERIC ACID/SALT/ESTR	32866	79256	11070	64212
291570 STEARIC ACID	20652	42433	16761	57558
291590 OTH SAT ACYCLIC MONOCARBOXYLIC	103531	318434	109877	222999
291611 UNSATU ACRYLIC ACID/ITS SALTS	14712	60611	18062	58612
291612 UNSATURATE ESTER ACRYLIC ACID	156795	430688	174040	557514
291613 UNSATU METHACRYLIC ACID/SALTS	957	2929	1320	4125
291614 UNSATU ESTER,METHARYLIC ACID	38776	183575	74490	147672
291615 OLEIC,LINOLEIC/LINOLENIC ACID	1143	5154	111	2789
291619 OTH UNSAT ACYLIC M/CARBOX ACID	8540	29429	12625	34742
291620 CYC-LANIC,LENIC LOTEPHENI ACID	11614	25706	7945	29801
291631 BENZOIC ACID,ITS SALTS/ESTERS	14879	72970	28798	97738
291632 BENZOYL PEROXIDE/BENZYL CHLRID	2458	10118	6011	6027
291634 PHENYLACETIC ACID & ITS SALTS	33	90	570	1041
291639 OTH,ARMATIC MONOCARBOXYIC ACID	82996	439248	57743	211436
291711 OXALIC ACID/ITS SALTS/ESTERS	15678	43113	3271	37415
291712 ADIPIC ACID,ITS SALTS/ESTERS	30383	150694	30803	90667
291713 AZELAIC/SEBACIC ACID/SALT/ESTR		5283		5141
291714 MALEIC ANHYDRIDE	10922	51502	26918	58604
291719 OTH ACYCLIC POLYCARBOXYL ACID	3938	21704	2458	12361
291720 CYC-LANIC,LENIC LOTERPENC ACID	5511	8176	3192	6320
291732 DIOCTYL ORTHOPHTHALATES		4277		
291733 DINONY/DIDECYL ORTHOPHALATES	3578	4141		
291734 OTH ESTERS ORTHOPHTHALIC ACID	17180	41842	22214	32849
291735 PHTHALIC ANHYDRIDE	40462	120303	59295	169884
291736 TERPHTHALIC ACID AND ITS SALTS	69086	1252987	350694	753502
291739 OTH POLYCARBOXYLIC ACIDS/DERIV	8869	53427	67970	142161
291811 LACTIC ACID,ITS SALTS/ESTERS	28199	48296	11963	44143
291812 TARTARIC ACID	13252	27005	2651	15773
291813 SALT & ESTER OF TARTARIC ACID	54	197		119
291814 CITRIC ACID	82064	324533	86948	359635
291815 SALTS & ESTER OF CITRIC ACID	30795	73371	23008	69603
291816 GLUCONIC ACID,SALTS & ESTERS	37215	147708	60500	149415
291819 OTH CARBOXYLIC ACID W/ALCOHOL	4825	37873	122	19459
291821 SALICYLIC ACID AND ITS SALTS	4206	7196	2833	7786
291822 O-ACETYLSALIC ACID/SALT/ESTER	7317	22512	17051	33937
291823 OTH ESTER,SALICYLIC ACID/SALTS		1289	2521	3071
291829 OTH CARBOXYLIC ACID+PHENOL FUN	7606	44141	15763	30443
291830 CARBOXYLIC ACID+ALDEHYDE/KETON	14438	23607	15500	29541

Contd.

## 10.11 Imports by Economic Categories (Detail)

(In Thousand Rupees)

ITEMS		SEPTEMBER, 2015	FROM JULY, 2015	SEPTEMBER, 2014	FROM JULY, 2014
291891	2,4,5-T(ISO)(2,4,5-TRICHLOROPH		3293	1317	2620
292990	OTH COMP WITH OTH NITROGN FUNC	16133	60992	17955	63389
293020	THIOCARBAMATE/DITHIOCARBAMATES	75163	350006	49270	529410
293030	THIURAM MONO-,DI-,TETRASULPHID			373	613
293040	METHIONINE	842266	2111594	231075	959483
293090	OTHER ORGANO-SULPHUR COMPOUNDS	87925	300224	9441	37083
293110	TETRAMETHYL LEAD&T-ETHYL LEAD	3345	11392	3774	7629
293120	TRIBUTYLTIN COMPOUNDS	684	684		
293190	OTH O-ALKYL&(O-2-(DIALKYL,COMP	70876	276894	58187	169394
293211	TETRAHYDROFURAN		371		288
293212	2-FURALDEHYDE (FURFURALDEHYDE)		2		
293213	FURFURYL ALCOH/TETRAHYDRFURFYL		426		
293219	OTH COMP UNFUSED FURAN RING	3279	14541	7650	23427
293220	LACTONES	10738	38236	12055	38911
293299	OTH HETEROCYCLIC COMP W/OXYGEN	42618	217468	95898	289495
293311	PHENAZONE & ITS DERIVATIVE	3739	6908	4408	6918
293319	OTH COMP UNFUSE PYRAZOLE RING	3536	56814	4866	13782
293321	HYDANTOIN AND ITS DERIVATIVES	2524	5716	518	3406
293329	OTH COMP UNFUSE IMIDAZOLE RING	110131	352079	117221	293588
293331	PYRIDINE AND ITS SALTS	1059	1210		1365
293333	ALFENTANIAL(INN)(ANILERIDINE)	10161	36567	59222	172716
293339	OTH COMP UNFUSE PYRIDINE RING	293651	776725	293568	668655
293349	OTH COMP QUINOLIN/ISO-QUINOLIN	174210	355125	234188	453259
293353	ALLOBARBITAL(INN)(AMBARBITAL)	177	1759		1288
293354	OTH DERIVATIVES OF MALONYLUREA	738	738		
293359	OTH COMP PYRIMIDINE/PIPER RING	161246	800021	247487	616178
293361	MALAMINE	33911	109980	47755	119240
293369	OTH COMP UNFUSE TRIAZINE RING	13402	44781	11912	90453
293371	6-HEXANELACTAM(EPSILON-CAPROL)			1415	2265
293379	OTHER LACTAMS	66879	143179	42157	169319
293391	ALPRAZOLAM(INN) CAMAZEPAM(INN)	674	17698	425	12564
293399	OTHER HETROCYCLIC COPMOUNDS	169162	470638	334529	785523
293410	COMP UNFUSE THIAZOLE RING	29043	74530	15339	60907
293420	COMP BENZOTHAZOLE RING SYSTEM	3363	15986	15960	31996
293430	COMP PHENOTHIAZINE RING SYSTEM	3416	6127	3035	7826
293491	AMINOREX(INN),BORTIZOLAM(INN)	170	170	4114	6756
293499	OTHER NUCLEIC ACIDS&SALTS	594942	1640134	453314	1307083
293999	OTH VEGETABLE ALKALOIDS NATURL	35747	98359	22391	72722
294190	OTHER ANTIBIOTICS.	453443	1469304	477859	1496306
310100	ANIMAL/VEG FERTILIZER/PRODUCTS	9288	58521	2296	42730
310210	UREA,WHET OR NOT AQUEOUS SOLUT	1565150	1570087	121	4436
310221	AMMONIUM SULPHATE	166725	416229	66980	192222
310229	MIX AMMONIUM SULPHATE/NITRATE		476		73252
310230	AMMONIUM NITRAT,WHET/NOT AQUES	6172	25554	52719	105763
310250	SODIUM NITRATE	73	20441	15341	31989
310280	MIXT UREA/AMMONIUM NITRAT SOLU	3307170	6427005		
310290	OTH,MIN/CHEM NETROG FERTILZER	4030	24751	4598	25389
310310	SUPER-PHOSPHATES		99903		33412
310390	OTH,MIN/CHEM FERTILIZE PHOSPHT				35
310420	POTASSIUM CHLORIDE	105408	258496	172785	229206
310430	POTASSIUM SULPHATE	356302	761634	130472	326550
310490	OTH,MIN/CHEM FERTILIZE POTASIC	40429	247436	110459	259137
310510	MIN/CHEM FERTILIZER >10KG	53	101	26	2294
310520	MIN/CHEM FERTZ ELEM NIT/PHO/PT	10558	96902	20719	83552

Contd.

## 10.11 Imports by Economic Categories (Detail)

(In Thousand Rupees)

ITEMS	SEPTEMBER, 2015	FROM JULY, 2015	SEPTEMBER, 2014	FROM JULY, 2014
310530 DIAMMONIUM HYDROG ORTHO-PHOSPH	6522742	16226109	9407617	19045825
310540 AMMONIUM DIHYDROGEN ORTHO-PHOS	4703	11720	372	17749
310551 CHEM FERTZ CON NITRAT/PHOS		1863		366
310559 OTH MIN/CHEM FERTZ NITRAT/PHOS	35291	359441	5122	17739
310560 MIN/CHEM FERTZ ELEM PHOS/POTAS	731	953		3147
310590 OTH MINER/CHEMICAL FERTILIZER	3807	52713	12341	56320
320110 QUEBRACHO EXTRACT	4373	14509	16543	39818
320120 WATTLE EXTRACT	18463	88973	23630	149724
320190 OTH TANNING/EXTRACT VEG/GAMBER	34599	107707	41872	123139
320210 SYN ORGANIC TANNING SUBSTANCE	97281	362601	145440	446099
320290 OTH,INORGANIC TANNING SUBSTANCE	83932	214436	67385	246125
320300 COLOUR MATTER,VEG/ANIMAL	3257	12358	2900	14689
320411 DISPERSE DYES/PREP BASE THEROF	148636	505287	185118	530998
320412 ACID DYES PREMETALISE/PREP/DYE	79443	294666	101993	483175
320413 BASIC DYES/PREP BASE THEREON	58479	168257	44826	222563
320414 DIRECT DYES/PREP BASE THEREON	34565	94512	47328	104289
320415 VAT DYES INCL PIGMENT/PREPARAT	208740	832464	218794	732116
320416 REACTIVE DYES PREP BASE THREON	723838	1989944	772070	2700516
320417 PIGMENT PREP BASE THEREON	290486	748811	213521	643545
320419 OTH SYN ORGN COLOURING MATTER	115168	374200	83166	321602
320420 SYN ORGN PROD USE FLUORESCENT	42884	156555	41473	163825
320490 OTH,SYN ORGN COLOURING MATTER	2037	8011	777	8519
320500 COLOUR LAKES,PREP AS SPECIFIED	13000	62239	17143	43047
320611 PIGMENT PREP TITANIUM DIOXIDE	406255	1497213	424821	1483146
320619 OTH,PIGMENT/PREP TITANIUM DIOX	5947	30226	12672	30264
320620 PIGMENT/PREP,CHROMIUM COMPOUND	30056	53859	9410	27610
320641 ULTRAMARINE/PEP BASE THEREON	3043	10174	7534	13615
320642 LITHOPONE/OTH PIGMENT/ZINC SUL	1982	6500	304	8785
320649 OTH,COLOURING MATTER PREPARATN	45479	151243	56824	156840
320650 INORGANIC PRO USE LUMINOPHORES	59	416		
320710 PREP PIGMENT/OPACIFIER/COLOURS	8232	40153	24177	57413
320720 VITRIFIABLE ENAMEL/GLAZE/ENGOB	2984	7184	2229	16969
320730 LIQUID LUSTER/SIMILAR PREPARAT	159	2783		2318
320740 GLASS FRIT/POWDER GRANULE/FLAK	62987	205447	77018	222474
320810 PAINT/VARNISH BASE ON POLYSTER	24110	52705	11403	58022
320820 PAINT/VARNISH,ACRY/VINYL POLYM	33496	114508	19759	66383
320890 OTH PAINT BASED ON POLYAMIDES	185096	453760	153735	434829
320910 PAINT/VARNISH ACRY/VINYL POLYM	9202	26825	2717	15955
320990 PAINT/VARNISH,SYN POLYMER/AQS	14883	39110	25153	58869
321000 OTH PAINT & VARNISH FOR LEATHE	11800	39905	22320	60892
321100 PREPARED DRIERS.	11818	37740	16835	36011
321210 STAMPING FOILS	16868	58369	28061	77607
321290 OTH,PIGMENT DISPERSE NON AQUOS	22685	58799	19636	47868
321310 COLOURS IN SETS	4430	11670	3675	13250
321390 OTH COLOUR ARTIST/PAINTERS	186	248	4125	5037
321410 GLAZIERS/GRAFTING PUTTY,RESIN	28035	82693	38940	93267
321490 NON-REFRACTORY SURFACING PREP	33558	126852	32298	89900
321511 ROLLING COATING PRINT INK BLK	38327	124279	44867	108372
340290 OTH ORG SURFAC ACT,WASH/CLEAN	127063	423577	154066	339062
340311 PREP TEXTILE/LEATHER/OIL MATRL	17815	106606	33971	111277
340319 LUBRICAT PREP CONT PET/MIN OIL	131721	355571	55097	316741
340391 OTH,PREP TEXT/LEATHER/FURSK ML	123912	523896	175698	579262
340399 OTH LUBRICAT PREP OIL/GREASE	66381	180022	48495	153478
340420 ART/PREP WAXES,POLYETHEL GLYCL	33276	74927	14147	56985

Contd.

## 10.11 Imports by Economic Categories (Detail)

(In Thousand Rupees)

ITEMS	SEPTEMBER, 2015	FROM JULY, 2015	SEPTEMBER, 2014	FROM JULY, 2014
340600 CANDLES,TAPERS AND THE LIKE	3397	5926	5057	12745
340700 MODELING PASTE ETC RETAIL SALE	7149	23491	1661	15547
350110 CASEIN	872	3988	2342	5467
350220 MILK ALBUMIN,INCL WHEY PROTEIN	8	8		
350290 OTH ALBUMIN O/T EGG ALBUMIN	41	51		
350300 GELATIN&GELATIN DERIVATIVE	1185	5094	12208	28259
350400 PEPTONEDERV,PROTEIN SUBSTANCE	2790	17104	1213	23344
350510 DEXTRIN,OTH MODIFIED STARCHES	50768	127245	43157	142806
350520 GLUES	4878	20474	5202	32121
350610 PROD SUITABLE USE GLUE/ADHESIV	24982	67533	13602	52921
350691 ADHESIVE/RUBBER/PLASTIC/RESIN	129856	374160	103452	338011
350699 OTH PREP GLUE/ADHESIVE	9127	32282	12411	29780
350710 RENNET AND CONCENTRATE THEREOF		187	25	744
360690 OTH FERRO CERIUM/OTH PYROPHORC		9	66	363
370110 X-RAY FILM,PLATE IN FLAT UNEXP	102696	301007	116657	304424
370120 INSTANT PRINT FILM UNEXPOSED		26	69	163
370130 OTH UNEXPOSED PLATE>255MM	77283	198104	27513	189785
370191 O.PL/FILM-COLOUR PHOTOGRAPHY		31		76
370199 OTH PHOTOGRAP/PLAT/FILM/UNEXPS		599		797
370210 PHOT-FILM ROLL UNEXPOSE,X-RAY	1379	1379		87
370231 OTH PHOT/FILM ROLL<105MM				272
370239 OTH PHOT FILM ROLL ST/UNEXPOSE	1088	1088		51
370243 PHOT FILM W>610MM,L<200M	8512	19162	8057	24500
370244 PHOT FILMW>105MM BUT<610MM	41895	162261	46119	166967
370310 PHOT PAPER/BOARD/TEXT W>610MM		836	957	957
370320 PHOT PAPER/BOARD/TEXT UNEX/COL	72	3812	5412	11217
370390 OTH PHOT PAPER/BOARD TEXT UNEX	13334	31469	8147	24705
370400 PHOT PLAT/FILM PAPER/BOARD EXP	159	1011	327	1992
370510 PHOT PLAT/FILM FOR OFFSET REP		286		
370590 OTH PHOT PLAT/FILM		131	35	35
370610 CINEMAGRAPHIC FILM EXPO/DEVEL		161	773	2715
370690 OTH CINEMA FILM EXPOSE DEVELOP	763	1854	694	1935
370710 SENSITISING EMULSIONS	15262	29434	6485	28553
370790 OTH CHEM PREP,PHOTOGRAPHIC USE	18523	54866	11606	44482
380110 ARTIFICIAL GRAPHITE	1183	7102	4586	19805
380120 COLOIDAL/SEMI COLOIDL GRAPHITE	5	276		3206
380130 CARBONEOUS PASTE ELECTRODE		631	2889	2970
380190 OTH,PREP GRAPHITE O/T CARBON		5577	951	3997
380210 ACTIVATED CARBON	23729	57973	16263	39789
380290 OTH ACT CARBON/NAT MINER PROD	19734	50240	6853	22522
380300 TALL OIL WHETHER/NOT REFINED				464
380400 RESIDUAL LYE FROM WOOD PULP NS	20553	55834	19928	55993
380510 GUM,WOOD,SULPHAT TURPENTIN OIL	1046	2467		
380590 OTH TERPENIC OIL CONIFER WOOD	9738	22447	8142	20671
380610 ROSIN AND ROSIN ACIDS	91736	247590	100730	370623
380620 SALT OF ROSIN/RESIN ACIDS DERV	12996	12996	7073	7073
380630 ESTERS GUMS	11743	26392	13486	35641
380690 OTH,ROSIN,SPIRIT,OIL,RUN GUMS	4447	14435	7184	30485
380850 INSECTICIDE/RODENTICIDE/ETC	910	5675	74	221
380891 OTHER INSECTICIDES	387932	2342243	345166	1540258
380892 FUNGICIDES	186434	829583	142459	746143
380893 HERBICID,ANTISPROUTING PRODUCT	754413	1624612	345980	794653
380894 DISINFECTANTS	21312	55170	29203	78427
380899 PLANT-GROWTH REGULATORS R.O-71	11413	24650	8719	38997

Contd.



## 10.11 Imports by Economic Categories (Detail)

(In Thousand Rupees)

ITEMS	SEPTEMBER, 2015	FROM JULY, 2015	SEPTEMBER, 2014	FROM JULY, 2014
380910 FINISHING AGENT AMYLACOUS SUBS			568	4874
380991 OTH FINISHING AGENT ETC TX ETC	254694	764797	245215	792179
380992 OTH FINISHING AGENT DYE CARIER	20057	78273	28602	80731
380993 OTH FINISHING AGENT DYE CARIER	51800	199928	104215	282334
381010 PICKLING PREP METAL SURFACE	32388	82128	28429	115249
381090 OTH PREP FOR METAL SURFACE	51813	132773	56027	94044
381119 OTHER,ANTI-KNOCK PREPARATIONS	223	6202	3638	8282
381121 ADD LUBRICATE,PET OIL BIT MINE	466775	1155370	422754	1411259
381129 OTH ADDITIVE LUBRICATING OIL	204223	396189	257035	592346
381190 OTH PREP ADDITIVE FOR LIQU USE	204152	682831	259065	611186
381210 PREPARED RUBBER ACCELERATORS	28535	64266	28215	43116
381220 COMPOUND PLASTICIZER RUB PL	1223	1574	3154	5658
381230 ANTI-OXIDISING PREPAR & COMPOU	98747	361875	84067	207021
381300 PREP/CHARG FIRE-EXTINGUISHERS	1623	10617	233	14982
381400 ORGAN COMP SOLVENT/THINNER NES	57125	70768	35692	94194
381511 SUPORTED CATALYST WITH NI/COMP	63395	86146	14210	24455
381512 SUPORTED CATALYST WITH PR/METL		2246		5907
381519 OTHER,SUPPORTED CATALYSTS	81547	114286	37231	78719
381600 REFRACTORY CEMENT,MORTARS,CONS	57233	169789	48084	111244
381700 MIXE ALKYL-BENZEN&MIX AL-NAPHT	402165	1314673	747461	1801750
381800 CHEM ELEMENT/COMP DOP-ELECTRON	872	1120		
381900 HYDRALIC BRAKE FLUIDS/LIQUIDS	19239	43900	4104	21819
382000 ANTI-FREEZING PREP/DEICE FLUID	18961	55973	15861	43904
382100 PREP CULTURE MEDIA MICRO-ORGAN	8748	20145	3579	14331
382200 DIAGNOSTIC/LAB REAGENTS/PR-DIA	520390	1434263	511352	1373380
382311 STEARIC ACID	25859	51177	18487	50961
382312 OLEIC (OLIVE) ACID	3259	7311	1226	9175
382313 TALL OIL FATTY ACIDS	3204	12997	741	4253
382319 OTH INDUS MONOCARBOXYLIC F.ACI	227412	676545	248086	881557
382370 INDUSTRIAL FATTY ALCOHOLS	11596	42828	4592	28751
382410 PREP BINDER FOUNDRY MOUL CORES	10281	30231	6962	22130
382440 PREPARED ADDITIVES FOR CEMENT	39442	93671	24264	64432
382450 NON-REFRACTORY MORTAR CONCRETE	4415	7008	1756	7856
382460 SORBITOL OTH SUB-H-NO.2905.44	64010	147097	39592	124941
382475 MIX CON CARBON TETRACHLORIDE			2	2
382478 CON (PFCs)/(HFCs)BUT NOT(CFCs)	4558	6167		7958
382479 OTH MIX CON HALOGE DER OF METH	2561	34253	19949	39247
382490 OTH,CHEMICAL PRODUCT/PREPARA	1277696	3871674	1307716	4159010
382590 OTH RESIDUAL OF CEHM.INDUSTRY	696	3593	67	67
382600 BIODIESE&MIXTURE 70%WT-PET-OIL	33	33		
390110 POLYETHYLENE SP GRAVITY<0.94	2346238	7212408	2619189	8446646
390120 POLYETHYLENE SP.GRAVITY>0.94	2058961	6268438	1503526	6719506
390130 ETHYLENE-VINYL ACETATE COPLMER	97994	387481	231221	623818
390190 OTH POLYMER OF ETHYLENE P.FORM	205851	589201	201030	534606
390210 POLYPROPYLENE	2702788	9412966	3133248	11062660
390220 POLYISOBUTYLENE	93	15255	4698	14634
390230 PROPYLENE COPOLYMERS	902650	2899834	980717	3046818
390290 OTHER OLEFINS IN PRIMARY FORMS	34536	76489	40214	82090
390311 POLYSTYRENE EXPANSIBLE	11077	20182	9388	25388
390319 OTHER POLYSTYRENE	21868	82350	61619	199094
390320 STYRENE-ACRYLONITRILE COPOLYMR	28219	51860	32234	80683
390330 ACRYLONITRILE-BUTADINE-STYRENE	171352	490150	129980	576588
390390 OTH POLYMERS OF STYRENE,P-FORM	15696	45733	15168	43071
390410 POLYVINYL CHLORIDE,UNMIX SUBST	321453	1397595	553964	1366278

Contd.

## 10.11 Imports by Economic Categories (Detail)

(In Thousand Rupees)

ITEMS	SEPTEMBER, 2015	FROM JULY, 2015	SEPTEMBER, 2014	FROM JULY, 2014
390421 OTH POLYVINYL CHLORIDE, NON-PLA	10325	13675	1797	14723
390422 OTH POLYVINYL CHLORIDE PLASTIC	9973	64203	23312	84241
390430 VINYL CHLORIDE VINYL ACETATE	4737	13862		9699
390440 OTH VINYL CHLORIDE COPOLYMERS	3352	21599	5722	13102
390461 POLYTETRALUOROETHYLENE		157		
390469 OTHER, FLUORO-POLYMERS		5210	1656	2016
390490 OTH POLYMERS OF VINYL CHLORIDE	2981	4762	3106	5577
390512 POLYVINYL ACETATE AQUE DISPERS	1572	17114		10355
390519 OTH POLYVINYL ACETATE (PVA)		7748	7489	9703
390521 VINYL ACETATE COPOLYMERS AQUEO	46256	161771	37824	102224
390529 OTH VINYL ACETATE COPOLYMERS	10365	42486	19476	51386
390530 POLYVINYL ALCOHOL W/N CON UNHY	132803	630052	110853	502194
390591 COPOLYMERS		6214	3277	3277
390599 POLYMERS OF OTHER VINYL ESTERS	34119	97283	41003	96290
390610 POLYMETHYL METHACRYLATE	19992	44914	12351	35422
390690 OTHER, ACRYLIC POLYMERS P/FORMS	363477	1024732	257807	951098
390710 POLYACETALS	10664	37096	18597	43603
390720 OTHER POLYETHERS	588679	1952725	695720	2462268
390730 EPOXIDE RESINS	94829	236174	76482	195365
390740 POLYCARBONATES	98516	334400	69529	243580
390750 ALKYD RESINS	25756	129894	47335	127945
390760 POLYETHYLENE TEREPHTHACATE (PET)	638234	1489081	392051	998439
390770 POLY(LACTIC ACID)	4034	12185	12119	16303
390791 OTHER POLYESTERS, UNSATURATED	6056	11951	2306	4667
390799 OTH POLYESTERS IN PRIMARY FORMS	29719	117801	38465	82472
390810 POLYAMIDE-6,-11,-12,-6,6,-6,10	13441	55917	5533	62603
390890 OTH POLYAMIDE IN PRIMAR FORM	28622	101017	40419	116574
390910 UREA RESINS, THIOUREA RESINS	1317	3329	5179	13356
390920 MALAMINE RESINS	19372	53076	15030	37863
390930 OTHER AMINO-RESINS	87	2129	377	664
390940 PHENOLIC RESINS	13974	64695	37347	78542
390950 POLYURETHANES	175011	644174	211161	679394
391000 SILICONES IN PRIMARY FORMS.	219970	881751	263188	776025
391110 PETROL/COUMARONE, INDENE RESINS	18589	60916	17041	38501
391190 OTH, POLYSULPHIDE, SULPHONE/PLAS	11850	34710	9803	36039
391211 CELLULOSE ACETATES, NON-PLASTI		583		
391212 CELLULOSE ACETATES, PLASTICISED	59	292		
391220 CELLULOSE NITRATES (INCL COLLO)	72234	191676	72058	222196
391231 CARBOXYMETHYL CELLULOSE & SALT	53084	363374	144347	513091
391239 OTHER CELLULOSE ETHERS	110804	384317	94332	320204
391290 OTH CELLULOSE & CHEM DERIVATIV	40120	156147	17595	95073
391310 ALGINIC ACID, ITS SALTS & ESTER	109577	334699	163439	515321
391390 OTH NATURAL POLYMERS/MODIFI	9181	81864	52275	136104
391400 ION-EXCHANGERS BASED ON POLYMR	15952	61477	19288	59740
391510 WASTE, ETC OF ETHLY/POLYM/PLAST	1807	2281	472	472
391520 WASTE, ETC OF STYRENE/POLY/PLAS				39859
391530 WASTE ETC OF VINYL-CHLORIDE/PL	11886	34156	91188	216409
391590 WASTE, ETC PLASTIC/PARING	12286	46456	59021	162975
391610 MONOFILAMENT D>1MM RD/ST/PROFI	2580	2580	8638	8899
391620 MONOFILAMENT D>1MM-PL PO VICHL	1809	12583	4347	18074
391690 OTH MONOFIL D>1MM PLASTIC-TOH	9400	36763	13663	35086
391710 ARTIFI GUTS OF HARDEN PROTEIN		398	43	456
391721 TUBE, PIPE HOSES, RIGID, OF POLYM	9230	22041	4481	19868
391722 TUBE, PIPE HOSES, POLYMER OF PRO	3876	28587	11893	13545

Contd.

## 10.11 Imports by Economic Categories (Detail)

(In Thousand Rupees)

ITEMS	SEPTEMBER, 2015	FROM JULY, 2015	SEPTEMBER, 2014	FROM JULY, 2014
391723 TUBE,PIPE ETC OF POLYMER VINYL	7941	28404	26019	51958
391729 TUBE,PIPE HOSE,RIGID,OTH PLAST	9682	189769	12208	23957
391731 FLEXIBLE TUBE,PIPE B-PRE27.6MP	9162	27868	26458	55928
391732 OTH,TUBE,PIPE HOSE W/OUT FITNG	681	3037	772	6778
391733 OTH TUBE,PIPE NOT REINFORCED	1938	36799	2780	3662
391739 OTHER TUBES,PIPES AND HOSES,	99086	256158	51888	137335
391890 FLOOR COVERING OF OTH PLASTICS	4411	27587	17092	37454
391910 SELF ADHESIVE PLAT,ETC W<20CM	80665	236759	92299	277053
391990 OTH,SELF-ADHESIV PLATE,W>20CM	242240	852082	232739	762439
392010 OTH PLATES,ETC PLASNON-CELULAR	126295	372791	133594	351239
392020 OTH PLATE,ETC PLAST NOT REINFO	126734	468187	103646	290299
392030 OTH PLATE,SHEET,ETC OF PLASTIC	47692	135170	36466	54758
392043 OTH PLATE,MAT OF VINYL CHLORID	38249	125631	28325	93595
392049 OTH PLAT,ETC VINYL CHLORID FLX	74179	254678	147495	354685
392051 OTH PLATE,ETC ACRYLIC POLYMERS	72	5915	1768	31465
392059 OTH PLAT,ETC OTH ACRYLPOLYEER	4057	18727	732	6260
392061 POLY CARBONATE IN PLATE, ETC	2553	9484	2516	3554
392062 OTH PLATE ETC POLY(ETH TEREPH)	18258	135461	8236	29645
392063 OTH PLATE ETC UNSAT-POLYSTERS	29868	46279	26592	60737
392069 OTH PLATES ETC OF OTH POLYESTR	9269	29394	7842	15415
392071 OTH PLAT ETC PLAS OF REG CELUL		2319	2414	3503
392091 OTH PLATETC PLAS OF PO BUTRAL	108	108	3061	3061
392092 OTH PLAT ETC-PLAS OF POLYAMIDE	3881	4401	18	4590
392094 OTH PLAT ETC-PLAS OF PHENORESIN	3509	3526	6225	11041
392099 OTH PLAT ETC-PLAS OF OTH PLAST	34632	114998	46825	133926
392111 PLATES ETC OF PLAS POLY/STYREN	3212	11561	637	2328
392112 PLAT ETC PLASTIC CEL P-VIN-CHL	83783	199422	23789	126500
392113 PLAT ETC PLA CEL OF POLUURETHA	51531	232675	84589	323136
392114 PLAT ETC PLA CEL OF REGERATED	2033	2033		4550
392119 FLAT SHET ETC PLA CEL OTH PLAS	14488	63684	43327	99349
392690 OTH, ARTICLES OF PLASTICS	275879	900877	373070	1082427
400110 NATURAL RUBBER LATEX	270366	574352	265813	711140
400121 SMOKED SHEETS	14355	159174	96796	295063
400122 TECH SPECIFIED NATURAL RUBBER	173418	632038	134355	509930
400129 OTHER NATURAL RUBBER	19323	42689	11261	42075
400211 STYRENE-BUTADIENE RUBBER LATEX	100745	294573	98708	332804
400219 STYREN BUTADIEN RUBER CARBXyla	236226	1040263	299348	802289
400220 BUTADIENE RUBBER (BR)	5011	47113	18036	71554
400231 ISOBUTENE-ISOPRENE RUBBER(IIR)	91962	424619	136651	270829
400239 OTH,HALO-ISOBUTENE-ISOPRENE RU	11697	32711	22255	47038
400241 CHLOROPRENE RUBBER LATEX (CR),		424		
400249 CHLOROPRENE RUBBER O/THAN LATX	64046	220401	22164	87057
400251 ACRYL BUTADIENE RUBBER LATEX	42	42		6
400259 ACRY BUTAD RUBBER O/THAN LATEX	42265	164962	39251	147765
400260 ISOPRENE RUBBER (IR)	463	463		
400270 ETHYL PROPLENE-NON-CONJUGATED	13614	53206	29470	53181
400291 OTH SYNTHETIC RUBBER FACTICE	1322	1322		144
400299 OTH SYN RUBBER FACTICE D/F OIL	24073	65226	14417	40655
400300 RECLAIMED RUBBER PRIMARY FORM	22933	67308	44663	115521
400400 WASTE,PAROMGS&SCRAP O/TH H-RUB	60425	200547	109838	300654
400510 COMP WITH CARBON BLACK OR SILI	16547	25505	24924	50155
400520 SOLUTION/DISPERS O/T H-4005.10	132	302		
400591 PLATE,SHEET STRIP UN-VUL RUBER	540	1854	1085	2654
400599 OTHER COMPOUNDED RUBBER	3242	51416	17318	67956

Contd.

## 10.11 Imports by Economic Categories (Detail)

(In Thousand Rupees)

ITEMS	SEPTEMBER, 2015	FROM JULY, 2015	SEPTEMBER, 2014	FROM JULY, 2014
400690 OTH FORM&ARTIC UNVULCAN RUBBER	347	3558	365	1472
400700 UNVULCA RUBBER THREAD & CORD	18674	54070	17650	56745
400811 PLATE,SHEET ETC CELLU VULC RUB	5388	28826	8053	21898
400819 RODS&OTH FORMS OF CEL.VULC RUB		6129	1003	5740
400821 PLAT,SHET N-CELU VULCANI RUBER	22060	83649	77449	211868
400829 RODS&OTH FORM OF N/CEL VUL RUB	2869	9558	16253	30429
400911 TUBE,PIPE OF RUBBER W/O.FITING	27096	98899	29240	80996
400912 TUBE,PIPE OF RUBER WITH FITING	6181	13687	1886	7860
400921 TUBE,PIPE OF RUB W/O.METL.FIT	1623	7068	2412	23701
400922 TUBE,PIPE OF RUB WITH METL.FIT	1051	2716	306	2905
400931 TUBE,PIPE RUB W/O TEX.METL.FIT	5941	19254	10193	25585
400932 TUBE,PIPE RUB W/TEX.METL.FIT	285	1931	1567	11208
400941 TUBE,PIPE RUB W/O OTH.METL.FIT	2672	11963	2172	12276
401700 HARD RUBER IN ALL FORMS/ARTICL	470	3716	1118	3174
410120 W.HID&SKIN BOV.WT8-10KG.UN.SPL		3924		4667
410150 WHOLE,HIDE/SK BOV ANI F>16 KG	28078	112159	81233	215530
410210 RAW SKINS OF SHEEP/LAMB W/WOOL	134592	406687	256839	917147
410221 RAW SK SHEP/LAM W-OUT WOOL PKD	21595	44004	61570	92571
410229 OTH RAW SK SHEP/LAM W/OUT WOOL		70112	17925	39666
410390 OTH,HID/SK FRE SALTED,DRIED,LA	59835	192417	123196	351977
410411 HIDE/SKIN FULL GRAIN UNSPLIT		2143		8998
410419 OTH HIDE,SKIN WET STATE	27063	66961	31472	54955
410441 HIDE,SKIN FULL GRAIN DRY STATE			23193	23193
410449 OTHER HIDES DRY STATE(CRUST)		1829	6300	10442
410510 WET BLUE LAMB,SHEEP SKIN	54319	181176	120101	345613
410530 SHEEP/LAMB SKIN NO WOOL CRUST	480	480		8177
410621 GOAT/KID SKIN WET BLUE	39336	95812	57859	170825
410622 GOAT/KID SKIN CRUST	3183	14649	4375	15292
410691 OTH WET BLUE SKINS				34
410711 WHOLE HIDE SKIN FULL GRAIN BOV		3434	3057	3057
410712 WHOLE HIDE/SKIN GRAIN SPLIT BV		7313	586	1919
410719 OTH WHOLE HIDE/SKIN BOV ANIMAL	83453	163470	88475	305374
410791 OTH HIDE INCL SIDES FULL GRAIN		200		36
410792 OTH HIDE INCL SIDE GRAIN SPLIT	663	4037	765	765
410799 OTH LEATHER FURTHER PREPARED	18594	58014	14240	39142
411200 PREPARED LEATHER SHEEP/LAMB	298	11585	1764	18478
411310 LEATHER PREP.AFTER TANN GOAT	2625	11948	36746	95378
411390 OTH LEA FURTHER PREP.AFTR TANE	9271	12854	4279	7877
411410 CHOMIS LEATHER				164
411420 PATENT LAMINATED METALIS LEATH	26	26	4929	5406
411510 COMP. LEATHER WITH BASIS LEATH	6391	28809	11716	61139
411520 PARINGS, OTH WASTE OF LEATHER	949	1465	234	669
430219 OTH,FURSKINS,WHOLE,W&W/OUT H&T		13954	472	9897
440110 FUEL WOOD,IN LOGS,BILLETS ETC				193
440310 WOOD TRET WITH PAINT,STAIN ETC		1792	6865	10292
440320 OTH,CONIFEROUS SPECIES ROUGH	11735	38942	10332	38352
440349 OTH,WOOD,NON-CONF SPECIES ROUG	47298	116353	32172	47918
440391 OTH WOOD OAK LOGS NON-CONFIFER		5386		
440399 WOOD OF OTHER NON-CONF SPECIES	114236	480486	59983	140122
440410 CONIFEROUS	1439	17648	4647	12981
440799 OTH WOOD NON-CONF.SPECIES	126671	396376	143316	481169
440810 CONIFEROUS SHEET FOR VENEERING	4685	21495	2130	20654
440831 VENEER/DARK RED MERANTI SHEETS		1521		
440839 OTH VENEER SHEET/TROPICAL WOOD	9752	17228	3279	13260

Contd.

## 10.11 Imports by Economic Categories (Detail)

(In Thousand Rupees)

ITEMS	SEPTEMBER, 2015	FROM JULY, 2015	SEPTEMBER, 2014	FROM JULY, 2014
440929 OTHER NON-CONIFEROUS WOOD	511	657		592
441011 PARTICLE BOARD OF WOOD	6708	24726	13469	51928
441012 ORENATED STRAND BOARB UN-WORKED		657	2389	3694
441019 OTH P-BOARD OF LIGNEOUS MATERI				34
441090 OTH P-BOARD NOT AGGLOM W-RESIN	343	1014	733	1691
441112 MEDIUM DENSITY BOARD (MDF)	131044	460154	118858	292538
441113 (MDF)THICKNESS 5MM TO 9MM	71534	131993	24448	89861
441114 (MDF)THICKNESS EXCEEDING - 9MM	112565	347008	121448	288397
441193 OTH (MDF)DENSITY 0.5-0.8g/cm3	86737	288285	85582	206714
441194 OTH (MDF)DENSITY NOT> 0.5g/cm3	808	1587		3038
441210 P-WOOD, VENEER PANELS OF BAMBOO				16
441232 OT P-W OUTER PLY NON-CONIFE-WD	32254	102278	23490	83692
441239 OTH PW CONSIST OF WD SHEET-6MM	6418	23230	13987	35660
441294 OTH BLOCKBOARD,LAMINATED&BATEN		1269		1160
441299 OTH PW CONSIST OF WOOD SHEET	440	1107	206	909
441400 WOODEN FRAMES FOR PAINTINGS	1574	3390	480	1911
441510 CASES,BOXES,CRATES,SIM/PACKING	341	3081	489	3326
441520 BOX PALLETS& OTHER LOAD BOARD	30	326	12495	12531
442190 OTHER,ARTICLES OF WOOD	4076	28073	23872	55864
450110 NATURAL CORK,RAW/SIMPLY PREPAR			293	2605
450190 WASTE CORK,CRUSHED,GRANULATED	566	1765	1550	2173
450310 CORKS AND STOPPERS		11		
450390 OTHER ARTICLE OF NATURAL CORK		515		50
450410 BLOCK PLATE SHEET,STRIP CORK	613	10494		5578
460290 OTH BASKET/WICKERWORK/LOOFAH	639	1887	659	1271
470100 MECHANICAL WOOD PULP	18655	111328	78519	204697
470200 CHEM WOODPULP,DISSOLVING GRADE	15477	22792	11633	26823
470311 CHEM WOODPULP UNBLECHED CONIFE	43552	247313	114099	283326
470321 CHEM WOODPULPSEMIBLEACH/BLEACH	276547	860665	261225	962022
470329 OTH CHEMWOODPULP BLE/SEMI-BLEH	169139	729995	494613	1271158
470429 CHE W-PULP,S-BLE/BLE NON-CONIF	24725	37133	26248	58196
470500 SEMI-CHEMICAL WOOD PULP	62467	153094	80699	420596
470620 PULP OF FIBRES DERI FROM W-SCR		19851		
470691 PULP OTHER CELL MATERIAL MECH		59		
470710 UN-BLEACHED KRAFT PAPER		19603	40022	92159
470720 RECOVERED PAPER/PAPER BOARD BL		810		
470730 PAPER/PAPERBOARD MACHINE PULP			457	457
470790 WASTE & SCRAP OF OTHER PAPER	142904	526668	174854	511021
480100 NEWSPRINT,IN ROLLS OR SHEETS	399451	1278112	614776	1731905
480210 HAND-MADE PAPER & PAPERBOARD	442	629		287
480220 PAPER/P-BOARD PHOTO-SENSITIVE	52	128	3257	3257
480240 WALL PAPER BASE				14
480254 OTH PAPER & PAPERBOARD<40G/SQM	4011	19439	5044	17754
480255 OTH PAPER&PAPERBOARD>40-G/SQM	316627	784016	346936	645921
480256 OTH PAPER&PAPERBOARD IN SHEETS	11833	27196	62789	107303
480257 OTH PAPER WT 40-150 G/M2	70335	116051	136501	203625
480258 PAPER & BOARD WT>150G/M2	62789	172194	57679	143262
480261 OTH PAPER&PAPERBOARD IN ROLLS	209	584	100	100
480262 OTH PAPER&PAPER BOARD IN SHEET	222304	813439	197329	535782
480269 OTH U-C CARBONISING BASE PAPER		1619	1853	4495
480300 TOILET FACIAC TISSUE/TOWEL ETC	23850	61888	28352	55482
480411 KRAFTINER UN COATED UN-BLEACH	148206	495149	129246	347548
480419 OTH KRAFTLINER UNCOAT ROL/SHET	49993	158893	7262	99380
480421 SACK KRAFT PAPER,UNBLEACHED	376959	1205112	481052	1173074

Contd.

## 10.11 Imports by Economic Categories (Detail)

(In Thousand Rupees)

ITEMS	SEPTEMBER, 2015	FROM JULY, 2015	SEPTEMBER, 2014	FROM JULY, 2014
480429 OTH SACK KRAFT PAP UN-COT RISH				2454
480431 OTH KRAFT P1BORD WT150G/SQMUNB	34939	113597	22323	105838
480439 OTH UNC K-P/BORD WT150G/SQMUB	20045	49293	43203	80820
480441 OTH KR.P/BORD W>150G<2259-UNBL	1348	3234		
480442 OTH KRAFT 150-225G BLECH		3561	1244	12577
480449 OTH KRAFT PAPER IN ROCC/SEETS				1715
480451 OTH KRAFT PAPER 225G ON BLEACH	5632	5632	3132	3822
480459 OTH KRAFT PAPER IN ROLL 225G	10520	36484	24604	44814
480511 SEMI-CHEMICAL FLOUTING PAPER	19589	51241		15971
480512 STRAW FLUTING PAPER		249		
480519 OTHER FLUTING PAPER	12568	15640	41365	78575
480524 TESTLINER BD WT150G/M2 OR LESS	4098	28734	11898	48985
480525 TESTLINER BOARD WT>150 G/M2	6825	31543	12914	43714
480530 WRAPPING PAPER,UNCOAT	45080	86860	24404	84519
480540 FILTER PAPER/PAPERBOARD,UNCOAT	1177	5541	72	2376
480591 OTH P&P/ BOARD<150G UNCOATED	34930	90507	31496	81063
480592 OTH P&P/BOARD 150-225G UNCOAT	10144	20643	16030	31871
480593 OTH P & P BOARD<225G UNCOATED	24113	48166	22869	44948
480610 VEGETABLE PARCHMENT PAPER	60	60	3590	3590
480620 GREASEPROOF PAPERS	2113	4168	2213	4226
480630 TRACING PAPERS	2537	6576	1428	8819
480640 CLASSINE/GLAZED TRANSPA PAPER	11347	45161	14627	56137
480700 COMPOSITE P/BOARD STICKING FLA	246	5996	213	11078
480810 CORRUGATED P&P/BOARD PERFORTED				264
480840 SACK KRAFT PAPER CREPED/EMBOSD	52	1290	65	725
480890 OTH PAPER,CREPED/EMBOSSD/PERF	2413	13333	3847	13477
480920 SELF COPY PAPER	43505	94942	28952	84928
480990 OTH COPYING / TRANSFER PAPERS	2392	7119	4059	11201
481013 P&P/BOARD FOR WRITING/PRINTING	166520	546431	180955	383930
481014 P&P/B IN SHEET 1-SIDE<435/297M	5362	5962		
481019 OTH PAPER&PAPERBOARD IN SHEET	25647	177680	45831	210899
481022 LIGHT WEIGHT COATED PAPER		1443	1473	2610
481029 OTH LIGHT WEIGHT COATED PAPER	127352	586770	579841	1106187
481031 KRAFT PAPER&BOARD WT 150G/M2			1201	1201
481032 KRAFT PAPER&P/BOARD WT>150G/M2	5240	17928	10235	23022
481039 OTH KRAFT PAPER&P/BOARD BLEACH	793	860	2281	2943
481092 OTH PAPER&P/BOARD MULTI-PLY	797230	2779375	872994	2837368
481099 OTH PAPER&P/BOARD COATED	34331	62424	32666	86558
481141 GUMMED ADHESIVE PAPER & BOARD	264041	728691	78368	282202
481149 OTH GUMMED/ADHESIVE P&P/BOARD	6530	113509	39998	52929
481159 OTH P&P/BOARD PLASIC COAT.	197853	739426	300158	1067078
481160 P&P/BOARD COATED WAX COVERED.	49934	175546	30442	153526
481190 OTH P&P/B CELLULOSE WADDING	137041	407725	124271	372809
481320 CIGRETTE PAPER IN ROLL WTH SCM	43373	146865	41125	151198
481390 OTH CIGARET PAPER,BOOKLET/TUBE	30077	140102	52201	143406
481420 WALL PAPER COVERD WITH GRANITE	17987	63424	6904	38525
491199 OTHER, PRINTED MATTER	23924	92755	25489	79364
500100 SILK-WORM COCOONS FOR REELING			436	1080
500200 RAW SILK (NOT THROWN)	29719	52779	11831	19771
500300 SILK WASTE, YARN WASTE&G-STOCK			1439	2595
500400 SILK YARN,NOT RETAIL SALE	31300	81636	19391	109492
500500 YARN SPUN FROM SILK,WASTE NRS	63203	163418	53940	127986
500790 OTHER SILK FABRICS	117028	408013	224547	591192
510111 SHON WOOL GREASY	517	7901	1811	3318

Contd.

## 10.11 Imports by Economic Categories (Detail)

(In Thousand Rupees)

ITEMS	SEPTEMBER, 2015	FROM JULY, 2015	SEPTEMBER, 2014	FROM JULY, 2014
510119 OTHER GREASY FLEECE WSHED WOOL	78678	304244	31933	256437
510121 SHORN WOOL, DEGREASED		5975		
510129 OTHER DEGREASED WOOL NOT CORBO				12586
510130 CARBONISED WOOL		24530	10589	12456
510220 COARSE ANIMAL HAIR			6	6
510510 CARDED WOOL	173	663		415
510529 OTHER WOOLTOPS&COMBED WOOL	12047	23875	433	8342
510531 FINE ANIMAL HAIR,CARDED/COMBED				4898
510539 OTH F-ANIMAL HAIR,CARD/COMBED			65	65
510610 YARN OF CARDED WOOL 85% WT WOL	22314	115224	39820	77487
510620 YARN OF CARDED WOOL<85% W WOL	29401	39386	12235	67188
510710 YARN OF COMBED WOOL-WOOL=>85%	4001	8886	7617	13724
510720 YARN OF COMBED WOOL-WEIGHT<85%	7789	9793	2083	9680
510910 YARN OF WOOL /ANIMAL HAIR 85%>				573
510990 OTH YARN OF WOOL / ANIMAL HAIR	1428	1904		
520100 COTTON, NOT CARDED OR COMBED.	640835	5786030	1695212	4791790
520210 YARN WASTE(INCL.THREAD WASTE)	423	2092	6321	6757
520299 OTHER COTTON WASTE	18579	62960	19300	42120
520300 COTTON, CARDED OR COMBED.				1679
520411 COTTON SEWING THREAD 85%/MORE	230	230		
520419 OTH COTTON SEWING THREAD 85%>	2477	2932		223
520420 COTTON SEWING THREAD,RETL SALE		175		25
520511 SIN.COT.YAR.U.COM.FIB.D-714.29	9831	135762	56006	66554
520512 S-COT.YARN UCF.D-232.56-714.29	49636	119526	68763	162876
520513 S-COT.YARN UCF.D-192.31-232.56				311
520515 S/C YARN UCF.D< 125.00-193.31.			3994	3994
520521 S/C YARN COM.FIB D-714.29/MORE		1908		
520522 S/C YARN LF.DX.232.56-714.29	78449	232542	30234	137325
520523 S/C.YARN LF.DX.192.31-232.56	11940	14471		
520524 S/C YARN COM.FIB.125-192.31-DX	12745	12745		30899
520526 S/C YARN LF. DX. 106.30-125.	1157	18687	48396	68981
520527 S/C YARN COM.FIB.106-36-125-DX	127448	538043	144564	478036
520528 S/C YARN COMBED FIB.< 83.33-DX	278918	585854	88286	502189
520531 MUL/CAB.C/Y.ULF.>714.29DECITEX		91717	10723	20605
520532 MUL/CAB C/Y ULF.232.56-714.29D		482		9816
520535 MUL/CAB.C/Y UN.COM.FIB<125.DX.		14607	10713	45990
520542 MUL/CAB.C/Y CF.232.56-714.29DX	12416	20776	10758	28984
520547 MUL/CAB C.Y CF.83.33-106-38 DX	16162	16162		
520548 MUL/CAB.C/Y COM.FIB.< 83.33.DX		2089	6911	29063
520611 S/C YARN UN COM. FIB>714.29 DX	6674	15997	11399	19126
520612 S/C YARN UN.COM. FIB.<71429.DX	6853	42928	2367	9885
520615 S/C YARN UN.COM. FIB.<125DX.			33	33
520622 S/C YARN COMBED FIB.<714.29DX		85		
520624 S/C YARN COMBED FIB< 192.31DX		5526		
520625 S/C YARN COMBED FIB<125 DX		4776		
520632 MUL/CAB C/Y UCF<D714.29,232.56		166		
520635 MUL/CAB C/Y UN-COM F/B<125DX		7186	2490	10290
520710 C/Y CON>85 % WT OF COT PER-SAL	74	1125	39	64
521225 OTH W-FAB COT PRINTED>200G/SQM	119	155		867
530121 FLAX,BROKEN OR SCUTCHED N-SPUN			326	3637
530129 OTH, FLAX,HACKLED NOT SPUN	2750	70874	1203	41283
530290 OTH,TRUE,HEMP RAW,PROSS N-SPUN				
530310 JUTE/OTH TEXT BAST FIB RAW/RET	291919	835424	294676	721945
530390 OTH, WASTE OF JUTE&TEXTILE FIB		5573	21681	22974

Contd.

## 10.11 Imports by Economic Categories (Detail)

(In Thousand Rupees)

ITEMS	SEPTEMBER, 2015	FROM JULY, 2015	SEPTEMBER, 2014	FROM JULY, 2014
530500 COCONUT,ABACA RAMIE,RAW/PROCE	8356	48861	28829	54656
530610 SINGLE FLAX YARN	2157	18356	8070	46513
530710 SINGLE,YARN OF JUTE OR OTH FIB	3904	14928	3629	14516
530720 MULTIPLE OR CABLED YARN(RAMIE)	274	543	5024	8799
530810 COIR YARN	4439	11344	3715	9844
531100 WOV FAB OF OTH VEG TEX FIB		1124	51	1155
540110 SEWING THREAD SYTHA FILAMENT	15242	117749	53110	160550
540120 SEWING THREAD ARTIFICIAL FILAM	325062	819667	162901	493654
540211 HIGH TENANCITY YARN OF ARAMIDS		120		
540219 OTH HIGH TENANCITY NYLON YARN	427	1718	11305	11713
540220 HIGH TEN YARN OF POLYESTERS	6638	8672	1290	12122
540231 FILAMENTS YARN NYLON POLY 50	93930	259568	100319	394458
540232 FILAMENTS YARN NYLON/OTH POLY	821	26548	29407	64617
540233 FILAMENTS YARN OF POLYESTERS	1398099	3674220	1236477	4661206
540234 TEXTURED YARN OF POLYPROPYLENE	13839	75198	14437	43373
540239 OTH, SYNTHETIC FILAMENTS YARN	22134	69073	58119	158631
540244 OTH YARN SINGLE UN-TWIST/TWIST	403625	1269857	413858	1324554
540245 ELASTOMERIC YARN OF NYLON	43138	105091	47894	166222
540246 ELASTOMERIC YAR,POLY-PARTIALLY	6457	14849	5545	25621
540247 ELASTOMERIC YARN OF POLYESTERS	774302	1392244	399918	1402268
540248 O-ELASTOMERIC OF SPANDEX/LYCRA	9234	25016	12158	25010
540249 OTH,YARN,SINGLE,50 TURNS/MTR		30558	54096	60425
540251 OTH S/Y TWIST>50/M NYLON,POLYA		3333	6283	10898
540252 OTH S/Y TWS>50/M OF POLYESTER	9436	63690	26233	86859
540259 OTH S/Y TWS>50M OF OTH POLYEST		187	129	176
540261 OTH Y-MULTIPLE/CAB NYLON/POLYM	533	7323	8090	16352
540262 OTH Y-MULTI/CAB OF POLYESTER	48613	226334	93891	316848
540269 OTH Y-MULTI/CAB NOT RETAIL SAL	20018	37769	20223	47086
540331 OTH Y/S UN-TWST VISCOSE RAYON	891892	2261672	834710	2411453
540332 OTH Y/S VIS RAY >120TURNS/MTRS	290861	1301007	497436	1459781
540333 OTH YARN,SINGLE CELLULOSE ACET	7800	7800	10559	20819
540339 OTH ARTIF FILAMENT YARN SINGL	113443	266114	20955	160958
540341 OTHER YARN OF VISCOSE RAYON	4233	4233	11904	24671
540349 OTH ARTI FILAMENT YRN VIS RAYO		67		3002
540411 ELASTOMERIC SYN-MONOFILAMENT		2127		6255
540412 OTH MONOFILAMENT OF POLYPROPYL		2448	4893	8051
540419 OTH SYN MONOFILAMENT OF 67-DEX	14440	49708	7831	32539
540490 OTH SYNTH YARN & SYNTH TEX MAT	51120	95340	821	44562
540500 ARTIFICIAL MONOFILAMENT67D/MORE				386
540834 OTH WOV FAB ART.FIL YARN PRINT				133
550110 SYN FIL TOW NYLON/OOPOLYAMIDES		50		
550120 SYN FILAMENT TOW OF POLYESTERS	3484	8305	4412	25420
550130 ACRYLIC OR MODACRYLIC	252854	701364	238415	733645
550190 SYNTHETIC FILAMENT TOW,N.S.		3		25374
550200 ARTIFICIAL FILAMENT TOW	198256	950602	405341	1034579
550311 SYN STAPL FIB OF NY OF ARAMIDS	6218	21708		5134
550319 OTH SYN STSPL FIB NOT CARD/COM	502	6762	69208	146218
550320 SYN STA FIB POLYESTER N-CRD/CD	974121	2975975	1162686	3887753
550330 SYN STA FIB ACRYLIC N-CRD/COMD	771268	2175735	391283	1089400
550340 SYN STAFIB POLYPROPYLENE N-C/C	1126	4570		5792
550390 SYN STAPLE FIB NOT CARDED/COMB	3525	43106	1832	3176
550410 ART-STA FIB VIS RAYON N-CRD/CO	1856820	7193669	2411179	6962347
550490 OTH ART STAPLE FIB NOT CARDED	441747	1461996	691407	1618408
550510 WASTE SYNTHETIC FIBRES		689	1512	4318

Contd.



## 10.11 Imports by Economic Categories (Detail)

(In Thousand Rupees)

ITEMS	SEPTEMBER, 2015	FROM JULY, 2015	SEPTEMBER, 2014	FROM JULY, 2014
550520 WASTE ARTIFICIAL FIBRES	3	3		1302
550610 SYN STA FIB CRD,COM SPIN NYLON	2832	5661		
550620 SYN STA FIB CRD,COM SPN POLYES	8682	39998	19505	64057
550630 ACRYLIC FIBRES CARDED/COMBED	109	3833		347
550690 SYNTHETI FIB CARDED/COMBED NS	3842	3842		100
550700 ARTIFI STAPLE FIB CARDED/COM		583		
550810 SEWING THREAD SYN STAPLE FIBRE	3218	7411	1322	7912
550820 SEWING THREAD ART STAPLE FIBRE			7959	32037
550911 S/Y STA FIB 86% WT NYLON	45450	66478	117540	388699
550912 MULTI CAB YRN SYN FIB NYL 85%W		3711		
550921 S/Y SYN STA FIB 85% WT POLYSTR	417496	1180066	461570	1662038
550922 MULTI STA FIB 85% W POLYESTER	107969	331683	97592	258489
550931 SINGLE YARN85% OR MORE ACRYLIC	6145	39238	23514	56356
550932 MUL/CAB YARN 85% ACRYLIC FIB	82317	218151	51403	132510
550941 SINGLE YARN 85% WT SYN STA FIB	23694	53915	9640	17606
550951 O/YRN POLYES STA FIB MIX ARTIF	342490	816941	367404	775553
550952 O/YRN MX WITH WOOL/FINE A-HAIR	619	619		
550953 OTH YRN OF POLYESTER MIX COTTN	8193	30033	1613	7135
550959 OTH YRN OF POLY STAPLE FIBRE	49814	141162	21680	126139
550961 O/YRN OF ACRYLIC S-FIB MX WOOL		2342	17318	59586
550962 OTH YARN ACRYLIC MIX COTTON		51	4214	4214
550969 YARN ACRYLIC FIB NOT FOR R-SAL	23034	101092	36809	133586
550999 OTH YARN SYN FIB NOT FOR R-SAL		13732	5349	10998
551011 S/YRN ART STA FIB>85% STAPLE-F	177068	443822	178858	425489
551012 MUL/CAB YARN ART STA FIB>85%W	5264	5264	6167	17771
551030 O/YRN ART STA FIB MIX COT-NRS		6410		17
551090 O/YRN ATT STA FIB<85%ART ATA-F		144	4037	4243
551120 YARN<85% BY WT SYN STAP FIBRE				18946
560290 OTH FELTS,NOT IMPREGNATE,COAT	10728	53450	10466	33487
560311 N-WOVNS, M-MADE FILA>25G/SQM	86121	229402	48044	132760
560312 N-WOV,M-MAD FIL>25G/SQM>70GSQM	66103	250997	95133	303184
560313 N-WOVNS,M-MAD FIL>70G/SQM>150G	41292	119479	17960	81410
560314 N-WOV,M-MAD FLAME WT>150G/SQM	51715	87601	14048	48164
560391 OTH NONWOVENS, WT>25 G/SQM	96	96	1825	1839
560392 OTH N-WOV,WT>25G/SQM>70 G/SQM	10638	21848	6807	12190
560393 OTH,NON WOVEN>70G/SQM>150G/SQM	4248	14442	1164	7838
560394 OTH,N-WOVEN WEIGHING>150G/SQM	220881	538544	231621	513708
560410 RUBBER THREA AND CORD,TEX COVE	408	454	2245	5567
560490 OTHER,TEXTILE COVERED MATERIAL	12063	32410	3914	28409
581099 OTH TEXTILE MATERIAL.	1464	3870	36	285
581100 QUILTED TEXTILE PRODUCT PIECE.	8184	16041	3104	10986
590110 TEX FAB.GUM COATED/AMYLAC,SUBS	1423	1711	7622	12024
590290 OTH,TYRE CORD FAB YARN VIS-RYN		1036		110
590310 TEX.FAB.IMP,COV/LMTD PICAL.	121976	399782	102608	403473
590320 TEX.FAB IMP,COATED,POLYURETHAN	99042	407779	180270	587907
590490 OTH FLOOR COVERINGS, LINOLEUM		51		
590500 TEXTILE WALL COVERINGS.			98	98
590610 ADHESIVE TAPE < 20 CM	3208	5536	9348	10617
590691 RUBBERISED TEX FAB,KNIT/CROCH		308	526	3943
590699 OTHER,RUBBERISED TEX FAB,N.S	797	19256	7458	26068
590700 TEXTILE FABRICS O/W IMPG/COATD	33301	76874	27607	57690
630800 SETS OF WOVEN FABRICS AND YARN		188	28	28
630900 WORN CLOTHING&OTH WORN ARTICLE	963507	3131684	1034353	3107296
631010 USED&NEW RAGS,SCRAP,TWINE,ETC		135	16	921

Contd.

## 10.11 Imports by Economic Categories (Detail)

(In Thousand Rupees)

ITEMS	SEPTEMBER, 2015	FROM JULY, 2015	SEPTEMBER, 2014	FROM JULY, 2014
640590 OTHER FOOTWEAR	107262	182536	10952	41440
640610 OTH PARTS OF FOOTWEAR N.S.	20544	71158	27516	40689
640620 OUTER SOLE/HEEL OF RUB/PLASTIC	16173	50199	19006	35960
640690 PARTS OF FOOTWEAR/OTH MATERIAL	5635	8869	11161	18532
700800 MUL-WALLED INSULATE UNIT GLASS	4193	11236	7364	62374
700910 REAR VIEW MIRRORS FOR VEHICLES	9105	23365	4193	15160
700991 UNFRAMED GLASS MIRRORS	58860	163195	35489	157095
701399 O-GLASSWARE INDOOR DECORATION	133799	474534	215871	521902
701890 OTH GLASS ART O/T IMI-JEWELERY	7617	30438	4420	9791
701911 SILVER/ROVINGYARN C/STAND=50MM	466	984	71	122
701912 ROVINGS	12682	38021	7662	29746
702000 OTH ARTICLES OF GLASS	11050	19950	4288	10549
710122 CULTURED PEARLS WORKED	39	39		
710310 UN-WORKED/SIMPLY SAWN PRE-STON	3136	4024	4441	13809
710399 OTH SEMI/PRE STONES WORKED N.S		627		
710590 OTH DUST/POWDER NAT SYN PRE ST			10	10
710610 SILVER POWDER			6	6
710691 SILVER UNWROUGHT	49218	74379		
710692 SEMI-MANUFACTURED SILVER	15601	16107	8060	29348
730890 OTH STRUCTURE OF IRON OR STEEL	422674	1237352	608297	1177927
730900 RESERVATORS,TANKS,VATS SIMICONT	22956	51306	53937	92286
731010 TANKS,CASKS,DRUMS,CANS,BOX>50	946	4517	292	10004
731021 CAN,CLOSED BY SOLD/CIMP CAP<50	159	18905	6973	17668
731029 OTH TANK,CASK,DRUM,BOX CAP<50	25267	83237	268744	342900
761090 ALUM STRUCTURE & PARTS N.E.S.	28124	73125	64046	218909
761210 COLLAPSIBLE TUBULAR CONTA ALUM	6209	10229	3181	6225
761290 OTH CASKS,DRUM,CAN,BOXES ALUMI	136103	449491	78051	617461
890800 VESSELS&F-STRU FOR BREAKING UP	4087025	6190092	9757276	17145080
900110 OPTICAL FIB,OPTI FIB BUNDLES	37049	152902	50067	116580
900120 SHEET,PLATE OF POLARISING MATE	17	73	86	397
900130 CONTACT LENSES.	420	2358	1209	3523
900140 SPECTACLE LENSES OF GLASS.	3762	12268	3196	12928
900150 SPECTACLE LENSES OTH MATERIAL	2809	6712	2881	5726
900190 OTH LENSES, PRISMS, MIRRORS	4180	9160	826	3036
900211 OBJETIVE LENSE CAMRA/PROJECTOR	186	1866	548	1553
900219 OTHER OBJECTIVE LENSES.	753	7006	502	1494
900220 FILTERS FOR OBJECTIVE LENSES		226		26
900290 OTH,MOUNTED OPTICAL ELEMENTS	401	1332	367	6456
900311 FRAMS,MOUNTINGS OF PLASTICS	926	1499	562	2284
900319 FRAM,MOUNTING OF OTH MATERIAL	7493	20228	4456	9859
900390 PART FOR FRAMES&MOUNT SPECATLE		37		82
900410 SPECTACLES,GOGGLES SUNGLASSES	29647	68437	19952	65648
900590 PARTS/ACCESSORIE OF BINOCULARS		23		189
900610 CAMERA FOR PREPARE PRINT PLATE		224		
900630 CAMERA USED IN UNDERWATE SURVY				15
900640 INSTANT PRINT CAMERAS			412	412
900651 CAMERA(SLR) FOR FILM WD!>35MM				19
900659 OTH CAMERA PHOTOGRAPHIC	16	86		1042
900661 DISCHARGE LAM FLASHLIGHT APPAR	343	796		40
900669 OTH PH-GRAPHIC FLASHLIGHT APPA	39	246	160	693
900691 PARTS,ACCE PHOTOGRAPHIC CAMERA	829	2957	1032	1611
<b>B. CAPITAL GOODS TOTAL</b>	<b>30093823</b>	<b>98020521</b>	<b>38047151*</b>	<b>100590987</b>

Contd.

## 10.11 Imports by Economic Categories (Detail)

(In Thousand Rupees)

ITEMS	SEPTEMBER, 2015	FROM JULY, 2015	SEPTEMBER, 2014	FROM JULY, 2014
250100 SALT/PURE SODIUM CHLORIDE	2852	11438	894	12206
250300 SULPHUR OF ALL KINDS	65847	223289	90203	207006
250410 NATURAL GRAPHITE OF ALL KINDS	4227	23566	5218	28272
250490 OTHER,NATURAL GRAPHITE			1523	1523
250510 SILICA SANDS AND QUARTZ SANDS	563	3090	211	3890
250590 OTHER NATURAL SANDS	1781	3303	781	4211
250610 QUARTZ (O/T NATURAL SANDS)	458	1915	509	997
250700 KAOLIN & OTH KAOLIN CLAYS	52910	186042	91655	219529
250810 BENTONITE	6412	11685	5392	14674
250830 FIRE-CLAY		854	327	327
250840 OTHER CLAYS	7378	15631	5191	19464
250900 CHALK	681	19517	19171	36263
251110 NATURAL BARIUM SULPHATE	3437	7790	85	5255
251200 SILICEOUS FOSSIL MEALS	2609	3728	1659	5598
251310 PUMIC STONE W/NOT HEAT TREATED	8614	29647	684	11413
251320 EMERY,NATURAL CORUNDUM,GARNET	5885	13495	6588	17439
251511 MARBLE/TRAVERTINE,CRUDE ROUGH	37384	89190	18577	49861
251512 MARBLE,TRAVERTINE,MERELY CUT		574	1170	1736
251611 GRANITE,CRUDE/ROUGHLY TRIMMED	6208	11437	2330	4019
251612 GRANITE,MERELY CUT,BY SAWING				48
251620 SANDSTONE,CRUDE/ROUGHLY TRIMED				664
251710 PEBBLES,GRAVEL/CRUSH STONE ETC		20		
251741 GRANULES,CHIP & POWDER,MARBLE			579	1073
251749 OTH GRANULE,CHIPPING & POWDER	246	6790		553
251830 DOLOMITE RAMMING MAX	1347	1347		3255
251910 NAT.MAG.CARBONATE (MAGNESITE)		1153		
251990 OTH FUSED MAGNESIA,DEAD BURNED	4277	26422	10527	31516
252010 GYPSUM; ANHYDRITE	4616	15176	2150	10888
252020 PLASTERS OF CALCINED GYPSUM	241	2112	1990	2628
252100 LIMESTONE FLUX;LIMESTON CEMENT		509		
252210 QUICKLIME		446		
252220 SLAKED LIME	90	1777	445	1303
252230 HYDRAULIC LIME			29	29
252310 CEMENT CLINKERS	7213	18314	219	2600
252321 WHITE PORTLAND CEMENT			59	59
252329 OTHER PORTLAND CEMENT	79821	201758	93653	204250
252330 ALUMINOUS CEMENT(CEMENT FONDU)	1070	1247	618	618
252390 OTHER HYDRAULIC CEMENTS	38056	96454	27771	125763
252410 ASBESTOS CROCIDIOLITE				2293
252490 OTHER ASBESTOS	1617	40767	39372	61589
252520 MICA POWDER	1019	1041		1017
252610 NATURAL STEATITE,NOT CRUSHED	1642	9203	342441	769561
252620 NATURAL STEATITE,CRUSH/POWDER	2410	9219	2620	8804
252800 NATURAL BORATES & CONCENTRATES		123		94
252921 FLUORSPAR<97% CALCIUM FLORIDE	47	84		
252922 FLUORSPAR>97% CALCIUM FLORIDE		112		
252930 LEUCITE;NEPHELINE,NEPH SYENITE	1479	1808		
253010 VERMICULITE,PERLITE CHLORITES	4298	4859		1614
253090 OTHER,MINERAL SUBSTANCES	21373	94018	27563	114598
260111 IRON ORES,CONCEN,NON-AGGLOMERT		142300	746929	875559
260200 MAGANESE ORES & CONCENTRATES				116543
260400 NICKLE ORES AND CONCENTRATES				111
260700 LEAD ORES AND CONCENTRATES	1114	3196	2283	3594
260800 ZINC ORES AND CONCENTRATES		3662		

Contd.

## 10.11 Imports by Economic Categories (Detail)

(In Thousand Rupees)

ITEMS	SEPTEMBER, 2015	FROM JULY, 2015	SEPTEMBER, 2014	FROM JULY, 2014
261000 CHROMIUM ORES AND CONCENTRATES	921	921	2010	6639
261400 TITANIUM ORES & CONCENTRATES	3978	14461	8751	11158
261510 ZIRCONIUM ORES AND CONCENTRATE				3660
261590 OTH NIOBIUM,TANTALUM,VANAD ORE		156		
261800 GRANULATED SLAG M/G IRON,STEEL	53120	161655	31450	63578
261900 SLAG,DROSS OTH WASTE,IRN/STL	15587	21960	84	11457
262011 HARD ZINC SPELT MAINLY OF ZINC	816	3039		647
262019 OTH,ASH&RESIDUE C/MAINLY ZINC	1318	1866	687	6400
262040 ASH&RESIDUE MAINLY OF ALUMNIUM		741		
262190 OTH SLAG &ASH,RESIDUES M-WAST	665	665		1563
270111 ANTHRACITE NOT AGGLOMERATED	850	3512		837
270119 OTHER COAL,NOT AGGLOMERATED	2739550	12479749	6727830	13754653
270120 BRIQUETTES SIMILAR SOLID FUEL		64		
270210 LIGNITE NOT AGGLOMERATED		1951	409	1623
270300 PEAT INCLPEAT LITTER	1095	5616	1388	4244
270400 COKE/SEMI OF COAL,RETORT CARBN	135024	571655	276481	848193
270500 COAL GAS,WATER GAS,SIMILAR GAS		190		
270600 TAR FROM COAL/LIGNITE/PEAT ETC	765	765		
270720 TOLUOLE (TOLUENE)	51	2379		
270730 XYLOLE (XYLENES)	130672	442071	140062	565759
270750 OTH STOCK FOR CARBON BLACK	6648	40378	67000	71662
270791 CREOSOTE OILS				1611
270799 OTH OIL /PROD DISTLION COALTAR	43609	155670	76772	135918
271019 KEROSENE,INCL KER.TY. JET FUEL	1528922	4237641	944973	3174572
271129 OTH GAS HYDROCARBON GAS STATE	1837	1940	82	1157
271210 PETROLEUM JELLY	38985	255196	33606	77110
271220 PARAFIN/WAX,CONT WT<0.75%OIL	34733	105393	36890	105660
271390 OTH RESIDUE PETROLEUM BITUMEN		2998		13
271500 BITUMEN MIXTURES,NATURAL	1377	15123	6725	22773
271600 ELECTRICAL ENERGY	1026160	1026160		
280120 IODINE	22535	45455	58052	114958
280200 SULPHUR,SUB/PRE COLLI.SULPHER		410		797
280300 CARBON(INCL CARBON BLACK)NES	88697	447274	77854	179117
280410 HYDROGEN.	704	1177	1415	1557
280421 ARGON	4202	13598	5376	14098
280429 OTHER, RARE GASES.	8750	30911	7417	16301
280430 NITROGEN	259	2667	51	51
280440 OXYGEN	224	1206	459	576
280450 BORON, TELLURIUM				5
280461 SILICON CON & 99.99% BY WEIGHT		4830		
280469 OTHER SILICON	1841	9460	660	1297
280470 PHOSPHORUS	418	9072	64	17338
280480 ARSENIC	8554	8554	7706	11526
280490 SELENIUM	12465	24167	9339	46052
280519 OTHER ALKALI METALS	3155	20259	5246	12230
280540 MERCURY		2282	3622	5875
280610 HYDROGEN CHLORIDE (HCL ACID)	20	7591	2196	2539
280700 SULPHURIC ACID; OLEUM		81		
280800 NITRIC ACID;SULPHONITRIC ACIDS	22460	32061	12113	30699
280910 DIPHOSPHORUS PENTAOXIDE		1249	2552	3626
280920 PHOSPHORIC/POLPHOSPHORIC ACIDS	2799000	8011949	2058335	7628772
281000 OXIDES OF BORON;BORIC ACIDS	37663	91131	25229	56027
281111 HYDROGEN FLUORIDE	1116	3628	1508	3403
281119 OTHER INORGANIC ACIDS.	10203	28808	14237	36271

Contd.

## 10.11 Imports by Economic Categories (Detail)

(In Thousand Rupees)

ITEMS	SEPTEMBER, 2015	FROM JULY, 2015	SEPTEMBER, 2014	FROM JULY, 2014
281121 CARBON DIOXIDE	55	413	18538	78003
281122 SILICON DIOXIDE (SILICA)	76660	203165	59464	161804
281129 OTH INORGANIC OXYGEN COMPOUNDS	756	6306	239	2356
281210 CHLORIDES AND CHLORIDE OXIDES		24	15	62
281290 OTH HALIDE/HALIDE OXIDES	868	1437	314	5993
281390 OTH SUPHIDE OF NON-METALS		2741		
281420 AMMONIA IN AQUEOUS SOLUTION	7585	11264		607
281511 SODIUM HYDROXIDE SOLID	10934	31753	11793	15357
281512 SODIUM HYDROXIDE AQUEOUS SOL	387	424	22	653
281520 POTASSIUM HYDROXIDE (CAUSTIC)	6126	44448	46975	129858
281610 HYDROXIDE/PEROXIDE OF MAGNESIUM	2645	17828	1751	15300
281640 STRONTIUM,OXIDE,H-OXIDE,PEROXI			539	816
281700 ZINC OXIDE;ZINC PEROXIDE	19728	73484	17319	51942
281810 ARTIFICIAL CORUNDUM NOT DEFIN	2119	11989	1318	7202
281820 ALUMINIUM OXIDE O/T ARTIFICIAL	7124	49641	20772	56552
281830 ALUMINIUM HYDROXIDE	61238	125277	20981	98300
281910 CHROMIUM TRIOXIDE	740	34799	579	31898
281990 OTH,CHROMIUM OXIDES&HYDROXIDE		1857	2702	2883
282010 MANGANESE DIOXIDE	459	459	316	316
282090 OTHER, MANGANESE OXIDES			144	15253
282110 IRON OXIDES AND HYDROXIDES	45581	148804	48728	153224
282120 EARTH COLOURS		56		
282200 COBALT OXIDE & HYDROXIDE	10124	20877	2475	17988
282300 TITANIUM OXIDES.	30099	77361	17114	98597
282410 LEAD MONOXIDE(LITHARGE,MASICOT	791	11430	373	2541
282490 OTHER, LEAD OXIDES	5588	5588		837
282510 HYDRAZINE, YDROXYLAMINE SALT	1579	17116	5222	24085
282520 LITHIUM OXIDE AND HYDROXIDE		3945	789	1282
282530 VANADIUM OXIDES AND HYDROXIDES		206	63	73
282560 GERMANIUM OXID/ZIRCONIUMDIOXID				2
282570 MOLYBIDENIUM OXIDES/DIOXIDES				418
282580 ANTIMONY OXIDES	15745	33348		18862
282590 OTH INORGANIC BASE/METAL OXIDE	1035	2847	85	5864
282619 OTHER, FLOURIDES	2174	3188	1991	8773
282630 SODIUM HEXAFLOROALUMINATE				98
282690 OTHER,COMPLEX FLUORINE SALTS		5468		2756
282710 AMMONIUM CHLORIDE	10152	20150	4066	7117
282720 CALCIUM CHLORIDE	8355	40239	6288	24186
282731 CHLORIDES OF MAGNESIUM	2032	11219	1976	6564
282732 CHLORIDES OF ALUMINIUM	426	1927		1212
282735 CHLORIDES OF NICKEL	917	7607	3073	4168
282739 OTHER CHLORIDES:	4106	33254	26901	51351
282741 CHLORIDE OXIDE/HYDROXIDE COPER	79	79		298
282749 OTH CHLORIDE OXIDE/HYDROXIDES	47	47	269	354
282751 SODIUM POTASIAM BROMOMIDES	2825	3126	872	2059
282759 OTH BROMIDE/BROMIDE OXIDE	3423	9160	343	7882
282760 IODIDES AND IODIDE OXIDES	274	6791	277	6054
282810 COM CAL HYP (BLEACHING POWDER)				2
282890 OTH HYPOCHLORITES/HYPOBROMITES	2366	13570	7938	12663
282911 CHLORATES OF SODIUM	3622	6237	3215	6496
282919 OTH CHLORATES/PERCHLORATES	32225	101792	51193	146152
282990 OTH BROMATES/PERBROMATE/IODATE	70	26091	33258	38658
283010 SODIUM SULPHIDES	77263	247159	233120	328421
283090 OTH, SULPHIDES, POLYSULPHIDES		22		

Contd.

## 10.11 Imports by Economic Categories (Detail)

(In Thousand Rupees)

ITEMS	SEPTEMBER, 2015	FROM JULY, 2015	SEPTEMBER, 2014	FROM JULY, 2014
283110 SODIUM DITHIONITE,SULPHOXYLATE	90087	286825	130149	340422
283190 OTH DITHIONITE & SULPHOXYLATE		186830	20810	194635
283210 SODIUM SULPHITES(NEUTRAL)	22532	92698	28284	126745
283220 OTHER SULPHITES	3173	3287	705	3777
283230 THIOSULPHATES	18	1546	3	5013
283311 DISODIUM SULPHATE	95405	372051	121133	358127
283319 OTHER SODIUM SULPHATES	925	1976	7125	14781
283321 MAGNESIUM SULPHATE(EPSOM SLATE	3499	12096	3519	6444
283322 SULPHATES OF ALUMINIUM	3949	13105	10586	23315
283324 SULPHATES OF NICKLE	5242	15466	4615	12247
283325 SULPHATES OF COPPER	11975	31650	9448	38671
283327 SULPHATES OF BARIUM	2555	10654	7375	17128
283329 OTHER SULPHATES	96368	387771	115716	496273
283330 ALUMS	491	491	28	343
283340 PEROXOSULPHATES(PERSULPHATES)	170	9173	3262	11170
283410 NITRITES	2227	6771	10935	20770
283421 NITRATES OF POTASSIUM	6292	28092	2241	18496
283429 OTHER, NITRATES	2180	12015	3986	11514
283510 PHOSPHINATES & PHOSPHONATES	838	1444	2281	16388
283522 PHOSPHATES OF MONO-OR DISODIUM	6835	34868	16988	35497
283524 PHOSPHATES OF POTASSIUM	151	1884	1634	7863
283525 CALCIUM HYDROGEN-ORTHOPHOSPHAT	50717	169652	83844	312217
283526 OTH CALCIUM PHOSPHATE (PURE)	3184	18919	27779	145869
283529 OTHER, PHOSPHATES	2803	8698	5306	16675
283531 SODIUM TRIPHOSPHATE	36777	129784	69359	236073
283539 OTHER, POLYPHOSPHATES	19849	59481	31672	93114
283620 DISODIUM CARBONATE NATURAL	94680	223544	165634	330308
283630 SODIUM HYDROGEN CARBONATE	13892	57640	11970	34338
283640 POTASSIUM CARBONATE	22520	47514	11398	105180
283650 CALCIUM CARBONATE	16982	47822	15064	64906
283660 BARIUM CARBONATE	20592	93908	13639	38181
283691 LITHIUM CARBONATE	558	558		
283692 STRONTIUM CARBONATE				74
283699 OTHER, CARBONATES	60668	117737	28802	90950
283711 CYANIDES OF SODIUM	3041	22067	15201	30817
283719 OTH CYANIDE/OXIDES	27	103	2853	3039
283720 COMPLEX CYANIDES	27	94	83	184
283911 SODIUM METASILICATES	3711	10697		4293
283919 OTHER, SILICATES	171	2701	1348	5262
283990 OTHER, METAL SILICATE	2776	14949	3359	17460
284011 SODIUM TETRABORATE ANHYDROUS		24	396	396
284019 OTH DISODIUM TETRABORAT(REFINE	7650	58250	17368	44252
284020 OTHER, BORATES		12255		412
284030 PEROXOBORATES (PERBORATES)				729
284130 SODIUM DICHROMATE	30481	83966	36716	84935
284150 OTH CHROMATE DI/PER CHROMATES	45	1090	3760	3850
284161 POTASSIUM PERMANGANATE	5161	18076	7	7970
284170 MOLYBDATES	605	1252	5	1119
284180 TUNGSTATES (WOLFRAMATES)	23	23		4
284190 OTH,SALT OXOMETALIC/PEROX ACID	1060	5718	1081	1101
284210 DOUBLE OR COMPLEX SILICATES.	20134	54816	9979	44514
284290 OTHER SALTS OF INORGANIC ACIDS	13494	87018	229	2038
284321 SILVER NITRATE.	1296	1738	233	556
284329 OTHER,SILVER COMPOUNDS	2272	2713		431

Contd.

## 10.11 Imports by Economic Categories (Detail)

(In Thousand Rupees)

ITEMS	SEPTEMBER, 2015	FROM JULY, 2015	SEPTEMBER, 2014	FROM JULY, 2014
284330 GOLD COMPOUNDS.			68	204
284390 OTHER COMPOUNDS,AMALGAMS		35	44	1293
284410 NATURAL URANIUM,ITS COMP ALLOY		101		
284430 URANIUM DEPLET THORIUM IT COMP	66	66		
284440 RADIOACTIVE EL/ISOTOP COMP ALY	8406	30066	18590	33645
284590 OTH ISOTOPES & THEIR COMPOUNDS		602		
284610 CERIUM COMPOUNDS.	1692	2166	6	6
284690 OTH RARE EARTH METAL COMPOUNDS		2443	3	11
284700 HYDROGEN PEROXIDE SO-WITH UREA	9474	51200	36695	69172
284910 CALCIUM CARBIDES	20164	207231	58690	269849
284920 SILICON CARBIDE	1819	7192	4554	13011
284990 OTHER CARBIDE		2	84	84
285000 HYDRIDE,NITRIDE,AZIDE,BRMD ETC	181	2858	1452	1746
285210 INORG/ORGANIC COMP OF MERCURY	273	1886	1919	3437
285290 OTH INORG/ORGA COMP-MERCURY			10	908
285300 OTH INORGANIC COPM AMALGAMS	241	1285		492
290899 OTH SULPHONATED DER OF PHENOLS	480	15547	6484	6484
290911 DIETHYL ETHER			77	227
290919 OTHER, ACYCLIC ETHER	6498	10680	2996	11108
290920 CYCLANIC,CYC ETHER HALOGEN DER		63		140
290930 AROMATIC ETHER HALOGEN SULPH'T	6230	20943	6928	27091
290941 2,2-OXYDIETHANOL(DIETHYL GLYCL	34717	166194	82753	223271
290943 MONOBUTYL ETHER,ETHYLEN GLYCOL	7005	44738	8488	32240
290944 MONOALKYL ETHER,ETHYLEN,GLYCOL	24313	59527	31434	96898
290949 OTH,ETHERS THEIR DERIVATIVES	16714	83498	18745	81613
290950 ETHER-PHENOLS,ETHERALCH PHENOL	5989	10970	922	6665
290960 ALCH PEROXID,ETH PEROXID,KETON	15777	61861	27197	77565
291010 OXIRANE (ETHYLENE OXIDE)		1913	7	2897
291030 1-CHLORO-2,3-EPOXYPROPANE	13660	22909	2662	12039
291090 OTH,EPOXIDE,EPOXYALCH,EPOXYPHL	1558	2239	1690	2257
291100 ACETAL HEM/ACETAL,OXYFUNC HEL		188		141
291211 METHANE WITHOUT OTH OXYGN FUNC		923	1728	4124
291212 ETHANE WITHOUT OTH OXYGEN FUNC			75	194
291219 OTH,ACYCLIC ALDEHYD W/O OTHOXY	12031	43887	9333	47334
291229 OTH CYCLIC ALDEHYD W/O OXY FUN	961	4765	7678	13404
291241 VANILLIN(4-HYDROXY-3-METHOXYBZ	14894	23995	4782	20422
291242 ETHYLVANILIN(3-ETHOXY-4HYDROXY	1104	5158	2639	4104
291249 OTH ALDEHYDE-ETHER/PHENOL/OXYG		161	92	781
291260 PARAFORMALDEHYDE	7792	21243	9223	17650
291300 HALOGEN,SULPHONAT,NITRAT DERV		4	6	6
291411 ACETONE	1279	21078	10548	28543
291412 BUTANONE(METHYL ETHYL KETONE)	49245	136504	38924	134117
291413 4-METHYLPENTAN-2-ONE	2819	7657	30	1917
291419 OTH,ACYCLIC KETONE W-OUT OXY-F	22	344	13	33
291422 CYCLOHEXANONE,METHYLCYCLOHEXON	5683	37348	16829	51017
291423 IONONES AND METHYLIONONES		140	813	2291
291429 OTH,CYCLANIC ETC W/O OTHOXYGN	1104	4164	339	4815
291439 OTH,AROMATIC KETONE W/O OXYGEN	124	389	33	599
291440 KETONE-ALCOHOL KETONE-ALDEHYDE	5025	19266	6111	12465
291450 KETONE-PHENOL/KETONE W/O OXYGN	3434	10413	1909	5845
291469 OTHER QUINONES	5535	18081	6039	11414
291470 HALGENATDED,SULPHONATED,DERIVA		8	789	2419
291899 OTH INDREDIENTS FOR PESTICIDES	56234	136361	43877	128524
291990 OTH PHOSPHORIC ESTER/SALT/DERI	4915	13709	1218	29311

Contd.

## 10.11 Imports by Economic Categories (Detail)

(In Thousand Rupees)

ITEMS	SEPTEMBER, 2015	FROM JULY, 2015	SEPTEMBER, 2014	FROM JULY, 2014
292090 OTH ESTER OTH INORGANIC ACID	1294	42188	6457	15136
292111 METHYLAMINE,DI/TRI & ITS SALT	11988	24322	5567	25969
292119 OTH ACYCLIC MONOAMIN/DERV/SALT	341	8873	2951	9416
292121 ETHYLENEDIAMINE AND ITS SALTS	17196	31360	3629	15752
292122 HEXAMETHYLENEDIAMINE/ITS SALTS	3330	3330		
292129 OTH ACYCLIC POLYAMIN/DERV/SALT	1050	2668	614	11083
292130 CY-CLANIC,LENIC LOTERPENI/SALT	6384	15734	3557	10307
292141 ANILINE AND ITS SALTS	961	2014	3052	11674
292142 ANILINE DERIVATIVES/ITS SALT	10038	57914	51477	109958
292143 TOLUIDINE/ITS DERIVATIV/SALT	2820	15537		4556
292144 DIPHENYLAMINE/ITS DERIV/SALT	212	212		
292145 1,2-NAPHTHYAMINE/ITS DERIVATE	3503	18674	2100	8277
292149 OTH,AROMATIC MONOAMIN DER/SALT	71330	138854	54386	145011
292151 O,M,P-PHENYLENE,DIAMINE SALT	31291	69919	14083	86539
292159 OTH AROMATIC POLYAMIN DER/SALT	890	25482	23692	50391
292211 MONOETHANOLAMINE AND ITS SALTS	2324	9506		26348
292212 DIETHANOLAMINE AND ITS SALTS	5282	33152	3218	11573
292213 TRIETHANOLAMINE AND ITS SALTS	5115	17966	5683	7181
292219 OTH AMINO-ALCH ETHER/ESTR/SALT	72365	225481	84010	304795
292221 AMINOHYDROXYNEPHLENE ACID/SALT	8676	69314	9030	60881
292229 OTH AMINO NAPHTHOL/PHENOL ETHER	57822	140673	128085	265170
292239 OTH AMINO ALDEHYDES	37548	57212	70	298
292241 LYSINE/ITS ESTER SALT THEREOF	193810	659881	443757	833555
292242 GLUTAMIC ACID AND ITS SALTS	297017	752813	228819	601605
292249 OTH AMINOACID/ESTER O/T OXYFUN	281366	866486	192249	740560
292250 AMINO-ALCHL/ACIDPHENOL/IT COMP	49077	239085	70222	307590
292310 CHOLINE AND ITS SALTS	2706	7945	688	3178
292320 LECITHIN/OTH PHOSPHOAMINOLIPID	7876	36431	28395	50375
292390 OTH QU-AMMONIUM SALT/HYDROXID	40404	129219	96653	218356
292419 OTH AMIDE COMP,CARBONIC ACID	42694	211066	81194	256130
292421 UREINES/DERIV/SALT THEREOF		12128	11811	28955
292429 OTH CYCLIC AMIDE DERIV/SALTS	146662	452560	132006	352662
292511 SACCHARIN AND ITS SALTS	18770	70017	5360	43770
292519 OTH IMIDE/DERIV/SALT THROF	1627	1627	841	9309
292529 DIPHENYL-GUANIDINE	34787	151485	32739	113933
292610 ACRYLONITRILE		5550	3316	6342
292620 1-CYANO GUANIDINE(DICYANDIAMIDE	1012	14534	8861	24868
292690 OTH,NITRILE-FUNCTION COMPOUNDS	262215	2364198	131598	1040527
292700 DIAZO-,AZO-/AZOXY-COMPOUNDS	30939	76425	19001	68319
292800 ORGANIC DERV,HYDRAZIN/HYDOXY	13219	25623	9521	15780
292910 ISOCYANATES W-NITROGEN FUNCTIO	249006	538417	377556	777689
350790 OTH ENZYMES/PREP ENZYMES	193707	629940	165033	538989
360200 PREP EXPLOSIVE O/T POWDER			6475	6475
381590 OTHER CATALYTIC PREPARATIONS	31121	96695	85916	131920
401039 TRANS SYS.BELT OTH 150-198 CM	15192	43555	16456	58671
401110 NEW PNEUM TYRES FOR MOTOR CARS	287459	750675	187547	648587
401120 NEW PNEUM TYRES FOR BUS/LORRY	2042900	7328552	2249161	6672915
401130 NEW PNEUM TYRES RUB AIRCRAFTS	59240	128250	11254	49100
401140 NEW PNEUM TYRE RUBB MOTORCYCLE	4104	16219	6328	22817
401150 NEW PNEUM TYRE RUBB BICYCLES	1508	8252	4140	11257
401161 TYRE AGRICULTURE VEH/MACHINE	114207	453352	107838	345789
401162 TYRE INDUSTRIAL VEH=61 CMS		866		376
401163 TYRE INDUST/CONS VEH>61 CMS			157	9336
401169 OTHER TYRE HERRING BONE	1007	2571		33

Contd.



## 10.11 Imports by Economic Categories (Detail)

(In Thousand Rupees)

ITEMS	SEPTEMBER, 2015	FROM JULY, 2015	SEPTEMBER, 2014	FROM JULY, 2014
401192 OTHER TYRE AGRICULTURE/MACH		2419	35	145
401193 OTH TYRE INDUSTRIAL VEH=61 CM	2324	8136	3186	5795
401194 OTH TYRE INDUSTRIAL VEH>61 CM		2667	955	2655
401199 OTH TYRE NEW PNEUMATIC RUBBER	66589	222043	72573	161403
401211 RETREATED TYRES FOR MOTORCARS		188		
401212 RETREATED TYRE FOR BUSES/LORRY	63	63		159
401213 RETREATED TYRE FOR AIRCRAFTS	3834	10882	442	4314
401219 OTHER RETREATED TYRE OF RUBBER	86	242		19
401220 USED PNEUMATIC TYRES OF RUBBER		91		
401290 OTH USED PNEUMATIC TYRE RUBBER	2776	15396	4077	12495
401310 INNER TUBES,OF MOTOR CAR/BUSES	26368	65956	23810	57448
401320 INNER TUBES FOR BICYCLES	613	6518	2980	10807
420340 OTHER CLOTHING ACCESSORIES	12014	31144	45106	99506
440290 OTH WOOD CHARCOAL NOT AGGLOMER		1280	30	4033
440710 CONIFEROUS WOOD SPECI SAW/CHIP		12308		
440725 TROPICAL WOOD DARK RED MERANTI	21916	74271	8505	39249
440726 TROPICAL WOOD WHITE LAUAN ECC	30452	78136	9628	50282
440729 OTH TROPICAL WOOD NON-CONF SAW	214150	888791	312315	1212971
440791 OAK WOOD,SWAN/CHIPPED LEN WISE		6229		13
440792 BEECH WOOD SWAN/CHIPPED L/WISE	6070	9548	18577	46303
440794 OTH TROPICAL WOOD OF CHERRY	375	705		
440795 OTH TROPICAL WOOD OF ASH	53631	186305	81093	220436
440890 OTH.LAMINAT WOOD SAWN.SLICED6M	12733	26464	9246	34707
440921 WOOD NON-CONIFEROUS OF BAMBOO	317	735	695	709
441700 TOOLS/BODIES/HANDLE OF WOOD	456	519		22
441810 WINDOWS FRENCH WINDOWS & FRAME				20
441820 DOORS FRAMES AND THERSHOLDS	14545	68608	7474	28731
441840 SHUTTERING FOR CONCRETE C/WORK	4460	4460		13693
441872 OTH MULTILAYER FLOORING PANELS				1382
441879 OTH ASSEMBLED FLOORING PANELS	1000	33173		119
551694 W-FAB ART FIB<85%WT O/FIB PTIN	192751	543169	311553	2092427
560121 OTH ARTICLES OF COTTON WADDING	1057	2419	1036	1743
560122 OTH WADDING OF MAN-MADE FIBRES	296	1622	44	1555
560129 OTHER, WADDING ARTICLES	3782	11382	983	12447
560600 GIMPED YARN,AND STRIP AND LIVE	66654	223162	44402	107229
560721 BINDER/BALER TWINE OF SISAL	2759	4346	701	3271
560729 OTH,TWINE,CORDAGE,ROPE&CABLE	3003	6687	2290	7502
560741 BINDER/BALER TWINE OF POLYTHNE	286	2566	4538	14608
560749 OTH TWINE,CORDAGE,ROP,CAB POLY	22288	32713	10764	19179
560750 TWINE,CORDAGE,ROPE,OTH SYN FIB	6237	18436	5887	17525
560790 OTH,TWINE,CORDAGE,ROPE & CABLE	5090	25813	2020	13167
560811 FISHING NETS MAN-MADE TEX MAT	37481	139028	45909	138276
560819 OTH, MADE UP NETS OF TEX MAT	24039	57220	13396	31260
560890 OTH,NOTTED NETS/NETTING ROPE	3423	8477	7251	15433
591000 TRANSMISON CONYOR BELT TEX MAT	14444	46901	13056	29417
591110 TEX FAB,FELT & FELT-LINED FAB.	19174	38911	17536	76840
591120 BOLTING CLOTH,WHET/NOT MADE UP	4705	9232	3223	9609
591131 TEX FAB & FELTS,< 650G/SQM .	3220	26512	3875	14340
591132 TEX FAB & FELTS,>O650G/SQM .	31716	64230	39221	97379
591140 STRAINING CLOTH USEDOIL PRESS	884	1777	112	173
670490 WIGS,BEARD,EYE-BROW OF OTH MAT	451	1065	61	534
680100 ARTICLE OF STONE PLAS CEMET	6	6	1333	1811
680210 TILES CUBES AND SIMILAR ARTICL			365	1520
680221 OTH MONUMENTAL BUILD STONE/ART	38390	93227	18162	74121

Contd.

## 10.11 Imports by Economic Categories (Detail)

(In Thousand Rupees)

ITEMS	SEPTEMBER, 2015	FROM JULY, 2015	SEPTEMBER, 2014	FROM JULY, 2014
680223 GRANITE	123397	374461	116205	340288
680229 OTHER STONE	90	227		1594
680291 OTH MARBL TRAVERTIN&ALABASTER	94	6164	671	3257
680293 OTHER GRANITE	312	5235		9032
680299 OTHER STONE		1220	57	227
680690 OTH ARTICLE OF HEAT INSULATING	9238	21283	4524	9245
680710 ARTICLE OF ASPHALT IN ROLL		2372	1107	3502
680790 OTH ARTICLE OF ASPHALT MATERL	13	13	1209	2638
681099 OTH ARTICLE OF CEMENT	7	2718	1374	3210
681182 O-SHT,PANEL,TILES,NOT CON ASBE	14566	38392	6532	12463
681599 OTH ARTICLE OF STONE OTH MINRL	4047	8892	6692	24640
690100 BRICK , TILE OF SILI FOSSIL	66	3372		2292
690210 REF BRICK,TILE>50%MG,CA	135736	315269	129301	380907
690220 CERAMIC>50%SILICA,ALUM	60403	89396	54934	93369
690390 OTH REFRECTORY CERAMIC GOODS	9745	36770	29884	37416
690490 OTH C/FLOORING BLOCKS F/TILE	42	268	1007	2897
690510 ROOFING TILES		4123		
690590 OTH CHIMNEY-POTS,COWLS,ETC.	48	48		7095
690600 CERAMIC PIPES CONDUITS&FITING				3042
690710 TILES CUBES ETC W/N RECT<7CM	7269	20233	12388	28277
690790 OTH,UNGLAZED CERAMICS	339308	1149486	531857	1559200
690810 TILES CUBES AND SIMILAR ARTICL	9660	24862	2435	6182
691490 OTH CERAMIC ARTICLES O/TH PORN	183	9358	1378	55585
700100 CULLET AND OTH WAST&SCRAP,GLAS	147	2049		
700210 BALLS IN GLASS UNWORKED	1456	3562	1321	9350
700220 RODS IN GLASS UNWORKED				265
700231 TUBE,FUSED QUARTZ/SILICA,UNWOR				140
700232 TUBE OF OTH GLASS UNWORKED		134	195	414
700239 OTHER, TUBES IN GLASS	29090	102748	57425	130431
700312 NON-WIRED SHEETS COLOURED,FLAS	6323	23939	5652	18313
700319 OTH NON WIRED SHEETS OF GLASS	3737	13282	20519	27265
700320 WIRED SHEETS GLASS		3902		
700330 PROFILES OF GLASS		3041		28
700420 GLASS COLOURED OPACIFIED FLASH		257		
700490 OTHER GLASS	929	16324	15194	44472
700510 NON-WIRED GLASS HAVE ABSORBENT	25519	88246	4810	39188
700521 NON-WIRED GLASS COLOURED,OP/FE	6144	39320	16937	38553
700529 OTHER, NON-WIRED GLASS	11080	46940	8050	29397
700600 GLASS BENT, EDGE-H-70.03,04,05	825	45015	161	3486
700711 THOUGHENED SAFTY GLASS FOR VES	29919	72377	31776	70528
700719 OTH THOUGHENED SAFTY GLASS	2646	49727	22683	56174
700721 LAMINATED SAFTY GLASS VEH/VESL	6978	26976	7758	28449
700729 OTHER, LIMINATED SAFETY GLASS	2289	45563	50578	61217
701090 OTH CARBOYS BOTT,FLASK,JAR,POT	55610	199763	106843	234796
701110 FOR ELECTRIC LIGHTING	9147	25179	1393	2653
701400 SIGNALLING GL-WARE,OPTCAL ELEM	1203	2539	1176	1917
701510 GLASS FOR CORRECTIVE SPECTACLE		439		
701610 GLASS CUBES/OTH SMALLWARE	4051	21929	7104	19562
701919 OTH YARN OF GLASS FIBRE/THREAD	409	5185	3670	9004
701931 GLASS MATS	50873	140742	48849	108246
701932 THIN SHEETS (VOILES)	52497	113234	52043	114745
701959 OTH WOVEN FABRICS	1293	8329	18871	25001
710210 UNSORTED, (ROUGH) DIAMONDS	3902	3902	2901	2901
710490 OTH SYN/RECONSTI SEM/PRE STONE		8827		301

Contd.

## 10.11 Imports by Economic Categories (Detail)

(In Thousand Rupees)

ITEMS	SEPTEMBER, 2015	FROM JULY, 2015	SEPTEMBER, 2014	FROM JULY, 2014
711890 OTHER COIN	15	15	4	211
720110 NON-ALLOY PIG IRON<0.5% PHOSP	33249	236622	63729	144876
720120 NON-ALLOY PIG IRON>0.5% PHOSP				12918
720211 FERRO-MANGANESE CONT 2% CARBON	60453	166108	91946	206644
720219 OTH FERRO-MANGANESE	2882	9536	7202	27215
720221 FERRO-SLICON CONT >55% SILICON	38271	159042	53862	220201
720229 OTH FERRO-SILICON	15218	36313	9852	18337
720230 FERRO-SILICO-MANGANESE	107604	424751	163449	456800
720241 FERRO-CHROMIUM CONT >4% CARBON	2399	9476	777	6019
720249 OTH FERRO-CHROMIUM	1881	3656	6605	15561
720270 FERRO-MOLYBDENUM		6529		2995
720280 FERRO-TUNGSTEN&FERRO-SIL-TUNGS	206	689	628	1273
720293 FERRO-NIOBIUM	99	99	478	671
720299 OTHER FERRO-ALLOYS		2617	5435	5435
720390 OTH FERROUS PRODUCTS			12	12
720410 WASTE/SCRAP OF CAST IRON	4721	16972	16335	46099
720421 WASTE/SCRAP OF STAINLESS STEEL	17183	94755	34482	109880
720429 WASTE/SCRAP OF OTH ALLOY STEEL	659	3204	124	759
720430 WASTE/SCRAP TINNED IRON/STL	335570	1180400	425087	1039485
720441 TURNING,SHAVING,MILLING WASTE	2807141	9271441	4353388	10856592
720449 OTHER FERROUS WASTE AND SCRAP	3987629	13025299	5710368	14583485
720510 GRANULES OF PIG IRON	1502	12176	554	10852
720529 OTH POWDER PIG IRON&SP IRON/ST		9861		15531
720711 CONT 0.25% CARBON,IRON/N-ALY/S	160776	1053990	96488	742033
720712 OTH RECTANGULAR CROSS SECT I/S			1027	1027
721790 OTH WIRE OF IRON/NON-ALOY-STEL	14011	48927	20292	87180
722300 WIRE OF STAINLESS STEEL	15871	48176	18134	46337
732599 OTH CAST ARTI OF I/S NES	26600	79696	8229	26041
732611 GRIND BALL&SIMI ARTI FOR MILLS	5	209		
732690 OTH ARTICLES OF IRON & STEEL	284916	718979	403222	944352
740200 UN-REFINED CODDER, COPP ANODES		30		
740311 REFINED COPPER,CATHODES&SECTIN	761505	2368551	762434	2069111
740312 REFINED COPPER WIRE-BARS				149
740319 OTHER, REFINED COPPER	414	5487	419	6850
740321 COPPER-ZINC BASE ALLOYS(BRASS)	561	4644	15	15
740322 COPPER-TIN BASE ALLOY (BRONZE)	3607	7330	2993	5871
740329 OTH COPPER ALLOYS(O/T H-74.05)	90	711	1004	1765
740400 COPPER WASTE AND SCRAP	56167	221138	75751	234106
741999 OTHER, ARTICLES OF COPPER	3954	8941	5421	8061
750210 NICKEL, NOT ALLOYED	101008	300895	68071	225738
750220 NICKEL ALLOYS	113	215		65
750890 OTHER, ARTICLES OF NICKLES	51191	187193	52408	170879
760110 ALUMINIUM, NOT ALLOYED	551929	1219385	341013	630943
760120 ALUMINIUM ALLOYS	241463	692222	153869	421054
761699 OTHER,ARTICLES OF ALUMINUM	38025	328412	121045	225603
780110 REFINED UN-WROUGHT LEAD	1062203	2609240	880073	2583714
780191 OTH UNWROUGHT LEAD CON ANTIMON	23996	39891		
780199 OTH UNREFIND LEAD&LEAD ALLOYED	23939	60960	16303	40935
780600 OTHER ARTICLES OF LEAD.	4776	7660	5311	10838
790111 ZINC NOT ALLOYED WT=>99.99%	140496	523471	69962	198556
790112 ZINC NOT ALLOYED WT < 99.99%	178338	511855	106373	393348
790120 ZINC ALLOYS	27813	78965	25335	75002
790700 OTHER ARTICLES OF ZINC.	218	25161	161	24960
800110 TIN, NOT ALLOYED	13126	115642	57597	134374

Contd.

## 10.11 Imports by Economic Categories (Detail)

(In Thousand Rupees)

ITEMS	SEPTEMBER, 2015	FROM JULY, 2015	SEPTEMBER, 2014	FROM JULY, 2014
800120 TIN ALLOYS		1276		
800700 OTHER ARTICLES OF TIN		1822	96	96
810196 OTHER WIRE OF TUNGSTEN	466	3510		5393
810199 OTHER ARTICLES OF TUNGSTEN		529		227
810296 OTHER MOLYBDENUM WIRE	253	734	24	24
810411 UNWROUGHT MAGNESIUM BY WT99.8%	1774	7415		4220
810419 OTH ARTICL UNWROUHT MAGNESIUM		12		446
810490 OTHER ARTICLE OF MAGNESIUM		14	496	715
810520 COBALT MATTES& OTH PRODUCTS		22300		
810590 OTH INTERMEDIATE PRO OF COBALT	180	503	11872	22613
810600 BISMUTH&ATICL INCL WASTE,SCRAP		740		
810790 OTH CADMIUM,WROUGHT & ARTICLES	486	836		404
810890 OTH TITANIUM WROUGHT&ARTICLES	1591	3297	385967	394510
810990 OTH ZIRCONIUM AND ARTICLES	790	1990	217	1435
811010 UNWROUGHT ANTIMONY POWDER	77618	191740	77531	223480
811100 MANGANES&ARTCL INC WASTE&SCRAP	99	5156	999	13043
811221 CHROMIUM UNWROUGHT POWDER	139	365		
811229 OTH UNWROUG CHROMIUM INCL WAST		99		95
811299 OTH BASE METAL UNWROUGH&ARTICL				34
961900 SANITARY TOWEL&TAMPON&SIMILAR	1288889	3066675	1293323	2542291
3. CAPITAL GOODS TOTAL	101079970	306054883	102361337*	290133853
10614 RABBITS AND HARES				20
10619 OTHER MAMMALS	145	923	862	1316
10620 RAPTIRES (INCL.SNAKES&TURTLES)	43	43		
10631 BIRDS OF PREY	286	310	66	66
10632 PSITTACIFORMES(INCL.PARROTS)	7117	15919	10222	28464
10639 OTHER BIRDS	308	452	142	270
10641 INSECTS	5879	7260	3019	3632
10690 OTHER LIVES ANIMALS	1406	3908	1486	3344
621790 PARTS OF GAR/CLOTH ACCESSORI	1292	3199	124	3729
680410 MILL STONE AND GRIND STON MIL	7610	63094	21880	73854
680421 OTH MILLSTONE OF AGGLOMER SYNT	1564	16086	5145	20396
680422 MILL STONE AND GRIND STONE/OTH	72059	261727	100282	222437
680423 OTH MILLSTONE OF NATURAL STONE	414	7535	1974	10784
680430 HAND SHARPENING POLISH STONE	2693	8505	1931	4755
680510 BASE OF WOVEN TEXTILE FABRICS	32024	131139	55627	138715
680520 ON BASE OF PAPER OR PAPERBOARD	22972	44987	24851	46977
680530 ON BASE OF OTHER MATERIALS	13016	64624	19044	49859
680610 SLAG WOOL ROCKWOOL MINERAL WOL	6895	36324	89992	104997
680620 EXFOLIATED VERMICULITE EXPEND	2666	3435	1231	3020
680800 PANELS,BOARDS,TILES BLOCKS ETC	3148	8463	351	2211
680911 BOARDS,SHEETS,PANELS,TILES ETC	16037	40675	8116	24217
680919 OTH BOARDS,SHEETS,PANELS OF PL	3272	3983	525	2716
680990 OTH ARTICLE OF PLASTICS	4	4		1809
681011 BUILD BLOCK,BRICK OF CEMENT	10	10		50
681019 OTH ARTICLE TILE,FLAGSTONE ETC	4260	7208	5035	9599
681091 PREFABRICAT STRUCTURAL COMPONT	206	206	64049	64049
681189 OTH ARTICLES NOT CON ASBESTOES	218	695		2822
681291 CLOTHING ACCE OF ASBESTOES FIB		72		
681292 PAPER MILLBOARDFELT ASBET FIBR		44		67
681293 COMPRESSD ASBESTOS FIB JOINING	14517	35280	6669	34492
681299 O-ARTI OF FABRICA ASBESTOS FIB	595	8026	2964	7642

Contd.

## 10.11 Imports by Economic Categories (Detail)

(In Thousand Rupees)

ITEMS	SEPTEMBER, 2015	FROM JULY, 2015	SEPTEMBER, 2014	FROM JULY, 2014
681320 FRICTION MATERIA CON ASBESTOES	18544	57004	20202	51912
681381 BRAKE LININGS&PADS VEH-H-8711	52224	146943	22001	78454
681389 O-BRAKE LINE&PADS NOT CON ASBE	4619	8571	8946	19926
681410 PLATES,SHEETS STRIPS OF AGLOM	42	299	918	2780
681490 OTH, ARTICLES OF MICA	398	1917	2781	3049
681510 NON ELETICAL OF GRAPHITE	15048	30075	22085	41856
681520 ARTICLE OF PEAT OTH ARTICLE	42	272	25	128
690290 OTH REFERECTORY BRIK/BLOK TILE	6620	7673	46	13447
690310 CERAMIC CON>50% GRAPHITE,CARB	970	16503	13548	21879
690320 COLD TUNDISH LINING SLIDE GATE	13547	54140	32926	84544
690890 OTH GLAZED CERAMICS WALLTILES	719088	2759322	493920	1501066
690911 LAB CERM WARE PORCELAIN/CHINA	7	16	338	655
690912 LAB CERM WARE HARD>9 MOH.SCALE	436	1954		98
690919 LAB CERAMIC WARE CHM/TECH USE	1422	6572	13920	16245
690990 OTH CERAMIC WARES AND SIMILARS	15	1317	4001	4005
691010 CERAMIC SINK,ETC.FIXT PORCELIN	51568	185070	41539	135094
691390 OTH STATUTTES, ORNAMENT	156	1176	287	371
691410 OTH CERAMIC ARTICLES OF PORCEL				295
710700 BASE METALS CLAD WITH SILVER		20		
710812 OTH UNWROUGH(GOLD)NON-MONTERY	283692	729448	255149	391439
710820 MONETARY (GOLD)		21992		10901
711100 BASE-M-SILVER/GOLD,CLAD PLTNM				226
711230 ASH CONTAINING PRECIOUS METAL		155		
711810 COIN (O/T GOLD),NOT LEGAL TEND	3	3		
720720 CONT 0.25% MORE OF CARBON I/ST		148175	10580	164842
720810 COILS, I/N-A-STEL-HOT ROLLED	8584	26190	26896	215110
720825 OTH C-HR-I/N-A-STL TH>4.75 MM	6186	10759	5598	26895
720826 OTH C-HR-I/N-A-STLTH=3-4.75MM	1149	45426	2366	5917
720827 OTH C-HR-I/N-A-STL TH<3 MM	3088	15950	24710	209729
720836 OTH C-HR-I/N-A-STL TH>10 MM	631	70286	182681	206873
720837 OTH C-HR-I/N-A-STL TH4.75-10MM		17495	107312	134842
720838 OTH C-HR-I/N-A-STL TH 3-4.75MM			479186	1029835
720839 OTH C-HR-I/N-A-STL TH<3 MM	862308	5401110	1737286	3785890
720840 NOT IN COIL I/S H-ROL W/PATERN	159212	317104	13454	15661
720851 OTH N/COIL I/S H-ROL TH>10 MM	67981	214919	170127	500839
720852 OTH N/COIL I/S H-ROLTH>4.75-10	4894	17770	8441	18564
720853 OTH N/COIL I/S H-ROL TH>3-4.75	5566	25375	4072	10344
720854 OTH C-HR-I/N-A-STL TH<3 MM	7363	24604	13178	27053
720890 OTH FLT-ROL PROD IRON WD>600MM	19104	175543	18736	162215
720915 IN COIL I/S C-ROL TH 3MM/MORE	44897	185027	26551	220702
720916 IN COIL I/S C-ROL TH > 1 < 3MM	544145	1781487	271112	1026383
720917 IN COIL I/S C-ROL TH>0.5-1MM	327415	1129509	179270	303390
720918 IN COIL I/S C-ROL TH > 0.5 MM	325155	634040	263831	569528
720925 NOT IN COIL I/S C-ROL TH 3MM/>			3794	4575
720926 NOT IN COIL I/S C-ROL TH>1M<3M	133416	319907	101973	209450
720927 C-ROL I/S TH 0.5 MM TO 1MM	364163	827072	251169	647198
720928 NOT IN COIL I/S C-ROL TH<0.5MM	8580	12274	17746	40339
720990 OTH FLT ROL PROD I/S WD>600MM	68188	143999	97696	212108
721011 I/STL PLAT/COAT TIN TH-0.5MM/>	1362	2249	2587	2789
721012 I/STL PLAT/COAT TIN<0.5MM	190908	502957	245149	998554
721020 IR/STL PLAT/COAT WITH LEAD		3822		2320
721030 ELECTROLYTICALLY PLAT/COAT ZIN	365291	928324	401434	809014
721041 COR F-R PROD I/S ZINC COAT600				651
721049 OTH F-R PROD I/S COAT ZINC>600	1865007	4852375	1501945	3815710

Contd.

## 10.11 Imports by Economic Categories (Detail)

(In Thousand Rupees)

ITEMS	SEPTEMBER, 2015	FROM JULY, 2015	SEPTEMBER, 2014	FROM JULY, 2014
721050 F-ROL I/ST COAT CHROMIUM OXIDE	38421	145263	136958	361857
721061 I/S PL/COT ALUMINIUM ZINC ALLY	4283	89859	66125	139648
721069 OTH F-ROL PROD I/S PL/COT ALUM	1587	8547	3727	5543
721070 FR I/S PAINT/VARN, COATED PLAS	213495	598909	235485	523450
721090 OTH F-ROL PRD I/NA-ST CLD,COAT	69	69	23740	33038
721113 ROLL 4 FACE I/ST TH<4M WD>150M	88	88		
721114 OTH F-ROLL I/S WD<600MMTH>4.75	13830	58169	5450	62220
721119 OTH F-ROLL I/S WD <600MM-CR	6223	33639	9709	37995
721123 F.ROL I/ST CR WT<0.25% CARBON				4398
721129 OTH F-ROL PROD C/ROL WD<600MM	4007	29272	21170	42264
721190 OTH F-ROL PROD I/STL WD<600MM	30746	192664	100273	194042
721220 I/S ELECTROLYTCAL PL/CT W/ZINC	5821	17083	20497	35104
721230 I/STEEL OTH WISE PL/CT W/ZINC	229	17592	1810	12727
721240 I/STEEL PAIN/VABNI/COT W/PLAST	792	7224		3750
721250 I/STEEL OTHWISE PLATED/COATED		9390	9002	16416
721310 BARS/RODS HOT/ROL I/S,CON RIBS		20029	18721	43671
721320 BARS/RODS HOT/ROL FREE-CUT STL		302		
721391 OTH CIRCULAR C/SEC <14 MM DIA	355095	1128641	360357	877697
721399 OTH BAR/ROD H-ROL IRR-WND-COIL	17862	41341	10041	126491
721410 BAR/RODS IRON NA STEEL FORGED	5442	50570	11322	55233
721420 BAR/ROD I/S CON RIBS GROOVES	187252	499944	6754	18773
721430 OTH BAR/RODS OT/THAN HEAD72.13	5812	20726	9260	11483
721499 OTH BAR/ROD I/S O/THN H-72.13	375	431	509	1386
721510 BARS/RODS FREE CUT STEEL COLD	8862	32143	552	15912
721550 OTH BAR,ROD COLD-FORMED OF I/S	433	7975	3967	11001
721590 OTH BAR/RODS,OTH NONALLOY STEL	7904	24290	570	3096
721610 U,I,H SECTIONS H-ROL HIGH<80MM		109	124	1223
721621 L SEC H/ROL HT<80 MM 1/NA STEL	161	161		2134
721622 T SEC H/ROL HT<80 MM 1/NA STEL			446	446
721631 U,I OR H SEC H-ROL HT 80M 1/ST	92691	287577	20165	58110
721632 I SECTION	21727	75122	71336	142889
721633 H SECTION	41238	140442	74586	142136
721640 L&T SEC H-ROL HT 80MM OR MORE	1842	2699		10610
721650 OTH ANGLE/SHAPE SEC HOT H/ROL	20580	46163	5050	5050
721661 ANGLE/SHAPE SEC COLD/ROLL			150	150
721669 OTH ANGLE/SHAPE SEC I/S C-ROLL		132	1351	1454
721691 OTH C/FORM I/ST FLAT ROL PROD				352
721699 OTH ANGLE/SHAPE SEC IRON/STEEL	548	46673	2119	7594
721710 WIRE OF I/S NOT PLATED/COATED	17114	71527	33114	54477
721720 WIRE OF I/S PLATED/COAT W/ZINC	22463	51147	47	35757
721730 WIRE I/S PLATED/COAT W/O B-MTL	42791	126311	33749	120694
721899 OTH SEMI-FINISHED PRO ST/STEEL	11675	15573	28	548
721911 F/ROL PROD ST/STEEL HR TH>10MM		4044	403	403
721912 COILS ST/STEL-HR TH>4.75-10MM		825	17506	17506
721913 COILS ST/STEL-HR TH>3MM-4.75MM	837	1388	6665	6665
721914 COILS ST/STEL-HR TH>3MM	5190	11627	9476	29403
721921 COILS ST/STEL-HR TH>10MM	627	6879	816	4897
721922 COILS ST/STEL-HR TH>4.75-10MM		3907		
721923 COILS ST/STEL-HR TH>3MM<4.75MM	575	2446	2707	9486
721924 COILS ST/STEL-HR TH>3MM	2222	3210	1236	15002
721931 COILS ST/STEL-CR-TH >4.75 MM	17087	37952	5058	6480
721932 COILS ST/STEL-CR-TH>3MM-4.75MM	17799	51140	24288	55013
721933 COILS ST/STEL-CR-TH >1MM <3MM	96048	302747	42745	117117
721934 COILS ST/STEL-CR-TH>0.5MM<1MM	37933	157535	60173	182429

Contd.

## 10.11 Imports by Economic Categories (Detail)

(In Thousand Rupees)

ITEMS	SEPTEMBER, 2015	FROM JULY, 2015	SEPTEMBER, 2014	FROM JULY, 2014
721935 COILS ST/STEL-CR-TH >0.5MM	137607	555869	149966	505089
721990 OTH F/ROL PROD ST/ST WD>600 MM	427514	1374810	555151	1527277
722011 F-ROL ST/STEEL H-ROL TH>4.75MM				1166
722012 F-ROL ST/STEEL H-ROL TH<4.75MM	220	1196	4324	4425
722020 COILS ST/STEEL H.ROLLTH <600MM	38004	121631	54056	180268
722090 OTH F/ROL PROD,ST/ST WD <600MM	559	17503	12589	40566
722100 BAR/RODS H/ROL IN COIL ST/STEL		63		
722211 BAR/ROD ST/ST NFW H/ROL CC/SEC	30327	82021	19047	74499
722219 OTH BAR/ROD ST/ST NFW HOT/DRWN	155	1032	1354	3179
722220 BAR/ROD ST/ST NFW C/FOR,C/FIN	2151	20842	4194	14273
722230 OTH BAR/ROD OF STAINLESS STEEL	17642	35003	11200	38065
722240 ANGLE/SHAPES&SECTION ST/STEEL	1009	4762	520	10017
722490 OTH SEMI-FIN PROD OTH A/STEEL	89686	1125905	319957	629649
722511 GRAIN-ORIENTED SIL-ELEC-STEEL	301046	744012	213401	563650
722519 OTH F/ROL PROD SIL-ELEC-STEEL	111547	267264	24798	76003
722530 OTH NFW HOT/ROLLED IN COILS	2911970	8345675	2820275	5343924
722540 OTH NFW HOT/ROLLED NOT IN COIL	150103	334214	147900	432176
722550 OTH ALLOY STEEL NOT WORK(RDUC)		51083	4450	7200
722592 FLATROLLED PROD O/W ZINC PLATE	269	518	344	1790
722599 OTH F/ROL PROD OTH ALLOY STEEL	105380	172553	146008	257881
722611 GRAIN-ORIENTED SILICON ELEC ST	78228	135531	472	6368
722619 OTH FLAT ROLLIPROD SILICON E/S				1046
722620 FLAT/ROL PROD HIGH SPEED STEL			52	52
722691 OTH FLATROL PROD NETWORK HOT/R	191	1588	146	1498
722692 OTH F/ROLL PROD NETWORK COLD/R	19841	60934	27575	43441
722699 OTH F/ROL PROD OTH ALLOY STEEL	158	158	2676	2676
722790 OTH BAR/ROD H/ROLL W/COIL A/ST	333531	590718	221462	390524
722810 BAR/RODS OF HIGH SPEED STEEL	483	900		
722820 BAR/RODS OF SILICO-MAG STEEL			279	492
722830 OTH BAR/ROD HOT ROLLED	246398	494840	15393	160938
722840 OTH BAR/ROD NOWORK FORGED	7734	12720	1929	12053
722850 OTH BAR/ROD NOWORK C/FOR,C/F	14688	22527	393	911
722860 OTH BAR/ROD ALLOY STEEL NES	69569	92363	11010	23341
722870 ANGLES, SHAPES AND SECTIONS		57353		
722880 HOLLOW DRILL BARS AND RODS		436		605
722920 WIRE OTH ALLOY STEL SILICOMANG			4979	16971
722990 OTH,WIRE OF OTHER ALLOY STEEL	8096	31880	20365	66442
730110 SHEET PILING IRON AND STEEL	5716	20818		
730120 ANGLE SHAPES & SECTIONS OF I/S	1953	2754	619	1150
730210 RAILS OF IRON AND STEEL	12442	27623	863	212676
730230 SWITCH BLADE, CROSS-FROG P/ROD	372	372		100
730240 FISH-PLATES AND SOLE PLATES		2082		
730290 OTHER MATERIALS JOINTING RAILS	533	986	4970	6589
730300 TUBE/PIPE,HOLLOW PROFILE C/IRON	5290	40390	13062	25833
730411 L.P FOR OIL&GAS S-STL SEAMLESS		6435	302	1043
730419 OTH LINE PIPE I/S FOR OIL&GAS	170109	621443	502452	584717
730422 DRILL PIPE S-STL DRILL OIL/GAS			20674	24898
730423 OTH DRILL PIPE I/S FOR OIL&GAS	465477	1055018	1460388	3006301
730424 OTHER PIPE OF STAINLESS STEEL	755	1698	16156	1009907
730429 OTH CASING,TUBING I/S-OIL/GAS	527373	986848	171157	1123750
730431 O- COLD-ROLLRD C.C.SEC I/N.A.S	19631	48804	7601	71397
730439 OTH CROSS SECTION OF N.A-STEEL	156499	524506	114424	657617
730441 COLD ROLD CR-SEC OF STAIN-STL	7514	39190	5050	52514
730449 OTH CROSS SECTION OF STAIN-STL	39223	184791	54040	135590

Contd.

## 10.11 Imports by Economic Categories (Detail)

(In Thousand Rupees)

ITEMS	SEPTEMBER, 2015	FROM JULY, 2015	SEPTEMBER, 2014	FROM JULY, 2014
730451 O-C.C.SEC COLD ROL(ALLOY-STL)			22163	22163
730459 O-CIR CROSS SEC OF (ALLOY-STL)	4723	48052	1403	9651
730490 O-TUBE PIPE/HOLLOW -PRO SEAMLE	40173	204845	12451	31409
730511 LINE PIPE USED OIL/GAS WELDED	795	28596	18572	63698
730512 OTH LINE PIPE USED OIL GAS WLD		7008		8431
730519 OTH LINE PIPE USED OIL/GAS P/L	2316	58933	461852	821093
730520 CASING FOR DRILLING,OIL/GAS			34983	34983
730539 OTHER, WELDED TUBES AND PIPES				143065
730590 OTHER, TUBES AND PIPES	2465	2465	9905	123535
730611 L.P-WELDED OF STA-STL(OIL/GAS)	486	3132		12054
730619 OTH-LINE PIPE O/G PIPELINE I/S	30029	88589	18986	182046
730621 CAS/TUB WELDED LINE PIPE STA-S		290		
730629 O-CASING/TUB LINE PIPE O/G I/S	186	186	10953	40663
730630 COPPER COAT MILD STL TUB-8.5MM	40874	180818	66059	96610
730640 O-WELDED C.C.SEC OF STAIN-STL	154935	613999	155753	590824
730650 O-WELDED C.C.SEC NON ALLOY-STL	26828	104301	39234	117725
730661 O-TUBE,PIPE WELD SQUARE C-SEC	30402	76737	18544	73677
730690 OTH TUBE PIPE HW-PROFILR I/STL	25366	90342	27263	48495
730711 CAST FIT N-MALLEABLE CAST-IRON	921	20607	1672	23450
730719 OTHER, CAST FITTINGS	53371	169091	41266	132590
730721 FLANGES, OF STAINLESS STEEL	11876	38685	7297	29601
730722 THREADED ELBO,BEND,SLV S/STEEL	3553	8888	8629	18003
730723 BUTT WELDING FITTING STAINSTEL	7212	14821	764	33750
730729 OTH TUBE,PIP FITTING STAINSTEL	87948	181392	316600	501866
730791 FLANGE AIR-P AGRI-TRACTOR<=80H	16586	98773	18700	57107
730792 THREAD ELBO,BEND/SLV IRN/STEEL	11772	88166	63578	116010
730793 BUTT WLEDING FITTING IRON/STEL	16832	42753	38716	102222
730799 OTH TUBE,PIP FIT IRN/STEL NEC	187785	669702	560334	999669
730810 BRIDGES AND BRIDGE-SECTIONS			32989	32989
730820 TOWERS AND LATTICE MASTS	1273478	2086149	196764	920929
730830 DOR,WIN/FRAMES,TH-HOLD,FORDORS	11417	28191	82753	89018
730840 EQUIP SC-FOLD SHUT PROP PITPRO	47208	99089	2207	66015
731100 CONT COMPRESSED/LIQUID GAS IR/S	55417	160216	34996	91278
731210 STANDARD WIRE ROPES AND CABLES	46015	200527	62797	214919
731290 OTH WIRE,ROPE,CABLE,SLINGS I/S	818	25124	37340	77096
731300 BRABED WIRE OF I/S TNIS HOOP	10696	38639	3581	15953
731412 ENDLESS BAND MACH STEL W-CLOTH		3140		1005
731414 OTH WOVEN CLOTH OF STAIN STEEL	4310	34533	557	8343
731419 STEEL CORD FABRIC LIN MNF TYRE	1290	7119	6899	10905
731420 GRIL NET FENC W/LD D=3MM MS100	444	2598	12833	25153
731431 OTH GRL NEW FENC/WLED COTD ZNC		713		
731439 OTH GRL NET FENCING AT INTSEC		844	1643	15129
731441 OTH CLO GRL NET FENC PL/COT ZN	12498	30575	10102	28829
731442 OTH CLO GRL NET FENC PL/COT PL		2614	1282	7098
731449 OTH CLO GRL NET /FENFING	13463	101051	26405	88902
731450 EXPANDED METAL OF IRON OR STEL	1369	3878		
731511 ARTICULATED LINK ROLLER CHAIN	85000	227398	84214	257029
731512 OTHER CHAIN, ARTICULATED LINK	29231	77706	29581	52851
731519 PARTS, ARTICULATED LINK CHAIN	18143	40650	4970	7718
731520 SKID CHAIN	720	1517		101
731581 STUD LINK	1912	2405	2987	5874
731582 OTHER, WELDED LINK	6955	19275	5412	6969
731589 OTHER CHAIN,	2615	7544	415	5753
731590 OTHER PARTS OF CHAIN	3989	9033	724	7680

Contd.



## 10.11 Imports by Economic Categories (Detail)

(In Thousand Rupees)

ITEMS	SEPTEMBER, 2015	FROM JULY, 2015	SEPTEMBER, 2014	FROM JULY, 2014
731600 ANCHORS,GARNPNELS PARTS IRON/ST	11965	24232	4963	6798
731700 NAILS,TAKES,DRAWING PINS IR/ST	24956	74369	24564	71743
731811 COACH SCREW I/S THREADED	499	2286	224	580
731812 OTH WOOD SCREW I/S THREADED	2902	10149	3044	6378
731813 SCREW HOOKS,SCREW RING RVT I/S	502	1282	209	742
731814 SELF-TAPPING SCEWS, THREADED	10425	35255	15530	41631
731815 OTH SCREW,BOTLS W/N NUT/WASHER	125684	472400	102174	319936
731816 NUTS, THREADED OF IRON/STEEL	49428	142497	100724	195525
731819 OTH BOLT,NUT,WASHER,RVT I/S TH	10899	41104	23517	54755
731821 SPRING WASHER LOCK WASHER N-TH	2466	11779	4429	8161
731822 OTHER WASHERS. NON-THREADED	9269	25127	13862	37956
731823 RIVETS, NON-THREADED	5677	14692	54463	137428
731824 COTTERS/PINS NON THREADED I/S	105	1232	2634	4662
731990 OTH KNITTING NEDLS,CRO HOOKS	14669	31226	5783	24001
732010 LEAF-SPRINGS&LEAVES THEREFOR	21119	46435	4924	14879
732020 HELICAL SPRINGS	651	6332	1526	7935
732190 PARTS OF I/S,COOK APPLI&PLAT-W	4617	35962	9074	32457
732211 RADIATORS/PARTS CAST IRON E-EL	1249	1317	190	1741
732219 OTH RADIATOR AND PARTS THEREOF	1573	9471	4237	8049
732490 OTHER, INCLUDING PARTS	12606	39842	9722	33535
732510 OTH CAST ARTI I/S N-MEL C-IRON	1989	2114	4250	4250
732591 GRINDING BALLS SIMI ARTI MILLS	2985	31329	16353	56746
732619 OTH ATI FORGED/STAMPED N-WORK	61279	234550	38159	125928
732620 ARTICLES OF IRON OR STEEL WIRE	2149	5532	4486	8625
740500 MASTER ALLOYS OF COPPER.			906	1284
740610 COPER-POW OF NON-LAMELLAR STRU	621	6497	1707	6778
740620 COPER-LAMELLAR STRUCTURE FLAKE	21827	40927	13617	44702
740710 BAR,RODS OF REFIND COPPER	71854	191869	41424	212377
740721 COPPER BAR,ROD PROFIL ZINC BAS	3608	5290	496	8430
740729 OTH BAR,ROD,PROFIL COPP ALLOYS	4125	8500	946	6494
740811 WIRE REF COPP MAX CR-SEC DI>6M	13849	41967	35852	87639
740819 OTHER, WIRE OF REFINED COPPER	10642	52042	11634	36361
740821 WIRE OF COPPER ALLOY ZINC BASE	2125	6435	5695	7567
740822 WIRE OF COPPER ALLOY NICK BASE	2695	3561		
740829 OTH WIRE OF COPPER ALLOYS ETC	238	1200	40	540
740911 PLAT,SHEET,STRIP REF COPP COIL	1187	16837	21	18470
740919 OTH PLAT SHEET&STRIP REF COPP	1422	17077	2398	5377
740921 PL,SH&STRIP COPP ZINC BAS COIL	17559	50873	10807	35646
740929 OTH PL/SH/STRI COPP ZINC BAS	2412	4752	871	6188
740931 PL/SH/STRIP COPP TIN BAS COILS			51	51
740939 OTH PL/SH/STRIP COPP TIN BAS-C	130	130	142	394
740940 PL/SH/STRIP COPP NICKLE BASE				38
740990 PL/SH/STRIP OTH COPP ALLOYS NS	195	483	541	2667
741011 FOIL REFINED COPP NOT BACKED	59352	221061	67718	205919
741012 FOIL OF COPP ALLOYS,NOT BACKED	15315	98029	36290	130818
741021 FOIL OF REFINED COPPER,BACKED	27	5679	332	16339
741022 FOIL OF COPPER ALLOYS,BACKED	1177	1177	2316	5125
741110 TUBE & PIPE OF REFINED COPPER	72868	365021	171931	508532
741121 TUB&PIPE COPP ZINC BAS ALLOYS	1772	4104		6583
741122 TUB&PIPE COPP NICKLE BAS ALLY		364		
741129 OTH TUBE&PIPE OF OTH COPP ALLY	430	2112	383	2533
741210 COPP TUBE/PIPE FIT REF COPPER	122	1641		556
741220 COPP TUBE/PIPE FIT COPP ALLOYS	2145	8124	2575	14680
741300 STANDARD WIRE,CABL PL-BAND-NEI	42607	47920	239	509

Contd.

## 10.11 Imports by Economic Categories (Detail)

(In Thousand Rupees)

ITEMS	SEPTEMBER, 2015	FROM JULY, 2015	SEPTEMBER, 2014	FROM JULY, 2014
741510 NAIL,TACK,DRW-PIN,STAPL,S-ARTI	916	1978		1295
741521 WASHERS/INCL SPRING WASH N-THR	176	710	137	214
741529 OTH NOT THREADED ARTI COPPER	1175	2902	948	1881
741533 OTH THRD SCREW,BOLT,NUT COPPER	3236	4099	542	1854
750400 NICKEL POWDERS AND FLAKES.	477	5707	5521	8574
750512 BAR,ROD,PROFILE NICKLE ALLOYED	127	1910	109	845
750521 WIRE OF NICKEL, NOT ALLOYED	326	326	2023	2023
750522 WIRE OF NICKEL, ALLOYED	3239	7756	564	5192
750610 PLAT,SHET,STRIP,FOIL NICK N-AL	6193	7793	2249	12634
750620 PLAT,SHET,STRIP FOIL NICK ALOY	2686	3125	349	14064
750711 TUBE&PIPE OF NICKEL NOT ALLOYD				775
750712 TUBE & PIPE OF NICKEL ALLOYED		3257	4295	6838
760200 ALUMINIUM WASTE AND SCRAP.	480803	1716096	572880	1660508
760310 POWDER OF NON-LAMELLAR STRUCTU	1010	1571	559	14171
760320 POWDER OF LAMELLAR STRU FLAKES	8980	14958	6972	8071
760410 BAR ROD PROFILE ALUM NOT ALLOY	12766	44246	5483	10240
760421 HOLLOW PROFILE OF ALUM ALLOYD			19	2042
760429 OTH BAR,ROD&PROFIL ALUM ALLOYD	7221	17483	5804	22369
760511 ALMU WIRE N-ALLOY MAX DIA>6MM	19890	33301	5630	26463
760519 OTH ALUMINIUM WIRE NOT ALLOYED	10473	26623	8267	27922
760521 ALUM WIR ALLOY MAX CRS DIA>7MM		2031		250
760529 OTH ALUMINUM WIRE, ALLOYED	5818	21116	6233	8178
760611 RECTANGLE&SQUARE ALUM NOT ALLY	14397	74218	26779	125366
760612 RECTANGULAR/SQ ALUM MOTALLOYED	168438	425412	93818	325678
760691 OTH PL,SHET,STRL ALUM NOT ALOY	12447	32165	798	15172
760692 OTH PL,SHET&STRIP ALUM ALLOYED	17514	30982	20874	55361
760711 ALUM FOIL ROLLED N-WORK/BACKED	234759	706167	241253	648853
760719 OTH ALUMINIUM FOIL NOT BACKED	171429	492860	166068	513543
760720 ALUMINUM FOIL, BACKED	101288	378440	148079	388211
760810 TUBE, PIPE OF ALUM NOT ALLOYED	2537	4395	1067	2327
760820 TUBE, PIPE OF ALUM ALLOYED	7341	37034	5377	29723
760900 ALUM TUBE,PIPE FIT(COUP/ELBOW)	8052	11184	1577	6982
761010 DOORS,WINDOW, FRAMS,THRESHOLDS	1740	14291	5529	23802
761300 ALUM CONT FOR COMP/LIQUE GAS	1629	5097	745	1790
761410 STAND WIR,CABL PL,ALU S-CORE		3	65957	65957
790310 ZINC DUST(BLUE POWDER)	5033	6473	2895	3054
790390 OTHER ;ZINC POWDER AND FLAKES				1412
790400 ZINC BARS,RODS,PLROFILE&WIRE	2957	15698		4723
811300 CERMETS&ARTICLE INCL WAS/SCRIP			44	44
820110 SPADES AND SHOVELS	2987	9681	561	2119
820130 MATTOCKS, PICKS, HOES & RAKES		303		39
820140 AXES,BILLS HOOKS&SIMI HEW TOOL		376		41
820150 SECATEURS&ONE-HAND PRUNERS SHR		59		19
820160 HEDGE SHEARS, TWO-HAND PURNING	200	200		
820190 OTH HAND TOOL AGRICUL,HORTICUL	24	507	19	258
820210 HAND SAWS	1976	15350	2209	9085
820220 BAND SAW BLADES	2257	3370	862	2499
820231 CIRCULAR SAW BLADE WITH STEEL	1719	16806	3561	11905
820239 OTH CIRCULAR SAW BLADE,O/MATER	4340	9286	2683	3254
820240 CHAIN SAW BLADES	1527	3654	353	1813
820291 STRAIGHT SAW BLADES,WORK METAL	16378	19004	807	4078
820299 OTHER SAW BLADES	12217	34472	5784	21172
820310 FILES, RASPS & SIMILAR TOOLS	4750	15464	4896	28821
820320 PILERS,PINCERS,TWEESZERS S-TOL	15150	54818	16021	50383

Contd.

## 10.11 Imports by Economic Categories (Detail)

(In Thousand Rupees)

ITEMS	SEPTEMBER, 2015	FROM JULY, 2015	SEPTEMBER, 2014	FROM JULY, 2014
820330 METAL CUTTING SHEARS&SIM TOOLS	1095	4345	1214	5004
820340 PIPE CUTTERS BOLD CROPPERS,ETC	2079	5383	688	9810
820411 NON-ADJUS H-OPER SPANER,WRENCH	36117	84500	26859	75313
820412 ADJUSTABLE H-OPER SPANER,WRENC	13842	47223	34478	62188
820420 INTERCHAGEABLE SPANNER SOCKETS	3245	8690	3642	10281
820510 DRILLING,THREADING TAPPING TOL	773	9599	210	3063
820520 HAMMERS AND SLEDGE HAMMERS	2492	10461	1298	4718
820530 PLANES,CHISELS,GOUGE WOOD WORK	441	5563	1492	3013
820540 SCREW DRIVERS	7070	33942	9228	22911
820551 OTHER HAND TOOLS H-HOLD N.E.S.	1951	6507	2131	4332
820559 OTH HAND TOOL(GLAZZIER DIMOND)	13173	99616	13786	52323
820560 BLOW LAMPS		56	56	283
820570 VICES, CLAMPS AND THE LIKE	960	5048	3464	8228
820590 SETS OF ARTI.TWO/MORE,SUB-HEAD	3994	23091	7436	61322
820600 TOOL TWO/MORE OF H.82.02TO.05	12476	18327	373	1562
820713 ROCK DRILLING,EARTH BORING TOL	2068	8352	1672	13546
820719 OTH INC PARTS ROCK DRIL,E-BORI	150559	506678	261730	720688
820720 DIES FOR DRAWING/EXTRUD METAL	3808	12016	5395	14894
820730 TOOL FOR PRESS, STAMPING/PUNCH	7193	19573	15954	28533
820740 TOOLS FOR TAPPING OR THREADING	6324	10218	1856	3946
820750 TOOL FOR DRILLING O/T ROCK DRL	18018	284048	19950	165838
820760 TOOLS FOR BORING OR BROACHING	1903	10983	1496	6121
820770 TOOLS FOR MILLING	15839	24763	1439	6038
820780 TOOLS FOR TURNING	4392	20485	12885	22493
820790 OTH INTERCHANGEABLE TOOLS	47630	125059	24747	70858
820810 KNIVS&CUTING BLADE METAL WORK	3316	9928	3473	7036
820820 KNIVS CUTING BLADE WOOD WORK.	2249	5727	1784	14585
820830 KNIVS&CUTING BLADE KITCHEN APP	2406	5323	3608	7234
820840 KNIVS&CUTING BLADE AGRI HORT	298	5880	3083	5868
820890 OTH KNIVES CUTING BLADES F/MAC	54600	138665	32999	146996
830260 AUTOMATIC DOOR CLOSERS	5154	21232	9401	16850
831190 OTH WIRE&RODS AGGLOMTR B/METAL	19303	62840	619723	630253
840140 PARTS OF NUCLEAR REACTORS	4155	446487		987986
840211 WATERTUBE BOIL S/PROD>45T/H	674081	1631513	1863	721618
840212 WATERTUBE BOILER S/PROD-45T/H	68106	107568	113953	361755
840219 OTH VAPOUR GENERATING BOILERS,	603666	1067463	151863	352039
840220 SUPER-HEATED WATER BOILERS		2621	12968	39138
840290 PARTS OFSTEAM/OTH VAPOUR G/BOL	67180	139017	16650	48146
840310 BOILERS		8037	5063	10058
840390 PARTS CENTRAL HEATING BOILERS		4291	357279	357802
840410 AUXILIARY PLANT FOR BOILER	3597	3641	3786753	3795355
840420 CONDENSERS STEAM/VAP POW UNIT	25153	57091		77814
840490 PARTS MASHINE H-8404.1000	9737	25749	26936	74645
840510 PRODUCER WATER GAS GENERATORS	10106	15863	5492	141010
840590 PART PROD GAS WATER GENERATOR	682	5682	381	42248
840610 TURBINES FOR MARINE PROPULSION		292		
840681 OTH TURBINE OUTPUT EXCEED 40MW	3823	3823		
840682 O-TURBINE OUTPUT NOT EXC 40MW	690583	798588	276389	575983
840690 PARTS OF STEAM TURBINES	145189	431262	1032083	1095484
840710 AIRCRAFT ENGINES	62326	1346227	18839	288340
840721 MARINE PROPULSION ENGINES	40792	106769	24788	112402
840729 OT MARINE SPARK-IGN-ROTRY ENG.	519	519		855
840731 PISTION ENGINE CAPACITY-50CC	2571	8604	6629	42768
840732 PISTON ENG CAPACITY 50-250CC	38670	116071	44121	116761

Contd.

## 10.11 Imports by Economic Categories (Detail)

(In Thousand Rupees)

ITEMS	SEPTEMBER, 2015	FROM JULY, 2015	SEPTEMBER, 2014	FROM JULY, 2014
840733 PISTON ENG CAPACITY 250-1000CC	2767	11837	5985	11932
840734 PISTON ENG CAPACITY EX1000CC	19550	61888	27709	46750
840790 OTH ENGINES	12311	86661	17339	93794
840810 MARINE PROPULSION ENG-DIESEL	2583	4684	2959	5759
840820 ENGINE FOR VEH CHAPTER-87	26055	105488	37926	108708
840890 OTH ENGINES	71487	164904	53409	189713
840910 PARTS FOR AIRCRAFT ENGINES	3137	13950	17	85
840991 PARTS,SPARK-IGNITON PIST ENGIN	396125	1599025	694374	1579147
840999 OTH PART,COMPRES-IGN PIST ENG	750940	2063249	1100976	2515916
841011 HYD,TURBINE,WATER WHEE-1000KW		50171		124260
841013 HYD TURBINE,W/WHEEL>10,000KW	815348	1342876	380983	457712
841090 PARTS, INCLUDING REGULATORS	156179	658984	1448	25473
841122 TURBO-PROPLER EXCEED 1100KW		82968		
841181 OTH GAS TRBIN NOT EXCD 5,000KW		353906		
841182 OTH GAS TURBIN EXCE-5,000KW	248162	417145		130070
841191 PARTS TURBO-JET /PROPELLERS		14743		
841199 OTH, PARTS OF GAS TURBINES	964836	1847814	635709	1254474
841210 REACTION ENG OTH THAN TURB-JET				287
841221 LINEAR ACTING,HYD ENGINE&MOTOR	1258	5366	809	24469
841229 OTH, HYDRAULIC POWER ENG&MOTOR	3622	66068	12474	51002
841231 LINERA ACT,PNEUMATIC ENG&MOTOR	1884	6348	6259	13455
841239 OTH, PNEUMATIC ENG & MOTOR	4903	17042	10671	16235
841280 OTH, ENGINES AND MOTOR	709	742	2009	225830
841290 PARTS OF ENGINES AND MOTOR	6731	469799	24799	53453
841311 PUMPS FOR DISPENSING FUEL/LUB	13363	69497	47259	91220
841319 O-PUMP FITTED MEASURING DEVICE	6578	76955	5508	41265
841320 HAND PUMP O/THN H-841311,19	406	3570	1091	2534
841330 FUEL LUBRICATING/COOLING PUMPS	70213	611947	83225	303522
841340 CONCRETE PUMPS	79354	162862	15690	37769
841350 OTH POSITIVE DISPLACEMENT PUMP	12192	38938	14761	87783
841360 OTH ROTARY PIDISPLACEMENT PUMP	1610	20324	7271	28718
841370 OTH CENTRIFUGAL PUMS	277260	716901	252101	783864
841381 OTH PUMS LIQUID ELEVATORS	70703	450671	47787	316822
841382 LIQUID ELEVATORS	312	3686		177152
841391 PART OF PUMPS	196877	480184	135416	898311
841392 PARTS OF LIQUID ELEVATORS PUMP		1541	181	543
841410 VACUUM PUMS	15947	38700	38305	58027
841420 HAND/FOOT OPERATED AIR PUMS	10252	18141	1219	6932
841430 COMPRESSOR REFRIGERATOR EQUIP	582073	2708997	575386	2442428
841440 AIR COMPRESSORS MOUNTED W/CHAS	40542	63013	9419	150502
841451 FANS TABLE,FLOOR,WALL,WINDOW	40169	171866	31208	239278
841459 OTH FANS	31561	138183	30209	126781
841460 HOODS MAX-HORIZONTAL SIDE120CM	15990	43110	11938	37628
841480 OTH GAS COMPRESOR&RECYCL RODS	523383	1214653	987494	1820316
841490 PARTS AIR/VACUM PUMPS ETC.	293391	759343	721094	1476564
841510 WINDOW/WALL TYPE AC/SPLIT SYS	187675	621567	122196	509623
841520 A.C.MACHINES FOR MOTOR VEHICLE	99	2443	14828	15516
841581 A.C.MACH COMP MOTOR DRI FAN	11714	65366	3841	19208
841582 O- AC INCOR REFRIGIRATING UNT	32266	56807	23965	49716
841583 OTH A.C. MACH NOT REFRIG UNIT	53016	118727	38724	123336
841590 PARTS OF AIR CONDITION MACHINE	286004	872981	309150	936006
841610 FURNACE BURNERS LIQUID FUEL	18235	53187	180	747
841620 OTH FURNAC BURNER INCL COMBINT	3675	14425	58339	70379
841630 MECHANICAL STOKERS GRATES ETC	139482	216857	93256	251195

Contd.

## 10.11 Imports by Economic Categories (Detail)

(In Thousand Rupees)

ITEMS	SEPTEMBER, 2015	FROM JULY, 2015	SEPTEMBER, 2014	FROM JULY, 2014
841690 PART OF BURNRS OTH ART OF 7412	16650	68586	15296	39041
841710 FURNAC & OVEN F/ROAST/MELTING	101681	127259	8968	43208
841720 BAKERY OVENS INCL BISCUIT OVEN	6027	31320	7820	17101
841780 OTHER FURNANCE AND OVENS INDUS	656742	1143339	30006	62269
841790 PART OF INDUSTRIAL LAB FURNACE	26391	145959	94765	134027
841810 COMBINED REFRIG-FREEZE W-DOORS	31307	107183	5879	25883
841821 REFRIGERATORS HOUSEHOLD TYPE	43338	134830	48803	132364
841829 OTH REFRIGERATOR HOUSHOLD TYP	16810	58033	13613	51191
841830 FREEZERS OF CHEST TYPE	5008	9643	3340	3340
841840 FREEZERS OF THE UPRIGHT TYPE	7039	19349	2390	13235
841850 O-FURNI-STORAGE,DISPLY FRZ EQU	6971	139442	8560	33251
841861 OTH REFRIG FREZ EQPT HEAT PUMP			423	423
841869 OTH REFRIG FREZ EQUIP HEAT PUMP	265544	684978	182850	660123
841891 FURNITURE REFRIG FREEZING EQPT	160	8212		4811
841899 OTH PARTS REFREGERATING EQUIPT	194332	716082	128704	740009
841911 INSTANT GAS WATER HEATERS	56698	120272	34860	70133
841919 OTH INSTANT STRONGWATER HETER	3109	13285	13810	17814
841920 MEDICAL SURGICAL LAB STERILISE	6998	31386	104660	117182
841931 DRYERS AGRICULTUL PRODUCTS	19974	22848	132	5223
841932 DRYERS WOOD PAPER PULP P/BOARD				406
841939 OTHER DRYERS	40032	249155	62113	112717
841940 DISTILLING RECTIFYING PLANT		35959	4727	103832
841950 HEAT EXCHANGE UNITS	21231	111143	390788	442548
841960 MACHINERY LIQUIFY AIR O/GASES	202	22658	11924	35764
841981 OTH MACH PLANT EQPT HOT/COL FD	80242	139395	33352	58203
841989 OTH MACHINERY PLANT AND EQPT	684667	1320053	552258	1438904
841990 PARTS MACH PLANT LAB EQUIP ETC.	82948	252384	1392748	1661775
842010 CALENDERING OTH ROLL MACHINES	302	5510	5305	22448
842091 CYLINDER(FOR CALENDERING MACH)	146	1761	2883	13627
842099 OTH PART OF CALENDER MACHINE	9843	12817	4070	7843
842111 CREAM SEPARATORS	10648	10648	6267	14999
842112 CLOTHES-DRYERS	1443	3363	19	19
842119 OTH CENTRIFUGES INCLUDING DRYR	95646	156627	480108	565524
842121 FILTERING PURIFY MACH&APARATUS	276525	783045	50289	440674
842122 FILTERING MACH FOR BEVERAGES	6183	15577	57	13302
842123 OIL&PETROL-FILTER INT.COMBSN	35982	102562	11750	58025
842129 OTH FILTER MACHS APPARATUS NES	80800	202612	41450	182204
842131 INTAKE AIR FILTER COMBTION ENG	54980	241932	64965	372158
842139 OTH FILTERING PURIFY MACH/APPA	286251	667453	194471	699742
842191 PARTS CENTRIFUGES INCL DRYER	49943	161178	91301	206341
842199 PARTS OF FILTERING PURIFY MACH	46000	136092	117828	219106
842211 DISH WASHING MACHINE HOUSEHOLD	606	2140	2691	6250
842219 OTHER DISH WASHING MACHINE	1604	2063	301	1124
842220 MACH CLEANING/DRYING BOTTLE	971	3847	40107	40193
842230 MACH FILLING/CLOSING BOTTLES	135764	968736	548418	758968
842240 OTH PACKING WRAPPING MACHINE	341926	716649	267399	356744
842290 PARTS MACH FIL/CLEAN WRAP PACK	62590	505493	192896	578075
842310 PERSONAL WEIGHING MACHINES	2124	14991	3778	13463
842320 SCALES FOR CONT WEIGHING GOODS	2638	2736	590	7769
842330 CONSTANT WEIGHT SCALES/HOPER	970	35291	92	3506
842381 OTH WEIGHT MACHINERY-30KG	2199	7215	3090	13380
842382 OTH WEIGHT MACH CAP-30-5000KG	14660	47833	14087	45407
842389 OTH WEIGHING MACHINERY	6626	28747	5021	29109
842390 WEIGHT MACH WTS ALL KINDS&PART	16126	45213	6406	18052

Contd.

## 10.11 Imports by Economic Categories (Detail)

(In Thousand Rupees)

ITEMS	SEPTEMBER, 2015	FROM JULY, 2015	SEPTEMBER, 2014	FROM JULY, 2014
842410 FIRE EXTINGUISHERS W/N CHARGED	20358	119357	18948	67209
842420 SPRAY GUNS&SIMILAR APPLIANCES	19123	50606	6500	21629
842430 STEAM,SAND BLAST,JET PROJ MACH	3426	8275	2476	9773
842481 AGRICULTURAL OR HORTICULTURAL	18030	68558	25894	96548
842489 OTH APPL PROJ/DISPERS/SPRY LQD	14021	39211	109479	129225
842490 PART MECH APPLIANCE SPRAY ETC.	19995	69083	23819	80264
842511 PULLEY TACKLE HOISTS POWER	8299	76220	5382	31262
842519 O-PULLY/HOISTS/WINCH/CAPSTANS	4866	80476	6161	54611
842531 WINCH CAPSTAN POWER E/MOT	332	12442	2850	7297
842539 WINCHES CAPSTAN	7138	9895	1476	7301
842541 JACKS,HOISTS-RAISING VEHICLES	2133	3738	3584	11484
842542 OTH JACKS AND HOISTS HYDRAULIC	54895	96208	18296	48499
842549 OTH MECHANICAL HANDING EQUIPMT	674	4827	1328	3222
842611 OVERHEAD-TRAVELING CRAN F-SUPO	31320	251040	1957	13458
842612 MOBILE LIFTING FRAME ON TYRES		109986	22692	24448
842619 OTH O/HEAD TRAVEL/TRNSPOT CRAN	259326	259326		
842620 TOWER CRANES	3798	109929	31767	53911
842630 PORTAL OR PEDESTAL JIB CRANES	841	7118		23369
842641 O-MACHINERY SELF PROP ON TYRES	107782	129035	134114	142346
842649 OTH MACHINERY SELF PROPELLED	86844	3372782	295	1621
842691 O-MACH DESIGED MOUNT ROAD VEH	14889	17282	350	1038
842699 OTH MACHINERY NOTSELF PROPELED	697616	723449	1310	10202
842710 SELF PROPELL TRUCK WITH EL MOT	76721	159683	35662	90440
842720 OTHER SELF-PROPELLED TRUCKS	57511	253940	110656	252678
842790 OTH WORK TRUCK LIFT/HAND EQUIP	5254	21884	5685	9547
842810 LIFTS AND SKIP HOISTS	150276	290635	196294	325141
842820 PNEUMATIC ELEVATORS&CONVEYORS		464	154683	190635
842831 ELEVATOR/CONVEYOR,UN/GROND USE	20381	26482		124
842832 OTH ELEVATOR/CONVEYOR BUKT TYP		1188	590	8208
842833 OTH ELEVATOR/CONVEYOR BLT TYPE	63726	106205	28552	34542
842839 OTH CONT ACTELEVATOR,CONVEYOR	33636	132081	26490	53697
842840 ESCALATORS & MOVING WALKWAYS	4588	203047	7218	27977
842860 TELEFERICS CHAIR-LIFT,F/FURNIC	69	2514		1583
842890 OTH MACHINERY LIFT/HANDLE ETC.	150817	551443	12238	46420
842911 TRACK LAYING BULDOZER/ANGLDOZR	11523	288957	79222	82180
842919 BULDOZRS/ANGLEDRO/TRACK LAYING		19904		98496
842920 GRADERS AND LEVELLERS	4194	44198	5957	28136
842930 SCRAPERS			32	239
842940 TAMPING MACHINE & ROAD ROLLERS	22606	123252	9886	30823
842951 FRONT-END SHOVEL LOADERS	106017	375677	40316	142989
842952 MACHINERY 360 REVOLVG S/STRUTE	1515	48606		357
842959 OTH MECHANICAL SHOVALS EXCAVOR	578323	1794102	227873	611740
843010 PILE-DRIVERS/EXTRACTORS	16591	51468	31521	42056
843020 SNOW-PLOUGHS AND BLOWERS		51		
843031 SELF-PROP COAL ROCK CUTTER	31904	31904		221
843039 OTH SELFPROP COAL/ ROCK CUTTER		7674		
843041 OTH BORS SINK MACH SELF-PROPEL		56691		94992
843049 OTH BOR/SINK MACH NOT SELFPROP	2466751	5686212	248012	3987124
843050 OTH MACHINERY SELFPROPELLED	1152	97099		51637
843061 TAMP COMPACT MACH NOT SELFPROP	793	8006	643	3891
843069 OTH MACHINERY NOTSELF-PROPELED	6054	26764	169	349
843110 PARTS MACHINERY HEADING 84.25	378	3228	1721	11212
843120 PARTS MACHINERY HEADING 84.27	6708	21431	4926	19068
843131 PARTS OF LIFT SKIPHOIST&ESCALT	20594	67689	25132	70421

Contd.

## 10.11 Imports by Economic Categories (Detail)

(In Thousand Rupees)

ITEMS	SEPTEMBER, 2015	FROM JULY, 2015	SEPTEMBER, 2014	FROM JULY, 2014
843139 OTH PARTSLIFT/HANDLE/LOAD MACH	64842	195331	46185	236518
843141 BUCKETS SHOVELS GRABS & GRIPS		12142	5927	7699
843142 BULDOZER OR ANGLEDOZER BLADES	1269	1594	102	2872
843143 PARTS BOR/SINK MACHINERY	419492	1188728	455205	1174385
843149 PART MACH HEAD 84.26.84.29-30	178807	520897	414847	1730399
843210 PLOUGHS	29364	76406	95	281
843221 DISC HARROWS, SCARIFIERS, CULTI	9398	44831		
843229 OTH HAROW SCARIFIER WEDER&HOS	80	6938		159
843230 SEEDERS PLANERS & TRANSPLANTER	107	750		4091
843240 MANURE SPREADER&FERTILISER DIS		38		
843280 OTH AGR HERTI, FORESTRY MACHRY	83	1068	16524	27309
843290 PARTS AGR HERTICULTURAL MACHIN	3456	12341	17438	62262
843311 LAWN MOVER PARKS/SPORTS GROUD	738	1427	80	181
843319 OTH MOVER LAWN PARKS SPORTGOOD	22	3201	1362	2236
843320 OTH MOWERS INCLUDING CUTER BAR	816	8575	3530	4683
843330 OTH HAYMAKING MACHINERY		2584		4125
843340 STRAW BALER INCL PICK-UP BALER	2904	23290	419	5299
843351 COMBINE HARVESTER-THRESHERS	216928	682312	162957	501392
843352 OTH THRESHING MACHINERY	1012	1604	165	453
843353 ROOT/TUBER HARVESTING MACHINES	765	3198		
843359 OTH HARVESTING MACHINES	18913	23167	9535	21439
843360 MACH CLEAN SORT EGG FRUT AGPRO		62	150968	151758
843390 PARTS MACH CLEAN/SORT EGG ETC	10998	23730	4909	14101
843410 MILKING MACHINES	6696	12062	5616	6847
843420 DAIRY MACHINERY	1407	3911	4744	12323
843490 PART MILKING/DAIRY MACHINERY	4952	14342	5453	14947
843510 MACHINERY (PRESSES, CRUSHES)	30	873	73	5248
843590 PART OF JUICE EXTRACTING MACHI	16	16	15	803
843610 MACHRY PREP ANIMAL FEED STUFS	46036	186044	46916	210790
843621 POULTRY INCUBATORS & BROODERS	6394	6788	2104	107123
843629 OTH POULTRY KEEPING MACHINERY	112273	428093	83673	316148
843680 OTH MACHINERY	476	22204	754	1378
843691 PARTS POULTRY KEEP MACH BRODER	3109	9151	48309	53184
843699 OTH PART OF AGR/HORT MACHINER	20221	52132	16193	78319
843710 MACH CLEAN SORT GRAD GRAIN/VEG	69608	231330	108119	256068
843780 OTH MACHINERY	8683	79039	21776	144334
843790 PARTS MACHINE USE MILLINDUSTRY	33939	97828	37262	90938
843810 BAKERY MACH MFG MACARONI SPGTI	46808	324827	29588	438028
843820 MACH MANU CONFECTIONERY COCA	43762	60947	74876	332779
843830 MACHINERY SUGAR MANUFACTURE	1582	1743	17423	66804
843850 MACH PREPARATION MEAT/POULTRY	1483	343250	24851	30138
843860 MACH PREP OF FRUITS/NUTS/VEG.	6181	17723	1908	54046
843880 OTHER MACHINERY	6959	23703	11166	32142
843890 PARTS MACH/ND MFG FOOD DRINK	20610	237132	24948	75180
843910 MACHINERY M/PULP FIBROUS MATAL		107	18659	32846
843920 MACHINERY MAKE PAPER P/BOARD		27001	10250	235239
843930 MACHINERY FINISH PAPER P/BOARD	14531	53300	9293	25800
843991 PARTS MACHIN PULP FIBROSMATERL	3719	20292	3260	12432
843999 OTH PARTS MACHIN PAPER P/BOAD	38631	76844	50731	80949
844010 BOOK-BIND&BOOK-SEWING MACHIN	7362	18913	1416	20602
844090 PARTS BOOK BINDING MACHINERY			1825	2526
844110 CUTTING MACHINES	17264	112133	42107	102838
844120 MACH MAKE BAGS SACKS/ENVELOP	3345	8970	625	1341
844130 MACHI MAKE CARTONS BOX TUBEETC		13268	17723	18444

Contd.

## 10.11 Imports by Economic Categories (Detail)

(In Thousand Rupees)

ITEMS	SEPTEMBER, 2015	FROM JULY, 2015	SEPTEMBER, 2014	FROM JULY, 2014
844140 MACH MOULDING ARTICLE P/P,PULP	16025	33099		13268
844180 OTH MACH FOR MAKING P&P/BOARD	15440	24070	250	9599
844190 PART MAC H-8441.1000,8441.4000	13250	32606	16798	37872
844230 PRINTING MACH, APATUS&EQUIPMEN	4213	16266	1612	9029
844240 PARTS OF THE FOREGOING MACH	233	3130	1489	3159
844250 PLATE ,CYLINDER/PRINT COMPONE	16099	53992	10172	26034
844311 OFF SET PRINT MACHIN REELFED	2773	25368	15722	24673
844312 SHEET FED,OFFICE TYPE S-22&36	3574	16136	3266	5166
844313 OTH OFFSET PRINTING MACHINERY	76950	190404	62281	156576
844314 LETTERPRESS PRI-MACH REEL FED	743	1384	1958	5736
844315 LT-PRESS P-MACH O/T R-FED,FLEX		2936		49951
844316 FLEXOGRAPHIC PRINTING MACHIN	4744	25569	21224	31847
844317 GRAVURE PRINTING MACHINERY		12062	23161	46349
844319 HOT STAMPING MACHINES	34964	257890	54500	322778
844331 MACH PERFORM TWO OR MORE FUNCT	35338	111371	5017	29993
844332 PRINTER CONNECT TO AUTOMA DPM	102580	446926	118391	312854
844339 O-MACH REPRODUC ORIGINAL IMAGE	93483	298669	22177	108691
844391 PART/ACCE PRINTING MACH H-8442	52404	93421	48479	89050
844399 PARTS /ACCE OTH PRINTING MACH	79709	247369	63974	206072
844400 MAC EXTRUD CUT M-MADE TEX-MATE		43194		5413
844511 CARDING MACHINES	276122	608491	83535	754148
844512 COMBING MACHINES		17118		
844513 DRAWING /ROVING MACHINES	129310	398046	117674	436638
844519 OTH MACH TEXTURE FIBRE ETC	47416	171440	202000	663525
844520 TEXTING SPINNING MACHINES	129165	627681	495105	1394609
844530 TEXTILE DOUBLING OR TWIST MACH	91937	144221	11647	36663
844540 TEXTILE WINDING MACHINE	550458	1061141	271968	716033
844590 OTH MACH, TEXTILE FIBRE	104763	449572	91774	264474
844610 WEAVING MACH FAB WD-NOT>30CM		915		
844621 POWER LOOM WEAV FAB EXCED 30CM				5202
844629 OTH WEAVING MACHINES(LOOMS)	40398	178823	105236	128725
844630 WEAV MACH FAB >30CM SHUTLES	660783	1677676	138704	1482120
844711 CIRCULAR KNITTING MACHINE	85915	96757	64619	148933
844712 CIRCULAR KNIT MACH DIA>165MM	34846	103799	16804	67513
844720 FLAT KNIT MACH STITCH-BONDING	14557	137921	28903	63026
844790 OTH MACH GIMPED YARN TULE LACE	611046	1652622	455251	1704895
844811 DOBBIES JACQUARD COPY ETC MACH	10161	15040	58	10399
844819 OTH AUXILARY MACHIN HD84.44-47	77317	427682	123997	513631
844820 PARTS&ACCESORIES MACH H-84.44	9521	28250	3736	20233
844831 CARD CLOTHING	83347	301539	131152	320049
844832 PART ACCEORY MACH TEXT FIBRE	2357	22701	12850	31336
844833 SPINDLE SPIND FLYER S/IN RING	98620	305357	105515	297882
844839 OTH PARTS&ACCESSORIES 84.45	110783	320675	130134	422090
844842 REEDS FOR LOOMS HEALDS&H/FRAM	23038	70944	33940	76384
844849 OTH PART ACCESSORIES WEAV MACH	43640	120821	46034	183069
844851 SINKERS NEEDLES & OTH ARTICLES	31905	97279	25964	101086
844859 PART ACCESSORY MACH HEAD 84.47	26748	108337	20366	84513
844900 MACH MFG FINISH NON WOVENS	9796	10114		39507
845011 WASHING MACH FUL-AUTO NOT>10KG	36156	101046	49951	127887
845012 O-MACH BUILT-CENTRIFUGAL DRIER	2170	20822	1230	23225
845019 O-MACH DRY LINE CAPA -NOT>10KG	5844	15795	5352	24164
845020 MACHINE DRY LINE CAP EXCE10KG	112	1074		857
845090 PARTS FOR H/HOLD WASH MACHINE	14848	54287	15900	48116
845110 DRY-CLEANING MACHINES		4104		16378

Contd.



## 10.11 Imports by Economic Categories (Detail)

(In Thousand Rupees)

ITEMS	SEPTEMBER, 2015	FROM JULY, 2015	SEPTEMBER, 2014	FROM JULY, 2014
845129 OTH DRYING MACHINES	8075	111377	3166	36719
845130 IRONING MACHINES & PRESSES	13024	27366	2927	13782
845140 WASHING BLEACH DYE MACHINES	144836	765880	24521	205497
845150 REELING UNREEL FOLDING ETC MAC	9643	65696	30857	48168
845180 OTH MACHINERY	377177	1073623	765758	1099679
845190 PARTS FOR DRY CLEAN/DYING MACH	24311	99532	17975	79698
845210 SEWING MACHINE HOUSEHOLD TYPE	4214	20544	2400	18938
845221 AUTOMATIC UNITS SEWING MACHINE	10363	23630	5730	45773
845229 OTH SWING MACHINES	156407	504633	136183	584831
845230 SEWING MACHINE NEEDLES	11341	20313	7033	19513
845290 OTHER PARTS OF SEWING MACHINE	22189	62778	12814	49307
845310 MACH PREP,TANN HIDE,SKIN LEAT	5638	53972	43536	138302
845320 MACH MAKING/REPARING FOOTWEAR	9948	51540	19756	148742
845380 OTH MACH REPAR H-SKINS/LEATHER	6880	20388	3189	16661
845390 PARTS OF MACH TANNING,FOOTWEAR	7471	34493	9662	27338
845410 CONVERTERS	7938	10645	1	52
845420 INGOT MOULDS & LADLES	535	535	1359	4921
845430 CASTING MACHINES	710	64935	41382	75353
845490 PARTS OF CONVERTERS LADLES ETC	5798	25831	4066	18266
845510 TUBE MILLS	1506	108952	4985	25767
845521 HOT/COMBIN HOT&COLD ROLING MIL		68468	32765	182500
845522 COLD, ROLLING MILLS	7232	13648	390	3398
845530 ROLLS FOR ROLLING MILLS	28245	105843	4958	148046
845590 OTH PARTS METAL ROLLING MILLS	4557	12101	5297	36334
845610 MACH TOOL WORKING BY LSER ETC	2839	16844	1733	5683
845620 MACH OPERATED ULTRASONIC PROCE	1353	1353		158
845630 MA-TOOL OPER ELECTRO DISCHARGE	2229	6559	6111	11758
845690 O-MAC TOOL FOR REMOVAL OF MAT	19473	23759	654	7739
845710 MACHING CENT FOR WORKING METAL	56523	97329	95460	137278
845730 MULTI-STATION TRANSFER MACH	4773	4773		53887
845811 HORIZONT LATH NUMERICL CONTROL	25677	53048	12285	22141
845819 OTHER, HORIZONTAL LATHES	4831	19087	8249	30606
845891 OTH LATHES NUMERICALLY CONTROL	9849	9849	1573	1905
845899 OTH LATHES FOR REMOVING METALS	7759	17922	33933	55370
845910 WAY TYPE UNIT HEAD MACHINES	425	1782	3454	4757
845921 OTH DRILL MACH NUMERICAL CONT				10876
845929 OTHER DRILLING MACHINES	13088	40376	9206	58246
845939 OTHER BOARING-MILLING MACHINES		17240	1707	2774
845940 OTHER BORING MACHINES	653	4097	16093	24899
845951 MILLING MACH KNEE TYPE N.CONTR	1847	3487		
845959 MILL MACH W TRAVERSER =<300MM	3950	15516	5584	18945
845961 OTH MILLING MACH NUMERCAL CONT	542	542	7043	20736
845969 OTHER MILLING MACHINES	357	20106	48221	71363
845970 OTH THREAD/TAPPING MACH	17733	19626	19250	30137
846011 F.SURFACE GRIND MACH NUM CONTR		56	890	890
846019 OTH F.SURF GRIND MAC AXIS0.01M	497	21321	8916	13058
846021 OTH GRIND MACH NUMERICAL CONTR				4880
846029 OTH GRIND MACH AXIS 0.01MM	2059	3226	663	10901
846031 SHARPENING MACH NUMERCAL CONTR			262	262
846039 OTH SHARPENING MACH-TOOL	273	1557	10	552
846040 HONING OR LAPPING MACHINES		637	328	328
846090 OTHER MACHINE TOOLS	18063	22887	1539	16937
846120 SHAPPING OR SLOTTING MACHINES	4538	15493	489	1611
846130 BROACHING MACHINES		415		

Contd.

## 10.11 Imports by Economic Categories (Detail)

(In Thousand Rupees)

ITEMS	SEPTEMBER, 2015	FROM JULY, 2015	SEPTEMBER, 2014	FROM JULY, 2014
846140 GEAR CUTTING,GRIND/FINISH MACH	4513	24090	584	10766
846150 SAWING OR CUTTING-OFF MACHINES	8429	109668	8313	26352
846190 OTH MACH TOOL FOR METAL WORK	2070	11540	3236	14137
846210 FORGING/DIE-STAMP MACH&HAMMERS	1299	1947	219619	230746
846221 BEND,FOLD,ETC MACH NUM CONTROL	3859	10255	5177	5207
846229 OTH BENDING,FOLDING MACH	10115	26108	24676	35924
846231 SHEARING MACH NUMERICAL CONTRO	9232	9232	4655	28550
846239 OTH SHEARING MACH	8007	31316	8931	16562
846241 PUNCH/NOTCH MACH NUM CONTROLLED	13861	13883		
846249 OTH PUNCHING/NOTCHING MACH	9019	23199	15919	67386
846291 HYDRAULIC PRESSES	9990	54344	4684	17837
846299 OTH PRESSES FOR WORK METAL	22145	24025	7579	19225
846310 DRAW-BENCH FOR BARS,TUBES WIRE		4324	747	8146
846320 THREAD ROLLING MACHINES	394	8830	655	2917
846330 MACHINES FOR WORKING WIRE	203	18881	1031	3561
846390 OTH MACH TOOL WORKING METALS	10891	21073	22	2891
846410 SAWING MACHINES	505	3873	3137	8768
846420 GRINDING OR POLISHING MACHINES	3425	11227	8475	15770
846490 OTH MACH TOOL WORK STONE/CER/C	4860	13937	23325	34267
846510 MACHINE FOR MECHANIC OPERATION	536	2073	183	1253
846591 SAWING MACHINES	921	7501	2404	6390
846592 PLANING,MILLING, MOULD MACH	1944	5629	2284	3257
846593 GRINDING SANDING POLISHING MAC	30430	44746	6934	11037
846594 BENDING OR ASSEMBLING MACHINES		1254	3707	80665
846595 DRILLING OR MORTICING MACHINES	240	1504	377	1458
846596 SPLITING SLICING PARING MACH	6000	12324	298	6693
846599 OTH MACH TOOL FOR WOOD CORKETC	9785	29621	4212	38833
846610 TOOL HOLDER SELF OPEN DIEHEAD	2211	15412	1109	8861
846620 WORK HOLDERS	3454	5447	3288	4139
846630 DIVIDING HEAD & ATTACH M-TOOL	327	1102	693	1447
846691 OTH PART FOR MA-TOOL H.84.64	4901	7389	4353	5472
846692 OTH PART FOR MA-TOOL H.84.65	3224	15864	3876	13831
846693 PART/ACCES MACH TOOL PLAN ETC	34778	58442	44043	85559
846694 PART/ACCES MACH TOOL FOLD ETC	6515	17784	1743	41411
846711 PNEUMATIC ROTARY TYPE TOOLS	416	1077	281	1802
846719 OTH PNEUMATIC TOOLS FOR WORK	1176	5727	5564	13999
846721 DRILL W ELEC MOTOR OF ALL KIND	15830	39658	9999	28675
846722 SAWS SELF CONTAINED ELE-MOTOR	2060	8810	770	2910
846729 OTH TOOL WITH ELECTRIC MOTOR	30073	97992	28874	102749
846781 CHAIN SAWS	3111	8667	32	7546
846789 OTH TOOL WORKING IN HAND	5935	17138	2704	12809
846791 PARTS OF CHAIN SAWS	1682	7036		1660
846792 PARTS OF PNEUMATIC TOOLS	4499	8814	900	1608
846799 OTH PART TOOL WOR IN THE HAND	3021	31809	8943	29140
846810 HAND HELD BLOW PIPES	610	621		
846820 OTH GAS-OPERATED MACH APPARATU	1886	6349	1468	4163
846880 OTH MACH FOR SOLDER,BRAZING	46659	54993	493	6390
846890 PARTS FOR SOLDERING,BRAZIN MAC	2130	6532	2436	5617
846900 TYPEWRITER;WORD PROCESS MACH	468	579	1219	1219
847010 ELEC CALCULATOR,DATA REC MAC	4557	14605	11496	28919
847021 CALC. MACH W PRINT DEVICE		6		
847029 OTH ELECTRO CALCULATING MACHIN		105		161
847030 OTHER CALCULATING MACHINES		469	70	105
847050 CASH REGISTERS	592	4689	14859	27409

Contd.

## 10.11 Imports by Economic Categories (Detail)

(In Thousand Rupees)

ITEMS	SEPTEMBER, 2015	FROM JULY, 2015	SEPTEMBER, 2014	FROM JULY, 2014
847090 OTH POSTAGE,TICKET ISSUE MACH	1734	20420	1719	7956
847130 PORTABLE AUTOMATIC DP MACHINE	763383	2289114	2051054	8625682
847141 OTH AUTOMATIC DATA PRO MACHINE	110513	200597	309418	916989
847149 OTH PRESENTED IN FORM SYSTEMS	122801	175071	19354	121122
847150 PROCESSI UNIT O/T,H-8471.41,49	192540	676089	270048	1073813
847160 INPUT,OUTPUT UNIT IN S-HOUSING	59553	171015	55481	254289
847170 STORAGE UNITS	99990	270890	64814	237041
847180 OTH UNITS OF AUTO DAT PRO MACH	11277	33363	2241	11849
847190 OTH LAN,BRIDGES,HUBS EXCL SWIT	19156	160097	225514	304148
847210 DUPLICATING MACHINES		73		760
847230 SORTING/FOLDING/AFFIXING MACH	21	594	298	298
847290 OTHER, OFFICE MACHINES	307154	634235	283987	550213
847310 PARTS/ACCESS OF MACH H-84.69	231	235	86	462
847321 PART CALC MACH H-8470.10.21.29				127
847329 OTH PARTS OF MACH H-84.70	9686	10873	7243	10878
847330 PARTS/ACCESS OF MACHINE 84.71	81402	292805	102913	368675
847340 PARTS/ACCESS MACHINE HEAD84.72	22527	75130	31574	117095
847350 PARTS/ACCESS MAC HD84.69-84.72	2028	4372	1869	2664
847410 SORTING/SCREENING/WASHING MACH	2974	10864	889	24629
847420 CRUSHING OR GRINDING MACHINES	61277	140418	45437	257928
847431 CONCRETE OR MORTAR MIXERS	35259	127257	109572	250769
847432 MACH FOR MIXING MINERAL&BITUME	8034	31211	6813	136466
847439 OTH MACH FOR MIXING MINERALS	1000	7656	4098	5982
847480 OTHER MACHINERY	9390	54861	15316	49577
847490 PART OF SORTING,SCREENING MACH	308158	533160	187266	408098
847510 MACH FOR MAKING ELEC LAMP/TUBE		32361		
847521 MACH FOR MAKING OPTRICAL FIBRE		10		
847529 OTH GLASS WORKING MACHINES	3501	47386	24961	36568
847590 PARTS OF MACHINES H-NO.84.75	4006	8349	16073	21677
847621 BEVERAGE/VENDING MA W REFRIG	4017	4017		170
847629 OTH,AUTOMA BEVERG-VENDING MACH		138		22
847681 OTH MACH HEATING/REFRIG,DEVICE				158
847689 OTH MACH INCL MONEY CHANG MACH		103		
847690 PARTS OF MACH HEADING 84.76	13	32		20
847710 INJECTION-MOULDING MACHINES	131548	552323	167713	421742
847720 EXTRUDERS	12910	36821	79335	191408
847730 BLOW MOULDING MACHINES	47981	173672		101255
847740 VACCUM MOLDING/THERMOFORM MACH	3008	13190	623	8943
847751 MACH MOULD PNEUMATIC TYRE,TUBE		11272	2651	144470
847759 OTH MACH FOR MOLDING/FORMING	1114	2413		10298
847780 OTH MACH FOR WORKING RUB/PLAST	89150	204963	54404	179933
847790 PARTS OF MACH,WORKING RUB/PLAS	46839	153252	32149	110015
847810 MACH FOR REPAIRING TOBACCO	44395	138384	65640	96718
847890 PARTS OF MACHINES OF H-84.78	37921	122954	12046	98696
847910 MACH FOR PUBLIC WORKS,BUILDING	25544	200097	42356	102218
847920 MACH FOR EXTRACT/PREP FATS/OIL	84576	134006	44798	92957
847930 PRESS PARTICAL/FIBRE BOARD ETC	19909	35347	24289	89610
847940 ROPE OR CABLE MAKING MACHINES	125518	219361	2676	4987
847950 INDUSTRIAL ROBOTS(N.E.S.)	954	1289		42544
847960 EVAPORATIVE AIR COOLERS	27100	103553	49029	135057
847979 OTH PASSENGER BOARDING BRIDGES	70	670		4524
847981 MA FOR TREATING METAL/FLE WIRE	1570	19066	1340	42180
847982 MIX/KNEAD/CRUSH/GRIND ETC MACH	188569	373895	216091	1743430
847989 OTH APPLI IDIVIL FUNCTIO MACH	216716	899581	280442	678687

Contd.

## 10.11 Imports by Economic Categories (Detail)

(In Thousand Rupees)

ITEMS	SEPTEMBER, 2015	FROM JULY, 2015	SEPTEMBER, 2014	FROM JULY, 2014
847990 PART OF MA H- 8479.20.60.82.84	77332	288190	63005	191990
848010 MOULDING BOXES FOR MET FOUNDRY	33	7375	2383	7084
848020 MOULD BASES	234	11194	7787	12806
848030 MOULDING PATTERNS	141	740	1974	6854
848041 INJECTION OR COMPRESSION TYPES	3921	20846	834	17047
848049 OTH, MOULDS FOR METAL/CARBIDES	13082	75188	11506	92697
848050 MOLULDS FOR GLASS	10730	18938	19571	44283
848060 MOULDS FOR MINERAL MATERIALS.	395	17945	3866	15297
848071 INJECTION OR COMPRESSION TYPES	65640	132879	17820	76672
848079 OTH MOULDS FOR RUBBER/PLASTICS	100911	362043	91536	258501
848110 PRESSURE-REDUCING VALVES	224849	485223	310766	534848
848120 VALVES,OLEOHYD/PNEUMATIC TRANS	20576	83884	172710	415743
848130 CHECK (NONRETURN) VALVES	128452	285678	70478	261001
848140 SAFETY OR RELIEF VALVES	50899	196973	54639	221110
848180 OTH APPLIANCE(TAP,COCKS,VAL)	1164507	2126566	617045	1571918
848190 PARTS OF APPLICANCE H-NO.84.81	73526	334601	80931	250177
848210 BALL BEARINGS.	381152	1075799	347292	985778
848220 TAPERD ROLLER BEARING INC CONE	65590	212854	72432	190293
848230 SPHERICAL ROLLER BEARINGS	56227	148591	31077	85186
848240 NEEDLE ROLLER BEARINGS	12642	20733	7375	19485
848250 OTH CYCLINRICAL ROLLER BEARING	33154	71984	14996	63197
848280 OTH COMBINED BALL/ROLLER BEAR	67248	117172	34946	102094
848291 BALLS, NEEDLES/ROLLERS PARTS	13898	42129	17937	54739
848299 OTH PARTS OF BALL/ROLLER BEAR	24498	69574	36892	70842
848310 TRANSMISSION/CRANKS/SHAFTS.CAM	243097	694921	210157	608708
848320 BEARING HOUSING-BALL/ROLR BEAR	8019	31000	6813	28694
848330 BEARING HOUSING NOT INCOR BEAR	125184	381429	203005	502678
848340 GEAR,CHAIN SPOK,GEAR BOXES ETC	215299	600884	169271	529326
848350 FLYWHEL/PULEY INCL PULEY BLOCK	7925	22194	8362	30952
848360 CLUTCHES AND SHAFT COUPLING	86087	266640	63813	160114
848390 PARTS OF HEADING 84.83	30021	119063	40130	199262
848410 GASKET&SIMILAR JOINT OF MATALS	73119	198768	63223	191364
848420 MECHANICAL SEALS	39100	134210	60947	160018
848490 OTH GASKET&SIMI JOINT DISSIMIL	106233	197641	74330	195301
848610 MACH FOR MANUF BOULES / WAFERS			10	10
848620 MAC FOR MANUF S-COND,I-CIRCUIT	95	127	871	871
848630 MACH FOR MANUF FLAT PANEL DISP	228	556	44	44
848640 MACH FOR MANU OF I-CIRCUIT,NES		157		
848690 PARTS&ACCE OF MACH MANU S-COND	111	114	372	1007
848710 SHIPS/BOATS,PROPELLERS&BLADES	241	6320	10165	10724
848790 O-PARTS&ACCE NOT CON ELE-CONNE	25910	102716	26148	64561
850110 ELEC MOTOR OUTPUT NOT>37.5.WAT	38908	141002	26410	140536
850120 UNIVERSAL AC/DC MOTOR >37.5 W	32618	96774	28011	74457
850131 OTH DC MOTOR/GEN 0-P=750 WATT	19423	49097	21638	56941
850132 O-DC MOTOR/GEN 0-P-750W-75KW	6027	12319	9268	61512
850133 OTH DC MOTO/GEN 0-P-75KW-375KW	4997	21400	3131	24249
850134 OTH DC MOTOR/GEN OUTPUT >375KW	17852	27331		
850140 OTH AC MOTORS,SINGLE-PHASE	110472	282357	66724	282371
850151 OTHER AC MOTORS MULTI-PHASE	24280	98453	33549	95334
850152 AC MOTORS,OUTPUT-750W-75KW	134660	372670	251561	567637
850153 AC MOTORS,OUTPUT>75KW	69623	154702	36895	259727
850161 AC GENERATORS OUTPUT NOT>75KVA	37493	207091	38308	175500
850162 AC GENERATORS OUTPUT-75-375KVA	15208	59548	4855	27022
850163 AC GENERATOR 0-P-375KVA-750KVA		2622		6277

Contd.

## 10.11 Imports by Economic Categories (Detail)

(In Thousand Rupees)

ITEMS	SEPTEMBER, 2015	FROM JULY, 2015	SEPTEMBER, 2014	FROM JULY, 2014
850164 AC GENERATORS OUTPUT >750 KVA	6329	22238	122	21019
850211 EL GNERATOR (DIESEL)0-P>75 KVA	250880	1250307	358419	1044373
850212 GENER SET(DIESEL)OP- 75-375KVA	142991	434073	101939	450923
850213 GENER SET(DIES ENG)OP>375KVA	388547	1016926	1431015	3827143
850220 GENER SET(SP-ING ENG)OP>375KVA	253600	757871	290977	1742903
850231 GENERATING SETS,WIND POWERED	754504	5485239		11881
850239 OTHER GENERATING SETS	1353025	5553648	752677	2936715
850300 PARTS FOR MACHIN H-85.01/85.02	132633	650477	255484	579837
850410 BALLAST FOR DISCHARG LAMP/TUBE	11699	47097	12141	46874
850421 LIQUID DIELECRICT FORMERS		21302	1154	1273
850422 LIQ D-E T/FORMER-650-10000KVA	18282	30836		6532
850423 LIQ DI-ELE T/FORMER >10000KVA		186216		133309
850431 OTH TRANSFORMER-PHC-NOT>1 KVA	65766	160361	44401	195878
850432 OTH TRANSFORMER-PHC-1KVA-16KVA	2690	8115	1209	10317
850433 OTH TRANSFORMER-PHC-16-500KVA	137197	171744	46389	148789
850434 OTH TRANSFORMER-PHC>500 KVA	139372	944065	669658	699927
850440 STATIC CONVERTERS	594357	2125618	816572	2715206
850450 OTHER INDUCTORS	11907	72046	20404	63573
850490 PARTS ELEC POWER MACH H-8504	172657	418886	147864	390569
850511 PERMANENT MAGNETS AND ARTICLES	1900	11586	4417	20493
850519 OTH PERMANENT MAGNETS&ARTICLES	18426	42435	10137	41247
850520 EL-MAGNET COUPLING,CLUTCH ETC	1565	8360	1967	10951
850590 OTH EL-MAGNET INC/PART HD85.05	7356	14840	44765	98076
850610 MANGANESE DIOXIDE P/CELL&BATT	92922	227891	73518	198632
850630 MERCURIC OXIDE P/CELL&BATTERIES		242		
850650 LITHIUM PRIMARY CELL&BATTERIES	40579	95629	24240	96738
850660 AIR ZINC PRIMARY CELL&BATTERIES	395	515		257
850680 OTHER PRIMARY CELL&BATTERIES	41545	98928	31485	98413
850690 PARTS OF PRIMARY CELL&BATTEIES	2749	38725	2148	6478
850710 LEAD-ACID ACCUMULATOR(STARTNG)	1368	3539	6129	22942
850720 OTHER LEAD-ACID ACCUMULATORS	322742	1676272	938869	1941264
850730 NICKEL-CADMIUM ACCUMULATORS	8121	34005	833	3065
850740 NICKEL-IRON ACCUMULATORS		31		
850750 BATTRIES NICKEL-METAL HYDRIDE	2359	3326	112	438
850760 BATTRIES LITHIUM-ION	16732	36279	1856	3546
850780 OTHER ACCUMULATORS	133457	216420	11157	67297
850790 PARTS EL-ACCMOLATOR INCL SEPR	43931	170485	7406	90941
850811 VACUM CLEANER SE-CONTA E-MOTOR	5914	13367	4320	16685
850819 OTH VACUUM CLEANERS SELF MOTOR	2913	12219	3548	6877
850860 OTHER VACUUM CLEANERS	3438	4897	517	2226
850870 PARTS OF VACCUUM CLEANERS	601	1109	44	206
850940 FOOD GRINDER/MIXERS&JUICE EXT	79816	220105	75399	215414
850980 OTH DOMESTIC APPLIANC	11207	47021	13605	34040
850990 PARTS DOMESTIC APPLIAN	44692	87486	20510	60665
851010 SHAVERS SELF CONTAINED EL-MOTO	3106	6950	5013	10443
851020 HAIR CLIPPERS SELF CON EL-MOTO	3661	18026	2544	15611
851030 HAIR-REMOVING APPLIANCES	831	34950	6387	38141
851090 PART OF SHAVER/CLIPPER/REMOVER	4710	5470	5042	7779
851110 SPARKING PLUGS	78203	223308	80180	223487
851120 IGNITION/DYNAMOS MAG-FLYWHEELS	3264	14708	5210	17345
851130 DISTRIBUTORS;IGNITION COILS	30128	96318	15904	55341
851140 STARTERS MOTORS/DUEL PUR GENER	9977	28812	24415	59533
851150 OTHER GENERATORS	2726	14534	802	32722
851180 OTH EL-IGNITION/START EQUIP	4681	13518	1696	4560

Contd.

## 10.11 Imports by Economic Categories (Detail)

(In Thousand Rupees)

ITEMS	SEPTEMBER, 2015	FROM JULY, 2015	SEPTEMBER, 2014	FROM JULY, 2014
851190 PARTS OF THE HEADING NO.85.11	185307	414154	78473	256324
851210 LIGHTS SIG EQUIP BICYCLE USED	310	621	31	683
851220 OTH LIGHTING SIG EQUIPMENT	189286	548728	18397	208294
851230 SOUND SIGNALLING EQUIPMENT	12121	38309	8700	28150
851240 WINDSCREEN WIPER,DEFROST/DEMIS	3900	17024	1994	6410
851310 PORTABLE ELECTRIC LAMPS	121219	245849	82618	221993
851390 PARTS(OF THE HEADING NO.85.12)	352	1329	264	433
851410 RESISTANCE HEATED FURNACE/OVEN	207	725	22	1912
851420 INDUCTION/DIELECTRIC FUR/OVENS	823	30884	20781	21272
851430 OTHER FURNACES AND OVENS	4617	8095	38387	107000
851440 OTH IND/DI-EL HEATING EQUIPMNT	8938	37627	440	8006
851490 PARTS(OF HEADING NO.85.14)	28535	56077	7957	25422
851511 SOLDERING IRONS AND GUNS	19336	26009	4697	11529
851519 OTH BRAZING/SOLDER IRONS&GUNS	4260	16926	4067	19700
851521 MACHINES,RES WELDING OF METAL		430	2076	2426
851529 OTH MACH RES WELDING OF METAL	2737	11613	7566	17813
851531 MACH ARC WELDING METAL F/AUTO	3746	3746	2867	6688
851539 OTH MACH/APP ARC WELDING METAL	15615	60257	16446	49233
851580 OTH MACH/APP HOT SPRAYING METL	49833	66401	5231	49064
851590 PARTS(OF HEADING NO.85.15)	20203	32598	25901	47490
851610 ELE INSTANEOUS/IMERSION HEATER	14899	36295	7962	18696
851621 STORAGE HEATING RADIATORS		3836		469
851629 OTH ELE SPACE/SOIL HEATNG APPA	24015	35622	15925	23672
851631 HAIR DRYERS	5443	19291	12300	18656
851632 OTHER HAIR DRESSING APPARATUS	1748	10037	6388	15818
851633 HAND DRYING APPARATUS	8525	9154	301	2333
851640 ELECTRIC SMOOTHING IRONS	13086	39007	18978	44601
851650 MICROWAVE OVENS	68631	101949	21634	54339
851660 OTH OVEN/COOKER/GRILL/ROASTERS	13158	49482	13282	42547
851671 ELECTRIC COFFEE OR TEA MAKERS	8901	15968	14844	27896
851672 ELECTRIC TOASTERS	12985	29598	16413	39990
851679 OTH ELECTRIC-THERMIC APPLIANCE	10701	62567	18267	32012
851680 ELECTRIC HEATING RESISTORS	9775	31247	12207	34769
851690 PARTS EL-THERMIC APP H-85.16	50503	200176	109149	283302
851711 LINE TELEPHONE CORDLESS H-SETS	7271	22802	5650	14652
851712 TELEPHONE FOR CELLULAR NETWORK	7033497	17796590	5204176	16665668
851718 OTHER TELEPHONES	25184	37271	8888	41548
851761 BASE STATIONS FOR WIRELESS N-W	1076227	2507724	490497	1357301
851762 MACH FOR RECEPTION VOICE/IMAGE	1931990	6260026	2287408	8322987
851769 OTHER APPARATUS	502480	1367042	1810656	6754563
851770 PARTS FOR TELEPHONES/WIRELESS	656062	1371722	1049430	3862457
851810 MICROPHONES AND STANDS THEREOF	4426	10431	4824	13865
851821 SINGLE L/SP MOUNTED IN ENCLOUR	11070	40431	13625	43431
851822 MULIPLE L/SP MOUNTED IN ENCL	15433	51140	35108	74262
851829 OTH L/SP NOT MOUNTED IN ENCL	30657	85600	31326	82920
851830 HEAD/EAR/MICRO PHONE SPEAK SET	49180	122235	33422	117190
851840 AUDIO FREQUENCY ELEC.AMPLIFIER	4546	14543	11661	23502
851850 ELECTRIC SOUND AMPLIFIER SETS	2957	6571	1457	14533
851890 PARTS & ACCESSORIES HEAD 85.18	3128	12971	3168	19027
851930 TURNTABLES (RECORD-DECKS)		98	3	8
851981 O-APPA USING MAG/OPTICAL MEDIA	3532	3598	191	266
851989 OTH COMPACT DISK PLAYERS	3183	11829	2465	7642
852110 MAGNETIC TAPE TYPE	2542	6293	1411	5829
852190 OTH VIDEO REC/REPRODUCING APP	17571	42928	14758	40499

Contd.

## 10.11 Imports by Economic Categories (Detail)

(In Thousand Rupees)

ITEMS	SEPTEMBER, 2015	FROM JULY, 2015	SEPTEMBER, 2014	FROM JULY, 2014
852210 PICK UP CARTRIDGES		5		6
852380 DATA/SOUND RECORDED AUTO.DPM	23916	97814	2135327	4210232
852550 TRANSMISSION APPA FOR RADIO/TV	11842	46513	39321	41790
852560 TRANSMISSION APPARATUS	45591	99801	25112	68893
852580 TV CAMERAS,DIGI/VIDEO CAMERA-R	101254	247611	29675	121479
852610 RADAR APPARATUS	1501	4359		
852691 RADIO NAVIGATIONAL AID APPARAT	59800	203298	5816	33251
852692 RADIO REMOTE CONTROL APPARATUS	3728	4477	1262	1339
852712 POCKETSIZE RADIOCASSETTE PLAYER	265	619	361	1299
852719 OTH RECORDING/REPRODUCING APPA	1996	7274	949	7276
852721 OTH RADIO BRO-RECEIVER FOR VEH	2675	11132	2900	12665
852729 OTH SOUND REC/REPRO APPA VEH	13704	40006	41848	75042
852791 OTH APPA COMB W/SOUND REC/PRO	120	120	298	298
852792 APPA NOT COMB W-S-RECOR/REPROD		41		40
852799 MODEMS FOR SUND RECOD APPA	111	154	500	900
852841 MONITORS AUTOM DATA PRO SYSTEM	91	3439	1875	129279
852849 OTH CATHODE-RAY TUBE MONITORS	7228	8884	140	2925
852851 OTH MONITOR DATA PROCESSING SY	206667	604752	178708	454402
852859 OTHER MONITORS	1856	10399	511	4383
852861 PROJECTOR FOR AUTO- DPS-H8471	2528	35175	26908	71067
852869 MULTIMEDIA PROJECTOR-FOR DP-SY	21135	22424	1109	1191
852871 RECEPTION APPA FOR TV	22016	45232	20732	41717
852872 OTH COLOUR TV SETS	509051	728745	109211	263315
852910 AERIALS/REFLECTORS ALL KINDS	171571	204080	28804	141702
852990 OTH PARTS/APP H-85.25-85.28	105575	703520	489877	1242560
853010 EL-SIGNAL EQP RAILWAY/TRAMWAY				2945
853080 OTH SIGNAL EQP EL TRAFIC CONT	4815	9160	6231	53124
853090 PARTS OF EQP HEAD 85.30	12921	24687	261	661
853110 BURGLAR/FIRE ALARMS/SIMIL APPT	12444	42110	42170	80414
853120 INDICATOR PANEL INCORP LCD/LED	7119	26810	31830	57350
853180 OTHER APPARATUS	6582	17617	14626	32701
853190 PARTS ELEC SOUND/VIS SIG APPT	5884	14596	6420	68245
853210 FIX CAPACITO 50/60HZ CAP.5KVAR	6091	42550	85186	109254
853221 OTHER FIXED CAPACITOR	6	6		966
853222 ALUMINIUM ELECROLYTIC FIX CAP	24	1584	147	1751
853223 CERAMIC DIELEC,SIN-LYR FIX CAP	303	1618	1229	2849
853224 CERAMIC DIELEC MUL-LYR FIX CAP	3125	7863	1055	4686
853225 DIELECTRIC PAPER PLAS FIX CAP	821	1766	189	1597
853229 OTHER FIXED CAPACITORS	20859	80766	18162	66046
853230 VARIABLE/ADJUSTABLE CAPACITORS	1309	3133	1662	4310
853290 PARTS OF ELECTRICAL CAPACITORS	4574	11593	2975	6394
853310 FIXED CARBON RES COMP/FILMTYPE	2380	6739	1048	12656
853321 OTH FIXED RES CAPACITY < 20 W	1704	2366	334	1302
853329 OTHER FIXED RESISTORS	17317	34738	11052	27461
853331 W/WOUND RESISTOR- RHEO&POTEN	3445	8026	1784	5113
853339 OTH W/WOUND VARIABLE RESISTORS	1499	7634	311	3014
853340 OTH VAR RES INCL REHEOSTATS	20198	37192	9121	22970
853390 PARTS FOR ELECTRICAL RESISTERS	740	3279	678	2861
853400 PRINTED CIRCUITS	34450	152960	73075	177043
853510 FUSES FOR VOLTAGE >1000 VOTTS	7548	24449	2329	13535
853521 AUTOMA C-BRAKER VOT <72.5 KV	52284	282229	106012	212405
853529 OTH AUTOMATIC CIRCUIT BRAKER	141231	177412	9378	47600
853530 ISOLATING/MAKE-AND-BREAK SWIT	104289	120192	4794	58010
853540 LIGHT ARRESTER,VOL LIMITER ETC	2832	22041	6974	20985

Contd.

## 10.11 Imports by Economic Categories (Detail)

(In Thousand Rupees)

ITEMS	SEPTEMBER, 2015	FROM JULY, 2015	SEPTEMBER, 2014	FROM JULY, 2014
853590 ELEC APP SWITCHING CIR>1000VOL	19484	131370	34376	85269
853610 FUSES FOR VOLTAGE <1000 VOLTS	12270	33450	7927	23072
853620 AUTOMATIC CIR BREAKER	185930	562409	202160	593036
853630 OTH APP PROTECTING ELEC CIRCUL	2585	10822	4048	21221
853641 RELAYS FOR VOLTAGE	84765	103670	92488	122927
853649 OTHER, RELAYS	90092	249417	49821	219035
853650 OTHER SWITHCES	79462	256039	73005	228744
853661 LAMP HOLDERS	5628	18083	10968	26137
853669 OTHER,PLUGS AND SOCKETS	68155	220896	69184	236067
853670 CONNECTORS FOR OPTICALFIBRES	1320	8657	3639	6188
853690 OTH ELECTRICAL APPARATUS	119095	298765	169511	350853
853710 BOARD,PANEC ETC VOLTAGE-1000V	178720	750020	356070	1162901
853720 BODIES,CONSOLE ETC VOLT>1000V	319146	1502045	105995	254793
853810 BOARD,PANELS GOODS HEAD 85.37	32938	125515	31615	115742
853890 OTH PARTS SUITABLE GOOD H85.37	230060	601347	269986	754570
853910 SEALED BEAM LAMP UNITS	5144	18297	9239	22167
853921 TUNGSTEN HALOGEN LAMPS	20475	61996	25712	53930
853922 OTH LAMPS 200W FOR VOLT>100V	13283	33110	7802	23128
853929 OTH FILAMENT LAMPS EXCL U-VIOL	51654	115630	24453	78398
853931 DISCHARGE LAMP O/TAN U-V-LAMP	8404	38547	11224	22001
853932 MERCURY OR SODIUM VAPOUR LAMPS	5442	12428	5144	11213
853939 OTH DISCHARGE LAMPS,O/TH ULTRA	735155	2347220	821013	2326925
853941 ARC-LAMPS (ELECTRIC)	249	1212	102	1587
853949 OTH ULTRA-VOILET/INFRA-REDLAMP	3128	10014	1452	3000
853990 PARTS ELECTRIC FILAMENT/D-LAMP	25478	94772	34620	79448
854011 CATHODE-RAY TV PICTURE TUBES		5895	6574	10254
854020 TV CAMERA TUBE(IMAG CONVERTER)		19		
854071 MAGNETRONS	17289	84381	18234	63022
854079 OTH,MICROWAVE TUBE,CARCINOTR			185	290
854081 OTHER VALVES AND TUBES:				22
854089 OTHER VALVES ANA TUBES,N.S.	63	1511	314	3112
854099 OTH PARTS OF HEADING NO.85.40	15	19		
854110 DIODES,OTH THAN PHOTSENSITIVE	12364	37235	28558	47482
854121 TRANSISTOR O/THAN PHOTSENSITV	526	930	4638	12645
854129 OTH TRANSISTOR O/TH PHOTSEN	13249	23679	7099	17726
854130 THYRISTORS DIACS AND TRIACS	635	5695	422	12243
854140 PHOTSENSITIV SEMICONDUCTOR DE	950217	9480180	624313	4240816
854150 OTH SEMICONDUCTOR DEVICES	7053	10542	9585	20376
854160 MOUNTED PIEZO-ELECTRIC CRYSTAL	2732	4514	703	1780
854190 PARTS OF APPARATUS OF H-85.41	1932	5399	1549	8255
854231 ELECTRONIC INTEGRATED CIRCUIT	26814	83694	34122	92698
854232 MEMORIES	14991	26488	5614	11287
854233 AMPLIFIERS	2865	8030	840	4925
854239 OTH ELECTRO INTEGRATED CIRCUIT	57121	125608	43545	123588
854290 PARTS OF ELEC INTIGRAT CIRCUIT	10761	37930	991	3631
854310 PARTICLES ACCELERATORS	860	104656		3748
854320 SIGNAL GENERATORS	1965	13492	1037	7762
854330 MACH APPA EL-PLATNG ELECTROLYS	1061	3013	626	2216
854370 OTHER MACHINE/APPARATUS	356440	639825	94577	977040
854390 PARTS OF THE APPARATUS H-85,43	15391	34567	32321	72269
854411 WINDING WIRE OF COPPER	32081	59089	12023	40175
854419 OTHER WINDING WIRE OF COPPER	51545	213786	58895	247139
854420 CO-AXIAL CABLE & CONDUCTORS	12472	116405	68092	147992
854430 IGNITION & OTHER WRITING SETS	132054	153254	34098	114926

Contd.



## 10.11 Imports by Economic Categories (Detail)

(In Thousand Rupees)

ITEMS	SEPTEMBER, 2015	FROM JULY, 2015	SEPTEMBER, 2014	FROM JULY, 2014
854442 COMPUTER LEADS WITH CONNECTOR	57559	284719	508693	867371
854449 OTH ELECTRIC CONDUCTOR N>1000V	514566	1108861	1184215	2573552
854460 OTH EL CON FOR VOLTAGE >1000V	95914	286856	70505	241582
854470 OPTICAL FIBRE CABLES	12460	101056	9030	32060
854511 ELECTRODES USED IN FURNACES	11590	12488	11544	33422
854519 OTHER ELECTRODES	496	1670	21	8362
854520 CARBON BRUSHES	4938	17767	5323	10939
854590 OTH LAMP/BATTERY CARBON,GRAPIT	3952	6872	4534	8018
854610 EELECTRICAL INSULATOR OF GLASS		38		
854620 EELECTRICAL INSULATOR CERAMICS	37496	77531	2487	11562
854690 OTH ELE INSU OTH THN GLAS,CERA	4024	32976	20616	37580
854710 INSULATING FITTINGS OF CERMIC	82	223	117	117
854720 INSULATING FITTINGS OF PLASTIC	6	280	1647	2581
854790 OTH INSULATIN FITT PLAS/CERMIC	45974	88469	33878	50455
854810 WAST/SCRP PRI BATRY,CEL,ACCUMU	254983	292590		
854890 OTH,PARTS ELE MACHINE/APP NES	785	2755	242	730
860110 RAIL LOCOMO POWERED ELECTRICIT	9628	9628		
860210 DIESEL ELECTRIC LOCOMOTIVES				3890551
860290 OTH,RAIL LOCOMOTVE,LOCOMO TEND		27		
860400 RAIL/TRAMWAY MAINTENANCE VEHIC	136199	1151495		
860500 RAIL/TRAMWAY PASSENGER COACHES	6999	6999		
860719 OTH INCL PARTS AXELS/WHEEL		207311	1319	266050
860721 AIR BRAKES AND PARTS THEREOF				8813
860729 OTH BRAKES LOCOMO&PATS THEREOF		32943	377	8157
860730 HOOKS,COUPLIN DEVICES,BUFFERS				2444
860791 OTHER PARTS OF LOCOMOTIVES	217600	471865	345473	1604642
860799 OTH RAILWAY LOCOMOT STOCK PART	674	1193	12119	38443
860800 RAIL/TRAMWAY TRACK FIXTURES	10552	11107	8555	14875
860900 CONTINERS SPECIL DESI,EQUIPPED	6080	74143	6321	33313
870110 PEDESTRAIN CONTROLLED TRACTORS		4980		
870120 ROAD TRACTORS FOR SEMI-TRAILER	990487	2411856	447989	1355902
870130 TRACK-LAYING TRACTORS		13916		
870190 COMP AG-TRACTORS-ANY KIT FORM	15241	206103	231701	820593
870210 M.VEH 10 OR >PERSON DIESEL ENG	554334	1420258	301395	745095
870290 COMP O-M-VEH 10PER&DERIVER AKF	101308	390108	31432	172148
870310 M-CAR FOR TRAVEL ON SNOW/GOLF	660	4916	430	1998
870321 MOTOR VEH CYLNDER CAP-1000CC	2959870	8826811	2922759	7433502
870322 OTH CAR CY CAP>1000CC - 1500CC	2903701	7787165	2532772	5327878
870323 OTH VEH CYL CAP 1500 - 3000CC	1416390	4259213	1493720	4416439
870324 OTH VEH CYL CAPACITY>3000CC	270342	965155	357556	936067
870332 VEH(DIESEL ENG)CY-1500 -2500CC	403414	478774	5847	11142
870333 OTH VEH(DIESEL ENG)CAP>2500CC	64238	195656	51539	67290
870390 OTH M-CAR/M-VEH FOR PERSONS		1091	25919	49067
870410 DUMPERS DESIGN FOR OFF-HIGHWAY	160518	286501	45268	103786
870421 OTH VEH(DIESEL ENG)NOT>5TONNES	543013	1865551	710935	1894440
870422 OTH VEH(DIESEL ENG)GVW-5-20TON	706183	1519864	273629	973915
870423 OTH VEH(DIESEL )GVW >20 TONNES	5655	419008	141577	150872
870431 OT VEH SPARK-IGNITION NOT>5TON	606235	1842714	466467	842661
870510 CRANE LORRIES	43791	85205	18932	138758
870530 FIRE FIGHTING VEHICLES	6372	6372		
870540 CONCRETE-MIXER LORRIES	50915	267806	9795	16526
870590 OTH SPECIAL PURPOSE MOTOR VEHL	40285	203955	12909	521296
870710 BODIES/CABS FOR VEH-H-87.03	2416	7319	591	3045
870790 BODIES OF VEH-H-87042190&.3190	19283	58350	16338	39355

Contd.

## 10.11 Imports by Economic Categories (Detail)

(In Thousand Rupees)

ITEMS	SEPTEMBER, 2015	FROM JULY, 2015	SEPTEMBER, 2014	FROM JULY, 2014
870810 BUMPERS AND PARTS THEREOF	14252	39310	7595	24801
870821 OTH PART ACCE OF BODIES,SEATS	20301	60977	9621	35574
870829 OTH PART ACCE OF BODIES,CABS	498767	1213615	345566	1126482
870830 BRAKES&SERVO-BRAKES,PARTS VEH	53094	189319	39502	88458
870840 GEAR BOXES AND PARTS THEREOF	37564	173074	131245	326684
870850 DRIVE-AXLES WITH DIFFERENTIAL	124731	203425	31552	73725
870870 ROAD WHEELS&PARTS&ACCESSO	45359	101179	35445	125666
870880 SUSPENSION SYS,SHOCK-ABSORBERS	127606	455990	97602	308859
870891 RADIATORS & PARTS THEREOF VEH	20040	66403	30647	66551
870892 SILENCERS&EXHAUST PIPES,PARTS	1259	6463	126	1377
870893 CLUTCHES AND PARTS THEREOF	17425	58678	17299	178937
870894 STEERING WHEELS,CLUMNS,BOXES	32233	118488	25205	78300
870895 SAFETY AIRBAGS INFLATER SYSTEM	163	2806	161	231
870899 OTH PARTS FOR VEHICLES H-8701	1199471	2145137	412159	1109444
870911 WORK TRUCKS SELF-PROPEL ELECTR				1367
870919 OTH WORK TRUCK SELF PRO N-FITT		1964	43178	46201
871000 TANKS,OTH ARMOUD FITGHING VEH		3559		
871110 MOTORCYCLE CYL CAP-NOT>50CC	53	611	763	1453
871120 M-CYCLE CYL CAPACITY- 50-250CC	1097933	2873991	779183	2151967
871130 M-CYCLE CYL CAPACITY-250-500CC	68709	147408	235	235
871140 M-CYCLE CYL CAP-500-800CC	1474	3206	4162	5653
871150 M-CYCLE CYL CAP EXCEEDIN-800CC	2485	9962	13689	30118
871190 OTH M-CYCLE(INCLUDING MOPEDS)	1072	3732	63190	207308
871200 BICYCLES,OTH DELIVERY TRICYCL	45532	168850	36718	112804
871310 INVALID CARRIAG NOT MECH PROPL	28674	75471	20274	41349
871390 OTH INVALID CARRIAG MOTORISED	2389	4527	83	2293
871410 SADDLES OF MOTORCYCLES,MOPEDS	629078	1803501	478600	1360759
871420 PART ACCE INVALID CARRIAGES	102	102	56	116
871491 FRAMES,FORKS & PARTS THEREOF	4783	5117	780	865
871492 WHEEL RIMS AND SPOKES	265	1275	393	4205
871493 HUBS,COAST BRAK HUB,FREE WHEL	5905	21521	18438	42517
871494 BRAK,COAST BRAK HUB,HUB BRAK	286	2259	761	6924
871495 OTHER, SADDLES	1267	5753	3502	14891
871496 PEDALS,CRANK-GEAR,& PARTS THOF		450	820	2363
871500 BABY CARRIAGES & PARTS THEREOF	9004	21056	3564	17477
871610 TRAILER,SEMI-TRALER CARVN TYPE	10129	10129		
871620 SELF LOADING/UNLODING TRAL AGR		10692		886
871631 TAKER/SEMI TANKER TRAILERS	14341	19308		
871639 OTH TRAILER,SEMI TRAI FOR GOOD		1663	29550	34931
871640 OTH TRAILERS & SEMI-TRAILERS		2012		1170
871680 OTH VEH NOT MECHANICALLY PROPL	7251	18676	9578	25951
871690 PARTS,TRAILER SEMI-TRAI H87.16	26999	97663	8910	33939
880100 GLIDERS AND HANG GLIDERS				1254
880212 HALICOPTER UNLADN WT>2000 KG			9276	9276
880220 AEROPLAN UNLADEN WT NOT>2000KG	31369	44350		
880240 AEROPLAN UNLADN WT >15000KG	2028098	9613306		1726829
880310 PROPELLERS,ROTORS & PATS THROF		11		309
880320 UNDER CARRIAGES/PARTS THEREOF	53	350		670
880330 OTH PARTS OF AEROPLANE/HELICOP	270582	604343	188594	319047
880400 PARACHUTES AND ROTOCHUTES,PART		360		110
880510 AIRCRA LAUN GEAR,DECK ARRESTOR		1944		
880521 AIR COMBAT SIMULATORS & PARTS				10199
880529 OTH GROUND FLYING TRAINER PART				435
890110 CRUISE SHIPS,BOATS FOR PERSONS		830		

Contd.

## 10.11 Imports by Economic Categories (Detail)

(In Thousand Rupees)

ITEMS	SEPTEMBER, 2015	FROM JULY, 2015	SEPTEMBER, 2014	FROM JULY, 2014
890190 OTH VESSELS FOR PERSONS/GOODS				182836
890310 INFLATABLE YATCHS,VESL PLE/SPO		239		69
890391 SAILBOATS,WITH/W-OUT AUX-MOTOR				792
890392 MOTORBOAT,O/THN OUTBOARD M-BO		7885	5075	5075
890399 OTH INFLTABLE YACHTS	129	1721	4280	4992
890510 DREDGERS				1010559
890590 OTH LIGHT VESSELS,FLO-CRANES	46919	56814		6432
890790 OTH FLOATING STRUCTURES,TANKS		958		419
900490 OTH SPECT,GOGGLE&THE LIKE CORR	4319	13659	1808	14413
900510 BINOCULARS	1148	2801	340	2450
900580 OTH ASTRONOMICAL INSTRUMENTS	16351	16479	57	1370
900699 O-PART,AC P-GRAPHIC F-LIGH APP	432	710	48	237
900710 CINEMATOGRAPHIC CAMERAS	11	11		
900720 CINEMATOGRAPH PROJECTOR.S-R/RE	65	65	1878	5390
900791 PAR,ACC-CINEMATOGRAPHIC CAMERA		1303	68	161
900792 PART,ACCE-CINEMATOGR PROJECTOR	237	332	569	1092
900850 PROJECTORS,ENLARGERS&REDUCERS		953		106
900890 PARTS/ACCE OF IMAGE PROJECTORS	676	798		77
901010 APPA,EQUI AUTOMATC DEVELO FILM	1734	11021	5109	20502
901050 OTH APP EQU PHO-GRAPHIC LAB	110	1310	37654	48940
901060 PROJECTION SCREENS	7607	20780	4176	7223
901090 PART ACCE OF APP/EUIP H-90.10	2134	3693	339	4716
901110 STEREOSCOPIIC MICROSCOPES	48	231	317	357
901120 OTH MICROSCOPE P-MICROGRAPHY	2258	5256		
901180 OTHER MICROSCOPES	9316	57265	20209	37182
901190 PART,ACCE OF OPTCAL MICROSCOPE	872	1380	177	2014
901210 M-SCOPE O/THN OPTIC M-SCOP APP	66	13805	218	1712
901290 PART,ACC M-SCOPE O/THN OPTICAL	36	3893	32	273
901310 TELESCOPIC SIGHTS FITT TO ARMS		31		6
901320 LASERS OTHER THAN LASER DIODS	408	3048	59	1412
901380 OTH DEVICES APPLI&INSTRUMENTS	30440	61270	1357	40985
901390 PARTS,ACCE OF SUB GROUP-90.13	213	360	30150	31068
901410 DIRECTION FINDING COMPASSES	146	383		212
901480 OTH INS/APPLI(NAVIGATIONAL)	974	6620	32	7729
901490 PART,ACCE OF SUB GROUP OF90.14		17585	9	9
901510 RANGEFINDERS		847		757
901520 THEODOLITES AND TACHEOMETERS	170	906	2084	3694
901530 SURVEYING LEVELS	2948	4313	273	6535
901540 PH-GRAMMETRICAL SURVEY INS/APP	50468	50468		
901580 OTH INS AND APPLIANC-SURVEYING	1188512	1647450	211850	1144389
901590 PARTS&ACCE OF SURVEYING INSTRU	195695	1257067	89214	146220
901600 BALANCE SENSITIVITY 5CG/BETTER	3243	9708	1952	6019
901710 DRAFTING TABLE MACH W/NOT AUTO		7765	1138	10416
901720 O-DRAWING MARK/MATH CALC INSTR	5767	12155	1956	5874
901730 MICROMETERS/CALLIPERS & GUAGES	3408	10042	2634	9728
901780 OTHER INSTRUMENTS	10296	29124	7061	28918
901790 PARTS/ACCE OF MEASURING INSTRU	1769	3161	329	2477
901811 ELECTRO-CARDIOGRAPHS	1897	7908	3206	8751
901812 ULTRASONIC SCANNING APPARATUS	80848	206639	59923	167209
901813 MAGNETC RESONANCE IMAGING APPA	421144	517292	92207	531665
901814 SCINTIGRAPHIC APPARATUS		2482	588	588
901819 OTH ELECTRO-DIAGNOSTIC APPARAT	223001	467463	146983	295860
901820 ULTRA VOILET/INFRA-RED RAY APP	107	226	236	236
901831 SYRINGES,WITH/WITHOUT NEEDLES	158303	580491	86510	409058

Contd.

## 10.11 Imports by Economic Categories (Detail)

(In Thousand Rupees)

ITEMS	SEPTEMBER, 2015	FROM JULY, 2015	SEPTEMBER, 2014	FROM JULY, 2014
901832 TUBULAR METAL NEEDLE/NEDL SUTU	17218	75364	20873	71543
901839 OTH NEDLES,CATHERS,CANNULA	462227	1433117	535234	1308927
901841 DENTAL DRILL ENGINES,W/C-D-EQU		18		632
901849 OTH;INS/APPLI, DENTAL SCIENCE	3803	16383	2106	17676
901850 OTH,OPHTHALMIC INST&APPLIANCE	43867	102621	79481	165220
901890 OTH INSTRUMENT & APPLIANCE.	664250	2069037	697347	1726073
901910 MECHANO-THERPY,MESSAGE/PSY APP	5869	38982	15120	37998
901920 OZONE,OXYGEN ,AEROSOL THERAPY,	106697	257792	107289	197544
902190 OTH;APP,WORN CARY,IMPL IN BODY	15671	68608	24134	45830
902212 COMPUTED TOMOGRAPHY APPARATUS	17616	441885	23825	108970
902213 OTH X-RAY APPA FOR DENTAL USES			107	9445
902214 OTH,X-RAY APP FOR MEDICAL SURG	141183	238465	39541	245292
902219 X-RAY APPA FOR OTHER USES	54149	386373	146051	184535
902221 APP BASE ON ALP,BETA GAMA RADI		2663	281	1810
902229 APP ALPHA-BE-GA RADI-OTHER USE		5931	3140	83056
902230 X-RAY TUBES	81	15901		6449
902290 O-APP AL-B-G RADI INCL PA/ACCE	32183	61812	66826	97105
902300 APPA DESIGNED F-DEMANSTRATION	121722	222083	52521	114751
902410 MACH&APPLI FOR TESTING METALS	7348	18781	5143	51374
902480 O-MACH-TESTING HARDNESS/STREN	57511	149262	29079	100558
902490 PARTS&ACC-HARD/STREN TEST MACH	2863	9822	2628	12774
902511 LIQUID-FILLED THERMOMETER/PYRO	4975	15354	8110	20198
902519 OTHER THERMOMETERS/PYROMETERS	11242	175888	10628	34898
902580 OTHER INSTRUMENTS	30265	61536	9794	65887
902590 PARTS ACCE INSTRUMENTS H-9025	465	10240	4828	23273
902610 APP,MEASUR/CHECK FLOW/ LEVEL.	22196	67157	60625	94351
902620 APP, MEASUR/CHECK PRESSURE.	33383	190908	253060	446786
902680 OTH,APP,MEASUR VARIATION LIQ/G	75711	542680	184771	736381
902690 PARTS,ACCE OF SUB GROUP 90.26.	18096	303665		39243
902710 GAS/SMOKE ANALYSIS APPARATUS.	10660	122596	60757	89440
902720 CHROMATOGRAPHS/ELECTROPHOR INS	39910	117093	40432	88709
902730 SPECTRO,SPECTROPHOT-METER RADI	26671	90954	20345	44868
902750 OTH,INS.USING OPTCAL RADIATION	111552	205448	8374	115168
902780 OTH,INST FOR PHYSICAL CHEM ANA	344096	844443	220115	587029
902790 MICROTOMES;PART ACCE APP-90.27	25603	159478	23837	78936
902810 GAS METERS	106192	403872	299358	479870
902820 LIQUID METERS	3003	5713	1306	6888
902830 ELECTRICITY METERS	8869	45276	6528	35728
902890 PART,ACCE OF SUB GROUP 90.26	107259	179787	23034	294827
902910 REVOL/PROD COUNTRS,TAXIMETERS,	2247	7165	749	5366
902920 SPEED INDICATORS/TACHOMETERS	3247	25954	1948	11552
902990 PARTS ACCE OF METERS-H-90.29	10257	30445	13151	41743
903010 INS,MEASUR IONISING RADIATIONS	8121	158955	17090	89140
903020 OSCILLOSCOPE&OSCILLOGRAPH	1023	17505	1281	13322
903031 O-INSTR MEASUR VOLTAGE,CURRENT	823	5695	1369	12609
903032 MULTIMETER WITH RECORD DEVICE	1291	2034	456	8788
903033 O-METER WITH OUT RECOED DEVICE	20989	53647	9078	45119
903039 O-OSCILLOSCOPE W-RECOD DEVICE	2930	6999	1656	4635
903040 OTH,INS,SPE DESI FOR TELECOMMU	4918	30465	1418	42887
903082 OTH,INS,MEASUR SEMICONDUCTOR		379		
903084 OTH,APPA,WITH RECORDING DEVIC		1485		14017
903089 OTH,INS,MEASUR ELECTRICAL QTY.	19392	37228	46861	145902
903090 PARTS ACCE OF SUB GROUP 90.30	3009	47685	4750	12225
903110 MACH BALANCING MECHNICAL PARTS	2727	6001	6705	19158

Contd.

## 10.11 Imports by Economic Categories (Detail)

(In Thousand Rupees)

ITEMS	SEPTEMBER, 2015	FROM JULY, 2015	SEPTEMBER, 2014	FROM JULY, 2014
903120 TEST BENCHES		847	37857	37857
903149 OTH,OPTICAL INS & APPLIACES.	6920	19552	4867	8924
903180 OTH,INS APPLIANCES & MACHINES.	128248	496336	148083	373193
903190 PART,ACCE OF ARTICLE H- 90.31	27886	49602	10686	26318
903210 THERMOSTAT	23786	115517	46335	117833
903220 MANOSTAT(PRESSURE REGULATORS)	1781	3265	518	1965
903281 OTH,INS HYDRAULIC OR PNEUMATIC	952	8277	547	3409
903289 OTH,REGULATING,CONTROLLING INS	180234	411828	182381	486888
903290 PARTS,ACCE OF ARTICLE H- 90.32	6725	33885	31527	79909
940210 DENTISTS,BARBER CHAIRS, PARTS	1287	4718	8999	15388
940290 OTH;OPE TABLES,EXAM TABLE MECH	83585	191462	79369	294389
940560 ILLUMINATED SIGN,NAMPLATES,LIK	70271	111331	22283	67614
940591 PARTS OF LAMP LIGHT FIT GLASS.	4321	35854	10901	49066
940599 OTH PARTS H-NO.94.05,N.E.S.	4205	12777	5350	13607

## 10.12 Exports by Areas and Countries / Territories

(In Thousand Rupees)

TERRITORIES/COUNTRIES	SEPTEMBER, 2015	CUMULATIVE FROM JULY,2015	SEPTEMBER, 2014	CUMULATIVE FROM JULY,2014
<b>GRAND TOTALS</b>	<b>179,817,458</b>	<b>528,573,386</b>	<b>222,613,794</b>	<b>602,721,555</b>
<b>LATIN AMERICA</b>	<b>222,858</b>	<b>695,632</b>	<b>251,082</b>	<b>1,017,474</b>
Anguilla		308		
Antigua and Barbuda		1,507		
Aruba			202	454
Bahamas		8,689	1,120	1,350
Barbados	1,922	6,893	721	4,133
British Virgin Is.	1,330	1,330	357	357
Cayman Islands	380	380	3,096	4,998
Cuba	47,362	100,402	29,309	67,794
Dominica	1,858	1,858		1,003
Dominican Republic	53,906	263,876	104,361	299,383
Grenada	480	5,233		1,561
Guadeloupe	12,832	25,380		
Haiti	6,548	25,855	18,223	251,727
Jamaica	13,956	56,505	1,580	44,145
Martinique				34,508
Puerto Rico	40,532	92,746	38,312	100,895
St.Kitts and Nevis				429
St. Lucia	5,230	5,321		301
St.Vincent/Grenadine	1,008	1,642	761	6,342
Trinidad and Tobago	35,513	97,705	53,039	198,093
<b>CENTRAL AMERICA</b>	<b>1,315,483</b>	<b>3,927,341</b>	<b>1,231,761</b>	<b>3,974,001</b>
Belize			161	350
Costa Rica	42,656	113,690	63,266	123,312
El Salvador	34,495	93,931	6,559	49,901
Guatemala	38,763	202,108	55,825	163,891
Honduras	165,433	379,937	41,082	132,458
Mexico	818,849	2,517,176	972,469	3,194,457
Nicaragua	73,512	212,429	12,317	75,939
Panama	141,777	408,070	80,080	233,692
<b>SOUTH AMERICA</b>	<b>2,056,154</b>	<b>6,750,329</b>	<b>2,810,269</b>	<b>7,880,083</b>
Argentina	564,212	1,473,777	322,685	801,195
Bolivia	10,690	13,190	4,203	11,078
Brazil	368,867	1,295,694	689,754	1,918,077
Chile	428,620	1,613,146	605,442	1,778,542
Colombia	286,904	1,032,754	453,087	1,503,788
Ecuador	102,132	153,894	81,685	234,501
Guyana	4,558	14,202	14,145	20,023
Paraguay	54,436	246,554	142,347	321,862
Peru	197,817	670,825	325,686	866,358
Suriname		537	8,792	28,932
Uruguay	37,510	98,396	79,101	187,331
Venezuela,Bolivar. R	407	137,360	83,341	208,398
<b>NORTH AMERICA</b>	<b>36,899,143</b>	<b>103,505,505</b>	<b>36,502,483</b>	<b>101,553,619</b>
Bermuda	51	2,260	421	2,271
Canada	2,007,750	5,957,541	2,488,370	6,105,187
U.S.America	34,891,342	97,545,704	34,013,692	95,446,161
<b>EASTERN EUROPE</b>	<b>2,811,555</b>	<b>8,583,946</b>	<b>3,841,537</b>	<b>10,489,153</b>
Belarus		10,580	2,583	7,843
Bulgaria	117,009	298,155	141,674	548,120
Czech Republic	225,397	749,916	287,744	813,529

Contd.

## 10.12 Exports by Areas and Countries / Territories

(In Thousand Rupees)

TERRITORIES/COUNTRIES	SEPTEMBER, 2015	CUMULATIVE FROM JULY,2015	SEPTEMBER, 2014	CUMULATIVE FROM JULY,2014
Hungary	57,462	278,341	111,386	331,510
Poland	1,110,895	3,923,002	1,487,524	3,652,737
Republic of Moldova	2,548	5,946	6,671	8,011
Romania	246,360	598,583	353,504	810,859
Russian Federation	665,871	1,896,942	992,638	3,283,193
Slovakia/Slovak R.	29,010	56,971	46,666	84,681
Ukraine	357,004	765,509	411,147	948,670
<b>NORTHERN EUROPE</b>	<b>16,215,059</b>	<b>51,092,593</b>	<b>18,878,480</b>	<b>52,523,248</b>
Denmark	839,271	3,016,285	865,932	2,575,453
Estonia	135,207	433,881	202,030	546,695
Finland	338,210	949,776	541,057	1,542,961
Iceland	323	1,490		1,343
Ireland	431,548	1,184,848	449,275	1,399,813
Latvia	50,033	143,412	255,538	607,137
Lithuania	254,323	824,807	466,711	1,133,483
Norway	261,247	1,055,132	620,818	1,469,886
Sweden	802,747	2,749,119	1,063,388	3,139,200
United Kingdom	13,102,148	40,733,844	14,413,732	40,107,277
<b>SOUTHERN EUROPE</b>	<b>13,210,002</b>	<b>39,633,529</b>	<b>14,686,514</b>	<b>42,604,872</b>
Albania	13,449	83,927	38,092	85,420
Andorra	364	364		
Bosnia & Herzegovina	5,266	5,717	1,499	3,447
Croatia	76,547	204,789	123,402	310,287
Greece	444,599	1,031,000	648,236	1,655,353
Italy	5,094,546	14,689,848	5,944,786	16,361,976
Malta	69,202	177,846	95,380	170,422
Portugal	1,558,596	4,095,033	1,334,620	3,472,173
San Marino		1,005		
Slovenia	268,374	1,174,999	266,578	1,453,931
Spain	5,669,747	18,132,727	6,210,090	19,019,780
Serbia	9,313	36,272	23,832	72,084
<b>WESTERN EUROPE</b>	<b>21,192,591</b>	<b>67,027,091</b>	<b>26,158,262</b>	<b>73,605,405</b>
Austria	136,613	399,286	144,469	503,238
Belgium	5,041,510	14,862,999	6,301,328	16,526,645
European Union	1,609	1,609		
France	3,201,547	8,663,484	4,011,205	10,510,122
Germany	8,038,809	26,610,861	10,104,928	29,033,851
Luxembourg	6,158	6,769		2,796
Netherlands	4,687,139	16,183,104	5,475,803	16,748,250
Switzerland	79,207	298,979	120,529	280,504
<b>EASTERN AFRICA</b>	<b>5,870,410</b>	<b>15,399,580</b>	<b>5,414,011</b>	<b>15,338,390</b>
Burundi			1,224	2,065
Comoros	50,223	294,061	290,603	729,178
Djibouti	260,035	1,067,760	229,222	652,930
Eritrea		13,586	15,619	39,367
Ethiopia	461	7,804	6,920	30,680
Kenya	2,179,655	5,739,396	1,841,958	6,035,043
Madagascar	901,266	1,784,521	597,805	1,744,386
Malawi	18,787	28,742	21,042	58,376
Mauritius	148,045	402,104	247,521	789,402
Mayotte	10,833	27,932		23,619
Mozambique	213,126	1,732,907	952,406	1,818,072
Reunion	69,871	171,364	84,714	184,296
Rwanda		5,300	1,706	3,464

Contd.

## 10.12 Exports by Areas and Countries / Territories

(In Thousand Rupees)

TERRITORIES/COUNTRIES	SEPTEMBER, 2015	CUMULATIVE FROM JULY,2015	SEPTEMBER, 2014	CUMULATIVE FROM JULY,2014
Seychelles	22,006	69,097	38,001	93,310
Somalia	338,193	655,471	115,030	384,024
Uganda	16,867	38,520	9,313	19,761
U.R.of Tanzania	1,557,320	3,101,717	845,092	2,428,334
Zambia	3,110	28,389	13,371	65,514
Zimbabwe	80,612	230,910	102,466	236,569
MIDDLE AFRICA	790,587	2,069,644	807,901	1,882,933
Angola	130,411	1,014,522	655,340	1,342,614
Cameroon	29,635	138,210	124,432	350,401
Central African R.		71		
Congo, Republic of	9,709	37,606	8,590	39,460
D.R.of Congo	604,987	841,142	19,540	80,072
Gabon	15,845	38,093		70,387
NORTHERN AFRICA	2,162,334	5,791,559	2,189,094	6,322,742
Algeria	187,909	456,508	236,442	665,457
Egypt(U.A.R.)	1,253,164	3,279,165	1,292,490	3,585,766
Libya	46,143	143,269	54,271	135,323
Morocco	108,328	296,661	81,920	353,759
Sudan		363,042	319,029	846,614
South Sudan	349,744	731,065		
Tunisia	217,045	521,850	204,942	735,823
SOUTHERN AFRICA	2,402,571	5,922,534	3,172,729	6,829,720
Botswana	19,352	60,398	47,441	104,681
Lesotho	17,005	123,067	42,566	124,818
Namibia	5,157	11,252	2,108	22,721
South Africa	2,361,056	5,719,082	3,080,614	6,577,500
Swaziland		8,735		
WESTERN AFRICA	1,907,193	5,262,751	2,385,367	5,228,253
Benin	736,817	1,868,906	171,859	586,348
Burkina Faso(Fr.Up.V		76		2,493
Co,te d,Ivoire(Fr.Iv	360,412	549,661	149,088	368,978
Gambia	54,758	609,760	90,451	378,967
Ghana	48,230	179,140	369,096	477,188
Guinea	7,722	22,053	9,303	44,743
Guinea-Bissau	103,344	317,751	82,310	252,777
Liberia	3,218	65,410	8,506	23,033
Mali	944	1,868		
Mauritania	35,760	129,113	185,635	558,828
Niger		1,741	496	979
Nigeria	230,672	606,260	704,433	1,580,079
Senegal	92,663	381,178	508,994	631,725
Sierra Leone	72,422	189,216	83,778	281,414
Togo	160,232	340,620	21,418	40,702
EASTERN ASIA	20,961,968	65,444,283	29,389,635	83,968,146
China	14,831,828	45,786,947	20,076,279	52,393,827
Hong Kong S.A.Re.Chi	2,081,984	5,539,453	2,907,578	7,698,245
Japan	1,689,279	4,728,046	1,561,341	4,467,314
Korea D.P.Republic		137	401	1,467
Korea, Republic of	2,000,584	8,181,860	2,851,707	11,892,018
Macao.China	452	1,629	746	1,899
Mongolia		7,110	809	8,061
O.Asia(Tai.For.Pe.Ki	357,840	1,199,101	1,990,775	7,505,315
SOUTH-CENTRAL ASIA	25,193,597	68,434,460	34,751,737	86,978,159
Afghanistan	11,012,650	33,963,109	19,466,645	50,669,636

Contd.



## 10.12 Exports by Areas and Countries / Territories

(In Thousand Rupees)

TERRITORIES/COUNTRIES	SEPTEMBER, 2015	CUMULATIVE FROM JULY,2015	SEPTEMBER, 2014	CUMULATIVE FROM JULY,2014
Bangladesh	7,112,697	17,899,661	7,226,408	17,434,949
India	3,916,975	8,176,320	4,729,255	10,597,202
Iran ( Islamic R.)	186,469	762,211	269,952	679,562
Kazakistan	90,108	227,890	58,170	153,126
Kyrgyzstan/Kyrgyz R.	21,488	34,510	14,574	29,301
Maldives	72,285	189,098	63,336	195,819
Nepal	4,309	39,780	8,518	23,540
Sri Lanka	2,681,279	6,886,584	2,651,197	6,546,043
Tajikistan	40,208	78,470	109,356	387,577
Turkmenistan	29,642	100,173	154,326	239,202
Uzbekistan	25,487	76,656		22,202
<b>SOUTH-EASTERN ASIA</b>	<b>8,126,584</b>	<b>20,211,856</b>	<b>11,121,750</b>	<b>26,240,225</b>
Brunei Darussalam	9,255	18,219	6,760	11,799
Cambodia Fr.Kampuche	333,722	963,058	266,475	800,677
Indonesia	1,348,158	2,638,054	1,432,530	3,176,652
Lao People's D.R.	13,205	27,063	12,263	24,769
Malaysia	1,305,649	3,936,512	1,003,664	3,295,808
Myanmar	141,890	313,982	178,887	335,879
Philippines	334,485	998,603	376,299	1,238,330
Singapore	671,299	1,872,209	3,689,957	8,649,107
Thailand	940,914	2,525,129	1,246,901	2,757,639
Viet Nam	3,028,007	6,919,026	2,908,014	5,949,564
<b>WESTERN ASIA</b>	<b>16,650,396</b>	<b>52,342,142</b>	<b>27,077,703</b>	<b>71,082,564</b>
Armenia	1,828	7,079		1,485
Azerbaijan	356,375	970,414	415,263	886,132
Bahrain	443,027	1,720,449	704,811	1,823,271
Cyprus	51,196	92,479	38,080	85,459
Georgia	19,517	73,125	37,129	89,179
Iraq	206,912	428,527	214,358	781,706
Jordan	385,177	1,095,515	507,860	1,259,431
Kuwait	705,591	2,323,799	707,957	2,185,149
Lebanon	263,595	639,818	265,503	681,534
Oman	955,620	3,088,058	1,383,617	3,572,540
Qatar	564,393	1,319,181	540,671	1,870,143
Saudi Arabia	3,517,535	10,810,894	4,001,979	10,688,128
Syrian Arab Republic	74,312	122,676	231,375	369,355
Turkey	1,800,559	5,183,072	2,938,357	8,895,339
United Arab Emirates	6,490,238	22,790,283	14,231,391	35,909,300
Yemen	814,521	1,676,772	859,351	1,984,414
<b>AUSTRALIA AND NEW ZEALAND</b>	<b>1,812,616</b>	<b>6,421,743</b>	<b>1,896,595</b>	<b>5,098,897</b>
Australia	1,497,697	5,452,739	1,455,900	4,060,068
New Zealand	314,919	969,005	440,695	1,038,829
<b>MELANESIA</b>	<b>13,865</b>	<b>48,180</b>	<b>46,885</b>	<b>98,684</b>
Fiji	8,317	37,967	34,520	73,187
New Caledonia	1,603	1,603	1,971	1,971
Papua New Guinea	3,896	4,470	10,394	23,420
Solomon Islands		1,853		
Vanuatu	49	2,286		106
<b>MICRONESIA</b>	<b>2,389</b>	<b>2,942</b>		<b>56</b>
Guam	2,389	2,431		56
Micronesia,F.States		511		
<b>POLYNESIA</b>	<b>102</b>	<b>5,746</b>		<b>4,929</b>
Cook Islands		27		17
French Polynesia		5,581		4,912

## 10.13 RE-Exports by Areas and Countries / Territories

(In Thousand Rupees)

TERRITORIES/COUNTRIES	SEPTEMBER, 2015	CUMULATIVE FROM JULY,2015	SEPTEMBER, 2014	CUMULATIVE FROM JULY,2014
<b>GRAND TOTALS</b>	<b>990,483</b>	<b>4,682,692</b>	<b>1,243,286</b>	<b>5,439,945</b>
<b>LATIN AMERICA</b>				<b>29</b>
Barbados				10
US.Virgin Islands				20
<b>CENTRAL AMERICA</b>				<b>7,335</b>
Mexico				7,335
<b>SOUTH AMERICA</b>	<b>31</b>	<b>7,573</b>		<b>283</b>
Bolivia		2,211		
Brazil		101		68
Colombia		436		215
Ecuador		1,058		
Peru	31	3,767		
<b>NORTH AMERICA</b>	<b>87,771</b>	<b>245,530</b>	<b>98,063</b>	<b>378,550</b>
Canada	10,754	32,851	7,614	9,076
U.S.America	77,017	212,679	90,449	369,474
<b>EASTERN EUROPE</b>	<b>693</b>	<b>259,486</b>	<b>1,814</b>	<b>7,824</b>
Bulgaria		10,250		
Czech Republic		2		
Hungary		245,063		
Poland	236	2,231	834	5,850
Romania		376		
Russian Federation				504
Slovakia/Slovak R.			149	149
Ukraine	457	1,563	831	1,321
<b>NORTHERN EUROPE</b>	<b>222,490</b>	<b>251,637</b>	<b>200,311</b>	<b>660,822</b>
Denmark	32,839	33,003	6,857	7,435
Finland		1,472		173
Ireland		20		
Latvia				2,465
Lithuania	685	2,069	87	1,480
Norway	5,647	6,186	66,119	66,491
Sweden	5	3,322	92,375	234,063
United Kingdom	183,315	205,565	34,873	348,715
<b>SOUTHERN EUROPE</b>	<b>6,730</b>	<b>20,565</b>	<b>1,884</b>	<b>682,322</b>
Croatia			184	204
Greece	934	2,254		
Italy	5,497	18,012	1,615	678,199
Slovenia				7
Spain	300	300	85	3,912
<b>WESTERN EUROPE</b>	<b>263,103</b>	<b>1,086,626</b>	<b>235,379</b>	<b>926,313</b>
Austria	755	1,079	21	100
Belgium	465	3,107	131,158	150,186
France	114,327	258,259	7,748	26,559
Germany	12,031	664,042	79,341	687,792
Luxembourg		3,048		
Netherlands	85,606	94,793	14,884	32,841
Switzerland	49,920	62,299	2,226	28,835
<b>EASTERN AFRICA</b>				<b>787</b>

Cotnd.

## 10.13 RE-Exports by Areas and Countries / Territories

(In Thousand Rupees)

TERRITORIES/COUNTRIES	SEPTEMBER, 2015	CUMULATIVE FROM JULY,2015	SEPTEMBER, 2014	CUMULATIVE FROM JULY,2014
Kenya				787
MIDDLE AFRICA	172	172		721
Angola				721
Cameroon	172	172		
NORTHERN AFRICA		3,088	152	2,696
Egypt(U.A.R.)		2,772	152	1,314
Libya				1,382
Morocco		316		
SOUTHERN AFRICA	25,165	25,206		15,880
South Africa	25,144	25,144		15,870
Swaziland	21	61		10
WESTERN AFRICA	775	1,082	3,884	4,409
Ghana	775	775		
Guinea				106
Liberia				302
Nigeria		307	3,884	3,884
Senegal				118
EASTERN ASIA	67,250	426,669	131,374	923,841
China	22,880	148,104	45,836	611,623
Hong Kong S.A.Re.Chi	18,207	171,401	36,005	140,231
Japan	22,847	102,825	33,717	93,672
Korea, Republic of	145	826	15,277	76,048
O.Asia(Tai.For.Pe.Ki	3,171	3,513	540	2,267
SOUTH-CENTRAL ASIA	39,095	79,636	19,958	32,736
Afghanistan	14,707	36,384		
Bangladesh	8	8		
India	24,380	27,548	16,372	25,822
Iran ( Islamic R.)				2,991
Kazakstan				98
Sri Lanka		15,697	3,586	3,826
SOUTH-EASTERN ASIA	55,471	1,182,449	141,256	511,674
Indonesia		98		1,161
Malaysia	7,615	20,475	21,698	63,394
Myanmar		985		
Philippines	675	2,852	627	6,689
Singapore	47,181	1,141,154	71,891	366,540
Thailand		167	47,039	73,891
Viet Nam		16,719		
WESTERN ASIA	221,539	1,088,847	409,176	1,283,270
Azerbaijan	519	803		11,272
Bahrain	104	317		94
Iraq		227		1,192
Kuwait		1,897	146	16,864
Oman	9,305	14,350		6,383
Qatar	17,259	80,460	38,402	100,385
Saudi Arabia	38,303	75,704	8,343	22,820
Turkey	9,105	12,567	205	174,556
United Arab Emirates	146,943	902,524	355,033	934,976
Yemen			7,048	14,727
AUSTRALIA AND NEW ZEALAND	197	4,127	35	453
Australia	197	4,127	35	443
New Zealand				10

## 10.14 Imports by Areas and Countries / Territories

(In Thousand Rupees)

TERRITORIES/COUNTRIES	SEPTEMBER, 2015	CUMULATIVE FROM JULY,2015	SEPTEMBER, 2014	CUMULATIVE FROM JULY,2014
<b>G R A N D T O T A L S</b>	<b>360,660,593</b>	<b>1,090,265,911</b>	<b>464,876,264</b>	<b>1,254,083,888</b>
<b>L A T I N A M E R I C A</b>	<b>298,981</b>	<b>647,030</b>	<b>65,355</b>	<b>158,811</b>
Anguilla			854	854
Bahamas	17	205,798	2,235	3,806
Barbados		1,375	1,082	1,082
British Virgin Is.		1,079		
Cayman Islands	108	161		10
Cuba		3,415		
Dominica	353	2,568		73
Dominican Republic	7,063	14,806	4,366	15,579
Haiti	1,649	1,655	5,237	6,010
Jamaica	2,838	8,684	3,215	12,293
Martinique	1,372	1,372		
Montserrat	320	1,190	746	746
Netherlands Antilles	23	2,124	3,374	42,414
Puerto Rico	41,584	123,290	24,771	49,290
St.Kitts and Nevis	151	330		28
Trinidad and Tobago	238,247	254,042	19,473	26,626
Turks & Caicos Is.	5,256	5,498		
US.Virgin Islands		19,643		
<b>C E N T R A L A M E R I C A</b>	<b>350,738</b>	<b>1,319,774</b>	<b>356,448</b>	<b>1,365,377</b>
Belize	22,376	44,778	816	85,222
Costa Rica	7,251	17,130	3,703	30,097
El Salvador	446	449	14	46
French West Indies				1,058
Guatemala	30,063	124,913	67,998	119,995
Honduras	2,535	14,974	3,586	7,441
Mexico	281,183	1,100,079	280,330	1,115,621
Nicaragua	716	2,363		5,882
Panama	6,168	15,087		16
<b>S O U T H A M E R I C A</b>	<b>8,351,451</b>	<b>22,587,174</b>	<b>9,983,990</b>	<b>22,366,330</b>
Argentina	5,609,269	16,374,936	5,723,057	15,802,775
Bolivia		3,967	6,752	11,230
Bouvet Island	322	322		1,088
Brazil	2,512,044	5,276,247	3,569,875	5,169,282
Chile	89,578	530,670	565,257	1,008,235
Colombia	29,997	62,948	19,524	52,417
Ecuador	37	37	10,842	10,842
Falkland Is.Malvinas		1		
French Guiana			4,389	6,266
Guyana		5,776		6,412
Paraguay	29,905	168,693	8,695	92,396
Peru	16,525	60,609	10,873	63,355
S.Georgia S.Sandw.Is		116		
Uruguay	52,878	91,955	64,725	142,032
Venezuela,Bolivar. R	10,897	10,897		
<b>N O R T H A M E R I C A</b>	<b>14,235,040</b>	<b>50,860,934</b>	<b>15,035,283</b>	<b>54,614,889</b>
Bermuda		2,246		
Canada	1,058,966	9,915,732	2,123,054	14,201,190
U.S.America	13,176,074	40,942,955	12,912,229	40,413,699
<b>E A S T E R N E U R O P E</b>	<b>7,435,669</b>	<b>18,217,006</b>	<b>24,189,523</b>	<b>39,102,083</b>
Belarus	114,103	516,605	425,553	1,153,005
Bulgaria	123,494	255,492	158,837	332,565
Czech Republic	450,237	764,290	127,551	947,878
Hungary	456,059	958,039	247,643	606,541
Poland	559,649	1,799,474	746,614	2,018,302
Republic of Moldova	63,164	89,853	407,569	407,569
Romania	156,766	531,202	4,082,442	8,145,859
Russian Federation	1,907,149	5,583,226	3,576,098	7,099,742
Slovakia/Slovak R.	178,396	722,387	162,287	600,399
Ukraine	3,426,652	6,996,441	14,254,930	17,790,225
<b>N O R T H E R N E U R O P E</b>	<b>7,982,689</b>	<b>29,583,270</b>	<b>11,343,479</b>	<b>30,211,893</b>

Contd.

## 10.14 Imports by Areas and Countries / Territories

(In Thousand Rupees)

TERRITORIES/COUNTRIES	SEPTEMBER, 2015	CUMULATIVE FROM JULY,2015	SEPTEMBER, 2014	CUMULATIVE FROM JULY,2014
Denmark	963,608	2,784,979	647,812	2,207,159
Estonia	20,941	72,548	41,590	74,739
Faeroe Islands	18	18		52
Finland	420,804	1,263,587	602,647	2,294,730
Iceland	7,766	89,778	2,241	4,877
Ireland	685,142	5,931,969	542,393	1,323,747
Latvia	70,514	407,948	329,821	690,098
Lithuania	130,305	194,335	16,318	112,718
Norway	81,141	180,287	110,468	376,403
Svalbard/Jan May.Is.		1,085		
Sweden	1,039,826	3,976,766	3,515,966	7,821,214
United Kingdom	4,562,624	14,679,970	5,534,223	15,306,157
SOUTHERN EUROPE	9,405,746	21,254,592	4,911,041	15,833,726
Albania	2,921	3,136		1,057
Bosnia & Herzegovina	2,658	5,549	3,695	4,086
Croatia	42,471	47,885	1,478	5,579
Fr.Yugoslav R.Macedo			59	59
Gibraltar		975	934	1,313
Greece	34,327	168,048	77,803	216,048
Italy	4,222,781	11,617,226	3,390,874	10,414,209
Malta		12,121	605	607
Portugal	152,928	576,522	69,199	260,601
San Marino	6,167	12,049		7,818
Slovenia	18,340	43,711	11,907	88,509
Spain	4,359,093	7,076,653	1,056,325	3,815,984
Serbia	564,059	1,690,716	298,162	1,017,857
WESTERN EUROPE	19,963,640	67,321,678	23,590,019	66,064,717
Austria	956,605	3,726,310	1,067,869	3,142,109
Belgium	1,766,113	5,167,150	2,017,687	5,004,763
Europien Union	2,862,526	11,305,255	4,412,629	12,618,083
France	3,753,309	10,775,113	3,355,746	8,926,557
Germany	6,969,938	24,590,300	8,436,994	22,372,288
Liechtenstein			133	391
Luxembourg	14,826	318,382	10,365	227,359
Monaco				299
Netherlands	1,994,394	6,186,179	2,164,457	5,495,299
Switzerland	1,645,930	5,252,987	2,124,140	8,277,568
EASTERN AFRICA	4,876,227	16,944,905	4,523,247	11,751,678
B.Indian Ocean Terr.	89	245		
Burundi	143,076	652,776	146,867	351,556
Comoros	5,958	10,496	18,495	18,495
Djibouti	8,143	8,960	8,571	27,663
Eritrea		2,044	1,741	1,741
Ethiopia	553,176	1,104,845	384,950	670,163
Kenya	2,824,033	8,827,029	2,826,738	6,962,183
Madagascar	66,723	152,246	77,738	163,981
Malawi	20	50	82,554	120,034
Mauritius	21,831	2,838,721	24,023	343,904
Mayotte		2	1	8
Mozambique	2,562	10,663	21,632	31,781
Reunion	4,747	18,060	354	354
Rwanda	396,458	1,253,291	217,603	532,671
Seychelles		3,371		
Somalia	37,007	89,966	49,986	206,595
Uganda	73,799	206,415	87,987	232,425
U.R.of Tanzania	327,761	569,465	190,154	665,181
Zambia	403,284	1,180,619	369,321	1,355,488
Zimbabwe	7,561	15,641	14,531	67,455
MIDDLE AFRICA	59,367	242,250	28,926	51,599
Angola	11,522	34,179		10,761
Cameroon	23,175	73,505	21,940	25,871
Central African R.				66
Chad	2,118	68,609	1,710	2,894

Contd.

## 10.14 Imports by Areas and Countries / Territories

(In Thousand Rupees)

TERRITORIES/COUNTRIES	SEPTEMBER, 2015	CUMULATIVE FROM JULY,2015	SEPTEMBER, 2014	CUMULATIVE FROM JULY,2014
Congo, Republic of	17,726	42,285	184	2,857
D.R.of Congo			361	361
Equatorial G.(Ri.Mi)		1	515	515
Gabon	4,826	23,565	4,216	8,275
Sao Tome & Principe		107		
NORTHERN AFRICA	5,381,365	14,163,835	4,776,832	13,168,323
Algeria	5,359	12,576	5,872	8,133
Egypt(U.A.R.)	1,554,708	3,886,406	2,398,033	5,067,296
Libya	74,169	172,089	41,175	103,996
Morocco	3,709,740	9,938,339	2,264,730	7,785,534
Sudan		38,264	663	10,997
South Sudan	5,549	5,549		
Tunisia	31,841	110,612	66,358	192,306
Western Sahara(Ri.De				91
SOUTHERN AFRICA	3,414,070	14,205,370	5,433,719	11,842,970
Botswana	961	2,935	19	403
Canary Islands			7,095	7,095
Namibia	194	254		6,862
South Africa	3,326,166	13,912,138	5,351,592	11,665,644
Swaziland	86,749	290,043	75,013	162,967
WESTERN AFRICA	129,055	3,954,026	1,385,856	2,018,693
Benin	69	331,971	9,212	9,212
Burkina Faso(Fr.Up.V	22,623	323,399		27,521
Co.te d,Ivoire(Fr.Iv	34,232	109,782	17,690	83,924
Gambia	5,198	30,142	13,770	35,468
Ghana	13,617	48,057	73,354	152,571
Guinea		4,320	10,898	21,326
Liberia		3,724		2,098
Mali		16,307		
Mauritania	3,748	15,410	589,383	608,167
Nigeria	697	2,781,401	482,958	623,914
Senegal	21,638	80,024	67,579	151,225
Sierra Leone		33	7,352	10,758
St. Helena	15	199	6	6
Togo	27,217	209,257	113,652	292,503
EASTERN ASIA	115,486,372	345,502,818	115,478,221	335,482,464
China	87,537,763	269,940,964	88,052,708	261,522,025
Hong Kong S.A.Re.Chi	534,334	1,477,931	885,797	2,517,772
Japan	15,381,297	43,611,824	15,392,633	43,237,963
Korea D.P.Republic	438,662	1,663,944	266,134	984,341
Korea, Republic of	7,753,455	18,949,648	6,817,843	16,120,811
Macao.China	1,016	1,029	130	6,397
Mongolia				3,088
O.Asia(Tai.For.Pe.Ki	3,839,845	9,857,477	4,062,976	11,090,067
SOUTH-CENTRAL ASIA	19,981,184	51,295,760	23,055,199	59,435,239
Afghanistan	5,251,928	11,497,885	4,467,100	8,949,009
Bangladesh	366,209	1,078,796	459,605	1,424,156
Bhutan		633	9	12
India	11,353,572	31,090,625	14,974,776	42,297,638
Iran ( Islamic R.)	2,296,311	5,372,165	2,440,204	4,675,765
Kazakstan	12,984	39,157	71,465	149,596
Kyrgyzstan/Kyrgyz R.		2,353	3,029	6,655
Maldives		135		
Nepal	4,537	8,200	6,105	38,089
Sri Lanka	641,144	1,892,220	519,950	1,409,857
Tajikistan	62	71	8	1,180
Turkmenistan	54,438	313,519	100,032	448,478
Uzbekistan			12,916	34,804
SOUTH-EASTERN ASIA	47,137,074	123,600,288	48,820,959	132,412,507
Brunei Darussalam		111		
Cambodia Fr.Kampuche	3,298	11,953	888	6,886
Timor Leste		16		
Indonesia	18,983,086	52,561,954	20,367,471	54,356,455

Contd.

## 10.14 Imports by Areas and Countries / Territories

(In Thousand Rupees)

TERRITORIES/COUNTRIES	SEPTEMBER, 2015	CUMULATIVE FROM JULY,2015	SEPTEMBER, 2014	CUMULATIVE FROM JULY,2014
Lao People's D.R.		2,489		359
Malaysia	11,014,670	26,848,489	10,527,178	29,545,653
Myanmar	81,221	189,242	15,726	47,272
Philippines	308,291	1,038,101	405,477	1,489,060
Singapore	7,027,302	15,461,892	9,107,914	25,011,979
Thailand	7,411,564	20,952,652	7,286,729	18,683,325
Viet Nam	2,307,641	6,533,390	1,109,575	3,271,519
WESTERN ASIA	90,457,147	298,217,553	167,807,172	448,597,195
Armenia		127	700	2,377
Azerbaijan	282	1,245		
Bahrain	374,710	700,057	501,880	1,698,891
Cyprus	43,705	120,242	7,153	48,838
Georgia		3,679	1,872	15,936
Iraq	9,202	69,818	41,293	66,979
Jordan	107,297	527,106	243,870	584,443
Kuwait	11,519,033	35,637,640	26,481,898	79,357,867
Lebanon	38,588	62,900	97,980	163,229
Oman	3,722,598	8,609,986	10,461,865	22,440,034
Qatar	2,371,129	7,789,938	1,878,369	3,847,086
Saudi Arabia	24,309,002	86,334,235	42,283,222	110,579,130
Syrian Arab Republic	14,488	129,445	26,619	33,569
Turkey	1,282,475	4,623,261	1,280,557	4,685,786
United Arab Emirates	46,664,639	153,601,885	83,843,428	224,394,834
Yemen		5,991	656,467	678,196
AUSTRALIA AND NEW ZEALAND	5,714,757	10,329,416	4,090,754	9,581,615
Australia	5,448,343	9,529,068	3,690,363	8,291,975
Christmas Islands	82	185	2,584	10,211
Cocos (Keeling) Is.		224	1,319	1,319
Heard/Mac Donald Is.	277	277		321
New Zealand	266,054	799,230	392,814	1,273,931
Norfolk Island		423	3,008	3,008
US.Minor Outlying Is		9	667	850
MELANESIA		17,853	48	226
Fiji		16,752		
New Caledonia		113	2	179
Papua New Guinea		136		
Solomon Islands			47	47
Vanuatu		852		
MICRONESIA		221	5	5
Kiribati		217		
Palau(Fr.pacific Is)		4	5	5
POLYNESIA	21	158	189	23,548
American Samoa		121		23,286
Cook Islands		2		
French Polynesia				4
Johnston Island	21	21		
Pitcairn			171	188
Tonga		14		
Tuvalu			18	18
Wallis & Futuna Is.				52

## 10.15 Re-Imports by Areas and Countries / Territories

(In Thousand Rupees)

TERRITORIES/COUNTRIES	SEPTEMBER, 2015	CUMULATIVE FROM JULY,2015	SEPTEMBER, 2014	CUMULATIVE FROM JULY,2014
<b>GRAND TOTALS</b>	<b>1,721,759</b>	<b>4,904,965</b>	<b>1,898,836</b>	<b>5,725,498</b>
<b>LATIN AMERICA</b>				<b>5,584</b>
British Virgin Is.				5,584
<b>CENTRAL AMERICA</b>		<b>228</b>	<b>18,671</b>	<b>18,671</b>
Guatemala			18,671	18,671
Mexico		228		
<b>SOUTH AMERICA</b>		<b>21,524</b>		<b>7,865</b>
Brazil		20,432		6,683
Peru		1,091		
Uruguay				1,183
<b>NORTH AMERICA</b>	<b>630,218</b>	<b>1,715,709</b>	<b>703,005</b>	<b>1,884,975</b>
Canada	96,443	306,113	191,104	437,587
U.S.America	533,775	1,409,596	511,901	1,447,388
<b>EASTERN EUROPE</b>	<b>16,032</b>	<b>25,406</b>	<b>6,073</b>	<b>36,836</b>
Bulgaria	2,886	2,886		
Czech Republic		2,188		
Hungary			205	205
Poland	13,147	20,333	5,867	30,586
Romania				479
Ukraine				5,566
<b>NORTHERN EUROPE</b>	<b>54,209</b>	<b>222,399</b>	<b>51,369</b>	<b>206,621</b>
Denmark	811	811	2,021	6,002
Finland			350	1,227
Ireland				3,269
Norway		4,513		2,812
Svalbard/Jan May.Is.	3,799	3,799		
Sweden	2,112	55,940	7,126	49,933
United Kingdom	47,487	157,337	41,872	143,378
<b>SOUTHERN EUROPE</b>	<b>33,156</b>	<b>103,023</b>	<b>31,930</b>	<b>136,994</b>
Croatia		527		
Greece		320		
Italy	31,326	94,307	29,848	121,455
Portugal		618		
Spain	1,830	7,250	2,083	15,539
<b>WESTERN EUROPE</b>	<b>71,248</b>	<b>211,756</b>	<b>80,131</b>	<b>264,932</b>
Belgium	6,168	12,671	13,041	23,648
France	4,288	25,633	9,020	61,769
Germany	47,062	125,167	39,789	136,534
Netherlands	13,242	45,831	8,209	23,347
Switzerland	488	2,454	10,072	19,634
<b>EASTERN AFRICA</b>			<b>5,903</b>	<b>22,726</b>

Contd.



## 10.15 Re-Imports by Areas and Countries / Territories

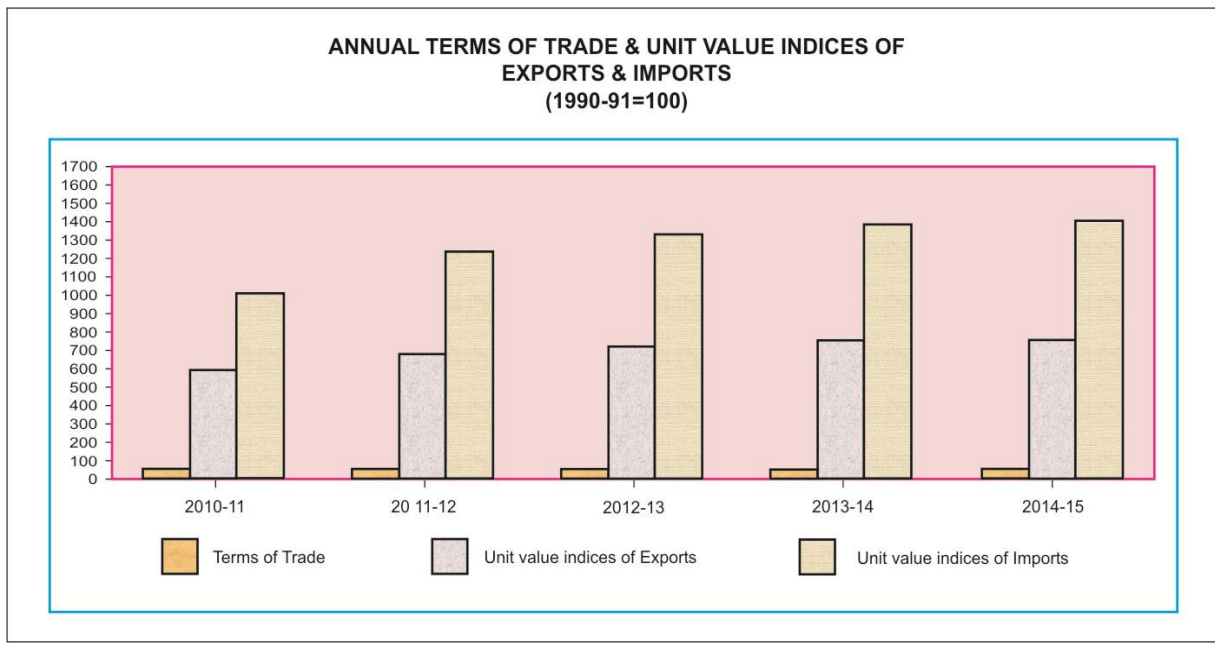
(In Thousand Rupees)

TERRITORIES/COUNTRIES	SEPTEMBER, 2015	CUMULATIVE FROM JULY,2015	SEPTEMBER, 2014	CUMULATIVE FROM JULY,2014
Ethiopia			5,903	22,726
NORTHERN AFRICA	400	1,556	1,334	3,943
Egypt(U.A.R.)		334		
Morocco	400	1,222	1,334	2,052
Tunisia				1,891
SOUTHERN AFRICA	12,872	31,076	98	98
South Africa		18,204	98	98
Swaziland	12,872	12,872		
EASTERN ASIA	498,131	1,481,030	566,914	1,763,998
China	225,021	748,204	253,614	876,985
Hong Kong S.A.Re.Chi	35,362	122,491	23,630	81,406
Japan	124,799	389,360	142,869	451,973
Korea D.P.Republic			19,301	58,644
Korea, Republic of	42,890	81,679	43,739	97,094
O.Asia(Tai.For.Pe.Ki	70,059	139,296	83,761	197,897
SOUTH-CENTRAL ASIA	93,443	287,610	115,540	319,068
Bangladesh	9,916	18,635	3,078	12,341
India	81,189	222,048	95,885	224,371
Iran ( Islamic R.)		638	1,445	1,445
Sri Lanka	2,338	46,289	15,132	80,911
SOUTH-EASTERN ASIA	149,789	341,953	174,951	631,818
Brunei Darussalam				268
Indonesia	50,335	154,557	117,604	478,197
Malaysia	22,492	60,290	11,293	45,498
Philippines				334
Singapore	7,245	16,747	18,972	49,616
Thailand	64,861	101,363	24,173	45,591
Viet Nam	4,857	8,996	2,910	12,315
WESTERN ASIA	114,833	310,878	94,138	306,539
Bahrain	8,665	18,835	409	3,098
Cyprus		330		
Kuwait		362		
Oman		1,374	1,008	3,177
Saudi Arabia	23,761	55,222	28,457	57,266
Syrian Arab Republic		6,106		2,354
Turkey	5,860	30,071	6,233	26,574
United Arab Emirates	76,548	198,579	58,030	214,071
AUSTRALIA AND NEW ZEALAND	47,427	150,816	48,779	114,829
Australia	47,427	150,816	48,779	114,829

### 10.16 Annual and Quarterly Terms of Trade and Unit Value Indices of Exports and Imports (1990-91=100)

Year/ Quarter	Terms of Trade	Unit Value Indices of Exports	Unit Value Indices of Imports
2010-11	58.55	593.19	1013.10
2011-12	55.08	679.44	1233.49
2012-13	53.81	715.45	1329.56
2013-14	54.27	752.86	1387.15
2014-15	55.05	759.21	1404.72
2010-11 Jul-Sep	59.91	552.97	923.01
Oct-Dec	60.25	584.51	970.12
Jan-Mar	57.34	596.46	1040.23
Apr-Jun	57.08	638.81	1119.05
2011-12 Jul-Sep	56.28	653.84	1161.73
Oct-Dec	54.96	673.48	1225.37
Jan-Mar	54.95	680.39	1238.16
Apr-Jun	54.26	710.06	1308.71
2012-13 Jul-Sep	53.94	684.66	1269.28
Oct-Dec	53.43	709.08	1327.23
Jan-Mar	53.91	728.42	1351.28
Apr-Jun	53.97	739.63	1370.44
2013-14 Jul-Sep	54.54	745.76	1367.33
Oct-Dec	54.61	745.57	1365.33
Jan-Mar	54.80	771.50	1407.91
Apr-Jun	53.17	748.62	1408.02
2014-15 Jul-Sep	52.24	753.27	1441.98
Oct-Dec	54.41	762.69	1401.74
Jan-Mar	55.87	769.06	1376.64
Apr-Jun	53.76	751.81	1398.50
2015-16 Jul-Sep *	53.67	712.89	1328.20

\* Provisional



## 10.17 Index Numbers of Unit Values of Exports by Groups ( 1990-91=100 )

Year /Quarter	All groups	Food and Live animals	Beverages & Tobacco	Crude materials inedible except fuels	Mineral fuels & Lubricants	Chemicals	Manufactured goods	Machinery & Transport equipment	Misc. Manufactured articles
2010-11	593.19	747.72	804.61	647.55	1333.56	620.91	559.56	1286.13	558.25
2011-12	679.44	800.09	935.29	848.74	1500.63	739.66	641.15	1517.96	650.31
2012-13	715.45	884.48	1052.54	958.74	1615.08	876.11	689.62	1603.48	657.15
2013-14	752.86	954.07	1127.89	1009.57	1682.81	939.50	698.49	1650.17	700.75
2014-15	759.21	1057.47	1148.80	999.87	1713.20	935.18	667.05	1789.37	728.76
2010-11 Jul-Sep	552.97	711.81	719.61	634.81	1330.51	571.93	504.00	1168.32	533.66
Oct-Dec	584.51	751.75	790.66	636.36	1351.72	592.57	548.28	1263.12	543.21
Jan-Mar	596.46	755.41	850.66	639.27	1297.10	651.58	575.38	1317.01	545.45
Apr-Jun	638.81	771.90	857.51	679.75	1354.90	667.54	610.58	1396.06	610.67
2011-12 Jul-Sep	653.84	803.38	897.76	758.78	1429.38	678.24	617.90	1431.44	635.65
Oct-Dec	673.48	780.21	923.77	818.80	1492.20	714.47	645.22	1523.11	645.05
Jan-Mar	680.39	787.46	953.20	904.77	1528.82	766.15	648.83	1549.50	652.21
Apr-Jun	710.06	829.32	966.43	912.66	1552.12	799.77	652.65	1567.78	668.31
2012-13 Jul-Sep	684.66	867.43	999.22	924.18	1562.79	809.02	656.98	1584.13	636.74
Oct-Dec	709.08	869.95	1036.60	944.56	1653.04	851.48	685.86	1590.79	658.79
Jan-Mar	728.42	899.09	1086.12	982.32	1620.06	921.14	705.07	1618.96	666.01
Apr-Jun	739.63	901.46	1088.20	983.88	1624.41	922.80	710.57	1620.03	667.06
2013-14 Jul-Sep	745.46	919.57	1098.87	1017.68	1634.63	934.11	713.43	1624.52	674.82
Oct-Dec	745.57	952.49	1154.15	1023.78	1640.93	928.01	698.36	1631.05	723.57
Jan-Mar	771.50	970.48	1164.01	1042.41	1659.59	941.60	719.23	1664.20	729.32
Apr-Jun	748.62	973.74	1094.54	954.39	1796.09	954.26	659.51	1680.90	675.29
2014-15 Jul-Sep	753.27	1027.99	1123.85	988.05	1853.14	929.85	676.38	1722.41	692.43
Oct-Dec	762.69	1071.97	1171.54	1000.56	1862.62	935.86	677.14	1781.57	740.31
Jan-Mar	769.06	1075.01	1148.08	1030.34	1732.30	946.52	679.02	1787.10	728.26
Apr-Jun*	751.81	1054.91	1151.73	980.52	1404.75	928.49	635.66	1866.41	754.05
2015-16 * Jul-Sep	712.89	973.60	1144.34	964.35	1423.80	994.53	628.77	1955.09	730.30

\* Provisional

### 10.18 Index Numbers of Unit Values of Imports by Groups ( 1990-91=100 )

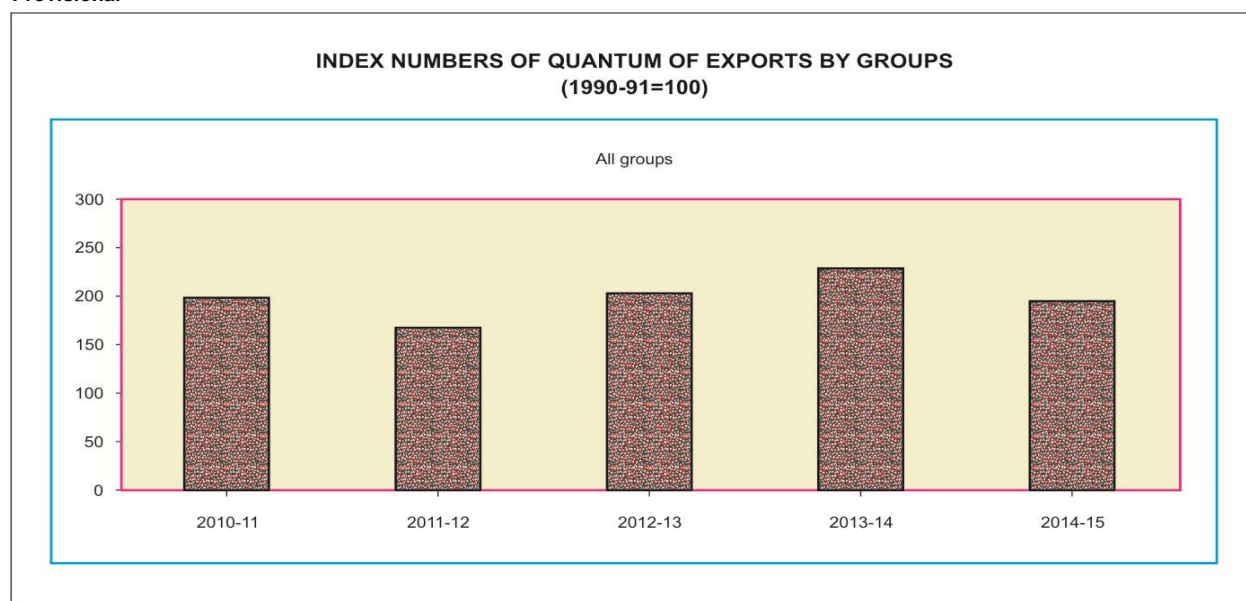
Year/Quarter	All groups	Food and Live animals	Beverages & Tobacco	Crude materials inedible except fuels	Mineral fuels & Lubricants	Animal or Veg. oils & Fats	Chemicals	Manufactured goods	Machinery & Transport equipment	Misc. manufactured articles
2010-11	1013.10	743.82	1060.35	803.59	1255.86	1005.72	796.89	747.32	1183.62	1174.99
2011-12	1233.49	791.79	1230.10	881.00	1651.93	1240.29	897.56	823.33	1407.29	1274.46
2012-13	1329.56	802.28	1339.47	995.65	1720.77	1103.29	994.50	887.02	1738.91	1342.66
2013-14	1387.15	838.74	1446.20	1046.35	1757.91	1054.13	1098.60	899.66	1866.32	1458.63
2014-15	1404.72	891.28	1620.65	1048.08	1550.37	1037.83	1256.50	1026.39	1985.27	1854.42
2010-11 Jul-Sep	923.01	695.80	897.28	759.48	1085.96	867.68	770.08	675.64	1113.89	1097.68
Oct-Dec	970.12	727.87	1026.20	771.05	1128.38	956.15	773.31	727.65	1171.21	1170.63
Jan-Mar	1040.23	792.24	1104.22	841.89	1290.04	1085.82	814.67	791.58	1173.28	1197.23
Apr-Jun	1119.05	759.37	1123.70	841.94	1519.07	1113.24	829.51	794.40	1276.10	1234.40
2011-12 Jul-Sep	1161.73	780.37	1174.28	886.35	1546.57	1209.58	836.74	807.84	1297.42	1248.30
Oct-Dec	1225.37	786.64	1201.86	889.48	1674.49	1185.85	907.70	818.38	1350.77	1264.77
Jan-Mar	1238.16	819.33	1254.74	846.69	1651.53	1277.05	922.54	830.85	1386.86	1282.00
Apr-Jun	1308.71	780.82	1289.52	901.49	1735.14	1288.69	923.26	836.23	1594.10	1302.76
2012-13 Jul-Sep	1269.28	791.42	1310.88	925.57	1623.49	1189.26	939.61	875.46	1610.53	1323.94
Oct-Dec	1327.23	794.08	1328.36	995.64	1764.03	1111.45	1009.58	881.11	1680.20	1327.27
Jan-Mar	1351.28	800.25	1350.09	1017.46	1761.13	1048.35	989.23	877.44	1804.52	1345.00
Apr-Jun	1370.44	823.38	1368.54	1043.92	1734.43	1064.11	1039.59	914.05	1860.39	1374.43
2013-14 Jul-Sep	1367.33	839.00	1390.72	1064.30	1688.69	1075.42	1064.27	859.80	1865.31	1381.34
Oct-Dec	1365.33	840.48	1425.20	1052.01	1711.56	1054.23	1083.40	873.38	1875.71	1391.17
Jan-Mar	1407.91	849.44	1463.98	1072.34	1784.71	1061.03	1104.26	930.61	1937.80	1487.18
Apr-Jun	1408.02	826.03	1504.91	996.75	1846.69	1025.83	1142.45	934.85	1786.47	1574.82
2014-15 Jul-Sep	1441.98	882.91	1551.52	1050.88	1810.84	1040.06	1218.48	993.38	1889.96	1701.41
Oct-Dec	1401.74	893.21	1590.81	1065.79	1530.17	1056.54	1254.97	1030.45	1969.44	1807.08
Jan-Mar	1376.64	895.47	1651.30	1039.03	1443.70	1006.23	1256.20	1044.23	1995.28	1892.80
Apr-Jun	1398.50	893.54	1688.98	1036.61	1416.75	1048.50	1296.34	1037.49	2086.41	2016.39
2015-16 Jul-Sep *	1328.20	819.90	1670.50	994.97	1377.68	1032.17	1175.87	905.12	1926.97	2242.88

\* Provisional

## 10.19 Index Numbers of Quantum of Exports by Groups (1990-91=100)

Year/Quarter	All groups	Food and Live animals	Beverages & Tobacco	Crude materials inedible except fuels	Mineral fuels & Lubricants	Chemicals	Manufactured goods	Machinery & Transport equipment	Misc. manufactured articles
2010-11	198.41	286.92	314.18	199.10	333.36	1033.09	180.52	2806.15	198.34
2011-12	167.36	264.12	367.35	282.00	410.62	1301.40	157.00	2077.59	164.87
2012-13	202.86	242.21	238.64	343.79	37.89	992.45	191.87	2014.32	181.50
2013-14	229.80	280.96	175.45	447.47	409.09	1010.41	189.96	2056.66	226.38
2014-15	195.45	224.40	100.30	264.75	176.22	973.58	181.68	3964.39	201.19
2010-11 Jul-Sep	171.90	234.32	274.00	48.34	310.57	1052.36	168.17	2713.18	190.87
Oct-Dec	190.23	257.32	182.25	105.16	394.62	1244.86	181.35	2986.54	196.39
Jan-Mar	208.47	300.04	354.70	324.40	309.57	882.63	181.02	3404.45	203.65
Apr-Jun	223.05	356.00	445.76	318.50	318.66	952.51	191.55	2120.43	202.43
2011-12 Jul-Sep	123.61	226.97	338.73	258.06	397.91	1195.14	153.61	1693.48	168.03
Oct-Dec	169.87	245.98	350.96	342.16	405.61	1260.20	146.42	1741.42	145.37
Jan-Mar	181.51	273.36	342.68	403.10	392.32	1443.70	151.76	2986.15	158.70
Apr-Jun	194.44	310.16	437.04	124.69	446.65	1306.54	176.19	1889.30	187.37
2012-13 Jul-Sep	182.10	193.42	203.51	300.83	29.33	962.68	175.53	2240.25	165.88
Oct-Dec	201.62	219.24	268.01	357.97	6.46	948.78	196.72	2835.50	174.64
Jan-Mar	208.98	289.31	307.37	350.05	53.72	840.47	192.71	1390.01	179.90
Apr-Jun	218.73	266.88	175.65	366.29	62.03	1217.85	202.51	1591.51	205.57
2013-14 Jul-Sep	242.65	254.75	215.28	392.89	1298.61	1052.88	213.28	1226.96	241.61
Oct-Dec	220.69	279.96	59.50	463.12	4.22	691.05	190.14	911.18	229.81
Jan-Mar	218.37	336.65	69.11	350.89	247.03	1153.88	186.44	4061.10	208.14
Apr-Jun	237.48	252.47	357.92	582.97	86.50	1143.82	170.28	2027.38	225.97
2014-15 Jul-Sep	201.64	189.93	90.87	389.05	361.14	952.31	183.05	4343.64	202.72
Oct-Dec	205.65	266.45	51.38	333.54	123.62	1240.35	187.56	3283.23	194.18
Jan-Mar	197.74	235.44	74.56	246.63	85.83	790.96	183.40	3932.27	205.36
Apr-Jun	176.75	205.76	184.39	89.77	134.28	910.69	172.69	4298.43	202.50
2014-15 Jul-Sep *	187.10	183.52	68.33	285.36	76.97	1029.59	176.67	3211.01	194.95

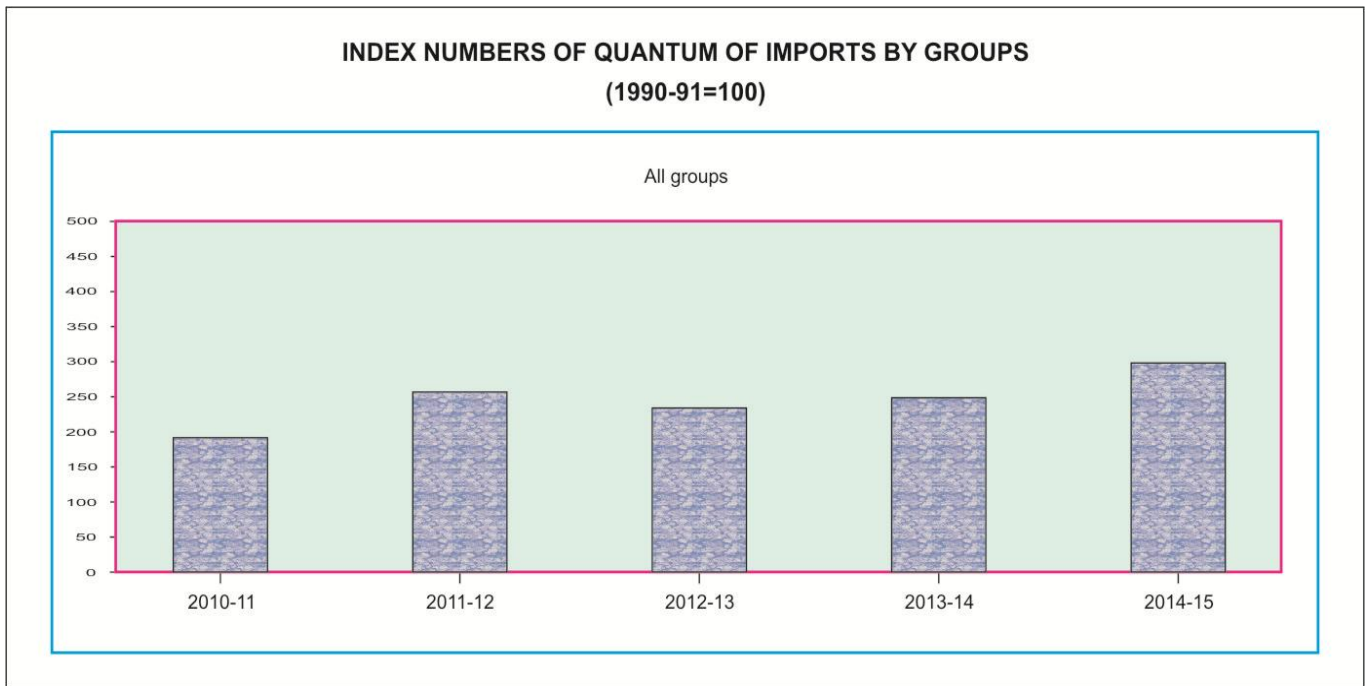
\*Provisional



## 10.20 Index Numbers of Quantum of Imports by Groups ( 1990-91=100 )

Year/Quarter	All groups	Food and Live animals	Beverages & Tobacco	Crude materials inedible except fuels	Mineral fuels & Lubricants	Animal or Veg. oils & Fats	Chemicals	Manufactured goods	Machinery & Transport equipment	Misc. manufactured articles
2010-11	191.60	164.44	279.53	372.91	154.15	90.93	202.59	180.73	232.67	194.23
2011-12	256.47	321.01	371.65	473.88	197.46	121.87	290.92	241.91	280.01	288.73
2012-13	234.02	186.86	275.65	413.29	190.89	141.68	240.54	249.49	266.44	261.26
2013-14	249.40	162.10	317.18	491.04	185.66	182.37	253.03	312.32	283.06	286.91
2014-15	299.74	222.61	317.90	531.02	175.67	179.33	271.01	345.01	478.50	307.93
2010-11 Jul-Sep	248.97	158.42	296.08	524.15	182.44	144.57	276.67	221.66	312.20	297.65
Oct-Dec	261.69	326.59	310.45	368.01	241.54	118.61	261.06	259.08	299.36	220.06
Jan-Mar	255.72	172.75	511.57	599.46	192.62	100.52	272.62	242.19	319.12	259.22
Apr-Jun	243.83	142.78	560.71	388.27	231.20	127.06	271.01	221.30	290.85	285.27
2011-12 Jul-Sep	240.84	277.16	347.08	300.55	194.84	114.21	304.19	247.39	261.99	225.28
Oct-Dec	265.20	330.05	344.55	647.69	194.63	119.56	315.83	235.90	261.50	260.87
Jan-Mar	246.02	383.47	403.56	497.72	188.47	102.72	277.36	223.66	241.95	398.43
Apr-Jun	273.80	293.36	391.41	449.55	211.89	151.00	266.31	260.67	354.59	270.34
2012-13 Jul-Sep	233.97	153.48	320.06	335.17	199.90	165.49	246.32	226.37	289.12	221.18
Oct-Dec	229.54	203.59	244.78	355.04	192.53	115.62	250.79	260.53	247.53	297.57
Jan-Mar	223.34	205.75	273.94	531.28	168.62	148.57	209.02	245.75	221.78	281.19
Apr-Jun	249.22	184.62	263.80	431.66	202.50	137.03	256.03	265.29	307.32	245.10
2013-14 Jul-Sep	218.67	122.34	261.56	396.94	181.66	174.34	244.11	206.78	263.81	229.50
Oct-Dec	268.58	171.23	341.53	584.51	196.34	167.22	261.77	508.73	227.47	235.11
Jan-Mar	257.81	167.02	354.12	578.98	169.03	175.06	258.74	280.99	321.79	278.09
Apr-Jun	252.54	187.81	311.51	403.73	195.60	212.84	247.49	252.77	319.16	305.94
2014-15 Jul-Sep	302.77	322.99	416.31	354.13	197.29	189.47	275.38	273.72	521.40	302.25
Oct-Dec	303.82	229.82	369.89	685.69	185.39	167.77	270.55	274.76	470.31	296.49
Jan-Mar	290.10	174.63	205.90	595.97	129.32	163.79	258.24	482.00	428.76	371.67
Apr-Jun *	302.25	162.98	279.49	488.27	190.67	196.30	279.88	349.54	493.54	261.29
2015-16 Jul-Sep	290.52	292.22	311.01	375.83	146.92	212.82	245.87	284.84	513.14	407.12

\*Provisional



## 10.21 Trade in Services (Summary) July, 2015

Rs. In Million  
Dollars in Thousands

Description	* July, 2015		** June, 2015		% Change in July, 2015 over June, 2015	
	Rs	\$	Rs	\$	Rs	\$
<b>Export of Services (TOTAL)</b>	<b>69,220.96</b>	<b>680,508.62</b>	<b>39,804.57</b>	<b>391,113.27</b>	<b>73.90</b>	<b>73.99</b>
1.Manufacturing services on physical inputs owned by others	0.00	0.00	0.00	0.00	0.00	0.00
2.Maintenance and repair services n.i.e.	55.95	550.00	15.27	150.00	266.40	266.67
3. Transport	6,434.77	63,260.00	6,479.86	63,670.00	-0.70	-0.64
4. Travel	2,771.85	27,250.00	2,688.82	26,420.00	3.09	3.14
5.Construction services	195.30	1,920.00	566.87	5,570.00	-65.55	-65.53
6. Insurance and Pension services	223.77	2,200.00	832.49	8,180.00	-73.12	-73.11
7. Financial services	774.09	7,610.00	906.79	8,910.00	-14.63	-14.59
8. Charges for the use of intellectual services	59.00	580.00	35.62	350.00	65.64	65.71
9. Telecommunication, Computer and information services	6,540.56	64,300.00	6,548.05	64,340.00	-0.11	-0.06
10. Other business services	11,369.55	111,773.62	10,345.41	101,652.27	9.90	9.96
11. Personal, cultural, and recreational services	134.78	1,325.00	58.11	571.00	131.94	132.05
12. Government services, n.i.e.	40,661.34	399,740.00	11,327.28	111,300.00	258.97	259.16
<b>Import of Services (TOTAL)</b>	<b>60,110.43</b>	<b>590,943.00</b>	<b>88,590.98</b>	<b>870,480.00</b>	<b>-32.15</b>	<b>-32.11</b>
1.Manufacturing services on physical inputs owned by others	0.00	0.00	0.00	0.00	0.00	0.00
2.Maintenance and repair services n.i.e.	1,183.00	11,630.00	1,214.15	11,930.00	-2.57	-2.51
3. Transport	22,688.64	223,051.00	32,153.00	315,930.00	-29.44	-29.40
4. Travel	10,412.01	102,360.00	16,257.15	159,740.00	-35.95	-35.92
5.Construction services	2.03	20.00	6.11	60.00	-66.78	-66.67
6. Insurance and Pension services	1,055.86	10,380.00	1,625.30	15,970.00	-35.04	-35.00
7. Financial services	756.79	7,440.00	2,996.18	29,440.00	-74.74	-74.73
8. Charges for the use of intellectual services	1,425.09	14,010.00	1,729.12	16,990.00	-17.58	-17.54
9. Telecommunication, Computer and information services	4,347.50	42,740.00	3,160.05	31,050.00	37.58	37.65
10. Other business services	13,012.96	127,930.00	15,989.48	157,110.00	-18.62	-18.57
11. Personal, cultural, and recreational services	66.32	652.00	99.74	980.00	-33.51	-33.47
12. Government services, n.i.e.	5,160.23	50,730.00	13,360.70	131,280.00	-61.38	-61.36

\* Provisional figures based on figures provided by the State Bank of Pakistan.

\*\* Revised by SBP

Note:- SBP has switched over from BPM- to BPM 6th addition from July, 2014.

Note:- Dollar value is converted into Rupees on monthly average exchange rate provided by SBP.

July, 2015 (1\$=Rs. 101.719449 ), June, 2015 (1\$=Rs. 101.772530) and July, 2014 (1\$=Rs. 98.654342 ) respectively.

## 10.22 Exports of Services by Sectors (Detailed) (Monthly)

Description	* July, 2015		** June, 2015		July, 2014		Rs. in Millions Dollars in Thousands % Change in July, 2015 over			
							June, 2015		July, 2014	
	Rs	\$	Rs	\$	Rs	\$	Rs	\$	Rs	\$
Services	69,220.96	680,508.62	39,804.57	391,113.27	34,620.65	350,919.48	73.90	73.99	99.94	93.92
1.Manufacturing services on physical inputs owned by others	0.00	0.00	0.00	0.00	0.00	0.00	0.00	0.00	0.00	0.00
1.1 Goods for processing in reporting	0.00	0.00	0.00	0.00	0.00	0.00	0.00	0.00	0.00	0.00
1.2 Goods for processing abroad	0.00	0.00	0.00	0.00	0.00	0.00	0.00	0.00	0.00	0.00
2.Maintenance and repair services n.i.e.	55.95	550.00	15.27	150.00	26.45	260.00	266.40	266.67	111.53	111.54
3. Transport	6,434.77	63,260.00	6,479.86	63,670.00	12,635.64	128,080.00	-0.70	-0.64	-49.07	-50.61
3.1 Sea transport	353.98	3,480.00	350.10	3,440.00	2,508.78	25,430.00	1.11	1.16	-85.89	-86.32
3.1.1 Passenger	0.00	0.00	0.00	0.00	0.00	0.00	0.00	0.00	0.00	0.00
3.1.2 Freight	224.80	2,210.00	224.92	2,210.00	243.68	2,470.00	-0.05	0.00	-7.75	-10.53
3.1.3 Other	129.18	1,270.00	125.18	1,230.00	2,265.10	22,960.00	3.20	3.25	-94.30	-94.47
3.2 Air transport	6,058.41	59,560.00	6,068.69	59,630.00	10,098.25	102,360.00	-0.17	-0.12	-40.01	-41.81
3.1.1 Passenger	4,750.30	46,700.00	4,750.74	46,680.00	5,451.64	55,260.00	-0.01	0.04	-12.86	-15.49
3.1.2 Freight	401.79	3,950.00	402.00	3,950.00	603.76	6,120.00	-0.05	0.00	-33.45	-35.46
3.1.3 Other	906.32	8,910.00	915.95	9,000.00	4,042.85	40,980.00	-1.05	-1.00	-77.58	-78.26
3.3 Road transport	21.36	210.00	59.03	580.00	23.68	240.00	-63.82	-63.79	-9.80	-12.50
3.3.1 Passenger	0.00	0.00	0.00	0.00	0.00	0.00	0.00	0.00	0.00	0.00
3.3.2 Freight	21.36	210.00	59.03	580.00	23.68	240.00	-63.82	-63.79	-9.80	-12.50
3.3.3 Other	0.00	0.00	0.00	0.00	0.00	0.00	0.00	0.00	0.00	0.00
3.4 Rail transport	0.00	0.00	1.02	10.00	0.00	0.00	-100.00	-100.00	0.00	0.00
3.4.1 Passenger	0.00	0.00	0.00	0.00	0.00	0.00	0.00	0.00	0.00	0.00
3.4.2 Freight	0.00	0.00	0.00	0.00	0.00	0.00	0.00	0.00	0.00	0.00
3.4.3 Other	0.00	0.00	1.02	10.00	0.00	0.00	-100.00	-100.00	0.00	0.00
3.5 Postal and courier services	1.02	10.00	1.02	10.00	4.93	50.00	0.00	0.00	-79.31	-80.00
3.6 Electricity transmission	0.00	0.00	0.00	0.00	0.00	0.00	0.00	0.00	0.00	0.00
3.7 Other supporting and auxiliary transport service	0.00	0.00	0.00	0.00	0.00	0.00	0.00	0.00	0.00	0.00
4. Travel	2,771.85	27,250.00	2,688.82	26,420.00	1,880.36	19,060.00	3.09	3.14	47.41	42.97
4.1 Business	437.39	4,300.00	447.80	4,400.00	103.59	1,050.00	-2.32	-2.27	322.23	309.52
4.1.1 Acquisition of goods and services by	0.00	0.00	0.00	0.00	0.00	0.00	0.00	0.00	0.00	0.00
4.1.2 Other	437.39	4,300.00	447.80	4,400.00	103.59	1,050.00	-2.32	-2.27	322.23	309.52
4.2 Personal	2,334.46	22,950.00	2,241.02	22,020.00	1,776.77	18,010.00	4.17	4.22	31.39	27.43
4.2.1 Health-related expenditure	12.21	120.00	43.76	430.00	6.91	70.00	-72.10	-72.09	76.70	71.43
4.2.2 Education-related expenditure	72.22	710.00	42.74	420.00	18.74	190.00	68.98	69.05	285.38	273.68
4.2.3 Other	2,250.03	22,120.00	2,154.52	21,170.00	1,751.12	17,750.00	4.43	4.49	28.49	24.62
4.2.3.1 Religious travel	0.00	0.00	3.95	38.84	11.03	111.79	-100.00	-100.00	-100.00	-100.00
4.2.3.2 Other	2,250.03	22,120.00	2,150.57	21,131.16	1,740.09	17,638.21	4.62	4.68	29.31	25.41
5.Construction services	195.30	1,920.00	566.87	5,570.00	176.59	1,790.00	-65.55	-65.53	10.60	7.26
5.1 Construction abroad	195.30	1,920.00	566.87	5,570.00	176.59	1,790.00	-65.55	-65.53	10.60	7.26
5.2 Construction in the compiling	0.00	0.00	0.00	0.00	0.00	0.00	0.00	0.00	0.00	0.00
6. Insurance and Pension services	223.77	2,200.00	832.49	8,180.00	220.98	2,240.00	-73.12	-73.11	1.26	-1.79
6.1 Direct Insurance	100.10	984.15	270.38	2,656.81	48.36	490.27	-62.98	-62.96	106.99	100.74
6.1.1 Life insurance	3.47	34.15	0.69	6.81	2.00	20.27	402.90	401.78	73.50	68.46
6.1.2 Freight insurance	3.05	30.00	3.05	30.00	1.97	20.00	0.00	0.00	54.82	50.00
6.1.3 Other direct insurance	93.58	920.00	266.64	2,620.00	44.39	450.00	-64.90	-64.89	110.81	104.44
6.2 Reinsurance	114.46	1,125.29	562.11	5,523.20	172.62	1,749.73	-79.64	-79.63	-33.69	-35.69
6.3 Auxiliary insurance services	9.21	90.57	0.00	0.00	0.00	0.00	100.00	100.00	100.00	100.00
6.4 Pension and standardized guarantee services	0.00	0.00	0.00	0.00	0.00	0.00	0.00	0.00	0.00	0.00

Contd.



## 10.22 Exports of Services by Sectors (Detailed) (Monthly)

Description	Rs. in Millions Dollars in Thousands									
	* July, 2015		** June, 2015		July, 2014		% Change in July, 2015 over			
							June, 2015		July, 2014	
	Rs	\$	Rs	\$	Rs	\$	Rs	\$	Rs	\$
7. Financial services	774.09	7610.00	906.79	8910.00	413.36	4190.00	-14.63	-14.59	87.27	81.62
7.1 Explicitly charged and other financial services	774.09	7610.00	906.79	8910.00	413.36	4190.00	-14.63	-14.59	87.27	81.62
7.2 Financial intermediation service charges indirectly measured (FISIM)	0.00	0.00	0.00	0.00	0.00	0.00	0.00	0.00	0.00	0.00
8. Charges for the use of intellectual services	59.00	580.00	35.62	350.00	65.11	660.00	65.64	65.71	-9.38	-12.12
9. Telecommunication, Computer and information services	6540.56	64300.00	6548.05	64340.00	6706.51	67980.00	-0.11	-0.06	-2.47	-5.41
9.1 Telecommunications services	3046.50	29950.00	2785.52	27370.00	3610.75	36600.00	9.37	9.43	-15.63	-18.17
9.1.1 Call centres	672.45	6610.79	406.30	3992.22	421.31	4270.52	65.51	65.59	59.61	54.80
9.1.2 Telecommunication services	2374.05	23339.21	2379.22	23377.78	3189.44	32329.48	-0.22	-0.16	-25.57	-27.81
9.2 Computer services	3474.73	34160.00	3747.26	36820.00	3091.82	31340.00	-7.27	-7.22	12.38	9.00
9.2.1 Hardware consultancy services	13.47	132.45	6.69	65.71	2.20	22.35	101.35	101.58	512.27	492.71
9.2.2 Software consultancy services	718.88	7067.33	825.59	8112.13	624.48	6330.01	-12.93	-12.88	15.12	11.65
9.2.3 Maintenance & repairs of	0.64	6.31	2.96	29.08	6.60	66.86	-78.38	-78.29	-90.30	-90.56
9.2.4 Export / Import of Computer Software	2299.38	22605.08	2438.92	23964.46	2033.24	20609.77	-5.72	-5.67	13.09	9.68
9.2.5 Other Computer services	442.36	4348.82	473.10	4648.62	425.30	4311.02	-6.50	-6.45	4.01	0.88
9.3 Information services	19.33	190.00	15.27	150.00	3.94	40.00	26.59	26.67	390.61	375.00
9.3.1 News agency services	16.22	159.46	1.95	19.13	1.64	16.66	731.79	733.61	889.02	857.38
9.3.2 Other information services	3.11	30.54	13.32	130.87	2.30	23.34	-76.65	-76.67	35.22	30.82
10. Other business services	11369.55	111773.62	10345.41	101652.27	7973.18	80819.48	9.90	9.96	42.60	38.30
10.1 Research and development	84.43	830.00	53.94	530.00	50.31	510.00	56.53	56.60	67.82	62.75
10.2 Professional and management consulting services	1813.66	17830.00	1829.87	17980.00	2592.64	26280.00	-0.89	-0.83	-30.05	-32.15
10.2.1 Legal, accounting, management consulting, and public relations	1540.03	15140.00	1440.08	14150.00	2444.65	24780.00	6.94	7.00	-37.00	-38.90
10.2.1.1 Legal services	80.36	790.00	79.38	780.00	204.21	2070.00	1.23	1.28	-60.65	-61.84
10.2.1.2 Accounting, auditing, bookkeeping, and tax consulting services	83.41	820.00	64.12	630.00	61.17	620.00	30.08	30.16	36.36	32.26
10.2.1.3 Business and management consulting and public relations services	1376.26	13530.00	1296.58	12740.00	2179.27	22090.00	6.15	6.20	-36.85	-38.75
10.2.2 Advertising, market research, and public opinion polling	273.63	2690.00	389.79	3830.00	147.98	1500.00	-29.80	-29.77	84.91	79.33
10.3 Technical, trade-related and other business services	9471.46	93113.62	8461.60	83142.27	5330.23	54029.48	11.93	11.99	77.69	72.34
10.3.1 Architectural, engineering, scientific and other technical services	1134.17	11150.00	670.68	6590.00	389.68	3950.00	69.11	69.20	191.05	182.28
10.3.2 Waste treatment and de-pollution, agricultural and mining services	1.02	10.00	2.04	20.00	10.85	110.00	-50.00	-50.00	-90.60	-90.91
10.3.3 Operating leasing services	9.15	90.00	13.23	130.00	0.00	0.00	-30.84	-30.77	100.00	100.00
10.3.4 Trade-related services	13.63	134.00	25.48	250.38	77.14	781.96	-46.51	-46.48	-82.33	-82.86
10.3.5 Other business services n.i.e.	8313.49	81729.62	7750.17	76151.89	4852.56	49187.52	7.27	7.32	71.32	66.16
11. Personal, cultural, and recreational services	134.78	1325.00	58.11	571.00	82.04	830.00	131.94	132.05	64.29	59.64
11.1 Audiovisual and related services	38.15	375.00	45.90	451.00	76.95	780.00	-16.88	-16.85	-50.42	-51.92
11.1.1 Audiovisual services	38.11	374.63	45.95	451.46	47.70	483.46	-17.06	-17.02	-20.10	-22.51
11.1.2 Artistic related services	0.04	0.37	-0.05	-0.46	29.25	296.54	-180.00	-180.39	-99.86	-99.88
11.2 Other personal, cultural, and recreational services	96.63	950.00	12.21	120.00	5.09	50.00	691.40	691.67	1798.43	1800.00
12. Government services. n.i.e.	40661.34	399740.00	11327.28	111300.00	4440.43	45010.00	258.97	259.16	815.71	788.11
12.1 Embassies and consulates	2753.55	27070.00	3361.55	33030.00	2195.06	22250.00	-18.09	-18.04	25.44	21.66
12.2 Military units and agencies	596.08	5860.00	4329.40	42540.00	122.33	1240.00	-86.23	-86.22	387.27	372.58
12.3 Other	37311.71	366810.00	3636.33	35730.00	2123.04	21520.00	926.08	926.62	1657.47	1604.51

\* Provisional \*\* Revised

Note: 1. The data are presented as per 6(EBOPS0.002010) classification aligned with MSITS0.00 2010 classification

## 10.23 Imports of Services by Sectors (Detailed) (Monthly)

Rs. in Millions  
Dollars in Thousands

Description	* July, 2015		** June, 2015		July, 2014		% Change in July, 2015 over			
	Rs	\$	Rs	\$	Rs	\$	June, 2015		July, 2014	
							Rs	\$	Rs	\$
Services	60,110.43	590,943.00	88,590.98	870,480.00	72,436.94	734,250.00	-32.15	-32.11	-17.02	-19.52
1.Manufacturing services on physical inputs owned by others	0.00	0.00	0.00	0.00	0.00	0.00	0.00	0.00	0.00	0.00
1.1 Goods for processing in reporting economy	0.00	0.00	0.00	0.00	0.00	0.00	0.00	0.00	0.00	0.00
1.2 Goods for processing abroad	0.00	0.00	0.00	0.00	0.00	0.00	0.00	0.00	0.00	0.00
2.Maintenance and repair services n.i.e.	1,183.00	11,630.00	1,214.15	11,930.00	207.17	2,100.00	-2.57	-2.51	471.03	453.81
3. Transport	22,688.64	223,051.00	32,153.00	315,930.00	41,343.08	419,070.00	-29.44	-29.40	-45.12	-46.77
3.1 Sea transport	14,599.80	143,530.00	23,073.87	226,720.00	24,951.65	252,920.00	-36.73	-36.69	-41.49	-43.25
3.1.1 Passenger	0.00	0.00	0.00	0.00	0.00	0.00	0.00	0.00	0.00	0.00
3.1.2 Freight	13,202.17	129,790.00	21,920.79	215,390.00	23,542.87	238,640.00	-39.77	-39.74	-43.92	-45.61
3.1.3 Other	1,397.63	13,740.00	1,153.08	11,330.00	1,408.78	14,280.00	21.21	21.27	-0.79	-3.78
3.2 Air transport	7,870.03	77,370.00	8,642.52	84,920.00	15,997.80	162,160.00	-8.94	-8.89	-50.81	-52.29
3.2.1 Passenger	2,831.87	27,840.00	2,833.35	27,840.00	10,452.43	105,950.00	-0.05	0.00	-72.91	-73.72
3.2.2 Freight	1,659.04	16,310.00	2,495.46	24,520.00	2,784.03	28,220.00	-33.52	-33.48	-40.41	-42.20
3.2.3 Other	3,379.12	33,220.00	3,313.71	32,560.00	2,761.34	27,990.00	1.97	2.03	22.37	18.69
3.3 Road transport	110.47	1,086.00	207.72	2,041.00	227.79	2,309.00	-46.82	-46.79	-51.50	-52.97
3.3.1 Passenger	0.00	0.00	0.00	0.00	0.00	0.00	0.00	0.00	0.00	0.00
3.3.2 Freight	110.47	1,086.00	207.72	2,041.00	221.87	2,249.00	-46.82	-46.79	-50.21	-51.71
3.3.3 Other	0.00	0.00	0.00	0.00	5.92	60.00	0.00	0.00	-100.00	-100.00
3.4 Rail transport	59.51	585.00	111.85	1,099.00	119.47	1,211.00	-46.79	-46.77	-50.19	-51.69
3.4.1 Passenger	59.51	585.00	111.85	1,099.00	119.47	1,211.00	-46.79	-46.77	-50.19	-51.69
3.4.2 Freight	0.00	0.00	0.00	0.00	0.00	0.00	0.00	0.00	0.00	0.00
3.4.3 Other	0.00	0.00	0.00	0.00	0.00	0.00	0.00	0.00	0.00	0.00
3.5 Postal and courier services	48.83	480.00	117.04	1,150.00	46.37	470.00	-58.28	-58.26	5.31	2.13
3.6 Electricity transmission	0.00	0.00	0.00	0.00	0.00	0.00	0.00	0.00	0.00	0.00
3.7 Other supporting and auxiliary transport service	0.00	0.00	0.00	0.00	0.00	0.00	0.00	0.00	0.00	0.00
4. Travel	10,412.01	102,360.00	16,257.15	159,740.00	11,056.18	112,070.00	-35.95	-35.92	-5.83	-8.66
4.1 Business	336.69	3,310.00	833.52	8,190.00	190.40	1,930.00	-59.61	-59.58	76.83	71.50
4.1.1 Acquisition of goods and services by border, seasonal, and other short-term workers	0.00	0.00	0.00	0.00	0.00	0.00	0.00	0.00	0.00	0.00
4.1.2 Other	336.69	3,310.00	833.52	8,190.00	190.40	1,930.00	-59.61	-59.58	76.83	71.50
4.2 Personal	10,075.32	99,050.00	15,423.63	151,550.00	10,865.78	110,140.00	-34.68	-34.64	-7.27	-10.07
4.2.1 Health-related expenditure	23.40	230.00	41.73	410.00	4.93	50.00	-43.93	-43.90	374.65	360.00
4.2.2 Education-related expenditure	1,096.54	10,780.00	2,394.71	23,530.00	2,382.50	24,150.00	-54.21	-54.19	-53.98	-55.36
4.2.3 Other	8,955.38	88,040.00	12,987.19	127,610.00	8,478.35	85,940.00	-31.04	-31.01	5.63	2.44
4.2.3.1 Religious travel	447.95	4,403.74	3,139.50	30,848.25	0.00	0.00	-85.73	-85.72	100.00	100.00
4.2.3.2 Other	8,507.43	83,636.26	9,847.69	96,761.75	8,478.35	85,940.00	-13.61	-13.56	0.34	-2.68
5.Construction services	2.03	20.00	6.11	60.00	27.62	280.00	-66.78	-66.67	-92.65	-92.86
5.1 Construction abroad	0.00	0.00	0.00	0.00	0.00	0.00	0.00	0.00	0.00	0.00
5.2 Construction in the compiling	2.03	20.00	6.11	60.00	27.62	280.00	-66.78	-66.67	-92.65	-92.86
6. Insurance and Pension services	1,055.86	10,380.00	1,625.30	15,970.00	1,874.43	19,000.00	-35.04	-35.00	-43.67	-45.37
6.1 Direct Insurance	314.65	3,093.21	658.46	6,469.98	925.43	9,380.56	-52.21	-52.19	-66.00	-67.03
6.1.1 Life insurance	0.33	3.21	0.00	-0.02	0.05	0.56	100.00	-17933.33	560.00	478.38
6.1.2 Freight insurance	193.27	1,900.00	624.88	6,140.00	752.73	7,630.00	-69.07	-69.06	-74.32	-75.10
6.1.3 Other direct insurance	121.05	1,190.00	33.58	330.00	172.65	1,750.00	260.48	260.61	-29.89	-32.00
6.2 Reinsurance	739.98	7,274.68	965.57	9,487.54	947.68	9,606.11	-23.36	-23.32	-21.92	-24.27
6.3 Auxiliary insurance services	1.23	12.11	1.27	12.48	1.32	13.34	-3.15	-2.91	-6.82	-9.20
6.4 Pension and standardized guarantee services	0.00	0.00	0.00	0.00	0.00	0.00	0.00	0.00	0.00	0.00

Contd.

## 10.23 Imports of Services by Sectors (Detailed) (Monthly)

Description	Rs. in Millions Dollars in Thousands									
	* July, 2015		** June, 2015		July, 2014		% Change in July, 2015 over			
	Rs	\$	Rs	\$	Rs	\$	June, 2015		July, 2014	
							Rs	\$	Rs	\$
7. Financial services	756.79	7,440.00	2,996.18	29,440.00	985.56	9,990.00	-74.74	-74.73	-23.21	-25.53
7.1 Explicitly charged and other financial services	756.79	7,440.00	2,996.18	29,440.00	985.56	9,990.00	-74.74	-74.73	-23.21	-25.53
7.2 Financial intermediation service charges indirectly measured (FISIM)	0.00	0.00	0.00	0.00	0.00	0.00	0.00	0.00	0.00	0.00
8. Charges for the use of intellectual services	1,425.09	14,010.00	1,729.12	16,990.00	502.15	5,090.00	-17.58	-17.54	183.80	175.25
9. Telecommunication, Computer and information services	4,347.50	42,740.00	3,160.05	31,050.00	2,419.00	24,520.00	37.58	37.65	79.72	74.31
9.1 Telecommunications services	3,419.81	33,620.00	1,525.57	14,990.00	932.28	9,450.00	124.17	124.28	266.82	255.77
9.1.1 Call centres	0.00	0.00	0.00	0.00	0.17	1.72	0.00	0.00	-100.00	-100.00
9.1.2 Telecommunication services	3,419.81	33,620.00	1,525.57	14,990.00	932.11	9,448.28	124.17	124.28	266.89	255.83
9.2 Computer services	812.74	7,990.00	1,515.40	14,890.00	1,307.17	13,250.00	-46.37	-46.34	-37.82	-39.70
9.2.1 Hardware consultancy services	1.08	10.59	19.32	189.81	1.58	16.00	-94.41	-94.42	-31.65	-33.82
9.2.2 Software consultancy services	498.26	4,898.35	678.38	6,665.64	1,009.52	10,232.94	-26.55	-26.51	-50.64	-52.13
9.2.3 Maintenance & repairs of computer	96.69	950.59	57.11	561.16	52.73	534.48	69.30	69.40	83.37	77.85
9.2.4 Export / Import of Computer Software	90.84	893.02	523.39	5,142.75	53.18	539.06	-82.64	-82.64	70.82	65.66
9.2.5 Other Computer services	125.87	1,237.45	237.20	2,330.65	190.16	1,927.52	-46.94	-46.91	-33.81	-35.80
9.3 Information services	114.95	1,130.00	119.08	1,170.00	179.55	1,820.00	-3.47	-3.42	-35.98	-37.91
9.3.1 News agency services	83.22	818.10	85.95	844.51	113.19	1,147.33	-3.18	-3.13	-26.48	-28.70
9.3.2 Other information services	31.73	311.90	33.13	325.49	66.36	672.67	-4.23	-4.18	-52.19	-53.63
10. Other business services	13,012.96	127,930.00	15,989.48	157,110.00	6,758.81	68,510.00	-18.62	-18.57	92.53	86.73
10.1 Research and development services	9.15	90.00	14.25	140.00	5.92	60.00	-35.79	-35.71	54.56	50.00
10.2 Professional and management consulting services	751.71	7,390.00	485.45	4,770.00	559.37	5,670.00	54.85	54.93	34.39	30.34
10.2.1 Legal, accounting, management consulting, and public relations	541.15	5,320.00	224.92	2,210.00	228.88	2,320.00	140.60	140.72	136.43	129.31
10.2.1.1 Legal services	403.83	3,970.00	26.46	260.00	69.06	700.00	1426.19	1426.92	484.75	467.14
10.2.1.2 Accounting, auditing, bookkeeping, and tax consulting services	4.07	40.00	6.11	60.00	0.00	0.00	-33.39	-33.33	100.00	100.00
10.2.1.3 Business and management consulting and public relations services	133.25	1,310.00	192.35	1,890.00	159.82	1,620.00	-30.73	-30.69	-16.62	-19.14
10.2.2 Advertising, market research, and public opinion polling	210.56	2,070.00	260.54	2,560.00	330.49	3,350.00	-19.18	-19.14	-36.29	-38.21
10.3 Technical, trade-related and other business services	12,252.10	120,450.00	15,489.78	152,200.00	6,193.52	62,780.00	-20.90	-20.86	97.82	91.86
10.3.1 Architectural, engineering, scientific and other technical services	1,558.34	15,320.00	1,287.42	12,650.00	318.65	3,230.00	21.04	21.11	389.04	374.30
10.3.2 Waste treatment and de-pollution, agricultural and mining services	0.00	0.00	0.00	0.00	0.00	0.00	0.00	0.00	0.00	0.00
10.3.3 Operating leasing services	830.03	8,160.00	1,254.86	12,330.00	598.83	6,070.00	-33.85	-33.82	38.61	34.43
10.3.4 Trade-related services	1.98	19.49	10.11	99.37	3.74	37.87	-80.42	-80.39	-47.06	-48.54
10.3.5 Other business services n.i.e.	9,861.75	96,950.51	12,937.39	127,120.63	5,272.30	53,442.13	-23.77	-23.73	87.05	81.41
11. Personal, cultural, and recreational services	66.32	652.00	99.74	980.00	36.50	370.00	-33.51	-33.47	81.70	76.22
11.1 Audiovisual and related services	54.11	532.00	94.65	930.00	27.92	283.00	-42.83	-42.80	93.80	87.99
11.1.1 Audiovisual services	54.13	532.19	74.43	731.31	27.93	283.13	-27.27	-27.23	93.81	87.97
11.1.2 Artistic related services	-0.02	-0.19	20.22	198.70	-0.01	-0.13	-100.10	-100.09	100.00	48.80
11.2 Other personal, cultural, and recreational services	12.21	120.00	5.09	50.00	8.58	87.00	139.88	140.00	42.31	37.93
12. Government services, n.i.e.	5,160.23	50,730.00	13,360.70	131,280.00	7,226.44	73,250.00	-61.38	-61.36	-28.59	-30.74
12.1 Embassies and consulates	917.51	9,020.00	909.85	8,940.00	2,007.62	20,350.00	0.84	0.89	-54.30	-55.68
12.2 Military units and agencies	8.14	80.00	19.34	190.00	55.25	560.00	-57.91	-57.89	-85.27	-85.71
12.3 Other	4,234.58	41,630.00	12,431.51	122,150.00	5,163.57	52,340.00	-65.94	-65.92	-17.99	-20.46

\* Provisional \*\* Revised

Note: 1. The data are presented as per 6(EBOPS0.002010) classification aligned with MSITS0.00 2010 classification

## REGIONAL AND FIELD OFFICES OF PAKISTAN BUREAU OF STATISTICS

### PUNJAB

**Chief Statistical Officer,**  
Regional Office,  
Pakistan Bureau of Statistics,  
Gul Plaza, (1st & 2nd Floor),  
I.J. Principal Road,  
Near Pindora Chungi,  
Rawalpindi  
Phone: 051- 4411528)  
Fax 051 - 4410474

**Statistical Officer (I/C),**  
Regional Office,  
Pakistan Bureau of Statistics,  
USAID Building,  
Gurumangat Road,  
Gulberg-III,  
Lahore.  
Phone & Fax:042-99263266  
Email:lhrfbs@lhr.comsats.net.pk

**Statistical Officer (I/C),**  
Regional Office,  
Pakistan Bureau of Statistics,  
House # 20, Block-T,  
New Multan Colony, Rahim Chowk,  
Masoom Shah Road,  
Multan.  
Phone & Fax:061-9220177  
E-mail:muxfbs@brain.net.pk

**Chief Statistical Officer,**  
Regional Office,  
Pakistan Bureau of Statistics,  
51-A, Satellite Town,  
Gujranwala.  
Phone & Fax: 055-9200418

**Chief Statistical Officer,**  
Regional Office,  
Pakistan Bureau of Statistics,  
House # 04, Rehman Town,  
Satyana Road,  
Faisalabad.  
Phone & Fax: 041-9220049  
E-mail:fsdfbs@fsd.comsats.net.pk

**Chief Statistical Officer,**  
Regional Office,  
Pakistan Bureau of Statistics,  
House # 5, (GF & FF),  
Azaz Park, Session Road  
Sargodha  
Phone:048-9230411

**Chief Statistical Officer,**  
Regional Office,  
Pakistan Bureau of Statistics,  
House # 25/B.K.,  
Satellite Town,  
Bahawalpur.  
Phone & Fax: 062-9250026

**Statistical Officer(I/C),**  
Field Office,  
Pakistan Bureau of Statistics,  
Capital Road,  
Near Masjid Abdur Rashid  
Jinnah Town,  
Sialkot.  
Phone & Fax: 052 - 4262644  
E-mail:sktfbs@skt.comsats.net.pk

**Statistical Officer(I/C),**  
Field Office,  
Pakistan Bureau of Statistics,  
Building # 09-D-3(X)  
Amar Colony,  
Jhang Saddar.  
Phone & Fax: 047-9200194

**Statistical Officer(I/C),**  
Field Office.  
Pakistan Bureau of Statistics,  
House at Khasra #51/11/1/3/2  
(G.F), Chak#9/W.B.(Behind  
Cooperative Workshop),  
Burawala Road,  
Vehari.  
Phone & Fax: 067-3364219

**Statistical Officer (I/C),**  
Field Office,  
Pakistan Bureau of Statistics,  
House # 213/ D,  
Mohallah Mir Abdullah Khan Rokri,  
Mianwali.  
Phone: 045-9231626  
Fax: 045-9233700

**Statistical Officer (I/C),**  
Field Office,  
Pakistan Bureau of Statistics  
House # H 224-c, Ground Floor  
Street # 4, Khyaban-e-Sarwar,  
Dera Ghazi Khan.  
Phone: 064-2401850

**Statistical Officer(I/C),**  
Field Office,  
Pakistan Bureau of Statistics,  
House # 7, (G.F.), Street #1,  
Azam Town, Mud Darbari,  
Rahim Yar Khan.  
Phone & Fax: 068-5871754

**Statistical Officer (I/C),**  
Field Office,  
Pakistan Bureau of Statistics,  
House # 43 B-7, Gulistan Colony,  
Near Govt. Girls College  
Sahiwal.  
Phone: 040-9200242

**Statistical Officer(I/C),**  
Field Office,  
Pakistan Bureau of Statistics,  
Building # 192, Khan Baba Road,  
Bahawalnagar.  
Phone & Fax: 063-9240049

### SINDH:

**Chief Statistical Officer,**  
Regional Office,  
Pakistan Bureau of Statistics,  
1-B, S.M.C.H. Society  
Karachi.  
Phone & Fax: 021- 34557933  
Email:khifbs@khi.comsats.net.pk

**Chief Statistical Officer,**  
Regional Office,  
Pakistan Bureau of Statistics,  
Bungalow # A-46, G.O.R. Colony,  
Unit # 1, Latifabad,  
Hyderabad.  
Fax & Phone: 022-9200641

**Chief Statistical Officer,**  
Regional Office,  
Pakistan Bureau of Statistics,  
Bungalow # 10-A,  
Professor Housing Society,  
Shikarpur Road,  
Sukkur.  
Phone & Fax: 071-5807132

**Chief Statistical Officer,**  
Regional Office,  
Pakistan Bureau of Statistics,  
Building # 45/17, Ward "C",  
Near Shah Latif Market,  
Lohari Mohallah,  
Larkana.  
(Phone: 074-9410010)  
Fax:074-4054438

**Statistical Officer(I/C),**  
Field Office,  
Pakistan Bureau of Statistics,  
House # 180,  
Um-e-Hain, Near satari  
Cotton Factory, Ring Road  
Mirpur Khas.  
Phone & Fax: -0233-923096

**Statistical Officer(I/C),**  
Field Office,  
Pakistan Bureau of Statistics,  
House # 68, Mubariak Colony,  
Jam sahib Road,  
Nawabshah.  
Phone & Fax: 0244-9370311

**Statistical Officer(I/C),**  
Field Office,  
Pakistan Bureau of Statistics,  
House # 199 Marakhpur,  
Opp. DHO Office,  
Sehwan Road, Dadu Town,  
Dadu.  
Phone & Fax: 025-9200345

**Statistical Officer(I/C),**  
Field Office,  
Pakistan Bureau of Statistics,  
House # 292-I, 1st Family line,  
Shah Abdul Latif Road,  
Near Rifil Naka,  
Jacobabad.  
Phone : 0722-653403

#### **KHYBER PAKHTOON KHWA**

**Chief Statistical Officer,**  
Regional Office,  
Pakistan Bureau of Statistics,  
State Life Insurance Building,  
2nd Floor, 34-The Mall,  
Peshawar Cantt.  
Phone: 091-9213097  
Fax – 091-9213098  
E-mail:pshfbs@pes.comsats.net.pk

**Chief Statistical Officer,**  
Regional Office,  
Pakistan Bureau of Statistics,  
Building #558-D,  
Mohallah Ghazni Khel,  
Bannu.  
Phone & Fax: 0928-9270191

**Statistical Officer (I/C),**  
Regional Office,  
Pakistan Bureau of Statistics,  
Shams-ur-Rehman Building,  
Near Nadra Office, Rahimabad,  
G.T. Road,  
Mingora/Swat.  
Phone: 0946-9240283

**Chief Statistical Officer,**  
Regional Office,  
Pakistan Bureau of Statistics,  
Bungalow # 896, Mansehra Road,  
Post office Jhangi,  
Abbottabad.  
Phone & Fax: 0992-9310231

**Chief Statistical Officer,**  
Regional Office,  
Pakistan Bureau of Statistics,  
House # A-3,  
Shah Jhan Sheed Town,  
Near Coach Adda of Bannu  
Dera Ismail Khan.  
Phone:0966-9280279

#### **BALOCHISTAN:**

**Chief Statistical Officer,**  
Regional Office,  
Pakistan Bureau of Statistics,  
Chandio House No.2,  
Arbab Karam Khan Road,  
Near Elementary College,  
Quetta.  
Phone: 081-9239804  
Fax:081-2471126

**Statistical Officer(I/C),**  
Field Office,  
Pakistan Bureau of Statistics,  
Dak Khana Road, Near Civil Hospital,  
Singani Sar,  
Turbat.  
Phone: 0852-412267  
Fax:0852-413383

**Statistical Officer (I/C),**  
Field Office,  
Pakistan Bureau of Statistics,  
Haroon Market,  
Opp:Girls High School,  
Hospital Road,  
Khuzdar.  
Phone & Fax: 0848-412760

**Statistical Officer (I/C),**  
Field Office,  
Pakistan Bureau of Statistics,  
Building # 2-II/E,  
Hazara Mohallah,  
Loralai.  
Phone & Fax: 0824-660560

#### **NORTHERN AREAS:**

**Statistical Officer (I/C),**  
Field Office,  
Pakistan Bureau of Statistics,  
Madina Supper Market,  
Near Taj Hotel,  
Gilgit.  
Phone & Fax: 05811-920762

#### **AZAD KASHMIR:**

**Chief Statistical officer,**  
Regional Office,  
Pakistan Bureau of Statistics,  
Street # 13, D-38,  
Upper Chattar Housing Scheme  
Muzaffarabad.  
Phone & Fax: 05822-921113

## SYMBOLS, ABBREVIATIONS AND CONVERSION

		LTR.	Litre	One Metric Ton	2004	Lbs.
E	Estimated	LUNGI	A kind of cloth		1000	Kgs
P/*	Provisional, Preliminary	MALTA &		One Ton	1.0160	M.Tons
R/r	Revised	MOSAMBI	A variety of Orange	(2240 Lbs.)	27.22	Maunds
-	Nil	MED.	Medium		1016.04	Kgs.
..	Negligible	MG.	Milligram	One Pound	1.0610	M. Tons
...	Not available	MMCFT.	Million cubic feet		20	Hundred weight
%	Percentage	MN.	Million	One Ounce	0.4536	Kg.
Admn	Administration	M/o.	Ministry of		16	Oz.
ALOOCHA	A kind of fruit	MTR.	Meter	One Kilogram	0.4861	Seer
ARVI	A type of root vegetable	MT.	Metric Ton		28.35	Gms.
AV.	Average	ML.	Milliliter			
BABUL	A kind of fire wood	NES.	Not else where specified	One Hundred weight	2.2046	Lbs.
BBLS.	Barrels	NO.	Number	(112 Lbs.)	0.0197	Hundred weight
BIRYANI	A dish of rice prepared	NR.	Not reported	One Gram	0.0268	Maund
BOT.	Bottle	N.S.	Not specified	One Tonne	1.0717	Seers
CAP.	Capsule	PKT.	Packet			
CFT.	Cubic feet	PC.	Piece	One Hundred weight	50.8932	Kgs.
CH.	Charge	QLTY.	Quality		1.3610	Maunds
CHAPATI	A kind of bread	QTY.	Quantity	One Gram	0.0857	Tola
CIG.	Cigarette	RASGULLA	A form of sweetmeat	One Tonne	0.9842	Long Ton
Comm.	Communication	R.P.M.	Revolution per minute		1.1023	Short Ton
CRT.	Carton / Crate	RS.	Rupees	One Bale (Cotton)	170.0971	Kilograms
CUM./CM.	Cubic meter	SAMOSA	A form of patty	(375 Lbs.)	4.5571	Maunds
DESI.	Indigenous	SHAL.	Shalwar			
Distt.	Distribution	SHEESHAM	A variety of sup. Qty. Wood.	One Imperial (Gallon)	4.5435	Ltrs.
DOZ	Dozen	Sq.	Square	One Litre	0.2199	Imperial Gallon
ENG.	English	SQM.	Square meter			
EX.	Exercise	SUP.	Superior			
GLS.	Glass	STND.	Standard			
GM.	Gram	SQFT.	Square feet	One Mile	1.6093	Kms.
H.OP.	Hand operated	SYN.	Synthetic		1760	Yards
HP.	Horse power	THNO.	Thousand number	One Yard	0.9144	Meter
INJ.	Injection	TAB.	Table	One Foot	0.3048	Meter
KHADDI	Hand-loom	TANDOORI	Oven-Baked	One Kilometer	0.6214	mile
KIKAR	A kind of fire wood	TKT.	Ticket	One Meter	1.0936	Yards
KG.	Kilogram	TL.	Tube light	One Square Mile	2.5899	Sq. Kilometer
KM.	Kilometer	TOTA.	Broken rice		640	Acres
KORMA	A variety of meat curry	UNI.	Uniform		258.9984	Hectares
KWH.	Kilowatt / hour	Urd.	Urdu	One Acre	.4074	Hectare
LB.	Pound	VEG.	Vegetable		4840	Sq. Yards.
		W.	Watt	One Square Kilometer	0.3861	Sq. Mile
					100	Hectares
				One Hectare	2.4711	Acres
				One Square Yards	0.8361	Sq. meter.
				One Cubic Meter	35.3147	Cubic feet

### LIQUID

### LENGTH

## **SELECTED PUBLICATIONS OF PAKISTAN BUREAU OF STATISTICS**

01. **Monthly Bulletin of Statistics**
  02. **Review of Foreign Trade**
  03. **Pakistan Statistical Pocket Book**
  04. **Pakistan Statistical Yearbook**
  05. **Foreign Trade Statistics of Pakistan Imports (two volumes)**
  06. **Foreign Trade Statistics of Pakistan Exports (one volume)**
  07. **Labour Force Survey**
  08. **Brochure of National Accounts**
  09. **Pakistan Demographic Survey**
  10. **Census of Manufacturing Industries**
  11. **Survey of Small Household Manufacturing Industries**
  12. **Rent Survey of Dwellings**
  13. **Socio Economic Indicators at District Level  
(Punjab, Sindh, Khyber Pakhtoon Khwa & Balochistan)**
  14. **Census of Private Educational Institutions in Pakistan**
  15. **Census of Software Industry and related services of Pakistan**
  16. **Supply & Use Table of Pakistan**
  17. **Mechanized Road Transport Survey**
  18. **Survey of Private Recreational, Cultural & Entertainment Services**
  19. **Survey of Private Laundry, Dry Cleaning & Dyeing Services**
  20. **Survey of Private Medical, Dental & Other Health Services**
  21. **Survey of Private Educational Services**
  22. **Pakistan, 2000 – An Official Hand Book on Statistics**
  23. **50 Years of Pakistan in Statistics (Four Volumes)**
  24. **Pakistan Social & Living Standard Measurement Survey National/Provincial**
  25. **Household Integrated Economic Survey (HIES) National/Provincial**
-

**SALE CENTERS WHERE PAKISTAN BUREAU OF STATISTICS  
PUBLICATIONS ARE AVAILABLE**

**ISLAMABAD**

6 – Mauve Area, G-8/4.  
Taleemi Chowk  
Phone # 051 - 926 11 25  
051 - 226 13 72

**RAWALPINDI**

**NBF Book Shop**  
178-B, Sarwar Road,  
Rawalpindi Cantt.  
Phone # 051 – 927 25 30

**WAH CANTT**

**NBF Book Shop**  
Central Library Premises  
Phone # 051- 931 40 04

**LAHORE**

**NBF Book Shop**  
56/57 Shadman Colony,  
Shadman Market,  
Phone # 042 – 755 01 61 &  
753 03 29  
Fax # 042 – 758 77 35

**FAISALABAD**

**NBF Book Shop**  
Shop No.10,  
Hashmi Hall Shopping Centre,  
University of Agriculture,  
Phone # 041 – 264 81 79

**MULTAN**

**NBF Book Shop**  
Plot # 4-5-6, M.D.A. Road,  
Near Multan Art Council  
Phone # 061 – 920 12 81

**BAHAWALPUR**

**NBF Book Shop**  
Quaid-e-Azam Medical College,  
Near Library.  
Cell # 0301 – 724 76 13

**PESHAWAR**

**NBF Book Shop**  
Phase-V, Sector B-2,  
Plot No.36-37,  
Hayatabad.  
Phone # 091 – 589 27 44  
921 72 73  
Fax # 091 921 72 73

**NBF Book Shop**

48/D, F-6, Jamrud Road,  
University Town,  
Phone # 091 – 921 69 03  
Fax # 091 – 921 69 04

**BANNU**

Old Municipal Library Premises,  
Near to Qazi Muhib Stadium,  
Cell # 0346 – 915 50 18

**KOHAT**

3<sup>rd</sup> Block, 1<sup>st</sup> Floor,  
Distt. Govt. Complex

**D.I. KHAN**

**NBF Book Shop**  
C/o. Executive Distt. Officer,  
Literacy, Sports and Education,  
Phone # 0961 – 928 01 29

**ABBOTABAD**

**Public Library**  
1st Floor, Jalal Baba Auditorium,  
Phone # 0992 – 931 02 91

**KARACHI**

**National Book Foundation**  
(Regional Office)  
Liaquat Memorial Library Premises,  
Ground Floor, Stadium Road,  
Phone # 021– 923 18 06 & 923 10 88  
Fax # 923 10 89

**HYDERABAD**

**NBF Book Shop**  
GOR Colony,  
C-22, Latifabad No.1,  
Phone # 022 – 931 08 92

**JAMSHORO**

Shop No.14, Liaquat University of  
Medical & Health Science

**NAWABSHAH**

M.H. Khawaja DC High School,  
Opp. NMC Hospital Road  
Cell # 0301 – 389 58 46

**SUKKUR**

**Public Library**  
Old Sukkur,  
Phone # 071 – 562 51 03

**LARKANA**

**NBF Book Shop**  
Chandka Medical College  
Main Gate  
Phone # 0741-941 02 29

**JACOBABAD**

Red Crescent Building,  
Near T.B. Hospital  
Phone # 0722 – 65 08 17

**QUETTA**

**NBF Book Shop**  
3-7/5, Faiz Muhammad Road,  
Phone # 081 - 920 15 70  
Fax # 081 - 920 18 69

**PUBLISHED ON BEHALF OF NATIONAL BOOK FOUNDATION  
PRINTED AT REPRODUCTION & PRINTING UNIT, PBS, KARACHI**