



MONTHLY BULLETIN OF STATISTICS 2016

June

*Government of Pakistan
Statistics Division
Pakistan Bureau of Statistics*



PBS-22(06/2016) Vol. 64
100



MONTHLY BULLETIN OF STATISTICS 2016

June

*Government of Pakistan
Statistics Division
Pakistan Bureau of Statistics*

Price Rs. 600.00

P R E F A C E

The Bulletin of Statistics, Monthly Publication of the Pakistan Bureau of Statistics provide important statistics in respect of social, economic and financial sectors of the economy at aggregate as well as sectoral levels. The Bulletin contains data relating to Population, National Accounts, Agriculture, Manufacturing, Prices, Balance of Payments, Public Finance, Education, Energy & Mining, Foreign Economic Assistance, Foreign Trade, Health, Insurance, Labour, Transport & Communication, Social & Culture ect. It also provides different types of indices on agriculture, manufacturing, prices, trade and labour productivity. Charts and graphs have also been provided to selected tables to make the data readily intelligible.

2. The Bulletin contains data on monthly and in some instances on annual basis. The annual data series are on fiscal year basis i.e. from July to June unless otherwise specified. Monthly data series of trade and industry are published with a time lag of 45 days required for data collection, compilation, cleaning, processing, tabulating and printing. Figures may not add up to the totals owing to rounding. Statistics that are compiled in the Pakistan Bureau of Statistics are presented without citation whereas those compiled by other agencies carry a source note below the tables.

3. Efforts have been made to produce this Bulletin as a comprehensive, informative and useful document for decision makers, researchers, planners, economists and other groups of beneficiaries. It is hoped that the users will find this Bulletin useful.

4. Suggestions for further improvement will be highly appreciated and welcomed.

ASIF BAJWA
Chief Statistician

Tariq Mahmood Pasha

Secretary

Government of Pakistan
Ministry of Finance, Economic Affairs, Revenue,
Statistics & Privatization,
Statistics Division

Statistics House
21-Mauve Area,
G-9/1, Islamabad.

Tel : 051-9106500
Fax: 051-9106502
E-mail: secretary@pbs.gov.pk

Asif Bajwa

Chief Statistician
Government of Pakistan
Pakistan Bureau of Statistics

Statistics House
21-Mauve Area,
G-9/1, Islamabad.

Tel : 051-9106514 - 051-9106515
Fax: 051-9106561
E-mail: pbs@pbs.gov.pk

**PAKISTAN BUREAU OF STATISTICS
STATISTICS HOUSE, 21-MAUVE AREA
G-9/1 - ISLAMABAD
Website: www.pbs.gov.pk**

		<u>Office</u>	<u>Residence</u>
Mr. Munir Ahmed Aslam Dr. Bahrawar Jan	Deputy Director General Deputy Director General	051-9106555 051-9106550 Fax:051-9106577	051-2275892 051-9101294
Mr. Ayazuddin Mr. Ismail Khan	Deputy Director General Deputy Director General	051-9106552 051-9106558 Fax:051-9106556	051-9242232 051-9101162
Mr. Ghulam Muhammad Mr. Fazil Mehmood Baig Mr. Shaukat Ali Khan Mr. Attiq-ur-Rehman	Director Director Director Director	051-9106559 051-9106575 051-9106557 051-9106553 Fax:051-9106546	0300-9562558 0333-5159850 -- 0346-9579700 --
Mr. Munwar Ali Ghanghro Mrs. Rabia Awan Mrs. Rizwana Siddique Syed Hasan Sabeeh	Director Director Director Director(Admn)	051-9106554 051-9106581 051-9106545 051-9106551	0333-7145366 051-4444696 0333-5221042 --

TRAINING WING

Mr. Innocent Dilbar Feroz	Director	051-9205390 Fax:051-9205390	--
---------------------------	----------	--------------------------------	----

**PAKISTAN BUREAU OF STATISTICS
1-B, SINDHI MUSLIM COOPERATIVE HOUSING SOCIETY
KARACHI – 74400
E-mail: khifbs@khi.comsats.net.pk**

Mr. Abdul Aleem Memon	Provincial Census Commissioner	Ph: 021-99225201 Fax:021-99225202	0300-2742061
Mr. Farooq Ahmed	Joint Census Commissioner	Ph:021-99225203 Fax:021-99225223	--
Mr. Muhammad Ali Shaikh Mr. Shaukat Zaman	Director Director	021-99225205 021-99225209 Fax:021-99225202	-- 0300-5052450
Mr. Abrar Hussain	Director	021-99225217	--

**PAKISTAN BUREAU OF STATISTICS
USAID BUILDING GURU MANGAT ROAD
GULBERG-III, LAHORE
E-mail: lhrfbs@lhr.comsats.net.pk**

Mr. Rana Iqbal	Director	042-99263267 Fax:042-99263267	--
----------------	----------	----------------------------------	----

(Regional Office) LAHORE

Mr. Muhammad Shahid	Chief Statistical Officer	042-99263266 Fax:042-99263266	0345-4169987
---------------------	---------------------------	----------------------------------	--------------

(Regional Office) KARACHI

Mr. Inayatullah Baloch	Chief Statistical Officer	021-99225214 Fax:021-99225214	--
------------------------	---------------------------	----------------------------------	----

(Regional Office) PESHAWAR

Mr. Hasan Khan	Chief Statistical Officer	091-9213097 Fax:091-9213098	0333-9117508
----------------	---------------------------	--------------------------------	--------------

(Regional Office) QUETTA

Mr. Ghulam Rasool	Chief Statistical Officer	081-9239804 Fax:081-9239804	--
-------------------	---------------------------	--------------------------------	----

**(Presentation, Reproduction & Printing) KARACHI
pbskarachipp@gmail.co**

Mr. Shakeel Qadeer Mr. Naushad Ahmed Malik	Chief System Analyst Statistical Officer	021-99225220 021-99225215	021-35836029 --
---	---	------------------------------	--------------------

CONTENTS

**	KEY INDICATORS	III
1.	BALANCE OF PAYMENT	
	1.1 Country wise Workers Remittances	01
	1.2 Month wise Workers Remittances	04
	1.3 Exchange Rates Pak. Rupees in Terms of one Unit of Foreign Currency	05
2.	CLIMATE	
	2.1 Temperature at Selected Stations	07
	2.2 Rainfall at Selected Stations	09
3.	ENERGY & MINING	
	3.1 Production of Crude Oil	11
	3.2 Production of Natural Gas	14
	3.3 Company Wise Production of Crude Oil and Natural Gas	18
	3.4 Province Wise Production of Crude Oil and Natural Gas	18
	3.5 Production of Crude Oil, Natural Gas and Electricity	19
	3.6 Mineral Production	20
4.	HEALTH	
	4.1(a) Monthly Immunization Coverage Number of Doses Administered (0-11 month) Children	23
	4.1(b) Monthly Immunization Coverage Number of Doses Administered (12-23 months) Children	25
	4.1(c) Monthly Immunization Coverage Number of T.T Doses Administered to Women	26
	4.2 Monthly Report of HIV Treatment Centre	27
	4.3(a) Registered Veterinary Medical Practitioner with PVMC	28
	4.3(b) Registered Animal Husbandry Graduate with PVMC	29
	4.4 Tuberculosis Report (FTI)	30
5.	MANUFACTURING	
	5.1 Quantum Index Numbers of Large-scale Manufacturing Industries	31
	5.2 Production of Manufacturing Items	33
6.	MONEY & CREDIT	
	6.1 Reserve Money	47
7.	PRICE	
	7.1 Price Indices (General) with Percentage Change	51
	7.2 Combined Sensitive Price Indicator (SPI) by Quantile	52
	7.3 Combined Consumer Price Index Numbers by Commodity Groups	53
	7.4 Consumer Price Index Numbers by Major Groups and Selected Commodities	54
	7.5 Combined Consumer Price Index Numbers by Quantile and Major Commodity Groups	56
	7.6 Combined Consumer Price Index Numbers by Quantile, Major Commodity Group for Selected Cities	57
	7.7 Combined Consumer Price Index Numbers by Income Group/City and Commodity Group for all Centres Covered in CPI	59
	7.8 Index Numbers of Wholesale Prices by Commodity Groups	60
	7.9 Index Numbers of Wholesale Prices by Commodities	61
	7.10 Intercity Wholesale Prices of Selected Commodities	71
	7.11 Intercity Consumer Prices	111

8.	PUBLIC FINANCE	
8.1	Customs Revenue Receipts	167
9.	SOCIAL	
9.1	Data on Traffic Accidents	171
9.2	Data on Telecommunication	174
9.3	Visitors at Archaeological Museums in Pakistan	175
9.4	Visitors at Heritage Sites in Pakistan	176
10.	TRADE	
10.1	Value of Foreign Trade	177
10.2	Exports by Commodity/Group	178
10.3	Imports by Commodity/Group	180
10.4	Exports of Selected Commodities in Dollars	181
10.5	Exports of Selected Commodities in Rupees	183
10.6	Imports of Selected Commodities in Dollars	185
10.7	Imports of Selected Commodities in Rupees	187
10.8	Exports by Economic Categories (Summary)	189
10.9	Exports by Economic Categories (Details)	190
10.10	Imports by Economic Categories (Summary)	191
10.11	Imports by Economic Categories (Details)	192
10.12	Exports by Areas and Countries/Territories	264
10.13	Re-exports by Areas and Countries/Territories	268
10.14	Imports by Areas and Countries/Territories	270
10.15	Re-imports by Areas and Countries/Territories	274
10.16	Annual and Quarterly Terms of Trade and Unit Value Indices of Exports and Imports (1990-91=100)	276
10.17	Index Numbers of Unit Value of Exports by Groups (1990-91=100)	277
10.18	Index numbers of unit value of imports by groups (1990-91=100)	278
10.19	Index Numbers of Quantum of Exports by Groups (1990-91=100)	279
10.20	Index Numbers of Quantum of Imports by Groups (1990-91=100)	280
10.21	Trade in Services (Summary)	281
10.22	Export of Services by Sector (Detail) Monthly	282
10.23	Export of Services by Sector (Detail) (Cumulative)	284
10.24	Import of Services by Sector (Detailed) Monthly	286
10.25	Import of Services by Sector (Detail) (Cumulative)	288

Regional and Field Offices of Pakistan Bureau of Statistics

Symbols, Abbreviations and Conversions

Selected Publications of Pakistan Bureau of Statistics

Sale Centres where PBS Publications are available

KEY INDICATORS

YEARLY

ECONOMIC INDICATORS

(2014- 2015)

1	Inflation	4.53%
2	Balance of Trade	(-) \$ 22.159 billion
3	Value of Exports	\$ 23.667 billion
4	Value of Imports	\$ 45.826 billion
5	Total Workers Remittances	Rs.18454.04 million
6	Reserve Money	Rs.3143436(P) million
7	Currency in Circulation	Rs.2554749(P) million
8	Consumer Price Index (CPI with Base 2007-2008)	198.16%
9	Agricultural Sector Growth	2.88%
10	Industrial Sector Growth	3.62%
11	Services Sector Growth	4.95%
12	GDP Growth Rate at Constant Basic Prices (Real)	4.24%
13	GNI Growth Rate at Constant Prices	5.99%
14	Per Capita Income	\$ 1512
15	Large Scale Manufacturing Sector (LSMI) Growth	3.38%
16	Quantum Index Number (LSMI with Base 2005-2006)	127.87
17	Imports Duty	Rs.283865.95 million
18	Exports Duty	Rs.495.05 million
19	Foreign Exchange Reserves	\$ 14837 million
20	* Overall Balance of Payment Surplus/Deficit	\$ -2636 million

SOCIAL INDICATORS

1	** Population (2015)	191.71 million
	Male	99.06 million
	Female	92.65 million
2	Natural Growth Rate (PDS- 2007)	1.88%
3	** Population Growth Rate (2015)	1.92%
4	Dependency Ratio (PDS-2007)	81.5
5	*** Mean Size of Household (2012-13)	6.3

* BOP as per BPM6 in million USD.

** Economic Survey

*** PSLM Survey

IV

MONTHLY ECONOMIC INDICATORS

April, 2016

1	Value of Exports	\$ 1716.018 million
2	Value of Imports	\$ 3820.720 million
3	Balance of Trade	(-)\$ 2104.702 million

May, 2016

1	Growth in Quantum Index Manufacturing (LSMI)	-1.11%
2	Quantum Index of Manufacturing (LSMI with Base 2005-2006)	125.89
3	Consumer Price Index (CPI with Base 2007-08)	205.99
4	Wholesale Price Index (WPI with Base 2007-08)	208.01
5	Sensitive Price Indicator (SPI with Base 2007-08)	204.57
6	Growth Rate	
	A. CPI	-0.21%
	B. WPI	0.55%
	C. SPI	-0.96%
7	Exports Duty	Rs.31.47 million
8	Imports Duty	Rs.31636.01 million
9	Reserve Money	Rs.3904898 million
10	Currency in Circulation	Rs.3151855 million
11	Exchange Rate of Pak Rupees in terms of one unit US Dollar	1 \$ =Rs.104.6787
12	Country Wise Workers Remittances(including Hajj & War Compensation)	\$1799.39 million

Source: i) Pakistan Bureau of Statistics.
ii) State Bank of Pakistan.
iii) Economic Survey of Pakistan.

1. BALANCE OF PAYMENT

1.1 Country Wise Workers Remittances (Including Hajj and War Compensation)

(Provisional)
(Million US Dollars)

Item	May, 2015	Jun, 2015	Jul, 2015	Aug, 2015
I. Cash	1663.10	1821.28	1663.61	1527.06
1 USA	221.10	258.94	255.32	199.57
2 UK	194.15	247.96	232.33	206.29
3 Saudi Arabia	528.34	536.68	474.42	483.29
4 UAE	399.35	423.24	367.51	319.15
Dubai	255.80	293.57	255.28	223.20
Abu Dhabi	137.68	122.99	106.44	88.87
Sharjah	5.62	6.49	5.68	6.90
Other	0.25	0.19	0.11	0.18
5 Other GCC Countries	190.66	209.66	197.86	193.75
Bahrain	37.89	42.78	40.06	38.90
Kawait	61.21	69.56	62.89	62.73
Qatar	31.77	32.74	28.98	29.62
Oman	59.79	64.58	65.93	62.50
6 EU Countries	28.50	34.27	32.50	27.75
Germany	5.55	7.82	6.43	5.65
France	1.87	2.14	2.23	1.97
Netherland	0.33	0.48	0.33	0.36
Spain	3.60	4.47	4.26	4.45
Italy	2.34	2.73	3.24	2.82
Greece	1.05	1.06	0.07	0.04
Sweden	0.78	0.96	1.06	0.85
Denmark	1.62	0.76	0.67	0.64
Ireland	11.03	13.27	13.69	10.33
Belgium	0.33	0.58	0.52	0.64
7 Norway	2.02	2.58	2.41	1.73
8 Switzerland	2.04	2.24	1.91	1.53
9 Australia	14.56	14.46	14.77	13.37
10 Canada	11.65	15.01	14.94	10.49
11 Japan	0.50	0.98	0.91	0.83
12 Other Countries	70.23	75.26	68.73	69.31
II. Encashment and Profit in Pak. Rs. Of Foreign Exchange Bearer Certificates(FEBCs) and Foreign Currency Bearer Certificate(FCBCs)	0.00	0.00	0.00	0.00
TOTAL (I + II)	1663.10	1821.28	1663.61	1527.06

Contd.

**1.1 Country Wise Workers Remittances
(Including Hajj and War Compensation)**

(Provisional)
(Million US Dollars)

Item	Sep, 2015	Oct, 2015	Nov, 2015	Dec, 2015
I. Cash	1775.87	1539.96	1591.75	1637.06
1 USA	260.97	188.26	231.28	212.10
2 UK	233.27	197.56	188.88	193.72
3 Saudi Arabia	483.21	464.53	487.28	503.20
4 UAE	428.13	367.37	349.83	341.55
Dubai	284.75	256.13	228.06	219.86
Abu Dhabi	136.97	105.49	116.25	116.20
Sharjah	6.30	5.63	5.40	5.26
Other	0.11	0.12	0.12	0.23
5 Other GCC Countries	201.34	178.09	189.43	213.29
Bahrain	43.31	35.91	37.27	41.07
Kawait	51.45	57.07	61.18	70.27
Qatar	32.15	27.90	27.86	33.68
Oman	74.43	57.21	63.12	68.27
6 EU Countries	33.30	31.56	29.42	37.14
Germany	6.55	6.84	6.51	8.24
France	2.31	2.71	2.11	3.03
Netherland	0.30	0.38	0.39	0.48
Spain	4.45	4.13	3.44	4.36
Italy	3.14	3.57	2.26	3.63
Greece	0.21	0.62	0.52	0.84
Sweden	1.16	0.99	0.98	1.67
Denmark	0.67	0.93	0.96	0.75
Ireland	14.01	10.72	11.88	13.53
Belgium	0.50	0.67	0.37	0.61
7 Norway	2.29	2.19	2.39	3.55
8 Switzerland	1.86	2.33	1.42	2.32
9 Australia	15.93	14.47	15.73	17.63
10 Canada	12.89	12.64	13.11	15.20
11 Japan	0.87	0.86	0.72	1.24
12 Other Countries	101.81	80.10	82.26	96.12
II. Encashment and Profit in Pak. Rs. Of Foreign Exchange Bearer Certificates(FEBCs) and Foreign Currency Bearer Certificate(FCBCs)	0.00	0.00	0.00	0.00
TOTAL (I + II)	1775.87	1539.96	1591.75	1637.06

Contd.

1.1 Country Wise Workers Remittances (Including Hajj and War Compensation)

(Provisional)
(Million US Dollars)

Item	Jan, 2016	Feb, 2016	Mar, 2016	Apr, 2016	May, 2016
I. Cash	1462.87	1516.39	1468.76	1656.85	1799.39
1 USA	179.56	212.19	183.92	189.84	202.10
2 UK	172.53	174.66	157.28	221.88	240.58
3 Saudi Arabia	462.18	471.94	506.05	488.78	547.77
4 UAE	313.32	317.12	320.30	345.99	380.74
Dubai	204.03	203.62	245.91	217.23	238.72
Abu Dhabi	105.17	109.89	67.89	121.27	136.36
Sharjah	3.95	3.49	6.37	7.17	5.20
Other	0.17	0.12	0.13	0.32	0.46
5 Other GCC Countries	190.38	191.75	153.75	199.53	216.71
Bahrain	31.91	31.09	27.06	35.28	37.68
Kawait	60.65	61.49	55.31	62.85	73.55
Qatar	30.58	32.15	31.12	31.39	34.87
Oman	67.24	67.02	40.26	70.01	70.61
6 EU Countries	28.64	28.48	26.54	39.85	41.64
Germany	6.39	6.14	9.11	8.89	9.86
France	2.25	1.68	3.44	3.94	3.82
Netherland	0.35	0.37	0.48	0.42	0.45
Spain	3.79	3.42	4.56	4.67	4.95
Italy	2.76	2.03	4.11	3.94	4.15
Greece	0.59	0.78	1.03	1.25	1.60
Sweden	1.18	0.82	1.52	1.44	1.47
Denmark	0.81	0.53	0.88	1.02	0.88
Ireland	9.98	12.36	0.72	13.57	13.78
Belgium	0.54	0.35	0.69	0.71	0.69
7 Norway	2.62	1.76	3.00	3.27	3.26
8 Switzerland	1.60	1.73	2.31	2.62	2.52
9 Australia	13.10	14.62	12.16	18.30	15.21
10 Canada	11.52	10.35	13.29	16.71	16.17
11 Japan	0.81	0.56	1.09	2.08	1.32
12 Other Countries	86.61	91.23	89.07	128.00	131.37
II. Encashment and Profit in Pak. Rs. of Foreign Exchange Bearer Certificates(FEBCs) and Foreign Currency Bearer Certificate(FCBCs)	0.00	0.00	0.00	0.00	0.00
TOTAL (I + II)	1462.87	1516.39	1468.76	1656.85	1799.39

Note: Item has been revised / extended by the State Bank of Pakistan.

Source: State Bank of Pakistan.

1.2 Month Wise Workers Remittances

(Million US \$)

Monthly Cash Inflow (Including Foreign Exchange Bearer Certificates & Foreign Currency Bearer Certificates)	2014-2015	2013-2014	YOY growth (percent)	
			2014-15	2013-14
Jul.	1649.39	1404.69	17.42	16.60
Aug.	1328.71	1240.14	7.14	-1.50
Sep.	1716.59	1284.22	33.67	13.11
Oct.	1383.13	1348.03	2.60	-1.25
Nov.	1,320.62	1,130.41	16.83	11.06
Dec.	1,583.23	1,384.94	14.32	22.05
Jan.	1,378.19	1,245.97	10.61	14.35
Feb.	1,391.76	1,209.77	15.04	17.64
Mar.	1,577.46	1,337.89	17.91	19.55
Apr.	1640.58	1311.85	25.06	7.89
May.	1663.10	1440.47	15.46	21.49
Jun.	1821.28	1499.33	21.47	28.57
Jul.- Jun.	18,454.04	15,837.71	16.52	13.76
Monthly average for period Jul.-Jun.	1,537.84	1,319.81	16.52	13.76

Monthly Cash Inflow (Including Foreign Exchange Bearer Certificates & Foreign Currency Bearer Certificates)	2015-2016	2014-2015	YOY growth (percent)	
			2015-16	2014-15
Jul.	1,663.61	1,675.77	-0.73	19.30
Aug.	1,527.06	1,350.86	13.04	8.93
Sep.	1,775.87	1,748.49	1.57	36.15
Oct.	1,540.39	1,409.22	9.31	4.54
Nov.	1,566.04	1,343.76	16.54	18.87
Dec.	1,614.14	1,634.06	-1.22	17.99
Jan.	1,465.57	1,403.74	4.40	12.66
Feb.	1,521.54	1,420.54	7.11	17.42
Mar.	1,711.17	1,608.51	6.38	20.23
Apr.	1,656.85	1,640.05	1.02	25.02
May.	1,799.39	1,663.30	8.18	15.47
July-May	17,841.63	16,896.30	5.58	17.85
Monthly average for period Jul.-May	1621.97	1536.21	5.58	17.85

Source: State Bank of Pakistan.

1.3 Exchange Rates Pak. Rupees in Terms of One Unit of Foreign Currency

S. No.	Country/ Organization	Currency	May, 2015	Jun, 2015	Jul, 2015	Aug, 2015	Sep, 2015	Oct, 2015	Nov, 2015
1	Australia	Dollar	80.4124	78.4474	75.3497	74.5567	73.5458	75.2072	75.3531
2	Bahrain	Dinar	269.0697	268.9782	268.8307	270.4709	275.3801	276.0645	278.5366
3	Canada	Dollar	83.7223	82.3169	79.3220	77.8318	78.6856	79.9284	79.4943
4	China	Yuan	16.4169	16.4085	16.3725	16.1577	16.3868	16.4706	16.5623
5	Denmark	Krone	15.2381	15.2938	15.0137	15.2775	15.7101	15.7405	15.1900
6	E.M.U.	Euro	113.5369	113.9604	111.9731	113.8981	117.0996	117.3259	113.2076
7	Hong Kong	Dollar	13.1382	13.1327	13.1171	13.2092	13.4571	13.4881	13.6024
8	I.M.F.	SDR	143.0753	143.0595	142.1030	143.6329	146.7608	147.1387	145.8444
9	India	Rupee	1.5966	1.5947	1.5993	1.5738	1.5765	1.6073	1.5960
10	Japan	Yen	0.8437	0.8237	0.8264	0.8322	0.8673	0.8700	0.8604
11	Kuwait	Dinar	337.733	337.2913	336.4957	338.9668	345.7616	346.5136	347.0888
12	Malaysia	Ringgit	28.3095	27.2521	26.7317	25.2515	24.2486	24.5486	24.4603
13	Newzeland	Dollar	75.2487	71.1702	67.7339	67.0588	65.9923	69.6809	69.2130
14	Norway	Krone	13.5006	13.0415	12.5236	12.4233	12.6208	12.6440	12.2271
15	Oman	Riyal	264.5546	264.4459	264.2858	266.0499	270.9656	271.6041	273.9502
16	Qatar	Riyal	27.9845	27.9726	27.9515	28.1373	28.6579	28.7295	28.9795
17	Singapore	Dollar	76.2984	75.5913	74.7397	73.1858	73.6843	74.4872	74.5746
18	Sweden	Krona	12.2198	12.2935	11.9411	11.9719	12.4695	12.5597	12.1609
19	Switzerland	Franc	109.2059	109.1109	106.6831	105.7546	107.3086	107.8491	104.5417
20	Saudi Arabia	Riyal	27.1498	27.1439	27.1128	27.2949	27.8030	27.8691	28.1001
21	Thailand	Bhath	--	--	--	--	--	--	--
22	Turkey	Lira	--	--	--	--	--	--	--
23	U.A.E.	Dirham	27.72	27.7146	27.6844	27.8723	28.3880	28.4528	28.6979
24	U.K.	Sterling (Pound)	157.4125	158.1071	158.0080	159.4853	159.9411	160.0182	160.2156
25	U.S.A.	Dollar	101.8042	101.7725	101.7194	102.3361	104.2068	104.4806	105.3726

Contd.

1.3 Exchange Rates Pak. Rupees in Terms of One Unit of Foreign Currency

S. No.	Country/ Organization	Currency	Dec, 2015	Jan, 2015	Feb, 2015	Mar, 2015	Apr., 2016	May, 2016
1	Australia	Dollar	75.8220	73.4652	74.5797	78.2572	80.1764	76.6560
2	Bahrain	Dinar	276.5499	277.2200	276.5486	276.6732	276.6996	276.7560
3	Canada	Dollar	76.5397	73.7174	75.7852	78.9739	81.5343	80.9881
4	China	Yuan	16.246	15.9622	16.0267	16.0913	16.1701	16.0557
5	Denmark	Krone	15.2608	15.2781	15.5833	15.5942	15.9509	15.9291
6	E.M.U.	Euro	113.7523	113.8435	116.0891	116.1732	118.5779	118.3207
7	Hong Kong	Dollar	13.5075	13.4845	13.4661	13.4901	13.5021	13.4905
8	I.M.F.	SDR	145.1964	145.0064	145.8672	146.1468	147.5860	147.8939
9	India	Rupee	1.5740	1.5590	1.5342	1.5628	1.5759	1.56682
10	Japan	Yen	0.8590	0.8864	0.9123	0.9263	0.9551	0.9620
11	Kuwait	Dinar	344.8850	345.1943	348.9191	347.7851	347.2488	347.3796
12	Malaysia	Ringgit	24.4736	24.1509	25.0213	25.6692	26.8346	25.9248
13	Newzeland	Dollar	70.4574	68.4872	69.2882	70.3751	72.098	71.2155
14	Norway	Krone	12.0534	11.8923	12.1640	12.3316	12.7276	12.7412
15	Oman	Riyal	272.0167	272.4458	271.8413	271.9600	272.0107	272.0399
16	Qatar	Riyal	28.7732	28.8220	28.7551	28.7622	28.7686	28.7777
17	Singapore	Dollar	74.2939	73.1414	74.4388	76.1003	77.4884	76.4306
18	Sweden	Krona	12.3048	12.2831	12.3630	12.5181	12.8832	12.7529
19	Switzerland	Franc	105.1064	104.2001	105.4546	106.4052	108.5619	107.0507
20	Saudi Arabia	Riyal	27.9036	27.9502	27.9234	27.9103	27.9178	27.916
21	Thailand	Bhath	--	--	--	--	--	--
22	Turkey	Lira	--	--	--	--	--	--
23	U.A.E.	Dirham	28.5017	28.5509	28.5100	28.4955	28.5023	28.5023
24	U.K.	Sterling (Pound)	156.9256	151.0231	149.6616	148.7347	149.5827	152.0216
25	U.S.A.	Dollar	104.6578	104.8388	104.6232	104.6470	104.6738	104.6787

Note: Euro, a common currency of the 11 member countries of European Economic and Monetary Union (EMU) was introduced with effect from 1st January, 1999.

Source: State Bank of Pakistan.

2. CLIMATE

2.1 Temperature at Selected Stations

(In centigrade)

Stations	Murree		Rawalpindi/Islamabad		Jhelum		Lahore		Sargodha	
Height in meters above sea level	2167		507		232		213		187	
	Max.	Min.	Max.	Min.	Max.	Min.	Max.	Min.	Max.	Min.

Month:

Dec. 2014	12.9	0.8	20.8	3.8	20.8	-4.9	18.6	7.5	18.6	5.5
Jan. 2015	10.6	-0.2	18.6	3.0	18.6	6.8	16.6	7.7	16.8	6.2
Feb. 2015	10.3	1.7	20.3	7.2	22.9	9.2	22.6	11.6	22.7	11.0
Mar. 2015	12.5	4.5	22.5	10.4	N.R	N.R	25.1	14.4	24.7	14.0
Apr. 2015	18.1	9.6	28.5	15.3	31.2	18.5	32.7	20.8	32.9	20.5
May, 2015	22.8	13.5	34.6	18.1	37.2	21.7	39.1	26.3	39.8	26.4
Dec. 2015	12.5	1.2	19.8	3.8	21.9	6.1	21.4	7.0	22.3	8.1
Jan. 2016	11.4	1.1	17.7	3.7	18.4	6.1	17.6	8.1	18.2	7.7
Feb. 2016	11.4	1.1	17.7	3.7	18.4	6.1	17.6	8.1	18.2	7.7
Mar. 2016	14.5	6.1	24.1	11.4	26.9	14.3	28.0	15.9	26.8	15.2
Apr. 2016	19.2	9.7	30.2	14.8	34.3	17.8	35.6	21.2	34.4	20.6
May, 2016	25.1	14.8	37.2	20.0	40.3	23.3	40.2	25.7	40.5	26.2

Stations	Faisalabad		Multan		Bahawalpur		Hyderabad		Nawabshah	
Height in meters above sea level	183		122		116		40		37	
	Max.	Min.	Max.	Min.	Max.	Min.	Max.	Min.	Max.	Min.

Month:

Dec. 2014	18.7	5.4	19.4	6.9	21.1	7.2	25.4	12.1	25.7	8.3
Jan. 2015	16.9	6.9	18.0	6.5	17.9	6.3	24.0	10.7	23.8	7.9
Feb. 2015	22.3	10.0	23.4	10.8	23.9	10.7	28.5	15.0	28.8	11.5
Mar. 2015	24.6	13.0	26.3	14.5	26.7	14.1	32.3	13.0	32.2	14.7
Apr. 2015	33.3	20.0	35.5	22.0	36.5	21.8	37.9	23.5	41.5	22.4
May, 2015	39.3	24.6	40.6	28.3	40.3	25.4	41.5	26.5	45.0	25.7
Dec. 2015	22.1	6.7	22.6	7.9	23.6	7.6	25.8	10.7	26.2	7.2
Jan. 2016	17.7	6.9	19.1	7.6	19.7	7.0	25.5	12.6	25.4	8.7
Feb. 2016	N.R	N.R	25.2	9.0	25.5	8.2	27.5	12.8	29.3	9.2
Mar. 2016	27.0	15.4	28.0	16.5	31.5	29.3	34.1	19.5	35.1	17.1
Apr. 2016	34.4	20.5	35.1	21.1	37.0	20.9	38.0	22.1	40.7	21.2
May, 2016	40.6	26.0	41.9	28.3	42.1	26.9	40.2	25.4	45.5	25.8

Contd.

2.1 Temperature at Selected Stations

(In centigrade)

Stations	Jacobabad		Karachi A.P.		Peshawar		D.I.Khan		Saidu Sharif		Gilgit	
Height in meters above sea level	55		21		359		173		961		1459	
	Max.	Min.	Max.	Min.	Max.	Min.	Max.	Min.	Max.	Min.	Max.	Min.

Month:

Dec. 2014	23.5	7.4	28.5	13.3	20.8	4.9	19.5	3.0	17.0	2.1	12.6	-3.8
Jan. 2015	21.0	6.5	28.7	12.6	18.8	5.2	17.9	3.4	15.0	2.1	12.1	-2.7
Feb. 2015	23.7	11.7	27.9	15.9	20.7	8.9	22.5	8.0	16.1	5.2	14.6	0.7
Mar. 2015	29.2	14.9	31.5	19.2	22.4	12.0	25.0	11.6	20.3	8.5	18.7	4.9
Apr. 2015	39.2	23.2	35.9	25.7	30.1	17.3	45.1	18.1	26.5	13.6	26.2	9.4
May, 2015	44.1	29.0	36.0	27.7	35.6	22.0	39.7	22.6	31.6	17.3	29.0	12.6
Dec. 2015	23.8	7.5	28.5	12.6	19.6	6.3	22.7	4.6	15.9	3.0	12.1	-2.5
Jan. 2016	22.0	8.7	27.8	14.8	N.R	N.R	N.R	N.R	N.R	N.R	12.2	-2.6
Feb. 2016	26.7	9.8	30.3	14.9	N.R	N.R	N.R	N.R	N.R	N.R	16.5	-0.2
Mar. 2016	30.8	16.6	33.3	21.7	N.R	N.R	N.R	N.R	N.R	N.R	N.R	N.R
Apr. 2016	39.0	22.9	34.7	24.6	N.R	N.R	N.R	N.R	N.R	N.R	22.2	8.8
May, 2016	49.6	29.0	35.7	27.9	38.1	24.0	41.0	24.5	Nil	Nil	N.R	N.R

Stations	Quetta (Samungli)		Zhob (Fortsandeman)		Khuzdar		Punjgur		Dalbadin	
Height in meters above sea level	1600		1405		1231		980		848	
	Max.	Min.	Max.	Min.	Max.	Min.	Max.	Min.	Max.	Min.

Month:

Dec. 2014	14.8	-2.5	18.1	0.5	21.5	5.1	18.2	3.4	21.5	0.0
Jan. 2015	14.1	-1.6	15.5	0.3	20.1	4.0	19.0	3.2	20.0	3.2
Feb. 2015	16.1	4.3	17.8	4.1	22.4	8.5	22.4	8.5	22.0	8.5
Mar. 2015	18.0	6.0	20.7	7.1	24.0	11.1	26.0	9.4	26.0	10.0
Apr. 2015	26.5	11.0	28.7	14.7	30.2	18.6	35.0	18.2	36.0	18.1
May, 2015	32.0	15.0	32.6	17.8	36.9	26.5	39.0	22.5	41.0	22.4
Dec. 2015	14.5	-1.5	17.5	0.4	22.7	10.3	20.0	3.7	20.0	-2.0
Jan. 2016	15.0	0.6	16.9	-0.1	20.8	8.6	23.0	7.2	24.0	1.4
Feb. 2016	16.5	-0.5	19.1	1.0	22.4	6.8	23.2	5.4	24.7	2.1
Mar. 2016	20.0	7.5	20.0	8.0	N.R	N.R	27.1	11.3	29.0	8.6
Apr. 2016	26.5	10.0	27.0	15.0	30.7	20.0	35.2	18.4	34.5	13.7
May, 2016	32.2	15.6	34.3	19.5	37.6	25.6	39.8	23.2	41.5	22.5

Source: Pakistan Meteorological Department, Karachi.

2.2 Rainfall at Selected Stations

(In millimeters)

Stations	Murree	Rawalpindi/ Islamabad	Jhelum	Lahore	Sargodha	Faisal- abad	Multan	Bahawal- pur	Hyder- abad	Nawab- shah	Jaco- abad
Height in meters above sea level	2167	507	232	213	187	183	122	116	40	37	55

Year/month

2011	1442.2	1079.0	748.0	903.0	710.0	544.0	180.0	164.0	404.1	309.0	293.3
2012	1515.0	1076.0	717.0	527.0	368.0	366.0	239.0	183.0	121.0	182.0	486.0
2013	1451.5	1732.0	924.0	1109.0	362.0	378.0	157.0	148.0	74.0	86.0	345.0
2014	1228.6	1139.0	939.3	800.6	401.3	401.8	247.3	67.9	25.4	67.0	21.3
2015	2416.8	1477.0	848.0	856.0	588.0	512.0	395.0	498.0	114.0	120.0	148.0
Dec. 2014	0.0	0.0	0.0	0.0	0.0	0.0	0.0	0.0	0.0	0.0	0.0
Jan. 2015	42.0	33.2	30.6	19.9	14.5	16.2	1.4	TR	Nil	Nil	Nil
Feb. 2015	154.7	94.7	38.6	61.0	16.8	30.3	5.9	15.0	Nil	TR	1.0
Mar. 2015	235.3	286.1	N.R	141.8	145.9	67.8	67.0	46.9	TR	2.0	46.0
Apr. 2015	279.4	196.4	134.4	5.2	67.7	43.6	10.2	28.8	0.0	3.0	35.0
May, 2015	74.2	30.2	20.0	31.7	3.8	23.6	10.7	26.2	TR	Nil	1.5
Dec. 2015	42.2	25.8	31.3	6.0	TR	2.0	TR	0.0	0.0	0.0	0.0
Jan. 2016	46.0	54.4	22.3	28.3	8.0	11.8	2.9	0.0	0.0	0.0	0.0
Feb. 2016	N.R	83.6	33.0	2.8	6.0	N.R	2.0	4.0	0.0	0.0	0.0
Mar. 2016	328.5	199.0	117.8	27.4	150.9	75.7	42.1	31.5	0.0	1.0	10.0
Apr. 2016	51.9	11.0	10.8	2.9	14.0	7.1	21.5	4.0	Tr.	0.0	4.0
May, 2016	128.1	27.2	25.5	31.2	25.5	32.4	3.6	2.0	0.0	17.0	3.0

Contd.

2.2 Rainfall at Selected Stations

(In millimeters)

Stations	Karachi Airport	Peshawar	D.I. Khan	Saidu Sharif	Gilgit	Quetta (Samungli)	Zhob (Fort sandeman)	Khuzdar	Punjgoor	Dalbadin
Height in meters above sea level	21	359	173	961	1459	1600	1405	1231	980	848

Year/month

2011	290.6	568.0	281.0	853.7	158.7	246.5	40.5	286.6	138.0	64.9
2012	152.0	480.0	450.0	803.0	110.5	410.0	47.0	167.0	33.0	16.0
2013	169.0	551.0	327.0	954.3	153.5	53.0	66.0	479.0	101.0	23.0
2014	30.7	326.3	249.7	660.0	107.0	97.0	173.7	201.9	61.8	17.3
2015	53.0	1387.0	477.0	1062.2	144.0	153.0	364.0	147.0	61.0	47.0
Dec. 2014	0.0	0.0	0.0	0.0	0.0	0.0	0.0	0.0	0.0	0.0
Jan. 2015	0.3	42.0	9.7	65.3	TR	11.0	26.0	9.8	13.0	6.0
Feb. 2015	2.1	72.0	17.2	148.8	13.2	32.8	33.2	9.6	16.0	11.0
Mar. 2015	2.8	111.0	69.8	135.5	6.1	55.1	21.0	29.0	6.0	11.0
Apr. 2015	0.0	110.5	39.8	165.3	19.0	17.0	22.0	0.0	6.0	0.0
May, 2015	0.0	21.0	3.0	83.0	21.6	10.0	7.0	2.0	20.0	T.R
Dec. 2015	0.0	8.0	2.5	38.1	1.9	4.0	5.0	0.0	0.0	0.0
Jan. 2016	3.1	8.0	N.R	N.R	3.8	11.5	16.0	0.0	0.0	T.R
Feb. 2016	0.0	23.0	N.R	N.R	7.9	0.0	0.0	0.0	0.0	0.0
Mar. 2016	Tr.	120.0	N.R	N.R	N.R	80.0	71.0	0.0	31.0	40.5
Apr. 2016	0.0	60.0	N.R	N.R	59.6	0.0	46.0	1.0	6.0	4.0
May, 2016	0.0	8.0	1.0	Nil	N.R	2.0	19.0	2.1	1.0	T.R

N.R = Not received

TR = Trace (Rainfall less than 0.1 mm)

Source: Pakistan Meteorological Department, Karachi.

3. ENERGY & MINING

3.1 Production of Crude Oil

Unit: Barrels

S.NO	Company	Field	Jul,15	Aug,15	Sep ,15	Oct,15	Nov,15	Dec,15	Jan,16	Feb,16	Mar,16	Apr,16	May, 16	Cummulative Total from July 2015
PUNJAB														
1	OGDCL	BHALSYEDAN	4193	10	48	97	64	45	55	92	35	215	43	4897
2		CHAK NAURANG	12389	5975	11960	13110	14580	13315	13325	11065	12990	12445	11305	132459
3		DAKHNI	23190	24820	23305	7810	15945	26895	22970	23065	25370	22920	23225	239515
4		DHODAK	1223	1183	1122	1098	1036	1030	1258	1361	2221	2024	1447	15003
5		FIMKASSAR	3193	3193	3090	3193	3090	3193	3193	3361	4645	4800	5190	40141
6		KAL	11839	11464	11273	14500	14458	14949	15191	13556	14431	12934	13533	148128
7		MISSAKISWAL	782	3129	1098	652	609	620	726	1207	970	2401	4084	16278
8		RAJIAN	45565	45210	42695	51030	59170	49493	37870	42090	41712	49465	47961	512261
9		SOGHRI	3040	2960	3000	800	1595	2890	1085	1085	1935	1935	3475	23800
10		SADKAL	1166	1078	1522	1357	1436	1132	1400	1398	1391	892	819	13591
11		TOOT	10098	9838	9467	9864	9484	9755	9631	8866	9442	9015	8978	104438
		Sub Total	116678	108860	108580	103511	121467	123317	106704	107146	115142	119046	120060	1250511
12	OPL	DHURNAL	2238	19573	20189	23813	9495	12377	10054	12173	10610	6929	5650	133101
13		BHANGALI	0	0	0	0	0	150	211	164	185	172	201	1083
14		RATANA	19664	24116	16388	19264	21627	22489	21289	18405	17929	16049	14438	211658
		Sub Total	21902	43689	36577	43077	31122	35016	31554	30742	28724	23150	20289	345842
15	POL	BALKASSAR	11759	11422	7611	5999	5133	5502	9043	9040	11241	10929	11836	99515
16		DHULIAN	4855	4674	4686	4891	4946	4755	5204	4843	4816	4296	4294	52260
17		KHAUR	136	167	190	190	223	170	160	244	371	156	176	2183
18		JOYAMIR	710	762	744	769	743	769	795	785	843	831	857	8608
19		MINWAL	0	329	0	0	0	0	0	0	0	86	0	415
20		MEYAL	9558	9398	9124	9472	9238	9800	9363	8407	9274	8903	8369	100906
21		PARIWALI	13259	12521	11950	12567	12219	12632	11843	10897	11862	11399	10661	131810
22		PINDORI	9249	8651	9280	8299	7235	7041	6853	6397	6767	6465	6312	82549
23		TURKWAL	768	742	743	768	722	731	792	739	754	725	753	8237
		Sub Total	50294	48666	44328	42955	40459	41400	44053	41352	45928	43790	43258	486483
24	MPCL	GHAURI	20578	26348	26594	27712	26523	25304	20820	17750	17493	15033	13495	237650
25		HALINI	39291	34510	37431	38875	37404	37977	38208	34789	36359	33000	30900	398744
26		HALINI DEEP	0	0	0	0	0	0	0	0	0	0	28121	28121
		Sub Total	59869	60858	64025	66587	63927	63281	59028	52539	53852	48033	72516	664515
27	PPL	ADHI	188866	186161	178143	178378	180560	198810	206995	202467	231975	236651	203433	2192439
		Sub Total	188866	186161	178143	178378	180560	198810	206995	202467	231975	236651	203433	2192439
28	Dewan	RODHO SALSABIL	2886	2691	2528	2461	2731	2787	2664	2423	2434	2305	2571	28481
		Sub Total	2886	2691	2528	2461	2731	2787	2664	2423	2434	2305	2571	28481
		TOTAL	440495	450925	434181	436969	440266	464611	450998	436669	478055	472975	462127	4968271
SINDH														
1	BHP	ZAMZAMA	20467	19205	16938	16678	15455	16351	15964	13920	16038	17548	15114	183678
		Sub Total	20467	19205	16938	16678	15455	16351	15964	13920	16038	17548	15114	183678
2	UEPL	AASSU	113821	95927	88016	69802	56349	52856	44217	37066	35098	29227	25669	648048
3		ALI	73	0	103	735	394	335	331	289	237	136	184	2817
4		BACHAL	498	446	282	0	0	0	0	0	0	0	0	1226
5		BAKSH DEEP	2490	2391	1988	1953	1790	1627	1556	1259	838	539	124	16555
6		BUKHARI DEEP	0	19	21	2745	6359	2466	1169	431	584	440	83	14317
7		BIJORO	3796	2850	3149	2721	1235	456	757	544	488	437	336	16769
8		BILAL	0	0	0	0	0	0	0	0	529	17	0	546
9		DABHI (South)	2948	2787	2695	2497	2431	2367	2317	2107	2425	2183	2152	26909
10		DABHI (North)	1548	1795	1849	1782	1701	1710	1575	1404	1604	1440	1497	17905
11		DHANI	690	65	0	0	0	0	0	2343	0	0	0	3098
12		DUPHRI	0	0	0	0	0	0	0	0	0	0	88	88
13		GHARO	2340	1924	2670	2026	2552	2645	2618	2325	2491	2539	2231	26361
14		GHUNGRO	3180	2797	2706	2546	2728	2783	2580	0	2288	2300	2836	26744
15		HALIPOTA	4293	4497	4506	4376	4607	3614	3491	4193	4708	4169	4240	46694
16		JABO	3865	3345	4813	4462	4544	4702	7595	2811	6369	4811	1897	49214
17		JAGIR	251	672	775	1370	1265	1228	1232	1206	1067	687	1275	11028
18		JAN	0	0	0	224	2461	3776	1945	0	2368	2598	3321	16693
19		JARAR DEEP	58	192	187	0	185	0	0	0	475	0	0	1097
20		JHABERI SOUTH	41	117	62	0	0	0	0	0	0	0	0	220
21		JOGWANI	721	678	459	351	319	341	228	26	0	0	24	3147
22		KATO	0	17	45	0	0	0	49	234	163	54	81	643
23		KAMAL NORTH	16103	16029	11188	11792	9179	12053	12888	10116	10924	8925	9256	128453
24		KHASKELI	5924	5288	5657	5774	4750	5337	5220	4803	4545	4933	4722	56953
25		KHASKELI DOWN THROWN	793	649	689	637	507	611	594	532	585	541	527	6665
26		KHOREWAH	2414	2564	2978	3039	2496	2503	2741	1800	1555	1565	1094	24749

Contd.

3.1 Production of Crude Oil

Unit: Barrels

S.NO	Company	Field	Jul,15	Aug,15	Sep ,15	Oct,15	Nov,15	Dec,15	Jan,16	Feb,16	Mar,16	Apr,16	May, 16	Cummulative Total from July 2015
27		KHOREWAH DEEP	0	0	0	0	0	0	0	54	51	0	0	105
28		KOLI	716	729	811	185	0	0	0	0	0	0	0	2441
29		KORAI	23605	18740	3862	14857	13831	13739	10861	9770	9367	6250	7747	132629
30		KUMBH	0	0	0	3044	2066	1513	913	799	472	102	0	8909
31		LIMU	0	0	0	10744	4293	1255	409	456	53	0	0	17210
32		LIMU NORTH	0	0	0	0	0	0	0	179	4154	3076	1513	8922
33		LAGHARI	167	451	378	0	251	269	273	285	192	319	498	3083
34		LIARI DEEP	94	6	0	0	0	0	0	0	0	0	0	100
35		LODANO	3012	2311	2172	11106	9467	6187	4852	2193	1895	1600	2161	46956
36		LODANO DEEP	5722	7082	4532	3766	4417	3933	3619	4121	3628	3875	3822	48517
37		MAHI												0
38		MAKDUMPUR	1893	1604	241	1011	951	888	1000	4264	279	1246	1561	14938
39		MAZARI	8093	7355	8113	7766	7515	7710	7160	6667	6918	5819	5954	79070
40		MEYUN ISMAIL DEEP	184	210	174	181	217	229	201	223	242	233	235	2329
41		MEYUN ISMAIL	835	1080	927	913	880	923	845	867	1003	864	867	10004
42		MISSRI	1711	1231	2037	1546	1579	1425	1409	1365	1546	1467	1248	16564
43		MOHANO	1591	1460	1485	1392	1251	1475	1254	1192	1161	1161	1173	14595
44		MUBAN	6497	7435	6715	6751	6034	6659	6421	5626	4045	0	0	56183
45		MURID	16073	14961	13064	12343	11912	11287	11021	9592	11119	10366	10761	132499
46		NAIMAT BASAL	0	0	0	0	0	0	0	20	100	198	191	509
47		NAIMAT BASAL 2X	2543	1269	1439	1613	1719	1277	1590	275	485	2120	1367	15697
48		NAIMAT WEST	10890	16005	16775	17196	11351	13777	18884	18382	21691	21121	22121	188193
49		NORTH AKRI	1286	1174	853	1080	1389	1447	1347	1055	380	241	0	10252
50		PANIRO	2203	2313	1981	1870	1854	2094	2042	1964	659	0	0	16980
51		PIARO DEEP	1271	1471	1163	440	642	708	407	200	127	83	234	6746
52		PIARO DEEP BASAL	0	194	958	561	640	683	640	465	419	297	376	5233
53		QABUL	0	0	0	10	0	0	0	0	0	0	0	10
54		RAJANI	0	0	253	0	0	0	0	0	0	2	0	255
55		RAHIM 1 X	10288	10638	9765	7978	9778	10131	10056	9428	9249	8571	8765	104647
56		RAHIM 2X	6931	7456	7218	7913	8346	6252	7806	6948	6858	6120	6440	78288
57		RAHIM NORTH	1220	473	0	0	0	0	0	0	0	0	0	1693
58		SAJAN	321	1258	716	1188	789	810	701	0	0	0	0	5783
59		SAKHI	2628	3006	2546	2825	1785	2822	2443	2385	1679	0	0	22119
60		SAKHI DEEP	185	140	151	146	46	30	0	36	31	0	33	798
61		SALEH	31254	35509	50797	51006	45803	43608	29064	19743	1043	0	220	308047
62		SAMAN	184	108	110	0	0	290	0	43	0	0	2	737
63		SALAMAT	0	0	72	0	0	0	0	0	0	0	0	72
64		SHEIKHANO	2754	3059	2840	2742	2305	2397	2515	1821	2773	2308	2251	27765
65		SHEIKHANO DEEP	1488	755	358	351	843	209	0	0	0	0	0	4004
66		SAHU	0	0	0	0	0	0	0	0	0	254	104	358
67		SOHRAB DEEP	7114	7589	6362	7459	8063	8629	7579	6667	5617	4466	4145	73690
68		SONRO	27649	25407	25086	22890	21216	20221	17197	15453	15552	13563	14034	218268
69		SOUTH BUZDAR DEEP	12950	12148	11012	12073	10795	10719	9799	8896	8700	10206	7898	115196
70		SOUTH MAZARI	8835	8803	8571	8373	7876	8225	8162	7581	8882	7957	7704	90969
71		SOUTH MAZARI DEEP	14804	15545	15653	16533	16374	16180	16497	15388	16348	14999	15199	173520
72		SUHRAT	44	93	136	15	0	0	0	0	0	0	0	288
73		SUMAR DEEP	20584	21453	21337	11012	11647	10817	10302	9614	10801	11018	11277	149862
74		SUTIARI DEEP	3130	5525	5614	5802	4944	5718	5991	5492	6043	5987	6196	60442
75		TAJEDI	2352	2002	2450	2334	2324	2512	2680	2128	2027	2047	1929	24785
76		TANDO GHULAM ALI	347	264	382	390	277	324	419	470	347	460	289	3969
77		TANGRI	1789	2048	1889	2028	1692	2379	2152	1922	1741	1142	1642	20424
78		TANGRI DEEP	406	396	424	360	341	344	318	305	326	310	284	3814
79		THARO	1334	1182	2036	209	544	431	432	1704	1971	1307	1192	12342
80		THEBO	2061	1099	1393	3326	3181	2967	3182	2730	2839	2989	3058	28825
81		TURK	1968	1756	1670	1165	1145	1322	1613	1885	1558	1306	1372	16760
82		TURK DEEP	1037	1124	1115	1138	1456	1716	1158	1169	1554	992	1143	13602
83		UMER	12837	11475	3541	5047	3111	1945	4159	3923	4393	3791	5793	60015
84		WASAYO	0	0	0	0	0	0	18	0	0	0	0	18
85		ZAUR	5765	6436	5352	7205	10704	9855	6983	5722	6429	7737	8269	80457
		Sub Total	436492	418877	391367	398715	363496	349741	319477	274956	266088	235511	232705	3687425
86	OGDCL	BOBI	17175	11060	13650	13490	12090	12315	12560	11890	13460	13200	13195	144085
87		BALUCH	0	0	0	1380	3715	4865	5270	4955	5050	5610	5970	36815
88		CHAK 2	2885	6876	8164	8405	10175	16860	20430	17848	17840	17290	19675	146448
89		CHAK 7A	825	1025	1050	1020	900	990	1085	1015	1130	1050	1030	11120
90		CHAK 66 NE	1445	640	0	0	0	0	140	0	0	0	0	2225
91		CHAK 63	4370	38008	44167	33306	38390	32695	30880	26405	28045	26255	26225	328746

Contd.

3.1 Production of Crude Oil

Unit: Barrels

S.NO	Company	Field	Jul,15	Aug,15	Sep ,15	Oct,15	Nov,15	Dec,15	Jan,16	Feb,16	Mar,16	Apr,16	May, 16	Cummulative Total from July 2015
92		CHAK 63 SOUTH EAST	5960	8099	8590	8850	10930	11140	11780	11055	13210	13690	14350	117654
93		HAKEEM DAHO	15295	23052	20174	15032	18160	17815	16295	17097	20600	18665	17980	200165
94		NIM	1705	1705	1505	1645	1300	1290	1340	875	775	1130	1040	14310
95		NUR BAGHLA	1885	1875	1690	1720	1635	1725	1645	1363	1420	1360	1246	17564
96		NOORAI JAGR	0	0	365	1435	5500	10745	9910	8170	7110	5550	4380	53165
97		JAKHRO	5105	9390	9895	7415	9138	7235	3705	3465	3645	3556	2790	65339
98		JARWAR	8365	7945	7060	7470	6870	6770	6095	5590	5835	4955	5080	72035
99		KUNNAR	100710	96986	66780	84111	81450	84165	84810	106775	124260	121427	121345	1072819
100		KUNNAR PASAKHI DEEP	30845	30905	22882	28962	28895	29085	32490	19575	23248	26285	28610	301782
101		LASHARI CENTRE	19950	17160	16805	17160	16695	17405	17140	16265	17120	16475	17185	189360
102		MISSAN	3505	3505	3390	3505	3425	3505	3475	3305	3535	3365	3505	38020
103		MOLLAN N	2440	2460	2360	2460	2380	2440	2460	2280	505	0	0	19785
104		PALI DEEP	16210	14210	12510	12190	11670	11250	4135	0	0	0	0	82175
105		PASAKI	104740	103750	102500	105885	101040	106865	106015	99560	106850	101975	106005	1145185
106		PASAKI N	14070	13875	13660	14165	13720	14300	14090	13160	3295	11155	11415	136905
107		PASAKI NORTH EAST	9125	8935	8625	9075	8685	9150	9150	8485	9150	8785	9075	98240
108		QADIR PUR	18405	15248	15365	18781	18781	19720	15580	15392	15990	18570	20665	192497
109		SONO	20080	15155	14530	15150	14640	16870	20735	19305	20800	19415	20715	197395
110		TANDO ALAM	19595	20040	19435	20235	19585	20210	20055	17230	18455	17850	18405	211095
111		THORA	12200	12310	12055	12425	12130	12530	12945	12785	12705	11070	4555	127710
		Sub Total	436890	464214	427207	445272	451899	471940	464215	443845	474033	468683	474441	5022639
112	PPL	ADAM	2857	2627	3748	3818	3127	1139	0	0	922	1443	681	20362
113		ADAM WEST	0	0	0	0	496	1083	1705	1476	950	962	864	7536
114		KANDH KOT	236	346	265	295	410	602	1000	595	401	236	57	4443
115		KINZA	119	362	139	0	0	0	0	0	0	0	724	1344
116		SHAHDAD	0	0	1708	2390	2493	3048	3017	2824	2488	2395	2768	23131
117		MAZARANI	318	312	282	291	263	394	391	303	321	304	309	3488
		Sub Total	3530	3647	6142	6794	6789	6266	6113	5198	5082	5340	5403	60304
118	OMV	LATIF	2088	2710	2400	2099	2422	2155	1833	1511	1514	1493	1787	22012
119		MIANO	1507	2137	1168	1359	985	1607	1227	1375	1148	1527	1413	15453
		Sub Total	3595	4847	3568	3458	3407	3762	3060	2886	2662	3020	3200	37465
120	MPCL	MARI	2528	2261	2163	1556	1256	1000	1187	738	1433	1265	1772	17159
121		SUJJAL	4091	4003	4003	3886	3857	3276	3000	2139	1977	3354	3125	36711
122		SUJAWAL	1272	1402	1402	1387	1311	1501	2500	2868	2590	2340	2702	21275
		Sub Total	7891	7666	7568	6829	6424	5777	6687	5745	6000	6959	7599	75145
123	Eni(Pak)	BHIT	9693	8942	8201	9082	8424	8368	10075	9318	9780	8394	10049	100326
124		BADHRA	1614	1396	1256	1398	1441	1622	1642	1504	1586	1693	1853	17005
125		KADANWARI	927	775	661	825	750	1162	800	725	775	336	422	8158
		Sub Total	12234	11113	10118	11305	10615	11152	12517	11547	12141	10423	12324	125489
126	OMV Maurice	MEHAR	45444	39177	35770	38257	35322	32090	27026	31585	37221	26040	17371	365303
		Sub Total	45444	39177	35770	38257	35322	32090	27026	31585	37221	26040	17371	365303
		TOTAL	966543	968746	898678	927308	893407	897079	855059	789682	819265	773524	768157	9557448
KHYBER .P.K														
1	OGDCL	CHANDA	47510	44520	52110	42955	54625	50230	47940	43340	45255	45120	45520	519125
2		NASPHA	622640	578348	598410	609451	582183	591862	585567	542835	576332	557958	582573	6428159
3		MELA	61610	60970	57945	61130	59570	102262	104125	90890	96660	87770	80530	863462
		Sub Total	731760	683838	708465	713536	696378	744354	737632	677065	718247	690848	708623	7810746
4	MOL	MANZALAI	24844	24365	22223	20411	16783	17774	16154	15376	15610	14996	12826	201362
5		MAMIKHEL	22847	23590	21573	22607	19533	20395	18739	17320	17630	15800	14172	214206
6		MARAMZAI	101525	137845	138726	146102	144193	152975	151111	142786	151162	142450	140582	1549457
7		MAKORI	1036	758	893	1414	1182	1052	947	838	900	828	860	10708
8		MAKORI EAST	438633	268518	374750	453665	484339	485740	470792	447494	472991	441492	465116	4803530
		Sub Total	588885	455076	558165	644199	666030	677936	657743	623814	658293	615566	633556	6779263
		TOTAL	1320645	1138914	1266630	1357735	1362408	1422290	1395375	1300879	1376540	1306414	1342179	14590009
BALOCHISTAN														
1	OGDCL	UCH	1463	1343	1108	794	987	1092	1682	1244	1097	1452	1326	13588
		Sub Total	1463	1343	1108	794	987	1092	1682	1244	1097	1452	1326	13588
2	MPCL	ZARGHUN SOUTH	337	325	311	329	269	296	374	314	206	204	232	3197
		Sub Total	337	325	311	329	269	296	374	314	206	204	232	3197
3	PPL	SUI	981	1024	1468	1296	2125	3143	2893	3209	2204	739	681	19763
		Sub Total	981	1024	1468	1296	2125	3143	2893	3209	2204	739	681	19763
		TOTAL	2781	2692	2887	2419	3381	4531	4949	4767	3507	2395	2239	36548
		GRAND TOTAL	2730464	2561277	2602376	2724431	2699462	2788511	2706381	2531997	2677367	2555308	2574702	29152276

3.2 Production of Natural Gas

Unit:(MCF)

S.No	Company	Field	Jul,15	Aug,15	Sep ,15	Oct,15	Nov,15	Dec,15	Jan,16	Feb,16	Mar,16	Apr,16	May,16	Cumulative Total from July 2015
PUNJAB														
1	OGDCL	DAKHNI	861.38	867.23	834.57	305.46	653.44	839.93	836.43	728.13	763.65	752.47	890.78	8333.47
2		BAHU	265.47	250.01	228.88	222.27	194.58	182.59	164.47	139.46	138.77	122.86	114.57	2023.93
3		FIMKASSAR	3.26	3.26	3.15	3.26	3.15	3.26	3.26	3.05	3.28	3.30	3.82	36.05
4		DHODAK	109.70	103.50	94.50	93.90	93.10	101.50	103.70	95.70	102.30	99.00	102.30	1099.20
5		KAL	2.18	2.26	2.06	2.21	2.16	2.22	2.20	2.00	2.09	1.90	1.98	23.26
6		MISSAKISWAL	3.10	6.77	2.88	2.40	2.03	1.70	1.62	2.49	3.66	4.46	5.46	36.57
7		NANDPUR/PANJ-PIR	296.21	305.88	299.71	313.48	241.73	343.53	351.70	330.37	356.66	348.85	357.54	3545.66
8		RAJIN	21.74	21.10	20.56	21.05	20.08	20.10	19.31	18.00	19.24	18.90	19.87	219.95
9		SOGHRI	352.86	350.34	345.27	84.55	212.84	240.18	202.43	258.77	316.60	305.40	293.97	2963.21
10		TOOT	25.89	25.60	24.88	24.95	24.39	24.15	29.28	27.84	30.42	30.10	31.62	299.12
11		SADKAL	37.15	31.22	49.88	47.96	42.68	40.80	43.22	33.86	46.33	42.49	40.28	455.87
		SUB TOTAL	1978.94	1967.17	1906.34	1121.49	1490.18	1799.96	1757.62	1639.67	1783.00	1729.73	1862.19	19036.29
12	OPL	DHURNAL	7.94	52.13	59.50	69.48	27.69	32.31	31.49	35.39	25.01	19.74	17.67	378.35
13		BHANGALI	0.00	0.00	0.00	0.00	0.00	0.00	1.24	1.44	1.10	0.91	1.72	6.41
14		RATANA	371.46	465.45	356.36	420.36	465.23	476.17	444.59	387.38	388.27	355.99	333.34	4464.60
		SUB TOTAL	379.40	517.58	415.86	489.84	492.92	508.48	477.32	424.21	414.38	376.64	352.73	4849.36
15	POL	BALKASSAR	1.99	1.95	1.39	1.18	1.74	0.98	1.57	1.51	1.88	1.90	2.13	18.22
16		DHULIAN	72.85	72.85	70.46	72.85	70.50	72.85	72.85	68.15	72.85	69.91	63.62	779.74
17		MEYAL	80.40	80.23	77.39	80.62	77.93	78.89	80.19	75.48	77.13	75.39	73.17	856.82
18		PARIWALI	201.24	202.83	192.48	191.16	176.27	163.69	159.95	146.05	153.40	146.87	139.41	1873.35
19		PINDORI	27.90	27.10	30.18	29.05	23.14	19.40	19.95	18.81	19.95	18.91	18.61	253.00
20		TURKWAL	1.55	1.55	1.49	1.53	1.50	1.54	1.55	1.45	1.54	1.49	1.55	16.74
		SUB TOTAL	385.93	386.51	373.39	376.39	351.08	337.35	336.06	311.45	326.75	314.47	298.49	3797.87
21	PPL	ADHI	1265.00	1227.20	1274.46	1389.00	1453.00	1626.00	1446.00	1568.00	1698.00	1686.00	1484.00	16116.66
		SUB TOTAL	1265.00	1227.20	1274.46	1389.00	1453.00	1626.00	1446.00	1568.00	1698.00	1686.00	1484.00	16116.66
22	MPCL	HALINI	31.07	26.33	28.73	32.35	33.34	28.40	28.43	22.93	23.32	14.36	13.33	282.59
		HALINI DEEP	0.00	0.00	0.00	0.00	0.00	0.00	0.00	0.00	0.00	0.00	24.16	24.16
		SUB TOTAL	31.07	26.33	28.73	32.35	33.34	28.40	28.43	22.93	23.32	14.36	37.49	306.75
23	DEWAN	RODHO(SALSABIL)	415.69	409.79	392.24	400.57	385.50	392.65	380.10	340.20	345.41	332.47	374.21	4168.83
		SUB TOTAL	415.69	409.79	392.24	400.57	385.50	392.65	380.10	340.20	345.41	332.47	374.21	4168.83
		TOTAL	4456.03	4534.58	4391.02	3809.64	4206.02	4692.84	4425.53	4306.46	4590.86	4453.67	4409.11	48275.76
SINDH														
1	BHP	ZAMZAMA	4219.96	3978.43	3643.89	3574.55	3237.51	3624.43	3575.85	3155.20	4103.36	3899.94	3897.09	40910.21
		SUB TOTAL	4219.96	3978.43	3643.89	3574.55	3237.51	3624.43	3575.85	3155.20	4103.36	3899.94	3897.09	40910.21
2	UEPL	ALI	75.21	0.00	44.55	133.00	96.04	90.20	244.96	201.15	77.31	71.84	77.22	1111.48
3		AASSU	21.04	19.78	18.85	15.17	10.57	10.51	10.48	4.53	2.10	4.13	5.66	122.82
4		AHMED	0.00	0.00	0.00	0.00	0.00	0.00	0.00	0.00	0.00	0.00	0.00	0.00
5		BHATTI/NAKURJI	20.32	19.71	20.10	20.99	19.67	20.12	20.63	18.75	21.43	2.75	0.00	184.47
6		BUKHARI DEEP	13.95	30.58	30.76	20.26	17.84	10.49	14.29	12.46	30.18	26.49	12.55	219.85
7		BACHAL	2.55	2.67	0.79	0.00	0.00	0.00	0.00	0.00	0.00	0.00	0.00	6.01
8		BAKSH DEEP	327.13	257.82	254.07	243.98	214.17	227.21	204.97	166.05	129.28	107.65	88.75	2221.08
9		BIJORO	1.10	1.08	0.98	0.77	0.70	0.80	0.66	0.48	0.37	0.35	0.46	7.75
10		BHANOKI	0.00	0.00	0.00	0.00	0.00	0.00	0.00	0.00	0.00	0.00	139.41	139.41
11		BILAL	0.00	0.00	0.00	0.00	0.00	0.00	0.00	0.00	6.77	5.91	0.00	12.68
12		DABHI SOUTH	14.37	12.15	8.21	8.88	9.87	10.91	11.21	10.62	9.92	9.32	9.15	114.61
13		DABHI NORTH	1.19	2.43	1.44	1.08	1.28	2.88	2.30	2.28	3.05	1.14	1.12	20.19
14		DHANI	2.98	0.33	0.00	0.00	0.00	0.00	0.00	0.00	0.00	0.00	0.00	3.31
15		DUPHRI	13.30	13.31	12.32	11.71	11.70	8.10	7.56	1.11	1.70	3.34	2.94	87.09
16		FATEH SHAH NORTH	11.15	9.63	7.74	2.97	0.92	0.00	0.00	0.00	0.00	0.00	0.00	32.41
17		GHUNGRO	2.28	2.04	1.91	1.59	1.62	1.62	1.55	1.23	1.36	1.55	1.65	18.40
18		GHARO	0.69	0.64	0.66	0.55	0.62	0.69	0.65	0.61	0.62	0.63	0.59	6.95
19		GOLARCHI	3.12	16.71	9.96	7.01	10.70	11.50	3.96	6.72	7.38	1.93	0.00	78.99
20		HALIPOTA	12.22	16.06	11.81	10.74	10.83	6.27	5.48	12.93	14.37	10.01	8.93	119.65

Contd.

3.2 Production of Natural Gas

Unit:(MCF)

S.No	Company	Field	Jul,15	Aug,15	Sep ,15	Oct,15	Nov,15	Dec,15	Jan,16	Feb,16	Mar,16	Apr,16	May,16	Cummulative Total from July 2015
21		HAIDER DEEP	4.45	2.94	3.34	0.00	2.87	0.00	1.03	0.00	0.00	0.00	6.45	21.08
22		JABO	6.78	6.89	6.67	7.00	6.84	5.35	4.50	3.91	4.84	5.61	6.10	64.49
23		JARAR DEEP	16.38	18.69	20.27	23.82	18.91	18.76	18.19	16.18	13.25	11.94	7.86	184.25
24		JHABERI SOUTH	0.18	0.49	0.14	0.00	0.00	0.00	0.00	0.00	0.00	0.00	0.00	0.81
25		JOGWANI	12.83	13.99	12.05	12.03	9.03	7.33	4.40	0.82	0.83	1.69	1.46	76.46
26		JAGIR	0.16	0.58	0.86	0.99	0.82	0.82	0.86	0.74	0.55	0.36	0.71	7.45
27		JAN	0.00	0.00	0.00	0.00	0.00	0.78	1.22	0.00	0.20	0.22	0.30	2.72
28		KATO	1.14	0.70	1.09	0.95	0.97	0.89	3.61	10.37	10.81	9.40	9.36	49.29
29		KAMAL NORTH -1	87.28	78.60	54.79	55.16	49.21	31.81	17.99	15.53	48.81	46.36	43.18	528.72
30		KAUSAR	58.73	69.63	57.77	48.02	47.33	47.95	42.99	37.40	34.45	34.66	48.67	527.60
31		KHASKHELI	6.20	6.47	6.26	6.47	6.23	6.78	6.95	6.48	6.66	6.63	6.79	71.92
32		KHASKHELI DOWN THROWN	0.72	0.67	0.68	0.69	0.57	0.66	0.64	0.59	0.87	0.83	0.83	7.75
33		KHOREWAH	161.52	146.96	141.55	139.86	127.54	115.22	110.48	95.27	94.28	89.34	87.59	1309.61
34		KHOREWAH DEEP	7.24	4.83	4.65	5.74	5.85	0.79	4.89	2.69	4.50	4.20	3.55	48.93
35		KOLI	11.06	17.70	16.62	5.06	0.00	0.00	0.00	0.00	0.00	0.00	0.00	50.44
36		KORAI	734.79	600.78	110.98	458.93	460.21	432.87	370.78	339.13	341.47	259.66	306.61	4416.21
37		KORAI NORTH	0.00	0.00	0.00	0.10	0.00	0.23	0.00	0.00	1.01	0.18	0.00	1.52
38		KUMBH	0.00	0.00	0.00	157.05	100.89	77.27	62.31	59.00	59.15	46.01	47.66	609.34
39		LAGHARI	0.31	0.68	0.44	0.00	0.00	0.35	0.37	0.18	0.07	0.20	0.34	2.94
40		LODANO	146.62	98.81	43.52	63.54	29.10	23.26	17.26	15.72	11.51	8.76	6.63	464.73
41		LODANO DEEP	10.50	34.27	19.81	29.46	24.27	19.07	14.02	14.56	10.81	11.09	11.60	199.46
42		LIARI DEEP	9.44	0.38	0.00	0.00	0.00	0.00	0.00	0.00	0.00	0.00	0.00	9.82
43		LIMU	0.00	0.97	0.00	5.64	7.96	4.29	1.00	4.02	0.52	0.00	0.00	24.40
44		LIMU NORTH	0.00	0.00	0.00	0.00	0.00	0.00	0.00	51.91	672.96	660.42	623.38	2008.67
45		LIMU EAST	0.00	0.00	0.00	0.00	0.00	0.00	0.00	0.00	0.00	0.00	0.00	0.00
46		MAKHDUM PUR	34.16	38.40	32.15	37.07	31.38	27.08	33.58	39.84	13.44	32.79	26.71	346.60
47		MAKHDUM PUR DEEP	6.82	6.71	6.21	5.72	4.67	4.43	4.48	4.84	1.03	2.50	1.42	48.83
48		MAZARI	5.66	7.34	5.03	5.19	4.44	7.35	4.62	5.13	6.95	3.31	4.01	59.03
49		MATLI	1.95	3.26	2.44	0.06	0.40	0.82	0.00	0.00	0.00	0.00	0.00	8.93
50		MAHI	0.00	0.00	0.00	0.00	0.00	0.00	0.00	0.00	0.00	1.27	1.35	2.62
51		MEYUN ISMAIL DEEP	21.62	22.47	21.70	26.04	55.54	54.42	36.41	28.25	32.40	20.69	19.82	339.36
52		MISSRI	2.50	2.24	2.37	2.39	2.38	2.61	2.56	2.30	2.35	2.40	2.35	26.45
53		MOHANO	1.05	1.19	1.12	1.12	1.05	0.97	1.22	1.15	1.05	1.00	1.04	11.96
54		MUBAN	1.30	1.25	0.94	1.53	2.06	1.93	1.80	1.38	1.00	0.00	0.00	13.19
55		MURID	6.14	5.50	4.75	5.17	4.24	4.19	4.38	3.52	4.01	3.61	3.45	48.96
56		NAIMAT BASAL	48.31	81.66	126.53	92.20	116.43	71.37	83.08	73.21	81.26	76.93	83.44	934.42
57		NAIMAT BASAL 2X	15.13	13.12	10.96	8.01	11.13	8.14	13.08	2.92	8.36	18.64	21.99	131.48
58		NAIMAT WEST	1995.64	2717.84	3751.78	3577.36	3421.29	3166.49	3412.27	3274.15	3853.09	4072.98	4260.34	37503.23
59		NANDO	0.77	3.53	3.68	4.55	3.69	3.62	4.56	4.38	0.92	2.52	1.93	34.15
60		NURPUR DEEP	28.56	27.39	25.92	25.56	22.74	23.65	25.67	22.43	25.43	24.17	22.76	274.28
61		NORTH AKRI	0.27	0.28	0.21	0.20	0.22	0.12	0.47	0.28	0.05	0.02	0.00	2.12
62		PANIRO	0.70	0.77	0.62	1.88	2.08	2.15	1.86	1.62	0.54	0.00	0.00	12.22
63		PIARO DEEP	35.22	31.05	25.63	21.94	19.82	18.49	19.25	13.67	15.12	11.21	12.83	224.23
64		PIARO DEEP BASAL	15.44	48.10	172.28	143.54	127.78	111.74	107.35	87.22	83.41	73.51	63.73	1034.10
65		QASIM DEEP	102.77	98.63	99.70	103.72	95.05	97.23	94.00	86.33	84.99	75.83	72.64	1010.89
66		RAHIM NORTH	25.64	10.95	1.42	0.00	0.00	0.00	0.87	0.36	0.00	0.00	0.00	39.24
67		RAHIM 1X	70.83	63.32	51.32	45.67	51.32	51.40	52.40	48.85	41.91	35.82	44.23	557.07
68		RAHIM 2X	9.84	10.44	10.08	12.32	13.20	11.80	11.07	14.08	15.94	11.60	12.90	133.27
69		RAJANI	2784.89	3281.22	2995.10	3684.56	4259.50	5189.40	4839.90	4289.80	4565.05	4664.69	4925.46	45479.57
70		RAGNI DEEP	19.85	19.93	16.23	16.85	16.73	12.27	15.41	13.45	8.31	8.99	8.27	156.29
71		SALEH	95.72	83.17	139.56	149.02	120.84	159.80	101.18	77.52	7.32	0.00	0.33	934.46
72		SAKHI DEEP	31.21	32.97	32.54	31.92	30.19	31.90	32.07	28.45	30.64	22.84	17.30	322.03
73		SAKHI SOUTH DEEP	1.19	1.17	1.11	1.10	1.15	1.16	1.17	1.05	1.14	0.38	0.00	10.62

Contd.

3.2 Production of Natural Gas

Unit:(MCF)

S.No	Company	Field	Jul,15	Aug,15	Sep ,15	Oct,15	Nov,15	Dec,15	Jan,16	Feb,16	Mar,16	Apr,16	May,16	Cumulative Total from July 2015
74		SAMAN	2.04	1.59	2.59	2.11	2.81	2.75	1.85	0.59	0.00	0.00	0.00	16.33
75		SALAMAT	991.81	1050.23	922.52	1033.39	1011.51	1030.22	1023.09	789.98	1007.82	914.32	979.02	10753.91
76		SAHU	0.00	0.00	0.00	0.00	0.00	0.00	0.00	0.00	0.00	16.81	6.47	23.28
77		SAJAN	92.08	129.06	112.40	133.69	130.21	144.79	120.47	0.00	0.00	0.00	0.00	862.70
78		SONRO	59.17	53.16	77.88	262.29	155.39	58.84	40.43	39.12	38.12	35.03	30.70	850.13
79		SOUTH MAZARI	6.38	9.42	6.67	7.08	4.89	11.39	8.06	9.69	10.80	5.15	4.94	84.47
80		SOUTH MAZARI DEEP	19.12	19.16	18.42	22.54	27.15	20.13	28.72	29.00	26.18	27.76	25.49	263.67
81		SOHRAB DEEP	2570.83	2637.75	2085.11	2292.33	2066.89	2103.88	2009.99	1637.11	1662.82	1474.43	1401.57	21942.71
82		SUMAR DEEP	156.39	145.53	112.99	144.69	135.81	185.36	148.98	132.25	121.07	104.27	123.75	1511.09
83		SOUTH BUZDAR DEEP	250.15	223.20	204.74	179.38	161.68	161.12	163.64	145.87	127.16	110.94	93.79	1821.67
84		SHEIKHANO	3.38	4.42	1.64	3.68	0.37	3.42	5.46	3.30	3.59	4.69	4.39	38.34
85		SHEIKHANO DEEP	0.39	0.27	0.15	0.23	3.29	0.33	0.08	0.00	0.00	0.00	0.00	4.74
86		SUTIARI DEEP	1541.34	1612.32	1649.46	1683.79	1599.92	1570.43	1644.98	1443.72	1196.47	1281.82	1141.31	16365.56
87		SUHRAT	32.76	42.87	34.61	32.48	30.61	31.27	32.86	29.05	29.07	19.93	32.78	348.29
88		TANDO GHULAM ALI	50.87	49.58	48.59	48.84	46.41	43.39	44.36	43.78	45.00	46.31	43.55	510.68
89		TANGRI	1.59	2.58	2.51	2.42	2.22	2.33	2.43	2.12	2.43	1.98	2.59	25.20
90		TANGRI DEEP	35.62	32.41	43.28	34.50	21.79	32.22	34.94	23.67	24.00	15.81	11.18	309.42
91		TAJEDI	0.21	0.14	0.15	0.18	0.17	0.10	0.47	0.28	0.17	0.21	0.19	2.27
92		THEBO	104.22	100.94	96.09	72.42	55.47	56.05	46.38	40.26	28.79	29.21	32.47	662.30
93		THARO	390.44	354.46	312.32	149.18	148.95	80.50	19.14	207.81	255.38	233.66	218.92	2370.76
94		TURK	54.03	54.57	52.56	51.25	46.28	53.81	78.59	69.70	72.05	67.64	67.45	667.93
95		TURK DEEP	223.91	207.54	213.35	215.02	198.98	200.27	183.21	162.86	145.17	121.33	106.61	1978.25
96		UMER	253.51	244.58	241.08	234.61	151.84	93.90	102.19	79.59	39.50	24.14	70.12	1535.06
97		USMAN	99.62	82.06	72.82	89.56	86.99	83.82	80.42	85.40	81.96	81.68	60.39	904.72
98		WASAYO	0.00	0.00	0.00	0.00	0.00	0.00	27.41	151.63	166.69	118.63	1.11	465.47
99		ZAUR	9.43	7.00	6.71	7.49	26.73	22.38	10.38	7.28	11.04	12.50	14.70	135.64
100		ZAUR WEST	0.00	4.58	2.92	1.59	1.41	0.43	1.29	1.17	1.48	0.49	0.97	16.33
101		ZAUR DEEP	2.65	1.43	2.43	1.15	0.00	1.29	0.39	0.25	3.29	0.00	3.46	16.34
		SUB TOTAL	14114.05	15194.72	14791.01	16209.79	15842.22	16254.73	15977.11	14375.08	15609.15	15361.04	15653.72	169382.62
102	ENI(PAK)	BHIT	6577.41	6372.22	5977.36	6055.45	5851.85	5828.58	5480.95	4909.82	5182.38	4859.05	4944.15	62039.22
103		BADHRA	4388.44	4266.28	4024.21	4052.38	3839.24	3848.79	3687.61	3390.21	3523.43	3113.89	3344.95	41479.43
104		KADANWARI	2511.47	2497.47	2196.06	2325.33	2165.90	2165.90	2102.71	1765.22	1739.86	1350.08	1454.28	22274.28
		SUB TOTAL	13477.32	13135.97	12197.63	12433.16	11856.99	11843.27	11271.27	10065.25	10445.67	9323.02	9743.38	125792.93
105	MPCL	KOONJ-1A	34.85	36.05	35.24	35.47	34.46	35.07	33.05	28.22	30.01	30.99	30.79	364.20
106		SUJJAL	397.38	395.46	329.55	390.77	385.08	326.65	296.91	225.55	220.66	375.74	382.47	3726.22
107		SUJAWAL	169.38	157.73	169.95	167.98	161.03	179.50	275.06	309.39	288.18	322.27	365.51	2565.98
108		MARI	19380.13	19204.45	18662.86	17849.43	16082.84	18091.64	18223.93	17664.15	18951.28	18647.39	19103.40	201861.50
		SUB TOTAL	19981.74	19793.69	19197.60	18443.65	16663.41	18632.86	18828.95	18227.31	19490.13	19376.39	19882.17	208517.90
109	OGDCL	BOBI	264.66	157.52	173.40	175.50	166.50	172.05	171.64	160.95	172.05	166.50	171.17	1951.94
110		BALUCH	0.00	0.00	0.00	11.10	30.50	44.90	52.17	55.10	71.75	65.80	68.50	399.82
111		CHAK 2	55.51	86.65	97.50	121.75	162.65	285.07	364.96	357.79	357.55	349.59	385.83	2624.85
112		CHAK 7A	6.99	7.13	12.71	17.91	19.55	19.70	22.84	23.66	20.41	16.87	18.76	186.53
113		CHAK 63	56.61	148.08	185.45	173.18	167.73	131.78	129.25	137.26	145.71	157.17	155.54	1587.76
114		CHAK 63 SOUTH EAST	34.95	62.37	81.64	68.75	78.52	71.86	80.13	97.61	118.27	130.80	132.70	957.60
115		CHAK 66NE	13.72	5.94	0.00	0.00	0.00	0.00	5.84	0.00	0.00	0.00	0.00	25.50
116		HAKEEM DAHO	392.27	474.70	429.65	312.05	379.24	424.68	351.15	391.97	432.05	325.62	338.39	4251.77
117		DACHRAPUR	286.09	284.67	274.28	282.09	271.81	245.81	243.84	229.65	253.55	243.74	247.86	2863.39
118		LALA JAMALI	0.00	0.00	0.00	0.00	0.00	0.00	0.00	0.00	0.00	0.00	31.00	31.00
119		JAKHRO	175.58	233.75	221.73	163.70	208.89	160.68	93.85	59.18	79.50	78.85	50.87	1526.58
120		NUR BAGHLA	141.28	134.28	124.20	119.28	108.40	108.38	102.68	93.90	131.20	131.70	125.75	1321.05
121		NOORAI JAGIR	0.00	0.00	18.35	42.01	103.34	183.21	197.29	176.02	177.41	159.80	161.91	1219.34
122		NIM	44.67	43.73	41.67	42.65	37.35	33.42	33.33	27.51	33.26	29.97	28.08	395.64
123		KUNNAR	567.15	560.85	377.55	399.75	387.60	400.52	400.52	382.76	413.90	401.16	415.41	4707.17

Contd.

3.2 Production of Natural Gas

Unit:(MCF)

S.No	Company	Field	Jul,15	Aug,15	Sep ,15	Oct,15	Nov,15	Dec,15	Jan,16	Feb,16	Mar,16	Apr,16	May,16	Cumulative Total from July 2015
124		KUNNAR PASAKHI DEEP	3251.56	3517.67	2793.32	3469.61	3364.26	3205.64	3573.44	2212.18	2534.83	2993.72	3460.28	34376.51
125		SARI HUNDI	51.85	49.62	50.94	52.50	45.34	39.85	37.48	30.64	28.93	44.68	14.40	446.23
126		QADIRPUR	11840.73	11047.91	11445.88	11702.44	11302.25	11541.45	11479.64	10151.73	10323.78	11151.19	11337.45	123324.45
127		PASAKHI	20.62	20.62	19.95	20.62	19.95	20.62	20.63	19.29	20.62	19.95	20.62	223.49
128		MARU-RETI	459.68	459.55	445.59	415.14	435.77	440.33	428.16	385.92	388.68	366.91	312.94	4538.67
		SUB TOTAL	17663.92	17295.04	16793.81	17590.03	17289.65	17529.95	17788.84	14993.12	15703.45	16834.02	17477.46	186959.29
129	OMV	MIANO	2805.00	3070.00	2697.00	2789.00	2714.00	2757.00	2845.00	3390.00	3433.00	3358.00	3297.00	33155.00
130		LATIF	2599.00	3396.00	3182.00	3234.00	3042.00	2849.00	2648.00	2220.00	2298.00	1994.00	1966.00	29428.00
131		SAWAN	2843.00	2827.00	2651.00	2671.00	2553.00	2596.00	2555.00	2471.00	2490.00	2344.00	2378.00	28379.00
132		TAJJAL	177.00	178.00	175.00	160.00	132.00	45.00	95.00	85.00	18.00	123.00	117.00	1305.00
		SUB TOTAL	8424.00	9471.00	8705.00	8854.00	8441.00	8247.00	8143.00	8166.00	8239.00	7819.00	7758.00	92267.00
133	PPL	CHACHAR	106.00	93.86	99.72	105.00	79.00	74.00	100.00	82.00	97.00	94.00	87.00	1017.58
134		ADAM	537.00	433.43	547.29	528.00	199.00	70.00	0.00	0.00	79.00	74.00	85.00	2552.72
135		ADAM WEST	0.00	0.00	0.00	0.00	340.00	506.00	585.00	542.00	492.00	456.00	432.00	3353.00
136		KANDHKOT	5803.00	5555.00	5377.71	5597.00	4505.00	2811.00	3952.00	2986.00	2754.00	3282.00	4775.00	47397.71
137		KINZA	74.00	70.38	30.45	0.00	0.00	0.00	0.00	0.00	0.00	0.00	0.00	174.83
138		SHAHDAD	0.00	0.00	139.36	226.00	211.00	239.00	235.00	223.00	211.00	215.00	235.00	1934.36
139		MAZRANI	137.00	116.77	128.00	131.00	126.00	128.00	129.00	118.00	128.00	123.00	126.00	1390.77
		SUB TOTAL	6657.00	6269.44	6322.53	6587.00	5460.00	3828.00	5001.00	3951.00	3761.00	4244.00	5740.00	57820.97
140	PEL	BADAR	370.61	376.37	358.35	369.42	352.38	356.88	355.63	322.29	354.90	382.97	503.88	4103.68
141		BLOCK-22	241.35	251.75	236.43	266.68	259.48	254.27	304.57	263.37	335.38	329.61	336.64	3079.53
		SUB TOTAL	611.96	628.12	594.78	636.10	611.86	611.15	660.20	585.66	690.28	712.58	840.52	7183.21
142	POGC	REHMAN	287.75	173.27	289.09	285.72	272.72	277.75	278.79	257.96	273.35	263.82	274.87	2935.09
		SUB TOTAL	287.75	173.27	289.09	285.72	272.72	277.75	278.79	257.96	273.35	263.82	274.87	2935.09
143	OMV MAURICE	MEHAR	741.99	628.63	560.46	570.55	531.80	447.35	380.48	422.84	471.71	377.91	267.01	5400.73
		SUB TOTAL	741.99	628.63	560.46	570.55	531.80	447.35	380.48	422.84	471.71	377.91	267.01	5400.73
		TOTAL	86179.69	86568.31	83095.80	85184.55	80207.16	81296.49	81905.49	74199.42	78787.10	78211.72	81534.22	897169.95
KHYBER .P.K														
1	OGDCL	CHANDA	95.74	91.27	111.20	91.57	90.37	92.71	97.71	85.14	89.02	84.65	80.68	1010.06
2		NASHPA	2579.36	2428.11	2576.93	2658.68	2572.61	2624.74	2629.66	2459.67	2627.28	2469.87	2533.25	28160.16
3		MELA	327.39	320.36	296.26	311.88	304.84	504.13	521.40	473.29	514.18	484.54	442.23	4500.50
		SUB TOTAL	3002.49	2839.74	2984.39	3062.13	2967.82	3221.58	3248.77	3018.1	3230.48	3039.06	3056.16	33670.72
4	MOL	MAKORI	27.90	23.11	27.00	31.89	29.10	28.58	26.86	24.47	26.94	25.08	26.26	297.19
5		MAKORI EAST	2254.21	1390.29	1968.48	2396.25	2556.10	2624.15	2527.89	2420.02	2604.32	2459.70	2615.16	25816.57
6		MAMIKHEL	973.80	971.44	949.00	1002.16	949.93	969.54	953.95	880.93	922.63	851.71	763.12	10188.21
7		MANZALAI	1951.11	1778.91	1523.77	1492.55	1352.48	1376.76	1350.22	1246.65	4062.28	3870.80	3876.53	23882.06
8		MARAMZAI	3050.07	3717.23	3898.00	4014.69	3920.06	4052.62	4064.61	3801.16	1312.92	1246.15	1136.79	34214.30
		SUB TOTAL	8257.09	7880.98	8366.25	8937.54	8807.67	9051.65	8923.53	8373.23	8929.09	8453.44	8417.86	94398.33
		TOTAL	11259.58	10720.72	11350.64	11999.67	11775.49	12273.23	12172.30	11391.33	12159.57	11492.50	11474.02	128069.05
BALUCHISTAN														
1	OGDCL	LOTI	568.89	550.63	563.92	684.95	744.70	755.24	750.77	637.59	856.80	852.11	884.04	7849.64
2		PIRKOH	410.35	400.28	388.30	391.02	356.80	361.40	363.60	319.80	356.55	333.30	347.90	4029.30
3		UCH	12377.80	12699.30	11666.20	8914.60	11618.80	12990.40	11625.20	9487.60	8645.10	10779.00	12079.60	122883.60
		SUB TOTAL	13357.04	13650.21	12618.42	9990.57	12720.30	14107.04	12739.57	10444.99	9858.45	11964.41	13311.54	134762.54
4	MPCL	ZARGHUM SOUTH	437.14	420.94	379.94	408.57	337.07	372.82	367.12	336.52	296.12	339.14	314.16	4009.54
		SUB TOTAL	437.14	420.94	379.94	408.57	337.07	372.82	367.12	336.52	296.12	339.14	314.16	4009.54
5	PPL	SUI	13328.00	13437.48	12839.10	13350.00	13244.00	13826.00	14062.00	12768.00	13567.00	13086.00	13263.00	146770.58
		SUB TOTAL	13328	13437.48	12839.1	13350	13244	13826	14062	12768	13567	13086	13263	146770.58
		TOTAL	27122.18	27508.63	25837.46	23749.14	26301.37	28305.86	27168.69	23549.51	23721.57	25389.55	26888.70	285542.66
		GRAND TOTAL	129017.48	129332.24	124674.92	#####	122490.04	126568.42	125672.01	113446.72	#####	119547.44	124306.05	1359057.42

3.3 Company Wise Production of Crude Oil and Natural Gas for the Month of May, 2016

Name of Company	Crude Oil (US Barrel)	Number of Oil Fields	% Share in Total Production	Natural Gas (MCFt)	Number of Gas Fields	% Share in Total Production
OGDCL	1304450	39	50.7	35707.35	35	28.7
PPL	209517	7	8.1	20487	8	16.5
MPCL	80347	6	3.1	20233.82	6	16.3
BHP	15114	1	0.6	3897.09	1	3.1
UEPL	232705	66	9.0	15653.72	84	12.6
OMV	3200	2	0.1	7758.00	4	6.2
Eni(Pak)	12324	3	0.5	9743.38	1	7.8
OMV Maurice	17371	1	0.7	267.01	1	0.2
OPL	20289	3	0.8	352.73	2	0.3
POL	43258	8	1.7	298.49	6	0.2
Dewan	2571	1	0.1	374.21	1	0.3
MOL	633556	5	24.6	8417.86	5	6.8
POGC	-	-	-	274.87	1	0.2
PEL	-	-	-	840.52	2	0.7
Total	2574702	142	100	124306.05	157	100

3.4 Province Wise Production of Crude Oil and Natural Gas for the Month of May, 2016

Province	Crude Oil (US Barrel)	Number of Oil Fields	% Share in Total Production	Natural Gas (MCFt)	Number of Gas Fields	% Share in Total Production
Punjab	462127	26	17.9	4409.1	23	3.5
Sindh	768157	105	29.8	81534.2	124	65.6
KPK	1342179	8	52.1	11474.0	8	9.2
Balochistan	2239	3	0.1	26888.7	5	21.6
Total	2574702	142	100.0	124306.05	160	100.0

Source: Directorate General of Petroleum concession
M/O Petroleum & Natural Resources Islamabad.

3.5 Production of Crude Oil, Natural Gas and Electricity

Year / Month		Crude Oil (000 Barrels)	Natural Gas (MCFT)	Total (Elec. Gen. Mn.Kwh)	Hydel	Thermal	Renewable	Nuclear
2010-11		24041	1471590	86873	31781	52376	---	2716
2011-12		24573	1558960	67272	28431	53571	---	5270
2012-13		27841	1505839	86190	29687	51950	---	4553
2013-14		31585	1493686	101524	31698	64924	---	4902
2014-15		34490	1465758	100318	32286	62415	802**	5617
2015	Apr	2799	125035	9680	3347	5799		534
	Jun	2682	122819	10345	3937	5920		488
	Jul	2730	129018	10996*	4497	5968	23	508
	Aug	2561	129332	10664*	4353	6020	34	257
	Sep	2602	124675	9932*	4112	5571	26	223
	Oct	2724	124743	8287*	2467	5553	19	248
	Nov	2699	122489	6696*	2266	4141	18	271
	Dec	2789	126568	7358*	1755	5315	28	260
2016	Jan	2706	125672	7564*	837	6367	28	332
	Feb	2532	113447	7134*	2166	4461	34	473
	Mar	2677	119259	7487*	1815	5147	18	507
	Apr	2555	119547	8842*	2350	5962	23	507
	May	2575	124306	11178*	3550	7088	34	506

* = Provisional

** = Figure taken from Hydrocarbon Development Institute of Pakistan

Source i) Directorate General of Petroleum concession
M/O Petroleum & Natural Resources Islamabad
ii) Electricity Generating Establishments

3.6 Mineral Production

(Thousand Tonnes)

Year	Month	Arg Clay	Coal	Gypsum	Lime Stone	Marble	Rock Salt	Silica Sand
2010-11		4484	3292	885	32021	1133	1954	301
2011-12		4562	3179	1260	35016	1751	2136	270
2012-13		4513	2813	1250	38932	2360	2160	356
2013-14		4935	3340 r	1326 r	38787 r	2920 r	2220	298 r
2014-15		5097	3408 r	1417	40470 r	2874 r	2136	268 r
2015	May	564	306	148	3734	284	202	24
	Jun	425	244	118	3452	209	224	28
	Jul	300	216	156	4202	190	307	20
	Aug	449	237	137	3159	318	309	35
	Sep	481	269	177	3836	295	304	32
	Oct	442	299	155	4011	292	278	37
	Nov	499	201	165	3940	397	295	34
	Dec	444	288	178	4418	394	263	36
2016	Jan	360	436	147	3864	500	303	32
	Feb	401	312	159	3974	582	328	36
	Mar	605	368	172	4705	474	307	30
	Apr	535	369	131	4582	460	245	28
	May	462	419	140	4205	499	323	44

Source: Provincial Directorates of Mines & Minerals Punjab,
Sindh, KPK, Balochistan & FATA.

3.6 Mineral Production

(Tonnes)

Year	Month	Barytes	Bauxite	Bentonite	Calcite	Chalk	China Clay	Copper Ore	Copper Blister	Chromite	Dolomite	Emerald (Unit: Gram)	Feldspar	Fire Clay
2010-11		31836	9033	30840	607	1100	16055	-	15672	148034	240111	750	23254	274042
2011-12		48510	30223	16520	170	2749	21555	-	17931	179203	198392	236	53235	408187
2012-13		118471	25288	26077	550	810	22917	-	12285	136443	335819	695	38218	454645
2013-14		133658 r	31156	40374 r	562 r	1005	16191	2919 r	8930 r	85585 r	720633 r	923 r	92672 r	465251 r
2014-15		205005 r	24689	23283 r	1694	515	18956	149	282161	101762 r	222378 r	3152 r	38568	404945 r
2015	May	3456	1826	1132	-	-	2435	-	-	10987	10570		2492	42765
	Jun	2940	1787	513	-	0	2025	-	-	7993	8218		5270	40267
	Jul	1603	2350	2577	280	40	720	0	2389	4737	29535 r	125	12552	46449 r
	Aug	3665	3019	2461	56	60	3383	0	0	5347 r	29650 r	350	22459	53471
	Sep	1230	1076	2903	70	0	2077	0	0	6086	73661 r	227	19833	40893
	Oct	22529	1225	13862	42	0	1054	0	0	9632	37905 r	261	16955	37189
	Nov	16138	2713	2028 r	98	0	1527	0	0	10454	73280	322	17791	42638
	Dec	24942	7596	2531	112	81	1539	0	0	9440	34080 r	339	34637	37471
2016	Jan	28053	6062	2575	140	0	1886	0	0	3706	68075	320	34697	41447
	Feb	17263	4743	2299	154	0	1682	0	0	2761	90732	295	31891	34871
	Mar	16596	4741	2445	112	50	1545	0	0	4178	70301	217	26511	48568
	Apr	6567	8476	2409	168	0	1298	0	0	3764	84872	230	25393	61808
	May	10818	7664	3134	154	0	2397	0	0	4828	97741	196	41000	52362

3.6 Mineral Production

(Tonnes)

Year	Month	Flourite	Fullers Earth	Iron ore	Laterite	Magnesite	Magnese	Ocher	Ord Sand/Bajri Sand	Ordinary Stone	Quartz crystal, (Quartz + Quartzite)	Soap Stone	Sulphur
2010-11		3156	4180	329100	298994	4908	785	36078	-	6685	56008	47561	27645
2011-12		6859	6906	384893	293625	5444	345	42107	-	6540	41355	55515	25560
2012-13		13344	4259	408604	328067	6705	290	37769	2141	4890	67107	93214	20610
2013-14		7500	6397	197074 r	448898 r	3770	4130 r	32634	3500	2895	92267	89022 r	35672
2014-15		5960 r	8005	328702 r	427129 r	4581 r	4890 r	33909	2490	2155	38037	116223 r	19730
2015	May	234	857	18785	41134	96	340	3891	-	200	-	12158	148
	Jun	174	808	16851	30837	304	120	1189	-	-	-	7413	269
	Jul	150	253	25846	28573 r	64 r	0	1906	0	250	3194	9682	1071
	Aug	290	523	17416	66634	4026 r	0	3002	0	300	8336	8563	840
	Sep	1180	2171	25757	49643	4955	0	4285	0	80	9183	9413	1100
	Oct	1972	498	58084 r	61156	5275	0	10260	0	0	6931	9659	327
	Nov	1032	1177	34923	51601	5629	0	7053	3205	0	2849	11361	623
	Dec	830	656	37849	89423 r	3010	0	2709	3305	0	9405	13712	1532
2016	Jan	1375	948	34660	84768	2672	0	2360	0	0	9029	12856	1555
	Feb	1226	1433	40617	69148	1366	70	6827	0	0	8454	14020	1459
	Mar	524	1811	36575	45229	2690	0	5854	0	0	8347	8349	1165
	Apr	497	1345	41131 r	41184	2229	0	5626	0	0	9401	11634	1072
	May	240	1394	40838	60733	1468	0	10313	4779	0	9665	11037	1754

Source: Provincial Directorates of Mines & Minerals Punjab,
Sindh, KPK, Balochistan & FATA.

4. HEALTH

4.1(a) Monthly Immunization Coverage Number of doses administered (0-11 months)children during 2015

Month(s)	BCG	OPV-0	OPV-1	OPV-2	OPV-3	IPV
Jan	502176	421923	482507	444166	435668	318011
Feb	501766	413988	493864	461716	444755	325668
Mar	477669	395338	514010	483116	468293	135388
Apr	434759	345506	487500	469752	458076	383000
May	402636	324437	390880	385663	381559	338129
Jun						
Jul						
Aug						
Sep						
Oct						
Nov						
Dec						
Total	2319006	1901192	2368761	2244413	2188351	1500196

Contd.

4.1(a) Monthly Immunization Coverage
Number of doses administered (0-11 months)children during 2015

Month(s)	Pentava- lent-1	Pentava- lent-2	Pentava- lent-3	Pneumo-1	Pneumo-2	Pneumo-3	Measles-1
Jan	482382	446002	435745	479952	444436	433313	427483
Feb	495984	461544	444500	496368	460891	444380	427130
Mar	510722	483235	467957	512934	483067	468566	461428
Apr	486576	468801	457099	480384	469024	458212	478804
May	390938	384912	381851	386610	383405	380605	403909
Jun							
Jul							
Aug							
Sep							
Oct							
Nov							
Dec							
Total	2366602	2244494	2187152	2356248	2240823	2185076	2198754

Source : National Institute of Health, Islamabad.

4.1(b) Monthly Immunization Coverage
Number of doses administered (12-23 Months) children during 2016

Month	BCG	OPV-1	OPV-2	OPV-3	Pentava- lent-1	Pentava- lent-2	Pentava- lent-3	Pneumo-1	Pneumo-2	Pneumo- 3	Measles-2
Jan	291	21	24	35	21	24	35	3	0	0	350935
Feb	874	734	569	678	734	569	731	6	4	3	370272
Mar	96	1617	1133	1100	1596	1118	1088	2	2	2	402196
Apr	77	971	859	988	971	859	988	2	6	6	405756
May	32	927	748	747	927	748	747	0	2	6	334602
Jun											
Jul											
Aug											
Sep											
Oct											
Nov											
Dec											
Total	1370	4270	3333	3548	4249	3318	3589	13	14	17	1863761

BCG = Bacillus of Chalmette and Guerin
 OPV = Oral Polio Vaccine

Source : National Institute of Health, Islamabad.

**4.1(c) Monthly Immunization Coverage
Number of TT doses administered to women during 2016**

MONTH	Pregnant Women					Childbearing age women				
	TT1	TT2	TT3	TT4	TT5	TT1	TT2	TT3	TT4	TT5
Jan	359337	308399	30488	8007	4193	17768	12649	8592	2335	1118
Feb	369976	309473	29053	7521	5152	30247	21205	13193	4435	1702
Mar	395273	332035	31001	8270	4688	20380	14121	9446	2959	1385
Apr	403705	331730	32830	8548	5244	21852	14759	10140	2754	1409
May	338924	291178	23814	7242	4137	13024	10499	4658	1792	1031
Jun										
Jul										
Aug										
Sep										
Oct										
Nov										
Dec										
Total	1867215	1572815	147186	39588	23414	103271	73233	46029	14275	6645

TT = Tetanus Toxioid

Source : National Institute of Health, Islamabad.

4.2 Monthly Report on HIV Treatment Centres May, 2016

S. No	Centre Name	Male		Female		Children		Transgender		Total	Total on ART
		Total	On ART	Total	On ART	Total	On ART	Total	On ART		
Federal											
1	PIMS, Islamabad	1961	897	372	256	43	42	7	5	2383	1200
Punjab											
2	Combined Military Hospital, Rawalpindi	22	22	0	0	0	0	0	0	22	22
3	Mayo Hospital, Lahore	631	298	71	46	6	1	20	3	728	348
4	Services Hospital, Lahore	317	223	122	99	32	8	0	0	471	330
5	Peaditric Unit, Services Hospital, Lahore	0	0	0	0	238	162	0	0	238	162
6	Shaukat Khanum Hospital, Lahore	255	239	174	153	16	1	0	0	445	393
7	Jinnah Hospital, Lahore	1091	613	250	161	0	0	45	27	1386	801
8	DHQ Hospital, Sargodha	487	164	51	26	12	4	0	0	550	194
9	DHQ Hospital, D.G Khan	1429	1095	315	235	53	55	4	3	1801	1388
10	Allied Hospital, Faisalabad	958	764	90	80	0	0	1	1	1049	845
11	Aziz Bhatti Hospital, Gujrat	631	405	299	220	0	0	0	0	930	625
Sindh											
12	Civil Hospital, Karachi	3480	1468	298	207	27	0	55	20	3860	1695
13	Peaditric Unit, Civil Hospital, Karachi	0	0	0	0	90	53	0	0	90	53
14	Indus Hospital, Karachi	437	240	97	56	0	0	7	5	541	301
15	Aga Khan Hospital, Karachi	0	0	0	0	43	33	0	0	43	33
16	Chanka Medical College Hospital, Larkana	942	725	206	173	16	6	29	23	1193	927
Khyber Pakhtunkhwa											
17	Hayatabad Medical Complex, Peshawar	1681	1218	512	395	85	44	4	4	2282	1661
18	KDA Hospital, Kohat	208	147	99	81	15	10	0	0	322	238
Balochistan											
19	Bolan Medical Complex, Quetta	303	193	67	53	10	9	3	0	383	255
20	ART Center, Turbat	169	89	25	18	8	3	0	0	202	110
Total		15002	8800	3048	2259	694	431	175	91	18919	11581

Source:- National Aids Control Programme, NIH, Islamabad.

4.3(a) Register Veterinary Medical Practitioner With PVMC- 2016

RVMP Registration for the year of 2016	Male	Female	D.V.M	M.Sc	M.Phil	Ph.D	Total
Jan	58	10	68	Nil	Nil	Nil	68
Feb	98	10	107	Nil	Nil	1	108
Mar	100	10	110	Nil	Nil	Nil	110
Apr	30	3	32	1	Nil	Nil	33
May	61	5	66	Nil	Nil	Nil	66
Jun							
Jul							
Aug							
Sep							
Oct							
Nov							
Dec							
Total	347	38	383	Nil	Nil	1	385

Total RVMP Registered since 1st January 2016 to 31st March 2016=286
 Total RVMP Registered since 30th May 2000 to 31st March 2016= 10408

Source:- Pakistan Veterinary Medical Council, Islamabad.

4.3(b) Registered Animal Husbandry Graduate With PVMC- 2016

RVMP Registration for the year of 2016	Male	Female	B.Sc. (Hons) A.H	M.Sc.	Ph.D	Total
Jan	Nil	Nil	Nil	Nil	Nil	Nil
Feb	Nil	Nil	Nil	Nil	Nil	Nil
Mar	Nil	Nil	Nil	Nil	Nil	Nil
Apr	Nil	Nil	Nil	Nil	Nil	Nil
May	Nil	Nil	Nil	Nil	Nil	Nil
Jun						
Jul						
Aug						
Sep						
Oct						
Nov						
Dec						
Total	Nil	Nil	Nil	Nil	Nil	Nil

Total RAHG Registered since 1st January 2016 to 29th February 2016=Nil Source:- Pakistan Veterinary Medical Council, Islamabad.
Total RAHG Registered since 30th May 2000 29th February 2016= 486

4.4 Tuberculosis Report (FTI) (Apr-Jun, 2016)

Provinces/Regions	TB Cases NSS+	CDR SS+**	TB All Types			CDR Total	% Treatment Success Rate* (TSR)
			Male	Female	Total		
Punjab	23289	66	31472	30507	61979	93	NA
Sindh	8812	55	10149	9815	19964	66	NA
K.P.K	3912	43	6055	6484	12539	73	NA
Balochistan	1019	29	1198	1470	2668	40	NA
F.A.T.A	372	24	588	630	1218	41	NA
Gilgit Baltistan	86	19	336	486	822	94	NA
AJK	567	30	825	839	1664	46	NA
ICT	154	37	423	324	747	95	NA
Pakistan	38211	56	51046	50555	101601	79	NA

CDR : Case Deduction Rate
SS+ Sputum Smear Positive

* Available One Year Lag

** Based on revised WHO estimates.

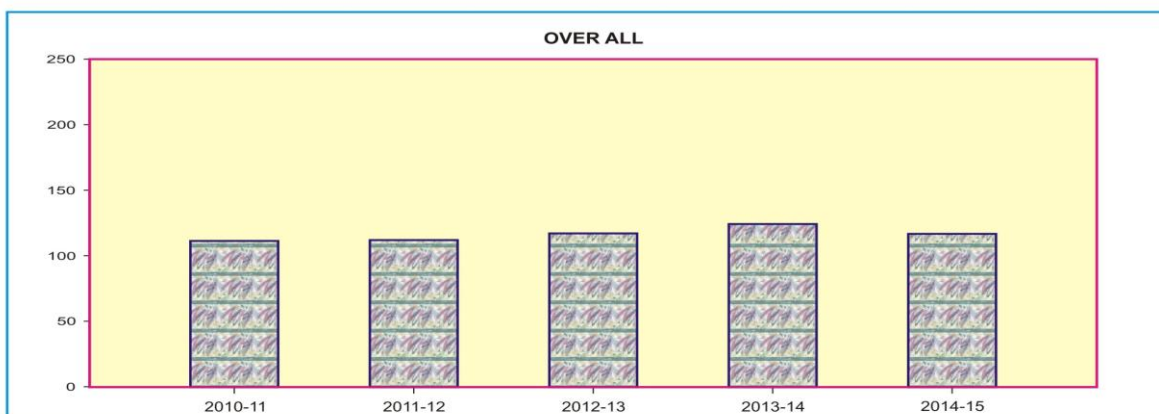
Source: National TB Control Programme NIH, Islamabad.

5. MANUFACTURING

5.1 Quantum Index Numbers of Large-Scale Manufacturing Industries

Year/month	Manufacturing (Over all)	Selected Items						
		Vegetable Ghee	Tea Blended	Cigarettes	Cotton Yarn	Cotton Cloth	Jute Goods	Paper & Board
(2005-06=100)								
2010-11	111.14	94.81	103.43	101.97	115.43	112.89	89.16	95.79
2011-12	112.44	95.76	118.91	96.60	116.03	113.23	90.03	116.64
2012-13	117.35	98.88	141.83	105.05	120.16	113.86	98.39	135.35
2013-14	123.68	102.92	160.00	100.54	130.52	114.64	97.34	150.82
2014-15	117.04	102.75	184.39	97.71	131.94	114.73	90.32	150.24
2015 May	127.22	108.10	163.04	127.58	132.97	115.25	86.37	128.06
Jun	122.60	109.36	161.49	30.87	133.06	114.98	79.67	135.65
Jul	115.73	105.14	185.89	61.44	133.73	115.55	60.46	88.85
Aug	123.88	108.31	207.58	100.75	133.58	115.51	81.67	148.32
Sep	122.35	104.36	200.28	83.35	133.92	115.38	67.23	136.55
Oct	124.32	109.49	213.53	75.23	134.15	115.44	70.53	147.61
Nov	123.69	105.39	232.75	72.93	133.89	114.85	69.39	127.76
Dec	140.65	109.28	237.15	69.36	133.92	114.98	61.24	112.40
2016 Jan	153.45	110.29	243.23	116.75	133.99	115.05	44.85	146.61
Feb	145.03	106.45	231.23	109.34	132.50	114.32	35.19	152.12
Mar	156.38	109.50	229.09	113.34	133.21	114.85	30.79	147.92
Apr	130.00	107.66	204.66	124.98	133.89	114.58	39.79	144.43
May	125.89	106.05	207.51	68.37	134.11	115.05	38.44	120.22

QUANTUM INDEX NUMBERS OF LARGE - SCALE
MANUFACTURING INDUSTRIES



5.1 Quantum Index Numbers of Large-Scale Manufacturing Industries

Year/month	Selected Items				
	Cement	Auto Mobile	Fertilizers		
			Nit Fertilizer	Phos Fertilizer	Total
(2005-2006=100)					
2010-11	154.69	103.80	93.26	126.93	96.29
2011-12	159.22	107.31	93.91	121.21	96.37
2012-13	167.29	93.54	88.40	133.94	92.49
2013-14	169.24	91.15	104.81	137.52	107.75
2014-15	173.37	112.59	108.90	150.60	112.66
2015 May	187.91	136.57	108.77	183.03	115.45
Jun	186.49	129.48	121.11	178.15	126.24
Jul	136.91	114.69	128.20	173.22	132.25
Aug	177.44	141.81	123.63	182.68	128.95
Sep	183.58	127.46	120.87	169.45	125.24
Oct	171.82	133.84	133.38	179.99	137.57
Nov	204.40	134.00	125.39	162.70	128.75
Dec	202.78	126.98	125.59	170.03	129.59
2016 Jan	191.86	143.11	118.53	99.45	116.81
Feb	195.09	113.47	118.95	153.51	122.06
Mar	211.05	133.79	128.32	154.88	130.71
Apr	210.67	138.47	127.71	154.41	130.11
May	212.09	139.20	119.95	159.46	123.51

Source:- Ministry of industries.

Contd.

5.2 Production of Manufacturing Items

Year / Month	Vegetable Ghee (i)		Sugar (i)		Tea Blended (ii)	
	No. of reporting factories	Production (Tonnes)	No. of reporting factories	Production (Tonnes)	No. of reporting factories	Production (Tonnes)
2011-12	87	1102861	78	4634093	5	75628
2012-13	87	1138754	78	5073501	5	90201
2013-14	87	1185215	78	5582353	5	101758
2014-15	87	1184760	84	5149776	10	117270
2015 May	94	103746	84	24696	10	8641
Jun	94	104948	84	0	10	8559
Jul	94	100903	84	0	10	9852
Aug	94	103947	84	0	10	11002
Sep	94	100153	84	0	10	10615
Oct	94	105079	84	0	10	12271
Nov	94	101141	84	8148	10	12326
Dec	94	104879	84	916583	10	12569
2016 Jan	94	105848	84	1441722	10	12891
Feb	94	102164	84	1157607	10	12255
Mar	94	105083	84	1425593	10	12142
Apr	94	103322	84	132455	10	10847
May	94	101777	84	32791	10	10998

Contd.

5.2 Production of Manufacturing Items

Year/month	Beverages (i)		Cigarettes (ii)	
	No. of reporting factories	Production (000 litres)	No. of reporting factories	Production (Million Nos.)
2010-11	53	1491978	14	65403
2011-12	53	1813294	14	61954
2012-13	53	2078683	14	67377
2013-14	53	2551646	14	64482
2014-15	48	2955748	7	62667
2015 May	48	317731	7	6819
Jun	48	297302	7	1650
Jul	48	338848	7	3284
Aug	48	289213	7	5385
Sep	48	297891	7	4455
Oct	48	269117	7	4021
Nov	48	184941	7	3898
Dec	48	159004	7	3707
2016 Jan	48	163224	7	6240
Feb	48	208576	7	5844
Mar	48	262459	7	6058
Apr	48	307707	7	6680
May	48	338240	7	3654

* In the new base 2005-06 Beverages has been replaced by soft drinks, juices, syrups and squashes and liquors.

Source: (i) Provincial Bureaux of Statistics
(ii) Ministry of Industries

5.2 Production of Manufacturing Items

Year/Month	No. of reporting factories	Cotton Textiles (Mills sector)												
		Capacity installed			Capacity worked			Spindle hours worked (Mn. No.)	Looms hours worked (Mn.No.)	Rotors hours worked (Mn.No.)	Consumption of Raw Cotton (Tonnes)	Total Yarn Production (Tonnes)	Surplus Yarn (Tonnes)	Total Production of Cloth(000) (Sq.m)
		No. of Spindles (000)	No. of Looms (000)	No. of Rotors (000)	No. of Spindles (000)	No. of Looms (000)	No. of Rotors (000)							
2011-12	433	11762392	7170	196514	10660925	4900	138775	6401.01	2	40	2964350	2954630	2857.29	1023350
2012-13	447	11945958	7723	213892	10871886	4899	150034	6425.1	2	41	309696	3059976	2960.87	1029090
2013-14	411	13184340	7934	185387	10998890	5890	125420	6601.98	2	41	3372364	3323655	3222.13	1036100
2014-15	411	13184340	7934	185387	11057945	5234	113323	6559.47	2	41	3405727	3359978	3358.35	1036950
2015 May	411	13184340	7934	185387	10308707	5607	113966	6610	2	41	223070	282169	252.27	86800
Jun	411	13184340	7934	185387	11037945	5234	113323	6559	2	41	236841	282369	252.28	86600
Jul	411	13184340	7934	185387	9896753	4840	102256	6383	2	40	-	283780	275.1	87033
Aug	411	13184340	7934	185387	9897873	4785	103179	6384	2	41	-	283479	274.79	87000
Sep	411	13184340	7934	185387	9893706	4755	104647	6381	2	41	-	284185	275.5	86900
Oct	411	13184340	7934	185387	10001567	4826	108009	6451	2	41	-	284685	276	86950
Nov	411	13184340	7934	185387	10085159	4910	108230	6504	2	41	-	284135	275.45	86500
Dec	411	13184340	7934	185387	10169735	4940	108221	6559	2	41	-	284185	275.5	86600
2016 Jan	411	13184340	7934	185387	10171194	4914	106054	6560	2	40	-	284335	275.65	86650
Feb	411	13184340	7934	185387	10185399	4905	106493	6569	2	40	-	281185	272.5	86100
Mar	411	13184340	7934	185387	10232372	5143	109180	6599	2	41	-	282685	274	86500
Apr	411	13184340	7934	185387	10521694	5248	111522	6786	2	42	-	284135	275	86300
May	-	-	-	-	-	-	-	-	-	-	-	284585	-	86650

Source: Textile Commissioner Organization Karachi

Contd.

5.2 Production of Manufacturing Items

Year / Month	Cotton Cloth (Mills Sector) (Thousand square metres)															Grand Total
	Fine					Medium					Coarse					
	Grey	Blea-ched	Dyed & Printed	Blen-ded	Total	Grey	Blea-ched	Dyed & Printed	Blend-ed	Total	Grey	Blea-ched	Dyed & Printed	Blend-ed	Total	
2011-12	332778	34566	80544	43324	491212	115062	51629	180058	4842	351591	116798	21582	37534	5542	181456	1024259
2012-13	330442	41820	85695	40890	498847	119658	53870	173116	4551	351195	115010	34699	23524	5815	179048	1029090
2013-14	331866	42582	88206	41322	503976	122718	55810	172038	6834	357400	116574	30150	18442	9558	174724	1036100
2014-15	331986	42702	88326	41442	504456	122838	55834	172146	7266	358084	116706	29154	18058	10492	174410	1036950
2015 May	27698	3591	7393	3486	42168	10269	4685	14373	638	29965	9758	2463	1537	909	14667	86800
Jun	27681	3574	7376	3469	42100	10252	4672	14356	621	29901	9741	2446	1520	892	14599	86600
Jul	27717	3610	7412	3505	42244	10288	4708	14392	657	30045	9777	2482	1556	929	14744	87033
Aug	27714	3607	7409	3502	42232	10285	4705	14389	654	30033	9774	2479	1556	926	14735	87000
Sep	27706	3599	7401	3494	42200	10277	4697	14381	646	33301	9766	2471	1548	922	14707	86908
Oct	27710	3603	7405	3498	42216	10285	4701	14385	650	30021	9770	2475	1552	926	14723	86960
Nov	27672	3565	7367	3460	42064	10247	4663	14347	612	29869	9732	2433	1514	888	14567	86500
Dec	27678	3577	7379	3472	42106	10262	4669	14353	618	29902	9739	2439	1520	894	14592	86600
2016 Jan	27681	3580	7382	3475	42118	10265	4672	14356	621	29914	9752	2442	1523	901	14618	86650
Feb	27634	3533	7335	3428	41930	10218	4625	14309	574	29726	9705	2409	1476	854	14444	86100
Mar	27566	3465	7267	3390	41688	10173	4587	14261	536	29557	9657	2351	1431	816	14255	85500
Apr	27549	3448	7250	3373	41620	10156	4570	14244	519	29489	9644	2334	1414	799	14191	85300
May	-	-	-	-	-	-	-	-	-	-	-	-	-	-	-	-

Source: Textile Commissioner's Organization.

Contd.

5.2 Production of Manufacturing Items

Year / month	No. of reporting factories	Jute Textiles								
		Capacity installed		Capacity worked		Production (Tonnes)				Raw Jute consumed (Bales)
		No. of Spindles	No. of Looms	No. of Spindles	No. of Looms	Total	Hessian	Sacking	Others	
2011-12	8	36172	1851	25085	972	94087	15960	67138	10989	44661
2012-13	8	36392	1755	23759	974	102820	12748	77188	12884	57118
2013-14	5	24200	1091	20185	880	101722	15142	71339	15241	41582
2014-15	5	24544	1092	20607	847	94392	13126	64840	16426	40107
2015 May	10	24544	1092	21505	884	7522	890	5432	1200	47436
Jun	10	24544	1092	20607	847	6938	1189	4662	1087	40107
Jul	10	24472	1091	21401	965	5265	1051	3356	858	32743
Aug	10	24272	1108	21535	866	7112	1408	4509	1195	32676
Sep	10	24272	1108	22661	892	5855	1073	3713	1069	32676
Oct	10	24272	1108	20521	800	6142	1285	3331	1526	37681
Nov	10	24272	1108	20205	799	6043	1248	3296	1499	37185
Dec	10	24272	1134	20202	816	5333	1383	2829	1121	37158
2016 Jan	10	24272	1134	19699	825	3906	1381	1646	879	24946
Feb	10	24272	1134	12440	601	3065	1162	1351	552	16715
Mar	10	24272	1134	12976	568	2681	981	1064	636	36087
Apr	10	24272	1134	7415	534	3465	760	1535	1170	35243
May	10	24272	1134	7564	523	3348	770	1858	720	38267

Contd.

5.2 Production of Manufacturing Items

Year/month	Paper		Paper Board	
	No. of reporting factories	Production (Tonnes)	No. of reporting factories	Production (Tonnes)
2010-11	19	228675	12	206065
2011-12	19	246342	12	283025
2012-13	19	232361	12	381938
2013-14	19	218655	12	465845
2014-15	36	203994	21	415657
2015 May	36	15743	21	32688
Jun	36	17621	21	33684
Jul	36	13993	21	19612
Aug	36	22269	21	33826
Sep	36	19002	21	32642
Oct	36	21161	21	34667
Nov	36	17462	21	30859
Dec	36	19698	21	22811
2016 Jan	36	18074	21	37374
Feb	36	22046	21	35486
Mar	36	19361	21	36581
Apr	36	22019	21	32605
May	36	18120	21	27346

Contd.

5.2 Production of Manufacturing Items

Year / month	Chemicals (Tonnes)				
	No. of reporting factories	Soda Ash (i)	Caustic Soda (i)	Sulphuric Acid (ii)	Chlorine Gas (ii)
2010-11	2	378048	172031	114773	15157
2011-12	2	370743	179097	100403	15770
2012-13	2	366238	182869	89431	15495
2013-14	2	409148	167465	85348	14960
2014-15	2	437106	183952	70229	17355
2015 May	2	37384	18661	7673	1337
Jun	2	35870	17796	7135	1337
Jul	2	38794	21353	4953	1289
Aug	2	36553	20356	10680	1381
Sep	2	37488	18968	11726	1402
Oct	2	39541	17631	6004	1427
Nov	2	40898	18118	6117	1421
Dec	2	42260	14014	5767	1418
2016 Jan	2	40618	16390	4982	1364
Feb	2	31354	15248	4728	1350
Mar	2	38098	19890	5059	1338
Apr	2	40742	21044	5092	1216
May	2	41927	22988	5006	1464

Contd.

5.2 Production of Manufacturing Items

Year/ month	Chemical Fertilizers (Tonnes) (i)						Paints & Varnishes Solid(ii)		Paints & Varnishes Liquid (ii)	
	No. of reporting factories	Urea	Super Phosphate	Ammonium Nitrate	Nitro Phosphate	DI.Amm. Phosphate	No. of reporting factories	Production (Tonnes)	No. of reporting factories	Production (000 Ltrs.)
2010-11	11	4552068	173250	275061	252335	663782	-	25673	-	48924
2011-12	11	4470662	114727	432290	337624	622649	-	23026	-	38371
2012-13	11	4215088	79304	401270	291922	729917	-	28048	-	40528
2013-14	11	4930283	87754	519104	447168	693142	-	37236	-	43077
2014-15	11	5073083	63583	569182	501901	754853	22	48631	20	54028
2015 May	14	395415	7208	74246	65555	71840	22	5063	20	4640
Jun	14	453729	7903	68445	63076	69757	22	5332	20	4944
Jul	14	496092	4792	55730	56682	71024	22	4505	20	4606
Aug	14	467534	5322	62107	65076	72436	22	4526	20	4817
Sep	14	461709	7819	58728	59165	67549	22	4527	20	4747
Oct	14	506885	7281	66803	61677	69942	22	4323	20	4847
Nov	14	498904	7712	45114	33691	71054	22	4628	20	4851
Dec	14	469338	3218	72452	65810	65323	22	4055	20	4750
2016 Jan	14	444915	2928	70534	60717	30048	22	4510	20	4926
Feb	14	457990	9504	58519	49746	61555	22	4264	20	4759
Mar	14	516554	0	41068	36929	70855	22	4117	20	4497
Apr	14	515892	7192	38269	34901	68811	22	4572	20	4729
May	14	482567	7675	38834	36080	72143	22	4750	20	4495

Source: (i) M/o. Industries & Production.
(ii) Provincial Bureau of Statistics.

Contd.

5.2 Production of Manufacturing Items

Year/Month	No. of Reporting Refineries	Petroleum Products (000 Ltrs.)											
		Jet Fuel	Kerosene	Motor Spirit	High Speed Diesel	Diesel Oil N.O.S.	Furnace Oil	Lubricating Oil	Jute Batching Oil	Solvent-Neptha	L.P.G.	Petroleum Products N.O.S.	Total Petroleum Products
2010-11	4	1054216	143637	1695852	3851414	51700	2566930	221456	3356	1052751	343250	289826	11274387
2011-12	4	890346	156877	1687118	3828574	30230	2282991	234177	3526	923630	341611	264025	10643104
2012-13	4	936028	179871	2056737	4583975	40041	2777820	224823	3489	898671	420457	272492	12394404
2013-14	4	995514	175699	2171499	5088237	60893	3041178	224608	2789	1008195	380597	279584	13428792
2014-15	4	1032079	218450	2195500	5327291	56827	3121192	209475	2666	1382571	382403	296135	1422589
2015 May	4	91225	21471	192192	502998	5580	281958	20020	287	132841	35058	31700	1315330
Jun	4	87368	18573	185827	489073	3535	273027	19360	255	134963	32924	32977	1277881
Jul	4	79807	23758	189988	461112	6744	271578	20683	125	108261	28356	23816	1214228
Aug	4	89442	23341	194340	451601	3959	262688	17677	266	114278	33458	36078	1227127
Sep	4	92197	13729	201743	484759	2673	284669	18455	124	107141	36241	40783	1282515
Oct	4	88841	9855	198946	454435	3628	304349	20081	219	105934	34386	37307	1257982
Nov	4	88147	12836	193232	433872	3036	249841	20455	123	97235	35582	36623	1172804
Dec	4	99518	16616	194290	464865	2717	288771	19738	163	103605	43794	34505	1268583
2016 Jan	4	89930	13699	151133	388182	3108	262127	21000	82	99283	38599	27148	1094291
Feb	4	87751	11947	162245	404480	1974	242229	19556	230	99512	38614	33319	1101856
Mar	4	101968	11544	179163	411239	2632	238961	17652	0	108985	40188	31282	1143615
Apr	4	96042	14523	177547	416174	990	214954	17459	191	105466	38208	34914	1116469
May	4	70225	14895	177155	396598	1566	220148	21426	169	48452	34581	39375	1060590

Source:- Oil Companies Advisory Committee.

Contd.

5.2 Production of Manufacturing Items

Year/month	Manufacture/Assembly of Automobiles (Nos.) (i)							Bicycles (ii)	
	Cars	Jeeps (4x4)	Light commercial vehicles	Trucks	Buses	Motor Cycles	Tractors	No. of reporting factories	Production (Nos.)
2010-11	133972	883	19142	2810	490	1638457	70855	5	345272
2011-12	154255	451	20929	2597	568	1649532	48152	5	262096
2012-13	120332	1475	14517	1923	522	1675071	50871	5	232979
2013-14	116281	1217	17477	2674	559	1728137	34524	5	203669
2014-15	152524	1109	28189	4039	575	1777251	48883	3	210931
2015 May	15783	107	3599	541	60	162868	4141	3	18409
Jun	15096	47	3395	345	40	171176	3551	3	18909
Jul	12994	82	3070	323	62	155325	2721	3	15464
Aug	16802	130	3840	426	94	178748	2573	3	16020
Sep	15337	75	3568	378	66	163144	2022	3	15419
Oct	15615	54	3587	353	109	173803	2418	3	16002
Nov	15879	69	3780	399	94	165881	2517	3	17039
Dec	15887	44	3578	447	74	157921	813	3	16859
2016 Jan	17333	73	4313	505	70	183060	1418	3	16466
Feb	11908	53	1722	583	95	163919	3124	3	16816
Mar	15312	41	2071	526	82	175384	4336	3	17075
Apr	15464	50	1989	538	120	181225	4673	3	16746
May	15135	26	2114	587	128	184888	4735	3	17200

Source:- (i) Ministry of Industries
(ii) provincial Bureau of Statistics

Contd.

5.2 Production of Manufacturing Items

Year/month	Steel Products (Tonnes) (i)					
	Coke	Pig iron	Billets	H.R. sheets/ strips/plates/ coils	C.R. sheets/ strips/plates/ coils	Galvanized sheets
2010-11	301701	433104	1628913	358597	87946	2720
2011-12	192876	249135	1616403	180087	25910	0
2012-13	203359	201489	1638501	136823	14885	0
2013-14	31924	89433	2128300	57114	4131	0
2014-15	275777	265478	2730992	127028	2848	0
2015 May	26776	27306	262017	18045	0	0
Jun	27003	10086	251112	0	0	0
Jul	22646	1509	204258	0	0	0
Aug	13351	0	250000	0	0	0
Sep	10028	0	230000	0	0	0
Oct	11369	0	236000	0	0	0
Nov	0	0	260000	0	0	0
Dec	0	0	255000	0	0	0
2016 Jan	0	0	250000	0	0	0
Feb	0	0	382000	0	0	0
Mar	0	0	349000	0	0	0
Apr	0	0	257000	0	0	0
May	0	0	260000	0	0	0

5.2 Production of Manufacturing Items

Year/Month	Cycle Tyres (i)		Cycle Tubes (i)		Motor tyres (i)		Motor tubes (i)		Cement (ii)	
	No. of reporting factories	Production (000 Nos.)	No. of reporting factories	Production (000 Nos.)	No. of reporting factories	Production (000 Nos.)	No. of reporting factories	Production (000 Nos.)	No. of reporting factories	Production (000 MT)
2010-11	10	2879	10	6534	8	9222	8	19108	23	28716
2011-12	10	3431	10	6846	8	7011	8	20338	23	29557
2012-13	10	3429	10	7746	8	7864	8	20269	23	31055
2013-14	10	4038	10	8061	8	8802	8	20825	23	31418
2014-15	10	4633	10	8391	8	9058	8	22001	23	32185
2015 May	10	349	10	581	8	801	8	2035	23	2907
Jun	10	333	10	552	8	792	8	2060	23	2885
Jul	10	328	10	549	8	772	8	2069	23	2118
Aug	10	338	10	553	8	862	8	2119	23	2745
Sep	10	338	10	573	8	856	8	2117	23	2840
Oct	10	381	10	633	8	786	8	1985	23	2658
Nov	10	378	10	630	8	807	8	2016	23	3104
Dec	10	369	10	619	8	800	8	2014	23	3137
2016 Jan	10	372	10	630	8	812	8	2014	23	2968
Feb	10	362	10	638	8	797	8	2016	23	3018
Mar	10	347	10	638	8	799	8	2016	23	3265
Apr	10	342	10	621	8	802	8	2015	23	3259
May	10	330	10	609	8	831	8	2037	23	3281

Source:(i) Provincial Bureaus' of Statistics.
(ii) M/o. Industries & Production.

Contd.

5.2 Production of Manufacturing Items

Year/month	No. of Reporting Factories	Electric Bulbs (iii) Production (000 Nos.)	No. of Reporting Factories	Electric Tubes (iii) Production (000 Metres)
2010-11	6	79610	2	1180
2011-12	6	78981	2	1266
2012-13	6	79743	0	0
2013-14	6	75106	0	0
2014-15	7	64623	0	0
2015 May	7	4298	0	0
Jun	7	5591	0	0
Jul	7	4580	0	0
Aug	7	4823	0	0
Sep	7	4646	0	0
Oct	7	4498	0	0
Nov	7	5257	0	0
Dec	7	4673	0	0
2016 Jan	7	4575	0	0
Feb	7	6055	0	0
Mar	7	5361	0	0
Apr	7	5341	0	0
May	7	9563	0	0

5.2 Production of Manufacturing Items

Year/Month	Sewing Machines		Electric Motors		Electric Transformers		T.V. Sets	
	No. of reporting factories	Production (Nos.)	No. of reporting factories	Production (Nos.)	No. of reporting factories	Production (Nos.)	No. of reporting factories	Production (Nos.)
2010-11	8	47026	19	10469	7	13691	9	425592
2011-12	8	39603	19	9126	7	23683	9	268801
2012-13	8	32876	19	7539	7	26411	9	462938
2013-14	8	19834	19	9906	7	12175	9	42600
2014-15	8	19272	19	9013	7	24993	9	42455
2015 May	8	1886	19	731	7	1839	9	35278
Jun	8	2694	19	632	7	1660	9	35267
Jul	8	2269	19	695	7	2333	9	35062
Aug	8	1279	19	737	7	1937	9	37261
Sep	8	1098	19	485	7	2254	9	31905
Oct	8	1379	19	665	7	2199	9	31754
Nov	8	1313	19	705	7	2302	9	41137
Dec	8	1575	19	676	7	3369	9	37852
2016 Jan	8	690	19	518	7	1842	9	41407
Feb	8	638	19	592	7	2581	9	40074
Mar	8	738	19	607	7	3244	9	39784
Apr	8	646	19	559	7	3334	9	38770
May	8	960	19	578	7	3276	9	40392

Source: (i) M/o. Industries & Production
(ii) Provincial Bureaus of Statistics
(iii) Pakistan Electronic Manufacturer Association(PEMA)

6. MONEY & CREDIT

6.1 Reserve Money

(Million Rupees)

Components	2010-11	2011-12	2012-13	2013-14	2014-15
A. Currency in Circulation	1501411	1673746	1,939,267	2177873	2554749
B. Cash in Tills	104852	110055	110,867	139490	160299
C. Other Deposits with SBP	10145	8899	10,523	13147	15153
D. Bank Deposits	349434	396172	475,648	530746	413234
Reserve Money (A+B+C+D)	1965842	2188872	2,536,305	2861256	3143436
Factor affecting Reserve Money (RM)					
A. Government Sector(1+2)	1222060	1727905	2235863	2432250	1958090
1. Budgetary Borrowings	1200660	1706008	2,212,823	2409794	1935691
2. Others	21400	21897	23,040	22456	22399
B. Non-Govt. Sector (1+2+3)	309342	284061	295,111	494563	397849
1. Claims on Scheduled Banks (a+b+c+d+e)	315182	288789	300,649	500041	403671
a. Agriculture Sector	53228	52131	52,278	51923	52026
b. Industrial Sector	41943	42336	41,057	42833	39405
c. Export Sector	190460	164768	177,756	160553	193124
d. Housing Sector	--	--	--	--	--
e. Others	29551	29554	29,557	244731	119116
2. Claims on NBFIs	18075	19187	18,537	18597	18252
3. Special a/c debt Repayment	-23915	-23915	-24,075	-24075	-24075
C. Other Items (Net)	-179695	-211666	-128,620	-555023	58546
D. Net Domestic Assets (A+B+C)	1351707	1800300	2,402,354	2371790	2414485
E. Net Foreign Assets	614134	388572	133,951	489467	728951
F. Reserve Money (D+E)	1965841	2188872	2,536,305	2861256	3143436

Contd.

6.1 Reserve Money

(Million Rupees)

Components	2015			
	May	Jun.	Jul.	Aug.
A. Currency in Circulation	2489368	2554749	2728926	2702297
B. Cash in Tills	136966	160299	166501	145992
C. Other Deposits with SBP1	14235 r	13747 r	13673	13696
D. Bank Deposits	579565	413234	533083	530203
Reserve Money (A+B+C+D)	3220133 r	3142030 r	3442183	3392188
Factor Affecting Reserve Money (RM)				
A. Government Sector(1+2)	2120749 r	1919064 r	2014613	1779814
1. Budgetary Borrowings	2130215 r	1928868 r	2027843	1793385
2. Others	-9466	-9803	-13230	-13571
B. Non-Govt. Sector (1+2+3)	397807	394911 r	391103	370347
1. Claims on Scheduled Banks(a+b+c+d+e)	403448	400734 r	397372	376689
a. Agriculture Sector	51472	52026	52077	52073
b. Industrial Sector	42449	39405	35889	34658
c. Export Sector	199651	193124	193168	173661
d. Housing Sector	--	--	--	--
e. Others	109876	116178 r	116238	116296
2. Claims on NBFIs	18434	18252	17887	17902
3. Special a/c debt Repayment	-24075	-24075	-24156	-24244
C. Other Items (Net)	18277 r	105639 r	283461	491000
D. Net Domestic Assets (A+B+C)	2536833 r	2419615 r	2689177	2641161
E. Net Foreign Assets	683301 r	722415 r	753006	751027
F. Reserve Money (D+E)	3220133 r	3142030 r	3442183	3392188

Contd.

6.1 Reserve Money

(Million Rupees)

Components	2015			
	Sep.	Oct.	Nov.	Dec.
A. Currency in Circulation	2970420	2864132	2888151	2880189
B. Cash in Tills	164913	153566	153860	162846
C. Other Deposits with SBP1	13594	13567	13615	14543
D. Bank Deposits	335204	531694	526649	418754
Reserve Money (A+B+C+D)	3484130	3562658	3582275	3476332
Factor Affecting Reserve Money (RM)				
A. Government Sector(1+2)	1610543	1614683	1593800	1480722
1. Budgetary Borrowings	1622508	1626689	1605888	1492849
2. Others	-11965	-12006	-12088	-12127
B. Non-Govt. Sector (1+2+3)	380338	391345	391705	415632
1. Claims on Scheduled Banks(a+b+c+d+e)	386733	397821	397945	421729
a. Agriculture Sector	52030	51968	51965	51928
b. Industrial Sector	37137	36614	38053	37817
c. Export Sector	184426	196039	210062	229446
d. Housing Sector	--	--	--	--
e. Others	113140	113200	97865	102539
2. Claims on NBFIs	17848	17768	18005	18147
3. Special a/c debt Repayment	-24244	-24244	-24244	-24244
C. Other Items (Net)	619963	715348	752698	677884
D. Net Domestic Assets (A+B+C)	2610844	2721376	2738204	2574238
E. Net Foreign Assets	873286	841282	844072	902094
F. Reserve Money (D+E)	3484130	3562658	3582275	3476332

Contd.

6.1 Reserve Money

(Million Rupees)

Components	2016				
	Jan.	Feb.	Mar.	Apr.	May
A. Currency in Circulation	2943698	2987770	3012821	3026690	3151855
B. Cash in Tills	157535	162250	163791	157318	160532
C. Other Deposits with SBP1	15850	15801	15766	20138	18730
D. Bank Deposits	525910	578729	383274	573553	573782
Reserve Money (A+B+C+D)	3642994	3744550	3575652	3777700	3904898
Factor Affecting Reserve Money (RM)					
A. Government Sector(1+2)	1557573	1452595	1384120	1780151	1548678
1. Budgetary Borrowings	1568140	1462767	1394284	1790483	1559032
2. Others	-10567	-10171	-10164	-10331	-10353
B. Non-Govt. Sector (1+2+3)	419841	423351	417427	416472	403183
1. Claims on Scheduled Banks(a+b+c+d+e)	426055	429415	422804	422053	408502
a. Agriculture Sector	51832	51821	51787	51748	51748
b. Industrial Sector	37551	37984	40086	39801	40756
c. Export Sector	234133	224067	219107	218642	204099
d. Housing Sector	--	--	--	--	--
e. Others	102539	115544	111824	111862	111899
2. Claims on NBFIs	182029	18180	18867	18663	18925
3. Special a/c debt Repayment	-274244	-274244	-24244	-24244	-24244
C. Other Items (Net)	799533	1004857	910268	745417	1019917
D. Net Domestic Assets (A+B+C)	2776948	2880803	2711814	2942041	2971779
E. Net Foreign Assets	866046	863747	863838	835659	933119
F. Reserve Money (D+E)	3642994	3744550	3575652	3777700	3904898

Note: 1) Excluding IMP A/c Nos. 1,2 & SAF A/c loan, counterpart funds and deposits of foreign, government, Central Bank, international organizations and deposit money banks
2) Source agency has made some changes in table Monetary Statistics and renamed as Reserve Money
3) P = Provisional

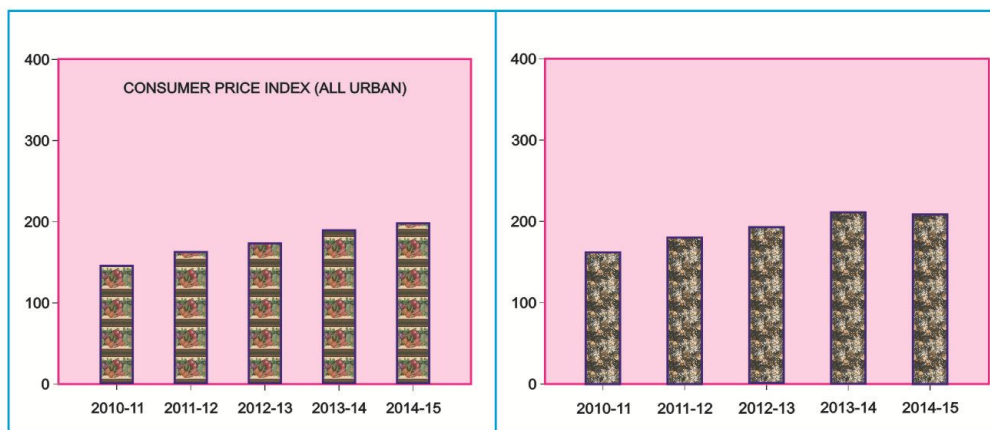
7. PRICE

7.1 Price Indices (General) with Percentage Change

Year / month	Consumer price index (all urban)		Wholesale Price Index	
	index	Annual/monthly rate of change (%)	index	Annual/monthly rate of change (%)
(2007-08 = 100)				
2010-11	146.45	13.66	164.17	21.25
2011-12	162.57	11.01	181.29	10.42
2012-13	174.53	7.36	194.61	7.35
2013-14	189.58	8.62	210.48	8.15
2014-15	198.16	4.53	209.85	-0.30
2015 May	199.66	0.76	207.92	1.10
Jun	200.89	0.62	210.37	1.18
Jul	201.76	0.43	209.53	-0.40
Aug	202.25	0.68	208.42	-0.93
Sep	202.04	-0.10	207.60	-0.46
Oct	203.03	0.49	208.69	0.53
Nov	204.22	0.59	204.22	-2.14
Dec	203.06	-0.60	207.37	-0.65
2016 Jan	203.49	0.20	206.27	-0.53
Feb	202.98	-0.30	205.05	-0.59
Mar	203.28	0.10	204.22	-0.40
Apr	206.43	1.50	206.87	1.30
May	205.99	-0.20	208.01	0.55

PRICE INDICES (GENERAL)

(2007-08=100)



7.2 Combined Sensitive Price Indicator (SPI) by Quantile

Year/Month	Quantile					
	Q.1	Q.2	Q.3	Q.4	Q.5	Q.6
(2007-08=100)						
2010 - 11	159.47	161.21	160.54	166.27	168.82	164.03
2011 - 12	170.77	174.11	173.67	181.09	185.59	178.67
2012 - 13	184.04	190.29	189.05	190.39	190.78	189.61
2013 - 14	201.15	206.95	208.93	210.70	209.74	208.66
2014 - 15	204.66	210.75	213.79	215.40	212.95	212.61
2015 May	203.33	209.62	212.99	214.56	211.53	211.48
Jun	205.34	211.83	215.43	217.37	214.82	214.29
Jul	206.04	212.55	216.19	218.21	215.76	215.13
Aug	205.65	211.92	215.53	217.42	214.77	214.33
Sep	206.58	213.25	215.45	219.00	215.80	215.23
Oct	209.02	216.02	216.72	220.94	217.31	217.02
Nov	211.11	218.16	218.97	223.31	219.81	219.37
Dec	209.62	216.87	217.86	222.48	219.50	218.60
2016 Jan	208.21	215.52	216.54	221.24	218.53	217.47
Feb	207.12	214.24	215.07	219.50	216.42	215.73
Mar	206.81	213.97	214.76	219.04	215.46	215.13
Apr	206.55	214.11	215.19	219.78	216.70	215.88
May	204.57	212.31	213.44	218.17	215.50	214.35

7.3 Combined Consumer Price Index Numbers by Commodity Groups

Year/ month	General	Food & Non - Alcoholic Beverages	Alcoholic Beverages Tobacco	Clothing & Footwear	Housing water, Elec, Gas Fuels	H.hold Equip & Repair, Maintai- nance	Health	Trans- port	Communi- cation	Recre- ation & Culture	Educa- tion	Restau- & Hotels	Miscellne- ous goods & services
(2007-08=100)													
2010-11	146.45	164.61	151.64	133.35	135.27	135.59	123.79	149.01	122.47	134.62	#####	164.04	152.45
2011-12	162.57	182.77	165.01	153.45	146.17	160.28	137.97	171.39	122.94	145.35	#####	185.82	181.47
2012-13	174.53	195.05	191.02	175.58	151.34	179.87	156.56	186.43	126.16	169.07	156.69	203.63	199.49
2013-14	189.58	211.75	223.38	198.01	164.60	195.85	167.15	195.15	129.76	183.77	172.57	228.61	210.15
2014-15	198.16	217.32	269.93	213.82	174.93	208.68	176.19	187.22	130.09	190.29	196.40	244.58	221.13
2015 May	199.66	218.32	268.97	217.58	177.75	210.84	178.22	176.82	130.29	192.98	209.17	248.45	223.08
Jun	200.89	219.66	304.76	218.56	177.76	211.59	178.55	178.59	130.30	192.98	209.17	249.24	223.37
Jul	201.76	219.76	309.83	219.65	179.77	213.53	178.91	178.62	130.35	193.01	209.17	249.70	223.13
Aug	202.25	220.51	309.90	220.27	180.31	214.22	179.01	178.02	130.36	193.03	209.23	250.26	223.88
Sep	202.04	219.41	309.97	220.68	181.10	214.88	179.51	175.60	130.36	193.41	209.22	251.29	224.64
Oct	203.03	220.40	309.96	221.89	182.62	215.49	179.67	175.80	130.36	193.55	209.25	253.30	225.79
Nov	204.22	223.17	312.26	222.75	182.66	215.78	180.59	177.09	130.39	193.66	209.25	254.36	225.02
Dec	203.06	218.28	334.67	223.65	182.69	216.78	180.83	177.69	130.56	193.66	209.31	255.77	226.28
2016 Jan	203.49	216.71	337.14	224.36	185.36	217.23	181.45	177.96	130.61	193.80	209.36	257.11	227.33
Feb	202.98	214.99	337.57	224.96	185.49	218.83	184.18	174.05	130.57	194.41	210.15	259.39	230.15
Mar	203.28	216.13	338.76	226.39	185.48	219.50	185.69	168.25	130.74	194.72	210.99	261.80	232.54
Apr	206.43	221.59	344.10	227.87	187.08	220.10	187.29	169.33	130.77	195.68	221.48	261.89	232.97
May	205.99	219.65	346.08	228.31	187.12	220.71	187.43	169.31	130.76	195.80	224.19	263.16	233.52

**7.4: Consumer Price Index Numbers by Major Groups
and Selected Commodities
(2007-2008=100)**

Item and Specification	Weight	Index Numbers			% Change in May 2016 ove	
		May, 2016	Apr. 2016	May, 2015	Apr. 2016	May. 2015
<i>General</i>	100.00	205.99	206.43	199.66 -	0.21 +	3.17
<i>Food and non-alcoholic Bevera</i>	34.8343	219.65	221.59	218.32 -	0.88 +	0.61
1 Wheat	0.3477	190.74	199.84	195.82 -	4.55 -	2.59
2 Wheat Flour	4.1648	208.56	213.8	211.25 -	2.45 -	1.27
3 Wheat Product	0.0959	213.99	214.44	212.65 -	0.21 +	0.63
4 Besan	0.15	297.68	266.21	198.34 +	11.82 +	50.09
5 Rice	1.5821	154.07	155.53	177.4 -	0.94 -	13.15
6 Cereals	0.1563	248.06	248.02	240.96 +	0.02 +	2.95
7 Bakery & Confectionary	1.155	212.69	212.32	208.2 +	0.17 +	2.16
8 Nimco	0.4574	245.24	245.22	239.02 +	0.01 +	2.6
9 Meat	2.4303	261.05	260.33	246.71 +	0.28 +	5.81
10 Chicken	1.3596	207.46	221.51	209.37 -	6.34 -	0.91
11 Fish	0.297	218.98	220.79	214.25 -	0.82 +	2.21
12 Milk Fresh	6.68	261.88	260.36	251.91 +	0.58 +	3.96
13 Milk Products	0.6338	253.26	251.36	244.99 +	0.76 +	3.38
14 Milk Powder	0.1129	235.69	235.13	226.1 +	0.24 +	4.24
15 Eggs	0.4555	150.91	157.99	165.19 -	4.48 -	8.64
16 Mustard Oil	0.0952	153.93	153.28	152.12 +	0.42 +	1.19
17 Cooking Oil	1.7538	132.88	132.28	144.64 +	0.45 -	8.13
18 Vegetable Ghee	2.0714	137.59	137.14	141.19 +	0.33 -	2.55
19 Dry Fruits	0.2543	263.17	263.06	252.03 +	0.04 +	4.42
20 Fresh Fruits	1.8649	260.15	251.28	253.52 +	3.53 +	2.62
21 Pulse Masoor	0.2712	211.25	204.86	194.06 +	3.12 +	8.86
22 Pulse Moong	0.2336	299.54	300.71	314.45 -	0.39 -	4.74
23 Pulse Mash (Washed)	0.2098	374.98	361.7	245.4 +	3.67 +	52.8
24 Pulse Gram	0.2361	311.49	276.99	198.97 +	12.46 +	56.55
25 Gram Whole	0.1616	258.79	234.94	188.78 +	10.15 +	37.09
26 Beans	0.0269	234.91	233.02	233.82 +	0.81 +	0.47
27 Potatoes	0.4774	136.23	124.66	125.27 +	9.28 +	8.75
28 Onion	0.5415	196.92	234.53	281.38 -	16.04 -	30.02
29 Tomatoes	0.4494	75.85	150	170.51 -	49.43 -	55.52
30 Fresh Vegetables	1.6577	216.09	232.56	251.32 -	7.08 -	14.02
31 Sugar	1.0445	227.12	226.87	210.6 +	0.11 +	7.84
32 Gur	0.022	271.2	264.7	264.36 +	2.46 +	2.59
33 Honey	0.0446	307.78	307.78	303.39 +	0 +	1.45
34 SweetMeat	0.2483	241.33	239.96	234.89 +	0.57 +	2.74
35 Beverages	1.199	219.07	217.77	209.53 +	0.6 +	4.55
36 Jam, Tomato Ketchup & Pickles	0.2454	214.28	213.44	207.96 +	0.39 +	3.04
37 Condiments	0.2656	262.65	263.03	258.07 -	0.14 +	1.77
38 Spices	0.5441	240.26	239.67	235.3 +	0.25 +	2.11
39 Tea	0.8377	256.86	257.15	228.63 -	0.11 +	12.35
<i>Alcoholic Beverages, Tobacco</i>	1.4135	346.08	344.1	268.97 +	0.58 +	28.67
40 Cigarettes	1.3906	347.85	345.88	269.95 +	0.57 +	28.86
41 Betel Leaves & Nuts	0.0229	238.78	236.22	209.62 +	1.08 +	13.91
<i>Clothing and footwear</i>	7.5708	228.31	227.87	217.58 +	0.19 +	4.93
42 Cotton Cloth	1.7286	223.74	223.11	212.76 +	0.28 +	5.16
43 Woolen Cloth	0.8759	243.69	243.14	234.13 +	0.23 +	4.08
44 Readymade Garments	0.9739	235.32	234.6	220.64 +	0.31 +	6.65
45 Woolen Readymade Garments	0.3964	253.2	252.74	240.86 +	0.18 +	5.12
46 Hosiery	0.5094	240.43	240.25	229.66 +	0.07 +	4.69
47 Dopatta	0.4412	239.65	239.49	232.33 +	0.07 +	3.15
48 Cleaning and Laundry	0.211	253.01	252.29	237.72 +	0.29 +	6.43
49 Tailoring	0.884	293.42	292.96	270.7 +	0.16 +	8.39
50 Footwear	1.5504	166.23	166.17	164.56 +	0.04 +	1.01
<i>Housing, water, Elec., Gas an</i>	29.4149	187.12	187.08	177.75 +	0.02 +	5.27
51 House Rent	21.8149	176.44	176.44	166.88 +	0 +	5.73
52 Construction Input Items	0.5623	243.86	242.89	238.93 +	0.4 +	2.06
53 Construction Wage Rates	0.3331	226.72	226.24	211.69 +	0.21 +	7.1
54 Water Supply	0.4971	161.1	161.1	149.92 +	0 +	7.46

Contd.

**7.4: Consumer Price Index Numbers by Major Groups
and Selected Commodities
(2007-2008=100)**

Item and Specification	Weight	Index Numbers			% Change in May 2016 ove	
		May, 2016	Apr. 2016	May, 2015	Apr. 2016	May. 2015
55 Electricity	4.3985	238.1	238.1	231.52 +	0 +	2.84
56 Gas	1.5756	158.08	158.08	143.81 +	0 +	9.92
57 Kerosene Oil	0.0057	195.28	194.05	211.77 +	0.63 -	7.79
58 Firewood Whole	0.2277	284.79	283.25	274.59 +	0.54 +	3.71
<i>Furnishing and household equi</i>	4.2082	220.71	220.09	210.84 +	0.28 +	4.68
59 Furniture	0.3315	211.36	210.33	203.03 +	0.49 +	4.1
60 Household Textiles	0.6489	220.62	219.15	207.8 +	0.67 +	6.17
61 Household Equipment	0.5936	178.29	177.64	174.36 +	0.37 +	2.25
62 Utensils	0.3212	223.5	222.55	213.57 +	0.43 +	4.65
63 Plastic Products	0.2547	206.97	206.9	201.69 +	0.03 +	2.62
64 Washing Soaps & Detergents	0.7893	226.67	226.13	221.82 +	0.24 +	2.19
65 Sewing Needle & Dr Cell	0.1496	208.58	208.24	198.97 +	0.16 +	4.83
66 Household Servant	1.0432	246.18	246.17	229.23 +	0 +	7.39
67 Marriage Hall Charges	0.0762	240.06	238.96	231.83 +	0.46 +	3.55
<i>Health</i>	2.1868	187.43	187.29	178.22 +	0.07 +	5.17
68 Drugs & Medicines	1.2667	153.11	152.83	148.34 +	0.18 +	3.22
69 Medical Equipments	0.008	233.19	232.59	225.36 +	0.26 +	3.47
70 Doctor (MBBS) Clinic Fee	0.5904	260.45	260.45	241.97 +	0 +	7.64
71 Medical Tests	0.3217	187.44	187.54	177.69 -	0.05 +	5.49
<i>Transport</i>	7.2023	169.31	169.33	176.82 -	0.01 -	4.25
72 Motor Vehicles	0.663	165.23	165.22	163.41 +	0.01 +	1.11
73 Motor Vehicle Accessories	0.2439	215.24	216.66	225.89 -	0.66 -	4.71
74 Motor Fuel	3.0269	135.44	135.46	150.45 -	0.01 -	9.98
75 Mechanical Service	0.4552	224.39	223.78	215.35 +	0.27 +	4.2
76 Motor Vehicle Tax	0.1099	210.18	210.18	210.18 +	0 +	0
77 Transport Services	2.7034	193.15	193.15	197.35 +	0 -	2.13
<i>Communication</i>	3.2198	130.77	130.77	130.29 +	0 +	0.37
78 Postal Services	0.0662	239.1	238.97	227.44 +	0.05 +	5.13
79 Communication & Apparatus	3.1536	128.49	128.5	128.25 -	0.01 +	0.19
<i>Recreation and culture</i>	2.0227	195.79	195.68	192.98 +	0.06 +	1.46
80 Recreation & Culture	0.8634	129.15	129.09	128.25 +	0.05 +	0.7
81 Text Books	0.5706	292.41	292.33	290.62 +	0.03 +	0.62
82 Newspapers	0.1934	175.49	175.49	175.42 +	0 +	0.04
83 Stationery	0.3953	211.82	211.49	201.99 +	0.16 +	4.87
<i>Education</i>	3.9431	224.19	221.48	209.17 +	1.22 +	7.18
84 Education	3.9431	224.19	221.48	209.17 +	1.22 +	7.18
<i>Restaurants and hotels</i>	1.2286	263.16	261.89	248.45 +	0.48 +	5.92
85 Readymade Food	1.2286	263.16	261.89	248.45 +	0.48 +	5.92
<i>Misc. goods and services</i>	2.755	233.52	232.97	223.08 +	0.24 +	4.68
86 Personal Care	1.4935	214.76	213.72	206.16 +	0.49 +	4.17
87 Cosmetics	0.3853	199.04	199.01	190.66 +	0.02 +	4.4
88 Blades	0.0322	195.16	195.05	185.88 +	0.06 +	4.99
89 Personal Equipments	0.844	283.91	284	269.23 -	0.03 +	5.45

**7.5 Combined Consumer Price Index Numbers by Quintiles
and Major Commodity Groups
May, 2016
(2007-2008=100)**

Income Quintiles	General	Food and non-alcoholic Beverages	Alcoholic Beverages, Tobacco	Clothing and footwear	Housing, water, Elec., Gas and other fuels	Furnishing and household equipment maintenance	Health	Transport	Communication	Recreation and culture	Education	Restaurants and hotels	Misc. goods and services
------------------	---------	----------------------------------	------------------------------	-----------------------	--	--	--------	-----------	---------------	------------------------	-----------	------------------------	--------------------------

All Urban Combined

Aggregate	205.99	219.65	346.08	228.31	187.12	220.71	187.43	169.31	130.77	195.79	224.19	263.16	233.52
Income Quintile 1	205.59	215.81	358.95	226.12	172.97	219.49	179.98	178.10	118.97	211.54	239.28	262.09	231.61
Income Quintile 2	208.32	217.48	358.21	226.44	185.59	218.48	182.66	171.53	118.97	208.74	236.67	263.13	230.55
Income Quintile 3	207.77	218.36	356.56	227.00	185.52	216.56	184.62	168.94	120.94	204.69	230.68	262.95	231.35
Income Quintile 4	208.89	219.40	355.11	227.88	192.68	215.32	187.48	164.90	125.28	198.86	230.35	262.89	231.48
Income Quintile 5	204.26	221.78	332.11	229.79	188.26	222.87	190.23	170.14	136.29	188.80	220.52	263.39	235.66

**7.6 Combined Consumer Price Index Numbers by Quintile,
Major Commodity Groups for Selected Cities
May, 2016
(2007-2008=100)**

Cities	General	Food & non-alcoholic Beverages	Alcoholic Beverages, Tobacco	Clothing & footwear	Housing, water, Elec., Gas & other fuels	Furnishing & household equipment maintenance	Health	Transport	Communication	Recreation & culture	Education	Restaurants & hotels	Misc. goods & services
Income Quintile 1													
Rawalpindi	218.55	229.12	385.54	240.49	198.47	227.42	207.88	187.51	104.56	220.86	333.08	267.03	218.46
Islamabad	217.14	223.86	374.03	232.76	170.54	234.58	206.45	190.26	111.29	308.42	685.47	242.72	229.25
Lahore	195.26	217.39	347.77	216.96	147.13	239.65	190.95	163.86	104.53	221.14	206.13	243.27	290.43
Gujranwala	198.20	210.00	351.90	210.06	173.42	233.07	162.53	163.47	111.96	226.52	162.24	243.18	210.53
Sialkot	192.44	207.15	365.08	175.51	169.00	180.99	146.95	183.58	115.82	296.50	186.52	200.76	201.96
Faisalabad	205.37	216.04	355.30	198.50	188.51	195.25	177.18	163.84	124.26	234.27	173.67	258.87	207.66
Multan	198.90	206.49	360.99	204.33	177.71	209.74	164.32	165.67	135.67	225.63	191.68	248.60	206.51
Sargodha	216.58	211.04	356.51	211.50	225.20	252.27	170.35	210.53	112.02	249.04	189.55	332.99	228.74
Bahawalpur	216.63	211.63	373.84	255.05	211.28	220.88	161.24	171.74	176.02	262.98	230.53	222.19	212.24
Karachi	199.07	210.84	369.06	237.53	153.17	239.77	166.36	150.88	117.44	228.01	189.27	269.15	273.32
Hyderabad	190.08	208.34	353.90	197.83	148.77	185.13	165.13	168.49	112.63	182.44	245.53	236.42	204.41
Sukkur	204.15	210.39	355.22	234.02	171.45	214.73	155.93	171.61	111.36	174.18	320.08	276.80	210.53
Larkana	209.18	199.71	367.82	226.37	216.78	226.90	262.05	174.07	125.64	182.29	180.73	283.85	272.59
Peshawar	210.94	212.18	364.30	264.16	175.79	239.81	212.30	194.12	113.59	277.64	291.16	256.29	297.14
Bannu	215.62	219.21	380.36	207.85	220.60	244.91	159.58	153.82	108.75	232.46	196.15	334.18	257.56
Quetta	197.02	205.72	374.95	188.18	181.44	178.71	168.12	206.30	124.60	176.82	243.72	240.37	214.99
Khuzdar	203.31	209.31	399.33	221.80	169.08	233.00	175.94	181.82	131.06	174.94	187.81	469.56	217.62
Income Quintile 2													
Rawalpindi	222.81	230.72	381.26	239.90	204.35	228.11	210.93	206.34	106.25	253.99	347.26	266.97	219.42
Islamabad	213.55	225.30	387.54	241.23	167.45	229.86	194.45	168.83	108.91	236.49	592.68	249.26	220.69
Lahore	194.81	217.88	354.06	215.41	149.55	244.02	184.19	153.37	104.18	220.86	213.47	247.52	284.36
Gujranwala	197.98	210.92	356.10	206.37	177.44	225.47	161.30	159.69	112.61	242.20	150.79	257.75	210.55
Sialkot	190.87	206.31	361.62	179.89	172.81	178.90	149.70	168.95	121.63	326.78	183.58	202.12	187.66
Faisalabad	204.10	217.71	357.82	200.14	192.49	201.27	173.45	156.98	119.09	228.72	162.26	248.05	208.44
Multan	198.51	208.16	360.74	203.71	181.88	207.41	160.89	156.02	129.28	233.41	190.57	245.22	205.96
Sargodha	217.96	212.46	350.44	211.18	231.41	254.25	174.06	184.45	105.38	258.71	204.66	325.43	232.15
Bahawalpur	215.74	214.32	373.36	247.51	214.28	227.36	166.49	154.70	175.33	254.35	201.23	226.39	210.60
Karachi	200.08	212.46	366.00	231.90	157.36	231.42	165.21	151.45	121.31	216.28	192.99	271.81	260.92
Hyderabad	191.55	209.14	352.26	198.78	153.28	188.01	169.45	169.76	113.84	175.75	296.54	238.19	203.93
Sukkur	203.92	210.15	345.19	233.55	176.39	209.01	158.26	176.59	108.78	176.39	309.03	279.78	208.82
Larkana	214.50	206.09	366.25	228.78	221.20	221.80	270.93	185.01	132.15	183.43	182.55	285.60	270.57
Peshawar	211.62	214.36	375.23	266.74	180.28	236.79	205.36	182.41	121.06	253.42	267.93	256.59	289.71
Bannu	212.62	217.37	370.48	208.27	218.71	238.73	159.91	148.09	114.44	220.19	203.61	312.11	275.11
Quetta	197.64	208.04	366.33	190.47	185.84	181.40	168.98	175.41	119.60	177.26	219.37	239.69	213.77
Khuzdar	202.06	210.54	389.40	222.77	159.88	249.76	183.52	162.80	134.37	184.11	184.77	458.92	215.28
Income Quintile 3													
Rawalpindi	222.41	229.32	374.44	242.77	203.84	226.62	220.57	182.41	110.66	241.86	339.62	271.45	224.65
Islamabad	213.41	226.59	350.20	234.21	161.56	229.33	187.94	173.40	113.03	224.89	739.47	237.15	236.17
Lahore	193.33	219.29	350.75	216.92	140.03	245.49	185.20	151.70	107.25	222.08	201.96	243.82	287.18
Gujranwala	195.90	211.80	353.71	210.55	169.76	220.03	159.52	150.42	116.97	217.32	151.17	241.86	210.99
Sialkot	189.82	206.25	340.66	181.32	167.49	184.86	148.97	154.71	128.72	302.02	175.98	198.33	189.23
Faisalabad	202.56	219.06	351.13	199.95	188.37	200.87	172.27	153.18	120.47	227.45	163.68	236.88	208.78
Multan	196.62	208.45	359.35	202.39	176.26	198.31	162.11	153.97	132.76	223.82	180.90	240.96	205.69
Sargodha	216.04	211.43	348.19	212.16	235.88	254.42	168.95	167.89	111.21	252.01	182.64	340.97	231.34
Bahawalpur	216.12	214.94	380.33	251.26	213.79	228.87	160.18	150.78	175.83	241.08	207.51	222.29	214.01
Karachi	200.13	213.22	369.84	228.43	149.61	226.13	164.08	150.84	123.22	211.20	196.69	273.19	257.55
Hyderabad	189.14	208.86	351.42	200.29	142.87	189.58	168.43	165.87	123.27	181.36	288.39	239.63	206.88
Sukkur	201.25	210.32	344.53	234.33	166.39	210.44	152.39	165.04	110.29	175.96	311.31	273.69	208.20
Larkana	215.50	209.34	352.57	226.96	222.55	220.86	257.78	180.03	133.28	183.61	181.96	282.65	292.40
Peshawar	209.11	213.82	358.81	267.52	173.63	237.76	202.51	187.29	119.72	232.42	279.01	256.91	280.93
Bannu	211.70	218.13	380.41	215.09	217.45	227.74	160.67	144.79	116.95	209.88	190.53	319.44	274.04
Quetta	195.01	207.75	351.02	190.83	181.98	181.05	170.02	158.88	118.98	175.08	232.66	232.59	209.29
Khuzdar	200.43	214.40	378.78	220.45	149.12	246.77	189.72	156.47	136.73	180.65	183.14	443.60	217.08

Contd.

**7.6 Combined Consumer Price Index Numbers by Quintile,
Major Commodity Groups for Selected Cities
May, 2016
(2007-2008=100)**

Cities	General	Food & non-alcoholic Beverages	Alcoholic Beverages, Tobacco	Clothing & footwear	Housing, water, Elec., Gas & other fuels	Furnishing & household equipment maintenance	Health	Transport	Communication	Recreation & culture	Education	Restaurants & hotels	Misc. goods & services
Income Quintile 4													
Rawalpindi	222.81	229.77	369.07	246.79	208.89	232.16	221.63	183.22	112.93	220.53	305.40	270.19	231.54
Islamabad	215.32	227.08	345.81	234.59	168.26	228.93	199.42	176.32	124.06	212.54	653.34	244.60	232.43
Lahore	193.20	220.62	345.24	216.60	154.43	243.52	181.76	146.35	112.01	212.69	199.94	241.23	286.54
Gujranwala	196.33	212.29	342.97	213.09	180.52	206.21	162.40	146.02	122.28	216.01	151.44	241.68	205.71
Sialkot	192.18	208.81	347.49	183.51	181.38	180.31	149.50	154.79	136.31	269.55	175.05	196.21	186.89
Faisalabad	201.33	221.31	350.79	200.92	196.20	201.12	171.33	145.45	123.09	211.37	153.04	238.80	213.38
Multan	197.92	209.58	353.06	203.99	189.53	198.22	158.20	149.83	135.81	212.87	183.39	235.87	210.50
Sargodha	217.61	214.41	342.05	214.15	238.47	263.43	169.34	161.16	117.39	279.96	173.36	337.89	233.32
Bahawalpur	214.63	217.02	374.19	248.62	217.93	226.02	162.16	149.21	175.54	233.34	204.90	219.40	216.95
Karachi	200.88	214.02	371.09	228.77	162.53	235.96	163.86	149.42	127.35	206.20	201.14	272.83	255.46
Hyderabad	190.27	210.32	348.72	200.73	156.36	188.36	169.19	160.19	129.35	180.37	284.50	239.58	210.17
Sukkur	203.79	213.22	329.45	234.15	180.89	211.69	155.79	153.90	116.83	175.17	310.09	274.46	215.02
Larkana	220.63	216.81	320.08	227.51	225.99	222.73	269.29	173.58	141.10	182.59	199.71	281.73	307.36
Peshawar	210.44	216.10	350.50	267.29	183.79	230.66	215.36	180.07	124.74	232.40	264.13	262.21	276.21
Bannu	214.84	220.31	388.99	220.20	216.72	236.41	159.95	146.48	117.53	197.73	190.30	316.24	280.37
Quetta	196.55	207.91	340.43	194.03	189.69	180.13	169.29	161.07	121.79	173.06	241.74	232.44	205.35
Khuzdar	205.12	216.35	390.22	219.77	167.01	265.31	188.52	156.78	140.15	182.21	180.47	424.17	227.04
Income Quintile 5													
Rawalpindi	224.82	234.09	327.83	246.31	210.96	232.03	212.73	192.10	125.50	204.10	316.90	269.71	259.31
Islamabad	209.24	229.59	311.19	238.98	166.99	235.94	201.94	195.65	128.53	204.48	413.79	253.63	251.19
Lahore	190.40	224.29	304.35	220.73	154.69	239.73	181.80	160.25	125.70	204.20	192.16	248.60	290.26
Gujranwala	193.45	214.57	318.19	216.12	181.66	186.48	160.20	152.25	133.92	195.88	147.55	238.28	214.42
Sialkot	189.56	210.79	319.09	186.02	180.66	178.27	153.79	158.62	138.05	247.63	169.07	198.61	193.51
Faisalabad	198.68	224.23	325.05	201.10	197.02	208.56	165.27	155.55	130.09	202.08	171.60	224.79	220.88
Multan	194.70	214.58	308.52	202.75	190.14	190.39	155.68	160.73	138.31	206.84	181.08	236.17	213.17
Sargodha	221.67	217.09	347.90	226.42	236.28	365.04	163.54	159.92	126.09	237.38	169.24	350.72	247.39
Bahawalpur	213.93	220.51	302.94	248.26	217.90	232.45	156.14	159.62	176.59	230.32	209.19	223.66	223.91
Karachi	201.17	217.25	349.54	231.10	161.52	325.24	164.20	165.23	138.91	195.82	205.01	274.49	257.81
Hyderabad	188.73	213.59	322.63	202.97	158.13	175.33	167.75	166.74	138.48	169.38	270.75	241.21	220.51
Sukkur	203.44	215.58	304.57	234.01	182.15	207.68	151.01	159.44	127.74	171.86	336.95	274.05	220.55
Larkana	220.57	218.51	303.19	226.36	224.90	223.60	280.78	173.84	145.04	170.51	255.29	277.94	290.54
Peshawar	206.11	218.18	319.40	264.66	182.92	223.82	194.04	184.08	130.71	191.79	262.41	258.63	264.90
Bannu	207.17	218.64	393.08	211.62	216.68	209.16	155.36	135.00	120.71	204.71	215.60	324.62	249.42
Quetta	196.90	210.07	300.14	193.50	192.60	167.56	163.27	164.92	129.25	169.98	242.79	237.17	210.75
Khuzdar	203.19	217.76	317.48	228.44	160.14	253.38	176.24	148.88	147.42	188.35	172.86	451.58	246.99
Aggregate													
Rawalpindi	223.44	232.18	350.01	245.72	208.00	231.73	215.13	190.44	121.32	212.45	316.84	269.77	249.71
Islamabad	209.13	229.02	319.50	238.42	165.28	235.42	201.05	194.56	127.78	206.63	426.28	253.29	249.31
Lahore	191.56	221.55	331.97	218.45	151.81	241.01	182.80	156.48	119.03	210.87	195.67	246.39	288.45
Gujranwala	195.76	212.40	340.52	212.21	178.92	202.57	161.15	151.27	125.08	213.00	150.31	241.06	210.90
Sialkot	190.32	208.73	340.07	183.27	177.30	179.93	150.96	157.98	135.00	270.08	173.24	198.32	190.81
Faisalabad	201.53	220.16	347.48	200.36	194.40	204.89	170.69	153.48	125.57	216.17	165.73	237.78	213.91
Multan	196.30	210.60	344.44	203.22	186.00	194.80	158.49	158.32	136.34	213.95	182.31	238.01	210.21
Sargodha	218.23	213.51	347.65	215.42	234.53	298.40	168.79	165.33	117.78	255.58	178.47	341.39	236.44
Bahawalpur	215.05	215.98	357.77	249.82	215.81	229.50	159.84	157.59	176.16	239.76	208.74	222.98	217.41
Karachi	200.11	215.32	359.65	230.41	158.13	301.39	164.19	161.12	134.59	201.43	203.45	273.77	257.67
Hyderabad	189.87	210.55	344.00	200.86	155.55	181.57	168.25	165.33	130.80	175.78	277.59	239.96	213.40
Sukkur	203.27	212.21	330.92	234.04	178.00	210.11	154.59	160.77	118.15	174.42	320.12	275.10	213.86
Larkana	216.44	209.58	345.70	227.28	223.25	222.98	268.48	176.53	136.60	180.58	215.02	282.36	288.18
Peshawar	208.34	215.52	353.20	265.82	181.31	228.42	201.18	184.12	126.80	216.98	264.52	258.59	274.76
Bannu	212.49	218.84	381.89	213.68	217.59	228.34	159.31	142.76	117.00	208.16	200.23	319.37	265.02
Quetta	196.69	208.36	329.88	192.33	189.12	175.85	167.35	164.02	123.95	173.20	238.43	235.32	209.52
Khuzdar	203.07	212.41	383.30	222.00	165.35	248.45	183.35	161.44	136.51	181.40	182.30	451.00	223.80

**7.7 Combined Consumer Price Index Numbers by Income Groups/City
and Commodity Groups for all Centers Covered in CPI
May, 2016
(2007-2008=100)**

Cities	General	Food and non-alcoholic Beverages	Alcoholic Beverages, Tobacco	Clothing and footwear	Housing, water, Elec., Gas and other fuels	Furnishing and household equipment maintenance	Health	Transport	Communication	Recreation and culture	Education	Restaurants and hotels	Misc. goods and services	
Rawalpindi	01	223.44	232.18	350.01	245.72	208.00	231.73	215.13	190.44	121.32	212.45	316.84	269.77	249.71
Islamabad	02	209.13	229.02	319.50	238.42	165.28	235.42	201.05	194.56	127.78	206.63	426.28	253.29	249.31
Attock	03	200.46	209.83	330.96	232.73	158.14	224.97	167.82	181.59	119.38	191.24	317.22	255.34	264.75
Jhelum	04	203.33	213.77	361.43	236.38	179.57	216.15	168.00	166.69	125.95	222.92	300.88	244.62	212.81
Lahore	05	191.56	221.55	331.97	218.45	151.81	241.01	182.80	156.48	119.03	210.87	195.67	246.39	288.45
Sahiwal	06	226.16	220.09	357.69	285.35	224.67	223.30	198.62	165.03	135.83	213.62	300.66	274.90	251.09
Gujranwala	07	195.76	212.40	340.52	212.21	178.92	202.57	161.15	151.27	125.08	213.00	150.31	241.06	210.90
Wazirabad	08	206.74	225.14	353.50	216.52	190.66	197.86	153.18	150.86	128.25	217.85	149.63	230.48	212.20
Sialkot	09	190.32	208.73	340.07	183.27	177.30	179.93	150.96	157.98	135.00	270.08	173.24	198.32	190.81
Faisalabad	10	201.53	220.16	347.48	200.36	194.40	204.89	170.69	153.48	125.57	216.17	165.73	237.78	213.91
Jhang	11	219.61	222.97	353.10	282.78	204.09	238.85	233.31	152.76	138.39	225.64	174.23	283.02	222.14
Multan	12	196.30	210.60	344.44	203.22	186.00	194.80	158.49	158.32	136.34	213.95	182.31	238.01	210.21
Muzaffargarh	13	205.77	219.98	350.17	233.07	178.42	200.63	168.84	154.21	140.82	226.10	190.89	264.89	213.98
D. G. Khan	14	215.95	221.90	339.76	261.23	227.24	220.55	174.51	146.98	122.78	197.73	112.45	221.41	192.44
Vehari	15	197.84	214.82	352.82	204.59	186.88	208.30	136.48	132.84	131.99	218.01	192.32	271.47	238.70
Sargodha	16	218.23	213.51	347.65	215.42	234.53	298.40	168.79	165.33	117.78	255.58	178.47	341.39	236.44
Mianwali	17	228.60	239.15	360.94	193.26	254.09	215.35	164.55	153.55	108.43	257.65	187.04	253.15	258.40
Bahawalpur	18	215.05	215.98	357.77	249.82	215.81	229.50	159.84	157.59	176.16	239.76	208.74	222.98	217.41
Bahawalnagar	19	209.69	215.02	335.11	256.40	203.17	252.84	176.55	136.01	124.80	227.89	207.82	311.14	221.77
R. Y. Khan	20	212.07	219.44	352.72	266.60	195.79	225.14	159.20	156.08	126.06	217.18	306.01	272.47	219.56
Karachi	21	200.11	215.32	359.65	230.41	158.13	301.39	164.19	161.12	134.59	201.43	203.45	273.77	257.67
Hyderabad	22	189.87	210.55	344.00	200.86	155.55	181.57	168.25	165.33	130.80	175.78	277.59	239.96	213.40
Nawabshah	23	243.89	240.22	313.20	292.96	203.02	242.68	222.21	160.92	138.57	163.25	641.09	324.45	421.81
Mirpukhas	24	205.61	219.58	336.69	203.92	184.60	187.72	169.61	160.85	114.70	171.41	305.13	293.33	229.07
Mithi	25	220.64	220.28	340.17	200.72	240.01	184.92	161.77	152.90	112.70	150.89	337.10	290.51	255.45
Sukkur	26	203.27	212.21	330.92	234.04	178.00	210.11	154.59	160.77	118.15	174.42	320.12	275.10	213.86
Larkana	27	216.44	209.58	345.70	227.28	223.25	222.98	268.48	176.53	136.60	180.58	215.02	282.36	288.18
Dadu	28	206.08	221.54	348.71	214.84	174.87	213.65	147.72	160.91	120.00	175.37	439.70	258.52	206.29
Peshawar	29	208.34	215.52	353.20	265.82	181.31	228.42	201.18	184.12	126.80	216.98	264.52	258.59	274.76
Mardan	30	240.65	215.75	364.94	308.89	254.90	226.80	185.38	198.22	125.19	246.16	446.96	276.49	325.34
Abbottabad	31	215.72	216.22	321.28	263.58	170.18	286.31	186.75	209.59	148.64	225.46	296.26	289.37	241.84
Bannu	32	212.49	218.84	381.89	213.68	217.59	228.34	159.31	142.76	117.00	208.16	200.23	319.37	265.02
D. I. Khan	33	206.76	217.06	323.72	207.10	220.13	202.91	169.47	151.18	112.46	168.25	206.63	258.55	215.19
Mingora	34	226.47	220.27	357.26	276.84	199.72	232.55	252.60	182.58	131.15	232.15	248.65	320.62	419.09
Quetta	35	196.69	208.36	329.88	192.33	189.12	175.85	167.35	164.02	123.95	173.20	238.43	235.32	209.52
Turbat	36	212.15	199.66	352.43	204.29	254.17	210.95	182.05	142.03	118.80	145.54	234.09	316.34	216.83
Gawadar	37	196.91	204.82	276.18	217.59	177.52	220.23	182.62	150.41	109.26	118.93	250.01	367.08	226.73
Loralai	38	221.79	230.51	350.29	215.13	231.47	178.67	200.54	155.47	115.11	205.32	200.45	313.70	236.92
Khuzdar	39	203.07	212.41	383.30	222.00	165.35	248.45	183.35	161.44	136.51	181.40	182.30	451.00	223.80
D. M. Jamali	40	209.70	220.49	350.15	206.79	189.35	218.11	167.36	174.49	123.62	155.75	229.42	284.25	212.99

7.8 Index Numbers of Wholesale Prices by Commodity Groups

Year / month	General	Agriculture Forestry & Fishery Product	Others & Minerals electricity gas & water	Food product Beverages & tobacco Textile Apparel & Leather Product	Other transportable Goods	Metal product Machinery & Equipment
--------------	---------	---	---	--	------------------------------	---

(2007-08=100)

2010-11	164.17	183.20	159.13	166.49	155.77	128.10
2011-12	181.29	185.04	182.74	176.07	194.64	152.55
2012-13	194.61	198.23	211.17	188.39	203.93	159.29
2013-14	158.88	165.52	163.62	156.11	162.99	132.02
2014-15	209.85	220.56	245.47	206.76	197.12	172.72
2015 May	207.92	224.47	245.36	206.76	184.03	172.74
Jun	210.37	227.46	245.32	209.87	187.23	172.71
Jul	209.53	224.93	224.93	210.44	185.86	172.57
Aug	208.42	225.90	244.06	210.52	180.27	172.29
Sep	207.60	223.92	249.12	210.64	176.38	171.25
Oct	208.69	228.36	246.91	211.04	176.74	171.31
Nov	208.72	226.06	246.98	212.98	176.87	171.09
Dec	207.37	221.68	247.36	213.69	174.69	171.11
2016 Jan	206.27	221.9	247.48	214.54	168.43	170.69
Feb	205.05	221.23	245.89	215.03	164.03	170.44
Mar	204.22	221.02	245.22	214.66	161.42	170.45
Apr	206.87	229.78	244.59	214.9	162.91	171.22
May	208.01	233.26	244.11	215.79	162.49	172.56

7.9 Index Numbers of Wholesale Prices by Commodities

AGRICULTURE FORESTRY & FISHERY											
Year/month	Wheat	Maize	Rice	Sorghum/ Jowar	Millet/ Bajra	Vegetables	Fresh Fruits	Dry Fruits	Cotton Seeds	Other oil Seeds	Edible Roots Potatoes
(2007-08=100)											
2010-11	159.53	150.61	123.39	195.10	127.61	173.43	129.19	161.97	171.48	141.73	201.45
2011-12	163.44	159.77	149.45	191.12	153.77	211.52	175.48	181.96	189.55	166.98	175.20
2012-13	188.52	174.74	165.42	211.29	177.02	216.66	216.05	181.47	168.92	177.67	162.82
2013-14	227.13	185.28	177.67	279.98	179.06	254.41	226.73	201.66	185.58	178.30	314.12
2014-15	209.29	191.65	172.20	300.13	173.82	255.40	245.60	227.30	208.86	179.03	314.37
2015 May	199.19	198.78	163.53	321.25	189.44	289.71	262.42	238.89	231.37	161.07	106.40
Jun	194.99	196.59	163.26	314.96	200.42	267.36	287.79	240.69	240.08	161.27	144.68
Jul	199.02	194.73	161.31	336.99	203.58	246.36	313.83	241.48	236.29	160.55	152.85
Aug	198.78	197.89	157.78	340.07	207.85	315.25	279.94	238.67	230.46	162.61	150.28
Sep	202.23	197.73	154.60	334.15	204.45	330.75	249.04	236.68	228.37	159.36	172.56
Oct	209.37	191.32	150.22	293.25	200.68	331.56	253.8	238.92	243.34	162.75	184.04
Nov	215.84	185.64	143.04	271.60	188.77	320.31	206.96	243.32	251.49	164.88	204.98
Dec	218.20	182.47	142.70	258.26	181.34	219.72	207.01	242.59	253.39	162.29	193.69
2016 Jan	218.54	181.99	143.44	263.42	182.56	198.21	214.11	253.58	265.71	162.64	150.23
Feb	220.02	189.65	141.69	263.80	176.35	204.49	231.68	250.92	257.94	157.46	118.35
Mar	218.68	193.96	143.85	278.40	184.22	209.51	244.90	248.22	253.39	156.93	112.72
Apr	207.11	205.56	142.90	286.45	187.00	277.16	267.02	248.97	254.81	159.83	104.08
May	199.04	209.33	143.34	286.07	193.10	201.87	282.91	251.32	251.49	165.14	111.80

Contd.

7.9 Index Numbers of Wholesale Prices by Commodities

Year/month	AGRICULTURE FORESTRY & FISHERY											
	Stimulant & spice crops	Pulses	Sugar crops	Fibre crops	Unmanufactured tobacco	Poultry	Milk from bovine animals	Eggs	Raw animal material / wool	Hides&fur skins wool	Fuel wood in logs	Fishes fresh or chilled
(2007-08=100)												
2010-11	212.69	169.24	287.34	280.76	156.10	163.53	157.40	148.79	113.86	106.92	151.43	136.35
2011-12	187.89	212.28	273.92	195.07	167.72	186.89	190.29	180.67	134.34	131.07	190.47	144.71
2012-13	184.68	204.81	267.92	193.56	171.49	178.40	213.81	191.02	138.84	139.08	215.48	191.11
2013-14	316.66	186.74	267.92	217.41	186.62	202.88	225.98	200.17	155.22	145.20	238.11	247.73
2014-15	350.96	207.90	277.32	172.23	213.88	193.98	249.87	204.51	173.19	155.20	252.59	270.19
2015 May	299.29	229.44	286.29	178.69	219.79	214.91	252.55	163.42	174.38	158.90	259.09	282.30
Jun	352.58	233.89	286.29	177.20	220.89	243.62	252.90	175.64	174.22	156.85	259.09	296.17
Jul	348.00	235.73	286.29	159.33	221.18	237.79	252.90	184.87	174.22	155.92	259.53	308.06
Aug	325.37	235.92	286.29	152.62	226.94	199.19	252.90	206.09	173.66	156.45	261.39	339.60
Sep	318.19	234.67	286.29	154.16	227.46	160.74	253.18	194.92	173.66	156.45	262.48	338.86
Oct	306.38	243.87	286.29	172.23	228.38	146.78	254.04	193.56	173.66	155.85	263.57	339.32
Nov	269.27	245.62	286.29	173.76	229.69	181.52	254.04	205.67	179.16	153.62	263.57	339.32
Dec	258.33	250.31	286.29	172.25	229.69	192.50	255.42	214.79	179.16	153.22	263.57	340.91
2016 Jan	251.68	251.59	286.29	174.55	230.02	197.60	255.42	209.40	179.16	151.58	265.76	342.37
Feb	242.72	247.95	286.29	175.71	230.02	151.73	255.42	204.96	177.45	150.46	266.30	336.96
Mar	235.21	247.46	286.29	172.25	230.02	172.94	255.42	161.26	176.96	150.63	266.30	335.61
Apr	234.41	259.57	286.29	174.57	230.61	231.81	256.11	150.83	175.99	151.73	264.77	369.26
May	226.16	280.91	286.34	183.00	233.06	220.59	258.97	150.30	175.56	151.80	264.77	423.43

Contd.

7.9 Index Numbers of Wholesale Prices by Commodities

Year/Month	ORES/MINERALS, GAS & ELECT.				FOOD, BEVERAGES, TOBACCO TEXTILE, APPAREL, LEATHER TEXTILE					
	Coal not Agglomerated	Natural Gas liquified	Salt pure sodium chloride	Electrical Energy	Meat of Animals	Vegetables & fruit Juices	Dried Fruits & Nuts	Fruits & Juices	Vegetable Oil Refined	Vegetable Ghee
(2007-08=100)										
2010-11	120.42	157.03	125.80	166.98	174.86	148.78	170.78	133.20	127.91	118.21
2011-12	149.74	193.29	155.69	176.51	214.40	175.93	197.32	155.58	153.33	141.37
2012-13	209.81	197.43	175.78	226.10	228.80	186.93	219.33	158.67	157.94	141.75
2013-14	223.53	203.85	223.53	281.02	238.93	192.48	221.32	166.33	162.31	141.51
2014-15	223.53	202.94	247.76	292.89	257.56	197.17	226.22	172.75	159.75	132.06
2015 May	223.53	200.10	248.84	295.61	262.20	199.38	229.34	174.61	153.75	122.65
Jun	223.53	199.99	252.31	295.61	262.20	199.38	228.54	175.80	153.66	122.48
Jul	223.53	200.06	252.31	294.68	262.35	200.07	228.54	177.53	153.56	122.09
Aug	223.53	199.75	252.31	293.09	263.70	200.95	229.85	177.53	152.52	120.70
Sep	235.29	208.83	252.31	293.09	265.13	200.95	230.91	177.53	149.26	119.21
Oct	192.16	209.82	252.31	293.09	266.98	200.95	230.84	177.53	150.19	118.43
Nov	192.16	209.99	252.31	293.09	266.98	201.03	232.47	177.53	149.09	118.02
Dec	192.16	210.78	252.31	293.09	267.04	201.36	240.13	177.53	149.34	118.09
2016 Jan	192.16	211.04	252.31	293.09	268.44	201.36	247.99	175.90	149.31	117.91
Feb	174.51	210.01	252.31	293.09	268.53	201.36	250.38	175.90	148.73	118.76
Mar	176.47	208.35	252.31	293.09	268.99	201.36	250.38	175.99	148.47	119.01
Apr	168.63	208.04	252.31	293.09	269.28	202.69	245.68	176.37	150.87	121.50
May	160.78	208.07	252.31	293.09	271.73	203.24	242.58	179.74	151.60	122.60

Contd.

7.9 Index Numbers of Wholesale Prices by Commodities

Year / month	FOOD, BEVERAGES, TOBACCO TEXTILE, APPAREL, LEATHER TEXTILE												
	Oil cakes	Processed Liquid Milk	Milk & cream in solid form	Ice cream	Dairy Product N.E.C	Wheat Flour	Other cereal Flour	Sugar Refined	Choco late	Sugar Confectionary	Coffee & Tea	Spices	Other Food Product

(2007-08=100)

2010-11	150.73	154.76	190.61	139.71	141.43	146.53	135.02	251.13	99.77	101.52	165.31	162.42	244.90
2011-12	149.51	182.39	170.43	155.81	184.52	151.98	163.80	229.24	100.35	100.56	192.23	267.98	301.28
2012-13	166.19	207.70	171.54	172.43	207.02	172.24	194.72	201.93	99.19	101.34	203.24	279.84	319.16
2013-14	191.83	211.76	196.23	210.37	220.93	205.78	139.04	206.98	99.19	102.28	215.49	193.08	308.00
2014-15	203.54	243.81	219.96	219.91	239.23	198.20	149.19	217.88	99.19	103.59	192.27	189.96	295.24
2015 May	206.29	251.52	220.36	219.91	243.80	192.24	173.87	226.96	99.19	102.28	204.59	189.82	292.02
Jun	198.51	251.52	220.46	219.91	243.80	189.05	194.60	235.88	99.19	118.04	206.65	189.97	292.02
Jul	194.96	248.71	220.46	219.91	243.80	190.27	210.16	249.40	99.19	118.04	210.96	189.84	292.02
Aug	199.15	248.71	219.44	219.91	244.55	191.08	214.97	249.46	99.19	118.04	233.14	188.81	292.02
Sep	193.65	248.71	216.31	219.91	244.55	192.14	214.96	246.52	101.06	118.83	240.86	188.73	292.02
Oct	202.18	247.18	216.39	219.91	244.60	197.66	220.69	233.67	101.06	118.83	246.32	188.53	292.02
Nov	212.90	247.18	216.50	219.91	244.60	202.06	224.57	224.95	101.06	118.83	259.94	188.29	292.02
Dec	218.03	247.57	217.97	219.91	244.60	202.13	229.87	210.55	101.06	118.83	261.86	188.33	292.02
2016 Jan	218.92	247.57	219.09	219.91	245.35	202.19	231.67	226.45	101.06	118.83	264.10	188.40	292.52
Feb	217.76	247.57	219.09	223.70	248.13	201.07	225.94	239.31	101.06	118.83	261.24	189.65	292.52
Mar	224.87	247.57	219.09	225.40	248.13	200.63	225.20	237.73	101.06	118.83	238.86	189.77	292.52
Apr	222.77	248.90	219.24	229.62	247.85	195.65	239.21	240.36	101.06	118.83	234.40	189.67	292.52
May	226.23	248.90	218.99	231.30	248.01	192.67	275.08	241.96	101.06	118.83	232.09	189.79	292.52

Contd.

7.9 Index number of wholesale prices by commodities

Year/month	FOOD, BEVERAGES, TOBACCO TEXTILE, APPAREL, LEATHER TEXTILE									
	Mineral Water	Beverages	Tobacco Product	Cotton Yarn	Nylon Yarn	Blended Yarn	Woven Fabrics	Cotton Fabrics	Other Fabrics	Silk & Reyon Fabrics
(2007-08=100)										
2010-11	127.10	120.80	168.69	182.87	174.17	195.31	129.39	137.84	126.16	125.75
2011-12	163.62	133.28	175.62	196.06	190.80	194.74	163.54	167.42	154.74	139.06
2012-13	168.78	137.45	208.80	208.38	181.46	193.63	196.76	175.90	166.96	152.04
2013-14	182.07	151.87	246.42	213.03	178.22	198.57	222.82	189.15	182.16	161.87
2014-15	186.75	170.90	296.01	180.86	157.07	189.75	247.06	199.86	207.66	177.39
2015 May	187.86	171.95	290.52	170.81	150.22	184.93	258.39	201.34	213.71	181.33
Jun	187.86	171.95	356.45	171.27	150.22	189.54	258.39	201.34	213.71	181.33
Jul	188.22	171.95	356.45	171.27	150.22	188.86	258.39	201.65	214.27	183.23
Aug	188.22	171.95	356.45	167.45	150.22	185.58	258.39	201.65	214.27	183.23
Sep	188.35	171.95	356.45	167.64	147.08	184.15	265.37	201.65	217.95	186.80
Oct	188.35	171.95	356.45	169.21	147.08	183.55	265.37	201.65	217.95	186.80
Nov	188.35	171.95	356.45	178.19	147.08	183.29	265.37	201.65	217.81	186.80
Dec	188.35	171.95	387.30	177.62	147.08	180.89	275.66	201.65	217.81	186.80
2016 Jan	189.02	171.95	387.30	175.73	147.08	178.32	275.66	201.65	217.81	186.80
Feb	189.02	171.95	387.30	175.22	147.08	175.44	275.66	201.65	217.82	186.80
Mar	194.37	172.44	387.30	174.54	147.08	175.44	275.66	204.95	218.24	186.80
Apr	194.37	172.44	390.01	173.67	147.08	176.66	275.66	206.45	220.25	188.44
May	194.37	172.44	390.01	175.29	147.08	176.75	279.42	208.84	222.36	190.96

Contd.

7.9 Index number of wholesale prices by commodities

Year / month	FOOD, BEVERAGES, TOBACCO TEXTILE, APPAREL, LEATHER TEXTILE										
	Towels	Blankets	Bedsheet	Quilt	Woolen Carpets	Synthetic Carpets	Hosiery Product	Ready made Garments	Leather without Hairs	Other Leather N.E.C	Foot wears
(2007-08=100)											
2010-11	141.55	123.47	132.06	128.15	104.56	143.26	126.73	114.24	107.07	112.02	101.48
2011-12	181.78	150.59	165.52	144.49	105.11	147.81	155.38	125.21	109.08	120.09	110.49
2012-13	202.34	179.22	201.81	150.78	106.55	116.43	176.65	137.23	111.60	130.47	134.42
2013-14	231.49	205.36	230.69	166.21	110.96	115.50	191.70	156.73	168.48	288.58	134.22
2014-15	257.45	230.50	249.94	187.32	130.72	124.64	212.44	184.42	215.90	221.91	134.22
2015 May	265.62	235.86	256.29	196.84	132.14	126.27	218.08	188.82	221.97	212.39	134.22
Jun	267.20	235.86	256.29	196.84	132.14	126.27	220.66	193.27	212.68	206.27	134.22
Jul	267.20	235.86	256.29	196.84	132.14	126.27	220.66	193.27	212.68	206.27	134.22
Aug	267.20	235.86	256.29	196.84	132.14	126.27	220.66	193.27	212.68	206.27	134.22
Sep	267.20	235.86	256.29	196.84	132.14	126.27	220.66	193.27	221.97	206.27	134.22
Oct	267.20	235.86	256.29	196.84	132.14	126.27	222.88	193.27	221.97	206.27	134.22
Nov	267.20	243.93	256.29	196.84	142.86	129.25	222.88	193.27	221.97	206.27	137.38
Dec	267.20	243.93	256.29	198.00	142.86	129.25	222.88	193.27	221.97	207.64	137.38
2016 Jan	267.20	243.93	256.29	201.47	154.76	129.25	222.52	193.27	221.97	207.64	137.38
Feb	267.20	243.93	256.29	201.47	166.67	129.25	222.52	193.27	221.97	207.31	137.38
Mar	267.20	243.93	256.29	201.47	181.55	129.25	222.52	193.27	221.97	207.31	139.36
Apr	267.20	243.93	256.29	198.00	181.55	129.25	222.52	193.27	221.97	207.31	140.89
May	267.20	243.93	256.29	198.00	181.55	129.25	222.52	194.45	221.97	207.31	141.36

Contd.

7.9 Index number of wholesale prices by commodities

Year/month	OTHER TRANSPORTABLE GOODS												
	Timber	Printing Paper	Hard Board	Coke	Motor Sprit	Diesel Oil	Kerosine Oil	Furnace Oil	Mobile Oil	Chemicals	Dying Materials	Fertilizers	Pesticides
(2007-08=100)													
2010-11	127.27	106.84	110.16	139.84	126.84	194.78	196.30	154.78	150.55	123.06	106.61	174.65	135.09
2011-12	139.00	127.83	150.70	159.41	155.00	240.05	241.84	200.78	173.18	144.52	105.67	258.65	164.20
2012-13	149.51	158.66	193.63	163.45	168.70	257.74	260.42	177.08	183.78	154.14	105.42	261.38	195.99
2013-14	170.36	169.84	220.14	163.45	184.99	271.23	283.49	176.90	194.20	171.90	115.91	266.33	227.17
2014-15	195.72	167.58	218.10	163.45	147.81	214.81	228.04	132.51	201.20	196.13	145.04	272.04	281.42
2015 May	202.05	164.56	197.92	163.45	125.47	178.33	178.93	114.06	200.65	194.51	146.55	272.00	293.74
Jun	203.35	164.56	197.92	163.45	131.39	187.52	178.93	117.51	201.05	194.51	146.55	272.17	301.98
Jul	204.34	164.56	197.92	163.45	131.39	187.52	178.93	107.57	201.05	192.95	146.55	272.80	306.30
Aug	204.34	164.56	197.92	163.45	129.65	177.90	165.55	90.81	199.10	187.61	146.55	271.71	306.30
Sep	208.04	164.56	197.92	163.45	124.58	170.11	152.12	76.67	199.10	187.25	146.55	275.23	306.30
Oct	213.18	164.56	197.92	163.45	124.58	170.11	152.12	79.32	199.78	186.09	146.55	274.03	312.37
Nov	214.43	164.56	197.92	163.45	128.80	172.03	152.12	75.72	199.78	185.92	146.55	273.25	312.37
Dec	214.43	161.82	197.92	163.45	128.80	171.49	150.01	65.28	199.78	182.83	146.55	271.62	312.37
2016 Jan	216.25	161.82	197.92	163.45	128.80	155.51	128.46	50.24	199.78	182.92	146.55	270.92	312.37
Feb	216.79	161.82	197.92	163.45	120.33	142.84	115.11	48.20	196.00	183.07	146.55	266.79	312.37
Mar	220.36	161.82	197.92	163.45	106.00	134.76	115.11	51.43	196.00	182.47	146.55	264.83	312.37
Apr	220.36	161.82	197.92	163.45	108.54	136.30	115.11	58.58	196.00	182.61	146.55	262.47	312.37
May	220.36	161.82	197.92	163.45	108.54	136.30	115.11	62.54	196.00	178.78	146.55	256.25	312.37

Contd.

7.9 Index number of wholesale prices by commodities

Year / month	OTHER TRANSPORTABLE GOODS												
	Insecti- cides	Paints & Varnishes	Medicines	Soaps & Detergent	Auto Tyers	Plastic Products	Glass Sheets	Other Glass Articles	Ceramics & Sanitary	Bricks Blocks & Tiles	Cement	Bed Foams	Matches
(2007-08=100)													
2010-11	125.88	151.75	115.64	130.52	147.14	135.05	152.83	175.04	129.49	140.85	140.80	113.46	111.73
2011-12	125.90	187.97	117.18	151.04	171.17	179.77	168.41	206.10	136.90	165.89	162.19	126.38	118.84
2012-13	120.85	237.85	138.59	167.01	180.56	193.02	192.56	199.82	158.32	176.20	185.77	141.29	132.57
2013-14	143.37	260.43	139.76	180.26	185.96	201.16	207.04	212.10	182.46	193.91	203.42	148.32	143.20
2014-15	160.37	285.05	144.94	178.53	190.42	216.58	220.72	234.52	213.29	206.14	208.01	154.60	146.44
2015 May	141.69	291.69	145.19	180.40	191.36	225.35	230.11	243.63	219.45	210.12	207.25	156.67	162.62
Jun	141.69	291.69	145.19	180.02	191.36	225.60	230.11	243.63	219.58	209.47	207.25	156.67	162.62
Jul	140.84	291.69	145.20	180.02	191.78	228.67	231.30	243.63	221.02	209.47	207.29	156.67	162.62
Aug	138.59	295.36	145.20	180.05	191.78	228.34	231.30	243.63	221.62	209.99	206.97	156.67	162.62
Sep	138.59	295.36	145.71	180.67	192.83	228.35	231.30	243.63	227.13	209.99	206.87	156.67	162.62
Oct	138.59	295.36	146.38	180.67	192.83	231.05	231.30	243.63	227.13	216.83	206.70	156.67	162.62
Nov	134.66	295.36	146.67	121.33	192.83	231.05	231.30	243.63	227.13	217.09	206.79	156.67	162.62
Dec	134.66	295.36	146.89	181.28	192.83	231.05	231.30	243.63	227.13	217.47	206.53	157.17	162.62
2016 Jan	134.66	295.36	146.89	181.44	192.68	229.95	231.30	243.63	226.78	216.96	206.70	157.17	162.62
Feb	129.81	295.36	153.18	183.70	186.64	226.58	231.30	243.63	227.51	216.02	206.70	167.67	162.62
Mar	133.20	295.36	156.79	182.03	184.65	226.58	231.30	243.63	227.51	217.05	206.40	167.67	162.62
Apr	135.79	295.36	160.98	182.24	184.65	226.58	231.30	243.63	227.51	217.83	205.87	167.67	162.62
May	134.92	295.36	161.67	183.12	181.25	227.58	231.30	254.36	230.06	220.40	205.35	167.67	162.62

Contd.

7.9 Index number of wholesale prices by commodities

Year/month	METAL PRODUCT MACHINERY & EQUIPMENT									
	Pig Iron	Steel Bars & Sheets	Pipe Fittings	Steel Products	Engine & Motors	Vacuum Pumps	Air Conditioners	Cultivators	Chuff Cutter	Tractors
(2007-08=100)										
2010-11	128.97	116.14	129.52	125.59	106.23	112.44	147.52	172.18	127.89	152.78
2011-12	128.97	133.06	140.66	152.22	109.07	115.39	165.34	184.47	131.97	177.34
2012-13	128.97	134.92	143.38	162.79	109.07	115.39	174.17	187.71	140.67	161.96
2013-14	128.97	140.15	163.38	169.47	109.07	115.39	180.79	215.46	146.36	188.81
2014-15	128.97	144.81	189.28	173.11	109.07	115.39	195.28	224.52	149.20	214.54
2015 May	128.97	139.25	191.94	173.88	109.07	115.39	199.53	219.76	149.20	214.54
Jun	128.97	138.84	193.53	173.54	109.07	115.39	199.53	219.76	149.20	214.54
Jul	128.97	138.82	193.53	173.54	109.07	115.39	199.53	219.76	149.20	214.54
Aug	128.97	136.92	192.08	173.54	109.07	115.39	199.53	219.76	149.20	214.54
Sep	128.97	130.45	192.08	173.54	109.07	115.39	200.18	219.76	149.20	214.54
Oct	128.97	129.32	192.08	173.54	109.07	115.39	200.18	219.76	149.20	205.43
Nov	128.97	127.63	195.10	173.54	109.07	115.39	200.18	219.76	149.20	205.43
Dec	128.97	127.00	194.96	176.27	109.07	115.39	200.18	219.76	149.20	205.43
2016 Jan	128.97	125.33	193.06	176.27	109.07	115.39	200.18	219.76	149.20	205.43
Feb	128.97	123.59	193.06	176.83	109.24	115.39	200.18	219.76	149.20	205.43
Mar	128.97	123.70	193.06	176.80	109.24	114.95	201.18	219.76	149.20	205.43
Apr	128.97	127.90	193.06	176.99	109.24	114.95	201.18	219.76	149.20	205.43
May	128.97	127.17	193.63	176.99	109.24	114.95	201.18	219.76	149.20	205.43

Contd.

7.9 Index number of wholesale prices by commodities

Year / month	METAL PRODUCT MACHINERY & EQUIPMENT								
	Lathe Machine	Concrete Mixer	Refrige Wash & Sew mach Iron	Electrical Wires	Lighting Equip-ments	Radio & Television	Motor Vehicles	Motor Cycles	Bicycles
(2007-08=100)									
2010-11	142.43	135.46	138.87	142.63	115.71	122.93	142.13	116.77	134.71
2011-12	147.58	138.83	162.92	160.69	141.05	130.71	155.07	122.52	166.65
2012-13	147.68	138.83	167.54	160.01	147.57	127.52	170.90	125.06	177.20
2013-14	186.40	138.83	188.44	173.65	163.03	126.49	179.74	125.61	181.58
2014-15	208.81	138.83	197.51	186.83	166.63	126.49	182.92	127.07	184.24
2015 May	208.81	138.83	198.30	187.86	168.19	126.49	183.03	125.89	185.63
Jun	208.81	138.83	198.62	187.86	168.19	126.49	183.03	125.89	185.63
Jul	208.81	138.83	198.62	187.86	167.30	126.49	183.03	125.89	185.63
Aug	208.81	138.83	198.62	192.45	167.30	126.49	183.03	125.89	185.63
Sep	208.81	138.83	198.62	192.45	167.30	126.49	183.03	125.89	185.63
Oct	208.81	138.83	200.43	195.19	167.30	126.49	183.03	125.89	185.63
Nov	208.81	138.83	200.43	195.19	167.30	126.49	183.03	125.89	185.63
Dec	208.81	138.83	200.43	195.19	167.30	126.49	183.03	125.89	185.63
2016 Jan	208.81	138.83	199.36	195.19	167.30	126.49	184.14	125.89	185.63
Feb	208.81	138.83	199.42	195.19	167.30	126.49	185.25	125.89	185.63
Mar	208.81	138.83	199.37	195.19	167.30	126.49	185.25	125.89	185.63
Apr	208.81	138.83	200.02	195.19	167.30	126.49	185.25	125.89	185.63
May	208.81	138.83	201.77	195.19	169.52	129.97	185.25	125.89	187.65

Contd.

7.10 Intercity Wholesale Prices of Selected Commodities

Group/Commodity/Item Specification	Unit	City	Prices (Rs.)			% Change in May, 2016 Over	
			May, 2016	Apr., 2016	May, 2015	Apr., 2016	May, 2015
			1. Agriculture Forestry & Fishery				
001. Wheat							
0111201. WHEAT AVG. QLTY.	100 KG.	LAH	3262.50	3562.50	3225.00	-8.42	1.16
		FAS	3187.50	3250.00	3150.00	-1.92	1.19
		RAW	3375.00	3700.00	3325.00	-8.78	1.50
		MUL	3000.00	3250.00	3150.00	-7.69	-4.76
		GUJ	3150.00	3500.00	3112.50	-10.00	1.20
		SAH	3062.50	3062.50	3137.50	0.00	-2.39
		SAR	2975.00	3212.50	3000.00	-7.39	-0.83
		SKT	3400.00	3500.00	3375.00	-2.86	0.74
		BPR	3025.00	3037.50	3200.00	-0.41	-5.47
		GJT	3150.00	3500.00	3100.00	-10.00	1.61
		KSR	3137.50	3500.00	3175.00	-10.36	-1.18
		KAR	3500.00	3500.00	3500.00	0.00	0.00
		HYD	3100.00	2900.00	3130.00	6.90	-0.96
		SKR	3125.00	3125.00	3000.00	0.00	4.17
		LRK	3000.00	3000.00	2750.00	0.00	9.09
		MPK	2900.00	2900.00	2875.00	0.00	0.87
		NWB	2825.00	2825.00	3000.00	0.00	-5.83
		PSH	3000.00	3150.00	3050.00	-4.76	-1.64
		BNU	3135.00	3240.00	3100.00	-3.24	1.13
002. Maize							
0112201. MAIZE AVG. QLTY.	40 KG.	LAH	1125.00	1050.00	1150.00	7.14	-2.17
		FAS	1350.00	1250.00	1075.00	8.00	25.58
		RAW	1187.50	1187.50	1187.50	0.00	0.00
		SAR	1450.00	1412.50	1250.00	2.65	16.00
		KSR	1125.00	1075.00	1225.00	4.65	-8.16
		KAR	1560.00	1500.00	1395.00	4.00	11.83
		HYD	1150.00	1250.00	1175.00	-8.00	-2.13
		PSH	1160.00	1150.00	1000.00	0.87	16.00
		BNU	1400.00	1400.00	1400.00	0.00	0.00
		QTA	1390.00	1390.00	1390.00	0.00	0.00
003. Rice							
0113201. RICE BASMATI SUP. QLTY.	40 KG.	LAH	3462.50	3462.50	4310.00	0.00	-19.66
		FAS	2700.00	2700.00	4000.00	0.00	-32.50
		RAW	4562.50	4525.00	5000.00	0.83	-8.75
		MUL	2900.00	3100.00	3900.00	-6.45	-25.64
		GUJ	2650.00	2560.00	3050.00	3.52	-13.11
		SKT	2640.00	2400.00	2800.00	10.00	-5.71
		KAR	3960.00	3960.00	4100.00	0.00	-3.41
		HYD	3850.00	3750.00	3950.00	2.67	-2.53
		MPK	3600.00	3600.00	4600.00	0.00	-21.74
		PSH	3350.00	3350.00	3650.00	0.00	-8.22
		MNG	3000.00	3050.00	3550.00	-1.64	-15.49
		QTA	4400.00	4400.00	4800.00	0.00	-8.33
0113202. RICE BASMATI BROKEN AVG. QLTY.	40 KG.	LAH	1820.00	1820.00	2535.00	0.00	-28.21
		RAW	2725.00	2675.00	3075.00	1.87	-11.38
		GUJ	1900.00	1900.00	2100.00	0.00	-9.52
		SAH	1625.00	1625.00	2000.00	0.00	-18.75
		SKT	1600.00	1440.00	1920.00	11.11	-16.67
		BPR	1750.00	1750.00	2100.00	0.00	-16.67
		GJT	1800.00	1800.00	1850.00	0.00	-2.70
		KSR	1925.00	1925.00	2575.00	0.00	-25.24
		KAR	1950.00	1950.00	2660.00	0.00	-26.69
		HYD	1825.00	1725.00	2050.00	5.80	-10.98
		SKR	2000.00	2000.00	2000.00	0.00	0.00
		LRK	2400.00	2400.00	3200.00	0.00	-25.00
		MPK	1360.00	1360.00	1400.00	0.00	-2.86
		PSH	1650.00	1650.00	1950.00	0.00	-15.38

Contd.

7.10 Intercity Wholesale Prices of Selected Commodities

Group/Commodity/Item Specification	Unit	City	Prices (Rs.)			% Change in May, 2016 Over	
			May, 2016	Apr., 2016	May, 2015	Apr., 2016	May, 2015
		BNU	1650.00	1650.00	1650.00	0.00	0.00
		QTA	2200.00	2200.00	2900.00	0.00	-24.14
0113203. RICE IRRI-9 PUNJAB	40 KG.	LAH	1700.00	1700.00	2175.00	0.00	-21.84
		FAS	1400.00	1400.00	2600.00	0.00	-46.15
		RAW	2125.00	2025.00	2250.00	4.94	-5.56
		SAR	1675.00	1675.00	1800.00	0.00	-6.94
		SKT	1600.00	1600.00	1600.00	0.00	0.00
		QTA	1360.00	1360.00	1360.00	0.00	0.00
0113204. RICE IRRI-6 SINDH	40 KG.	KAR	1320.00	1320.00	1600.00	0.00	-17.50
		HYD	1425.00	1425.00	1500.00	0.00	-5.00
		SKR	1440.00	1120.00	1280.00	28.57	12.50
		LRK	1080.00	1080.00	1200.00	0.00	-10.00
		NWB	1800.00	1800.00	1630.00	0.00	10.43
		PSH	1325.00	1325.00	1320.00	0.00	0.38
		QTA	1200.00	1600.00	1600.00	-25.00	-25.00
004. Sorghum / Jowar							
0114201. JOWAR AVG. QLTY.	40 KG.	LAH	1650.00	1650.00	1950.00	0.00	-15.38
		FAS	1475.00	1450.00	1800.00	1.72	-18.06
		SAR	1800.00	1800.00	2400.00	0.00	-25.00
		GJT	1900.00	2150.00	2350.00	-11.63	-19.15
		KAR	1540.00	1580.00	1300.00	-2.53	18.46
		HYD	1300.00	1200.00	1500.00	8.33	-13.33
		PSH	1700.00	1550.00	1462.50	9.68	16.24
005. Millet / Bajra							
0118201. BAJRA AVG. QLTY.	40 KG.	LAH	1225.00	1225.00	1275.00	0.00	-3.92
		FAS	1175.00	1150.00	1175.00	2.17	0.00
		SAR	1275.00	1275.00	1150.00	0.00	10.87
		GJT	1250.00	1200.00	1150.00	4.17	8.70
		KAR	1300.00	1180.00	1250.00	10.17	4.00
		HYD	1200.00	1200.00	1250.00	0.00	-4.00
		PSH	1280.00	1200.00	1290.00	6.67	-0.78
006. Vegetables							
0122201. CUCUMBER (KHEERA) AVG. QLTY.	100 KG.	LAH	1650.00	1650.00	1450.00	0.00	13.79
		FAS	1300.00	1300.00	1750.00	0.00	-25.71
		RAW	1550.00	1550.00	2750.00	0.00	-43.64
		MUL	1300.00	1500.00	2750.00	-13.33	-52.73
		GUJ	1450.00	1450.00	1650.00	0.00	-12.12
		SAR	1325.00	1475.00	2050.00	-10.17	-35.37
		SKT	2000.00	1500.00	1450.00	33.33	37.93
		KAR	900.00	1150.00	840.00	-21.74	7.14
		HYD	1800.00	1700.00	2600.00	5.88	-30.77
		SKR	1800.00	1000.00	2000.00	80.00	-10.00
		PSH	1200.00	1550.00	3000.00	-22.58	-60.00
		BNU	2000.00	1500.00	2600.00	33.33	-23.08
		QTA	1600.00	2200.00	4200.00	-27.27	-61.90
0122401. TOMATOES AVG. QLTY.	40 KG.	LAH	425.00	1290.00	1575.00	-67.05	-73.02
		FAS	850.00	1200.00	1600.00	-29.17	-46.88
		RAW	825.00	1550.00	1975.00	-46.77	-58.23
		MUL	1400.00	1500.00	1250.00	-6.67	12.00
		GUJ	560.00	1550.00	1950.00	-63.87	-71.28
		SAH	813.75	1625.00	1637.50	-49.92	-50.31
		SAR	690.00	1380.00	1475.00	-50.00	-53.22
		SKT	640.00	2200.00	1760.00	-70.91	-63.64
		BPR	380.00	1750.00	1320.00	-78.29	-71.21
		GJT	560.00	1500.00	1950.00	-62.67	-71.28
		KAR	340.00	500.00	1900.00	-32.00	-82.11
		HYD	850.00	700.00	1400.00	21.43	-39.29
		SKR	240.00	600.00	1200.00	-60.00	-80.00
		LRK	400.00	1200.00	1600.00	-66.67	-75.00
		MPK	600.00	1100.00	1600.00	-45.45	-62.50

Contd.

7.10 Intercity Wholesale Prices of Selected Commodities

Group/Commodity/Item Specification	Unit	City	Prices (Rs.)			% Change in May, 2016 Over	
			May, 2016	Apr., 2016	May, 2015	Apr., 2016	May, 2015
0124201. GARLIC	40 KG.	PSH	650.00	1450.00	2200.00	-55.17	-70.45
		BNU	800.00	1400.00	1250.00	-42.86	-36.00
		MNG	740.00	2200.00	2000.00	-66.36	-63.00
		QTA	480.00	1680.00	1480.00	-71.43	-67.57
		LAH	6100.00	9900.00	4890.00	-38.38	24.74
		FAS	3750.00	3750.00	2600.00	0.00	44.23
		RAW	7475.00	8087.50	3850.00	-7.57	94.16
		SAR	7225.00	10560.00	4600.00	-31.58	57.07
		SKT	6400.00	10000.00	5600.00	-36.00	14.29
		GJT	7000.00	7000.00	5000.00	0.00	40.00
		KAR	5000.00	5200.00	4200.00	-3.85	19.05
		HYD	5000.00	5250.00	4550.00	-4.76	9.89
		SKR	4800.00	6400.00	4400.00	-25.00	9.09
		PSH	4100.00	6400.00	2900.00	-35.94	41.38
0124301. ONIONS DRY AVG. QLTY.	40 KG.	MNG	4000.00	8800.00	4400.00	-54.55	-9.09
		QTA	6800.00	6800.00	4600.00	0.00	47.83
		LAH	825.00	1180.00	1545.00	-30.08	-46.60
		FAS	850.00	950.00	1800.00	-10.53	-52.78
		RAW	975.00	1300.00	1975.00	-25.00	-50.63
		MUL	800.00	1050.00	1150.00	-23.81	-30.43
		GUJ	1000.00	1350.00	1750.00	-25.93	-42.86
		SAH	1025.00	1375.00	1462.50	-25.45	-29.91
		SAR	1090.00	1070.00	1470.00	1.87	-25.85
		SKT	1200.00	1400.00	1800.00	-14.29	-33.33
		BPR	760.00	1380.00	1420.00	-44.93	-46.48
		GJT	1000.00	1400.00	1800.00	-28.57	-44.44
		KSR	775.00	1100.00	1550.00	-29.55	-50.00
		KAR	760.00	1040.00	1460.00	-26.92	-47.95
HYD	625.00	825.00	1000.00	-24.24	-37.50		
SKR	480.00	1000.00	1000.00	-52.00	-52.00		
LRK	1120.00	1200.00	1500.00	-6.67	-25.33		
MPK	625.00	800.00	1400.00	-21.88	-55.36		
NWB	1075.00	1075.00	1600.00	0.00	-32.81		
PSH	1125.00	1300.00	1300.00	-13.46	-13.46		
BNU	1200.00	1400.00	1600.00	-14.29	-25.00		
MNG	1000.00	1800.00	1700.00	-44.44	-41.18		
QTA	1000.00	1200.00	1280.00	-16.67	-21.88		
0124902. LADY FINGER AVG. QLTY.	100 KG.	LAH	4100.00	0.00	8300.00	-----	-50.60
		FAS	2750.00	0.00	7500.00	-----	-63.33
		RAW	4050.00	0.00	6900.00	-----	-41.30
		MUL	3300.00	0.00	5750.00	-----	-42.61
		SKT	6000.00	0.00	6000.00	-----	0.00
		KAR	2100.00	0.00	2100.00	-----	0.00
		SKR	1500.00	0.00	4000.00	-----	-62.50
		PSH	4250.00	0.00	8625.00	-----	-50.72
		BNU	5000.00	0.00	7000.00	-----	-28.57
		QTA	4600.00	0.00	5600.00	-----	-17.86
0124903. TINDA AVG. QLTY.	100 KG.	LAH	2100.00	8350.00	5650.00	-74.85	-62.83
		FAS	3250.00	7500.00	5000.00	-56.67	-35.00
		RAW	3150.00	3300.00	4750.00	-4.55	-33.68
		MUL	3500.00	8500.00	5750.00	-58.82	-39.13
		SKT	5500.00	10000.00	7000.00	-45.00	-21.43
		KAR	1550.00	4250.00	1440.00	-63.53	7.64
		SKR	2000.00	5000.00	4000.00	-60.00	-50.00
		MPK	2750.00	4250.00	4200.00	-35.29	-34.52
PSH	2500.00	1700.00	4100.00	47.06	-39.02		
0124904. BRINJAL AVG. QLTY.	100 KG.	MNG	1900.00	2500.00	4125.00	-24.00	-53.94
		LAH	1650.00	0.00	3350.00	-----	-50.75
		FAS	1100.00	0.00	2200.00	-----	-50.00
		MUL	2250.00	0.00	2750.00	-----	-18.18

Contd.

7.10 Intercity Wholesale Prices of Selected Commodities

Group/Commodity/Item Specification	Unit	City	Prices (Rs.)			% Change in May, 2016 Over	
			May, 2016	Apr., 2016	May, 2015	Apr., 2016	May, 2015
		SAR	3350.00	0.00	3680.00	-----	-8.97
		SKT	3000.00	0.00	3000.00	-----	0.00
		KAR	1250.00	0.00	900.00	-----	38.89
		SKR	1600.00	0.00	1800.00	-----	-11.11
		MPK	1550.00	0.00	1500.00	-----	3.33
		PSH	2000.00	0.00	3750.00	-----	-46.67
		BNU	1500.00	0.00	2500.00	-----	-40.00
		QTA	2200.00	0.00	2200.00	-----	0.00
0124905. BOTTLE GOURD (LOKI)	100 KG.	LAH	2100.00	3450.00	2750.00		-39.13 -23.64
		FAS	900.00	1800.00	2200.00		-50.00 -59.09
		RAW	2450.00	3850.00	3250.00		-36.36 -24.62
		KAR	1450.00	1900.00	900.00		-23.68 61.11
		HYD	2000.00	2650.00	3000.00		-24.53 -33.33
		SKR	800.00	1500.00	2000.00		-46.67 -60.00
		PSH	2000.00	3800.00	4000.00		-47.37 -50.00
		BNU	2500.00	3000.00	2400.00		-16.67 4.17
0124906. KARELLA	100 KG.	LAH	2100.00	0.00	3550.00	-----	-40.85
		FAS	1900.00	0.00	4200.00	-----	-54.76
		RAW	2275.00	0.00	5450.00	-----	-58.26
		SAR	1675.00	0.00	3730.00	-----	-55.09
		KAR	1550.00	0.00	2100.00	-----	-26.19
		HYD	2000.00	0.00	3500.00	-----	-42.86
		SKR	1000.00	0.00	2800.00	-----	-64.29
		PSH	4000.00	0.00	3750.00	-----	6.67
		BNU	4000.00	0.00	5000.00	-----	-20.00
007. Fresh Fruits							
0131201. BANANA AVG. QLTY.	DOZ.	LAH	57.50	72.50	55.50		-20.69 3.60
		FAS	55.00	47.50	42.50		15.79 29.41
		RAW	78.75	70.00	88.75		12.50 -11.27
		MUL	65.00	57.50	52.50		13.04 23.81
		GUJ	70.00	65.00	52.50		7.69 33.33
		SKT	70.00	70.00	65.00		0.00 7.69
		BPR	60.00	57.50	47.50		4.35 26.32
		GJT	70.00	65.00	62.50		7.69 12.00
		KAR	34.00	28.50	38.00		19.30 -10.53
		HYD	60.00	67.50	50.00		-11.11 20.00
		SKR	60.00	60.00	42.50		0.00 41.18
		MPK	16.50	16.50	25.00		0.00 -34.00
		PSH	47.50	47.50	55.00		0.00 -13.64
		MNG	100.00	80.00	80.00		25.00 25.00
0131601. MANGOES SINDHRI AVG. QLTY.	40 KG.	KAR	3200.00	0.00	1100.00	-----	190.91
		HYD	3200.00	0.00	3200.00	-----	0.00
0131602. MANGOES LANGRA AVG. QLTY.	40 KG.	LAH	3100.00	0.00	0.00	-----	-----
		RAW	3150.00	0.00	3250.00	-----	-3.08
		MUL	3100.00	0.00	0.00	-----	-----
		GJT	3100.00	0.00	1250.00	-----	148.00
		KAR	1900.00	0.00	1100.00	-----	72.73
		PSH	3200.00	0.00	3200.00	-----	0.00
		QTA	3200.00	0.00	3200.00	-----	0.00
0131603. MANGOES CHONSA AVG. QLTY.	40 KG.	LAH	2500.00	0.00	0.00	-----	-----
		FAS	2500.00	0.00	0.00	-----	-----
		RAW	2500.00	0.00	0.00	-----	-----
		MUL	2500.00	0.00	0.00	-----	-----
		GJT	2500.00	0.00	2500.00	-----	0.00
		KAR	2500.00	0.00	0.00	-----	-----
0131701. PAPAYA (PAPETA)	40 KG.	LAH	3850.00	3850.00	3700.00		0.00 4.05
		KAR	1560.00	1700.00	2250.00		-8.24 -30.67
		HYD	2400.00	2900.00	2300.00		-17.24 4.35
		MPK	2250.00	2450.00	2300.00		-8.16 -2.17
0134401. STRAWBURY	40 KG.	LAH	2850.00	3850.00	3350.00		-25.97 -14.93

Contd.

7.10 Intercity Wholesale Prices of Selected Commodities

Group/Commodity/Item Specification	Unit	City	Prices (Rs.)			% Change in May, 2016 Over			
			May, 2016	Apr., 2016	May, 2015	Apr., 2016	May, 2015		
0135101. APPLE AVG. QLTY.	40 KG.	RAW	4650.00	4250.00	5450.00	9.41	-14.68		
		KAR	4600.00	4600.00	5000.00	0.00	-8.00		
		SKR	2000.00	2000.00	2500.00	0.00	-20.00		
		LAH	3225.00	2755.00	3450.00	17.06	-6.52		
		RAW	2625.00	2575.00	2825.00	1.94	-7.08		
		MUL	3600.00	3000.00	4200.00	20.00	-14.29		
		KAR	2500.00	2500.00	3100.00	0.00	-19.35		
		HYD	2500.00	7750.00	3600.00	-67.74	-30.56		
		SKR	2800.00	2200.00	2700.00	27.27	3.70		
		PSH	2500.00	2500.00	3730.00	0.00	-32.98		
		MNG	3600.00	3600.00	4100.00	0.00	-12.20		
		QTA	3040.00	3040.00	4600.00	0.00	-33.91		
		LAH	5100.00	4450.00	5650.00	14.61	-9.73		
		RAW	6350.00	6175.00	5950.00	2.83	6.72		
		GJT	4900.00	4900.00	7100.00	0.00	-30.99		
0135102. APPLE SUP. QLTY.	40 KG.	KAR	4200.00	4200.00	4300.00	0.00	-2.33		
		PSH	3100.00	3100.00	3550.00	0.00	-12.68		
		MNG	4800.00	4100.00	5600.00	17.07	-14.29		
		QTA	4040.00	4040.00	5600.00	0.00	-27.86		
		LAH	425.00	825.00	700.00	-48.48	-39.29		
		FAS	500.00	700.00	450.00	-28.57	11.11		
		RAW	675.00	1087.50	810.00	-37.93	-16.67		
		MUL	650.00	1100.00	700.00	-40.91	-7.14		
		KSR	300.00	860.00	475.00	-65.12	-36.84		
		KAR	440.00	440.00	500.00	0.00	-12.00		
		HYD	775.00	775.00	800.00	0.00	-3.13		
		SKR	380.00	400.00	480.00	-5.00	-20.83		
		PSH	1200.00	1600.00	1400.00	-25.00	-14.29		
		QTA	740.00	1240.00	840.00	-40.32	-11.90		
		0136101. WATER MELON	40 KG.	LAH	1250.00	1825.00	1390.00	-31.51	-10.07
RAW	1475.00			1550.00	1412.50	-4.84	4.42		
SKT	1600.00			1800.00	1200.00	-11.11	33.33		
KAR	740.00			690.00	1100.00	7.25	-32.73		
PSH	1200.00			2300.00	1050.00	-47.83	14.29		
0136102. MUSK MELON (SARDA/GARMA)	40 KG.	LAH	1825.00	1825.00	1390.00	0.00	31.29		
		RAW	4050.00	1775.00	3050.00	128.17	32.79		
		KAR	840.00	710.00	1100.00	18.31	-23.64		
		HYD	2400.00	2400.00	2400.00	0.00	0.00		
0136103. SWEET MELON (KHURBOZA)	40 KG.	LAH	21800.00	21800.00	21800.00	0.00	0.00		
		RAW	16250.00	16250.00	14750.00	0.00	10.17		
		MUL	23000.00	23000.00	26500.00	0.00	-13.21		
		KAR	26500.00	26500.00	20400.00	0.00	29.90		
		HYD	22000.00	22000.00	21000.00	0.00	4.76		
		MPK	27500.00	28500.00	27000.00	-3.51	1.85		
		PSH	21000.00	23000.00	25500.00	-8.70	-17.65		
		MNG	22000.00	22000.00	27200.00	0.00	-19.12		
		QTA	20000.00	20000.00	13200.00	0.00	51.52		
		0138401. CHHOARA (DRY DATES) AVG. QLTY.	40 KG.	LAH	3825.00	3825.00	3100.00	0.00	23.39
				FAS	3100.00	3100.00	2300.00	0.00	34.78
				RAW	3950.00	3950.00	4150.00	0.00	-4.82
				MUL	4600.00	4300.00	3500.00	6.98	31.43
				KAR	5100.00	5100.00	4300.00	0.00	18.60
				HYD	3200.00	3200.00	3260.00	0.00	-1.84
MPK	2800.00			2500.00	2500.00	12.00	12.00		
PSH	3900.00			3900.00	3400.00	0.00	14.71		
BNU	3700.00			3700.00	3700.00	0.00	0.00		
0138501. PISTACHIO(WITHOUT SHELL)AVG. QLTY	40 KG.			LAH	81500.00	81500.00	74500.00	0.00	9.40
				RAW	72500.00	72500.00	74500.00	0.00	-2.68
				MUL	71500.00	71500.00	71000.00	0.00	0.70

Contd.

7.10 Intercity Wholesale Prices of Selected Commodities

Group/Commodity/Item Specification	Unit	City	Prices (Rs.)			% Change in May, 2016 Over	
			May, 2016	Apr., 2016	May, 2015	Apr., 2016	May, 2015
		KAR	95000.00	95000.00	82000.00	0.00	15.85
		HYD	85000.00	88000.00	80000.00	-3.41	6.25
		SKR	83500.00	83500.00	83500.00	0.00	0.00
		PSH	75000.00	75000.00	75000.00	0.00	0.00
		QTA	58000.00	58000.00	58000.00	0.00	0.00
0138901. COCONUT DRY AVG. QLTY.	40 KG.	LAH	9100.00	9100.00	10250.00	0.00	-11.22
		MUL	7750.00	7750.00	9100.00	0.00	-14.84
		GJT	7000.00	7000.00	9400.00	0.00	-25.53
		KAR	8200.00	7900.00	9800.00	3.80	-16.33
		HYD	8350.00	8350.00	10000.00	0.00	-16.50
		SKR	9600.00	9600.00	10000.00	0.00	-4.00
		MPK	8500.00	9200.00	10000.00	-7.61	-15.00
		PSH	8000.00	7200.00	9600.00	11.11	-16.67
		MNG	8400.00	8400.00	10400.00	0.00	-19.23
009. Cotton Seeds							
0143101. COTTON SEEDS	40 KG.	FAS	1750.00	1650.00	1500.00	6.06	16.67
		MUL	1450.00	1450.00	1225.00	0.00	18.37
		SAH	1375.00	1475.00	1150.00	-6.78	19.57
		SAR	1725.00	1700.00	1375.00	1.47	25.45
		SKT	1700.00	1700.00	1733.00	0.00	-1.90
		KSR	1425.00	1425.00	1425.00	0.00	0.00
		KAR	2845.00	2845.00	2600.00	0.00	9.42
		HYD	1000.00	1200.00	1200.00	-16.67	-16.67
010. Other Oil Seeds							
0144201. MUSTARD SEEDS	40 KG.	FAS	2250.00	2050.00	2150.00	9.76	4.65
		MUL	2125.00	2050.00	2150.00	3.66	-1.16
		SAH	2125.00	2081.25	1950.00	2.10	8.97
		BPR	2350.00	2025.00	2150.00	16.05	9.30
		KSR	2750.00	2750.00	2750.00	0.00	0.00
		KAR	2520.00	2520.00	2700.00	0.00	-6.67
		HYD	2200.00	2000.00	2100.00	10.00	4.76
		MPK	2100.00	2000.00	2100.00	5.00	0.00
		NWB	1500.00	1700.00	1500.00	-11.76	0.00
		PSH	3200.00	3200.00	3000.00	0.00	6.67
011. Edible Roots / Potatoes							
0151001. POTATOES WHITE AVG. QLTY.	40 KG.	KAR	380.00	380.00	330.00	0.00	15.15
		HYD	330.00	320.00	350.00	3.13	-5.71
		SKR	320.00	320.00	240.00	0.00	33.33
		MPK	400.00	280.00	240.00	42.86	66.67
		QTA	445.00	490.00	460.00	-9.18	-3.26
0151002. POTATOES RED AVG. QLTY.	40 KG.	LAH	410.00	410.00	405.00	0.00	1.23
		FAS	440.00	360.00	360.00	22.22	22.22
		RAW	590.00	490.00	637.50	20.41	-7.45
		MUL	640.00	440.00	625.00	45.45	2.40
		GUJ	550.00	425.00	450.00	29.41	22.22
		SAH	395.00	395.00	525.00	0.00	-24.76
		SAR	360.00	410.00	500.00	-12.20	-28.00
		SKT	600.00	600.00	480.00	0.00	25.00
		BPR	500.00	460.00	500.00	8.70	0.00
		PSH	680.00	640.00	820.00	6.25	-17.07
		MNG	640.00	640.00	720.00	0.00	-11.11
012. Stimulant & Spice Crops							
0165201. RED CHILLIES DRY(WHOLE)	40 KG.	LAH	9550.00	8650.00	9575.00	10.40	-0.26
		FAS	7700.00	7850.00	7825.00	-1.91	-1.60
		RAW	9250.00	9250.00	8750.00	0.00	5.71
		MUL	7250.00	7250.00	7700.00	0.00	-5.84
		KAR	8200.00	7300.00	9400.00	12.33	-12.77
		HYD	8000.00	8000.00	8500.00	0.00	-5.88
		MPK	7750.00	7750.00	8000.00	0.00	-3.13
		PSH	8000.00	8000.00	8600.00	0.00	-6.98

Contd.

7.10 Intercity Wholesale Prices of Selected Commodities

Group/Commodity/Item Specification	Unit	City	Prices (Rs.)			% Change in May, 2016 Over			
			May, 2016	Apr., 2016	May, 2015	Apr., 2016	May, 2015		
0165401. CUMINSEED WHITE 50 G.PKT.NAT.	EACH	QTA	11600.00	11600.00	11600.00	0.00	0.00		
		LAH	49.50	49.50	49.50	0.00	0.00		
		FAS	48.28	48.28	48.28	0.00	0.00		
		RAW	46.00	46.00	46.00	0.00	0.00		
		MUL	48.25	48.25	48.67	0.00	-0.86		
		KAR	50.00	50.00	50.00	0.00	0.00		
		HYD	52.00	52.00	52.00	0.00	0.00		
		MPK	40.45	40.45	40.45	0.00	0.00		
		PSH	51.00	51.00	51.00	0.00	0.00		
		MNG	45.00	45.00	45.00	0.00	0.00		
0165402. CARDAMOM LARGE	40 KG.	QTA	46.00	46.00	46.00	0.00	0.00		
		LAH	108000.00	108000.00	98500.00	0.00	9.64		
		RAW	76500.00	75500.00	90500.00	1.32	-15.47		
		MUL	99000.00	99000.00	123000.00	0.00	-19.51		
		KAR	111000.00	115000.00	129000.00	-3.48	-13.95		
		HYD	76000.00	76000.00	120000.00	0.00	-36.67		
		MPK	105000.00	105000.00	120000.00	0.00	-12.50		
		PSH	64000.00	64000.00	122000.00	0.00	-47.54		
		QTA	104000.00	104000.00	104000.00	0.00	0.00		
		0165403. CARDAMOM SMALL	KG.	LAH	1225.00	1225.00	1175.00	0.00	4.26
RAW	1325.00			1325.00	1325.00	0.00	0.00		
MUL	900.00			905.00	1250.00	-0.55	-28.00		
KAR	1375.00			1325.00	1225.00	3.77	12.24		
HYD	1350.00			1350.00	1400.00	0.00	-3.57		
MPK	1000.00			1000.00	1000.00	0.00	0.00		
PSH	1250.00			1250.00	1375.00	0.00	-9.09		
QTA	925.00			925.00	925.00	0.00	0.00		
0165501. CINNAMON	40 KG.			RAW	9250.00	9250.00	9250.00	0.00	0.00
				MUL	9250.00	9250.00	11250.00	0.00	-17.78
		KAR	8900.00	8900.00	11000.00	0.00	-19.09		
		PSH	8600.00	8600.00	10000.00	0.00	-14.00		
		QTA	5100.00	5100.00	5100.00	0.00	0.00		
0165701. GINGER GREEN	40 KG.	LAH	2450.00	3050.00	6625.00	-19.67	-63.02		
		FAS	2750.00	2750.00	4250.00	0.00	-35.29		
		RAW	3350.00	3625.00	4825.00	-7.59	-30.57		
		SAR	3550.00	3875.00	7080.00	-8.39	-49.86		
		SKT	5700.00	5700.00	7200.00	0.00	-20.83		
		KAR	2200.00	2550.00	4600.00	-13.73	-52.17		
		HYD	3200.00	3600.00	5600.00	-11.11	-42.86		
		SKR	3600.00	3600.00	5200.00	0.00	-30.77		
		PSH	5200.00	5400.00	5800.00	-3.70	-10.34		
		MNG	4000.00	4800.00	6400.00	-16.67	-37.50		
QTA	7600.00	7200.00	4800.00	5.56	58.33				
013. Pulses									
0170101. KIDNEY BEANS DRY WHOLE (LOBIA)	40 KG.	LAH	5075.00	5075.00	5250.00	0.00	-3.33		
		RAW	4750.00	4675.00	4725.00	1.60	0.53		
		MUL	4250.00	4250.00	4300.00	0.00	-1.16		
		KSR	5000.00	5000.00	5250.00	0.00	-4.76		
		KAR	4300.00	4500.00	4300.00	-4.44	0.00		
		HYD	3400.00	3400.00	3450.00	0.00	-1.45		
		PSH	3700.00	3600.00	3600.00	2.78	2.78		
		BNU	4500.00	4400.00	4500.00	2.27	0.00		
		QTA	5600.00	5600.00	5000.00	0.00	12.00		
		0170401. MASOOR WHOLE AVG. QLTY.	100 KG.	LAH	11900.00	11250.00	11250.00	5.78	5.78
FAS	10250.00			9875.00	10250.00	3.80	0.00		
RAW	13650.00			13400.00	11900.00	1.87	14.71		
MUL	11250.00			10500.00	10350.00	7.14	8.70		
SAR	11750.00			11750.00	11000.00	0.00	6.82		
SKT	12300.00			12000.00	12000.00	2.50	2.50		
BPR	11750.00			11750.00	11750.00	0.00	0.00		

Contd.

7.10 Intercity Wholesale Prices of Selected Commodities

Group/Commodity/Item Specification	Unit	City	Prices (Rs.)			% Change in May, 2016 Over	
			May, 2016	Apr., 2016	May, 2015	Apr., 2016	May, 2015
		GJT	11750.00	10500.00	10750.00	11.90	9.30
		KSR	12250.00	10250.00	11150.00	19.51	9.87
		KAR	11100.00	10650.00	10400.00	4.23	6.73
		HYD	11000.00	9100.00	9600.00	20.88	14.58
		SKR	12000.00	11300.00	10000.00	6.19	20.00
		LRK	11000.00	11000.00	10000.00	0.00	10.00
		MPK	11200.00	11000.00	11000.00	1.82	1.82
		PSH	12000.00	12000.00	12200.00	0.00	-1.64
		QTA	15000.00	14000.00	14000.00	7.14	7.14
0170402. MASOOR SPLIT AVG. QLTY.	100 KG.	LAH	13650.00	12900.00	12500.00	5.81	9.20
		FAS	11750.00	11250.00	11250.00	4.44	4.44
		RAW	14475.00	14225.00	13400.00	1.76	8.02
		MUL	12562.50	11625.00	10750.00	8.06	16.86
		SAR	13100.00	12600.00	12500.00	3.97	4.80
		SKT	13000.00	12700.00	12000.00	2.36	8.33
		BPR	13250.00	12250.00	13000.00	8.16	1.92
		GJT	14000.00	13000.00	14000.00	7.69	0.00
		KAR	12900.00	12350.00	12100.00	4.45	6.61
		HYD	12000.00	10600.00	11500.00	13.21	4.35
		SKR	14000.00	11800.00	11500.00	18.64	21.74
		LRK	12200.00	12000.00	12000.00	1.67	1.67
		MPK	13700.00	12200.00	12600.00	12.30	8.73
		PSH	13000.00	11900.00	12200.00	9.24	6.56
		QTA	15600.00	14600.00	15000.00	6.85	4.00
0170901. GRAM WHOLE YELLOW AVG. QLTY.	100 KG.	LAH	10000.00	10000.00	11750.00	0.00	-14.89
		FAS	9250.00	8750.00	6750.00	5.71	37.04
		RAW	9900.00	9250.00	9550.00	7.03	3.66
		MUL	13750.00	13250.00	8100.00	3.77	69.75
		SAR	12250.00	11625.00	9500.00	5.38	28.95
		BPR	16250.00	14250.00	9250.00	14.04	75.68
		GJT	14000.00	11750.00	9000.00	19.15	55.56
		KAR	14250.00	11200.00	8500.00	27.23	67.65
		HYD	13000.00	9000.00	9000.00	44.44	44.44
		SKR	11000.00	10000.00	9000.00	10.00	22.22
		MPK	15500.00	14000.00	9400.00	10.71	64.89
		PSH	13800.00	10500.00	8000.00	31.43	72.50
		BNU	9000.00	9000.00	8200.00	0.00	9.76
		QTA	14500.00	14500.00	13500.00	0.00	7.41
0170902. GRAM SPLIT AVG. QLTY.	100 KG.	LAH	11900.00	10400.00	7650.00	14.42	55.56
		FAS	9750.00	8950.00	7062.50	8.94	38.05
		RAW	13375.00	11100.00	9100.00	20.50	46.98
		MUL	11750.00	10750.00	7250.00	9.30	62.07
		GUJ	13000.00	11250.00	8000.00	15.56	62.50
		SAR	12100.00	11100.00	7250.00	9.01	66.90
		SKT	11500.00	9800.00	8400.00	17.35	36.90
		BPR	12900.00	11500.00	8250.00	12.17	56.36
		GJT	12000.00	10375.00	7500.00	15.66	60.00
		KAR	12750.00	10250.00	8100.00	24.39	57.41
		HYD	12400.00	10100.00	7400.00	22.77	67.57
		SKR	13000.00	11000.00	7750.00	18.18	67.74
		MPK	11300.00	11200.00	8600.00	0.89	31.40
		PSH	12750.00	10400.00	8000.00	22.60	59.38
		BNU	11500.00	11500.00	7750.00	0.00	48.39
		QTA	15000.00	13000.00	10100.00	15.38	48.51
0170903. MASH WHOLE AVG. QLTY.	100 KG.	LAH	24250.00	21450.00	14250.00	13.05	70.18
		FAS	17000.00	17000.00	14500.00	0.00	17.24
		RAW	23225.00	22700.00	16100.00	2.31	44.25
		MUL	18250.00	18100.00	12250.00	0.83	48.98
		SKT	21500.00	22000.00	14400.00	-2.27	49.31
		KSR	24625.00	22550.00	14250.00	9.20	72.81

Contd.

7.10 Intercity Wholesale Prices of Selected Commodities

Group/Commodity/Item Specification	Unit	City	Prices (Rs.)			% Change in May, 2016 Over	
			May, 2016	Apr., 2016	May, 2015	Apr., 2016	May, 2015
0170904. MASH SPLIT AVG. QLTY.	100 KG.	KAR	22500.00	22350.00	12750.00	0.67	76.47
		LAH	25650.00	23800.00	17250.00	7.77	48.70
		FAS	19000.00	19000.00	17250.00	0.00	10.14
		RAW	24900.00	24500.00	16750.00	1.63	48.66
		MUL	22875.00	23500.00	15250.00	-2.66	50.00
		SKT	23000.00	24000.00	18000.00	-4.17	27.78
		KSR	25750.00	24750.00	16150.00	4.04	59.44
		KAR	23900.00	23600.00	13950.00	1.27	71.33
		HYD	22500.00	22500.00	15000.00	0.00	50.00
		SKR	23000.00	23000.00	15000.00	0.00	53.33
		MPK	24500.00	23000.00	16600.00	6.52	47.59
		PSH	26400.00	27600.00	16900.00	-4.35	56.21
		MNG	23000.00	23000.00	16400.00	0.00	40.24
0170905. MOONG WHOLE AVG. QLTY.	100 KG.	QTA	27400.00	27000.00	19600.00	1.48	39.80
		LAH	13600.00	13600.00	14750.00	0.00	-7.80
		FAS	9750.00	9750.00	13750.00	0.00	-29.09
		RAW	14900.00	14900.00	16100.00	0.00	-7.45
		MUL	10625.00	10625.00	12750.00	0.00	-16.67
		SKT	13500.00	14000.00	15000.00	-3.57	-10.00
		GJT	11000.00	11250.00	13800.00	-2.22	-20.29
		KSR	13250.00	13250.00	14250.00	0.00	-7.02
		KAR	12900.00	12850.00	14750.00	0.39	-12.54
		SKR	13500.00	13500.00	14500.00	0.00	-6.90
		PSH	11800.00	11400.00	13800.00	3.51	-14.49
		MNG	11200.00	11200.00	13400.00	0.00	-16.42
		QTA	17400.00	16500.00	18000.00	5.45	-3.33
0170906. MOONG SPLIT AVG. QLTY.	100 KG.	LAH	14250.00	14250.00	15250.00	0.00	-6.56
		FAS	11250.00	11250.00	14250.00	0.00	-21.05
		RAW	15050.00	15050.00	16900.00	0.00	-10.95
		MUL	12375.00	12750.00	14750.00	-2.94	-16.10
		SKT	14400.00	14400.00	15000.00	0.00	-4.00
		GJT	12000.00	12250.00	14500.00	-2.04	-17.24
		KAR	14100.00	13800.00	15750.00	2.17	-10.48
		HYD	12400.00	12100.00	15000.00	2.48	-17.33
		SKR	14500.00	14000.00	15500.00	3.57	-6.45
		MPK	14800.00	14800.00	16600.00	0.00	-10.84
		PSH	12000.00	11450.00	13800.00	4.80	-13.04
		MNG	12800.00	12800.00	15000.00	0.00	-14.67
		QTA	17000.00	16100.00	17600.00	5.59	-3.41
014. Sugar Crops							
0180206. SUGAR CANE (OPEN MARKET)	40 KG.	FAS	175.00	175.00	175.00	0.00	0.00
		HYD	182.00	182.00	182.00	0.00	0.00
		PSH	212.10	212.00	212.00	0.05	0.05
015. Fibre Crops							
0192101. COTTON SPOT RATE EX-KAR.	40 KG.	KAR	6133.25	5838.75	5987.00	5.04	2.44
0192201. JUTE BAGS LOCAL	100	LAH	12250.00	12250.00	12250.00	0.00	0.00
		FAS	9000.00	9000.00	9000.00	0.00	0.00
		KAR	12450.00	12450.00	11750.00	0.00	5.96
		PSH	9500.00	9500.00	9500.00	0.00	0.00
016. Unmanufactured Tobacco							
0197001. TOBACCO SIND KARO	40 KG.	SAR	5850.00	5850.00	5200.00	0.00	12.50
		SKR	2200.00	2200.00	2200.00	0.00	0.00
		LRK	2500.00	2500.00	2500.00	0.00	0.00
0197002. TOBACCO DESI(MITHA)	40 KG.	LAH	6500.00	5900.00	5450.00	10.17	19.27
		SAR	7350.00	7350.00	6600.00	0.00	11.36
		HYD	5200.00	5200.00	6000.00	0.00	-13.33
		QTA	2800.00	2800.00	2800.00	0.00	0.00
0197003. TOBACCO SUFAID PATHA	40 KG.	MUL	7100.00	7100.00	7100.00	0.00	0.00
		SAR	6300.00	6300.00	4850.00	0.00	29.90
		KAR	2830.00	2830.00	2820.00	0.00	0.35

Contd.

7.10 Intercity Wholesale Prices of Selected Commodities

Group/Commodity/Item Specification	Unit	City	Prices (Rs.)			% Change in May, 2016 Over					
			May, 2016	Apr., 2016	May, 2015	Apr., 2016	May, 2015				
0197004. TOBACCO HUKKA TWISTED	40 KG.	HYD	5600.00	5600.00	4500.00	0.00	24.44				
		QTA	5415.00	5415.00	5415.00	0.00	0.00				
		LAH	5450.00	4650.00	4450.00	17.20	22.47				
		RAW	2625.00	2625.00	2475.00	0.00	6.06				
		MUL	4700.00	4700.00	4700.00	0.00	0.00				
		KSR	5450.00	4650.00	4650.00	17.20	17.20				
		HYD	5500.00	5500.00	6000.00	0.00	-8.33				
		SKR	8000.00	8000.00	3600.00	0.00	122.22				
		QTA	2970.00	2970.00	2970.00	0.00	0.00				
		LAH	3850.00	3850.00	3850.00	0.00	0.00				
0197005. TOBACCO HUKKA PREPARED	40 KG.	RAW	1525.00	1525.00	1375.00	0.00	10.91				
		MUL	1500.00	1500.00	1500.00	0.00	0.00				
		KSR	3700.00	3700.00	3700.00	0.00	0.00				
		LRK	1500.00	1500.00	1500.00	0.00	0.00				
		QTA	1530.00	1530.00	1530.00	0.00	0.00				
		017. Poultry	0215101. CHICKEN FARM(LIVE)	1 KG.	LAH	152.50	161.50	135.50	-5.57	12.55	
					FAS	152.00	157.50	144.00	-3.49	5.56	
					RAW	151.00	165.50	152.50	-8.76	-0.98	
					MUL	153.00	158.00	142.50	-3.16	7.37	
					GUJ	156.00	161.00	144.00	-3.11	8.33	
SKT	158.00				172.00	146.00	-8.14	8.22			
BPR	144.50				157.00	150.00	-7.96	-3.67			
KAR	189.00				189.00	187.50	0.00	0.80			
HYD	180.00				195.00	190.00	-7.69	-5.26			
SKR	170.00				195.00	174.00	-12.82	-2.30			
MPK	154.00				176.00	176.00	-12.50	-12.50			
PSH	172.00				128.00	142.00	34.38	21.13			
MNG	187.00				195.00	171.00	-4.10	9.36			
QTA	170.00				195.00	175.00	-12.82	-2.86			
018. Raw Milk from Bovine Animals	0221101. FRESH MILK				40 LTR.	LAH	3000.00	3000.00	3000.00	0.00	0.00
						FAS	2600.00	2200.00	2200.00	18.18	18.18
						RAW	3337.50	3325.00	3100.00	0.38	7.66
		MUL	2450.00	2450.00		2450.00	0.00	0.00			
		SAH	2000.00	2000.00		2000.00	0.00	0.00			
		SKT	2600.00	2600.00		2600.00	0.00	0.00			
		KSR	2225.00	2225.00		2225.00	0.00	0.00			
		KAR	3000.00	3000.00		3000.00	0.00	0.00			
		HYD	2800.00	2800.00		2800.00	0.00	0.00			
		SKR	2800.00	2800.00		2800.00	0.00	0.00			
		MPK	2600.00	2600.00		2560.00	0.00	1.56			
		PSH	2450.00	2450.00		2400.00	0.00	2.08			
		BNU	2800.00	2800.00		2600.00	0.00	7.69			
		QTA	2800.00	2800.00		2800.00	0.00	0.00			
		019. Eggs	0231001. EGGS FARM CRATE OF 30 DOZ.	EACH		LAH	1950.00	2010.00	2100.00	-2.99	-7.14
						FAS	1920.00	2010.00	2190.00	-4.48	-12.33
						RAW	1990.00	1990.00	2155.00	0.00	-7.66
MUL	1775.00				1675.00	2225.00	5.97	-20.22			
GUJ	2010.00				2010.00	2100.00	0.00	-4.29			
SKT	2000.00				2000.00	2300.00	0.00	-13.04			
BPR	1800.00				1920.00	2100.00	-6.25	-14.29			
KAR	2025.00				2025.00	2170.00	0.00	-6.68			
HYD	2025.00				1975.00	2160.00	2.53	-6.25			
SKR	1800.00				1800.00	2160.00	0.00	-16.67			
MPK	1740.00				1740.00	2200.00	0.00	-20.91			
PSH	2070.00				2070.00	2150.00	0.00	-3.72			
MNG	2070.00				2050.00	2025.00	0.98	2.22			
QTA	3000.00				3000.00	2600.00	0.00	15.38			

Contd.

7.10 Intercity Wholesale Prices of Selected Commodities

Group/Commodity/Item Specification	Unit	City	Prices (Rs.)			% Change in May, 2016 Over	
			May,2016	Apr., 2016	May, 2015	Apr., 2016	May, 2015
020. Raw Animal Materials / Wool							
0294201. WOOL PAK. SUPERIOR WHITE	40 KG.	LAH	1575.00	1575.00	1575.00	0.00	0.00
		MUL	1900.00	1900.00	1900.00	0.00	0.00
		KAR	4350.00	4350.00	3900.00	0.00	11.54
		BNU	2500.00	2500.00	2500.00	0.00	0.00
0294202. WOOL PAK. SUPERIOR YELLOW	40 KG.	LAH	1375.00	1375.00	1375.00	0.00	0.00
		MUL	1150.00	1150.00	1500.00	0.00	-23.33
		KAR	4300.00	4300.00	3900.00	0.00	10.26
		BNU	2250.00	2250.00	2250.00	0.00	0.00
0294203. WOOL PAK MEDIUM WHITE	40 KG.	LAH	1300.00	1300.00	1300.00	0.00	0.00
		MUL	1700.00	1700.00	1750.00	0.00	-2.86
		KAR	3600.00	3600.00	3400.00	0.00	5.88
		BNU	2100.00	2100.00	2100.00	0.00	0.00
0294204. WOOL PAK.MEDIUM YELLOW	40 KG.	LAH	1175.00	1175.00	1175.00	0.00	0.00
		MUL	950.00	1050.00	1300.00	-9.52	-26.92
		KAR	3275.00	3275.00	3100.00	0.00	5.65
		BNU	1850.00	1850.00	1850.00	0.00	0.00
0294205. WOOL COLOURED LIGHT	40 KG.	LAH	925.00	925.00	925.00	0.00	0.00
		MUL	650.00	650.00	750.00	0.00	-13.33
		KAR	2700.00	2700.00	2500.00	0.00	8.00
		BNU	1600.00	1600.00	1600.00	0.00	0.00
0294206. WOOL COLOURED DARK	40 KG.	LAH	825.00	825.00	825.00	0.00	0.00
		MUL	375.00	375.00	650.00	0.00	-42.31
		KAR	2500.00	2500.00	2300.00	0.00	8.70
		BNU	1500.00	1500.00	1500.00	0.00	0.00
021. Hides & Fur Skins, Raw							
0295101. HIDES WET SALTED COW MEDIUM	EACH	LAH	2800.00	2800.00	2300.00	0.00	21.74
		RAW	2150.00	2150.00	2550.00	0.00	-15.69
		MUL	1650.00	1750.00	2300.00	-5.71	-28.26
		SKT	2250.00	2250.00	3000.00	0.00	-25.00
		KSR	2800.00	2800.00	2250.00	0.00	24.44
		KAR	4000.00	4000.00	4000.00	0.00	0.00
		HYD	3000.00	3000.00	3000.00	0.00	0.00
		BNU	1700.00	1700.00	1700.00	0.00	0.00
		QTA	3500.00	3500.00	3500.00	0.00	0.00
0295102. HIDES WET SALTED BUFFALO MEDIUM	EACH	LAH	2450.00	2450.00	1900.00	0.00	28.95
		RAW	2150.00	2150.00	2550.00	0.00	-15.69
		MUL	2250.00	2250.00	3550.00	0.00	-36.62
		SKT	2250.00	2250.00	3000.00	0.00	-25.00
		KSR	2400.00	2400.00	1800.00	0.00	33.33
		KAR	2700.00	2700.00	2700.00	0.00	0.00
		HYD	1850.00	1850.00	1850.00	0.00	0.00
		BNU	1900.00	1900.00	1900.00	0.00	0.00
		QTA	2400.00	2400.00	2400.00	0.00	0.00
0295103. HIDES WET SALTED CALF MEDIUM	EACH	LAH	2000.00	2000.00	1500.00	0.00	33.33
		RAW	1750.00	1750.00	2150.00	0.00	-18.60
		MUL	1050.00	1050.00	1250.00	0.00	-16.00
		SKT	600.00	600.00	700.00	0.00	-14.29
		KSR	2000.00	2000.00	1400.00	0.00	42.86
		KAR	3900.00	3900.00	3900.00	0.00	0.00
		HYD	2050.00	2050.00	2050.00	0.00	0.00
		BNU	900.00	900.00	900.00	0.00	0.00
		QTA	2300.00	2300.00	2300.00	0.00	0.00
0295301. SHEEP SKIN MEDIUM	100	RAW	25500.00	25500.00	29500.00	0.00	-13.56
		MUL	15000.00	15000.00	21000.00	0.00	-28.57
		KSR	22000.00	22000.00	22000.00	0.00	0.00
		KAR	42500.00	42500.00	42500.00	0.00	0.00
		HYD	20500.00	20500.00	20500.00	0.00	0.00
		PSH	15000.00	15000.00	38000.00	0.00	-60.53
		QTA	50000.00	50000.00	50000.00	0.00	0.00

Contd.

7.10 Intercity Wholesale Prices of Selected Commodities

Group/Commodity/Item Specification	Unit	City	Prices (Rs.)			% Change in May, 2016 Over			
			May, 2016	Apr., 2016	May, 2015	Apr., 2016	May, 2015		
0295302. SHEEP SKIN LARGE	100	LAH	39000.00	39000.00	39000.00	0.00	0.00		
		RAW	31500.00	31500.00	35500.00	0.00	-11.27		
		MUL	24500.00	24500.00	29000.00	0.00	-15.52		
		KSR	30500.00	30500.00	30500.00	0.00	0.00		
		KAR	55500.00	55500.00	55500.00	0.00	0.00		
		HYD	31500.00	31500.00	31500.00	0.00	0.00		
		PSH	20000.00	20000.00	52000.00	0.00	-61.54		
		QTA	55000.00	55000.00	55000.00	0.00	0.00		
		0295401. GOAT SKIN LARGE	100	LAH	40000.00	40000.00	40000.00	0.00	0.00
				RAW	30500.00	30500.00	34500.00	0.00	-11.59
KSR	37000.00			37000.00	37000.00	0.00	0.00		
KAR	37500.00			37500.00	37500.00	0.00	0.00		
HYD	36500.00			36500.00	36500.00	0.00	0.00		
PSH	20000.00			20000.00	35000.00	0.00	-42.86		
0295402. GOAT SKIN EXTRA LARGE	100	QTA	43500.00	43500.00	43500.00	0.00	0.00		
		LAH	50000.00	50000.00	50000.00	0.00	0.00		
		RAW	32500.00	32500.00	35500.00	0.00	-8.45		
		MUL	42500.00	36000.00	42500.00	18.06	0.00		
		KSR	45000.00	45000.00	45000.00	0.00	0.00		
		KAR	49250.00	49250.00	49250.00	0.00	0.00		
		HYD	36750.00	36750.00	36750.00	0.00	0.00		
0295403. GOAT SKIN MEDIUM	100	PSH	26000.00	26000.00	36000.00	0.00	-27.78		
		QTA	52500.00	52500.00	52500.00	0.00	0.00		
		LAH	29000.00	29000.00	29000.00	0.00	0.00		
		RAW	26500.00	26500.00	29750.00	0.00	-10.92		
		MUL	21500.00	21500.00	21000.00	0.00	2.38		
		SKT	30000.00	30000.00	35000.00	0.00	-14.29		
		KSR	24500.00	24500.00	24500.00	0.00	0.00		
0295404. GOAT SKIN SMALL	100	KAR	24500.00	24500.00	24500.00	0.00	0.00		
		PSH	20000.00	20000.00	28000.00	0.00	-28.57		
		QTA	37500.00	37500.00	37500.00	0.00	0.00		
		LAH	21000.00	21000.00	21000.00	0.00	0.00		
		RAW	25500.00	25500.00	28750.00	0.00	-11.30		
		SKT	10000.00	10000.00	15000.00	0.00	-33.33		
		KSR	18500.00	18500.00	18500.00	0.00	0.00		
		KAR	26500.00	26500.00	26500.00	0.00	0.00		
022. Fuel Wood in Logs	40 KG.	PSH	15000.00	15000.00	20000.00	0.00	-25.00		
		QTA	27000.00	27000.00	27000.00	0.00	0.00		
		0313001. FIRE WOOD MIXED DRY	LAH	655.00	655.00	690.00	0.00	-5.07	
		FAS	380.00	380.00	380.00	0.00	0.00		
		RAW	650.00	650.00	650.00	0.00	0.00		
		MUL	490.00	490.00	490.00	0.00	0.00		
		GJT	470.00	470.00	470.00	0.00	0.00		
		KAR	600.00	600.00	520.00	0.00	15.38		
		HYD	400.00	400.00	350.00	0.00	14.29		
		SKR	375.00	375.00	375.00	0.00	0.00		
023. Fish Live Fresh or Chilled	40 KG.	LRK	400.00	400.00	390.00	0.00	2.56		
		PSH	675.00	675.00	650.00	0.00	3.85		
		MNG	500.00	500.00	500.00	0.00	0.00		
		QTA	465.00	465.00	465.00	0.00	0.00		
		0411901. FISH RAHU RIVER	LAH	8900.00	9600.00	9850.00	-7.29	-9.64	
		RAW	6450.00	6450.00	6225.00	0.00	3.61		
		MUL	8100.00	8100.00	8100.00	0.00	0.00		
		HYD	8000.00	8000.00	7500.00	0.00	6.67		
		SKR	9850.00	9850.00	10500.00	0.00	-6.19		
		PSH	8800.00	8800.00	7850.00	0.00	12.10		
0411902. FISH RAHU SEA	40 KG.	KAR	9000.00	6200.00	4100.00	45.16	119.51		
0411903. FISH SURMAI (SEA)	40 KG.	KAR	12500.00	11800.00	8800.00	5.93	42.05		

Contd.

7.10 Intercity Wholesale Prices of Selected Commodities

Group/Commodity/Item Specification	Unit	City	Prices (Rs.)			% Change in May, 2016 Over			
			May, 2016	Apr., 2016	May, 2015	Apr., 2016	May, 2015		
2. Ores/Minerals, Elec., Gas & Water									
024. Coal not Agglomerated									
1101001. COAL	MT.	LAH	10250.00	10750.00	14250.00	-4.65	-28.07		
025. Natural Gas Liquified									
1202001. SUI GAS GENERAL INDUSTRIAL USE	MMBTU	KAR	600.00	600.00	571.23	0.00	5.04		
1202002. LPG	KG.	LAH	64.50	59.50	74.76	8.40	-13.72		
		RAW	90.50	89.50	100.00	1.12	-9.50		
		KAR	70.00	80.00	80.00	-12.50	-12.50		
		PSH	90.00	85.00	100.00	5.88	-10.00		
		QTA	100.00	100.00	120.00	0.00	-16.67		
1202003. CNG	KG.	KAR	67.50	67.50	73.93	0.00	-8.70		
026. Salt & Pure Sodium Chloride									
1620001. SALT CRUSHED LAHORI	40 KG.	LAH	195.00	195.00	195.00	0.00	0.00		
		RAW	365.00	365.00	345.00	0.00	5.80		
		MUL	280.00	280.00	280.00	0.00	0.00		
		GJT	240.00	240.00	240.00	0.00	0.00		
		KAR	350.00	350.00	350.00	0.00	0.00		
		SKR	275.00	275.00	275.00	0.00	0.00		
		PSH	200.00	200.00	200.00	0.00	0.00		
1620002. SEA SALT	40 KG.	LAH	195.00	195.00	195.00	0.00	0.00		
		FAS	400.00	400.00	400.00	0.00	0.00		
		KAR	122.50	122.50	122.50	0.00	0.00		
		HYD	150.00	150.00	130.00	0.00	15.38		
		NWB	300.00	300.00	300.00	0.00	0.00		
027. Electrical Energy									
1710011. ELECTRICITY TARRIF B1	KWH.	KAR	15.34	15.34	14.83	0.00	3.44		
1710012. ELECTRICITY TARRIF B2	KWH.	KAR	15.15	15.15	14.85	0.00	2.02		
1710013. ELECTRICITY TARRIF B3	KWH.	KAR	15.52	15.52	15.15	0.00	2.44		
1710014. ELECTRICITY TARRIF B4	KWH.	KAR	15.46	15.46	14.96	0.00	3.34		
1710021. ELECTRICITY TARIFF-D1	KWH.	KAR	11.01	11.01	11.14	0.00	-1.17		
1710022. ELECTRICITY TARIFF-D2	KWH.	KAR	11.70	11.70	12.79	0.00	-8.52		
3. Food, Beverages, Tobacco, Textiles, Leather									
3a) Food Products, Beverages & Tobacco									
028. Meat of Animals									
2111101. BEEF	40 KG.	LAH	11700.00	11700.00	11200.00	0.00	4.46		
		FAS	10200.00	9300.00	9300.00	9.68	9.68		
		RAW	8950.00	8950.00	8750.00	0.00	2.29		
		MUL	9650.00	9650.00	9300.00	0.00	3.76		
		SAR	10200.00	10200.00	10200.00	0.00	0.00		
		GJT	10000.00	10000.00	10000.00	0.00	0.00		
		KAR	10800.00	10800.00	10800.00	0.00	0.00		
		HYD	10050.00	10050.00	9950.00	0.00	1.01		
		PSH	11000.00	11000.00	10950.00	0.00	0.46		
		MNG	10000.00	10000.00	10000.00	0.00	0.00		
		QTA	15000.00	15000.00	15000.00	0.00	0.00		
		2111601. MUTTON	40 KG.	LAH	26950.00	26950.00	25750.00	0.00	4.66
				FAS	22000.00	19750.00	19750.00	11.39	11.39
				RAW	26250.00	26100.00	24900.00	0.57	5.42
MUL	23500.00			23500.00	20600.00	0.00	14.08		
KAR	21600.00			21600.00	21600.00	0.00	0.00		
HYD	21500.00			21500.00	21200.00	0.00	1.42		
PSH	24700.00			24700.00	22800.00	0.00	8.33		
MNG	40 KG.	20000.00	20000.00	16000.00	0.00	25.00			
		QTA	23200.00	23200.00	23200.00	0.00	0.00		
029. Vegetables & Fruit Juice									
2133101. TOMATO KETCHUP 300 GM.	DOZ.	LAH	900.00	900.00	815.00	0.00	10.43		
		FAS	892.20	892.20	892.20	0.00	0.00		
		RAW	1025.00	1025.00	1010.00	0.00	1.49		
		MUL	1037.40	978.24	970.00	6.05	6.95		
		GJT	920.00	920.00	910.00	0.00	1.10		

Contd.

7.10 Intercity Wholesale Prices of Selected Commodities

Group/Commodity/Item Specification	Unit	City	Prices (Rs.)			% Change in May, 2016 Over	
			May, 2016	Apr., 2016	May, 2015	Apr., 2016	May, 2015
		KAR	780.00	780.00	780.00	0.00	0.00
		HYD	724.00	724.00	724.00	0.00	0.00
		SKR	936.72	936.72	936.72	0.00	0.00
		MPK	772.00	772.00	772.00	0.00	0.00
		PSH	1080.00	1080.00	1080.00	0.00	0.00
		MNG	980.00	980.00	920.00	0.00	6.52
		QTA	828.00	828.00	828.00	0.00	0.00
2133901. CHILLES & LIME PKL.IN OIL 340 G.	DOZ.	LAH	1100.00	1100.00	1017.00	0.00	8.16
		RAW	1137.50	1137.50	1137.50	0.00	0.00
		KAR	1092.00	1092.00	1092.00	0.00	0.00
		MPK	992.76	992.76	992.76	0.00	0.00
		PSH	1100.00	1100.00	1080.00	0.00	1.85
		QTA	938.00	938.00	938.00	0.00	0.00
030. Dried Fruits & Nuts							
2141101. KISHMISH(RAISIN) AVG. QLTY.	40 KG.	LAH	9900.00	9900.00	9000.00	0.00	10.00
		RAW	8100.00	8100.00	8100.00	0.00	0.00
		MUL	9200.00	9800.00	12250.00	-6.12	-24.90
		KAR	10500.00	10500.00	10200.00	0.00	2.94
		HYD	9400.00	9400.00	9400.00	0.00	0.00
		MPK	10000.00	10500.00	12000.00	-4.76	-16.67
		PSH	5500.00	5200.00	6000.00	5.77	-8.33
		BNU	8900.00	8900.00	8900.00	0.00	0.00
		QTA	5100.00	5100.00	5100.00	0.00	0.00
2141301. GROUND NUT WITH SHELL AVG. QLTY.	40 KG.	LAH	5250.00	5650.00	4450.00	-7.08	17.98
		RAW	4650.00	4650.00	3975.00	0.00	16.98
		MUL	5150.00	5150.00	3900.00	0.00	32.05
		KAR	7100.00	7100.00	6900.00	0.00	2.90
		HYD	4500.00	4500.00	4500.00	0.00	0.00
		MPK	4300.00	4300.00	4300.00	0.00	0.00
		PSH	5600.00	5600.00	5600.00	0.00	0.00
		QTA	7500.00	7750.00	3850.00	-3.23	94.81
031. Fruit Juices							
2142901. ROOHAFZA(SHARBAT)	DOZ.	LAH	1700.00	1700.00	1620.00	0.00	4.94
		FAS	1770.00	1770.00	1660.00	0.00	6.63
		RAW	1745.00	1745.00	1610.00	0.00	8.39
		MUL	1770.00	1770.00	1650.00	0.00	7.27
		GUJ	1800.00	1800.00	1700.00	0.00	5.88
		BPR	1800.00	1800.00	1680.00	0.00	7.14
		GJT	1800.00	1800.00	1650.00	0.00	9.09
		KAR	1776.00	1704.00	1620.00	4.23	9.63
		HYD	1680.00	1680.00	1680.00	0.00	0.00
		SKR	1680.00	1620.00	1620.00	3.70	3.70
		LRK	1720.00	1720.00	1680.00	0.00	2.38
		PSH	1760.00	1740.00	1660.00	1.15	6.02
		BNU	1710.00	1710.00	1570.00	0.00	8.92
		MNG	1760.00	1760.00	1560.00	0.00	12.82
		QTA	1980.00	1980.00	1596.00	0.00	24.06
2142902. JAM-E-SHREEN	DOZ.	LAH	1780.00	1780.00	1766.00	0.00	0.79
		FAS	1710.00	1710.00	1660.00	0.00	3.01
		RAW	1790.00	1790.00	1690.00	0.00	5.92
		MUL	1680.00	1680.00	1650.00	0.00	1.82
		GUJ	1700.00	1700.00	1650.00	0.00	3.03
		BPR	1800.00	1800.00	1670.00	0.00	7.78
		KAR	1824.00	1776.00	1680.00	2.70	8.57
		HYD	1800.00	1680.00	1680.00	7.14	7.14
		SKR	1680.00	1620.00	1620.00	3.70	3.70
		PSH	1740.00	1740.00	1620.00	0.00	7.41
		BNU	1650.00	1650.00	1600.00	0.00	3.13
		MNG	1760.00	1760.00	1560.00	0.00	12.82
2142903. FRUIT JUICE TETRA PACK	DOZ.	LAH	190.00	190.00	190.00	0.00	0.00

Contd.

7.10 Intercity Wholesale Prices of Selected Commodities

Group/Commodity/Item Specification	Unit	City	Prices (Rs.)			% Change in May, 2016 Over	
			May, 2016	Apr., 2016	May, 2015	Apr., 2016	May, 2015
		FAS	162.50	157.50	157.50	3.17	3.17
		RAW	157.50	157.50	157.50	0.00	0.00
		MUL	135.00	135.00	135.00	0.00	0.00
		KAR	168.00	136.00	136.00	23.53	23.53
		HYD	136.00	136.00	130.00	0.00	4.62
		SKR	180.00	180.00	180.00	0.00	0.00
		PSH	130.00	120.00	129.00	8.33	0.78
		QTA	110.00	110.00	110.00	0.00	0.00
2142904. LEMON/ORANGE SQUASH MITCHELS(730ML)	DOZ.	LAH	1540.00	1540.00	1540.00	0.00	0.00
		FAS	1560.00	1560.00	1560.00	0.00	0.00
		RAW	1710.00	1710.00	1710.00	0.00	0.00
		MUL	1767.60	1685.00	1720.00	4.90	2.77
		KAR	1705.00	1705.00	1560.00	0.00	9.29
		HYD	1680.00	1680.00	1680.00	0.00	0.00
		PSH	1700.00	1500.00	1500.00	13.33	13.33
2142905. MUREEY BREWERY (TOPS)	DOZ.	LAH	495.00	495.00	495.00	0.00	0.00
		RAW	1125.00	1125.00	1125.00	0.00	0.00
		KSR	435.00	435.00	435.00	0.00	0.00
2149201. APL/MNG/ORG/MIX. FRUIT JAM 450 G.	DOZ.	LAH	1455.00	1455.00	1455.00	0.00	0.00
		RAW	1390.00	1390.00	1490.00	0.00	-6.71
		KAR	1260.00	1260.00	1260.00	0.00	0.00
		MPK	1183.00	1183.00	1183.00	0.00	0.00
		PSH	1410.00	1410.00	1410.00	0.00	0.00
		QTA	1320.00	1320.00	1320.00	0.00	0.00
2149202. MANGO/MIXED PICKLE IN OIL 340 G.	DOZ.	LAH	1120.00	1120.00	1080.00	0.00	3.70
		RAW	1137.50	1137.50	1137.50	0.00	0.00
		KAR	1092.00	1092.00	1092.00	0.00	0.00
		MPK	992.76	992.76	992.76	0.00	0.00
		PSH	1320.00	1320.00	1122.00	0.00	17.65
		QTA	936.00	936.00	936.00	0.00	0.00
032. Vegetable Oils Refined							
2154101. SOYABEAN COOKING OIL TIN	5 LTR.	LAH	815.00	815.00	874.00	0.00	-6.75
		FAS	820.00	820.00	800.00	0.00	2.50
		RAW	820.00	820.00	835.00	0.00	-1.80
		MUL	850.00	850.00	870.00	0.00	-2.30
		KAR	742.50	742.50	995.00	0.00	-25.38
		HYD	880.00	880.00	934.00	0.00	-5.78
		SKR	840.00	840.00	940.00	0.00	-10.64
		MPK	970.00	970.00	970.00	0.00	0.00
		PSH	840.00	840.00	900.00	0.00	-6.67
		BNU	970.00	970.00	970.00	0.00	0.00
		QTA	840.00	840.00	840.00	0.00	0.00
2154301. SUN FLOWER COOKING OIL	5 LTR.	LAH	815.00	815.00	874.00	0.00	-6.75
		FAS	770.00	770.00	750.00	0.00	2.67
		RAW	820.00	820.00	835.00	0.00	-1.80
		MUL	778.85	778.85	809.00	0.00	-3.73
		GJT	790.00	790.00	790.00	0.00	0.00
		KAR	742.50	742.50	1007.50	0.00	-26.30
		HYD	850.00	850.00	840.00	0.00	1.19
		SKR	840.00	840.00	840.00	0.00	0.00
		PSH	870.00	870.00	980.00	0.00	-11.22
		MNG	820.00	810.00	880.00	1.23	-6.82
		QTA	900.00	900.00	900.00	0.00	0.00
2154401. MUSTARD & RAPE SEED OIL.	40 KG.	LAH	5550.00	5550.00	5550.00	0.00	0.00
		RAW	6750.00	6750.00	6950.00	0.00	-2.88
		MUL	4675.00	4600.00	4525.00	1.63	3.31
		KSR	5525.00	5525.00	5525.00	0.00	0.00
		KAR	6100.00	6100.00	6300.00	0.00	-3.17
		HYD	4600.00	4400.00	4500.00	4.55	2.22
		MPK	4700.00	4500.00	4500.00	4.44	4.44

Contd.

7.10 Intercity Wholesale Prices of Selected Commodities

Group/Commodity/Item Specification	Unit	City	Prices (Rs.)			% Change in May, 2016 Over	
			May, 2016	Apr., 2016	May, 2015	Apr., 2016	May, 2015
		PSH	6775.00	6775.00	6750.00	0.00	0.37
		BNU	6200.00	6200.00	6200.00	0.00	0.00
		QTA	6000.00	6000.00	6000.00	0.00	0.00
2154801. COTTON SEED OIL	40 KG.	LAH	5625.00	5625.00	5625.00	0.00	0.00
		MUL	4100.00	3850.00	3900.00	6.49	5.13
		GUJ	5200.00	5200.00	5200.00	0.00	0.00
		SAR	4425.00	4400.00	3700.00	0.57	19.59
		KAR	5605.00	5605.00	6040.00	0.00	-7.20
		HYD	4300.00	4000.00	3900.00	7.50	10.26
		SKR	3920.00	3920.00	4700.00	0.00	-16.60
		NWB	6000.00	6000.00	6000.00	0.00	0.00
		PSH	4800.00	4800.00	5500.00	0.00	-12.73
2154901. RAFHAN CORN OIL	2.00 LT	LAH	650.00	650.00	650.00	0.00	0.00
		FAS	690.00	690.00	690.00	0.00	0.00
		RAW	680.00	680.00	537.50	0.00	26.51
		MUL	703.00	703.00	703.00	0.00	0.00
		KAR	685.00	685.00	685.00	0.00	0.00
		HYD	710.00	710.00	705.00	0.00	0.71
		MPK	704.00	704.00	630.00	0.00	11.75
		PSH	720.00	710.00	700.00	1.41	2.86
		MNG	730.00	730.00	630.00	0.00	15.87
		QTA	730.00	730.00	730.00	0.00	0.00
033. Vegetable Ghee							
2159001. VEGETABLE GHEE(16 KG TIN)	EACH	LAH	2130.00	2150.00	2130.00	-0.93	0.00
		RAW	2175.00	2175.00	2145.00	0.00	1.40
		MUL	2310.00	2310.00	2245.00	0.00	2.90
		SKT	2070.00	2070.00	2150.00	0.00	-3.72
		KAR	2380.00	2170.00	2150.00	9.68	10.70
		SKR	1830.00	1800.00	1820.00	1.67	0.55
		MPK	2020.00	2020.00	1850.00	0.00	9.19
		PSH	2380.00	2370.00	2320.00	0.42	2.59
		MNG	2370.00	2350.00	2270.00	0.85	4.41
		QTA	2325.00	2325.00	2325.00	0.00	0.00
2159002. VEGETABLE GHEE(DALDA/TULO/HABIB/SHA)	05 KG.	LAH	830.00	830.00	890.00	0.00	-6.74
		FAS	820.00	785.00	795.00	4.46	3.14
		RAW	820.00	820.00	835.00	0.00	-1.80
		MUL	845.00	845.00	865.00	0.00	-2.31
		SAR	870.00	870.00	895.00	0.00	-2.79
		GJT	845.00	845.00	845.00	0.00	0.00
		KAR	850.00	825.00	895.00	3.03	-5.03
		HYD	875.00	875.00	864.73	0.00	1.19
		SKR	780.00	780.00	720.00	0.00	8.33
		PSH	830.00	830.00	890.00	0.00	-6.74
		QTA	830.00	830.00	960.00	0.00	-13.54
034. Oil Cakes							
2171001. COTTON SEED OIL CAKES	40 KG.	LAH	1525.00	1525.00	1525.00	0.00	0.00
		FAS	1875.00	1875.00	1500.00	0.00	25.00
		MUL	1612.50	1575.00	1400.00	2.38	15.18
		SAR	1857.00	1892.00	1464.00	-1.85	26.84
		BPR	1825.00	1775.00	1550.00	2.82	17.74
		HYD	1600.00	1400.00	1400.00	14.29	14.29
		SKR	1640.00	1640.00	1200.00	0.00	36.67
		MPK	1660.00	1600.00	1340.00	3.75	23.88
		PSH	1860.00	1860.00	1260.00	0.00	47.62
		QTA	925.00	925.00	925.00	0.00	0.00
2171002. MUSTARD & RAPSEED OIL CAKES	40 KG.	LAH	1250.00	1250.00	1250.00	0.00	0.00
		FAS	1250.00	1212.50	1300.00	3.09	-3.85
		MUL	1125.00	1125.00	1225.00	0.00	-8.16
		SAR	1175.00	1125.00	1275.00	4.44	-7.84
		BPR	1225.00	1225.00	1250.00	0.00	-2.00

Contd.

7.10 Intercity Wholesale Prices of Selected Commodities

Group/Commodity/Item Specification	Unit	City	Prices (Rs.)			% Change in May, 2016 Over	
			May, 2016	Apr., 2016	May, 2015	Apr., 2016	May, 2015
		HYD	1200.00	1200.00	1225.00	0.00	-2.04
		SKR	1350.00	1350.00	1350.00	0.00	0.00
		MPK	1050.00	1000.00	1150.00	5.00	-8.70
		PSH	1800.00	1800.00	1450.00	0.00	24.14
		QTA	950.00	950.00	950.00	0.00	0.00
035. Processed Liquid Milk							
2211002. MILK PAK/HALEEB/NESTLE (LITRE)	DOZ.	LAH	1250.00	1250.00	1350.00	0.00	-7.41
		FAS	1235.00	1235.00	1162.50	0.00	6.24
		RAW	1195.00	1195.00	1195.00	0.00	0.00
		KAR	1250.00	1250.00	1250.00	0.00	0.00
		HYD	1200.00	1200.00	1125.00	0.00	6.67
		SKR	1140.00	1140.00	1140.00	0.00	0.00
		PSH	1240.00	1240.00	1300.00	0.00	-4.62
		MNG	1250.00	1250.00	1340.00	0.00	-6.72
036. Milk & Cream in Solid Form							
2221101. POWD.MILK EVERYDAY(NESTLE)1KG.	EACH	LAH	660.00	660.00	645.00	0.00	2.33
		RAW	620.00	620.00	620.00	0.00	0.00
		MUL	671.32	671.32	648.16	0.00	3.57
		KAR	662.50	662.50	647.50	0.00	2.32
		HYD	650.00	650.00	650.00	0.00	0.00
		SKR	650.00	650.00	620.00	0.00	4.84
		PSH	650.00	640.00	650.00	1.56	0.00
		BNU	680.00	640.00	630.00	6.25	7.94
		QTA	680.00	680.00	680.00	0.00	0.00
2221201. POWDERED MILK(SKIMMED)/BAG 25 KG.	EACH	LAH	11750.00	11750.00	11750.00	0.00	0.00
		RAW	11775.00	11775.00	11775.00	0.00	0.00
		MUL	9100.00	9100.00	10250.00	0.00	-11.22
		KAR	9900.00	10650.00	14000.00	-7.04	-29.29
		PSH	8600.00	8600.00	9000.00	0.00	-4.44
		QTA	12500.00	12500.00	12500.00	0.00	0.00
2221202. POWDERED MILK NIDO (1 KG. POLY BA	EACH	LAH	700.00	700.00	700.00	0.00	0.00
		RAW	738.00	738.00	738.00	0.00	0.00
		GUJ	738.00	738.00	738.00	0.00	0.00
		KAR	732.50	732.50	692.50	0.00	5.78
		HYD	833.33	833.33	772.22	0.00	7.91
		PSH	774.00	774.00	700.00	0.00	10.57
037. Ice Cream							
2227001. ICE CREAM POLKA/WALLS	DOZ.	LAH	400.00	400.00	324.00	0.00	23.46
		RAW	442.50	442.50	442.50	0.00	0.00
		KAR	280.00	264.00	264.00	6.06	6.06
		HYD	432.00	432.00	432.00	0.00	0.00
		SKR	240.00	240.00	240.00	0.00	0.00
		QTA	400.00	400.00	384.00	0.00	4.17
038. Dairy Products N.E.C							
2229001. MILO(200 GM. PACK) NESTLE	EACH	LAH	198.00	198.00	198.00	0.00	0.00
		FAS	175.00	175.00	175.00	0.00	0.00
		RAW	172.50	172.50	172.50	0.00	0.00
		MUL	140.00	140.00	140.00	0.00	0.00
		KAR	183.50	183.50	174.00	0.00	5.46
		HYD	195.00	195.00	195.00	0.00	0.00
		MPK	180.00	180.00	180.00	0.00	0.00
		PSH	190.00	190.00	155.00	0.00	22.58
		MNG	175.00	175.00	175.00	0.00	0.00
		QTA	160.00	160.00	150.00	0.00	6.67
2229002. LACTOGEN(SOFT PACK 400 GM)	EACH	LAH	390.00	390.00	385.00	0.00	1.30
		FAS	395.83	395.83	405.00	0.00	-2.26
		RAW	405.00	405.00	405.00	0.00	0.00
		MUL	402.79	402.79	402.79	0.00	0.00
		KAR	400.00	400.00	400.00	0.00	0.00
		HYD	405.00	405.00	405.00	0.00	0.00

Contd.

7.10 Intercity Wholesale Prices of Selected Commodities

Group/Commodity/Item Specification	Unit	City	Prices (Rs.)			% Change in May, 2016 Over	
			May, 2016	Apr., 2016	May, 2015	Apr., 2016	May, 2015
		MPK	405.00	400.00	400.00	1.25	1.25
		PSH	394.00	394.00	399.00	0.00	-1.25
		QTA	395.00	395.00	395.00	0.00	0.00
039. Wheat Flour							
2311001. WHEAT FLOUR SUP. QLTY.	80 KG.	LAH	3565.00	3565.00	3150.00	0.00	13.17
		FAS	2800.00	2920.00	2880.00	-4.11	-2.78
		RAW	3540.00	3637.50	3612.50	-2.68	-2.01
		MUL	2875.00	2925.00	2975.00	-1.71	-3.36
		GUJ	3000.00	3000.00	3000.00	0.00	0.00
		SAR	2900.00	2960.00	2960.00	-2.03	-2.03
		SKT	3800.00	3850.00	3775.00	-1.30	0.66
		GJT	3000.00	3000.00	3000.00	0.00	0.00
		KAR	3000.00	3255.00	2885.00	-7.83	3.99
		HYD	3440.00	3440.00	3427.53	0.00	0.36
		SKR	2960.00	2880.00	2740.00	2.78	8.03
		LRK	3040.00	3100.00	2960.00	-1.94	2.70
		PSH	3360.00	3360.00	3200.00	0.00	5.00
		QTA	3920.00	3920.00	3200.00	0.00	22.50
2311002. WHEAT FLOUR AVG. QLTY	80 KG.	LAH	2970.00	3050.00	3025.00	-2.62	-1.82
		FAS	2560.00	2600.00	2600.00	-1.54	-1.54
		RAW	2900.00	2975.00	2912.50	-2.52	-0.43
		MUL	2725.00	2725.00	2825.00	0.00	-3.54
		SAH	2762.50	2762.50	2880.00	0.00	-4.08
		SAR	2600.00	2700.00	2720.00	-3.70	-4.41
		BPR	2600.00	2720.00	2992.00	-4.41	-13.10
		GJT	2800.00	2840.00	2920.00	-1.41	-4.11
		KAR	2730.00	2930.00	2740.00	-6.83	-0.36
		HYD	2850.00	2970.00	3000.00	-4.04	-5.00
		SKR	2880.00	2800.00	2730.00	2.86	5.49
		LRK	2880.00	2940.00	2800.00	-2.04	2.86
		MPK	2800.00	2800.00	2600.00	0.00	7.69
		PSH	3080.00	3090.00	2980.00	-0.32	3.36
		MNG	2920.00	3000.00	3000.00	-2.67	-2.67
		QTA	3880.00	3880.00	2950.00	0.00	31.53
2311003. WHEAT FLOUR/BAG OF 10 KG.	EACH	LAH	365.00	377.00	378.00	-3.18	-3.44
		FAS	335.00	347.50	345.00	-3.60	-2.90
		RAW	368.25	371.00	370.00	-0.74	-0.47
		MUL	345.00	345.00	360.00	0.00	-4.17
		GUJ	350.00	360.00	365.00	-2.78	-4.11
		SKT	360.00	390.00	380.00	-7.69	-5.26
		BPR	340.00	350.00	394.00	-2.86	-13.71
		GJT	350.00	360.00	365.00	-2.78	-4.11
		KAR	386.50	386.50	392.50	0.00	-1.53
		HYD	390.00	390.00	405.00	0.00	-3.70
		SKR	362.50	360.00	357.50	0.69	1.40
		LRK	359.50	360.00	350.00	-0.14	2.71
		MPK	380.00	380.00	350.00	0.00	8.57
		NWB	350.00	340.00	370.00	2.94	-5.41
		PSH	382.50	382.50	365.00	0.00	4.79
		QTA	400.00	400.00	370.00	0.00	8.11
2311004. MAIDA AVG. QLTY.	80 KG.	LAH	3660.00	3660.00	3365.00	0.00	8.77
		FAS	2960.00	3070.00	3040.00	-3.58	-2.63
		RAW	3675.00	3737.50	3687.50	-1.67	-0.34
		MUL	3175.00	3175.00	3150.00	0.00	0.79
		SAR	3070.00	3210.00	3120.00	-4.36	-1.60
		BPR	3425.00	3425.00	3550.00	0.00	-3.52
		GJT	3200.00	3300.00	3200.00	-3.03	0.00
		KAR	2965.00	3255.00	3240.00	-8.91	-8.49
		HYD	3280.00	3460.00	3405.00	-5.20	-3.67
		SKR	3320.00	3320.00	3300.00	0.00	0.61

Contd.

7.10 Intercity Wholesale Prices of Selected Commodities

Group/Commodity/Item Specification	Unit	City	Prices (Rs.)			% Change in May, 2016 Over		
			May, 2016	Apr., 2016	May, 2015	Apr., 2016	May, 2015	
2311005. SUJI	85 KG.	MPK	3350.00	3350.00	3400.00	0.00	-1.47	
		PSH	3530.00	3530.00	3360.00	0.00	5.06	
		MNG	3480.00	3580.00	3480.00	-2.79	0.00	
		QTA	4000.00	4000.00	5200.00	0.00	-23.08	
		LAH	4260.00	4260.00	3960.00	0.00	7.58	
		FAS	3145.00	3300.00	3250.00	-4.70	-3.23	
		RAW	3700.00	3787.50	3712.50	-2.31	-0.34	
		MUL	3375.00	3375.00	3450.00	0.00	-2.17	
		SAH	3604.00	3604.00	3315.00	0.00	8.72	
		BPR	3550.00	3550.00	3550.00	0.00	0.00	
		GJT	3400.00	3570.00	3825.00	-4.76	-11.11	
		KAR	3420.00	3538.00	3442.50	-3.34	-0.65	
		HYD	3485.00	3485.00	3485.00	0.00	0.00	
		SKR	3570.00	3570.00	3700.00	0.00	-3.51	
		MPK	3650.00	3650.00	3550.00	0.00	2.82	
		2311006. CERELAC WHEAT(400 GM.)	EACH	PSH	3590.00	3590.00	3450.00	0.00
QTA	4400.00			4400.00	5200.00	0.00	-15.38	
LAH	260.00			260.00	260.00	0.00	0.00	
FAS	255.00			255.00	255.00	0.00	0.00	
RAW	289.00			289.00	289.00	0.00	0.00	
MUL	252.79			252.79	252.79	0.00	0.00	
KAR	198.00			198.00	198.00	0.00	0.00	
HYD	260.00			260.00	260.00	0.00	0.00	
MPK	255.00			255.00	245.00	0.00	4.08	
PSH	243.00			243.00	243.00	0.00	0.00	
040. Other Cereal Flour	85 KG.	MNG	243.00	243.00	243.00	0.00	0.00	
		QTA	245.00	245.00	245.00	0.00	0.00	
		2312001. BESAN	LAH	10650.00	9215.00	5915.00	15.57	80.05
		FAS	10200.00	9137.00	6590.00	11.63	54.78	
		RAW	11300.00	9075.00	6675.00	24.52	69.29	
		MUL	10435.00	9500.00	6350.00	9.84	64.33	
		GUJ	10500.00	8550.00	6500.00	22.81	61.54	
		SAR	10625.00	9775.00	6800.00	8.70	56.25	
		SKT	10200.00	8925.00	6600.00	14.29	54.55	
		GJT	10564.00	8700.00	6500.00	21.43	62.52	
		KSR	10700.00	8800.00	6362.50	21.59	68.17	
		KAR	11220.00	9137.50	6205.00	22.79	80.82	
		HYD	11500.00	9350.00	7350.00	22.99	56.46	
		SKR	12000.00	9200.00	7225.00	30.43	66.09	
		MPK	11300.00	10900.00	8350.00	3.67	35.33	
		PSH	10800.00	10600.00	5650.00	1.89	91.15	
QTA	10030.00	10030.00	9340.00	0.00	7.39			
041. Sugar Refined	50 KG.	2352001. SUGAR REFINED(BAG)	LAH	3120.00	3100.00	2810.00	0.65	11.03
		FAS	3040.00	3030.00	2850.00	0.33	6.67	
		RAW	3155.00	3145.00	2937.50	0.32	7.40	
		MUL	3017.50	2987.50	2815.00	1.00	7.19	
		GUJ	3080.00	3060.00	2880.00	0.65	6.94	
		SKT	3100.00	3100.00	2880.00	0.00	7.64	
		GJT	3080.00	3050.00	2890.00	0.98	6.57	
		KAR	3000.00	3000.00	2745.00	0.00	9.29	
		HYD	2950.00	2960.00	2800.00	-0.34	5.36	
		MPK	2950.00	2940.00	2760.00	0.34	6.88	
		PSH	3060.00	3050.00	2850.00	0.33	7.37	
		MNG	3110.00	3090.00	2910.00	0.65	6.87	
		QTA	3050.00	3050.00	2850.00	0.00	7.02	
		2352002. GUR AVG. QLTY.	LAH	2900.00	2900.00	2912.50	0.00	-0.43
		MUL	2540.00	2275.00	2700.00	11.65	-5.93	
		SAR	2325.00	2325.00	2475.00	0.00	-6.06	

Contd.

7.10 Intercity Wholesale Prices of Selected Commodities

Group/Commodity/Item Specification	Unit	City	Prices (Rs.)			% Change in May, 2016 Over	
			May, 2016	Apr., 2016	May, 2015	Apr., 2016	May, 2015
		SKT	3600.00	3600.00	3100.00	0.00	16.13
		KSR	2650.00	2650.00	2925.00	0.00	-9.40
		KAR	2980.00	2760.00	2620.00	7.97	13.74
		HYD	2450.00	2250.00	2400.00	8.89	2.08
		SKR	2700.00	2700.00	2900.00	0.00	-6.90
		PSH	2700.00	2700.00	2710.00	0.00	-0.37
		MNG	3280.00	3200.00	3000.00	2.50	9.33
		QTA	3200.00	3200.00	3000.00	0.00	6.67
042. Chocolate							
2366001. CHOCOLATE CANDY (NOW)	DOZ.	LAH	52.00	52.00	52.00	0.00	0.00
		RAW	54.50	54.50	54.50	0.00	0.00
		BPR	55.00	55.00	55.00	0.00	0.00
		KSR	52.00	52.00	52.00	0.00	0.00
		KAR	52.00	52.00	52.00	0.00	0.00
		PSH	58.00	58.00	51.00	0.00	13.73
		QTA	54.00	54.00	54.00	0.00	0.00
043. Sugar Confectionary							
2367001. TOFFEE (HILAL)	DOZ.	LAH	10.00	10.00	10.00	0.00	0.00
		RAW	20.00	20.00	10.00	0.00	100.00
		GUJ	10.90	10.90	10.00	0.00	9.00
		SKT	10.00	10.00	10.00	0.00	0.00
		BPR	10.97	10.97	10.97	0.00	0.00
		KSR	10.00	10.00	10.00	0.00	0.00
		KAR	10.00	10.00	10.00	0.00	0.00
		HYD	10.00	10.00	10.00	0.00	0.00
		LRK	15.00	15.00	10.50	0.00	42.86
		PSH	15.00	15.00	12.00	0.00	25.00
		QTA	10.00	10.00	10.00	0.00	0.00
044. Coffee & Tea							
2391301. TEA LIPTON YELLOW LABEL 200 G.PKT	06 PKT.	LAH	895.00	895.00	847.00	0.00	5.67
		FAS	868.42	868.42	821.05	0.00	5.77
		RAW	897.50	897.50	812.50	0.00	10.46
		MUL	852.00	852.00	804.00	0.00	5.97
		SKT	884.21	896.85	871.00	-1.41	1.52
		KAR	915.00	852.00	871.58	7.39	4.98
		HYD	891.47	891.47	858.18	0.00	3.88
		SKR	891.48	900.00	783.15	-0.95	13.83
		PSH	864.00	864.00	809.00	0.00	6.80
		MNG	840.00	1050.00	673.50	-20.00	24.72
		QTA	947.34	947.34	786.00	0.00	20.53
2391302. TEA SUPREME 200 G. PKT.	06 PKT.	LAH	788.00	788.00	740.00	0.00	6.49
		FAS	757.89	763.15	715.78	-0.69	5.88
		RAW	762.50	762.50	722.50	0.00	5.54
		MUL	750.00	750.00	702.00	0.00	6.84
		SKT	789.47	795.79	707.00	-0.79	11.66
		KAR	821.00	732.00	720.00	12.16	14.03
		HYD	793.00	793.00	719.25	0.00	10.25
		SKR	786.00	786.00	672.00	0.00	16.96
		PSH	860.00	860.00	666.00	0.00	29.13
		MNG	810.00	948.00	570.78	-14.56	41.91
		QTA	760.00	760.00	760.00	0.00	0.00
2391303. TEA LOOSE	KG.	LAH	422.50	422.50	432.50	0.00	-2.31
		FAS	500.00	500.00	517.50	0.00	-3.38
		RAW	635.00	635.00	495.00	0.00	28.28
		MUL	490.00	490.00	475.00	0.00	3.16
		SKT	500.00	500.00	500.00	0.00	0.00
		GJT	550.00	550.00	480.00	0.00	14.58
		KAR	570.00	570.00	490.00	0.00	16.33
		HYD	580.00	580.00	475.00	0.00	22.11
		SKR	475.00	475.00	465.00	0.00	2.15

Contd.

7.10 Intercity Wholesale Prices of Selected Commodities

Group/Commodity/Item Specification	Unit	City	Prices (Rs.)			% Change in May, 2016 Over	
			May,2016	Apr., 2016	May, 2015	Apr., 2016	May, 2015
		MPK	510.00	510.00	275.00	0.00	85.45
		PSH	570.00	600.00	450.00	-5.00	26.67
		MNG	500.00	550.00	480.00	-9.09	4.17
		QTA	410.00	410.00	410.00	0.00	0.00
2391304. TEA TAPAL MIXTURE (200 G) PKT.	06 PKT	LAH	895.00	895.00	734.00	0.00	21.93
		FAS	868.42	868.42	747.36	0.00	16.20
		RAW	872.50	872.50	732.50	0.00	19.11
		MUL	760.80	760.80	648.00	0.00	17.41
		KAR	915.00	915.00	789.47	0.00	15.90
		HYD	852.64	852.64	775.58	0.00	9.94
		PSH	864.00	864.00	736.00	0.00	17.39
		MNG	780.00	810.00	690.00	-3.70	13.04
		QTA	1074.00	1074.00	797.00	0.00	34.76
045. Spices							
2392101. BLACK PEPPER 50 G.PKT.(NATIONAL)	EACH	LAH	91.00	91.00	90.24	0.00	0.84
		RAW	91.50	91.50	88.00	0.00	3.98
		MUL	92.94	92.94	86.89	0.00	6.96
		SKT	86.89	86.89	86.89	0.00	0.00
		KAR	92.00	92.00	92.00	0.00	0.00
		HYD	105.00	96.00	96.00	9.38	9.38
		MPK	90.00	69.25	69.25	29.96	29.96
		PSH	88.00	87.00	87.00	1.15	1.15
		MNG	90.00	90.00	90.00	0.00	0.00
		QTA	86.00	86.00	86.00	0.00	0.00
2392201. RED CHILLIES(200 G PKT.NATIONAL)	EACH	LAH	95.00	95.00	95.00	0.00	0.00
		FAS	96.32	96.32	96.32	0.00	0.00
		RAW	96.50	96.50	96.50	0.00	0.00
		MUL	95.52	95.52	95.52	0.00	0.00
		SKT	95.52	95.52	95.52	0.00	0.00
		KAR	100.00	100.00	100.00	0.00	0.00
		HYD	105.00	105.00	105.00	0.00	0.00
		MPK	96.50	96.50	96.50	0.00	0.00
		PSH	92.00	92.00	96.00	0.00	-4.17
		MNG	106.00	106.00	105.00	0.00	0.95
		QTA	92.00	92.00	92.00	0.00	0.00
2392402. CORRIANDER PWD.200 G. PKT.NAT.	EACH	LAH	87.96	87.96	87.96	0.00	0.00
		FAS	94.23	94.23	88.78	0.00	6.14
		RAW	91.50	91.50	91.50	0.00	0.00
		MUL	95.51	95.51	96.32	0.00	-0.84
		SKT	70.78	70.78	70.78	0.00	0.00
		KAR	90.00	90.00	84.00	0.00	7.14
		HYD	104.00	104.00	77.00	0.00	35.06
		MPK	68.41	68.41	68.41	0.00	0.00
		PSH	70.00	70.00	70.00	0.00	0.00
		MNG	104.00	104.00	70.00	0.00	48.57
		QTA	94.00	94.00	81.60	0.00	15.20
2392601. CLOVES	40 KG.	LAH	52500.00	52500.00	50500.00	0.00	3.96
		RAW	46750.00	46750.00	46750.00	0.00	0.00
		MUL	41500.00	41500.00	51000.00	0.00	-18.63
		KAR	40750.00	40750.00	56300.00	0.00	-27.62
		HYD	55500.00	55500.00	55500.00	0.00	0.00
		MPK	42000.00	42000.00	48000.00	0.00	-12.50
		PSH	52000.00	52000.00	60000.00	0.00	-13.33
		QTA	51000.00	51000.00	51000.00	0.00	0.00
046. Other Food Products							
2399401. VINEGAR SYNTHETIC (SIRKA)	DOZ.	LAH	780.00	780.00	720.00	0.00	8.33
		RAW	875.00	875.00	875.00	0.00	0.00
		KAR	545.00	545.00	545.00	0.00	0.00
		PSH	560.00	560.00	560.00	0.00	0.00
		QTA	900.00	900.00	900.00	0.00	0.00
2399901. TURMERIC POWDER(50 G.PKT.NATIONAL)	EACH	LAH	31.50	31.50	31.50	0.00	0.00

Contd.

7.10 Intercity Wholesale Prices of Selected Commodities

Group/Commodity/Item Specification	Unit	City	Prices (Rs.)			% Change in May, 2016 Over	
			May, 2016	Apr., 2016	May, 2015	Apr., 2016	May, 2015
		FAS	31.96	31.96	31.96	0.00	0.00
		RAW	30.00	30.00	30.00	0.00	0.00
		MUL	31.69	31.69	31.69	0.00	0.00
		SKT	31.69	31.69	31.69	0.00	0.00
		KAR	34.00	34.00	34.00	0.00	0.00
		HYD	35.00	35.00	35.00	0.00	0.00
		SKR	31.71	31.71	31.69	0.00	0.06
		MPK	32.00	32.00	32.00	0.00	0.00
		PSH	31.20	31.20	31.20	0.00	0.00
		MNG	32.50	32.50	32.50	0.00	0.00
		QTA	30.00	30.00	30.00	0.00	0.00
047. Mineral Water							
2441001. MINERAL WATER NESTLE(1.5 LTR)	DOZ.	LAH	480.00	480.00	480.00	0.00	0.00
		FAS	460.00	460.00	440.00	0.00	4.55
		RAW	512.50	512.50	502.00	0.00	2.09
		MUL	508.00	508.00	504.00	0.00	0.79
		GUJ	450.00	450.00	450.00	0.00	0.00
		SKT	419.00	419.00	419.00	0.00	0.00
		KAR	456.00	456.00	456.00	0.00	0.00
		HYD	500.00	500.00	470.00	0.00	6.38
		SKR	480.00	480.00	480.00	0.00	0.00
		MPK	510.00	510.00	418.00	0.00	22.01
		PSH	480.00	480.00	443.00	0.00	8.35
		QTA	528.00	528.00	528.00	0.00	0.00
048. Beverages							
2449001. COCA COLA(CRATE OF 24 BOTTLES)	EACH	LAH	442.00	442.00	442.00	0.00	0.00
		FAS	445.00	445.00	445.00	0.00	0.00
		RAW	405.00	405.00	382.50	0.00	5.88
		MUL	403.00	403.00	403.00	0.00	0.00
		SKT	444.00	444.00	444.00	0.00	0.00
		GJT	444.00	444.00	444.00	0.00	0.00
		KAR	444.00	444.00	444.00	0.00	0.00
		HYD	444.00	444.00	444.00	0.00	0.00
		SKR	432.00	432.00	432.00	0.00	0.00
		MPK	390.00	390.00	390.00	0.00	0.00
		PSH	445.00	445.00	445.00	0.00	0.00
		BNU	475.00	475.00	475.00	0.00	0.00
		MNG	430.00	430.00	430.00	0.00	0.00
		QTA	480.00	480.00	480.00	0.00	0.00
2449002. SEVEN UP (CRATE OF 24 BOTTLES)	EACH	LAH	442.00	442.00	442.00	0.00	0.00
		FAS	445.00	445.00	445.00	0.00	0.00
		RAW	405.00	405.00	382.50	0.00	5.88
		MUL	403.00	403.00	403.00	0.00	0.00
		SKT	444.00	444.00	444.00	0.00	0.00
		GJT	444.00	444.00	444.00	0.00	0.00
		KAR	444.00	444.00	444.00	0.00	0.00
		HYD	444.00	444.00	444.00	0.00	0.00
		SKR	432.00	432.00	432.00	0.00	0.00
		MPK	390.00	390.00	390.00	0.00	0.00
		PSH	445.00	445.00	445.00	0.00	0.00
		BNU	475.00	475.00	475.00	0.00	0.00
		MNG	420.00	420.00	420.00	0.00	0.00
		QTA	480.00	480.00	480.00	0.00	0.00
2449003. MAKKA COLA (CRATE OF 24 BOTTLES)	EACH	MUL	280.00	280.00	280.00	0.00	0.00
		GUJ	280.00	280.00	280.00	0.00	0.00
		SKT	270.00	270.00	270.00	0.00	0.00
		PSH	410.00	410.00	410.00	0.00	0.00
		BNU	322.00	322.00	322.00	0.00	0.00
		MNG	322.00	322.00	322.00	0.00	0.00
2449004. PEPSI COLA (CRATE OF 24 BOTTLES)	EACH	LAH	442.00	442.00	442.00	0.00	0.00

Contd.

7.10 Intercity Wholesale Prices of Selected Commodities

Group/Commodity/Item Specification	Unit	City	Prices (Rs.)			% Change in May, 2016 Over	
			May, 2016	Apr., 2016	May, 2015	Apr., 2016	May, 2015
		FAS	445.00	445.00	445.00	0.00	0.00
		RAW	405.00	405.00	382.50	0.00	5.88
		MUL	403.00	403.00	403.00	0.00	0.00
		SKT	444.00	444.00	444.00	0.00	0.00
		GJT	444.00	444.00	444.00	0.00	0.00
		KAR	444.00	444.00	444.00	0.00	0.00
		HYD	444.00	444.00	444.00	0.00	0.00
		SKR	432.00	432.00	432.00	0.00	0.00
		PSH	445.00	445.00	445.00	0.00	0.00
		BNU	475.00	475.00	475.00	0.00	0.00
		MNG	420.00	420.00	420.00	0.00	0.00
		QTA	450.00	450.00	450.00	0.00	0.00
049. Tobacco Products							
2502001. CIGARETTES K-2 10'S (FILTER)	1000	KAR	2850.00	2850.00	2125.00	0.00	34.12
2502002. CIGARETTES MELBOURNE	1000	KAR	3100.00	3100.00	2300.00	0.00	34.78
2502003. CIGARETTES CAPSTAN LSFT 10 SS	1000	KAR	3350.00	3350.00	2300.00	0.00	45.65
2502004. CIGARETTES GOLD LEAF (KSFT) 20	1000	KAR	5700.00	5700.00	4750.00	0.00	20.00
3b) Textiles & Apparels							
050. Cotton Yarn							
2636001. COTTON YARN 10/1 POPULAR FIBER	10 LB.	KAR	767.50	750.00	700.00	2.33	9.64
2636002. COTTON YARN 16/1 MGM	10 LB.	KAR	997.50	976.25	980.00	2.18	1.79
2636003. COTTON YARN 21/1 SURIYA TEXTILE	10 LB.	KAR	1070.00	1070.00	1080.00	0.00	-0.93
2636004. COTTON YARN 42/1 ABDULLAH TEXTILE	10 LB.	KAR	1550.00	1550.00	1600.00	0.00	-3.13
2636005. COTTON YARN 20/2 BAJWA	10 LB.	KAR	1180.00	1180.00	1120.00	0.00	5.36
051. Nylon Yarn							
2643001. NYLON YARN RUPALI(PAK)50/72/00	LB.	KAR	90.00	90.00	95.00	0.00	-5.26
2643002. NYLON YARN GRATON 50/36/00FLAT	LB.	KAR	77.00	77.00	77.00	0.00	0.00
2643003. NYLON YARN GRATON 75/48/0 DTY	LB.	KAR	103.00	103.00	103.00	0.00	0.00
052. Blended Yarn							
2645001. BLND.YARN 30/1 A.A TEX.Z.TW PVC	LB.	KAR	121.00	120.75	133.00	0.21	-9.02
2645002. BLND.YARN 40/1 SANA	LB.	KAR	135.00	135.00	151.00	0.00	-10.60
2645003. BLND.YARN 60/1 PP AGAR	LB.	KAR	124.00	124.00	124.00	0.00	0.00
2645004. BLND.YARN 30/1 A.A TEX.COMBED	LB.	KAR	120.00	120.00	121.00	0.00	-0.83
2645005. BLND.YARN 40/1 A.A. TEXTILE	LB.	KAR	143.00	143.00	143.00	0.00	0.00
053. Woven Fabrics							
2654001. LIGHT WEIGHT WORSTED (L.PUR)	MTR.	LAH	925.00	925.00	925.00	0.00	0.00
		RAW	1162.50	1162.50	1037.50	0.00	12.05
		KAR	1700.00	1700.00	1475.00	0.00	15.25
2654002. HEAVY WEIGHT SUITING (L.PUR)	MTR.	LAH	1625.00	1575.00	1575.00	3.17	3.17
		RAW	1375.00	1375.00	1325.00	0.00	3.77
		KAR	2350.00	2350.00	2250.00	0.00	4.44
2654003. TWEED (LAWRENCEPUR)	MTR.	LAH	1010.00	925.00	925.00	9.19	9.19
		RAW	1225.00	1225.00	1125.00	0.00	8.89
		KAR	2050.00	2050.00	1800.00	0.00	13.89
2654004. WORSTED (LAWRENCEPUR)	MTR.	LAH	1075.00	975.00	975.00	10.26	10.26
		RAW	1275.00	1275.00	1175.00	0.00	8.51
		KAR	1800.00	1800.00	1750.00	0.00	2.86
054. Cotton Fabrics							
2662001. LATHA GUL AHMED 90000 SUP. QLTY.	40 MTR.	LAH	8100.00	7900.00	7900.00	2.53	2.53
		FAS	8550.00	8550.00	8550.00	0.00	0.00
		RAW	5625.00	5625.00	5450.00	0.00	3.21
		MUL	8500.00	8000.00	8095.00	6.25	5.00
		KAR	8500.00	8500.00	8500.00	0.00	0.00
		HYD	8000.00	8000.00	7000.00	0.00	14.29
2662002. LATHA PRESIDENT SUP. QLTY.	40 MTR.	LAH	3700.00	3450.00	3450.00	7.25	7.25
		MUL	7000.00	7000.00	7140.00	0.00	-1.96
		KAR	3682.50	3682.50	3682.50	0.00	0.00
2662003. LATHA MAST QALANDER SUP. QLTY.	40 MTR.	MUL	5300.00	5200.00	4920.00	1.92	7.72
		KAR	2810.00	2810.00	2810.00	0.00	0.00
2662004. LATHA MUGHAL-E-AZAM SUP. QLTY.	40 MTR.	LAH	3750.00	3650.00	3650.00	2.74	2.74

Contd.

7.10 Intercity Wholesale Prices of Selected Commodities

Group/Commodity/Item Specification	Unit	City	Prices (Rs.)			% Change in May, 2016 Over	
			May, 2016	Apr., 2016	May, 2015	Apr., 2016	May, 2015
		FAS	5650.00	5650.00	5650.00	0.00	0.00
		RAW	5525.00	5525.00	5375.00	0.00	2.79
		MUL	5920.00	5920.00	5880.00	0.00	0.68
		KAR	5300.00	5300.00	5300.00	0.00	0.00
		HYD	7000.00	7000.00	6000.00	0.00	16.67
055. Other Fabrics							
2669001. LAWN AVG. QLTY.	MTR.	LAH	81.00	75.75	75.50	6.93	7.28
		FAS	92.50	92.50	92.50	0.00	0.00
		RAW	122.50	122.50	117.50	0.00	4.26
		MUL	125.00	125.00	125.00	0.00	0.00
		KAR	130.00	130.00	125.00	0.00	4.00
		HYD	140.00	140.00	120.00	0.00	16.67
		SKR	80.00	80.00	70.00	0.00	14.29
		QTA	130.00	130.00	130.00	0.00	0.00
2669002. LAWN SUP. QLTY.	MTR.	LAH	207.50	177.50	177.50	16.90	16.90
		FAS	230.00	230.00	230.00	0.00	0.00
		RAW	225.00	225.00	205.00	0.00	9.76
		MUL	180.00	180.00	190.00	0.00	-5.26
		KAR	275.00	275.00	240.00	0.00	14.58
		QTA	152.50	152.50	152.50	0.00	0.00
2669003. GREY CLOTH 52"	MTR.	LAH	50.00	45.00	45.00	11.11	11.11
		FAS	62.50	62.50	62.50	0.00	0.00
		RAW	41.00	41.00	41.00	0.00	0.00
		MUL	117.50	117.50	117.50	0.00	0.00
		KAR	69.50	69.50	69.50	0.00	0.00
		LRK	105.00	105.00	105.00	0.00	0.00
2669004. GREY CLOTH 98"	MTR.	LAH	82.50	76.50	76.50	7.84	7.84
		FAS	122.50	122.50	122.50	0.00	0.00
		KAR	130.00	130.00	130.00	0.00	0.00
2669005. DRILL DYED	MTR.	LAH	75.50	75.50	75.50	0.00	0.00
		FAS	105.00	105.00	105.00	0.00	0.00
		RAW	32.50	32.50	32.50	0.00	0.00
		KAR	141.00	141.00	112.50	0.00	25.33
		QTA	68.00	68.00	68.00	0.00	0.00
056. Silk & Reyon Fabrics							
2679001. KT. SHIRTING AL-KARAM SUP. QLTY.	MTR.	LAH	87.50	82.50	82.50	6.06	6.06
		RAW	132.50	132.50	127.50	0.00	3.92
		KAR	135.00	135.00	125.00	0.00	8.00
2679002. KT. SHIRTING TOYOBO SUP. QLTY.	MTR.	FAS	212.50	212.50	212.50	0.00	0.00
		RAW	132.50	132.50	127.50	0.00	3.92
		MUL	85.00	85.00	85.00	0.00	0.00
		KAR	92.50	92.50	87.50	0.00	5.71
		QTA	73.00	73.00	73.00	0.00	0.00
2679003. WOOLY FLAT	MTR.	LAH	47.50	47.50	47.50	0.00	0.00
		KAR	39.00	39.00	39.00	0.00	0.00
		QTA	62.50	62.50	62.50	0.00	0.00
2679004. SILK AVG. QLTY.	MTR.	LAH	67.50	59.00	59.00	14.41	14.41
		RAW	57.50	57.50	47.50	0.00	21.05
		MUL	95.00	95.00	95.00	0.00	0.00
		KAR	41.00	41.00	41.00	0.00	0.00
		SKR	45.00	45.00	35.00	0.00	28.57
		QTA	55.00	55.00	55.00	0.00	0.00
2679005. SILK SUP. QLTY.	MTR.	LAH	92.50	85.50	85.50	8.19	8.19
		FAS	237.50	237.50	237.50	0.00	0.00
		RAW	95.00	95.00	77.50	0.00	22.58
		QTA	75.00	75.00	75.00	0.00	0.00
2679006. LINEN STAR MILL KARACHI	MTR.	LAH	127.50	116.50	116.50	9.44	9.44
		KAR	130.00	130.00	107.50	0.00	20.93
		QTA	100.00	100.00	92.00	0.00	8.70

057. Towels

Contd.

7.10 Intercity Wholesale Prices of Selected Commodities

Group/Commodity/Item Specification	Unit	City	Prices (Rs.)			% Change in May, 2016 Over		
			May, 2016	Apr., 2016	May, 2015	Apr., 2016	May, 2015	
2684001. TOWEL MED SIZE AVG. QLTY.	DOZ.	LAH	1725.00	1725.00	1725.00	0.00	0.00	
		FAS	1650.00	1650.00	1650.00	0.00	0.00	
		KSR	1725.00	1725.00	1725.00	0.00	0.00	
		KAR	2300.00	2300.00	2220.00	0.00	3.60	
		SKR	2040.00	2040.00	2040.00	0.00	0.00	
		PSH	2400.00	2400.00	2400.00	0.00	0.00	
		QTA	1620.00	1620.00	1620.00	0.00	0.00	
058. Blankets	2711001. BLANKET MOONLITE SINGLE	EACH	LAH	2400.00	2400.00	2400.00	0.00	0.00
			RAW	2975.00	2975.00	2975.00	0.00	0.00
			KAR	2437.50	2437.50	2150.00	0.00	13.37
2711002. BLANKET MOONLITE DOUBLE	EACH	LAH	3000.00	3000.00	3000.00	0.00	0.00	
		RAW	3325.00	3325.00	3325.00	0.00	0.00	
		KAR	2900.00	2900.00	2650.00	0.00	9.43	
059. Bed Sheets	2712001. BED SHEET COTTON SINGLE AVG. QLTY.	DOZ.	LAH	3250.00	3250.00	3250.00	0.00	0.00
			FAS	4300.00	4300.00	4300.00	0.00	0.00
			KAR	4350.00	4350.00	4350.00	0.00	0.00
2712002. BED SHEET COTTON DOUBLE AVG. QLTY.	DOZ.	SKR	3960.00	3960.00	3960.00	0.00	0.00	
		PSH	4800.00	4800.00	4800.00	0.00	0.00	
		QTA	3600.00	3600.00	3600.00	0.00	0.00	
		LAH	5650.00	5650.00	5650.00	0.00	0.00	
		FAS	4900.00	4900.00	4900.00	0.00	0.00	
		KAR	6750.00	6750.00	6750.00	0.00	0.00	
		SKR	7800.00	7800.00	7800.00	0.00	0.00	
PSH	9600.00	9600.00	9600.00	0.00	0.00			
QTA	4250.00	4250.00	4250.00	0.00	0.00			
060. Quilts	2718001. READY MADE QUILT	EACH	LAH	950.00	950.00	875.00	0.00	8.57
			RAW	775.00	775.00	775.00	0.00	0.00
			KAR	1075.00	1075.00	1075.00	0.00	0.00
			PSH	875.00	875.00	925.00	0.00	-5.41
			QTA	600.00	600.00	600.00	0.00	0.00
061. Woolen Carpets	2721001. WOOLEN CARPET	SQ.FT.	LAH	92.50	92.50	60.00	0.00	54.17
			KAR	60.00	60.00	51.00	0.00	17.65
062. Synthetic Carpets	2729001. SYNTHETIC CARPET	SQ.FT.	LAH	32.50	32.50	32.50	0.00	0.00
			RAW	24.50	24.50	24.50	0.00	0.00
			KAR	49.00	49.00	45.50	0.00	7.69
			QTA	46.50	46.50	46.50	0.00	0.00
063. Hosiery Products	2821001. UNDER WEAR MED. SIZE AVG. QLTY.	DOZ.	LAH	1125.00	1125.00	1125.00	0.00	0.00
			FAS	780.00	780.00	780.00	0.00	0.00
			RAW	1875.00	1875.00	1875.00	0.00	0.00
			KAR	1000.00	1000.00	870.00	0.00	14.94
			SKR	890.00	890.00	890.00	0.00	0.00
			PSH	1440.00	1440.00	1440.00	0.00	0.00
	2821002. VEST (BANYAN)MED. SIZE AVG. QLTY.	DOZ.	QTA	420.00	420.00	420.00	0.00	0.00
			LAH	1175.00	1175.00	1175.00	0.00	0.00
			FAS	900.00	900.00	900.00	0.00	0.00
			RAW	1875.00	1875.00	1875.00	0.00	0.00
			KAR	1030.00	1030.00	888.00	0.00	15.99
			SKR	1322.50	1322.50	1322.50	0.00	0.00
	2821003. SOCKS NYLON MIXED GENTS SUP. QLTY.	DOZ.	PSH	1440.00	1440.00	1190.00	0.00	21.01
			QTA	720.00	720.00	720.00	0.00	0.00
			LAH	1125.00	1125.00	1125.00	0.00	0.00
			FAS	710.00	710.00	710.00	0.00	0.00
			RAW	812.50	812.50	812.50	0.00	0.00
			KAR	798.00	798.00	798.00	0.00	0.00

Contd.

7.10 Intercity Wholesale Prices of Selected Commodities

Group/Commodity/Item Specification	Unit	City	Prices (Rs.)			% Change in May, 2016 Over	
			May, 2016	Apr., 2016	May, 2015	Apr., 2016	May, 2015
		SKR	860.00	860.00	860.00	0.00	0.00
		PSH	900.00	900.00	840.00	0.00	7.14
		QTA	620.00	620.00	620.00	0.00	0.00
2821004. SOCKS COTTON GENTS AVG. QLTY.	DOZ.	LAH	750.00	750.00	750.00	0.00	0.00
		FAS	510.00	510.00	510.00	0.00	0.00
		KAR	650.00	650.00	630.00	0.00	3.17
064. Readymade Garments							
2823101. PANTS GENTS (W&W) AVG. QLTY.	DOZ.	LAH	4250.00	4250.00	4250.00	0.00	0.00
		RAW	7250.00	7250.00	6950.00	0.00	4.32
		KAR	5100.00	5100.00	5100.00	0.00	0.00
2823102. SHORT	DOZ.	LAH	1250.00	1250.00	1250.00	0.00	0.00
		KAR	1350.00	1260.00	1260.00	7.14	7.14
		HYD	2400.00	2400.00	2400.00	0.00	0.00
2823103. AWAMI SUIT(W&W) AVG. QLTY.	DOZ.	LAH	9000.00	9000.00	9000.00	0.00	0.00
		RAW	12750.00	12750.00	11250.00	0.00	13.33
		KAR	7100.00	6700.00	8100.00	5.97	-12.35
		QTA	5400.00	5400.00	5400.00	0.00	0.00
2823201. SHIRT GENTS (W&W) AVG. QLTY.	DOZ.	LAH	3225.00	3225.00	3225.00	0.00	0.00
		RAW	4275.00	4275.00	4125.00	0.00	3.64
		KAR	4050.00	4050.00	4050.00	0.00	0.00
2823301. GIRL'S FROCK (W&W)	DOZ.	LAH	8750.00	8750.00	8750.00	0.00	0.00
		RAW	11100.00	11100.00	9350.00	0.00	18.72
		KAR	6950.00	6740.00	6450.00	3.12	7.75
3c) Leather Products							
065. Leather Without Hair							
2912001. SOLE LEATHER 5 MM GR-1	KG.	SAH	700.00	700.00	700.00	0.00	0.00
		KSR	425.00	425.00	425.00	0.00	0.00
2912002. SOLE LEATHER 4.5 MM GR-1	KG.	SAH	725.00	725.00	725.00	0.00	0.00
		KSR	490.00	490.00	490.00	0.00	0.00
2912003. SOLE LEATHER 4 MM GR-1	KG.	SAH	750.00	750.00	750.00	0.00	0.00
		KSR	510.00	510.00	510.00	0.00	0.00
066. Other Leather N.E.C							
2913001. CHROME LEATHER COW ANALINE GR-I	DM.	SAH	19.37	19.37	21.52	0.00	-9.99
		KSR	20.45	20.45	21.00	0.00	-2.62
2913002. CHROME LEATHER COW ANALINE GR-II	DM.	SAH	18.29	18.29	20.45	0.00	-10.56
		KSR	18.22	18.22	19.00	0.00	-4.11
2913003. CHROME LEATHER BUFF CALF (SUP)	DM.	SAH	17.22	17.22	17.76	0.00	-3.04
		KSR	18.00	18.00	17.00	0.00	5.88
2913004. CHROME LEATHER BUFF CALF (B)	DM.	SAH	15.60	15.60	16.14	0.00	-3.35
		KSR	15.00	15.00	15.00	0.00	0.00
067. Footwears							
2933001. GENTS SHOES PAUL BATA	PAIR	LAH	818.23	818.23	818.23	0.00	0.00
2933002. GENTS SANDAL BATA	PAIR	LAH	572.51	572.51	572.51	0.00	0.00
2933003. GENTS SLATE CHAPPAL BATA	PAIR	LAH	110.08	110.08	110.08	0.00	0.00
2933004. LADIES SANDAL BATA (EMOZIAN)	PAIR	LAH	490.61	490.61	490.61	0.00	0.00
2933005. LADIES SPOUNG CHAPPAL BATA(TROPICAL)	PAIR	LAH	109.52	109.52	109.52	0.00	0.00
2933006. CHILD SHOE POWER LIFE BATA	PAIR	LAH	415.00	400.00	285.85	3.75	45.18
2933007. GENTS SHOES ART 1109 SERVIS	PAIR	LAH	477.00	477.00	477.00	0.00	0.00
2933008. CHEETAH 50 SIZE 3.5	PAIR	LAH	1091.00	1091.00	679.00	0.00	60.68
2933009. SERVIS SHOES WOMEN	PAIR	LAH	370.00	370.00	370.00	0.00	0.00
2933010. SERVIS SHOES CHILDREN	PAIR	LAH	257.00	257.00	257.00	0.00	0.00
4. Other Transportable Goods							
068. Timber							
3131001. TIMBER SHEESHAM	CMT.	LAH	62682.50	62682.50	59151.00	0.00	5.97
		RAW	69746.50	69746.50	64449.50	0.00	8.22
		KAR	59000.00	59000.00	51965.00	0.00	13.54
		PSH	52965.00	52965.00	42378.00	0.00	24.98
		QTA	55582.00	55582.00	55582.00	0.00	0.00
3131002. TIMBER KERUING PINE WOOD	CMT.	RAW	64449.00	64449.00	62683.50	0.00	2.82
		KAR	59000.00	59000.00	53412.50	0.00	10.46

Contd.

7.10 Intercity Wholesale Prices of Selected Commodities

Group/Commodity/Item Specification	Unit	City	Prices (Rs.)			% Change in May, 2016 Over			
			May, 2016	Apr., 2016	May, 2015	Apr., 2016	May, 2015		
3131003. TIMBER PERTAL	CMT.	LAH	41494.00	41494.00	38845.50	0.00	6.82		
		RAW	52089.00	52089.00	48558.00	0.00	7.27		
		KAR	43000.00	43000.00	38404.00	0.00	11.97		
		PSH	56496.00	56496.00	52372.00	0.00	7.87		
		QTA	31050.00	31050.00	31050.00	0.00	0.00		
3131004. TIMBER CHIR	CMT.	LAH	36197.00	36197.00	32665.50	0.00	10.81		
		RAW	46792.00	46792.00	43260.50	0.00	8.16		
		KAR	34500.00	34500.00	30458.00	0.00	13.27		
3131005. TIMBER DEODAR	CMT.	RAW	104178.50	104178.50	97998.00	0.00	6.31		
		KAR	112500.00	112500.00	97996.50	0.00	14.80		
		PSH	105930.00	105930.00	95358.00	0.00	11.09		
		QTA	88000.00	88000.00	88000.00	0.00	0.00		
3131006. TIMBER TEAK WOOD	CMT.	LAH	147436.00	147436.00	143021.50	0.00	3.09		
		KAR	155000.00	155000.00	115653.00	0.00	34.02		
069. Printing Paper									
3212901. OFFSET PAPER FLYING FINISH	KG.	KAR	75.00	75.00	78.00	0.00	-3.85		
3212902. ART PAPER "LEYKAM"/CHINA	KG.	KAR	115.00	115.00	115.00	0.00	0.00		
3212903. PRINTING PAPER ROYAL CENTURY	KG.	KAR	90.00	90.00	90.00	0.00	0.00		
3212904. PHOTOSTAT PAPER 210X297 A-4(80GM)	KG.	KAR	345.00	345.00	365.00	0.00	-5.48		
070. Hard Board									
3213301. KRAFT LINES BOARD (BRAZIL-125)	KG.	KAR	95.00	95.00	95.00	0.00	0.00		
071. Coke									
3310001. COKE	MT.	KAR	60000.00	60000.00	60000.00	0.00	0.00		
072. Motor Spirit									
3331001. MOTOR SPRIT 87 RON	LTR.	KAR	64.21	64.21	74.23	0.00	-13.50		
073. Diesel Oil									
3333001. DIESEL OIL LIGHT SPEED (BULK)	LTR.	KAR	37.90	37.90	57.87	0.00	-34.51		
3333002. DIESEL OIL HIGH SPEED(BULK)	LTR.	KAR	72.46	72.46	83.55	0.00	-13.27		
074. Kerosine Oil									
3334001. Kerosine Oil	LTR.	KAR	43.11	43.11	67.01	0.00	-35.67		
075. Furnace Oil									
3337001. HIGH SULPHUR FURNACE OIL(HSFO)	MT.	KAR	22726.50	21286.50	41447.50	6.76	-45.17		
076. Mobil Oil									
3338001. HAVOLINE MOBIL OIL PETROL ENGN.	4 LTR.	FAS	1950.00	1950.00	1950.00	0.00	0.00		
		RAW	1962.50	1962.50	1937.50	0.00	1.29		
		MUL	1622.50	1622.50	1780.00	0.00	-8.85		
		GJT	1790.00	1790.00	1790.00	0.00	0.00		
		KAR	2000.00	2000.00	2157.00	0.00	-7.28		
		PSH	1700.00	1700.00	1640.00	0.00	3.66		
		QTA	1670.00	1670.00	1670.00	0.00	0.00		
		3338002. HAVOLINE MOBIL OIL CNG ENGN.	4 LTR.	FAS	1600.00	1600.00	1600.00	0.00	0.00
				RAW	1937.50	1937.50	1912.50	0.00	1.31
				MUL	1562.50	1562.50	1830.00	0.00	-14.62
GJT	1790.00			1790.00	1835.00	0.00	-2.45		
KAR	1750.00			1750.00	1833.00	0.00	-4.53		
PSH	1700.00	1700.00	1670.00	0.00	1.80				
QTA	1725.00	1725.00	1725.00	0.00	0.00				
077. Chemicals									
3414001. STEARIC ACID	LB.	LAH	117.50	122.50	155.00	-4.08	-24.19		
		KAR	80.50	80.50	102.50	0.00	-21.46		
3414002. ACETIC ACID	LB.	LAH	80.00	80.00	100.00	0.00	-20.00		
		KAR	37.00	37.00	53.00	0.00	-30.19		
		PSH	49.00	49.00	54.00	0.00	-9.26		
3414003. TARTARIC POWDER	50 KG.	LAH	16000.00	17500.00	18500.00	-8.57	-13.51		
		KAR	3700.00	3700.00	11000.00	0.00	-66.36		
3414004. CITRIC ACID	50 KG.	LAH	5400.00	5700.00	6000.00	-5.26	-10.00		
		KAR	4665.00	4665.00	6125.00	0.00	-23.84		
		PSH	5600.00	5600.00	5700.00	0.00	-1.75		
3414005. CHINA CLAY	M.T.	KAR	45000.00	45000.00	52000.00	0.00	-13.46		
3414006. BLEACHING POWDER	50 KG.	LAH	2600.00	2600.00	2600.00	0.00	0.00		

Contd.

7.10 Intercity Wholesale Prices of Selected Commodities

Group/Commodity/Item Specification	Unit	City	Prices (Rs.)			% Change in May, 2016 Over	
			May, 2016	Apr., 2016	May, 2015	Apr., 2016	May, 2015
		KSR	2675.00	2675.00	2675.00	0.00	0.00
		KAR	2750.00	2750.00	2275.00	0.00	20.88
		PSH	3000.00	3000.00	2700.00	0.00	11.11
3414007. GLUCOSE POWDER	50 KG.	LAH	4600.00	4800.00	5000.00	-4.17	-8.00
		KAR	4000.00	4225.00	5375.00	-5.33	-25.58
		PSH	5200.00	5200.00	5200.00	0.00	0.00
3422001. ZINC OXIDE	50 KG.	LAH	21000.00	21000.00	20000.00	0.00	5.00
		PSH	15000.00	15000.00	15000.00	0.00	0.00
3423101. CAUSTIC SODA	50 KG.	LAH	3800.00	3700.00	3700.00	2.70	2.70
		KSR	3725.00	3725.00	3725.00	0.00	0.00
		KAR	3925.00	3925.00	3800.00	0.00	3.29
		PSH	4000.00	4000.00	3700.00	0.00	8.11
3423102. SULPHURIC ACID	100 KG.	LAH	2200.00	2500.00	2500.00	-12.00	-12.00
		KAR	2245.00	2245.00	2300.00	0.00	-2.39
		PSH	1600.00	2000.00	2000.00	-20.00	-20.00
3423103. MERCURY	KG.	LAH	11000.00	12500.00	13000.00	-12.00	-15.38
		KAR	8200.00	8200.00	14000.00	0.00	-41.43
		PSH	9000.00	9000.00	11000.00	0.00	-18.18
3424001. SODA ASH LIGHT 80 KG. BAG	BAG	LAH	3360.00	3360.00	3500.00	0.00	-4.00
		KSR	3425.00	3425.00	3550.00	0.00	-3.52
		KAR	1975.00	1975.00	3360.00	0.00	-41.22
		PSH	3360.00	3360.00	3360.00	0.00	0.00
3424002. SODIUM BI- CARBONATE.	50 KG.	LAH	2400.00	2450.00	2500.00	-2.04	-4.00
		KAR	2160.00	2160.00	2500.00	0.00	-13.60
		PSH	2400.00	2400.00	2320.00	0.00	3.45
3424003. SALT EPSUM	100 KG.	LAH	1400.00	1400.00	1500.00	0.00	-6.67
		KAR	1980.00	1980.00	1600.00	0.00	23.75
		PSH	2200.00	2200.00	2600.00	0.00	-15.38
078. Dyeing Material							
3431001. DYES RED B-BASE	LB.	KAR	270.00	270.00	270.00	0.00	0.00
3431002. DYES ORITEX JAPAN RED HR-2.	LB.	KAR	225.00	225.00	225.00	0.00	0.00
3431003. DYED REACTIVE VIOLET H-3R	LB.	KAR	250.00	250.00	250.00	0.00	0.00
079. Fertilizers							
3461101. SONA UREA	MT.	LAH	36000.00	36600.00	37000.00	-1.64	-2.70
		FAS	36000.00	37000.00	37600.00	-2.70	-4.26
		MUL	35400.00	36000.00	36600.00	-1.67	-3.28
		PSH	35600.00	36600.00	37600.00	-2.73	-5.32
3461102. KISAN UREA	MT.	LAH	36000.00	36600.00	37000.00	-1.64	-2.70
		FAS	35000.00	36000.00	37200.00	-2.78	-5.91
		MUL	34000.00	34800.00	36000.00	-2.30	-5.56
		GUJ	34200.00	34400.00	34400.00	-0.58	-0.58
		PSH	35600.00	36000.00	36000.00	-1.11	-1.11
3461401. CALCIUM AMMONIUM NITRATE	MT.	LAH	30000.00	31000.00	32500.00	-3.23	-7.69
		FAS	29000.00	30000.00	32000.00	-3.33	-9.38
		MUL	27600.00	28800.00	30600.00	-4.17	-9.80
		GUJ	29000.00	34400.00	32000.00	-15.70	-9.38
		PSH	31000.00	31000.00	31000.00	0.00	0.00
3462101. SINGLE SUPPER PHOSPHATE (GR) 18PC	MT.	LAH	18000.00	18600.00	20000.00	-3.23	-10.00
		FAS	18000.00	18000.00	20000.00	0.00	-10.00
		MUL	15600.00	15600.00	18600.00	0.00	-16.13
		GUJ	16000.00	18000.00	19000.00	-11.11	-15.79
		PSH	18000.00	18000.00	20000.00	0.00	-10.00
3462102. SINGLE SUPER PHOSPHATE (PD) 18PC	MT.	LAH	21000.00	21000.00	21000.00	0.00	0.00
		FAS	21950.00	21950.00	21950.00	0.00	0.00
		MUL	21900.00	21900.00	21900.00	0.00	0.00
		GUJ	22000.00	22000.00	22000.00	0.00	0.00
		PSH	25100.00	25100.00	25100.00	0.00	0.00
3462103. TRIPLE SUPER PHOSPHATE (GR)	MT.	LAH	61750.00	61750.00	61750.00	0.00	0.00
		FAS	61850.00	61850.00	61850.00	0.00	0.00
		MUL	62050.00	62050.00	62050.00	0.00	0.00

Contd.

7.10 Intercity Wholesale Prices of Selected Commodities

Group/Commodity/Item Specification	Unit	City	Prices (Rs.)			% Change in May, 2016 Over	
			May, 2016	Apr., 2016	May, 2015	Apr., 2016	May, 2015
3463201. SULPHATE OF POTASH	MT.	GUJ	66000.00	66000.00	66000.00	0.00	0.00
		PSH	60000.00	60000.00	60000.00	0.00	0.00
		LAH	99000.00	101000.00	103000.00	-1.98	-3.88
		MUL	83600.00	83600.00	83600.00	0.00	0.00
		KSR	99000.00	101000.00	103000.00	-1.98	-3.88
3464101. NITRO PHOSPHATE	MT.	LAH	42000.00	46000.00	50500.00	-8.70	-16.83
		FAS	41000.00	42000.00	52000.00	-2.38	-21.15
		MUL	37400.00	39600.00	50600.00	-5.56	-26.09
		GUJ	42000.00	46000.00	54000.00	-8.70	-22.22
		PSH	40000.00	42000.00	52000.00	-4.76	-23.08
3464201. DIA-AMMONIUM PHOSPHATE	MT.	LAH	59000.00	63000.00	75000.00	-6.35	-21.33
		FAS	57000.00	58000.00	74000.00	-1.72	-22.97
		MUL	56600.00	57600.00	73600.00	-1.74	-23.10
		GUJ	58000.00	67000.00	75000.00	-13.43	-22.67
		PSH	54000.00	61000.00	73000.00	-11.48	-26.03
3464401. NITROGEN PHOSPHATE AND POTACIUM(NPK)	MT.	LAH	57000.00	57000.00	62000.00	0.00	-8.06
		GUJ	58000.00	50000.00	62000.00	16.00	-6.45
		SAR	51800.00	52600.00	60000.00	-1.52	-13.67
		HYD	61680.00	61680.00	61680.00	0.00	0.00
080. Pesticides							
3466101. THIODAN 35 EC(AGRICULTURE) 1 LTR	BOTTLE	LAH	750.00	750.00	580.00	0.00	29.31
		FAS	1050.00	1050.00	1050.00	0.00	0.00
		MUL	1200.00	1200.00	1200.00	0.00	0.00
		SAR	875.00	875.00	875.00	0.00	0.00
		GJT	500.00	500.00	500.00	0.00	0.00
		HYD	750.00	750.00	750.00	0.00	0.00
3466102. DURSABAN TC(TERMITICIDE CONC.)	BOTTLE	LAH	2000.00	2000.00	1050.00	0.00	90.48
		FAS	1265.00	1265.00	1265.00	0.00	0.00
		MUL	1550.00	1550.00	1550.00	0.00	0.00
		SAR	1100.00	1100.00	1000.00	0.00	10.00
3466103. SANSABZ (VEGETABLES) 1 LTR.	BOTTLE	LAH	250.00	250.00	210.00	0.00	19.05
		FAS	360.00	360.00	360.00	0.00	0.00
		MUL	700.00	700.00	600.00	0.00	16.67
		SAR	300.00	300.00	250.00	0.00	20.00
		GJT	500.00	500.00	500.00	0.00	0.00
3466104. MALATHION (ALL ANIMALS) 1 LTR.	BOTTLE	LAH	800.00	800.00	800.00	0.00	0.00
		FAS	1300.00	1300.00	1300.00	0.00	0.00
		GUJ	1100.00	1100.00	1100.00	0.00	0.00
		GJT	1200.00	1200.00	1200.00	0.00	0.00
081. Insecticides							
3471001. L-D POLYTHYLENE	LB.	KAR	76.19	78.00	86.88	-2.32	-12.30
3473001. POLYSTRENE GP.	55 LB.	KAR	4745.00	4721.25	4700.00	0.50	0.96
082. Paints & Varnishes							
3511001. SYN CLEAR VARNISH (BUXLYS)	3 LTR.	LAH	1062.00	1062.00	1050.00	0.00	1.14
		KAR	1225.00	1225.00	1225.00	0.00	0.00
3511002. SYN CLEAR VARNISH (BERGER)	3 LTR.	LAH	1215.00	1215.00	1150.00	0.00	5.65
		KAR	1375.00	1375.00	1375.00	0.00	0.00
3511003. SYN ENAMEL VIP (BERGER)	3.6 LTR	LAH	1860.00	1860.00	1700.00	0.00	9.41
		RAW	1337.50	1337.50	1337.50	0.00	0.00
		KAR	1650.00	1650.00	1650.00	0.00	0.00
3511004. SYN ENAMEL 413 (BUXLYS)	3.6 LTR	LAH	1380.00	1380.00	1370.00	0.00	0.73
		RAW	1330.00	1330.00	1330.00	0.00	0.00
		KAR	1650.00	1650.00	1650.00	0.00	0.00
3511005. VIP PLASTIC EMULSION (BERGER)	4 LTR.	LAH	1836.00	1836.00	1750.00	0.00	4.91
		RAW	1555.00	1555.00	1555.00	0.00	0.00
		KAR	1500.00	1500.00	1500.00	0.00	0.00
3511006. PLASTIC BOUND DISTEMPER(BUXLYS)	6 KG.	LAH	1210.00	1210.00	1210.00	0.00	0.00
		RAW	975.00	975.00	975.00	0.00	0.00
		KAR	975.00	975.00	975.00	0.00	0.00

Contd.

7.10 Intercity Wholesale Prices of Selected Commodities

Group/Commodity/Item Specification	Unit	City	Prices (Rs.)			% Change in May, 2016 Over	
			May, 2016	Apr., 2016	May, 2015	Apr., 2016	May, 2015
3511007. ICI PLASTIC EMULSION	4 LTR	LAH	1940.00	1940.00	1800.00	0.00	7.78
		RAW	1690.00	1690.00	1690.00	0.00	0.00
		KAR	1750.00	1750.00	1750.00	0.00	0.00
083. Medicines	3526001. PANADOL TAB. (200)	'ACKET LAH	162.00	162.00	153.00	0.00	5.88
		RAW	195.50	195.50	165.00	0.00	18.48
		MUL	204.00	204.00	153.00	0.00	33.33
		KAR	205.00	205.00	165.00	0.00	24.24
		MPK	153.00	153.00	153.00	0.00	0.00
		PSH	210.00	210.00	160.00	0.00	31.25
	3526002. DISPRIN TAB. (600)	'ACKET QTA	240.00	200.00	180.00	20.00	33.33
		LAH	555.00	555.00	525.00	0.00	5.71
		RAW	595.00	595.00	372.50	0.00	59.73
		MUL	638.00	638.00	510.00	0.00	25.10
		KAR	638.00	638.00	459.00	0.00	39.00
		MPK	550.00	550.00	360.00	0.00	52.78
	3526003. FLAGYL TAB. (200)	PSH	510.00	510.00	516.00	0.00	-1.16
		QTA	600.00	600.00	440.00	0.00	36.36
		'ACKET LAH	278.00	278.00	170.00	0.00	63.53
		RAW	255.00	255.00	255.00	0.00	0.00
		MUL	267.83	267.83	270.00	0.00	-0.80
		KAR	268.00	268.00	260.00	0.00	3.08
3526004. VENTOLIN TAB.(100)	MPK	260.00	260.00	260.00	0.00	0.00	
	PSH	271.00	271.00	283.00	0.00	-4.24	
	QTA	180.00	180.00	180.00	0.00	0.00	
	'ACKET LAH	87.00	87.00	82.00	0.00	6.10	
	RAW	85.00	85.00	85.00	0.00	0.00	
	MUL	121.00	121.00	121.00	0.00	0.00	
3526005. DAONIL TAB. (60)	KAR	86.53	86.53	86.53	0.00	0.00	
	MPK	73.20	73.20	73.20	0.00	0.00	
	PSH	85.00	85.00	72.00	0.00	18.06	
	QTA	90.00	90.00	80.00	0.00	12.50	
	'ACKET LAH	82.00	82.00	75.12	0.00	9.16	
	RAW	86.50	86.50	86.50	0.00	0.00	
3526006. ENTOX TAB. (100)	MUL	86.31	86.31	86.31	0.00	0.00	
	KAR	88.00	88.00	88.00	0.00	0.00	
	MPK	80.00	80.00	76.00	0.00	5.26	
	PSH	88.00	88.00	90.00	0.00	-2.22	
	QTA	90.00	90.00	90.00	0.00	0.00	
	'ACKET LAH	87.50	87.50	87.50	0.00	0.00	
3526007. CALCIUM TAB. 1000 SANDOZ	RAW	73.00	73.00	73.00	0.00	0.00	
	MUL	85.00	85.00	85.00	0.00	0.00	
	KAR	100.00	100.00	100.00	0.00	0.00	
	MPK	85.00	85.00	85.00	0.00	0.00	
	PSH	87.00	87.00	100.00	0.00	-13.00	
	QTA	85.00	85.00	85.00	0.00	0.00	
3526008. RENITEC TAB. 5 MG. (20)	'ACKET LAH	642.00	642.00	622.00	0.00	3.22	
	RAW	620.00	620.00	620.00	0.00	0.00	
	MUL	622.20	622.20	622.20	0.00	0.00	
	KAR	660.00	660.00	660.00	0.00	0.00	
	MPK	520.00	520.00	520.00	0.00	0.00	
	PSH	630.00	630.00	630.00	0.00	0.00	
3526008. RENITEC TAB. 5 MG. (20)	QTA	636.00	636.00	636.00	0.00	0.00	
	'ACKET LAH	87.56	87.56	87.56	0.00	0.00	
	RAW	99.50	99.50	99.50	0.00	0.00	
	MUL	99.45	99.45	99.45	0.00	0.00	
	KAR	100.00	100.00	100.00	0.00	0.00	
	MPK	88.00	88.00	88.00	0.00	0.00	
3526008. RENITEC TAB. 5 MG. (20)	PSH	101.00	101.00	105.30	0.00	-4.08	
	QTA	102.00	102.00	102.00	0.00	0.00	

Contd.

7.10 Intercity Wholesale Prices of Selected Commodities

Group/Commodity/Item Specification	Unit	City	Prices (Rs.)			% Change in May, 2016 Over	
			May, 2016	Apr., 2016	May, 2015	Apr., 2016	May, 2015
			3526009. CARMINA (150 TABLETS)	16 BOTT	LAH	190.00	190.00
		RAW	175.00	175.00	120.00	0.00	45.83
		MUL	186.00	186.00	153.00	0.00	21.57
		KAR	180.00	180.00	180.00	0.00	0.00
		PSH	170.00	170.00	170.00	0.00	0.00
3526010. SUALIN (250 TAB.) STRIP	EACH	LAH	105.00	105.00	68.75	0.00	52.73
		RAW	115.00	115.00	78.00	0.00	47.44
		KAR	132.00	132.00	132.00	0.00	0.00
		PSH	130.00	130.00	150.00	0.00	-13.33
3526011. SANCOS SYRUP 60 MG.	16 BOTT	LAH	288.00	288.00	331.50	0.00	-13.12
		RAW	142.50	142.50	142.50	0.00	0.00
		MUL	280.50	280.50	280.50	0.00	0.00
		KAR	160.00	160.00	160.00	0.00	0.00
		MPK	285.00	285.00	285.00	0.00	0.00
		PSH	300.00	300.00	300.00	0.00	0.00
		QTA	287.00	287.00	287.00	0.00	0.00
3526012. PHENRGONE SYRUP 120 MG	16 BOTT	LAH	179.66	179.66	179.66	0.00	0.00
		RAW	168.00	168.00	168.00	0.00	0.00
		MUL	168.30	168.30	168.30	0.00	0.00
		KAR	198.00	198.00	198.00	0.00	0.00
		MPK	170.00	170.00	170.00	0.00	0.00
		PSH	174.00	174.00	174.00	0.00	0.00
		QTA	192.00	192.00	195.00	0.00	-1.54
3526013. CALPOL SYRUP	16 BOTT	LAH	146.00	135.00	135.00	8.15	8.15
		RAW	143.00	143.00	143.00	0.00	0.00
		MUL	140.76	127.50	127.50	10.40	10.40
		KAR	150.00	150.00	150.00	0.00	0.00
		MPK	214.20	214.20	214.20	0.00	0.00
		PSH	144.48	144.48	144.48	0.00	0.00
		QTA	126.00	126.00	125.00	0.00	0.80
3526014. HYDERLIN SYRUP	16 BOTT	LAH	340.00	340.00	300.90	0.00	12.99
		RAW	327.50	327.50	327.50	0.00	0.00
		MUL	316.20	316.20	316.20	0.00	0.00
		KAR	332.00	332.00	312.00	0.00	6.41
		MPK	372.00	372.00	312.00	0.00	19.23
		PSH	306.00	306.00	342.00	0.00	-10.53
		QTA	378.00	378.00	378.00	0.00	0.00
3526015. SAFI HAMDARD 100 ML	16 BOTT	LAH	228.00	228.00	228.00	0.00	0.00
		RAW	255.00	255.00	216.00	0.00	18.06
		MUL	210.00	210.00	210.00	0.00	0.00
		KAR	306.00	306.00	276.00	0.00	10.87
		PSH	270.00	270.00	240.00	0.00	12.50
		QTA	193.00	193.00	193.00	0.00	0.00
3526016. HONEY TUBE (HAMDARD)	16 TUBE	LAH	540.00	540.00	540.00	0.00	0.00
		KAR	552.00	552.00	552.00	0.00	0.00
		MPK	516.00	516.00	516.00	0.00	0.00
		PSH	480.00	480.00	480.00	0.00	0.00
		QTA	582.00	582.00	582.00	0.00	0.00
3526017. BETNOVATE-N OINTMENT	16 TUBE	LAH	170.00	170.00	153.12	0.00	11.02
		RAW	166.50	166.50	148.00	0.00	12.50
		MUL	170.04	170.04	170.04	0.00	0.00
		KAR	168.00	168.00	168.00	0.00	0.00
		MPK	186.00	186.00	156.00	0.00	19.23
		PSH	174.00	174.00	150.00	0.00	16.00
		QTA	186.00	186.00	162.00	0.00	14.81
3526018. BURNOL	16 TUBE	LAH	85.08	85.08	85.08	0.00	0.00
		RAW	82.00	82.00	82.00	0.00	0.00
		MUL	82.00	82.00	82.00	0.00	0.00
		KAR	96.00	96.00	96.00	0.00	0.00
		MPK	81.60	81.60	81.60	0.00	0.00

Contd.

7.10 Intercity Wholesale Prices of Selected Commodities

Group/Commodity/Item Specification	Unit	City	Prices (Rs.)			% Change in May, 2016 Over		
			May,2016	Apr., 2016	May, 2015	Apr., 2016	May, 2015	
3526019. O.R.S.FLAVOURED (SEARLE)	DOZEN	PSH	87.00	87.00	87.00	0.00	0.00	
		QTA	81.00	81.00	81.00	0.00	0.00	
		LAH	180.00	180.00	180.00	0.00	0.00	
		RAW	183.50	183.50	183.50	0.00	0.00	
		MUL	173.40	173.40	173.40	0.00	0.00	
		KAR	174.00	174.00	174.00	0.00	0.00	
		PSH	154.30	154.30	154.80	0.00	-0.32	
3526020. JOSHANDA HAMDARD	DOZEN	QTA	156.00	156.00	156.00	0.00	0.00	
		LAH	240.00	240.00	276.00	0.00	-13.04	
		MUL	216.00	216.00	216.00	0.00	0.00	
		KAR	264.00	264.00	264.00	0.00	0.00	
		MPK	123.84	123.84	123.84	0.00	0.00	
3526021. COTTON BANDAGE 2" SIZE	16 NO.S	PSH	82.00	82.00	82.00	0.00	0.00	
		QTA	221.00	221.00	221.00	0.00	0.00	
		LAH	39.00	39.00	39.00	0.00	0.00	
		RAW	48.00	48.00	48.00	0.00	0.00	
		MUL	24.00	24.00	24.00	0.00	0.00	
		KAR	30.00	30.00	30.00	0.00	0.00	
		MPK	54.00	54.00	54.00	0.00	0.00	
084. Soaps & Detergents	3532101. LIFE BOUY SOAP (125 GM.)	DOZ.	PSH	42.50	42.50	22.00	0.00	93.18
			LAH	416.00	416.00	442.00	0.00	-5.88
			RAW	372.50	372.50	382.50	0.00	-2.61
			KSR	416.00	416.00	442.00	0.00	-5.88
			KAR	402.50	402.50	396.00	0.00	1.64
	3532102. LUX-STD. (70 GM.)	DOZ.	PSH	396.00	396.00	425.00	0.00	-6.82
			QTA	370.00	370.00	370.00	0.00	0.00
			LAH	345.00	325.00	332.00	6.15	3.92
			RAW	327.50	327.50	354.00	0.00	-7.49
			KAR	354.00	354.00	336.00	0.00	5.36
	3532201. SUPER ACTIVE SURF (130 GM.)	DOZ.	PSH	336.00	336.00	380.00	0.00	-11.58
			QTA	345.00	345.00	360.00	0.00	-4.17
			LAH	230.00	230.00	230.00	0.00	0.00
MUL			243.62	229.16	229.16	6.31	6.31	
KAR			228.00	228.00	232.00	0.00	-1.72	
3532202. ARIEL (100 GM)	DOZ.	SKR	264.00	335.00	248.88	-21.19	6.08	
		LAH	230.00	230.00	230.00	0.00	0.00	
		GUJ	228.00	228.00	228.00	0.00	0.00	
		KAR	228.00	228.00	228.00	0.00	0.00	
3532203. VIM DETERGENT POLY BAG (1000 G.)	DOZ.	MPK	180.00	180.00	180.00	0.00	0.00	
		LAH	810.00	810.00	750.00	0.00	8.00	
		RAW	765.00	765.00	715.00	0.00	6.99	
		KAR	828.00	828.00	864.00	0.00	-4.17	
		SKR	720.00	720.00	720.00	0.00	0.00	
		PSH	680.00	680.00	680.00	0.00	0.00	
		MNG	640.00	516.00	516.00	24.03	24.03	
3532204. MAXIMUM POWER BRITE POLYBAG(400GM)	DOZ.	QTA	624.00	624.00	624.00	0.00	0.00	
		LAH	1404.00	1404.00	1404.00	0.00	0.00	
		RAW	1070.00	862.50	862.50	24.06	24.06	
		KAR	1428.00	1428.00	1224.00	0.00	16.67	
		MPK	1416.00	1416.00	1416.00	0.00	0.00	
3532205. EXPRESS DETERGENT(1000GM)	DOZ.	PSH	1325.00	1325.00	1325.00	0.00	0.00	
		KAR	2100.00	2100.00	2100.00	0.00	0.00	
3532206. WASHING SOAP BETA/SUFU/GUY	DOZ.	LAH	5580.00	5580.00	5720.00	0.00	-2.45	
		RAW	3775.00	3775.00	3775.00	0.00	0.00	
		KSR	5560.00	5560.00	5440.00	0.00	2.21	
		SKR	3440.00	3440.00	3440.00	0.00	0.00	
		PSH	5840.00	5840.00	5840.00	0.00	0.00	
3532207. WASHING SOAP NYLON 101 CAKE	DOZ.	LAH	269.00	269.00	269.00	0.00	0.00	
		RAW	237.50	237.50	237.50	0.00	0.00	

Contd.

7.10 Intercity Wholesale Prices of Selected Commodities

Group/Commodity/Item Specification	Unit	City	Prices (Rs.)			% Change in May, 2016 Over	
			May, 2016	Apr., 2016	May, 2015	Apr., 2016	May, 2015
		SAR	289.00	289.00	286.00	0.00	1.05
		BNU	190.00	190.00	190.00	0.00	0.00
		QTA	300.00	300.00	300.00	0.00	0.00
3532301. TOOTHPASTE MACLEAN'S (LARGE SIZE)	DOZ.	RAW	575.00	575.00	575.00	0.00	0.00
		KAR	1080.00	1080.00	1080.00	0.00	0.00
3532302. TOOTHPASTE FARHAN'S (STD. SIZE)	DOZ.	KAR	492.00	492.00	492.00	0.00	0.00
3532303. TALC SAMSOL/SWISS MISS (STD.SIZE)	DOZ.	RAW	565.00	565.00	565.00	0.00	0.00
		KAR	1092.00	1092.00	1092.00	0.00	0.00
3532304. PONDS COLD CREAM (MED SIZE.)	DOZ.	LAH	1270.00	1270.00	1200.00	0.00	5.83
		RAW	1075.00	1075.00	1127.50	0.00	-4.66
		KAR	1194.00	1194.00	1194.00	0.00	0.00
3532305. PONDS VANISHING CREAM (MED SIZE)	DOZ.	LAH	2450.00	2450.00	2450.00	0.00	0.00
		RAW	1075.00	1075.00	1127.50	0.00	-4.66
		KAR	1009.00	1009.00	1009.00	0.00	0.00
3532306. ADMIRAL SHAVING CREAM (MED.SIZE)	DOZ.	LAH	720.00	720.00	660.00	0.00	9.09
		RAW	625.00	625.00	625.00	0.00	0.00
		KAR	750.00	684.00	648.00	9.65	15.74
3532307. HAIR BRYL CREAM (MED. SIZE).	DOZ.	RAW	1125.00	1125.00	1125.00	0.00	0.00
		KAR	1140.00	1140.00	984.00	0.00	15.85
3532308. JOHNSON'S BABY POWDER/MOTHER CARE	DOZ.	KAR	1380.00	1380.00	798.00	0.00	72.93
3532309. SUN SILK SHAMPOO LOCAL 10 ML.	DOZ.	RAW	51.00	51.00	51.00	0.00	0.00
		KAR	55.00	55.00	55.00	0.00	0.00
085. Auto Tyres							
3611101. AUTO TYRE GEN/SUZ/ALTO/MEHRAN	EACH	LAH	2700.00	2700.00	2700.00	0.00	0.00
		RAW	2525.00	2525.00	2875.00	0.00	-12.17
		KAR	2600.00	2850.00	2850.00	-8.77	-8.77
3611201. MOTOR CYCLE TYRE YAMAHA-100	EACH	LAH	1210.00	1210.00	1280.00	0.00	-5.47
		RAW	962.50	962.50	962.50	0.00	0.00
		KAR	980.00	990.00	1200.00	-1.01	-18.33
3611202. MOTOR CYCLE TYRE HONDA CD-70	EACH	LAH	860.00	860.00	860.00	0.00	0.00
		RAW	962.50	962.50	962.50	0.00	0.00
		KAR	840.00	1010.00	1150.00	-16.83	-26.96
3611203. MOTOR CYCLE TYRE SUZUKI 80 CC.	EACH	LAH	960.00	960.00	960.00	0.00	0.00
		RAW	937.50	937.50	937.50	0.00	0.00
		KAR	1125.00	1125.00	1200.00	0.00	-6.25
3611204. CYCLE TYRE SERVIS (28x1/2")	EACH	LAH	250.00	250.00	250.00	0.00	0.00
		KAR	210.00	210.00	225.00	0.00	-6.67
3611205. CYCLE TYRE DIAMOND (28x1/2")	EACH	LAH	275.00	275.00	300.00	0.00	-8.33
		RAW	287.50	287.50	287.50	0.00	0.00
		KAR	212.50	212.50	215.00	0.00	-1.16
3611401. AUTO TUBE GEN/SUZ/ALTO/MEHRAN	EACH	LAH	270.00	270.00	270.00	0.00	0.00
		RAW	295.00	295.00	295.00	0.00	0.00
		KAR	317.50	317.50	322.50	0.00	-1.55
3611402. MOTOR CYCLE TUBE YAMAHA-100	EACH	LAH	185.00	185.00	185.00	0.00	0.00
		RAW	192.50	192.50	192.50	0.00	0.00
		KAR	187.50	187.50	210.00	0.00	-10.71
3611403. MOTOR CYCLE TUBE HONDA CD-70	EACH	LAH	175.00	175.00	175.00	0.00	0.00
		RAW	192.50	192.50	192.50	0.00	0.00
		KAR	162.50	177.50	190.00	-8.45	-14.47
3611404. MOTOR CYCLE TUBE SUZUKI 80 CC.	EACH	LAH	195.00	195.00	195.00	0.00	0.00
		KAR	190.00	245.00	257.50	-22.45	-26.21
3611405. CYCLE TUBES SERVIS (28x1/2)	EACH	LAH	105.00	105.00	105.00	0.00	0.00
		KAR	102.50	132.50	132.50	-22.64	-22.64
3611406. CYCLE TUBES DIAMOND (28x1/2)	EACH	LAH	110.00	110.00	115.00	0.00	-4.35
		RAW	92.50	92.50	92.50	0.00	0.00
		KAR	97.50	126.50	127.50	-22.92	-23.53
086. Plastic Products							
3694001. WATER COOLER 9 LTR.	EACH	LAH	575.00	575.00	400.00	0.00	43.75
		KAR	465.00	465.00	465.00	0.00	0.00
		PSH	380.00	380.00	450.00	0.00	-15.56

Contd.

7.10 Intercity Wholesale Prices of Selected Commodities

Group/Commodity/Item Specification	Unit	City	Prices (Rs.)			% Change in May, 2016 Over	
			May, 2016	Apr., 2016	May, 2015	Apr., 2016	May, 2015
3694002. BUCKET MED. SIZE	EACH	QTA	410.00	410.00	410.00	0.00	0.00
		LAH	300.00	300.00	300.00	0.00	0.00
		GUJ	225.00	225.00	225.00	0.00	0.00
		GJT	220.00	220.00	220.00	0.00	0.00
		KAR	290.00	312.50	312.50	-7.20	-7.20
3694003. DINNER SET PLASTIC 42/48/52 PIECES	EACH	PSH	350.00	350.00	355.00	0.00	-1.41
		QTA	235.00	235.00	235.00	0.00	0.00
		LAH	1975.00	1975.00	1975.00	0.00	0.00
		RAW	4900.00	4900.00	4600.00	0.00	6.52
		MUL	3000.00	3000.00	2450.00	0.00	22.45
3694004. HOT POT PLASTIC 3 PIECES	EACH	KAR	2400.00	2400.00	2100.00	0.00	14.29
		PSH	2100.00	2100.00	2100.00	0.00	0.00
		MNG	3000.00	3000.00	3000.00	0.00	0.00
		LAH	1225.00	1225.00	1225.00	0.00	0.00
		SKT	1000.00	1000.00	1000.00	0.00	0.00
3694005. THERMOS STARVAC 1 LTR.	EACH	KAR	975.00	975.00	975.00	0.00	0.00
		PSH	1350.00	1350.00	1350.00	0.00	0.00
		QTA	1050.00	1050.00	1050.00	0.00	0.00
		LAH	525.00	450.00	450.00	16.67	16.67
		GUJ	400.00	400.00	500.00	0.00	-20.00
087. Glass sheets	;Q.MTR.	KAR	525.00	525.00	437.50	0.00	20.00
		QTA	300.00	300.00	300.00	0.00	0.00
		LAH	335.00	335.00	335.00	0.00	0.00
		RAW	335.00	335.00	325.00	0.00	3.08
		KAR	465.00	465.00	465.00	0.00	0.00
3711402. FIG.GLASS SHEET ABOVE 1 SQ.M	;Q.MTR.	PSH	425.00	425.00	425.00	0.00	0.00
		LAH	247.50	247.50	247.50	0.00	0.00
		RAW	295.00	295.00	285.00	0.00	3.51
		KAR	745.00	745.00	745.00	0.00	0.00
		PSH	968.00	968.00	968.00	0.00	0.00
088. Other Glass Articles	DOZ.	RAW	887.50	887.50	887.50	0.00	0.00
		KAR	810.00	750.00	750.00	8.00	8.00
		RAW	310.00	310.00	310.00	0.00	0.00
		KAR	700.00	637.50	637.50	9.80	9.80
		LAH	1775.00	1775.00	1775.00	0.00	0.00
3719302. JUG DIAMOND 1.2 LTR. FANCY (OMROC)	DOZ.	RAW	1337.50	1337.50	1337.50	0.00	0.00
		KAR	2450.00	2450.00	2450.00	0.00	0.00
		LAH	725.00	725.00	725.00	0.00	0.00
		RAW	887.50	887.50	887.50	0.00	0.00
		KAR	735.00	690.00	690.00	6.52	6.52
089. Ceramics & Sanitary Fixture	EACH	LAH	1600.00	1600.00	1400.00	0.00	14.29
		RAW	1225.00	1225.00	1175.00	0.00	4.26
		GJT	1400.00	1400.00	1400.00	0.00	0.00
		KAR	1775.00	1600.00	1600.00	10.94	10.94
		PSH	4100.00	4100.00	4100.00	0.00	0.00
3721002. EUROPEAN W.C. (02/03)STD COLOUR	EACH	LAH	1700.00	1700.00	1500.00	0.00	13.33
		RAW	1325.00	1325.00	1275.00	0.00	3.92
		GJT	1600.00	1600.00	1600.00	0.00	0.00
		KAR	1850.00	1700.00	1700.00	8.82	8.82
		LAH	1850.00	1850.00	1700.00	0.00	8.82
3721003. ASIAN W.C. WHITE 18/22"	EACH	RAW	1325.00	1325.00	1275.00	0.00	3.92
		GJT	1200.00	1200.00	1250.00	0.00	-4.00
		KAR	1075.00	1025.00	975.00	4.88	10.26
		PSH	1050.00	1050.00	1050.00	0.00	0.00
		LAH	1250.00	1250.00	1150.00	0.00	8.70
3721004. ASIAN W.C. WHITE 15/22"	EACH	RAW	1225.00	1225.00	1187.50	0.00	3.16
		GJT	1000.00	1000.00	1050.00	0.00	-4.76

Contd.

7.10 Intercity Wholesale Prices of Selected Commodities

Group/Commodity/Item Specification	Unit	City	Prices (Rs.)			% Change in May, 2016 Over	
			May, 2016	Apr., 2016	May, 2015	Apr., 2016	May, 2015
		KAR	1025.00	1025.00	925.00	0.00	10.81
		PSH	910.00	910.00	900.00	0.00	1.11
3721005. ASIAN W.C. COLOURED 18/22"	EACH	LAH	1850.00	1850.00	1700.00	0.00	8.82
		RAW	1525.00	1525.00	1475.00	0.00	3.39
		GUJ	1800.00	1800.00	1800.00	0.00	0.00
		GJT	1450.00	1450.00	1450.00	0.00	0.00
		KAR	1125.00	1075.00	1075.00	4.65	4.65
		PSH	980.00	980.00	980.00	0.00	0.00
3721006. ASIAN W.C. COLOURED 15/22"	EACH	LAH	1350.00	1350.00	1250.00	0.00	8.00
		RAW	1325.00	1325.00	1275.00	0.00	3.92
		GUJ	1700.00	1700.00	1700.00	0.00	0.00
		GJT	1250.00	1250.00	1250.00	0.00	0.00
		KAR	1025.00	1025.00	1025.00	0.00	0.00
		PSH	870.00	870.00	870.00	0.00	0.00
3721007. WASH BASIN 50 CM WHITE STD.	EACH	LAH	1450.00	1450.00	1300.00	0.00	11.54
		RAW	1325.00	1325.00	1275.00	0.00	3.92
		GJT	1350.00	1350.00	1350.00	0.00	0.00
		KAR	1350.00	1200.00	1200.00	12.50	12.50
		PSH	1850.00	1850.00	1750.00	0.00	5.71
3721008. WASH BASIN 50 CM LIGHT COLOUR	EACH	LAH	1450.00	1450.00	1300.00	0.00	11.54
		RAW	1425.00	1425.00	1375.00	0.00	3.64
		GJT	1150.00	1150.00	1150.00	0.00	0.00
		KAR	1450.00	1350.00	1350.00	7.41	7.41
		PSH	1750.00	1750.00	1550.00	0.00	12.90
3721009. SINK STAINLESS STEEL(KIT.)MED.SIZE	EACH	LAH	1850.00	1850.00	1600.00	0.00	15.63
		RAW	2475.00	2475.00	2475.00	0.00	0.00
		GUJ	1400.00	1400.00	1400.00	0.00	0.00
		KAR	1725.00	1725.00	1450.00	0.00	18.97
		PSH	1700.00	1700.00	1700.00	0.00	0.00
090. Bricks, Blocks & Tiles							
3732001. BRICKS	1000	LAH	7750.00	7900.00	8000.00	-1.90	-3.13
		RAW	8100.00	7450.00	7450.00	8.72	8.72
		GJT	8000.00	8000.00	8000.00	0.00	0.00
		KSR	7850.00	7950.00	7800.00	-1.26	0.64
		HYD	4800.00	4800.00	4800.00	0.00	0.00
		SKR	5000.00	5000.00	5000.00	0.00	0.00
		PSH	8200.00	8200.00	7100.00	0.00	15.49
		BNU	7000.00	6425.00	6200.00	8.95	12.90
		QTA	6250.00	6250.00	6250.00	0.00	0.00
3732002. CEMENT BLOCKS	1000	KAR	20500.00	20500.00	20500.00	0.00	0.00
3732003. TILES PLAIN WHITE 8 X 10"	∩Q.MTR	LAH	675.00	675.00	525.00	0.00	28.57
		RAW	490.00	490.00	490.00	0.00	0.00
		MUL	800.00	800.00	800.00	0.00	0.00
		KAR	612.50	580.00	580.00	5.60	5.60
3732004. TILES PLAIN COLOURED 8 X 10"	∩Q.MTR	LAH	775.00	775.00	555.00	0.00	39.64
		RAW	590.00	590.00	590.00	0.00	0.00
		MUL	850.00	850.00	850.00	0.00	0.00
		KAR	690.00	640.00	640.00	7.81	7.81
091. Cement							
3744001. CEMENT JAVEDAN (EX-FACTORY)	MT.	KAR	8460.00	8460.00	8460.00	0.00	0.00
3744002. CEMENT WHITE	MT.	LAH	18350.00	18350.00	18350.00	0.00	0.00
		RAW	19100.00	19100.00	19100.00	0.00	0.00
		KAR	18800.00	18800.00	18500.00	0.00	1.62
		SKR	18000.00	20000.00	20000.00	-10.00	-10.00
3744003. SULP. RESISTING CEMENT(JAVEDAN)	MT.	KAR	9158.00	9158.00	9158.00	0.00	0.00
3744004. D.G. CEMENT (EX-FACTORY)	MT	LAH	8780.00	8823.00	8948.00	-0.49	-1.88
3744005. LUCKY CEMENT (EX-FACTORY)	MT	KAR	10110.00	10110.00	10110.00	0.00	0.00
3744006. FAUJI CEMENT(EX-FACTORY)	MT	RAW	8670.00	8630.00	8780.00	0.46	-1.25
092. Bed Foam							
3815001. BED FOAM	EACH	LAH	4300.00	4300.00	4000.00	0.00	7.50

Contd.

7.10 Intercity Wholesale Prices of Selected Commodities

Group/Commodity/Item Specification	Unit	City	Prices (Rs.)			% Change in May, 2016 Over	
			May, 2016	Apr., 2016	May, 2015	Apr., 2016	May, 2015
		RAW	4325.00	4325.00	4325.00	0.00	0.00
		GUJ	3000.00	3000.00	3000.00	0.00	0.00
		KAR	4300.00	4300.00	2750.00	0.00	56.36
		QTA	3200.00	3200.00	3200.00	0.00	0.00
3815002. BED FOAM COMMANDER 6.5" X 6" X5"	EACH	LAH	6100.00	6100.00	5800.00	0.00	5.17
		FAS	6900.00	6900.00	6900.00	0.00	0.00
		RAW	6325.00	6325.00	6325.00	0.00	0.00
		GJT	7600.00	7600.00	7600.00	0.00	0.00
		KAR	6400.00	6400.00	6400.00	0.00	0.00
		HYD	5950.00	5950.00	5950.00	0.00	0.00
093. Matches							
3899801. MATCHES (70-75 STICKS) 10 BOXES	'ACKET	LAH	9.60	9.60	9.60	0.00	0.00
		RAW	9.40	9.40	9.40	0.00	0.00
		KAR	15.00	15.00	15.00	0.00	0.00
		SKR	15.00	15.00	15.00	0.00	0.00
		PSH	18.00	18.00	18.00	0.00	0.00
5. Metal Product, Machinery & Equipment							
094. Pig Iron							
4111101. PIG IRON	MT.	KAR	40000.00	40000.00	40000.00	0.00	0.00
095. Steel Bar & Sheets							
4126101. M.S. ROUND BAR 1/4"	MT.	LAH	67000.00	67500.00	72000.00	-0.74	-6.94
		RAW	67750.00	65750.00	76000.00	3.04	-10.86
		KAR	62500.00	66400.00	78000.00	-5.87	-19.87
		HYD	63000.00	63000.00	71000.00	0.00	-11.27
		PSH	65000.00	68000.00	70000.00	-4.41	-7.14
		QTA	75000.00	75000.00	75000.00	0.00	0.00
4126102. M.S. ROUND BAR 3/8"	MT.	LAH	67500.00	68000.00	72250.00	-0.74	-6.57
		RAW	67750.00	65750.00	76000.00	3.04	-10.86
		KAR	62500.00	62600.00	76000.00	-0.16	-17.76
		HYD	63000.00	63000.00	71000.00	0.00	-11.27
		PSH	65000.00	64000.00	72500.00	1.56	-10.34
		QTA	79000.00	79000.00	79000.00	0.00	0.00
4126103. M.S.ROUND BAR 1/2"	MT.	LAH	65500.00	66000.00	70500.00	-0.76	-7.09
		RAW	68250.00	66250.00	76750.00	3.02	-11.07
		KAR	63000.00	64800.00	75000.00	-2.78	-16.00
		HYD	63000.00	63000.00	71000.00	0.00	-11.27
		PSH	64000.00	64000.00	69500.00	0.00	-7.91
		QTA	78000.00	78000.00	78000.00	0.00	0.00
4126104. M.S. ROUND BAR 1"	MT.	LAH	67500.00	68000.00	73500.00	-0.74	-8.16
		RAW	68250.00	66250.00	76750.00	3.02	-11.07
		KAR	65000.00	68000.00	77000.00	-4.41	-15.58
		PSH	67000.00	68000.00	75000.00	-1.47	-10.67
4126105. M.S.RIBBED BAR 1/2" TO 1"	MT.	LAH	69000.00	69750.00	72250.00	-1.08	-4.50
		RAW	67250.00	65250.00	75750.00	3.07	-11.22
		KAR	68000.00	70000.00	78000.00	-2.86	-12.82
4126106. M.S.RIBBED BAR 3/8"	MT.	LAH	69000.00	69750.00	73250.00	-1.08	-5.80
		RAW	66250.00	64250.00	74750.00	3.11	-11.37
		KAR	69000.00	75000.00	79000.00	-8.00	-12.66
4126107. G.P.SHEET CUTTING JAPAN 24-30 BG	MT.	LAH	120000.00	120000.00	120000.00	0.00	0.00
		RAW	82250.00	82250.00	85500.00	0.00	-3.80
		KAR	86800.00	86800.00	90000.00	0.00	-3.56
		PSH	90000.00	90000.00	102000.00	0.00	-11.76
4126108. G.S.SHEET 24 G.GALV.	MT.	LAH	130000.00	130000.00	130000.00	0.00	0.00
		RAW	82250.00	82250.00	85500.00	0.00	-3.80
		KAR	89400.00	89400.00	92000.00	0.00	-2.83
		PSH	90000.00	90000.00	102000.00	0.00	-11.76
096. Pipe Fittings							
4129201. TEE 1/2"	DOZ.	LAH	425.00	425.00	410.00	0.00	3.66
		RAW	387.50	387.50	387.50	0.00	0.00
		KAR	384.00	384.00	372.00	0.00	3.23

Contd.

7.10 Intercity Wholesale Prices of Selected Commodities

Group/Commodity/Item Specification	Unit	City	Prices (Rs.)			% Change in May, 2016 Over	
			May, 2016	Apr., 2016	May, 2015	Apr., 2016	May, 2015
4129202. TEE 3/4"	DOZ.	QTA	180.00	180.00	180.00	0.00	0.00
		LAH	530.00	490.00	475.00	8.16	11.58
		RAW	512.50	512.50	512.50	0.00	0.00
		KAR	558.00	558.00	516.00	0.00	8.14
4129203. SOCKET 1/2"	DOZ.	QTA	360.00	360.00	360.00	0.00	0.00
		LAH	275.00	275.00	275.00	0.00	0.00
		RAW	337.50	337.50	337.50	0.00	0.00
		KAR	246.00	246.00	234.00	0.00	5.13
4129204. SOCKET 3/4"	DOZ.	QTA	120.00	120.00	120.00	0.00	0.00
		LAH	365.00	365.00	365.00	0.00	0.00
		RAW	412.50	412.50	412.50	0.00	0.00
		KAR	290.00	290.00	348.00	0.00	-16.67
4129205. UNION 1/2"	DOZ.	QTA	165.00	165.00	165.00	0.00	0.00
		LAH	730.00	690.00	660.00	5.80	10.61
		RAW	712.50	712.50	712.50	0.00	0.00
		KAR	812.00	812.00	804.00	0.00	1.00
4129206. UNION 3/4"	DOZ.	QTA	360.00	360.00	360.00	0.00	0.00
		LAH	835.00	785.00	755.00	6.37	10.60
		RAW	787.50	787.50	787.50	0.00	0.00
		KAR	1032.50	1032.50	1020.00	0.00	1.23
4129207. BAND 1/2"	DOZ.	QTA	470.00	470.00	455.00	0.00	3.30
		LAH	687.50	687.50	687.50	0.00	0.00
		RAW	687.50	687.50	687.50	0.00	0.00
		KAR	641.00	641.00	636.00	0.00	0.79
4129208. BAND 3/4"	DOZ.	QTA	300.00	300.00	300.00	0.00	0.00
		LAH	590.00	590.00	560.00	0.00	5.36
		RAW	712.50	712.50	712.50	0.00	0.00
		KAR	981.00	981.00	972.00	0.00	0.93
4129209. ELBOW GALV CHINA 1/2"	DOZ.	QTA	480.00	480.00	480.00	0.00	0.00
		LAH	310.00	310.00	310.00	0.00	0.00
		RAW	412.50	412.50	412.50	0.00	0.00
		KAR	265.00	265.00	258.00	0.00	2.71
4129210. ELBOW GALV CHINA 3/4"	DOZ.	QTA	165.00	165.00	165.00	0.00	0.00
		LAH	380.00	380.00	365.00	0.00	4.11
		RAW	462.50	462.50	462.50	0.00	0.00
		KAR	381.00	381.00	372.00	0.00	2.42
097. Steel Products	EACH	QTA	192.00	192.00	192.00	0.00	0.00
		LAH	600.00	600.00	600.00	0.00	0.00
		GJT	450.00	450.00	455.00	0.00	-1.10
		KAR	625.00	625.00	625.00	0.00	0.00
4291202. STAINLESS STEEL TABLE SPOON SUP.	EACH	LAH	350.00	350.00	350.00	0.00	0.00
		GJT	175.00	175.00	175.00	0.00	0.00
		KAR	260.00	260.00	260.00	0.00	0.00
		QTA	300.00	300.00	300.00	0.00	0.00
4291203. STAINLESS STEEL PLATE LIGHT	DOZ.	LAH	700.00	700.00	700.00	0.00	0.00
		GJT	500.00	500.00	500.00	0.00	0.00
		KAR	780.00	780.00	780.00	0.00	0.00
		QTA	300.00	300.00	300.00	0.00	0.00
4291204. PRESSURE COOKER 4 LTR.	EACH	LAH	1380.00	1380.00	1380.00	0.00	0.00
		GUJ	1025.00	1025.00	1000.00	0.00	2.50
		SKT	1200.00	1200.00	1200.00	0.00	0.00
		KAR	1625.00	1625.00	1625.00	0.00	0.00
4291401. NEW TREET BLADE ORDINARY	1000	RAW	2575.00	2575.00	2375.00	0.00	8.42
		KAR	2900.00	2900.00	2900.00	0.00	0.00
4291402. TREET SAFETY RAZOR	DOZ.	LAH	180.00	180.00	1550.00	0.00	-88.39
		KAR	1185.00	1185.00	1185.00	0.00	0.00
4291403. GILLET SAFETY RAZOR	DOZ.	LAH	430.00	430.00	342.00	0.00	25.73
		RAW	427.50	427.50	427.50	0.00	0.00
		KAR	420.00	420.00	280.00	0.00	50.00
098. Engines & Motors							
4321901. HOLLOW S.MOTOR 326 UP-4.40 HP 46	EACH	LAH	144750.00	144750.00	144500.00	0.00	0.17
099. Vacuum Pumps							

Contd.

7.10 Intercity Wholesale Prices of Selected Commodities

Group/Commodity/Item Specification	Unit	City	Prices (Rs.)			% Change in May, 2016 Over	
			May, 2016	Apr., 2016	May, 2015	Apr., 2016	May, 2015
4323001. MULTISTAGE C.PUMPS(PCM 80-3 15 H)	EACH	LAH	77000.00	77000.00	77500.00	0.00	-0.65
4323002. MULTISTAGE C.PUMPS PCM 80-5 25 H)	EACH	LAH	109000.00	109000.00	109000.00	0.00	0.00
100. Air Conditioners							
4391201. PEL AIR CONDITONER 1.5 TON	EACH	LAH	39000.00	39000.00	38000.00	0.00	2.63
		RAW	36250.00	36250.00	36250.00	0.00	0.00
		KAR	42000.00	42000.00	42000.00	0.00	0.00
4391202. WAVES AIR CONDITIONER 1.5 TON.	EACH	LAH	44000.00	44000.00	44000.00	0.00	0.00
		RAW	37750.00	37750.00	37750.00	0.00	0.00
		GJT	45000.00	45000.00	45000.00	0.00	0.00
		KAR	41000.00	41000.00	41000.00	0.00	0.00
		HYD	41900.00	41900.00	40000.00	0.00	4.75
		QTA	39200.00	39200.00	39200.00	0.00	0.00
101. Cultivators							
4411201. CULTIVATOR (ORDINARY) 9 TIMES	EACH	GUJ	45000.00	45000.00	45000.00	0.00	0.00
4411202. CULTIVATOR (SPECIAL) 11 TIMES	EACH	GUJ	55000.00	55000.00	55000.00	0.00	0.00
102. Chuff Cutter							
4412301. CHUFF CUTTER	EACH	FAS	7000.00	7000.00	7000.00	0.00	0.00
103. Tractors							
4414101. TRACTOR MF-240	EACH	LAH	725450.00	725450.00	754000.00	0.00	-3.79
4414102. TRACTOR MF-385	EACH	LAH	1160500.00	1160500.00	1223800.00	0.00	-5.17
104. Lathe Machines							
4421301. LATHE MACHINE 3' (PAK MADINA)	EACH	LAH	72500.00	72500.00	72500.00	0.00	0.00
4421302. LATHE MACHINE 4.5' (PAK MADINA)	EACH	LAH	100000.00	100000.00	100000.00	0.00	0.00
4421303. LATHE MACHINE 6.5' (PAK MADINA)	EACH	LAH	119000.00	119000.00	119000.00	0.00	0.00
4421304. LATHE MACHINE 10' (PAK MADINA)	EACH	LAH	222500.00	222500.00	222500.00	0.00	0.00
105. Concrete Mixture							
4444001. CONC.MIXER 7 NTR. 12HP. STAR.ENG	EACH	LAH	140000.00	140000.00	140000.00	0.00	0.00
4444002. CONC.MIXER 17 NTR. 24HP. STAR.ENG	EACH	LAH	210000.00	210000.00	210000.00	0.00	0.00
106. Fridge,WashM,SewM,Fans,Iron							
4481101. DAWLANCE 10 CFT. DOUBLE DOOR	EACH	LAH	28000.00	28000.00	28000.00	0.00	0.00
		RAW	24350.00	24350.00	23750.00	0.00	2.53
		KAR	32000.00	31100.00	31100.00	2.89	2.89
4481201. WASHING MACHINE NAT. PAK S.F.	EACH	LAH	7000.00	7000.00	7000.00	0.00	0.00
		GUJ	5000.00	5000.00	5550.00	0.00	-9.91
		KAR	5000.00	5000.00	5000.00	0.00	0.00
		QTA	5550.00	5550.00	5500.00	0.00	0.91
4481202. WASHING MACHINE SINGER S.F.	EACH	LAH	9500.00	9500.00	9500.00	0.00	0.00
		RAW	9550.00	9550.00	9550.00	0.00	0.00
		KAR	10600.00	10600.00	10600.00	0.00	0.00
4481203. WASHING MACHINE DAWLANCE	EACH	LAH	9500.00	9500.00	9500.00	0.00	0.00
		FAS	8700.00	8700.00	8700.00	0.00	0.00
		GUJ	9400.00	9400.00	9400.00	0.00	0.00
		GJT	9400.00	9400.00	9400.00	0.00	0.00
		KAR	6200.00	6200.00	5400.00	0.00	14.81
		HYD	9000.00	9000.00	9000.00	0.00	0.00
4481204. WASHING MACHINE SUPER ASIA	EACH	LAH	9000.00	9000.00	9000.00	0.00	0.00
		FAS	8800.00	8800.00	8800.00	0.00	0.00
		KAR	5800.00	5800.00	5000.00	0.00	16.00
		HYD	6500.00	6500.00	6500.00	0.00	0.00
4481401. SEWING MACHINE SINGER B.B. H.O	EACH	LAH	5900.00	5900.00	5710.00	0.00	3.33
		KAR	6200.00	6200.00	6200.00	0.00	0.00
4481402. SINGER ZIG ZAG MACHINE	EACH	LAH	13700.00	13700.00	13500.00	0.00	1.48
		KAR	11900.00	11900.00	11900.00	0.00	0.00
4481403. SEWING MACHINE SALIKA	EACH	LAH	4500.00	4500.00	4500.00	0.00	0.00
		KAR	5600.00	5600.00	5600.00	0.00	0.00
4481501. CEILING FAN MILLAT 48"	EACH	LAH	2300.00	2300.00	2300.00	0.00	0.00
		KAR	2600.00	2400.00	2400.00	8.33	8.33
4481502. CEILING FAN PAK 48"	EACH	LAH	2200.00	2200.00	2200.00	0.00	0.00
		GUJ	2400.00	2400.00	2400.00	0.00	0.00
		KAR	2800.00	2400.00	2400.00	16.67	16.67

Contd.

7.10 Intercity Wholesale Prices of Selected Commodities

Group/Commodity/Item Specification	Unit	City	Prices (Rs.)			% Change in May, 2016 Over	
			May, 2016	Apr., 2016	May, 2015	Apr., 2016	May, 2015
4481503. CEILING FAN NATIONAL 56"	EACH	LAH	2200.00	2200.00	2200.00	0.00	0.00
		GUJ	2150.00	2150.00	2150.00	0.00	0.00
		GJT	2300.00	2300.00	2300.00	0.00	0.00
		KAR	2550.00	2300.00	2300.00	10.87	10.87
		HYD	2200.00	2200.00	2200.00	0.00	0.00
4481504. CEILING FAN YOUNIS 56"	EACH	LAH	2300.00	2300.00	2300.00	0.00	0.00
		FAS	2500.00	2500.00	2350.00	0.00	6.38
		GUJ	2350.00	2350.00	2350.00	0.00	0.00
		KAR	2650.00	2400.00	2400.00	10.42	10.42
		PSH	2650.00	2650.00	2550.00	0.00	3.92
4481505. PADESTAL FAN MILLAT 20"	EACH	KAR	3600.00	3600.00	3200.00	0.00	12.50
4481506. PADESTAL FAN PAK 20"	EACH	LAH	3500.00	3500.00	3300.00	0.00	6.06
		GJT	3800.00	3800.00	3800.00	0.00	0.00
		KAR	3600.00	3400.00	3200.00	5.88	12.50
4481507. EXHAUST FAN CLIMAX 12"	EACH	LAH	1600.00	1600.00	1600.00	0.00	0.00
		GUJ	1400.00	1400.00	1700.00	0.00	-17.65
		KAR	1800.00	1600.00	1600.00	12.50	12.50
4481508. EXHAUST FAN MILLAT 12"	EACH	LAH	1500.00	1500.00	1500.00	0.00	0.00
		GUJ	1350.00	1350.00	1900.00	0.00	-28.95
		GJT	1800.00	1800.00	1800.00	0.00	0.00
4481509. EXHAUST FAN PAK. NATIONAL 12"	EACH	KAR	1700.00	1600.00	1600.00	6.25	6.25
		LAH	500.00	500.00	400.00	0.00	25.00
		GUJ	850.00	850.00	850.00	0.00	0.00
4481601. IRON NATIONAL PAK AUTOMATIC	EACH	KAR	525.00	525.00	525.00	0.00	0.00
		PSH	800.00	800.00	800.00	0.00	0.00
		LAH	1250.00	1250.00	1250.00	0.00	0.00
4481602. IRON PHILIPS HD 1120/R	EACH	GUJ	2080.00	2080.00	2100.00	0.00	-0.95
		KAR	1360.00	1360.00	1360.00	0.00	0.00
		LAH	575.00	575.00	525.00	0.00	9.52
107. Electric Wires	30 MTR.	MUL	1100.00	1100.00	1100.00	0.00	0.00
		KAR	990.00	990.00	890.00	0.00	11.24
		PSH	800.00	800.00	800.00	0.00	0.00
		QTA	505.00	505.00	505.00	0.00	0.00
		LAH	925.00	925.00	850.00	0.00	8.82
4634002. PVC WIRE SINGLE CORE	30 MTR.	MUL	1280.00	1280.00	1280.00	0.00	0.00
		KAR	990.00	990.00	890.00	0.00	11.24
		PSH	900.00	900.00	900.00	0.00	0.00
		QTA	600.00	600.00	600.00	0.00	0.00
		LAH	92.00	92.00	96.00	0.00	-4.17
108. Lighting Equipments	EACH	GUJ	96.00	96.00	96.00	0.00	0.00
		KAR	95.00	85.00	85.00	11.76	11.76
		PSH	97.50	97.50	97.50	0.00	0.00
		QTA	90.00	90.00	90.00	0.00	0.00
		LAH	2000.00	2000.00	2000.00	0.00	0.00
4653102. PHILIPS ELECTRIC BULB 100W(GLS)	100 BUL	RAW	2950.00	2950.00	2950.00	0.00	0.00
		KAR	2800.00	2800.00	2800.00	0.00	0.00
		PSH	2900.00	2900.00	2900.00	0.00	0.00
4653103. PHILIPS ENERGY SAVER 14 W (GLS)	EACH	LAH	150.00	150.00	150.00	0.00	0.00
		RAW	139.00	139.00	139.00	0.00	0.00
		KAR	155.00	155.00	155.00	0.00	0.00
		PSH	170.00	170.00	170.00	0.00	0.00
		QTA	172.00	172.00	172.00	0.00	0.00
109. Radio & Television	EACH	LAH	175.00	175.00	175.00	0.00	0.00
		RAW	287.50	287.50	287.50	0.00	0.00
		KAR	350.00	325.00	325.00	7.69	7.69

Contd.

7.10 Intercity Wholesale Prices of Selected Commodities

Group/Commodity/Item Specification	Unit	City	Prices (Rs.)			% Change in May, 2016 Over	
			May, 2016	Apr., 2016	May, 2015	Apr., 2016	May, 2015
4731301. PHILIPS COLOUR TV. 14"	EACH	LAH	8150.00	8150.00	8150.00	0.00	0.00
		RAW	8250.00	8250.00	8250.00	0.00	0.00
		KAR	8400.00	8400.00	8400.00	0.00	0.00
4731302. L.G.COLOUR TV. 14"	EACH	LAH	8100.00	8100.00	8100.00	0.00	0.00
		RAW	7900.00	7900.00	7900.00	0.00	0.00
		KAR	8150.00	8150.00	8150.00	0.00	0.00
4731303. SONY COLOUR TV 14"	EACH	LAH	13000.00	13000.00	13000.00	0.00	0.00
		RAW	10250.00	10250.00	10250.00	0.00	0.00
		KAR	8000.00	8000.00	8000.00	0.00	0.00
4731304. PANASONIC COLOUR TV 14"	EACH	RAW	9250.00	9250.00	9250.00	0.00	0.00
		KAR	7750.00	7750.00	7750.00	0.00	0.00
4731305. PHILIPS COLOUR TV. 20"	EACH	LAH	11000.00	11000.00	11000.00	0.00	0.00
		RAW	13900.00	13900.00	13900.00	0.00	0.00
		KAR	12750.00	12750.00	12750.00	0.00	0.00
4731306. L.G.COLOUR TV. 20"	EACH	LAH	13400.00	13400.00	13400.00	0.00	0.00
		RAW	12250.00	12250.00	12250.00	0.00	0.00
		KAR	13000.00	13000.00	13000.00	0.00	0.00
4731307. L.G. COLOUR TV. 21"	EACH	LAH	14700.00	14700.00	14700.00	0.00	0.00
		RAW	12250.00	12250.00	12250.00	0.00	0.00
		KAR	16100.00	16100.00	16100.00	0.00	0.00
4731308. SONY COLOUR TV 20"	EACH	LAH	18800.00	18800.00	18800.00	0.00	0.00
		RAW	17100.00	17100.00	17100.00	0.00	0.00
		KAR	17200.00	17200.00	17200.00	0.00	0.00
110. Motor Vehicles							
4911301. CAR SUZUKI MEHRAN 800CC SB308R VX	EACH	KAR	630000.00	630000.00	625000.00	0.00	0.80
4911302. SUZUKI CULTUS 1000CC SF410 VXR M PE	EACH	KAR	1044000.00	1044000.00	1039000.00	0.00	0.48
4911303. SUZUKI RAVI 800 CC PICKUP(ST 308R)	EACH	KAR	642000.00	642000.00	637000.00	0.00	0.78
4911304. CAR TOYOTA 1300 CC XLI	EACH	KAR	1639000.00	1639000.00	1539000.00	0.00	6.50
4911305. CAR HONDA CIVIC 1800CC(IVTEC MANUAL)	EACH	LAH	2039000.00	2039000.00	2021000.00	0.00	0.89
4911306. ISUZU BUS CHASIS MT 112 K	EACH	KAR	3325000.00	3325000.00	3325000.00	0.00	0.00
4911401. ISUZU TRUCK CHASIS FTR 12 K	EACH	KAR	3850000.00	3850000.00	3850000.00	0.00	0.00
111. Motorcycles							
4991201. MOTOR CYCLE YB-100ROYAL YAMAHA	EACH	KAR	75375.00	75375.00	75375.00	0.00	0.00
4991202. MOTOR CYCLE CD-70 HONDA	EACH	KAR	63500.00	63500.00	63500.00	0.00	0.00
4991203. MOTOR CYCLE PAK HERO 70 CC.	EACH	LAH	42000.00	42000.00	42000.00	0.00	0.00
		MUL	42000.00	42000.00	42000.00	0.00	0.00
4991204. MOTOR CYCLE SUPER ASIA 70 CC.	EACH	KAR	46000.00	46000.00	46000.00	0.00	0.00
		LAH	42500.00	42500.00	42500.00	0.00	0.00
4991205. MOTOR CYCLE SUZUKI STD 110CC.	EACH	MUL	45000.00	45000.00	45000.00	0.00	0.00
		KAR	42500.00	42500.00	42500.00	0.00	0.00
		HYD	42000.00	42000.00	42000.00	0.00	0.00
112. Bicycles							
4992101. BICYCLE PECO FOR GENTS POPULAR	EACH	LAH	5000.00	5000.00	5000.00	0.00	0.00
4992102. BICYCLE PECO FOR BMX SHAHEEN	EACH	LAH	3500.00	3500.00	3500.00	0.00	0.00
4992103. BICYCLE SOHRAB SUPER	EACH	LAH	6450.00	6450.00	6450.00	0.00	0.00
		KAR	6900.00	6450.00	6450.00	6.98	6.98
4992104. BICYCLE SOHRAB VIP STUDENT	EACH	LAH	6300.00	6300.00	6300.00	0.00	0.00
		KAR	5900.00	5700.00	5700.00	3.51	3.51

7.11 Intercity Consumer Prices May, 2016

Description	Unit	Rawalpindi	Islamabad	Attock	Jehlum	Lahore	Sahiwal	Gujranwala
WHEAT	10 KG.	370.00	370.00	312.50	333.75	361.25	318.75	370.00
WHEAT FLOUR FINE/SUPERIOR.	KG.	55.92	57.75	40.50	47.00	50.00	41.00	42.00
WHEAT FLOUR AVG. QLTY	KG.	38.02	38.44	36.50	37.75	39.00	36.25	40.00
WHEAT FLOUR BAG	10 KG.	380.21	384.38	365.00	377.50	375.00	362.50	372.50
MAIDA	KG.	56.50	58.75	49.00	60.00	56.25	50.00	50.00
SUJI	KG.	57.42	59.25	51.00	60.00	60.00	50.00	50.00
BESAN AV. QLTY.	KG.	152.50	157.50	150.00	155.00	141.67	140.00	132.50
RICE BASMATI SUP. QLTY.	KG.	140.00	145.31	115.00	125.00	114.17	105.00	85.00
RICE BASMATI 385/386	KG.	121.25	128.75	77.50	95.00	82.92	60.00	47.50
RICE BASMATI BROKEN AV.QLTY	KG.	71.25	76.25	67.50	50.00	57.08	55.00	50.00
RICE IRRI-6 (SINDH/PUNJAB)	KG.	52.71	60.00	47.50	60.00	49.17	37.50	47.50
VERMICELLI	KG.	96.25	99.38	92.50	80.00	107.50	70.00	77.50
BREAD PLAIN MEDIUM SIZE	EACH	40.00	40.00	40.00	37.50	40.00	40.00	40.00
RUSK (PAPAY)	KG.	240.00	261.25	175.00	230.00	205.00	235.00	160.00
BISCUITS-PACKED	PKT	35.00	35.00	35.00	35.00	35.00	35.00	35.00
BISCUIT-BAKERY (LOOSE)	250 GM	100.42	110.00	72.50	95.00	92.50	110.00	110.00
CORNFLAKS FAUJI 225 GM.	PKT	189.00	189.00	180.00	189.00	176.40	176.40	180.00
SAMOSA (VEGATABLE)	EACH	13.25	14.25	12.00	12.50	17.08	15.00	15.00
PASTRY AV.QLTY.	EACH	32.92	33.44	37.50	30.00	30.18	30.00	35.00
PATTIES (VEGATABLES)	EACH	27.50	28.25	21.00	25.00	32.08	30.00	20.00
NIMCO	250 GM	82.50	86.88	67.50	70.00	65.00	90.00	50.00
CHIPS	250 GM	93.33	95.00	78.75	82.50	77.32	90.00	65.00
BEEF WITH BONE AV.QLTY.	KG	337.50	338.75	257.50	302.50	345.00	250.00	290.00
MUTTON AV.QLTY.	KG	720.83	733.13	660.00	618.75	758.33	500.00	625.00
CHICKEN FARM BROILER (LIVE)	KG	160.42	176.06	178.00	163.00	157.58	155.00	162.00
FISH-RAHU MEDIUM SIZE	KG	299.17	336.25	240.00	290.00	262.50	245.00	250.00
MILK FRESH (UNBOILED)	LTR.	92.92	96.25	72.50	75.00	73.33	60.00	80.00
CURD	KG.	100.00	105.63	77.50	77.50	83.33	70.00	90.00
MILK TETRA PACK 1/2 LTR.	PKT.	60.00	60.00	60.00	60.00	60.00	60.00	60.00
LACTOGEN 400 GRAMS	PKT.	435.00	435.00	435.00	435.00	435.00	445.00	435.00
POWDER MILK NIDO 400GM.	PKT	389.74	389.74	389.74	389.74	380.00	380.00	380.00
MILK POWDER LOOSE/PACKED	KG.	527.50	552.50	510.00	500.00	506.67	445.00	350.00
BUTTER LOCAL PACKED	50 GM.	25.00	25.00	25.00	40.00	32.00	25.00	35.00
EGGS FARM	DOZ	69.75	75.63	70.00	70.00	67.50	67.50	70.00
MUSTARD OIL AV.QLTY.	KG.	220.00	240.00	245.00	205.00	184.17	162.50	145.00
COOKING OIL (DALDA)	2.5LTR	445.00	445.00	445.00	445.00	445.00	443.00	467.00
COOKING OIL (PAKWAN) OTHER BRAND SPECIFY	2.5 LTR	355.00	362.50	355.00	387.50	420.00	370.00	420.00
VEGETABLE GHEE TIN	2.5KG.	440.00	440.00	440.00	440.00	440.00	440.00	452.00
VEGETABLE GHEE (LOOSE)	KG.	140.83	143.75	145.00	135.00	138.33	165.00	140.00
DATES AV.QLTY.	KG.	210.00	228.75	210.00	205.00	200.00	155.00	150.00
PISTACHIO AV.QLTY.	50 GM.	116.67	122.50	117.50	125.00	107.50	135.00	120.00
ALMONDS WHOLE AV.QLTY.	KG.	605.83	630.00	610.00	612.50	673.33	675.00	525.00
COCONUT DRY AV.QLTY.	KG.	316.67	347.50	315.00	320.00	314.58	262.50	220.00
RAISINS AV.QLTY.	50 GM.	23.50	26.50	23.50	22.50	32.00	19.25	20.00
GROUNDNUTS (WITH SHELL)	KG.	213.33	228.75	170.00	240.00	196.67	200.00	200.00
MALTA/MOSAMBI	DOZ	0.00	0.00	0.00	0.00	0.00	0.00	0.00
KINNU	DOZ	201.67	255.00	0.00	0.00	178.33	0.00	120.00
APPLE	KG	126.67	145.00	125.00	115.00	168.33	110.00	150.00
ALOO BUKHARA	KG	275.00	287.50	290.00	275.00	0.00	0.00	0.00
POMEGRANATE (ANNAR)	KG	0.00	0.00	0.00	0.00	0.00	0.00	0.00
GRAPES	KG	0.00	0.00	0.00	0.00	0.00	0.00	0.00
BANANAS	DOZ	125.83	152.50	100.00	90.00	76.25	85.00	80.00
MANGO KALMI	KG	162.50	162.50	155.00	110.00	158.33	200.00	110.00
GUAVA	KG	0.00	0.00	0.00	0.00	0.00	0.00	0.00
WATERMELON (TURBOOZ)	KG	24.58	30.63	22.50	22.50	25.83	20.00	22.50
MUSKMELON (KHARBOOZA)	KG	48.33	61.25	27.50	45.00	58.33	27.50	35.00
SWEETMELON (GARMA)	KG	0.00	0.00	0.00	0.00	0.00	0.00	0.00
PULSE MASOOR (WHOLE)	KG.	146.25	160.63	132.50	135.00	157.08	135.00	140.00
PULSE MASOOR (WASHED)	KG.	157.50	169.38	147.50	150.00	167.08	156.25	160.00
PULSE MOONG (WASHED)	KG.	168.75	175.31	145.00	162.50	166.25	145.00	160.00

Contd.

7.11 Intercity Consumer Prices May, 2016

Description	Unit	Rawalpindi	Islamabad	Attock	Jehlum	Lahore	Sahiwal	Gujran-wala
PULSE MASH (WASHED)	KG.	281.67	288.13	275.00	285.00	301.67	275.00	280.00
PULSE GRAM	KG.	150.42	153.75	135.50	150.00	135.42	130.00	137.50
GRAM WHOLE BLACK AV QLTY.	KG.	149.17	153.75	127.50	140.00	125.42	130.00	130.00
GRAM WHOLE YELLOW AV.QLTY	KG.	158.75	166.25	160.00	165.00	127.50	150.00	140.00
BEANS (LAL LOBIA)	KG.	164.58	172.50	135.00	160.00	162.08	156.25	130.00
POTATOES	KG	25.63	32.50	22.50	20.00	21.67	13.50	17.50
ONION	KG	41.67	50.00	35.00	40.00	32.92	29.00	32.50
TURNIP	KG	0.00	0.00	0.00	0.00	0.00	0.00	0.00
RADISH	KG	0.00	0.00	0.00	0.00	0.00	0.00	0.00
TOMATOES	KG	31.25	39.38	27.50	20.00	18.33	20.00	20.00
CABBAGE	KG	0.00	0.00	0.00	0.00	0.00	0.00	0.00
CAULIFLOWER	KG	0.00	0.00	0.00	0.00	0.00	0.00	0.00
BRINJAL	KG	48.75	58.75	20.00	22.50	40.00	22.50	30.00
PUMPKIN	KG	41.25	60.00	55.00	35.00	35.00	17.50	0.00
BOTTLEGOURD	KG	53.75	66.25	40.00	35.00	34.17	21.00	20.00
LADY FINGER	KG	65.83	82.50	60.00	45.00	63.33	45.00	50.00
PEAS	KG	0.00	0.00	0.00	0.00	0.00	0.00	0.00
SPINACH	KG	0.00	0.00	0.00	0.00	0.00	0.00	0.00
TINDA	KG	48.75	63.13	27.50	35.00	50.00	37.50	32.50
TURAI	KG	68.33	77.50	50.00	65.00	58.33	55.00	65.00
KARAILA	KG	51.25	71.25	27.50	35.00	40.00	31.00	30.00
ARVI	KG	0.00	0.00	0.00	0.00	0.00	0.00	0.00
CHILLIES GREEN	KG	72.50	81.25	30.00	45.00	74.17	22.50	40.00
CARROT	KG	0.00	0.00	0.00	0.00	0.00	0.00	0.00
COCUMBER (KHEERA)	KG	32.50	40.63	25.00	27.50	25.83	20.00	20.00
LEMON	250GM	75.00	76.25	55.00	75.00	69.17	45.00	62.50
SUGAR REFINED	KG.	65.00	67.38	64.00	65.00	65.50	62.00	63.00
GUR AV.QLTY	KG.	103.33	110.00	92.50	105.00	87.92	85.00	80.00
HONEY LANGANESE 500 GM.	BOTTLE	924.58	937.50	875.00	925.00	860.00	820.00	840.00
MILQ 200 GM.	BOTTLE	215.00	215.00	215.00	222.50	216.00	220.00	166.67
CUSTARD POWDER RAFHAN 300 GM.	PKT	80.00	80.00	80.00	80.00	75.00	80.00	80.00
TOFFEE (HILAL)	EACH	2.00	2.00	1.00	2.00	2.00	1.50	1.00
CHOWKELATE CANDY (SMALL SIZE)	EACH	5.00	5.00	5.00	5.00	5.00	5.00	5.00
SWEETMEAT (MIXED)	KG	375.83	398.75	290.00	350.00	290.00	372.50	360.00
ICE CREAM WALLS	CUP.	40.00	40.00	40.00	40.00	40.00	40.00	40.00
ICE	KG	20.00	20.00	15.00	20.00	15.00	10.00	5.00
JAM AHMED/MITCHELLES	BOTTLE	140.00	140.00	150.00	140.00	135.00	140.00	125.00
SQUASH-MITCHELLES	BOTTLE	167.50	167.50	167.50	165.00	150.00	160.00	145.00
ROOH AFZA	BOTTLE	160.00	160.00	160.00	160.00	160.00	150.00	160.00
JAM-E-SHIREEN	BOTTLE	170.00	170.00	170.00	170.00	170.00	165.00	170.00
SAUNF	50 GM	20.00	20.00	17.00	17.50	20.00	18.00	20.00
CINAMON LOOSE AV. QLTY	50 GM.	24.75	25.00	24.50	35.00	27.00	30.00	25.00
CUMINSEED WHITE NATIONAL	50 GM.	52.00	52.00	52.00	52.00	52.00	52.00	52.00
PEPPER BLACK NATIONAL	50 GM.	100.00	100.00	100.00	100.00	100.00	100.00	100.00
CLOVES LOOSE AV.QLTY	50 GM.	100.00	101.88	95.00	95.00	90.00	115.00	100.00
CARDAMOM LARGE LOOSE AV.QLTY	50 GM.	166.67	170.00	185.00	195.00	179.17	186.25	150.00
CARDAMOM SMALL AV.QLTY	50 GM.	107.08	120.63	97.50	107.50	78.33	122.50	90.00
SALT-POWDERED (LAHORI) LOOSE	KG.	12.00	12.00	9.00	12.50	10.00	10.00	10.00
SALT POWDERED (NATIONAL/SHAN)	PKT	25.00	25.00	25.00	25.00	25.00	25.00	25.00
CHILLIES POWD.NATIONAL 200GM	PKT	105.00	105.00	105.00	105.00	105.00	105.00	105.00
CHILLIES POWDER LOOS	KG.	313.33	326.25	270.00	290.00	283.33	245.00	260.00
CORRIANDER SEED POWD.NATIONAL	PKT	104.00	104.00	104.00	104.00	104.00	104.00	110.00
CORRIANDER SEED (LOOSE)	KG.	298.33	300.00	265.00	290.00	288.33	261.25	190.00
TURMERIC POWD.NATIONAL 50GM	PKT.	35.00	35.00	35.00	35.00	35.00	35.00	35.00
CURRY POWD. NATIONAL 200 GM	PKT.	87.00	87.00	87.00	87.00	88.00	78.81	87.00
TOMATO KETCHUP AHMED/MITCHL	BOTTLE	97.50	97.50	105.00	95.00	95.00	85.00	100.00
PICKLES AHMED/MITCHELLES	BOTTLE	105.00	105.00	105.00	105.00	105.00	95.00	100.00
VINEGAR SYNTHETIC (SIRKA)	BOTTLE	100.00	100.00	77.50	95.00	80.00	80.00	70.00
GARLIC	KG	243.33	287.50	245.00	205.00	202.50	245.00	185.00
GINGER	KG	147.50	173.75	100.00	110.00	93.33	95.00	100.00
TAPAL DANEDAR TEA 200GM PACKET	PKT	157.89	157.89	157.84	157.89	157.89	157.89	157.89

Contd.

7.11 Intercity Consumer Prices May, 2016

Description	Unit	Rawalpindi	Islamabad	Attock	Jehlum	Lahore	Sahiwal	Gujran-wala
TEA LIPTON YELLOW LABEL 200GM.	PKT.	157.89	157.89	157.84	157.89	157.89	157.89	157.89
TEA LOOSE KENYA AV.QLTY 250GM.	PKT.	165.00	165.00	175.00	175.00	116.67	182.50	160.00
COFFEE-NESCAFE 75 GM. **	BOTTLE	355.00	355.00	355.00	340.00	360.00	350.00	350.00
COLD DRINK (STANDARD SIZ)	BOTTLE	27.50	27.50	25.00	25.00	20.00	25.00	25.00
FRUIT JUICE TETRA PACK	PKT.	20.00	20.00	15.00	17.50	20.00	18.00	20.00
MINERAL WATER NESTLE 1.5 LTR	BOTTLE	50.00	50.00	50.00	50.00	45.00	50.00	45.00
CIGARETTES K-2 10'S **	PKT	60.00	60.00	60.00	60.00	60.00	60.00	60.00
CIGARETTES CAPSTAN 10'S **	PKT	70.00	70.00	65.00	65.00	65.00	70.00	65.00
CIGARETTES GOLD LEAF 20'S	PKT	120.00	120.00	120.00	120.00	120.00	120.00	120.00
CIGARETTES MORVEN GOLD 20'S	PKT	70.00	70.00	70.00	70.00	65.00	70.00	65.00
BETEL LEAVES	50GM.	89.17	94.38	100.00	90.00	82.50	72.50	60.00
BETEL NUTS	KG.	623.33	652.50	625.00	365.00	355.00	337.50	350.00
LONG CLOTH 57" GUL AHMED/AL-KARAM	METER	195.00	205.00	175.00	260.00	258.33	240.00	135.00
SHIRTING AV.QLTY.	METER	185.00	192.50	165.00	195.00	139.17	290.00	170.00
PANT CLOTH W & WEAR AV.QLTY	METER	437.50	431.25	412.50	410.00	333.33	500.00	335.00
LAWN PRINTED GUL AHMED/AL-KARAM	METER	270.00	287.50	267.50	285.00	281.67	385.00	205.00
GEORGETTE AV.QLTY	METER	152.50	155.00	152.50	145.00	120.83	110.00	132.50
LINEN AV.QLTY ***	METER	163.33	170.00	155.00	165.00	174.17	225.00	105.00
HEAVY WT SUITING LAWERNCPUR AVG QLTY	METER	1475.00	1475.00	1475.00	1475.00	1475.00	1100.00	1050.00
HEAVY WT SUITING LAWERNCPUR SUP QLTY	METER	1925.00	1925.00	1925.00	1925.00	2075.00	1250.00	2350.00
TROPICAL SUITING LAW.PUR	METER	1425.00	1425.00	1425.00	1425.00	1175.00	1100.00	925.00
PANT BOY 24"/26" LENGTH.	EACH	525.00	550.00	537.50	575.00	387.50	662.50	712.50
SHIRT BOY 24"/26" LENGTH	EACH	359.58	375.00	362.50	425.00	363.33	537.50	450.00
SCHOOL UNI. PANT,SHIRT BOYS	SUIT	510.00	545.63	525.00	560.00	679.17	725.00	975.00
SCHOOL UNI. KAMEEZ,SHAL.BOYS	SUIT	507.92	550.00	512.50	482.50	485.83	525.00	925.00
SCHOOL UNI. KAMEEZ,SHAL.GIRL	SUIT	475.00	471.88	485.00	455.00	558.33	475.00	925.00
FROCK W/WEAR GIRLS	EACH	2129.17	2175.00	1950.00	1275.00	1150.00	1462.50	925.00
AWAMI-SUIT W & W(BOY) 24"/26	SUIT	1887.50	1925.00	2050.00	1337.50	941.67	1717.50	1125.00
AWAMI-SUIT W&W (GENTS)AV.QLTY	SUIT	1958.33	1993.75	2100.00	1675.00	1069.64	1825.00	1125.00
PULLOVER GENTS OXFORD/BON.	EACH	3050.00	3050.00	3050.00	3050.00	2890.00	2950.00	3000.00
PULLOVER LADIES OXFORD/BON.	EACH	3050.00	3050.00	3050.00	3050.00	2970.00	2850.00	2950.00
PULLOVER (GENTS) OTHERS A.QTY	EACH	1187.50	1200.00	1100.00	950.00	970.83	1000.00	550.00
SECOND-HAND COAT FOR MEN	EACH	583.33	500.00	475.00	475.00	625.00	350.00	600.00
SECONDHAND SWEETER FOR MEN DUP QLTY	EACH	347.92	0.00	275.00	180.00	483.33	275.00	600.00
SECONDHAND WINTER JACKET	EACH	625.00	0.00	475.00	475.00	691.67	375.00	650.00
UNDERWEAR AV.QLTY MEDIUM SIZE	EACH	210.83	215.00	175.00	182.50	140.83	175.00	125.00
VEST FOR MEN AV.QLTY.	EACH	215.83	215.00	175.00	182.50	149.17	170.00	125.00
VEST/SHAMEEZ (WOMEN) AVG. QLTY	EACH	213.33	220.00	205.00	145.00	229.17	175.00	142.50
SOCKS NYLON (PAKISTANI)	PAIR	89.58	102.50	77.50	87.50	105.00	95.00	110.00
BRASSIER AV.QLTY.	EACH	234.17	240.00	190.00	105.00	145.00	210.00	165.00
BRASSIER SUP QLTY	EACH	536.25	579.38	500.00	305.00	825.00	542.50	335.00
DOPATTA GEORGETTE AV.QLTY.	EACH	350.00	362.50	327.50	325.00	316.67	275.00	275.00
DOPATTA COTTON AV GLTY	EACH	316.25	337.50	290.00	225.00	208.33	190.00	185.00
CHADDAR (W/WEAR) (2x2.5 MTR)	EACH	392.92	418.75	387.50	412.50	420.83	375.00	375.00
LUNG/DHOTI(COTTON) AVG. QLTY	EACH	431.67	450.00	415.00	205.00	251.67	375.00	212.50
HANDKERCHIEF AVG. QLTY PAK	EACH	33.75	37.50	32.50	22.50	28.33	50.00	50.00
HANDKERCHIEF SUP. QLTY PAK	EACH	50.42	60.00	45.00	32.50	50.00	75.00	75.00
GLOVES AV QLTY	PAIR	155.00	157.50	155.00	155.00	80.00	120.00	105.00
AZARBAND COTTON AVG. QLTY	EACH	22.50	22.50	17.50	22.50	22.50	20.00	25.00
SEWING THREAD/REEL(ASLI PARI)	EACH	9.00	9.00	7.50	9.00	7.00	6.00	6.00
WASHING CHARGES PAINT & SHIRT	SUIT	90.00	90.00	110.00	175.00	71.67	165.00	175.00
DRY CLEANING SUIT COAT PANT	SUIT	612.50	675.00	335.00	475.00	370.83	375.00	400.00
WASHING CH. (KAMIZ-SHALWAR)	PAIR	89.17	90.00	75.00	90.00	60.00	90.00	120.00
TAILORING SHIRT	EACH	541.67	575.00	387.50	525.00	441.67	500.00	400.00
TAILORING CHARGES PANT (MEN)	EACH	958.33	1025.00	750.00	850.00	633.33	875.00	500.00
TAILORING COAT-PANT SUIT	SUIT	3800.00	4287.50	4100.00	3500.00	4466.67	4950.00	3100.00
TAILORING AWAMI-SUIT (MALE)	SUIT	675.00	756.25	637.50	600.00	583.33	675.00	600.00
TAILORING SUIT FEMALE	SUIT	583.33	675.00	575.00	550.00	500.00	475.00	500.00
GENTS SHOES PAUL BATA	PAIR	1199.00	1199.00	1199.00	1199.00	1299.00	1199.00	1199.00
GENTS SANDAL BATA	PAIR	699.00	699.00	699.00	699.00	699.00	699.00	699.00
GENTS SPOUNG CHAPPAL BATA	PAIR	199.00	199.00	199.00	199.00	199.00	199.00	199.00

Contd.

7.11 Intercity Consumer Prices May, 2016

Description	Unit	Rawalpindi	Islamabad	Attock	Jehlum	Lahore	Sahiwal	Gujran-wala
LADIES SANDAL BATA	PAIR	499.00	499.00	499.00	499.00	499.00	499.00	499.00
LADIES SPOUNG CHAPPAL BATA	PAIR	179.00	179.00	179.00	179.00	179.00	179.00	179.00
CHILD SHOE POWER LITE BATA	PAIR	599.00	599.00	599.00	599.00	599.00	599.00	599.00
GENTS SHOE, ART 1109 SERVICE	PAIR	999.00	999.00	999.00	999.00	999.00	999.00	999.00
NYLON JOGGER 27 SIZE 2-5 ***	PAIR	1299.00	1299.00	1299.00	1299.00	1299.00	1299.00	1299.00
CHINA FOOT WEAR AV. QLTY (MALE) *	PAIR	925.00	975.00	825.00	825.00	744.64	450.00	450.00
CHINA FOOT WEAR AV. QLTY (FEMALE) *	PAIR	825.00	875.00	825.00	675.00	641.67	500.00	350.00
CHINA FOOT WEAR AV. QLTY (CHILDREN) *	PAIR	783.33	825.00	625.00	675.00	487.50	425.00	320.00
SHOE REPAIR HALF SOLE	PAIR	132.50	144.38	115.00	135.00	106.67	100.00	95.00
SHOES POLISH CHARGES AVERAGE SHOP	PAIR	20.00	20.00	27.50	20.00	20.00	20.00	15.00
HOUSE RENT (combined)	MONTH	14082.00	46150.00	4185.00	6241.00	12553.00	7865.00	5432.00
rent 2	pm	14082.00	46150.00	4185.00	6241.00	12553.00	7865.00	5432.00
RENT3	PM	14082.00	46150.00	4185.00	6241.00	12553.00	7865.00	5432.00
RENT4	PM	14082.00	46150.00	4185.00	6241.00	12553.00	7865.00	5432.00
RENT5	PM	14082.00	46150.00	4185.00	6241.00	12553.00	7865.00	5432.00
RENT6	PM	14082.00	46150.00	4185.00	6241.00	12553.00	7865.00	5432.00
SYNTHETIC ENEMAL ROBIALAC BALTI 3.64 LTR.	EACH	1750.00	1750.00	1830.00	1805.00	2190.00	1700.00	1700.00
SYNTHETIC ENEMAL ICI BALTI 3.64 LTR.	EACH	1790.00	1790.00	1850.00	1880.00	2190.00	2138.00	2138.00
CEMENT (LOCAL) SPECIFY BRAND NAME	BAG	502.50	510.00	492.50	510.00	507.50	495.00	510.00
BRICKS (NEW) 1ST CLASS	P/1000	9750.00	9750.00	8750.00	7900.00	8350.00	6650.00	8500.00
CEMENT BLOCKS (6"x8"x12")	P/100	3450.00	0.00	2350.00	0.00	0.00	0.00	0.00
BAJREE	100CFT	3900.00	3900.00	3900.00	3450.00	5900.00	5500.00	5300.00
SAND (BLACK PIT SAND)	K100CFT	3050.00	3050.00	1475.00	2295.00	2300.00	3150.00	2250.00
TIMBER SHESHAM LOG IST QUALITY	cbumt.	71512.00	71732.75	66215.00	64890.50	87402.00	74151.00	50323.50
IRON BAR (M.S. BAR) 1/2"	P/TON	67500.00	68500.00	65750.00	66000.00	69000.00	63625.00	67000.00
CARPANTER WAGE RATE	P/DAY	1200.00	1200.00	775.00	850.00	830.36	675.00	825.00
MASON (RAJ) WAGE RATE	P/DAY	1200.00	1200.00	825.00	850.00	1232.14	725.00	1050.00
UNSKILLED LABOUR WAGE RATE	P/DAY	700.00	700.00	500.00	550.00	600.00	475.00	650.00
PLUMBER WAGE RSTE	P/DAY	1200.00	1200.00	775.00	850.00	829.17	0.00	800.00
ELECTICIAN WAGE RATE PER DAY **	P/DAY	0.00	0.00	0.00	0.00	829.17	0.00	700.00
ELECTICIAN WAGE RATE PER POINT **	P/PNT	195.00	202.50	135.00	170.00	152.50	137.50	137.50
WATER CHARGES PER HOUSE	P/MONTH	161.50	96.00	120.00	100.00	325.00	30.00	100.00
ELECT.CHARGES UPTO 50 UNITS	P/UNIT	2.00	2.00	2.00	2.00	2.00	2.00	2.00
ELECT.CHARGES 01 - 100 UNIT	P/UNIT	6.18	6.18	6.18	6.18	6.18	6.18	6.18
ELECT.CHARGES 101 - 300 UNIT	P/UNIT	9.54	9.54	9.54	9.54	9.54	9.54	9.54
ELECT.CHARGES 301 - 1000 UNIT	P/UNIT	16.39	16.39	16.39	16.39	16.39	16.39	16.39
ELECT.CHARGES ABOVE 1000 UNIT	P/UNIT	18.39	18.39	18.39	18.39	18.39	18.39	18.39
ELEC	PM	10.50	10.50	10.50	10.50	10.50	10.50	10.50
GAS CHRg upto 3.3719 MMBUT	MMBTU	128.70	128.70	128.70	128.70	128.70	128.70	128.70
GAS CHRg 3.3719 - 6.7438 MMBUT	MMBTU	257.40	257.40	257.40	257.40	257.40	257.40	257.40
GAS CHRg 6.7438 - 10.1157 MMBUT	MMBTU	257.40	257.40	257.40	257.40	257.40	257.40	257.40
GAS CHRg10.1157 - 13.4876 MMBUT	MMBTU	702.00	702.00	702.00	702.00	702.00	702.00	702.00
GAS	PM	702.00	702.00	702.00	702.00	702.00	702.00	702.00
GAS	PM	409.50	409.50	409.50	409.50	409.50	409.50	409.50
KEROSENE OIL	LTR	90.00	90.00	82.50	85.00	85.00	95.00	73.00
FIREWOOD WHOLE	40 KG.	741.67	785.00	510.00	625.00	778.33	475.00	700.00
CHAIR SHESHAM WOOD WITH ARMS **	EACH	3650.00	3737.50	3300.00	3250.00	2316.67	3000.00	2250.00
CHAIR PLASTIC (CHAIRMAN) AVERAGE QUALITY	EACH	725.00	725.00	725.00	825.00	825.00	775.00	525.00
TABLE SHESHAM WOOD (4X2X5") ***	EACH	6175.00	6337.50	6250.00	4250.00	11583.33	6500.00	10250.00
SOFASET WOODEN WITH FOAM SEAT **	SET	21500.00	22875.00	23000.00	16250.00	21833.33	23000.00	17750.00
COT IRON (WITH NIWAR)AV.QLTY.	EACH	2150.00	2287.50	2050.00	1650.00	2500.00	2400.00	1900.00
ALMIRAH (STEEL) 6'X3' 20 GUAGE	EACH	8558.33	8750.00	8200.00	7750.00	10000.00	12000.00	9300.00
DINNING TABLE 6 CHAIRS A.QLTY	SET	22791.67	25187.50	23000.00	21250.00	23166.67	30000.00	25000.00
SINGLE BED WITHOUT FOAM MED.	EACH	5100.00	5100.00	4750.00	5250.00	9000.00	10500.00	10000.00
MATRESS SINGLE(4" THICK)	EACH	4900.00	4900.00	4900.00	4800.00	5500.00	5700.00	5000.00
FARSHI DARI 12'X9' AV.QLTY	EACH	2037.50	2093.75	1950.00	1175.00	1600.00	1200.00	925.00
DARI COTTON (6'x2 1/2') AV.QL	EACH	991.67	1006.25	975.00	437.50	460.00	1000.00	450.00
CARPET PLAIN AV. QLTY	SQFT.	28.92	29.00	25.50	32.50	37.50	35.00	35.00
QUILT (LIHAF) 3 KG. COTTON	EACH	1129.17	1193.75	975.00	625.00	1400.00	1200.00	1075.00
BLANKET (90" x 54")	EACH	4000.00	4075.00	3100.00	2950.00	5000.00	3800.00	2900.00
BEDSHEET SINGLE BED SUP.QLTY	EACH	614.58	646.88	575.00	487.50	541.67	550.00	475.00

Contd.

7.11 Intercity Consumer Prices May, 2016

Description	Unit	Rawalpindi	Islamabad	Attock	Jehlum	Lahore	Sahiwal	Gujran-wala
BED SHEET DOUBLE WITH TWO PILLOW COVERS SUP QLTY	SET	1295.83	1375.00	1325.00	1050.00	933.33	1000.00	1150.00
TOWEL(3'x2') AV. QALTY	EACH	389.58	405.00	355.00	287.50	290.00	350.00	175.00
CELING FAN 48" SUPER QLTY **	EACH	3175.00	3175.00	3275.00	2800.00	2750.00	3395.00	2700.00
PEDESTAL FAN 22" SUPER QLTY	EACH	3475.00	3475.00	3900.00	3600.00	4200.00	5260.00	4100.00
REFG. DAWLENCE 10 CFT. D.DOOR	EACH	31500.00	31750.00	30500.00	31000.00	36000.00	30400.00	31000.00
D-FREEZER WAVES 8 CFT.	EACH	30400.00	30400.00	30400.00	30400.00	28000.00	29000.00	31000.00
AIRCONDITIONER 1.5 TON PEL	EACH	41000.00	41000.00	41000.00	42400.00	45000.00	42000.00	48000.00
SPLIT AIR CONDITIONER 1.5 TON (SPECIFY BRAND NAME)	EACH	41000.00	41125.00	41500.00	45300.00	48000.00	46000.00	46000.00
AIRCOOLER SUPER ASIA	EACH	9000.00	9000.00	11600.00	13250.00	14500.00	10000.00	12500.00
WASHING MACHINE SINGER	EACH	17000.00	17000.00	17000.00	17000.00	15880.00	15880.00	15600.00
SEWING MACHINE(SINGER)	EACH	5995.00	5995.00	6095.00	5995.00	6495.00	6995.00	5860.00
GIZER LARGE SIZE 30 GALLON CAPACITY SUP QLTY	EACH	22900.00	22900.00	25050.00	14750.00	22900.00	21400.00	13200.00
GAS BURNER DOUBLE SPFY.BRAND	EACH	2016.67	2150.00	1950.00	1850.00	1750.00	1450.00	1250.00
ELECT. IRON PHILIPS MDL.1120	EACH	2100.00	2100.00	1900.00	1975.00	1300.00	2750.00	2200.00
ELECTRIC JUICER FOR APPLE	EACH	7550.00	7550.00	7100.00	7375.00	13000.00	9250.00	4500.00
S.STEEL DEGHCHI MEDIUM SIZE ***	EACH	741.67	756.25	610.00	612.50	737.50	475.00	1185.00
ALUMINIUM COOKING PAN (DEGCHI) MED SIZE	EACH	679.17	706.25	525.00	575.00	666.67	500.00	900.00
NON STICK COOKING PAN (DEGCHI) SUP. QLTY	EACH	1129.17	1156.25	875.00	975.00	1091.67	1100.00	1550.00
FRYING PAN STEEL AVG. QLTY MED. SIZE	EACH	512.50	512.50	475.00	375.00	633.33	500.00	575.00
TAWA IORN (MEDIUM SIZE) AVG. QLTY	EACH	315.83	346.25	310.00	255.00	479.17	475.00	412.50
S.STEEL PLATE A.QLTY.(M.SIZE)	EACH	90.83	87.50	87.50	57.50	79.17	77.50	110.00
TABLE SPOON S.STEEL SUP.QLTY.	DOZEN	411.67	411.88	375.00	375.00	366.67	475.00	575.00
WATER SET JUG+6 GLASSES (OMROC)	SET	432.08	432.50	410.00	410.00	729.17	470.00	350.00
TEA SET PAK. CHINAWARE 21 PCS.	SET	2229.17	2250.00	1900.00	1950.00	1558.33	2200.00	1800.00
DINNER SET PLASTIC 72 PIECES SUPERIOR QLTY	SET	7408.33	7650.00	6650.00	4750.00	5833.33	6450.00	5900.00
HOTPOT SET PLASTIC 3 PCS.	SET	1708.33	1725.00	1625.00	1425.00	1516.67	1250.00	1500.00
BUCKET(BALTI) PLASTIC MED.SIZ	EACH	257.50	273.75	245.00	340.00	479.17	300.00	300.00
LOTA PLASTIC (MED SIZE) AVERAGE QUALITY	EACH	62.92	73.13	42.50	45.00	50.00	75.00	40.00
PRESURE COOKER 4 LTR.	EACH	1825.00	1831.25	1575.00	1675.00	1540.00	1075.00	1750.00
WATER COOLER 9/10 LTR.PLASTIC ***	EACH	605.42	625.00	475.00	512.50	575.00	650.00	650.00
THERMOS STARVAC 1 LTR	EACH	487.50	525.00	475.00	437.50	625.00	425.00	650.00
BULB PHILIPS 100-WATTS	EACH	35.00	35.00	27.50	35.00	35.00	33.50	30.00
TUBE LIGHT PHILIPS 40 WATTS	EACH	100.00	100.00	110.00	110.00	100.00	95.00	95.00
ELECTRIC BLUBS "0" WATTE LOCAL	EACH	27.50	27.50	27.50	25.00	20.00	25.00	18.00
ELECTRIC BLUB ENERGY SAVER 14 WATTS	EACH	167.50	167.50	165.00	167.50	170.00	160.00	155.00
WASHING SOAP 250 GMS SPECIFY BRAND NAME	EACH	40.00	40.00	40.00	40.00	40.00	40.00	38.00
SURF EXCEL 400 GMS POLY BAG	EACH	100.00	100.00	100.00	100.00	110.00	100.00	125.00
WASHING POWDER 1000 GRM	EACH	185.00	185.00	185.00	185.00	150.00	150.00	150.00
WASHING POWDER (WHEEL/ BONUS) 100 GRAMS	EACH	125.00	125.00	125.00	125.00	90.00	95.00	90.00
CLEANSER POWDER VIM 1000 GM	PKT.	83.33	83.33	83.33	83.33	83.00	78.00	77.77
FINIS 500 ML	BOTTLE	250.00	250.00	250.00	250.00	229.41	196.87	193.75
PHNYLE TYPHONE/FINIS/CARRANITE 3 LITRES	BOTTLE	180.00	180.00	169.09	180.00	145.00	160.00	140.00
HARPIC	BOTTLE	150.00	150.00	150.00	150.00	150.00	150.00	150.00
BOOT POLISH CHERRY/KIWI 50ML	EACH	125.00	125.00	125.00	125.00	105.00	116.66	119.00
ROBIN BLUE (35 GRAMS)	PKT.	55.00	55.00	55.00	55.00	50.00	50.00	50.00
TISSU PAPER PERFUMED 100 PCS.	PKT	110.00	110.00	110.00	110.00	130.00	95.00	105.00
TOILET PAPER ROLL (R.PETEL)	P/ROLL	40.00	40.00	40.00	40.00	40.00	40.00	40.00
BOOT POLISH LIQUID CHEERY BLOSSOM KIWI 75 ML	BOTTLE	150.00	150.00	140.00	150.00	150.00	150.00	140.00
MATCH BOX SMALL	EACH	2.00	2.00	9.50	2.00	2.00	2.00	2.00
DRY CELL 1.5 VOLT(LOCAL)	EACH	30.00	30.00	30.00	27.50	40.00	30.00	20.00
HAND STITCHING NEEDLE M.SIZE	PACKET	10.00	10.00	7.75	9.00	7.50	10.00	5.00
SEWING MACHINE NEEDLE (SINGER)	EACH	5.00	5.00	5.00	5.00	10.00	5.00	6.00
HOUSEHOLD SERVANT FEMALE P/T	P/MNTH	1858.33	2000.00	1300.00	1700.00	1883.33	1500.00	1550.00
MARRIAGE HALL WITH FURNITURE	P/HEAD	146.25	155.00	125.00	125.00	158.33	150.00	115.00
SEPTRAN TABLETS	10TAB.	16.00	16.00	16.00	16.00	16.10	16.50	16.00
BRUFEN TABS 200-MG.	10TAB.	8.90	8.90	8.91	10.00	8.90	8.90	10.00
PANADOL TAB. EXTRA/PLAIN	10TAB.	12.00	12.00	12.00	12.00	12.00	12.00	12.00
DISPRIN TAB.	10TAB.	12.40	12.40	12.40	12.40	12.00	12.40	14.00
TRISIL TAB.	10 TAB	10.00	10.00	10.00	10.00	10.00	10.00	10.00
FLAGYL TAB. 200 MG.	10TAB.	10.00	10.00	10.00	10.00	10.00	10.00	10.00
VENTOLIN TAB. 2MG.	10TAB.	9.92	9.92	9.92	9.92	12.00	10.00	10.00

Contd.

7.11 Intercity Consumer Prices May, 2016

Description	Unit	Rawalpindi	Islamabad	Attock	Jehlum	Lahore	Sahiwal	Gujran-wala
DAONIL TAB. 5 MG.	10TAB.	16.94	16.94	16.83	16.94	16.92	16.90	17.00
ENTOX TAB.	10TAB.	10.00	10.00	10.00	10.00	10.00	10.00	10.00
RENITEC TAB. 5 MG.	10TAB.	58.50	58.50	58.50	58.50	58.50	60.00	58.50
CAC. 1000 TAB	BOTTLE	122.00	122.00	122.00	122.00	122.00	122.00	122.00
AMOXIL CAPSOLE 250 MG.S	10CAP.	35.70	35.70	35.60	35.70	35.70	36.50	35.00
CALCIUM SYRUP SANDOZ	BOTTLE	64.00	64.00	64.00	64.00	64.00	64.00	64.00
LEDERPLEX SYRUP	BOTTLE	35.00	35.00	35.00	35.00	35.00	35.00	35.00
SANCOS SYRUP (50 ML.)	BOTTLE	27.50	27.50	27.50	27.50	30.00	30.00	30.00
PHENERGAN SYRUP 120 ML.	BOTTLE	33.00	33.00	33.00	33.00	33.00	33.00	34.50
CALPOL SYRUP 60 ML.	BOTTLE	28.00	28.00	28.00	28.00	28.00	28.00	28.00
HYDRYLLIN SYRUP 120 ML.	BOTTLE	65.00	65.00	65.00	65.00	65.00	65.00	65.00
POLYFAX EYE OINTMENT	TUBE	21.00	21.00	21.00	21.00	21.00	21.00	21.00
BETNESOL EYE DROPS	BOTTLE	33.89	33.89	33.89	33.89	33.89	33.89	33.89
EAR DROPS (CARDISPORINE) ***	BOTTLE	21.00	21.00	21.00	21.00	21.00	21.00	21.00
BETNOVATE-N OINTMENT 5 GMS	TUBE	16.68	16.68	16.68	16.68	16.65	16.67	16.67
BURNOL CREAM 30 GRM	TUBE	16.00	16.00	16.00	16.00	16.00	16.00	16.00
VICKS VAPORUB/BALM	BOTTLE	36.00	36.00	36.00	36.00	36.00	36.00	36.00
GLYCRINE SMALL BOTTLE	BOTTLE	28.00	28.00	27.50	25.00	35.00	25.00	17.00
JOUHAR JOSHANDA	PKT.	8.00	8.00	8.00	8.00	8.00	8.00	8.00
GALXOS-D (450 GRMS)	PKT.	157.50	157.50	157.50	168.75	157.50	157.50	157.50
GRIPE-WATER WOODWARDS	BOTTLE	55.00	55.00	55.00	55.00	55.00	55.00	55.00
SANIPLAST ONE PUTTY	EACH	2.00	2.00	2.00	2.00	2.00	2.00	2.00
O.R.S. (NIMCOL)	PKT.	17.00	17.00	17.00	17.00	17.00	15.00	17.00
DETTOL (MEDIUM)	BOTTLE	56.16	46.80	46.80	46.80	46.80	46.00	46.80
COTTON BANDAGE 2" - 4"	EACH	9.00	9.00	8.00	9.00	8.00	9.00	7.00
THERMOMETER CHINA	EACH	45.00	45.00	50.00	47.50	47.50	45.00	35.00
DOCTOR (MBBS) CLINIC FEE	P/PAT.	166.67	175.00	110.00	125.00	100.00	250.00	75.00
URINE TEST (DR) CHARGES	P/TEST	204.17	225.00	80.00	100.00	155.00	100.00	100.00
BLOOD TEST (CP) CHARGES	P/TEST	379.17	387.50	200.00	300.00	575.00	225.00	300.00
SUGAR TEST (RANDOM/FASTING BOTH) CHARGES	P/TEST	272.92	362.50	170.00	197.50	150.00	110.00	200.00
ECG CHARGES	P/TEST	264.58	312.50	150.00	250.00	300.00	225.00	200.00
X-RAY (CHEST) CHARGES	P/X-RAY	383.33	425.00	275.00	400.00	375.00	300.00	400.00
CAR SUZUKI 800 CC (W/O. A/C)	EACH	659800.00	659800.00	659800.00	659800.00	645000.00	634000.00	645000.00
CAR SUZUKI 1000 CC	EACH	1081300.00	1081300.00	1081300.00	1081300.00	1070000.00	1044000.00	1060000.00
CAR TOYOTA 1300 CC	EACH	1697000.00	1697000.00	1692000.00	1697000.00	1810500.00	1767000.00	1767000.00
CAR HONDA CIVIC	EACH	2163500.00	2163500.00	2145500.00	2145500.00	2165000.00	2053000.00	2053000.00
MOTORCYCLE HONDA CD-70.	EACH	63500.00	63500.00	63500.00	63500.00	63500.00	63500.00	63500.00
MOTORCYCLE YAMAHA 100CC.	EACH	79300.00	79300.00	79300.00	79300.00	79300.00	79300.00	79300.00
MOTOR CYCLE HERO 70 CC	EACH	41250.00	41250.00	41250.00	43500.00	49000.00	43000.00	43500.00
BICYCLE WITH TYRES & TUBES	EACH	7900.00	7900.00	7900.00	7350.00	7500.00	6900.00	7200.00
TYRE CAR WITH TUBE GENERAL	EACH	2975.00	2975.00	2975.00	2700.00	3000.00	2400.00	3300.00
TYRE MOTOR CYCLE WITHOUT TUBE	EACH	1137.50	1137.50	1250.00	1050.00	1200.00	900.00	1250.00
TYRE CYCLE SPECIFY BRAND NAME	EACH	345.83	355.00	370.00	350.00	330.00	275.00	330.00
TYRE CAR W/O TUBE	EACH	2850.00	2850.00	3275.00	3075.00	2700.00	2200.00	3000.00
PETROL SUPER	LITRE	64.21	64.21	64.21	64.21	64.21	64.21	64.21
HIGH SPEED DIESEL HSD	LITRE	72.46	72.46	72.46	72.46	72.46	72.46	72.46
CNG	K.G.	75.82	75.82	75.82	0.00	67.50	67.50	67.50
GAS CYLINDER STAND. SIZE	EACH	1060.00	1080.00	1040.00	1010.00	770.00	725.00	770.00
MOTOR CYCLE SERVICE CHARGES	EACH	325.00	325.00	290.00	250.00	200.00	187.50	280.00
CAR SERVICE CHARGES	EACH	337.50	375.00	325.00	275.00	300.00	300.00	250.00
TYRE PUNCTURE CHARGES	EACH	75.00	75.00	45.00	70.00	80.00	70.00	50.00
CYCLE OVERHAULING CHARGES	EACH	783.33	825.00	290.00	375.00	320.83	325.00	160.00
CAR TAX FOR 800CC TO 1300CC	YEARLY	2650.00	432.00	2650.00	2650.00	2650.00	2650.00	2650.00
TRAIN FARE ECO. 1-100 KM.	P/KM.	0.68	0.68	0.68	0.68	0.68	0.68	0.68
TRAIN FARE ECO. 101-500 KM.	P/KM.	0.98	0.98	0.98	0.98	0.98	0.98	0.98
TRAIN FARE ECO. > 500 KM.	P/KM.	0.89	0.89	0.89	0.89	0.89	0.89	0.89
TRAIN FARE IST SLP. 1-100KM	P/KM.	2.10	2.10	2.10	2.10	2.10	2.30	2.10
TRAIN FARE IST SLP.101-500 KM	P/KM.	2.59	2.59	2.59	2.59	2.59	2.59	2.59
TRAIN FARE IST SLP. > 500 KM	P/KM.	1.99	1.99	1.99	1.99	1.99	1.99	1.99
TRAIN FARE A/C SLP. 1-100KM.	P/KM.	5.76	5.76	5.76	5.76	5.76	5.76	5.76
TRAIN FARE A/C SLP.101-500KM	P/KM.	4.59	4.59	4.59	4.59	4.59	4.59	4.59

Contd.

7.11 Intercity Consumer Prices May, 2016

Description	Unit	Rawalpindi	Islamabad	Attock	Jehlum	Lahore	Sahiwal	Gujran-wala
TRAIN FARE A/C SLP > 500KM.	P/KM	4.16	4.16	4.16	4.16	4.16	4.16	4.16
PLATEFORM TICKET	EACH	10.00	10.00	10.00	10.00	10.00	10.00	10.00
AUTO RICKSHAW FARES	KM/MIN	65.00	0.00	35.00	65.00	50.00	70.00	60.00
FULL TONGA CHARGES	KM/MIN	0.00	0.00	0.00	0.00	80.00	90.00	50.00
TAXI 4 SEATER FARE	KM/MIN	100.00	100.00	75.00	0.00	100.00	100.00	100.00
BUS FARE MIN (WITHIN CITY)	TICKET	9.00	9.00	0.00	9.00	9.00	0.00	9.00
BUS FARE MAX (WITHIN CIT	TICKET	21.00	21.00	0.00	21.00	21.00	0.00	21.00
BUS FARE OUTSIDE CITY	P/KM.	0.86	0.86	0.86	0.86	0.86	0.86	0.86
A/C BUS FARE OUTSIDE CITY	P/KM.	1.55	1.55	1.53	1.55	2.00	1.55	1.45
MINIBUS FARE MIN.WITH IN CITY	TICKET	11.00	11.00	0.00	0.00	11.00	0.00	10.00
MINIBUS FARE MAX.WITH IN CITY	TICKET	22.50	22.25	0.00	0.00	24.00	0.00	20.00
SUZUKI FARE MIN.WITH IN CITY	TICKET	11.00	11.00	10.00	0.00	12.00	0.00	10.00
SUZUKI FARE MAXIMUM W.IN CITY	TICKET	17.00	17.00	10.00	10.00	22.00	0.00	20.00
AIR FARE ECONOMY CLASS.	P/KM.	19.26	19.26	0.00	0.00	19.26	0.00	0.00
POSTAL ENVELOPE DOMESTIC	EACH	8.00	8.00	8.00	8.00	8.00	8.00	8.00
ENVELOPE FOR SAUDI ARABIA	EACH	50.00	50.00	50.00	50.00	50.00	50.00	50.00
POSTAL REGISTRATION CHARGES	EACH	38.00	38.00	38.00	38.00	38.00	38.00	38.00
U.M.S. REG CHARGES MIN.	EACH	58.00	58.00	58.00	58.00	60.00	59.00	59.00
T.C.S. CH. MIN.WITH IN ZONE	EACH	150.00	150.00	150.00	150.00	150.00	150.00	150.00
TELEPHONE CHARGES LOCAL CALL	P/CALL	3.94	3.94	3.94	3.94	3.94	3.94	3.94
TEL CHARGES OUT SIDE CITY	P/CALL	3.94	3.94	3.94	3.94	3.94	3.94	3.94
INTERNET CHARGES	P/HOUR	27.50	27.50	27.50	50.00	15.00	12.00	20.00
MOBILE CELL CHARGES	P/UNIT	3.00	3.00	3.00	3.00	2.50	3.00	3.00
FAX CHARGES (LOCAL)	P/PAGE	12.50	12.50	12.50	12.50	10.00	20.00	30.00
TELEPHONE SET AV. QLTY	EACH	625.00	725.00	550.00	825.00	775.00	650.00	400.00
MOBILE SET NOKIA/SONY/ERICSON/SAMSUNG WITHOUT CAMERA	EACH	2133.33	2175.00	2125.00	2525.00	2700.00	2200.00	2800.00
T.V. 20" COLORED WEGA H-A21.	EACH	18108.33	18200.00	18100.00	18100.00	20500.00	18900.00	15000.00
T.V 20" COLOR CHINA/KORIA)	EACH	14250.00	14250.00	14250.00	14250.00	6500.00	13500.00	7000.00
V.C.P. PANASONIC/LG/NAT	EACH	5900.00	5900.00	5550.00	5750.00	4200.00	0.00	0.00
DVD/VCD PLAYER PANASONIC/LG	EACH	3750.00	3750.00	3550.00	3750.00	6566.67	4500.00	4600.00
RADIO WITH C.PLAYER NATIONAL	EACH	2150.00	2150.00	2150.00	2050.00	1825.00	1800.00	2250.00
PERSONNEL COMPUTER (BRANDED)	EACH	69250.00	69250.00	69250.00	69500.00	53000.00	50000.00	37400.00
VID. CASSETTE BLK. TDK/SONY	EACH	144.17	145.00	135.00	175.00	122.50	155.00	0.00
COM. C.D. (TDK/IMATION)	EACH	56.67	59.38	75.00	75.00	37.50	50.00	35.00
TAPE RECORDER CASSETTE BLANK	EACH	42.50	47.50	42.50	47.50	40.00	65.00	35.00
VIDEO GAME SEGA 16 BYTE	EACH	1150.00	1150.00	1175.00	1050.00	1200.00	1650.00	1050.00
CINEMA A/C. HIGH CLASS	TICKET	150.00	0.00	0.00	0.00	275.00	0.00	80.00
CINEMA NON-A/C HIGH CLASS	TICKET	80.00	0.00	0.00	0.00	150.00	50.00	60.00
CABLE CHARGES	PER MONT	325.00	325.00	275.00	300.00	308.33	200.00	300.00
TV.LICENCE FEE DOMESTIC	YEARLY	420.00	420.00	420.00	420.00	420.00	420.00	420.00
ENGLISH BOOK CLASS V1	EACH	77.00	77.00	77.00	77.00	77.00	77.00	77.00
ENGLISH BOOK CLASS IX OR X	EACH	130.00	130.00	130.00	130.00	130.00	130.00	130.00
ENG. BOOK IST.YR COMPLETE SET	EACH	84.00	84.00	84.00	84.00	84.00	84.00	84.00
ENGLISH BOOK BA/B.SC	EACH	178.00	178.00	178.00	178.00	178.00	178.00	178.00
URDU BOOK CLASS V (T.B.BORD)	EACH	59.00	59.00	59.00	59.00	59.00	59.00	59.00
URDU BOOK CLASS IX/X(T.B.B)	EACH	139.00	139.00	139.00	139.00	139.00	139.00	139.00
URDU BOOK IST.YEAR/INTER	EACH	53.00	53.00	53.00	53.00	53.00	53.00	53.00
URDU BOOK BA/B.SC	EACH	140.00	140.00	140.00	140.00	140.00	140.00	140.00
MATHS BOOK CALSS V (T.B.B)	EACH	78.00	78.00	78.00	78.00	78.00	78.00	78.00
MATHS BOOK CLASS IX OR X	EACH	279.00	279.00	279.00	279.00	279.00	279.00	279.00
MATHS BOOK IST.YEAR (T.B.B)	EACH	156.00	156.00	150.00	156.00	156.00	156.00	156.00
PAKISTAN STUDIES BOOK BA/B.SC	EACH	125.00	125.00	125.00	125.00	125.00	125.00	125.00
DAILY "DAWN"	P/COPY	19.00	19.00	19.00	19.00	19.00	19.00	19.00
DAILY "JANG"	P/COPY	12.00	12.00	12.00	12.00	12.00	12.00	12.00
DAILY "NAWA-E-WAQT"	P/COPY	12.00	12.00	12.00	12.00	12.00	12.00	12.00
WEEKLY "AKHBAR-E-JAHAN"	P/COPY	55.00	55.00	55.00	55.00	55.00	55.00	55.00
WEEKLY "MAG"	P/COPY	45.00	45.00	45.00	45.00	45.00	45.00	45.00
MONTHLY "NAUNEHAL DIGEST"	P/COPY	35.00	35.00	35.00	35.00	35.00	35.00	35.00
PAPER FOOLSCAPE (27"x17")	QUIRE	57.50	57.50	57.50	55.00	25.00	25.00	30.00
EXERCISE.BOOK LINED 80/100 PGS	EACH	67.08	75.63	62.50	57.50	30.00	35.00	36.00
PENCILGOLDFISH/DEER	EACH	8.00	8.00	8.00	8.00	7.00	6.00	7.00

Contd.

7.11 Intercity Consumer Prices May, 2016

Description	Unit	Rawalpindi	Islamabad	Attock	Jhelum	Lahore	Sahiwal	Gujranwala
PEN INK DOLLOR 57 ML BOTTLE	EACH	25.00	25.00	25.00	20.00	20.00	20.00	20.00
PHOTOSTATE PAPER 70 GM	PRT	365.00	365.00	365.00	315.00	350.00	330.00	380.00
BALL PEN (local)	EACH	8.00	10.00	10.00	10.00	6.00	6.00	5.00
FOUNTAIN PEN HERO/WINGS/CHINA	EACH	47.50	47.50	47.50	46.25	60.00	50.00	40.00
PRIVATE SCHOOL FEE ENGLISH MEDIUM AVERAGE STANDARD (CLASS I)	PER MONTH	5050.00	3325.00	1287.50	2035.00	1658.33	2255.00	1550.00
PRIVATE SCHOOL FEE ENGLISH MEDIUM AVERAGE STANDARD (CLASS V)	PER MONTH	3475.00	3400.00	1325.00	2035.00	1758.33	2255.00	1650.00
PRIVATE SCHOOL FEE ENGLISH MEDIUM AVERAGE STANDARD (CLASS VI)	PER MONTH	3533.33	3643.75	1450.00	2080.00	1983.33	2280.00	1800.00
PRIVATE SCHOOL FEE ENGLISH MEDIUM AVERAGE STANDARD (CLASS X)	PER MONTH	3881.25	3856.25	1875.00	2290.00	2425.00	2442.50	2200.00
PRIVATE MEDICLE COLLEGE FEE MBBS (1ST YEAR)	PER MONTH	50468.75	50468.75	50468.75	0.00	28832.80	0.00	0.00
PRIVATE ENGINEERING COLLEGE FEE (ISTR YEAR)	PER MONTH	14975.25	14975.25	11011.50	0.00	19550.00	0.00	0.00
GOVT. COLLEGE FEE 1ST. YEAR	MONTH	50.00	195.00	50.00	50.00	60.00	50.00	50.00
GOVT. COLLEGE FEE 4TH. YEAR	MONTH	60.00	225.00	60.00	60.00	70.00	60.00	60.00
GOVT. UNIVERSITY FEE MSC.	MONTH	77.50	1000.00	77.50	80.00	97.79	80.00	115.00
GOVT. MED. COLLEGE FEE MBBS	MONTH	873.00	873.00	873.00	0.00	1250.00	1250.00	0.00
GOVT. ENGG. COLL. FEE I YEAR	MONTH	600.00	600.00	600.00	0.00	750.00	0.00	0.00
COACHING FEE FOR CLASS IX/X	PER MONTH	2750.00	2987.50	1550.00	3000.00	1933.33	1400.00	600.00
COACHING CHARGES FOR CLASS 1ST YEAR/INTER (SCIENCE)	PER MONTH	3250.00	3450.00	2200.00	3500.00	2916.67	2300.00	1200.00
COACHING CHARGES FOR CLASS 1ST YEAR/INTER (COMMERCE)	PER MONTH	2691.67	3062.50	1900.00	3500.00	2850.00	1300.00	1200.00
I.T. TUITION FEES	PER MONTH	2100.00	2100.00	1450.00	3606.25	6066.80	1500.00	4500.00
MBA TUITION FEES	PER MONTH	13955.00	13955.00	7667.00	4500.00	15687.50	0.00	7000.00
BREAD TANDOORI ST. SIZE	EACH	7.50	7.50	6.50	6.00	6.00	5.50	6.00
COOKED MUTTON (AV. HOTEL)	PLATE	193.33	201.25	190.00	155.00	201.67	0.00	120.00
COOKED BEEF (AV. HOTEL)	PLATE	99.17	102.50	75.00	85.00	83.33	80.00	60.00
COOKED DAL (AV. HOTEL)	PLATE	70.83	73.75	57.50	55.00	61.67	40.00	40.00
CHICKEN BIRYANI FULL/DOUBLE	PLATE	132.50	135.00	165.00	110.00	132.50	130.00	110.00
TEA PREPARED (ORDINARY)	CUP	20.00	20.00	20.00	20.00	19.33	20.00	20.00
HAIRCUT CHARGES FOR MEN	P/CUT	86.25	107.50	75.00	60.00	116.67	100.00	60.00
BEAUTY PORL HAIR STYL CHARGE	P/STY.	391.67	475.00	275.00	475.00	450.00	250.00	350.00
SHAVING CHARGES	PER SHV	49.58	65.00	55.00	45.00	55.83	40.00	40.00
LIPSTICK S.MISS/MEDORA	EACH	110.00	110.00	115.00	110.00	120.00	110.00	110.00
NAIL POLISH S.MISS/MEDORA	EACH	115.00	115.00	105.00	115.00	110.00	95.00	60.00
PERFUME MED.SIZE MEDORA/BROACH	EACH	200.00	200.00	200.00	200.00	180.00	170.00	120.00
HAIR-OIL AMLA/CHAMBELI	BOTTLE	100.00	100.00	115.00	110.00	130.00	120.00	110.00
TOILET SOAP LUX 95 GRAMS	EACH	31.00	31.00	33.00	31.00	35.00	34.69	44.78
TOILET SOAP LIFEBOUY 140 GRM	EACH	37.00	37.00	35.00	37.00	37.00	37.00	37.00
TOILET SOAP SAFEGUARD BATH SIZE	EACH	46.00	46.00	46.00	46.00	46.00	46.00	46.00
TOOTHPASTE MACKLINES 70 GRM	EACH	50.00	50.00	50.00	50.00	50.00	50.00	50.00
TOOTHPAST MED SIZE CLGATE 70 GMS	EACH	75.00	75.00	75.00	75.00	61.00	65.00	60.00
TOOTHBRUSH SHEILD A/PLAUQUE	EACH	30.00	30.00	30.00	30.00	35.00	60.00	50.00
TOOTHPOWDER DENTONIC 90 GRM	EACH	32.00	32.00	32.00	32.00	32.00	28.00	25.00
HAIR-COLOUR BEGIN (6 GMS)	EACH	110.00	110.00	110.00	110.00	105.00	105.00	105.00
HAIR COLOUR (KALAKOLA)	BOTTLE	130.00	130.00	130.00	130.00	130.00	120.00	140.00
FACECREAM PONDS (MEDIUM)	EACH	110.00	110.00	120.00	120.00	120.00	110.00	120.00
TALC POWDER VICE ROAY,B.CAT	EACH	145.00	145.00	145.00	145.00	130.00	150.00	145.00
BLADE TREET ORDINARY 10'S	PKT.	40.00	40.00	40.00	35.00	35.00	32.00	40.00
BLADE 7-O-CLOCK STAIN. 5'S	PKT.	35.00	35.00	35.00	35.00	35.00	30.00	35.00
SHAMPOO SUNSILK/PAINTIN 100 ML	BOTTLE	110.00	110.00	110.00	110.00	100.00	99.00	110.00
BEAUTY CREAM (FAIR & LOVELY)	EACH	75.00	75.00	75.00	75.00	110.00	185.00	185.00
HAIR REMOVING CREAM (EU-CREAM)	TUBE	65.00	65.00	65.00	65.00	65.00	65.00	65.00
GEL MEDIUM SIZE	BOTTLE	102.50	107.50	100.00	127.50	65.00	120.00	65.00
DISPOSABLE RAZOR GILLET-II	EACH	42.50	42.50	42.50	40.00	45.00	45.00	43.00
SHAVING CREAM TOUCH-ME/ADM.	EACH	65.00	65.00	65.00	70.00	65.00	60.00	65.00
GOLD TEZABI 24 CT	10 GM.	42200.00	42200.00	41190.00	41750.00	42342.00	41581.00	42000.00
SILVER TEZABI 24 CT	10 GM.	608.33	610.00	590.00	630.00	585.00	583.00	600.00
ARTIFICIAL JEWELLARY SET	SET	1283.33	1325.00	850.00	687.50	1283.33	500.00	800.00
WRIST WATCH GENTS CITIZEN (ORIGINAL) ***	EACH	5100.00	5250.00	4900.00	4250.00	7791.67	4000.00	2500.00
WRIST WATCH LADIES CITIZEN (ORIGINAL) ***	EACH	5100.00	5250.00	4900.00	4250.00	8416.67	4000.00	2500.00
WALL CLOCK QUARTZ AV.QLTY	EACH	520.83	550.00	550.00	310.00	866.67	600.00	487.50
SUITCASE REXIN (24"x16"x6")	EACH	1775.00	1775.00	1650.00	850.00	991.67	1050.00	700.00
TRUNK MEDIUM SIZE ***	EACH	2250.00	2243.75	2250.00	1950.00	2333.33	2000.00	1500.00
PURSE LADIES (LEATHER) AVERAGE QUALITY	EACH	529.17	612.50	525.00	437.50	1400.00	900.00	700.00

7.11 Intercity Consumer Prices May, 2016

Description	Unit	Wazira- bad	Sialkot	Faisalabad	Jhang	Multan	Muzaffar- garh	D.G. Khan
WHEAT	10 KG.	325.00	330.00	337.50	312.00	300.00	335.00	312.50
WHEAT FLOUR FINE/SUPERIOR.	KG.	42.00	45.00	41.00	39.00	37.50	38.00	38.00
WHEAT FLOUR AVG. QLTY	KG.	40.00	30.23	35.00	38.00	35.00	35.00	35.00
WHEAT FLOUR BAG	10 KG.	370.00	380.00	365.00	355.00	350.00	350.00	350.00
MAIDA	KG.	50.00	45.00	50.00	45.00	45.50	45.50	50.00
SUJI	KG.	50.00	55.00	50.00	48.00	47.00	46.00	50.00
BESAN AV. QLTY.	KG.	132.50	130.00	140.00	140.00	137.50	127.50	150.00
RICE BASMATI SUP. QLTY.	KG.	85.00	80.00	95.00	110.00	108.33	105.00	90.00
RICE BASMATI 385/386	KG.	50.00	70.00	60.00	55.00	72.50	67.50	70.00
RICE BASMATI BROKEN AV.QLTY	KG.	50.00	55.00	60.00	60.00	66.67	62.50	60.00
RICE IRRI-6 (SINDH/PUNJAB)	KG.	52.50	45.00	50.00	40.00	36.00	35.00	35.00
VERMICELLI	KG.	80.00	75.00	75.00	80.00	80.00	77.50	80.00
BREAD PLAIN MEDIUM SIZE	EACH	40.00	40.00	40.00	40.00	45.00	45.00	50.00
RUSK (PAPAY)	KG.	160.00	140.00	195.00	200.00	220.00	200.00	200.00
BISCUITS-PACKED	PKT	35.00	35.00	35.00	35.00	35.00	35.00	35.00
BISCUIT-BAKERY (LOOSE)	250 GM	100.00	80.00	73.75	70.00	90.00	70.00	80.00
CORNFLAKS FAUJI 225 GM.	PKT	180.00	176.40	195.00	210.00	175.50	175.50	198.00
SAMOSAS (VEGATABLE)	EACH	10.00	15.00	19.00	15.00	14.67	13.50	10.00
PASTRY AV.QLTY.	EACH	30.00	25.00	23.75	30.00	35.83	22.50	30.00
PATTIES (VEGATABLES)	EACH	15.00	20.00	22.50	25.00	29.17	25.00	20.00
NIMCO	250 GM	50.00	50.00	67.50	100.00	72.50	70.00	70.00
CHIPS	250 GM	60.00	65.00	66.25	100.00	83.33	82.50	65.00
BEEF WITH BONE AV.QLTY.	KG	280.00	300.00	295.00	300.00	320.00	310.00	300.00
MUTTON AV.QLTY.	KG	580.00	650.00	700.00	650.00	675.00	575.00	675.00
CHICKEN FARM BROILER (LIVE)	KG	162.00	168.00	158.00	170.00	161.33	162.50	150.00
FISH-RAHU MEDIUM SIZE	KG	250.00	200.00	295.00	350.00	266.67	275.00	260.00
MILK FRESH (UNBOILED)	LTR.	80.00	70.00	80.00	70.00	75.00	70.00	70.00
CURD	KG.	90.00	80.00	90.00	80.00	90.00	80.00	85.00
MILK TETRA PACK 1/2 LTR.	PKT.	60.00	60.00	60.00	60.00	60.00	60.00	60.00
LACTOGEN 400 GRAMS	PKT.	435.00	435.00	435.00	420.00	435.00	435.00	435.00
POWDER MILK NIDO 400GM.	PKT	380.00	380.00	380.00	380.00	380.00	380.00	390.00
MILK POWDER LOOSE/PACKED	KG.	350.00	460.00	525.00	500.00	512.50	525.00	640.00
BUTTER LOCAL PACKED	50 GM.	35.00	25.00	35.00	25.00	27.00	27.00	25.00
EGGS FARM	DOZ	70.00	70.00	72.50	70.00	67.50	72.50	70.00
MUSTARD OIL AV.QLTY.	KG.	160.00	160.00	200.00	160.00	177.50	180.00	170.00
COOKING OIL (DALDA)	2.5LTR	467.00	467.00	440.00	440.00	465.00	465.00	465.00
COOKING OIL (PAKWAN) OTHER BRAND SPECIFY	2.5 LTR	420.00	420.00	375.00	441.66	383.00	375.00	465.00
VEGETABLE GHEE TIN	2.5KG.	452.00	452.00	435.00	440.00	440.00	440.00	440.00
VEGETABLE GHEE (LOOSE)	KG.	140.00	140.00	135.00	162.00	142.00	142.00	140.00
DATES AV.QLTY.	KG.	150.00	160.00	190.00	200.00	171.67	190.00	160.00
PISTACHIO AV.QLTY.	50 GM.	120.00	135.00	78.75	110.00	122.50	132.50	100.00
ALMONDS WHOLE AV.QLTY.	KG.	525.00	600.00	575.00	700.00	525.00	625.00	550.00
COCONUT DRY AV.QLTY.	KG.	230.00	250.00	290.00	240.00	282.50	290.00	250.00
RAISINS AV.QLTY.	50 GM.	20.00	20.00	20.00	15.00	19.67	22.50	15.00
GROUNDNUTS (WITH SHELL)	KG.	200.00	200.00	205.00	160.00	190.00	190.00	145.00
MALTA/MOSAMBI	DOZ	0.00	0.00	0.00	0.00	0.00	0.00	0.00
KINNU	DOZ	125.00	120.00	275.00	0.00	0.00	0.00	0.00
APPLE	KG	150.00	120.00	130.00	150.00	180.00	175.00	100.00
ALOO BUKHARA	KG	0.00	200.00	0.00	0.00	0.00	0.00	400.00
POMEGRANATE (ANNAR)	KG	0.00	0.00	0.00	0.00	0.00	0.00	0.00
GRAPES	KG	0.00	0.00	0.00	0.00	0.00	0.00	0.00
BANANAS	DOZ	80.00	95.00	75.00	80.00	94.17	95.00	90.00
MANGO KALMI	KG	110.00	100.00	90.00	150.00	121.67	120.00	0.00
GUAVA	KG	0.00	0.00	0.00	0.00	0.00	0.00	0.00
WATERMELON (TURBOOZ)	KG	20.00	20.00	17.50	20.00	21.67	20.00	27.50
MUSKMELON (KHARBOOZA)	KG	35.00	50.00	27.50	30.00	25.83	22.50	25.00
SWEETMELON (GARMA)	KG	0.00	0.00	0.00	0.00	0.00	0.00	0.00
PULSE MASOOR (WHOLE)	KG.	130.00	140.00	140.00	140.00	124.17	142.50	140.00
PULSE MASOOR (WASHED)	KG.	150.00	160.00	160.00	140.00	142.50	155.00	140.00
PULSE MOONG (WASHED)	KG.	150.00	160.00	160.00	150.00	142.50	142.50	150.00

Contd.

7.11 Intercity Consumer Prices May, 2016

Description	Unit	Wazira- bad	Sialkot	Faisalabad	Jhang	Multan	Muzaffar- garh	D.G. Khan
PULSE MASH (WASHED)	KG.	280.00	260.00	280.00	270.00	266.67	255.00	260.00
PULSE GRAM	KG.	130.00	132.50	140.00	130.00	142.50	132.50	150.00
GRAM WHOLE BLACK AV.QLTY.	KG.	130.00	120.00	135.00	130.00	118.33	117.50	150.00
GRAM WHOLE YELLOW AV.QLTY	KG.	150.00	160.00	150.00	160.00	154.17	155.00	150.00
BEANS (LAL LOBIA)	KG.	130.00	160.00	155.00	120.00	155.00	155.00	180.00
POTATOES	KG	20.00	20.00	28.75	20.00	20.83	20.00	20.00
ONION	KG	32.50	40.00	30.00	30.00	22.50	22.50	30.00
TURNIP	KG	0.00	0.00	0.00	0.00	0.00	0.00	0.00
RADISH	KG	0.00	0.00	0.00	0.00	0.00	0.00	0.00
TOMATOES	KG	20.00	20.00	16.25	20.00	15.00	12.50	20.00
CABBAGE	KG	0.00	0.00	0.00	0.00	0.00	0.00	0.00
CAULIFLOWER	KG	0.00	0.00	0.00	0.00	0.00	0.00	0.00
BRINJAL	KG	30.00	40.00	35.00	30.00	40.00	37.50	30.00
PUMPKIN	KG	20.00	30.00	11.75	15.00	24.38	20.00	25.00
BOTTLEGOURD	KG	22.50	60.00	42.50	30.00	20.00	20.00	30.00
LADY FINGER	KG	55.00	70.00	52.50	50.00	45.83	42.50	40.00
PEAS	KG	0.00	0.00	0.00	0.00	0.00	0.00	0.00
SPINACH	KG	0.00	0.00	0.00	0.00	0.00	0.00	0.00
TINDA	KG	35.00	80.00	52.50	40.00	56.67	55.00	50.00
TURAI	KG	65.00	80.00	50.00	50.00	26.67	22.50	30.00
KARAILA	KG	40.00	60.00	37.50	20.00	26.67	25.00	30.00
ARVI	KG	0.00	0.00	0.00	0.00	0.00	0.00	0.00
CHILLIES GREEN	KG	40.00	60.00	35.00	50.00	45.83	37.50	50.00
CARROT	KG	0.00	0.00	0.00	0.00	0.00	0.00	0.00
COCUMBER (KHEERA)	KG	20.00	30.00	26.25	20.00	28.33	27.50	20.00
LEMON	250GM	65.00	50.00	46.25	70.00	60.00	60.00	80.00
SUGAR REFINED	KG.	64.00	64.00	64.00	66.00	62.00	62.00	64.00
GUR AV.QLTY	KG.	80.00	95.00	92.50	80.00	77.50	77.50	80.00
HONEY LANGANESE 500 GM.	BOTTLE	840.00	692.00	820.00	845.00	850.00	850.00	925.00
MILO 200 GM.	BOTTLE	166.67	222.00	230.00	187.00	200.00	200.00	0.00
CUSTARD POWDER RAFHAN 300 GM.	PKT	80.00	75.00	80.00	80.00	80.00	80.00	80.00
TOFFEE (HILAL)	EACH	1.00	1.00	2.00	2.00	1.00	1.00	1.00
CHOWKELATE CANDY (SMALL SIZE)	EACH	5.00	5.00	5.00	5.00	5.00	5.00	5.00
SWEETMEAT (MIXED)	KG	280.00	260.00	255.00	240.00	291.67	280.00	280.00
ICE CREAM WALLS	CUP.	40.00	40.00	40.00	40.00	40.00	40.00	40.00
ICE	KG	5.00	10.00	10.00	4.00	4.00	4.00	6.00
JAM AHMED/MITCHELLES	BOTTLE	125.00	125.00	140.00	130.00	130.00	130.00	140.00
SQUASH-MITCHELLES	BOTTLE	145.00	135.00	150.00	160.00	165.00	165.00	160.00
ROOH AFZA	BOTTLE	160.00	160.00	160.00	150.00	160.00	160.00	160.00
JAM-E-SHIREEN	BOTTLE	170.00	170.00	180.00	160.00	170.00	170.00	170.00
SAUNF	50 GM	20.00	20.00	17.50	15.00	16.67	19.00	12.00
CINAMON LOOSE AV. QLTY	50 GM.	25.00	20.00	22.50	30.00	24.00	27.50	20.00
CUMINSEED WHITE NATIONAL	50 GM.	52.00	52.00	54.00	55.00	52.00	52.00	52.00
PEPPER BLACK NATIONAL	50 GM.	100.00	96.00	100.00	96.00	100.00	100.00	100.00
CLOVES LOOSE AV.QLTY	50 GM.	100.00	90.00	100.00	70.00	90.83	82.50	80.00
CARDAMOM LARGE LOOSE AV.QLTY	50 GM.	150.00	110.00	140.00	140.00	162.50	167.50	150.00
CARDAMOM SMALL AV.QLTY	50 GM.	90.00	100.00	100.00	100.00	82.50	92.50	70.00
SALT-POWDERED (LAHORI) LOOSE	KG.	10.00	10.00	10.00	10.00	10.00	10.00	10.00
SALT POWDERED (NATIONAL/SHAN)	PKT	25.00	25.00	25.00	25.00	25.00	25.00	25.00
CHILLIES POWD.NATIONAL 200GM	PKT	105.00	105.00	105.00	105.00	105.00	105.00	105.00
CHILLIES POWDER LOOS	KG.	260.00	240.00	250.00	280.00	255.00	265.00	240.00
CORRIANDER SEED POWD.NATIONAL	PKT	110.00	110.00	104.00	96.00	104.00	104.00	0.00
CORRIANDER SEED (LOOSE)	KG.	180.00	300.00	290.00	240.00	243.33	250.00	240.00
TURMERIC POWD.NATIONAL 50GM	PKT.	35.00	35.00	35.00	35.00	35.00	35.00	35.00
CURRY POWD. NATIONAL 200 GM	PKT.	87.00	87.00	87.00	87.00	87.00	87.00	0.00
TOMATO KETCHUP AHMED/MITCHL	BOTTLE	100.00	85.00	100.00	90.00	95.00	95.00	85.00
PICKLES AHMED/MITCHELLES	BOTTLE	100.00	100.00	120.00	100.00	113.33	120.00	115.00
VINEGAR SYNTHETIC (SIRKA)	BOTTLE	70.00	80.00	100.00	85.00	82.00	85.00	80.00
GARLIC	KG	200.00	200.00	200.00	150.00	190.00	195.00	200.00
GINGER	KG	100.00	80.00	120.00	100.00	108.33	105.00	100.00
TAPAL DANEDAR TEA 200GM PACKET	PKT	157.89	157.89	157.89	157.89	157.89	157.89	157.89

Contd.

7.11 Intercity Consumer Prices May, 2016

Description	Unit	Wazira- bad	Sialkot	Faisalabad	Jhang	Multan	Muzaffar- garh	D.G. Khan
TEA LIPTON YELLOW LABEL 200GM.	PKT.	157.89	157.89	157.89	157.89	157.89	157.89	157.90
TEA LOOSE KENYA AV.QLTY 250GM.	PKT.	150.00	150.00	155.00	160.00	125.83	140.00	110.00
COFFEE-NESCAFE 75 GM. **	BOTTLE	350.00	350.00	310.00	320.00	350.00	350.00	350.00
COLD DRINK (STANDARD SIZ)	BOTTLE	25.00	25.00	25.00	25.00	20.00	20.00	25.00
FRUIT JUICE TETRA PACK	PKT.	20.00	15.00	20.00	20.00	20.00	20.00	15.00
MINERAL WATER NESTLE 1.5 LTR	BOTTLE	45.00	50.00	45.00	50.00	47.00	47.00	50.00
CIGARETTES K-2 10'S **	PKT	60.00	60.00	60.00	60.00	60.00	60.00	60.00
CIGARETTES CAPSTAN 10'S **	PKT	65.00	65.00	65.00	70.00	65.00	65.00	65.00
CIGARETTES GOLD LEAF 20'S	PKT	120.00	130.00	130.00	120.00	120.00	120.00	120.00
CIGARETTES MORVEN GOLD 20'S	PKT	65.00	65.00	65.00	70.00	65.00	65.00	65.00
BETEL LEAVES	50GM.	60.00	70.00	80.00	100.00	44.17	62.50	80.00
BETEL NUTS	KG.	350.00	400.00	360.00	400.00	348.33	345.00	400.00
LONG CLOTH 57" GUL AHMED/AL-KARAM	METER	170.00	135.00	237.50	365.00	250.00	250.00	250.00
SHIRTING AV.QLTY.	METER	150.00	175.00	125.00	300.00	210.00	210.00	225.00
PANT CLOTH W & WEAR AV.QLTY	METER	312.50	215.00	475.00	600.00	342.50	345.00	350.00
LAWN PRINTED GUL AHMED/AL-KARAM	METER	197.50	177.50	240.00	400.00	360.00	360.00	362.50
GEORGETTE AV.QLTY	METER	150.00	130.00	160.00	350.00	108.00	125.00	125.00
LINEN AV.QLTY ***	METER	100.00	140.00	140.00	275.00	250.00	225.00	137.50
HEAVY WT SUITING LAWERNCPUR AVG QLTY	METER	1050.00	900.00	1375.00	2000.00	1200.00	1200.00	1700.00
HEAVY WT SUITING LAWERNCPUR SUP QLTY	METER	2350.00	950.00	1525.00	2200.00	1950.00	1950.00	1950.00
TROPICAL SUITING LAW.PUR	METER	925.00	800.00	1100.00	1900.00	1200.00	1200.00	1100.00
PANT BOY 24"/26" LENGTH.	EACH	700.00	400.00	575.00	575.00	380.00	390.00	550.00
SHIRT BOY 24"/26" LENGTH	EACH	425.00	350.00	375.00	500.00	318.33	290.00	500.00
SCHOOL UNI. PANT,SHIRT BOYS	SUIT	1000.00	675.00	625.00	750.00	573.33	525.00	650.00
SCHOOL UNI. KAMEEZ,SHAL.BOYS	SUIT	1000.00	675.00	625.00	800.00	535.83	725.00	750.00
SCHOOL UNI. KAMEEZ,SHAL.GIRL	SUIT	900.00	650.00	775.00	800.00	530.00	675.00	850.00
FROCK W/WEAR GIRLS	EACH	875.00	700.00	712.50	1500.00	1550.00	1900.00	1100.00
AWAMI-SUIT W & W(BOY) 24"/26	SUIT	1050.00	950.00	600.00	900.00	815.00	875.00	1100.00
AWAMI-SUIT W&W (GENTS)AV.QLTY	SUIT	1050.00	1250.00	837.50	1500.00	1045.00	1425.00	1600.00
PULLOVER GENTS OXFORD/BON.	EACH	3050.00	3300.00	3100.00	3280.00	3250.00	3180.00	2700.00
PULLOVER LADIES OXFORD/BON.	EACH	2850.00	3300.00	2625.00	2450.00	2990.00	2980.00	2600.00
PULLOVER (GENTS) OTHERS A.QTY	EACH	550.00	700.00	737.50	750.00	1012.50	1050.00	750.00
SECOND-HAND COAT FOR MEN	EACH	475.00	500.00	425.00	425.00	425.00	225.00	200.00
SECONDHAND SWEETER FOR MEN DUP QLTY	EACH	525.00	350.00	275.00	175.00	237.50	135.00	50.00
SECONDHAND WINTER JACKET	EACH	575.00	400.00	475.00	325.00	315.00	275.00	150.00
UNDERWEAR AV.QLTY MEDIUM SIZE	EACH	150.00	100.00	75.00	125.00	156.67	155.00	135.00
VEST FOR MEN AV.QLTY.	EACH	105.00	112.50	110.00	175.00	148.33	155.00	110.00
VEST/SHAMEEZ (WOMEN) AVG. QLTY	EACH	130.00	125.00	112.50	250.00	158.00	135.00	155.00
SOCKS NYLON (PAKISTANI)	PAIR	90.00	65.00	65.00	110.00	96.67	95.00	90.00
BRASSIER AV.QLTY.	EACH	127.50	175.00	125.00	270.00	149.17	110.00	135.00
BRASSIER SUP QLTY	EACH	270.00	475.00	340.00	650.00	336.67	235.00	350.00
DOPATTA GEORGETTE AV.QLTY.	EACH	235.00	275.00	231.25	350.00	226.67	275.00	325.00
DOPATTA COTTON AV GLTY	EACH	180.00	225.00	171.25	200.00	210.00	250.00	275.00
CHADDAR (W/WEAR) (2x2.5 MTR)	EACH	312.50	275.00	331.25	500.00	375.00	475.00	450.00
LUNGI/DHOTI(COTTON) AVG. QLTY	EACH	250.00	195.00	262.50	300.00	228.33	290.00	375.00
HANDKERCHIEF AVG. QLTY PAK	EACH	40.00	35.00	35.00	35.00	42.50	55.00	50.00
HANDKERCHIEF SUP. QLTY PAK	EACH	60.00	50.00	55.00	60.00	55.83	72.50	72.50
GLOVES AV QLTY	PAIR	70.00	100.00	77.50	120.00	105.00	110.00	160.00
AZARBAND COTTON AVG. QLTY	EACH	25.00	10.00	13.50	15.00	13.00	13.50	20.00
SEWING THREAD/REEL(ASLI PARI)	EACH	6.00	5.00	5.50	7.00	7.00	10.00	6.00
WASHING CHARGES PAINT & SHIRT	SUIT	150.00	150.00	65.00	100.00	115.00	105.00	70.00
DRY CLEANING SUIT COAT PANT	SUIT	400.00	400.00	307.50	400.00	283.00	300.00	250.00
WASHING CH. (KAMIZ-SHALWAR)	PAIR	90.00	100.00	65.00	80.00	77.00	80.00	60.00
TAILORING SHIRT	EACH	375.00	325.00	325.00	400.00	370.00	300.00	325.00
TAILORING CHARGES PANT (MEN)	EACH	600.00	625.00	500.00	600.00	470.00	475.00	750.00
TAILORING COAT-PANT SUIT	SUIT	3200.00	3250.00	3750.00	4000.00	3833.33	3450.00	3250.00
TAILORING AWAMI-SUIT (MALE)	SUIT	600.00	500.00	550.00	550.00	625.00	475.00	550.00
TAILORING SUIT FEMALE	SUIT	500.00	500.00	375.00	500.00	335.00	350.00	500.00
GENTS SHOES PAUL BATA	PAIR	1199.00	1199.00	1199.00	1199.00	1199.00	1199.00	1199.00
GENTS SANDAL BATA	PAIR	699.00	699.00	699.00	699.00	699.00	699.00	699.00
GENTS SPOUNG CHAPPAL BATA	PAIR	199.00	199.00	199.00	199.00	199.00	199.00	199.00

Contd.

7.11 Intercity Consumer Prices May, 2016

Description	Unit	Wazira- bad	Sialkot	Faisalabad	Jhang	Multan	Muzaffar- garh	D.G. Khan
LADIES SANDAL BATA	PAIR	499.00	499.00	499.00	499.00	499.00	499.00	499.00
LADIES SPOUNG CHAPPAL BATA	PAIR	179.00	179.00	179.00	179.00	179.00	179.00	179.00
CHILD SHOE POWER LITE BATA	PAIR	599.00	599.00	599.00	599.00	599.00	599.00	599.00
GENTS SHOE, ART 1109 SERVICE	PAIR	999.00	999.00	999.00	999.00	999.00	999.00	999.00
NYLON JOGGER 27 SIZE 2-5 ***	PAIR	1299.00	1299.00	1299.00	1299.00	1299.00	1299.00	0.00
CHINA FOOT WEAR AV. QLTY (MALE) *	PAIR	650.00	475.00	525.00	1000.00	516.67	525.00	450.00
CHINA FOOT WEAR AV. QLTY (FEMALE) *	PAIR	500.00	325.00	325.00	800.00	325.00	325.00	325.00
CHINA FOOT WEAR AV. QLTY (CHILDREN) *	PAIR	400.00	325.00	250.00	500.00	275.00	225.00	275.00
SHOE REPAIR HALF SOLE	PAIR	120.00	60.00	130.00	125.00	126.67	72.50	75.00
SHOES POLISH CHARGES AVERAGE SHOP	PAIR	15.00	10.00	17.50	30.00	17.50	17.50	20.00
HOUSE RENT (combined)	MONTH	3207.00	6202.00	6101.00	4484.00	6576.00	4671.00	4265.00
rent 2	pm	3207.00	6202.00	6101.00	4484.00	6576.00	4671.00	4265.00
RENT3	PM	3207.00	6202.00	6101.00	4484.00	6576.00	4671.00	4265.00
RENT4	PM	3207.00	6202.00	6101.00	4484.00	6576.00	4671.00	4265.00
RENT5	PM	3207.00	6202.00	6101.00	4484.00	6576.00	4671.00	4265.00
RENT6	PM	3207.00	6202.00	6101.00	4484.00	6576.00	4671.00	4265.00
SYNTHETIC ENEMAL ROBIALAC BALTI 3.64 LTR.	EACH	1700.00	2093.00	1840.00	1900.00	2258.00	2258.00	1686.00
SYNTHETIC ENEMAL ICI BALTI 3.64 LTR.	EACH	2138.00	2080.00	1860.00	1900.00	2185.00	2185.00	1783.00
CEMENT (LOCAL) SPECIFY BRAND NAME	BAG	500.00	510.00	500.00	510.00	500.00	495.00	500.00
BRICKS (NEW) IST CLASS	P/1000	8000.00	8000.00	7000.00	7200.00	6100.00	5650.00	5600.00
CEMENT BLOCKS (6"x8"x12")	P/100	0.00	0.00	0.00	4000.00	0.00	0.00	0.00
BAJREE	100CFT	5000.00	5900.00	5250.00	4000.00	5000.00	3500.00	2600.00
SAND (BLACK PIT SAND)	K100CFT	1800.00	3100.00	3250.00	2000.00	2000.00	1600.00	1800.00
TIMBER SHESHAM LOG IST QUALITY	cubmt.	52111.00	63000.00	63558.00	42377.00	86500.00	70620.00	52900.00
IRON BAR (M.S. BAR) 1/2"	P/TON	67000.00	65500.00	66000.00	65000.00	67625.00	64500.00	64750.00
CARPANTER WAGE RATE	P/DAY	750.00	825.00	600.00	800.00	800.00	725.00	950.00
MASON (RAJ) WAGE RATE	P/DAY	850.00	1050.00	900.00	800.00	800.00	700.00	950.00
UNSKILLED LABOUR WAGE RATE	P/DAY	500.00	650.00	500.00	450.00	500.00	425.00	500.00
PLUMBER WAGE RSTE	P/DAY	750.00	0.00	625.00	800.00	800.00	700.00	950.00
ELECTICIAN WAGE RATE PER DAY **	P/DAY	700.00	0.00	0.00	800.00	0.00	0.00	0.00
ELECTICIAN WAGE RATE PER POINT **	P/PNT	150.00	137.50	115.00	115.00	95.00	80.00	70.00
WATER CHARGES PER HOUSE	P/MONTH	70.00	100.00	128.75	70.00	100.00	0.00	75.00
ELECT.CHARGES UPTO 50 UNITS	P/UNIT	2.00	2.00	2.00	2.00	2.00	2.00	2.00
ELECT.CHARGES 01 - 100 UNIT	P/UNIT	6.18	6.18	6.18	6.18	6.18	6.18	6.18
ELECT.CHARGES 101 - 300 UNIT	P/UNIT	9.54	9.54	9.54	9.54	9.54	9.54	9.54
ELECT.CHARGES 301 - 1000 UNIT	P/UNIT	16.39	16.39	16.39	16.39	16.39	16.39	16.39
ELECT.CHARGES ABOVE 1000 UNIT	P/UNIT	18.39	18.39	18.39	18.39	18.39	18.39	18.39
ELEC	PM	10.50	10.50	10.50	10.50	10.50	10.50	10.50
GAS CHRg upto 3.3719 MMBUT	MMBTU	128.70	128.70	128.70	128.70	128.70	128.70	128.70
GAS CHRg 3.3719 - 6.7438 MMBUT	MMBTU	257.40	257.40	257.40	257.40	257.40	257.40	257.40
GAS CHRg 6.7438 - 10.1157 MMBUT	MMBTU	257.40	257.40	257.40	257.40	257.40	257.40	257.40
GAS CHRg10.1157 - 13.4876 MMBUT	MMBTU	702.00	702.00	702.00	702.00	702.00	702.00	702.00
GAS	PM	702.00	702.00	702.00	702.00	702.00	702.00	702.00
GAS	PM	409.50	409.50	409.50	409.50	409.50	409.50	409.50
KEROSENE OIL	LTR	73.00	77.00	69.00	80.00	67.50	75.00	85.00
FIREWOOD WHOLE	40 KG.	625.00	675.00	600.00	500.00	606.67	575.00	500.00
CHAIR SHESHAM WOOD WITH ARMS **	EACH	2200.00	1950.00	1450.00	2000.00	2000.00	1550.00	1500.00
CHAIR PLASTIC (CHAIRMAN) AVERAGE QUALITY	EACH	500.00	600.00	725.00	850.00	662.50	650.00	575.00
TABLE SHESHAM WOOD (4X2X5") ***	EACH	10000.00	6500.00	4750.00	4275.00	4800.00	4500.00	3000.00
SOFASET WOODEN WITH FOAM SEAT **	SET	20000.00	13500.00	17500.00	18000.00	13875.00	12250.00	16000.00
COT IRON (WITH NIWAR)AV.QLTY.	EACH	1800.00	2000.00	2250.00	2100.00	1850.00	1750.00	1700.00
ALMIRAH (STEEL) 6'X3' 20 GUAGE	EACH	9000.00	8650.00	9750.00	8000.00	7210.00	7200.00	9000.00
DINNING TABLE 6 CHAIRS A.QLTY	SET	24000.00	27500.00	17500.00	30000.00	19100.00	17500.00	21000.00
SINGLE BED WITHOUT FOAM MED.	EACH	9000.00	5500.00	4750.00	8000.00	6125.00	4900.00	4750.00
MATRESS SINGLE(4" THICK)	EACH	5200.00	3900.00	4970.00	5240.00	5200.00	5200.00	5500.00
FARSHI DARI 12'X9' AV.QLTY	EACH	975.00	975.00	1125.00	2500.00	1200.00	1300.00	1000.00
DARI COTTON (6'x2 1/2') AV.QL	EACH	450.00	400.00	512.50	500.00	450.00	600.00	400.00
CARPET PLAIN AV. QLTY	SQFT.	41.00	35.00	57.50	35.00	25.00	25.00	25.00
QUILT (LIHAF) 3 KG. COTTON	EACH	1050.00	775.00	1000.00	1300.00	956.25	725.00	500.00
BLANKET (90" x 54")	EACH	2500.00	3500.00	4750.00	4200.00	3750.00	3750.00	2650.00
BEDSHEET SINGLE BED SUP.QLTY	EACH	375.00	425.00	825.00	700.00	633.33	525.00	650.00

Contd.

7.11 Intercity Consumer Prices May, 2016

Description	Unit	Wazira- bad	Sialkot	Faisalabad	Jhang	Multan	Muzaffar- garh	D.G. Khan
BED SHEET DOUBLE WITH TWO PILLOW COVERS SUP QLTY	SET	800.00	1100.00	1625.00	1800.00	1258.33	1150.00	1100.00
TOWEL(3'x2') AV. QALTY	EACH	175.00	125.00	180.00	300.00	242.00	245.00	200.00
CEILING FAN 48" SUPER QLTY **	EACH	2400.00	2400.00	2900.00	3000.00	3495.00	3095.00	3095.00
PEDESTAL FAN 22" SUPER QLTY	EACH	3500.00	3300.00	4500.00	4800.00	5550.00	4750.00	4600.00
REFG. DAWLENCE 10 CFT. D.DOOR	EACH	31000.00	36200.00	29400.00	30500.00	31300.00	31300.00	31500.00
D-FREEZER WAVES 8 CFT.	EACH	31000.00	29400.00	27000.00	31000.00	30400.00	30400.00	31000.00
AIRCONDITIONER 1.5 TON PEL	EACH	40000.00	44000.00	46000.00	41500.00	40000.00	40000.00	42000.00
SPLIT AIR CONDITIONER 1.5 TON (SPECIFY BRAND NAME)	EACH	46000.00	41000.00	44000.00	49500.00	50990.00	50990.00	49000.00
AIRCOOLER SUPER ASIA	EACH	12500.00	13000.00	11500.00	11000.00	13000.00	13000.00	14500.00
WASHING MACHINE SINGER	EACH	15600.00	15600.00	16600.00	15450.00	17000.00	17000.00	15900.00
SEWING MACHINE(SINGER)	EACH	5860.00	6095.00	7200.00	6495.00	7200.00	7200.00	6695.00
GIZER LARGE SIZE 30 GALLON CAPACITY SUP QLTY	EACH	19400.00	13750.00	19500.00	22900.00	22900.00	22900.00	22900.00
GAS BURNER DOUBLE SPFY.BRAND	EACH	1350.00	1350.00	1550.00	2000.00	1475.00	1550.00	1300.00
ELECT. IRON PHILIPS MDL.1120	EACH	2200.00	1450.00	2000.00	1500.00	2200.00	1600.00	2100.00
ELECTRIC JUICER FOR APPLE	EACH	4500.00	6000.00	5750.00	7875.00	8200.00	8200.00	4500.00
S.STEEL DEGHCHI MEDIUM SIZE ***	EACH	600.00	430.00	575.00	500.00	767.50	400.00	350.00
ALUMINIUM COOKING PAN (DEGCHI) MED SIZE	EACH	525.00	460.00	475.00	1300.00	296.25	285.00	350.00
NON STICK COOKING PAN (DEGCHI) SUP. QLTY	EACH	1500.00	675.00	1100.00	1200.00	767.86	650.00	800.00
FRYING PAN STEEL AVG. QLTY MED. SIZE	EACH	500.00	310.00	325.00	550.00	295.00	195.00	375.00
TAWA IORN (MEDIUM SIZE) AVG. QLTY	EACH	300.00	275.00	225.00	325.00	210.00	210.00	200.00
S.STEEL PLATE A.QLTY.(M.SIZE)	EACH	82.50	66.25	57.50	80.00	75.00	55.00	60.00
TABLE SPOON S.STEEL SUP.QLTY.	DOZEN	350.00	305.00	375.00	500.00	275.83	245.00	350.00
WATER SET JUG+6 GLASSES (OMROC)	SET	350.00	737.50	725.00	550.00	450.00	475.00	400.00
TEA SET PAK. CHINAWARE 21 PCS.	SET	1600.00	1025.00	1500.00	1950.00	1637.50	1875.00	2000.00
DINNER SET PLASTIC 72 PIECES SUPERIOR QLTY	SET	5500.00	2750.00	8250.00	6000.00	4675.00	4750.00	6000.00
HOTPOT SET PLASTIC 3 PCS.	SET	1000.00	825.00	1212.50	1400.00	1275.00	1050.00	1600.00
BUCKET(BALTI) PLASTIC MED.SIZ	EACH	250.00	205.00	325.00	325.00	290.00	255.00	350.00
LOTA PLASTIC (MED SIZE) AVERAGE QUALITY	EACH	40.00	40.00	40.00	60.00	49.17	55.00	60.00
PRESURE COOKER 4 LTR.	EACH	1750.00	912.50	1325.00	1700.00	1650.00	1650.00	1450.00
WATER COOLER 9/10 LTR.PLASTIC ***	EACH	612.50	450.00	675.00	950.00	553.00	575.00	600.00
THERMOS STARVAC 1 LTR	EACH	600.00	600.00	431.25	450.00	450.00	450.00	500.00
BULB PHILIPS 100-WATTS	EACH	30.00	25.00	25.00	30.00	30.00	30.00	30.00
TUBE LIGHT PHILIPS 40 WATTS	EACH	95.00	95.00	97.50	95.00	100.00	100.00	95.00
ELECTRIC BLUBS "0" WATTE LOCAL	EACH	18.00	20.00	20.00	20.00	20.00	20.00	20.00
ELECTRIC BLUB ENERGY SAVER 14 WATTS	EACH	155.00	155.00	162.50	150.00	165.00	165.00	165.00
WASHING SOAP 250 GMS SPECIFY BRAND NAME	EACH	38.00	20.00	25.00	40.00	22.00	20.00	25.00
SURF EXCEL 400 GMS POLY BAG	EACH	125.00	125.00	125.00	125.00	130.00	130.00	0.00
WASHING POWDER 1000 GRM	EACH	150.00	185.00	185.00	185.00	150.00	150.00	185.00
WASHING POWDER (WHEEL/ BONUS) 100 GRAMS	EACH	90.00	95.00	92.50	90.00	90.00	90.00	90.00
CLEANSER POWDER VIM 1000 GM	PKT.	77.77	70.00	75.00	75.00	83.33	83.33	75.00
FINIS 500 ML	BOTTLE	193.75	218.75	195.00	250.00	200.00	237.50	195.00
PHNYLE TYPHONE/FINIS/CARRANITE 3 LITRES	BOTTLE	130.00	120.00	147.50	180.00	165.00	165.00	170.00
HARPIC	BOTTLE	150.00	145.00	150.00	145.00	150.00	150.00	150.00
BOOT POLISH CHERRY/KIWI 50ML	EACH	119.00	100.00	100.00	100.00	125.00	125.00	105.00
ROBIN BLUE (35 GRAMS)	PKT.	50.00	50.00	50.00	50.00	55.00	55.00	55.00
TISSU PAPER PERFUMED 100 PCS.	PKT	110.00	100.00	110.00	105.00	110.00	110.00	110.00
TOILET PAPER ROLL (R.PETEL)	P/ROLL	38.00	40.00	40.00	40.00	40.00	40.00	40.00
BOOT POLISH LIQUID CHEERY BLOSSOM KIWI 75 ML	BOTTLE	150.00	125.00	150.00	150.00	150.00	150.00	150.00
MATCH BOX SMALL	EACH	2.00	2.00	2.50	2.00	2.00	2.00	2.00
DRY CELL 1.5 VOLT(LOCAL)	EACH	20.00	15.00	25.00	25.00	25.00	25.00	25.00
HAND STITCHING NEEDLE M.SIZE	PACKET	5.00	10.00	9.00	10.00	10.00	10.00	10.00
SEWING MACHINE NEEDLE (SINGER)	EACH	6.00	8.00	7.00	8.50	8.60	8.60	5.00
HOUSEHOLD SERVANT FEMALE P/T	P/MNTH	1500.00	1050.00	2250.00	3000.00	1500.00	1200.00	1750.00
MARRIAGE HALL WITH FURNITURE	P/HEAD	105.00	77.50	140.00	150.00	96.67	72.50	110.00
SEPTRAN TABLETS	10TAB.	16.00	16.00	15.00	18.10	16.00	16.00	16.10
BRUFEN TABS 200-MG.	10TAB.	10.00	8.92	10.00	8.90	8.90	8.90	8.90
PANADOL TAB. EXTRA/PLAIN	10TAB.	12.00	12.00	12.00	12.00	12.00	12.00	12.00
DISPRIN TAB.	10TAB.	14.00	12.40	12.00	12.40	12.40	12.40	12.40
TRISIL TAB.	10 TAB	10.00	10.00	10.00	10.00	10.00	10.00	10.00
FLAGYL TAB. 200 MG.	10TAB.	10.00	10.00	10.00	10.00	10.00	10.00	10.00
VENTOLIN TAB. 2MG.	10TAB.	10.00	10.00	10.00	9.90	9.90	9.90	9.90

Contd.

7.11 Intercity Consumer Prices May, 2016

Description	Unit	Wazira- bad	Sialkot	Faisalabad	Jhang	Multan	Muzaffar- garh	D.G. Khan
DAONIL TAB. 5 MG.	10TAB.	17.00	17.00	17.00	16.80	16.83	16.83	17.00
ENTOX TAB.	10TAB.	10.00	10.00	10.00	10.00	10.00	10.00	10.00
RENITEC TAB. 5 MG.	10TAB.	58.50	58.50	58.50	58.80	58.50	58.50	58.50
CAC. 1000 TAB	BOTTLE	122.00	122.00	122.00	122.00	122.00	122.00	122.00
AMOXIL CAPSOLE 250 MG.S	10CAP.	35.00	36.00	36.00	35.70	35.00	35.70	35.70
CALCIUM SYRUP SANDOZ	BOTTLE	64.00	64.00	64.00	64.00	0.00	0.00	64.00
LEDERPLEX SYRUP	BOTTLE	35.00	35.00	35.00	35.00	35.00	35.00	35.00
SANCOS SYRUP (50 ML.)	BOTTLE	30.00	30.00	30.00	30.00	30.00	30.00	30.00
PHENERGAN SYRUP 120 ML.	BOTTLE	34.50	33.00	34.00	33.00	33.00	33.00	33.00
CALPOL SYRUP 60 ML.	BOTTLE	28.00	28.00	28.00	28.00	28.00	28.00	28.00
HYDRYLLIN SYRUP 120 ML.	BOTTLE	65.00	65.00	65.00	65.00	65.00	65.00	65.00
POLYFAX EYE OINTMENT	TUBE	21.00	21.00	21.00	21.00	21.00	21.00	21.00
BETNESOL EYE DROPS	BOTTLE	33.89	33.89	33.00	33.89	33.89	33.89	33.89
EAR DROPS (CARDISPORINE) ***	BOTTLE	21.00	21.00	21.00	21.00	21.00	21.00	21.00
BETNOVATE-N OINTMENT 5 GMS	TUBE	16.67	16.00	16.00	16.00	16.68	16.68	16.00
BURNOL CREAM 30 GRM	TUBE	16.00	16.00	16.00	16.00	16.00	16.00	16.00
VICKS VAPORUB/BALM	BOTTLE	36.00	36.00	36.00	36.00	36.00	36.00	36.00
GLYCRINE SMALL BOTTLE	BOTTLE	17.00	20.00	20.00	30.00	20.00	20.00	20.00
JOUHAR JOSHANDA	PKT.	8.00	8.00	8.00	8.00	8.00	8.00	8.00
GALXOS-D (450 GRMS)	PKT.	157.50	157.50	168.75	157.50	168.75	168.75	157.50
GRIPE-WATER WOODWARDS	BOTTLE	55.00	55.00	55.00	55.00	55.00	55.00	55.00
SANIPLAST ONE PUTTY	EACH	2.00	1.40	2.00	2.00	1.40	1.40	1.40
O.R.S. (NIMCOL)	PKT.	17.00	15.00	17.00	17.00	17.00	17.00	17.00
DETTOL (MEDIUM)	BOTTLE	46.80	46.88	46.00	46.00	46.80	46.80	46.80
COTTON BANDAGE 2" - 4"	EACH	7.00	5.00	7.50	6.50	7.00	10.00	7.00
THERMOMETER CHINA	EACH	35.00	40.00	42.50	40.00	45.83	57.50	40.00
DOCTOR (MBBS) CLINIC FEE	P/PAT.	100.00	100.00	125.00	300.00	100.00	100.00	150.00
URINE TEST (DR) CHARGES	P/TEST	100.00	150.00	55.00	60.00	75.00	55.00	100.00
BLOOD TEST (CP) CHARGES	P/TEST	300.00	350.00	225.00	200.00	290.00	225.00	350.00
SUGAR TEST (RANDOM/FASTING BOTH) CHARGES	P/TEST	200.00	200.00	200.00	150.00	122.50	100.00	140.00
ECG CHARGES	P/TEST	200.00	150.00	200.00	200.00	300.00	125.00	300.00
X-RAY (CHEST) CHARGES	P/X-RAY	300.00	200.00	350.00	500.00	250.00	200.00	350.00
CAR SUZUKI 800 CC (W/O. A/C)	EACH	0.00	636500.00	652800.00	640000.00	655400.00	0.00	651800.00
CAR SUZUKI 1000 CC	EACH	0.00	1078300.00	1092800.00	1059000.00	1075200.00	0.00	1077300.00
CAR TOYOTA 1300 CC	EACH	0.00	1767500.00	1767500.00	1770500.00	1767500.00	0.00	1767500.00
CAR HONDA CIVIC	EACH	0.00	2102500.00	0.00	2039000.00	2072000.00	0.00	0.00
MOTORCYCLE HONDA CD-70.	EACH	63500.00	63500.00	63500.00	63500.00	63500.00	63500.00	63500.00
MOTORCYCLE YAMAHA 100CC.	EACH	79300.00	79300.00	79300.00	79300.00	80000.00	80000.00	79300.00
MOTOR CYCLE HERO 70 CC	EACH	42500.00	45000.00	47500.00	45875.00	47500.00	0.00	42000.00
BICYCLE WITH TYRES & TUBES	EACH	7000.00	7300.00	7600.00	8000.00	7000.00	7100.00	7750.00
TYRE CAR WITH TUBE GENERAL	EACH	3000.00	3000.00	2750.00	3000.00	2700.00	2700.00	2800.00
TYRE MOTOR CYCLE WITHOUT TUBE	EACH	1200.00	1120.00	1250.00	900.00	850.00	850.00	900.00
TYRE CYCLE SPECIFY BRAND NAME	EACH	330.00	350.00	425.00	320.00	300.00	300.00	320.00
TYRE CAR W/O TUBE	EACH	2700.00	3000.00	3200.00	3000.00	2575.00	0.00	2800.00
PETROL SUPER	LITRE	64.21	64.21	64.21	64.21	64.21	64.21	64.21
HIGH SPEED DIESEL HSD	LITRE	72.46	72.46	72.73	72.46	72.46	72.46	72.46
CNG	K.G.	67.50	67.50	67.50	0.00	67.50	67.50	0.00
GAS CYLINDER STAND. SIZE	EACH	770.00	880.00	800.00	800.00	797.50	880.00	800.00
MOTOR CYCLE SERVICE CHARGES	EACH	280.00	175.00	225.00	270.00	235.00	240.00	250.00
CAR SERVICE CHARGES	EACH	250.00	400.00	300.00	300.00	275.00	225.00	225.00
TYRE PUNCTURE CHARGES	EACH	50.00	100.00	70.00	60.00	70.00	65.00	40.00
CYCLE OVERHAULING CHARGES	EACH	200.00	350.00	275.00	450.00	281.00	290.00	275.00
CAR TAX FOR 800CC TO 1300CC	YEARLY	2650.00	2650.00	2650.00	2650.00	2650.00	2650.00	2650.00
TRAIN FARE ECO. 1-100 KM.	P/KM.	0.68	0.68	0.68	0.68	0.68	0.68	0.68
TRAIN FARE ECO. 101-500 KM.	P/KM.	0.98	0.98	0.98	0.98	0.98	0.98	0.98
TRAIN FARE ECO. > 500 KM.	P/KM.	0.89	0.89	0.89	0.89	0.89	0.89	0.89
TRAIN FARE IST SLP. 1-100KM	P/KM.	2.10	2.10	2.10	2.10	2.10	2.10	2.10
TRAIN FARE IST SLP.101-500 KM	P/KM.	2.59	2.59	2.59	2.59	2.59	2.59	2.59
TRAIN FARE IST SLP. > 500 KM	P/KM.	1.99	1.99	1.99	1.99	1.99	1.99	1.99
TRAIN FARE A/C SLP. 1-100KM.	P/KM.	5.76	5.76	5.76	5.76	5.76	5.76	5.76
TRAIN FARE A/C SLP.101-500KM	P/KM.	4.59	4.59	4.59	4.59	4.59	4.59	4.59

Contd.

7.11 Intercity Consumer Prices May, 2016

Description	Unit	Wazira- bad	Sialkot	Faisalabad	Jhang	Multan	Muzaffar- garh	D.G. Khan
TRAIN FARE A/C SLP > 500KM.	P/KM	4.16	4.16	4.16	4.16	4.16	4.16	4.16
PLATEFORM TICKET	EACH	10.00	10.00	10.00	10.00	10.00	10.00	10.00
AUTO RICKSHAW FARES	KM/MIN	50.00	60.00	65.00	50.00	30.00	30.00	50.00
FULL TONGA CHARGES	KM/MIN	60.00	60.00	75.00	100.00	49.38	50.00	56.00
TAXI 4 SEATER FARE	KM/MIN	100.00	100.00	60.00	90.00	100.00	100.00	50.00
BUS FARE MIN (WITHIN CITY)	TICKET	9.00	0.00	9.00	0.00	9.00	0.00	0.00
BUS FARE MAX (WITHIN CIT	TICKET	21.00	0.00	21.00	0.00	21.00	0.00	0.00
BUS FARE OUTSIDE CITY	P/KM.	0.86	0.86	0.86	0.86	0.86	0.86	0.86
A/C BUS FARE OUTSIDE CITY	P/KM.	1.45	1.11	1.74	1.56	1.40	1.40	1.40
MINIBUS FARE MIN.WITH IN CITY	TICKET	10.00	0.00	0.00	0.00	11.00	0.00	0.00
MINIBUS FARE MAX.WITH IN CITY	TICKET	10.00	0.00	0.00	0.00	24.00	0.00	0.00
SUZUKI FARE MIN.WITH IN CITY	TICKET	0.00	15.00	15.00	15.00	11.00	0.00	8.00
SUZUKI FARE MAXIMUM W.IN CITY	TICKET	0.00	20.00	27.50	20.00	21.00	0.00	8.00
AIR FARE ECONOMY CLASS.	P/KM.	0.00	0.00	19.26	0.00	19.26	0.00	0.00
POSTAL ENVELOPE DOMESTIC	EACH	8.00	8.00	8.00	8.00	8.00	8.00	8.00
ENVELOPE FOR SAUDI ARABIA	EACH	50.00	50.00	50.00	50.00	50.00	50.00	50.00
POSTAL REGISTRATION CHARGES	EACH	38.00	38.00	38.00	38.00	38.00	38.00	38.00
U.M.S. REG CHARGES MIN.	EACH	59.00	59.00	59.00	59.00	59.00	59.00	59.00
T.C.S. CH. MIN.WITH IN ZONE	EACH	150.00	110.00	150.00	150.00	150.00	150.00	150.00
TELEPHONE CHARGES LOCAL CALL	P/CALL	3.94	3.94	3.94	3.94	3.94	3.94	3.94
TEL CHARGES OUT SIDE CITY	P/CALL	3.94	3.94	3.94	3.94	3.94	3.94	3.94
INTERNET CHARGES	P/HOUR	20.00	25.00	22.50	50.00	20.00	22.50	20.00
MOBILE CELL CHARGES	P/UNIT	3.00	3.06	3.00	3.00	3.00	4.00	3.00
FAX CHARGES (LOCAL)	P/PAGE	30.00	10.00	12.50	40.00	10.00	20.00	15.00
TELEPHONE SET AV. QLTY	EACH	450.00	300.00	475.00	900.00	775.00	475.00	900.00
MOBILE SET NOKIA/SONY/ERICSON/SAMSUNG WITHOUT CAMERA	EACH	4250.00	2600.00	2200.00	3650.00	2950.00	2950.00	2600.00
T.V. 20" COLORED WEGA H-A21.	EACH	18500.00	20000.00	24500.00	17500.00	23500.00	23500.00	23500.00
T.V 20" COLOR CHINA/KORIA)	EACH	7000.00	13500.00	16900.00	12000.00	15500.00	15500.00	14900.00
V.C.P. PANASONIC/LG/NAT	EACH	0.00	5450.00	5750.00	0.00	5000.00	0.00	5000.00
DVD/VCD PLAYER PANASONIC/LG	EACH	4100.00	4500.00	4500.00	6000.00	4500.00	4200.00	4000.00
RADIO WITH C.PLAYER NATIONAL	EACH	2500.00	2250.00	2175.00	1250.00	3500.00	0.00	3000.00
PERSONNEL COMPUTER (BRANDED)	EACH	37500.00	35000.00	38820.00	50000.00	48200.00	48200.00	35000.00
VID. CASSETTE BLK. TDK/SONY	EACH	0.00	100.00	150.00	100.00	180.00	170.00	150.00
COM. C.D. (TDK/IMATION)	EACH	35.00	42.50	67.50	55.00	60.00	60.00	60.00
TAPE RECORDER CASSETTE BLANK	EACH	35.00	30.00	65.00	60.00	50.00	42.50	40.00
VIDEO GAME SEGA 16 BYTE	EACH	0.00	1250.00	1500.00	1150.00	1300.00	0.00	1600.00
CINEMA A/C. HIGH CLASS	TICKET	0.00	40.00	150.00	0.00	250.00	0.00	0.00
CINEMA NON-A/C HIGH CLASS	TICKET	0.00	40.00	100.00	30.00	100.00	40.00	35.00
CABLE CHARGES	PER MONT	300.00	250.00	300.00	300.00	300.00	275.00	350.00
TV.LICENCE FEE DOMESTIC	YEARLY	420.00	420.00	420.00	420.00	420.00	420.00	420.00
ENGLISH BOOK CLASS V1	EACH	77.00	77.00	77.00	77.00	77.25	77.00	77.00
ENGLISH BOOK CLASS IX OR X	EACH	130.00	130.00	130.00	130.00	130.00	130.00	130.00
ENG. BOOK IST.YR COMPLETE SET	EACH	84.00	84.00	84.00	84.00	84.00	84.00	84.00
ENGLISH BOOK BA/B.SC	EACH	178.00	178.00	178.00	178.00	178.00	178.00	178.00
URDU BOOK CLASS V (T.B.BORD)	EACH	59.00	59.00	59.00	59.00	59.00	59.00	59.00
URDU BOOK CLASS IX/X(T.B.B)	EACH	139.00	139.00	139.00	139.00	139.00	139.00	139.00
URDU BOOK IST.YEAR/INTER	EACH	53.00	53.00	53.00	53.00	53.00	53.00	53.00
URDU BOOK BA/B.SC	EACH	140.00	140.00	140.00	140.00	140.00	140.00	140.00
MATHS BOOK CALSS V (T.B.B)	EACH	78.00	78.00	78.00	78.00	78.00	78.00	78.00
MATHS BOOK CLASS IX OR X	EACH	279.00	279.00	279.00	279.00	279.00	279.00	279.00
MATHS BOOK IST.YEAR (T.B.B)	EACH	156.00	156.00	156.00	156.00	156.00	156.00	156.00
PAKISTAN STUDIES BOOK BA/B.SC	EACH	125.00	125.00	125.00	125.00	125.00	125.00	125.00
DAILY "DAWN"	P/COPY	19.00	19.00	19.00	19.00	19.00	19.00	19.00
DAILY "JANG"	P/COPY	12.00	12.00	12.00	12.00	12.00	12.00	12.00
DAILY "NAWA-E-WAQT"	P/COPY	12.00	12.00	12.00	12.00	12.00	12.00	12.00
WEEKLY "AKHBAR-E-JAHAN"	P/COPY	55.00	55.00	55.00	55.00	55.00	55.00	55.00
WEEKLY "MAG"	P/COPY	45.00	45.00	45.00	45.00	45.00	45.00	45.00
MONTHLY "NAUNEHAL DIGEST"	P/COPY	35.00	35.00	35.00	35.00	35.00	35.00	35.00
PAPER FOOLSCAPE (27"x17")	QUIRE	30.00	30.00	45.00	50.00	37.50	33.75	30.00
EXERCISE.BOOK LINED 80/100 PGS	EACH	40.00	80.00	60.00	70.00	32.50	27.50	30.00
PENCILGOLDFISH/DEER	EACH	7.00	7.00	6.00	7.00	6.50	6.00	6.00

Contd.

7.11 Intercity Consumer Prices May, 2016

Description	Unit	Wazira- bad	Sialkot	Faisalabad	Jhang	Multan	Muzaffar- garh	D.G. Khan
PEN INK DOLLOR 57 ML BOTTLE	EACH	20.00	25.00	20.00	25.00	20.00	20.00	20.00
PHOTOSTATE PAPER 70 GM	PRT	380.00	320.00	345.00	360.00	290.00	330.00	360.00
BALL PEN (local)	EACH	5.00	5.00	5.00	8.00	5.83	6.00	6.00
FOUNTAIN PEN HERO/WINGS/CHINA	EACH	40.00	40.00	50.00	50.00	45.00	50.00	35.00
PRIVATE SCHOOL FEE ENGLISH MEDIUM AVERAGE STANDARD (CLASS I)	PER MONTH	1100.00	900.00	2100.00	1400.00	2191.67	866.67	1300.00
PRIVATE SCHOOL FEE ENGLISH MEDIUM AVERAGE STANDARD (CLASS V)	PER MONTH	1300.00	1000.00	2200.00	1400.00	2466.67	966.67	1350.00
PRIVATE SCHOOL FEE ENGLISH MEDIUM AVERAGE STANDARD (CLASS VI)	PER MONTH	1500.00	1000.00	2400.00	1500.00	2650.00	1150.00	1400.00
PRIVATE SCHOOL FEE ENGLISH MEDIUM AVERAGE STANDARD (CLASS X)	PER MONTH	1700.00	1200.00	2200.00	1700.00	2908.33	1533.33	2000.00
PRIVATE MEDICL COLLEGE FEE MBBS (1ST YEAR)	PER MONTH	0.00	0.00	25000.00	0.00	48750.00	0.00	0.00
PRIVATE ENGINEERING COLLEGE FEE (ISTR YEAR)	PER MONTH	0.00	0.00	3200.00	0.00	0.00	0.00	0.00
GOVT. COLLEGE FEE 1ST. YEAR	MONTH	50.00	50.00	50.00	50.00	50.00	50.00	50.00
GOVT. COLLEGE FEE 4TH. YEAR	MONTH	60.00	60.00	60.00	60.00	60.00	60.00	60.00
GOVT. UNIVERSITY FEE MSC.	MONTH	77.50	0.00	70.00	115.00	217.00	217.00	330.00
GOVT. MED. COLLEGE FEE MBBS	MONTH	873.00	873.00	1250.00	0.00	1250.00	873.00	1250.00
GOVT. ENGG. COLL. FEE I YEAR	MONTH	1558.00	0.00	3200.00	0.00	1666.67	500.00	0.00
COACHING FEE FOR CLASS IX/X	PER MONTH	500.00	550.00	1200.00	1200.00	800.00	500.00	500.00
COACHING CHARGES FOR CLASS 1ST YEAR/INTER (SCIENCE)	PER MONTH	1000.00	1900.00	1700.00	2000.00	1200.00	900.00	1500.00
COACHING CHARGES FOR CLASS 1ST YEAR/INTER (COMMERCE)	PER MONTH	1000.00	2400.00	1375.00	2000.00	1133.33	900.00	1000.00
I.T. TUITION FEES	PER MONTH	3900.00	0.00	1550.00	2000.00	1133.00	0.00	2000.00
MBA TUITION FEES	PER MONTH	2000.00	0.00	15000.00	0.00	6666.67	0.00	2000.00
BREAD TANDOORI ST. SIZE	EACH	6.00	7.00	6.00	6.00	6.00	5.50	5.00
COOKED MUTTON (AV. HOTEL)	PLATE	120.00	125.00	135.00	150.00	105.00	135.00	100.00
COOKED BEEF (AV. HOTEL)	PLATE	65.00	60.00	72.50	90.00	80.00	80.00	60.00
COOKED DAL (AV. HOTEL)	PLATE	40.00	32.50	42.50	70.00	40.00	45.00	35.00
CHICKEN BIRYANI FULL/DOUBLE	PLATE	120.00	120.00	120.00	200.00	131.67	100.00	80.00
TEA PREPARED (ORDINARY)	CUP	20.00	15.00	20.00	20.00	20.00	17.50	20.00
HAIRCUT CHARGES FOR MEN	P/CUT	60.00	60.00	62.50	60.00	65.00	55.00	55.00
BEAUTY PORL HAIR STYL CHARGE	P/STY.	300.00	187.50	212.50	300.00	225.00	190.00	200.00
SHAVING CHARGES	PER SHV	40.00	40.00	32.50	30.00	30.00	30.00	35.00
LIPSTICK S.MISS/MEDORA	EACH	110.00	90.00	110.00	110.00	110.00	120.00	110.00
NAIL POLISH S.MISS/MEDORA	EACH	60.00	52.50	105.00	115.00	100.00	100.00	55.00
PERFUME MED.SIZE MEDORA/BROACH	EACH	120.00	180.00	200.00	200.00	120.00	120.00	180.00
HAIR-OIL AMLA/CHAMBELI	BOTTLE	110.00	100.00	120.00	120.00	120.00	120.00	120.00
TOILET SOAP LUX 95 GRAMS	EACH	44.78	33.04	38.00	33.00	32.00	32.00	33.00
TOILET SOAP LIFEBOUY 140 GRM	EACH	37.00	37.00	37.00	37.00	35.00	35.00	37.00
TOILET SOAP SAFEGUARD BATH SIZE	EACH	46.00	46.00	46.00	46.00	46.00	46.00	46.00
TOOTHPASTE MACKLINES 70 GRM	EACH	50.00	50.00	50.00	50.00	50.00	50.00	50.00
TOOTHPAST MED SIZE CLGATE 70 GMS	EACH	60.66	70.00	82.50	80.00	75.00	75.00	85.00
TOOTHBRUSH SHEILD A/PLAQUE	EACH	45.00	40.00	75.00	60.00	30.00	25.00	35.00
TOOTHPOWDER DENTONIC 90 GRM	EACH	25.00	25.00	32.00	30.00	30.00	30.00	30.00
HAIR-COLOUR BEGIN (6 GMS)	EACH	105.00	100.00	100.00	100.00	105.00	105.00	105.00
HAIR COLOUR (KALAKOLA)	BOTTLE	140.00	120.00	120.00	130.00	130.00	130.00	130.00
FACECREAM PONDS (MEDIUM)	EACH	120.00	105.00	110.00	120.00	120.00	120.00	110.00
TALC POWDER VICE ROAY,B.CAT	EACH	145.00	120.00	150.00	150.00	145.00	145.00	145.00
BLADE TREET ORDINARY 10'S	PKT.	40.00	32.50	30.00	30.00	30.00	30.00	35.00
BLADE 7-O-CLOCK STAIN. 5'S	PKT.	35.00	30.00	30.00	35.00	35.00	35.00	35.00
SHAMPOO SUNSILK/PAINTIN 100 ML	BOTTLE	110.00	110.00	99.00	100.00	110.00	110.00	110.00
BEAUTY CREAM (FAIR & LOVELY)	EACH	185.00	99.00	75.00	185.00	185.00	185.00	110.00
HAIR REMOVING CREAM (EU-CREAM)	TUBE	65.00	65.00	60.00	65.00	60.00	65.00	65.00
GEL MEDIUM SIZE	BOTTLE	60.00	65.00	95.00	125.00	100.00	100.00	155.00
DISPOSABLE RAZOR GILLET-II	EACH	40.00	40.00	37.50	42.00	40.00	40.00	40.00
SHAVING CREAM TOUCH-ME/ADM.	EACH	65.00	60.00	55.00	75.00	65.00	65.00	65.00
GOLD TEZABI 24 CT	10 GM.	42000.00	41750.00	42400.00	41409.00	41280.00	41280.00	41580.00
SILVER TEZABI 24 CT	10 GM.	600.00	625.00	600.00	582.00	575.00	575.00	596.00
ARTIFICIAL JEWELLARY SET	SET	800.00	200.00	575.00	400.00	656.25	575.00	450.00
WRIST WATCH GENTS CITIZEN (ORIGINAL) ***	EACH	2500.00	2450.00	5250.00	5000.00	2500.00	2600.00	2500.00
WRIST WATCH LADIES CITIZEN (ORIGINAL) ***	EACH	2400.00	2400.00	5250.00	5000.00	2500.00	0.00	2500.00
WALL CLOCK QUARTZ AV.QLTY	EACH	425.00	310.00	537.50	1000.00	400.00	325.00	550.00
SUITCASE REXIN (24"x16"x6")	EACH	900.00	692.50	1150.00	1500.00	775.00	725.00	1200.00
TRUNK MEDIUM SIZE ***	EACH	1500.00	1300.00	1450.00	1400.00	1191.67	1325.00	1500.00
PURSE LADIES (LEATHER) AVERAGE QUALITY	EACH	750.00	450.00	475.00	900.00	1266.67	1300.00	450.00

7.11 Intercity Consumer Prices May, 2016

Description	Unit	Vehari	Sargodha	Mianwali	Bahawal-pur	Bahawal-nagar	R.Y. Khan
WHEAT	10 KG.	287.50	300.00	330.00	303.75	288.75	313.00
WHEAT FLOUR FINE/SUPERIOR.	KG.	38.00	40.00	43.00	37.00	39.00	40.00
WHEAT FLOUR AVG. QLTY	KG.	37.00	34.50	38.00	35.00	35.00	39.00
WHEAT FLOUR BAG	10 KG.	360.00	320.00	380.00	350.00	340.00	360.00
MAIDA	KG.	50.00	55.00	50.00	48.00	49.00	50.00
SUJI	KG.	50.00	55.00	52.00	50.00	50.00	50.00
BESAN AV. QLTY.	KG.	150.00	135.00	130.00	145.00	140.00	135.00
RICE BASMATI SUP. QLTY.	KG.	112.50	95.00	120.00	125.00	95.00	110.00
RICE BASMATI 385/386	KG.	47.50	60.00	80.00	95.00	55.00	60.00
RICE BASMATI BROKEN AV.QLTY	KG.	67.50	47.50	60.00	55.00	47.50	65.00
RICE IRRI-6 (SINDH/PUNJAB)	KG.	40.00	47.50	45.00	47.50	40.00	35.00
VERMICELLI	KG.	80.00	70.00	90.00	85.00	80.00	80.00
BREAD PLAIN MEDIUM SIZE	EACH	60.00	40.00	40.00	45.00	40.00	35.00
RUSK (PAPAY)	KG.	200.00	195.00	200.00	220.00	210.00	200.00
BISCUITS-PACKED	PKT	40.00	35.00	35.00	35.00	35.00	35.00
BISCUIT-BAKERY (LOOSE)	250 GM	80.00	80.00	80.00	97.50	70.00	75.00
CORNFLAKS FAUJI 225 GM.	PKT	171.00	196.00	200.00	176.40	180.00	171.00
SAMOSA (VEGATABLE)	EACH	15.00	17.50	20.00	10.00	20.00	15.00
PASTRY AV.QLTY.	EACH	30.00	30.00	30.00	40.00	25.00	30.00
PATTIES (VEGATABLES)	EACH	15.00	30.00	30.00	20.00	20.00	25.00
NIMCO	250 GM	70.00	60.00	80.00	60.00	80.00	100.00
CHIPS	250 GM	63.75	100.00	40.00	70.00	60.00	128.00
BEEF WITH BONE AV.QLTY.	KG	270.00	290.00	300.00	300.00	280.00	260.00
MUTTON AV.QLTY.	KG	500.00	625.00	550.00	600.00	550.00	500.00
CHICKEN FARM BROILER (LIVE)	KG	230.00	165.00	130.00	150.00	148.00	143.00
FISH-RAHU MEDIUM SIZE	KG	350.00	220.00	350.00	290.00	250.00	280.00
MILK FRESH (UNBOILED)	LTR.	67.50	65.00	70.00	67.50	66.25	60.00
CURD	KG.	77.50	80.00	80.00	80.00	80.00	80.00
MILK TETRA PACK 1/2 LTR.	PKT.	60.00	60.00	60.00	60.00	60.00	60.00
LACTOGEN 400 GRAMS	PKT.	436.00	432.50	435.00	435.00	435.00	425.00
POWDER MILK NIDO 400GM.	PKT	400.00	380.00	380.00	389.74	390.00	375.00
MILK POWDER LOOSE/PACKED	KG.	450.00	545.00	450.00	475.00	550.00	480.00
BUTTER LOCAL PACKED	50 GM.	30.00	30.00	40.00	40.00	21.42	25.00
EGGS FARM	DOZ	60.00	68.00	75.00	62.00	65.00	64.00
MUSTARD OIL AV.QLTY.	KG.	135.00	175.00	180.00	160.00	155.00	160.00
COOKING OIL (DALDA)	2.5LTR	445.00	445.00	445.00	445.00	445.00	465.00
COOKING OIL (PAKWAN) OTHER BRAND SPECIFY	2.5 LTR	410.00	340.00	400.00	395.00	429.16	383.00
VEGETABLE GHEE TIN	2.5KG.	441.25	440.00	440.00	440.00	440.00	460.00
VEGETABLE GHEE (LOOSE)	KG.	162.50	133.00	120.00	145.00	135.00	142.00
DATES AV.QLTY.	KG.	190.00	145.00	200.00	190.00	200.00	160.00
PISTACHIO AV.QLTY.	50 GM.	127.50	125.00	100.00	105.00	120.00	110.00
ALMONDS WHOLE AV.QLTY.	KG.	775.00	600.00	450.00	425.00	750.00	650.00
COCONUT DRY AV.QLTY.	KG.	290.00	245.00	320.00	272.50	280.00	260.00
RAISINS AV.QLTY.	50 GM.	27.50	20.00	25.00	23.00	20.00	18.00
GROUNDNUTS (WITH SHELL)	KG.	160.00	210.00	180.00	230.00	155.00	180.00
MALTA/MOSAMBI	DOZ	0.00	0.00	0.00	0.00	0.00	0.00
KINNU	DOZ	0.00	190.00	240.00	0.00	0.00	0.00
APPLE	KG	180.00	75.00	140.00	115.00	150.00	150.00
ALOO BUKHARA	KG	0.00	0.00	0.00	500.00	0.00	0.00
POMEGRANATE (ANNAR)	KG	0.00	0.00	0.00	0.00	0.00	0.00
GRAPES	KG	0.00	0.00	0.00	0.00	0.00	0.00
BANANAS	DOZ	90.00	75.00	70.00	70.00	72.50	70.00
MANGO KALMI	KG	110.00	110.00	0.00	135.00	120.00	120.00
GUAVA	KG	0.00	0.00	0.00	0.00	0.00	0.00
WATERMELON (TURBOOZ)	KG	22.50	15.00	0.00	20.00	20.00	10.00
MUSKMELON (KHARBOOZA)	KG	22.50	27.50	80.00	25.00	27.50	40.00
SWEETMELON (GARMA)	KG	0.00	0.00	0.00	0.00	0.00	0.00
PULSE MASOOR (WHOLE)	KG.	150.00	135.00	175.00	130.00	140.00	135.00
PULSE MASOOR (WASHED)	KG.	150.00	155.00	180.00	140.00	147.50	140.00
PULSE MOONG (WASHED)	KG.	175.00	145.00	160.00	155.00	160.00	150.00
PULSE MASH (WASHED)	KG.	320.00	275.00	260.00	275.00	275.00	275.00
PULSE GRAM	KG.	155.00	130.00	130.00	150.00	140.00	140.00

Contd.

7.11 Intercity Consumer Prices May, 2016

Description	Unit	Vehari	Sargodha	Mianwali	Bahawal-pur	Bahawal-nagar	R.Y. Khan
WHEAT	10 KG.	287.50	300.00	330.00	303.75	288.75	313.00
GRAM WHOLE BLACK AV QLTY.	KG.	145.00	140.00	110.00	107.50	130.00	130.00
GRAM WHOLE YELLOW AV.QLTY	KG.	155.00	150.00	120.00	120.00	140.00	160.00
BEANS (LAL LOBIA)	KG.	200.00	145.00	160.00	150.00	160.00	140.00
POTATOES	KG	20.00	15.00	20.00	20.00	17.50	15.00
ONION	KG	20.00	32.50	40.00	27.50	25.00	30.00
TURNIP	KG	0.00	0.00	0.00	0.00	0.00	0.00
RADISH	KG	0.00	0.00	0.00	0.00	0.00	0.00
TOMATOES	KG	10.00	20.00	30.00	17.50	10.00	48.75
CABBAGE	KG	0.00	0.00	0.00	0.00	0.00	0.00
CAULIFLOWER	KG	0.00	0.00	0.00	0.00	0.00	0.00
BRINJAL	KG	35.00	40.00	40.00	57.50	20.00	30.00
PUMPKIN	KG	25.00	15.00	35.00	30.00	20.00	20.00
BOTTLEGOURD	KG	0.00	22.50	50.00	27.50	22.50	20.00
LADY FINGER	KG	30.00	60.00	120.00	42.50	30.00	40.00
PEAS	KG	0.00	0.00	0.00	0.00	0.00	0.00
SPINACH	KG	0.00	0.00	0.00	0.00	0.00	0.00
TINDA	KG	40.00	55.00	40.00	90.00	60.00	50.00
TURAI	KG	30.00	40.00	0.00	42.50	60.00	30.00
KARAILA	KG	30.00	22.50	80.00	27.50	30.00	20.00
ARVI	KG	0.00	0.00	0.00	0.00	0.00	0.00
CHILLIES GREEN	KG	30.00	60.00	80.00	60.00	30.00	40.00
CARROT	KG	0.00	0.00	0.00	0.00	0.00	0.00
COCUMBER (KHEERA)	KG	17.50	22.50	35.00	20.00	20.00	40.00
LEMON	250GM	65.00	50.00	50.00	60.00	50.00	40.00
SUGAR REFINED	KG.	62.00	63.00	62.00	65.00	62.00	62.00
GUR AV.QLTY	KG.	80.00	77.50	100.00	82.50	75.00	80.00
HONEY LANGANESE 500 GM.	BOTTLE	910.00	882.50	850.00	850.00	850.00	800.00
MILO 200 GM.	BOTTLE	280.00	220.00	240.00	220.00	218.18	195.00
CUSTARD POWDER RAFHAN 300 GM.	PKT	80.00	80.00	75.00	80.00	80.00	80.00
TOFFEE (HILAL)	EACH	2.00	2.00	1.00	1.00	2.00	2.00
CHOWKELATE CANDY (SMALL SIZE)	EACH	5.00	5.00	6.00	5.00	5.00	5.00
SWEETMEAT (MIXED)	KG	320.00	280.00	300.00	355.00	280.00	350.00
ICE CREAM WALLS	CUP.	45.00	40.00	40.00	40.00	40.00	45.00
ICE	KG	5.50	13.50	5.00	7.50	10.00	8.00
JAM AHMED/MITCHELLES	BOTTLE	140.00	135.00	140.00	140.00	140.00	140.00
SQUASH-MITCHELLES	BOTTLE	147.50	150.00	160.00	160.00	165.00	160.00
ROOH AFZA	BOTTLE	150.00	160.00	160.00	160.00	160.00	160.00
JAM-E-SHIREEN	BOTTLE	170.00	165.00	160.00	170.00	170.00	170.00
SAUNF	50 GM	17.50	15.00	20.00	22.00	16.00	15.00
CINAMON LOOSE AV. QLTY	50 GM.	20.00	30.00	20.00	20.00	20.00	25.00
CUMINSEED WHITE NATIONAL	50 GM.	54.00	52.00	52.00	52.00	55.00	54.00
PEPPER BLACK NATIONAL	50 GM.	105.00	100.00	100.00	100.00	100.00	100.00
CLOVES LOOSE AV.QLTY	50 GM.	100.00	120.00	100.00	105.00	100.00	80.00
CARDAMOM LARGE LOOSE AV.QLTY	50 GM.	180.00	190.00	120.00	137.50	130.00	170.00
CARDAMOM SMALL AV.QLTY	50 GM.	120.00	100.00	120.00	115.00	100.00	100.00
SALT-POWDERED (LAHORI) LOOSE	KG.	12.00	10.00	10.00	12.00	10.00	10.00
SALT POWDERED (NATIONAL/SHAN)	PKT	25.00	25.00	25.00	25.00	25.00	25.00
CHILLIES POWD.NATIONAL 200GM	PKT	105.00	105.00	105.00	105.00	105.00	105.00
CHILLIES POWDER LOOS	KG.	260.00	295.00	330.00	225.00	240.00	280.00
CORRIANDER SEED POWD.NATIONAL	PKT	104.00	108.00	104.00	104.00	104.00	78.00
CORRIANDER SEED (LOOSE)	KG.	305.00	290.00	320.00	312.50	247.50	280.00
TURMERIC POWD.NATIONAL 50GM	PKT.	35.00	35.00	35.00	35.00	35.00	35.00
CURRY POWD. NATIONAL 200 GM	PKT.	87.00	87.00	87.00	87.00	86.00	86.00
TOMATO KETCHUP AHMED/MITCHL	BOTTLE	100.00	95.00	90.00	70.00	120.00	120.00
PICKLES AHMED/MITCHELLES	BOTTLE	130.00	105.00	110.00	105.00	120.00	120.00
VINEGAR SYNTHETIC (SIRKA)	BOTTLE	85.00	50.00	70.00	85.00	90.00	85.00
GARLIC	KG	110.00	200.00	240.00	190.00	200.00	160.00
GINGER	KG	100.00	105.00	200.00	125.00	80.00	100.00
TAPAL DANEDAR TEA 200GM PACKET	PKT	157.89	157.89	158.00	157.89	157.89	158.00
TEA LIPTON YELLOW LABEL 200GM.	PKT.	157.21	157.89	168.00	157.89	157.89	158.00
TEA LOOSE KENYA AV.QLTY 250GM.	PKT.	165.00	135.00	150.00	132.50	140.00	120.00

Contd.

7.11 Intercity Consumer Prices May, 2016

Description	Unit	Vehari	Sargodha	Mianwali	Bahawal-pur	Bahawal-nagar	R.Y. Khan
WHEAT	10 KG.	287.50	300.00	330.00	303.75	288.75	313.00
COFFEE-NESCAFE 75 GM. **	BOTTLE	350.00	315.00	320.00	330.00	340.00	330.00
COLD DRINK (STANDARD SIZ)	BOTTLE	22.00	25.00	25.00	25.00	25.00	25.00
FRUIT JUICE TETRA PACK	PKT.	20.00	22.50	20.00	15.00	20.00	15.00
MINERAL WATER NESTLE 1.5 LTR	BOTTLE	50.00	50.00	50.00	50.00	50.00	50.00
CIGARETTES K-2 10'S **	PKT	60.00	60.00	0.00	57.00	55.00	60.00
CIGARETTES CAPSTAN 10'S **	PKT	65.00	65.00	65.00	65.00	65.00	65.00
CIGARETTES GOLD LEAF 20'S	PKT	120.00	122.50	120.00	120.00	120.00	120.00
CIGARETTES MORVEN GOLD 20'S	PKT	70.00	65.00	65.00	70.00	70.00	70.00
BETEL LEAVES	50GM.	90.00	75.00	75.00	105.00	55.00	60.00
BETEL NUTS	KG.	360.00	330.00	290.00	355.00	350.00	320.00
LONG CLOTH 57" GUL AHMED/AL-KARAM	METER	205.00	235.00	200.00	180.00	270.00	270.00
SHIRTING AV.QLTY.	METER	190.00	140.00	150.00	115.00	200.00	220.00
PANT CLOTH W & WEAR AV.QLTY	METER	550.00	550.00	400.00	525.00	550.00	500.00
LAWN PRINTED GUL AHMED/AL-KARAM	METER	290.00	360.00	200.00	383.50	360.00	360.00
GEORGETTE AV.QLTY	METER	285.00	145.00	105.00	110.00	250.00	250.00
LINEN AV.QLTY ***	METER	247.50	145.00	140.00	125.00	260.00	260.00
HEAVY WT SUITING LAWERNCPUR AVG QLTY	METER	1200.00	950.00	950.00	1600.00	1500.00	1300.00
HEAVY WT SUITING LAWERNCPUR SUP QLTY	METER	1950.00	1350.00	1200.00	2255.00	2000.00	1600.00
TROPICAL SUITING LAW.PUR	METER	1000.00	1100.00	950.00	1470.00	1400.00	1100.00
PANT BOY 24"/26" LENGTH.	EACH	637.50	450.00	350.00	462.50	550.00	500.00
SHIRT BOY 24"/26" LENGTH	EACH	412.50	300.00	275.00	387.50	490.00	490.00
SCHOOL UNI. PANT,SHIRT BOYS	SUIT	462.50	525.00	600.00	725.00	1000.00	925.00
SCHOOL UNI. KAMEEZ,SHAL.BOYS	SUIT	500.00	475.00	600.00	725.00	950.00	700.00
SCHOOL UNI. KAMEEZ,SHAL.GIRL	SUIT	450.00	475.00	700.00	687.50	950.00	800.00
FROCK W/WEAR GIRLS	EACH	825.00	1000.00	1000.00	2700.00	1500.00	995.00
AWAMI-SUIT W & W(BOY) 24"/26	SUIT	875.00	750.00	1400.00	775.00	1562.50	1550.00
AWAMI-SUIT W&W (GENTS)AV.QLTY	SUIT	1250.00	1900.00	1400.00	1150.00	1800.00	1585.00
PULLOVER GENTS OXFORD/BON.	EACH	3000.00	3300.00	2300.00	2890.00	3190.00	3190.00
PULLOVER LADIES OXFORD/BON.	EACH	3000.00	2300.00	2300.00	2500.00	3090.00	2890.00
PULLOVER (GENTS) OTHERS A.QTY	EACH	790.00	925.00	800.00	950.00	1400.00	800.00
SECOND-HAND COAT FOR MEN	EACH	175.00	250.00	420.00	1150.00	700.00	425.00
SECONDHAND SWEETER FOR MEN DUP QLTY	EACH	100.00	225.00	150.00	425.00	400.00	175.00
SECONDHAND WINTER JACKET	EACH	245.00	325.00	300.00	650.00	500.00	325.00
UNDERWEAR AV.QLTY MEDIUM SIZE	EACH	87.50	110.00	150.00	110.00	200.00	225.00
VEST FOR MEN AV.QLTY.	EACH	115.00	110.00	170.00	187.50	220.00	230.00
VEST/SHAMEEZ (WOMEN) AVG. QLTY	EACH	137.50	100.00	150.00	175.00	200.00	175.00
SOCKS NYLON (PAKISTANI)	PAIR	77.50	110.00	100.00	115.00	120.00	125.00
BRASSIER AV.QLTY.	EACH	95.00	110.00	200.00	160.00	240.00	245.00
BRASSIER SUP QLTY	EACH	250.00	425.00	600.00	387.50	650.00	650.00
DOPATTA GEORGETTE AV.QLTY.	EACH	375.00	260.00	200.00	337.50	450.00	450.00
DOPATTA COTTON AV GLTY	EACH	245.00	250.00	180.00	337.50	400.00	250.00
CHADDAR (W/WEAR) (2x2.5 MTR)	EACH	462.50	350.00	300.00	425.00	650.00	450.00
LUNGI/DHOTI(COTTON) AVG. QLTY	EACH	300.00	275.00	295.00	287.50	400.00	300.00
HANDKERCHIEF AVG. QLTY PAK	EACH	45.00	35.00	50.00	32.50	60.00	35.00
HANDKERCHIEF SUP. QLTY PAK	EACH	65.00	65.00	60.00	95.00	70.00	60.00
GLOVES AV QLTY	PAIR	72.50	110.00	115.00	115.00	150.00	175.00
AZARBAND COTTON AVG. QLTY	EACH	17.50	17.50	15.00	15.00	15.00	15.00
SEWING THREAD/REEL(ASLI PARI)	EACH	10.00	6.50	6.00	5.00	6.00	6.00
WASHING CHARGES PAINT & SHIRT	SUIT	100.00	155.00	150.00	125.00	70.00	70.00
DRY CLEANING SUIT COAT PANT	SUIT	350.00	375.00	392.50	487.50	350.00	400.00
WASHING CH. (KAMIZ-SHALWAR)	PAIR	80.00	90.00	70.00	95.00	60.00	70.00
TAILORING SHIRT	EACH	400.00	375.00	300.00	475.00	300.00	500.00
TAILORING CHARGES PANT (MEN)	EACH	675.00	750.00	500.00	650.00	500.00	500.00
TAILORING COAT-PANT SUIT	SUIT	5750.00	3750.00	3050.00	5750.00	4000.00	4000.00
TAILORING AWAMI-SUIT (MALE)	SUIT	425.00	550.00	500.00	600.00	500.00	650.00
TAILORING SUIT FEMALE	SUIT	400.00	550.00	300.00	525.00	400.00	500.00
GENTS SHOES PAUL BATA	PAIR	1199.00	1199.00	1199.00	1199.00	1199.00	1199.00
GENTS SANDAL BATA	PAIR	699.00	699.00	699.00	699.00	699.00	699.00
GENTS SPOUNG CHAPPAL BATA	PAIR	199.00	199.00	199.00	199.00	199.00	199.00
LADIES SANDAL BATA	PAIR	499.00	499.00	499.00	499.00	499.00	499.00
LADIES SPOUNG CHAPPAL BATA	PAIR	179.00	179.00	179.00	179.00	179.00	179.00

Contd.

7.11 Intercity Consumer Prices May, 2016

Description	Unit	Vehari	Sargodha	Mianwali	Bahawal-pur	Bahawal-nagar	R.Y. Khan
WHEAT	10 KG.	287.50	300.00	330.00	303.75	288.75	313.00
CHILD SHOE POWER LITE BATA	PAIR	599.00	599.00	599.00	599.00	599.00	599.00
GENTS SHOE, ART 1109 SERVICE	PAIR	999.00	999.00	999.00	999.00	999.00	999.00
NYLON JOGGER 27 SIZE 2-5 ***	PAIR	1299.00	1299.00	1299.00	1299.00	1299.00	1299.00
CHINA FOOT WEAR AV. QLTY (MALE) *	PAIR	675.00	575.00	400.00	1150.00	500.00	500.00
CHINA FOOT WEAR AV. QLTY (FEMALE) *	PAIR	387.50	550.00	400.00	1150.00	400.00	400.00
CHINA FOOT WEAR AV. QLTY (CHILDREN) *	PAIR	375.00	400.00	400.00	875.00	400.00	400.00
SHOE REPAIR HALF SOLE	PAIR	65.00	150.00	80.00	110.00	100.00	100.00
SHOES POLISH CHARGES AVERAGE SHOP	PAIR	25.00	20.00	15.00	20.00	20.00	25.00
HOUSE RENT (combined)	MONTH	5065.00	6423.00	3875.00	7787.40	4500.46	4341.00
rent 2	pm	5065.00	6423.00	3875.00	7787.40	4500.46	4341.00
RENT3	PM	5065.00	6423.00	3875.00	7787.40	4500.46	4341.00
RENT4	PM	5065.00	6423.00	3875.00	7787.40	4500.46	4341.00
RENT5	PM	5065.00	6423.00	3875.00	7787.40	4500.46	4341.00
RENT6	PM	5065.00	6423.00	3875.00	7787.40	4500.46	4341.00
SYNTHETIC ENEMAL ROBIALAC BALTI 3.64 LTR.	EACH	2258.00	1947.74	1700.00	2258.00	2258.00	2191.87
SYNTHETIC ENEMAL ICI BALTI 3.64 LTR.	EACH	2185.00	1938.84	1975.00	2184.00	2191.00	2185.00
CEMENT (LOCAL) SPECIFY BRAND NAME	BAG	482.50	480.00	500.00	505.00	485.00	480.00
BRICKS (NEW) IST CLASS	P/1000	5250.00	7200.00	4900.00	5000.00	4650.00	6000.00
CEMENT BLOCKS (6"x8"x12")	P/100	0.00	0.00	0.00	0.00	0.00	3500.00
BAJREE	100CFT	5100.00	3700.00	2500.00	5000.00	5500.00	5500.00
SAND (BLACK PIT SAND)	K100CFT	1600.00	1450.00	2500.00	2300.00	2000.00	2500.00
TIMBER SHESHAM LOG IST QUALITY	cubmt.	51502.00	63566.00	44000.00	49440.50	56501.00	56494.00
IRON BAR (M.S. BAR) 1/2"	P/TON	73750.00	65500.00	72000.00	72000.00	65000.00	64000.00
CARPENTER WAGE RATE	P/DAY	575.00	800.00	900.00	675.00	700.00	800.00
MASON (RAJ) WAGE RATE	P/DAY	687.50	950.00	900.00	775.00	700.00	800.00
UNSKILLED LABOUR WAGE RATE	P/DAY	350.00	600.00	450.00	450.00	400.00	400.00
PLUMBER WAGE RSTE	P/DAY	700.00	1000.00	900.00	675.00	700.00	800.00
ELECTICIAN WAGE RATE PER DAY **	P/DAY	650.00	900.00	900.00	0.00	700.00	0.00
ELECTICIAN WAGE RATE PER POINT **	P/PNT	70.00	120.00	75.00	100.00	100.00	100.00
WATER CHARGES PER HOUSE	P/MONTH	50.00	125.00	65.00	60.00	100.00	70.00
ELECT.CHARGES UPTO 50 UNITS	P/UNIT	2.00	2.00	0.00	2.00	2.00	2.00
ELECT.CHARGES 01 - 100 UNIT	P/UNIT	6.18	6.18	6.18	6.18	6.18	6.18
ELECT.CHARGES 101 - 300 UNIT	P/UNIT	9.54	9.54	9.54	9.54	9.54	9.54
ELECT.CHARGES 301 - 1000 UNIT	P/UNIT	16.39	16.39	16.39	16.39	16.39	16.39
ELECT.CHARGES ABOVE 1000 UNIT	P/UNIT	18.39	18.39	18.39	18.39	18.39	18.39
ELEC	PM	10.50	10.50	10.50	10.50	10.50	10.50
GAS CHRg upto 3.3719 MMBTU	MMBTU	0.00	128.70	0.00	128.70	0.00	128.70
GAS CHRg 3.3719 - 6.7438 MMBTU	MMBTU	0.00	257.40	0.00	257.40	0.00	257.40
GAS CHRg 6.7438 - 10.1157 MMBTU	MMBTU	0.00	257.40	0.00	257.40	0.00	257.40
GAS CHRg10.1157 - 13.4876 MMBTU	MMBTU	0.00	702.00	0.00	702.00	0.00	702.00
GAS	PM	0.00	702.00	0.00	702.00	0.00	702.00
GAS	PM	0.00	409.50	0.00	409.50	0.00	409.50
KEROSENE OIL	LTR	90.00	75.00	90.00	66.00	80.00	80.00
FIREWOOD WHOLE	40 KG.	470.00	500.00	350.00	625.00	550.00	500.00
CHAIR SHESHAM WOOD WITH ARMS **	EACH	2025.00	2900.00	1800.00	2900.00	3000.00	1400.00
CHAIR PLASTIC (CHAIRMAN) AVERAGE QUALITY	EACH	650.00	950.00	800.00	1450.00	850.00	850.00
TABLE SHESHAM WOOD (4X2X5") ***	EACH	3000.00	4100.00	3600.00	7800.00	10000.00	6000.00
SOFASET WOODEN WITH FOAM SEAT **	SET	15500.00	18000.00	15000.00	28500.00	16000.00	20000.00
COT IRON (WITH NIWAR)AV.QLTY.	EACH	1450.00	2100.00	2000.00	3900.00	2200.00	2500.00
ALMIRAH (STEEL) 6'X3' 20 GUAGE	EACH	12500.00	11000.00	8500.00	14500.00	12000.00	8000.00
DINNING TABLE 6 CHAIRS A.QLTY	SET	30000.00	24500.00	12000.00	33000.00	25000.00	30000.00
SINGLE BED WITHOUT FOAM MED.	EACH	5750.00	5750.00	4000.00	9250.00	6500.00	6500.00
MATRESS SINGLE(4"THICK)	EACH	5075.00	5000.00	4500.00	5700.00	5700.00	5700.00
FARSHI DARI 12'X9' AV.QLTY	EACH	1275.00	1350.00	1500.00	1950.00	1500.00	1300.00
DARI COTTON (6'x2 1/2') AV.QL	EACH	375.00	550.00	725.00	1550.00	800.00	450.00
CARPET PLAIN AV. QLTY	SQFT.	25.00	37.50	55.00	27.50	42.00	35.00
QUILT (LIHAF) 3 KG. COTTON	EACH	950.00	1650.00	1000.00	1350.00	1200.00	800.00
BLANKET (90" x 54")	EACH	4750.00	4750.00	3200.00	4900.00	4400.00	4000.00
BEDSHEET SINGLE BED SUP.QLTY	EACH	625.00	775.00	500.00	1450.00	800.00	500.00
BED SHEET DOUBLE WITH TWO PILLOW COVERS SUP QLTY	SET	1225.00	1350.00	850.00	2250.00	2500.00	1800.00
TOWEL(3'x2') AV. QALTY	EACH	285.00	190.00	280.00	187.50	450.00	300.00

Contd.

7.11 Intercity Consumer Prices May, 2016

Description	Unit	Vehari	Sargodha	Mianwali	Bahawal-pur	Bahawal-nagar	R.Y. Khan
WHEAT	10 KG.	287.50	300.00	330.00	303.75	288.75	313.00
CEILING FAN 48" SUPER QLTY **	EACH	2900.00	3750.00	3350.00	2600.00	3395.00	3000.00
PEDESTAL FAN 22" SUPER QLTY	EACH	4050.00	4350.00	3500.00	4000.00	4870.00	4300.00
REFG. DAWLENCE 10 CFT. D.DOOR	EACH	30400.00	33000.00	28500.00	30500.00	32400.00	30500.00
D-FREEZER WAVES 8 CFT.	EACH	30400.00	29750.00	0.00	31000.00	30000.00	29000.00
AIRCONDITIONER 1.5 TON PEL	EACH	35000.00	35000.00	41000.00	38500.00	38500.00	41000.00
SPLIT AIR CONDITIONER 1.5 TON (SPECIFY BRAND NAME)	EACH	45500.00	33325.00	41000.00	46000.00	45000.00	43000.00
AIRCOOLER SUPER ASIA	EACH	14250.00	13500.00	10000.00	14600.00	15500.00	11375.00
WASHING MACHINE SINGER	EACH	15600.00	16500.00	15000.00	18650.00	15850.00	14700.00
SEWING MACHINE(SINGER)	EACH	6000.00	5810.00	5210.00	5995.00	6200.00	6260.00
GIZER LARGE SIZE 30 GALLON CAPACITY SUP QLTY	EACH	23000.00	19500.00	14800.00	18000.00	17500.00	17200.00
GAS BURNER DOUBLE SPFY.BRAND	EACH	1650.00	1800.00	1550.00	1750.00	2200.00	2000.00
ELECT. IRON PHILIPS MDL.1120	EACH	2250.00	2500.00	1600.00	1400.00	2000.00	2200.00
ELECTRIC JUICER FOR APPLE	EACH	7800.00	4250.00	6500.00	4800.00	6000.00	4270.00
S.STEEL DEGHCHI MEDIUM SIZE ***	EACH	750.00	475.00	525.00	1150.00	570.00	570.00
ALUMINIUM COOKING PAN (DEGCHI) MED SIZE	EACH	595.00	475.00	500.00	1050.00	1500.00	1500.00
NON STICK COOKING PAN (DEGCHI) SUP. QLTY	EACH	765.00	825.00	800.00	2100.00	1600.00	1600.00
FRYING PAN STEEL AVG. QLTY MED. SIZE	EACH	290.00	235.00	350.00	700.00	570.00	570.00
TAWA IORN (MEDIUM SIZE) AVG. QLTY	EACH	275.00	210.00	350.00	350.00	350.00	235.00
S.STEEL PLATE A.QLTY.(M.SIZE)	EACH	72.50	65.00	90.00	95.00	75.00	75.00
TABLE SPOON S.STEEL SUP.QLTY.	DOZEN	437.50	525.00	300.00	587.50	450.00	360.00
WATER SET JUG+6 GLASSES (OMROC)	SET	520.00	800.00	600.00	675.00	450.00	412.00
TEA SET PAK. CHINAWARE 21 PCS.	SET	2100.00	1900.00	1500.00	2300.00	2000.00	2100.00
DINNER SET PLASTIC 72 PIECES SUPERIOR QLTY	SET	5550.00	5500.00	7000.00	7250.00	7800.00	7400.00
HOTPOT SET PLASTIC 3 PCS.	SET	1475.00	1450.00	1200.00	2050.00	1250.00	1250.00
BUCKET(BALTI) PLASTIC MED.SIZ	EACH	325.00	375.00	300.00	462.50	370.00	220.00
LOTA PLASTIC (MED SIZE) AVERAGE QUALITY	EACH	55.00	50.00	70.00	75.00	80.00	50.00
PRESURE COOKER 4 LTR.	EACH	1675.00	1300.00	1225.00	2100.00	1580.00	1580.00
WATER COOLER 9/10 LTR.PLASTIC ***	EACH	675.00	675.00	800.00	975.00	600.00	480.00
THERMOS STARVAC 1 LTR	EACH	475.00	450.00	400.00	600.00	450.00	450.00
BULB PHILIPS 100-WATTS	EACH	31.25	30.00	25.00	30.00	30.00	30.00
TUBE LIGHT PHILIPS 40 WATTS	EACH	100.00	100.00	110.00	100.00	100.00	100.00
ELECTRIC BLUBS "0" WATTE LOCAL	EACH	20.00	27.50	20.00	20.00	20.00	25.00
ELECTRIC BLUB ENERGY SAVER 14 WATTS	EACH	165.00	175.00	150.00	167.50	170.00	175.00
WASHING SOAP 250 GMS SPECIFY BRAND NAME	EACH	40.00	40.00	35.00	40.00	40.00	40.00
SURF EXCEL 400 GMS POLY BAG	EACH	125.00	100.00	125.00	100.00	104.00	130.00
WASHING POWDER 1000 GRM	EACH	185.00	150.00	185.00	185.00	185.00	185.00
WASHING POWDER (WHEEL/ BONUS) 100 GRAMS	EACH	90.00	90.00	90.00	90.00	90.00	90.00
CLEANSER POWDER VIM 1000 GM	PKT.	77.77	77.77	72.00	83.33	83.33	83.30
FINIS 500 ML	BOTTLE	160.00	218.75	155.00	237.50	250.00	200.00
PHNYLE TYPHONE/FINIS/CARRANITE 3 LITRES	BOTTLE	145.00	150.00	170.00	165.00	160.00	160.00
HARPIC	BOTTLE	150.00	150.00	150.00	150.00	150.00	150.00
BOOT POLISH CHERRY/KIWI 50ML	EACH	119.04	105.00	105.00	125.00	100.00	100.00
ROBIN BLUE (35 GRAMS)	PKT.	50.00	55.00	50.00	55.00	50.00	50.00
TISSU PAPER PERFUMED 100 PCS.	PKT	110.00	105.00	125.00	110.00	120.00	110.00
TOILET PAPER ROLL (R.PETEL)	P/ROLL	40.00	37.50	40.00	40.00	40.00	40.00
BOOT POLISH LIQUID CHEERY BLOSSOM KIWI 75 ML	BOTTLE	150.00	150.00	130.00	150.00	150.00	150.00
MATCH BOX SMALL	EACH	3.00	2.50	2.00	2.50	2.00	2.00
DRY CELL 1.5 VOLT(LOCAL)	EACH	25.00	15.00	25.00	20.00	30.00	25.00
HAND STITCHING NEEDLE M.SIZE	PACKET	10.00	10.00	9.00	10.00	6.00	6.00
SEWING MACHINE NEEDLE (SINGER)	EACH	5.00	5.00	5.00	5.00	8.50	8.50
HOUSEHOLD SERVANT FEMALE P/T	P/MNTH	1500.00	3750.00	2500.00	2000.00	2000.00	1200.00
MARRIAGE HALL WITH FURNITURE	P/HEAD	125.00	170.00	60.00	95.00	105.00	90.00
SEPTRAN TABLETS	10TAB.	16.10	18.00	16.07	16.00	16.30	16.00
BRUFEN TABS 200-MG.	10TAB.	8.60	10.00	10.00	10.00	10.00	10.00
PANADOL TAB. EXTRA/PLAIN	10TAB.	12.00	12.00	12.00	12.00	12.00	12.00
DISPRIN TAB.	10TAB.	12.40	12.00	12.00	12.40	12.40	12.40
TRISIL TAB.	10 TAB	10.00	10.00	10.00	10.00	10.00	10.00
FLAGYL TAB. 200 MG.	10TAB.	10.00	11.20	10.00	10.00	10.00	10.00
VENTOLIN TAB. 2MG.	10TAB.	9.90	10.00	10.00	10.00	10.00	10.00
DAONIL TAB. 5 MG.	10TAB.	16.92	17.00	17.00	16.92	17.00	16.66
ENTOX TAB.	10TAB.	10.00	10.00	10.00	10.00	10.00	10.00

Contd.

7.11 Intercity Consumer Prices May, 2016

Description	Unit	Vehari	Sargodha	Mianwali	Bahawal-pur	Bahawal-nagar	R.Y. Khan
WHEAT	10 KG.	287.50	300.00	330.00	303.75	288.75	313.00
RENITEC TAB. 5 MG.	10TAB.	58.50	58.50	58.50	58.50	58.50	58.50
CAC. 1000 TAB	BOTTLE	122.00	122.00	122.00	122.00	122.00	122.00
AMOXIL CAPSOLE 250 MG.S	10CAP.	35.70	36.00	35.60	35.60	35.70	35.70
CALCIUM SYRUP SANDOZ	BOTTLE	64.00	64.00	64.00	64.00	64.00	64.00
LEDERPLEX SYRUP	BOTTLE	35.00	35.00	35.00	35.00	35.00	35.00
SANCOS SYRUP (50 ML.)	BOTTLE	30.00	30.00	30.00	30.00	30.00	30.00
PHENERGAN SYRUP 120 ML.	BOTTLE	33.00	33.00	34.00	33.00	33.00	33.00
CALPOL SYRUP 60 ML.	BOTTLE	28.00	28.00	28.00	28.00	28.00	28.00
HYDRYLLIN SYRUP 120 ML.	BOTTLE	65.00	65.00	65.00	65.00	65.00	65.00
POLYFAX EYE OINTMENT	TUBE	21.00	21.00	21.00	21.00	21.00	21.00
BETNESOL EYE DROPS	BOTTLE	33.89	33.89	33.89	33.89	33.89	33.87
EAR DROPS (CARDISPORINE) ***	BOTTLE	21.00	21.00	21.00	21.00	21.00	21.00
BETNOVATE-N OINTMENT 5 GMS	TUBE	16.67	17.00	16.00	16.68	16.00	16.00
BURNOL CREAM 30 GRM	TUBE	16.00	16.00	16.00	16.00	16.00	16.00
VICKS VAPORUB/BALM	BOTTLE	36.00	36.00	36.00	36.00	36.00	36.00
GLYCRINE SMALL BOTTLE	BOTTLE	20.00	20.00	25.00	20.00	25.00	20.00
JOUHAR JOSHANDA	PKT.	8.00	8.00	8.00	8.00	8.00	8.00
GALXOS-D (450 GRMS)	PKT.	157.50	157.50	140.00	157.50	157.50	157.50
GRIPE-WATER WOODWARDS	BOTTLE	55.00	55.00	55.00	55.00	55.00	55.00
SANIPLAST ONE PUTTY	EACH	2.00	2.00	2.00	2.00	1.50	1.50
O.R.S. (NIMCOL)	PKT.	17.00	17.00	17.00	17.00	17.00	15.00
DETTOL (MEDIUM)	BOTTLE	46.80	46.00	46.80	46.80	46.80	46.80
COTTON BANDAGE 2" - 4"	EACH	8.00	5.00	10.00	7.00	10.00	8.00
THERMOMETER CHINA	EACH	45.00	50.00	50.00	50.00	40.00	40.00
DOCTOR (MBBS) CLINIC FEE	P/PAT.	100.00	175.00	300.00	200.00	300.00	300.00
URINE TEST (DR) CHARGES	P/TEST	50.00	50.00	60.00	90.00	50.00	60.00
BLOOD TEST (CP) CHARGES	P/TEST	225.00	275.00	250.00	225.00	120.00	100.00
SUGAR TEST (RANDOM/FASTING BOTH) CHARGES	P/TEST	60.00	50.00	140.00	120.00	100.00	150.00
ECG CHARGES	P/TEST	200.00	225.00	225.00	200.00	150.00	150.00
X-RAY (CHEST) CHARGES	P/X-RAY	300.00	350.00	350.00	250.00	200.00	250.00
CAR SUZUKI 800 CC (W/O. A/C)	EACH	651800.00	636500.00	636500.00	650800.00	645000.00	640000.00
CAR SUZUKI 1000 CC	EACH	1094000.00	1050000.00	1050000.00	1075800.00	1044000.00	1070000.00
CAR TOYOTA 1300 CC	EACH	0.00	1767500.00	1767500.00	1767500.00	1767500.00	1767500.00
CAR HONDA CIVIC	EACH	0.00	2142000.00	0.00	0.00	2125000.00	2150000.00
MOTORCYCLE HONDA CD-70.	EACH	63500.00	63500.00	63500.00	63500.00	63500.00	63500.00
MOTORCYCLE YAMAHA 100CC.	EACH	79500.00	79500.00	79500.00	80500.00	84500.00	85000.00
MOTOR CYCLE HERO 70 CC	EACH	43000.00	42500.00	44500.00	47500.00	50000.00	50000.00
BICYCLE WITH TYRES & TUBES	EACH	7450.00	7600.00	7500.00	7350.00	7800.00	7800.00
TYRE CAR WITH TUBE GENERAL	EACH	3700.00	2700.00	3200.00	3800.00	2500.00	2500.00
TYRE MOTOR CYCLE WITHOUT TUBE	EACH	962.50	875.00	1250.00	1125.00	1000.00	925.00
TYRE CYCLE SPECIFY BRAND NAME	EACH	345.00	400.00	350.00	350.00	350.00	350.00
TYRE CAR W/O TUBE	EACH	2650.00	3250.00	2800.00	3500.00	2500.00	2500.00
PETROL SUPER	LITRE	64.21	64.21	64.21	64.21	64.21	64.21
HIGH SPEED DIESEL HSD	LITRE	72.46	72.46	72.46	72.46	72.46	72.46
CNG	K.G.	0.00	0.00	0.00	0.00	0.00	67.50
GAS CYLINDER STAND. SIZE	EACH	800.00	850.00	1052.00	880.00	830.00	800.00
MOTOR CYCLE SERVICE CHARGES	EACH	175.00	290.00	300.00	360.00	250.00	250.00
CAR SERVICE CHARGES	EACH	275.00	325.00	400.00	350.00	250.00	300.00
TYRE PUNCTURE CHARGES	EACH	50.00	60.00	50.00	70.00	90.00	60.00
CYCLE OVERHAULING CHARGES	EACH	195.00	325.00	350.00	200.00	300.00	150.00
CAR TAX FOR 800CC TO 1300CC	YEARLY	2650.00	2650.00	2650.00	2650.00	2650.00	2650.00
TRAIN FARE ECO. 1-100 KM.	P/KM.	0.68	0.68	0.68	0.68	0.00	0.68
TRAIN FARE ECO. 101-500 KM.	P/KM.	0.98	0.98	0.98	0.98	0.00	0.98
TRAIN FARE ECO. > 500 KM.	P/KM.	0.89	0.89	0.89	0.89	0.00	0.89
TRAIN FARE IST SLP. 1-100KM	P/KM.	2.10	2.10	2.10	2.10	0.00	2.10
TRAIN FARE IST SLP.101-500 KM	P/KM.	2.59	2.59	2.59	2.59	0.00	2.59
TRAIN FARE IST SLP. > 500 KM	P/KM.	1.99	1.99	1.99	1.99	0.00	1.99
TRAIN FARE A/C SLP. 1-100KM.	P/KM	5.76	5.76	5.76	5.76	0.00	5.76
TRAIN FARE A/C SLP.101-500KM	P/KM.	4.59	4.59	4.59	4.59	0.00	4.59
TRAIN FARE A/C SLP > 500KM.	P/KM	4.16	4.16	4.16	4.16	0.00	4.16
PLATFORM TICKET	EACH	10.00	10.00	10.00	10.00	0.00	10.00

Contd.

7.11 Intercity Consumer Prices May, 2016

Description	Unit	Vehari	Sargodha	Mianwali	Bahawal-pur	Bahawal-nagar	R.Y. Khan
WHEAT	10 KG.	287.50	300.00	330.00	303.75	288.75	313.00
AUTO RICKSHAW FARES	KM/MIN	35.00	50.00	60.00	80.00	50.00	40.00
FULL TONGA CHARGES	KM/MIN	0.00	0.00	75.00	70.00	0.00	0.00
TAXI 4 SEATER FARE	KM/MIN	50.00	50.00	50.00	60.00	100.00	90.00
BUS FARE MIN (WITHIN CITY)	TICKET	0.00	9.00	0.00	0.00	0.00	0.00
BUS FARE MAX (WITHIN CIT	TICKET	0.00	21.00	0.00	0.00	0.00	21.00
BUS FARE OUTSIDE CITY	P/KM.	0.86	0.86	0.86	0.86	0.86	0.86
A/C BUS FARE OUTSIDE CITY	P/KM.	1.37	2.00	1.20	1.51	1.00	1.33
MINIBUS FARE MIN.WITH IN CITY	TICKET	0.00	0.00	0.00	0.00	0.00	0.00
MINIBUS FARE MAX.WITH IN CITY	TICKET	0.00	0.00	0.00	0.00	0.00	0.00
SUZUKI FARE MIN.WITH IN CITY	TICKET	0.00	13.75	15.00	12.00	10.00	0.00
SUZUKI FARE MAXIMUM W.IN CITY	TICKET	0.00	15.00	25.00	18.00	25.00	0.00
AIR FARE ECONOMY CLASS.	P/KM.	0.00	0.00	0.00	0.00	0.00	0.00
POSTAL ENVELOPE DOMESTIC	EACH	8.00	8.00	8.00	8.00	8.00	8.00
ENVELOPE FOR SAUDI ARABIA	EACH	50.00	50.00	50.00	50.00	50.00	50.00
POSTAL REGISTRATION CHARGES	EACH	38.00	38.00	30.50	38.00	38.00	38.00
U.M.S. REG CHARGES MIN.	EACH	59.00	59.00	59.00	59.00	59.00	59.00
T.C.S. CH. MIN.WITH IN ZONE	EACH	150.00	150.00	150.00	150.00	150.00	150.00
TELEPHONE CHARGES LOCAL CALL	P/CALL	3.94	3.94	3.94	3.94	3.94	3.94
TEL CHARGES OUT SIDE CITY	P/CALL	3.94	3.94	3.94	3.94	3.94	3.94
INTERNET CHARGES	P/HOUR	52.50	42.50	45.00	50.00	27.50	27.50
MOBILE CELL CHARGES	P/UNIT	3.00	3.00	3.00	4.50	2.50	3.06
FAX CHARGES (LOCAL)	P/PAGE	20.00	25.00	15.00	15.00	17.50	10.00
TELEPHONE SET AV. QLTY	EACH	1275.00	900.00	525.00	1150.00	800.00	650.00
MOBILE SET NOKIA/SONY/ERICSON/SAMSUNG WITHOUT CAMERA	EACH	3155.00	2575.00	3200.00	5200.00	3650.00	3650.00
T.V. 20" COLORED WEGA H-A21.	EACH	19000.00	22000.00	23250.00	23800.00	18000.00	17500.00
T.V 20" COLOR CHINA/KORIA)	EACH	6650.00	6850.00	14250.00	15300.00	13000.00	12000.00
V.C.P. PANASONIC/LG/NAT	EACH	0.00	0.00	6500.00	5500.00	5000.00	0.00
DVD/VCD PLAYER PANASONIC/LG	EACH	4100.00	5750.00	4500.00	4950.00	5000.00	5500.00
RADIO WITH C.PLAYER NATIONAL	EACH	1500.00	4500.00	3000.00	2100.00	1800.00	1250.00
PERSONNEL COMPUTER (BRANDED)	EACH	45000.00	20000.00	43250.00	35000.00	65000.00	50000.00
VID. CASSETTE BLK. TDK/SONY	EACH	280.00	165.00	150.00	200.00	180.00	100.00
COM. C.D. (TDK/IMATION)	EACH	77.50	55.00	30.00	45.00	50.00	35.00
TAPE RECORDER CASSETTE BLANK	EACH	75.00	50.00	50.00	55.00	50.00	40.00
VIDEO GAME SEGA 16 BYTE	EACH	1200.00	0.00	1500.00	1650.00	1150.00	1150.00
CINEMA A/C. HIGH CLASS	TICKET	0.00	110.00	0.00	0.00	0.00	0.00
CINEMA NON-A/C HIGH CLASS	TICKET	0.00	0.00	0.00	35.00	0.00	30.00
CABLE CHARGES	PER MONT	300.00	250.00	250.00	275.00	300.00	250.00
TV.LICENCE FEE DOMESTIC	YEARLY	420.00	420.00	420.00	420.00	420.00	420.00
ENGLISH BOOK CLASS V1	EACH	77.00	77.00	77.00	77.00	77.00	77.00
ENGLISH BOOK CLASS IX OR X	EACH	130.00	130.00	130.00	130.00	130.00	130.00
ENG. BOOK IST.YR COMPLETE SET	EACH	84.00	84.00	84.00	84.00	84.00	84.00
ENGLISH BOOK BA/B.SC	EACH	178.00	178.00	178.00	178.00	178.00	178.00
URDU BOOK CLASS V (T.B.BORD)	EACH	59.00	59.00	59.00	59.00	59.00	59.00
URDU BOOK CLASS IX/X(T.B.B)	EACH	139.00	139.00	139.00	139.00	139.00	139.00
URDU BOOK IST.YEAR/INTER	EACH	53.00	53.00	53.00	53.00	53.00	53.00
URDU BOOK BA/B.SC	EACH	140.00	140.00	140.00	140.00	140.00	140.00
MATHS BOOK CALSS V (T.B.B)	EACH	78.00	78.00	78.00	78.00	78.00	78.00
MATHS BOOK CLASS IX OR X	EACH	279.00	279.00	279.00	279.00	279.00	279.00
MATHS BOOK IST.YEAR (T.B.B)	EACH	156.00	156.00	156.00	156.00	156.00	156.00
PAKISTAN STUDIES BOOK BA/B.SC	EACH	125.00	125.00	125.00	125.00	125.00	125.00
DAILY "DAWN"	P/COPY	19.00	19.00	19.00	19.00	19.00	19.00
DAILY "JANG"	P/COPY	12.00	12.00	12.00	12.00	12.00	12.00
DAILY "NAWA-E-WAQT"	P/COPY	12.00	12.00	12.00	12.00	12.00	12.00
WEEKLY "AKHBAR-E-JAHAN"	P/COPY	55.00	55.00	55.00	55.00	55.00	55.00
WEEKLY "MAG"	P/COPY	45.00	45.00	45.00	45.00	50.00	45.00
MONTHLY "NAUNEHAL DIGEST"	P/COPY	35.00	35.00	35.00	35.00	35.00	35.00
PAPER FOOLSCAPE (27"x17")	QUIRE	50.00	60.00	45.00	27.50	50.00	50.00
EXERCISE.BOOK LINED 80/100 PGS	EACH	50.00	60.00	45.00	70.00	70.00	70.00
PENCILGOLDFISH/DEER	EACH	6.50	6.50	6.00	5.00	7.50	7.00
PEN INK DOLLOR 57 ML BOTTLE	EACH	20.00	20.00	20.00	20.00	25.00	25.00
PHOTOSTATE PAPER 70 GM	PRT	310.00	350.00	330.00	280.00	350.00	360.00

Contd.

7.11 Intercity Consumer Prices May, 2016

Description	Unit	Vehari	Sargodha	Mianwali	Bahawal-pur	Bahawal-nagar	R.Y. Khan
WHEAT	10 KG.	287.50	300.00	330.00	303.75	288.75	313.00
BALL PEN (local)	EACH	5.00	7.00	6.00	5.00	8.00	8.00
FOUNTAIN PEN HERO/WINGS/CHINA	EACH	50.00	50.00	45.00	45.00	50.00	50.00
PRIVATE SCHOOL FEE ENGLISH MEDIUM AVERAGE STANDARD (CLASS I)	PER MONTH	1225.00	1100.00	1200.00	3342.50	1250.00	1500.00
PRIVATE SCHOOL FEE ENGLISH MEDIUM AVERAGE STANDARD (CLASS V)	PER MONTH	1287.50	1500.00	1600.00	3342.50	1262.50	2000.00
PRIVATE SCHOOL FEE ENGLISH MEDIUM AVERAGE STANDARD (CLASS VI)	PER MONTH	1462.50	1650.00	2000.00	3392.50	1350.00	2200.00
PRIVATE SCHOOL FEE ENGLISH MEDIUM AVERAGE STANDARD (CLASS X)	PER MONTH	1537.50	2250.00	2420.00	3517.50	1850.00	2500.00
PRIVATE MEDICLE COLLEGE FEE MBBS (IST YEAR)	PER MONTH	0.00	0.00	0.00	0.00	0.00	0.00
PRIVATE ENGINEERING COLLEGE FEE (ISTR YEAR)	PER MONTH	0.00	0.00	0.00	0.00	0.00	0.00
GOVT. COLLEGE FEE IST. YEAR	MONTH	50.00	50.00	50.00	50.00	50.00	50.00
GOVT. COLLEGE FEE 4TH. YEAR	MONTH	60.00	60.00	60.00	60.00	60.00	60.00
GOVT. UNIVERSITY FEE MSC.	MONTH	183.33	80.00	100.00	110.00	110.00	110.00
GOVT. MED. COLLEGE FEE MBBS	MONTH	0.00	0.00	0.00	1289.00	0.00	1050.00
GOVT. ENGG. COLL. FEE I YEAR	MONTH	0.00	600.00	0.00	2000.00	0.00	500.00
COACHING FEE FOR CLASS IX/X	PER MONTH	1800.00	500.00	2500.00	1500.00	1100.00	1000.00
COACHING CHARGES FOR CLASS IST YEAR/INTER (SCIENCE)	PER MONTH	1800.00	900.00	2800.00	1750.00	1500.00	1200.00
COACHING CHARGES FOR CLASS IST YEAR/INTER (COMMERCE)	PER MONTH	2500.00	600.00	1000.00	1500.00	1500.00	1000.00
I.T. TUITION FEES	PER MONTH	3150.00	1166.00	0.00	2417.00	0.00	2000.00
MBA TUITION FEES	PER MONTH	3150.00	0.00	0.00	2750.00	0.00	4585.00
BREAD TANDOORI ST. SIZE	EACH	5.00	6.50	6.00	5.00	7.00	6.00
COOKED MUTTON (AV. HOTEL)	PLATE	150.00	300.00	140.00	125.00	150.00	150.00
COOKED BEEF (AV. HOTEL)	PLATE	115.00	110.00	100.00	70.00	120.00	70.00
COOKED DAL (AV. HOTEL)	PLATE	50.00	40.00	50.00	50.00	40.00	52.50
CHICKEN BIRYANI FULL/DOUBLE	PLATE	152.50	120.00	170.00	125.00	150.00	120.00
TEA PREPARED (ORDINARY)	CUP	20.00	20.00	20.00	15.00	20.00	20.00
HAIRCUT CHARGES FOR MEN	P/CUT	90.00	80.00	50.00	95.00	60.00	60.00
BEAUTY PORL HAIR STYL CHARGE	P/STY.	262.50	275.00	250.00	390.00	300.00	300.00
SHAVING CHARGES	PER SHV	40.00	55.00	40.00	50.00	30.00	30.00
LIPSTICK S.MISS/MEDORA	EACH	110.00	115.00	110.00	90.00	120.00	120.00
NAIL POLISH S.MISS/MEDORA	EACH	60.00	115.00	95.00	95.00	60.00	60.00
PERFUME MED.SIZE MEDORA/BROACH	EACH	200.00	200.00	120.00	200.00	200.00	200.00
HAIR-OIL AMLA/CHAMBELI	BOTTLE	120.00	120.00	110.00	120.00	120.00	120.00
TOILET SOAP LUX 95 GRAMS	EACH	30.00	33.00	32.00	33.04	38.00	33.00
TOILET SOAP LIFEBOUY 140 GRM	EACH	37.00	37.00	37.00	37.00	37.00	37.00
TOILET SOAP SAFEGUARD BATH SIZE	EACH	46.00	46.00	46.00	46.00	46.00	46.00
TOOTHPASTE MACKLINES 70 GRM	EACH	50.00	50.00	50.00	50.00	50.00	50.00
TOOTHPAST MED SIZE CLGATE 70 GMS	EACH	65.00	65.00	40.00	60.67	65.00	65.00
TOOTHBRUSH SHEILD A/PLAUQUE	EACH	45.00	40.00	50.00	25.00	30.00	25.00
TOOTHPOWDER DENTONIC 90 GRM	EACH	32.00	28.00	25.00	32.00	32.00	28.00
HAIR-COLOUR BEGIN (6 GMS)	EACH	105.00	105.00	100.00	105.00	105.00	105.00
HAIR COLOUR (KALAKOLA)	BOTTLE	130.00	130.00	120.00	130.00	130.00	130.00
FACECREAM PONDS (MEDIUM)	EACH	120.00	110.00	120.00	120.00	110.00	120.00
TALC POWDER VICE ROAY,B.CAT	EACH	152.50	150.00	145.00	145.00	150.00	150.00
BLADE TREET ORDINARY 10'S	PKT.	35.00	40.00	40.00	30.00	35.00	30.00
BLADE 7-O-CLOCK STAIN. 5'S	PKT.	30.00	30.00	35.00	35.00	35.00	30.00
SHAMPOO SUNSILK/PAINTIN 100 ML	BOTTLE	99.00	110.00	99.00	110.00	111.00	111.00
BEAUTY CREAM (FAIR & LOVELY)	EACH	185.00	185.00	175.00	185.00	185.00	185.00
HAIR REMOVING CREAM (EU-CREAM)	TUBE	70.00	60.00	70.00	65.00	65.00	60.00
GEL MEDIUM SIZE	BOTTLE	60.00	115.00	200.00	100.00	130.00	100.00
DISPOSABLE RAZOR GILLET-II	EACH	45.00	40.00	45.00	40.00	45.00	42.00
SHAVING CREAM TOUCH-ME/ADM.	EACH	65.00	65.00	65.00	65.00	65.00	65.00
GOLD TEZABI 24 CT	10 GM.	41495.00	42438.00	42300.00	41307.00	41667.00	41565.00
SILVER TEZABI 24 CT	10 GM.	582.00	635.00	670.00	570.00	592.00	583.00
ARTIFICIAL JEWELLARY SET	SET	637.50	600.00	1000.00	725.00	1000.00	300.00
WRIST WATCH GENTS CITIZEN (ORIGINAL) ***	EACH	3500.00	7000.00	4100.00	7000.00	3200.00	3200.00
WRIST WATCH LADIES CITIZEN (ORIGINAL) ***	EACH	3500.00	7000.00	4100.00	6900.00	3200.00	3200.00
WALL CLOCK QUARTZ AV.QLTY	EACH	662.50	612.50	600.00	1100.00	600.00	500.00
SUITCASE REXIN (24"x16"x6")	EACH	945.00	1850.00	1700.00	1600.00	1800.00	1500.00
TRUNK MEDIUM SIZE ***	EACH	943.75	1800.00	2000.00	1800.00	1400.00	1400.00
PURSE LADIES (LEATHER) AVERAGE QUALITY	EACH	660.00	650.00	700.00	1100.00	1300.00	1200.00

7.11 Intercity Consumer Prices May, 2016

Description	Unit	Karachi	Hyder- abad	Nawab- shah	Mirpur- khas	Mithi	Sukkar	Larkana	Dadu
WHEAT	10 KG.	350.00	310.00	347.50	300.00	306.25	312.50	300.00	330.00
WHEAT FLOUR FINE/SUPERIOR.	KG.	48.23	47.00	46.25	49.00	49.00	40.00	40.00	40.00
WHEAT FLOUR AVG. QLTY	KG.	42.46	40.00	38.75	37.00	38.00	39.00	37.50	38.00
WHEAT FLOUR BAG	10 KG.	411.73	400.00	367.00	380.00	390.00	362.50	360.00	400.00
MAIDA	KG.	51.92	50.00	43.75	48.00	50.00	65.00	42.50	45.00
SUJI	KG.	51.92	50.00	45.50	48.00	47.00	60.00	44.50	50.00
BESAN AV. QLTY.	KG.	153.08	160.00	140.00	160.00	157.50	150.00	125.00	160.00
RICE BASMATI SUP. QLTY.	KG.	151.73	130.00	82.50	105.00	105.00	130.00	100.00	120.00
RICE BASMATI 385/386	KG.	84.81	70.00	61.25	50.00	55.00	65.00	57.50	60.00
RICE BASMATI BROKEN AV.QLTY	KG.	69.33	66.56	70.00	40.00	40.00	65.00	60.00	40.00
RICE IRRI-6 (SINDH/PUNJAB)	KG.	43.46	40.00	51.25	39.50	39.00	52.50	27.50	30.00
VERMICELLI	KG.	83.08	80.00	82.50	85.00	85.00	80.00	65.00	70.00
BREAD PLAIN MEDIUM SIZE	EACH	45.00	44.00	48.00	45.00	45.00	50.00	40.00	45.00
RUSK (PAPAY)	KG.	188.27	175.00	202.50	140.00	150.00	230.00	200.00	240.00
BISCUITS-PACKED	PKT	35.00	35.00	35.00	35.00	35.00	35.00	35.00	35.00
BISCUIT-BAKERY (LOOSE)	250 GM	87.12	77.50	92.00	50.00	50.00	60.00	100.00	60.00
CORNFLAKS FAUJI 225 GM.	PKT	171.00	166.50	198.00	180.00	180.00	176.00	180.00	195.00
SAMOSIA (VEGATABLE)	EACH	12.87	10.00	7.25	12.00	9.00	11.00	12.00	15.00
PASTRY AV.QLTY.	EACH	20.62	19.00	20.00	15.00	11.00	12.50	37.50	20.00
PATTIES (VEGATABLES)	EACH	16.62	10.50	10.00	15.00	11.00	12.50	20.00	10.00
NIMCO	250 GM	88.46	60.00	90.00	60.00	60.00	70.00	77.50	50.00
CHIPS	250 GM	97.31	70.00	90.00	60.00	60.00	75.00	87.50	60.00
BEEF WITH BONE AV.QLTY.	KG	349.81	310.00	350.00	240.00	0.00	310.00	300.00	300.00
MUTTON AV.QLTY.	KG	670.19	618.75	595.00	600.00	565.00	590.00	600.00	600.00
CHICKEN FARM BROILER (LIVE)	KG	176.96	180.00	197.50	170.00	190.00	184.00	160.00	180.00
FISH-RAHU MEDIUM SIZE	KG	324.23	253.13	300.00	300.00	325.00	290.00	275.00	300.00
MILK FRESH (UNBOILED)	LTR.	82.77	80.00	80.00	75.00	65.00	75.00	80.00	80.00
CURD	KG.	120.00	106.00	100.00	90.00	80.00	90.00	95.00	100.00
MILK TETRA PACK 1/2 LTR.	PKT.	60.00	50.00	60.00	60.00	60.00	60.00	60.00	60.00
LACTOGEN 400 GRAMS	PKT.	425.00	425.00	420.00	425.00	430.00	430.00	425.00	430.00
POWDER MILK NIDO 400GM.	PKT	380.00	380.00	370.00	360.00	360.00	380.00	370.00	380.00
MILK POWDER LOOSE/PACKED	KG.	506.54	562.50	560.00	480.00	480.00	480.00	712.50	370.00
BUTTER LOCAL PACKED	50 GM.	25.92	25.00	35.00	32.50	25.00	27.50	27.00	30.00
EGGS FARM	DOZ	70.85	74.50	87.50	60.00	80.00	70.00	67.50	80.00
MUSTARD OIL AV.QLTY.	KG.	166.83	140.00	157.50	127.50	132.50	117.50	200.00	160.00
COOKING OIL (DALDA)	2.5LTR	468.00	469.00	440.00	490.00	490.00	468.00	455.00	450.00
COOKING OIL (PAKWAN) OTHER BRAND SPECIFY	2.5 LTR	435.00	345.00	355.00	420.00	430.00	468.00	380.00	400.00
VEGETABLE GHEE TIN	2.5KG.	453.00	452.00	460.00	480.00	480.00	453.00	440.00	450.00
VEGETABLE GHEE (LOOSE)	KG.	141.15	150.00	155.00	150.00	150.00	140.00	120.00	120.00
DATES AV.QLTY.	KG.	204.62	147.50	150.00	135.00	120.00	175.00	180.00	220.00
PISTACHIO AV.QLTY.	50 GM.	145.00	150.00	107.50	80.00	85.00	150.00	115.00	120.00
ALMONDS WHOLE AV.QLTY.	KG.	1173.08	600.00	1200.00	750.00	765.00	850.00	1350.00	700.00
COCONUT DRY AV.QLTY.	KG.	316.54	222.50	242.50	240.00	250.00	300.00	242.50	280.00
RAISINS AV.QLTY.	50 GM.	26.92	20.00	26.25	20.00	20.00	25.00	20.00	20.00
GROUNDNUTS (WITH SHELL)	KG.	253.85	145.00	140.00	140.00	150.00	240.00	155.00	150.00
MALTA/MOSAMBI	DOZ	0.00	0.00	0.00	0.00	0.00	0.00	0.00	0.00
KINNU	DOZ	160.38	175.00	250.00	250.00	245.00	240.00	250.00	320.00
APPLE	KG	149.62	75.63	112.50	90.00	100.00	130.00	200.00	160.00
ALOO BUKHARA	KG	0.00	0.00	0.00	0.00	0.00	0.00	0.00	0.00
POMEGRANATE (ANNAR)	KG	0.00	0.00	0.00	0.00	0.00	0.00	0.00	0.00
GRAPES	KG	0.00	0.00	0.00	0.00	0.00	0.00	0.00	0.00
BANANAS	DOZ	68.46	61.88	60.00	45.00	45.00	75.00	90.00	80.00
MANGO KALMI	KG	143.18	103.75	0.00	90.00	95.00	110.00	125.00	80.00
GUAVA	KG	0.00	0.00	0.00	0.00	0.00	0.00	0.00	0.00
WATERMELON (TURBOOZ)	KG	25.96	38.13	32.50	17.50	17.50	22.50	17.50	20.00
MUSKMELON (KHARBOOZA)	KG	42.79	53.75	42.50	35.00	45.00	30.00	32.50	35.00
SWEETMELON (GARMA)	KG	0.00	0.00	0.00	0.00	0.00	0.00	0.00	0.00
PULSE MASOOR (WHOLE)	KG.	140.77	110.00	127.50	135.00	137.50	130.00	110.00	130.00
PULSE MASOOR (WASHED)	KG.	148.08	141.88	152.50	150.00	152.50	155.00	132.50	140.00
PULSE MOONG (WASHED)	KG.	166.15	157.50	157.50	167.50	172.00	160.00	150.00	160.00
PULSE MASH (WASHED)	KG.	270.77	256.88	260.00	260.00	267.50	290.00	260.00	240.00
PULSE GRAM	KG.	146.73	151.25	127.50	145.00	152.50	145.00	132.50	150.00

Contd.

7.11 Intercity Consumer Prices May, 2016

Description	Unit	Karachi	Hyder- abad	Nawab- shah	Mirpur- khas	Mithi	Sukkar	Larkana	Dadu
WHEAT	10 KG.	350.00	310.00	347.50	300.00	306.25	312.50	300.00	330.00
GRAM WHOLE BLACK AV.QLTY.	KG.	135.77	100.00	70.00	130.00	137.50	120.00	140.00	100.00
GRAM WHOLE YELLOW AV.QLTY	KG.	161.54	150.00	122.50	165.00	167.50	150.00	170.00	160.00
BEANS (LAL LOBIA)	KG.	147.69	112.50	120.00	102.50	112.50	155.00	149.00	160.00
POTATOES	KG	19.04	17.19	21.25	15.00	17.50	17.50	11.00	15.00
ONION	KG	31.15	26.88	32.50	27.50	27.50	27.50	30.00	30.00
TURNIP	KG	0.00	0.00	0.00	0.00	0.00	0.00	0.00	0.00
RADISH	KG	0.00	0.00	0.00	0.00	0.00	0.00	0.00	0.00
TOMATOES	KG	25.19	17.81	27.50	20.00	22.50	17.50	10.00	15.00
CABBAGE	KG	0.00	0.00	0.00	0.00	0.00	0.00	0.00	0.00
CAULIFLOWER	KG	0.00	0.00	0.00	0.00	0.00	0.00	0.00	0.00
BRINJAL	KG	31.54	27.50	28.75	22.50	22.50	35.00	22.50	20.00
PUMPKIN	KG	49.13	43.75	47.50	45.00	0.00	35.00	20.00	40.00
BOTTLEGOURD	KG	40.10	37.50	47.50	37.50	37.50	40.00	30.00	30.00
LADY FINGER	KG	59.23	42.50	97.50	35.00	37.50	30.00	25.00	20.00
PEAS	KG	0.00	0.00	0.00	0.00	0.00	0.00	0.00	0.00
SPINACH	KG	0.00	0.00	0.00	0.00	0.00	0.00	0.00	0.00
TINDA	KG	48.08	42.50	62.50	40.00	37.50	40.00	40.00	30.00
TURAI	KG	45.10	33.75	35.00	42.50	37.50	35.00	15.00	40.00
KARAILA	KG	49.81	33.13	65.00	35.00	37.50	25.00	20.00	30.00
ARVI	KG	0.00	0.00	0.00	0.00	0.00	0.00	0.00	0.00
CHILLIES GREEN	KG	68.65	40.00	45.00	42.50	42.50	40.00	50.00	40.00
CARROT	KG	0.00	0.00	0.00	0.00	0.00	0.00	0.00	0.00
COCUMBER (KHEERA)	KG	36.54	30.00	67.50	35.00	42.50	30.00	30.00	30.00
LEMON	250GM	62.00	48.13	40.00	65.00	75.00	60.00	60.00	40.00
SUGAR REFINED	KG.	63.38	61.00	58.75	60.00	60.00	62.00	62.00	62.00
GUR AV.QLTY	KG.	91.54	82.50	67.50	77.50	82.50	82.50	70.00	80.00
HONEY LANGANESE 500 GM.	BOTTLE	808.65	800.00	830.00	740.00	740.00	750.00	820.00	800.00
MILO 200 GM.	BOTTLE	210.00	215.00	180.00	209.00	190.00	206.00	225.00	200.00
CUSTARD POWDER RAFHAN 300 GM.	PKT	75.00	75.00	75.00	85.00	85.00	75.00	80.00	80.00
TOFFEE (HILAL)	EACH	1.00	1.00	1.00	1.00	1.00	1.00	2.00	1.00
CHOWKELATE CANDY (SMALL SIZE)	EACH	5.00	5.00	5.00	5.00	5.00	5.00	5.00	5.00
SWEETMEAT (MIXED)	KG	491.35	380.00	362.50	325.00	290.00	380.00	450.00	400.00
ICE CREAM WALLS	CUP.	40.00	40.00	41.25	40.00	40.00	40.00	40.00	40.00
ICE	KG	10.00	10.00	20.00	10.00	10.00	9.00	17.50	10.00
JAM AHMED/MITCHELLES	BOTTLE	131.54	130.00	130.00	140.00	140.00	130.00	135.00	130.00
SQUASH-MITCHELLES	BOTTLE	150.00	160.00	140.00	160.00	160.00	150.00	150.00	150.00
ROOH AFZA	BOTTLE	160.00	160.00	160.00	150.00	150.00	175.00	155.00	160.00
JAM-E-SHIREEN	BOTTLE	170.00	170.00	150.00	160.00	160.00	175.00	155.00	160.00
SAUNF	50 GM	22.58	20.00	21.25	10.00	12.00	20.00	20.00	20.00
CINAMON LOOSE AV. QLTY	50 GM.	32.50	25.00	36.25	30.00	20.00	30.00	20.00	20.00
CUMINSEED WHITE NATIONAL	50 GM.	52.00	52.00	53.75	50.00	50.00	52.00	52.00	54.00
PEPPER BLACK NATIONAL	50 GM.	96.00	96.00	96.00	92.00	92.00	96.00	96.00	100.00
CLOVES LOOSE AV.QLTY	50 GM.	78.37	90.00	87.50	65.00	67.50	90.00	77.50	90.00
CARDAMOM LARGE LOOSE AV.QLTY	50 GM.	175.00	120.00	160.00	140.00	150.00	160.00	155.00	90.00
CARDAMOM SMALL AV.QLTY	50 GM.	84.04	90.00	92.50	60.00	65.00	80.00	100.00	80.00
SALT-POWDERED (LAHOR) LOOSE	KG.	12.00	10.00	13.00	10.00	10.00	10.00	10.00	12.00
SALT POWDERED (NATIONAL/SHAN)	PKT	25.00	25.00	28.00	20.00	20.00	25.00	25.00	25.00
CHILLIES POWD.NATIONAL 200GM	PKT	105.00	105.00	105.00	105.00	105.00	105.00	105.00	105.00
CHILLIES POWDER LOOS	KG.	322.31	282.50	300.00	235.00	235.00	265.00	235.00	260.00
CORRIANDER SEED POWD.NATIONAL	PKT	104.00	104.00	104.00	104.00	104.00	104.00	104.00	104.00
CORRIANDER SEED (LOOSE)	KG.	267.50	200.00	257.50	170.00	175.00	220.00	240.00	240.00
TURMERIC POWD.NATIONAL 50GM	PKT.	35.00	35.00	35.00	35.00	35.00	35.00	35.00	35.00
CURRY POWD. NATIONAL 200 GM	PKT.	86.00	87.00	86.00	86.00	86.00	87.00	86.00	86.00
TOMATO KETCHUP AHMED/MITCHL	BOTTLE	80.00	75.00	70.00	85.00	85.00	73.50	110.00	90.00
PICKLES AHMED/MITCHELLES	BOTTLE	100.00	105.00	104.00	90.00	90.00	115.00	120.00	125.00
VINEGAR SYNTHETIC (SIRKA)	BOTTLE	60.00	50.00	90.00	65.00	65.00	65.00	90.00	85.00
GARLIC	KG	174.23	172.50	180.00	190.00	210.00	155.00	190.00	180.00
GINGER	KG	138.08	105.00	150.00	105.00	115.00	112.50	119.00	130.00
TAPAL DANEDAR TEA 200GM PACKET	PKT	157.89	157.89	176.00	150.00	150.00	158.00	155.78	158.00
TEA LIPTON YELLOW LABEL 200GM.	PKT.	157.89	157.89	180.00	150.00	150.00	158.00	157.89	158.00
TEA LOOSE KENYA AV.QLTY 250GM.	PKT.	149.23	130.00	157.50	150.00	175.00	130.00	125.00	135.00

Contd.

7.11 Intercity Consumer Prices May, 2016

Description	Unit	Karachi	Hyder- abad	Nawab- shah	Mirpur- khas	Mithi	Sukkar	Larkana	Dadu
WHEAT	10 KG.	350.00	310.00	347.50	300.00	306.25	312.50	300.00	330.00
COFFEE-NESCAFE 75 GM. **	BOTTLE	350.00	300.00	320.00	300.00	300.00	320.00	315.00	360.00
COLD DRINK (STANDARD SIZ)	BOTTLE	25.00	25.00	25.00	25.00	25.00	25.00	25.00	25.00
FRUIT JUICE TETRA PACK	PKT.	18.23	20.00	20.00	15.00	15.00	15.00	20.00	20.00
MINERAL WATER NESTLE 1.5 LTR	BOTTLE	50.00	50.00	50.00	50.00	50.00	47.50	45.00	50.00
CIGARETTES K-2 10'S **	PKT	60.00	60.00	70.00	60.00	60.00	60.00	60.00	60.00
CIGARETTES CAPSTAN 10'S **	PKT	70.00	65.00	70.00	60.00	60.00	65.00	65.00	65.00
CIGARETTES GOLD LEAF 20'S	PKT	125.00	125.00	130.00	130.00	130.00	120.00	122.50	120.00
CIGARETTES MORVEN GOLD 20'S	PKT	70.00	65.00	50.00	60.00	60.00	65.00	65.00	65.00
BETEL LEAVES	50GM.	89.62	70.00	70.00	60.00	105.00	90.00	80.00	100.00
BETEL NUTS	KG.	292.31	275.00	300.00	310.00	320.00	400.00	280.00	400.00
LONG CLOTH 57" GUL AHMED/AL-KARAM	METER	179.23	225.00	300.00	170.00	170.00	230.00	195.00	230.00
SHIRTING AV.QLTY.	METER	162.31	140.00	205.00	100.00	95.00	120.00	150.00	130.00
PANT CLOTH W & WEAR AV.QLTY	METER	383.08	387.50	450.00	300.00	300.00	450.00	350.00	300.00
LAWN PRINTED GUL AHMED/AL-KARAM	METER	415.00	240.00	400.00	270.00	275.00	375.00	333.00	230.00
GEORGETTE AV.QLTY	METER	114.71	110.00	225.00	135.00	135.00	150.00	130.00	100.00
LINEN AV.QLTY ***	METER	159.23	130.00	150.00	140.00	150.00	140.00	175.00	110.00
HEAVY WT SUITING LAWERNCPUR AVG QLTY	METER	2200.00	1250.00	1400.00	1400.00	1400.00	1250.00	1100.00	900.00
HEAVY WT SUITING LAWERNCPUR SUP QLTY	METER	2700.00	2250.00	2300.00	1400.00	1500.00	1500.00	1300.00	1300.00
TROPICAL SUITING LAW.PUR	METER	1475.00	1100.00	925.00	900.00	900.00	1000.00	900.00	750.00
PANT BOY 24"/26" LENGTH.	EACH	534.62	420.00	900.00	400.00	350.00	400.00	450.00	590.00
SHIRT BOY 24"/26" LENGTH	EACH	426.92	375.00	800.00	300.00	300.00	400.00	430.00	450.00
SCHOOL UNI. PANT,SHIRT BOYS	SUIT	776.92	683.33	937.50	700.00	700.00	600.00	700.00	590.00
SCHOOL UNI. KAMEEZ,SHAL.BOYS	SUIT	619.23	633.33	850.00	600.00	600.00	600.00	700.00	475.00
SCHOOL UNI. KAMEEZ,SHAL.GIRL	SUIT	676.92	562.50	900.00	700.00	725.00	600.00	700.00	560.00
FROCK W/WEAR GIRLS	EACH	1065.38	1200.00	900.00	600.00	500.00	900.00	600.00	800.00
AWAMI-SUIT W & W(BOY) 24"/26	SUIT	930.77	700.00	1037.50	800.00	750.00	900.00	700.00	685.00
AWAMI-SUIT W&W (GENTS)AV.QLTY	SUIT	1603.85	1200.00	1600.00	1200.00	1000.00	1000.00	875.00	960.00
PULLOVER GENTS OXFORD/BON.	EACH	3100.00	2410.00	3200.00	2000.00	2000.00	2200.00	1300.00	2750.00
PULLOVER LADIES OXFORD/BON.	EACH	3060.00	2310.00	3000.00	1800.00	1800.00	2000.00	1800.00	2300.00
PULLOVER (GENTS) OTHERS A.QTY	EACH	917.31	900.00	1575.00	600.00	700.00	800.00	700.00	600.00
SECOND-HAND COAT FOR MEN	EACH	410.58	300.00	262.50	425.00	525.00	400.00	375.00	300.00
SECONDHAND SWEETER FOR MEN DUP QLTY	EACH	265.96	140.00	412.50	325.00	325.00	225.00	275.00	200.00
SECONDHAND WINTER JACKET	EACH	457.69	225.00	450.00	280.00	265.00	400.00	375.00	250.00
UNDERWEAR AV.QLTY MEDIUM SIZE	EACH	177.69	76.88	180.00	80.00	81.25	110.00	150.00	60.00
VEST FOR MEN AV.QLTY.	EACH	184.62	95.00	120.00	80.00	70.00	100.00	110.00	100.00
VEST/SHAMEEZ (WOMEN) AVG. QLTY	EACH	146.54	150.00	350.00	75.00	72.50	120.00	150.00	140.00
SOCKS NYLON (PAKISTANI)	PAIR	76.54	60.00	110.00	80.00	52.50	90.00	90.00	50.00
BRASSIER AV.QLTY.	EACH	180.00	111.25	250.00	137.50	82.50	135.00	180.00	100.00
BRASSIER SUP QLTY	EACH	335.00	200.00	400.00	365.00	365.00	300.00	280.00	200.00
DOPATTA GEORGETTE AV.QLTY.	EACH	243.08	200.00	350.00	325.00	310.00	225.00	300.00	250.00
DOPATTA COTTON AV GLTY	EACH	265.38	150.00	300.00	225.00	260.00	175.00	250.00	200.00
CHADDAR (W/WEAR) (2x2.5 MTR)	EACH	515.38	312.50	1000.00	350.00	350.00	275.00	520.00	350.00
LUNGI/DHOTI(COTTON) AVG. QLTY	EACH	318.27	287.50	300.00	350.00	310.00	250.00	480.00	250.00
HANDKERCHIEF AVG. QLTY PAK	EACH	53.08	30.00	60.00	42.50	45.00	50.00	50.00	50.00
HANDKERCHIEF SUP. QLTY PAK	EACH	86.15	60.00	120.00	65.00	60.00	77.50	75.00	120.00
GLOVES AV QLTY	PAIR	57.69	60.00	82.50	75.00	65.00	90.00	55.00	100.00
AZARBAND COTTON AVG. QLTY	EACH	15.00	11.00	23.75	11.00	9.00	20.00	27.50	15.00
SEWING THREAD/REEL(ASLI PARI)	EACH	7.00	6.00	7.00	10.00	10.00	7.00	7.00	8.00
WASHING CHARGES PAINT & SHIRT	SUIT	73.08	105.00	50.00	60.00	50.00	55.00	100.00	40.00
DRY CLEANING SUIT COAT PANT	SUIT	319.23	263.33	150.00	200.00	200.00	250.00	280.00	160.00
WASHING CH. (KAMIZ-SHALWAR)	PAIR	73.46	75.00	80.00	50.00	50.00	50.00	62.50	30.00
TAILORING SHIRT	EACH	415.38	337.50	450.00	200.00	250.00	400.00	375.00	350.00
TAILORING CHARGES PANT (MEN)	EACH	700.00	662.50	500.00	250.00	250.00	600.00	550.00	600.00
TAILORING COAT-PANT SUIT	SUIT	5192.31	3450.00	4000.00	3000.00	3000.00	4000.00	3500.00	3200.00
TAILORING AWAMI-SUIT (MALE)	SUIT	595.19	621.88	600.00	400.00	300.00	550.00	650.00	500.00
TAILORING SUIT FEMALE	SUIT	662.50	431.25	500.00	400.00	300.00	550.00	650.00	250.00
GENTS SHOES PAUL BATA	PAIR	1199.00	1199.00	1199.00	1199.00	1199.00	1199.00	1199.00	1199.00
GENTS SANDAL BATA	PAIR	699.00	699.00	699.00	699.00	699.00	699.00	699.00	699.00
GENTS SPOUNG CHAPPAL BATA	PAIR	179.00	179.00	179.00	179.00	179.00	179.00	179.00	179.00
LADIES SANDAL BATA	PAIR	499.00	499.00	499.00	499.00	499.00	499.00	499.00	499.00
LADIES SPOUNG CHAPPAL BATA	PAIR	179.00	179.00	179.00	179.00	179.00	179.00	179.00	179.00

Contd.

7.11 Intercity Consumer Prices May, 2016

Description	Unit	Karachi	Hyder- abad	Nawab- shah	Mirpur- khas	Mithi	Sukkar	Larkana	Dadu
WHEAT	10 KG.	350.00	310.00	347.50	300.00	306.25	312.50	300.00	330.00
CHILD SHOE POWER LITE BATA	PAIR	599.00	599.00	599.00	599.00	599.00	599.00	599.00	599.00
GENTS SHOE, ART 1109 SERVICE	PAIR	999.00	999.00	999.00	999.00	999.00	999.00	999.00	999.00
NYLON JOGGER 27 SIZE 2-5 ***	PAIR	1299.00	1299.00	1299.00	1299.00	1299.00	1299.00	1299.00	1299.00
CHINA FOOT WEAR AV. QLTY (MALE) *	PAIR	780.77	550.00	600.00	450.00	400.00	500.00	750.00	800.00
CHINA FOOT WEAR AV. QLTY (FEMALE) *	PAIR	763.46	400.00	400.00	250.00	240.00	425.00	300.00	450.00
CHINA FOOT WEAR AV. QLTY (CHILDREN) *	PAIR	630.77	400.00	380.00	200.00	220.00	425.00	300.00	591.00
SHOE REPAIR HALF SOLE	PAIR	135.38	80.00	82.00	70.00	50.00	65.00	180.00	50.00
SHOES POLISH CHARGES AVERAGE SHOP	PAIR	22.12	20.00	20.00	12.50	10.00	15.00	20.00	10.00
HOUSE RENT (combined)	MONTH	10575.00	5735.00	3556.00	4729.00	3341.00	5824.00	4500.00	3305.00
rent 2	pm	10575.00	5735.00	3556.00	4729.00	3341.00	5824.00	4500.00	3305.00
RENT3	PM	10575.00	5735.00	3556.00	4729.00	3341.00	5824.00	4500.00	3305.00
RENT4	PM	10575.00	5735.00	3556.00	4729.00	3341.00	5824.00	4500.00	3305.00
RENT5	PM	10575.00	5735.00	3556.00	4729.00	3341.00	5824.00	4500.00	3305.00
RENT6	PM	10575.00	5735.00	3556.00	4729.00	3341.00	5824.00	4500.00	3305.00
SYNTHETIC ENEMAL ROBIALAC BALTI 3.64 LTR.	EACH	1880.00	1609.50	1580.00	1850.00	1850.00	1900.00	2100.00	1700.00
SYNTHETIC ENEMAL ICI BALTI 3.64 LTR.	EACH	1880.00	2070.00	1890.00	1850.00	1850.00	1900.00	2050.00	1700.00
CEMENT (LOCAL) SPECIFY BRAND NAME	BAG	531.15	535.00	540.00	530.00	530.00	545.00	530.00	525.00
BRICKS (NEW) IST CLASS	P/1000	11000.00	5000.00	6000.00	4250.00	5100.00	5000.00	4500.00	3188.75
CEMENT BLOCKS (6"x8"x12")	P/100	3046.15	1800.00	3800.00	0.00	0.00	0.00	0.00	260.00
BAJREE	100CFT	4769.23	2862.50	2800.00	3100.00	4750.00	3500.00	3750.00	2500.00
SAND (BLACK PIT SAND)	K100CFT	0.00	1250.00	2500.00	0.00	2000.00	1500.00	1500.00	2000.00
TIMBER SHESHAM LOG IST QUALITY	cubmt.	56000.00	38860.00	14000.00	0.00	0.00	37022.00	44143.00	55500.00
IRON BAR (M.S. BAR) 1/2"	P/TON	67019.23	65000.00	76000.00	64500.00	65500.00	63500.00	63000.00	63000.00
CARPENTER WAGE RATE	P/DAY	861.54	900.00	900.00	700.00	600.00	750.00	800.00	600.00
MASON (RAJ) WAGE RATE	P/DAY	1061.54	900.00	1000.00	700.00	600.00	750.00	800.00	1000.00
UNSKILLED LABOUR WAGE RATE	P/DAY	630.77	550.00	450.00	400.00	400.00	387.50	400.00	400.00
PLUMBER WAGE RSTE	P/DAY	861.54	900.00	800.00	700.00	600.00	750.00	600.00	450.00
ELECTICIAN WAGE RATE PER DAY **	P/DAY	700.00	900.00	700.00	0.00	0.00	0.00	600.00	400.00
ELECTICIAN WAGE RATE PER POINT **	P/PNT	159.23	100.00	200.00	100.00	75.00	87.50	120.00	60.00
WATER CHARGES PER HOUSE	P/MONTH	117.50	230.00	40.00	40.00	200.00	57.50	150.00	35.00
ELECT.CHARGES UPTO 50 UNITS	P/UNIT	2.00	2.00	2.00	2.00	2.00	2.00	2.00	2.00
ELECT.CHARGES 01 - 100 UNIT	P/UNIT	6.18	6.18	6.18	6.18	6.18	6.18	6.18	6.18
ELECT.CHARGES 101 - 300 UNIT	P/UNIT	9.54	8.11	9.54	9.54	9.54	9.54	9.54	9.54
ELECT.CHARGES 301 - 1000 UNIT	P/UNIT	16.39	16.39	16.39	16.39	16.39	16.39	16.39	16.39
ELECT.CHARGES ABOVE 1000 UNIT	P/UNIT	18.39	18.39	18.39	18.39	18.39	18.39	18.39	18.39
ELEC	PM	10.50	10.50	10.50	10.50	10.50	10.50	10.50	10.50
GAS CHRNG upto 3.3719 MMBUT	MMBTU	128.70	128.70	128.70	128.70	0.00	128.70	128.70	128.70
GAS CHRNG 3.3719 - 6.7438 MMBUT	MMBTU	257.40	257.40	257.40	257.40	0.00	257.40	257.40	257.40
GAS CHRNG 6.7438 - 10.1157 MMBUT	MMBTU	257.40	257.40	257.40	257.40	0.00	257.40	257.40	257.40
GAS CHRNG10.1157 - 13.4876 MMBUT	MMBTU	702.00	702.00	702.00	702.00	0.00	702.00	702.00	702.00
GAS	PM	702.00	702.00	702.00	702.00	0.00	702.00	702.00	702.00
GAS	PM	409.50	409.50	409.50	409.50	0.00	409.50	409.50	409.50
KEROSENE OIL	LTR	97.69	80.00	87.50	83.00	88.00	69.50	85.00	140.00
FIREWOOD WHOLE	40 KG.	615.38	550.00	450.00	460.00	410.00	400.00	400.00	450.00
CHAIR SHESHAM WOOD WITH ARMS **	EACH	1861.54	900.00	2000.00	1000.00	1100.00	2000.00	2600.00	1300.00
CHAIR PLASTIC (CHAIRMAN) AVERAGE QUALITY	EACH	880.77	650.00	800.00	500.00	650.00	700.00	850.00	800.00
TABLE SHESHAM WOOD (4X2X5") ***	EACH	6653.85	3616.67	6000.00	2700.00	2900.00	4500.00	7900.00	5500.00
SOFASET WOODEN WITH FOAM SEAT **	SET	19384.62	11166.67	18000.00	13500.00	12500.00	12500.00	15500.00	20000.00
COT IRON (WITH NIWAR)AV.QLTY.	EACH	2544.23	1500.00	2500.00	2000.00	2000.00	2250.00	3550.00	2600.00
ALMIRAH (STEEL) 6'X3' 20 GUAGE	EACH	9826.92	6416.67	10000.00	6750.00	7150.00	12000.00	10000.00	14000.00
DINNING TABLE 6 CHAIRS A.QLTY	SET	15615.38	13500.00	21000.00	11000.00	11000.00	19500.00	17250.00	25000.00
SINGLE BED WITHOUT FOAM MED.	EACH	6153.85	5533.33	6800.00	3500.00	3800.00	12500.00	5000.00	6500.00
MATRESS SINGLE(4"THICK)	EACH	5200.00	4750.00	4850.00	6100.00	6100.00	4500.00	5000.00	6100.00
FARSHI DARI 12'X9' AV.QLTY	EACH	1492.31	866.67	1450.00	850.00	850.00	900.00	1350.00	800.00
DARI COTTON (6'x2 1/2') AV.QL	EACH	565.38	323.33	700.00	400.00	500.00	350.00	575.00	300.00
CARPET PLAIN AV. QLTY	SQFT.	66.73	36.00	45.00	35.00	40.00	32.50	90.00	20.00
QUILT (LIHAF) 3 KG. COTTON	EACH	1619.23	512.50	900.00	600.00	700.00	1000.00	875.00	580.00
BLANKET (90" x 54")	EACH	2907.69	2500.00	4125.00	2000.00	2200.00	3750.00	3100.00	3500.00
BEDSHEET SINGLE BED SUP.QLTY	EACH	832.69	333.33	700.00	400.00	400.00	500.00	850.00	600.00
BED SHEET DOUBLE WITH TWO PILLOW COVERS SUP QLTY	SET	1592.31	575.00	1300.00	600.00	600.00	900.00	1500.00	1100.00
TOWEL(3'x2') AV. QALTY	EACH	266.35	180.00	300.00	140.00	150.00	225.00	220.00	150.00

Contd.

7.11 Intercity Consumer Prices May, 2016

Description	Unit	Karachi	Hyder- abad	Nawab- shah	Mirpur- khas	Mithi	Sukkar	Larkana	Dadu
WHEAT	10 KG.	350.00	310.00	347.50	300.00	306.25	312.50	300.00	330.00
CEILING FAN 48" SUPER QLTY **	EACH	3459.62	2800.00	3000.00	2900.00	2900.00	2850.00	3600.00	2600.00
PEDESTAL FAN 22" SUPER QLTY	EACH	4425.00	4000.00	3800.00	4000.00	4000.00	3850.00	4600.00	3800.00
REFG. DAWLENCE 10 CFT. D.DOOR	EACH	33000.00	30900.00	28000.00	30000.00	30000.00	33500.00	32000.00	28500.00
D-FREEZER WAVES 8 CFT.	EACH	28100.00	27900.00	28000.00	28900.00	29000.00	30000.00	33000.00	26000.00
AIRCONDITIONER 1.5 TON PEL	EACH	40000.00	44000.00	43000.00	41800.00	41800.00	52000.00	47000.00	55000.00
SPLIT AIR CONDITIONER 1.5 TON (SPECIFY BRAND NAME)	EACH	44500.00	42500.00	44500.00	46000.00	46500.00	45000.00	49000.00	43500.00
AIRCOOLER SUPER ASIA	EACH	10500.00	8500.00	9000.00	8800.00	9000.00	12300.00	12500.00	11000.00
WASHING MACHINE SINGER	EACH	15800.00	15600.00	14700.00	15600.00	15600.00	15900.00	15600.00	14700.00
SEWING MACHINE(SINGER)	EACH	6795.00	6095.00	5200.00	7200.00	7200.00	6500.00	5860.00	5200.00
GIZER LARGE SIZE 30 GALLON CAPACITY SUP QLTY	EACH	21000.00	22650.00	22000.00	16000.00	16000.00	17000.00	17500.00	17000.00
GAS BURNER DOUBLE SPFY.BRAND	EACH	2198.08	1500.00	1800.00	1600.00	1700.00	1800.00	1750.00	2000.00
ELECT. IRON PHILIPS MDL.1120	EACH	1600.00	1700.00	2000.00	1200.00	1500.00	1700.00	2500.00	2000.00
ELECTRIC JUICER FOR APPLE	EACH	5163.46	3600.00	6000.00	3000.00	3000.00	1700.00	5000.00	3500.00
S.STEEL DEGHCHI MEDIUM SIZE ***	EACH	715.38	500.00	700.00	480.00	490.00	600.00	480.00	500.00
ALUMINIUM COOKING PAN (DEGCHI) MED SIZE	EACH	715.38	450.00	362.00	370.00	380.00	450.00	450.00	450.00
NON STICK COOKING PAN (DEGCHI) SUP. QLTY	EACH	915.38	550.00	1000.00	550.00	560.00	550.00	560.00	900.00
FRYING PAN STEEL AVG. QLTY MED. SIZE	EACH	381.73	200.00	350.00	260.00	260.00	300.00	460.00	200.00
TAWA IORN (MEDIUM SIZE) AVG. QLTY	EACH	365.38	218.75	350.00	250.00	250.00	300.00	375.00	180.00
S.STEEL PLATE A.QLTY.(M.SIZE)	EACH	93.27	40.63	83.00	55.00	60.00	70.00	120.00	80.00
TABLE SPOON S.STEEL SUP.QLTY.	DOZEN	270.00	300.00	320.00	250.00	280.00	350.00	1150.00	250.00
WATER SET JUG+6 GLASSES (OMROC)	SET	615.38	400.00	787.50	350.00	370.00	550.00	500.00	600.00
TEA SET PAK. CHINAWARE 21 PCS.	SET	1624.62	950.00	1700.00	1250.00	1450.00	1750.00	1350.00	2500.00
DINNER SET PLASTIC 72 PIECES SUPERIOR QLTY	SET	7153.85	3000.00	5000.00	2600.00	2200.00	6250.00	4500.00	6200.00
HOTPOT SET PLASTIC 3 PCS.	SET	1330.77	1012.50	1200.00	1000.00	1000.00	1500.00	1800.00	1200.00
BUCKET(BALTI) PLASTIC MED.SIZ	EACH	415.38	270.00	700.00	300.00	290.00	300.00	450.00	300.00
LOTA PLASTIC (MED SIZE) AVERAGE QUALITY	EACH	83.46	50.00	60.00	50.00	50.00	67.50	55.00	50.00
PRESURE COOKER 4 LTR.	EACH	1861.54	1000.00	1800.00	850.00	900.00	1437.50	1800.00	1300.00
WATER COOLER 9/10 LTR.PLASTIC ***	EACH	615.38	400.00	927.00	600.00	630.00	600.00	500.00	500.00
THERMOS STARVAC 1 LTR	EACH	394.71	300.00	550.00	350.00	350.00	650.00	475.00	500.00
BULB PHILIPS 100-WATTS	EACH	35.00	30.00	33.00	30.00	30.00	30.00	30.00	40.00
TUBE LIGHT PHILIPS 40 WATTS	EACH	100.00	100.00	100.00	110.00	110.00	97.50	100.00	120.00
ELECTRIC BLUBS "0" WATTE LOCAL	EACH	25.00	25.00	25.00	20.00	20.00	22.00	20.00	20.00
ELECTRIC BLUB ENERGY SAVER 14 WATTS	EACH	170.00	180.00	160.00	110.00	110.00	155.00	170.00	120.00
WASHING SOAP 250 GMS SPECIFY BRAND NAME	EACH	14.00	30.00	36.00	25.00	25.00	30.00	30.00	30.00
SURF EXCEL 400 GMS POLY BAG	EACH	125.00	125.00	125.00	125.00	125.00	100.00	120.00	100.00
WASHING POWDER 1000 GRM	EACH	186.44	150.00	180.00	175.00	175.00	185.00	185.00	185.00
WASHING POWDER (WHEEL/ BONUS) 100 GRAMS	EACH	95.00	95.00	95.00	85.00	85.00	95.00	85.00	125.00
CLEANSER POWDER VIM 1000 GM	PKT.	70.00	77.77	75.00	70.00	70.00	70.00	70.00	70.00
FINIS 500 ML	BOTTLE	180.00	225.00	200.00	125.00	125.00	180.00	165.00	250.00
PHNYLE TYPHONE/FINIS/CARRANITE 3 LITRES	BOTTLE	120.00	120.00	180.00	110.00	110.00	135.00	120.00	130.00
HARPIC	BOTTLE	145.00	145.00	145.00	145.00	145.00	145.00	142.50	145.00
BOOT POLISH CHERRY/KIWI 50ML	EACH	100.00	122.22	100.00	100.00	100.00	102.50	100.00	100.00
ROBIN BLUE (35 GRAMS)	PKT.	35.00	25.67	35.00	30.00	30.00	30.00	30.00	45.00
TISSU PAPER PERFUMED 100 PCS.	PKT	123.08	110.00	100.00	90.00	90.00	100.00	130.00	100.00
TOILET PAPER ROLL (R.PETEL)	P/ROLL	42.00	32.00	35.00	40.00	35.00	35.00	35.00	30.00
BOOT POLISH LIQUID CHEERY BLOSSOM KIWI 75 ML	BOTTLE	140.00	135.00	150.00	130.00	120.00	140.00	130.00	150.00
MATCH BOX SMALL	EACH	2.00	2.00	3.00	3.00	3.00	3.00	2.50	2.00
DRY CELL 1.5 VOLT(LOCAL)	EACH	15.00	15.00	25.00	20.00	20.00	25.00	20.00	25.00
HAND STITCHING NEEDLE M.SIZE	PACKET	9.31	6.00	8.00	5.00	5.00	10.00	9.00	6.00
SEWING MACHINE NEEDLE (SINGER)	EACH	5.00	6.00	9.00	5.00	5.00	8.00	7.00	5.00
HOUSEHOLD SERVANT FEMALE P/T	P/MNTH	2653.85	1025.00	2000.00	600.00	800.00	1625.00	2000.00	1500.00
MARRIAGE HALL WITH FURNITURE	P/HEAD	301.54	95.63	70.00	90.00	60.00	150.00	150.00	80.00
SEPTRAN TABLETS	10TAB.	15.00	15.00	13.75	16.00	15.75	15.00	17.00	15.00
BRUFEN TABS 200-MG.	10TAB.	10.00	10.00	10.00	10.00	10.00	10.00	10.00	10.00
PANADOL TAB. EXTRA/PLAIN	10TAB.	12.00	12.00	10.00	12.00	12.00	12.00	12.00	12.00
DISPRIN TAB.	10TAB.	13.00	12.00	10.00	13.00	12.00	12.50	10.00	12.00
TRISIL TAB.	10 TAB	10.00	10.00	10.00	10.00	10.00	10.00	10.00	10.00
FLAGYL TAB. 200 MG.	10TAB.	10.00	10.00	10.00	10.00	10.00	10.00	10.00	10.00
VENTOLIN TAB. 2MG.	10TAB.	10.00	9.00	10.00	10.00	10.00	10.00	10.00	10.00
DAONIL TAB. 5 MG.	10TAB.	17.00	17.00	17.00	17.00	17.00	17.00	17.00	17.00
ENTOX TAB.	10TAB.	10.00	10.00	10.00	10.00	10.00	10.00	10.00	10.00

Contd.

7.11 Intercity Consumer Prices May, 2016

Description	Unit	Karachi	Hyder- abad	Nawab- shah	Mirpur- khas	Mithi	Sukkar	Larkana	Dadu
WHEAT	10 KG.	350.00	310.00	347.50	300.00	306.25	312.50	300.00	330.00
RENITEC TAB. 5 MG.	10TAB.	58.50	58.50	60.00	58.00	58.00	60.00	58.00	58.50
CAC. 1000 TAB	BOTTLE	122.00	122.00	122.00	122.00	122.00	122.00	122.00	122.00
AMOXIL CAPSOLE 250 MG.S	10CAP.	35.70	35.66	37.75	35.00	35.00	36.00	36.00	35.60
CALCIUM SYRUP SANDOZ	BOTTLE	64.00	64.00	64.00	64.00	64.00	64.00	64.00	64.65
LEDERPLEX SYRUP	BOTTLE	35.00	35.00	35.00	35.00	35.00	35.00	35.00	35.00
SANCOS SYRUP (50 ML.)	BOTTLE	30.00	30.00	30.00	30.00	30.00	30.00	30.00	30.00
PHENERGAN SYRUP 120 ML.	BOTTLE	33.00	33.00	33.00	33.00	33.00	33.00	33.00	33.00
CALPOL SYRUP 60 ML.	BOTTLE	28.00	28.00	28.00	28.00	28.00	28.00	28.00	28.00
HYDRYLIN SYRUP 120 ML.	BOTTLE	65.00	65.00	65.00	65.00	65.00	65.00	65.00	65.00
POLYFAX EYE OINTMENT	TUBE	21.00	21.00	21.00	21.00	21.00	21.00	21.00	21.00
BETNESOL EYE DROPS	BOTTLE	33.89	33.89	33.89	33.89	33.89	33.89	33.89	33.89
EAR DROPS (CARDISPORINE) ***	BOTTLE	21.00	21.00	21.00	21.00	21.00	21.00	21.00	21.00
BETNOVATE-N OINTMENT 5 GMS	TUBE	16.68	16.00	16.00	16.00	16.00	16.00	16.00	16.00
BURNOL CREAM 30 GRM	TUBE	16.00	16.00	16.00	16.00	16.00	16.00	16.00	16.00
VICKS VAPORUB/BALM	BOTTLE	36.00	36.00	36.00	36.00	36.00	36.00	36.00	36.00
GLYCRINE SMALL BOTTLE	BOTTLE	20.00	25.00	25.00	20.00	15.00	15.00	15.00	15.00
JOUHAR JOSHANDA	PKT.	8.00	8.00	7.00	8.00	8.00	8.00	8.00	6.00
GALXOS-D (450 GRMS)	PKT.	157.50	157.50	140.00	150.00	150.00	157.50	140.00	140.00
GRIPE-WATER WOODWARDS	BOTTLE	55.00	55.00	50.00	55.00	55.00	55.00	50.00	55.00
SANIPLAST ONE PUTTY	EACH	2.00	2.00	2.00	1.00	1.00	2.00	2.00	2.00
O.R.S. (NIMCOL)	PKT.	17.00	17.00	15.00	17.00	17.00	15.00	17.00	17.00
DETTOL (MEDIUM)	BOTTLE	46.80	46.80	48.00	46.80	46.80	46.80	46.80	46.80
COTTON BANDAGE 2" - 4"	EACH	8.62	8.00	8.00	15.00	15.00	12.50	15.00	10.00
THERMOMETER CHINA	EACH	45.00	30.00	40.00	40.00	35.00	40.00	40.00	50.00
DOCTOR (MBBS) CLINIC FEE	P/PAT.	100.00	100.00	200.00	100.00	100.00	100.00	300.00	150.00
URINE TEST (DR) CHARGES	P/TEST	129.23	90.00	140.00	70.00	70.00	170.00	100.00	50.00
BLOOD TEST (CP) CHARGES	P/TEST	265.38	212.50	300.00	200.00	200.00	290.00	200.00	200.00
SUGAR TEST (RANDOM/FASTING BOTH) CHARGES	P/TEST	315.38	160.00	240.00	200.00	200.00	200.00	240.00	120.00
ECG CHARGES	P/TEST	361.54	213.13	350.00	200.00	200.00	350.00	200.00	200.00
X-RAY (CHEST) CHARGES	P/X-RAY	330.77	209.38	400.00	200.00	200.00	300.00	350.00	200.00
CAR SUZUKI 800 CC (W/O. A/C)	EACH	630000.00	630000.00	630000.00	630000.00	0.00	630000.00	632000.00	0.00
CAR SUZUKI 1000 CC	EACH	1044000.00	1044000.00	1044000.00	1044000.00	0.00	0.00	0.00	0.00
CAR TOYOTA 1300 CC	EACH	1767500.00	1767500.00	1767500.00	0.00	0.00	0.00	0.00	0.00
CAR HONDA CIVIC	EACH	2053000.00	0.00	2053000.00	0.00	0.00	0.00	0.00	0.00
MOTORCYCLE HONDA CD-70.	EACH	63500.00	63500.00	64000.00	63500.00	63500.00	64000.00	63500.00	63500.00
MOTORCYCLE YAMAHA 100CC.	EACH	78600.00	79300.00	0.00	0.00	0.00	78500.00	79300.00	0.00
MOTOR CYCLE HERO 70 CC	EACH	45000.00	43000.00	44000.00	44500.00	0.00	43000.00	43000.00	0.00
BICYCLE WITH TYRES & TUBES	EACH	6303.85	7600.00	9350.00	7500.00	7900.00	7600.00	7700.00	7000.00
TYRE CAR WITH TUBE GENERAL	EACH	3500.00	2800.00	3800.00	3000.00	3200.00	3200.00	3600.00	3650.00
TYRE MOTOR CYCLE WITHOUT TUBE	EACH	923.08	900.00	1210.00	1200.00	1225.00	1200.00	850.00	770.00
TYRE CYCLE SPECIFY BRAND NAME	EACH	315.38	350.00	400.00	380.00	390.00	350.00	350.00	420.00
TYRE CAR W/O TUBE	EACH	2700.00	2700.00	3200.00	3100.00	3150.00	2700.00	2700.00	3350.00
PETROL SUPER	LITRE	64.21	64.21	64.21	64.21	64.21	64.21	64.21	64.21
HIGH SPEED DIESEL HSD	LITRE	72.46	72.46	72.46	72.46	72.46	72.46	72.46	72.46
CNG	K.G.	67.50	67.50	0.00	67.50	0.00	67.50	67.50	67.50
GAS CYLINDER STAND. SIZE	EACH	770.00	880.00	900.00	1000.00	1050.00	990.00	913.00	880.00
MOTOR CYCLE SERVICE CHARGES	EACH	371.15	300.00	250.00	250.00	250.00	250.00	400.00	250.00
CAR SERVICE CHARGES	EACH	438.46	450.00	500.00	300.00	300.00	350.00	600.00	400.00
TYRE PUNCTURE CHARGES	EACH	50.00	60.00	70.00	70.00	50.00	75.00	80.00	80.00
CYCLE OVERHAULING CHARGES	EACH	203.85	300.00	275.00	200.00	200.00	200.00	300.00	200.00
CAR TAX FOR 800CC TO 1300CC	YEARLY	1750.00	1750.00	1750.00	1750.00	1750.00	1750.00	1750.00	1750.00
TRAIN FARE ECO. 1-100 KM.	P/KM.	0.68	0.68	0.68	0.68	0.00	0.68	0.68	0.68
TRAIN FARE ECO. 101-500 KM.	P/KM.	0.98	0.98	0.98	0.98	0.00	0.98	0.98	0.98
TRAIN FARE ECO. > 500 KM.	P/KM.	0.89	0.89	0.89	0.89	0.00	0.89	0.89	0.89
TRAIN FARE IST SLP. 1-100KM	P/KM.	2.10	2.10	2.10	2.10	0.00	2.10	2.10	2.10
TRAIN FARE IST SLP.101-500 KM	P/KM.	2.59	2.59	2.59	2.59	0.00	2.59	2.59	2.59
TRAIN FARE IST SLP. > 500 KM	P/KM.	1.99	1.99	1.99	1.99	0.00	1.99	1.99	1.99
TRAIN FARE A/C SLP. 1-100KM.	P/KM.	5.76	5.76	5.76	5.76	0.00	5.76	5.76	5.76
TRAIN FARE A/C SLP.101-500KM	P/KM.	4.59	4.59	4.73	4.59	0.00	4.59	4.59	4.59
TRAIN FARE A/C SLP > 500KM.	P/KM.	4.16	4.16	4.16	4.16	0.00	4.16	4.16	4.16
PLATEFORM TICKET	EACH	10.00	10.00	10.00	10.00	0.00	10.00	10.00	10.00

Contd.

7.11 Intercity Consumer Prices May, 2016

Description	Unit	Karachi	Hyder- abad	Nawab- shah	Mirpur- khas	Mithi	Sukkar	Larkana	Dadu
WHEAT	10 KG.	350.00	310.00	347.50	300.00	306.25	312.50	300.00	330.00
AUTO RICKSHAW FARES	KM/MIN	60.00	40.00	80.00	60.00	90.00	80.00	60.00	40.00
FULL TONGA CHARGES	KM/MIN	70.00	80.00	35.00	60.00	0.00	80.00	65.00	0.00
TAXI 4 SEATER FARE	KM/MIN	70.00	60.00	100.00	90.00	90.00	80.00	200.00	60.00
BUS FARE MIN (WITHIN CITY)	TICKET	10.00	10.00	0.00	10.00	0.00	0.00	0.00	0.00
BUS FARE MAX (WITHIN CIT	TICKET	15.00	15.00	0.00	10.00	0.00	0.00	0.00	0.00
BUS FARE OUTSIDE CITY	P/KM.	0.75	0.75	0.75	0.75	0.75	0.75	0.75	0.75
A/C BUS FARE OUTSIDE CITY	P/KM.	1.35	1.35	1.35	1.35	1.35	1.35	1.35	1.35
MINIBUS FARE MIN.WITH IN CITY	TICKET	10.00	10.00	0.00	0.00	0.00	0.00	0.00	0.00
MINIBUS FARE MAX.WITH IN CITY	TICKET	16.00	16.00	0.00	0.00	0.00	0.00	0.00	0.00
SUZUKI FARE MIN.WITH IN CITY	TICKET	10.00	10.00	0.00	10.00	0.00	10.00	10.00	0.00
SUZUKI FARE MAXIMUM W.IN CITY	TICKET	16.54	15.00	0.00	10.00	0.00	30.00	10.00	0.00
AIR FARE ECONOMY CLASS.	P/KM.	19.26	19.26	19.26	0.00	0.00	19.26	19.26	0.00
POSTAL ENVELOPE DOMESTIC	EACH	8.00	8.00	8.00	8.00	8.00	8.00	8.00	8.00
ENVELOPE FOR SAUDI ARABIA	EACH	50.00	50.00	50.00	50.00	50.00	50.00	50.00	45.00
POSTAL REGISTRATION CHARGES	EACH	38.00	28.00	28.00	28.00	28.00	28.00	38.00	28.00
U.M.S. REG CHARGES MIN.	EACH	59.00	59.00	59.00	59.00	59.00	59.00	59.00	59.00
T.C.S. CH. MIN.WITH IN ZONE	EACH	120.00	150.00	150.00	110.00	110.00	110.00	120.00	110.00
TELEPHONE CHARGES LOCAL CALL	P/CALL	3.94	3.94	3.94	3.94	3.94	3.94	3.94	3.94
TEL CHARGES OUT SIDE CITY	P/CALL	3.94	3.94	3.94	3.94	3.94	3.94	3.94	3.94
INTERNET CHARGES	P/HOUR	20.00	25.00	30.00	20.00	20.00	30.00	20.00	30.00
MOBILE CELL CHARGES	P/UNIT	3.00	3.00	3.06	3.00	3.00	3.00	3.50	3.06
FAX CHARGES (LOCAL)	P/PAGE	15.00	20.00	15.00	15.00	20.00	20.00	20.00	20.00
TELEPHONE SET AV. QLTY	EACH	1084.62	500.00	500.00	600.00	650.00	562.50	900.00	550.00
MOBILE SET NOKIA/SONY/ERICSON/SAMSUNG WITHOUT CAMERA	EACH	2600.00	2200.00	3200.00	2250.00	2300.00	2700.00	3200.00	2400.00
T.V. 20" COLORED WEGA H-A21.	EACH	19500.00	17300.00	4000.00	18000.00	18000.00	17500.00	20500.00	14000.00
T.V 20" COLOR CHINA/KORIA)	EACH	14000.00	10750.00	4000.00	10000.00	10000.00	12000.00	9000.00	11000.00
V.C.P. PANASONIC/LG/NAT	EACH	4000.00	5000.00	5000.00	6000.00	6000.00	5600.00	4800.00	4500.00
DVD/VCD PLAYER PANASONIC/LG	EACH	4500.00	3500.00	2000.00	3500.00	3000.00	4500.00	3000.00	2200.00
RADIO WITH C.PLAYER NATIONAL	EACH	2009.62	3500.00	3500.00	1500.00	1500.00	2000.00	2900.00	2000.00
PERSONNEL COMPUTER (BRANDED)	EACH	43384.62	31200.00	58000.00	46000.00	46000.00	45000.00	45000.00	27000.00
VID. CASSETTE BLK. TDK/SONY	EACH	140.00	120.00	200.00	120.00	120.00	140.00	170.00	160.00
COM. C.D. (TDK/IMATION)	EACH	50.00	80.00	60.00	50.00	55.00	50.00	50.00	50.00
TAPE RECORDER CASSETTE BLANK	EACH	50.00	60.00	50.00	50.00	55.00	50.00	55.00	50.00
VIDEO GAME SEGA 16 BYTE	EACH	1400.00	1000.00	1100.00	1800.00	0.00	1500.00	1500.00	1150.00
CINEMA A/C. HIGH CLASS	TICKET	150.00	60.00	0.00	30.00	0.00	0.00	0.00	0.00
CINEMA NON-A/C HIGH CLASS	TICKET	120.00	40.00	50.00	20.00	0.00	0.00	60.00	35.00
CABLE CHARGES	PER MONT	400.00	300.00	250.00	300.00	200.00	300.00	375.00	300.00
TV.LICENCE FEE DOMESTIC	YEARLY	420.00	420.00	420.00	420.00	420.00	420.00	420.00	420.00
ENGLISH BOOK CLASS V1	EACH	56.65	56.65	56.65	56.65	56.65	56.65	56.65	56.65
ENGLISH BOOK CLASS IX OR X	EACH	43.15	43.15	43.15	43.15	43.15	43.15	43.15	43.15
ENG. BOOK IST.YR COMPLETE SET	EACH	118.15	118.15	118.15	118.15	118.15	118.15	118.15	118.15
ENGLISH BOOK BA/B.SC	EACH	150.00	150.00	150.00	150.00	150.00	150.00	150.00	150.00
URDU BOOK CLASS V (T.B.BORD)	EACH	64.80	64.80	64.80	64.80	64.80	64.80	64.80	64.80
URDU BOOK CLASS IX/X(T.B.B)	EACH	53.35	53.35	53.35	53.35	53.35	53.35	53.35	53.35
URDU BOOK IST.YEAR/INTER	EACH	46.10	46.10	46.10	46.10	46.10	46.10	46.10	46.10
URDU BOOK BA/B.SC	EACH	120.00	120.00	120.00	120.00	120.00	120.00	120.00	120.00
MATHS BOOK CALSS V (T.B.B)	EACH	117.25	117.25	117.25	117.25	117.25	117.25	117.25	117.25
MATHS BOOK CLASS IX OR X	EACH	191.85	191.85	191.85	191.85	191.85	191.85	191.85	191.85
MATHS BOOK IST.YEAR (T.B.B)	EACH	115.90	115.90	115.90	115.90	115.90	115.90	115.90	115.90
PAKISTAN STUDIES BOOK BA/B.SC	EACH	125.00	125.00	125.00	125.00	125.00	125.00	125.00	125.00
DAILY "DAWN"	P/COPY	19.00	19.00	19.00	19.00	19.00	19.00	19.00	19.00
DAILY "JANG"	P/COPY	12.00	12.00	12.00	12.00	12.00	12.00	12.00	12.00
DAILY "NAWA-E-WAQT"	P/COPY	12.00	12.00	12.00	12.00	12.00	12.00	12.00	12.00
WEEKLY "AKHBAR-E-JAHAN"	P/COPY	55.00	55.00	55.00	55.00	55.00	55.00	55.00	55.00
WEEKLY "MAG"	P/COPY	45.00	45.00	45.00	45.00	45.00	45.00	45.00	45.00
MONTHLY "NAUNEHAL DIGEST"	P/COPY	35.00	35.00	35.00	35.00	35.00	35.00	35.00	35.00
PAPER FOOLSCAPE (27"x17")	QUIRE	46.54	30.00	27.00	30.00	25.00	45.00	50.00	35.00
EXERCISE.BOOK LINED 80/100 PGS	EACH	36.54	18.00	30.00	20.00	15.00	40.00	20.00	20.00
PENCILGOLDFISH/DEER	EACH	7.00	6.00	6.00	7.00	7.00	6.00	6.00	5.00
PEN INK DOLLOR 57 ML BOTTLE	EACH	25.00	20.00	20.00	25.00	25.00	25.00	25.00	20.00
PHOTOSTATE PAPER 70 GM	PRT	480.00	225.00	360.00	320.00	350.00	400.00	340.00	340.00

Contd.

7.11 Intercity Consumer Prices May, 2016

Description	Unit	Karachi	Hyder- abad	Nawab- shah	Mirpur- khas	Mithi	Sukkar	Larkana	Dadu
WHEAT	10 KG.	350.00	310.00	347.50	300.00	306.25	312.50	300.00	330.00
BALL PEN (local)	EACH	8.00	6.00	7.00	10.00	10.00	7.00	7.00	8.00
FOUNTAIN PEN HERO/WINGS/CHINA	EACH	40.00	25.00	50.00	20.00	25.00	40.00	42.50	30.00
PRIVATE SCHOOL FEE ENGLISH MEDIUM AVERAGE STANDARD (CLASS I)	PER MONTH	984.62	1250.00	1500.00	700.00	500.00	1300.00	900.00	1695.00
PRIVATE SCHOOL FEE ENGLISH MEDIUM AVERAGE STANDARD (CLASS V)	PER MONTH	1069.23	1237.50	2100.00	1000.00	500.00	1300.00	950.00	2185.00
PRIVATE SCHOOL FEE ENGLISH MEDIUM AVERAGE STANDARD (CLASS VI)	PER MONTH	1650.00	1200.00	2700.00	1000.00	700.00	1400.00	1200.00	2185.00
PRIVATE SCHOOL FEE ENGLISH MEDIUM AVERAGE STANDARD (CLASS X)	PER MONTH	2107.69	1575.00	4000.00	1200.00	700.00	1400.00	1300.00	2415.00
PRIVATE MEDICLE COLLEGE FEE MBBS (1ST YEAR)	PER MONTH	54166.66	50000.00	0.00	40000.00	0.00	0.00	0.00	0.00
PRIVATE ENGINEERING COLLEGE FEE (ISTR YEAR)	PER MONTH	9167.00	0.00	0.00	0.00	0.00	0.00	0.00	0.00
GOVT. COLLEGE FEE 1ST. YEAR	MONTH	45.00	35.00	40.00	35.00	35.00	35.00	35.00	35.00
GOVT. COLLEGE FEE 4TH. YEAR	MONTH	75.00	75.00	67.50	67.50	70.00	67.50	75.00	75.00
GOVT. UNIVERSITY FEE MSC.	MONTH	1300.00	385.00	1550.00	354.17	354.17	0.00	0.00	354.17
GOVT. MED. COLLEGE FEE MBBS	MONTH	2417.00	2200.00	2000.00	0.00	2000.00	2000.00	4200.00	2000.00
GOVT. ENGG. COLL. FEE I YEAR	MONTH	1480.00	1000.00	333.33	0.00	0.00	0.00	1500.00	0.00
COACHING FEE FOR CLASS IX/X	PER MONTH	1800.00	500.00	2500.00	700.00	800.00	1000.00	600.00	500.00
COACHING CHARGES FOR CLASS 1ST YEAR/INTER (SCIENCE)	PER MONTH	2000.00	1000.00	4000.00	1000.00	900.00	2000.00	700.00	500.00
COACHING CHARGES FOR CLASS 1ST YEAR/INTER (COMMERCE)	PER MONTH	1800.00	600.00	3000.00	700.00	1000.00	1080.00	600.00	500.00
I.T. TUITION FEES	PER MONTH	3000.00	2000.00	1500.00	0.00	0.00	1500.00	1500.00	600.00
MBA TUITION FEES	PER MONTH	8153.85	2500.00	0.00	0.00	0.00	6300.00	2500.00	0.00
BREAD TANDOORI ST. SIZE	EACH	9.31	10.00	10.00	7.00	7.00	10.00	7.00	6.00
COOKED MUTTON (AV. HOTEL)	PLATE	136.15	137.50	150.00	120.00	130.00	200.00	100.00	70.00
COOKED BEEF (AV. HOTEL)	PLATE	71.92	72.50	70.00	80.00	50.00	125.00	100.00	50.00
COOKED DAL (AV. HOTEL)	PLATE	53.08	46.25	65.00	50.00	50.00	50.00	75.00	50.00
CHICKEN BIRYANI FULL/DOUBLE	PLATE	153.08	100.00	100.00	100.00	100.00	165.00	200.00	120.00
TEA PREPARED (ORDINARY)	CUP	21.54	20.00	25.00	25.00	25.00	20.00	22.50	20.00
HAIRCUT CHARGES FOR MEN	P/CUT	79.23	70.00	100.00	50.00	50.00	70.00	100.00	50.00
BEAUTY PORL HAIR STYL CHARGE	P/STY.	457.69	225.00	250.00	150.00	100.00	175.00	350.00	250.00
SHAVING CHARGES	PER SHV	43.08	40.00	50.00	20.00	20.00	35.00	50.00	30.00
LIPSTICK S.MISS/MEDORA	EACH	120.00	120.00	120.00	110.00	110.00	100.00	120.00	90.00
NAIL POLISH S.MISS/MEDORA	EACH	110.00	70.00	95.00	90.00	90.00	85.00	80.00	50.00
PERFUME MED.SIZE MEDORA/BROACH	EACH	220.00	120.00	200.00	200.00	220.00	120.00	210.00	185.00
HAIR-OIL AMLA/CHAMBELI	BOTTLE	120.00	120.00	130.00	120.00	120.00	120.00	117.50	120.00
TOILET SOAP LUX 95 GRAMS	EACH	38.00	40.00	50.00	35.00	35.00	42.00	36.00	44.00
TOILET SOAP LIFEBOUY 140 GRM	EACH	35.00	36.00	45.00	36.00	36.00	37.00	36.00	37.00
TOILET SOAP SAFEGUARD BATH SIZE	EACH	46.00	45.00	46.00	48.00	48.00	46.00	48.00	46.00
TOOTHPASTE MACKLINES 70 GRM	EACH	50.00	50.00	50.00	50.00	50.00	50.00	50.00	50.00
TOOTHPAST MED SIZE CLGATE 70 GMS	EACH	60.67	65.00	60.67	60.67	60.00	60.67	60.67	65.00
TOOTHBRUSH SHEILD A/PLAQUE	EACH	35.00	35.00	40.00	35.00	40.00	45.00	40.00	35.00
TOOTHPOWDER DENTONIC 90 GRM	EACH	28.00	32.00	28.00	22.00	25.00	28.00	25.00	25.00
HAIR-COLOUR BEGIN (6 GMS)	EACH	100.00	110.00	100.00	100.00	100.00	100.00	100.00	90.00
HAIR COLOUR (KALAKOLA)	BOTTLE	130.00	130.00	130.00	130.00	130.00	130.00	127.50	120.00
FACECREAM PONDS (MEDIUM)	EACH	120.00	120.00	110.00	120.00	120.00	120.00	120.00	120.00
TALC POWDER VICE ROAY,B.CAT	EACH	145.00	130.00	130.00	150.00	160.00	150.00	150.00	145.00
BLADE TREET ORDINARY 10'S	PKT.	40.00	37.00	42.00	35.00	30.00	45.00	45.00	40.00
BLADE 7-O-CLOCK STAIN. 5'S	PKT.	35.00	30.00	35.00	30.00	32.00	38.00	32.50	35.00
SHAMPOO SUNSILK/PAINTIN 100 ML	BOTTLE	110.00	110.00	110.00	110.00	110.00	100.00	110.00	110.00
BEAUTY CREAM (FAIR & LOVELY)	EACH	115.00	75.00	185.00	175.00	175.00	175.00	180.00	185.00
HAIR REMOVING CREAM (EU-CREAM)	TUBE	60.00	65.00	65.00	60.00	60.00	65.00	65.00	65.00
GEL MEDIUM SIZE	BOTTLE	60.00	55.00	65.00	55.00	75.00	70.00	60.00	120.00
DISPOSABLE RAZOR GILLET-II	EACH	40.00	45.00	45.00	35.00	35.00	45.00	40.00	40.00
SHAVING CREAM TOUCH-ME/ADM.	EACH	65.00	60.00	70.00	55.00	60.00	55.00	60.00	60.00
GOLD TEZABI 24 CT	10 GM.	42353.00	41835.00	42000.00	42600.00	42600.00	42300.00	41577.00	41957.00
SILVER TEZABI 24 CT	10 GM.	560.00	556.00	800.00	574.00	574.00	625.00	638.00	760.00
ARTIFICIAL JEWELLARY SET	SET	1267.31	400.00	1700.00	375.00	500.00	600.00	1150.00	250.00
WRIST WATCH GENTS CITIZEN (ORIGINAL) ***	EACH	2861.54	3100.00	3750.00	2500.00	2600.00	2600.00	3050.00	2500.00
WRIST WATCH LADIES CITIZEN (ORIGINAL) ***	EACH	2861.54	3050.00	3750.00	2500.00	2600.00	2500.00	2550.00	2500.00
WALL CLOCK QUARTZ AV.QLTY	EACH	500.96	312.50	500.00	350.00	300.00	475.00	475.00	200.00
SUITCASE REXIN (24"x16"x6")	EACH	1688.46	800.00	1600.00	850.00	900.00	1750.00	975.00	900.00
TRUNK MEDIUM SIZE ***	EACH	1900.00	1075.00	3000.00	1100.00	1000.00	3125.00	1200.00	1200.00
PURSE LADIES (LEATHER) AVERAGE QUALITY	EACH	1738.46	475.00	1500.00	550.00	500.00	600.00	1050.00	400.00

7.11 Intercity Consumer Prices May, 2016

Description	Unit	Peshawar	Mardan	Abbott- abad	Bannu	D.I. Khan	Mingora
WHEAT	10 KG.	320.00	320.00	302.25	320.00	32.75	305.00
WHEAT FLOUR FINE/SUPERIOR.	KG.	43.83	42.00	48.50	40.00	37.75	40.00
WHEAT FLOUR AVG. QLTY	KG.	38.92	38.00	42.00	38.50	35.50	38.00
WHEAT FLOUR BAG	10 KG.	380.00	370.00	405.00	378.75	368.75	315.00
MAIDA	KG.	52.50	52.50	52.50	53.00	47.75	50.00
SUJI	KG.	56.83	53.50	55.00	48.00	48.00	50.00
BESAN AV. QLTY.	KG.	130.00	130.00	160.00	140.00	115.00	100.00
RICE BASMATI SUP. QLTY.	KG.	109.17	100.00	115.00	95.00	88.25	100.00
RICE BASMATI 385/386	KG.	98.33	95.00	85.00	92.50	85.00	52.50
RICE BASMATI BROKEN AV.QLTY	KG.	65.83	65.00	80.00	49.00	56.50	45.00
RICE IRRRI-6 (SINDH/PUNJAB)	KG.	41.17	41.00	40.00	52.50	42.00	37.50
VERMICELLI	KG.	78.75	72.50	90.00	66.50	72.50	80.00
BREAD PLAIN MEDIUM SIZE	EACH	35.00	35.00	35.00	35.00	30.00	40.00
RUSK (PAPAY)	KG.	181.67	200.00	150.00	140.00	145.00	275.00
BISCUITS-PACKED	PKT	33.33	35.00	35.00	40.00	35.00	33.75
BISCUIT-BAKERY (LOOSE)	250 GM	69.58	70.00	60.00	57.50	55.00	65.00
CORNFLAKS FAUJI 225 GM.	PKT	207.00	207.00	190.00	120.00	159.00	170.00
SAMOSA (VEGATABLE)	EACH	7.33	8.00	10.00	17.50	10.00	10.00
PASTRY AV.QLTY.	EACH	23.33	25.00	17.50	20.00	25.00	20.00
PATTIES (VEGATABLES)	EACH	23.33	30.00	20.00	30.00	20.00	15.00
NIMCO	250 GM	52.50	65.00	45.00	50.00	55.00	50.00
CHIPS	250 GM	61.67	60.00	80.00	85.00	55.00	60.00
BEEF WITH BONE AV.QLTY.	KG	307.50	285.00	260.00	290.00	270.00	280.00
MUTTON AV.QLTY.	KG	650.00	600.00	525.00	510.00	575.00	525.00
CHICKEN FARM BROILER (LIVE)	KG	174.00	174.00	168.00	180.00	170.00	187.00
FISH-RAHU MEDIUM SIZE	KG	230.00	240.00	320.00	360.00	280.00	250.00
MILK FRESH (UNBOILED)	LTR.	82.50	80.00	85.00	77.50	70.00	100.00
CURD	KG.	93.33	100.00	95.00	86.25	80.00	100.00
MILK TETRA PACK 1/2 LTR.	PKT.	60.00	60.00	59.00	58.00	58.00	55.00
LACTOGEN 400 GRAMS	PKT.	425.00	435.00	435.00	430.00	438.00	425.00
POWDER MILK NIDO 400GM.	PKT	380.00	380.00	380.00	375.00	380.00	350.00
MILK POWDER LOOSE/PACKED	KG.	500.00	400.00	520.00	550.00	430.00	500.00
BUTTER LOCAL PACKED	50 GM.	25.00	60.00	25.00	42.50	32.50	25.00
EGGS FARM	DOZ	77.83	77.50	71.00	80.00	101.25	80.00
MUSTARD OIL AV.QLTY.	KG.	220.00	240.00	240.00	180.00	190.00	210.00
COOKING OIL (DALDA)	2.5LTR	445.00	455.00	445.00	475.00	436.25	520.00
COOKING OIL (PAKWAN) OTHER BRAND SPECIFY	2.5 LTR	390.00	350.00	400.00	420.00	440.00	300.00
VEGETABLE GHEE TIN	2.5KG.	443.33	440.00	440.00	470.00	415.00	470.00
VEGETABLE GHEE (LOOSE)	KG.	152.50	150.00	135.00	160.00	150.00	147.00
DATES AV.QLTY.	KG.	170.00	170.00	170.00	216.25	157.50	190.00
PISTACHIO AV.QLTY.	50 GM.	75.00	80.00	100.00	85.00	60.00	110.00
ALMONDS WHOLE AV.QLTY.	KG.	683.33	650.00	450.00	650.00	417.50	550.00
COCONUT DRY AV.QLTY.	KG.	273.33	240.00	255.00	305.00	300.00	240.00
RAISINS AV.QLTY.	50 GM.	19.50	20.00	20.00	13.50	14.75	25.00
GROUNDNUTS (WITH SHELL)	KG.	168.33	155.00	180.00	140.00	138.75	170.00
MALTA/MOSAMBI	DOZ	0.00	0.00	0.00	0.00	0.00	0.00
KINNU	DOZ	145.00	150.00	60.00	100.00	141.25	150.00
APPLE	KG	118.33	135.00	100.00	140.00	117.50	110.00
ALOO BUKHARA	KG	0.00	0.00	0.00	250.00	102.50	0.00
POMEGRANATE (ANNAR)	KG	0.00	0.00	0.00	0.00	0.00	0.00
GRAPES	KG	0.00	0.00	0.00	0.00	0.00	0.00
BANANAS	DOZ	85.00	80.00	65.00	76.25	73.75	100.00
MANGO KALMI	KG	115.00	130.00	0.00	100.00	115.00	0.00
GUAVA	KG	0.00	0.00	0.00	0.00	0.00	0.00
WATERMELON (TURBOOZ)	KG	26.67	25.00	20.00	20.00	18.75	25.00
MUSKMELON (KHARBOOZA)	KG	44.17	40.00	40.00	20.00	37.50	50.00
SWEETMELON (GARMA)	KG	0.00	0.00	0.00	0.00	0.00	0.00
PULSE MASOOR (WHOLE)	KG.	138.33	140.00	140.00	140.00	110.00	120.00
PULSE MASOOR (WASHED)	KG.	138.33	140.00	140.00	137.50	130.00	130.00
PULSE MOONG (WASHED)	KG.	142.33	150.00	147.50	135.00	151.25	140.00
PULSE MASH (WASHED)	KG.	276.67	280.00	275.00	270.00	200.00	250.00

Contd.

7.11 Intercity Consumer Prices May, 2016

Description	Unit	Peshawar	Mardan	Abbott- abad	Bannu	D.I. Khan	Mingora
PULSE GRAM	KG.	135.00	140.00	150.00	130.00	117.50	140.00
GRAM WHOLE BLACK AV QLTY.	KG.	118.33	130.00	137.50	95.00	65.00	130.00
GRAM WHOLE YELLOW AV.QLTY	KG.	145.00	155.00	155.00	132.50	127.50	140.00
BEANS (LAL LOBIA)	KG.	116.67	110.00	125.00	125.00	122.50	125.00
POTATOES	KG	24.17	20.00	20.00	20.00	14.25	20.00
ONION	KG	38.33	40.00	32.50	37.50	22.50	30.00
TURNIP	KG	0.00	0.00	0.00	0.00	0.00	0.00
RADISH	KG	0.00	0.00	0.00	0.00	0.00	0.00
TOMATOES	KG	25.00	25.00	20.00	20.00	20.00	21.25
CABBAGE	KG	0.00	0.00	0.00	0.00	0.00	0.00
CAULIFLOWER	KG	0.00	0.00	0.00	0.00	0.00	0.00
BRINJAL	KG	36.67	30.00	22.50	30.00	32.50	40.00
PUMPKIN	KG	43.33	40.00	50.00	30.00	48.75	30.00
BOTTLEGOURD	KG	55.00	45.00	37.50	42.50	0.00	50.00
LADY FINGER	KG	60.00	45.00	60.00	55.00	38.75	50.00
PEAS	KG	0.00	0.00	0.00	0.00	0.00	0.00
SPINACH	KG	0.00	0.00	0.00	0.00	0.00	0.00
TINDA	KG	28.33	17.50	40.00	22.50	20.00	20.00
TURAI	KG	40.00	35.00	50.00	50.00	42.50	50.00
KARAILA	KG	35.00	45.00	45.00	60.00	28.75	40.00
ARVI	KG	0.00	0.00	0.00	0.00	0.00	0.00
CHILLIES GREEN	KG	63.33	60.00	40.00	120.00	85.00	80.00
CARROT	KG	0.00	0.00	0.00	0.00	0.00	0.00
COCUMBER (KHEERA)	KG	22.50	20.00	20.00	20.00	25.00	20.00
LEMON	250GM	35.00	30.00	60.00	42.50	21.25	70.00
SUGAR REFINED	KG.	64.67	64.00	64.00	65.00	61.00	68.00
GUR AV.QLTY	KG.	89.50	81.25	95.00	97.50	72.50	87.50
HONEY LANGANESE 500 GM.	BOTTLE	860.00	840.00	900.00	350.00	860.00	500.00
MILO 200 GM.	BOTTLE	206.67	220.00	206.00	200.00	220.00	200.00
CUSTARD POWDER RAFHAN 300 GM.	PKT	76.67	75.00	80.00	85.00	80.00	80.00
TOFFEE (HILAL)	EACH	2.83	2.00	1.00	1.00	1.00	1.00
CHOWKELATE CANDY (SMALL SIZE)	EACH	5.00	5.00	5.00	5.00	5.00	5.00
SWEETMEAT (MIXED)	KG	276.67	260.00	240.00	185.00	247.50	250.00
ICE CREAM WALLS	CUP.	40.00	40.00	40.00	40.00	40.00	40.00
ICE	KG	11.67	10.00	10.00	12.00	10.00	15.00
JAM AHMED/MITCHELLES	BOTTLE	131.67	140.00	140.00	110.00	140.00	127.50
SQUASH-MITCHELLES	BOTTLE	156.67	160.00	160.00	145.00	160.00	165.00
ROOH AFZA	BOTTLE	160.00	160.00	150.00	150.00	157.50	150.00
JAM-E-SHIREEN	BOTTLE	160.00	160.00	165.00	150.00	163.75	150.00
SAUNF	50 GM	20.00	17.50	17.50	15.00	10.00	10.00
CINAMON LOOSE AV. QLTY	50 GM.	22.50	20.00	30.00	30.00	20.00	20.00
CUMINSEED WHITE NATIONAL	50 GM.	53.33	54.00	48.00	50.00	52.00	50.00
PEPPER BLACK NATIONAL	50 GM.	100.00	96.00	100.00	96.00	96.00	96.00
CLOVES LOOSE AV.QLTY	50 GM.	101.67	100.00	80.00	110.00	60.00	85.00
CARDAMOM LARGE LOOSE AV.QLTY	50 GM.	185.00	180.00	150.00	90.00	70.00	85.00
CARDAMOM SMALL AV.QLTY	50 GM.	115.00	110.00	150.00	120.00	77.50	87.50
SALT-POWDERED (LAHORI) LOOSE	KG.	10.00	10.00	10.00	10.00	5.00	15.00
SALT POWDERED (NATIONAL/SHAN)	PKT	25.00	25.00	25.00	20.00	25.00	20.00
CHILLIES POWD.NATIONAL 200GM	PKT	105.00	105.00	105.00	105.00	105.00	105.00
CHILLIES POWDER LOOS	KG.	260.00	250.00	320.00	275.00	232.50	220.00
CORRIANDER SEED POWD.NATIONAL	PKT	104.00	104.00	105.00	104.00	88.00	104.00
CORRIANDER SEED (LOOSE)	KG.	246.67	250.00	320.00	280.00	200.00	230.00
TURMERIC POWD.NATIONAL 50GM	PKT.	35.00	35.00	35.00	35.00	35.00	39.00
CURRY POWD. NATIONAL 200 GM	PKT.	87.00	87.00	87.00	87.00	86.00	87.00
TOMATO KETCHUP AHMED/MITCHL	BOTTLE	101.67	120.00	80.00	70.00	97.50	105.00
PICKLES AHMED/MITCHELLES	BOTTLE	126.67	120.00	100.00	100.00	110.00	100.00
VINEGAR SYNTHETIC (SIRKA)	BOTTLE	79.17	70.00	70.00	40.00	60.00	85.00
GARLIC	KG	153.33	155.00	130.00	280.00	145.00	260.00
GINGER	KG	155.00	130.00	150.00	230.00	210.00	120.00
TAPAL DANEDAR TEA 200GM PACKET	PKT	157.89	157.89	150.00	158.00	175.00	136.84
TEA LIPTON YELLOW LABEL 200GM.	PKT.	157.89	157.89	150.00	157.89	157.00	180.00

Contd.

7.11 Intercity Consumer Prices May, 2016

Description	Unit	Peshawar	Mardan	Abbott- abad	Bannu	D.I. Khan	Mingora
TEA LOOSE KENYA AV.QLTY 250GM.	PKT.	155.00	155.00	180.00	160.00	138.75	150.00
COFFEE-NESCAFE 75 GM. **	BOTTLE	300.00	355.00	350.00	290.00	350.00	330.00
COLD DRINK (STANDARD SIZ)	BOTTLE	26.67	30.00	25.00	25.00	25.00	25.00
FRUIT JUICE TETRA PACK	PKT.	15.00	15.00	25.00	17.50	20.00	30.00
MINERAL WATER NESTLE 1.5 LTR	BOTTLE	46.67	50.00	50.00	50.00	50.00	50.00
CIGARETTES K-2 10'S **	PKT	60.00	60.00	45.00	60.00	50.00	60.00
CIGARETTES CAPSTAN 10'S **	PKT	66.67	70.00	65.00	70.00	65.00	65.00
CIGARETTES GOLD LEAF 20'S	PKT	126.67	130.00	120.00	130.00	120.00	120.00
CIGARETTES MORVEN GOLD 20'S	PKT	70.00	70.00	65.00	70.00	60.00	70.00
BETEL LEAVES	50GM.	80.00	80.00	110.00	80.00	50.00	60.00
BETEL NUTS	KG.	500.00	500.00	400.00	300.00	280.00	400.00
LONG CLOTH 57" GUL AHMED/AL-KARAM	METER	300.00	300.00	250.00	175.00	227.50	320.00
SHIRTING AV.QLTY.	METER	283.33	325.00	225.00	150.00	150.00	175.00
PANT CLOTH W & WEAR AV.QLTY	METER	375.00	362.50	400.00	690.00	265.00	650.00
LAWN PRINTED GUL AHMED/AL-KARAM	METER	360.00	380.00	460.00	192.50	260.00	185.00
GEORGETTE AV.QLTY	METER	110.00	110.00	130.00	100.00	90.00	115.00
LINEN AV.QLTY ***	METER	155.00	175.00	150.00	148.75	80.00	145.00
HEAVY WT SUITING LAWERNCPUR AVG QLTY	METER	2503.33	2250.00	1250.00	900.00	750.00	1550.00
HEAVY WT SUITING LAWERNCPUR SUP QLTY	METER	2726.67	2500.00	2500.00	1050.00	1200.00	1850.00
TROPICAL SUITING LAW.PUR	METER	1553.33	1600.00	1250.00	700.00	750.00	1300.00
PANT BOY 24"/26" LENGTH.	EACH	500.00	550.00	500.00	750.00	450.00	375.00
SHIRT BOY 24"/26" LENGTH	EACH	360.00	335.00	500.00	350.00	250.00	325.00
SCHOOL UNI. PANT,SHIRT BOYS	SUIT	771.67	750.00	620.00	737.50	481.25	705.00
SCHOOL UNI. KAMEEZ,SHAL.BOYS	SUIT	730.00	575.00	800.00	695.00	450.00	475.00
SCHOOL UNI. KAMEEZ,SHAL.GIRL	SUIT	763.33	775.00	700.00	700.00	500.00	650.00
FROCK W/WEAR GIRLS	EACH	1075.00	1150.00	1050.00	925.00	660.00	550.00
AWAMI-SUIT W & W(BOY) 24"/26	SUIT	1013.33	950.00	1200.00	810.00	600.00	615.00
AWAMI-SUIT W&W (GENTS)AV.QLTY	SUIT	1683.33	1550.00	1900.00	1825.00	925.00	1300.00
PULLOVER GENTS OXFORD/BON.	EACH	3190.00	3187.50	3190.00	3400.00	2400.00	2750.00
PULLOVER LADIES OXFORD/BON.	EACH	3190.00	2800.00	3190.00	3250.00	2400.00	2750.00
PULLOVER (GENTS) OTHERS A.QTY	EACH	1066.67	1100.00	1955.00	1475.00	825.00	1925.00
SECOND-HAND COAT FOR MEN	EACH	625.00	650.00	400.00	400.00	225.00	650.00
SECONDHAND SWEETER FOR MEN DUP QLTY	EACH	758.33	1100.00	425.00	300.00	250.00	550.00
SECONDHAND WINTER JACKET	EACH	808.33	1100.00	525.00	275.00	225.00	875.00
UNDERWEAR AV.QLTY MEDIUM SIZE	EACH	115.00	90.00	220.00	93.75	70.00	130.00
VEST FOR MEN AV.QLTY.	EACH	135.00	110.00	150.00	87.50	70.00	110.00
VEST/SHAMEEZ (WOMEN) AVG. QLTY	EACH	165.00	130.00	200.00	137.50	110.00	95.00
SOCKS NYLON (PAKISTANI)	PAIR	94.17	110.00	100.00	65.00	50.00	55.00
BRASSIER AV.QLTY.	EACH	130.00	120.00	80.00	155.00	85.00	110.00
BRASSIER SUP QLTY	EACH	266.67	190.00	250.00	245.00	110.00	165.00
DOPATTA GEORGETTE AV.QLTY.	EACH	275.00	250.00	387.50	260.00	250.00	350.00
DOPATTA COTTON AV GLTY	EACH	208.33	235.00	275.00	275.00	230.00	255.00
CHADDAR (W/WEAR) (2x2.5 MTR)	EACH	1050.00	950.00	600.00	472.50	337.50	800.00
LUNGI/DHOTI(COTTON) AVG. QLTY	EACH	291.67	300.00	350.00	425.00	230.00	210.00
HANDKERCHIEF AVG. QLTY PAK	EACH	27.50	30.00	40.00	20.00	42.50	27.50
HANDKERCHIEF SUP. QLTY PAK	EACH	50.00	40.00	50.00	40.00	50.00	50.00
GLOVES AV QLTY	PAIR	106.67	110.00	100.00	55.00	60.00	55.00
AZARBAND COTTON AVG. QLTY	EACH	30.00	30.00	12.50	20.00	11.00	10.00
SEWING THREAD/REEL(ASLI PARI)	EACH	8.50	8.50	7.00	5.00	5.00	5.00
WASHING CHARGES PAINT & SHIRT	SUIT	220.00	110.00	60.00	70.00	80.00	100.00
DRY CLEANING SUIT COAT PANT	SUIT	450.00	340.00	400.00	250.00	180.00	450.00
WASHING CH. (KAMIZ-SHALWAR)	PAIR	80.83	80.00	50.00	70.00	35.00	60.00
TAILORING SHIRT	EACH	500.00	525.00	400.00	300.00	265.00	500.00
TAILORING CHARGES PANT (MEN)	EACH	1383.33	800.00	775.00	1000.00	550.00	950.00
TAILORING COAT-PANT SUIT	SUIT	5733.33	4800.00	4200.00	2900.00	2500.00	4400.00
TAILORING AWAMI-SUIT (MALE)	SUIT	633.33	625.00	575.00	550.00	525.00	550.00
TAILORING SUIT FEMALE	SUIT	558.33	550.00	425.00	475.00	375.00	650.00
GENTS SHOES PAUL BATA	PAIR	1199.00	1199.00	1199.00	1199.00	1199.00	1199.00
GENTS SANDAL BATA	PAIR	699.00	699.00	699.00	699.00	699.00	699.00
GENTS SPOUNG CHAPPAL BATA	PAIR	179.00	179.00	179.00	179.00	179.00	179.00
LADIES SANDAL BATA	PAIR	499.00	499.00	499.00	499.00	499.00	499.00

Contd.

7.11 Intercity Consumer Prices May, 2016

Description	Unit	Peshawar	Mardan	Abbott- abad	Bannu	D.I. Khan	Mingora
LADIES SPOUNG CHAPPAL BATA	PAIR	179.00	179.00	179.00	179.00	179.00	179.00
CHILD SHOE POWER LITE BATA	PAIR	599.00	599.00	599.00	599.00	599.00	599.00
GENTS SHOE, ART 1109 SERVICE	PAIR	999.00	999.00	999.00	999.00	999.00	999.00
NYLON JOGGER 27 SIZE 2-5 ***	PAIR	1299.00	1299.00	1299.00	1299.00	1299.00	1299.00
CHINA FOOT WEAR AV. QLTY (MALE) *	PAIR	950.00	950.00	1200.00	925.00	750.00	1350.00
CHINA FOOT WEAR AV. QLTY (FEMALE) *	PAIR	850.00	875.00	900.00	800.00	475.00	512.50
CHINA FOOT WEAR AV. QLTY (CHILDREN) *	PAIR	575.00	525.00	500.00	475.00	325.00	475.00
SHOE REPAIR HALF SOLE	PAIR	136.67	110.00	100.00	87.50	95.00	210.00
SHOES POLISH CHARGES AVERAGE SHOP	PAIR	20.00	20.00	20.00	20.00	16.25	20.00
HOUSE RENT (combined)	MONTH	7756.00	3534.00	8576.00	3991.00	5159.00	3679.00
rent 2	pm	7756.00	3534.00	8576.00	3991.00	5159.00	3679.00
RENT3	PM	7756.00	3534.00	8576.00	3991.00	5159.00	3679.00
RENT4	PM	7756.00	3534.00	8576.00	3991.00	5159.00	3679.00
RENT5	PM	7756.00	3534.00	8576.00	3991.00	5159.00	3679.00
RENT6	PM	7756.00	3534.00	8576.00	3991.00	5159.00	3679.00
SYNTHETIC ENEMAL ROBIALAC BALTI 3.64 LTR.	EACH	1833.33	1850.00	1950.00	1925.00	2000.00	2250.00
SYNTHETIC ENEMAL ICI BALTI 3.64 LTR.	EACH	1873.33	1900.00	1950.00	1925.00	1989.00	2160.00
CEMENT (LOCAL) SPECIFY BRAND NAME	BAG	487.50	485.00	500.00	495.00	490.00	495.00
BRICKS (NEW) IST CLASS	P/1000	5866.67	8000.00	9250.00	6600.00	5875.00	10375.00
CEMENT BLOCKS (6"x8"x12")	P/100	2900.00	2900.00	2350.00	2200.00	2650.00	3475.00
BAJREE	100CFT	3300.00	3000.00	3350.00	1800.00	2875.00	2750.00
SAND (BLACK PIT SAND)	K100CFT	2066.67	1700.00	2450.00	1475.00	1450.00	3100.00
TIMBER SHESHAM LOG IST QUALITY	cubmt.	57286.67	60027.00	0.00	35000.00	32700.00	0.00
IRON BAR (M.S. BAR) 1/2"	P/TON	65500.00	66000.00	65500.00	67250.00	64250.00	66000.00
CARPANTER WAGE RATE	P/DAY	783.33	800.00	800.00	950.00	950.00	1000.00
MASON (RAJ) WAGE RATE	P/DAY	900.00	900.00	800.00	1200.00	950.00	1000.00
UNSKILLED LABOUR WAGE RATE	P/DAY	500.00	500.00	600.00	550.00	500.00	500.00
PLUMBER WAGE RSTE	P/DAY	1200.00	1250.00	0.00	850.00	900.00	1000.00
ELECTICIAN WAGE RATE PER DAY **	P/DAY	933.33	950.00	0.00	700.00	900.00	1000.00
ELECTICIAN WAGE RATE PER POINT **	P/PNT	100.00	100.00	250.00	92.50	70.00	155.00
WATER CHARGES PER HOUSE	P/MONTH	150.00	120.00	175.00	200.00	100.00	130.00
ELECT.CHARGES UPTO 50 UNITS	P/UNIT	2.00	2.00	2.00	2.00	2.00	2.00
ELECT.CHARGES 01 - 100 UNIT	P/UNIT	6.18	6.18	6.18	6.18	6.18	6.18
ELECT.CHARGES 101 - 300 UNIT	P/UNIT	9.54	9.54	9.54	9.54	9.54	9.54
ELECT.CHARGES 301 - 1000 UNIT	P/UNIT	16.39	16.39	16.39	16.39	16.39	16.39
ELECT.CHARGES ABOVE 1000 UNIT	P/UNIT	18.39	18.39	18.39	18.39	18.39	18.39
ELEC	PM	10.50	10.50	10.50	10.50	10.50	10.50
GAS CHRg upto 3.3719 MMBUT	MMBTU	128.70	128.70	128.70	128.70	0.00	128.70
GAS CHRg 3.3719 - 6.7438 MMBUT	MMBTU	257.40	257.40	257.40	257.40	0.00	257.40
GAS CHRg 6.7438 - 10.1157 MMBUT	MMBTU	257.40	257.40	257.40	257.40	0.00	257.40
GAS CHRg10.1157 - 13.4876 MMBUT	MMBTU	702.00	702.00	702.00	702.00	0.00	702.00
GAS	PM	702.00	702.00	702.00	702.00	0.00	702.00
GAS	PM	409.50	409.50	409.50	409.50	0.00	409.50
KEROSENE OIL	LTR	76.67	77.50	85.00	82.00	77.00	95.00
FIREWOOD WHOLE	40 KG.	695.83	525.00	400.00	490.00	350.00	550.00
CHAIR SHESHAM WOOD WITH ARMS **	EACH	1833.33	1850.00	1500.00	1100.00	2550.00	1450.00
CHAIR PLASTIC (CHAIRMAN) AVERAGE QUALITY	EACH	1183.33	1200.00	990.00	667.50	800.00	900.00
TABLE SHESHAM WOOD (4X2X5") ***	EACH	6416.67	6000.00	6800.00	6700.00	4500.00	5000.00
SOFASET WOODEN WITH FOAM SEAT **	SET	22333.33	19000.00	17000.00	14750.00	18000.00	21000.00
COT IRON (WITH NIWAR)AV.QLTY.	EACH	2100.00	2100.00	2400.00	1950.00	2300.00	2000.00
ALMIRAH (STEEL) 6'X3' 20 GUAGE	EACH	9166.67	9000.00	14750.00	9350.00	9300.00	9000.00
DINNING TABLE 6 CHAIRS A.QLTY	SET	27166.67	27500.00	35000.00	11750.00	17000.00	22500.00
SINGLE BED WITHOUT FOAM MED.	EACH	6916.67	6125.00	7000.00	3600.00	5700.00	4750.00
MATRESS SINGLE(4"THICK)	EACH	4708.33	4750.00	5000.00	4550.00	3350.00	5560.00
FARSHI DARI 12'X9' AV.QLTY	EACH	1266.67	1150.00	1300.00	1450.00	1100.00	1550.00
DARI COTTON (6'x2 1/2') AV.QL	EACH	300.00	225.00	300.00	465.00	400.00	1175.00
CARPET PLAIN AV. QLTY	SQFT.	40.00	42.50	55.00	44.50	35.00	42.50
QUILT (LIHAF) 3 KG. COTTON	EACH	1033.33	1050.00	900.00	900.00	600.00	650.00
BLANKET (90" x 54")	EACH	3033.33	2350.00	3500.00	3000.00	2900.00	5250.00
BEDSHEET SINGLE BED SUP.QLTY	EACH	866.67	800.00	900.00	520.00	500.00	700.00
BED SHEET DOUBLE WITH TWO PILLOW COVERS SUP QLTY	SET	1650.00	1500.00	2000.00	1375.00	1075.00	1500.00

Contd.

7.11 Intercity Consumer Prices May, 2016

Description	Unit	Peshawar	Mardan	Abbott- abad	Bannu	D.I. Khan	Mingora
TOWEL(3'x2') AV. QALTY	EACH	325.00	225.00	475.00	300.00	275.00	250.00
CELING FAN 48" SUPER QLTY **	EACH	3133.33	2900.00	3000.00	3600.00	3250.00	2950.00
PEDESTAL FAN 22" SUPER QLTY	EACH	4700.00	4200.00	4500.00	4762.50	4730.00	3550.00
REFG. DAWLENCE 10 CFT. D.DOOR	EACH	30250.00	27875.00	30000.00	36000.00	33500.00	28750.00
D-FREEZER WAVES 8 CFT.	EACH	29916.67	30000.00	30000.00	43000.00	29000.00	30500.00
AIRCONDITIONER 1.5 TON PEL	EACH	40000.00	41000.00	40000.00	46250.00	44000.00	44000.00
SPLIT AIR CONDITIONER 1.5 TON (SPECIFY BRAND NAME)	EACH	44500.00	44000.00	42000.00	45000.00	41250.00	48000.00
AIRCOOLER SUPER ASIA	EACH	15166.67	15000.00	13750.00	11250.00	14900.00	9750.00
WASHING MACHINE SINGER	EACH	15650.00	15850.00	15600.00	14700.00	14700.00	14700.00
SEWING MACHINE(SINGER)	EACH	6430.00	7595.00	6900.00	5910.00	5000.00	6095.00
GIZER LARGE SIZE 30 GALLON CAPACITY SUP QLTY	EACH	20600.00	22900.00	16200.00	15200.00	17537.50	16500.00
GAS BURNER DOUBLE SPFY.BRAND	EACH	3183.33	2975.00	3500.00	2695.00	2100.00	1412.50
ELECT. IRON PHILIPS MDL.1120	EACH	3200.00	3200.00	3100.00	1500.00	1375.00	1500.00
ELECTRIC JUICER FOR APPLE	EACH	4583.33	4500.00	4000.00	4800.00	3625.00	1700.00
S.STEEL DEGHCHI MEDIUM SIZE ***	EACH	788.33	725.00	650.00	575.00	500.00	600.00
ALUMINIUM COOKING PAN (DEGCHI) MED SIZE	EACH	683.33	625.00	550.00	585.00	425.00	750.00
NON STICK COOKING PAN (DEGCHI) SUP. QLTY	EACH	1158.33	900.00	600.00	565.00	525.00	750.00
FRYING PAN STEEL AVG. QLTY MED. SIZE	EACH	450.00	350.00	350.00	470.00	352.50	275.00
TAWA IORN (MEDIUM SIZE) AVG. QLTY	EACH	383.33	375.00	500.00	595.00	355.00	325.00
S.STEEL PLATE A.QLTY.(M.SIZE)	EACH	72.50	65.00	77.50	65.00	55.00	72.50
TABLE SPOON S.STEEL SUP.QLTY.	DOZEN	483.33	425.00	475.00	495.00	265.00	550.00
WATER SET JUG+6 GLASSES (OMROC)	SET	533.33	475.00	475.00	487.50	512.50	450.00
TEA SET PAK. CHINAWARE 21 PCS.	SET	2566.67	2100.00	2100.00	1500.00	1550.00	2650.00
DINNER SET PLASTIC 72 PIECES SUPERIOR QLTY	SET	8583.33	8000.00	6000.00	4275.00	3250.00	3750.00
HOTPOT SET PLASTIC 3 PCS.	SET	1233.33	1150.00	2000.00	1575.00	1025.00	1725.00
BUCKET(BALTI) PLASTIC MED.SIZ	EACH	350.00	325.00	350.00	465.00	290.00	350.00
LOTA PLASTIC (MED SIZE) AVERAGE QUALITY	EACH	55.00	47.50	55.00	40.00	38.75	65.00
PRESURE COOKER 4 LTR.	EACH	1350.00	1100.00	975.00	1450.00	1375.00	1450.00
WATER COOLER 9/10 LTR.PLASTIC ***	EACH	500.00	525.00	725.00	450.00	600.00	475.00
THERMOS STARVAC 1 LTR	EACH	483.33	462.50	575.00	507.50	500.00	675.00
BULB PHILIPS 100-WATTS	EACH	40.00	40.00	30.00	30.00	30.00	37.50
TUBE LIGHT PHILIPS 40 WATTS	EACH	100.00	100.00	105.00	95.00	125.00	130.00
ELECTRIC BLUBS "0" WATTE LOCAL	EACH	20.00	25.00	25.00	20.00	22.50	20.00
ELECTRIC BLUB ENERGY SAVER 14 WATTS	EACH	170.00	170.00	162.50	160.00	170.00	150.00
WASHING SOAP 250 GMS SPECIFY BRAND NAME	EACH	40.00	40.00	40.00	37.00	37.50	27.50
SURF EXCEL 400 GMS POLY BAG	EACH	125.00	125.00	125.00	120.00	111.25	125.00
WASHING POWDER 1000 GRM	EACH	150.00	185.00	185.00	175.00	185.00	185.00
WASHING POWDER (WHEEL/ BONUS) 100 GRAMS	EACH	90.00	90.00	90.00	100.00	97.50	90.00
CLEANSER POWDER VIM 1000 GM	PKT.	81.67	70.00	75.00	75.00	72.50	66.67
FINIS 500 ML	BOTTLE	170.00	170.00	180.00	140.00	110.00	110.00
PHNYLE TYPHONE/FINIS/CARRANITE 3 LITRES	BOTTLE	150.00	150.00	165.00	137.50	125.00	130.00
HARPIC	BOTTLE	148.33	145.00	145.00	140.00	142.50	125.00
BOOT POLISH CHERRY/KIWI 50ML	EACH	100.00	100.00	100.00	100.00	90.00	100.00
ROBIN BLUE (35 GRAMS)	PKT.	51.67	50.00	30.00	40.00	28.00	30.00
TISSU PAPER PERFUMED 100 PCS.	PKT	108.33	110.00	110.00	90.00	102.50	90.00
TOILET PAPER ROLL (R.PETEL)	P/ROLL	40.00	38.00	40.00	35.00	35.00	27.50
BOOT POLISH LIQUID CHEERY BLOSSOM KIWI 75 ML	BOTTLE	135.00	135.00	150.00	120.00	135.00	117.00
MATCH BOX SMALL	EACH	2.00	2.00	2.00	2.50	1.00	1.00
DRY CELL 1.5 VOLT(LOCAL)	EACH	33.33	27.50	20.00	25.00	20.00	20.00
HAND STITCHING NEEDLE M.SIZE	PACKET	5.83	6.00	10.00	6.00	6.00	5.00
SEWING MACHINE NEEDLE (SINGER)	EACH	5.83	6.00	7.50	5.00	5.00	5.00
HOUSEHOLD SERVANT FEMALE P/T	P/MNTH	1516.67	1200.00	2500.00	1625.00	2750.00	3500.00
MARRIAGE HALL WITH FURNITURE	P/HEAD	241.67	250.00	100.00	90.00	100.00	60.00
SEPTRAN TABLETS	10TAB.	15.00	15.00	15.00	15.00	16.00	15.00
BRUFEN TABS 200-MG.	10TAB.	10.67	10.00	10.00	10.00	10.00	10.00
PANADOL TAB. EXTRA/PLAIN	10TAB.	12.00	10.00	12.00	12.00	12.00	12.00
DISPRIN TAB.	10TAB.	12.00	10.00	10.00	12.00	10.00	10.00
TRISIL TAB.	10 TAB	10.00	10.00	10.00	10.00	10.00	10.00
FLAGYL TAB. 200 MG.	10TAB.	10.00	10.00	10.00	10.00	10.00	10.00
VENTOLIN TAB. 2MG.	10TAB.	10.00	10.00	10.00	9.00	9.67	10.00
DAONIL TAB. 5 MG.	10TAB.	17.00	17.00	17.00	17.00	17.00	17.00

Contd.

7.11 Intercity Consumer Prices May, 2016

Description	Unit	Peshawar	Mardan	Abbott- abad	Bannu	D.I. Khan	Mingora
ENTOX TAB.	10TAB.	10.00	10.00	10.00	10.00	10.00	10.00
RENITEC TAB. 5 MG.	10TAB.	58.50	59.00	58.00	59.00	50.53	58.50
CAC. 1000 TAB	BOTTLE	122.00	122.00	122.00	122.00	122.00	122.00
AMOXIL CAPSOLE 250 MG.S	10CAP.	35.00	35.00	36.00	35.00	36.00	35.00
CALCIUM SYRUP SANDOZ	BOTTLE	64.00	64.00	64.00	64.00	64.00	64.00
LEDERPLEX SYRUP	BOTTLE	35.00	35.00	35.00	35.00	35.00	35.00
SANCOS SYRUP (50 ML.)	BOTTLE	30.00	30.00	30.00	30.00	30.00	30.00
PHENERGAN SYRUP 120 ML.	BOTTLE	33.67	33.00	33.00	33.00	33.00	33.00
CALPOL SYRUP 60 ML.	BOTTLE	28.00	28.00	28.00	28.00	28.00	28.00
HYDRYLLIN SYRUP 120 ML.	BOTTLE	65.00	65.00	65.00	65.00	65.00	65.00
POLYFAX EYE OINTMENT	TUBE	21.00	21.00	21.00	21.00	21.75	21.00
BETNESOL EYE DROPS	BOTTLE	33.89	33.89	34.00	33.89	33.89	34.00
EAR DROPS (CARDISPORINE) ***	BOTTLE	21.00	21.00	21.00	21.00	21.00	21.00
BETNOVATE-N OINTMENT 5 GMS	TUBE	17.00	16.00	16.00	16.00	16.00	16.00
BURNOL CREAM 30 GRM	TUBE	16.00	16.00	16.00	16.00	16.00	16.00
VICKS VAPORUB/BALM	BOTTLE	36.00	36.00	36.00	36.00	36.00	36.00
GLYCRINE SMALL BOTTLE	BOTTLE	26.67	30.00	35.00	28.75	15.00	30.00
JOUHAR JOSHANDA	PKT.	8.00	8.00	8.00	6.00	8.00	10.00
GALXOS-D (450 GRMS)	PKT.	157.33	157.50	151.88	140.00	140.00	150.00
GRIPE-WATER WOODWARDS	BOTTLE	55.00	55.00	50.00	50.00	50.00	55.00
SANIPLAST ONE PUTTY	EACH	2.00	2.00	2.00	2.00	2.00	2.00
O.R.S. (NIMCOL)	PKT.	17.00	17.00	17.00	17.00	15.00	15.00
DETTOL (MEDIUM)	BOTTLE	46.80	46.80	46.80	46.80	48.00	46.80
COTTON BANDAGE 2" - 4"	EACH	9.00	9.00	14.00	10.00	5.50	6.00
THERMOMETER CHINA	EACH	41.33	40.00	70.00	40.00	45.00	40.00
DOCTOR (MBBS) CLINIC FEE	P/PAT.	266.67	250.00	250.00	175.00	250.00	350.00
URINE TEST (DR) CHARGES	P/TEST	100.00	100.00	100.00	100.00	120.00	100.00
BLOOD TEST (CP) CHARGES	P/TEST	200.00	200.00	287.50	175.00	130.00	250.00
SUGAR TEST (RANDOM/FASTING BOTH) CHARGES	P/TEST	200.00	200.00	150.00	140.00	140.00	100.00
ECG CHARGES	P/TEST	183.33	150.00	250.00	250.00	300.00	150.00
X-RAY (CHEST) CHARGES	P/X-RAY	283.33	300.00	250.00	225.00	300.00	180.00
CAR SUZUKI 800 CC (W/O. A/C)	EACH	693000.00	693000.00	645000.00	0.00	642000.00	0.00
CAR SUZUKI 1000 CC	EACH	1069000.00	1085800.00	1105000.00	0.00	1052000.00	0.00
CAR TOYOTA 1300 CC	EACH	1767500.00	1767500.00	1767500.00	0.00	1767500.00	0.00
CAR HONDA CIVIC	EACH	2039000.00	2039000.00	2180000.00	0.00	0.00	0.00
MOTORCYCLE HONDA CD-70.	EACH	63500.00	63500.00	63500.00	63500.00	63500.00	63500.00
MOTORCYCLE YAMAHA 100CC.	EACH	80000.00	80000.00	79300.00	84000.00	79300.00	0.00
MOTOR CYCLE HERO 70 CC	EACH	43000.00	42500.00	46000.00	43000.00	45000.00	45000.00
BICYCLE WITH TYRES & TUBES	EACH	9000.00	7700.00	9900.00	9300.00	6825.00	6650.00
TYRE CAR WITH TUBE GENERAL	EACH	3726.67	3700.00	3000.00	5150.00	3500.00	3500.00
TYRE MOTOR CYCLE WITHOUT TUBE	EACH	1291.67	1300.00	1150.00	1175.00	1050.00	1250.00
TYRE CYCLE SPECIFY BRAND NAME	EACH	331.67	340.00	550.00	557.50	325.00	500.00
TYRE CAR W/O TUBE	EACH	3460.00	3200.00	3062.50	4600.00	3600.00	3350.00
PETROL SUPER	LITRE	64.21	64.21	64.21	64.21	64.21	64.21
HIGH SPEED DIESEL HSD	LITRE	72.46	72.46	72.46	72.46	72.46	72.46
CNG	K.G.	75.82	0.00	0.00	0.00	0.00	75.82
GAS CYLINDER STAND. SIZE	EACH	990.00	990.00	820.00	870.00	1125.00	845.00
MOTOR CYCLE SERVICE CHARGES	EACH	300.00	280.00	300.00	325.00	275.00	275.00
CAR SERVICE CHARGES	EACH	300.00	300.00	400.00	0.00	400.00	282.50
TYRE PUNCTURE CHARGES	EACH	60.83	50.00	75.00	80.00	50.00	55.00
CYCLE OVERHAULING CHARGES	EACH	350.00	350.00	275.00	600.00	300.00	250.00
CAR TAX FOR 800CC TO 1300CC	YEARLY	1075.00	1075.00	1075.00	1075.00	1075.00	1075.00
TRAIN FARE ECO. 1-100 KM.	P/KM.	0.68	0.00	0.68	0.68	0.00	0.00
TRAIN FARE ECO. 101-500 KM.	P/KM.	0.98	0.00	0.98	0.98	0.00	0.00
TRAIN FARE ECO. > 500 KM.	P/KM.	0.89	0.00	0.89	0.89	0.00	0.00
TRAIN FARE IST SLP. 1-100KM	P/KM.	2.10	0.00	2.10	2.10	0.00	0.00
TRAIN FARE IST SLP.101-500 KM	P/KM.	2.59	0.00	2.59	2.59	0.00	0.00
TRAIN FARE IST SLP. > 500 KM	P/KM.	1.99	0.00	1.99	1.99	0.00	0.00
TRAIN FARE A/C SLP. 1-100KM.	P/KM	5.76	0.00	5.76	5.76	0.00	0.00
TRAIN FARE A/C SLP.101-500KM	P/KM.	4.59	0.00	4.59	4.59	0.00	0.00
TRAIN FARE A/C SLP > 500KM.	P/KM	4.16	0.00	4.16	4.16	0.00	0.00

Contd.

7.11 Intercity Consumer Prices May, 2016

Description	Unit	Peshawar	Mardan	Abbott- abad	Bannu	D.I. Khan	Mingora
PLATEFORM TICKET	EACH	10.00	0.00	10.00	10.00	0.00	0.00
AUTO RICKSHAW FARES	KM/MIN	53.33	60.00	50.00	40.00	50.00	50.00
FULL TONGA CHARGES	KM/MIN	60.00	60.00	60.00	50.00	0.00	0.00
TAXI 4 SEATER FARE	KM/MIN	100.00	100.00	150.00	40.00	150.00	75.00
BUS FARE MIN (WITHIN CITY)	TICKET	10.00	10.00	10.00	10.00	0.00	0.00
BUS FARE MAX (WITHIN CIT	TICKET	20.00	19.00	10.00	20.00	0.00	0.00
BUS FARE OUTSIDE CITY	P/KM.	0.79	0.79	0.79	0.79	0.79	0.79
A/C BUS FARE OUTSIDE CITY	P/KM.	0.90	0.90	0.90	0.90	0.90	0.90
MINIBUS FARE MIN.WITH IN CITY	TICKET	10.00	0.00	0.00	0.00	0.00	0.00
MINIBUS FARE MAX.WITH IN CITY	TICKET	20.00	0.00	0.00	0.00	0.00	0.00
SUZUKI FARE MIN.WITH IN CITY	TICKET	10.00	10.00	10.00	0.00	10.00	10.00
SUZUKI FARE MAXIMUM W.IN CITY	TICKET	20.00	20.00	13.00	0.00	15.00	15.00
AIR FARE ECONOMY CLASS.	P/KM.	19.26	0.00	0.00	0.00	0.00	0.00
POSTAL ENVELOPE DOMESTIC	EACH	8.00	8.00	8.00	8.00	8.00	8.00
ENVELOPE FOR SAUDI ARABIA	EACH	50.00	50.00	50.00	50.00	50.00	50.00
POSTAL REGISTRATION CHARGES	EACH	28.00	28.00	38.00	36.00	28.00	28.00
U.M.S. REG CHARGES MIN.	EACH	59.00	59.00	59.00	59.00	59.00	59.00
T.C.S. CH. MIN.WITH IN ZONE	EACH	150.00	150.00	150.00	110.00	150.00	130.00
TELEPHONE CHARGES LOCAL CALL	P/CALL	3.94	3.94	3.94	3.94	3.94	3.94
TEL CHARGES OUT SIDE CITY	P/CALL	3.94	3.94	3.94	3.94	3.94	3.94
INTERNET CHARGES	P/HOUR	30.00	30.00	30.00	40.00	42.50	40.00
MOBILE CELL CHARGES	P/UNIT	2.88	2.88	4.00	2.88	2.50	2.50
FAX CHARGES (LOCAL)	P/PAGE	20.00	20.00	20.00	15.00	15.00	10.00
TELEPHONE SET AV. QLTY	EACH	1183.33	1250.00	1650.00	1050.00	1300.00	1200.00
MOBILE SET NOKIA/SONY/ERICSON/SAMSUNG WITHOUT CAMERA	EACH	2883.33	3100.00	3500.00	2500.00	2250.00	2550.00
T.V. 20" COLORED WEGA H-A21.	EACH	25000.00	34000.00	20000.00	23500.00	20000.00	25500.00
T.V 20" COLOR CHINA/KORIA)	EACH	8833.33	10000.00	10500.00	11000.00	9550.00	8500.00
V.C.P. PANASONIC/LG/NAT	EACH	4000.00	0.00	6500.00	6750.00	5000.00	0.00
DVD/VCD PLAYER PANASONIC/LG	EACH	3066.67	4000.00	6800.00	1950.00	5500.00	1925.00
RADIO WITH C.PLAYER NATIONAL	EACH	2633.33	2650.00	2800.00	2175.00	1900.00	1450.00
PERSONNEL COMPUTER (BRANDED)	EACH	50000.00	48800.00	41000.00	52000.00	41500.00	34500.00
VID. CASSETTE BLK. TDK/SONY	EACH	100.00	100.00	55.00	110.00	100.00	125.00
COM. C.D. (TDK/IMATION)	EACH	40.00	40.00	50.00	65.00	50.00	50.00
TAPE RECORDER CASSETTE BLANK	EACH	33.33	30.00	60.00	25.00	42.50	70.00
VIDEO GAME SEGA 16 BYTE	EACH	1250.00	1250.00	1500.00	1500.00	1475.00	0.00
CINEMA A/C. HIGH CLASS	TICKET	85.00	30.00	0.00	0.00	0.00	0.00
CINEMA NON-A/C HIGH CLASS	TICKET	85.00	30.00	30.00	40.00	50.00	100.00
CABLE CHARGES	PER MONT	200.00	300.00	250.00	325.00	300.00	200.00
TV.LICENCE FEE DOMESTIC	YEARLY	420.00	420.00	420.00	420.00	420.00	420.00
ENGLISH BOOK CLASS V1	EACH	75.00	75.00	75.00	75.00	75.00	75.00
ENGLISH BOOK CLASS IX OR X	EACH	68.00	68.00	68.00	68.00	68.00	68.00
ENG. BOOK IST.YR COMPLETE SET	EACH	76.00	76.00	76.00	76.00	76.00	76.00
ENGLISH BOOK BA/B.SC	EACH	120.00	120.00	120.00	120.00	120.00	120.00
URDU BOOK CLASS V (T.B.BORD)	EACH	76.00	76.00	76.00	76.00	76.00	76.00
URDU BOOK CLASS IX/X(T.B.B)	EACH	58.50	58.50	58.50	58.50	58.50	58.50
URDU BOOK IST.YEAR/INTER	EACH	81.00	76.00	76.00	76.00	76.00	76.00
URDU BOOK BA/B.SC	EACH	170.00	160.00	160.00	160.00	160.00	160.00
MATHS BOOK CALSS V (T.B.B)	EACH	105.00	112.50	105.00	105.00	105.00	105.00
MATHS BOOK CLASS IX OR X	EACH	117.00	117.00	117.00	117.00	117.00	117.00
MATHS BOOK IST.YEAR (T.B.B)	EACH	176.00	176.00	176.00	176.00	176.00	176.00
PAKISTAN STUDIES BOOK BA/B.SC	EACH	120.00	120.00	120.00	120.00	120.00	120.00
DAILY "DAWN"	P/COPY	19.00	19.00	19.00	19.00	19.00	19.00
DAILY "JANG"	P/COPY	12.00	12.00	12.00	12.00	12.00	12.00
DAILY "NAWA-E-WAQT"	P/COPY	12.00	12.00	12.00	12.00	12.00	12.00
WEEKLY "AKHBAR-E-JAHAN"	P/COPY	55.00	55.00	55.00	55.00	55.00	55.00
WEEKLY "MAG"	P/COPY	45.00	45.00	45.00	45.00	45.00	45.00
MONTHLY "NAUNEHAL DIGEST"	P/COPY	35.00	35.00	35.00	35.00	35.00	35.00
PAPER FOOLSCAPE (27"x17")	QUIRE	20.00	20.00	37.50	35.00	47.50	25.00
EXERCISE.BOOK LINED 80/100 PGS	EACH	71.67	65.00	65.00	55.00	45.00	65.00
PENCILGOLDFISH/DEER	EACH	6.67	5.00	6.00	6.00	5.00	10.00
PEN INK DOLLOR 57 ML BOTTLE	EACH	20.00	20.00	25.00	20.00	20.00	20.00

Contd.

7.11 Intercity Consumer Prices May, 2016

Description	Unit	Peshawar	Mardan	Abbott- abad	Bannu	D.I. Khan	Mingora
PHOTOSTATE PAPER 70 GM	PRT	323.33	330.00	370.00	300.00	355.00	350.00
BALL PEN (local)	EACH	7.00	7.25	7.00	8.50	5.00	10.00
FOUNTAIN PEN HERO/WINGS/CHINA	EACH	44.17	60.00	55.00	35.00	40.00	50.00
PRIVATE SCHOOL FEE ENGLISH MEDIUM AVERAGE STANDARD (CLASS I)	PER MONTH	1966.67	2000.00	2500.00	575.00	500.00	1000.00
PRIVATE SCHOOL FEE ENGLISH MEDIUM AVERAGE STANDARD (CLASS V)	PER MONTH	2200.00	2300.00	3000.00	750.00	800.00	1000.00
PRIVATE SCHOOL FEE ENGLISH MEDIUM AVERAGE STANDARD (CLASS VI)	PER MONTH	2200.00	2300.00	3500.00	800.00	1000.00	1250.00
PRIVATE SCHOOL FEE ENGLISH MEDIUM AVERAGE STANDARD (CLASS X)	PER MONTH	2266.67	2800.00	4000.00	950.00	1800.00	2000.00
PRIVATE MEDICLE COLLEGE FEE MBBS (IST YEAR)	PER MONTH	52333.33	0.00	50000.00	0.00	0.00	0.00
PRIVATE ENGINEERING COLLEGE FEE (ISTR YEAR)	PER MONTH	15000.00	15000.00	0.00	0.00	0.00	0.00
GOVT. COLLEGE FEE IST. YEAR	MONTH	42.09	42.09	42.09	42.09	42.09	42.09
GOVT. COLLEGE FEE 4TH. YEAR	MONTH	54.90	54.79	50.00	50.00	39.59	39.59
GOVT. UNIVERSITY FEE MSC.	MONTH	1487.93	1487.93	539.58	620.00	540.00	540.00
GOVT. MED. COLLEGE FEE MBBS	MONTH	641.67	641.66	641.66	642.00	641.66	641.66
GOVT. ENGG. COLL. FEE I YEAR	MONTH	595.83	595.83	0.00	404.17	595.83	0.00
COACHING FEE FOR CLASS IX/X	PER MONTH	2500.00	2500.00	1200.00	800.00	1000.00	1750.00
COACHING CHARGES FOR CLASS IST YEAR/INTER (SCIENCE)	PER MONTH	3000.00	3000.00	1500.00	800.00	1100.00	2750.00
COACHING CHARGES FOR CLASS IST YEAR/INTER (COMMERCE)	PER MONTH	3000.00	3000.00	1000.00	750.00	1000.00	950.00
I.T. TUITION FEES	PER MONTH	8667.00	5000.00	4166.00	3000.00	2100.00	0.00
MBA TUITION FEES	PER MONTH	7500.00	6000.00	3000.00	3500.00	2100.00	0.00
BREAD TANDOORI ST. SIZE	EACH	10.00	10.00	10.00	10.00	6.00	10.00
COOKED MUTTON (AV. HOTEL)	PLATE	183.33	150.00	150.00	150.00	140.00	185.00
COOKED BEEF (AV. HOTEL)	PLATE	121.67	100.00	90.00	95.00	100.00	125.00
COOKED DAL (AV. HOTEL)	PLATE	60.00	60.00	57.50	47.50	70.00	65.00
CHICKEN BIRYANI FULL/DOUBLE	PLATE	133.33	140.00	140.00	130.00	145.00	190.00
TEA PREPARED (ORDINARY)	CUP	15.00	20.00	20.00	20.00	15.00	17.50
HAIRCUT CHARGES FOR MEN	P/CUT	141.67	120.00	85.00	77.50	55.00	82.50
BEAUTY PORL HAIR STYL CHARGE	P/STY.	250.00	225.00	600.00	167.50	140.00	450.00
SHAVING CHARGES	PER SHV	76.67	80.00	50.00	40.00	32.50	55.00
LIPSTICK S.MISS/MEDORA	EACH	113.33	120.00	115.00	110.00	100.00	90.00
NAIL POLISH S.MISS/MEDORA	EACH	103.33	100.00	105.00	120.00	100.00	85.00
PERFUME MED.SIZE MEDORA/BROACH	EACH	193.33	200.00	140.00	160.00	180.00	150.00
HAIR-OIL AMLA/CHAMBELI	BOTTLE	120.00	115.00	120.00	130.00	85.00	100.00
TOILET SOAP LUX 95 GRAMS	EACH	40.67	40.00	40.00	44.00	39.00	35.00
TOILET SOAP LIFEBOUY 140 GRM	EACH	36.33	37.00	36.00	36.00	36.00	36.00
TOILET SOAP SAFEGUARD BATH SIZE	EACH	46.00	46.00	47.00	50.00	48.00	50.00
TOOTHPASTE MACKLINES 70 GRM	EACH	50.00	50.00	50.00	50.00	50.00	50.00
TOOTHPAST MED SIZE CLGATE 70 GMS	EACH	67.50	70.00	70.00	70.00	60.00	75.00
TOOTHBRUSH SHEILD A/PLAQUE	EACH	45.00	45.00	45.00	32.50	40.00	46.25
TOOTHPOWDER DENTONIC 90 GRM	EACH	30.67	32.00	30.00	30.00	25.00	25.00
HAIR-COLOUR BEGIN (6 GMS)	EACH	103.33	100.00	100.00	95.00	95.00	100.00
HAIR COLOUR (KALAKOLA)	BOTTLE	130.00	130.00	130.00	120.00	125.00	120.00
FACECREAM PONDS (MEDIUM)	EACH	116.67	120.00	120.00	130.00	110.00	120.00
TALC POWDER VICE ROAY,B.CAT	EACH	136.67	150.00	145.00	130.00	110.00	110.00
BLADE TREET ORDINARY 10'S	PKT.	36.67	35.00	45.00	30.00	30.00	30.00
BLADE 7-O-CLOCK STAIN. 5'S	PKT.	35.00	35.00	30.00	30.00	35.00	37.50
SHAMPOO SUNSILK/PAINTIN 100 ML	BOTTLE	100.00	100.00	100.00	100.00	110.00	110.00
BEAUTY CREAM (FAIR & LOVELY)	EACH	85.00	85.00	185.00	85.00	170.00	115.00
HAIR REMOVING CREAM (EU-CREAM)	TUBE	60.00	60.00	65.00	75.00	50.00	80.00
GEL MEDIUM SIZE	BOTTLE	120.00	120.00	150.00	60.00	85.00	120.00
DISPOSABLE RAZOR GILLET-II	EACH	45.00	45.00	42.50	35.00	45.00	45.00
SHAVING CREAM TOUCH-ME/ADM.	EACH	63.33	60.00	65.00	55.00	55.00	60.00
GOLD TEZABI 24 CT	10 GM.	43040.00	43040.00	42181.00	43100.00	41187.00	42608.00
SILVER TEZABI 24 CT	10 GM.	600.00	600.00	600.00	720.00	541.00	574.00
ARTIFICIAL JEWELLARY SET	SET	983.33	1100.00	750.00	975.00	230.00	2125.00
WRIST WATCH GENTS CITIZEN (ORIGINAL) ***	EACH	4000.00	4500.00	2000.00	2500.00	2500.00	2500.00
WRIST WATCH LADIES CITIZEN (ORIGINAL) ***	EACH	4000.00	4500.00	1800.00	2500.00	2500.00	2750.00
WALL CLOCK QUARTZ AV.QLTY	EACH	1350.00	1500.00	525.00	482.50	255.00	650.00
SUITCASE REXIN (24"x16"x6")	EACH	725.00	700.00	1200.00	775.00	725.00	850.00
TRUNK MEDIUM SIZE ***	EACH	1500.00	1500.00	1200.00	1775.00	1300.00	950.00
PURSE LADIES (LEATHER) AVERAGE QUALITY	EACH	1233.33	975.00	700.00	830.00	500.00	600.00

7.11 Intercity Consumer Prices May, 2016

Description	Unit	Quetta	Turbat	Gawadar	Loralai	Khuzdar	D.M. Jamali
WHEAT	10 KG.	350.00	440.00	430.00	365.00	350.00	320.00
WHEAT FLOUR FINE/SUPERIOR.	KG.	51.00	53.00	52.00	46.00	40.00	40.00
WHEAT FLOUR AVG. QLTY	KG.	49.00	45.00	44.00	44.00	40.00	38.00
WHEAT FLOUR BAG	10 KG.	400.00	450.00	440.00	420.00	380.00	355.00
MAIDA	KG.	60.00	76.00	78.00	70.00	43.00	48.00
SUJI	KG.	60.00	80.00	81.00	70.00	70.00	50.00
BESAN AV. QLTY.	KG.	130.00	150.00	140.00	135.00	120.00	125.00
RICE BASMATI SUP. QLTY.	KG.	140.00	130.00	140.00	120.00	90.00	110.00
RICE BASMATI 385/386	KG.	70.00	70.00	75.00	90.00	50.00	77.50
RICE BASMATI BROKEN AV.QLTY	KG.	65.00	60.00	60.00	85.00	40.00	45.00
RICE IRRI-6 (SINDH/PUNJAB)	KG.	50.00	45.00	45.00	50.00	40.00	37.50
VERMICELLI	KG.	75.00	80.00	80.00	80.00	70.00	75.00
BREAD PLAIN MEDIUM SIZE	EACH	40.00	30.00	30.00	40.00	40.00	37.50
RUSK (PAPAY)	KG.	135.00	160.00	200.00	160.00	160.00	140.00
BISCUITS-PACKED	PKT	35.00	35.00	35.00	35.00	35.00	35.00
BISCUIT-BAKERY (LOOSE)	250 GM	55.00	60.00	60.00	65.00	90.00	70.00
CORNFLAKS FAUJI 225 GM.	PKT	190.00	152.00	154.00	135.00	153.00	190.00
SAMOSA (VEGATABLE)	EACH	12.00	10.00	10.00	15.00	7.00	10.00
PASTRY AV.QLTY.	EACH	22.50	22.00	20.00	22.50	15.00	20.00
PATTIES (VEGATABLES)	EACH	25.00	22.00	20.00	25.00	15.00	30.00
NIMCO	250 GM	45.00	70.00	90.00	75.00	90.00	65.00
CHIPS	250 GM	50.00	75.00	90.00	60.00	90.00	65.00
BEEF WITH BONE AV.QLTY.	KG	365.00	440.00	450.00	300.00	320.00	260.00
MUTTON AV.QLTY.	KG	600.00	775.00	725.00	570.00	550.00	545.00
CHICKEN FARM BROILER (LIVE)	KG	175.00	260.00	300.00	195.00	200.00	170.00
FISH-RAHU MEDIUM SIZE	KG	310.00	400.00	400.00	320.00	230.00	225.00
MILK FRESH (UNBOILED)	LTR.	85.00	110.00	110.00	95.00	80.00	80.00
CURD	KG.	100.00	120.00	120.00	95.00	90.00	120.00
MILK TETRA PACK 1/2 LTR.	PKT.	60.00	64.00	62.00	65.00	50.00	50.00
LACTOGEN 400 GRAMS	PKT.	425.00	435.00	434.00	425.00	435.00	435.00
POWDER MILK NIDO 400GM.	PKT	380.00	380.00	379.00	380.00	380.00	390.00
MILK POWDER LOOSE/PACKED	KG.	400.00	500.00	510.00	440.00	790.00	475.00
BUTTER LOCAL PACKED	50 GM.	24.00	30.00	30.00	0.00	30.00	37.50
EGGS FARM	DOZ	85.00	96.00	99.00	87.50	80.00	75.00
MUSTARD OIL AV.QLTY.	KG.	190.00	180.00	200.00	230.00	170.00	190.00
COOKING OIL (DALDA)	2.5LTR	445.00	440.00	410.00	545.00	440.00	440.00
COOKING OIL (PAKWAN) OTHER BRAND SPECIFY	2.5 LTR	415.00	400.00	400.00	420.00	445.00	430.00
VEGETABLE GHEE TIN	2.5KG.	430.00	440.00	450.00	440.00	440.00	440.00
VEGETABLE GHEE (LOOSE)	KG.	150.00	157.50	162.50	150.00	120.00	150.00
DATES AV.QLTY.	KG.	185.00	75.00	100.00	240.00	80.00	200.00
PISTACHIO AV.QLTY.	50 GM.	55.00	60.00	100.00	60.00	150.00	55.00
ALMONDS WHOLE AV.QLTY.	KG.	700.00	530.00	575.00	550.00	1000.00	825.00
COCONUT DRY AV.QLTY.	KG.	275.00	300.00	255.00	240.00	600.00	250.00
RAISINS AV.QLTY.	50 GM.	22.50	24.00	25.00	20.00	60.00	27.50
GROUNDNUTS (WITH SHELL)	KG.	200.00	160.00	155.00	215.00	200.00	240.00
MALTA/MOSAMBI	DOZ	0.00	0.00	0.00	0.00	0.00	0.00
KINNU	DOZ	140.00	150.00	180.00	120.00	80.00	120.00
APPLE	KG	90.00	120.00	150.00	165.00	100.00	130.00
ALOO BUKHARA	KG	120.00	0.00	0.00	0.00	0.00	0.00
POMEGRANATE (ANNAR)	KG	0.00	0.00	0.00	0.00	0.00	0.00
GRAPES	KG	0.00	0.00	0.00	0.00	0.00	0.00
BANANAS	DOZ	60.00	75.00	80.00	77.50	75.00	60.00
MANGO KALMI	KG	100.00	155.00	145.00	85.00	40.00	125.00
GUAVA	KG	0.00	0.00	0.00	0.00	0.00	0.00
WATERMELON (TURBOOZ)	KG	22.00	40.00	40.00	27.50	30.00	20.00
MUSKMELON (KHARBOOZA)	KG	55.00	40.00	40.00	45.00	35.00	22.50
SWEETMELON (GARMA)	KG	0.00	0.00	0.00	0.00	0.00	0.00
PULSE MASOOR (WHOLE)	KG.	165.00	165.00	130.00	140.00	140.00	140.00
PULSE MASOOR (WASHED)	KG.	170.00	160.00	150.00	135.00	140.00	155.00
PULSE MOONG (WASHED)	KG.	180.00	155.00	150.00	155.00	200.00	165.00
PULSE MASH (WASHED)	KG.	285.00	180.00	190.00	245.00	200.00	185.00
PULSE GRAM	KG.	160.00	140.00	140.00	130.00	130.00	125.00

Contd.

7.11 Intercity Consumer Prices May, 2016

Description	Unit	Quetta	Turbat	Gawadar	Loralai	Khuzdar	D.M. Jamali
GRAM WHOLE BLACK AV.QLTY.	KG.	130.00	130.00	130.00	125.00	160.00	110.00
GRAM WHOLE YELLOW AV.QLTY	KG.	155.00	160.00	160.00	125.00	180.00	150.00
BEANS (LAL LOBIA)	KG.	155.00	90.00	90.00	120.00	170.00	125.00
POTATOES	KG	16.00	30.00	30.00	20.00	20.00	17.50
ONION	KG	30.00	40.00	40.00	37.50	30.00	22.50
TURNIP	KG	0.00	0.00	0.00	0.00	0.00	0.00
RADISH	KG	0.00	0.00	0.00	0.00	0.00	0.00
TOMATOES	KG	20.00	40.00	45.00	27.50	35.00	25.00
CABBAGE	KG	0.00	0.00	0.00	0.00	0.00	0.00
CAULIFLOWER	KG	0.00	0.00	0.00	0.00	0.00	0.00
BRINJAL	KG	32.50	50.00	65.00	60.00	25.00	27.50
PUMPKIN	KG	47.50	50.00	60.00	0.00	0.00	55.00
BOTTLEGOURD	KG	47.50	60.00	75.00	40.00	25.00	55.00
LADY FINGER	KG	57.50	75.00	80.00	65.00	60.00	25.00
PEAS	KG	0.00	0.00	0.00	0.00	0.00	0.00
SPINACH	KG	0.00	0.00	0.00	0.00	0.00	0.00
TINDA	KG	37.50	80.00	80.00	40.00	40.00	55.00
TURAI	KG	57.50	70.00	75.00	40.00	60.00	35.00
KARAILA	KG	32.50	95.00	80.00	60.00	95.00	35.00
ARVI	KG	0.00	0.00	0.00	0.00	0.00	0.00
CHILLIES GREEN	KG	77.50	135.00	130.00	110.00	70.00	45.00
CARROT	KG	0.00	0.00	0.00	0.00	0.00	0.00
COCUMBER (KHEERA)	KG	27.50	65.00	80.00	40.00	50.00	32.50
LEMON	250GM	20.00	60.00	65.00	35.00	60.00	82.50
SUGAR REFINED	KG.	65.00	70.00	70.00	65.00	63.00	63.00
GUR AV.QLTY	KG.	90.00	90.00	90.00	80.00	90.00	85.00
HONEY LANGANESE 500 GM.	BOTTLE	740.00	650.00	700.00	610.00	500.00	800.00
MILO 200 GM.	BOTTLE	200.00	200.00	150.00	200.00	200.00	220.00
CUSTARD POWDER RAFHAN 300 GM.	PKT	75.00	82.50	80.00	80.00	75.00	75.00
TOFFEE (HILAL)	EACH	1.00	2.00	1.00	1.00	1.00	2.00
CHOWKELATE CANDY (SMALL SIZE)	EACH	5.00	5.00	5.00	5.00	5.00	5.00
SWEETMEAT (MIXED)	KG	250.00	350.00	362.50	250.00	300.00	320.00
ICE CREAM WALLS	CUP.	40.00	40.00	40.00	40.00	40.00	40.00
ICE	KG	15.00	10.00	10.00	10.00	30.00	17.50
JAM AHMED/MITCHELLES	BOTTLE	140.00	160.00	130.00	130.00	190.00	147.50
SQUASH-MITCHELLES	BOTTLE	160.00	142.50	150.00	160.00	160.00	150.00
ROOH AFZA	BOTTLE	170.00	155.00	160.00	160.00	150.00	160.00
JAM-E-SHIREEN	BOTTLE	170.00	150.00	150.00	175.00	160.00	160.00
SAUNF	50 GM	13.50	14.50	14.00	15.00	40.00	15.00
CINAMON LOOSE AV. QLTY	50 GM.	22.50	30.00	40.00	30.00	30.00	22.50
CUMINSEED WHITE NATIONAL	50 GM.	50.00	52.00	50.00	50.00	80.00	54.00
PEPPER BLACK NATIONAL	50 GM.	96.00	80.00	79.00	110.00	90.00	100.00
CLOVES LOOSE AV.QLTY	50 GM.	86.00	30.00	50.00	150.00	110.00	120.00
CARDAMOM LARGE LOOSE AV.QLTY	50 GM.	145.00	60.00	100.00	150.00	210.00	105.00
CARDAMOM SMALL AV.QLTY	50 GM.	180.00	150.00	150.00	100.00	190.00	95.00
SALT-POWDERED (LAHORI) LOOSE	KG.	10.00	12.00	10.00	10.00	10.00	10.00
SALT POWDERED (NATIONAL/SHAN)	PKT	25.00	25.00	25.00	25.00	25.00	25.00
CHILLIES POWD.NATIONAL 200GM	PKT	105.00	105.00	105.00	105.00	105.00	105.00
CHILLIES POWDER LOOS	KG.	310.00	450.00	450.00	360.00	300.00	290.00
CORRIANDER SEED POWD.NATIONAL	PKT	104.00	80.00	80.00	104.00	100.00	104.00
CORRIANDER SEED (LOOSE)	KG.	230.00	165.00	290.00	280.00	300.00	245.00
TURMERIC POWD.NATIONAL 50GM	PKT.	35.00	35.00	35.00	35.00	39.00	35.00
CURRY POWD. NATIONAL 200 GM	PKT.	87.00	90.00	86.00	86.00	86.00	86.00
TOMATO KETCHUP AHMED/MITCHL	BOTTLE	85.00	100.00	90.00	90.00	120.00	95.00
PICKLES AHMED/MITCHELLES	BOTTLE	105.00	105.00	102.50	120.00	120.00	115.00
VINEGAR SYNTHETIC (SIRKA)	BOTTLE	85.00	50.00	60.00	50.00	50.00	72.50
GARLIC	KG	190.00	310.00	320.00	200.00	250.00	240.00
GINGER	KG	210.00	190.00	200.00	240.00	250.00	260.00
TAPAL DANEDAR TEA 200GM PACKET	PKT	183.16	158.00	158.00	160.00	174.00	157.89
TEA LIPTON YELLOW LABEL 200GM.	PKT.	157.89	175.00	175.00	175.00	157.89	157.89
TEA LOOSE KENYA AV.QLTY 250GM.	PKT.	112.50	172.50	170.00	130.00	170.00	180.00
COFFEE-NESCAFE 75 GM. **	BOTTLE	300.00	300.00	298.00	220.00	270.00	275.00

Contd.

7.11 Intercity Consumer Prices May, 2016

Description	Unit	Quetta	Turbat	Gawadar	Loralai	Khuzdar	D.M. Jamali
COLD DRINK (STANDARD SIZ)	BOTTLE	25.00	30.00	30.00	25.00	25.00	25.00
FRUIT JUICE TETRA PACK	PKT.	15.00	20.00	20.00	16.50	20.00	20.00
MINERAL WATER NESTLE 1.5 LTR	BOTTLE	45.00	50.00	50.00	45.00	50.00	50.00
CIGARETTES K-2 10'S **	PKT	60.00	45.00	45.00	60.00	70.00	60.00
CIGARETTES CAPSTAN 10'S **	PKT	65.00	80.00	80.00	62.50	70.00	62.50
CIGARETTES GOLD LEAF 20'S	PKT	130.00	130.00	130.00	130.00	130.00	130.00
CIGARETTES MORVEN GOLD 20'S	PKT	65.00	70.00	70.00	70.00	70.00	64.00
BETEL LEAVES	50GM.	40.00	40.00	40.00	35.00	70.00	55.00
BETEL NUTS	KG.	235.00	240.00	240.00	300.00	350.00	200.00
LONG CLOTH 57" GUL AHMED/AL-KARAM	METER	170.00	200.00	200.00	250.00	200.00	225.00
SHIRTING AV.QLTY.	METER	150.00	150.00	150.00	135.00	200.00	155.00
PANT CLOTH W & WEAR AV.QLTY	METER	300.00	270.00	300.00	370.00	200.00	200.00
LAWN PRINTED GUL AHMED/AL-KARAM	METER	180.00	200.00	170.00	200.00	180.00	205.00
GEORGETTE AV.QLTY	METER	105.00	90.00	80.00	135.00	100.00	70.00
LINEN AV.QLTY ***	METER	100.00	70.00	75.00	130.00	160.00	100.00
HEAVY WT SUITING LAWERNCPUR AVG QLTY	METER	1100.00	1100.00	1100.00	1000.00	1100.00	900.00
HEAVY WT SUITING LAWERNCPUR SUP QLTY	METER	1300.00	1300.00	1300.00	1500.00	1300.00	1300.00
TROPICAL SUITING LAW.PUR	METER	950.00	950.00	950.00	1000.00	950.00	950.00
PANT BOY 24"/26" LENGTH.	EACH	375.00	400.00	360.00	500.00	1000.00	325.00
SHIRT BOY 24"/26" LENGTH	EACH	275.00	350.00	350.00	300.00	1000.00	325.00
SCHOOL UNI. PANT,SHIRT BOYS	SUIT	900.00	1200.00	1000.00	550.00	1100.00	485.00
SCHOOL UNI. KAMEEZ,SHAL.BOYS	SUIT	1200.00	1000.00	850.00	480.00	1100.00	350.00
SCHOOL UNI. KAMEEZ,SHAL.GIRL	SUIT	1300.00	1000.00	1100.00	470.00	1100.00	500.00
FROCK W/WEAR GIRLS	EACH	450.00	300.00	350.00	475.00	1000.00	350.00
AWAMI-SUIT W & W(BOY) 24"/26	SUIT	475.00	1000.00	1000.00	500.00	500.00	550.00
AWAMI-SUIT W&W (GENTS)AV.QLTY	SUIT	675.00	900.00	850.00	700.00	700.00	1100.00
PULLOVER GENTS OXFORD/BON.	EACH	3250.00	2000.00	2000.00	2800.00	2000.00	2250.00
PULLOVER LADIES OXFORD/BON.	EACH	3350.00	2150.00	2175.00	3000.00	2750.00	2000.00
PULLOVER (GENTS) OTHERS A.QTY	EACH	725.00	600.00	600.00	1100.00	950.00	1800.00
SECOND-HAND COAT FOR MEN	EACH	300.00	250.00	250.00	410.00	300.00	325.00
SECONDHAND SWEETER FOR MEN DUP QLTY	EACH	350.00	200.00	200.00	350.00	220.00	200.00
SECONDHAND WINTER JACKET	EACH	325.00	275.00	250.00	275.00	220.00	275.00
UNDERWEAR AV.QLTY MEDIUM SIZE	EACH	65.00	100.00	100.00	70.00	200.00	65.00
VEST FOR MEN AV.QLTY.	EACH	75.00	130.00	115.00	86.25	200.00	130.00
VEST/SHAMEEZ (WOMEN) AVG. QLTY	EACH	105.00	160.00	170.00	105.00	300.00	100.00
SOCKS NYLON (PAKISTANI)	PAIR	67.50	120.00	120.00	75.00	80.00	55.00
BRASSIER AV.QLTY.	EACH	100.00	120.00	120.00	107.50	400.00	130.00
BRASSIER SUP QLTY	EACH	250.00	190.00	250.00	300.00	400.00	212.50
DOPATTA GEORGETTE AV.QLTY.	EACH	210.00	300.00	300.00	185.00	350.00	190.00
DOPATTA COTTON AV GLTY	EACH	125.00	200.00	215.00	112.50	350.00	140.00
CHADDAR (W/WEAR) (2x2.5 MTR)	EACH	230.00	300.00	300.00	290.00	400.00	525.00
LUNG/DHOTI(COTTON) AVG. QLTY	EACH	240.00	250.00	270.00	450.00	350.00	200.00
HANDKERCHIEF AVG. QLTY PAK	EACH	30.00	50.00	60.00	32.50	70.00	45.00
HANDKERCHIEF SUP. QLTY PAK	EACH	50.00	65.00	70.00	45.00	90.00	65.00
GLOVES AV QLTY	PAIR	55.00	95.00	85.00	60.00	300.00	45.00
AZARBAND COTTON AVG. QLTY	EACH	12.50	20.00	20.00	13.50	20.00	47.50
SEWING THREAD/REEL(ASLI PARI)	EACH	4.00	7.00	7.00	7.00	6.00	5.50
WASHING CHARGES PAINT & SHIRT	SUIT	65.00	60.00	65.00	75.00	170.00	70.00
DRY CLEANING SUIT COAT PANT	SUIT	150.00	275.00	250.00	150.00	175.00	155.00
WASHING CH. (KAMIZ-SHALWAR)	PAIR	40.00	50.00	80.00	45.00	60.00	65.00
TAILORING SHIRT	EACH	265.00	250.00	250.00	300.00	300.00	275.00
TAILORING CHARGES PANT (MEN)	EACH	425.00	375.00	500.00	400.00	375.00	500.00
TAILORING COAT-PANT SUIT	SUIT	3250.00	3250.00	4000.00	3500.00	3250.00	3500.00
TAILORING AWAMI-SUIT (MALE)	SUIT	600.00	550.00	550.00	500.00	500.00	475.00
TAILORING SUIT FEMALE	SUIT	600.00	400.00	450.00	500.00	400.00	375.00
GENTS SHOES PAUL BATA	PAIR	1199.00	1199.00	1199.00	1199.00	1199.00	1199.00
GENTS SANDAL BATA	PAIR	699.00	699.00	699.00	699.00	699.00	699.00
GENTS SPOUNG CHAPPAL BATA	PAIR	179.00	179.00	179.00	179.00	179.00	179.00
LADIES SANDAL BATA	PAIR	499.00	499.00	499.00	499.00	499.00	499.00
LADIES SPOUNG CHAPPAL BATA	PAIR	179.00	179.00	179.00	179.00	179.00	179.00
CHILD SHOE POWER LITE BATA	PAIR	599.00	599.00	599.00	599.00	599.00	599.00
GENTS SHOE, ART 1109 SERVICE	PAIR	999.00	999.00	999.00	999.00	999.00	999.00

Contd.

7.11 Intercity Consumer Prices May, 2016

Description	Unit	Quetta	Turbat	Gawadar	Loralai	Khuzdar	D.M. Jamali
NYLON JOGGER 27 SIZE 2-5 ***	PAIR	1299.00	1299.00	1299.00	1299.00	1299.00	1299.00
CHINA FOOT WEAR AV. QLTY (MALE) *	PAIR	475.00	850.00	750.00	500.00	250.00	550.00
CHINA FOOT WEAR AV. QLTY (FEMALE) *	PAIR	300.00	600.00	600.00	350.00	250.00	425.00
CHINA FOOT WEAR AV. QLTY (CHILDREN) *	PAIR	285.00	550.00	600.00	300.00	250.00	275.00
SHOE REPAIR HALF SOLE	PAIR	90.00	120.00	150.00	55.00	90.00	85.00
SHOES POLISH CHARGES AVERAGE SHOP	PAIR	20.00	30.00	30.00	17.50	20.00	20.00
HOUSE RENT (combined)	MONTH	10578.00	4757.00	5631.00	4460.00	1997.00	3538.00
rent 2	pm	10578.00	4757.00	5631.00	4460.00	1997.00	3538.00
RENT3	PM	10578.00	4757.00	5631.00	4460.00	1997.00	3538.00
RENT4	PM	10578.00	4757.00	5631.00	4460.00	1997.00	3538.00
RENT5	PM	10578.00	4757.00	5631.00	4460.00	1997.00	3538.00
RENT6	PM	10578.00	4757.00	5631.00	4460.00	1997.00	3538.00
SYNTHETIC ENEMAL ROBIALAC BALTI 3.64 LTR.	EACH	1615.00	1600.00	1600.00	1550.00	1900.00	1700.00
SYNTHETIC ENEMAL ICI BALTI 3.64 LTR.	EACH	1875.00	1700.00	2300.00	1650.00	1900.00	1450.00
CEMENT (LOCAL) SPECIFY BRAND NAME	BAG	550.00	550.00	560.00	470.00	530.00	530.00
BRICKS (NEW) IST CLASS	P/1000	6250.00	0.00	0.00	6500.00	5000.00	5750.00
CEMENT BLOCKS (6"x8"x12")	P/100	0.00	1950.00	2000.00	0.00	1800.00	0.00
BAJREE	100CFT	4250.00	3400.00	3900.00	2775.00	4866.67	2100.00
SAND (BLACK PIT SAND)	K100CFT	3250.00	3000.00	3000.00	2300.00	0.00	2200.00
TIMBER SHESHAM LOG IST QUALITY	cubmt.	55582.00	0.00	0.00	0.00	0.00	0.00
IRON BAR (M.S. BAR) 1/2"	P/TON	78000.00	76500.00	77500.00	74500.00	74000.00	62750.00
CARPANTER WAGE RATE	P/DAY	900.00	1050.00	1000.00	1000.00	1000.00	700.00
MASON (RAJ) WAGE RATE	P/DAY	1100.00	1450.00	1400.00	1000.00	950.00	700.00
UNSKILLED LABOUR WAGE RATE	P/DAY	550.00	650.00	650.00	550.00	475.00	375.00
PLUMBER WAGE RSTE	P/DAY	800.00	1100.00	1200.00	1100.00	1000.00	700.00
ELECTICIAN WAGE RATE PER DAY **	P/DAY	750.00	1200.00	1100.00	700.00	0.00	600.00
ELECTICIAN WAGE RATE PER POINT **	P/PNT	150.00	100.00	100.00	175.00	100.00	125.00
WATER CHARGES PER HOUSE	P/MONTH	125.00	150.00	250.00	0.00	190.00	300.00
ELECT.CHARGES UPTO 50 UNITS	P/UNIT	2.00	2.00	2.00	2.00	2.00	2.00
ELECT.CHARGES 01 - 100 UNIT	P/UNIT	6.18	6.18	6.18	6.18	6.18	6.18
ELECT.CHARGES 101 - 300 UNIT	P/UNIT	9.54	9.54	9.54	9.54	9.54	9.54
ELECT.CHARGES 301 - 1000 UNIT	P/UNIT	16.39	16.39	16.39	16.39	16.39	16.39
ELECT.CHARGES ABOVE 1000 UNIT	P/UNIT	18.39	18.39	18.39	18.39	18.39	18.39
ELEC	PM	10.50	10.50	10.50	10.50	10.50	10.50
GAS CHRg upto 3.3719 MMBTU	MMBTU	128.70	0.00	0.00	0.00	0.00	128.70
GAS CHRg 3.3719 - 6.7438 MMBTU	MMBTU	257.40	0.00	0.00	0.00	0.00	257.40
GAS CHRg 6.7438 - 10.1157 MMBTU	MMBTU	257.40	0.00	0.00	0.00	0.00	257.40
GAS CHRg10.1157 - 13.4876 MMBTU	MMBTU	702.00	0.00	0.00	0.00	0.00	702.00
GAS	PM	702.00	0.00	0.00	0.00	0.00	702.00
GAS	PM	409.50	0.00	0.00	0.00	0.00	409.50
KEROSENE OIL	LTR	55.00	125.00	125.00	80.00	45.00	95.00
FIREWOOD WHOLE	40 KG.	600.00	360.00	400.00	500.00	450.00	475.00
CHAIR SHESHAM WOOD WITH ARMS **	EACH	1150.00	2000.00	2150.00	1350.00	1500.00	1550.00
CHAIR PLASTIC (CHAIRMAN) AVERAGE QUALITY	EACH	550.00	775.00	800.00	587.50	1400.00	750.00
TABLE SHESHAM WOOD (4X2X5") ***	EACH	5500.00	3900.00	3750.00	4500.00	5000.00	5625.00
SOFASET WOODEN WITH FOAM SEAT **	SET	30000.00	10000.00	8900.00	10000.00	12000.00	12000.00
COT IRON (WITH NIWAR)AV.QLTY.	EACH	2600.00	2500.00	2500.00	2550.00	2400.00	2800.00
ALMIRAH (STEEL) 6'X3' 20 GUAGE	EACH	9000.00	10000.00	10000.00	6750.00	12000.00	13000.00
DINNING TABLE 6 CHAIRS A.QLTY	SET	13000.00	24000.00	28000.00	11000.00	10500.00	15500.00
SINGLE BED WITHOUT FOAM MED.	EACH	6500.00	3700.00	3600.00	4500.00	8500.00	5750.00
MATRESS SINGLE(4"THICK)	EACH	3750.00	3500.00	2950.00	3900.00	4500.00	5000.00
FARSHI DARI 12'X9' AV.QLTY	EACH	1000.00	500.00	470.00	1000.00	2500.00	3000.00
DARI COTTON (6'x2 1/2') AV.QL	EACH	475.00	380.00	300.00	500.00	3000.00	425.00
CARPET PLAIN AV. QLTY	SQFT.	61.50	100.00	120.00	35.00	35.00	45.00
QUILT (LIHAF) 3 KG. COTTON	EACH	700.00	500.00	500.00	600.00	1200.00	675.00
BLANKET (90" x 54")	EACH	2000.00	2450.00	2500.00	2000.00	3500.00	4250.00
BEDSHEET SINGLE BED SUP.QLTY	EACH	575.00	400.00	405.00	500.00	1200.00	550.00
BED SHEET DOUBLE WITH TWO PILLOW COVERS SUP QLTY	SET	575.00	520.00	1462.50	550.00	1400.00	800.00
TOWEL(3'x2') AV. QALTY	EACH	150.00	200.00	300.00	206.25	400.00	200.00
CEILING FAN 48" SUPER QLTY **	EACH	2650.00	3700.00	3600.00	2400.00	3300.00	3700.00
PEDESTAL FAN 22" SUPER QLTY	EACH	3600.00	4000.00	4000.00	3500.00	3600.00	4500.00
REFG. DAWLENCE 10 CFT. D.DOOR	EACH	29500.00	36000.00	37000.00	24500.00	33000.00	35000.00

Contd.

7.11 Intercity Consumer Prices May, 2016

Description	Unit	Quetta	Turbat	Gawadar	Loralai	Khuzdar	D.M. Jamali
D-FREEZER WAVES 8 CFT.	EACH	32800.00	33000.00	33000.00	23500.00	36000.00	0.00
AIRCONDITIONER 1.5 TON PEL	EACH	45000.00	43500.00	43300.00	40000.00	51000.00	49500.00
SPLIT AIR CONDITIONER 1.5 TON (SPECIFY BRAND NAME)	EACH	47000.00	55000.00	47250.00	43500.00	39000.00	47500.00
AIRCOOLER SUPER ASIA	EACH	11500.00	9500.00	9000.00	10500.00	10500.00	10000.00
WASHING MACHINE SINGER	EACH	15200.00	14700.00	14700.00	15000.00	14700.00	14700.00
SEWING MACHINE(SINGER)	EACH	5210.00	5400.00	5250.00	4975.00	5210.00	5210.00
GIZER LARGE SIZE 30 GALLON CAPACITY SUP QLTY	EACH	12500.00	10000.00	16000.00	12000.00	19000.00	14750.00
GAS BURNER DOUBLE SPFY.BRAND	EACH	1250.00	1350.00	1200.00	1700.00	2500.00	1500.00
ELECT. IRON PHILIPS MDL.1120	EACH	1150.00	1350.00	1200.00	1800.00	1300.00	1450.00
ELECTRIC JUICER FOR APPLE	EACH	3800.00	3700.00	3600.00	3500.00	2800.00	4000.00
S.STEEL DEGHCHI MEDIUM SIZE ***	EACH	500.00	950.00	900.00	500.00	900.00	575.00
ALUMINIUM COOKING PAN (DEGCHI) MED SIZE	EACH	425.00	700.00	750.00	400.00	950.00	500.00
NON STICK COOKING PAN (DEGCHI) SUP. QLTY	EACH	350.00	950.00	1000.00	345.00	500.00	650.00
FRYING PAN STEEL AVG. QLTY MED. SIZE	EACH	260.00	250.00	200.00	200.00	800.00	475.00
TAWA IORN (MEDIUM SIZE) AVG. QLTY	EACH	200.00	275.00	275.00	200.00	400.00	300.00
S.STEEL PLATE A.QLTY.(M.SIZE)	EACH	85.00	90.00	80.00	42.50	130.00	65.00
TABLE SPOON S.STEEL SUP.QLTY.	DOZEN	325.00	240.00	250.00	300.00	500.00	420.00
WATER SET JUG+6 GLASSES (OMROC)	SET	340.00	600.00	475.00	750.00	900.00	525.00
TEA SET PAK. CHINAWARE 21 PCS.	SET	1100.00	1200.00	1500.00	2500.00	1400.00	1950.00
DINNER SET PLASTIC 72 PIECES SUPERIOR QLTY	SET	4750.00	3450.00	2850.00	3000.00	2500.00	4450.00
HOTPOT SET PLASTIC 3 PCS.	SET	1050.00	900.00	1200.00	1150.00	1500.00	1900.00
BUCKET(BALTI) PLASTIC MED.SIZ	EACH	285.00	370.00	395.00	350.00	400.00	275.00
LOTA PLASTIC (MED SIZE) AVERAGE QUALITY	EACH	40.00	60.00	60.00	50.00	90.00	60.00
PRESURE COOKER 4 LTR.	EACH	1100.00	1000.00	1600.00	1350.00	1600.00	1225.00
WATER COOLER 9/10 LTR.PLASTIC ***	EACH	500.00	500.00	555.00	550.00	600.00	950.00
THERMOS STARVAC 1 LTR	EACH	375.00	670.00	625.00	425.00	700.00	350.00
BULB PHILIPS 100-WATTS	EACH	30.00	30.00	30.00	25.00	30.00	30.00
TUBE LIGHT PHILIPS 40 WATTS	EACH	100.00	135.00	130.00	110.00	100.00	95.00
ELECTRIC BLUBS "0" WATTE LOCAL	EACH	20.00	25.00	25.00	30.00	20.00	25.00
ELECTRIC BLUB ENERGY SAVER 14 WATTS	EACH	180.00	120.00	160.00	140.00	150.00	180.00
WASHING SOAP 250 GMS SPECIFY BRAND NAME	EACH	30.00	24.00	25.00	25.00	40.00	35.00
SURF EXCEL 400 GMS POLY BAG	EACH	115.00	113.00	121.25	110.00	125.00	125.00
WASHING POWDER 1000 GRM	EACH	175.00	192.50	185.00	250.00	175.00	185.00
WASHING POWDER (WHEEL/ BONUS) 100 GRAMS	EACH	85.00	98.00	100.00	90.00	85.00	95.00
CLEANSER POWDER VIM 1000 GM	PKT.	72.00	72.22	72.22	66.67	66.67	80.00
FINIS 500 ML	BOTTLE	187.50	190.00	180.00	280.00	190.00	200.00
PHNYLE TYPHONE/FINIS/CARRANITE 3 LITRES	BOTTLE	120.00	139.00	140.00	140.00	190.00	120.00
HARPIC	BOTTLE	130.00	145.00	145.00	135.00	125.00	150.00
BOOT POLISH CHERRY/KIWI 50ML	EACH	100.00	80.00	100.00	85.00	100.00	105.00
ROBIN BLUE (35 GRAMS)	PKT.	35.00	25.00	30.00	50.00	25.00	25.00
TISSU PAPER PERFUMED 100 PCS.	PKT	100.00	100.00	97.50	118.75	110.00	110.00
TOILET PAPER ROLL (R.PETEL)	P/ROLL	40.00	40.00	40.00	37.50	40.00	40.00
BOOT POLISH LIQUID CHEERY BLOSSOM KIWI 75 ML	BOTTLE	120.00	120.00	120.00	110.00	110.00	140.00
MATCH BOX SMALL	EACH	1.00	2.00	2.00	2.00	2.50	1.50
DRY CELL 1.5 VOLT(LOCAL)	EACH	15.00	15.00	15.00	25.00	30.00	24.50
HAND STITCHING NEEDLE M.SIZE	PACKET	5.00	8.00	8.00	6.00	12.00	5.00
SEWING MACHINE NEEDLE (SINGER)	EACH	5.00	6.00	6.00	5.00	8.00	5.00
HOUSEHOLD SERVANT FEMALE P/T	P/MNTH	1350.00	4000.00	4000.00	1500.00	3500.00	900.00
MARRIAGE HALL WITH FURNITURE	P/HEAD	80.00	50.00	50.00	50.00	50.00	50.00
SEPTRAN TABLETS	10TAB.	16.00	15.00	15.00	16.00	15.00	16.00
BRUFEN TABS 200-MG.	10TAB.	10.00	10.00	10.00	10.00	10.00	10.00
PANADOL TAB. EXTRA/PLAIN	10TAB.	12.00	12.00	12.00	10.00	12.00	12.00
DISPRIN TAB.	10TAB.	12.00	12.00	12.00	12.00	13.00	12.70
TRISIL TAB.	10 TAB	10.00	10.00	10.00	10.00	10.00	10.00
FLAGYL TAB. 200 MG.	10TAB.	10.00	10.00	10.00	10.00	10.00	10.00
VENTOLIN TAB. 2MG.	10TAB.	10.00	10.00	10.00	10.00	10.00	10.00
DAONIL TAB. 5 MG.	10TAB.	17.00	17.00	17.00	17.00	17.00	17.00
ENTOX TAB.	10TAB.	10.00	10.00	10.00	10.00	10.00	10.00
RENITEC TAB. 5 MG.	10TAB.	59.00	58.00	58.00	58.00	59.00	58.50
CAC. 1000 TAB	BOTTLE	122.00	122.00	122.00	122.00	122.00	122.00
AMOXIL CAPSOLE 250 MG.S	10CAP.	36.00	36.00	36.00	36.00	36.00	35.70
CALCIUM SYRUP SANDOZ	BOTTLE	65.00	65.00	65.00	64.00	64.00	64.00

Contd.

7.11 Intercity Consumer Prices May, 2016

Description	Unit	Quetta	Turbat	Gawadar	Loralai	Khuzdar	D.M. Jamali
LEDERPLEX SYRUP	BOTTLE	35.00	35.00	35.00	35.00	35.00	35.00
SANCOS SYRUP (50 ML.)	BOTTLE	30.00	30.00	30.00	30.00	30.00	30.00
PHENERGAN SYRUP 120 ML.	BOTTLE	33.00	33.00	33.00	33.00	33.00	33.00
CALPOL SYRUP 60 ML.	BOTTLE	28.00	28.00	28.00	28.00	28.00	28.00
HYDRYLLIN SYRUP 120 ML.	BOTTLE	65.00	65.00	65.00	65.00	65.00	65.00
POLYFAX EYE OINTMENT	TUBE	21.00	22.33	23.00	21.00	21.00	21.50
BETNESOL EYE DROPS	BOTTLE	34.00	34.45	33.89	33.89	33.89	33.89
EAR DROPS (CARDISPORINE) ***	BOTTLE	21.00	21.00	21.00	21.00	21.00	21.00
BETNOVATE-N OINTMENT 5 GMS	TUBE	16.00	16.00	16.00	16.00	16.00	16.00
BURNOL CREAM 30 GRM	TUBE	16.00	16.00	16.00	16.00	16.00	16.00
VICKS VAPORUB/BALM	BOTTLE	36.00	36.00	37.00	36.00	36.00	36.00
GLYCRINE SMALL BOTTLE	BOTTLE	45.00	30.00	30.00	36.00	25.00	15.00
JOUHAR JOSHANDA	PKT.	8.00	7.00	7.00	8.00	7.00	8.00
GALXOS-D (450 GRMS)	PKT.	151.88	140.00	145.00	151.88	140.00	157.50
GRIPE-WATER WOODWARDS	BOTTLE	50.00	55.00	55.00	55.00	55.00	55.00
SANIPLAST ONE PUTTY	EACH	1.50	3.00	3.00	2.00	2.00	1.45
O.R.S. (NIMCOL)	PKT.	15.00	17.00	17.00	15.00	15.00	15.00
DETTOL (MEDIUM)	BOTTLE	46.80	46.80	46.80	46.80	46.80	46.80
COTTON BANDAGE 2" - 4"	EACH	10.00	20.00	20.00	13.00	12.00	10.00
THERMOMETER CHINA	EACH	35.00	50.00	50.00	35.00	50.00	40.00
DOCTOR (MBBS) CLINIC FEE	P/PAT.	200.00	350.00	400.00	200.00	200.00	90.00
URINE TEST (DR) CHARGES	P/TEST	80.00	300.00	300.00	100.00	100.00	85.00
BLOOD TEST (CP) CHARGES	P/TEST	200.00	350.00	350.00	200.00	125.00	225.00
SUGAR TEST (RANDOM/FASTING BOTH) CHARGES	P/TEST	175.00	300.00	300.00	150.00	150.00	200.00
ECG CHARGES	P/TEST	175.00	400.00	400.00	200.00	300.00	150.00
X-RAY (CHEST) CHARGES	P/X-RAY	300.00	500.00	550.00	250.00	230.00	350.00
CAR SUZUKI 800 CC (W/O. A/C)	EACH	0.00	0.00	0.00	0.00	0.00	0.00
CAR SUZUKI 1000 CC	EACH	1044000.00	0.00	0.00	0.00	0.00	0.00
CAR TOYOTA 1300 CC	EACH	1568000.00	0.00	0.00	0.00	0.00	0.00
CAR HONDA CIVIC	EACH	2053000.00	0.00	0.00	0.00	0.00	0.00
MOTORCYCLE HONDA CD-70.	EACH	63500.00	68000.00	67000.00	63500.00	0.00	63500.00
MOTORCYCLE YAMAHA 100CC.	EACH	80600.00	81000.00	81750.00	81000.00	0.00	0.00
MOTOR CYCLE HERO 70 CC	EACH	44000.00	50000.00	0.00	50000.00	0.00	0.00
BICYCLE WITH TYRES & TUBES	EACH	7062.50	6000.00	6750.00	7000.00	0.00	7000.00
TYRE CAR WITH TUBE GENERAL	EACH	3250.00	4000.00	4000.00	3300.00	4000.00	3300.00
TYRE MOTOR CYCLE WITHOUT TUBE	EACH	1050.00	1350.00	1400.00	1100.00	1300.00	1100.00
TYRE CYCLE SPECIFY BRAND NAME	EACH	350.00	300.00	400.00	300.00	500.00	475.00
TYRE CAR W/O TUBE	EACH	2950.00	3500.00	3500.00	2000.00	4600.00	2800.00
PETROL SUPER	LITRE	64.21	64.21	64.21	64.21	64.21	64.21
HIGH SPEED DIESEL HSD	LITRE	72.46	72.46	72.46	72.46	72.46	72.46
CNG	K.G.	75.82	0.00	0.00	0.00	0.00	75.82
GAS CYLINDER STAND. SIZE	EACH	1125.00	880.00	990.00	1000.00	1000.00	1700.00
MOTOR CYCLE SERVICE CHARGES	EACH	275.00	200.00	250.00	200.00	400.00	200.00
CAR SERVICE CHARGES	EACH	450.00	350.00	500.00	375.00	500.00	300.00
TYRE PUNCTURE CHARGES	EACH	45.00	100.00	85.00	50.00	80.00	65.00
CYCLE OVERHAULING CHARGES	EACH	190.00	150.00	275.00	190.00	300.00	100.00
CAR TAX FOR 800CC TO 1300CC	YEARLY	400.00	400.00	400.00	400.00	400.00	400.00
TRAIN FARE ECO. 1-100 KM.	P/KM.	0.68	0.68	0.68	0.00	0.00	0.68
TRAIN FARE ECO. 101-500 KM.	P/KM.	0.98	0.00	0.98	0.00	0.00	0.98
TRAIN FARE ECO. > 500 KM.	P/KM.	0.89	0.89	0.89	0.00	0.00	0.89
TRAIN FARE IST SLP. 1-100KM	P/KM.	2.10	2.10	2.10	0.00	0.00	2.10
TRAIN FARE IST SLP.101-500 KM	P/KM.	2.59	2.59	2.59	0.00	0.00	2.59
TRAIN FARE IST SLP. > 500 KM	P/KM.	1.99	1.99	1.99	0.00	0.00	1.99
TRAIN FARE A/C SLP. 1-100KM.	P/KM.	5.76	5.76	5.76	0.00	0.00	5.76
TRAIN FARE A/C SLP.101-500KM	P/KM.	4.59	4.59	4.59	0.00	0.00	4.59
TRAIN FARE A/C SLP > 500KM.	P/KM.	4.16	4.16	4.16	0.00	0.00	4.16
PLATEFORM TICKET	EACH	10.00	5.00	10.00	0.00	0.00	10.00
AUTO RICKSHAW FARES	KM/MIN	65.00	40.00	55.00	50.00	65.00	50.00
FULL TONGA CHARGES	KM/MIN	80.00	0.00	0.00	50.00	0.00	0.00
TAXI 4 SEATER FARE	KM/MIN	60.00	50.00	60.00	60.00	60.00	60.00
BUS FARE MIN (WITHIN CITY)	TICKET	20.00	0.00	0.00	0.00	0.00	0.00
BUS FARE MAX (WITHIN CIT	TICKET	18.00	0.00	0.00	0.00	0.00	0.00

Contd.

7.11 Intercity Consumer Prices May, 2016

Description	Unit	Quetta	Turbat	Gawadar	Loralai	Khuzdar	D.M. Jamali
BUS FARE OUTSIDE CITY	P/KM.	0.90	0.90	0.90	0.90	0.90	0.90
A/C BUS FARE OUTSIDE CITY	P/KM.	1.32	1.32	1.32	1.32	1.32	1.32
MINIBUS FARE MIN.WITH IN CITY	TICKET	20.00	0.00	35.00	0.00	0.00	0.00
MINIBUS FARE MAX.WITH IN CITY	TICKET	20.00	0.00	0.00	0.00	0.00	0.00
SUZUKI FARE MIN.WITH IN CITY	TICKET	0.00	10.00	10.00	0.00	15.00	0.00
SUZUKI FARE MAXIMUM W.IN CITY	TICKET	0.00	30.00	40.00	0.00	30.00	0.00
AIR FARE ECONOMY CLASS.	P/KM.	19.26	19.26	19.26	0.00	19.26	0.00
POSTAL ENVELOPE DOMESTIC	EACH	8.00	8.00	8.00	8.00	8.00	8.00
ENVELOPE FOR SAUDI ARABIA	EACH	50.00	50.00	50.00	45.00	50.00	45.00
POSTAL REGISTRATION CHARGES	EACH	28.00	38.00	38.00	38.00	28.00	38.00
U.M.S. REG CHARGES MIN.	EACH	59.00	59.00	59.00	59.00	59.00	59.00
T.C.S. CH. MIN.WITH IN ZONE	EACH	110.00	150.00	150.00	150.00	150.00	150.00
TELEPHONE CHARGES LOCAL CALL	P/CALL	3.94	3.94	3.94	3.94	3.94	3.94
TEL CHARGES OUT SIDE CITY	P/CALL	3.94	3.94	3.94	3.94	3.94	3.94
INTERNET CHARGES	P/HOUR	25.00	30.00	30.00	38.75	20.00	30.00
MOBILE CELL CHARGES	P/UNIT	3.00	3.00	3.00	3.00	4.00	3.00
FAX CHARGES (LOCAL)	P/PAGE	15.00	25.00	25.00	20.00	20.00	15.00
TELEPHONE SET AV. QLTY	EACH	575.00	850.00	800.00	675.00	800.00	850.00
MOBILE SET NOKIA/SONY/ERICSON/SAMSUNG WITHOUT CAMERA	EACH	3000.00	2100.00	2400.00	2750.00	3000.00	3750.00
T.V. 20" COLORED WEGA H-A21.	EACH	18000.00	10500.00	11000.00	18000.00	17500.00	20000.00
T.V 20" COLOR CHINA/KORIA)	EACH	13000.00	7000.00	8000.00	12000.00	8500.00	16500.00
V.C.P. PANASONIC/LG/NAT	EACH	6900.00	4500.00	0.00	6000.00	0.00	6500.00
DVD/VCD PLAYER PANASONIC/LG	EACH	5200.00	3000.00	0.00	4800.00	3000.00	4750.00
RADIO WITH C.PLAYER NATIONAL	EACH	1925.00	1600.00	2375.00	2000.00	1900.00	1650.00
PERSONNEL COMPUTER (BRANDED)	EACH	42000.00	28000.00	28000.00	28000.00	28000.00	28000.00
VID. CASSETTE BLK. TDK/SONY	EACH	155.00	150.00	150.00	150.00	0.00	0.00
COM. C.D. (TDK/IMATION)	EACH	72.50	60.00	35.00	70.00	50.00	60.00
TAPE RECORDER CASSETTE BLANK	EACH	40.00	35.00	50.00	35.00	45.00	30.00
VIDEO GAME SEGA 16 BYTE	EACH	1150.00	900.00	900.00	1250.00	1000.00	0.00
CINEMA A/C. HIGH CLASS	TICKET	0.00	0.00	0.00	0.00	0.00	0.00
CINEMA NON-A/C HIGH CLASS	TICKET	150.00	0.00	0.00	20.00	0.00	0.00
CABLE CHARGES	PER MONTH	400.00	350.00	300.00	300.00	300.00	300.00
TV.LICENCE FEE DOMESTIC	YEARLY	420.00	420.00	420.00	420.00	420.00	420.00
ENGLISH BOOK CLASS V1	EACH	59.00	59.00	59.00	59.00	59.00	59.00
ENGLISH BOOK CLASS IX OR X	EACH	56.00	56.00	56.00	56.00	56.00	56.00
ENG. BOOK IST.YR COMPLETE SET	EACH	65.00	65.00	65.00	65.00	65.00	65.00
ENGLISH BOOK BA/B.SC	EACH	175.00	175.00	175.00	175.00	175.00	175.00
URDU BOOK CLASS V (T.B.BORD)	EACH	75.00	75.00	75.00	75.00	75.00	75.00
URDU BOOK CLASS IX/X(T.B.B)	EACH	63.50	63.50	63.50	63.50	63.50	63.50
URDU BOOK IST.YEAR/INTER	EACH	85.00	85.00	85.00	85.00	85.00	85.00
URDU BOOK BA/B.SC	EACH	175.00	175.00	175.00	175.00	175.00	175.00
MATHS BOOK CALSS V (T.B.B)	EACH	90.00	90.00	90.00	90.00	90.00	90.00
MATHS BOOK CLASS IX OR X	EACH	130.50	130.50	130.50	130.50	130.50	130.50
MATHS BOOK IST.YEAR (T.B.B)	EACH	138.00	138.00	138.00	138.00	138.00	138.00
PAKISTAN STUDIES BOOK BA/B.SC	EACH	300.00	300.00	300.00	300.00	300.00	300.00
DAILY "DAWN"	P/COPY	19.00	19.00	19.00	19.00	19.00	19.00
DAILY "JANG"	P/COPY	12.00	12.00	12.00	12.00	12.00	12.00
DAILY "NAWA-E-WAQT"	P/COPY	12.00	12.00	12.00	12.00	12.00	12.00
WEEKLY "AKHBAR-E-JAHAN"	P/COPY	55.00	55.00	55.00	55.00	55.00	55.00
WEEKLY "MAG"	P/COPY	45.00	45.00	45.00	45.00	45.00	45.00
MONTHLY "NAUNEHAL DIGEST"	P/COPY	35.00	35.00	35.00	35.00	35.00	35.00
PAPER FOOLSCAPE (27"x17")	QUIRE	27.50	25.00	27.00	35.00	60.00	35.00
EXERCISE.BOOK LINED 80/100 PGS	EACH	37.50	40.00	40.00	60.00	60.00	27.50
PENCILGOLDFISH/DEER	EACH	5.00	5.00	6.00	7.00	10.00	5.00
PEN INK DOLLOR 57 ML BOTTLE	EACH	20.00	20.00	20.00	20.00	20.00	20.00
PHOTOSTATE PAPER 70 GM	PRT	355.00	530.00	550.00	400.00	450.00	350.00
BALL PEN (local)	EACH	5.00	8.00	7.00	5.00	10.00	5.00
FOUNTAIN PEN HERO/WINGS/CHINA	EACH	35.00	40.00	50.00	50.00	45.00	37.50
PRIVATE SCHOOL FEE ENGLISH MEDIUM AVERAGE STANDARD (CLASS I)	PER MONTH	750.00	725.00	800.00	600.00	400.00	475.00
PRIVATE SCHOOL FEE ENGLISH MEDIUM AVERAGE STANDARD (CLASS V)	PER MONTH	1150.00	900.00	900.00	750.00	560.00	550.00
PRIVATE SCHOOL FEE ENGLISH MEDIUM AVERAGE STANDARD (CLASS VI)	PER MONTH	1200.00	1150.00	1150.00	1000.00	675.00	700.00
PRIVATE SCHOOL FEE ENGLISH MEDIUM AVERAGE STANDARD (CLASS X)	PER MONTH	1400.00	1600.00	1350.00	1200.00	635.00	950.00

Contd.

7.11 Intercity Consumer Prices May, 2016

Description	Unit	Quetta	Turbat	Gawadar	Loralai	Khuzdar	D.M. Jamali
PRIVATE MEDICLE COLLEGE FEE MBBS (IST YEAR)	PER MONTH	0.00	0.00	0.00	0.00	0.00	0.00
PRIVATE ENGINEERING COLLEGE FEE (ISTR YEAR)	PER MONTH	5700.00	0.00	0.00	0.00	117.00	0.00
GOVT. COLLEGE FEE IST. YEAR	MONTH	60.00	7.50	7.50	7.50	7.50	7.00
GOVT. COLLEGE FEE 4TH. YEAR	MONTH	80.00	9.00	9.00	9.00	9.00	9.00
GOVT. UNIVERSITY FEE MSC.	MONTH	350.00	350.00	350.00	350.00	350.00	350.00
GOVT. MED. COLLEGE FEE MBBS	MONTH	950.00	0.00	950.00	0.00	0.00	950.00
GOVT. ENGG. COLL. FEE I YEAR	MONTH	850.00	0.00	3850.00	0.00	850.00	850.00
COACHING FEE FOR CLASS IX/X	PER MONTH	500.00	1200.00	1500.00	600.00	600.00	1000.00
COACHING CHARGES FOR CLASS IST YEAR/INTER (SCIENCE)	PER MONTH	1000.00	0.00	1500.00	0.00	0.00	1500.00
COACHING CHARGES FOR CLASS IST YEAR/INTER (COMMERCE)	PER MONTH	1000.00	0.00	1500.00	0.00	0.00	1500.00
I.T. TUITION FEES	PER MONTH	1800.00	0.00	920.00	0.00	0.00	0.00
MBA TUITION FEES	PER MONTH	0.00	0.00	0.00	0.00	0.00	0.00
BREAD TANDOORI ST. SIZE	EACH	10.00	10.00	10.00	10.00	20.00	10.00
COOKED MUTTON (AV. HOTEL)	PLATE	160.00	130.00	160.00	225.00	230.00	115.00
COOKED BEEF (AV. HOTEL)	PLATE	90.00	90.00	130.00	135.00	180.00	95.00
COOKED DAL (AV. HOTEL)	PLATE	65.00	70.00	85.00	60.00	80.00	40.00
CHICKEN BIRYANI FULL/DOUBLE	PLATE	150.00	150.00	145.00	115.00	80.00	90.00
TEA PREPARED (ORDINARY)	CUP	21.00	20.00	20.00	22.50	20.00	20.00
HAIRCUT CHARGES FOR MEN	P/CUT	100.00	100.00	100.00	60.00	80.00	55.00
BEAUTY PORL HAIR STYL CHARGE	P/STY.	350.00	300.00	350.00	250.00	250.00	225.00
SHAVING CHARGES	PER SHV	60.00	45.00	50.00	50.00	40.00	35.00
LIPSTICK S.MISS/MEDORA	EACH	120.00	90.00	100.00	90.00	100.00	105.00
NAIL POLISH S.MISS/MEDORA	EACH	95.00	80.00	80.00	80.00	100.00	80.00
PERFUME MED.SIZE MEDORA/BROACH	EACH	100.00	100.00	100.00	100.00	200.00	180.00
HAIR-OIL AMLA/CHAMBELI	BOTTLE	100.00	90.00	80.00	100.00	100.00	120.00
TOILET SOAP LUX 95 GRAMS	EACH	43.00	35.00	50.00	46.00	40.00	42.00
TOILET SOAP LIFEBOUY 140 GRM	EACH	36.00	36.00	36.00	36.00	36.00	36.00
TOILET SOAP SAFEGUARD BATH SIZE	EACH	50.00	50.00	49.00	48.00	50.00	46.00
TOOTHPASTE MACKLINES 70 GRM	EACH	50.00	50.00	50.00	50.00	50.00	50.00
TOOTHPAST MED SIZE CLGATE 70 GMS	EACH	60.00	70.00	80.00	65.00	70.00	65.00
TOOTHBRUSH SHEILD A/PLAUQUE	EACH	50.00	50.00	50.00	40.00	50.00	47.50
TOOTHPOWDER DENTONIC 90 GRM	EACH	25.00	25.00	25.00	25.00	25.00	30.00
HAIR-COLOUR BEGIN (6 GMS)	EACH	95.00	90.00	90.00	95.00	100.00	105.00
HAIR COLOUR (KALAKOLA)	BOTTLE	120.00	120.00	120.00	120.00	120.00	130.00
FACECREAM PONDS (MEDIUM)	EACH	120.00	100.00	100.00	120.00	170.00	120.00
TALC POWDER VICE ROAY,B.CAT	EACH	135.00	130.00	120.00	120.00	170.00	130.00
BLADE TREET ORDINARY 10'S	PKT.	30.00	30.00	30.00	40.00	50.00	30.00
BLADE 7-O-CLOCK STAIN. 5'S	PKT.	45.00	35.00	35.00	35.00	60.00	30.00
SHAMPOO SUNSILK/PAINTIN 100 ML	BOTTLE	110.00	115.00	110.00	100.00	122.50	100.00
BEAUTY CREAM (FAIR & LOVELY)	EACH	185.00	85.00	180.00	100.00	130.00	185.00
HAIR REMOVING CREAM (EU-CREAM)	TUBE	65.00	60.00	70.00	80.00	55.00	60.00
GEL MEDIUM SIZE	BOTTLE	80.00	60.00	60.00	120.00	180.00	120.00
DISPOSABLE RAZOR GILLET-II	EACH	45.00	45.00	47.50	45.00	50.00	40.00
SHAVING CREAM TOUCH-ME/ADM.	EACH	60.00	50.00	60.00	60.00	70.00	60.00
GOLD TEZABI 24 CT	10 GM.	42150.00	45000.00	43500.00	42750.00	43450.00	42650.00
SILVER TEZABI 24 CT	10 GM.	600.00	1000.00	1100.00	0.00	580.00	590.00
ARTIFICIAL JEWELLARY SET	SET	480.00	500.00	525.00	400.00	450.00	500.00
WRIST WATCH GENTS CITIZEN (ORIGINAL) ***	EACH	2550.00	2550.00	2500.00	2550.00	2500.00	2500.00
WRIST WATCH LADIES CITIZEN (ORIGINAL) ***	EACH	2550.00	2500.00	2500.00	2500.00	2500.00	2500.00
WALL CLOCK QUARTZ AV.QLTY	EACH	475.00	450.00	325.00	500.00	600.00	500.00
SUITCASE REXIN (24"x16"x6")	EACH	1500.00	1000.00	1075.00	1000.00	2300.00	1000.00
TRUNK MEDIUM SIZE ***	EACH	675.00	650.00	3000.00	600.00	2300.00	1200.00
PURSE LADIES (LEATHER) AVERAGE QUALITY	EACH	400.00	350.00	1500.00	275.00	500.00	325.00

7.11 Inter-city Consumer Prices May, 2016

Description	Unit	Value in Rupees	
		Average	% Change
FOOD & NON-ALCOHOLIC BEVERAGES			
WHEAT	10 KG.	323.06	-4.55
WHEAT FLOUR FINE/SUPERIOR.	KG.	43.63	-2.26
WHEAT FLOUR AVG. QLTY	KG.	38.36	-2.29
WHEAT FLOUR BAG	10 KG.	374.52	-2.78
MAIDA	KG.	52.32	-0.44
SUJI	KG.	54.00	-0.17
BESAN AV. QLTY.	KG.	140.06	11.82
RICE BASMATI SUP. QLTY.	KG.	110.55	-2.56
RICE BASMATI 385/386	KG.	72.50	-1.41
RICE BASMATI BROKEN AV.QLTY	KG.	58.77	0.00
RICE IRRI-6 (SINDH/PUNJAB)	KG.	43.69	-0.50
VERMICELLI	KG.	80.16	-0.19
BREAD PLAIN MEDIUM SIZE	EACH	40.68	0.00
RUSK (PAPAY)	KG.	190.47	-0.06
BISCUITS-PACKED	PKT	35.18	0.06
BISCUIT-BAKERY (LOOSE)	250 GM	77.26	0.31
CORNFLAKS FAUJI 225 GM.	PKT	178.95	0.00
SAMOSA (VEGATABLE)	EACH	12.74	0.00
PASTRY AV.QLTY.	EACH	25.49	0.51
PATTIES (VEGATABLES)	EACH	21.54	0.05
NIMCO	250 GM	68.76	0.00
CHIPS	250 GM	74.93	0.00
BEEF WITH BONE AV.QLTY.	KG	305.48	0.02
MUTTON AV.QLTY.	KG	610.87	0.78
CHICKEN FARM BROILER (LIVE)	KG	176.03	-6.34
FISH-RAHU MEDIUM SIZE	KG	287.30	-0.82
MILK FRESH (UNBOILED)	LTR.	78.35	0.60
CURD	KG.	91.43	0.61
MILK TETRA PACK 1/2 LTR.	PKT.	59.28	0.00
LACTOGEN 400 GRAMS	PKT.	431.76	0.05
POWDER MILK NIDO 400GM.	PKT	379.94	0.49
MILK POWDER LOOSE/PACKED	KG.	500.52	0.27
BUTTER LOCAL PACKED	50 GM.	30.30	1.54
EGGS FARM	DOZ	74.43	-4.48
MUSTARD OIL AV.QLTY.	KG.	180.40	0.42
COOKING OIL (DALDA)	2.5LTR	456.51	0.77
COOKING OIL (PAKWAN) OTHER BRAND SPECIFY	2.5 LTR	398.75	0.07
VEGETABLE GHEE TIN	2.5KG.	445.96	0.01
VEGETABLE GHEE (LOOSE)	KG.	143.93	0.66
DATES AV.QLTY.	KG.	173.78	0.35
PISTACHIO AV.QLTY.	50 GM.	106.82	0.10
ALMONDS WHOLE AV.QLTY.	KG.	676.26	0.07
COCONUT DRY AV.QLTY.	KG.	280.59	-0.95
RAISINS AV.QLTY.	50 GM.	22.57	0.00
GROUNDNUTS (WITH SHELL)	KG.	183.74	-0.14
MALTA/MOSAMBI	DOZ	0.00	-100.00
KINNU	DOZ	176.95	9.08
APPLE	KG	131.21	10.11
ALOO BUKHARA	KG	270.00	35.00
POMEGRANATE (ANNAR)	KG	0.00	
GRAPES	KG	0.00	
BANANAS	DOZ	79.98	6.64
MANGO KALMI	KG	120.06	20.06
GUAVA	KG	0.00	-100.00
WATERMELON (TURBOOZ)	KG	23.31	-39.91
MUSKMELON (KHARBOOZA)	KG	38.17	-24.30
SWEETMELON (GARMA)	KG	0.00	
PULSE MASOOR (WHOLE)	KG.	137.93	3.03
PULSE MASOOR (WASHED)	KG.	149.15	3.15
PULSE MOONG (WASHED)	KG.	157.11	-0.39
PULSE MASH (WASHED)	KG.	262.00	3.67
PULSE GRAM	KG.	139.58	12.46
GRAM WHOLE BLACK AV QLTY.	KG.	125.33	9.91
GRAM WHOLE YELLOW AV.QLTY	KG.	150.58	10.36

7.11 Inter-city Consumer Prices May, 2016

Description	Unit	Value in Rupees	
		Average	% Change
BEANS (LAL LOBIA)	KG.	140.59	0.81
POTATOES	KG	19.89	9.29
ONION	KG	31.94	-16.04
TURNIP	KG	0.00	
RADISH	KG	0.00	
TOMATOES	KG	22.89	-49.44
CABBAGE	KG	0.00	-100.00
CAULIFLOWER	KG	0.00	-100.00
BRINJAL	KG	34.24	
PUMPKIN	KG	35.27	
BOTTLEGOURD	KG	38.69	-7.62
LADY FINGER	KG	52.70	
PEAS	KG	0.00	-100.00
SPINACH	KG	0.00	
TINDA	KG	45.50	-36.51
TURAI	KG	47.56	
KARAILA	KG	42.05	
ARVI	KG	0.00	
CHILLIES GREEN	KG	59.21	-17.60
CARROT	KG	0.00	-100.00
COCUMBER (KHEERA)	KG	31.06	1.54
LEMON	250GM	55.89	49.88
SUGAR REFINED	KG.	63.64	0.11
GUR AV.QLTY	KG.	85.59	2.45
HONEY LANGANESE 500 GM.	BOTTLE	793.63	0.00
MILO 200 GM.	BOTTLE	207.86	-0.61
CUSTARD POWDER RAFHAN 300 GM.	PKT	78.98	0.39
TOFFEE (HILAL)	EACH	1.41	2.17
CHOWKELATE CANDY (SMALL SIZE)	EACH	5.03	0.00
SWEETMEAT (MIXED)	KG	314.48	0.57
ICE CREAM WALLS	CUP.	40.28	0.00
ICE	KG	11.38	1.79
JAM AHMED/MITCHELLES	BOTTLE	136.96	0.48
SQUASH-MITCHELLES	BOTTLE	155.85	0.70
ROOH AFZA	BOTTLE	158.06	0.91
JAM-E-SHIREEN	BOTTLE	164.84	0.84
SAUNF	50 GM	17.65	-0.56
CINAMON LOOSE AV. QLTY	50 GM.	25.66	-0.47
CUMINSEED WHITE NATIONAL	50 GM.	52.78	0.13
PEPPER BLACK NATIONAL	50 GM.	97.50	0.39
CLOVES LOOSE AV.QLTY	50 GM.	91.09	-0.96
CARDAMOM LARGE LOOSE AV.QLTY	50 GM.	146.49	0.49
CARDAMOM SMALL AV.QLTY	50 GM.	104.75	0.27
SALT-POWDERED (LAHORI) LOOSE	KG.	10.46	0.67
SALT POWDERED (NATIONAL/SHAN)	PKT	24.58	0.00
CHILLIES POWD.NATIONAL 200GM	PKT	105.00	0.00
CHILLIES POWDER LOOS	KG.	281.51	0.44
CORRIANDER SEED POWD.NATIONAL	PKT	101.97	0.00
CORRIANDER SEED (LOOSE)	KG.	254.95	-0.09
TURMERIC POWD.NATIONAL 50GM	PKT.	35.20	0.00
CURRY POWD. NATIONAL 200 GM	PKT.	86.56	0.00
TOMATO KETCHUP AHMED/MITCHL	BOTTLE	93.57	0.07
PICKLES AHMED/MITCHELLES	BOTTLE	108.79	0.69
VINEGAR SYNTHETIC (SIRKA)	BOTTLE	74.78	-0.03
GARLIC	KG	203.33	-11.09
GINGER	KG	139.06	-5.93
TAPAL DANEDAR TEA 200GM PACKET	PKT	158.71	-0.38
TEA LIPTON YELLOW LABEL 200GM.	PKT.	159.91	-0.09
TEA LOOSE KENYA AV.QLTY 250GM.	PKT.	149.95	0.12
COFFEE-NESCAFE 75 GM. **	BOTTLE	325.83	0.00
COLD DRINK (STANDARD SIZ)	BOTTLE	25.09	0.48
FRUIT JUICE TETRA PACK	PKT.	18.76	0.00
MINERAL WATER NESTLE 1.5 LTR	BOTTLE	48.83	0.00
ALCOHOLIC BEVERAGES & TOBACCO			
CIGARETTES K-2 10'S **	PKT	58.90	0.55

7.11 Inter-city Consumer Prices May, 2016

Description	Unit	Value in Rupees	
		Average	% Change
CIGARETTES CAPSTAN 10'S **	PKT	66.54	1.11
CIGARETTES GOLD LEAF 20'S	PKT	123.79	0.17
CIGARETTES MORVEN GOLD 20'S	PKT	66.60	0.38
BETEL LEAVES	50GM.	73.75	1.53
BETEL NUTS	KG.	360.97	0.54
CLOTHING & FOOTWEAR			
LONG CLOTH 57" GUL AHMED/AL-KARAM	METER	225.06	0.15
SHIRTING AV.QLTY.	METER	177.43	0.29
PANT CLOTH W & WEAR AV.QLTY	METER	396.94	0.01
LAWN PRINTED GUL AHMED/AL-KARAM	METER	288.58	0.50
GEORGETTE AV.QLTY	METER	139.90	0.27
LINEN AV.QLTY ***	METER	156.14	0.22
HEAVY WT SUITING LAWERNCPUR AVG QLTY	METER	1321.33	0.14
HEAVY WT SUITING LAWERNCPUR SUP QLTY	METER	1767.04	0.15
TROPICAL SUITING LAW.PUR	METER	1124.96	0.30
PANT BOY 24"/26" LENGTH.	EACH	514.99	0.25
SHIRT BOY 24"/26" LENGTH	EACH	404.70	-0.34
SCHOOL UNI. PANT,SHIRT BOYS	SUIT	713.60	0.18
SCHOOL UNI. KAMEEZ,SHAL.BOYS	SUIT	670.80	0.77
SCHOOL UNI. KAMEEZ,SHAL.GIRL	SUIT	701.76	0.88
FROCK W/WEAR GIRLS	EACH	1058.11	1.01
AWAMI-SUIT W & W(BOY) 24"/26	SUIT	997.58	0.42
AWAMI-SUIT W&W (GENTS)AV.QLTY	SUIT	1327.16	0.00
PULLOVER GENTS OXFORD/BON.	EACH	2803.69	0.00
PULLOVER LADIES OXFORD/BON.	EACH	2698.00	0.00
PULLOVER (GENTS) OTHERS A.QTY	EACH	977.18	0.01
SECOND-HAND COAT FOR MEN	EACH	429.66	0.22
SECONDHAND SWEETER FOR MEN DUP QLTY	EACH	319.37	0.22
SECONDHAND WINTER JACKET	EACH	417.50	0.16
UNDERWEAR AV.QLTY MEDIUM SIZE	EACH	130.95	0.02
VEST FOR MEN AV.QLTY.	EACH	135.98	0.10
VEST/SHAMEEZ (WOMEN) AVG. QLTY	EACH	157.86	0.16
SOCKS NYLON (PAKISTANI)	PAIR	88.17	0.00
BRASSIER AV.QLTY.	EACH	156.61	0.00
BRASSIER SUP QLTY	EACH	362.91	0.09
DOPATTA GEORGETTE AV.QLTY.	EACH	293.32	0.18
DOPATTA COTTON AV GLTY	EACH	234.30	0.03
CHADDAR (W/WEAR) (2x2.5 MTR)	EACH	451.67	-0.01
LUNGI/DHOTI(COTTON) AVG. QLTY	EACH	305.29	0.01
HANDKERCHIEF AVG. QLTY PAK	EACH	41.50	0.14
HANDKERCHIEF SUP. QLTY PAK	EACH	63.94	-0.12
GLOVES AV QLTY	PAIR	102.98	0.00
AZARBAND COTTON AVG. QLTY	EACH	18.42	0.27
SEWING THREAD/REEL(ASLI PARI)	EACH	6.93	0.00
WASHING CHARGES PAINT & SHIRT	SUIT	99.49	0.52
DRY CLEANING SUIT COAT PANT	SUIT	324.66	0.23
WASHING CH. (KAMIZ-SHALWAR)	PAIR	70.45	0.17
TAILORING SHIRT	EACH	376.22	0.45
TAILORING CHARGES PANT (MEN)	EACH	633.31	0.43
TAILORING COAT-PANT SUIT	SUIT	3846.58	0.00
TAILORING AWAMI-SUIT (MALE)	SUIT	561.31	0.07
TAILORING SUIT FEMALE	SUIT	477.39	0.16
GENTS SHOES PAUL BATA	PAIR	1201.50	0.00
GENTS SANDAL BATA	PAIR	699.00	0.00
GENTS SPOUNG CHAPPAL BATA	PAIR	189.00	0.00
LADIES SANDAL BATA	PAIR	499.00	0.00
LADIES SPOUNG CHAPPAL BATA	PAIR	179.00	0.00
CHILD SHOE POWER LITE BATA	PAIR	599.00	0.00
GENTS SHOE, ART 1109 SERVICE	PAIR	999.00	0.00
NYLON JOGGER 27 SIZE 2-5 ***	PAIR	1299.00	0.00
CHINA FOOT WEAR AV. QLTY (MALE) *	PAIR	686.68	0.00
CHINA FOOT WEAR AV. QLTY (FEMALE) *	PAIR	526.75	0.02
CHINA FOOT WEAR AV. QLTY (CHILDREN) *	PAIR	438.07	0.31
SHOE REPAIR HALF SOLE	PAIR	104.61	0.09
SHOES POLISH CHARGES AVERAGE SHOP	PAIR	19.46	0.67

7.11 Inter-city Consumer Prices May, 2016

			Value in Rupees	
Description	Unit	Average	% Change	
HOUSING, WATER, ELECT,GAS & OTH FUEL				
HOUSE RENT (combined)	MONTH	6730.67	0.00	
rent 2	pm	6730.67	0.00	
RENT3	PM	6730.67	0.00	
RENT4	PM	6730.67	0.00	
RENT5	PM	6730.67	0.00	
RENT6	PM	6730.67	0.00	
SYNTHETIC ENEMAL ROBIALAC BALTI 3.64 LTR.	EACH	1882.91	0.00	
SYNTHETIC ENEMAL ICI BALTI 3.64 LTR.	EACH	1960.70	0.00	
CEMENT (LOCAL) SPECIFY BRAND NAME	BAG	509.59	-0.07	
BRICKS (NEW) IST CLASS	P/1000	6676.46	-0.58	
CEMENT BLOCKS (6"x8"x12")	P/100	2613.60	9.14	
BAJREE	100CFT	3919.96	-0.12	
SAND (BLACK PIT SAND)	K100CFT	2221.94	-0.31	
TIMBER SHESHAM LOG IST QUALITY	cubmt.	55642.48	0.01	
IRON BAR (M.S. BAR) 1/2"	P/TON	67631.73	0.61	
CARPANTER WAGE RATE	P/DAY	832.51	0.00	
MASON (RAJ) WAGE RATE	P/DAY	927.65	0.82	
UNSKILLED LABOUR WAGE RATE	P/DAY	509.21	0.00	
PLUMBER WAGE RSTE	P/DAY	859.88	0.01	
ELECTICIAN WAGE RATE PER DAY **	P/DAY	796.20	0.00	
ELECTICIAN WAGE RATE PER POINT **	P/PNT	121.92	0.21	
WATER CHARGES PER HOUSE	P/MONTH	123.85	0.00	
ELECT.CHARGES UPTO 50 UNITS	P/UNIT	2.00	0.00	
ELECT.CHARGES 01 - 100 UNIT	P/UNIT	6.18	0.00	
ELECT.CHARGES 101 - 300 UNIT	P/UNIT	9.50	0.00	
ELECT.CHARGES 301 - 1000 UNIT	P/UNIT	16.39	0.00	
ELECT.CHARGES ABOVE 1000 UNIT	P/UNIT	18.39	0.00	
ELEC	PM	10.50	0.00	
GAS CHRg upto 3.3719 MMBTU	MMBTU	128.70	0.00	
GAS CHRg 3.3719 - 6.7438 MMBTU	MMBTU	257.40	0.00	
GAS CHRg 6.7438 - 10.1157 MMBTU	MMBTU	257.40	0.00	
GAS CHRg10.1157 - 13.4876 MMBTU	MMBTU	702.00	0.00	
GAS	PM	702.00	0.00	
GAS	PM	409.50	0.00	
KEROSENE OIL	LTR	83.92	0.65	
FIREWOOD WHOLE	40 KG.	530.57	0.55	
FURNISHING HOUSE HOLD EQUIPMENTS				
CHAIR SHESHAM WOOD WITH ARMS **	EACH	2023.10	0.49	
CHAIR PLASTIC (CHAIRMAN) AVERAGE QUALITY	EACH	791.79	0.04	
TABLE SHESHAM WOOD (4X2X5") ***	EACH	5678.33	0.72	
SOFASET WOODEN WITH FOAM SEAT **	SET	17196.70	0.70	
COT IRON (WITH NIWAR)AV.QLTY.	EACH	2242.04	1.17	
ALMIRAH (STEEL) 6'X3' 20 GUAGE	EACH	9683.21	0.04	
DINNING TABLE 6 CHAIRS A.QLTY	SET	21456.95	2.07	
SINGLE BED WITHOUT FOAM MED.	EACH	6172.60	0.20	
MATRESS SINGLE(4"THICK)	EACH	4917.58	-0.32	
FARSHI DARI 12'X9' AV.QLTY	EACH	1344.42	2.70	
DARI COTTON (6'x2 1/2') AV.QL	EACH	618.54	6.83	
CARPET PLAIN AV. QLTY	SQFT.	42.75	0.00	
QUILT (LIHAF) 3 KG. COTTON	EACH	923.73	0.41	
BLANKET (90" x 54")	EACH	3443.53	0.00	
BEDSHEET SINGLE BED SUP.QLTY	EACH	630.17	0.08	
BED SHEET DOUBLE WITH TWO PILLOW COVERS SUP QLTY	SET	1237.81	-0.34	
TOWEL(3'x2') AV. QALTY	EACH	258.73	-0.08	
CELING FAN 48" SUPER QLTY **	EACH	3073.57	0.29	
PEDESTAL FAN 22" SUPER QLTY	EACH	4154.94	0.28	
REFG. DAWLENCE 10 CFT. D.DOOR	EACH	31398.13	0.25	
D-FREEZER WAVES 8 CFT.	EACH	30304.39	0.11	
AIRCONDITIONER 1.5 TON PEL	EACH	42876.25	0.00	
SPLIT AIR CONDITIONER 1.5 TON (SPECIFY BRAND NAME)	EACH	44993.25	0.00	
AIRCoolER SUPER ASIA	EACH	11749.79	0.19	
WASHING MACHINE SINGER	EACH	15712.75	1.62	
SEWING MACHINE(SINGER)	EACH	6122.13	-0.02	
GIZER LARGE SIZE 30 GALLON CAPACITY SUP QLTY	EACH	18492.19	-0.21	

7.11 Inter-city Consumer Prices May, 2016

Description	Unit	Value in Rupees	
		Average	% Change
GAS BURNER DOUBLE SPFY.BRAND	EACH	1841.39	0.38
ELECT. IRON PHILIPS MDL.1120	EACH	1891.25	0.49
ELECTRIC JUICER FOR APPLE	EACH	5263.54	0.11
S.STEEL DEGHCHI MEDIUM SIZE ***	EACH	635.23	0.03
ALUMINIUM COOKING PAN (DEGCHI) MED SIZE	EACH	620.85	0.17
NON STICK COOKING PAN (DEGCHI) SUP. QLTY	EACH	903.47	0.04
FRYING PAN STEEL AVG. QLTY MED. SIZE	EACH	392.31	0.15
TAWA IORN (MEDIUM SIZE) AVG. QLTY	EACH	314.53	0.22
S.STEEL PLATE A.QLTY.(M.SIZE)	EACH	76.02	0.40
TABLE SPOON S.STEEL SUP.QLTY.	DOZEN	398.73	0.38
WATER SET JUG+6 GLASSES (OMROC)	SET	526.86	0.83
TEA SET PAK. CHINAWARE 21 PCS.	SET	1801.66	0.14
DINNER SET PLASTIC 72 PIECES SUPERIOR QLTY	SET	5370.72	0.70
HOTPOT SET PLASTIC 3 PCS.	SET	1355.98	1.39
BUCKET(BALTI) PLASTIC MED.SIZ	EACH	336.96	-0.79
LOTA PLASTIC (MED SIZE) AVERAGE QUALITY	EACH	56.00	-0.11
PRESURE COOKER 4 LTR.	EACH	1442.32	0.09
WATER COOLER 9/10 LTR.PLASTIC ***	EACH	610.40	0.01
THERMOS STARVAC 1 LTR	EACH	496.23	1.25
BULB PHILIPS 100-WATTS	EACH	31.19	0.06
TUBE LIGHT PHILIPS 40 WATTS	EACH	104.00	-0.36
ELECTRIC BLUBS "0" WATTE LOCAL	EACH	22.39	0.40
ELECTRIC BLUB ENERGY SAVER 14 WATTS	EACH	159.00	-0.78
WASHING SOAP 250 GMS SPECIFY BRAND NAME	EACH	33.10	0.46
SURF EXCEL 400 GMS POLY BAG	EACH	117.04	-0.27
WASHING POWDER 1000 GRM	EACH	177.60	-0.59
WASHING POWDER (WHEEL/ BONUS) 100 GRAMS	EACH	95.58	-0.08
CLEANSER POWDER VIM 1000 GM	PKT.	75.81	0.56
FINIS 500 ML	BOTTLE	197.22	0.00
PHNYLE TYPHONE/FINIS/CARRANITE 3 LITRES	BOTTLE	147.83	0.13
HARPIC	BOTTLE	145.58	0.41
BOOT POLISH CHERRY/KIWI 50ML	EACH	106.34	0.32
ROBIN BLUE (35 GRAMS)	PKT.	43.13	1.55
TISSU PAPER PERFUMED 100 PCS.	PKT	107.38	0.12
TOILET PAPER ROLL (R.PETEL)	P/ROLL	38.31	0.00
BOOT POLISH LIQUID CHEERY BLOSSOM KIWI 75 ML	BOTTLE	138.55	0.00
MATCH BOX SMALL	EACH	2.30	0.88
DRY CELL 1.5 VOLT(LOCAL)	EACH	23.57	-0.80
HAND STITCHING NEEDLE M.SIZE	PACKET	7.88	0.00
SEWING MACHINE NEEDLE (SINGER)	EACH	6.23	0.48
HOUSEHOLD SERVANT FEMALE P/T	P/MNTH	1938.43	0.01
MARRIAGE HALL WITH FURNITURE	P/HEAD	113.50	0.46
HEALTH			
SEPTRAN TABLETS	10TAB.	15.77	0.45
BRUFEN TABS 200-MG.	10TAB.	9.71	0.00
PANADOL TAB. EXTRA/PLAIN	10TAB.	11.85	0.00
DISPRIN TAB.	10TAB.	12.05	1.26
TRISIL TAB.	10 TAB	10.00	0.00
FLAGYL TAB. 200 MG.	10TAB.	10.03	0.00
VENTOLIN TAB. 2MG.	10TAB.	9.97	0.00
DAONIL TAB. 5 MG.	10TAB.	16.96	0.00
ENTOX TAB.	10TAB.	10.00	0.00
RENITEC TAB. 5 MG.	10TAB.	58.38	0.03
CAC. 1000 TAB	BOTTLE	122.00	0.00
AMOXIL CAPSOLE 250 MG.S	10CAP.	35.69	0.11
CALCIUM SYRUP SANDOZ	BOTTLE	64.10	0.02
LEDERPLEX SYRUP	BOTTLE	35.00	0.00
SANCOS SYRUP (50 ML.)	BOTTLE	29.75	0.00
PHENERGAN SYRUP 120 ML.	BOTTLE	33.14	0.03
CALPOL SYRUP 60 ML.	BOTTLE	28.00	0.00
HYDRYLLIN SYRUP 120 ML.	BOTTLE	65.00	0.00
POLYFAX EYE OINTMENT	TUBE	21.11	0.00
BETNESOL EYE DROPS	BOTTLE	33.89	0.00
EAR DROPS (CARDISPORINE) ***	BOTTLE	21.00	0.00
BETNOVATE-N OINTMENT 5 GMS	TUBE	16.27	1.18

7.11 Inter-city Consumer Prices May, 2016

Description	Unit	Value in Rupees	
		Average	% Change
BURNOL CREAM 30 GRM	TUBE	16.00	0.00
VICKS VAPORUB/BALM	BOTTLE	36.03	0.00
GLYCRINE SMALL BOTTLE	BOTTLE	23.97	0.13
JOUHAR JOSHANDA	PKT.	7.85	0.26
GALXOS-D (450 GRMS)	PKT.	153.82	0.00
GRIPE-WATER WOODWARDS	BOTTLE	54.25	0.00
SANIPLAST ONE PUTTY	EACH	1.89	0.00
O.R.S. (NIMCOL)	PKT.	16.45	0.00
DETTOL (MEDIUM)	BOTTLE	47.02	0.64
COTTON BANDAGE 2" - 4"	EACH	9.69	0.41
THERMOMETER CHINA	EACH	43.68	0.00
DOCTOR (MBBS) CLINIC FEE	P/PAT.	187.08	0.00
URINE TEST (DR) CHARGES	P/TEST	108.09	0.00
BLOOD TEST (CP) CHARGES	P/TEST	251.55	0.00
SUGAR TEST (RANDOM/FASTING BOTH) CHARGES	P/TEST	176.90	-0.14
ECG CHARGES	P/TEST	232.75	-0.53
X-RAY (CHEST) CHARGES	P/X-RAY	307.92	0.20
TRANSPORT			
CAR SUZUKI 800 CC (W/O. A/C)	EACH	646975.00	0.00
CAR SUZUKI 1000 CC	EACH	1066570.37	0.00
CAR TOYOTA 1300 CC	EACH	1749840.00	0.00
CAR HONDA CIVIC	EACH	2101921.05	0.00
MOTORCYCLE HONDA CD-70.	EACH	63730.77	0.00
MOTORCYCLE YAMAHA 100CC.	EACH	80083.33	0.00
MOTOR CYCLE HERO 70 CC	EACH	44753.68	0.00
BICYCLE WITH TYRES & TUBES	EACH	7539.52	0.02
TYRE CAR WITH TUBE GENERAL	EACH	3246.29	-0.23
TYRE MOTOR CYCLE WITHOUT TUBE	EACH	1098.18	-1.16
TYRE CYCLE SPECIFY BRAND NAME	EACH	368.26	-0.61
TYRE CAR W/O TUBE	EACH	3042.24	-0.56
PETROL SUPER	LITRE	64.21	0.00
HIGH SPEED DIESEL HSD	LITRE	72.47	0.00
CNG	K.G.	70.15	0.00
GAS CYLINDER STAND. SIZE	EACH	927.81	-0.38
MOTOR CYCLE SERVICE CHARGES	EACH	268.97	0.14
CAR SERVICE CHARGES	EACH	347.01	0.00
TYRE PUNCTURE CHARGES	EACH	65.77	0.57
CYCLE OVERHAULING CHARGES	EACH	298.23	0.01
CAR TAX FOR 800CC TO 1300CC	YEARLY	1840.80	0.00
TRAIN FARE ECO. 1-100 KM.	P/KM.	0.68	0.00
TRAIN FARE ECO. 101-500 KM.	P/KM.	0.98	0.00
TRAIN FARE ECO. > 500 KM.	P/KM.	0.89	0.00
TRAIN FARE IST SLP. 1-100KM	P/KM.	2.11	0.00
TRAIN FARE IST SLP.101-500 KM	P/KM.	2.59	0.00
TRAIN FARE IST SLP. > 500 KM	P/KM.	1.99	0.00
TRAIN FARE A/C SLP. 1-100KM.	P/KM	5.76	0.00
TRAIN FARE A/C SLP.101-500KM	P/KM.	4.59	0.00
TRAIN FARE A/C SLP > 500KM.	P/KM	4.16	0.00
PLATEFORM TICKET	EACH	9.85	0.00
AUTO RICKSHAW FARES	KM/MIN	54.70	0.00
FULL TONGA CHARGES	KM/MIN	65.22	0.00
TAXI 4 SEATER FARE	KM/MIN	84.36	0.00
BUS FARE MIN (WITHIN CITY)	TICKET	10.06	0.00
BUS FARE MAX (WITHIN CIT	TICKET	18.72	0.00
BUS FARE OUTSIDE CITY	P/KM.	0.83	0.00
A/C BUS FARE OUTSIDE CITY	P/KM.	1.34	0.00
MINIBUS FARE MIN.WITH IN CITY	TICKET	13.55	0.00
MINIBUS FARE MAX.WITH IN CITY	TICKET	19.48	0.00
SUZUKI FARE MIN.WITH IN CITY	TICKET	11.25	0.00
SUZUKI FARE MAXIMUM W.IN CITY	TICKET	19.29	0.00
AIR FARE ECONOMY CLASS.	P/KM.	19.26	0.00
COMMUNICATION			
POSTAL ENVELOPE DOMESTIC	EACH	8.00	0.00
ENVELOPE FOR SAUDI ARABIA	EACH	49.63	0.00
POSTAL REGISTRATION CHARGES	EACH	34.76	0.00

7.11 Inter-city Consumer Prices May, 2016

Description	Unit	Value in Rupees	
		Average	% Change
U.M.S. REG CHARGES MIN.	EACH	58.93	0.00
T.C.S. CH. MIN.WITH IN ZONE	EACH	141.00	0.18
TELEPHONE CHARGES LOCAL CALL	P/CALL	3.94	0.00
TEL CHARGES OUT SIDE CITY	P/CALL	3.94	0.00
INTERNET CHARGES	P/HOUR	29.64	0.00
MOBILE CELL CHARGES	P/UNIT	3.07	0.00
FAX CHARGES (LOCAL)	P/PAGE	17.88	0.00
TELEPHONE SET AV. QLTY	EACH	791.39	0.69
MOBILE SET NOKIA/SONY/ERICSON/SAMSUNG WITHOUT CAMERA	EACH	2848.04	-0.08
RECREATION AND CULTURE			
T.V. 20" COLORED WEGA H-A21.	EACH	19331.46	1.05
T.V 20" COLOR CHINA/KORIA)	EACH	11287.08	-0.01
V.C.P. PANASONIC/LG/NAT	EACH	5448.21	0.22
DVD/VCD PLAYER PANASONIC/LG	EACH	4160.47	1.38
RADIO WITH C.PLAYER NATIONAL	EACH	2235.08	0.00
PERSONNEL COMPUTER (BRANDED)	EACH	44000.12	-0.28
VID. CASSETTE BLK. TDK/SONY	EACH	143.52	-0.09
COM. C.D. (TDK/IMATION)	EACH	53.71	-0.90
TAPE RECORDER CASSETTE BLANK	EACH	46.96	-0.25
VIDEO GAME SEGA 16 BYTE	EACH	1279.41	-0.69
CINEMA A/C. HIGH CLASS	TICKET	117.50	0.00
CINEMA NON-A/C HIGH CLASS	TICKET	60.77	0.00
CABLE CHARGES	PER MONT	292.08	0.04
TV.LICENCE FEE DOMESTIC	YEARLY	420.00	0.00
ENGLISH BOOK CLASS V1	EACH	69.94	0.00
ENGLISH BOOK CLASS IX OR X	EACH	92.23	0.00
ENG. BOOK IST.YR COMPLETE SET	EACH	86.78	0.00
ENGLISH BOOK BA/B.SC	EACH	163.25	0.00
URDU BOOK CLASS V (T.B.BORD)	EACH	65.11	0.00
URDU BOOK CLASS IX/X(T.B.B)	EACH	98.47	0.00
URDU BOOK IST.YEAR/INTER	EACH	60.00	0.00
URDU BOOK BA/B.SC	EACH	144.50	0.00
MATHS BOOK CALSS V (T.B.B)	EACH	91.89	0.21
MATHS BOOK CLASS IX OR X	EACH	215.00	0.00
MATHS BOOK IST.YEAR (T.B.B)	EACH	148.13	0.00
PAKISTAN STUDIES BOOK BA/B.SC	EACH	150.50	0.00
DAILY "DAWN"	P/COPY	19.00	0.00
DAILY "JANG"	P/COPY	12.00	0.00
DAILY "NAWA-E-WAQT"	P/COPY	12.00	0.00
WEEKLY "AKHBAR-E-JAHAN"	P/COPY	55.00	0.00
WEEKLY "MAG"	P/COPY	45.13	0.00
MONTHLY "NAUNEHAL DIGEST"	P/COPY	35.00	0.00
PAPER FOOLSCAPE (27"x17")	QUIRE	38.23	0.31
EXERCISE.BOOK LINED 80/100 PGS	EACH	47.50	0.13
PENCILGOLDFISH/DEER	EACH	6.57	0.61
PEN INK DOLLOR 57 ML BOTTLE	EACH	21.63	0.00
PHOTOSTATE PAPER 70 GM	PRT	357.83	-0.21
BALL PEN (local)	EACH	7.06	0.00
FOUNTAIN PEN HERO/WINGS/CHINA	EACH	43.82	0.14
EDUCATION			
PRIVATE SCHOOL FEE ENGLISH MEDIUM AVERAGE STANDARD (CLASS I)	PER MONTH	1443.95	3.37
PRIVATE SCHOOL FEE ENGLISH MEDIUM AVERAGE STANDARD (CLASS V)	PER MONTH	1569.40	0.29
PRIVATE SCHOOL FEE ENGLISH MEDIUM AVERAGE STANDARD (CLASS VI)	PER MONTH	1734.64	0.25
PRIVATE SCHOOL FEE ENGLISH MEDIUM AVERAGE STANDARD (CLASS X)	PER MONTH	2048.40	0.39
PRIVATE MEDICLE COLLEGE FEE MBBS (IST YEAR)	PER MONTH	45499.00	0.00
PRIVATE ENGINEERING COLLEGE FEE (ISTR YEAR)	PER MONTH	10869.60	1.35
GOVT. COLLEGE FEE IST. YEAR	MONTH	44.99	0.00
GOVT. COLLEGE FEE 4TH. YEAR	MONTH	59.03	0.00
GOVT. UNIVERSITY FEE MSC.	MONTH	401.64	0.00
GOVT. MED. COLLEGE FEE MBBS	MONTH	1287.73	-1.14
GOVT. ENGG. COLL. FEE 1 YEAR	MONTH	1107.81	2.34
COACHING FEE FOR CLASS IX/X	PER MONTH	1285.52	4.91
COACHING CHARGES FOR CLASS IST YEAR/INTER (SCIENCE)	PER MONTH	1816.67	0.59
COACHING CHARGES FOR CLASS IST YEAR/INTER (COMMERCE)	PER MONTH	1551.15	1.88
I.T. TUITION FEES	PER MONTH	2634.21	0.00

7.11 Inter-city Consumer Prices May, 2016

Description	Unit	Value in Rupees	
		Average	% Change
MBA TUITION FEES	PER MONTH	6385.00	0.00
RESTAURANTS AND HOTELS			
BREAD TANDOORI ST. SIZE	EACH	7.86	0.00
COOKED MUTTON (AV. HOTEL)	PLATE	153.03	1.32
COOKED BEEF (AV. HOTEL)	PLATE	91.21	1.20
COOKED DAL (AV. HOTEL)	PLATE	54.64	1.30
CHICKEN BIRYANI FULL/DOUBLE	PLATE	131.76	0.29
TEA PREPARED (ORDINARY)	CUP	19.92	0.00
MISCELLANEOUS GOODS AND SERVICES			
HAIRCUT CHARGES FOR MEN	P/CUT	77.10	0.29
BEAUTY PORL HAIR STYL CHARGE	P/STY.	289.36	0.97
SHAVING CHARGES	PER SHV	43.38	1.33
LIPSTICK S.MISS/MEDORA	EACH	108.83	0.00
NAIL POLISH S.MISS/MEDORA	EACH	89.65	0.15
PERFUME MED.SIZE MEDORA/BROACH	EACH	169.71	0.00
HAIR-OIL AMLA/CHAMBELI	BOTTLE	113.31	0.22
TOILET SOAP LUX 95 GRAMS	EACH	37.50	0.16
TOILET SOAP LIFEBOUY 140 GRM	EACH	36.63	0.00
TOILET SOAP SAFEGUARD BATH SIZE	EACH	46.83	0.00
TOOTHPASTE MACKLINES 70 GRM	EACH	50.00	0.00
TOOTHPAST MED SIZE CLGATE 70 GMS	EACH	67.27	2.44
TOOTHBRUSH SHEILD A/PLAUQUE	EACH	40.91	1.09
TOOTHPOWDER DENTONIC 90 GRM	EACH	28.32	1.98
HAIR-COLOUR BEGIN (6 GMS)	EACH	101.71	0.49
HAIR COLOUR (KALAKOLA)	BOTTLE	127.31	0.34
FACECREAM PONDS (MEDIUM)	EACH	117.79	0.21
TALC POWDER VICE ROAY,B.CAT	EACH	141.10	0.09
BLADE TREET ORDINARY 10'S	PKT.	35.75	0.28
BLADE 7-O-CLOCK STAIN. 5'S	PKT.	34.50	-0.38
SHAMPOO SUNSILK/PAINTIN 100 ML	BOTTLE	107.14	0.26
BEAUTY CREAM (FAIR & LOVELY)	EACH	143.98	-0.43
HAIR REMOVING CREAM (EU-CREAM)	TUBE	64.38	0.20
GEL MEDIUM SIZE	BOTTLE	98.19	1.29
DISPOSABLE RAZOR GILLET-II	EACH	42.30	0.00
SHAVING CREAM TOUCH-ME/ADM.	EACH	62.46	0.21
GOLD TEZABI 24 CT	10 GM.	42190.30	-0.24
SILVER TEZABI 24 CT	10 GM.	630.34	0.31
ARTIFICIAL JEWELLARY SET	SET	747.71	-0.02
WRIST WATCH GENTS CITIZEN (ORIGINAL) ***	EACH	3517.58	0.00
WRIST WATCH LADIES CITIZEN (ORIGINAL) ***	EACH	3532.77	0.70
WALL CLOCK QUARTZ AV.QLTY	EACH	555.84	0.69
SUITCASE REXIN (24"x16"x6")	EACH	1186.07	0.32
TRUNK MEDIUM SIZE ***	EACH	1594.69	0.11
PURSE LADIES (LEATHER) AVERAGE QUALITY	EACH	782.69	0.08

8. PUBLIC FINANCE

8.1 Customs Revenue Receipts

(Million Rupees)

S. No.	Description	Annual				
		2010-11	2011-12	2012-13	2013-14	2014-15
1	Meat, fish and their preparations	54.90	93.75	151.69	253.87	322.60
2	Milk, butter, cheese and honey	2769.09	2478.59	2235.00	2879.15	5371.62
3	Fruits, nuts and vegetables	1265.68	1427.16	1554.43	2368.46	2830.70
4	Coffee, nuts and vegetables	3542.19	3547.64	3730.56	3713.70	4202.54
5	Oil-seeds and miscellaneous fruits	150.60	120.73	146.20	176.67	1117.13
6	Vegetable plaiting materials	472.21	616.43	868.55	998.91	828.97
7	Animal and vegetable fats and oil	17262.76	18417.04	20247.00	20658.72	21183.29
8	Sugar and confectionery	285.07	372.89	291.17	383.73	523.17
9	Edible, preparation of cereal & vegetables	2862.84	2916.04	3099.12	3991.29	5319.78
10	Beverages, spirits and vinegars	221.28	192.14	176.65	179.36	228.65
11	Residues on waste from the food industries prepared animal fodder	61.26	53.16	59.44	141.58	2622.94
12	Tobacco	494.52	251.94	144.14	213.57	136.15
13	Mineral, fuel, oils and products thereof	21401.96	19140.05	20398.80	16760.58	24413.27
14	Chemicals and chemical products	6870.42	6798.82	7327.76	8239.32	10379.73
15	Pharmaceutical products	1565.36	1822.78	1893.71	2111.88	2507.92
16	Dyes, colours, paints and varnishes	2681.43	2538.32	2671.14	3611.13	4077.15
17	Perfumery, soap and toilet preparations	4908.71	3912.94	3778.08	4894.55	6321.37
18	Albuminodal substances modified stareehes gulesenzymes	196.53	202.99	215.36	287.14	488.59
19	Matches and other explosives	39.84	22.32	22.61	25.30	18.81
20	Photographic and cinematographic goods	1336.10	1178.39	1254.43	1583.89	1823.38
21	Plastic & articles thereof	8831.53	8807.12	349.73	11055.67	13198.11
22	Rubber and articles thereof	2147.93	2352.45	8820.77	2395.14	3179.46
23	Leather articles and footwear	1835.37	1937.81	2143.80	2051.86	2459.12
24	Wood & articles of wood wood charcoal	552.34	557.80	2010.44	542.99	837.99
25	Wood, paper and stationery	7423.54	6730.50	475.48	6085.09	8503.06
26	Silk yarn and fabrics	205.57	130.81	5357.43	139.29	316.29
27	Fabrics of wool, flax ramle metal vegetable	394.64	473.08	136.97	706.41	1039.73
28	Cotton, Textile fabrics, Paper Yarn	340.77	786.13	490.74	2065.56	1057.36
29	Yarn and fabrics of man-made fiber	7666.13	7616.66	1422.08	8773.16	11587.37
30	Carpets & other floor covering	345.04	432.76	6523.28	285.80	328.81
31	Special Woven Fabrics and Variety (58)	388.49	434.56	274.42	352.95	454.87
32	Textile articles including knitted & crocheted goods	2142.72	2254.15	1969.33	2627.81	3551.13
33	Other madeup textile articles, set worm clothing & textile articles rugs	1255.90	1336.37	1093.49	1375.49	1620.10
34	Glass and earthen-ware	3132.55	3522.41	3198.22	4459.56	5938.18
35	Precious metal, stones, pearls & imitation jewellery	95.09	28.71	40.01	65.58	90.60
36	Iron and steel manufactures	9677.83	10048.48	10545.65	9211.16	17154.45
37	Metals other than gold,silver,iron & steel	1386.38	1144.22	1253.23	1866.33	2518.70
38	Cutlery, tools articles of base metals	1038.53	1002.80	1015.61	1324.08	1608.30
39	Machinery and mechanical appliances	10928.56	11605.92	12362.55	13742.20	20289.00
40	Electric machinery and equipment	9528.38	9928.03	10396.39	11325.52	22583.98
41	Railway and tramway plant and rolling stock	25.04	125.87	393.05	447.75	1147.92
42	Motor and other vehicles	28097.49	43090.45	42305.56	36314.43	49408.87
43	Ships, boats and aircraft's	136.17	117.96	108.57	79.44	1045.69
44	Clocks and watches and parts thereof	66.18	47.19	60.14	66.04	61.53
45	Arms and ammunitions	498.63	464.96	507.58	317.19	336.89
46	Toys, games and sports goods	416.83	324.33	278.43	346.34	488.01
47	Sub-total (1 to 46)	167000.38	181405.65	183798.79	191495.64	265523.28
48	All other articles	26179.32	46869.49	66022.29	58234.50	49707.26
49	Gross Collection (47 to 48)	193179.70	228275.14	249821.08	249730.14	315230.54
50	Refund & Rebates	8527.42	8453.67	10362.12	8731.76	9090.69
51	Net collection (54-55)	184652.28	219821.47	239458.96	240998.38	306139.85
52	Total imports duty	179722.75	213285.30	...	233783.87	283865.95
53	1 % Ware House Charges	1598.29	1660.09	...	1182.93	808.69
54	Miscellaneous	3636.25	3870.35	...	4469.01	5010.68
55	Export duties	390.71	471.07	...	475.78	495.05
56	25% Export Development Charges	5174.30	5291.13	...	6119.22	5921.88
57	Regularity Duty	2544.84	2111.14	...	3699.32	19128.26

Contd.

8.1 Customs Revenue Receipts

(Million Rupees)

S. No.	Description	Monthly			
		May, 2015	Jun, 2015	Jul,2015	Aug,2015
1	Meat, fish and other preparations	18.21	20.35	13.72	21.32
2	Milk, Butter, Cheese and Honey	817.39	620.76	318.07	323.39
3	Fruits, nuts and vegetables	250.11	265.65	376.30	309.99
4	Coffee, nuts and vegetables	308.27	310.01	419.06	484.58
5	Oil-seeds & miscellaneous fruits	59.18	134.95	112.41	129.40
6	Vegetable plaiting Materials	65.76	59.27	58.44	63.95
7	Animal and vegetable fats and oil	1867.00	2514.16	1492.06	2128.52
8	Sugar and confectionery	49.10	47.61	74.41	61.18
9	Edible, preparation of cereals and vegetables	632.57	448.68	394.16	436.12
10	Beverages, spirits and vinegars	26.46	20.20	20.90	20.80
11	Residues an Waste from the food industries, Prepared animal fodder	168.42	228.61	577.72	427.39
12	Tobacco	15.76	5.80	20.77	10.09
13	Minerals, fuel, oils and products thereof	4687.94	5330.75	2074.60	4204.64
14	Chemicals and chemicals products	912.92	946.00	864.18	821.64
15	Pharmaceutical products	229.90	241.53	195.13	183.78
16	Dyes, colours, paints and varnishes	375.88	377.05	339.59	317.59
17	Perfumery, soap and toilet preparations	630.89	600.38	574.29	619.13
18	Albuminoidal substances modified starches, glues,enzymes	42.16	41.20	39.12	43.28
19	Matches and other explosives	1.88	1.46	5.96	7.69
20	Photographic and cinematographic goods	200.93	168.85	244.01	170.01
21	Plastic and articles thereof	1323.07	1218.04	1067.83	1193.10
22	Rubber and articles thereof	302.03	264.82	513.11	516.10
23	Leather articles and footwear	239.01	278.52	144.72	279.02
24	Wood & articles of wood; wood charcoal	87.70	87.67	80.56	85.84
25	Wood, paper and stationery	763.71	831.10	755.52	744.41
26	Silk yarn and fabrics	33.24	24.00	29.34	36.74
27	Fabrics of Wool, flax, ramle metal, vegetable	101.74	109.52	94.71	87.01
28	Cotton, textile, fibre & other paper & veg yarn	128.43	105.71	114.59	70.14
29	Yarn and fabrics of man-made fiber	944.29	1068.51	871.46	941.95
30	Carpets & other floor covering	23.71	32.67	25.71	24.59
31	Special Woven Fabrics and Variety	32.18	40.30	31.92	35.08
32	Textile articles including knitted & crocheted goods	331.56	380.42	309.63	379.59
33	articles;rugs	125.74	140.16	153.88	188.45
34	Glasses and earthen/ware	504.15	653.09	612.59	603.34
35	Precious metals,stones,pearls & imitation jewellery	7.25	13.80	9.84	7.65
36	Iron & steel manufactures thereof	2009.56	2341.24	1852.21	2118.12
37	Metals other than gold, silver, iron & steel	231.88	281.92	255.41	282.07
38	Cutlery, tools articles of base metals	149.59	163.49	161.54	153.34
39	Machinery and mechanical appliances	1824.79	1989.36	1392.13	1533.61
40	Electric machinery and equipment	1648.21	2019.18	1245.93	1603.99
41	Railway and tramway plant and rolling stock	109.06	19.97	7.48	71.44
42	Motor and other vehicles	4991.68	5398.89	3652.19	4298.72
43	Ships, boats and Air crafts	114.93	146.67	16.16	36.71
44	Clocks, watches and parts thereof	5.98	6.48	3.83	6.30
45	Arms and ammunitions	12.42	20.78	22.48	11.52
46	Toys, games and sports goods	42.73	49.15	49.67	55.28
47	Sub total (1 to 46)	27449.34	30068.70	21689.34	26148.60
48	All other articles	3018.40	11696.39	1305.85	1840.91
49	Total Import Duty	25081.34	35179.69	20733.37	25435.49
50	Warehouse Charges	68.77	52.59	47.76	51.21
51	Regularity Duty	4379.32	4969.34	850.95	1679.14
52	Miscellienous	429.69	931.07	892.33	382.65
53	0.25 % Export Development Charges	505.30	487.85	426.91	409.85
54	Export Duties	3.31	144.55	16.87	31.12
55	Gross	30467.73	41765.09	22968.19	27989.46
56	Refund	148.56	13.09	13.12	46.33
57	Rebate	652.75	75.34	971.72	1124.12
58	Refund & Rebate	801.31	88.43	984.84	1170.45
59	Net	29666.42	41676.66	21983.35	26819.01

Contd.

8.1 Customs Revenue Receipts

(Million Rupees)

S. No.	Description	Monthly				
		Sept,2015	Oct,2015	Nov, 2015	Dec, 2015	Jan,2016
1	Meat, fish and other preparations	23.63	24.00	31.72	97.37	86.17
2	Milk, Butter, Cheese and Honey	217.18	236.55	287.24	343.34	306.24
3	Fruits, nuts and vegetables	273.80	608.73	483.56	336.31	368.38
4	Coffee, nuts and vegetables	448.10	609.46	563.91	693.38	614.36
5	Oil-seeds & miscellaneous fruits	132.17	172.64	259.77	215.30	273.18
6	Vegetable plaiting Materials	74.70	74.44	69.62	79.79	75.92
7	Animal and vegetable fats and oil	2452.71	2782.46	1969.04	1881.35	2069.19
8	Sugar and confectionery	88.00	70.70	61.06	59.77	67.22
9	Edible, preparation of cereals and vegetables	449.80	462.98	555.02	587.51	610.00
10	Beverages, spirits and vinegars	11.17	15.59	13.36	11.29	10.60
11	Residues an Waste from the food industries, Prepared animal fodder	472.78	744.05	226.29	134.09	65.37
12	Tobacco	16.16	15.67	5.11	18.71	18.71
13	Minerals, fuel, oils and products thereof	3418.69	2808.89	3403.30	3111.90	2096.61
14	Chemicals and chemicals products	762.70	867.41	861.78	977.72	1080.18
15	Pharmaceutical products	223.74	210.51	237.23	274.18	203.26
16	Dyes, colours, paints and varnishes	348.17	388.99	385.69	395.52	407.05
17	Perfumery, soap and toilet preparations	588.28	669.27	603.27	658.15	609.21
18	Albuminoidal substances modified starches, glues,enzymes	46.43	51.14	41.76	50.92	63.20
19	Matches and other explosives	3.72	2.36	3.72	3.09	0.02
20	Photographic and cinematographic goods	181.09	178.03	221.92	235.32	228.30
21	Plastic and articles thereof	1016.02	1330.88	1314.05	1252.29	1172.66
22	Rubber and articles thereof	431.20	468.70	498.99	613.82	569.57
23	Leather articles and footwear	313.79	211.52	243.93	275.53	301.70
24	Wood & articles of wood; wood charcoal	69.42	72.53	92.34	112.60	138.17
25	Wood, paper and stationery	646.96	668.32	671.87	677.61	721.74
26	Silk yarn and fabrics	18.50	27.33	21.59	35.92	38.93
27	Fabrics of Wool, flax, ramle metal, vegetable	107.57	129.99	117.06	108.61	133.94
28	Cotton, textile, fibre & other paper & veg yarn	71.64	106.46	245.67	388.35	269.51
29	Yarn and fabrics of man-made fiber	1092.80	1468.61	1270.30	1121.81	1066.45
30	Carpets & other floor covering	24.28	32.09	43.15	44.60	39.26
31	Special Woven Fabrics and Variety	41.31	50.71	50.88	53.36	53.07
32	Textile articles including knitted & crocheted goods	503.10	560.24	549.95	472.45	559.22
33	articles;rugs	166.15	243.78	274.77	286.30	263.41
34	Glasses and earthen/ware	517.37	674.47	723.94	874.39	900.33
35	Precious metals,stones,pearls & imitation jewellery	9.25	6.98	9.96	20.23	22.86
36	Iron & steel manufactures thereof	2818.28	3086.36	3570.28	3525.44	3392.47
37	Metals other than gold, silver, iron & steel	244.54	317.31	325.06	547.96	326.96
38	Cutlery, tools articles of base metals	131.96	195.78	155.84	172.67	184.98
39	Machinery and mechanical appliances	1518.51	1875.91	1668.35	2097.93	2462.69
40	Electric machinery and equipment	1681.16	1817.20	1867.70	2371.70	1846.98
41	Railway and tramway plant and rolling stock	19.39	16.19	20.01	11.65	16.70
42	Motor and other vehicles	4819.49	4906.42	5326.10	5272.52	5747.22
43	Ships, boats and Air crafts	86.25	33.90	28.59	97.68	123.46
44	Clocks, watches and parts thereof	4.57	5.39	4.96	27.48	9.58
45	Arms and ammunitions	4.13	2.32	9.06	17.85	0.60
46	Toys, games and sports goods	50.96	59.62	59.26	100.08	101.70
47	Sub total (1 to 46)	26641.62	29362.88	29448.03	30745.84	29717.33
48	All other articles	4916.89	1559.59	1551.72	9370.83	3017.14
49	Total Import Duty	29083.68	27935.99	28073.00	35964.59	29011.02
50	Warehouse Charges	45.88	47.79	50.12	49.3	96.69
51	Regularity Duty	1629.96	1953.01	2047.51	2588.39	2665.44
52	Miscellienous	333.14	493.57	368.18	1015.93	469.68
53	0.25 % Export Development Charges	418.54	450.81	425.48	444.81	399.78
54	Export Duties	47.29	41.28	35.41	53.62	91.82
55	Gross	31558.49	30922.45	30999.70	40116.64	32734.43
56	Refund	6.85	33.15	160.04	194.82	77.96
57	Rebate	769.64	742.42	630.76	517.84	582.77
58	Refund & Rebate	776.49	775.57	790.80	712.66	660.73
59	Net	30782.00	30146.88	30208.90	39403.98	32073.70

Contd.

8.1 Customs Revenue Receipts

(Million Rupees)

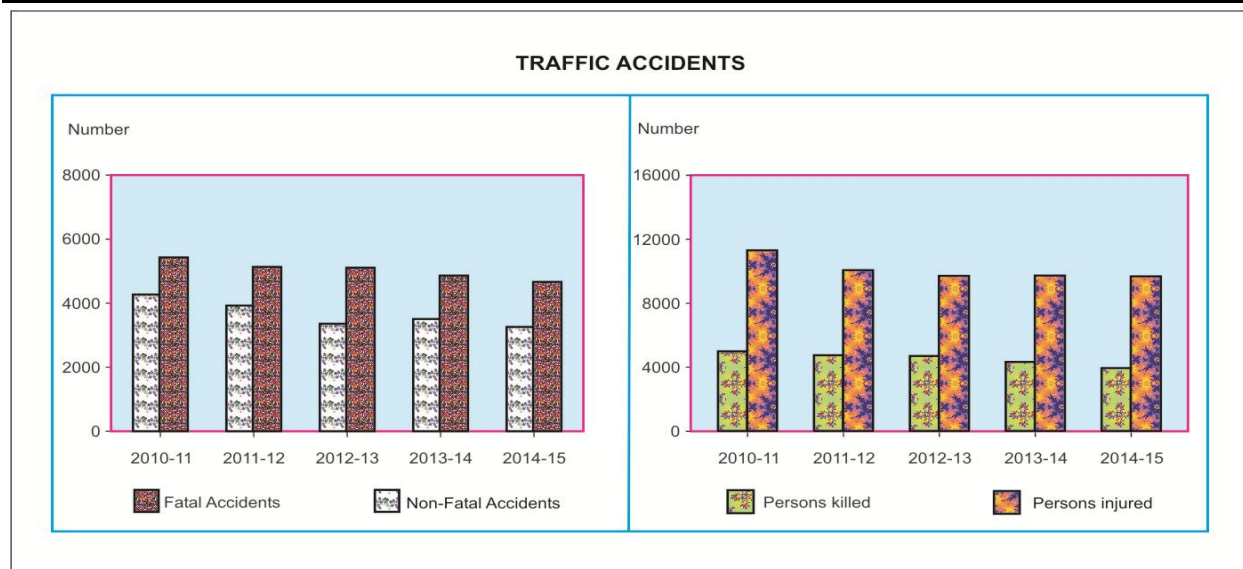
S. No.	Description	Monthly			
		Feb,2016	Mar,2016	Apr,2016	May, 2016
1	Meat, fish and other preparations	52.31	37.60	29.51	23.71
2	Milk, Butter, Cheese and Honey	404.64	502.72	323.69	569.46
3	Fruits, nuts and vegetables	404.78	524.71	583.67	588.70
4	Coffee, nuts and vegetables	514.03	519.97	491.84	517.48
5	Oil-seeds & miscellaneous fruits	249.84	203.62	275.71	246.35
6	Vegetable plaiting Materials	69.81	87.09	76.63	59.16
7	Animal and vegetable fats and oil	2288.18	2499.42	2003.44	2441.11
8	Sugar and confectionery	49.16	64.33	79.57	69.66
9	Edible, preparation of cereals and vegetables	576.3	728.69	592.94	651.68
10	Beverages, spirits and vinegars	34.14	36.87	33.62	35.65
11	fodder	84.79	533.90	166.80	405.07
12	Tobacco	15.39	15.69	11.24	5.05
13	Minerals, fuel, oils and products thereof	2335.42	2869.55	2805.82	4009.16
14	Chemicals and chemicals products	978.88	1160.20	1190.52	1172.56
15	Pharmaceutical products	225.26	324.71	281.69	331.66
16	Dyes, colours, paints and varnishes	372.57	406.53	463.48	534.80
17	Perfumery, soap and toilet preparations	656.25	704.19	643.68	713.60
18	Albuminoidal substances modified starches, glues,enzymes	51.01	52.83	61.50	61.23
19	Matches and other explosives	0.87	1.93	4.38	2.20
20	Photographic and cinematographic goods	169.52	212.06	216.76	231.85
21	Plastic and articles thereof	1261.64	1466.66	1592.37	1598.57
22	Rubber and articles thereof	413.82	467.85	632.58	691.71
23	Leather articles and footwear	323.29	124.64	198.75	444.65
24	Wood & articles of wood; wood charcoal	129.22	122.97	133.11	137.63
25	Wood, paper and stationery	767.4	981.04	881.80	997.78
26	Silk yarn and fabrics	54.75	18.43	44.05	59.59
27	Fabrics of Wool, flax, ramle metal, vegetable	120.1	95.56	117.62	124.22
28	Cotton, textile, fibre & other paper & veg yarn	302.29	264.41	298.67	275.54
29	Yarn and fabrics of man-made fiber	1066.68	926.21	1230.51	1282.52
30	Carpets & other floor covering	31.66	44.78	32.39	39.28
31	Special Woven Fabrics and Variety	52.79	31.92	42.98	51.78
32	Textile articles including knitted & crocheted goods	464.04	255.61	349.44	445.95
33	articles;rugs	214.13	176.55	153.15	199.26
34	Glasses and earthen/ware	750.3	752.88	726.43	820.31
35	Precious metals,stones,pearls & imitation jewellery	17.11	15.44	19.14	24.81
36	Iron & steel manufactures thereof	3146.44	3909.89	4750.44	3737.75
37	Metals other than gold, silver, iron & steel	311.18	408.76	436.41	416.41
38	Cutlery, tools articles of base metals	192.41	189.26	257.61	225.26
39	Machinery and mechanical appliances	2383.41	2345.06	3085.55	2963.37
40	Electric machinery and equipment	1575.33	1436.83	2029.31	1885.16
41	Railway and tramway plant and rolling stock	17.52	25.14	34.67	25.36
42	Motor and other vehicles	4482.23	5479.81	5839.07	5935.83
43	Ships, boats and Air crafts	216.99	296.87	169.94	701.69
44	Clocks, watches and parts thereof	19.73	14.61	20.42	21.18
45	Arms and ammunitions	25.83	2.31	0.73	2.40
46	Toys, games and sports goods	93.76	67.97	98.72	111.08
47	Sub total (1 to 46)	27967.20	31408.07	33512.35	35889.23
48	All other articles	2411.59	-853.50	-1337.94	274.90
49	Total Import Duty	26979.34	34318.79	32375.54	31636.01
50	Warehouse Charges	49.31	49.21	59.14	55.82
51	Regularity Duty	2303.81	2461.16	2923.45	3229.08
52	Miscellaneous	564.43	680.91	-1421.91	705.33
53	0.25 % Export Development Charges	439.63	525.64	440.25	506.39
54	Export Duties	49.41	65.63	29.27	31.47
55	Gross	30385.93	38101.34	34405.74	36164.10
56	Refund	15.94	12.70	102.31	186.07
57	Rebate	1171.5	1119.85	870.30	1691.98
58	Refund & Rebate	1187.44	1132.55	972.61	1878.05
59	Net	29198.49	36968.79	33433.13	34286.05

Source: Federal Board of Revenue, Islamabad.

9. SOCIAL

9.1 Data on Traffic Accidents

Year/Month	Total Number of Accidents	Accident		Persons		Total Number of Vehicles Involved
		Fatal	Non - Fatal	Killed	Injured	
PAKISTAN						
2010-11	9723	4280	5443	5271	11383	10822
2011-12	9140	3966	5174	4758	10145	9986
2012-13*	8988	3884	5104	4719	9710	9876
2013-14*	8359	3500	4859	4348	9777	9423
2014-15*	7865	3214	4651	3954	9661	8949
2015						
May	728	290	438	338	776	818
Jun	728	292	436	376	971	838
Jul	780	298	482	370	1026	911
Aug	797	303	494	390	974	934
Sep	810	295	515	360	881	967
Oct	799	330	469	392	1000	927
Nov	775	307	468	364	805	887
Dec	724	310	414	353	927	848
2016						
Jan	646	269	377	341	857	777
Feb	678	264	414	377	869	786
Mar	680	280	400	327	940	775
Apr	777	297	480	383	1043	897
May	874	327	547	405	1237	1023



Note: Data from July,2012 onward includes ICTs.

* Included Islamabad

Contd.

9.1 Data on Traffic Accidents

Year/Month	Total Number of Accidents	Accident		Persons		Total Number of Vehicles Involved
		Fatal	Non - Fatal	Killed	Injured	
ISLAMABAD						
2012-13	201	107	94	109	180	212
2013-14	256	120	136	132	206	256
2014-15	216	107	109	118	182	217
2015 May	26	13	13	13	26	26
Jun	15	8	7	12	8	15
Jul	27	12	15	17	37	27
Aug	25	9	16	12	27	25
Sep	19	12	7	14	17	19
Oct	24	16	8	16	5	24
Nov	25	17	8	19	25	25
Dec	21	7	14	8	18	21
2016 Jan	13	6	7	6	12	13
Feb	14	5	9	5	12	14
Mar	8	5	3	7	4	8
Apr	23	13	10	15	25	23
May	22	9	13	10	14	22
PUNJAB						
2010-11	5420	2591	2829	3167	5809	5420
2011-12	4990	2361	2629	2888	5071	4990
2012-13	4587	2213	2374	2692	4515	4587
2013-14	3696	1717	1979	2145	3941	3696
2014-15	3054	1435	1619	1750	3652	3054
2015 May	299	132	167	164	288	299
Jun	259	130	129	158	272	259
Jul	285	132	153	165	329	285
Aug	298	132	166	165	391	298
Sep	294	120	174	158	292	294
Oct	324	160	164	206	462	324
Nov	264	134	130	166	293	264
Dec	299	167	132	166	393	299
2016 Jan	222	104	118	140	310	222
Feb	254	123	131	221	391	254
Mar	250	109	141	129	400	250
Apr	257	124	133	177	403	257
May	311	148	163	197	539	311
SINDH						
2010-11	1270	758	512	927	1071	1541
2011-12	1054	681	373	756	681	1121
2012-13	935	582	353	696	637	960
2013-14	945	613	332	791	893	1103
2014-15	881	583	298	771	863	1029
2015 May	64	46	18	45	55	70
Jun	78	49	29	75	142	101
Jul	70	53	17	64	101	85
Aug	79	56	23	82	47	117
Sep	79	55	24	68	56	96
Oct	75	46	29	54	71	91
Nov	68	41	27	44	37	82
Dec	71	50	21	57	35	87
2016 Jan	77	59	18	64	95	101
Feb	82	50	32	57	59	103
Mar	90	62	28	73	88	116
Apr	74	50	24	57	65	87
May	79	53	26	59	58	89

Contd.

9.1 Data on Traffic Accidents

Year/Month	Total Number of Accidents	Accident		Persons		Total Number of Vehicles Involved
		Fatal	Non - Fatal	Killed	Injured	
KHYBER P.K.						
2010-11	2722	773	1949	986	4153	3479
2011-12	2772	785	1987	953	3913	3501
2012-13	2968	846	2122	1059	4016	3736
2013-14	3120	877	2243	1033	4257	3934
2014-15	3399	942	2457	1137	4524	4260
2015						
May	313	92	221	109	378	392
Jun	344	87	257	112	516	422
Jul	370	89	281	109	509	479
Aug	358	88	270	110	467	445
Sep	385	92	293	102	486	519
Oct	350	95	255	100	422	450
Nov	388	98	290	115	428	479
Dec	318	79	239	115	434	419
2016						
Jan	307	87	220	115	404	403
Feb	303	76	227	83	373	382
Mar	302	86	216	97	378	364
Apr	387	92	295	114	505	486
May	426	99	327	116	588	552
BALUCHISTAN						
2010-11	311	158	153	191	350	382
2011-12	324	139	185	161	480	374
2012-13	297	136	161	163	362	381
2013-14	342	173	169	247	480	434
2014-15	315	147	168	178	440	389
2015						
May	26	7	19	7	29	31
Jun	32	18	14	19	33	41
Jul	28	12	16	15	50	35
Aug	37	18	19	21	42	49
Sep	33	16	17	18	30	39
Oct	26	13	13	16	40	38
Nov	30	17	13	20	22	37
Dec	15	7	8	7	47	22
2016						
Jan	27	13	14	16	36	38
Feb	25	10	15	11	34	33
Mar	30	18	12	21	70	37
Apr	36	18	18	20	45	44
May	36	18	18	23	38	49

Source: Provincial Police Departments & ICT Police.

9.2 Data on Telecommunication 2016

Months	Distribution of Cellular Mobile Subscribers					
	Total	Moblink	CM Pak	Ufone	Telenor	Warid
Jan	128041567	36973674	24613601	20262334	35392846	10799112
Feb	129851669	37481812	24859472	20587591	36015783	10907011
Mar	131412658	38117902	24669917	20820301	36784001	11020537
Apr	132652763	38537325	24901019	20717518	37427269	11069632
May	133477666	38992717	25135832	20329451	37907652	11112014
Jun						
Jul						
Aug						
Sep						
Oct						
Nov						
Dec						

Source : Pakistan Telecommunication Authority, Islamabad.

9.3 Visitors at Archaeological Museum in Pakistan

Area/ attraction	March, 2016		April, 2016		May, 2016	
	Foreigner	National	Foreigner	National	Foreigner	National
PAKISTAN	1532	141693	1498	166974	1065	141368
ISLAMABAD	572	57602	476	75182	446	61821
Pakistan Museum of Natural History	13	6157	31	11016	25	7393
Lok Virsa Heritage Museum	292	18405	220	25816	211	19436
Pakistan Monument Museum	170	32681	170	38080	167	34769
Pakistan Railway Heritage Museum	97	359	55	270	43	223
PUNJAB	744	70077	784	80863	537	68156
Lahore Museum Lahore	347	21027	275	15689	199	11478
Allama Iqbal Library & Museum, Sialkot.	3	585	2	660	3	895
Museum, Taxila, Rawalpindi	180	9552	228	26870	154	29227
Museum, Harappa, Sahiwal.	27	7471	7	5425	-	4834
Allama Iqbal Museum, Javaid Manzil, Lahore	-	202	-	147	-	90
PMDC Khewara Mines Museum, Chakwal	187	31240	272	32072	181	21632
SINDH	212	11127	160	8193	68	8531
National Museum of Pakistan, Karachi	61	1623	22	980	12	835
Sindh Provincial Museum, Hyderabad.	16	1721	10	1589	12	1654
Museum, Banbhore, Thatta.	-	1909	4	1292	13	2828
Museum, Moenjodaro, Larkana.	56	3584	30	2836	10	1606
Museum Umerkot, Tharparkar.	-	1303	2	877	-	1157
Quid-e-Azam Birth Place, Karachi.	-	-	2	196	-	92
Quid-e-Azam House Museum, Karachi.	79	987	90	423	21	359
KHYBER PAKHTUNKHWA	1	2793	78	2611	14	2742
Peshawar Museum, Peshawar.	1	1592	43	1507	9	1517
Museum Saidu Sharif, Swat.	-	885	35	720	5	874
Dir Museum, Chakdara	-	316	-	384	-	351
BALUCHISTAN	3	94	-	125	-	118
Museum Balochistan, Quetta.	3	94	-	125	-	118

Source:-Department of Archaeology and Museum,
Government of Pakistan & Provincial Government

9.4 Visitors at Heritage Site in Pakistan

Area/ attraction	March, 2016		April, 2016		May, 2016	
	Foreigner	National	Foreigner	National	Foreigner	National
PAKISTAN	977	272340	1028	235276	649	204256
PUNJAB	689	248959	627	211640	441	182426
Jahangir's Tomb, Lahore	73	18000	40	16000	50	16000
Shalimar Garden, Lahore	150	35000	125	21000	100	20000
Royal Fort (Shahi Qila), Lahore	209	157936	197	123345	97	93365
Hiran Minar & Tank, Sheikhpura	50	21000	30	19000	40	19000
Harappa, Sahiwal	27	7471	7	5425	-	4834
Taxila, Rawalpindi	180	9552	228	26870	154	29227
SINDH	236	8446	287	8005	143	12591
Banbhore , Thatta.	-	1909	4	1292	13	2828
Makli Hill Monument, Thatta	180	1650	251	3000	120	7000
Moenjodaro, Larkana.	56	3584	30	2836	10	1606
Umerkot Fort, Tharparkar.	-	1303	2	877	-	1157
KHYBER PAKHTUNKHWA.	52	14935	114	15631	65	9239
Remains of Takht-i-Bhai, Mardan	2	14200	41	15100	9	8800
Butkara Site Museum, Saidu Sharif, Swat	-	35	23	31	6	39
Julian Site, Haripur	50	700	50	500	50	400
BALUCHISTAN						

Source: Department of Archaeology and Museum.
Government of Pakistan & Provincial Government.

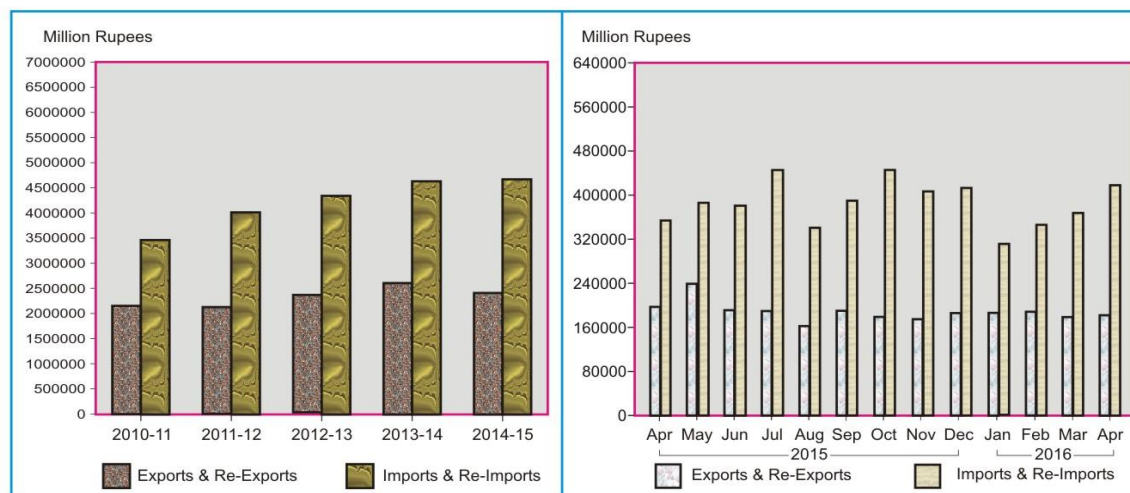
10. TRADE

10.1 Value of Foreign Trade

(Million Rupees)

Year / Month	Exports	Re-Exports	Imports	Re-Imports	Balance of Trade
2010-11	2,120,846.7	30,576.3	3,455,285.6	2,072.6	-1,305,935.2
2011-12	2,110,605.5	18,570.2	4,009,093.0	--	-1,883,049.0
2012-13	2,366,477.8	9,946.3	4,349,879.5	--	-1,973,455.4
2013-14	2,583,463.2	16,369.1	4,630,520.8	1,855.7	-2,032,544.2
2014-15	2,397,513.0	20,191.2	4,644,151.6	20,961.9	-2,247,409.3
2015 Apr	202,250.6	1,722.6	385,075.9	1,573.0	-182,675.7
May	189,389.8	1,922.6	379,073.8	1,761.7	-189,523.1
Jun	184,069.2	1,650.8	444,559.6	1,480.5	-260,320.1
Jul	161,533.5	891.0	340,518.8	1,475.8	-179,570.1
Aug	187,222.4	2,801.2	389,086.5	1,707.4	-200,770.3
Sep	179,817.5	990.5	360,660.6	1,721.8	-181,574.4
Oct	179,927.0	1760.9	406,821.1	1902.6	-227,035.8
Nov	174,781.5	1196.9	404,666.5	1878.7	-230,566.8
Dec	186,486.4	1854.6	399,510.7	1899.5	-213,069.2
2016 Jan	185,298.2	954.2	362,229.4	1661.1	-177,638.1
Feb	186,869.1	1852.1	343,205.7	1572.0	-156,056.5
Mar	181,891.1	1043.9	371,192.6	1582.0	-189,839.6
Apr	179,622.0	2031.5	399,929.3	1779.7	-220,055.5

VALUE OF FOREIGN TRADE

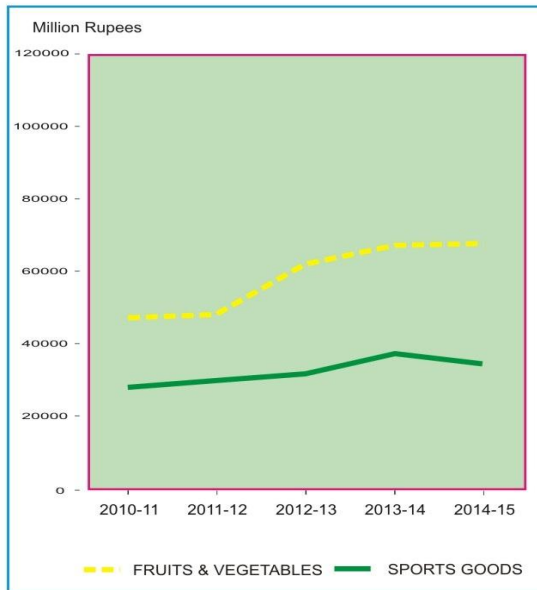
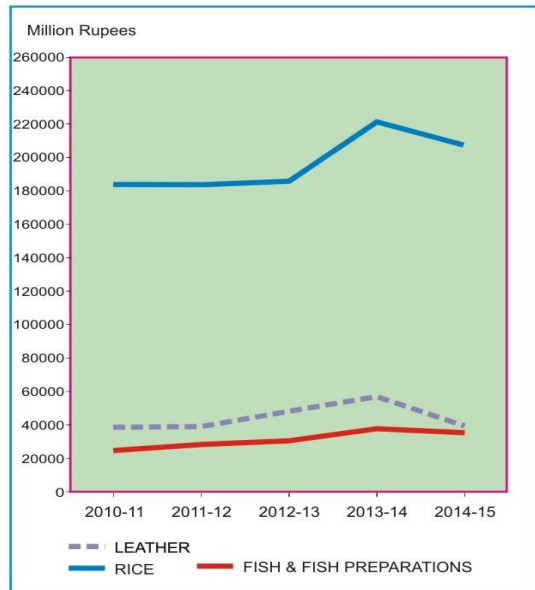
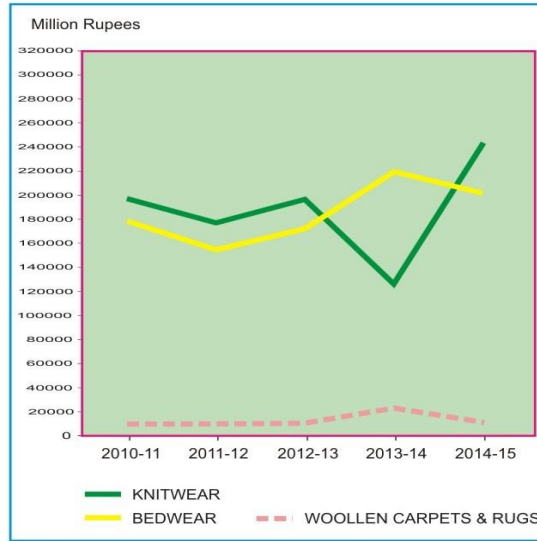
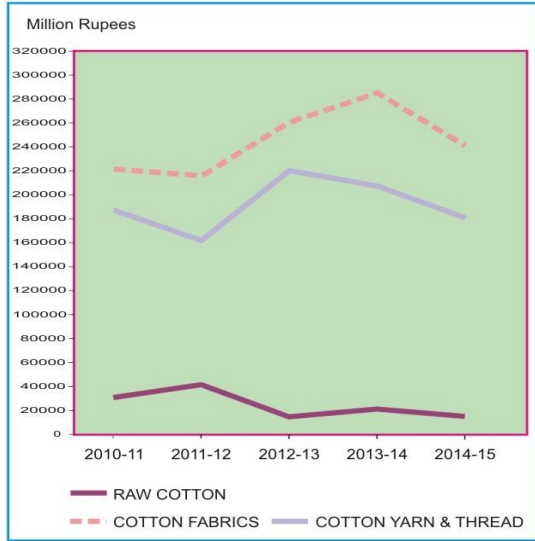


10.2 Exports by Commodity/Group

(Million Rupees)

Year/ Month	Raw Cotton	Cotton Fabrics	Cotton Yarn and Thread	Knitwear	Bedwear	Woollen Carpets & Rugs	Leather	Rice	Fish & Fish Prepara- tions	Fruits & Vege- tables	Sports goods
2010-11	31,168.4	224,257.0	188,271.8	197,144.5	178,596.0	11,034.4	39,744.3	184,674.6	25,313.9	47,895.6	28,208.4
2011-12	41,392.6	218,159.8	163,403.5	176,652.4	155,108.3	10,113.5	39,841.2	184,405.0	28,597.6	48,321.8	30,241.0
2012-13	14,888.1	260,237.5	219,017.0	197,434.3	172,724.2	11,484.6	48,455.7	186,623.1	30,759.1	62,126.8	32,375.2
2013-14	21,352.5	285,130.2	207,199.9	235,564.7	219,961.7	12,616.2	56,496.4	222,906.7	37,917.6	66,703.9	37,259.6
2014-15	14,932.7	248,430.9	188,615.4	243,718.7	213,017.9	11,772.5	49,582.8	206,266.3	35,429.4	67,864.3	34,293.6
2015 Apr	270.7	21,406.3	12,902.6	18,712.2	18,300.0	960.9	4,200.6	18,308.2	3,395.9	5,966.2	3,809.5
May	159.4	19,388.8	14,022.0	22,392.5	17,992.5	919.5	4,474.7	15,516.7	3,852.1	3,970.1	3,142.9
Jun	81.5	17,911.1	12,461.8	21,907.5	17,912.5	725.8	3,780.3	13,544.3	2,494.3	3,702.2	3,046.5
Jul	569.9	17,163.7	12,191.8	21,983.5	16,144.7	800.4	3,167.8	9,273.6	1,788.7	2,993.0	2,473.7
Aug	1,780.1	20,326.0	14,446.3	21,762.6	18,342.3	704.1	3,297.5	12,432.2	1,543.7	4,394.0	2,565.7
Sep	3,382.9	20,178.1	13,078.6	21,008.2	18,383.0	736.0	3,524.1	12,951.3	3,382.1	3,143.4	2,603.7
Oct	1,223.4	20,848.2	12,979.6	19,601.6	17,324.9	825.9	3,032.6	15,415.1	3,728.2	3,829.1	2,662.8
Nov	196.7	17,195.9	9,323.8	18,753.2	17,173.9	1,025.4	3,249.8	21,479.6	3,368.5	4,074.9	2,673.3
Dec	266.4	19,539.7	11,659.6	20,463.4	16,106.5	1,180.0	2,888.5	18,929.9	3,507.0	8,539.5	3,314.3
2016 Jan	223.1	20,097.1	9,585.3	21,675.6	17,774.2	871.5	2,718.2	16,549.4	2,536.5	10,475.6	2,739.3
Feb	75.2	19,191.2	11,382.9	18,171.3	17,872.4	699.8	2,679.1	19,024.2	2,274.6	9,181.2	2,805.3
Mar	93.6	20,899.3	9,943.2	18,313.0	17,913.7	611.8	3,305.6	17,503.4	2,910.9	6,262.2	2,590.2
Apr	35.6	20,325.0	9,980.9	19,087.1	17,818.5	887.7	3,273.4	18,154.0	3,209.4	5,144.1	3,325.8

EXPORTS BY COMMODITY/GROUP

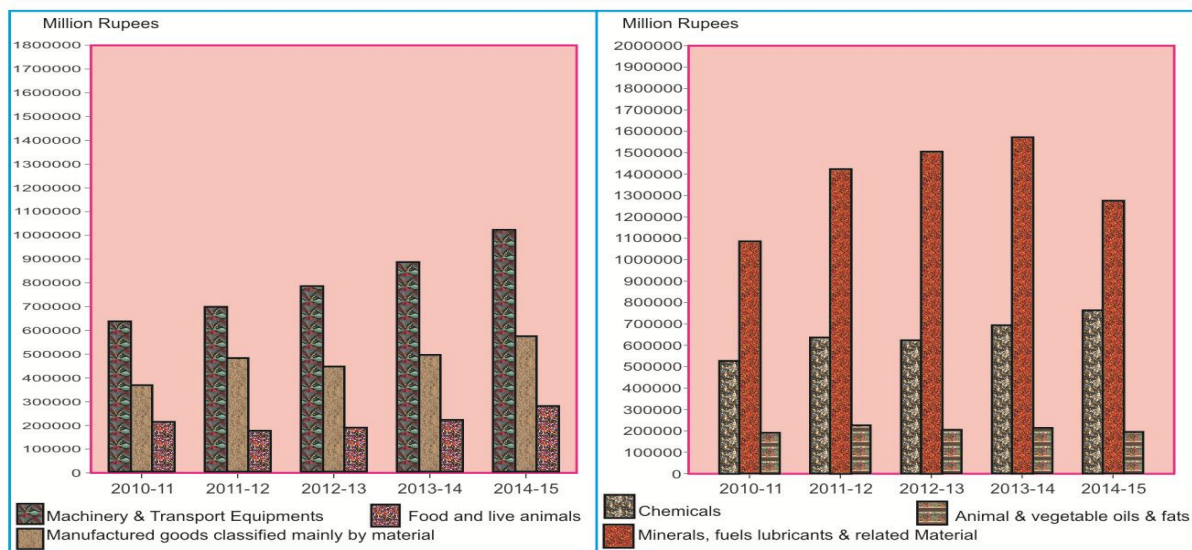


10.3 Imports by Commodity/Group

(Million Rupees)

Year/Month	Machinery and Transport Equipment	Manufactured Goods Classified Mainly by Material	Food and Live animals	Chemicals	Mineral Fuels, Lubricants and related Materials	Animal or Vegetable Oils & Fats
2010-11	639,389.0	369,322.2	214,132.4	528,988.9	1,084,764.7	190,133.7
2011-12	699,993.9	482,498.6	179,555.6	637,823.7	1,420,173.6	228,731.4
2012-13	783,966.3	444,919.9	190,555.4	621,466.0	1,504,034.0	205,311.0
2013-14	886,479.3	496,850.9	221,052.9	691,397.7	1,570,968.0	213,427.6
2014-15	1,019,546.8	571,607.2	280,008.3	761,241.6	1,274,835.8	193,222.0
2015 Apr	88,780.4	50,191.1	19,541.7	66,645.1	105,102.4	12,562.8
May	83,296.8	50,764.7	21,674.2	67,244.4	94,332.1	15,812.3
Jun	106,780.7	55,418.4	21,861.4	65,432.0	122,286.5	20,135.6
Jul	72,735.5	43,599.3	23,355.1	64,400.6	82,466.3	12,561.6
Aug	85,852.2	53,996.1	24,846.2	58,440.3	103,605.8	18,185.4
Sep	81,127.0	49,548.4	27,869.5	60,511.0	82,199.7	19,836.4
Oct	100,180.6	56,462.9	31,751.8	72,699.4	82,217.7	20,621.4
Nov	104,984.1	57,441.7	25,158.7	70,570.4	71,025.8	15,007.0
Dec	107,711.7	57,640.1	23,847.8	65,912.5	69,500.4	13,535.4
2016 Jan	101,988.2	57,356.8	24,612.9	48,724.4	58,437.1	15,196.3
Feb	89,787.7	52,117.9	19,382.6	54,454.1	58,031.5	16,567.8
Mar	98,704.2	54,700.5	26,432.2	61,143.8	63,576.9	18,062.5
Apr	114,243.5	61,122.2	22,051.6	67,739.9	67,331.1	15,469.2

IMPORTS BY COMMODITY / GROUP



10.4 Exports by Selected Commodities in Dollars

(In Thousand Dollar)

Groups/commodities	Unit	April, 2016		Cuml, From July, 2015		April, 2015		Cuml, From July, 2014	
		Quantity	Value	Quantity	Value	Quantity	Value	Quantity	Value
GRAND TOTAL			1716018		17313506		1988690		19909923
A.PRIMARY COMMODITIES			292029		2948909		365127		3555349
01.RICE	MT	413226	173434	3554014	1549582	348252	180021	3296439	1749753
(I) RICE BASMATI	MT	45463	42936	386578	359793	60994	58350	449659	519415
(II) RICE OTHER VARIETIES	MT	367763	130498	3167436	1189790	287258	121671	2846780	1230338
02.FISH AND FISH PREPARATIONS	KG	13302791	30661	105349004	270699	12657788	33391	111861063	286888
03.FRUIT & VEGETABLES INCL.JUICES	KG	113596018	51912	1224888269	573254	149491934	60909	1326629640	622272
(I) FRUITS	KG	25520849	23289	616192040	379612	39860709	23058	648615685	399552
(II) VEGETABLES	KG	86122277	25855	594476868	176487	105517199	35606	644546261	195303
(III) FRUIT & VEGETABLE JUICES	KG	1952892	2768	14219361	17155	4114026	2245	33467694	27417
04.WHEAT	MT	400	139	450	158	3534	1257	8286	2868
05.WHEAT FLOUR	MT	32280	9820	534271	169926	113998	36231	633564	236188
06.SPICES(INCL. CHILLIES)	KG	1920895	8422	17033977	64593	2028201	7248	15905049	54246
07.OIL SEEDS, NUTS AND KERNELS	KG	1405179	2570	15858454	22435	1283077	2130	36106819	61548
08.LEGUMINOUS VEGETABLE	KG			2000	2			2230	2
09.FLOWERS	KG	70144	195	402519	935	56656	152	307250	764
10.RAW HIDES AND SKINS	KG	13600	38	181376	646	36500	43	190159	517
11.RAW WOOL AND ANIMAL HAIR	KG	437194	785	3832042	6378	646484	1181	6070832	8302
(I) RAW WOOL	KG	144571	281	1441474	2511	187104	341	1753931	2562
(II) ANIMAL HAIR	KG	292623	504	2390568	3867	459380	840	4316901	5740
12.CRUE ANIMAL MATERIAL	KG	1608226	2344	17743326	21252	1677360	2212	14191282	28985
13.CRUE FERTILIZER	MT	1061	133	22939	2520	5663	521	23273	2015
14.MOLASSES	KG	135720	18	53190832	6112	27663520	2914	76628808	9297
15.RAW COTTON	MT	228	340	48741	75665	1540	2662	92417	144693
16.COTTON WASTE	MT	3953	4131	35661	36625	3960	4220	36297	41991
17.PETROLEUM CRUDE	MT			248692	88873	53240	22406	373174	237769
18.MARBLES AND STONES	MT	35815	4691	361079	49364	44953	6457	360606	54336
19.TOBACCO	KG	526111	2395	2931085	9890	399603	1172	3073272	10427
(I) UN-MANUFACTURED	KG	512523	2327	2783687	9206	385882	1112	2903724	9699
(II) MANUFACTURED EXCL.CIGARETTE	KG	13588	68	147398	684	13721	59	169548	728
20.COKE	MT							20000	2489
B.TEXTILES MANUFACTURES			1004599		10021977		1039459		10832052
01.COTTON YARN	KG	31655546	92846	358691918	1081886	43434106	126748	556043575	1590813
02.COTTON CLOTH	SQM	183600573	194175	1843055741	1879438	172463669	210484	1739240883	2086188
03.ARTICLES OF APPAREL & CLOTHING ACCESSORIES (EXCL. KNITWEARS)	DOZ	2824581	189158	26528843	1797875	2306010	170549	25416862	1715080
04.ART SILK AND SYNTHETIC TEXTILES	SQM	20731124	22309	240188242	244423	17793349	24013	226995432	279687
05.COTTON THREAD	KG	648189	2507	4830493	19359	24158	121	2389848	10654
06.TEXTILE FABRICS WOVEN(OTHER THAN COTTON & ARTIFICIAL FABRICS)	--		263		5709		162		3181
07.TULE, LACE, EMBROIDERY ETC	--		1954		13111		1017		10842
08.COTTON BAGS/SACKS	MT	542	1099	4953	9263	995	2152	5755	11769
09.TENTS & OTHER CANVAS GOODS	KG	2963371	8115	28952243	76477	2381064	6757	39761741	111357
10.BED WEAR	KG	28671450	170229	272966795	1678838	27351257	179940	268997306	1750330
11.TOWELS	KG	18360688	74975	154006489	671976	16118403	72672	143562330	663139
12.TEXTILE MADE UPS (EXCL. TOWELS & BED WEAR)	--		57415		529033		50355		538535
13.KNITWEARS	DOZ	8488801	182349	93948593	1929265	8422524	183993	87128563	1971272
14.WASTE MATERIAL OF TEXTILE FIBRES/FABRICS	KG	3039634	2266	29381571	20988	3063807	2563	31043848	24081
15.YARN OTHER THAN COTTON YARN	KG	787355	2135	10831957	28602	1454237	4022	12208602	37300
16.KINTTED OR CROCHATED FABRICS	SQM	936750	2804	11663949	35735	1044880	3911	6967673	27823

Contd.

10.4 Exports by Selected Commodities in Dollars

(In Thousand Dollar)

Groups/commodities	Unit	April, 2016		Cuml, From July, 2015		April, 2015		Cuml, From July, 2014	
		Quantity	Value	Quantity	Value	Quantity	Value	Quantity	Value
C. OTHER MANUFACTURES			267191		2650199		368294		3407190
01.CIGARETTES	THNO	7199	174	29580	683			26587	588
02.LEATHER	SQM	1415642	31273	14106526	299044	2007071	41304	18292687	408313
03.CARPETS,RUGS AND TAPESTRIES ETC	SQM	140095	8531	1511946	82561	175075	9693	2100831	102617
(I) WOOLLEN CARPETS AND RUGS	SQM	137549	8481	1390669	80051	159546	9449	1895671	100080
(II) WOOLLEN CARPET MACHINE MADE	SQM	39	1	6066	191	733	22	2394	77
(III) TAPESTRY CLOTH	SQM					207	3	251	3
(IV) CARPETS KNOTTED & OTHER FLOOR COVERING	SQM	2507	48	115211	2319	14589	219	202515	2456
04.PETROLEUM PRODUCTS	MT	4724	2286	75786	42331	8354	5860	331461	300867
05.FEEDING STUFF FOR ANIMALS	KG	37571902	5368	294277093	53256	39219474	6154	268864400	54249
06.CHEMICALS AND PHARMACEUTICAL PRODUCTS	--		49145		637640		134167		810353
(I) PLASTIC MATERIALS	KG	8205757	17065	95277683	158538	16187102	17316	190045340	222966
(II) PHARMACAUTICAL PRODUCTS.	KG	794156	16199	9299598	169064	1257474	18265	12708476	176447
(III) FERTILIZER MANUFACTURES	MT								
(IV) OTHER CHEMICAL	--		15881		310038		98585		410940
07.RUBBER MANUFACTURES	--		1026		10090		917		9396
08.PAPER AND PAPER BOARD	KG	2443661	6950	15989581	47275	813689	2981	11269863	32940
09.GUAR AND GUAR PRODUCTS	KG	1816085	2045	13317103	21036	2250356	4075	21677280	49854
10.CUTLERY	--		7679		66025		7665		71553
11.GOLD	GM								
12.COPPER AND ARTICLES THEREOF	--		4099		56736		8561		110576
13.MACHINERY & TRANSPORT EQUIPMENT (INCL.ENGINEERING ELECTRICAL GOODS)	--		18096		152368		17410		188095
(I) ELECTRIC FANS	NO	141315	2678	919332	18725	107900	2304	1196379	24377
(II) TRANSPORT EQUIPMENT	--		417		7383		1066		9409
(III) OTHER ELECTRICAL MACHINERY	--		3598		32471		3753		51741
(IV) MACHINERY SPECIALIZED	--		2239		24555		2015		26804
PARTICULARS INDUSTRIES									
(V) AUTO PARTS	--		1288		12562		1606		16875
(VI) OTHER MACHINERY	--		7875		56672		6666		58889
14.FOOTWEARS	PAIR	952761	10103	10050938	89434	1058967	9951	10909322	108797
(I) LEATHER FOOTWEAR	PAIR	450516	7723	4757153	72248	498470	7522	5797736	92049
(II) CANVAS FOOTWEAR	PAIR	9989	58	125048	509	10212	46	101699	381
(III) OTHER FOOTWEAR	PAIR	492256	2321	5168737	16677	550285	2383	5009887	16368
15.LEATHER MANUFACTURES(EXCL. LEATHER FOOTWEARS)	--		44308		440729		43020		503805
(I) LEATHER GLOVES	DOZ	513279	19618	4256250	163316	556959	15867	6124756	184070
(II) APPAREL & CLOTHING	DOZ	74851	23029	730863	265593	65293	26155	813288	308220
(III) OTHER LEATHER MANUFACTURES	KG	192837	1660	992097	11820	77791	998	891308	11515
16.HOUSE-HOLD EQUIPMENT	KG	280334	542	3710129	6743	183295	395	3748144	8163
17.SPORTS GOODS	--		31773		266367		37459		277969
(I) FOOT BALLS COMPLETE	DOZ	331186	18207	2904163	141921	334170	16801	2677778	136729
(II) GLOVES (SPORTS)	DOZ	156225	6764	1658724	75891	357304	13933	2521905	86221
(III) OTHER	--		6802		48555		6724		55019
18.SURGICAL GOODS,MEDICAL INSTRUMENTS AND APPLIANCES	NO	20025445	35492	194151699	298161	15747178	30090	190867831	284539
19.ONYX MANUFACTURED	KG	340022	830	2827287	6405	287308	537	2598265	5804
20.HANDICRAFTS	--				13				3875
21.TEXTILE PRODUCT & ARTICLE FOR TECHNICAL USE	KG	23551	133	192239	1086			195482	1185
22.BOOKS AND PRINTED MATTERS	--		711		5644		814		6303
23.PIG IRON	MT							92	75
24.PRECIOUS/SEMI-PRECIOUS STONE	GM	239997	243	5866256	3203	1400924	800	12274884	6703
25.JEWELLERY	--		576		5781		540		5491
26.ARTICLES OF PLASTIC	KG	1835336	5184	16509965	51847	1922776	4951	20695684	47610
27.FURNITURE	NO	41885	523	303316	4441	63777	931	327616	6511
28.PARTS OF FOOTWEAR	--		103		1299		21		959
D. OTHERS	--		152198		1692421		215809		2115331

10.5 Exports by Selected Commodities in Rupees

(In Thousand Rupees)

Groups/commodities	Unit	April, 2016		Cuml, From July, 2015		April, 2015		Cuml, From July, 2014	
		Quantity	Value	Quantity	Value	Quantity	Value	Quantity	Value
GRAND TOTAL			179622048		1803448758		202250566		2015053996
A.PRIMARY COMMODITIES			30567847		307515445		37133626		360087555
01.RICE	MT	413226	18154003	3554014	161712720	348252	18308243	3296439	177205402
(I) RICE BASMATI	MT	45463	4494280	386578	37446806	60994	5934219	449659	52626618
(II) RICE OTHER VARIETIES	MT	367763	13659723	3167436	124265914	287258	12374024	2846780	124578784
02.FISH AND FISH PREPARATIONS	KG	13302791	3209389	105349004	28249737	12657788	3395866	111861063	29082958
03.FRUILTS & VEGETABLES INCL.JUICES	KG	113596018	5433834	1224888269	59823701	149491934	6194506	1326629640	62969005
(I) FRUILTS	KG	25520849	2437717	616192040	39646490	39860709	2345029	648615685	40410170
(II) VEGETABLES	KG	86122277	2706369	594476868	18390274	105517199	3621204	644546261	19781896
(III) FRUIT & VEGETABLE JUICES	KG	1952892	289748	14219361	1786937	4114026	228273	33467694	2776939
04.WHEAT	MT	400	14504	450	16565	3534	127885	8286	291334
05.WHEAT FLOUR	MT	32280	1027907	534271	17644077	113998	3684722	633564	23923316
06.SPICES(INCL. CHILLIES)	KG	1920895	881583	17033977	6738583	2028201	737110	15905049	5494181
07.OIL SEEDS, NUTS AND KERNALS	KG	1405179	269049	15858454	2345057	1283077	216605	36106819	6237079
08.LEGUMINOUS VEGETABLE	KG			2000	205			2230	241
09.FLOWERS	KG	70144	20397	402519	97676	56656	15485	307250	77144
10.RAW HIDES AND SKINS	KG	13600	4023	181376	67280	36500	4389	190159	52588
11.RAW WOOL AND ANIMAL HAIR	KG	437194	82208	3832042	663548	646484	120084	6070832	838799
(I) RAW WOOL	KG	144571	29458	1441474	261356	187104	34669	1753931	259505
(II) ANIMAL HAIR	KG	292623	52751	2390568	402192	459380	85415	4316901	579294
12.CRUDE ANIMAL MATERIAL	KG	1608226	245350	17743326	2214354	1677360	224962	14191282	2929326
13.CRUDE FERTILIZER	MT	1061	13945	22939	262623	5663	53008	23273	203977
14.MOLASSES	KG	135720	1907	53190832	635737	27663520	296376	76628808	933715
15.RAW COTTON	MT	228	35629	48741	7847039	1540	270699	92417	14691835
16.COTTON WASTE	MT	3953	432387	35661	3819552	3960	429188	36297	4245362
17.PETROLEUM CRUDE	MT			248692	9202871	53240	2278679	373174	24107158
18.MARBLES AND STONES	MT	35815	491057	361079	5141597	44953	656677	360606	5496209
19.TOBACCO	KG	526111	250676	2931085	1032523	399603	119142	3073272	1055646
(I) UN-MANUFACTURED	KG	512523	243540	2783687	961218	385882	113095	2903724	981766
(II) MANUFACTURED EXCL.CIGARETTE	KG	13588	7137	147398	71305	13721	6048	169548	73880
20.COKE	MT							20000	252280
B.TEXTILES MANUFACTURES			105155178		1043662508		105713437		1096213107
01.COTTON YARN	KG	31655546	9718495	358691918	112548176	43434106	12890326	556043575	161055369
02.COTTON CLOTH	SQM	183600573	20324992	1843055741	195764200	172463669	21406292	1739240883	211131028
03.ARTICLES OF APPAREL & CLOTHING ACCESSORIES (EXCL. KNITWEARS)	DOZ	2824581	19799861	26528843	187286743	2306010	17344956	25416862	173529980
04.ART SILK AND SYNTHETIC TEXTILES	SQM	20731124	2335137	240188242	25456815	17793349	2442132	226995432	28303890
05.COTTON THREAD	KG	648189	262443	4830493	2023706	24158	12314	2389848	1076305
06.TEXTILE FABRICS WOVEN(OTHER THAN COTTON & ARTIFICIAL FABRICS)	--		27558		594343		16459		322878
07.TULE, LACE, EMBROIDERY ETC	--		204579		1365974		103419		1097641
08.COTTON BAGS/SACKS	MT	542	115041	4953	966237	995	218865	5755	1189760
09.TENTS & OTHER CANVAS GOODS	KG	2963371	849439	28952243	7985660	2381064	687213	39761741	11286353
10.BED WEAR	KG	28671450	17818525	272966795	174854218	27351257	18299980	268997306	177112935
11.TOWELS	KG	18360688	7847895	154006489	69974636	16118403	7390784	143562330	67136392
12.TEXTILE MADE UPS (EXCL. TOWELS & BED WEAR)	--		6009881		55135667		5121105		54511656
13.KNITWEARS	DOZ	8488801	19087127	93948593	200819420	8422524	18712187	87128563	199418768
14.WASTE MATERIAL OF TEXTILE FIBRES/FABRICS	KG	3039634	237205	29381571	2186000	3063807	260681	31043848	2437823
15.YARN OTHER THAN COTTON YARN	KG	787355	223488	10831957	2978458	1454237	409006	12208602	3780341
16.KINTTED OR CROCHATED FABRICS	SQM	936750	293513	11663949	3722256	1044880	397720	6967673	2821987

Contd.

10.5 Exports by Selected Commodities in Rupees

(In Thousand Rupees)

Groups/commodities	Unit	April, 2016		Cuml, From July, 2015		April, 2015		Cuml, From July, 2014	
		Quantity	Value	Quantity	Value	Quantity	Value	Quantity	Value
C.OTHER MANUFACTURES			27967889		275928120		37455666		344660637
01.CIGARETTES	THNO	7199	18236	29580	71314			26587	59708
02.LEATHER	SQM	1415642	3273436	14106526	31136597	2007071	4200647	18292687	41327763
03.CARPETS,RUGS AND TAPESTRIES ETC	SQM	140095	892924	1511946	8603132	175075	985732	2100831	10383555
(I) WOOLLEN CARPETS AND RUGS	SQM	137549	887734	1390669	8342586	159546	960929	1895671	10127240
(II) WOOLLEN CARPET MACHINE MADE	SQM	39	119	6066	19601	733	2279	2394	7667
(III) TAPESTRY CLOTH	SQM					207	265	251	320
(IV) CARPETS KNOTTED & OTHER FLOOR COVERING	SQM	2507	5072	115211	240945	14589	22259	202515	248328
04.PETROLEUM PRODUCTS	MT	4724	239278	75786	4398054	8354	595919	331461	30414049
05.FEEDING STUFF FOR ANIMALS	KG	37571902	561862	294277093	5552526	39219474	625883	268864400	5488223
06.CHEMICALS AND PHARMACEUTICAL PRODUCTS	--		5144238		66305070		13644795		81977437
(I) PLASTIC MATERIALS	KG	8205757	1786309	95277683	16502762	16187102	1761089	190045340	22578916
(II) PHARMACAUTICAL PRODUCTS.	KG	794156	1695629	9299598	17604207	1257474	1857551	12708476	17859926
(III) FERTILIZER MANUFACTURES	MT								
(IV) OTHER CHEMICAL	--		1662300		32198101		10026155		41538595
07.RUBBER MANUFACTURES	--		107394		1051479		93285		952197
08.PAPER AND PAPER BOARD	KG	2443661	727525	15989581	4926706	813689	303218	11269863	3332369
09.GUAR AND GUAR PRODUCTS	KG	1816085	214071	13317103	2189062	2250356	414402	21677280	5040115
10.CUTLERY	--		803778		6878298		779530		7241233
11.GOLD	GM								
12.COPPER AND ARTICLES THEREOF	--		429005		5914554		870664		11184485
13.MACHINERY & TRANSPORT EQUIPMENT (INCL.ENGINEERING ELECTRICAL GOODS)	--		1894128		15873112		1770609		19003291
(I) ELECTRIC FANS	NO	141315	280360	919332	1949657	107900	234311	1196379	2461976
(II) TRANSPORT EQUIPMENT	--		43630		765124		108449		951208
(III) OTHER ELECTRICAL MACHINERY	--		376647		3380238		381678		5213685
(IV) MACHINERY SPECIALIZED PARTICULARS INDUSTRIES	--		234328		2553738		204949		2710410
(V) AUTO PARTS	--		134834		1308100		163293		1711888
(VI) OTHER MACHINERY	--		824328		5916254		677929		5954123
14.FOOTWEARS	PAIR	952761	1057495	10050938	9311045	1058967	1011977	10909322	10988891
(I) LEATHER FOOTWEAR	PAIR	450516	808422	4757153	7520580	498470	764949	5797736	9291885
(II) CANVAS FOOTWEAR	PAIR	9989	6100	125048	53070	10212	4717	101699	38455
(III) OTHER FOOTWEAR	PAIR	492256	242973	5168737	1737395	550285	242310	5009887	1658551
15.LEATHER MANUFACTURES(EXCL. LEATHER FOOTWEARS)	--		4637835		45888509		4375161		50980016
(I) LEATHER GLOVES	DOZ	513279	2053513	4256250	17007356	556959	1613672	6124756	18644835
(II) APPAREL & CLOTHING	DOZ	74851	2410543	730863	27648813	65293	2659980	813288	31170554
(III) OTHER LEATHER MANUFACTURES	KG	192837	173779	992097	1232340	77791	101509	891308	1164627
16.HOUSE-HOLD EQUIPMENT	KG	280334	56689	3710129	703553	183295	40130	3748144	825572
17.SPORTS GOODS	--		3325845		27754135		3809544		28104224
(I) FOOT BALLS COMPLETE	DOZ	331186	1905811	2904163	14782886	334170	1708718	2677778	13825295
(II) GLOVES (SPORTS)	DOZ	156225	707991	1658724	7901123	357304	1416974	2521905	8712013
(III) OTHER	--		712043		5070126		683851		5566916
18.SURGICAL GOODS,MEDICAL INSTRUMENTS AND APPLIANCES	NO	20025445	3715063	194151699	31066140	15747178	3060126	190867831	28812245
19.ONYX MANUFACTURED	KG	340022	86872	2827287	668268	287308	54603	2598265	586144
20.HANDICRAFTS	--				1412				388902
21.TEXTILE PRODUCT & ARTICLE FOR TECHNICAL USE	KG	23551	13875	192239	113253			195482	119789
22.BOOKS AND PRINTED MATTERS	--		74423		588704		82793		638730
23.PIG IRON	MT							92	7591
24.PRECIOUS/SEMI-PRECIOUS STONE	GM	239997	25396	5866256	334289	1400924	81401	12274884	678629
25.JEWELLERY	--		60316		602354		54894		555579
26.ARTICLES OF PLASTIC	KG	1835336	542605	16509965	5398016	1922776	503483	20695684	4814239
27.FURNITURE	NO	41885	54778	303316	462840	63777	94706	327616	658861
28.PARTS OF FOOTWEAR	--		10824		135699		2165		96799
D.OTHERS	--		15931134		176342685		21947838		214092697

10.6 Imports by Selected Commodities in Dollars

(In Thousand Dollar)

Groups/commodities	Unit	April, 2016		Cuml, From July, 2015		April, 2015		Cuml, From July, 2014	
		Quantity	Value	Quantity	Value	Quantity	Value	Quantity	Value
GRAND TOTAL			3820720		36265390		3786375		37734406
A. FOOD GROUP			276196		2930547		241546		2706288
1.MILK AND CREAM	KG	5777051	13846	50583557	142712	9668111	22666	58865551	155258
2.WHEAT UNMILLED	MT	--	--	--	--	539	136	686596	185435
3.PULSES	KG	56273724	40673	752171681	485060	54349533	37594	519496945	322020
4.DRY FRUITS	KG	18514544	22760	121074035	127861	12197013	13155	133140867	94938
5.SUGAR REFINED	MT	1087	505	10834	5546	422	235	9097	5693
6.TEA	KG	12781620	35402	146116805	439326	10972312	28508	131329011	290906
7.SPICES	KG	10087641	13600	121801119	119336	15589000	13323	106828150	87344
8.MILK FOOD FOR BABIES,INFT.,INVLD	KG	757981	5785	9374887	70169	939162	7381	7856830	63444
9.BEVERAGES	LTR	1813793	948	9964054	6026	1395024	728	10249492	6377
10.PALM OIL	KG	214384500	134819	2262402032	1376011	173743250	116960	1906865327	1456698
11.SOYABEAN OIL	KG	6342500	7858	122136750	158499	696000	859	38874047	38177
B. MACHINERY GROUP			1091424		9182480		872960		8192107
1.POWER GENERATING MACH.	--		200976		1542040		162501		1096539
2.AGRICULTURE MACHINERY&IMPLEMENTS	--		5851		67964		12254		90403
3.CONSTRUCTION & MINING MACHINERY	--		23887		247606		21834		221011
4.TEXTILE MACHINERY	--		42987		375081		31892		368018
5.METAL WORKING MACHINERY	--		6417		76887		6104		62566
6.GEN INDUSTRIAL MACH & EQU/PARTS NS	--		178141		1472169		175002		1453121
7.OFFICE MACH.INCL.DATA PROS. EQUIP.	--		43379		275009		23658		338283
8.TELECOM & SOUND RECORDING EQUIP	--		110697		1157463		108713		1179490
9.ELECTRICAL MACHINERY & APPARATUS	--		209119		1529365		84679		957908
10.ROAD MOTOR VEHICLES	--		158010		1481984		148793		1202412
11.RAILWAY VEHICLES	--		6278		44153		18516		201250
12.AIRCRAFTS,SHIPS AND BOATS	--		62385		536498		41737		646938
13.OTHER MACHINERY	--		43297		376262		37277		374167
C. PETROLEUM GROUP			595947		6674736		995405		9999106
1.CRUDE PETROLEUM	MT	392449	113763	4676810	1948177	544820	386041	4814607	3587809
2.PETROLEUM PRODUCTS	MT	720297	395833	7677303	4146220	1029231	578605	9438269	6273457
3.GAS NATURAL & MANUFACTURED	--		86350		580338		30759		137840
D. TEXTILE GROUP			112330		1172407		127572		1201679
1.SYNTHETIC AND REGENERATED FIBRE	KG	15314972	29986	196813465	398875	26416033	50121	239504863	441631
2.SYNTHETIC & ARTIFICIAL SILK YARN	KG	29571331	60323	241060106	528369	29928898	60282	257204887	552508
3.WORN CLOTHING	KG	33857507	12869	378944865	130282	38767353	10893	372560842	101966
4.ARTICLES OF APPAREL & CLOTHING	--		6066		81202		3708		63757
5.BAGS & SACKS OF TEX. MATERIALS	MT	331	483	5776	7407	382	486	4770	5878
6.JUTE	MT	3356	2602	39292	26272	3554	2082	63930	35939
E. AGRICULTURE/OTH. CHEMICAL GROUP			647152		5996867		655308		6208352
1.ORGANIC CHEMICALS	--		168421		1420800		146560		1503444
2.INORGANIC CHEMICALS	--		44652		419286		41898		402586
3.DYEING TANNING & COLOUR MATERIAL	KG	14097155	37082	131594692	334218	12511970	36903	110874738	326399

Contd.

10.6 Imports by Selected Commodities in Dollars

(In Thousand Dollar)

Groups/commodities	Unit	April, 2016		Cuml, From July, 2015		April, 2015		Cuml, From July, 2014	
		Quantity	Value	Quantity	Value	Quantity	Value	Quantity	Value
4.MEDICINAL PRODUCTS	KG	1936349	87956	16778499	759455	1558882	66075	18805802	799959
5.ESSENTIAL OIL, PERFUMES TOILT ETC	KG	11705544	26802	100743737	267279	8358842	24142	86549210	238636
6.FERTILIZER MANUFACTURED	MT	94394	35709	1486785	675431	228459	95588	1811610	816982
7.PLASTIC MATERIALS	KG	110041802	174275	824669525	1488413	104345174	166926	899856779	1468705
8.INSECTICIDES	KG	1360895	13381	15129730	129757	2456933	14627	19738161	114133
9.OTHER.CHEMICAL PRODUCTS	--		58875		502228		62589		537510
F. METAL GROUP			381217		3214363		344830		2907226
1.IRON ORES AND CONCENTRATES	MT	--	--	9500	1399	--	--	166629	27125
2.IRON AND STEEL SCRAP	MT	370724	94438	3169222	871314	260504	95397	2384229	847587
3.NON FERROUS BASE METAL WASTE & SCR	MT	12665	7937	126433	65925	11963	7336	103670	56520
4.IRON AND STEEL	MT	334215	212848	2572998	1654701	297160	197546	2009447	1487828
5.ALUMINIUM WROUGHT & WORKED	--		19060		158171		13690		117063
6.MANUFACTURES OF METAL NES	--		46934		462854		30861		371103
G. MISCELLANEOUS ITEMS			369933		3745973		325804		3930347
1.FEEDING STUFF FOR ANIMALS	KG	47644443	16320	735421866	339986	44316712	23187	894733168	455634
2.HIDES,SKINS AND FURSKINS RAW	KG	814926	2769	8793195	27772	1307045	5067	12433555	50881
3.OIL SEEDS & OLEAGINOUS FRUITS	KG	133689654	80535	1011234270	640645	73049497	40915	1143570494	684553
4.RUBBER CRUDE INCL.SYNTH/RECLAIMED	KG	4364479	10654	57347348	121010	10045082	17218	101897544	130005
5.WOOD & CORK	--		11782		93011		8973		79541
6.PULP AND WASTE PAPER	KG	22679036	8898	194947628	94495	20503351	9917	188047089	93625
7.FERTILIZER CRUDE	MT	6294	2459	142517	56769	12663	5368	57654	26183
8.CRUDE ANIMAL&VEGETABLE MATERIALS	KG	9711608	11514	84186507	142129	8548933	10615	77527193	112625
9.COAL, COKE & BRIQUETTES	MT	533478	47300	4041969	394331	372204	38046	4163438	452982
10.ANIMAL OILS AND FATS	KG	2170431	1169	17312501	10063	3543905	2338	25663139	19426
11.ANIMAL/VEG, FAT OIL WAX ETC NES	KG	970696	1070	14148623	16168	1166965	1542	14523200	18049
12.RUBBER TYRES & TUBES	NO	424006	27278	3925088	251827	351362	20071	3736384	211473
13.CORK/WOOD MFG.(EXCL FURNITURE)	KG	10847815	6692	90160627	63718	12185232	6350	95391353	50710
14.PAPER&PAPER BOARD & MANF. THEREOF	KG	49854932	46158	415655277	407772	45868040	46469	403020602	399384
15.CEMENT	MT	4387	1190	49853	11013	10307	2612	43558	11643
16.PREFABRICATED BUILDGS,SANITRY,PLG	--		7890		88377		4309		78445
17.FOOTWEAR	PAIR	939690	4591	15275059	75760	483275	2496	15161989	68501
18.PROFESSIONAL,SCIENTFIC & CONTROL	--		41324		439862		35167		409695
19.PHOTO EQPT, OPTICAL GOODS N.E.S.	--		7715		62847		4571		53402
20.PRINTED MATTERS	--		3463		42594		3957		133389
21.ARTICLES N.E.S. OF PLASTICS	KG	1799923	11714	17533408	99332	2100255	8501	24095412	87212
22.BABY CARRIAGES, TOYS GAMES ETC.	--		6367		59016		7170		57414
23.OFFICE STATIONERY SUPPLY N.E.S	--		3315		32864		2768		28377
24.JEWELLERY OFGOLD/SILVERSMITH WEAR	--		1239		12142		669		9888
25.MUSICAL INSTRUMENTS AND PARTS	--		3449		105475		14137		127635
26.ARTICLES & MFG. OF CAVING ETC.	--		1019		35369		1588		61844
27.GOLD.NON-MENETART NOT ORE/CONCEN	GM	53812	2060	581862	21629	50511	1783	443398	17829
ALL OTHER ITEMS	--		346522		3348018		222949		2589301

10.7 Imports by Selected Commodities in Rupees

(In Thousand Rupees)

Groups/commodities	Unit	April, 2016		Cuml, From July, 2015		April, 2015		Cuml, From July, 2014	
		Quantity	Value	Quantity	Value	Quantity	Value	Quantity	Value
GRAND TOTAL			399929330		3777821345		385075871		3820518301
A. FOOD GROUP			28910499		305327363		24565335		274131757
1.MILK AND CREAM	KG	5777051	1449324	50583557	14861269	9668111	2305101	58865551	15692242
2.WHEAT UNMILLED	MT	--	--	--	--	539	13838	686596	18973899
3.PULSES	KG	56273724	4257445	752171681	50546626	54349533	3823306	519496945	32584023
4.DRY FRUITS	KG	18514544	2382362	121074035	13330228	12197013	1337873	133140867	9613134
5.SUGAR REFINED	MT	1087	52857	10834	576066	422	23857	9097	577207
6.TEA	KG	12781620	3705704	146116805	45781135	10972312	2899324	131329011	29451920
7.SPICES	KG	10087641	1423579	121801119	12436187	15589000	1354996	106828150	8841440
8.MILK FOOD FOR BABIES,INFT.,INVLD	KG	757981	605527	9374887	7314162	939162	750677	7856830	6425583
9.BEVERAGES	LTR	1813793	99184	9964054	627182	1395024	74045	10249492	645167
10.PALM OIL	KG	214384500	14112037	2262402032	143306150	173743250	11894924	1906865327	147478986
11.SOYABEAN OIL	KG	6342500	822478	122136750	16548359	696000	87394	38874047	3848155
B. MACHINERY GROUP			114243525		957314729		88780379		829500949
1.POWER GENERATING MACH.	--		21036903		160913158		16526379		111078999
2.AGRICULTURE MACHINERY&IMPLEMENTS	--		612497		7076022		1246288		9152141
3.CONSTRUCTION & MINING MACHINERY	--		2500302		25748599		2220478		22297155
4.TEXTILE MACHINERY	--		4499564		39073534		3243425		37229362
5.METAL WORKING MACHINERY	--		671657		8024642		620751		6333501
6.GEN INDUSTRIAL MACH & EQU/PARTS NS	--		18646728		153506712		17797812		147215179
7.OFFICE MACH.INCL.DATA PROS. EQUIP.	--		4540609		28676132		2406008		34216051
8.TELECOM & SOUND RECORDING EQUIP	--		11587119		120664941		11056158		119302457
9.ELECTRICAL MACHINERY & APPARATUS	--		21889317		159495560		8611908		96982536
10.ROAD MOTOR VEHICLES	--		16539550		154436530		15132332		121791902
11.RAILWAY VEHICLES	--		657148		4586687		1883039		20303614
12.AIRCRAFTS,SHIPS AND BOATS	--		6530035		55860235		4244676		65743529
13.OTHER MACHINERY	--		4532094		39251977		3791125		37854523
C. PETROLEUM GROUP			62380004		694155638		101233071		1012320032
1.CRUDE PETROLEUM	MT	392449	11908055	4676810	202277324	544820	39260499	4814607	363472767
2.PETROLEUM PRODUCTS	MT	720297	41433359	7677303	431437532	1029231	58844379	9438269	634846600
3.GAS NATURAL & MANUFACTURED	--		9038590		60440782		3128193		14000665
D. TEXTILE GROUP			11758004		122095486		12974112		121580172
1.SYNTHETIC AND REGENERATED FIBRE	KG	15314972	3138764	196813465	41465577	26416033	5097357	239504863	44689147
2.SYNTHETIC & ARTIFICIAL SILK YARN	KG	29571331	6314216	241060106	55069466	29928898	6130684	257204887	55882993
3.WORN CLOTHING	KG	33857507	1347093	378944865	13585230	38767353	1107816	372560842	10317670
4.ARTICLES OF APPAREL & CLOTHING	--		634976		8467214		377103		6456285
5.BAGS & SACKS OF TEX. MATERIALS	MT	331	50571	5776	770465	382	49381	4770	593673
6.JUTE	MT	3356	272384	39292	2737534	3554	211770	63930	3640404
E. AGRICULTURE/OTH. CHEMICAL GROUP			67739862		624596321		66645131		628565187
1.ORGANIC CHEMICALS	--		17629214		147901927		14905259		152171772
2.INORGANIC CHEMICALS	--		4673939		43637767		4261067		40713063
3.DYEING TANNING & COLOUR MATERIAL	KG	14097155	3881470	131594692	34815458	12511970	3753036	110874738	33007074
4.MEDICINAL PRODUCTS	KG	1936349	9206664	16778499	79184342	1558882	6719847	18805802	81137003

Contd.

10.7 Imports by Selected Commodities in Rupees

(In Thousand Rupees)

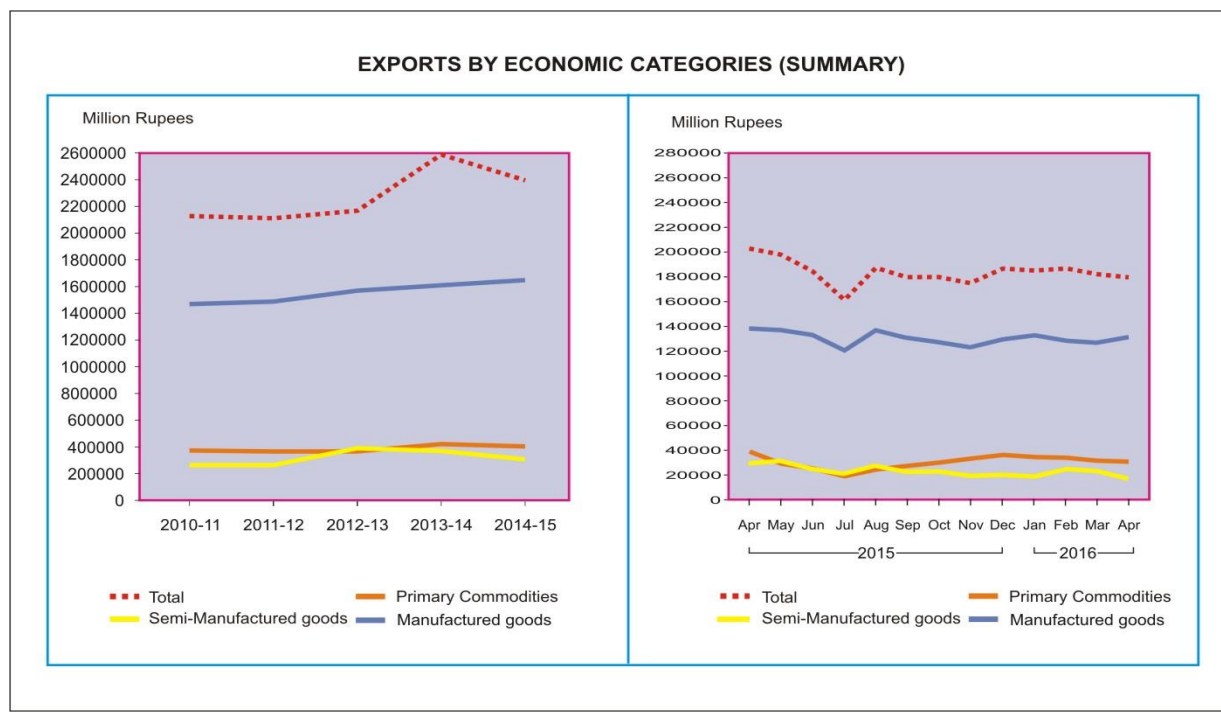
Groups/commodities	Unit	April, 2016		Cuml, From July, 2015		April, 2015		Cuml, From July, 2014	
		Quantity	Value	Quantity	Value	Quantity	Value	Quantity	Value
5.ESSENTIAL OIL, PERFUMES TOILT ETC	KG	11705544	2805420	100743737	27839187	8358842	2455214	86549210	24168168
6.FERTILIZER MANUFACTURED	MT	94394	3737799	1486785	70340184	228459	9721336	1811610	82794609
7.PLASTIC MATERIALS	KG	110041802	18241999	824669525	155053234	104345174	16976480	899856779	148590515
8.INSECTICIDES	KG	1360895	1400645	15129730	13489366	2456933	1487590	19738161	11551989
9.OTHER.CHEMICAL PRODUCTS	--		6162713		52334855		6365303		54430993
F. METAL GROUP			39903381		335013082		35069369		294391701
1.IRON ORES AND CONCENTRATES	MT	--	--	9500	142300	--	--	166629	2763611
2.IRON AND STEEL SCRAP	MT	370724	9885195	3169222	90798102	260504	9701931	2384229	85812896
3.NON FERROUS BASE METAL WASTE & SCR	MT	12665	830769	126433	6865507	11963	746052	103670	5716436
4.IRON AND STEEL	MT	334215	22279601	2572998	172463215	297160	20090495	2009447	150676012
5.ALUMINIUM WROUGHT & WORKED	--		1995086		16490359		1392281		11855254
6.MANUFACTURES OF METAL NES	--		4912730		48253600		3138610		37567491
G. MISCELLANEOUS ITEMS			38722303		390160555		33134414		397898235
1.FEEDING STUFF FOR ANIMALS	KG	47644443	1708327	735421866	35284846	44316712	2358172	894733168	46093317
2.HIDES,SKINS AND FURSKINS RAW	KG	814926	289829	8793195	2891850	1307045	515271	12433555	5146356
3.OIL SEEDS & OLEAGINOUS FRUITS	KG	133689654	8429875	1011234270	66899625	73049497	4161104	1143570494	69383247
4.RUBBER CRUDE INCL.SYNTH/RECLAIMED	KG	4364479	1115199	57347348	12595348	10045082	1751061	101897544	13163842
5.WOOD & CORK	--		1233217		9695066		912568		8047108
6.PULP AND WASTE PAPER	KG	22679036	931431	194947628	9839573	20503351	1008569	188047089	9464061
7.FERTILIZER CRUDE	MT	6294	257344	142517	5910259	12663	545932	57654	2655155
8.CRUDE ANIMAL&VEGETABLE MATERIALS	KG	9711608	1205200	84186507	14794902	8548933	1079560	77527193	11410375
9.COAL, COKE & BRIQUETTES	MT	533478	4951074	4041969	41021923	372204	3869321	4163438	45897240
10.ANIMAL OILS AND FATS	KG	2170431	122369	17312501	1043686	3543905	237821	25663139	1967980
11.ANIMAL/VEG, FAT OIL WAX ETC NES	KG	970696	111971	14148623	1685031	1166965	156771	14523200	1828197
12.RUBBER TYRES & TUBES	NO	424006	2855296	3925088	26196929	351362	2041208	3736384	21393337
13.CORK/WOOD MFG.(EXCL FURNITURE)	KG	10847815	700525	90160627	6639167	12185232	645747	95391353	5134171
14.PAPER&PAPER BOARD & MANF. THEREOF	KG	49854932	4831487	415655277	42464844	45868040	4725877	403020602	40433782
15.CEMENT	MT	4387	124598	49853	1147931	10307	265653	43558	1179166
16.PREFABRICATED BUILDGS,SANITRY,PLG	--		825878		9208704		438263		7948004
17.FOOTWEAR	PAIR	939690	480560	15275059	7884753	483275	253831	15161989	6937743
18.PROFESSIONAL,SCIENTFIC & CONTROL	--		4325543		45815451		3576517		41468879
19.PHOTO EQPT, OPTICAL GOODS N.E.S.	--		807516		6547337		464908		5402048
20.PRINTED MATTERS	--		362515		4438733		402384		13440759
21.ARTICLES N.E.S. OF PLASTICS	KG	1799923	1226162	17533408	10347657	2100255	864549	24095412	8819042
22.BABY CARRIAGES, TOYS GAMES ETC.	--		666463		6150471		729222		5806142
23.OFFICE STATIONERY SUPPLY N.E.S	--		346984		3428798		281482		2871877
24.JEWELLERY OFGOLD/SILVERSMITH WEAR	--		129727		1264570		68023		1000297
25.MUSICAL INSTRUMENTS AND PARTS	--		360969		10994072		1437746		12916351
26.ARTICLES & MFG. OF CAVING ETC.	--		106654		3716477		161545		6277706
27.GOLD.NON-MENETART NOT ORE/CONCEN	GM	53812	215589	581862	2252552	50511	181306	443398	1812055
ALL OTHER ITEMS	--		36271752		349158169		22674061		262130268

10.8 Exports by Economic Categories (Summary)

(Million Rupees)

Year/Month	Total	Primary Commodities	Semi-manufactured Goods	Manufactured Goods
2010-11	2,120,846.7	377,535.7	274,500.4	1,468,810.5
2011-12	2,110,605.5	362,404.4	261,151.3	1,486,369.7
2012-13	2,366,477.8	364,127.0	391,151.3	1,611,199.5
2013-14	2,583,463.2	420,496.3	369,066.1	1,793,900.8
2014-15	2,397,513.0	402,750.3	352,073.7	1,642,689.0
2015 Apr	202,250.6	34,804.2	29,374.1	138,072.3
May	198,389.8	29,647.5	31,785.8	136,956.5
Jun	184,069.2	25,831.2	24,752.2	133,485.8
Jul	161,533.5	19,864.4	21,302.2	120,366.9
Aug	187,222.4	24,057.3	26,800.4	136,364.7
Sep	179,817.5	26,827.4	22,599.6	130,390.5
Oct	179,927.0	29,448.5	22,641.7	127,836.8
Nov	174,781.5	32,329.8	19,378.3	123,073.4
Dec	186,486.4	36,279.7	20,291.3	129,915.5
2016 Jan	185,298.2	34,192.5	18,426.3	132,679.4
Feb	186,869.1	33,922.5	24,805.8	128,140.8
Mar	181,891.1	31,597.1	23,379.8	126,914.2
Apr	179,622.0	30,472.3	17,403.8	131,745.9

Note: Total may not tally due to rounding of figures.



10.9 Export by Economic Categories (Details)

(In Thousand Rupees)

Commodities	April, 2016	Cuml. From July, 2015	April, 2015	Cuml. From July, 2014
GRAND TOTAL	179,622,048	1,803,448,758	202,250,566	2,015,053,996
A. PRIMARY COMMODITIES:	30,472,282	298,991,407	34,804,150	347,271,550
RAW COTTON (INCLUDING LINTER & WASTE)	250,717	9,406,907	411,331	16,005,590
RAW WOOL (INCLUDING ANIMAL HAIR)	82,208	663,548	120,084	838,799
FISH	3,187,215	27,547,147	3,295,600	28,552,880
RICE	18,154,003	161,712,720	18,308,243	177,205,402
HIDES & SKINS (INCLUDING FUR SKINS)	72,078	479,719	31,593	393,161
FRUITS & VEGETABLES	4,852,007	54,745,726	5,677,158	56,540,725
SPICES	881,583	6,738,583	737,110	5,494,181
TOBACCO UN-MANUFACTURED	243,540	961,218	113,095	981,766
OTHER PRIMARY COMMODITIES	2,748,933	36,735,838	6,109,936	61,259,047
B. SEMI-MANUFACTURES:	17,403,887	217,027,354	29,374,050	295,535,767
COTTON YARN	9,718,495	112,548,176	12,890,326	161,055,369
LEATHER	3,273,436	31,136,597	4,200,243	41,327,348
MOLASSES	1,907	635,737	296,376	933,715
OIL CAKES	181,714	1,152,834	88,612	773,408
AGAR, AGAR DUST & WOOD		3,586		16
HENNA LEAVES & POWDER	13,827	203,670	18,124	2,943,212
OTHER SEMI MANUFACTURES	4,214,507	71,346,753	11,880,368	88,502,699
C. MANUFACTURED GOODS:	131,745,880	1,287,429,998	138,072,366	1,372,246,678
COTTON THREAD	262,443	2,023,706	12,314	1,076,305
COTTON FABRICS WOVEN	20,273,894	194,674,852	21,336,708	210,209,704
TEXTILE FABRICS (OTHER THAN COTTON FABRS)	2,477,233	26,438,161	2,491,279	29,073,793
WOOLLEN CARPETS	885,407	8,807,516	969,596	10,319,079
TAPESTRIES	73	167		5,280
MANUFACTURE OF LEATHER	5,297,063	53,659,537	5,837,053	59,406,678
FOOTWEAR	1,057,495	9,311,045	1,011,977	10,988,891
SPORTS GOODS (EXCLUDING INDOOR GAMES)	2,152,322	16,629,928	1,950,341	15,846,953
TOBACCO MANUFACTURED	25,373	142,619	6,048	133,588
MEDICAL INSTRUMENT N.E.S.	271,834	1,942,294	263,759	2,201,187
FRUIT & VEGETABLE PREPARATIONS	575,105	4,996,809	517,107	6,268,773
FISH PREPARATIONS	22,174	702,589	100,266	530,078
CEREAL PREPARATIONS	404,002	3,336,209	412,849	4,539,645
GUAR PRODUCTS	214,071	2,189,062	414,402	5,040,115
FLOUR & MEAL OF OIL SEEDS		37,618		11,981
FISH MEAL & MEAT MEAL	18,432	678,885	103,302	1,323,771
PETROLEUM PRODUCTS	239,278	4,398,054	595,919	30,414,049
CHEMICAL & CHEMICAL PREPARATIONS	5,144,451	66,374,771	13,641,371	82,526,778
MACHINERY & TRANSPORT EQUIPMENT	1,884,131	15,910,280	1,749,489	19,050,125
ARTICLES OF APPAREL AND CLOTHING				
ACCESSORIES (INCLUDING HOSIERY)	38,902,327	388,218,588	36,062,031	373,072,420
OTHER MANUFACTURED GOODS	51,638,774	486,957,307	50,596,555	510,207,484

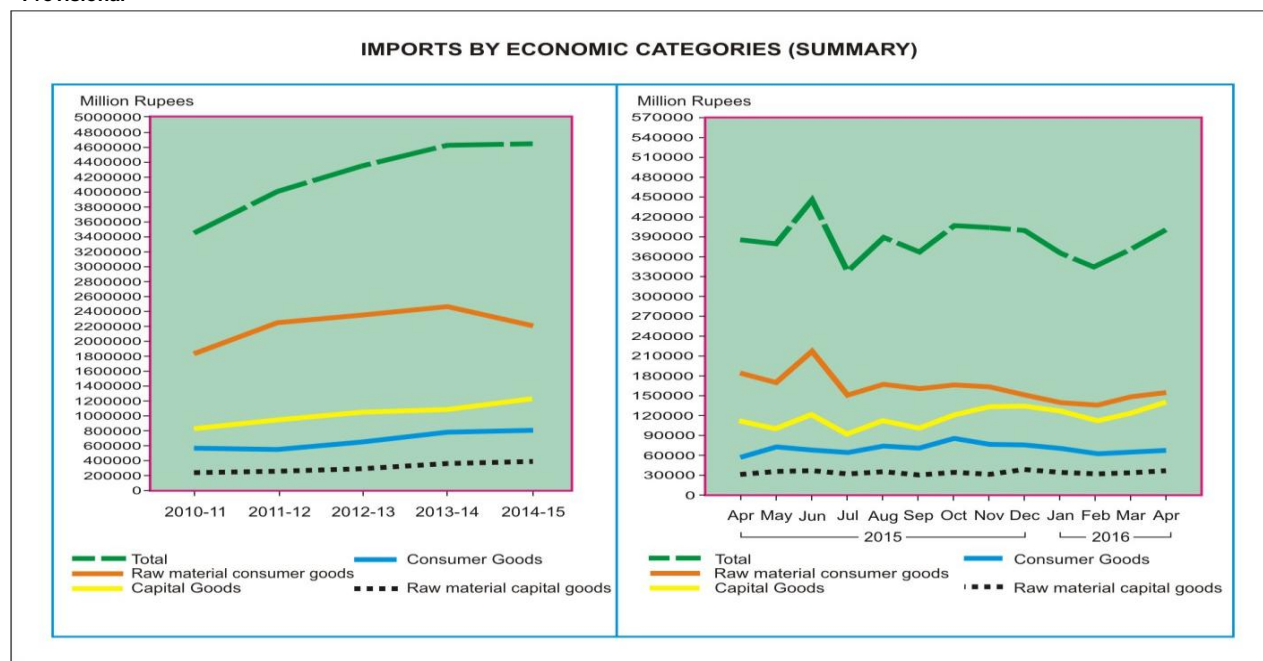
10.10 Imports by Economic Categories (Summary)

(Million rupees)

Year/Month	Total	Consumer goods	Raw material		Capital goods
			Consumer goods	Capital goods	
2010-11	3,455,285.6	560,512.2	1,826,243.4	239,525.0	829,005.0
2011-12	4,009,093.0	552,018.1	2,251,624.0	261,940.8	943,510.1
2012-13	4,349,879.5	652,553.3	2,353,818.1	293,733.6	1,049,774.5
2013-14	4,630,520.8	780,192.2	2,462,189.2	306,810.4	1,081,329.0
2014-15	4,644,151.6	807,979.7	2,214,663.6	388,166.9	1,233,341.4
2015 Apr	385,075.9	56,900.1	184,175.3	31,386.6	112,613.9
May	379,073.8	72,550.3	170,345.5	35,781.9	100,396.1
Jun	444,559.6	68,607.5	217,018.5	37,253.7	121,679.9
Jul	340,518.8	64,216.7	150,777.4	32,847.5	92,677.2
Aug	389,086.5	74,078.9	167,630.7	35,079.2	112,297.7
Sep	360,660.6	69,872.8	159,614.0	30,093.8	101,080.0
Oct	406,821.1	84,417.4	166,682.5	33,792.5	121,928.7
Nov	404,666.5	76,749.4	163,610.4	31,719.8	132,586.9
Dec	399,510.7	76,136.3	150,985.3	38,200.7	134,188.5
2016 Jan	362,229.4	70,576.0	131,228.1	33,927.1	126,498.3
Feb	343,205.7	61,084.2	136,562.4	31,937.7	113,621.4
Mar	371,192.6	65,124.5	147,998.9	34,389.9	123,679.3
Apr	399,929.3	67,599.5	154,855.9	36,239.8	141,234.1

Note: Total may not tally due to rounding of figures.

* Provisional



10.11 Imports by Economic Categories (Detail)

(In Thousand Rupees)

Items	April, 2016	From July, 2015	April, 2015	From July, 2014
GRAND TOTAL	399929330	3777821345	385075871***	3820518301
1. CONSUMER GOODS TOTAL	67599539	709855705	56900149*	666821954
10121 HORSES	641	15658	1245	16169
10129 OTHER LIVE HORSES		6000		
10190 OTHER LIVE ANIMALS		1854		8617
10221 PURE,BRED BREED BOVINE ANIMAL		841297		825670
10229 OTHER LIVE BOVINE ANIMALS		133		6492
10290 OTHER LIVE BOVINE ANIMALS		500		
10511 FOWLS OF SPECIES WT UPTO 185G	10529	410033		304663
10513 DUCKS, WEIGHT UPTO 185 GRAM	190	240		
10514 GEESE,WEIGHT UPTO 185 GRAMS	29	29		
10515 GUINEA FOWLS WT UPTO 185 GRAMS				8
10594 OTH FOWLS OF THE SPE (CHICKEN)		209		
10599 OTH LIVE POULTRY	31	626824	79770	541419
20130 MEAT OF BOV ANIM F/CH BON LESS	40	740		447
20210 CARCASSES OF BOVIN ANIMAL FROZ				37
20220 OTH CUTS WITH BONE IN,BOV FROZ	506	14606	618	13282
20230 MEAT BOV ANIMAL FROZE BONELESS	14111	115771	11804	126948
20430 CARCASSES OF LAMB,FROZEN		7952		12
20441 CARCASSES OF SHEEP,FROZEN				7716
20442 OTH CUTS OF SHEEP FROZ BONE IN				131
20443 OTH MEAT OF SHEEP FROZ BONELES				2227
20610 EDIBLE OFFAL OF BOV ANIMAL F/C	12129	207676	23241	234679
20622 LIVERS OF BOV ANIMALS FROZEN	10951	74480	2300	21856
20629 O, EDIBLE OFFAL BOV ANI FROZEN		2214		
20711 MEAT OF FOWLS OF SPE GOLL F/CH		885		
20713 CUTS&OFFAL OF FOWL FR/CHILL		4482		
20714 CUTS & OFFAL OF FOWLS FROZEN		2890		2697
20727 CUT & OFFAL OF TURKEY,FROZEN				790
20745 OTH DUCK MEAT FROZEN				3918
21020 OTH MEAT BOV ANIM DRIED/SMOKED				1104
21099 OTH EDI FLOUR/MEAL OF MEAT/OFL	1467	10158		
30111 ORNAMENTAL FISH	4221	33556	2792	20975
30119 OTHER ORNAMENTAL FISH	1001	1168		2424
30191 TROUT, LIVE				103
30199 OTHER LIVE FISH	215	2645	561	2907
30211 TROUT,SALMONIDA F/CH EX.FILLET		856		
30219 OTH SALMO FISH,EXCL LIVER F/CH		105		
30229 O.FLAT FISH,EX.LIVER&ROES.F/CH		530		466
30242 ANCHOVIES EX.LIVER/ROES FR/CHL		630		
30259 O.FISH BREG FAMILIES E.LIV F/C		359	240	1165
30311 SALMONNIDE FROZ EX LIVRE&ROES	61	61		
30319 O.SALMONIDAE FROZ,EX.LIVER&ROE	121	215		419
30329 O.TILAPIAS.EX.LIVERS&ROES FROZ		54		
30339 OTH FLAT FISH,EXCL LIVERS FROZ	30423	1468050	79276	1215390
30363 COD FISH EXCL LVR/ROES FROZEN	61	282	73	159
30390 LIVERS & ROES OF FISH FROZEN				3628
30439 OTH FISH FILLET/MEAT FRESH/CHI		157		488
30441 FRESH/CHILLED FILLETS OTH FISH	289	2010		
30459 OTH FILLETS OF OTH FISH.FR/CHI		867		1696
30462 FROZE FILLET/MEAT.CATFISH FISH		1724		6013
30487 FROZEN FILLETS/MEAT OF TUNAS	68	593		396
30489 FROZEN FILLET/MEAT OF OTH FISH				100
30499 OT FISH FILET/MEAT FRE/CH/FROZ	367	7707	3705	302498
30510 FLOUR, MEALS & PELLETS OF FISH		4		362
30520 LIVERS&ROES,DRIED,SMOKED,SALT				10
30531 FISH FILLET,DR,SAL/BR NOT SMOK				71
30539 OTH FISH FILLE/D/S/BR.NOT SMOK				115
30563 ANCHOVIES FISH.SALTED NOT DR/S				61
30569 OTH FISH SALT,NOT DRIED/SMOKED				98
30579 OTHER EDIBLE FISH OFFALS				49
30611 ROCK LOBSTER&SEA CRAWFISH FROZ	16	234		133

Contd.

10.11 Imports by Economic Categories (Detail)

(In Thousand Rupees)

Items	April, 2016	From July, 2015	April, 2015	From July, 2014
30614		16		178
30616		1229		414
30617		62		23393
30627		12		150
30739				36
30741		650		
30799		104		
30829		25		
30890		432		10
40110	174	271563	13774	28143
40120	1482	6176		3088
40140		69		
40150	1861	5017		3854
40210	1148656	12353817	1732250	12625797
40221	12204	147716	8151	289604
40229	973	160582	54958	231959
40291	859	14168	5395	58693
40299	34733	160529	33130	178231
40310	52	11465	705	7415
40390		5063	678	919
40410	188340	1342681	417533	1731614
40490	57902	357098	35095	510315
40510	6829	59331	4298	51633
40520	682	721		15
40590	5766	12282	211	5370
40610	23892	348229	28374	176768
40620	20622	46154		906
40630	24142	262046	34258	311427
40690	242	1463		456
40711		2985	1675	8144
40719		32135		52813
40729		111		
40790		22		25
40811	940	4208	593	4278
40891		53866		45132
40900	8232	98400	6886	104720
41000	130	365		
70110	151	338966		1254753
70190		75180		6118719
70200	1191456	7916273	280236	8532312
70310	479	2071512	2497	1220202
70320	53042	6569087	169915	4419580
70390		1809		21486
70410		610	56	1341
70490		15	50	8111
70511	180	2535	236	3945
70519	184	4542	178	1122
70610		2178	1256	8332
70690	316	3095	153	2224
70700	52	47169		60383
70810	37	9307	61	1119404
70820	174	1100		2444
70890	76	100		
70920	96	768	80	591
70930		125		1510
70940				26
70951	297	2937	297	2461
70959		235		373
70960	748	6472	912	111275
70970		375	33	276
70992		142		61
70999	184	7003	2324	129889
71010		764		1887
71021	533	1959		

Contd.

10.11 Imports by Economic Categories (Detail)

(In Thousand Rupees)

Items	April, 2016	From July, 2015	April, 2015	From July, 2014
71022 BEANS FROZEN		550		
71029 OTH LEGUMINOUS VEGETABLES FROZ				227
71030 SPINACH,NEWZEALAND SPINACH FROZ		706		
71040 SWEET CORN, FROZEN	3639	11739	3791	7696
71080 OTHER VEGETABLES,FROZEN		3632	245	788
71090 MIXTURE OF VEGETABLES,FROZEN	160	4747	154	1993
71120 OLIVES PROVISIONALLY PRESERVED		1		57
71140 CUCUMBERS & GHERKINS PRESERVED				6276
71151 MUSHROOMS OF GENUS AGARICUS		57		
71159 OTH MUSHROOMS & TRUFFLES		311	58	107
71220 ONION; WHOLE DRIED,CUT	14820	79817	10177	52168
71231 MUSHROOM GENUS AGARICUS DRIED		1685		2041
71239 OTH TRUFFLE DRYCUT WHOLE SLIC		39505	5002	32577
71290 OTH VEGETABLE MIXTURE DRIED	31109	211469	7284	132881
71310 PEAS DRIED SHELLED	1821059	31422149	885576	11015874
71320 CHICK PEAS DRIED SHELLED	292295	2321483	281181	2273925
71331 BEANS OF SPECIES VIGNA MUNGO		127315		103774
71332 SMALL RED (ADZUKI) BEANS	117	6617		117
71333 KIDNEY BEANS,INCL WHITE BENAS	439522	5345659	350509	4859932
71339 OTHER BEANS	107820	580502	29472	370244
71340 LENTILES	445585	6026028	1486716	8998823
71350 BROAD BEANS & HORSE BEAN	2066	21015	8183	38403
71390 OTH DRIED LEGUMINOUS VEGETABLE	1148981	4695859	781668	4922932
71420 SWEET POTATOES				56
71430 YAMS FRESH,CHILLED,FROZEN/DRIE		788		5247
71490 OTHER ROOTS AND TUBERS		668		1094
80111 DESICCATED, COCONUTS	77835	1170790	81211	934747
80112 COCONUT IN THE INNER SHELL				37
80119 OTHER COCONUTS	40923	315656	13797	194508
80131 CASHEW NUT IN SHELL		5406		
80132 CASHEW NUT SHELLED	10745	404662		133352
80211 ALMOND IN SHELL	92744	503305	168396	712136
80212 ALMOND,SHELLED (GIRI).	273084	1930462		61078
80221 HAZEL NUTS,IN SHELL		1407		90
80231 WALNUTS IN SHELL(AKHROTE)	10875	38461		3879
80232 WAL NUTS SHELLED(AKHROTE)	1041	4501	932	1122
80242 CHESTNUTS SHELLED		762		
80251 PISTACHIO IN SHELL	15130	387124	4371	79600
80252 PISTACHIO SHELLED	10805	49687		1303
80280 ARECA(BETAL NUTS)	1629817	8672758	978819	7664429
80290 OTHER EDIBLE NUTS	36	33970		4925
80310 PLANTAINS,FRESH OR DRIED		275		7697
80390 OTHER BANANS FRESH OR DRIED		298		75829
80410 DATES	40816	467619	50326	292561
80420 FIGS	403	20324	278	1126
80430 PINEAPPLES	41	1990	329	3819
80440 AVOCADOS	114	197	34	85
80450 GUAVAS,MANGOES,MANGOSTEN F/DRY	30	1843		1851
80510 ORANGES	6474	23996	4338	19612
80520 MANDARINS,CLEMENTIN ETC FR/DRY		1001		1777
80540 GRAPEFRUIT,INCLUDING POMELOS	123	1168		810
80550 LEMONS AND LIMES		497	18	96
80590 OTH CITRUS FRUITS FRESH/DRIED.		484		
80610 GRAPES, FRESH	6566	9030165	1640	4578008
80620 GRAPES, DRIED	23042	224696	3904	21147
80711 WATERMELONS		348569		191669
80719 OTHER MELONS	8748	356343		1325
80720 PAPAWS;(PAPAYAS/PAPITA)		23		84
80810 APPLE, FRESH	525534	3060716	162541	944423
80830 PEARS FRESH	2445	39968	2669	23014
80910 APRICORTS;FRESH(KHUBANI)		692927		631662
80921 SOUR CHERRIES; FRESH				42
80930 PEACHES,(INCLNECTR)ARROO FRESH		67		
80940 PLUMS AND SLOES	922	9536		444

Contd.

10.11 Imports by Economic Categories (Detail)

(In Thousand Rupees)

Items	April, 2016	From July, 2015	April, 2015	From July, 2014
81010 STRAWBERRIES,FRESH		345		
81050 KIWIFRUIT, FRESH	1921	4593	29	868
81090 OTHER FRESH FRUITS	24232	1461826	2745	738050
81110 STRAWBERRIES,FROZEN		4580		1766
81120 RASBERRY,BL.BERRY MULBERRY FRZ	140	3762	162	9743
81190 OTHER FRUITS AND NUTS,FROZEN	58	8979	1337	1674
81210 CHERRIES PROVISIONLY PRESERV		1569		
81290 OTH FRUIT/NUTS PRESERVED PROVI	798	8125	533	3890
81310 APRICOTS DRIED	6234	62399	3586	13055
81320 PRUNES DRIED	5708	65373	2162	3263
81330 APPLES DRIED	1159	7576		6446
81340 OTHER DRIED FRUITS	301254	912909	175122	821801
81350 MIXTURE OF NUTS,DRIED FRUITS	284	5278	304	947
81400 PEEL OF CITRUS FRUITS/MELONS			551	551
90111 COFFEE NOT ROAST,NOT DECAFEINE		277		3318
90121 COFFEE,ROAST,NOT DECAFFEINATED	696	18420	2397	9292
90122 COFFEE ROASTED,DECAFFEINATED		18		96
90190 OTH COFFEE HUSKS/SKIN/COFE SUB	6618	46292	3750	41150
90210 GREEN TEA PACK < 3 KG	9006	51537	32	10546
90220 OTHER GREEN TEA(NOT FERMENTED)	38295	825509	38934	828136
90230 BLACK TEA & PARTLY FERMENT TEA	79	22391	296	4645
90240 OTH BLACK TEA,OTH PARTLY F.TEA	3658323	44881698	2860061	28608593
90300 MATE		10		90
90411 PEPPER,NEITHER CRUSH NOR GROND	532070	2600450	163230	809089
90412 PEPPER CRUSHED OR GROUND				8112
90421 FRUIT OF GENUS CAPSICUM DRIED	24580	128794	312198	723960
90422 FRUIT OF GENUS CRUCHED/GROUND	15930	114110	12374	79626
90611 CINNAMON NOT CRUSHED OR GROUND	2471	21455	3395	22087
90619 OTHER CINNAMON	49145	317026	10789	335428
90620 CINNAMON & TREE FLOWER,CRUSHED		81		
90710 CLOVES NEITHER CRUSHED/GROUND	31507	287627	19770	267642
90720 CLOVES CRUSHED & GROUND		812	2349	2490
90811 NUTMEG NEITHER CRUSHED/GROUND	12115	96006	6635	83797
90812 NUTMEG CRUSHED & GROUND	617	714		151
90821 MACE NEITHER CRUSHED/GROUND	12183	125807	17668	115452
90831 CARDAMOMS NITHER CRUSHED/GRO	73800	1128781	96434	771458
90832 CARDAMOMS CRUSHED & GROUND	27	7660		4385
90921 SEEDS-CORIANDER NITHER CRU/GRO	19143	478649	62341	297340
90922 SEEDS-CORIANDER CRUSHED/GROUND		205	986	9798
90931 SEEDS OF CUMIN (WHITE ZEERA)	79102	472055	107925	552570
90932 SEEDS CUMIN.CRUSH/GRO(W.ZEERA)	715	964		1266
90961 CARAWAY,ANISE,FENL.,JUNI.N-CR/G	10724	100298	6617	95406
90962 CARAWAY,ANISE,FENEL.,JUNI.CR/GR		1688		
91011 GINGER NEITHE CRUSHED/GROUND	540995	6426837	493243	4516890
91012 GINGER. CRUSHED OR GROUND	1812	6544		3562
91020 SAFFRON, (ZAFRAN)	54	359	817	817
91030 TURMERIC (CURCUMA)		6071	8323	56911
91091 MIXTU OF PROD H-09.04 TO 09.10	5532	90857	15066	57406
91099 OTHER SPICES	11058	22340	14837	25798
100119 DURUM WHEAT			13838	18973899
100290 OTHER RYE		405		471
100310 BARLEY SEED		23		
100390 OTHER BARLEY	14885	461459	8861	64358
100490 OTHER OATS	2379	824978		185271
100510 SEED, MAIZE	422301	3524016	143154	5376197
100590 OTHER MAIZE (CORN)	30414	235314	4654	23612
100610 RICE IN HUSK (PADDY OR ROUGH)	1323297	2369506	827504	1347171
100630 SEMI/WHOLLY MILLED RICE/POLIS	597	37863	904	66011
100640 BROKEN RICE	192	57485	1118	9136
100710 SEED GRAIN SORGHUM(JAWAR)	574	124008	3510	69341
100790 OTHER GRAIN SORGHUM(JAWAR)	51533	350642	75282	435458
100810 BUCK WHEAT				4357
100821 MILLET (BAJRA)	16291	73737	66107	80916
100829 OTHER MILLET (BAJRA)	18930	407151	29213	144065

Contd.

10.11 Imports by Economic Categories (Detail)

(In Thousand Rupees)

Items	April, 2016	From July, 2015	April, 2015	From July, 2014
100830 CANARY SEED	2737	17372	3987	13747
100890 OTHER CEREALS	2750	2830	92	1446
110100 WHEAT OR MESLIN FLOUR	120	11332	9648	553952
110220 MAIZE (CORN) FLOUR	53	3223		646
110290 OTHER CEREAL FLOUR		725		1877
110311 GROATS AND MEAL OF WHEAT				3010
110313 GROATS&MEAL OF MAIZE (CORN)	7958	26667		15573
110319 GROATS AND MEAL OF OTH CEREAL		371		
110320 PELLETS OF OTHER CEREALS		8		
110412 ROLLED OR FLAKED, OATS.		925		427
110419 ROLLED/FLAKED GRAIN/OTH CEREAL			456	1455
110422 OTHER WORKED GRAIN OF OATS	1208	26296		23155
110423 OTH WORK GRAIN OF MAIZE (CORN)		7100		407
110429 OTH WORK GRAIN OF OTH CEREALS		351		4590
110430 GERM OF CEREALS,WHOLE,ROL,FLAK		289		
110510 FLOUR,MEAL&POWDER OF POTATOES	27066	297062	41812	337829
110520 FLAKE,GRANULE/PELLETS POTATOES	28	10721	2890	14014
110610 FLOUR,MEAL,POWDER,DRY LEGU VEG		185		215
110620 FLOUR,MEAL POWDER OF SAGO/ROOT		108		53
110630 FLOUR,MEAL POWDER PRD CHAPT-8	461	3026	185	641
110710 MALT NOT ROASTED	25922	52709		3339
110720 MALT ROASTED				14868
110811 WHEAT, STARCH			43	43
121020 HOP CONES,GROUND POWDER PELLET	409	2093		7743
121120 GINSENG ROOTS		2674	136	3215
121229 OTHER SEAWEDS& OTHER ALGAE		8627	218	100751
121291 SUGAR BEET		68		
121299 OTHER FRUIT STONE&KERNELS/VEG	59	549		766
121300 CEREAL STRAW & HUSKS,IN PELLET		281593	39359	654804
121410 LUCERNE (ALFALFA) MEAL&PELLETS				13484
121490 OTH SWEDES,MANGOLDS,FODDER,HEY				182
130120 GUM ARABIC	28846	119135		23143
160210 HOMOGENISED PREP MEAT/EDB MEAT				120
160220 LIVER OF ANIMAL,PREPARED/PRESV				115
160231 OTH PREP/PRESV MEAT OF TURKEY		2452	1167	1425
160232 OTH PREP/PRESV MEAT OF FOWLS	60024	467535	49489	379762
160239 OTH PREP/PRESV,MEAT OTH POLTRY	11476	66602	13094	70915
160250 OTH PREP/PRES MEAT BOVIN ANIML	505	16267	582	24771
160290 OTH PREP MEA OFL,BLOOD ANIMAL		533		75
160300 EXTRACT/JUICE OF MEAT,FISH ETC		1330		493
160411 SALMON,FISH,WHOLE/PIE NOT MICE		213		36
160412 HERRING,WHOLE/FIECE NOT MINCED		5		102
160413 SARDINE,BRISL/SPRAT W/P N-MINC		185	62	89
160414 TUNAS,SKIPJACK,BONITO,WHOLE/PC	350	2523	93	1696
160415 MACKERAL,WHOLE/DIECE NOT MINCE		22		44
160416 ANCHOVIES,WHOLE/PIECE NOT MINC				125
160419 OTH FISH,WHOLE/PIECE NOT MINCE	1351	29930	2161	29351
160420 OTH FISH PREPARED PRESERVED	777	7984	137	9386
160510 CRAB,PREPARED OR PRESERVED.	65	498	52	8551
160529 OTH SHRIMPS&PRAWN PREPARED/PRE	8	147		
160540 OTH CRUSTACEANS,PREP/PRESERVED		150		
160569 OTH AQUATIC INVERTEBRATES.P/PR				554
170112 BEET SUGAR RAW NOT CONT FLAVOR		1298	111	417
170114 OTH CANE SUGAR RAW.N-CON FL/CO		310		
170191 O.CANE/BEET SUGAR CON.FLAV/COL	584	6533		3886
170199 OTH CANE/BEET SUGAR PURE SUC	52313	570752	23915	573379
170211 LACTOSE & LACTOSE SYRUP WT 99%	56820	626219	114063	918927
170219 OTH,LACTOSE AND LACTOSE SYRUP		236	6891	40150
170220 MAPLE SUGAR AND MAPLE SYRUP		32		
170230 GLUS SYP,DRY STAT FRVCT <20%	94187	631747	116346	695116
170240 GLUCOSE/GLUCOSE SYRUP<20% FRUC		3		2650
170250 CHEMICALLY PURE FRUCTOSE	280	756		824
170260 OTH FRUCTOS SYP,50% WT OF FRAC				164
170290 OTH SUGAR INCL INVERT SUGAR	95177	565427	121837	635456

Contd.

10.11 Imports by Economic Categories (Detail)

(In Thousand Rupees)

Items	April, 2016	From July, 2015	April, 2015	From July, 2014
170390 OTH MOLASSES, FROM REFINING SUG		4966		1042
170410 CHEWING GUM, WH/NOT SUGA COATED	26085	116886	9394	97503
170490 OTH SUGAR CONFECTION NOT CON COCA	75641	779603	60710	617786
180310 COCOA PASTE, NOT DEFATTED (LICOR	20619	192760	9661	339260
180400 COCOA, BUTTER, FAT AND OIL		537765	40326	914296
180500 COCOA POWDER, NOT CON ADDED SUG	145187	1145355	71722	951705
180610 COCOA POWDER, CON ADDED SUGAR	1811	9518	2122	4586
180620 OTH PREPA WT2KG, PAS, BLOCK SLAB	32261	532452	50114	705820
180631 OTH FOOD PREP COCOA BARS FILD	3366	288289	25816	353194
180632 OTH FOOD PREP COC BAR NOT FILD		5307	137	14076
180690 OTH, FOOD PREP CONT COCOA LIQUD	33093	289860	18371	275847
190110 FOOD PREP FOR INFANT USE	605527	7314162	750677	6425583
190120 MIXES&DOUGHS FOR PREP BAKER	11841	83382	8756	51360
190190 OTH FOOD PREP OF FLOUR, MEAL	157479	2302871	316464	2362334
190211 UNCOOK PASTA, NUT STUF CON EGG	90	614	9	298
190219 OTHER, UNCOOKED PASTA.	3354	40991	1099	27171
190220 STUFFED PASTA, WHETH/NOT COOKED	3	1552		112
190230 OTHER PASTA	2266	23548	5873	23355
190240 COUSCOUS WHETER OR NOT PREPARE		223		84
190300 TAPIOCA&SUBSTI PRE FRM STARCH	5764	55684	3361	49288
190410 PREP FOOD, SWLL/ROAS OF CEREALS	25499	288744	18229	172661
190420 PREP FOOD UNROAST CEREAL FLAKE	3656	10248	98	18979
190430 BULGUR WHEAT		7		
190490 OTH PREP FOOD OBTAIN BY CEREAL	19655	171148	22581	146951
190510 CRISPBREAD AND BUNS	36	89		104
190520 GINGER BREAD AND THE LIKE.	91	102		13
190531 SWEET BISCUITS	18034	138464	9289	61953
190532 WAFFELS AND WAFERS	13029	147171	14819	107364
190540 RUSK, TOASTED BREAD & PRODUCTS	2876	35964	2111	23096
190590 OTHER BAKERY PRODUCTS	44138	314019	17518	271720
200110 CUCUMBER, GHERKINS PREP/PRESERV	1113	2364		405
200190 OTH VEG FRUIT, NUT, PRES VIN/ACE	1870	15849	1763	16596
200210 TOMATOES, WHOLE/PIECE, PREP/PRSV	413	1405	31	1293
200290 OTH, TOMATO/PRE/PRV O/TH VINGER	84848	471495	4524	316173
200310 MUSHROOM, PREP/PRSV O/TH VINHER	8076	60412	10843	52673
200390 OTH MUSHROOM&TRUFFLE PREPARED	540	1843	202	13028
200410 POTATO, PREP/PRSV, O/TH VINGERS	76726	656803	56616	403517
200490 OTH VEG MIX/VEG PREP O/TH VING	4989	12367	284	37250
200510 HOMOGENIZED VEGETABLES	6	1053		439
200520 POTATO PREP O/TH VING NOT FROZ	966	26412	3247	21705
200540 PEAS PREP O/TH VINGER NOT FROZ	209	4208	101	3997
200551 BEAN SHELD PREP O/TH VING N/FZ	23	3940	25	2286
200559 OTH BEAN PREP O/TH VING NOT FZ	1548	7250	1341	13644
200560 ASPARAGUS, PREP O/TH VING N-FZ	16	418		
200570 OLIVES PREP O/TH VING NOT FROZ	12225	115156	9007	99853
200580 SWEET CORN, PREP/PRESV NOT FROZ	5289	44455	2284	38357
200591 OTH VEGETABLES& MIXTURE OF VEG	21	845	422	728
200599 OTH VEGE PREPARED OR PRESERVED	1964	22065	1062	18201
200600 VEG, FRUIT, NUTS, PEEL PRE BY SUG	151	7019	29	1818
200710 HOMOGENISED PREPARATIONS	107	2402	14	585
200791 OTH, CITRUS FRUIT COOKED PREP	207	529		12
200799 OTH JAM, FRUIT, JELLY, MARMALADE	11538	46298	3072	32455
200811 GROUND NUTS, PREP/PRESERVED	3494	23790	117	10176
200819 OTH NUTS/SEED INCL MIXTURES	22525	123118	16469	94008
200820 PINEAPPLES, PREPARED/PRESERVED	48463	323115	45893	338350
200830 CITRUS FRUIT, PREPARE/PRESERVED	17731	58504	7700	35626
200840 PEARS, PREPARED OR PRESERVED	16	4243	1871	7319
200850 APRICOTS, PREPARED OR PRESERVED		242		61
200860 CHERRIES, PREPARED OR PRESERVED	229	11912	2320	13935
200870 PEACHES, PRPARED OR PRESERVED	47	41486	8296	123280
200880 STRAWBERRIES, PREPARE/PRESERVED	268	10285		6369
200893 CRANBERRIES		22		75
200897 MIXTURES OF FRUITS, NUTS&PLANTS	68340	405278	42760	287325
200899 OTH FRUITS, NUT/EDIBLE PLANTS	13458	59304	5975	33119

Contd.

10.11 Imports by Economic Categories (Detail)

(In Thousand Rupees)

Items	April, 2016	From July, 2015	April, 2015	From July, 2014
200911 ORANGE JUICE,FROZEN	3690	36839	6540	13732
200912 ORANGE JUICE,NOT FROZEN		310		
200919 OTHER ORANG JUICE	17464	123477	37932	499121
200921 GRAPEFRUIT JUICE,BRIX VAL=20				119
200929 OTHER GRAPE FRUIT,JUICE	1294	1587	71	295
200939 OTH JUICE OF ANY CITRUS FRUIT	218	17877	6823	9573
200941 PINEAPPLE JUICE ,BRIX VAL=20	4691	5194		
200949 OTHER PINEAPPLE JUICE	19491	117122	12604	106053
200950 TOMATO JUICE	80	99		
200961 GRAPE JUICE INCL GRAPE MUST		73		448
200969 OTHER GRAPE JUICE	51485	290154	67378	370394
200971 APPLE JUICE ,BRIX VAL=20				1513
200979 OTHER APPLE JUICE	7038	38151	6072	256328
200981 CRANBERRY JUICE		8		
200989 OTHER JUICE OF FRUIT/VEGETABLE	77589	286643	37307	121299
200990 MIXTURES OF JUICES	7812	45545	7159	41392
210111 EXTRACT,ESSENCE/CONC COFEE/PRE	13642	278494	13032	318516
210112 PREP WITH A BASIS OF EXTRA/COF	47	8212	1251	7036
210120 EXTACT,ESSENCE ETC OF TEA MATE	2962	28755	566	16841
210130 ROASTED CHICORY/OTH COFEE/SUB		18		415
210210 ACTIVE YEASTS	69283	523642	55647	464918
210220 INACTIVE YEASTS,OTH SINGL CELL	320	10680	1035	3341
210230 PREPARED BAKING POWDERS	34	22562	36	26206
210310 SOYA SAUCE	10413	145062	6259	167845
210320 TOMATO KETCHUP/OTH TOMATOSAUCE	8561	114535	11854	58119
210330 MUSTARD FLOUR/MEAL/PREP MUSTAR	836	11026	215	7183
210390 OTH SAUCES PREP/MIX SEASONING	24760	258847	17457	170108
210410 SOUPS/BROTHS & PREP THEREOF	58	3539	35	1473
210420 HOMOGENISE COMPOSITE FOOD PREP		306	28	190
210500 ICE CREAM,OTH EDIBLE ICE	2088	25324	3433	22611
210610 PROTEIN CONCENTRATE/TEXT PROT N	1541	26826	1856	19233
210690 OTH FLAVOURING POWDER/CONCT	501475	4720001	551116	6606350
220110 MINERAL WATERS/AERATED WATERS	3927	17910	110	11136
220190 OTH,NATURAL/ARTIFICIAL WATERS	1847	10388	527	5005
220210 WATER,MINERAL/AERATED WATER	45267	422943	50502	483721
220290 OTH WATER/OTH NON ALCOLIC BEVG	42674	143979	21002	102102
220300 BEER MADE FROM MALT	1130	6488	674	7412
220410 SPARKLING WINE	2602	11339	621	12231
220421 OTH WINE OF FRESH GRAPES<2LT		565		599
220429 OTH WINE OF FRESH GRAPES>2LT		1280		1566
220820 SPIRIT OBT BY DISTIL GRAPEWINE				4343
220830 WHISKIES	1028	8617	267	13209
220840 RUM&OTH SPIRITS DISTILL SUGAR	96	191		49
220850 GIN AND GENEVA	17	165	118	681
220860 VODKA		624	13	1809
220870 LIQUEURS AND CORDIALS	48	299	92	529
220890 OTH SPIRIT/SPIRITOUS BEVERAGES	548	2396	118	775
220900 VINEGAR&SUBSTITUTE,ACTIC ACID	867	14423	1343	9855
230110 FLOURS,MEALS,PELLETS,OF MEAT	24046	55131		7
230120 FLOURS,MEALS,PELLETS,OF FISH		81909	11358	93003
230210 BRAN SHARP & RESIDUES OF MAIZE		1218		
230230 BRAN SHARP & RESIDUES OF WHEAT	156	1330		
230240 BRAN SHARP RESIDUE OF OTH CERL				854
230250 BRAN SHARP RESIDUE LEGUM PLANT	24549	88147		
230310 RESID.STARCH MANUF&SIM RESIDUE		6814		3036
230330 BREWING/DISTILLING DREGS/WASTE	11803	358864	25149	184538
230400 OIL-CAKE/OTH S/RESID SOYABEAN	977528	27815223	1634990	38507407
230610 OIL-CAKE/OTH RES.COTTON SEED	137	249		
230620 OIL CAKE/OTH RESIDUE,LINSEEDS				1258
230630 OIL CAKE/OTH SUNFLOWER SEEDS	25	470666		6376
230641 OIL CAKE/OTH RESID COLZA SEEDS				184450
230649 OIL CAKE/OTH RESID RAPE SEEDS				65446
230650 OIL CAKE/OTH RESIDUES,COCONUT		16		721
230660 OIL CAKE/OTH RESIDUE,PALM NUTS	190797	1698363	85431	1597534

Contd.

10.11 Imports by Economic Categories (Detail)

(In Thousand Rupees)

Items	April, 2016	From July, 2015	April, 2015	From July, 2014
230690 OIL CAKE/OTH SOLID RESIDUE,VEG		1289	188	3850
230800 VEG MATL & VEG WASTE,VEG RESID	68322	169876		5781
230910 DOG/CAT FOOD,PUTUP RETAILSALE	13594	115241	13112	100800
230990 OTH,PREP USED IN ANIMAL FOOD	397370	4138917	548587	4669787
240110 TOBACCO,NOT STEMMED/STRIPPED		68	4	986
240210 CIGAR,CHEROOTS CONTAIN TOBACCO	100	2305	42	788
240220 CIGARETTES CONTAINING TOBACCO		133148	16818	173870
240290 CIGAR,CHEROOTS/TOBACCO SUBST		1032	12	1923
240311 WATER PIPE TOBACCO			14	18
240319 OTHER SMOKING TOBACCO		84		22
240391 HOMOGENISE/RECONSTITUTE TOBACO		3948		6679
240399 OTH MANUFACTURED TOBACCO/EXTR	19793	107785	557	7051
271012 LIGHT OILS AND PREPARATIONS	16368594	177484428	17925079	177867884
271019 KEROSENE,INCL KER.TY. JET FUEL	516189	4535280	12539	6329944
293500 SULPHONAMIDES	111105	1662628	134979	1686471
293621 VITAMIN A ITS DERIVATIVE UNMIX	37013	245429	20704	296926
293622 VITAMIN B1/ITS DERIV UNMIXED	37519	212283	26492	176932
293623 VITAMIN B2/ITS DERIV UNMIXED	26637	193360	14511	158908
293624 D-,DL-PANTOTHENIC ACID(VITB3B5	19898	242539	38069	320895
293625 VITAMIN B6/ITS DERIV UNMIXED	24025	289750	12057	256734
293626 VITAMIN B12/ITS DERIV UNMIXED	62539	505888	20780	293049
293627 VITAMIN C/ITS DERIVATIVE UNMIX	113053	413638	81395	391534
293628 VITAMIN D/ITS DERIVATIVE UNMIX	30418	514343	41254	581877
293629 OTH VITAMIN/ITS DERIV UNMIXED	91130	952418	98781	575574
293690 OTH INTER-MIXTURE PROVITAMINS	12908	344938	7540	128119
293712 INSULINE AND ITS SALTS	32129	169531		182490
293719 OTHER POLYPEPTIDE HARMONES	5160	82220	6256	85557
293721 CORTISONE/HYDRO/PREDNISONE ETC	47366	460989	49973	404235
293722 HALOGENATE DERIV ADERNAL HORMN	51160	824572	69891	705293
293723 OESTROGENS AND PROGESTOGENS	87193	939355	144203	1037833
293729 OTH,STEROIDAL HARMONES,DERIVAT	17417	215583	44708	279597
293750 PROSTAGLANDINS,THROMBOXANES&DR	44156	138116	13507	94997
293790 OTH HORMONES/ITS DERIVATIVES	21129	200062	45784	278990
293810 RUTOSIDE(RUTIN)/ITS DERIVATIVE		1800		1422
293890 OTHER, GLYCOSIDES	111621	719831	10219	129061
293911 CONCENTRATES OF POPPY STRAW	3117	45632	14980	120310
293919 OTH ALKALOIDS OF OPIUM/DERVATI	16846	136134	963	119188
293920 ALKALOID CINCHONA/DRV SALT	671	11967	952	12297
293930 CAFFEINE AND ITS SALTS	47612	371170	51261	357343
293949 OTHER,EPHEDRINE AND ITS SALTS		138451	9361	159764
293951 FENETYLLINE(INN) AND ITS SALTS	8715	8715		
293959 OTH THEOPHYLLINE/AMINOPHLLINE	9175	198070	15433	182136
293962 ERGOTAMINE (INN) AND ITS SALTS				1231
293969 OTH ALKALOID OF RYE ERGOT/SALT	1691	17260	663	149335
294000 SUGARD O/T SUCROSE/LACTOSE ETC	44603	471247	79963	530303
294110 PENCILLINE/DERV/ACID/SALT ETC	25388	205949	34343	310992
294120 STREPTROMYCIN/DERIV/SALT THROF	26207	110252	6988	93553
294130 TETRACYCLINE/DERIV/SALT THROF	54964	649674	73800	538164
294140 CHLORAMPHENICAL/DERIV/SALT	17055	187564	18803	124586
294150 ERYTHROMYCIN/DERIV/SALT THROF	168329	1637694	157522	1509101
294200 OTHER ORGANIC COMPOUNDS.	56283	287551	34191	177679
300190 OTH GLAND ORGAN,EXTRACT,HAPRIN		855	280	767
300210 ANTISERA/OTH BLOOD FRAC MODIFY	298	67822	8402	97560
300220 VACCINES FOR HUMAN MEDICINE	1974585	23910410	734598	23380880
300230 VACCINE VETERINARY MEDICINE	269319	3311919	327347	2748607
300290 OTH HUMAN/ANIMAL BLOOD,THERAPC	108473	416066	46541	581633
300310 MEDICAMENT PENCILLIN DERV/ACID		3423		34556
300320 MEDICAMENT OTH ANTIBIOTICS	28214	164249	14281	157451
300331 MEDICAMENTS CONTAINING INSULIN		1937		
300339 OTH,MEDICEMENT HARMONE ANTIBTC		234112	48773	759304
300390 OTH MEDICEMENT NES-NOT-R-SALE	12594	797088	19378	1229808
300410 MEDICAMENT,PENCILLIN DERV/ACID	3047	36579	4903	125377
300420 MEDICAMENT OTH ANTIBIOTICS	298812	2181047	223945	2304313
300431 MEDICAMENT INSULIN NOT ANTIBTC	311918	2199396	375416	2277463

Contd.

10.11 Imports by Economic Categories (Detail)

(In Thousand Rupees)

Items	April, 2016	From July, 2015	April, 2015	From July, 2014	
300432	MEDICIMENT ADERN CORTC HARMONE	27485	350013	103779	
300439	OTH MEDICIMENTHARMONE NOT ANT	133129	1157629	95063	1343587
300440	MEDICAMENT ALKALOID DERV ANTI	9881	14821	5624	263069
300450	OTH MEDICAMENT VITAMIN/OTH PRO	29926	148934	10894	344081
300490	OTH MEDICAMENT THERAPEUTIC USE	3796414	24029631	2777865	25463425
300510	SURGICAL TAP IN JAMBO ROLLS	32946	390313	42883	364100
300590	OTH WADDING,GAUZE,BANDAGE ARTI	15073	182142	3341	115572
300610	STERILE SURGICAL CATGUT, ETC	111009	1309626	61961	761295
300620	BLOOD-GROUPING REAGENTS		1205	416	3858
300630	OPACIFY X-RAY EXAM DIAGNOSTIC	1623	6661	909	11849
300640	DENTAL CEMENT/DENTAL FILLING	4485	90733	16834	154984
300650	FIRST AID BOXES AND KITS.	11	13222	111413	138036
300660	CHEMICAL CONTRACEPTIVE HORMONE	23358	275674	118862	1048105
300670	GEL PREP HUMAN/VETERNARY USE	8633	29423	509	1328552
300691	APPL IDENTIFIABLE, OSTOMY USE	345	39188		19886
321519	PRINTING INK EXCL. BLACK	199043	1630514	111240	1120394
321590	OTH WRITING/DRAWING/OTH INK	18495	278812	30625	253622
330112	ESSENTIAL OIL OF ORANGE	22892	94021	20177	86767
330113	ESSENTIAL OIL OF LEMON	3242	50501	3957	20534
330119	OTH ESSENTIAL OIL/CITRUS FRUIT	25580	313121	787	164000
330124	ESSENTIAL OIL OF PEPRAMINT	1448	13142	51	10369
330125	ESSENTIAL OIL OF OTHER MINTS	4025	24219	5315	21541
330129	OTH ESSENTIAL OIL O/T CIT FRUT	11654	75367	3336	53864
330130	RESINOIDS	1482	5290	599	2762
330190	OTH,CONCENTRATE ESSENT OIL NS	11520	81558	12597	83114
330210	MIXTURE ODORIFEROUS SUBS&MIXT	496472	2945503	421032	2475121
330290	OTH,MIXTURE,ODORIFEROUS SUBST	346989	3845987	315588	3394651
330300	PERFUMES AND TOILET WATERS	61624	621320	81946	522265
330410	LIP MAKE-UP PREPARATIONS	13486	171814	8344	160889
330420	EYE MAKE-UP PREPARATIONS	16710	173162	8684	148822
330430	MANICURE/PEDICURE PREPARATIONS	6998	83759	5554	78314
330491	POWDER WHETHER/NOT COMPRESSED	23162	322612	33301	312453
330499	OTH,BEAUTY/MAKE-UP PREPARATION	99019	1348225	91521	1148297
330510	SHAMPOOS	197574	3209706	288361	2772197
330520	PREP PERMANENT WAVING/STRAIGHT	5960	81719	4058	58034
330530	HAIR LACQUERS	591	2096	46	1009
330590	OTH PREP USE ON HAIR	83315	728538	52828	631654
330610	DENTIFRICES	15932	271609	20847	214427
330620	YARN,CLEAN TEETH(DENTAL FLOSS)	36	673	10	790
330690	OTH,PREP ORAL/DENTAL HYGIENE	3158	24964	368	10394
330710	PRE/AFTER SHAVE PREPARATION	16106	244161	17890	182927
330720	PERSONEL DEDORANT&ANTIP RSPRNT	55432	445624	47761	426041
330730	PERFUMED BATH SALT/OTH PREP	1816	9403	954	6338
330741	AGARBATTI/OTH ODORIFEROUS PREP	196	1234	85	1446
330749	OTH PREP PERFUMING ROOM/RELIGS	17464	191033	14288	192417
330790	OTH,DEPILATORY/PERFUM ETCPREP	5007	42098	6111	40508
340111	SOAP&ORGANIC SURFAC-ACTIV PROD	118533	1883979	83253	1676096
340119	OTH,SOAP ORG-SURFAC-ACT PROD	31110	184007	31078	195847
340120	SOAP IN OTHER FORMS	64801	627805	45669	614689
340130	ORGANIC SURFACE ACTIVE PRODUCT	35442	314836	42085	253407
340211	ORGANIC SURFACE-ACTIVE AGENT	413652	3837820	320220	3061019
340212	ORGANIC SURFACE ACTIVE CATIONC	17953	149397	13528	121706
340213	ORG SURFACE ACTIVE NON-IONIC	345948	3101238	254134	2670380
340219	OTH ORG SURFACE ACTIVE AGENT	27026	179591	10861	266341
340220	ORG SURF PREP PUTUP FOR R-SALE	18187	171068	19132	319306
340490	OTH, ART/PREP WAXES	105732	967597	108953	968070
340510	PO/CREAM FOR FOOTWEAR/LEATHER	11723	130480	21198	160580
340520	POL/CREAM/PREP, WOOD FURNITURE	1320	15128	2655	42313
340530	POL/CREAM/PREP,COACHWORK/METAL	1656	11054	159	11800
340540	SCOURING/PASTE/POWDER/OTH PREP	26	1867	619	1669
340590	OTH POL/CREAM/PREP,F-WEAR/LETH	15866	132084	14613	120602
350190	OTH CASEINATE DERIV CASEN GLUE		19071	3360	33364
350211	EGG ALBUMIN DRIED		33240		35267
360300	SAFETY FUSES DETONATING FUSES	21447	145812	41725	161531

Contd.

10.11 Imports by Economic Categories (Detail)

(In Thousand Rupees)

Items	April, 2016	From July, 2015	April, 2015	From July, 2014
360410 FIREWORKS	1	1		
360500 MATCHES O/T PYROTECHNIC		63254	6750	6750
360610 LIQUID/LIQUEFIE GAS FUEL	425	10953	609	4181
391740 FITING FOR TUBE ETC OF PLASTIC	79981	445532	35363	317728
391810 FLOOR COVERING OF POLYMERS V-C	55575	292997	21342	252530
392190 OTH PLATE,SHEET ETC OF PLASTIC	148651	1497625	117904	1328591
392210 BATH,SHOWER WASH BASIN OF PLAS	3651	48253	1372	36294
392220 LAVATORY SEAT/COVER OF PLASTIC	1498	21083	1597	13779
392290 OTH FLASH/SIM SANITARY PLASTIC	8781	53744	1837	48385
392310 BOXES,CASES,CRATES PLASTIC	68895	564237	58355	635677
392321 SACK&BAG OF POLYMER OF ETHYL	177613	1053609	53060	747758
392329 SACKS & BAG OF OTHER PLASTICS	29837	269138	36524	366819
392330 CARBOYS,BOTTLES,FLASKS ETC	54231	506163	29323	469211
392340 SPOOLS,COPEES,BOBINS ETC PLASTC	22867	196917	17835	203031
392350 STOPPERS,LIDS,CAPS ETC OF PLAS	141997	1133177	117509	1065669
392390 OTH ARTICLES FOR CONVEYANCE NS	8824	183069	53108	231835
392410 TABLEWARE KITCHENWARE OF PLAST	29906	338932	18669	170877
392490 OTH,HOUSEHOLD/TOILET ARTICLES	25048	236517	13063	196538
392510 RESERVOIRS,TANKS,VATS>300 LTRS	39	19878	18	3762
392520 DOOR,WINDOWS FRAME&H-HOLD PLAS	2146	16788	443	34433
392530 SHUTTERS,BLINDS&PARTS OF PLAST	370	6070	16	11384
392590 OTH,BUILDER-WARE OF PLASTIC,NS	182203	1312448	79218	629549
392610 OFFICE/SCHOOL SUPPLY PLASTIC	15047	136923	5511	82988
392620 ARTICLE OF APPAR CLOTHING PLAS	3418	59725	3758	106808
392630 FITTING FOR FURNITUR/COACH PLA	108	4270	1287	7997
392640 ORANMENTAL ARTICLES OF PLASTIC	49139	456624	19216	320915
400942 TUBE,PIPERUB WITH OTH.METL.FIT	6769	41684	4708	44678
401011 CONVEYOR BELTS WITH METALS	17539	25566	1034	9665
401012 CONVEYOR BELTS WITH TEX-METACS	68196	406660	60771	413159
401019 OTH CONVEYON BELT OR BELTING	22759	251742	40255	339876
401031 TRANSMISSION BELTS 60-180 CM	34146	282670	26580	237379
401032 TRANSMISSION OTH BELT 60-180 CM	26059	246295	16872	266300
401033 TRANSMISSION BELT 180-240 CM	1332	15584	167	11749
401034 TRANSMISSION BELT OTH 180-240CM	2253	6774	324	7667
401035 TRANSMISSION SYN.BELT 60-150CM	1423	15177	1155	15470
401036 TRANSMISSION SYN.BELT 150-198CM	69	1727	45	5200
401390 OTHER INNER TUBES,OF RUBBER	11875	72544	11989	90133
401410 SHEATH CONTRACEPTIVES	53204	791620	366904	1442915
401490 OTH HYG/PHARMACEUTICAL ARTL	261	33089	1031	28417
401511 GLOVES,RUBBER,SURGICAL	70064	494877	45876	331750
401519 OTHER GLOVES,RUBBER	59587	314163	17218	159930
401590 OTH ARTI APPRL/CLOTH ALL PURPS	3474	30338	532	52819
401610 ARTICLES OF UNHARD CEL VUL RUB	18721	171982	10875	123265
401691 FLOOR COVERING & MATS, RUBBER	7270	41557	774	31644
401692 ERASERS, RUBBER	28126	261031	19703	281092
401693 GASKETS,WASHERS,SEALS,OF RUBB	117107	1359631	122982	1173200
401694 BOAT/DOCK FENDERS,OF RUBBERS	23986	80565	50765	142009
401695 OTH INFLATABLE ARTICLE OF RUBB	182	18523	30	25765
401699 OTH ARTICAL UNHARD VUL RUBBER	152689	1649696	170227	1560563
420100 SADDLERY&HARNESS FOR ANIMALS		460	25	543
420211 TRUNKS,SUITCASE,VANITY-CASES	442	16407	2782	23961
420212 TRUNK,SUITCA,SATC ETC PLAS/TEX	56897	766753	38195	671074
420219 OTH TRUNK,SUITCASE,VANITY-CASE	3178	35919	1636	19402
420221 HANDBAG,COMP/PATENT LEATHER	30132	539501	20551	454265
420222 HANDBAGS,PLASTIC/TAXT MATERIAL	2963	84174	3965	104510
420229 OTH HANDBAGS,WITHOUT HANDLES	30090	557899	11448	276873
420231 ARTI.CARIED.IN POCKET. LEA/COM	3526	42132	527	29432
420232 ARTIC CARIED IN POCK TAXT MATE	281	12199	470	9259
420239 OTH,ARTI CRRIED IN HAND/POCKET	5434	102595	4170	50996
420291 OTH CONTAINER O/S OF LEA/COMPS	1124	7229	3	2766
420292 OTH CONTAINER O/S PLAS/TEXTILE	3076	22037	479	11211
420299 OTH CASES VULCANISED FIB/PBOA	1524	23181	2389	32937
420310 ARTICLES OF APPAREL	85	12781		30428
420321 GLOVES,MITTENS & MITTS SPORTS		1081		1922

Contd.

10.11 Imports by Economic Categories (Detail)

(In Thousand Rupees)

Items	April, 2016	From July, 2015	April, 2015	From July, 2014
420329 OTH LEATHER GLOVES	10583	29792	1573	13116
420330 BELTS AND BANDOLIERS	13942	195418	13641	193038
420500 OTH ART LEA/COMP LEA TECHNICAL	2905	7871	347	11872
430230 WHOLE SKINS&CUTTINGS ASSEMBLED		221		
430310 ARTI APPAR CLOTH ACCE FURSKIN				400
430390 OTHER, ARTICLES OF FURSKINS	21	5802	7	2543
430400 ARTICLE OF FUR&ARTICLE THEREOF	933	9878	57	13827
440131 WOOD PELLETS		5896	2511	9850
440139 SAW DUST & WOOD WASTE & SCRAP	1194	10392	2068	12036
440210 WOOD CHARCOAL OF BAMBOO NOT AG	725	6606	708	4324
441300 DENSIFIED WOOD,BLOCK,PLATE,ETC	1224	28735	170	29839
441600 CASK,BARREL,VAT,TUB&OTH PRODC		112		1
441890 OTH BUILDERS JOINERY/CARP WOOD	27986	444832	37075	318977
441900 TABLEWARE&KITCHENWARE OF WOOD	4481	41434	2658	33248
442010 STATUETTES/OTH ORNAMENT WOOD	2	1549	37	957
442090 OTH WOOD MARQUETRY&INLAID WOOD	16271	85065	2555	60509
442110 CLOTHES HANGERS OF WOOD	1518	12570	1271	10984
450490 OTH, ARTICLES AGLOMERATED CORK		27		1133
460121 MATS,MATTING&SCREEN OF BAMBOO	247	5843		4694
460129 OTH MATS,MATTING&SCREN VEG MAT				1
460192 OTH MATTING&SCREEN OF BAMBOO	7	7		123
460199 OTH PLATING MATERIAL N.E.S		1878		4019
460211 BASKETWORK&OTH ARTICL OF BAMBO	7	3353	52	3495
460212 BASKETWORK&OTH ARTIC OF RATTAN		279		32
460219 BASKETWORK&OTH ART OF VEG MATE	645	4096	177	2997
481200 FILTER BLOCK,SLAB OF PAPERPULP	51	2146		1991
481310 CIGRETTE PAPER IN BOOKLET/TUBE		190		226
481490 OTHER WALLPAPER & COVERINGS.	270	1055	63	2248
481620 SELF-COPY PAPER		13		17
481690 OTHER COYING PAPER, C/T SIZE.	608	7731	1272	6403
481710 ENVELOPES	444	11432	196	9746
481720 LETTER CARDS, PLAIN POSTCARDS	40	2681	27	1546
481730 BOXES,POUCHES,PAPER STATIONERY	156	16645	390	7427
481810 TOILET PAPER	2409	73957	4234	50531
481820 HANDKERCHIEFS, TISSUES&TOWELS	6501	94545	2456	78277
481830 TABLE CLOTHS & SERVIETTES	6865	24166	3012	15593
481850 ARTICLES OF APPAREL&CLOTHING	344	2893	686	2172
481890 OTH ARTI LINEN,P&P GARMET/ASSE	1433	50579	753	32902
481910 CARTON,BOXE&CASES CORRU PAPE	45674	388034	28141	514224
481920 FOLD/CARTO/BOXE&CASE, NON-CURRU	5548	99982	10961	113997
481930 SACKS&BAGS WITH BASE 40CM/MORE	17921	58273	9722	34840
481940 OTH SACKS&BAGS,INCLUDING CONES	654	87674	632	77091
481950 OTH PACKING CONTAINERS/RE-SLEE	827	12743	7	19137
481960 BOX FILES, LETTER TRAYS, BOX, OFF	5573	44994	1938	36260
482010 REGISTERS, LETTER PADS, DIARIES	28088	127525	6009	75034
482020 EXERCISE BOOKS	2000	4036	253	5536
482030 BINDERS, FOLDERS&FILE COVERS	1701	34098	3217	24291
482040 MANIFOLD BUSINESS FORMS/CARBON	293	1431	431	2207
482050 ALBUMS FOR SAMPLES/COLLECTIONS	181	5375	423	4195
482090 OTH BOOK COVER,BLOTING PAD,NES	36739	351225	976	18777
482110 P&P.BOARD LABLES PRINTED ALL=K	27121	210314	16066	294453
482190 OTH,P&P/BOARD LABLES NOT PRINT	46789	421218	56723	853820
482210 BOBBINS, SPOOLS, CAPS , PULP.	1803	17341		12869
482290 OTHER,BOBINS,SPOOL,CAPS ETC.PA	7055	77711	7935	63559
482320 FILTER PAPER AND PAPERBOARD	17380	129569	3144	154350
482340 ROLLS,SHEETS AND DIALS,PRINTED	746	9516	649	10945
482361 TRAY,DISHES,PLATES,CUP,P&BORD		12		
482369 OTH TRAY,DISH,PLATE,CUP,P&BORD	16853	125858	12250	100612
482370 MOULDED/PRESSED ARTICL P-PULP	1924	16848	2968	19060
482390 OTH,ARTICLES OF PAPER PULP,CEL	28928	235984	30292	236464
490110 PRINTED BOOKS IN SINGLE SHEETS	4530	29142	10131	37400
490191 DICTIONARIES AND ENCYCLOPAEDIA	125	9304	22	22785
490199 OTHER,PRINTED BOOKS/BROCHURES	205820	2739579	209751	2560630
490210 NEWSPAPERS,JOURNAL 4-TIME/WEEK		10		2499

Contd.

10.11 Imports by Economic Categories (Detail)

(In Thousand Rupees)

Items	April, 2016	From July, 2015	April, 2015	From July, 2014
490290 OTHER NEWSPAPER, JOURNALS PERIO	6098	50167	4922	52936
490300 CHILDREN DRAWING/COLOUR BOOKS	3780	29341	1127	151225
490400 MUSIC, PRINTED IN MANUSCRIPT.		8		1
490510 GLOBES	19	491	8	822
490591 OTH PRNTD MATER BOOK FORM/ATLS		244	17	169
490599 OTH MAPS AND HYDROGRAPHIC/W-PA	280	1471		1364
490600 PLANS/DRAWINGS FOR ARCHITECTS	7924	67604	36988	293122
490700 BANKNOTE, CHEQUE, STAMP, BOND ETC	1602	192602	1247	8189728
490810 TRANSFERS, VITRIFIABLE.	71	1903	1010	6838
490890 OTH, TRANSFERS (DECALCOMANIAS)	11861	65548	7578	55268
490900 PRINTED/ILLUSTRATED POSTCARDS	3346	48787	5010	42718
491000 CALENDAR OF ANY KIND PRINTED.	21	20549	416	20132
491110 TRADE ADVERTISING MATERIAL.	22633	202479	29149	215316
491191 PICTURES, DESIGNS & PHOTOGRAPHS	1254	7703	1606	11436
500710 FABRICS OF NOIL SILK	111	2317		2042
500720 OTH FAB CON>80% WT OF SILK	201813	1796475	129754	1105768
511111 WOVEN FABRICS CARDED WOOL, 85%	893	73276		127315
511119 OTH WOVEN FABRICS CARDED WOOL	816	79810	1022	15290
511120 OTH MIXED MAN-MADE FILAMENTS				79
511130 OTH MIXED MAINLY/SOLELY M-MADE	200	605	114	371
511190 OTH WOVEN FAB CARDED WOL/HAIR	7290	107683	9882	62073
511211 WOVEN FAB. COMBED WOOL 85%/HAIR		36942		90344
511219 OTH WOVEN FAB COMBED WOOL 85%>	8	55089	1473	65930
511220 OTH WOVEN FAB. COM. WOLL MIX. MMF		40		329
511230 OTH WOV. FAB. COM. WOOL MIX. M/MSF	33	20622	75	74419
511290 OTH WOV. FAB. CARDE WOOL/FA-HAIR	248	15362		11458
520790 OTHER, COTTON YARN PUT UP SALE	284	4343		6491
520811 WOV FAB COT WT<100G/SQM UNBLEA		1199		215
520812 WOV FAB COT WT>100G/SQM UNBLEA	1492	8094		18286
520813 WOV FAB COT 3-4 THREAD TWIL UNBL	64	64		
520819 OTHER WOVEN COTTON FAB UN-BLH	7461	123250	296	11944
520821 WOV FAB COT WT<100G/SQM BLEACH	4471	17030		3542
520822 WOV FAB COT WT>100G/SQM BLEACH		620		
520823 WOV FAB COT 3/4 THRD TWIL BLEC	31	31		345
520829 OTH WOVEN FAB OF COTTON BLEACH	5025	22317	2747	4699
520831 WOV FAB COT WT 100G/SQM DYED	3934	13756	1081	16512
520832 WOV FAB COT WT>100G/SQM DYED	2341	28140		60477
520833 COTTON WOV FAB 3/4 THREAD DYED	20	180	474	474
520839 OTH COTON WOV FAB<2000/SQM DYE	1311	60461		23287
520841 WOV FAB COT WT 100G/SQM COLOUR	18	1774	231	5640
520842 COTON WOV FAB WT>100G/SQM COLO	16279	180580	15016	167125
520843 COTTON WOV FAB 3/4 THREAD TWIL	10	360		3132
520849 OTH WOV FAB WT 200G/SQM	14128	47714	1105	22502
520851 COTON WOV FAB 100G/SQM PRINTED	232457	746958	104134	886986
520852 COTON WOV FAB>100G/SQM PRINTED	3988	159060	2475	34533
520859 OTH COT WOV FAB 200G/SQM PRINT	4808	37976	2530	26625
520911 WOV FAB COT WT>200G/SQM UNBLAC		1466		86
520912 COTTON WOV FAB 3-4 THREAD UN-BL		135		
520919 OTH COT WOV FAB>200G/SQM UNBLE	28	2783		1460
520921 COTTON WOV FAB BLEACH>200G/SQM		83962	30667	157667
520929 OTH COT WOV FAB BLE W>200G/SQM	137	11757	112	1318
520931 COTTON WOV FAB DYED>200G/SQM		907		3451
520932 COTTON WOV FAB DYED 3-4 THREAD		2623		2609
520939 OTH COT WOV FAB DYED>200G/SQM	446	24699	15815	99915
520941 COT WOV FAB>200G/SQM 85% COT				3646
520942 COTTON WOV FAB DENIM>200G/SQM	45793	278558	47895	366640
520943 WOV FAB 3-4-THREAD TWILL>200G			13	170
520949 OTH WOV FAB CONT 85% COT/YARN	153	12296	7505	12849
520951 COTTON WOV FAB PRINTED>200GSQM		402		176
520952 WOV FAB 3-4-THREAD TWILL PRINT	407	407		63
520959 OTH WOV FAB PRINTED>200G/SQM	6817	19623	895	38959
521011 COT W-FAB MIX MMF W200G/SQMUNB	104	20284		79
521019 OTH W-FAB COT MIX MF200GSQM UB		13957		981
521021 W-FAB COT MIX-MMF WT 200G/SQM		14633		

Contd.

10.11 Imports by Economic Categories (Detail)

(In Thousand Rupees)

Items	April, 2016	From July, 2015	April, 2015	From July, 2014
521029		7526		43
521031	1711	6934		10617
521032				13103
521039	318	6559	307	8163
521041		27687		1500
521049	3886	23584	1695	3271
521051		4992		3036
521059	2773	58115	11463	115580
521111		187		
521112		31		
521119	13955	97181	12973	102682
521120		4387		3536
521131		13397		
521132	44	1761		10508
521139	9193	40615		10604
521141		303		
521142		49010	27969	159423
521143		54		
521149		12264		3423
521159	9521	32083	1163	7382
521211				83
521212	46	1232		
521213	10	12342	3135	9113
521214		550		
521215	216	12218		
521222		7122		6095
521223	3758	25503		15286
521224		2710		
530890		597		14
530911				2192
530919	813	51872		25104
530921		348		
530929	782	36767		2987
531090		204		
540600	6152	6338		85
540710	43369	284404	528	130799
540720	22764	201553	26998	226557
540730	199	199		
540741	1509	14843	113	12787
540742	226858	1917982	116829	1005606
540743		32464		28320
540744	19823	125383	6854	61159
540751	462925	2812165	75306	1113183
540752	805742	7802458	286123	5104479
540753	1333	12766		11142
540754	40070	388925	14159	188445
540761	81633	860263	60350	845160
540769	16241	282089	4962	179331
540771	167464	597789		7757
540772	107	39935		10009
540773		10098		6359
540774		19992		2205
540781	38	1630	77	1716
540782	3399	49082	4215	51087
540783		187101		242
540784	88601	253839	10791	97200
540791	517	558		834
540792	2026	15423		16043
540793		736		21296
540794	8712	165265	414	92821
540810	11	1217		38893
540821	19933	76241	3732	17215
540822	4462	5037		3117
540823		6103		5108

Contd.

10.11 Imports by Economic Categories (Detail)

(In Thousand Rupees)

Items	April, 2016	From July, 2015	April, 2015	From July, 2014
540824		9304		9823
540831			190	190
540832				632
551130			336	336
551211			113	34622
551219	2939	102058	201	129135
551229	682	6078		5184
551291				452
551299	65	2456		1607
551311		11042	6934	40210
551312		1		
551313		15		
551321		19574		33397
551323	962	2397		156
551329	800	15838	27	2612
551331		13925		22725
551339		257		1917
551341		5404		1062
551349	118	14977		2234
551419		1188		
551421		603	17	5838
551422	90	19316	1132	10726
551423		10268		886
551429		8391		10365
551430				1813
551441		358	736	3300
551443		3786		2417
551449	4633	45355	276	13422
551511	8402	102244		49037
551512		51740		231
551513				
551519	12660	105524	37720	232508
551521		5966		7110
551522				1370
551529		162		4359
551591			7404	106540
551599		1140		52
551611	6874	90773	13066	59753
551612	176782	5989823	103100	3588329
551613	12904	34884		
551614	385451	1855313	19344	2419287
551621				12906
551622		16244		307
551623		58343		14435
551624		177086		4439
551632	10875	86169	6970	9245
551634				409
551642	361	361		120
551643		468		
551644	339	9595	382	740
551691		468		
551692		8119	91	9194
551693			149	4429
560130	2750	46000	465	56996
560210	14680	70321	4220	108230
560221		449		1104
560229	78	512		344
560500	275675	3365406	160260	1835185
560900		18967	1432	27150
570110	18505	299278	24988	190369
570190	210	1241		2246
570210	1866	15112	3425	11062
570220		206		
570231		70		

Contd.

10.11 Imports by Economic Categories (Detail)

(In Thousand Rupees)

Items	April, 2016	From July, 2015	April, 2015	From July, 2014
570232 CARPET F/COV.P/LONS NOT TEXMAT	1977	4552	622	1712
570239 CARPETS ECT.AOT.MADE O/TEX MAT		91		230
570241 CARPET ETC.P/CONS.WOOL WOV.M/M	25	4608		39726
570242 CARPETS OTH.P/CONS.M/M/TEXT.	47522	415877	26014	216789
570249 CARPETS ETC.MADE OTH.TEX MATEL	77	2469		1195
570250 OTH CARPET NOT OF PILE CONSTRU		48		
570291 OTH CARPETS ETC.WOOL,F/AN/HAIR		4		
570292 CARPET ETC. MAN/M TEX MATERIAL		98		
570299 OTH CARPETS ETC.MADE O/TEX/MAT	112	832		392
570310 CARPET ETC WOOL/FINE ANIM HAIR	114	114		54
570320 CARPETS/TUFTED OF NYLON/POLYA	31379	195149	15521	135044
570330 CARPETS ETC.TUFT MAN/M TEX MAT	38185	361132	28848	354630
570390 CARPET/TUFT CARS/VEH O-TEX MAT	2356	18895	1708	5463
570410 TILES, < 0.3 SQM AREA.	183	8276	3928	10789
570490 OTH CARPETS ETC.FELT N/TUFTED	39972	697605	67373	518712
570500 OTH CARPETS&OTH FLOOR COVERING		2177		10317
580121 UNCUT WEFT PILE FAB.OF COTTON.		824		
580122 CUT CORDUROY, OF COTTON		11975		16396
580123 OTH WEFT PILE FAB.OF COTTON.		27		
580126 CHENILLE FABRICS, OF COTTON	60	44066		8170
580127 WARP PILE FABRICS OF COTTON		3404		2449
580131 UNCUT WEFT PILE FAB.M-MADE FIB		27832		
580132 CUT CORDUROY, MAN-MADE FIBRES.		10948		1205
580133 OTH WEFT PILE FAB.M/MADE FIBRE	1956	8618		54
580136 CHENILLE FAB. MAN-MADE FIBRES.		30310		10303
580137 WARP PILE FABRICS OF COTTON	742	2941		8854
580190 OTH PILE&CHENILLE FAB.TEX.MAT	21096	583171	1636	275063
580211 TERRY TOWEL&S/WOVEN TEYFAB.UBL				4
580219 OTH TERRY TOWEL/FABRICS,OF COT	45	1902	131	3676
580220 TERRY TOWEL/FABRICS, TEX.MAT		210	138	9356
580230 OTH TUFTED TEXTILE FABRIC		255		71
580300 GAUZE,OTHER THAN NARROW FABRIC		2		
580410 TULLES AND OTHER NET FABRICS	7639	15995		11742
580421 LACE MACHINE MADE,M-MADE FIBRE		23939	2287	53708
580429 OTH,LACE MACHINE MADE,OTH MAT.	50851	405338	25195	189059
580430 LACE HAND MADE	116	5596	50	10795
580610 WOV.PILE FAB.& CHENILLE FABRIC	679	972		1795
580620 OTH WOV. FAB. ELASTOMERIC YARN	3816	102335	7719	241624
580631 OTH NARROW WOV FAB, OF COTTON.	133	1448	158	1819
580632 OTH NARROW WOV FAB,M/MADE FIB.	47835	336551	27015	394701
580639 OTH,NARROW WOV.FAB,TEX.MAT	3106	17571	1220	116573
580640 OTH FABRICS,WARP W/OUT WEFTASM		1211		
580710 LABEL,BADGES ETC.TEXTMAT,NEMB	81236	724646	71427	828344
580790 OTH,LABELS,BADGES&ART.TEX/MAT	16000	317048	39941	714798
580810 BRAIDS IN THE PIECE		2633		7
580890 OTH,ORNAMENTAL TRIM,TASSEL ETC	94	36597	3797	49122
580900 WOV FAB.OF METAL TAREAD/YARN.		3287		217
581010 EMBROIDERY W/OUT VISIBLE GROND		10		65
581091 OTHER EMBROIDERY,OF COTTON	49	13024	898	1821
581092 OTH EMBROIDERY,M-MADE FIBRES	30444	31243	11058	12308
590190 OTH TRACING CLOTH,BUCKRAM ETC.	48734	445060	37576	383397
590210 TYRE CORD FAB HIT.YARN NYLPLMD	105981	1280364	133658	1205187
590220 TYRE CORD FAB H/T YARN POLYSTR	44585	263878	24074	227318
590390 OTH,TEX FAB IMP,LAM, PLASTIC.	144327	1396499	72533	699707
590410 LINOLEUM		1762		1287
590800 TEX WICKS,WOVEN,LAMP,LIGHTERS	672	1331	103	1181
590900 TEX HOUSE PIPING/TEX TUBING.	5485	101905	3104	72246
591190 OTH, TEX PRODUCTS/ ARTICLES,	24353	327454	14280	227818
600110 LONG PILE, FABRICS		12513	38	24283
600121 LOOPED PILE FABRICS,COTTON		447		635
600122 LOOPED PILE FAB,MAN-MADE FIBRE	3049	116647	2312	32278
600129 LOOPED PILE FAB,OTH TEX MAT.	21445	105846	3881	44737
600191 OTH PILE FAB,KNIT/CROCH,OF COT		116		8135
600192 OTH PILE FAB,KNIT/CROCH,M-MADE	316845	8132128	203210	4086996

Contd.

10.11 Imports by Economic Categories (Detail)

(In Thousand Rupees)

Items	April, 2016	From July, 2015	April, 2015	From July, 2014
600199 OTH PILE FAB,KNIT/CROCH,O/TXTM	834	36089	926	78086
600240 KNIT CROCH FAB<30CM,ELASTOME5%		10290		1207
600290 OTH,KNIT/CROC FAB<30CM,ELAST5%	2260	45809	918	16423
600310 KNIT/CRO FAB WOL/HAIR WD!>30CM	1089	1093		12
600320 KNIT/CRO COTTON WD !>30CM		1754		
600330 KNIT/CRO SYN-FIBRE WD !>30CM				3382
600390 OTH KNIT/CRO FAB WD !>30CM		1755		2507
600410 KNIT/CRO FAB WD>30CM ELASTYR5%	20912	156640	11768	97760
600490 OTH KNIT/CRO FAB WD>30CM ELAST	2032	51131	5534	41477
600521 WRAP KNIT FAB OF COT UNBL/BLEA	1559	9471		
600522 WRAP KNIT FAB OF COTTON DYED		7662		2130
600524 WRAP KNIT FAB PRINTED		98		
600531 WRAP KNIT FAB SYN.FIB UNBL/BLE		161904	16397	34813
600532 WRAP KNIT FAB SYN.FIBRE DYED	145819	1464979	63250	693870
600533 WRAP KNIT FAB SYN.FIB DIF COLO		71		5375
600534 WRAP KNIT FAB SYN.FIB PRINTED	3124	65591		24745
600542 WRAP KNIT FAB ART FIB DYED		11258		3692
600590 WRAP KNIT FAB O/TH H-6001-6004	9397	131198	3098	59566
600610 OTH KNIT/CRO FAB OF WOOL/HAIR		78		94
600621 OTH KNIT/CRO FAB COT UNBLE/BLE	695	695		
600622 OTH KNIT/CRO FAB COTTON DYED	5196	46594		60
600623 OTH KNIT/CRO FAB COTON COLOR		3265		11840
600624 OTH KNIT/CRO FAB COTON PRINTED		277		733
600631 OTH KNIT/CRO FAB SYN.FIB UNB/B	1359	15699		2107
600632 OTH KNIT/CRO FAB SYN.FIB DYED	304239	2188519	57781	1123871
600633 OTH KNIT/CRO FAB SYN.FIB COLOR		11275		10532
600634 OTH KNIT/CRO FAB SYN.FIB PRINT	996	28346	92	25873
600641 OTH KNIT/CRO FAB ART FIB UNB/B		510		
600642 OTH KNIT/CRO FAB ART FIB DYED		924	157	254
600643 OTH KNIT/CRO FAB ART FIB COLOR		319		
600644 OTH KNIT/CRO FAB ART FIB PRINT		1663		39
600690 OTH KNITTED CROACHED FABRICS	11785	256638	7623	196906
610120 MEN/BOYS OVERCOAT/SIM ARTICLE	224	1100		4852
610130 MEN/BOYS WIND JACKET/SIM ART.	83	3774		510
610190 OVERCOAT ETC.MEN OTH TEX KNIT.	149	83503	1893	37222
610210 APPAREL/CLOTH/ACCESSORIES,WOOL		2528		642
610220 APPAREL/CLOTH ACCES,OF COTTON,		159		75
610230 APPAREL/CLOTH ACCES,M-MADE FIB	145	537		94
610290 APPAREL/CLOTH OF TEX MATEL,	371	5012	61	3775
610310 SUITS MEN'S/ BOYS KNITTED/CROC	3653	47620	620	15174
610322 MEN/BOYS,ENSEMBLE,COTTON,KN/CR		1172		394
610323 MEN/BOYS,ENSEMBLE SYN/FIB,KNIT				567
610329 MEN/BOYS,ENSEMBLE OTH TEX MAT,	6	10290		6494
610331 JACKET/BLAZER MEN/BOY,WOOL F/H		7745		99
610332 JACKET/BLAZER MEN/BOY COT/KNY	176	3104		2381
610333 JACKET/BLAZER MEN/BOYS SYN FIB		3244		390
610339 JACKET/BLAZER MEN/BOYS OTH TEX	293	34116		18113
610342 TROUSERS,ETC.MEN/BOYS COT/KNIT	380	6842	89	1687
610343 TROUSERS, ETC.MEN/BOYS SYN FIB		611		671
610349 TROUSERS,ETC.MEN/BOYS TEX MAT	16046	37489	1357	6828
610413 WOMEN/GIRLS,SUITS SYN FIBLE.		118		8
610419 WOMEN/GIRLS,SUITS OTH TEX MAT	1491	7077		683
610422 WOMEN/GIRLS,ENSUMBLE,COTT/KNIT		159		101
610423 ENSEMBLES W/GRIL SYN KNIT/CROC		14221		25940
610429 WOMEN/GIRLS ENSEMBLE,TEX MAT	140	990	67	1027
610432 JACKET/BLAZER W/GIRL COT KN/CR	21	496	59	1489
610433 JACKE/BLAZER W/GIRL SYN KN/CR	8	1106		4324
610439 JACKE/BLAZ W/GIRL OTH TEX K/CR	2031	17255	352	9373
610442 DRESSES W/GIRL COTTON KNIT/CRO	11	10895	87	819
610443 DRESSES W/GIRL SYN FIB KNIT/CR	43	1839		38
610444 DRESSES W/GIRL ARTFIB KNIT/CR		272		
610449 DRES W/GIRL OTH TEX MAT KNT/CR	27	357		13
610452 SKIRTS/D-S W/GIRL COT KNIT/CRO	61	406		742
610453 SKIRTS/D-S W/GIRL SYN KNIT/CRO		70		581

Contd.

10.11 Imports by Economic Categories (Detail)

(In Thousand Rupees)

Items	April, 2016	From July, 2015	April, 2015	From July, 2014
610459	SKIRTS/D-S W/GIRL OTH TEX K/CR	45	703	485
610462	TROUSERS ETC OF COTTON KNI/CRO	945	8276	271
610463	TROUSERS ETC OF SYN FIB KNITED	334	3581	58
610469	TROUSERS ETC OF OTH TEX MAT KN	559	5269	50
610510	MEN/BOYS SHIRTS COTTON KNI/CRO	2964	30305	3262
610520	MEN/BOYS SHIRTS M-MAD FIB K/CR	842	17077	79
610590	MEN/BOYS SHIRTS O/TEXTILE K/CR	52263	205155	8725
610610	W/GIRL SHIR/BLOUSES COT KN/CRO	12002	68951	1057
610620	W/GIRL SHIR/BLO M/MADE FIB K/C	5	1291	
610690	W/GIRL SHIR/BLOU OTH TEXMATK/C	925	17681	479
610711	UNDERPANTS ETC M/BOY COT KN/CR	629	16880	107
610712	UNDERPANT ETC M/BOYS M/MAD FIB	34	565	
610719	UNDERPANT ETC M/BOYS OTH T/MAT	177	9631	545
610721	NIGHTSHIRTS&PYJAMAS OF COTTON	216	4391	341
610722	NIGHTSHIRTS&PYJAMAS M/MADE FIB	69	82	69
610729	NIGHTSHIRT/PYJAMAS OTH TEX MAT	44	2662	
610791	BATHROBES ETC OF COTTON M/BOYS	373	796	
610799	BATHROBE ETC OF OTH TEX KN/CRO	172	4676	
610811	WO/GIRL SLIP, PETTICOAT KNIT/CR		9412	
610819	SLIP PETTICOAT OTH TEX MATERIA		195	
610821	W/GIRL BRIE/PANTIES COT KN/CR	315	801	129
610822	W/GIRL BRIEF/PANTIES M/MAD FIB	8	727	137
610829	W/GIRL BRIEF/PANTIES OTH T/MAT	17	825	
610831	W/GIRL N-DRESS/PAJAMA COT KN/CR		2966	182
610832	W/GIRL N-DRESS/PAYJAMS M/M FIB		825	121
610839	W/GIRL N-DRESS/PAJAMAS TEX MAT	53	1060	127
610891	BATHROBE W/GRL COTTON KNIT/CRO	8	704	
610892	BATHROBE W/GRL MAN-MADE KN/CRO	19	528	
610899	BATHROBE W/GRL OTH TEX KNI/CRO	596	1996	
610910	T-SHIRT, SINGLET, VEST COT K/CR	6152	393662	11196
610990	T/SHIRT, OTH TXT KN/CR	32939	387026	15089
611011	JERSEY, PULOVER, CARDIGAN, WOLLEN		2458	51
611012	JERSEY, ETC. WOOL, KASHMIR GOAT		2422	
611019	OTH JERSEY PULOVER ETC. WOOLEN	8	12783	
611020	JERSEY, PULOVER ETC. OF COT K/C	225	40894	163
611030	JERSEY, PULOVER M/MADE FIB K/C	24	179580	
611090	JERSEY, ETC. OTH TEXT. MATERIAL	1182	273053	8266
611120	BABY GARMENT OF COTTON KNIT/CR	1360	20839	7159
611130	BABY GARMENT OF SYN FIB KNI/CR	4291	56709	2112
611190	BABY GARMENT OF OTH TEX KNI/CR	89272	743865	43705
611211	TRACK SUITS COTTON KNIT/CROCH	378	2165	
611212	TRACK SUITS SYB FIB KNIT/CROCH	166	265	
611219	TRACK SUITS OTH TEX MAT KNI/CR	320	1568	
611231	MEN/BOYS SWIMWEAR SYN FIB K/CR		48	
611239	MEN/BOYS SWIMWEAR OTH TEX K/CR	1399	2014	273
611241	WOM/GIRL SWIMWEAR SYN FIB K/CR	78	787	
611249	WOM/GIRL SWIMWEAR OTH TEX K/CR	268	1344	
611300	GARMENT MADE UP KNIT/CROCH FAB		179	36
611420	OTH GARMENT COTTON KNIT/CROCH	540	11272	377
611430	OTH GARMENT MAN-MADE FIB KN/CR	310	314	
611490	OTH GARMENT, OTH TEX MAT KN/CRO	6504	57540	5318
611510	GRADUATE COMPRESS HOSIERY	1876	251732	4097
611521	OTHER PANTY HOSE AND TIGHTS	88	2280	
611529	O-PANTY HOSE OTH-TEXTILE MATE	374	10534	119
611530	OTH-W-MEN FULL/KNEE LENG HOSIE	1025	142216	271
611594	OTH HOSIERY WOOL/FINE ANI HAIR	5	7	
611595	OTH HOSIERY OF COTTON	604	11610	635
611596	OTH HOSIERY OF SYNTHETIC FIBRE	6	834	
611599	OTH HOSIERY OF OTH TEX MATERIL	584	8618	337
611610	GLOV, MITTEN, ETC PCAS/RUBER K/C	328	5416	436
611691	GLOVE, MITT, MIT KN/CR WOL/HAIR	384	493	
611692	GLOVE, MITTENS ETC KN/CROC COTT	200	2053	31
611693	GLOVE, MITTENS ETC KNIT SYN FIB	47	7280	217
611699	GLOVE, MITTENS ETC KNIT TEX MAT	1115	9021	418

Contd.

10.11 Imports by Economic Categories (Detail)

(In Thousand Rupees)

Items	April, 2016	From July, 2015	April, 2015	From July, 2014
611710 SHAWL,SCARVE,MUFFLER,VEILS ETC	13551	129420	603	56780
611780 OTH MADE UP CLOTHING ACCESRIES	74	2056	58	6864
611790 PARTS OF GARMENT OR CLOTH ACSS	31	3614		2910
620111 MEN/BOYS OVERCOAT WOOL NOTKNIT		2128		493
620112 MEN/BOYS OVERCOAT COT NOT KN/C		156		1012
620113 OVERCOAT MAN-MADE FIB NOT KNIT		4430	71	170
620119 OVERCOAT SIM ART OTH TEX MATER	343	28422	724	61382
620191 OTH OUTER GARMENT WOOL MEN/BOY	10	63958		1150
620192 OTH OUTER GARMENT COT MEN/BOYS		1486		4138
620193 OTH OUTER GAR M/MADE FIB M/BOY		5288		13243
620199 OTH OUTER GAR OTH TEX MAT M/BY	910	10355		8459
620211 OVERCOAT ETC W/GRL WOOL N/KNIT		27		
620212 OVERCOAT ETC W/GRL COT N/KNIT		119		3512
620213 OVERCOAT ETC W/GRL M/MAD N/KNT		859		7704
620219 OVERCOAT ETC W/GRL O/TEX N/KNT	665	7460		17085
620291 SKI/JACKET W/GRL WOOL NOT KNIT	13	2252		
620292 SKI/JACKET W/GRL COT NOT KNIT	109	626		953
620293 SKI/JACKET W/GRL M/MADE N/KNIT	26	1639		1103
620299 SKI/JACKET W/GRL TEX MAT N/KNT	136	4037	35	6149
620311 SUIT MEN/BOYS OF WOOD NOT KNIT		5861		10024
620312 SUIT MEN/BOYS SYN FIB NOT KNIT	43	1300	124	776
620319 SUIT MEN/BOYS TEX MAT NOT KNIT	5387	55996	1834	81423
620322 ENSEMBLE MEN/BOY COT NOT KNIT	635	9392	34	7552
620323 ENSEMBLE MEN/BOY SYN FIB N/KNT		6934		937
620329 ENSEMBLE MEN/BOY OTH TEX N/KNT	59	103286	550	12342
620331 JACKET ETC MEN/BOY WOOL N/KNIT		2184		2518
620332 JACKET ETC MEN/BOY COT N/KNIT	1363	6348	70	3297
620333 JACKET ETC MEN/BOY SYN FIB N/K	625	17982	362	6425
620339 JACKET ETC MEN/BOY OTH TEX N/K	591	431602	3279	259067
620341 TROUSER,BIB,BRES ETC WOL M/BOY	545	30542	2222	17471
620342 OTH TROU BIB M/BOY COTT N/KNIT	4364	104231	8272	64750
620343 OTH TROU BIB M/BOY SYN N/KNIT	861	13122	638	10247
620349 OTH TROU BIB M/BOY TEXT N/KNIT	18474	319091	15343	292570
620411 SUIT WOMEN/GRL OF WOOL N/KNT				8
620412 SUIT WOMEN/GRL OF COT N/KNIT	4697	4877		945
620413 SUIT WOMEN/GRL OF SYN N/K		47		49
620419 SUIT WOMEN/GRL OF TEX MAT N/K	1772	13021	238	5799
620422 ENSEMBLE WOMEN OF COT N/KNIT		217	22	66
620423 ENSEMBLE WOMEN OF SYN FIB N/K		102		
620429 ENSEMBLE WOMEN OF TEX FIB N/K	8	2532		385
620432 JACKET W/GRL OF COT N/KNIT	29	144		1422
620433 JACKET W/GRL OF SYN FIB N/KNIT		52993		14893
620439 JACKET W/GRL OF TEX MAT N/KNIT	449	7308	50	5412
620442 DRESSES W/GRL COTTON NOT KNIT	1610	30148	1836	24970
620443 DRESSES W/GRL SYN FIB NOT KNIT		1519	268	418
620444 DRESSES W/GRL ART FIB NOT KNIT	2598	121355		14633
620449 DRESSES W/GRL TEX FIB NOT KNIT	965	2506	82	82565
620452 SKIRTS W/GRL COTTON NOT KNIT	69	1131	30	1373
620453 SKIRTS W/GRL SYN FIB NOT KNIT				6255
620459 SKIRTS W/GRL TEX FIB NOT/KN/CR	4	152	48	314
620462 TROUSER W/GRL COTTON NOT KNIT	24260	56040	1254	32448
620463 TROUSER W/GRL SYN FIB NOT KNIT	825	9308	35	60
620469 TROUSER W/GRL TEX MAT NOT KNIT	2882	27159	2030	24957
620520 SHIRTS MEN/BOYS OF COT N/KNIT	2246	96913	5041	67978
620530 SHIRTS MEN/BOYS OF M/MAD N/KNT	984	3618		3660
620590 SHIRTS MEN/BOYS OF TEX MAT N/K	3181	27565	1663	36928
620610 BLOUSES W/GRL SILK NOT KNITTED	994	2168		
620630 BLOUSES W/GRL COT NOT KNITTED	656	27965	1495	13830
620640 BLOUSES W/GRL M/MADE NOT KNIT	3856	23366	89	7559
620690 BLOUSES W/GRL TEX MAT NOT KNIT	1375	20057	1201	13818
620711 UNEDERPANT ETC MEN/BOY COTTON	34	1844	480	3589
620719 UNDERPANTS ETC MEN TEX MAT NK	137	280		2527
620721 NIGHTSHIRT/PYJAMA MEN COT N/K		114	83	334
620722 NIGHTSHIRT/PYJAMA MEN M/MAD NK		43		

Contd.

10.11 Imports by Economic Categories (Detail)

(In Thousand Rupees)

Items	April, 2016	From July, 2015	April, 2015	From July, 2014
620729 NIGHTSHIRT/PYJAMA MEN T/MAT NK	32	5379	234	13496
620791 BATHROB ETC MEN COTTON N/KNIT		14		12
620799 BATHROB ETC MEN TEX MAT N/KNIT	34	10924	124	4600
620811 SLIPS/PETTICOAT W/GRL COT N/NK		1756		
620819 SLIPS/PETTICOAT W/GRL T/MAT NK	763	1820	145	749
620821 NIGHTDRESS/PYJAMA WOMEN COT NK	16	674		2917
620822 NIGHTDRESS/PYJAMA WOMEN M/M NK		830	78	1120
620829 NIGHTDRESS/PYJAMA WOMEN T/M NK	649	21782	821	22587
620891 BATHROB ETC W/GRL COTTON N/NK	686	2773	226	1004
620892 BATHROB ETC W/GRL M/MAD FIB NK	167	340		1911
620899 BATHROB ETC W/GRL TEX MAT N/NK	227	9082	167	6456
620920 BABIES GARMENT ETC COT N/KNIT	145	6562	1561	15673
620930 BABIE GAR&CLOTH SYN FIB N/KNIT		1313	157	895
620990 BABIE GAR&CLOTH TEX MAT N/KNIT	14533	290802	38561	468193
621010 GAR MADE UP FAB H-56.02/56.03	35	11146	810	7679
621020 OTH GAR MEN/BOY H-6201-11,19	62	426		304
621040 OTH MEN/BOYS MADE UP FAB	124	2134		1937
621050 OTH MEN WOMEN/GIRL FAB N/KNIT	25	2628	516	2607
621111 SWIMWEAR MEN/BOYS NOT KNITTED		295		1157
621112 SWIMWEAR WOM/GIRL NOT KNITTED	9	214		
621120 SKI SUITS NOT KNIT/CROCHETED		130		97
621132 OTH GAR MEN/BOYS OF COTTON	1579	2232		1720
621133 OTH GAR MEN/BOYS OF M/MADE FIB	21	6170	653	3722
621139 OTH GAR MEN/BOYS OF TEX MATERI	2298	6537	1542	6477
621142 OTH GAR WOM/GIRL OF COTTON		920		2504
621143 OTH GAR WOM/GIRL OF M/MADE FIB	28	18261		1218
621149 OTH GAR WOM/GIRL OF TEX MATERI	749	6193	1438	7360
621210 BRASSIERES	19742	471845	39186	441373
621220 GIRDLES AND PANTY-GIRDLES	3167	49394	629	12376
621290 BRACES,SUSPENDERS,GARTER&PARTS	12973	120573	2196	28439
621320 HANDKERCHIEFS OF COTTON	1096	25532	2124	22429
621390 HANDKERCHIEFS OF OTH TEX MAT	4567	42057	2691	47645
621410 SHAWLS,SCARVES ETC & LIKE SILK	533	1923		1590
621420 SHAWLS,SCARVES ETC & LIKE WOOL		47180		14838
621430 SHAWL,SCARVE ETC&LIKE SYN FIB	40	15298	48	14188
621440 SHAWL,SCARVE ETC&LIKE ART MAT		1362		11240
621490 SHAWLS OF OTH TEX MATERIALS	8605	129875	4780	128772
621510 TIES,BOW TIES&CRAVATS OF SILK	1894	6082	705	3946
621520 TIES,BOW TIES&CRAVATS M/M FIB	212	2599	305	2186
621590 TIES,BOW TIES&CRAVATS TEX MAT	678	17439	560	9210
621600 GLOVES, MITTENS AND MITTS.	773	58328	1907	77634
621710 MADE UP CLOTHING ACCESSORIES	6246	70616	2884	82134
630110 ELECTRIC BLANKETS		216		276
630120 BLANKET/TRAVEL RUGS OF WOOL/H		105885		6404
630130 BLANKET/TRAVEL RUGS OF COTTON	69	3688		313
630140 BLANKET/TRAVEL RUGS OF SYN FIB	118755	3384819	116304	2646522
630190 BLANKET/TRAVEL RUGS OF TEX MAT	5873	123419	421	98834
630210 BED LINEN,KNITTED/CROCHETED	10684	131390	4903	81317
630221 OTH BED LINEN,PRINTED,N/KNIT		4		7017
630222 OTH BED LINEN,PRINTED M/MADE		13		1331
630229 OTH BED LINEN,PRINTED MILL-MAD		4032	14	1745
630231 OTH BED LINEN COTTON N/KNIT/CR	113	1248		13685
630232 OTH BED LINEN OF MAN-MADE FIB		28462		531
630239 BED LINEN OTH TEX MAT NOT KNIT	14679	265450	2025	28890
630240 TABLE LINEN KNITTED/CROCHETED		70		305
630251 TABLE LINEN OF COTTON KNITTED	1	173		491
630253 TABLE LINEN OF MAN-MADE FIBRES	86	228		
630259 TABLE LINEN OF OTH TEX MATERIA		1936		58
630260 TOILET & KITCHEN LINEN COTTON	446	4333	152	7764
630291 OTH TOILET/KITCHEN LINEN COTTN	5	1142	23	1148
630293 TOILET/KITCHEN LINEN M/MAD FIB		317		79
630299 TOILET/KITCHEN LINEN TEX MAT	294	3410	351	6476
630312 CURTAINS/BLINDS/VALANCE SYN FIB		208		565516
630319 CURTAINS/BLINDS/VALANCE TEXMAT	82	1770		980

Contd.

10.11 Imports by Economic Categories (Detail)

(In Thousand Rupees)

Items	April, 2016	From July, 2015	April, 2015	From July, 2014
630391 OTH CURTAN,BLIND,VALANC OF COT		600		176
630392 OTH CURTAINS/VALANCE OF SYN FIB	3314	63012	6929	42672
630399 OTH CURTAINS/VALANCE OF TEXMAT	615	10274	634	4679
630411 BED-SPREADS KNITTED/CROCHETED	337	3151		3599
630419 BED-SPREADS, OTHERS	147	10299		7100
630491 OTH FURNISHING ARTICLES KNITED	1158	14637	1665	21193
630492 OTH FURNISHING ARTICLE COT KNT		798		50
630493 OTH FURNISHING ARTICLE SYN FIB	329	676	791	1998
630499 OTH FURNISHING ARTICLES TEXMAT	1	2775		244
630510 SACK/BAGS OF JUTE OTH TEX FIB	9223	300880	29550	120248
630520 SACKS AND BAGS OF COTTON	384	646		726
630532 SACK/BAGS MAN-MADE TEX MATERIL	9108	35914	3090	55954
630533 SACK/BAGS OF POLYETHYLENE/PROP	6012	103717	4078	135244
630539 OTH SACK/BAGS MAN-MADE TEX MAT	25844	307336	12601	258521
630590 SACKS/BAGS OTH TEX MATERIAL		21972	63	22980
630612 TARPAULINS,AWNINGS ETC SYN FIB	15768	225079	2327	126288
630619 TARPAULINS,AWNINGS OF TEX MAT	261	31676	22	3437
630622 TENTS OF SYNTHETIC FIBRES	1365	357145	53	55738
630629 TENTS OF OTH TEX MATERIAL		752304	25	23931
630630 SAILS OF OTH TEXTILE MATERIAL				56
630690 OTH CAMPING GOODS OTH TEX NAT	21	636	423	19648
630710 FLOOR/DISH/CLEANING CLOTH ETC	5112	36947	3249	27323
630720 LIFE-JACKETS AND LIFE-BELTS	8703	40444	3699	21311
630790 OTH MADE UP ARTICLE DRESS PTN	32591	347792	19678	233310
631090 USED&NEW RAGS,SCRAP ETC TEXMAT	3624	70759	5974	48493
640110 FOOTWEAR INCORPORATPROTE M-TOE	7	386	758	1991
640192 OTH FOOTWEAR COVERING ANKLE		20		35
640199 OTH FOOTWEAR NES UPPER NOT FXD	595	1822		4963
640212 SPORTS FOOTWEAR,SKI-BOOT ETC		528		210
640219 OTH SPORTS F-WEAR SOLES RUB/PL	4707	134345	66	24660
640220 F-WEAR WITH UPPER STRAP ASSEMB	3248	28381		16225
640291 F/WEAR COV ANKLE SOLE/UPPERS		6206	43	2865
640299 OTH F/WEAR SOLE/UPPER RUB/PLAS	72396	643426	16590	135230
640312 SPORTS FOOTWEAR SKI/SNOWBOARD				1389
640319 OTHER; SPORTS FOOTWEAR	24081	567059	14120	535321
640320 FOOTWEAR OUTER SOLE OF LEATHER	4096	274021	3660	99710
640340 OTH FOOTWEAR WITH METLTOE CAP	12036	74535	9289	43657
640351 OTH FOOTWEAR SOLE COV ANKLE		4119		4840
640359 OTH FOOTWEAR OUTERSOLE LEATHE	5	11818		12703
640391 OTH F-WEAR OUTERSOLE COMP LEA	1161	27135	2189	79727
640399 OTH F-WEAR O/S RUB, PLAS, LEA	60199	642242	38667	959353
640411 SPORTS FOOTWAR SHOES RUB/PLAS	16029	510166	8247	432908
640419 OTH FOOTWEAR OUTER SOLE RUB/PL	186475	2830476	101767	2213343
640420 FOOTWEAR OUTERSOLE COMP LEATHR	573	12908	65	2427
640510 FOOTWEAR UPPER/COMP LEATHER	61775	1335316	49552	1982180
640520 FOOTWEARS UPPER TEX MATERIAL	54	6359	23	79218
650200 HAT-SHAPE,PLAITE LINED N/TRIM		8		27
650400 HATS&OTH HEADGEAR PLAITED	207	10037	16	2390
650500 OTH HATS AND HEADGEAR KNITTED	2026	34742	2091	21452
650610 SAFETY HEADGEAR	20281	301934	7257	200620
650691 OTH HEADGEAR RUBBER/PLASTICS	54	3917	153	2095
650699 OTH HEADGEAR OF OTH MATIRIALS	827	69209	17	6276
650700 HEADBAND LINING COVERHAT FOUN	1206	11241	141	8790
660110 GARDEN OR SIMILAR UMBRELLAS	3146	74387	8688	50576
660191 OTH UMB WITH TELESCOPIC SHAFT		1461		118
660199 OTH UMBRELA/SUN UMBRELLAS	5229	130519	6374	70435
660200 WALKING STICKS SEAT STICKS	682	4870		1701
660320 UMBRELLA FRAMES INCL F/MOUNTED		1557		716
660390 OTH PATS/FITTING UMBRELLAS		247	48	424
670100 SKINS AND OTH PARTS OF BIRDS			50	63
670210 ARTICLE MADE ARTIFICIAL FLOWER	5575	74703	2594	26241
670290 ARTIFICIAL FLOWER,FOLIAG O/MAT	13102	258733	8119	171402
670300 HUMAN HAIR DRESSED THINNED BLE		457		11
670411 COMPLETE WIG OF SYN.TEXT MAT.	43	1453		161

Contd.

10.11 Imports by Economic Categories (Detail)

(In Thousand Rupees)

Items	April, 2016	From July, 2015	April, 2015	From July, 2014
670419 OTH BEARD, EYE BROW SYN.TEX MA	122	3497		2902
670420 WIGS,BEARDS OF HUMAN HAIR	35	178	19	180
691090 OTH CERAMIC SINKS WASHBASIN PE	773	6948	42	18751
691110 TABLEWARE & KITCHENWARE	128271	1743878	66533	1446224
691190 OTH HOUSEHOLD ARTICLES OF PORN	7594	313114	8706	240606
691200 CERAMIC TABLEWEAR KITCHENWEAR	1592	107748	1761	67972
691310 STATUT ORNAMENT PORCELAIN CHI	286	5756	1026	2892
700992 FRAMED GLASS MIRRORS	10069	86628	6401	78113
701010 AMPOULES	19589	221936	32407	243542
701020 STOPPERS,LIDS AND OTH CLOSURES	3239	38151	6158	34944
701190 OTHER, GLASS ENVELOPES	71	1415	2	2079
701310 INDOOR D?COR OF GLASS CERAMICS	1805	48352	6361	74910
701322 STEMWARE DRIN GLA LEAD CRYSTAL	249	337		4
701328 OTH STEMWARE DRINKING GLASS	3462	39054	2584	28840
701333 O-DRINKING GLASS LEAD CRYSTAL		811	3	365
701337 OTH DRINKING GLASS O/T GL-CEMI	8070	66229	30730	90277
701341 G-WARE TABLE,KICH LEAD CRYSTAL		4	1	146
701342 G-WARE LINEAR C-EXPENSION-5x10				1048
701349 O-GL-WARE L-C-EX=5x10 T,0-300C	151347	1398173	46718	507239
701391 OTH GLASS-WARE OF LEAD CRYSTAL		1124	59	4462
701590 OTH CLOCK/WATCH/NON-CORRETVE	347	1217	57	1337
701690 OTH PAVING BLOCKS/SLABS/BRICKS	2011	16389	167	10788
701710 LAB HYG/PHAR GL-WARE W/N GRADU	3884	44198	1420	43633
701720 LAB HYG/PHAR GLASSWARE L/C=10K	454	3074	591	5295
701790 OTH LAB GLASSWARE ETC N.S.	9223	77656	4146	70690
701810 GLASS BEADS, S/PERAL/PRE-STON	46619	699130	22803	651130
701820 GLASS MICROSPHERRES=1MM DIA	5596	92831	15587	62351
701939 OTH WEBS,MATTRESSES,BOARD ETC	86232	661098	58287	609365
701940 WOVEN FABRICS OF ROVINGS	3126	18377	157	8131
701951 OTH WOVEN FABRICS WIDTH=30 CM	748	5937	285	7071
701952 OTH WOV FAB WID<30CM WT<250G/M		11		3271
701990 OTH ARTICLES OF GLASS FIBRES.	53726	422330	24556	227949
711299 OTH WASTE/SCRAP PRECIOUS METAL	1901	18860	5251	5313
711311 ARTICLE OF JEWELLERY OF SILVER		142		305
711319 ART OF JEWEL OF OTH PRE METAL	4296	29535	79	40756
711320 ART(JEWELRY)BASE MTL-CLD P-MTL		3		415
711411 ART OF SILVER WARES W/N PLATED				839
711419 ART OF PRE METALS W/N PLAT		995		353
711510 CATALYST INFORM WIRE/GRIL PLAT		117631		82850
711590 OTH ART PREMET/MET CLAD P/MTL	10948	45845	9858	52873
711610 ART NATURAL/CULTURED PEARLS		86		7
711620 ART PRECIOUS/SEMI-PRE STONES		58		426
711711 CUFF-LINKS/STUDS-BASE METAL	724	9499	430	9499
711719 OTH IMITATION JEWELLERY B/METL	94918	815697	44447	499368
711790 OTH IMITATION JEWEL B/METL,N.S	18841	245078	13209	312606
731829 OTH COACH SCREW,BOLTS,NUT I/S	12954	160053	32502	163693
731940 SAFETY PINS & OTHER PINS	3337	27373	2558	35833
732090 OTHER,SPRING OF IRON AND STEEL	25866	246794	34825	319481
732111 COOKING APPLI&PLATE WARMER GAS	9354	242794	15041	200123
732112 COOK APPLI/PLAT WARMER LIQ FUL	4	26		543
732119 O-COKING APPLI INCL SOLID FUEL	3334	44235	145	35618
732181 OTH APPLI FOR GAS & OTH FUELS	1	7719		10184
732182 OTH APPLI FOR LIQUID FUEL	322	8005		9069
732189 OTH APPL INCL APPLI SOLID FUEL		1414		3999
732290 OTH AIR HEATER&HOT AIR DUSTRBU	580	72588	3975	163245
732310 IRON/STEEL WOOL,POT SCROEL ETC	14345	208152	12970	204023
732391 OTH BUCKETS OF CAST IRON ENAMA	21	1588	30	2834
732392 OTH H-HOLD ART CASTIRON ENAMA	804	4113		1763
732393 OTH DOMESTIC UTEM SILS STA-STEL	2028	45053	2597	48666
732394 OTH DOMESTIC UTENSIL IRON/STEL	33864	259223	19052	163922
732399 OTH H-HOLD ARTCL, PART THEREOF	70527	554185	40993	489095
732410 SINK&WASH BASIN STAINLESS STEL	2259	51356	2148	38679
732421 BATH TUBS CASTIRON W/N ENAMEL	618	7129	178	5841
732429 OTH BATH,SINK,W-BASIN ENA IRON	8092	87397	1541	81013

Contd.

10.11 Imports by Economic Categories (Detail)

(In Thousand Rupees)

Items	April, 2016	From July, 2015	April, 2015	From July, 2014
741539	518	56178	6017	79477
741810	45	972		3618
741820	111	4223	37	3294
741910	209	209		
741991		1000	11	1079
750720	9604	35313	10520	17592
750810				1138
761490	67	2472639	1307	420040
761510	6385	55467	8057	57506
761520	808	1597	26	958
761610	2973	16757	692	8141
761691	2151	13806	1988	12868
780420		127		247
790500	409	409		
800300		2194		135
810194		200		173
810197		181		
810295	984	984		1584
820900	12258	94111	11829	73062
821000	1540	31425	2684	16819
821110	296	1235	721	1698
821191	651	15054	78	15935
821192	2885	35452	2627	26104
821193	247	2289	495	2540
821194	202	11658	150	6346
821195	68	529		978
821210	75676	660407	61668	826041
821220	73592	375440	30442	231006
821290	4146	26968	283	17614
821300	5017	28707	2767	29774
821410	16538	145757	12454	115491
821420	1119	30801	2554	36859
821490	2441	55533	2345	31647
821510	196	3544		363
821520	3375	17360	580	16558
821591		3		36
821599	8197	65959	3119	44109
830110	17534	743299	54798	505409
830120	8235	82950	1259	36181
830130	14763	472364	22813	559688
830140	33615	515171	14824	340685
830150		1069	4	1334
830160	5514	62161	700	22086
830170	1230	15527	1470	13736
830210	20627	319428	10633	253648
830220	14467	116825	6746	51637
830230	709	5594	227	4331
830241	16932	42890	2681	12287
830242	69152	487739	25869	372404
830249	23529	282750	13576	156653
830250	3462	21706	1043	40151
830300	191	19546	3083	28348
830400	803	7679	1591	8531
830510	536	7944	156	11657
830520	6664	139170	5733	93386
830590	8618	71998	2550	49298
830610	812	8980	172	7802
830621		64		27
830629	2570	23593	632	10444
830630	67	2403	2	1538
830710	28322	187454	6726	110462
830790	10482	248178	8385	158867
830810	16222	171004	27305	217601
830820	38282	338834	49424	419435

Contd.

10.11 Imports by Economic Categories (Detail)

(In Thousand Rupees)

Items	April, 2016	From July, 2015	April, 2015	From July, 2014
830890 OTH ARTICLES B/METAL INC/PARTS	33759	319024	14325	335852
830910 CROWN CORKS OF BASE METAL	87	31639	2450	17699
830990 OTH;SCREW CAPS POURING STOPERS	68570	501506	64488	501383
831000 SIGN-NAME PLATE,ETC.BASE METAL	1803	9969	1311	70566
831110 COATED ELECTRODE OF BASE METAL	205110	1078829	41379	661216
831120 CORED WIRE OF BASE METAL,	13359	60446	1996	32879
831130 COATED RODS&CORED WIRE,B/METAL	11367	129746	8716	114901
851290 PARTS OF THE HEADING NO.85.12	1432	18873	1793	273894
852290 OTH T/COM EQ/AC HD 85.19-85.21	8812	57959	4964	90437
852321 CARDS INCORPORAING MAG STRIPE	11319	242171	40688	126859
852329 MAGNETIC DISCS	708	29729	2131	42011
852341 OTHER OPTICAL MEDIA UNRECORDED	2042	88078	1284	423641
852349 OTHER OPTICAL MEDIA	53801	3493796	315493	3102875
852351 SOLID STATE NON-VOLATILE STORA	18550	291814	8716	227988
852352 SMART CARDS SEMICONDUCT MEDIA	166497	3303127	194910	2273211
852359 PROXIMITY CARDS AND TAGS	19782	164072	10530	213746
870990 PARTS,H-NO.87.09 OF WORK TRUCK	46	17398	81	3743
871499 OTHER,PARTS AND ACCESSORIES	13724	156933	5681	118215
880390 OTH PARTS OF H-88.01 OR 88.02	410956	3542963	465981	2991400
902000 OTH BREATHING APP & GAS MASK,	12784	185393	8528	117821
902110 ORTHOPAEDIC/FRACTURE APPLIANCE	12454	41837	3644	34469
902121 ARTIFICIAL TEETH	64	972		1103
902129 OTHER; DENTAL FITTINGS	410	18852	1908	18950
902131 ARTIFICIAL JOINTS	29921	355831	11382	249205
902139 OTH ARTIFICIAL PARTS OF BODY	167500	1676195	281201	2001289
902140 HEARING AIDS,EXCL PART/ACCESSO	11809	60260	5217	68489
902150 PACEMAKER STIMULAT HEART MUSCL	31155	319603	32696	233921
903300 PARTS& ACCE OF HEARING AIDS	50119	235204	24757	226078
910111 WRIST WATCH,ELE OPE,MECH DISPL	4	1840	9	3680
910119 O-W-WATCH ELECTRICALLY OPERATED	1548	23713	8612	141213
910121 O-WRIS-WATCH,AUTOMATIC WINDING	16	16		
910129 O-W-WATCH,W/N INCO.STOP WATCH		2714	63	888
910191 OTH. POCKET-WATCH ELE OPERATED	37	67		
910199 O-WATCHES INCL STOP WATCHES	323	4558	43	1548
910211 W-WATCH,MACH DISPL O/TH H-9101	206	40410	7338	31060
910212 W-WATCH,OPTO ELECTRONIC DISPLY		110		
910219 O-W-WATCH W/N INCOR STOP WATCH	14221	181815	3979	127643
910221 W-WATCH,AUTO-WIND O/T H-9101		137628	768	3422
910229 O-W-WATCH O/THAN H-9101	326287	1813528	73655	821673
910299 O-POCKET/STOP WATCH O/T H-9101	10293	50829	95	78963
910310 CLOCK WATCH MOVE ELECT OPERATD	36	1173		
910390 OTH,CLOCKS WATCH MOV EX.91.04	567	1049	394	3039
910400 INS PANEL CLOCK-AIR&SPACECRAFT	26	38		356
910511 ALARAM CLOCK,ELECTRICALLY OPE.	951	10304	512	8460
910519 OTHER, ALARAM CLOCK	2319	11711	1183	20538
910521 WALL CLOCK,ELECTRICALLY OPERAT	2084	32783	1667	11933
910529 OTHER WALL CLOCKS	4356	49197	6325	40938
910591 OTH,CLOCK ELECTRICALLY OPERATD	18	4835	50	4874
910599 OTHER CLOCKS	631	6471	88	4955
910610 TIME-REGISTER,TIME RECORDERS	463	3557	72	7338
910690 OTH,TIME OR DAY RECORDING APPA	3229	37224	3748	24048
910700 TIME SWITCHES WITH CLOCK/WATCH	5180	104865	6907	81194
910811 WATCH MOVE ELEC.OPE MACH DISPL		154	98	1835
910812 WATCH OPTO-ELECTRONIC DISPLAY		129		21
910819 OTH,WATCH MOVE ELECT.OPERATED		557	96	1315
910890 OTH,WATCH MOVE COMPLETE ASSEMB	49	944	662	1393
910910 ELE OPER.CLOCK MOVE COMP/ASSEM		111		270
910990 OTH CLOCK MOVEMENT COMP&ASSEMB	587	12155	253	9201
911011 COMP MOVE,UNASSEMBLED WATCH		8234	555	6070
911012 INCOM MOVE,ASSEMBLED OF WATCH		14		
911019 ROUGH MOVEMENTS,OF WATCHES				61
911090 OTH,COMP MOVE WATCH/CLOCK UN-A	56	2114	5	4154
911120 WATCH CASES BASE METAL,W/N G/S		323		
911180 OTHER;WATCH CASES	8	4004	16	3296

Contd.

10.11 Imports by Economic Categories (Detail)

(In Thousand Rupees)

Items	April, 2016	From July, 2015	April, 2015	From July, 2014
911190 PARTS OF WATCH CASES	966	14993	2274	26621
911220 CLOCK CASE&CASE OF SIMIL GOODS	20	2388	340	7040
911290 PART OF CLOCK CASE/SIMILR CASE	71	1443	37	3509
911320 WATCH STRAPS,BAND OF BASE METL		569	2	372
911390 OTH,WATCH STRAPS,BANDS PART	697	6667	241	8219
911430 DIALS		689	28	395
911490 OTH;CLOCKS OR WATCH PARTS,N.S.	1336	14276	937	12952
920110 UPRIGHT PIANOS		86		
920120 GRAND PIANOS				57
920190 OTH,HARPSICHORD KEYBOARD STRIN	35	1196	142	245
920210 OTH STRING PLAYED WITH A BOW		584	51	166
920290 OTH,STRING MUSICAL INSTRUMENTS	1614	6658		5228
920510 BRASS-WIND INSTRUMENTS		909		36
920590 OTH,WIND MISICAL INSTRUMENTS,NS			37	91
920600 PERCUSSION MUSICAL INSTRUMENTS		865		622
920710 KEYBOARD INS,O/THN ACCORDIONS	32	62		686
920790 OTH,MUSICAL INSTRUMENTS	226	5214	285	2739
920810 MUSICAL BOXES	412	2446	88	2592
920890 OTH;MECHANICAL STRET ORGAN,INS	4784	21276	2492	20675
920930 MUSICAL INSTRUMENT STRINGS	124	141	11	50
920991 OTH PARTS & ACCE FOR PIANOS.		60		
920992 PARTS&ACCE MUSICAL INS H-92.02	390	2199		428
920999 OTH;PARTS&ACCE(CARDS,DISCS)		534	13397	13541
930110 ARTILERY WEAPONS(GUNS/MORTAR)				2132
930120 GRENADE/ROCKET LAUNCHERS				56023
930190 OTHER MILITARY WAPONS	13693	101586		781298
930200 REVOLVERS PISTOLS,O/TH93.3.04	3832	256283	71469	706764
930310 MUZZLE-LOADING FIREARMS		5397	444	444
930320 OTH,SPORTING,HUNTING SHOTGUNS		9161	7852	83935
930330 OTH,SPORT,HUNTING,SHOTING RIFL		34023		7584
930390 OTH;FIREARMS,DEVIC OPE FIR EXP		1160		30760
930400 OTH,ARMS OF HEADING NO.93.07	261	23285	1693	13935
930510 PARTS ACCE OF REVOLVERS,PISTOL		1558		845
930520 PARTS&ACC.SHOTGUNS/RIFL.H-9303		342		19611
930599 OTH PART&ACCE.ARTILERY H93.01		296		
930621 SHORTGUN CARTRIDGES		81269	1100	50315
930629 OTH,PARTS OF SHORTGUNS CARTRIG	38	4184		
930630 OTH,CARTRIDG & PARTS THEREOF.	457	59377	8840	147892
930690 OTH;AMMUNITION OF WAR & PARTS.				103
930700 SWORDS,CUTLASSES,BAYONETS,LANC		105		171
940110 SEATS OF A KIND USED,AIRCRAFT.	2415	13948	1029	27026
940120 SEATS FOR MOTOR VEHICLES.	4123	38187	1305	18291
940130 SWIVEL SEATS VARIABLE HEIGHT.	16608	156962	6801	111015
940140 SEATS O/THN GARDEN SEATS,CAMP	1402	19799	141	12118
940151 SEATS OF CANE,OSIER,BAMBOO.	263	1445		2862
940159 OTH SEATS AND PARTS THEREOF	1767	5951	275	2751
940161 OT,SEATS UPHOLSTERED WOOD FRAM	1154	20696	95	12528
940169 OTHER SEATS,WITH WOODEN FRAMES	4430	39408		12656
940171 OT-SEATS UPHOLSTERED METALFRAM	8032	89676	3352	57179
940179 OTHER SEATS;WITH METAL FRAMES	28117	212823	15678	136788
940180 OTHER SEATS WITH METSL FRAMES	12869	147810	5653	150689
940190 PART OF THE SEATS OF H-94.01.	177231	1390413	146494	1341403
940310 METAL FURNITURE USED IN OFFICE	10143	31966	680	52272
940320 OTH,METAL FURNITURE O/THN OFFI	5917	271215	5556	118210
940330 WOODEN FURNITURE-OFFICE USE	36599	140292	5249	82654
940340 WOODEN FURNITURE-KITCHEN UES	3763	73380	4553	48352
940350 WOODEN FURNITURE FOR BEDROOMS	31352	283812	10857	215878
940360 OTHER WOODEN FURNITURE	19670	120988	8441	178670
940370 FURNITURE OF PLASTICS	6358	55304	4074	56239
940381 FURNITURE OF OTHER MATERIAL	84	1733		301
940389 OTHER FURNITURE OF CANE, OSIER	2341	65750	571	57335
940390 PARTS FURNITURE H -NO.94.03.	12381	82558	802	51700
940410 MATTRESS SUPPORTS		4408	25	4613
940421 MATTRESS CELLU RUBBER/PLSTIC	2	3684	209	1590

Contd.

10.11 Imports by Economic Categories (Detail)

(In Thousand Rupees)

Items	April, 2016	From July, 2015	April, 2015	From July, 2014
940429 MATTRESS OF OTHER MATERIALS	220	10185	553	5177
940430 SLEEPING BAGS	86	5781	17	286
940490 OTH,ARTI BEDDING&SIMI FURNISH.	5059	60122	1861	42552
940510 CHANDELIERS & OTH ELE CEILING.	169909	2906024	75273	1368164
940520 ELECTRIC TABLES,DESK,BEDSIDE	6350	70461	3180	60666
940530 LIGHTING SETS CHRISTMASTREES	11879	300281	894	123936
940540 OTH ELE LAMPS,LIGHTING FITTING	178394	1510039	44451	1325130
940550 NON-ELE LAMPS LIHTING FITTING.	789	6173	220	16576
940592 PARTS OF PLASTIC H-94.05,N.E.S	2736	9519	362	4208
940600 PREFABRICATED BUILDINGS.	228213	2144461	208110	2221481
950300 TRICYCLES,SCOOTERS,PADAL CARS	442882	3671529	299959	3277463
950420 ARTI&ACCE, BILLIARDS ALL KIND	3391	22826	2800	26826
950430 OTH GAMES OPERATED BY COIN	6832	80540	10638	73173
950440 PLAYING CARDS	7218	51646	3817	51543
950450 VIDEO GAMES CONSOLES&MACHINES	293	2160		745
950490 OTH;ARTICLES FOR FUNFAIR,TABLE	3541	31238	4616	40017
950510 ARTI FOR CHRISTMAS FESTIVITES.	24	13266	72	5288
950590 OTHER ENTERTAINMENT ARTICLES	33439	286175	10141	170421
950611 SNOW SKIS		53		
950612 SKI-FASTENINGS(SKI-BINDINGS)		107		20
950619 OTH;SNOW SKI EQUIPMENT.		8821	118	520
950629 OTH;WATER SKI,SURF BOARD W-SPO	8716	74869	706	5850
950631 GOLF CLUBS COMPLE/OTH GOLF EQU	32	1466	42	997
950632 GOLF BALLS	807	3853	192	4003
950639 OTHER;GOLF EQUIPMENTS	105	7593	108	6845
950640 ARTI,EQUIP FOR TABLE-TENNIS.	438	9866	189	7427
950651 LAWN-TENNIS RACKETS,W/N STRUNG	43	3602		3360
950659 OTH; BADMINTON,SIMILAR RACKET	12377	146559	3664	94281
950661 LAWN TENNIS BALLS	11048	101090	11180	126598
950662 INFLATABLE BALLS	761	15091	1690	25918
950669 OTH BALL O/THN GOLF,T-TEN BALL	7514	43745	3124	34216
950670 ICE SKATES,ROLLER INCL SKABOOT	1669	11976	307	4981
950691 EQUIP. FOR OTHER PHY EXERCISE	70140	742121	75636	747819
950699 OTHER;SPORTS GOODS N.E.S.	24458	183642	22077	237666
950710 FISHING RODS	134	3580		580
950720 FISH -HOOKS,W/N SNELLED	58	3139	250	4889
950730 FISHING REELS		296	21	184
950790 OTH LINE FISHING TACKLE NETS	239	3667		954
950810 TRAVELLING CIRCUSES/MENAGERIES	3	36635	260151	559945
950890 SWINGS,SHOOTING GALLERIES ETC.	14129	221992	12824	115433
960110 WORKED IVORY,ARTICLES OF IVORY				513
960190 OTH,ANIMAL CARVING MATERIL,ART	28	460		269
960200 WORKED VEGE,MINERAL MATERIAL	106626	3716017	161545	6276924
960310 BROOM,BRUSHE,CONS TWIN,VEG-MAT	4037	18356	2702	10822
960321 TOOTH BRUSHE,INCL DENT-PLA BRU	36949	400845	54926	433100
960329 OTH;SHAVING,HAIR,NAIL BRUSHES.	3594	58123	2245	56828
960330 ARTST,WRITING,SIMILAR BRUSHES	488	15227	1639	18250
960340 PAINT,DISTEPER,VARNISH BRUSHES	1471	21030	363	19154
960350 OTH BRUSHES CONSTI PART MACHIN	7263	43698	2768	35322
960390 OTH;HAND OPE MECHANICAL F-SWEPR	27250	289023	15835	248454
960400 HAND SIEVES AND HAND RIDDLES.		233		795
960500 TRAVEL SETS FOR PERSONALTOILE.	543	3936		978
960610 PRESS-FASTENERS,SNAP-FASTENER.	13078	180257	13460	159767
960621 BUTTON OF PLASTICS,NOT COVERED	44640	457570	7577	297400
960622 BUTON OF BASE METAL,COVER TXT	14697	206179	18020	283903
960629 OTHER BUTTONS	34460	338608	26033	669206
960630 BUTTON MOULD,PART,BUTTON BLANK	2	242	134	2810
960711 SLIDE FASTENER FIT CHAIN SCOP.	13867	229884	10681	291705
960719 OTHER;SLIDE FASTENERS	64221	867811	15567	1325298
960720 PARTS; SLIDE FASTENERS	26449	136618	9598	212091
960810 BALL POINT PENS	11191	134036	13730	136802
960820 FELT TIPPED.PORUS TIPPED PEN	24539	242802	10109	160577
960830 FOUNTAIN PEN,STYLOGRADH PEN	3840	59315	1007	68517
960840 PROPELLING OR SLIDING PENCILS	25	425		1218

Contd.

10.11 Imports by Economic Categories (Detail)

(In Thousand Rupees)

Items	April, 2016	From July, 2015	April, 2015	From July, 2014
960850 SETS OF ARTICLS FROM TWO FOR-H	699	6619	445	4302
960860 REFILLS FOR BALL POINT PEN.	12826	169469	19844	122685
960891 PEN NIBS AND NIB POINTS	51414	365160	28105	236038
960899 OTH;PEN,PENCIL,SIMILAR HOLDER	19712	257281	26354	236168
960910 PENCILS&CRAYON W-LEADS ENCASD.	142932	1209337	117324	1048909
960920 PENCIL LEADS,BLACK OR COLOURED	18300	233603	673	211334
960990 OTH;PENCIL,DRAWING CHARCOALS.	6814	90750	3634	92501
961000 SLATES&BOARDS,WRITNG/DRAWIN	5139	26024	1247	14668
961100 DATE,SEALING OR NUMBERING STAM	1834	12371	1154	14010
961210 TYPEWRITER OR SIMILAR RIBBONS	12379	114932	17191	106685
961220 INK-PADS	223	1070	11	970
961310 POCKET LIGHTERS,GAS FUELLED	3817	157600	36517	110776
961320 POCKET LIGH,GAS FUELL,REFILLAB	3701	45737		10058
961380 OTHER LIGHTERS	2036	18407	2095	29048
961390 PARTS OF CIGARETTE LIGHTERS	65	302	30	603
961400 SMOKING PIPE&CIGAR OR CIG.HOLD	1251	10197	199	7784
961511 COMBS,HAIR-SLIDES,OF HARD RBER	4877	36420	1928	18719
961519 OTH;HAIRPINS,CURLING PINS,LIKE	5159	35712	1626	23295
961590 OTH;COMES HAIR-SLIDES,LIKE,PAR	49575	444295	30473	391220
961610 SCENT SPRAY SIMI TOILET SPRAY	8092	100980	10264	119404
961620 POWDER-PUFFS&PADS FOR APPLICA	1292	13419	710	9339
961700 VACCUM FLASKS&OTH VACUM VESS	35472	564771	23295	469612
961800 TAILORS,DUMMIERS&OTH LAY FING.	2838	46964	2772	48755
970110 PAINTING,DRAWING,PASTELS.	8	1124		5601
970190 OTH COLLAGES&SIMI DECORATIVE	558	13753	257	9045
970200 ORIGINAL ENGRAVINGS,PRINTS.				157
970300 ORIGINAL SCULPTURES&STATUARY	2100	6024	1955	14087
970400 POSTAGE&REVENUE STAMPS,ST-POS	4	153		
970500 COLLECTIONS&COLLECTORS, PIECS.	95	5153		309
990900 TRANSACTIONS LESS THAN RS.1000	6806	32991	2273	15067
991000 SAMPLES HAVING NO-COMMER VALUE	2192056	7676280	118301	579146
2. RAW MATERIAL TOTAL (A + B)	191095761	1868173579	215561797*	2142430919
A. CONSUMER GOODS TOTAL	154855928	1529945563	184175208*	1827299678
50400 GUTS,BLADERS,STOMACH OF ANIMAL	888	11017	2961	12632
50510 FEATHER,USED FOR STUFFING;DOWN		135		311
50590 OTH SKINS AND PARTS OF BIRDS	30166	258724	20103	193716
50610 OSSEIN,BONES TREATED WITH ACID	1858	12200	2314	26867
50690 OTH POWDER & WASTE OF BONES	623	17360	846	6801
50790 OTH TORTOISE-SHELL WHALEBONE		1869		2462
50800 CORAL&SIMILAR MATERIAL/POWDER	272	1629	311	2737
51000 AMBERGRIS,CASTOREUM CIVET,MUSK		398		658
51110 BOVINE SEMEN	368	49093	6385	92758
51191 PRODUCTS OF FISH, CRUSTACEANS	385	1969		191
51199 OTH ANIMAL PRODUCTS NOT ELSWHE	93	527		392
60110 BULBS TUBERS,TUBEROU,ROOT,ETC	2299	86718	235	51271
60120 BULB TUBERS,ROOTS,CHICORY PLAN	418	1126		
60210 UN-ROOTED CUTTING AND SLIPS	155	806	359	1226
60220 TREES,SHRUBS,BUSHES,GRAFTED	122	1628		
60240 ROSES,GRAFTED OR NOT		202		
60290 OTHER LIVE PLANTS	38092	199553	13648	94809
60311 ROSES FRESH	1337	11420	646	5492
60313 ORCHIDS FRESH		166		13
60314 CHRYSANTHEMUMS FRESH	3056	35857	2034	30245
60315 LILIES FRESH		440	67	712
60319 OTH FRESH FLOWER,BUDS FOR BOUQ	237	8544	99	8014
60390 OTH FLOWERS & FLOWERS BUDS	726	6982	947	3609
60490 O.PARTS OF PLANTS FOR BOUQUETS	192	215		
110812 MAIZE (CORN), STARCH	18856	180432	7708	55643
110813 POTATO, STARCH	39705	361028	36695	422759
110814 MANIOC (CASSAVA) STARCH	1067	15423		37204

Contd.

10.11 Imports by Economic Categories (Detail)

(In Thousand Rupees)

Items	April, 2016	From July, 2015	April, 2015	From July, 2014
110819 OTHER STARCHES		9091	108	2593
110820 INULIN	2596	16802		9640
110900 WHEAT GLUTEN,WHETHER/NOT DRIED	2940	114655	15532	89038
120110 SOYA BEAN SEED	1895926	25321672	1234977	2715423
120190 SOYA BEAN,W.OR-N-BROKEN/SHELED	401	576		103452
120230 GROUND-NUTS SEED				35
120241 OTH GROUND NUTS IN SHELL	6077	696777	31801	703371
120242 GROUND-NUTS SHELLED BROKEN/N-B	44688	1117965	9548	813219
120300 COPRA	41648	1423501	141382	1304173
120400 LINSEED,WHETHER OR NOT BROKEN		404		1396
120510 LOW ERUCIC ACID RAPE/COLZASEED	6428243	36877748	2693713	53405564
120590 OTHER RAPE/COLZA SEED			43110	267188
120600 SUNFLOWER SEED,WHETH/NOT BROKE	11198	1319033	2918	9899430
120710 PALM NUTS AND KERNELS	91	91		
120721 SEEDS FOR CROP (COTTON SEEDS)		11		
120729 OTHER COTTON SEEDS	566	566		
120740 SESAMUM (SESAME) SEEDS	48	1711		2148
120750 MUSTARD SEEDS		74722		51651
120760 SAFFLOWER SEEDS		4678	359	776
120770 MELON SEEDS		3661		7200
120791 POPPY SEEDS		43		255
120799 OTH,OIL SEED/OLEAGINOUS FRUITS		50791	3182	102653
120810 FLOUR AND MEALS OF SOYA BEANS	989	3955	112	5188
120890 FLOUR/MEALS OF OTH OIL SEEDS		1723		125
120910 SUGAR BEET SEED USE FOR SOWING		53425		61720
120921 LUCERNE (ALFALFA) SEED	14998	665154	24660	200676
120922 CLOVER (TRIFOLIUM) SEED	12195	2292856		1728522
120925 REY GRASS SEED		80		2059
120929 OTHER SEEDS OF FORAGE PLANTS	308822	1533481	342990	1185531
120930 SEED OF HERBACEOUS PLANTS	237	8458	461	5001
120991 OTHER; VEGETABLE SEEDS	160898	3380876	116436	2363875
120999 OTH SEEDS OF FRUIT FOR SOWING	154175	1530368	71360	1154205
121190 OTH PLANTS AND PARTS OF PLANTS	63428	546038	57372	533375
121221 SEAWEDS/ALGAE FIT FOR HUMAN	83	2257		1583
130190 OTH;NATURAL GUM,RESIN & BALSAM	27634	316129	26593	263741
130212 SAP AND EXTRACTS OF LIQUORICE		17		367
130213 SAP AND EXTRACTS OF HOPS		113		
130219 OTH SAPS & EXTRACT OTH VEG SAP	43766	364915	20713	284123
130220 PECTIC SUBSTANCES,PECTINATES	304	134151	30090	108556
130231 AGAR-AGAR	8512	44677	7929	62052
130232 MUCILAGES&THICKENERS,LOC SEED	3565	128622	12188	93024
130239 OTHER MUCILAGES AND THICKENERS	32639	357084	36903	278409
140110 BAMBOOS	6319	38958	4247	40382
140120 RATTANS	8556	71104	6969	59129
140190 OTH VEG MATERIAL USED PLAINTING		202		
140490 TENDU LEAVES(BIDI LEAVES)	248937	2486921	269341	2322020
150190 POULTRY FAT OTH THAN H-02.09	1932	11430	1794	16041
150210 TALLOW (OTHER THAN OF H-15.03)	116105	978762	228430	1883368
150410 FISH-LIVER OILS THEIR FRACTION		1964		3795
150420 FATS OILS THEIR FRACT OF FISH		1775		
150430 FATS & OILS & THEIR FRACTIONS		2		
150500 WOOL GREASE,CRUDE,FETTY SUBS	3914	48184	7597	59553
150600 OTH ANIMAL FATS AND OILS/FRACT	418	1569		5223
150710 SOYABEAN OIL & ITS FRACT CRUDE	813808	16446745	73346	3583136
150790 OTH SOYABEAN OIL & IT FRACTION	8670	101614	14048	265020
150890 OTH GROUND NUT OIL & ITS FRACT	456	7972		3972
150910 OLIVE OIL & ITS FRACT (VIRGIN)	15642	156599	14457	107764
150990 OTH OLIVE OIL & ITS FRACTIONS	66832	554882	66931	482865
151000 OTH OIL/FR,INCL BLENDS OF OIL		6863		2031
151110 PALM OIL & ITS FRACTIONS CRUDE	654899	5227062	1243527	6932937
151190 OTH PALM OIL & ITS FRACTIONS	13457138	138079087	10651397	140546050
151219 OTH SUNFLOWER SEE&SAFLOWER OIL	1514	23662	864	40018
151229 OTH COTTON SEED OIL & IT FRACT		36		
151311 COCONUT OIL,ITS FRACTION CRUDE		34520	4129	84547

Contd.

10.11 Imports by Economic Categories (Detail)

(In Thousand Rupees)

Items	April, 2016	From July, 2015	April, 2015	From July, 2014
151319 OTH COCONUT OIL,ITS FRACTIONS	69482	659144	54816	525723
151329 OTH PALM KERNEL/BABASSU OIL	133309	871931	35819	837666
151419 OTH COLZA/MUSTER OIL,FRA/CRUDE		1165		60
151499 OTH RAPE SEED OIL ITS FRACTION		728		2149
151519 OTH LINSEED OIL & ITS FRACTION	2	1126		341
151529 OTH MAIZE OIL & ITS FRACTIONS	3269	56460	7050	36549
151530 CASTOR OIL AND ITS FRACTIONS	9600	64000	463	5371
151550 SESAME OIL & ITS FRACTIONS	15	2983	208	2144
151590 OTH FIXED VEGETABLE OILS/FRACT	187	17619	1172	19553
151620 VEG FATS/OILS AND ITS FRACTION	90695	1439922	112715	1530519
151710 MARGARINE,EXCL LIQUID MARGARIN	12713	183403	5408	107963
151790 OTH MARGARIN,EDIB MIX/PREP ETC	86808	960459	137293	1036729
151800 ANIMAL/VEG FAT/OILOXIDISE ETC	16884	147274	20872	202726
152000 GLYSEROL,CRUDE WATER & LYES	4367	6426		19150
152110 VEG WAX WHETHER OR NOT REFINED	3150	41598	16410	33530
152190 OTH BEES WAXES,OTH INSECT WAX	14	39845	5007	39511
152200 DEGRAS,RESIDUES ANIM/VEG WAXES	1229	16392	1768	21911
160100 SAUSE,PROD MEAT-FOOD PREP OFFL	958	7616	740	5491
220710 UNDENATURE ETHYL ALCOHOL O/SPR		531		
220720 ETHYL ALCOHOL/OTH SPIRITS DEN			10	535
240120 TOBACO-WHOLY/PARTLY STE/STRIP	64127	1043649	12587	1044329
240130 TOBACCO REFUSE	8266	34759	3	1474
251010 AAT,C/PHOS,ALUM/C/PHOS&PH/CUG	237079	5750189	538927	2508088
251020 AAT,C/PHOS,ALUM/C/PHOS&PH/CGD		2076		
270810 PITCH	6087	26593	3980	6475
270820 PITCH COKE		1267	360	360
270900 PETROLEUM OILS FROM BITUMINOUS	11908055	202277324	39260499	363472767
271019 KEROSENE,INCL KER.TY. JET FUEL	22076973	226491922	38482751	433180745
271020 PETROLEUM OILS(OTH THAN CRUDE)		11		4480
271091 WASTE OIL (PCBs),(PCTS),(PBBS)		2039		6
271099 OTH WASTE OILS	3491	34150		4818
271111 NATURAL GAS,LIQUIFIED	8081939	45745131	2532774	5388396
271112 PROPANE, LIQUIFIED	1048	28019	1859	21191
271113 BUTANES, LIQUIFIED		5		376
271114 ETHYLENE,PROPYLENE,BUTYLENE		209		54758
271119 OTH GAS HYDROCARBONS LIQUIFIED	955485	14633606	592882	8530550
271121 NATURAL GAS,IN GASEOUS STATE			90	706
271290 OTH PETROLEUM WAX ETC	12246	173808	44583	508415
271311 PETROLEUM COKE;NOT CALCINED	4573	497334	114308	334790
271312 PETROLEUM COKE; CALCINED	6723	45098	3020	32972
271320 PETROLEUM BITUMEN	279197	3795692	286256	1189276
271490 OTH BITUMEN & ASPHALT NATURAL.	2485	28488		14374
290110 SATURATED ACYCLIC HYDROCARBONS	1002	12956	1268	39433
290121 UNSATURATED ETHYLENE.	603141	6975843	410939	8450319
290122 UNSATURATED PROPENE(PROPYLENE)	19	19		
290123 UNSATURAT BUTENE/ISOMER THROF	16	29		
290129 OTH UNSATURATE ACYCLIC HYDCARBN	340	7052	614	6904
290211 CYCLOHEXANE		94		8761
290219 OTH CYCLANES/CYCLOTERPENES	29594	258652	23994	199696
290220 BENZENE, PURE		5		76
290230 TOLUENE, PURE	46133	556435	126150	707338
290241 O-XYLENE	150276	1240585	40005	1419609
290242 M-XYLENE		3415	6776	25790
290243 P-XYLENE	2236880	21022191	1401710	28484291
290244 MIXED XYLENE ISOMERS	31006	156836	4056	49498
290250 STYRENE	589927	4696838	660970	5513617
290260 ETHYLBENZENE			3655	3655
290290 OTH CYCLEC HYDROCARBONS	19087	125926	8980	191316
290311 CHLOROMETHANE,& CHLOROETHANE		3621	55	669
290312 DICHLOROMETHANE(METHYLEN CHLRD	12868	381460	32072	289032
290313 CHOLOROFORM(TRICHLOROMETHANE)	24079	322503	6052	148669
290315 ETHYLENE DICHLORIDE(1,2-DI CH)	135080	1279040	2	1421514
290319 OTH SATAR DERIV ACYCL HYDCARBN	8294	46736	4023	49212
290322 UNSATURATED TRICHLOROETHYLENE	32461	172467	12784	228946

Contd.

10.11 Imports by Economic Categories (Detail)

(In Thousand Rupees)

Items	April, 2016	From July, 2015	April, 2015	From July, 2014
290323 UNSATURATE TETRACHLOROETHYLENE	6513	85682		73949
290329 OTH UNSATUR DERIV ACYCL H'CARB		13		
290339 OTH FLUORINATED,BRO DERIVATIES	160452	729946	143605	733050
290371 CHLORODIFLUOROMETHANE		48240	14704	69897
290372 DICHLOROTRIFLUOROETHANS		2189		
290373 DICHLOROFLUROETHANES		7689		10467
290377 PENTACHLOROFLURO METHANE	7721	22424	5165	15814
290379 OTH CHLORODIFLUOROMETHANE	58399	426532	72474	518726
290389 OTH HELOGEN DERIV CYCLANIC ETC		41		
290391 CHLOROBENZENE,O-DI/P-DI CHLORO	26	9749	1486	8656
290399 OTH HALOGENATED DERIV H.CARBON		19367	1486	41777
290410 DERIV SULPHO GRP IT SALT/EYHYL	8393	80539	1072	67667
290420 DERIVAT ONLY NITRO/NITRO GROUP	2467	20086	2034	29243
290490 OTH,SUPHO,NITRAT NITROS H'CARB	7484	36626	1696	36147
290511 SATURAT METHANOL(METHYL ALCHL)	267602	2750748	262160	3025928
290512 PROPYL/ISOPROPYL ALCOHOL	116122	1061203	184629	1256935
290513 SATUR BUTAN-I-01(N-BUTYLALVHL	6917	100868	10383	64367
290514 OTHER SATURATED BUTANOLS	20114	215113	3536	120670
290516 SATUR OCTANOL/ISOMERS THEREOF	287561	2612363	181577	2795733
290517 DODECAN-1-01HEXADECAN/OCTADEC	1078	59971	5298	48361
290519 SATUR MONOHYDRIC ALCOHOLS	691	15649	291	30754
290522 UNSATUR ACYCLIC TERPENE ALCOHL	1509	89105	6627	54392
290529 OTH UNSATUR MONOHYDRIC ALCOHOL	1494	9583	571	5699
290531 ETHYLENE GLYCOL(ETHANEDIOL)MEG	1886790	16798924	1870211	17913848
290532 PROPYLEN GLYCOL(PROPAN-1,2-DIO	154507	944382	217058	1171420
290539 OTHER, DIOLS	12517	94237	7030	38728
290541 2-ETHYL-2(HYDROXYMETHLY-PROPAN	6354	19909	3129	18699
290542 PENTAERYTHRITOL	69087	536794	46690	425106
290543 MANNITOL	13148	100535	11163	97872
290544 D-GLUCITOL (SORBITOL)	3437	25813	1876	26313
290545 GLYCEROL	26082	408805	49419	617223
290549 OTHER,POLUHYDRIC ALCOHOLS	386	11662	3595	23961
290559 OTHER HALOGENATED, SULPHONATED	4012	15702	791	10194
290611 MENTHOL	28554	257162	30713	298967
290612 CYCLOEXANOL,METHYL/DIMETHYL		4260	560	3372
290613 STEROLS AND INOSITOLS	3448	14600	1054	16987
290619 OTH,CYCLANIC,CYCLENIC CYCLOTER	8231	107576	14584	78228
290621 BENZYL ALCOHOL	6047	51378	4793	56004
290629 OTH,AROMATIC CYCLIC ALCH HALOG	1626	43759	5199	32059
290711 PHENOL(HYDROXYBENZENE)IT SALT	34420	392589	105234	460557
290712 CRESOLS AND THEIR SALTS	1689	8873	1	4335
290713 OCTYLPHENOL,NONYLPHENOL/ISOMER	32	328		2256
290715 NAPTHOLS & THEIR SALTS	341	10262	2767	9719
290719 OTHER MONOPHENOLS	5742	28175	2283	15788
290721 RESORCINAL AND ITS SALTS	1304	22727		12502
290722 HYDROQUINONE (QUINOL)ITS SALT	393	20806	3342	20596
290723 4,4-ISOPROPYLDENEDIPHENOL/SALT	11572	55436	14967	76680
290729 OTHER, POLYPHENOLS	10707	95670	8927	90174
290819 OTH DERI CON ONL HALOGEN SUBST	2806	13675	941	9730
290891 DINOSEB (ISO)AND ITS SALTS				81
291511 FORMIC ACID	15152	292345	29889	229749
291512 SALTS OF FORMIC ACID	22277	284410	19819	378620
291513 ESTERS OF FORMIC ACID		8409		1265
291521 ACETIC ACID	226377	1784797	117838	1970827
291524 ACETIC ANHYDRIDE		38		
291529 OTH,ACETIC ACIDE & ITS SALTS	2400	60472	7676	59542
291531 ETHYL ACETATE	5562	47530	10663	67127
291532 VINYL ACETATE	132862	1391620	113167	1659640
291533 N-BUTYL ACETATE	1527	10479	1860	4388
291536 DINOSEB (ISO) ACETATE				697
291539 OTHER,ESTERS OF ACETIC ACID	80707	837254	142939	1162174
291540 MONO/DI/TRICHLOROACETIC ACID-S	1317	4934	908	4964
291550 PROPIONIC ACID,ITS SALT/ESTERS	7705	60399	5803	67609
291560 BUTYRIC/VALERIC ACID/SALT/ESTR	29859	245516	29521	210130

Contd.

10.11 Imports by Economic Categories (Detail)

(In Thousand Rupees)

Items	April, 2016	From July, 2015	April, 2015	From July, 2014
291570 STEARIC ACID	20774	159974	10989	129956
291590 OTH SAT ACYCLIC MONOCARBOXYLIC	103540	919745	61081	737740
291611 UNSATU ACRYLIC ACID/ITS SALTS	2899	127987	12417	141219
291612 UNSATURATE ESTER ACRYLIC ACID	138311	1275266	148773	1488002
291613 UNSATU METHACRYLIC ACID/SALTS	3593	16156	1676	14637
291614 UNSATU ESTER,METHARYLIC ACID	70995	650641	126173	561941
291615 OLEIC,LINOLEIC/LINOLENIC ACID	1041	11880	571	10263
291619 OTH UNSAT ACYLIC M/CARBOX ACID	18901	108973	13425	100256
291620 CYC-LANIC,LENIC LOTEPHENI ACID	8876	115894	8512	94890
291631 BENZOIC ACID,ITS SALTS/ESTERS	39981	189823	15502	201572
291632 BENZOYL PEROXIDE/BENZYL CHLRID	4432	24205	373	17207
291634 PHENYLACETIC ACID & ITS SALTS		697		1178
291639 OTH,ARMATIC MONOCARBOXYIC ACID	159492	1241082	47978	598275
291711 OXALIC ACID/ITS SALTS/ESTERS	8694	148993	12093	110876
291712 ADIPIC ACID,ITS SALTS/ESTERS	106589	469245	52626	337396
291713 AZELAIC/SEBACIC ACID/SALT/ESTR		30028	2953	23859
291714 MALEIC ANHYDRIDE	20805	138292	22413	172276
291719 OTH ACYCLIC POLYCARBOXYL ACID	10977	100271	7346	45913
291720 CYC-LANIC,LENIC LOTERPENC ACID	4305	21357	3697	12014
291732 DIOCTYL ORTHOPHTHALATES	6481	12961	21295	61429
291733 DINONY/DIDECYL ORTHOPHTHALATES		4141		3416
291734 OTH ESTERS ORTHOPHTHALIC ACID	5886	129495	48472	186344
291735 PHTHALIC ANHYDRIDE	59776	499239	73471	453556
291736 TERPHTHALIC ACID AND ITS SALTS	135600	2203590	164124	1604198
291737 DIMETHYL TEREPHTHALATE				3
291739 OTH POLYCARBOXYLIC ACIDS/DERIV	30447	250601	43154	496846
291811 LACTIC ACID,ITS SALTS/ESTERS	10844	127830	13293	110781
291812 TARTARIC ACID	14574	64826	5382	52125
291813 SALT & ESTER OF TARTARIC ACID	83	3842		810
291814 CITRIC ACID	172248	1348145	304436	1326039
291815 SALTS & ESTER OF CITRIC ACID	43665	256820	42178	232182
291816 GLUCONIC ACID,SALTS & ESTERS	106897	645611	84389	527250
291818 CHLOROBENZILATE (ISO)				2360
291819 OTH CARBOXYLIC ACID W/ALCOHOL	38103	124354	300	92199
291821 SALICYLIC ACID AND ITS SALTS		22882	2046	18288
291822 O-ACETYLSALIC ACID/SALT/ESTER	3429	116795	14955	120736
291823 OTH ESTER,SALICYLIC ACID/SALTS	2048	17837		7305
291829 OTH CARBOXYLIC ACID+PHENOL FUN	16226	211413	18705	105787
291830 CARBOXYLIC ACID+ALDEHYDE/KETON	12877	70228	1478	85526
291891 2,4,5-T(ISO)(2,4,5-TRICHLOROPH	3277	13251	3290	12451
292990 OTH COMP WITH OTH NITROGN FUNC	25308	217985	23946	210840
293020 THIOCARBAMATE/DITHIOCARBAMATES	86931	451560	103591	1294921
293030 THIURAM MONO-,DI-,TETRASULPHID		1759		38111
293040 METHIONINE	658812	5370642	320195	3340890
293090 OTHER ORGANO-SULPHUR COMPOUNDS	727067	1717757	701503	1411930
293110 TETRAMETHYL LEAD&T-ETHYL LEAD	5878	31396	2980	24766
293120 TRIBUTYLTIN COMPOUNDS		1442		
293190 OTH O-ALKYL&(O-2-(DIALKYL),COMP	166768	848624	174486	788777
293211 TETRAHYDROFURAN	521	7111		2828
293212 2-FURALDEHYDE (FURFURALDEHYDE)		34494		
293213 FURFURYL ALCOH/TETRAHYDRFURFYL		426		105
293219 OTH COMP UNFUSED FURAN RING	5055	56300	8063	62258
293220 LACTONES	23384	171928	7226	156752
293299 OTH HETEROCYCLIC COMP W/OXYGEN	188425	1362531	164048	1297467
293311 PHENAZONE & ITS DERIVATIVE	1097	15857	3282	28161
293319 OTH COMP UNFUSE PYRAZOLE RING	14250	132448	7414	67771
293321 HYDANTOIN AND ITS DERIVATIVES	3358	23105	568	14678
293329 OTH COMP UNFUSE IMIDAZOLE RING	138024	1195790	106561	1093917
293331 PYRIDINE AND ITS SALTS		4181	3450	8099
293332 PIPERIDINE AND ITS SALTS			164	673
293333 ALFENTANIAL(INN)(ANILERIDINE)	21067	201927	8708	286361
293339 OTH COMP UNFUSE PYRIDINE RING	350978	2715925	323062	2639436
293349 OTH COMP QUINOLIN/ISO-QUINOLIN	206453	1552009	231990	1707707
293353 ALLOBARBITAL(INN)(AMBARBITAL)		3755		4461

Contd.

10.11 Imports by Economic Categories (Detail)

(In Thousand Rupees)

Items	April, 2016	From July, 2015	April, 2015	From July, 2014
293354 OTH DERIVATIVES OF MALONYLUREA		738	10	10
293359 OTH COMP PYRIMIDINE/PIPER RING	313420	2554444	290746	2203176
293361 MALAMINE	63012	477232	21522	396548
293369 OTH COMP UNFUSE TRIAZINE RING	222303	715101	162494	771633
293371 6-HEXANELACTAM(EPSILON-CAPROL)		5077	466	4452
293379 OTHER LACTAMS	33551	440854	29464	518305
293391 ALPRAZOLAM(INN) CAMAZEPAM(INN)	3049	66358	5281	59848
293399 OTHER HETROCYCLIC COPMOUNDS	307565	1923490	436436	2201010
293410 COMP UNFUSE THIAZOLE RING	27091	291515	26828	256416
293420 COMP BENZOTHAZOLE RING SYSTEM	13396	60928	6124	85743
293430 COMP PHENOTHIAZINE RING SYSTEM	3715	41238	927	30201
293491 AMINOREX(INN),BORTIZOLAM(INN)		340	155	17226
293499 OTHER NUCLEIC ACIDS&SALTS	754967	5864489	463935	4655189
293999 OTH VEGETABLE ALKALOIDS NATURL	17604	337791	29554	270479
294190 OTHER ANTIBIOTICS.	735242	6097257	508660	5646605
310100 ANIMAL/VEG FERTILIZER/PRODUCTS	18626	85308	2131	51031
310210 UREA,WHET OR NOT AQUEOUS SOLUT	618	1587162	4789899	22328565
310221 AMMONIUM SULPHATE	105366	835659	59823	583290
310229 MIX AMMONIUM SULPHATE/NITRATE	44939	170121	76275	247113
310230 AMMONIUM NITRAT,WHET/NOT AQUES	22766	205507	10499	243752
310240 MIXT,AMMONIUM NITRAT/CALC CARB		702		143
310250 SODIUM NITRATE	1639	72686	4875	96036
310260 MIXT,CALCIUM/AMMONIUM NITRATE		1088		2840
310280 MIXT UREA/AMMONIUM NITRAT SOLU		6445929		7321525
310290 OTH,MIN/CHEM NETROG FERTILZER	3196	41480	3433	59497
310310 SUPER-PHOSPHATES		294340	26269	101699
310390 OTH,MIN/CHEM FERTILIZE PHOSPHT		6819	3057	3093
310420 POTASSIUM CHLORIDE	20842	489234	69676	624608
310430 POTASSIUM SULPHATE	136189	1452460	200705	1002435
310490 OTH,MIN/CHEM FERTILIZE POTASIC	3627	734600	366971	1856228
310510 MIN/CHEM FERTILIZER >10KG	188	6271	8890	23410
310520 MIN/CHEM FERTZ ELEM NIT/PHO/PT	30427	314715	22572	212954
310530 DIAMMONIUM HYDROG ORTHO-PHOSPH	3347555	56512672	4028589	47336897
310540 AMMONIUM DIHYDROGEN ORTHO-PHOS	513	23054		30141
310551 CHEM FERTZ CON NITRAT/PHOS		173946		6712
310559 OTH MIN/CHEM FERTZ NITRAT/PHOS	16655	930723	31909	573183
310560 MIN/CHEM FERTZ ELEM PHOS/POTAS	2676	5595		7449
310590 OTH MINER/CHEMICAL FERTILIZER	2242	108106	22768	229075
320110 QUEBRACHO EXTRACT	8750	47861	8692	83468
320120 WATTLE EXTRACT	24567	285408	29011	373169
320190 OTH TANNING/EXTRACT VEG/GAMBER	37856	404800	36908	388340
320210 SYN ORGANIC TANNING SUBSTANCE	139114	1321144	152162	1450676
320290 OTH,INORGANIC TANING SUBSTANCE	40194	779749	74203	961789
320300 COLOUR MATTER,VEG/ANIMAL	6645	51076	5203	50904
320411 DISPERSE DYES/PREP BASE THEROF	300909	2480892	198889	1842546
320412 ACID DYES PREMETALISE/PREP/DYE	183600	1200061	137593	1438888
320413 BASIC DYES/PREP BASE THEREON	52700	732033	68092	717038
320414 DIRECT DYES/PREP BASE THEREON	31055	329975	40451	366053
320415 VAT DYES INCL PIGMENT/PREPARAT	219051	2949085	294365	2497152
320416 REACTIVE DYES PREP BASE THREON	842409	6880842	1085795	7556497
320417 PIGMENT PREP BASE THEREON	262114	2455652	256183	2092406
320419 OTH SYN ORGN COLOURING MATTER	100187	1301748	59324	1078328
320420 SYN ORGN PROD USE FLUORESCENT	66118	573813	72526	571053
320490 OTH,SYN ORGN COLOURING MATTER	11848	66023	6697	53042
320500 COLOUR LAKES,PREP AS SPECIFIED	31673	236153	12254	161723
320611 PIGMENT PREP TITANIUM DIOXIDE	616944	4640375	567209	4597079
320619 OTH,PIGMENT/PREP TITANIUM DIOX	13151	92797	7158	84107
320620 PIGMENT/PREP,CHROMIUM COMPOUND	19096	151773	13308	105504
320641 ULTRAMARINE/PEP BASE THEREON	4310	37776	4112	33877
320642 LITHOPONE/OTH PIGMENT/ZINC SUL	3715	31302	2288	24266
320649 OTH,COLOURING MATTER PREPARATN	70438	557767	67230	463114
320650 INORGANIC PRO USE LUMINOPHORES	525	3582		2367
320710 PREP PIGMENT/OPACIFIER/COLOURS	7895	126489	20134	180455
320720 VITRIFIABLE ENAMEL/GLAZE/ENGOB	2594	64047	3886	55925

Contd.

10.11 Imports by Economic Categories (Detail)

(In Thousand Rupees)

Items	April, 2016	From July, 2015	April, 2015	From July, 2014
320730 LIQUID LUSTER/SIMILAR PREPARAT	2019	13169	3254	17302
320740 GLASS FRIT/POWDER GRANULE/FLAK	73650	739042	45774	758061
320810 PAINT/VARNISH BASE ON POLYESTER	24067	252197	18478	162595
320820 PAINT/VARNISH,ACRY/VINYL POLYM	55978	444106	16065	308103
320890 OTH PAINT BASED ON POLYAMIDES	164616	1525169	112571	1203848
320910 PAINT/VARNISH ACRY/VINYL POLYM	15546	113555	7401	75256
320990 PAINT/VARNISH,SYN POLYMER/AQS	19897	158375	16039	175996
321000 OTH PAINT & VARNISH FOR LEATHE	25156	150000	14164	169009
321100 PREPARED DRIERS.	23691	147552	16578	134641
321210 STAMPING FOILS	28700	195576	23144	244199
321290 OTH,PIGMENT DISPERSE NON AQUOS	31427	218282	16162	168562
321310 COLOURS IN SETS	6562	48006	5700	40882
321390 OTH COLOUR ARTIST/PAINTERS	690	2858	712	8288
321410 GLAZIERS/GRAFTING PUTTY,RESIN	26946	302801	19189	266077
321490 NON-REFRACTORY SURFACING PREP	39795	393221	27121	263659
321511 ROLLING COATING PRINT INK BLK	36174	395961	29221	338934
340290 OTH ORG SURFAC ACT,WASH/CLEAN	153286	1676376	129613	1430464
340311 PREP TEXTILE/LEATHER/OIL MATRL	35516	384413	26574	366326
340319 LUBRICAT PREP CONT PET/MIN OIL	113795	1198522	81971	1037804
340391 OTH,PREP TEXT/LEATHER/FURSK ML	180633	1520363	199242	1627953
340399 OTH LUBRICAT PREP OIL/GREASE	61302	669441	49196	484629
340420 ART/PREP WAXES,POLYETHEL GLYCL	33380	204687	28165	200685
340600 CANDLES,TAPERS AND THE LIKE	3067	75074	2183	76610
340700 MODELING PASTE ETC RETAIL SALE	10929	79625	3586	47200
350110 CASEIN	6624	25089	8911	53631
350219 OTHER EGG ALBUMIN		5		
350220 MILK ALBUMIN,INCL WHEY PROTEIN		5340		251
350290 OTH ALBUMIN O/T EGG ALBUMIN		305		22
350300 GELATIN&GELATIN DERIVATIVE	589	66251		87557
350400 PEPTONEDERV,PROTEIN SUBSTANCE	3559	54697	3759	61916
350510 DEXTRIN,OTH MODIFIED STARCHES	52387	452549	28127	436506
350520 GLUES	2123	37813	15130	105617
350610 PROD SUITABLE USE GLUE/ADHESIV	21825	210950	11846	184097
350691 ADHESIVE/RUBBER/PLASTIC/RESIN	185116	1370561	127543	1105549
350699 OTH PREP GLUE/ADHESIVE	47731	188239	13327	106842
350710 RENNET AND CONCENTRATE THEREOF	1348	11713	224	4526
360690 OTH FERRO CERIUM/OTH PYROPHORC		22		3336
370110 X-RAY FILM,PLATE IN FLAT UNEXP	124120	1231892	91660	892652
370120 INSTANT PRINT FILM UNEXPOSED		5313		163
370130 OTH UNEXPOSED PLATE>255MM	76457	670421	43677	495296
370191 O.PL/FILM-COLOUR PHOTOGRAPHY		31		92
370199 OTH PHOTOGRAP/PLAT/FILM/UNEXPS		1208	1386	7786
370210 PHOT-FILM ROLL UNEXPOSE,X-RAY	32	1613		413
370231 OTH PHOT/FILM ROLL<105MM	27	27		401
370239 OTH PHOT FILM ROLL ST/UNEXPOSE	22	5383	3199	7899
370242 PHOT FILM W>610MM,L>200M,B/W		321		
370243 PHOT FILM W>610MM,L<200M		58321	13008	72386
370244 PHOT FILMW>105MM BUT<610MM	27353	300582	54285	400851
370298 PHOT FILM ROLL W-NOT.EXC-35MM		187		
370310 PHOT PAPER/BOARD/TEXT W>610MM	304	1613	275	3532
370320 PHOT PAPER/BOARD/TEXT UNEX/COL	3113	46560	2976	48575
370390 OTH PHOT PAPER/BOARD TEXT UNEX	15561	116063	15167	107730
370400 PHOT PLAT/FILM PAPER/BOARD EXP	739	2219		3120
370510 PHOT PLAT/FILM FOR OFFSET REP		286		
370590 OTH PHOT PLAT/FILM	315	918		377
370610 CINEMAGRAPHIC FILM EXPO/DEVEL		311	264	4359
370690 OTH CINEMA FILM EXPOSE DEVELOP	352	5575	275	5685
370710 SENSITISING EMULSIONS	9661	100391	6042	79038
370790 OTH CHEM PREP,PHOTOGRAPHIC USE	27307	214965	19054	783511
380110 ARTIFICIAL GRAPHITE	224	24321	1515	33494
380120 COLLOIDAL/SEMI COLOIDL GRAPHITE	392	1256		4822
380130 CARBONEOUS PASTE ELECTRODE	1165	4798		6198
380190 OTH,PREP GRAPHITE O/T CARBON	3311	27392	1342	15752
380210 ACTIVATED CARBON	17947	179447	30479	162895

Contd.

10.11 Imports by Economic Categories (Detail)

(In Thousand Rupees)

Items	April, 2016	From July, 2015	April, 2015	From July, 2014
380290 OTH ACT CARBON/NAT MINER PROD	10177	108399	12328	87650
380300 TALL OIL WHETHER/NOT REFINED		135	131	1100
380400 RESIDUAL LYE FROM WOOD PULP NS	29906	256448	13652	143825
380510 GUM,WOOD,SULPHAT TURPENTIN OIL		9068		885
380590 OTH TERPENIC OIL CONIFER WOOD	939	262760		66667
380610 ROSIN AND ROSIN ACIDS	121751	800360	82376	838238
380620 SALT OF ROSIN/RESIN ACIDS DERV	14625	100896	13188	78214
380630 ESTERS GUMS	280	77001	5344	85935
380690 OTH,ROSIN,SPIRIT,OIL,RUN GUMS	8732	48239	6597	68684
380850 INSECTICIDE/RODENTICIDE/ETC		8637		1252
380891 OTHER INSECTICIDES	855859	5591314	941098	4439866
380892 FUNGICIDES	143891	2347515	219652	2403484
380893 HERBICID,ANTISPROUTING PRODUCT	346017	5097624	298071	4402950
380894 DISINFECTANTS	29965	290892	16671	221630
380899 PLANT-GROWTH REGULATORS R.O-71	24913	153384	12097	82808
380910 FINISHING AGENT AMYLACOUS SUBS	9	9	41	4969
380991 OTH FINISHING AGENT ETC TX ETC	270745	2615948	233816	2316243
380992 OTH FINISHING AGENT DYE CARIER	44285	290466	29695	214545
380993 OTH FINISHING AGENT DYE CARIER	71955	687504	65936	799267
381010 PICKLING PREP METAL SURFACE	24626	270983	29726	283532
381090 OTH PREP FOR METAL SURFACE	35207	497412	8957	312315
381111 ANTI-KNOCK PREP OF LEAD COMP			216	216
381119 OTHER,ANTI-KNOCK PREPARATIONS	62622	86726	1182	17445
381121 ADD LUBRICATE,PET OIL BIT MINE	393509	4165348	477487	4010431
381129 OTH ADDITIVE LUBRICATING OIL	40920	804817	79529	1271704
381190 OTH PREP ADDITIVE FOR LIQU USE	159748	1790344	236221	1809056
381210 PREPARED RUBBER ACCELERATORS	12312	185892	10997	139091
381220 COMPOUND PLASTICIZER RUB PL	2022	17934	1515	10096
381230 ANTI-OXIDISING PREPAR & COMPOU	146920	1122008	91446	736474
381300 PREP/CHARG FIRE-EXTINGUISHERS	3662	49570	12035	51531
381400 ORGAN COMP SOLVENT/THINNER NES	10053	282850	46549	321505
381511 SUPORTED CATALYST WITH NI/COMP	17851	183874	3281	109428
381512 SUPORTED CATALYST WITH PR/METL	4135	174084	645621	993765
381519 OTHER,SUPPORTED CATALYSTS	6668	287848	42837	563189
381600 REFRACTORY CEMENT,MORTARS,CONS	27164	604006	66610	428908
381700 MIXE ALKYL-BENZEN&MIX AL-NAPHT	602957	5959816	525659	7176916
381800 CHEM ELEMENT/COMP DOP-ELECTRON	80	1806		2343
381900 HYDRALIC BRAKE FLUIDS/LIQUIDS	12260	123125	15444	99182
382000 ANTI-FREEZING PREP/DEICE FLUID	11976	167772	16458	119183
382100 PREP CULTURE MEDIA MICRO-ORGAN	11774	89190	7783	61605
382200 DIAGNOSTIC/LAB REAGENTS/PR-DIA	723301	5455657	481771	4821196
382311 STEARIC ACID	23945	229453	30782	240645
382312 OLEIC (OLIVE) ACID	8992	27969	1860	29493
382313 TALL OIL FATTY ACIDS	3447	18846	233	16939
382319 OTH INDUS MONOCARBOXYLIC F.ACI	388895	3029974	256710	2892920
382370 INDUSTRIAL FATTY ALCOHOLS	21921	146370	8274	148485
382410 PREP BINDER FOUNDRY MOUL CORES	10160	86858	5819	104089
382440 PREPARED ADDITIVES FOR CEMENT	48255	453670	44918	253151
382450 NON-REFRACTORY MORTAR CONCRETE	1642	34385	8976	32746
382460 SORBITOL O/TH SUB-H-NO.2905.44	61581	483418	60034	567178
382475 MIX CON CARBON TETRACHLORIDE				2
382478 CON (PFCs)/(HFCs)BUT NOT(CFCs)	46320	89906	10946	35570
382479 OTH MIX CON HALOGE DER OF METH	6007	105472	20648	147661
382490 OTH,CHEMICAL PRODUCT/PREPARA	2008349	14964900	2196321	17634515
382549 OTH WASTE ORGANIC SOLVANTS				25
382590 OTH RESIDUAL OF CEHM.INDUSTRY	309	8093	1221	1288
382600 BIODIESE&MIXTURE 70%WT-PET-OIL		376		
390110 POLYETHYLENE SP GRAVITY<0.94	2910589	25586863	1923371	24631427
390120 POLYETHYLENE SP.GRAVITY>0.94	3478285	24260368	2369592	19860626
390130 ETHYLENE-VINYL ACETATE COPLMER	133054	1406807	244849	1959811
390190 OTH POLYMER OF ETHYLENE P.FORM	357937	2255041	328428	2076085
390210 POLYPROPYLENE	3848451	33861403	4113083	34672156
390220 POLYISOBUTYLENE	8501	34153	13101	61684
390230 PROPYLENE COPOLYMERS	816568	9670449	1233565	9631349

Contd.

10.11 Imports by Economic Categories (Detail)

(In Thousand Rupees)

Items	April, 2016	From July, 2015	April, 2015	From July, 2014
390290 OTHER OLEFINS IN PRIMARY FORMS	22118	214863	26428	222109
390311 POLYSTYRENE EXPANSIBLE	28748	121323	12775	99149
390319 OTHER POLYSTYRENE	44518	359800	75668	450021
390320 STYRENE-ACRYLONITRILE COPOLYMR	23542	228741	28651	267668
390330 ACRYLONITRILE-BUTADINE-STYRENE	401090	2306054	449050	2431839
390390 OTH POLYMERS OF STYRENE,P-FORM	13256	137563	21580	147277
390410 POLYVINYL CHLORIDE,UNMIX SUBST	620207	4552455	435077	3123156
390421 OTH POLYVINYL CHLORIDE,NON-PLA	11454	37615	12826	92386
390422 OTH POLYVINYL CHLORIDE PLASTIC	40729	279001	23602	224799
390430 VINYL CHLORIDE VINYL ACETATE	6060	45323	3703	33096
390440 OTH VINYL CHLORIDE COPOLYMERS	11565	72413	6189	70576
390461 POLYTETRALUOROETHYLENE	143	3394	281	904
390469 OTHER, FLUORO-POLYMERS	195	20977		9596
390490 OTH POLYMERS OF VINYL CHLORIDE	2997	15755	1537	10411
390512 POLYVINYL ACETATE AQUE DISPERS	4362	44396	4856	37587
390519 OTH POLYVINYL ACETATE (PVA)		29520	5771	49876
390521 VINYL ACETATE COPOLYMERS AQUEO	43928	450218	68039	444905
390529 OTH VINYL ACETATE COPOLYMERS	17332	150533	15450	126083
390530 POLYVINYL ALCOHOL W/N CON UNHY	203867	1837266	178228	1574671
390591 COPOLYMERS		19998	1913	14285
390599 POLYMERS OF OTHER VINYL ESTERS	34050	328169	22201	287927
390610 POLYMETHYL METHACRYLATE	14225	170994	25982	166528
390690 OTHER,ACRYLIC POLYMERS P/FORMS	388229	3833672	332686	3522748
390710 POLYACETALS	33378	191432	14160	157057
390720 OTHER POLYETHERS	941545	8096968	1156004	9314478
390730 EPOXIDE RESINS	139690	1082425	92611	655902
390740 POLYCARBONATES	117451	942943	134223	965262
390750 ALKYD RESINS	25245	200240	27161	242462
390760 POLYETHYLENE TEREPHTHACATE(PET)	229456	2952732	517378	3915183
390770 POLY(LACTIC ACID)		28690	12363	42392
390791 OTHER POLYESTERS, UNSATURATED	10125	39904	2236	38023
390799 OTH POLYSTERS IN PRIMARY FORMS	46929	458839	48955	326323
390810 POLYAMIDE-6,-11,-12,-6,6,-6,10	28496	213178	28055	188388
390890 OTH POLYAMIDE IN PRIMAR FORM	20266	318461	47007	333298
390910 UREA RESINS, THIOUREA RESINS	6036	16880	4460	42363
390920 MALAMINE RESINS	22025	234772	12949	152452
390930 OTHER AMINO-RESINS	53098	57076	3383	7726
390940 PHENOLIC RESINS	35702	247752	29231	234523
390950 POLYURETHANES	198841	2196347	183054	2026795
391000 SILICONES IN PRIMARY FORMS.	346144	3018961	281176	2613547
391110 PETROL/COUMARONE,INDENE RESINS	21126	201857	6542	105931
391190 OTH,POLYSULPHIDE,SULPHONE/PLAS	11276	122774	12875	109850
391211 CELLULOSE ACETATES,NON-PLASTI		585		
391212 CELLULOSE ACETATES,PLASTICISED	46	2051	36	463
391220 CELLULOSE NITRATES(INCL COLLO)	66968	653156	62992	619345
391231 CARBOXYMETHYL CELLULOSE & SALT	115741	1008461	182654	1299362
391239 OTHER CELLULOSE ETHERS	201983	1488617	156348	1248785
391290 OTH CELLULOSE & CHEM DERIVATIV	22362	391536	28041	301760
391310 ALGINIC ACID,ITS SALTS & ESTER	130489	1329096	107669	1550995
391390 OTH NATURAL POLYMERS/MODIFI	40385	315659	30855	331868
391400 ION-EXCHANGERS BASED ON POLYMR	19562	281361	28708	286300
391510 WASTE,ETC OF ETHLY/POLYM/PLAST	695	17876	866	14080
391520 WASTE,ETC OF STYRENE/POLY/PLAS				40417
391530 WASTEETC OF VINYL-CHLORIDE/PL	23640	200731	14799	757338
391590 WASTE,ETC PLASTIC/PARING	57125	346781	15941	466739
391610 MONOFILAMENT D>1MM RD/ST/PROFI	120	12817	73	16792
391620 MONOFILAMENT D>1MM-PL PO VICHL	440	26731	787	48662
391690 OTH MONOFIL D>1MM PLASTIC-TOH	23013	157631	10677	111679
391710 ARTIFI GUTS OF HARDEN PROTEIN	36	9109	2142	9130
391721 TUBE,PIPE HOSES,RIGID,OF POLYM	20784	130032	21277	113168
391722 TUBE,PIPE HOSES,POLYMER OF PRO	8428	124983	3184	70034
391723 TUBE,PIPE ETC OF POLYMER VINYL	9120	215988	42857	163829
391729 TUBE,PIPE HOSE,RIGID,OTH PLAST	32711	408880	2161	112452
391731 FLEXIBLE TUBE,PIPE B-PRE27.6MP	19231	109284	15947	144595

Contd.

10.11 Imports by Economic Categories (Detail)

(In Thousand Rupees)

Items	April, 2016	From July, 2015	April, 2015	From July, 2014
391732 OTH,TUBE,PIPE HOSE W/OUT FITNG	553	13837	2325	15049
391733 OTH TUBE,PIPE NOT REINFORCED	4199	52063	1244	12642
391739 OTHER TUBES,PIPES AND HOSES,	132693	951060	281298	730702
391890 FLOOR COVERING OF OTH PLASTICS	9402	122083	16249	165759
391910 SELF ADHESIVE PLAT,ETC W<20CM	136045	1179774	97818	1062512
391990 OTH,SELF-ADHESIV PLATE,W>20CM	408177	3259755	257724	2717356
392010 OTH PLATES,ETC PLASNON-CELULAR	123935	1479434	193790	1474437
392020 OTH PLATE,ETC PLAST NOT REINFO	107058	1345531	168267	1222236
392030 OTH PLATE,SHEET,ETC OF PLASTIC	42368	273833	55721	236283
392043 OTH PLATE,MAT OF VINYL CHLORID	68274	427618	23263	274167
392049 OTH PLAT,ETC VINYL CHLORID FLX	87128	958707	125122	1081355
392051 OTH PLATE,ETC ACRYLIC POLYMERS	18495	49232		65951
392059 OTH PLAT,ETC OTH ACRYLPOLYEER	5693	69812	1076	26446
392061 POLY CARBONATE IN PLATE, ETC	12349	31289	3236	16694
392062 OTH PLATE ETC POLY(ETH TEREPH)	9437	287741	58335	200375
392063 OTH PLATE ETC UNSAT-POLYESTERS	15375	118452	32037	214402
392069 OTH PLATES ETC OF OTH POLYESTR	17631	135613	4335	68642
392071 OTH PLAT ETC PLAS OF REG CELUL		6811		6833
392073 OTH PLAT ETC PLASTIC NON CELLU		214		130
392079 OTH PLAT ETC-PLAS OF CEL DERIV		224		207
392091 OTH PLAT ETC PLAS OF PO BUTRAL		19821	3715	29772
392092 OTH PLAT ETC-PLAS OF POLYAMIDE	2017	15396		15561
392093 OTH PLAT ETC-PLAS OF AMINO-RES				162
392094 OTH PLAT ETC-PLAS OF PHENORES	1040	17618	13	18493
392099 OTH PLAT ETC-PLAS OF OTH PLAST	67209	465758	51192	479176
392111 PLATES ETC OF PLAS POLY/STYREN	747	15437		15405
392112 PLAT ETC PLASTIC CEL P-VIN-CHL	88310	925227	58481	463193
392113 PLAT ETC PLA CEL OF POLUURETHA	67747	607721	55472	781039
392114 PLAT ETC PLA CEL OF REGERATED	4730	14742	2001	12374
392119 FLAT SHET ETC PLA CEL OTH PLAS	26453	198627	26427	222119
392690 OTH, ARTICLES OF PLASTICS	338985	3374741	318999	3123855
400110 NATURAL RUBBER LATEX	198639	1823686	165745	2139829
400121 SMOKED SHEETS	171785	967179	154941	1268580
400122 TECH SPECIFIED NATURAL RUBBER	244325	2102029	148744	1543066
400129 OTHER NATURAL RUBBER	34886	218563	33414	178997
400130 BALATA,GUTTA-PARCHA,CHICLE ETC		17		
400211 STYRENE-BUTADIENE RUBBER LATEX	103695	1021043	148496	1083675
400219 STYREN BUTADIEN RUBER CARBXyla	120602	2747958	569344	3106705
400220 BUTADIENE RUBBER (BR)	7228	134169	29296	153808
400231 ISOBUTENE-ISOPRENE RUBBER(IIR)	49028	1204163	162966	1107008
400239 OTH,HALO-ISOBUTENE-ISOPRENE RU	169	96074	36003	119459
400241 CHLOROPRENE RUBBER LATEX (CR),	26	938		424
400249 CHLOROPRENE RUBBER O/THAN LATX	38777	439651	44080	348346
400251 ACRYL BUTADIENE RUBBER LATEX		1562		272
400259 ACRY BUTAD RUBBER O/THAN LATEX	31367	529133	94469	476265
400260 ISOPRENE RUBBER (IR)		5258		
400270 ETHYL PROPLENE-NON-CONJUGATED	16884	203461	20422	179069
400291 OTH SYNTHETIC RUBBER FACTICE	184	4161		917
400299 OTH SYN RUBBER FACTICE D/F OIL	7527	180353	21464	176347
400300 RECLAIMED RUBBER PRIMARY FORM	20187	231107	38511	292214
400400 WASTE,PAROMGS&SCRAP O/TH H-RUB	69890	684845	83165	988861
400510 COMP WITH CARBON BLACK OR SILI	96797	241952	7730	115921
400520 SOLUTION/DISPERS O/T H-4005.10	14	475		276
400591 PLATE,SHEET STRIP UN-VUL RUBER	496	11046		7791
400599 OTHER COMPOUNDED RUBBER	9800	175419	14423	198218
400610 CAMEL-BACK STRIP RETR RUB TYR	161	211		
400690 OTH FORM&ARTIC UNVULCAN RUBBER	257	5599	3208	51298
400700 UNVULCA RUBBER THREAD & CORD	26435	225783	24336	165031
400811 PLATE,SHEET ETC CELLU VULC RUB	2235	69652	6248	53804
400819 RODS&OTH FORMS OF CEL.VULC RUB	916	10698	250	12863
400821 PLAT,SHET N-CELU VULCANI RUBER	42528	312825	49495	486032
400829 RODS&OTH FORM OF N/CEL VUL RUB	4346	40248	1592	57234
400911 TUBE,PIPE OF RUBBER W/O.FITING	44374	352570	31234	262647
400912 TUBE,PIPE OF RUBER WITH FITING	1447	36085	1760	20947

Contd.

10.11 Imports by Economic Categories (Detail)

(In Thousand Rupees)

Items	April, 2016	From July, 2015	April, 2015	From July, 2014
400921 TUBE,PIPE OF RUB W/O.METL.FIT	2566	61661	1720	35019
400922 TUBE,PIPE OF RUB WITH METL.FIT	58	9131	1652	12866
400931 TUBE,PIPE RUB W/O TEX.METL.FIT	70908	173232	5640	115576
400932 TUBE,PIPE RUB W/TEX.METL.FIT	2752	51867	344	24128
400941 TUBE,PIPE RUB W/O OTH.METL.FIT	6322	53454	2670	44508
401700 HARD RUBER IN ALL FORMS/ARTICL	1426	13546	903	12963
410120 W.HID&SKIN BOV.WT8-10KG.UN.SPL		5523	1358	41790
410150 WHOLE,HIDE/SK BOV ANI F>16 KG	57736	409251	48457	579287
410190 OTH HIDES INCL BUTT,BEND&BELIE			1479	6419
410210 RAW SKINS OF SHEEP/LAMB W/WOOL	172996	1609840	300922	3119201
410221 RAW SK SHEP/LAM W-OUT WOOL PKD	8818	196870	98414	271869
410229 OTH RAW SK SHEP/LAM W/OUT WOOL	13423	126175	9936	227645
410320 RAW HIDES & SKINS OF REPTILES				5217
410390 OTH,HID/SK FRE SALTED,DRIED,LA	36552	537042	52495	883727
410411 HIDE/SKIN FULL GRAIN UNSPLIT	2679	26771		23025
410419 OTH HIDE,SKIN WET STATE	58920	398040	14030	148547
410441 HIDE,SKIN FULL GRAIN DRY STATE				23193
410449 OTHER HIDES DRY STATE(CRUST)	3185	10546	1622	42896
410510 WET BLUE LAMB,SHEEP SKIN	43405	576150	87101	1101248
410530 SHEEP/LAMB SKIN NO WOOL CRUST	301	880		10813
410621 GOAT/KID SKIN WET BLUE	33132	332410	49802	565385
410622 GOAT/KID SKIN CRUST	5884	70173	15409	121673
410691 OTH WET BLUE SKINS		3268		34
410692 OTH SKINS DRY STATE CRUST		1630		3629
410711 WHOLE HIDE SKIN FULL GRAIN BOV		3434		3057
410712 WHOLE HIDE/SKIN GRAIN SPLIT BV		11823	2664	13934
410719 OTH WHOLE HIDE/SKIN BOV ANIMAL	21370	600290	77492	740157
410791 OTH HIDE INCL SIDES FULL GRAIN	277	764		332
410792 OTH HIDE INCL SIDE GRAIN SPLIT		4554		16169
410799 OTH LEATHER FURTHER PREPARED	21507	181112	6854	109587
411200 PREPARED LEATHER SHEEP/LAMB	3779	31179	5815	62635
411310 LEATHER PREP.AFTER TANN GOAT	3515	48774	1592	152118
411390 OTH LEA FURTHER PREP.AFTR TANE	1400	35725	803	46747
411410 CHOMIS LEATHER				168
411420 PATENT LAMINATED METALIS LEATH		519		15798
411510 COMP. LEATHER WITH BASIS LEATH	1744	73049	4599	106355
411520 PARINGS, OTH WASTE OF LEATHER	303	7151	2209	11201
430219 OTH,FURSKINS,WHOLE,W&W/OUT H&T	4682	34734	9763	25755
430220 HEAD,TAILS,PAWS&OTHER CUTTINGS			846	846
440110 FUEL WOOD,IN LOGS,BILLETS ETC				193
440310 WOOD TRET WITH PAINT,STAIN ETC	7304	14209		35407
440320 OTH,CONIFEROUS SPECIES ROUGH	45124	262421	22940	164771
440349 OTH,WOOD,NON-CONF SPECIES ROUG	14506	313974	39419	258517
440391 OTH WOOD OAK LOGS NON-CONFIFER	5744	11131		443
440399 WOOD OF OTHER NON-CONF SPECIES	296692	2280703	141946	725752
440410 CONIFEROUS	1350	68318	4474	57134
440420 NON-CONIFEROUS		1054		5
440799 OTH WOOD NON-CONF.SPECIES	198952	1649834	204521	1540813
440810 CONIFEROUS SHEET FOR VENEERING	10942	79775	4026	73314
440831 VENEER/DARK RED MERANTI SHEETS		1521		2907
440839 OTH VENEER SHEET/TROPICAL WOOD	13007	65889	1854	47238
440929 OTHER NON-CONIFEROUS WOOD		1577	55	1893
441011 PARTICLE BOARD OF WOOD	11763	94458	14140	129755
441012 ORENTED STRAND BOARB UN-WORKED	628	7107	596	8758
441019 OTH P-BOARD OF LIGNEOUS MATERI	398	1124		515
441090 OTH P-BOARD NOT AGGLOM W-RESIN	428	3568		6254
441112 MEDIUM DENSITY BOARD (MDF)	103807	1446467	133667	1024119
441113 (MDF)THICKNESS 5MM TO 9MM	27403	309157	20271	240956
441114 (MDF)THICKNESS EXCEEDING - 9MM	127064	1356488	144393	1114654
441192 OTH (MDF)DENSITY EXC 0.8 g/cm3	85	7060		162
441193 OTH (MDF)DENSITY 0.5-0.8g/cm3	238320	1424101	190781	1152289
441194 OTH (MDF)DENSITY NOT> 0.5g/cm3	1374	7338	271	12743
441210 P-WOOD,VENEER PANELS OF BAMBOO	720	720		228
441231 OTH P-WOOD OF WOOD SHEET -6MM	122	1797		

Contd.

10.11 Imports by Economic Categories (Detail)

(In Thousand Rupees)

Items	April, 2016	From July, 2015	April, 2015	From July, 2014
441232 OT P-W OUTER PLY NON-CONIFE-WD	59146	409601	11675	238086
441239 OTH PW CONSIST OF WD SHEET-6MM	5532	132880	26717	109132
441294 OTH BLOCKBOARD,LAMINATED&BATEN	504	7821	38	6698
441299 OTH PW CONSIST OF WOOD SHEET	3100	40525	3069	4810
441400 WOODEN FRAMES FOR PAINTINGS	448	8351	241	7340
441510 CASES,BOXES,CRATES,SIM/PACKING	38	7334	256	40285
441520 BOX PALLETS& OTHER LOAD BOARD	1368	12313	96	13848
442190 OTHER,ARTICLES OF WOOD	9251	131563	8993	122903
450110 NATURAL CORK,RAW/SIMPLY PREPAR		850		3752
450190 WASTE CORK,CRUSHED,GRANULATED		3675	219	7128
450310 CORKS AND STOPPERS		11	73	87
450390 OTHER ARTICLE OF NATURAL CORK	528	1056		62
450410 BLOCK PLATE SHEET,STRIP CORK	3948	25045	2366	14441
460290 OTH BASKET/WICKERWORK/LOOFAH	378	6727	500	4785
470100 MECHANICAL WOOD PULP	29576	339293	62407	428549
470200 CHEM WOODPULP,DISSOLVING GRADE		40820	16600	91599
470311 CHEM WOODPULP UNBLECHED CONIFE	59636	695491	13992	585096
470319 CHEM WOODPULP UNBLE NON CONIFE		63538		4147
470321 CHEM WOODPULPSEMIBLEACH/BLEACH	391050	3127428	410463	2917256
470329 OTH CHEMWOODPULP BLE/SEMI-BLEH	125916	2712128	232946	2526780
470421 CHEM WOODPULP,S-BLE/BLE CONIFE				1
470429 CHE W-PULP,S-BLE/BLE NON-CONIF	15935	210391		212377
470500 SEMI-CHEMICAL WOOD PULP	84994	780769	28379	769886
470610 COTTON LINTERS PULP		12		
470620 PULP OF FIBRES DERI FROM W-SCR	14137	55209	4929	31315
470630 OTH PULP FROM WASTE OF BAMBOO		9000		
470691 PULP OTHER CELL MATERIAL MECH		59		
470710 UN-BLEACHED KRAFT PAPER	4641	30545	39726	144448
470720 RECOVERED PAPER/PAPER BOARD BL		7247		97
470730 PAPER/PAPERBOARD MACHINE PULP	844	13965	224	20728
470790 WASTE & SCRAP OF OTHER PAPER	204700	1753678	198901	1731784
480100 NEWSPRINT,IN ROLLS OR SHEETS	541246	4750272	447561	4932291
480210 HAND-MADE PAPER & PAPERBOARD	720	2981		492
480220 PAPER/P-BOARD PHOTO-SENSITIVE	3499	4149	49	3956
480240 WALL PAPER BASE				74
480254 OTH PAPER & PAPERBOARD<40G/SQM	6966	64584	11492	72899
480255 OTH PAPER&PAPERBOARD>40-G/SQM	298949	2495778	411162	2394320
480256 OTH PAPER&PAPERBOARD IN SHEETS	5945	62198		628234
480257 OTH PAPER WT 40-150 G/M2	14812	192104	36631	358903
480258 PAPER & BOARD WT>150G/M2	62186	549265	59186	547089
480261 OTH PAPER&PAPERBOARD IN ROLLS	692	4172		632
480262 OTH PAPER&PAPER BOARD IN SHEET	330319	3114230	249583	1977193
480269 OTH U-C CARBONISING BASE PAPER	3144	10558	2775	14573
480300 TOILET FACIAC TISSUE/TOWEL ETC	29844	281313	23919	236777
480411 KRAFTINER UN COATED UN-BLEACH	136803	1428830	93732	1225187
480419 OTH KRAFTLINER UNCOAT ROL/SHET	81386	698652	60085	681671
480421 SACK KRAFT PAPER,UNBLEACHED	400781	4117715	494186	4101897
480429 OTH SACK KRAFT PAP UN-COT RISH	4783	5881	4586	26435
480431 OTH KRAFT P1BORD WT150G/SQMUNB	22178	408725	37022	292395
480439 OTH UNC K-P/BORD WT150G/SQMUB	24210	148769	23879	216929
480441 OTH KR.P/BORD W>150G<2259-UNBL	139	8902		
480442 OTH KRAFT 150-225G BLECH	2055	18834	1616	21627
480449 OTH KRAFT PAPER IN ROCC/SEETS		6	45	3309
480451 OTH KRAFT PAPER 225G ON BLEACH	298	6300		5491
480459 OTH KRAFT PAPER IN ROLL 225G	7424	123424	16357	80538
480511 SEMI-CHEMICAL FLOUTING PAPER	20285	312606	3042	98393
480512 STRAW FLUTING PAPER		1077		99
480519 OTHER FLUTING PAPER	18	286954	24828	392721
480524 TESTLINER BD WT150G/M2 OR LESS	7528	81805	24871	127475
480525 TESTLINER BOARD WT>150 G/M2	9947	102104	17896	157432
480530 WRAPPING PAPER,UNCOAT	4186	200397	28870	284497
480540 FILTER PAPER/PAPERBOARD,UNCOAT	754	24499	947	17898
480550 FELT PAPER/PAPERBOARD,UNCOATED		13	80	80
480591 OTH P&P/ BOARD<150G UNCOATED	24580	290928	22878	237947

Contd.

10.11 Imports by Economic Categories (Detail)

(In Thousand Rupees)

Items	April, 2016	From July, 2015	April, 2015	From July, 2014	
480592	OTH P&P/BOARD 150-225G UNCOAT	13580	94775	27392	148021
480593	OTH P & P BOARD<225G UNCOATED	20890	190849	20609	149913
480610	VEGETABLE PARCHMENT PAPER	4581	15666		7547
480620	GREASEPROOF PAPERS	1287	21415	646	16412
480630	TRACING PAPERS	6768	26146	2289	24139
480640	CLASSINE/GLAZED TRANSPA PAPER	13443	108788	12919	117369
480700	COMPOSITE P/BOARD STICKING FLA	7556	49990	150	46739
480810	CORRUGATED P&P/BOARD PERFORTEO				749
480840	SACK KRAFT PAPER CREPED/EMBOSD	69	3305	2236	5718
480890	OTH PAPER,CREPED/EMBOSSD/PERF	7335	45758	1167	37035
480920	SELF COPY PAPER	45356	353849	30548	371618
480990	OTH COPYING / TRANSFER PAPERS	5543	26992	3291	35836
481013	P&P/BOARD FOR WRITING/PRINTING	160842	1552913	138603	1084725
481014	P&P/B IN SHEET 1-SIDE<435/297M	435	17087	546	1903
481019	OTH PAPER&PAPERBOARD IN SHEET	145646	589349	97513	571082
481022	LIGHT WEIGHT COATED PAPER	6634	20431		9543
481029	OTH LIGHT WEIGHT COATED PAPER	371931	2525450	502750	3020375
481031	KRAFT PAPER&BOARD WT 150G/M2		5019		1201
481032	KRAFT PAPER&P/BOARD WT>150G/M2		34061	292	47505
481039	OTH KRAFT PAPER&P/BOARD BLEACH		5551	2048	8816
481092	OTH PAPER&P/BOARD MULTI-PLY	1189451	9375334	1079699	9018151
481099	OTH PAPER&P/BOARD COATED	42953	261017	24721	280537
481110	P&P/BOARD,TARRED,BITUMINISED	1	75	3	6512
481141	GUMMED ADHESIVE PAPER & BOARD	115105	2028909	127888	1100533
481149	OTH GUMMED/ADHESIVE P&P/BOARD	3067	218786	26437	188663
481151	PAPER&PAPER BOARD PLASTIC COAT	132	132		197
481159	OTH P&P/BOARD PLASIC COAT.	329952	2283292	202579	2465423
481160	P&P/BOARD COATED WAX COVERED.	67976	568407	101515	473661
481190	OTH P&P/B CELLULOSE WADDING	173515	1501365	155625	1313776
481320	CIGRETTE PAPER IN ROLL WTH SCM	37006	560912	67698	591278
481390	OTH CIGARET PAPER,BOOKLET/TUBE	22849	534524	56272	605465
481420	WALL PAPER COVERD WITH GRANITE	28592	204383	10796	130925
491199	OTHER, PRINTED MATTER	19241	340268	20614	628097
500100	SILK-WORM COCOONS FOR REELING		952	498	1637
500200	RAW SILK (NOT THROWN)	29158	195121	11397	97750
500300	SILK WASTE, YARN WASTE&G-STOCK	1144	2899		2595
500400	SILK YARN,NOT RETAIL SALE	20874	369115	13466	282953
500500	YARN SPUN FROM SILK,WASTE NRS	50503	511166	40595	483605
500790	OTHER SILK FABRICS	270646	1708275	171834	2182435
510111	SHON WOOL GREASY		12519	67	10445
510119	OTHER GREASY FLEECE WSHED WOOL	2722	441883	6299	392785
510121	SHORN WOOL, DEGREASED		17479	7200	7200
510129	OTHER DEGREASED WOOL NOT CORBO	7438	7438		34113
510130	CARBONISED WOOL	41770	101946	10887	86322
510219	OTH FINE ANIMAL HAIR KASHMIR	30	30		10081
510220	COARSE ANIMAL HAIR				788
510510	CARDED WOOL		3449	174	1500
510529	OTHER WOOLTOPS&COMBED WOOL		37778		19465
510531	FINE ANIMAL HAIR,CARDED/COMBED		1615		19723
510539	OTH F-ANIMAL HAIR,CARD/COMBED		16585		65
510610	YARN OF CARDED WOOL 85% WT WOL	36116	239400	30637	257594
510620	YARN OF CARDED WOOL<85% W WOL	11066	179890	22060	179147
510710	YARN OF COMBED WOOL-WOOL=>85%	3448	43486	9257	60737
510720	YARN OF COMBED WOOL-WEIGHT<85%		16023	13947	26228
510910	YARN OF WOOL /ANIMAL HAIR 85%>		2156		2477
510990	OTH YARN OF WOOL / ANIMAL HAIR		3239		
520100	COTTON, NOT CARDED OR COMBED.	8052854	69554418	4382621	27136511
520210	YARN WASTE(INCL.THREAD WASTE)	1388	14368	1636	20901
520291	GARNETTED STOCK		3413		
520299	OTHER COTTON WASTE	18715	191269	26198	184023
520300	COTTON, CARDED OR COMBED.	80	236		7571
520411	COTTON SEWING THREAD 85%/MORE	99	1479	202	202
520419	OTH COTTON SEWING THREAD 85%>	1390	12914	1148	5449
520420	COTTON SEWING THREAD,RETL SALE	24	5338	283	1122

Contd.

10.11 Imports by Economic Categories (Detail)

(In Thousand Rupees)

Items	April, 2016	From July, 2015	April, 2015	From July, 2014
520511 SIN.COT.YAR.U.COM.FIB.D-714.29	14086	212364	18360	258497
520512 S-COT.YARN UCF.D-232.56-714.29	40501	571351	42229	595577
520513 S-COT.YARN UCF.D-192.31-232.56	130823	1069499	6525	147360
520514 S-C. YARN UCF D-125.00-193.31.	96801	197903		46100
520515 S/C YARN UCF.D< 125.00-193.31.		50190		53296
520521 S/C YARN COM.FIB D-714.29/MORE		27214		
520522 S/C YARN LF.DX.232.56-714.29	11	405225	11790	539221
520523 S/C.YARN LF.DX.192.31-232.56	4782	70878		22956
520524 S/C YARN COM.FIB.125-192.31-DX	95395	543871		50550
520526 S/C YARN LF. DX. 106.30-125.		18687	16403	278535
520527 S/C YARN COM.FIB.106-36-125-DX	269054	1887570	298862	2109583
520528 S/C YARN COMBED FIB.< 83.33-DX	96692	1940536	258099	2519049
520531 MUL/CAB.C/Y.ULF.>714.29DECITEX		211957	26444	59553
520532 MUL/CAB C/Y ULF.232.56-714.29D	1126	12096	641	13025
520535 MUL/CAB.C/Y UN.COM.FIB<125.DX.	8712	108941	27349	233127
520542 MUL/CAB.C/Y CF.232.56-714.29DX	1351	55924		92652
520543 MUL/CAB.C/Y CF.129.31-232.56DX		108		103
520544 MUL/CAB.C/Y C.FIB-125-192.31DX		117		6477
520547 MUL/CAB C.Y CF.83.33-106-38 DX		30484	4536	4536
520548 MUL/CAB.C/Y COM.FIB.< 83.33.DX	16116	44661	5645	68259
520611 S/C YARN UN COM. FIB>714.29 DX	6186	80715	14176	105412
520612 S/C YARN UN.COM. FIB.<71429.DX	2841	76589	12492	69076
520613 S/C.YARN UN.COM.FIB.<832.56DX.		357		
520614 S/C YARN UN.COM.FIB.<192.31DX		143		
520615 S/C YARN UN.COM. FIB.<125DX.				969
520622 S/C YARN COMBED FIB.<714.29DX		85		578
520624 S/C YARN COMBED FIB< 192.31DX		9826		
520625 S/C YARN COMBED FIB<125 DX		4776		
520632 MUL/CAB C/Y UCF<D714.29,232.56		166		
520635 MUL/CAB C/Y UN-COM F/B<125DX		7186		10290
520710 C/Y CON>85 % WT OF COT PER-SAL	50	1273		1132
521225 OTH W-FAB COT PRINTED>200G/SQM	248	911	106	1756
530121 FLAX,BROKEN OR SCUTCHED N-SPUN			3119	23956
530129 OTH, FLAX,HACKLED NOT SPUN	11430	132676	5719	134647
530290 OTH,TRUE,HEMP RAW,PROSS N-SPUN		1		
530310 JUTE/OTH TEXT BAST FIB RAW/RET	272384	2737534	211770	3640404
530390 OTH, WASTE OF JUTE&TEXTILE FIB		5573		45281
530500 COCONUT,ABACA RAMIE,RAW/PROCE	9085	119766	14481	119000
530610 SINGLE FLAX YARN	4883	29762		80690
530620 MULTIPLE OR CABLED YARN		1119	2417	2838
530710 SINGLE,YARN OF JUTE OR OTH FIB	31398	290650	8126	74338
530720 MULTIPLE OR CABLED YARN(RAMIE)	5629	22710	8640	45406
530810 COIR YARN	7525	45673	2774	35059
531100 WOV FAB OF OTH VEG TEX FIB	682	2314		2279
540110 SEWING THREAD SYTHA FILAMENT	32500	355113	31078	492787
540120 SEWING THREAD ARTIFICIAL FILAM	223216	2298984	225740	1671772
540211 HIGH TENANCITY YARN OF ARAMIDS	1599	27769	621	25568
540219 OTH HIGH TENANCITY NYLON YARN		6413	964	45418
540220 HIGH TEN YARN OF POLYESTERS	4108	98676	9740	64256
540231 FILAMENTS YARN NYLON POLY 50	85916	1009559	95649	1074567
540232 FILAMENTS YARN NYLON/OTH POLY	31222	138376		132059
540233 FILAMENTS YARN OF POLYESTERS	2209282	16733939	2196408	17055521
540234 TEXTURED YARN OF POLYPROPYLENE	21389	265254	24172	150701
540239 OTH, SYNTHETIC FILAMENTS YARN	13341	220254	25913	318542
540244 OTH YARN SINGLE UN-TWIST/TWIST	417814	4412889	445869	4187807
540245 ELASTOMERIC YARN OF NYLON	64882	536783	78433	580911
540246 ELASTOMERIC YAR,POLY-PARTIALLY	9454	55189	6931	53206
540247 ELASTOMERIC YARN OF POLYESTERS	463226	5019846	511826	5303691
540248 O-ELASTOMERIC OF SPANDEX/LYCRA	5463	84954	7258	63941
540249 OTH,YARN,SINGLE,50 TURNS/MTR	15106	82819	17648	143611
540251 OTH S/Y TWIST>50/M NYLON,POLYA		11631	2658	24956
540252 OTH S/Y TWS>50/M OF POLYESTER	67686	394685	36286	330662
540259 OTH S/Y TWS>50M OF OTH POLYEST	254	3206	1988	20868
540261 OTH Y-MULTIPLE/CAB NYLON/POLYM	394	15511	3851	72869

Contd.

10.11 Imports by Economic Categories (Detail)

(In Thousand Rupees)

Items	April, 2016	From July, 2015	April, 2015	From July, 2014
540262 OTH Y-MULTI/CAB OF POLYESTER	54805	740670	93851	888262
540269 OTH Y-MULTI/CAB NOT RETAIL SAL	12402	140489	13465	111053
540310 HIGH TENACITY YARN OF VISCOS	111	111		245
540331 OTH Y/S UN-TWST VISCOSE RAYON	1231979	9153433	875582	8337501
540332 OTH Y/S VIS RAY >120TURNS/MTRS	355570	4049781	233417	3852292
540333 OTH YARN,SINGLE CELLULOSE ACET	2849	65048	3707	36912
540339 OTH ARTIF FILAMENT YARN SINGL	67639	858220	47264	502604
540341 OTHER YARN OF VISCOS RAYON		21638		33071
540349 OTH ARTI FILAMENT YRN VIS RAYO		437	5	3007
540411 ELASTOMERIC SYN-MONOFILAMENT		7441	2930	23576
540412 OTH MONOFILAMENT OF POLYPROPYL		27362	4456	23016
540419 OTH SYN MONOFILAMENT OF 67-DEX	3500	179685	5715	128869
540490 OTH SYNTH YARN & SYNTH TEX MAT	1767	137290	548	85372
540500 ARTIFICIAL MONOFILAMENT67D/MORE				499
540834 OTH WOV FAB ART.FIL YARN PRINT	2751	25909		272
550110 SYN FIL TOW NYLON/OOPOLYAMIDES		50		
550120 SYN FILAMENT TOW OF POLYESTERS	1855	21275		51822
550130 ACRYLIC OR MODACRYLIC	207796	2758512	471034	2851797
550190 SYNTHETIC FILAMENT TOW,N.S.		2065		25430
550200 ARTIFICIAL FILAMENT TOW	336531	3626836	419675	3886849
550311 SYN STAPL FIB OF NY OF ARAMIDS	2637	57819	4600	31488
550319 OTH SYN STSPL FIB NOT CARD/COM	6857	29143	3044	172638
550320 SYN STA FIB POLYESTER N-CRD/CD	369852	8272445	1369061	13749084
550330 SYN STA FIB ACRYLIC N-CRD/COMD	92128	3756206	274570	3168082
550340 SYN STAFIB POLYPROPYLENE N-C/C	6434	23363		8425
550390 SYN STAPLE FIB NOT CARDED/COMB	3540	138189	17029	72535
550410 ART-STA FIB VIS RAYON N-CRD/CO	1570044	17049975	1870912	15503541
550490 OTH ART STAPLE FIB NOT CARDED	526793	5500049	643285	4859175
550510 WASTE SYNTHETIC FIBRES	217	1740		8276
550520 WASTE ARTIFICIAL FIBRES	14	506		3929
550610 SYN STA FIB CRD,COM SPIN NYLON		5661		31369
550620 SYN STA FIB CRD,COM SPN POLYES	14066	207871	23753	261729
550630 ACRYLIC FIBRES CARDED/COMBED		8460		1561
550690 SYNTHETI FIB CARDED/COMBED NS		3932		1024
550700 ARTIFI STAPLE FIB CARDED/COM		1482	395	395
550810 SEWING THREAD SYN STAPLE FIBRE	1354	18959	4395	29607
550820 SEWING THREAD ART STAPLE FIBRE		1068		49419
550911 S/Y STA FIB 86% WT NYLON	21711	116853	11212	590581
550912 MULTI CAB YRN SYN FIB NYL 85%W	1991	9125		232
550921 S/Y SYN STA FIB 85% WT POLYSTR	371221	3297006	468102	4466409
550922 MULTI STA FIB 85% W POLYESTER	179231	1408042	142712	1047511
550931 SINGLE YARN85% OR MORE ACRYLIC	13621	98900	7463	194336
550932 MUL/CAB YARN 85% ACRYLIC FIB	51406	1026203	209255	1079978
550941 SINGLE YARN 85% WT SYN STA FIB	34057	161423	18147	87752
550942 MUL/CAB YARN SYN STA FIB 85%WT		2507		746
550951 O/YRN POLYES STA FIB MIX ARTIF	267786	2562938	323203	2639199
550952 O/YRN MX WITH WOOL/FINE A-HAIR		619		
550953 OTH YRN OF POLYESTER MIX COTTN	6481	42146	9	27988
550959 OTH YRN OF POLY STAPLE FIBRE	7489	301619	40962	370812
550961 O/YRN OF ACRYLIC S-FIB MX WOOL	8546	12743	7166	83506
550962 OTH YARN ACRYLIC MIX COTTON		137		4220
550969 YARN ACRYLIC FIB NOT FOR R-SAL	39508	554013	63002	446049
550999 OTH YARN SYN FIB NOT FOR R-SAL		15522	14894	99298
551011 S/YRN ART STA FIB>85% STAPLE-F	157799	919841	71094	1009478
551012 MUL/CAB YARN ART STA FIB>85%W		8803	5347	35111
551030 O/YRN ART STA FIB MIX COT-NRS		6410		17
551090 O/YRN ATT STA FIB<85%ART ATA-F	5458	18119	577	4925
551120 YARN<85% BY WT SYN STAP FIBRE			45	18990
560290 OTH FELTS,NOT IMPREGNATE,COAT	7323	148803	10951	157380
560311 N-WOVNS, M-MADE FILA>25G/SQM	119639	963904	55482	722560
560312 N-WOV,M-MAD FIL>25G/SQM>70GSQM	155665	939575	74744	945507
560313 N-WOVNS,M-MAD FIL>70G/SQM>150G	35062	361467	28691	301835
560314 N-WOV,M-MAD FLAME WT>150G/SQM	17099	345109	28174	162541
560391 OTH NONWOVENS, WT>25 G/SQM		8039		4209

Contd.

10.11 Imports by Economic Categories (Detail)

(In Thousand Rupees)

Items	April, 2016	From July, 2015	April, 2015	From July, 2014
560392 OTH N-WOV,WT>25G/SQM>70 G/SQM	12290	116503	1323	38325
560393 OTH,NON WOVEN>70G/SQM>150G/SQM	6285	41508	7571	30239
560394 OTH,N-WOVEN WEIGHING>150G/SQM	237328	2152285	133139	1850933
560410 RUBBER THREA AND CORD,TEX COVE		15719	2520	28248
560490 OTHER,TEXTILE COVERED MATERIAL	7509	92723	17745	105653
581099 OTH TEXTILE MATERIAL.	144	7287	345	838
581100 QUILTED TEXTILE PRODUCT PIECE.	3958	56484	639	41472
590110 TEX FAB.GUM COATED/AMYLAC,SUBS	158	8085	3252	29749
590290 OTH,TYRE CORD FAB YARN VIS-RYN		3122	422	1758
590310 TEX.FAB.IMP,COV/LMTD PICAL.	197394	1577016	98964	1245713
590320 TEX.FAB IMP,COATED,POLYURETHAN	243989	1567735	54754	1603745
590490 OTH FLOOR COVERINGS, LINOLEUM		364	35	154
590500 TEXTILE WALL COVERINGS.		224		98
590610 ADHESIVE TAPE < 20 CM	1775	31962	4969	31902
590691 RUBBERISED TEX FAB,KNIT/CROCH		1685		7948
590699 OTHER,RUBBERISED TEX FAB,N.S	15009	105412	6510	99363
590700 TEXTILE FABRICS O/W IMPG/COATD	18298	368615	11985	203292
630800 SETS OF WOVEN FABRICS AND YARN		248		35
630900 WORN CLOTHING&OTH WORN ARTICLE	1347093	13585230	1107816	10317670
631010 USED&NEW RAGS,SCRAP,TWINE,ETC	945	2974		2574
640590 OTHER FOOTWEAR	14772	493089	6559	89797
640610 OTH PARTS OF FOOTWEAR N.S.	102	83428	77	58309
640620 OUTER SOLE/HEEL OF RUB/PLASTIC	17188	163658	918	125158
640690 PARTS OF FOOTWEAR/OTH MATERIAL	1062	33310	1240	31525
650100 HAT-FORM/BODY,HOODS OF FELT		98		243
700800 MUL-WALLED INSULATE UNIT GLASS		40842	3599	96548
700910 REAR VIEW MIRRORS FOR VEHICLES	5645	71983	4128	52756
700991 UNFRAMED GLASS MIRRORS	154498	654417	47956	605447
701399 O-GLASSWARE INDOOR DECORATION	166372	1786475	212904	1920810
701890 OTH GLASS ART O/T IMI-JEWELERY	6298	88250	5016	66818
701911 SILVER/ROVINGYARN C/STAND=50MM	129	3301		1812
701912 ROVINGS	15227	114238	15993	105718
702000 OTH ARTICLES OF GLASS	3519	70465	4747	39445
710110 NATURAL PEARLS		3		
710121 CULTURED PEARLS UNWORKED		188		
710122 CULTURED PEARLS WORKED		39		
710310 UN-WORKED/SIMPLY SAWN PRE-STON		16066	155	24984
710399 OTH SEMI/PRE STONES WORKED N.S		647		42
710420 OTH UN-WORKED SAWN,SYN PRE STO		47		
710590 OTH DUST/POWDER NAT SYN PRE ST				31
710610 SILVER POWDER				6
710691 SILVER UNWROUGHT		493972		441627
710692 SEMI-MANUFACTURED SILVER	6547	60899	12024	72023
711019 OTH PLATINUM OTH SEM MFG FORM		173	150	3081
711049 OTH MET-PLAT GRUD/ALOY S-MED F				225
730890 OTH STRUCTURE OF IRON OR STEEL	1038376	7952223	372738	4746405
730900 RESERVATORS,TANKS,VATS SIMICONT	1903	116136	12535	149612
731010 TANKS,CASKS,DRUMS,CANS,BOX>50	636	20292		11893
731021 CAN,CLOSED BY SOLD/CIMP CAP<50	11523	113454	5935	76818
731029 OTH TANK,CASK,DRUM,BOX CAP<50	72343	353030	118713	767805
761090 ALUM STRUCTURE & PARTS N.E.S.	20239	327346	35780	561303
761100 ALUM RESERVOIRS,TANKS VATS ETC		6		162
761210 COLLAPSIBLE TUBULAR CONTA ALUM	4732	24960	3000	25276
761290 OTH CASKS,DRUM,CAN,BOXES ALUMI	226285	1706632	394709	1617537
890800 VESSELS&F-STRU FOR BREAKING UP	5194153	25821840	3584024	50942952
900110 OPTICAL FIB,OPTI FIB BUNDLES	56477	439377	47773	307138
900120 SHEET,PLATE OF POLARISING MATE		73	34	431
900130 CONTACT LENSES.	673	15288	2267	12476
900140 SPECTACLE LENSES OF GLASS.	432	36104	1664	38171
900150 SPECTACLE LENSES OTH MATERIAL	2621	24762	1285	25819
900190 OTH LENSES, PRISMS, MIRRORS	330	12441	19	6498
900211 OBJECTIVE LENSE CAMRA/PROJECTOR	932	6794	392	4095
900219 OTHER OBJECTIVE LENSES.	1111	14558	40	6065
900220 FILTERS FOR OBJECTIVE LENSES		1352	10	464

Contd.

10.11 Imports by Economic Categories (Detail)

(In Thousand Rupees)

Items	April, 2016	From July, 2015	April, 2015	From July, 2014
900290 OTH,MOUNTED OPTICAL ELEMENTS	1418	13364	140	31606
900311 FRAMS,MOUNTINGS OF PLASTICS	354	10104	308	9291
900319 FRAM,MOUNTING OF OTH MATERIAL	9067	92660	2803	52985
900390 PART FOR FRAMES&MOUNT SPECATLE		565	34	146
900410 SPECTACLES,GOGGLES SUNGLASSES	53703	305397	17111	248792
900590 PARTS/ACCESSORIE OF BINOCULARS	55	2066		16950
900610 CAMERA FOR PREPARE PRINT PLATE		224		
900630 CAMERA USED IN UNDERWATE SURVY				15
900640 INSTANT PRINT CAMERAS				412
900651 CAMERA(SLR) FOR FILM WD!>35MM		86		560
900659 OTH CAMERA PHOTOGRAPHIC		705	447	10078
900661 DISCHARGE LAM FLASHLIGHT APPAR	284	1322	28	873
900669 OTH PH-GRAPHIC FLASHLIGHT APPA	217	1275	84	1235
900691 PARTS,ACCE PHOTOGRAPHIC CAMERA	3086	10783	563	7062
B. CAPITAL GOODS TOTAL	36239833	338228016	31386589*	315131240
250100 SALT/PURE SODIUM CHLORIDE	6752	45430	2432	35649
250300 SULPHUR OF ALL KINDS	142295	812395	75521	641396
250410 NATURAL GRAPHITE OF ALL KINDS	8364	77559	3637	76732
250490 OTHER,NATURAL GRAPHITE	143	377		1523
250510 SILICA SANDS AND QUARTZ SANDS	3721	16493	960	13727
250590 OTHER NATURAL SANDS		6126	730	26002
250610 QUARTZ (O/T NATURAL SANDS)	248	4086	447	3178
250620 QUARTZITE ROUGHLY TRIMMED	426	426		254
250700 KAOLIN & OTH KAOLIN CLAYS	77116	596976	59346	538145
250810 BENTONITE	6318	95353	9620	78192
250830 FIRE-CLAY	1146	9479		4554
250840 OTHER CLAYS	10921	78867	8411	68452
250860 MULLITE		153		4092
250870 CHAMOTTE OR DINAS EARTHS				1464
250900 CHALK	22733	116487	9701	104273
251110 NATURAL BARIUM SULPHATE	4136	57455	7189	30324
251200 SILICEOUS FOSSIL MEALS	2162	10702	1187	18545
251310 PUMIC STONE W/NOT HEAT TREATED	8962	79698		57790
251320 EMERY,NATURAL CORUNDUM,GARNET	1996	36167	2155	40504
251400 SLATE,WHET/NOT ROUGHLY TRIMED		747		
251511 MARBLE/TRAVERTINE,CRUDE ROUGH	350	217328	28884	155216
251512 MARBLE,TRAVERTINE,MERELY CUT		4617	263	2955
251611 GRANITE,CRUDE/ROUGHLY TRIMMED	4766	29160	3195	17751
251612 GRANITE,MERELY CUT,BY SAWING		3839		3517
251620 SANDSTONE,CRUDE/ROUGHLY TRIMED	998	4487		1202
251690 OTH MONUMENTAL BUILDING STONE				1828
251710 PEBBLES,GRAVEL/CRUSH STONE ETC		297	1147	2500
251741 GRANULES,CHIP & POWDER,MARBLE		11938		5203
251749 OTH GRANULE,CHIPPING & POWDER		12316	732	1706
251810 DOLOMITE, NOT CALCINED		1294		
251830 DOLOMITE RAMMING MAX		2673		8589
251910 NAT.MAG.CARBONATE (MAGNESITE)		1153		
251990 OTH FUSED MAGNESIA,DEAD BURNED	14805	97681	5968	96004
252010 GYPSUM; ANHYDRITE	9079	55007	3036	35037
252020 PLASTERS OF CALCINED GYPSUM	123	3964		4279
252100 LIMESTONE FLUX;LIMESTON CEMENT	817	3323		
252210 QUICKLIME	166	1164		370
252220 SLAKED LIME	1150	5647	300	2592
252230 HYDRAULIC LIME		269		29
252310 CEMENT CLINKERS	65696	250436	2685	9660
252321 WHITE PORTLAND CEMENT				223
252329 OTHER PORTLAND CEMENT	53498	592519	222875	808281
252330 ALUMINOUS CEMENT(CEMENT FONDU)		2843	1068	2115
252390 OTHER HYDRAULIC CEMENTS	5403	302134	39026	358888
252410 ASBESTOS CROCIDOLIITE				2293
252490 OTHER ASBESTOS	15605	157624	32939	302314

Contd.

10.11 Imports by Economic Categories (Detail)

(In Thousand Rupees)

Items	April, 2016	From July, 2015	April, 2015	From July, 2014
252520 MICA POWDER	14	7225	605	4543
252610 NATURAL STEATITE,NOT CRUSHED	228747	1317586	4126	2370968
252620 NATURAL STEATITE,CRUSH/POWDER	1611	42535	1930	27742
252800 NATURAL BORATES & CONCENTRATES		123		94
252910 FELDSPAR	3055	10353		41
252921 FLUORSPAR<97% CALCIUM FLORIDE		342		
252922 FLUORSPAR>97% CALCIUM FLORIDE	1295	4850	1849	9424
252930 LEUCITE;NEPHELINE,NEPH SYENITE	2332	9784		
253010 VERMICULITE,PERLITE CHLORITES	74	6376		3127
253090 OTHER,MINERAL SUBSTANCES	34025	337587	36958	307802
260111 IRON ORES,CONCEN,NON-AGGLOMERT		142300		2763611
260200 MAGANESE ORES & CONCENTRATES				117194
260300 COPPER ORES AND CONCENTRATES				43
260400 NICKLE ORES AND CONCENTRATES		129		111
260700 LEAD ORES AND CONCENTRATES	2882	13780		6564
260800 ZINC ORES AND CONCENTRATES		3662		
261000 CHROMIUM ORES AND CONCENTRATES		9105	1000	17411
261390 MOLYDENUM ORES/CONC O/T ROAST		64		
261400 TITANIUM ORES & CONCENTRATES		18777	2794	25431
261510 ZIRCONIUM ORES AND CONCENTRATE				5351
261590 OTH NIOBIUM,TANTALUM,VANAD ORE		288		
261800 GRANULATED SLAG M/G IRON,STEEL	52282	660497	13462	177548
261900 SLAG,DROSS OTH WASTE,IRN/STL		88851		34213
262011 HARD ZINC SPELT MAINLY OF ZINC	1463	18071	85	9175
262019 OTH,ASH&RESIDUE C/MAINLY ZINC	1852	6479	1950	37124
262030 ASH&RESIDUES MAINLY OF COPPER		860		
262040 ASH&RESIDUE MAINLY OF ALUMNIUM		741		
262091 ASH&RESIDUE CONTAIN ANTIMONY		228		
262099 OTH ASH&RESIDUE CANTAIN METAL		884		
262190 OTH SLAG &ASH,RESIDUES M-WAST	3709	11528	939	15665
270111 ANTHRACITE NOT AGGLOMERATED	415	10207		2336
270119 OTHER COAL,NOT AGGLOMERATED	4757980	39061218	3708107	43508739
270120 BRIQUETTES SIMILAR SOLID FUEL	68	132		72
270210 LIGNITE NOT AGGLOMERATED		4970		3110
270300 PEAT INCLPEAT LITTER	1150	12778	3145	10164
270400 COKE/SEMI OF COAL,RETORT CARBN	191461	1932618	158069	2372819
270500 COAL GAS,WATER GAS,SIMILAR GAS	118	776		404
270600 TAR FROM COAL/LIGNITE/PEAT ETC	288	8671	946	14846
270720 TOLUOLE (TOLUENE)		6100		
270730 XYLOLE (XYLENES)	117192	1192944	136898	1618307
270740 NAPHTHALENE	66	66		
270750 OTH STOCK FOR CARBON BLACK	28763	249411	85157	281109
270791 CREOSOTE OILS	1032	3423		1611
270799 OTH OIL /PROD DISTLION COALTAR	15218	485648	182201	1119722
271019 KEROSENE,INCL KER.TY. JET FUEL	1953302	15630145	1476894	11791706
271129 OTH GAS HYDROCARBON GAS STATE		33037	587	4285
271210 PETROLEUM JELLY	18450	434942	24430	211925
271220 PARAFIN/WAX,CONT WT<0.75%OIL	19445	295101	57894	294521
271390 OTH RESIDUE PETROLEUM BITUMEN		3575		3282
271500 BITUMEN MIXTURES,NATURAL	5531	39887	7082	49406
271600 ELECTRICAL ENERGY		3214668		
280120 IODINE	26131	167178	24831	231213
280200 SULPHUR,SUB/PRE COLLI.SULPHER		1010		5319
280300 CARBON(INCL CARBON BLACK)NES	181257	1641931	182681	1006008
280410 HYDROGEN.	908	2621	316	30197
280421 ARGON	9342	60862	6830	45979
280429 OTHER, RARE GASES.	7578	102034	6783	79676
280430 NITROGEN	93	4581	293	2526
280440 OXYGEN	31	1773		1186
280450 BORON, TELLURIUM	42	42		5
280461 SILICON CON & 99.99% BY WEIGHT		9171		10759
280469 OTHER SILICON	1395	40649		14243
280470 PHOSPHORUS	6590	57286	842	63730
280480 ARSENIC		13692		13470

Contd.

10.11 Imports by Economic Categories (Detail)

(In Thousand Rupees)

Items	April, 2016	From July, 2015	April, 2015	From July, 2014
280490 SELENIUM	8888	56921	12749	133174
280511 SODIUM		197		2
280512 CALCIUM		8494		7977
280519 OTHER ALKALI METALS		50800	2401	27444
280540 MERCURY	959	9221	1140	24460
280610 HYDROGEN CHLORIDE (HCL ACID)	31	9589	217	3396
280620 CHLOROSULPHURIC ACID				2
280700 SULPHURIC ACID; OLEUM	909	2767		1781
280800 NITRIC ACID;SULPHONITRIC ACIDS	16532	106321	13640	102896
280910 DIPHOSPHORUS PENTAOXIDE	2175	10353	832	5559
280920 PHOSPHORIC/POLPHOSPHORIC ACIDS	2518724	25224651	2105137	22258327
281000 OXIDES OF BORON;BORIC ACIDS	18032	230105	18545	205413
281111 HYDROGEN FLUORIDE	924	8221	1176	7761
281119 OTHER INORGANIC ACIDS.	10230	97545	1894	110418
281121 CARBON DIOXIDE		1015	12333	132852
281122 SILICON DIOXIDE (SILICA)	83734	632759	95156	592788
281129 OTH INORGANIC OXYGEN COMPOUNDS	1470	17191	1728	13546
281210 CHLORIDES AND CHLORIDE OXIDES		143		76
281290 OTH HALIDE/HALIDE OXIDES		18196	92	10863
281310 CARBON DISULPHIDE		4		13
281390 OTH SUPHIDE OF NON-METALS		8375		
281410 ANHYDROUS AMMONIA		1932		2691
281420 AMMONIA IN AQUEOUS SOLUTION	1749	30380	1743	11072
281511 SODIUM HYDROXIDE SOLID	6696	90245	14166	126918
281512 SODIUM HYDROXIDE AQUEOUS SOL	82	2830		2189
281520 POTASSIUM HYDROXIDE (CAUSTIC)	32204	171405	57583	314541
281530 PEROXIDES OF SODIUM/POTASSIUM		137		3960
281610 HYDROXIDE/PEROXIDE OF MAGNESUM	2320	44853	824	41282
281640 STRONTIUM,OXIDE,H-OXIDE,PEROXI	320	5941	1367	2336
281700 ZINC OXIDE;ZINC PEROXIDE	16928	194255	39259	210030
281810 ARTIFICIAL CORUNDUM NOT DEFIN	1219	27008	2993	25709
281820 ALUMINIUM OXIDE O/T ARTIFICIAL	28584	168437	4427	214449
281830 ALUMINIUM HYDROXIDE	36458	398935	34955	366260
281910 CHROMIUM TRIOXIDE	17398	120407	25791	129108
281990 OTH,CHROMIUM OXIDES&HYDROXIDE	2512	7447	775	6041
282010 MANGANESE DIOXIDE	1492	22892	2950	23210
282090 OTHER, MANGANESE OXIDES	1878	7869		16570
282110 IRON OXIDES AND HYDROXIDES	72692	543180	50236	450859
282120 EARTH COLOURS		3206		
282200 COBALT OXIDE & HYDROXIDE	13911	86522	12085	61729
282300 TITANIUM OXIDES.	28179	241693	34831	217124
282410 LEAD MONOXIDE(LITHARGE,MASICOT	1018	37971	11588	22526
282490 OTHER, LEAD OXIDES		27809		1269
282510 HYDRAZINE, YDROXYLAMINE SALT	11158	86189	11802	64819
282520 LITHIUM OXIDE AND HYDROXIDE		11457	463	8175
282530 VANADIUM OXIDES AND HYDROXIDES		1303	2364	8729
282540 NICKEL OXIDES AND HYDROXIDES		364		6986
282550 COPPER OXIDES AND HYDROXIDES				612
282560 GERMANIUM OXID/ZIRCONIUMDIOXID		151		2
282570 MOLYBDENUM OXIDES/DIOXIDES		41		439
282580 ANTIMONY OXIDES		60126		52440
282590 OTH INORGANIC BASE/METAL OXIDE	1135	10629	5142	40880
282619 OTHER, FLOURIDES	543	17078	5210	25841
282630 SODIUM HEXAFLOROALUMINATE	212	238		151
282690 OTHER,COMPLEX FLUORINE SALTS	3986	11119	60	9583
282710 AMMONIUM CHLORIDE	8441	84296	3412	51134
282720 CALCIUM CHLORIDE	14299	96410	4263	72345
282731 CHLORIDES OF MAGNESIUM	4957	32462	1129	22178
282732 CHLORIDES OF ALUMINIUM		4521		39160
282735 CHLORIDES OF NICKEL	1916	26503	6734	27111
282739 OTHER CHLORIDES:	25316	124733	23763	133392
282741 CHLORIDE OXIDE/HYDROXIDE COPER		4363		630
282749 OTH CHLORIDE OXIDE/HYDROXIDES		2462	462	1416
282751 SODIUM POTASIUM BROMOMIDES	4243	10568	3113	6734

Contd.

10.11 Imports by Economic Categories (Detail)

(In Thousand Rupees)

Items	April, 2016	From July, 2015	April, 2015	From July, 2014
282759 OTH BROMIDE/BROMIDE OXIDE	618	130315		12192
282760 IODIDES AND IODIDE OXIDES	4794	21998	1441	24151
282810 COM CAL HYP (BLEACHING POWDER)	20	20		8
282890 OTH HYPOCHLORITES/HYPOBROMITES	2295	49113	335	42373
282911 CHLORATES OF SODIUM	3251	24567	3148	23502
282919 OTH CHLORATES/PERCHLORATES	46164	406683	32317	425386
282990 OTH BROMATES/PERBROMATE/IODATE	20966	51021	3516	46589
283010 SODIUM SULPHIDES	113296	814841	92031	882070
283090 OTH, SULPHIDES, POLYSULPHIDES	22	183	52	2940
283110 SODIUM DITHIONITE,SULPHOXYLATE	55098	846397	96315	1014396
283190 OTH DITHIONITE & SULPHOXYLATE	83881	505319	67085	524030
283210 SODIUM SULPHITES(NEUTRAL)	27481	263776	44232	345101
283220 OTHER SULPHITES	4	9170	284	11399
283230 THIOSULPHATES	830	8787		7321
283311 DISODIUM SULPHATE	111810	1112010	97524	1151324
283319 OTHER SODIUM SULPHATES	2923	19775	580	32982
283321 MAGNESIUM SULPHATE(EPSOM SLATE	594	24129	2412	17767
283322 SULPHATES OF ALUMINIUM	13494	76004	5554	74745
283324 SULPHATES OF NICKLE	17101	84807	2224	58754
283325 SULPHATES OF COPPER	13785	106224	6662	105855
283327 SULPHATES OF BARIUM	10255	63209	6745	49386
283329 OTHER SULPHATES	94376	791308	320244	1353101
283330 ALUMS	74	2102		396
283340 PEROXOSULPHATES(PERSULPHATES)	3344	46566	3004	25791
283410 NITRITES	5	64667	2182	43686
283421 NITRATES OF POTASSIUM	11265	108271	4161	51552
283429 OTHER, NITRATES	11332	93183	6624	60761
283510 PHOSPHINATES & PHOSPHONATES	768	7438	1036	30787
283522 PHOSPHATES OF MONO-OR DISODIUM	24615	202884	9523	159608
283524 PHOSPHATES OF POTASSIUM	3749	29249	6143	40812
283525 CALCIUM HYDROGEN-ORTHOPHOSPHAT	166510	965532	143246	791049
283526 OTH CALCIUM PHOSPHATE (PURE)	73237	286841	10585	297828
283529 OTHER, PHOSPHATES	5936	31933	1962	49219
283531 SODIUM TRIPHOSPHATE	48697	678036	40928	641046
283539 OTHER, POLYPHOSPHATES	34150	301832	20908	273928
283620 DISODIUM CARBONATE NATURAL	52394	898467	34214	1144799
283630 SODIUM HYDROGEN CARBONATE	22577	209830	10641	96398
283640 POTASSIUM CARBONATE	12229	102635	7694	186570
283650 CALCIUM CARBONATE	16735	139212	20533	156999
283660 BARIUM CARBONATE	13205	203570	36691	135647
283691 LITHIUM CARBONATE	792	4019	2133	4862
283692 STRONTIUM CARBONATE		28		160
283699 OTHER, CARBONATES	81834	532438	49598	490647
283711 CYANIDES OF SODIUM	4184	58100		68109
283719 OTH CYANIDE/OXIDES	28	3863	2278	5514
283720 COMPLEX CYANIDES	14	1302	1627	2094
283911 SODIUM METASILICATES	2351	22008	8103	17687
283919 OTHER, SILICATES		11701	1491	9293
283990 OTHER, METAL SILICATE	3254	30206	949	32185
284011 SODIUM TETRABORATE ANHYDROUS		30		412
284019 OTH DISODIUM TETRABORATE(REFINE	7306	216486	16123	173229
284020 OTHER, BORATES		13969	636	1643
284030 PEROXOBORATES (PERBORATES)		627	237	2058
284130 SODIUM DICHROMATE	33142	305453	29656	332021
284150 OTH CHROMATE DI/PER CHROMATES	39	14508	23	7879
284161 POTASSIUM PERMANGANATE		33604		22675
284169 OTH MANGANITE MANGANATE/PERMANGAN		69		30
284170 MOLYBDATES	96	3401	317	3440
284180 TUNGSTATES (WOLFRAMATES)		23		471
284190 OTH,SALT OXOMETALIC/PEROX ACID	553	10684		4845
284210 DOUBLE OR COMPLEX SILICATES.	23105	172573	16078	143272
284290 OTHER SALTS OF INORGANIC ACIDS	775	116469	47	8585
284310 COLLOIDAL PRECIOUS METALS				92
284321 SILVER NITRATE.	514	4778	10	1896

Contd.

10.11 Imports by Economic Categories (Detail)

(In Thousand Rupees)

Items	April, 2016	From July, 2015	April, 2015	From July, 2014
284329 OTHER,SILVER COMPOUNDS		12590	5	10590
284330 GOLD COMPOUNDS.		25		283
284390 OTHER COMPOUNDS,AMALGAMS	83	1952	28	1345
284410 NATURAL URANIUM,ITS COMP ALLOY		771		548
284430 URANIUM DEPLET THORIUM IT COMP		66		
284440 RADIOACTIVE EL/ISOTOP COMP ALY	25073	183070	20416	123367
284450 SPENT FUEL EL NUCLEAR REACTOR			551	1203
284590 OTH ISOTOPES & THEIR COMPOUNDS		1177		249
284610 CERIUM COMPOUNDS.	40	10714	128	253
284690 OTH RARE EARTH METAL COMPOUNDS	5	6257	55	250
284700 HYDROGEN PEROXIDE SO-WITH UREA	11380	170305	22292	272446
284910 CALCIUM CARBIDES	133666	545687	89307	745249
284920 SILICON CARBIDE	1310	34613	1613	32055
284990 OTHER CARBIDE	130	339	536	1081
285000 HYDRIDE,NITRIDE,AZIDE,BRMD ETC		12301	172	2906
285210 INORG/ORGANIC COMP OF MERCURY	1285	49767	4945	37238
285290 OTH INORG/ORGA COMP-MERCURY	9788	19609		2753
285300 OTH INORGANIC COPM AMALGAMS	79	2654	255	4664
290899 OTH SULPHONATED DER OF PHENOLS	3949	89743	3978	61997
290911 DIETHYL ETHER				556
290919 OTHER, ACYCLIC ETHER	3099	18231	4728	24839
290920 CYCLANIC,CYC ETHER HALOGEN DER	734	10377	625	2120
290930 AROMATIC ETHER HALOGEN SULPH'T	2553	89132	6630	81018
290941 2,2-OXYDIETHANOL(DIETHYL GLYCL	119996	794525	52450	677807
290943 MONOBUTYL ETHER,ETHYLEN GLYCOL	14427	139919	15833	106021
290944 MONOALKYL ETHER,ETHYLEN,GLYCOL	36282	387800	24498	324088
290949 OTH,ETHERS THEIR DERIVATIVES	23472	274833	63478	311683
290950 ETHER-PHENOLS,ETHERALCH PHENOL	483	28703	314	24199
290960 ALCH PEROXID,ETH PEROXID,KETON	18486	236867	14264	230685
291010 OXIRANE (ETHYLENE OXIDE)	3625	12684	343	11858
291030 1-CHLORO-2,3-EPOXYPROPANE	3103	61413	4317	47272
291090 OTH,EPOXIDE,EPOXYALCH,EPOXYPHL		10922	1548	7179
291100 ACETAL HEM/ACETAL,OXYFUNC HEL	10	1248	417	819
291211 METHANE WITHOUT OTH OXYGN FUNC		9407		4317
291212 ETHANE WITHOUT OTH OXYGEN FUNC		846		1392
291219 OTH,ACYCLIC ALDEHYD W/O OTHOXY	6974	116104	14724	138302
291221 BENZALDEHYDE W/O OTH OXY FUNC		4576		174
291229 OTH CYCLIC ALDEHYD W/O OXY FUN	2261	24180	2698	31907
291241 VANILLIN(4-HYDROXY-3-METHOXYBZ	16894	99019	10104	67440
291242 ETHYLVANILIN(3-ETHOXY-4HYDROXY	3341	17731	628	26084
291249 OTH ALDEHYDE-ETHER/PHENOL/OXYG	20463	24138	681	3881
291260 PARAFORMALDEHYDE	8202	52715	4507	44555
291300 HALOGEN,SULPHONAT,NITRAT DERV	12	43	48	336
291411 ACETONE	8124	50212	13748	71558
291412 BUTANONE(METHYL ETHYL KETONE)	33565	293077	24620	344258
291413 4-METHYLPENTAN-2-ONE	5092	29090	4673	41669
291419 OTH,ACYCLIC KETONE W-OUT OXY-F		1380	346	2095
291422 CYCLOHEXANONE,METHYLCYCLOHEXON	19232	111886	35188	166342
291423 IONONES AND METHYLIONONES	112	2386	564	4640
291429 OTH,CYCLANIC ETC W/O OTHOXYGN	359	17748	2850	15733
291431 PHENYLACETONE(1-PHENYLPROPAN-2				1876
291439 OTH,AROMATIC KETONE W/O OXYGEN	566	4396	229	2619
291440 KETONE-ALCOHOL KETONE-ALDEHYDE	10710	70440	9532	57935
291450 KETONE-PHENOL/KETONE W/O OXYGN	2500	21741	2232	18667
291461 ANTHRAQUINONE				499
291469 OTHER QUINONES	10848	53794	3802	50159
291470 HALGENATDED,SULPHONATED,DERIVA	8	1587	35	6508
291899 OTH INDREDIENTS FOR PESTICIDES	46682	471590	27196	405439
291910 TRIS(2,3-DIBROMOPROPY)PHOSPHA		5		1048
291990 OTH PHOSPHORIC ESTER/SALT/DERI	7245	53549	8137	69417
292019 OTH THIOPHOSPHORICESTERS, DERI		268	260	260
292090 OTH ESTER OTH INORGANIC ACID	41336	170109	26269	125518
292111 METHYLAMINE,DI/TRI & ITS SALT	2354	72405	4871	80564
292119 OTH ACYCLIC MONOAMIN/DERV/SALT	4851	38544	425	26947

Contd.

10.11 Imports by Economic Categories (Detail)

(In Thousand Rupees)

Items	April, 2016	From July, 2015	April, 2015	From July, 2014
292121 ETHYLENEDIAMINE AND ITS SALTS	9839	80404	17185	84223
292122 HEXAMETHYLENEDIAMINE/ITS SALTS		3330		2816
292129 OTH ACYCLIC POLYAMIN/DERV/SALT	2381	41047	16021	40877
292130 CY-CLANIC,LENIC LOTERPENI/SALT	8729	70206	8853	61514
292141 ANILINE AND ITS SALTS	152	12178		29439
292142 ANILINE DERIVATIVES/ITS SALT	34435	234786	11442	254321
292143 TOLUIDINE/ITS DERIVATIV/SALT	36292	105719	3164	54632
292144 DIPHENYLAMINE/ITS DERIV/SALT	1175	1992		
292145 1,2-NAPHTHYAMINE/ITS DERIVATE	2025	50517	3331	32827
292149 OTH,AROMATIC MONOAMIN DER/SALT	45121	756081	46860	352052
292151 O,M,P-PHENYLENE,DIAMINE SALT	31541	272269	34204	270451
292159 OTH AROMATIC POLYAMIN DER/SALT	5044	85342	8743	147815
292211 MONOETHANOLAMINE AND ITS SALTS	1857	48699	208	42418
292212 DIETHANOLAMINE AND ITS SALTS	12736	68213	5365	92918
292213 TRIETHANOLAMINE AND ITS SALTS	8732	65050	15195	46978
292219 OTH AMINO-ALCH ETHER/ESTR/SALT	142039	1154084	89980	1488320
292221 AMINOHYDROXYNEPHLENE ACID/SALT	23475	212423	49453	229667
292229 OTH AMINO NAPHTHOL/PHENOL ETHER	89013	654081	40768	719336
292231 AMINO ALDEHYDES AMINO KETONES		1468		
292239 OTH AMINO ALDEHYDES	1831	108279	5938	60155
292241 LYSINE/ITS ESTER SALT THEREOF	224934	2197202	65946	1912243
292242 GLUTAMIC ACID AND ITS SALTS	94435	2033542	140216	1361199
292243 ANTHRANILIC ACID AND ITS SALTS		319		
292249 OTH AMINOACID/ESTER O/T OXYFUN	406964	2980327	253402	2408661
292250 AMINO-ALCHL/ACIDPHENOL/IT COMP	119899	1010627	136471	1325982
292310 CHOLINE AND ITS SALTS	1506	25874	1215	25378
292320 LECITHIN/OTH PHOSPHOAMINOLIPID	25039	184911	23336	164883
292390 OTH QU-AMMONIUM SALT/HYDROXID	53474	383235	40945	507021
292412 FLUOROACETAMIDE(ISO)MONOCROTO			354	708
292419 OTH AMIDE COMP,CARBONIC ACID	67488	534423	52401	613803
292421 UREINES/DERIV/SALT THEREOF	1441	23977	27596	98903
292424 ETHINAMATE (INN)				709
292429 OTH CYCLIC AMIDE DERIV/SALTS	266952	1990317	257621	1722085
292511 SACCHARIN AND ITS SALTS	38005	287343	34802	256978
292519 OTH IMIDE/DERIV/SALT THROF	1033	18592	182	18746
292521 CHLOIMEFORMRD (ISO)		896		1076
292529 DIPHENYL-GUANIDINE	45524	501100	49749	448901
292610 ACRYLONITRILE	3803	26740		30320
292620 1-CYANOQUANIDINE(DICYANDIAMIDE	5557	46983	1749	50513
292690 OTH,NITRILE-FUNCTION COMPOUNDS	682603	5432020	512671	3096449
292700 DIAZO-,AZO-/AZOXY-COMPOUNDS	21363	228162	23510	190191
292800 ORGANIC DERV,HYDRAZIN/HYDOXY	7906	76566	797	64088
292910 ISOCYANATES W-NITROGEN FUNCTIO	289942	2605154	225670	2940156
350790 OTH ENZYMES/PREP ENZYMES	222244	2211576	206398	1876120
360200 PREP EXPLOSIVE O/T POWDER		72002		11046
381590 OTHER CATALYTIC PREPARATIONS	163245	808367	20314	439175
401039 TRANS SYS.BELT OTH 150-198 CM	22456	179143	11249	162252
401110 NEW PNEUM TYRES FOR MOTOR CARS	403357	2992283	171674	1722865
401120 NEW PNEUM TYRES FOR BUS/LORRY	2101353	20136259	1513650	17088587
401130 NEW PNEUM TYRES RUB AIRCRAFTS	16913	271245	10294	139263
401140 NEW PNEUM TYRE RUBB MOTORCYCLE	1180	27586	6472	68922
401150 NEW PNEUM TYRE RUBB BICYCLES	707	25327	2646	32945
401161 TYRE AGRICULTURE VEH/MACHINE	242360	1721087	219664	1358203
401162 TYRE INDUSTRIAL VEH=61 CMS	180	1046		376
401163 TYRE INDUST/CONS VEH>61 CMS	529	8249		9460
401169 OTHER TYRE HERRING BONE		4731		3171
401192 OTHER TYRE AGRICULTURE/MACH		3625		697
401193 OTH TYRE INDUSTRIAL VEH=61 CM	2084	20926	2265	24325
401194 OTH TYRE INDUSTRIAL VEH>61 CM		3028		3623
401199 OTH TYRE NEW PNEUMATIC RUBBER	62037	701678	77843	632849
401211 RETREATED TYRES FOR MOTORCARS		2049		
401212 RETREATED TYRE FOR BUSES/LORRY		77		159
401213 RETREATED TYRE FOR AIRCRAFTS		10995	4867	24589
401219 OTHER RETREATED TYRE OF RUBBER		876		19

Contd.

10.11 Imports by Economic Categories (Detail)

(In Thousand Rupees)

Items	April, 2016	From July, 2015	April, 2015	From July, 2014
401220 USED PNEUMATIC TYRES OF RUBBER		91		83
401290 OTH USED PNEUMATIC TYRE RUBBER	1480	32182	1196	35594
401310 INNER TUBES,OF MOTOR CAR/BUSES	10170	137256	15534	128552
401320 INNER TUBES FOR BICYCLES	1072	23787	3114	28921
420340 OTHER CLOTHING ACCESSORIES	11367	130505	8386	188140
440290 OTH WOOD CHARCOAL NOT AGGLOMER	1300	19033	138	9647
440500 WOOD WOOL;WOOD FLOUR.	891	8208		19
440690 OTH RAILWAY SLEEPERS OF WOOD	7985	10159		3020
440710 CONIFEROUS WOOD SPECI SAW/CHIP		23097		5425
440721 MAHOGANY (SWIETENIA SPP) TROP		3194		
440725 TROPICAL WOOD DARK RED MERANTI	20178	298783	27594	236887
440726 TROPICAL WOOD WHITE LAUAN ECC	35932	312578	19686	209451
440727 SAPELLI		9644		
440729 OTH TROPICAL WOOD NON-CONF SAW	529717	3862417	403921	4166259
440791 OAK WOOD,SWAN/CHIPPED LEN WISE		14101	1413	13641
440792 BEECH WOOD SWAN/CHIPPED L/WISE	8009	61532	4397	97079
440794 OTH TROPICAL WOOD OF CHERRY		705		
440795 OTH TROPICAL WOOD OF ASH	56866	516894	41030	539572
440890 OTH.LAMINAT WOOD SAWN.SLICED6M	17685	137936	9681	113389
440910 WOOD CONIFEROUS SPECIES SHAPED		660		386
440921 WOOD NON-CONIFEROUS OF BAMBOO	235	1002		863
441700 TOOLS/BODIES/HANDLE OF WOOD	1179	7267	1091	5965
441810 WINDOWS FRENCH WINDOWS & FRAME	52	914		1546
441820 DOORS FRAMES AND THERSHOLDS	7851	167766	796	74881
441840 SHUTTERING FOR CONCRETE C/WORK		10789	22283	42372
441872 OTH MULTILAYER FLOORING PANELS		83	134	1516
441879 OTH ASSEMBLED FLOORING PANELS	111	39434		10114
551694 W-FAB ART FIB<85%WT O/FIB PTIN	524548	3458995	92991	3657543
560121 OTH ARTICLES OF COTTON WADDING	262	5878	1415	10555
560122 OTH WADDING OF MAN-MADE FIBRES	20	5205		2635
560129 OTHER, WADDING ARTICLES	8637	34190	1757	23095
560600 GIMPED YARN,AND STRIP AND LIVE	7257	475613	30844	371718
560721 BINDER/BALER TWINE OF SISAL	4187	18466		7487
560729 OTH,TWINE,CORDAGE,ROPE&CABLE	1544	17816	1194	18414
560741 BINDER/BALER TWINE OF POLYTHNE	11737	33152	20765	49867
560749 OTH TWINE,CORDAGE,ROP,CAB POLY	19596	127817	20380	98490
560750 TWINE,CORDAGE,ROPE,OTH SYN FIB	2309	63267	5339	58524
560790 OTH,TWINE,CORDAGE,ROPE & CABLE	6492	65871	2294	42793
560811 FISHING NETS MAN-MADE TEX MAT	35290	389806	43118	465752
560819 OTH, MADE UP NETS OF TEX MAT	14429	162433	7940	92850
560890 OTH,NOTTED NETS/NETTING ROPE	7814	68842	1258	38247
591000 TRANSMISON CONYOR BELT TEX MAT	29892	154429	14928	155032
591110 TEX FAB,FELT & FELT-LINED FAB.	18863	203095	19271	197628
591120 BOLTING CLOTH,WHET/NOT MADE UP	7792	42849	3211	37659
591131 TEX FAB & FELTS,< 650G/SQM .	3662	54633	2847	35484
591132 TEX FAB & FELTS,>0650G/SQM .	17803	255731	10945	312142
591140 STRAINING CLOTH USEDOIL PRESS	130	3903	217	2107
670490 WIGS,BEARD,EYE-BROW OF OTH MAT	205	1954	326	1865
680100 ARTICLE OF STONE PLAS CEMET		7		6339
680210 TILES CUBES AND SIMILAR ARTICL	32	93	54	4737
680221 OTH MONUMENTAL BUILD STONE/ART	35613	325211	19809	237705
680223 GRANITE	69405	1112738	84621	1052489
680229 OTHER STONE	67	972	463	2377
680291 OTH MARBL TRAVERTIN&ALABASTER	106	10992	171	6445
680292 OTHER CALCAREOUS STONE		163		
680293 OTHER GRANITE	527	6984	1308	92069
680299 OTHER STONE	37	8765	1090	7475
680690 OTH ARTICLE OF HEAT INSULATING	2498	68002	15194	86825
680710 ARTICLE OF ASPHALT IN ROLL	3364	20375		7434
680790 OTH ARTICLE OF ASPHALT MATERL		2334		4504
681099 OTH ARTICLE OF CEMENT	3175	20315	1583	8408
681140 ARTICLES CONTAINING ASBESTOS		138		20
681181 CORRUGATED SHT NOT CON ASBESTO	5884	6466		6
681182 O-SHT,PANEL,TILES,NOT CON ASBE	5331	131497	12161	56572

Contd.

10.11 Imports by Economic Categories (Detail)

(In Thousand Rupees)

Items	April, 2016	From July, 2015	April, 2015	From July, 2014
681599 OTH ARTICLE OF STONE OTH MINRL	1861	42189	5237	52485
690100 BRICK , TILE OF SILI FOSSIL	28	4415	664	3989
690210 REF BRICK,TILE>50%MG,CA	104423	889785	88092	1080531
690220 CERAMIC>50%SILICA,ALUM	3660	371544	27635	293954
690390 OTH REFRECTORY CERAMIC GOODS	12162	102006	14956	129660
690410 CERAMIC BUILDING BRICKS				1104
690490 OTH C/FLOORING BLOCKS F/TILE	1394	14986		5155
690510 ROOFING TILES	955	6771		331
690590 OTH CHIMNEY-POTS,COWLS,ETC.		121		7264
690600 CERAMIC PIPES CONDUITS&FITING			78	3741
690710 TILES CUBES ETC W/N RECT<7CM	9279	40884	4475	67279
690790 OTH,UNGLAZED CERAMICS	466712	3828912	190468	3937952
690810 TILES CUBES AND SIMILAR ARTICL	14187	298309	9510	52747
691490 OTH CERAMIC ARTICLES O/TH PORN	494	18594	150	59679
700100 CULLET AND OTH WAST&SCRAP,GLAS		4139	600	2619
700210 BALLS IN GLASS UNWORKED		21786	2	22648
700220 RODS IN GLASS UNWORKED				653
700231 TUBE,FUSED QUARTZ/SILICA,UNWOR	234	234		281
700232 TUBE OF OTH GLASS UNWORKED		3071	48	2512
700239 OTHER, TUBES IN GLASS	34781	496226	44031	462145
700312 NON-WIRED SHEETS COLOURED,FLAS	12258	133330	11625	175314
700319 OTH NON WIRED SHEETS OF GLASS	8341	70717	7525	139364
700320 WIRED SHEETS GLASS	1463	10351	240	5511
700330 PROFILES OF GLASS		3054	33	61
700420 GLASS COLOURED OPACIFIED FLASH	154	676		
700490 OTHER GLASS	15990	60689	2950	89565
700510 NON-WIRED GLASS HAVE ABSORBENT	29931	235000	8636	160873
700521 NON-WIRED GLASS COLOURED,OP/FE	9964	132097	15887	97289
700529 OTHER, NON-WIRED GLASS	30038	199707	21096	156336
700530 WIRED GLASS				825
700600 GLASS BENT, EDGE-H-70.03,04,05	3025	160696	11686	44521
700711 THOUGHENED SAFTY GLASS FOR VES	22808	237998	17139	187915
700719 OTH THOUGHENED SAFTY GLASS	33698	281305	29613	249361
700721 LAMINATED SAFTY GLASS VEH/VESL	9164	104886	18536	142639
700729 OTHER, LIMINATED SAFETY GLASS	20258	97399	6677	125592
701090 OTH CARBOYS BOTT,FLASK,JAR,POT	78818	752446	73329	738112
701110 FOR ELECTRIC LIGHTING	3956	77958	8961	41662
701400 SIGNALLING GL-WARE,OPTCAL ELEM	227	9787	479	40543
701510 GLASS FOR CORRECTIVE SPECTACLE		1603	676	4134
701610 GLASS CUBES/OTH SMALLWARE	864	41520	5149	50874
701919 OTH YARN OF GLASS FIBRE/THREAD	4935	33540	4764	22979
701931 GLASS MATS	45632	374424	20172	284835
701932 THIN SHEETS (VOILES)	58694	485537	49334	348835
701959 OTH WOVEN FABRICS	5320	33312	3263	49685
710210 UNSORTED, (ROUGH) DIAMONDS		3902		4172
710490 OTH SYN/RECONSTI SEM/PRE STONE		16856	6981	22629
711890 OTHER COIN		3728		427
720110 NON-ALLOY PIG IRON<0.5% PHOSP	70188	855751	131509	717776
720120 NON-ALLOY PIG IRON>0.5% PHOSP		1496		12918
720211 FERRO-MANGANESE CONT 2% CARBON	96303	676495	62709	645833
720219 OTH FERRO-MANGANESE	4560	31677	4496	165559
720221 FERRO-SLICON CONT >55% SILICON	27862	341923	53242	612633
720229 OTH FERRO-SILICON	15599	107608	12612	99705
720230 FERRO-SILICO-MANGANESE	154666	1654108	174322	1663541
720241 FERRO-CHROMIUM CONT >4% CARBON	5625	23037	3188	23618
720249 OTH FERRO-CHROMIUM	458	18036		22120
720270 FERRO-MOLYBDENUM		9168	302	9855
720280 FERRO-TUNGSTEN&FERRO-SIL-TUNGS	698	2935	522	2309
720291 FERRO-TITANIUM/FERO-SILI TITAN	112	404	116	116
720292 FERRO-VANADIUM	112	507	405	405
720293 FERRO-NIOBIUM	550	1481	459	1130
720299 OTHER FERRO-ALLOYS	1877	5435	3700	16251
720310 FERROUS PROD BY DIR RUD IRONORE				629
720390 OTH FERROUS PRODUCTS				12

Contd.

10.11 Imports by Economic Categories (Detail)

(In Thousand Rupees)

Items	April, 2016	From July, 2015	April, 2015	From July, 2014
720410 WASTE/SCRAP OF CAST IRON	27884	144931	17897	100342
720421 WASTE/SCRAP OF STAINLESS STEEL	24364	329656	53791	366966
720429 WASTE/SCRAP OF OTH ALLOY STEEL		6313	6430	8773
720430 WASTE/SCRAP TINNED IRON/STL	211253	3283737	372250	3290323
720441 TURNING,SHAVING,MILLING WASTE	3975736	37499422	3875938	33916349
720449 OTHER FERROUS WASTE AND SCRAP	5645958	49516823	5375624	48130143
720450 REMELTING SCRAP INGOTS		17220		
720510 GRANULES OF PIG IRON	3864	62604	2982	45972
720529 OTH POWDER PIG IRON&SP IRON/ST	10320	58293	1295	42435
720690 OTHPRIM FORM (EXCL H-72.03)		61		2911
720711 CONT 0.25% CARBON,IRON/N-ALY/S	56	2187638	252730	4225863
720712 OTH RECTANGULAR CROSS SECT I/S	23448	50666		5559
720719 OTH SEMI/FIN PROD IRON/N-A.STL		300178		246
721790 OTH WIRE OF IRON/NON-ALLOY-STEL	17292	251604	11607	300244
721810 INGOTS & OTH PRI FORM ST/STEEL		424		
722300 WIRE OF STAINLESS STEEL	22367	145002	7842	121532
722410 INGOTS OTH PRI-FORM OTH A/STEL		2948		1180
732599 OTH CAST ARTI OF I/S NES	74318	385338	35561	174335
732611 GRIND BALL&SIMI ARTI FOR MILLS	42	273	52	1575
732690 OTH ARTICLES OF IRON & STEEL	262404	3504797	283813	2791252
740100 CEMENT COPPER (PRECIPITATED)		1608		
740200 UN-REFINED CODDER, COPP ANODES	2990	4184		2639
740311 REFINED COPPER,CATHODES&SECTIN	636748	7573042	620840	6432087
740312 REFINED COPPER WIRE-BARS		13		149
740319 OTHER, REFINED COPPER	3497	19027	2548	18748
740321 COPPER-ZINC BASE ALLOYS(BRASS)	116	15528	7	115
740322 COPPER-TIN BASE ALLOY (BRONZE)		19204		25266
740329 OTH COPPER ALLOYS(O/T H-74.05)	1577	10057	81	10559
740400 COPPER WASTE AND SCRAP	126283	758524	115029	755283
741999 OTHER, ARTICLES OF COPPER	2128	27425	2239	43871
750210 NICKEL, NOT ALLOYED	70764	781613	95691	704796
750220 NICKEL ALLOYS	616	2456		379
750890 OTHER, ARTICLES OF NICKLES	192362	739847	55363	529749
760110 ALUMINIUM, NOT ALLOYED	614018	5143944	358254	2916899
760120 ALUMINIUM ALLOYS	367193	3098506	256688	1617281
761699 OTHER,ARTICLES OF ALUMINUM	35000	1106592	35047	969557
780110 REFINED UN-WROUGHT LEAD	676506	7573771	888433	7162168
780191 OTH UNWROUGHT LEAD CON ANTIMON	11247	67202	12463	12463
780199 OTH UNREFIND LEAD&LEAD ALLOYED	18821	164442	22862	155792
780600 OTHER ARTICLES OF LEAD.	2663	42154	3899	29198
790111 ZINC NOT ALLOYED WT=>99.99%	185229	1833809	112455	1042737
790112 ZINC NOT ALLOYED WT < 99.99%	63384	1050075	96699	1037738
790120 ZINC ALLOYS	52329	541856	45442	304582
790700 OTHER ARTICLES OF ZINC.	12761	116054	20210	131532
800110 TIN, NOT ALLOYED	22437	301089	72273	494126
800120 TIN ALLOYS		3323		3656
800700 OTHER ARTICLES OF TIN	53	54162	274	556
810110 TUNGSTEN POWDERS	58	58		
810196 OTHER WIRE OF TUNGSTEN	3427	11689		10525
810199 OTHER ARTICLES OF TUNGSTEN	56	1655	229	1681
810296 OTHER MOLYBDENUM WIRE	254	2818	165	1503
810390 OTH TANTALUM&ARTICLES THEREOF		5088		
810411 UNWROUGHT MAGNESIUM BY WT99.8%	400	15477	3946	13293
810419 OTH ARTICL UNWROUHT MAGNESIUM	17613	26170	732	1179
810490 OTHER ARTICLE OF MAGNESIUM		2287		2156
810520 COBALT MATTES& OTH PRODUCTS	9871	59641		
810590 OTH INTERMEDIATE PRO OF COBALT	545	3075	9450	93994
810600 BISMUTH&ATICL INCL WASTE,SCRAP		1899	787	787
810720 UNWROUGHT CADIUUM POWDER		2353		4750
810790 OTH CADMIUM,WROUGHT & ARTICLES	320	3199	482	1249
810890 OTH TITANIUM WROUGHT&ARTICLES	17850	50183	235	452675
810990 OTH ZIRCONIUM AND ARTICLES		2995	14	1449
811010 UNWROUGHT ANTIMONY POWDER	39725	491498	41631	533608
811090 OTH ANTIMONY ART INCL W/SCRAP		885		415

Contd.

10.11 Imports by Economic Categories (Detail)

(In Thousand Rupees)

Items	April, 2016	From July, 2015	April, 2015	From July, 2014
811100 MANGANES&ARTCL INC WASTE&SCRAP		5595		31889
811221 CHROMIUM UNWROUGHT POWDER	382	1056		
811229 OTH UNWROUG CHROMIUM INCL WAST	101	504		1090
811259 OTH THALIUM UNWROUGH INCL WAST				2488
811299 OTH BASE METAL UNWROUGH&ARTICL		170		34
961900 SANITARY TOWEL&TAMPON&SIMILAR	612424	11384513	537615	9227664
3. CAPITAL GOODS TOTAL	141234031	1199792062	112613925*	1011265429
10611 MAMMALS		100		
10614 RABBITS AND HARES				54
10619 OTHER MAMMALS	1943	18256	1733	19443
10620 RAPTIRES (INCL.SNAKES&TURTLES)		443		1153
10631 BIRDS OF PREY	315	1606		1031
10632 PSITTACIFORMES(INCL.PARROTS)	6062	75611	8618	80919
10633 OSTRICHES,EMUS(DROMAIUSNOVAEH)		553		
10639 OTHER BIRDS	89	1611		5668
10641 INSECTS		8600		3632
10690 OTHER LIVES ANIMALS	5428	23814	1438	19161
621790 PARTS OF GAR/CLOTH ACCESSORI	722	5716	534	9195
680300 WORKED SLATE/ARTICLE OF SLATE		219		12
680410 MILL STONE AND GRIND STON MIL	9280	175571	19598	212761
680421 OTH MILLSTONE OF AGGLOMER SYNT	4777	76328	8253	75425
680422 MILL STONE AND GRIND STONE/OTH	74258	925362	69320	718387
680423 OTH MILLSTONE OF NATURAL STONE	2490	35680	6594	36425
680430 HAND SHARPENING POLISH STONE	6225	30939	350	10262
680510 BASE OF WOVEN TEXTILE FABRICS	54329	409410	55207	346834
680520 ON BASE OF PAPER OR PAPERBOARD	28879	226425	16116	191378
680530 ON BASE OF OTHER MATERIALS	25254	290886	16302	137186
680610 SLAG WOOL ROCKWOOL MINERAL WOL	13902	100309	4566	169597
680620 EXFOLIATED VERMICULITE EXPEND	618	6368	828	6467
680800 PANELS,BOARDS,TILES BLOCKS ETC	3579	28788	504	12836
680911 BOARDS,SHEETS,PANELS,TILES ETC	10849	103884	15503	74876
680919 OTH BOARDS,SHEETS,PANELS OF PL		21583	1271	16980
680990 OTH ARTICLE OF PLASTICS	213	2728		6323
681011 BUILD BLOCK,BRICK OF CEMENT		195		161
681019 OTH ARTICLE TILE,FLAGSTONE ETC	8634	41656	1882	20997
681091 PREFABRICAT STRUCTURAL COMPONT		2687		86713
681189 OTH ARTICLES NOT CON ASBESTOES	480	1778	174	6661
681291 CLOTHING ACCE OF ASBESTOES FIB	31	612		16
681292 PAPER MILLBOARDFELT ASBET FIBR		44		83
681293 COMPRESSD ASBESTOS FIB JOINING	13955	94656	11910	101789
681299 O-ARTI OF FABRICA ASBESTOS FIB	3122	25084	1808	22365
681320 FRICTION MATERIA CON ASBESTOES	21877	177765	23298	159016
681381 BRAKE LININGS&PADS VEH-H-8711	53720	468005	39642	297354
681389 O-BRAKE LINE&PADS NOT CON ASBE	7734	27820	1845	45102
681410 PLATES,SHEETS STRIPS OF AGLOM	1812	7226	2083	7631
681490 OTH, ARTICLES OF MICA	51	6055	983	5994
681510 NON ELETICAL OF GRAPHITE	21128	162958	22798	136134
681520 ARTICLE OF PEAT OTH ARTICLE	54	1183	203	907
681591 CONTAIN MAGNESTIC DOLOMITE/CHR				36
690290 OTH REFERECTORY BRIK/BLOK TILE	12688	69227	2166	85607
690310 CERAMIC CON>50% GRAPHITE,CARB	10892	69009	474	73459
690320 COLD TUNDISH LINING SLIDE GATE	12828	192493	23243	188423
690890 OTH GLAZED CERAMICS WALLTILES	1001462	9966358	384925	5659601
690911 LAB CERM WARE PORCELAIN/CHINA	154	3074	506	2467
690912 LAB CERM WARE HARD>9 MOH.SCALE		21208	3863	5892
690919 LAB CERAMIC WARE CHM/TECH USE	546	51985	24374	62133
690990 OTH CERAMIC WARES AND SIMILARS	2950	6206	36	6385
691010 CERAMIC SINK,ETC.FIXT PORCELIN	45917	623456	36328	479594
691390 OTH STATUTTRES, ORNAMENT		4075	50	1447
691410 OTH CERAMIC ARTICLES OF PORCEL		14		2173
710700 BASE METALS CLAD WITH SILVER		20		38
710812 OTH UNWROUGH(GOLD)NON-MONTERY	215589	2252397	181306	1812055

Contd.

10.11 Imports by Economic Categories (Detail)

(In Thousand Rupees)

Items	April, 2016	From July, 2015	April, 2015	From July, 2014
710820 MONETARY (GOLD)		42717	23568	45514
711100 BASE-M-SILVER/GOLD,CLAD PLTNM				226
711230 ASH CONTAINING PRECIOUS METAL		155		
711810 COIN (O/T GOLD),NOT LEGAL TEND		3		18
720720 CONT 0.25% MORE OF CARBON I/ST	71	159766		633831
720810 COILS, I/N-A-STEL-HOT ROLLED	62479	352189	37812	551544
720825 OTH C-HR-I/N-A-STL TH>4.75 MM	9605	60675	17592	74532
720826 OTH C-HR-I/N-A-STLTH=3-4.75MM	40830	143013	8402	49246
720827 OTH C-HR-I/N-A-STL TH<3 MM	3104	51823	3650	245197
720836 OTH C-HR-I/N-A-STL TH>10 MM	225397	390160	211201	480609
720837 OTH C-HR-I/N-A-STL TH4.75-10MM	22594	392302	26557	380179
720838 OTH C-HR-I/N-A-STL TH 3-4.75MM		481725	1221658	3259737
720839 OTH C-HR-I/N-A-STL TH<3 MM	1932191	18664019	1423091	9498574
720840 NOT IN COIL I/S H-ROL W/PATERN		508532	583	29993
720851 OTH N/COIL I/S H-ROL TH>10 MM	108265	854059	71341	1195388
720852 OTH N/COIL I/S H-ROLTH>4.75-10	15756	146279	43915	184837
720853 OTH N/COIL I/S H-ROL TH>3-4.75	3207	74560	3229	77537
720854 OTH C-HR-I/N-A-STL TH<3 MM	6119	109046	12879	87658
720890 OTH FLT-ROL PROD IRON WD>600MM	163473	896487	597	322931
720915 IN COIL I/S C-ROL TH 3MM/MORE	32259	488610	58082	633476
720916 IN COIL I/S C-ROL TH > 1 < 3MM	1113012	6174908	453597	4088566
720917 IN COIL I/S C-ROL TH>0.5-1MM	489920	3205484	286637	2505123
720918 IN COIL I/S C-ROL TH > 0.5 MM	143289	1930364	247997	2498702
720925 NOT IN COIL I/S C-ROL TH 3MM/>	2244	39316		9946
720926 NOT IN COIL I/S C-ROL TH>1M<3M	52524	892989	54500	736561
720927 C-ROL I/S TH 0.5 MM TO 1MM	180813	1931124	87052	1721426
720928 NOT IN COIL I/S C-ROL TH<0.5MM	8238	42518		60742
720990 OTH FLT ROL PROD I/S WD>600MM	126710	650235	47252	719917
721011 I/STL PLAT/COAT TIN TH-0.5MM/>	3981	13894	6716	15438
721012 I/STL PLAT/COAT TIN<0.5MM	215566	1909549	262638	3109634
721020 IR/STL PLAT/COAT WITH LEAD		3859		4924
721030 ELECTROLYTICALLY PLAT/COAT ZIN	319903	3442214	483989	3356495
721041 COR F-R PROD I/S ZINC COAT600	2731	27812		17070
721049 OTH F-R PROD I/S COAT ZINC>600	1121507	14994838	1593745	14361170
721050 F-ROL I/ST COAT CHROMIUM OXIDE	65822	383427	89738	712480
721061 I/S PL/COT ALUMINIUM ZINC ALLY	49225	413213	25887	405901
721069 OTH F-ROL PROD I/S PL/COT ALUM		33019	2057	26824
721070 FR I/S PAINT/VARN, COATED PLAS	369092	2695541	315689	2039503
721090 OTH F-ROL PRD I/NA-ST CLD,COAT	12930	69203	5719	59197
721113 ROLL 4 FACE I/ST TH<4M WD>150M		88	420	420
721114 OTH F-ROLL I/S WD<600MMTH>4.75	12473	155840	10914	188467
721119 OTH F-ROLL I/S WD <600MM-CR	25988	125737	15768	114661
721123 F.ROL I/ST CR WT<0.25% CARBON		40579	22265	52527
721129 OTH F-ROL PROD C/ROL WD<600MM	20985	110485	19471	121975
721190 OTH F-ROL PROD I/STL WD<600MM	90642	667257	21062	581056
721210 F-ROL PROD I/NA STL PLATE/COAT		1992	894	1149
721220 I/S ELECTROLYTCAL PL/CT W/ZINC	17478	136918	44619	142149
721230 I/STEEL OTH WISE PL/CT W/ZINC	107	36464	219	27961
721240 I/STEEL PAIN/VABNI/COT W/PLAST	1413	13390	197	22102
721250 I/STEEL OTHWISE PLATED/COATED	898	48850	4200	77794
721310 BARS/RODS HOT/ROL I/S,CON RIBS	11105	58432	12399	102381
721320 BARS/RODS HOT/ROL FREE-CUT STL		302		53
721391 OTH CIRCULAR C/SEC <14 MM DIA	568072	5378766	279836	3516631
721399 OTH BAR/ROD H-ROL IRR-WND-COIL	29725	235579	27029	418382
721410 BAR/RODS IRON NA STEEL FORGED	114691	361242	14488	108057
721420 BAR/ROD I/S CON RIBS GROOVES	142565	1496101	141618	479702
721430 OTH BAR/RODS OT/THAN HEAD72.13	1682	34547	2892	24451
721491 OTH BAR/ROD I/S RETANGULAR C/S		62005		
721499 OTH BAR/ROD I/S O/THN H-72.13		7083	101365	222206
721510 BARS/RODS FREE CUT STEEL COLD	2892	86545	12232	71398
721550 OTH BAR,ROD COLD-FORMED OF I/S	2042	24452	777	25119
721590 OTH BAR/RODS,OTH NONALLOY STEL	1534	33671	696	15220
721610 U,I,H SECTIONS H-ROL HIGH<80MM	289	3424	13936	23219
721621 L SEC H/ROL HT<80 MM 1/NA STEL	6253	15904		7230

Contd.

10.11 Imports by Economic Categories (Detail)

(In Thousand Rupees)

Items	April, 2016	From July, 2015	April, 2015	From July, 2014
721622 T SEC H/ROL HT<80 MM 1/NA STEL	279	3173	59	2105
721631 U,I OR H SEC H-ROL HT 80M 1/ST	73043	996519	72338	307095
721632 I SECTION	47275	515638	136589	712147
721633 H SECTION	79160	485403	58290	515115
721640 L&T SEC H-ROL HT 80MM OR MORE		17863	1955	123912
721650 OTH ANGLE/SHAPE SEC HOT H/ROL	5449	96350	6824	19868
721661 ANGLE/SHAPE SEC COLD/ROLL		173		1902
721669 OTH ANGLE/SHAPE SEC I/S C-ROLL	148	543		5091
721691 OTH C/FORM I/ST FLAT ROL PROD		1298	6016	13994
721699 OTH ANGLE/SHAPE SEC IRON/STEEL	2807	63845	1306	54052
721710 WIRE OF I/S NOT PLATED/COATED	20026	235705	12609	174183
721720 WIRE OF I/S PLATED/COAT W/ZINC	8476	159402	3704	120481
721730 WIRE I/S PLATED/COAT W/O B-MTL	29119	415180	67046	649162
721899 OTH SEMI-FINISHED PRO ST/STEEL	70	15643	78	5485
721911 F/ROL PROD ST/STEEL HR TH>10MM	167	8261	217	3646
721912 COILS ST/STEL-HR TH>4.75-10MM		9833		35320
721913 COILS ST/STEL-HR TH>3MM-4.75MM		3076	1565	8734
721914 COILS ST/STEL-HR TH>3MM	2315	34498	22201	76239
721921 COILS ST/STEL-HR TH>10MM	279	28450	1944	11408
721922 COILS ST/STEL-HR TH>4.75-10MM		15722	273	12153
721923 COILS ST/STEL-HR TH>3MM<4.75MM	2412	30794		28108
721924 COILS ST/STEL-HR TH>3MM		12685	239	36558
721931 COILS ST/STEL-CR-TH >4.75 MM	20681	140462	7834	103349
721932 COILS ST/STEL-CR-TH>3MM-4.75MM	6612	179748	7443	134496
721933 COILS ST/STEL-CR-TH >1MM <3MM	104169	1023115	72919	508215
721934 COILS ST/STEL-CR-TH>0.5MM<1MM	47693	640574	63566	598668
721935 COILS ST/STEL-CR-TH >0.5MM	169877	2209996	171075	1769189
721990 OTH F/ROL PROD ST/ST WD>600 MM	417975	4193035	549040	5361854
722011 F-ROL ST/STEEL H-ROL TH>4.75MM		3004	3162	5534
722012 F-ROL ST/STEEL H-ROL TH<4.75MM	5548	13331	4385	17431
722020 COILS ST/STEEL H.ROLLTH <600MM	61528	424774	40938	601115
722090 OTH F/ROL PROD,ST/ST WD <600MM	8672	85990	3052	88684
722100 BAR/RODS H/ROL IN COIL ST/STEL		2522	368	3986
722211 BAR/ROD ST/ST NFW H/ROL CC/SEC	13082	239322	6594	200749
722219 OTH BAR/ROD ST/ST NFW HOT/DRWN	1664	40406	750	30658
722220 BAR/ROD ST/ST NFW C/FOR,C/FIN	6511	60677	5329	50247
722230 OTH BAR/ROD OF STAINLESS STEEL	36222	244479	15596	115330
722240 ANGLE/SHAPES&SECTION ST/STEEL	6160	66517		13199
722490 OTH SEMI-FIN PROD OTH A/STEEL	269477	4509389	1286128	4857288
722511 GRAIN-ORIENTED SIL-ELEC-STEEL	343247	2785173	168794	1856774
722519 OTH F/ROL PROD SIL-ELEC-STEEL	129765	845084	147317	850018
722530 OTH NFW HOT/ROLLED IN COILS	5712098	29142434	3425170	23867420
722540 OTH NFW HOT/ROLLED NOT IN COIL	176450	1839632	119038	924745
722550 OTH ALLOY STEEL NOT WORK(RDUC)		69316	3350	655594
722591 OTH F/ROL PROD ELEC ZINC PLATE			5614	7559
722592 FLATROLLED PROD O/W ZINC PLATE	250	2822	505	13621
722599 OTH F/ROL PROD OTH ALLOY STEEL	25171	896403	416683	2239469
722611 GRAIN-ORIENTED SILICON ELEC ST	16671	343313	43081	101360
722619 OTH FLAT ROLL\PROD SILICON E/S				7914
722620 FLAT/ROL PROD HIGH SPEED STEL				52
722691 OTH FLATROL PROD NETWORK HOT/R	863	6616		505340
722692 OTH F/ROLL PROD NETWORK COLD/R	19492	186471		169663
722699 OTH F/ROL PROD OTH ALLOY STEEL	116	33365		2676
722710 BAR/ROD OF HIGH SPEED STEEL		30969		
722720 BAR/ROD OF SILICO-MAG STEEL	50473	289004		
722790 OTH BAR/ROD H/ROLL W/COIL A/ST	183831	2888210	194706	1935565
722810 BAR/RODS OF HIGH SPEED STEEL		6365		448
722820 BAR/RODS OF SILICO-MAG STEEL	2312	25403		8652
722830 OTH BAR/ROD HOT ROLLED	1030455	6190682	11536	974998
722840 OTH BAR/ROD NOWORK FORGED	7502	41675		26909
722850 OTH BAR/ROD NOWORK C/FOR,C/F	3774	55514	533	3122
722860 OTH BAR/ROD ALLOY STEEL NES	5501	349710	3381	57683
722870 ANGLES, SHAPES AND SECTIONS	71825	331537		456
722880 HOLLOW DRILL BARS AND RODS		4831		40881

Contd.

10.11 Imports by Economic Categories (Detail)

(In Thousand Rupees)

Items	April, 2016	From July, 2015	April, 2015	From July, 2014
722920 WIRE OTH ALLOY STEEL SILICOMANG		168		35752
722990 OTH,WIRE OF OTHER ALLOY STEEL	6097	95937	13776	164857
730110 SHEET PILING IRON AND STEEL		127048		50735
730120 ANGLE SHAPES & SECTIONS OF I/S	6616	26683	678	12340
730210 RAILS OF IRON AND STEEL	60763	240981	675	333421
730230 SWITCH BLADE, CROSS-FROG P/ROD		372		100
730240 FISH-PLATES AND SOLE PLATES	92	3066		424
730290 OTHER MATERIALS JOINTING RAILS	3169	111622	719	335206
730300 TUBE/PIPE,HOLLOW PROFILE C/IRON	355	77659	31751	197859
730411 L.P FOR OIL&GAS S-STL SEAMLESS	121665	255557	4448	13020
730419 OTH LINE PIPE I/S FOR OIL&GAS	611856	2024410	124248	1298046
730422 DRILL PIPE S-STL DRILL OIL/GAS		811		177057
730423 OTH DRILL PIPE I/S FOR OIL&GAS	146084	3778601	242141	5981733
730424 OTHER PIPE OF STAINLESS STEEL	403476	614601	389	1104655
730429 OTH CASING,TUBING I/S-OIL/GAS	31806	2444184	648955	3986868
730431 O- COLD-ROLLRD C.C.SEC I/N.A.S	55625	236419	23451	209995
730439 OTH CROSS SECTION OF N.A-STEEL	135751	1809451	274442	2344537
730441 COLD ROLD CR-SEC OF STAIN-STL	6748	106039	251	184695
730449 OTH CROSS SECTION OF STAIN-STL	22927	487269	9998	377920
730451 O-C.C.SEC COLD ROL(ALLOY-STL)		7579		41968
730459 O-CIR CROSS SEC OF (ALLOY-STL)	5702	111947	3448	35082
730490 O-TUBE PIPE/HOLLOW -PRO SEAMLE	77542	579293	167897	666029
730511 LINE PIPE USED OIL/GAS WELDED	5810	34840		93183
730512 OTH LINE PIPE USED OIL GAS WLD		7008		20577
730519 OTH LINE PIPE USED OIL/GAS P/L	1932506	7608632	2132845	2956798
730520 CASING FOR DRILLING,OIL/GAS	18440	18440		50380
730531 OTHER, LONGITUDINALLY WELDED		136009		3821
730539 OTHER, WELDED TUBES AND PIPES		1062		154674
730590 OTHER, TUBES AND PIPES	84	315892	378	205030
730611 L.P-WELDED OF STA-STL(OIL/GAS)	1138	74641	106	73165
730619 OTH-LINE PIPE O/G PIPELINE I/S	12894	598394		209159
730621 CAS/TUB WELDED LINE PIPE STA-S		290		
730629 O-CASING/TUB LINE PIPE O/G I/S	87057	94325	2479	104755
730630 COPPER COAT MILD STL TUB-8.5MM	33650	514641	16880	485226
730640 O-WELDED C.C.SEC OF STAIN-STL	160407	1724953	91134	1441049
730650 O-WELDED C.C.SEC NON ALLOY-STL	29937	394223	43863	379588
730661 O-TUBE,PIPE WELD SQUARE C-SEC	47314	414062	18524	330317
730669 TUBE/PIPE WELD OF OTH C.C-SEC				2606
730690 OTH TUBE PIPE HW-PROFILR I/STL	30647	551668	17925	174005
730711 CAST FIT N-MALLEABLE CAST-IRON	44311	190266	2455	272075
730719 OTHER, CAST FITTINGS	31221	553589	16555	383542
730721 FLANGES, OF STAINLESS STEEL	58000	184828	6303	78370
730722 THREADED ELBO,BEND,SLV S/STEEL	6089	38293	46263	93196
730723 BUTT WELDING FITTING STAINSTEL	2540	35995	24782	92837
730729 OTH TUBE,PIP FITTING STAINSTEL	55792	737544	33771	980047
730791 FLANGE AIR-P AGRI-TRACTOR<=80H	52841	367666	8722	334272
730792 THREAD ELBO,BEND/SLV IRN/STEEL	82037	272164	20906	491954
730793 BUTT WLEDING FITTING IRON/STEL	20800	227140	14835	209903
730799 OTH TUBE,PIP FIT IRN/STEL NEC	233469	2083142	298223	2635973
730810 BRIDGES AND BRIDGE-SECTIONS		17131		33921
730820 TOWERS AND LATTICE MASTS	348172	3789239	224	2486552
730830 DOR,WIN/FRAMES,TH-HOLD,FORDORS	22836	269102	9250	423217
730840 EQUIP SC-FOLD SHUT PROP PITPRO	93287	470496	55082	258548
731100 CONT COMPRESSED/LIQUID GAS IR/S	134008	878194	48358	542831
731210 STANDARD WIRE ROPES AND CABLES	128297	922869	56743	626233
731290 OTH WIRE,ROPE,CABLE,SLINGS I/S	5962	111858	11089	191723
731300 BRABED WIRE OF I/S TNIS HOOP	19932	110032	14926	122474
731412 ENDLESS BAND MACH STEL W-CLOTH	557	9601	1481	4986
731414 OTH WOVEN CLOTH OF STAIN STEEL	377	47943	3679	21463
731419 STEEL CORD FABRIC LIN MNF TYRE	10805	34174	2957	44851
731420 GRIL NET FENC W/LD D=3MM MS100	29	10524	12491	67736
731431 OTH GRL NEW FENC/WLED COTD ZNC		713		10
731439 OTH GRL NET FENCING AT INTSEC	224	9259	1141	30563
731441 OTH CLO GRL NET FENC PL/COT ZN	15434	112475	3254	86037

Contd.

10.11 Imports by Economic Categories (Detail)

(In Thousand Rupees)

Items	April, 2016	From July, 2015	April, 2015	From July, 2014
731442 OTH CLO GRL NET FENC PL/COT PL	1570	9854		12186
731449 OTH CLO GRL NET /FENFING	26710	303708	10246	259669
731450 EXPANDED METAL OF IRON OR STEL		3883	774	2112
731511 ARTICULATED LINK ROLLER CHAIN	67296	821165	44650	705533
731512 OTHER CHAIN, ARTICULATED LINK	30515	248111	35645	187699
731519 PARTS, ARTICULATED LINK CHAIN	21044	199294	1769	67715
731520 SKID CHAIN		3431	52	294
731581 STUD LINK		4925		8659
731582 OTHER, WELDED LINK	648	48159	957	39553
731589 OTHER CHAIN,	1828	26967	4698	23402
731590 OTHER PARTS OF CHAIN	1528	18387	8073	30818
731600 ANCHORS,GARPNELS PARTS IRON/ST	14291	127200	2989	39143
731700 NAILS,TAKES,DRAWING PINS IR/ST	42833	287263	10247	213065
731811 COACH SCREW I/S THREADED	23	10223	407	14762
731812 OTH WOOD SCREW I/S THREADED	3461	29615	1357	22216
731813 SCREW HOOKS,SCREW RING RVT I/S	299	2772	617	2923
731814 SELF-TAPPING SCEWS, THREADED	13111	108523	8405	129720
731815 OTH SCREW,BOTLS W/N NUT/WASHER	143870	2013150	147953	1349835
731816 NUTS, THREADED OF IRON/STEEL	59370	559560	38591	615251
731819 OTH BOLT,NUT,WASHER,RVT I/S TH	25931	211176	13418	188603
731821 SPRING WASHER LOCK WASHER N-TH	2198	32517	5489	36342
731822 OTHER WASHERS. NON-THREADED	9666	118290	13261	96325
731823 RIVETS, NON-THREADED	8026	68111	3836	234579
731824 COTTERS/PINS NON THREADED I/S	891	5204	588	11435
731990 OTH KNITTING NEDLS,CRO HOOKS	13808	98080	4280	82894
732010 LEAF-SPRINGS&LEAVES THEREFOR	12275	171296	9764	74000
732020 HELICAL SPRINGS	2644	19888	1220	15843
732190 PARTS OF I/S,COOK APPLI&PLAT-W	4751	160399	6634	108604
732211 RADIATORS/PARTS CAST IRON E-EL	27	1405		4904
732219 OTH RADIATOR AND PARTS THEREOF	1836	69485	1053	25641
732490 OTHER, INCLUDING PARTS	12376	132060	2930	89141
732510 OTH CAST ARTI I/S N-MEL C-IRON	22	14757	137	8499
732591 GRINDING BALLS SIMI ARTI MILLS	20434	104964	20006	217754
732619 OTH ATI FORGED/STAMPED N-WORK	68711	831031	55675	445062
732620 ARTICLES OF IRON OR STEEL WIRE	5285	36150	747	24590
740500 MASTER ALLOYS OF COPPER.	1709	2544	52	2896
740610 COPER-POW OF NON-LAMELLAR STRU	742	15430	4354	25396
740620 COPER-LAMELLAR STRUCTURE FLAKE	18217	108766	5973	124374
740710 BAR,RODS OF REFIN COPPER	114250	682345	35234	699257
740721 COPPER BAR,ROD PROFIL ZINC BAS	6436	50722	7132	28451
740729 OTH BAR,ROD,PROFIL COPP ALLOYS	5027	38825	2159	36252
740811 WIRE REF COPP MAX CR-SEC DI>6M	163143	374252		294565
740819 OTHER, WIRE OF REFINED COPPER	10819	135638	9309	113412
740821 WIRE OF COPPER ALLOY ZINC BASE	6145	35352	9863	49941
740822 WIRE OF COPPER ALLOY NICK BASE	818	7290	875	3574
740829 OTH WIRE OF COPPER ALLOYS ETC	14481	39686	135	8921
740911 PLAT,SHEET,STRIP REF COPP COIL	14583	95631	29586	205585
740919 OTH PLAT SHEET&STRIP REF COPP	1711	24666	4	36119
740921 PL,SH&STRIP COPP ZINC BAS COIL	8455	151452	25587	183547
740929 OTH PL/SH/STRI COPP ZINC BAS	3428	40514	5863	28741
740931 PL/SH/STRIP COPP TIN BAS COILS		263	430	4376
740939 OTH PL/SH/STRIP COPP TIN BAS-C	1463	5321	126	1144
740940 PL/SH/STRIP COPP NICKLE BASE		593		38
740990 PL/SH/STRIP OTH COPP ALLOYS NS	391	4120	615	10074
741011 FOIL REFINED COPP NOT BACKED	119314	753591	77328	653426
741012 FOIL OF COPP ALLOYS,NOT BACKED	67211	429308	91894	564244
741021 FOIL OF REFINED COPPER,BACKED	24251	74140	6279	59794
741022 FOIL OF COPPER ALLOYS,BACKED	103	2990	2061	15239
741110 TUBE & PIPE OF REFINED COPPER	352779	1621670	201698	1307854
741121 TUB&PIPE COPP ZINC BAS ALLOYS	2799	18015	441	17837
741122 TUB&PIPE COPP NICKLE BAS ALLY		6410		3198
741129 OTH TUBE&PIPE OF OTH COPP ALLY	1569	25605	4478	22407
741210 COPP TUBE/PIPE FIT REF COPPER	3366	12865	1968	6061
741220 COPP TUBE/PIPE FIT COPP ALLOYS	846	36268	1260	28509

Contd.

10.11 Imports by Economic Categories (Detail)

(In Thousand Rupees)

Items	April, 2016	From July, 2015	April, 2015	From July, 2014
741300 STANDARD WIRE,CABL PL-BAND-NEI	7081	61495	1704	4075
741510 NAIL,TACK,DRW-PIN,STAPL,S-ARTI	27	2662		1923
741521 WASHERS/INCL SPRING WASH N-THR	606	5529	29	1185
741529 OTH NOT THREADED ARTI COPPER	196	8918	974	7668
741533 OTH THRD SCREW,BOLT,NUT COPPER	58	9355	32	6628
750300 NICKEL WASTE AND SCRAP.				227
750400 NICKEL POWDERS AND FLAKES.	1937	13251	1937	14512
750511 BAR,ROD,PROFILE NICKLE N-ALLOY				369
750512 BAR,ROD,PROFILE NICKLE ALLOYED	642	3536	475	2389
750521 WIRE OF NICKEL, NOT ALLOYED		1443	390	2413
750522 WIRE OF NICKEL, ALLOYED	289	20726	957	27905
750610 PLAT,SHET,STRIP,FOIL NICK N-AL	2953	24917		84126
750620 PLAT,SHET,STRIP FOIL NICK ALOY	2039	6514	5	19033
750711 TUBE&PIPE OF NICKEL NOT ALLOYD				775
750712 TUBE & PIPE OF NICKEL ALLOYED		14847		17277
760200 ALUMINIUM WASTE AND SCRAP.	701170	6079720	628988	4912475
760310 POWDER OF NON-LAMELLAR STRUCTU		2134		19157
760320 POWDER OF LAMELLAR STRU FLAKES	2045	40710	1622	28522
760410 BAR ROD PROFILE ALUM NOT ALLOY	12353	107375	1417	54258
760421 HOLLOW PROFILES OF ALUM ALLOYD		4111	3493	13868
760429 OTH BAR,ROD&PROFIL ALUM ALLOYD	18990	142197	5478	53665
760511 ALMU WIRE N-ALLOY MAX DIA>6MM	13752	80831	5354	146351
760519 OTH ALUMINIUM WIRE NOT ALLOYED	16125	92527	12706	90110
760521 ALUM WIR ALLOY MAX CRS DIA>7MM		7244	1018	2353
760529 OTH ALUMINIUM WIRE, ALLOYED	29090	97658	5673	31113
760611 RECTANGLE&SQUARE ALUM NOT ALLY	36901	257650	28435	339350
760612 RECTANGULAR/SQ ALUM MOTALLOYED	184926	1445830	137695	1176166
760691 OTH PL,SHET,STRIL ALUM NOT ALOY	22420	126882	16456	69191
760692 OTH PL,SHET&STRIP ALUM ALLOYED	23021	139830	18207	137860
760711 ALUM FOIL ROLLED N-WORK/BACKED	274628	2509549	240535	2202156
760719 OTH ALUMINIUM FOIL NOT BACKED	224249	1585340	171261	1539649
760720 ALUMINUM FOIL, BACKED	142738	1450918	118552	1306730
760810 TUBE, PIPE OF ALUM NOT ALLOYED	387	20096	4	4690
760820 TUBE, PIPE OF ALUM ALLOYED	11101	114285	7921	81072
760900 ALUM TUBE,PIPE FIT(COUP/ELBOW)	1146	22742	1514	24814
761010 DOORS,WINDOW, FRAMS,THRESHOLDS	3487	58664	66	59689
761300 ALUM CONT FOR COMPLIQUE GAS	2046	28309	2096	10781
761410 STAND WIR,CABL PL,ALU S-CORE		631409	2	66894
780200 LEAD WASTE AND SCRAP.				2138
780411 LEAD SHET STRIP FOIL TH>0.2MM		71		436
780419 OTHER , LEAD PLATES		77	3187	9023
790310 ZINC DUST(BLUE POWDER)	5346	36807		8237
790390 OTHER ;ZINC POWDER AND FLAKES		1640		1412
790400 ZINC BARS,RODS,PLROFILE&WIRE	4074	42371	2449	19419
800200 TIN WASTE AND SCRAP.				14
811300 CERMETS&ARTICLE INCL WAS/SCRP		72	19	63
820110 SPADES AND SHOVELS	532	34060	31	10360
820130 MATTOCKS, PICKS, HOES & RAKES	69	809	182	637
820140 AXES,BILLS HOOKS&SIMI HEW TOOL	651	3982	22	283
820150 SECATEURS&ONE-HAND PRUNERS SHR	8	1424		234
820160 HEDGE SHEARS, TWO-HAND PURNING	16	661	228	1305
820190 OTH HAND TOOL AGRICUL,HORTICUL	226	4503	208	1936
820210 HAND SAWS	811	50453	6895	45918
820220 BAND SAW BLADES	1550	13573	1384	10225
820231 CIRCULAR SAW BLADE WITH STEEL	5910	65238	7025	66281
820239 OTH CIRCULAR SAW BLADE,O/MATER	5958	60323	4898	31770
820240 CHAIN SAW BLADES	278	14684	228	7611
820291 STRAIGHT SAW BLADES,WORK METAL	612	22382	3114	13277
820299 OTHER SAW BLADES	4793	80298	4282	70024
820310 FILES, RASPS & SIMILAR TOOLS	4062	78232	6126	77602
820320 PILERS,PINCERS,TWEESZERS S-TOL	14669	197942	7127	159454
820330 METAL CUTTING SHEARS&SIM TOOLS	510	11970	252	13775
820340 PIPE CUTTERS BOLD CROPPERS,ETC	1350	27207	717	25385
820411 NON-ADJUS H-OPER SPANER,WRENCH	34837	290433	13030	258480

Contd.

10.11 Imports by Economic Categories (Detail)

(In Thousand Rupees)

Items	April, 2016	From July, 2015	April, 2015	From July, 2014
820412 ADJUSTABLE H-OPER SPANER,WRENC	19028	204230	8885	157898
820420 INTERCHAGEABLE SPANNER SOCKETS	4359	37588	1520	37797
820510 DRILLING,THREADING TAPPING TOL	2115	21596	2305	16594
820520 HAMMERS AND SLEDGE HAMMERS	4695	45794	5563	31882
820530 PLANES,CHISELS,GOUGE WOOD WORK	329	11288	791	10883
820540 SCREW DRIVERS	8526	107810	4724	100403
820551 OTHER HAND TOOLS H-HOLD N.E.S.	2795	27665	1889	21191
820559 OTH HAND TOOL(GLAZZIER DIMOND)	13255	280676	9783	139408
820560 BLOW LAMPS		118	10	488
820570 VICES, CLAMPS AND THE LIKE	2293	45854	486	23430
820590 SETS OF ARTI.TWO/MORE,SUB-HEAD	6297	78768	2044	84706
820600 TOOL TWO/MORE OF H.82.02TO.05	20186	299536	1060	12848
820713 ROCK DRILLING,EARTH BORING TOL	8832	37485	1009	22521
820719 OTH INC PARTS ROCK DRIL,E-BORI	204623	1474832	157032	1948857
820720 DIES FOR DRAWING/EXTRUD METAL	1994	81382	1297	112701
820730 TOOL FOR PRESS, STAMPING/PUNCH	18088	157100	3039	93999
820740 TOOLS FOR TAPPING OR THREADING	1039	31489	1438	14566
820750 TOOL FOR DRILLING O/T ROCK DRL	22238	590776	31637	417268
820760 TOOLS FOR BORING OR BROACHING	1844	16926	748	23697
820770 TOOLS FOR MILLING	769	40390	909	26315
820780 TOOLS FOR TURNING	9087	67860	10742	67215
820790 OTH INTERCHANGEABLE TOOLS	51830	476785	82972	404530
820810 KNIVS&CUTING BLADE METAL WORK	6272	43228	3409	30029
820820 KNIVS CUTING BLADE WOOD WORK.	1137	23902	1420	26714
820830 KNIVS&CUTING BLADE KITCHEN APP	861	17511	1104	16174
820840 KNIVS&CUTING BLADE AGRI HORT	3691	39024	7098	31508
820890 OTH KNIVES CUTING BLADES F/MAC	61276	437380	30598	431826
830260 AUTOMATIC DOOR CLOSERS	2499	94602	2318	46627
831190 OTH WIRE&RODS AGGLOMTR B/METAL	14532	185097	13117	771077
840120 MACH/APPRAT,ISOTOPIC SEPRATION				83419
840130 FUEL ELEMENT NON-IRRADIATED		27		96
840140 PARTS OF NUCLEAR REACTORS		3357867	8301	3362943
840211 WATERTUBE BOIL S/PROD>45T/H	2290001	10049120	2672634	4984633
840212 WATERTUBE BOILER S/PROD-45T/H	40655	543063	4152	897470
840219 OTH VAPOUR GENERATING BOILERS,	1908	2340854	12163	855521
840220 SUPER-HEATED WATER BOILERS	2025	439767		341884
840290 PARTS OFSTEAM/OTH VAPOUR G/BOL	573441	3733364	33091	291955
840310 BOILERS	588	25924		16896
840390 PARTS CENTRAL HEATING BOILERS	535	33303	290	526995
840410 AUXILIARY PLANT FOR BOILER	1189913	1708715	14954	4452864
840420 CONDENSERS STEAM/VAP POW UNIT	1741	115773		208397
840490 PARTS MASHINE H-8404.1000	3773037	5185781	9871	189992
840510 PRODUCER WATER GAS GENERATORS	15127	74677	93115	545934
840590 PART PROD GAS WATER GENERATOR	5886	41646	526916	694407
840610 TURBINES FOR MARINE PROPULSION		2200		543
840681 OTH TURBINE OUTPUT EXCEED 40MW		2797232		
840682 O-TURBINE OUTPUT NOT EXC 40MW		2189508	2032629	2845735
840690 PARTS OF STEAM TURBINES	45441	2812849	217028	2299801
840710 AIRCRAFT ENGINES	7519	2629793	209176	612499
840721 MARINE PROPULSION ENGINES	29791	253633	32860	303062
840729 OT MARINE SPARK-IGN-ROTRY ENG.		3026	1993	6089
840731 PISTION ENGINE CAPACITY-50CC	1952	30608	3467	53214
840732 PISTON ENG CAPACITY 50-250CC	59746	563025	58159	537234
840733 PISTON ENG CAPACITY 250-1000CC	4828	66014	6213	50760
840734 PISTON ENG CAPACITY EX1000CC	39315	265149	14896	141975
840790 OTH ENGINES	42717	421039	57746	387992
840810 MARINE PROPULSION ENG-DIESEL	472	11454		47393
840820 ENGINE FOR VEH CHAPTER-87	71835	486388	23463	295207
840890 OTH ENGINES	60290	592735	72970	982178
840910 PARTS FOR AIRCRAFT ENGINES	21545	89020	2444	5840
840991 PARTS,SPARK-IGNITON PIST ENGIN	686820	5436306	802683	5296195
840999 OTH PART,COMPRES-IGN PIST ENG	705319	6631026	457731	6805512
841011 HYD,TURBINE,WATER WHEE-1000KW		114513		205008
841012 HYD,TURBN W/WHEEL-1000-1000KW		82208		71392

Contd.

10.11 Imports by Economic Categories (Detail)

(In Thousand Rupees)

Items	April, 2016	From July, 2015	April, 2015	From July, 2014
841013	HYD TURBINE,W/WHEEL>10,000KW	252625	3832546	2625883
841090	PARTS, INCLUDING REGULATORS	142149	2506632	992244
841112	TURBO-JET THRUST EXCEED25KN		15461	
841122	TURBO-PROPLER EXCEED 1100KW		82968	
841181	OTH GAS TRBIN NOT EXCD 5,000KW		392816	23887
841182	OTH GAS TURBIN EXCE-5,000KW	91345	1276917	1135769
841191	PARTS TURBO-JET /PROPELLERS	709	20252	6186
841199	OTH, PARTS OF GAS TURBINES	444841	7126599	703088
841210	REACTION ENG OTH THAN TURB-JET			287
841221	LINEAR ACTING,HYD ENGINE&MOTOR	4830	33495	1561
841229	OTH, HYDRAULIC POWER ENG&MOTOR	19069	336443	35924
841231	LINERA ACT,PNEUMATIC ENG&MOTOR	5147	37150	4822
841239	OTH, PNEUMATIC ENG & MOTOR	12069	89510	9812
841280	OTH, ENGINES AND MOTOR	1916	25557	2098
841290	PARTS OF ENGINES AND MOTOR	15857	616542	30462
841311	PUMPS FOR DISPENSING FUEL/LUB	18318	461227	168409
841319	O-PUMP FITTED MEASURING DEVICE	10085	236029	10750
841320	HAND PUMP O/THN H-841311,19	1309	25622	359
841330	FUEL LUBRICATING/COOLING PUMPS	137955	1507851	273302
841340	CONCRETE PUMPS	13575	510214	12492
841350	OTH POSITIVE DISPLACEMENT PUMP	165584	837884	6937
841360	OTH ROTARY PIDISPLACEMENT PUMP	4377	36357	157318
841370	OTH CENTRIFUGAL PUMS	1365114	7155646	216012
841381	OTH PUMS LIQUID ELEVATORS	98431	1004372	99021
841382	LIQUID ELEVATORS	142	75796	
841391	PART OF PUMPS	194129	1653298	242986
841392	PARTS OF LIQUID ELEVATORS PUMP	854	8766	
841410	VACUUM PUMS	19066	212251	31355
841420	HAND/FOOT OPERATED AIR PUMS	2723	57000	3482
841430	COMPRESSOR REFRIGERATOR EQUIP	2587575	12457984	2444087
841440	AIR COMPRESSORS MOUNTED W/CHAS	30883	308628	7652
841451	FANS TABLE,FLOOR,WALL,WINDOW	397197	1219812	378515
841459	OTH FANS	275642	802946	25807
841460	HOODS MAX-HORIZONTAL SIDE120CM	13123	152276	10097
841480	OTH GAS COMPRESOR&RECYCL RODS	1453668	6137030	276243
841490	PARTS AIR/VACUM PUMPS ETC.	159398	2107671	415146
841510	WINDOW/WALL TYPE AC/SPLIT SYS	610730	2412220	326540
841520	A.C.MACHINES FOR MOTOR VEHICLE	5190	79276	1871
841581	A.C.MACH COMP MOTOR DRI FAN		123765	6485
841582	O- AC INCOR REFRIGIRATING UNT	14664	305202	19776
841583	OTH A.C. MACH NOT REFRIG UNIT	387297	852216	39214
841590	PARTS OF AIR CONDITION MACHINE	1377269	5270253	1283201
841610	FURNACE BURNERS LIQUID FUEL	8496	65924	7930
841620	OTH FURNAC BURNER INCL COMBINT	198845	375166	2537
841630	MECHANICAL STOKERS GRATES ETC	71703	596091	65935
841690	PART OF BURNRS OTH ART OF 7412	16144	200976	10806
841710	FURNAC & OVEN F/ROAST/MELTING	166687	579129	4045
841720	BAKERY OVENS INCL BISCUIT OVEN	4866	178352	2081
841780	OTHER FURNANCE AND OVENS INDUS	11437	2216895	1120
841790	PART OF INDUSTRIAL LAB FURNACE	14880	204280	11560
841810	COMBINED REFRIG-FREEZE W-DOORS	27236	264994	10145
841821	REFRIGERATORS HOUSEHOLD TYPE	52978	426380	68417
841829	OTH REFRIGERATOR HOUSHOLD TYP	24474	173380	24218
841830	FREEZERS OF CHEST TYPE	1977	17224	2833
841840	FREEZERS OF THE UPRIGHT TYPE	1343	105663	5173
841850	O-FURNI-STORAGE,DISPLY FRZ EQU	49631	306972	9219
841861	OTH REFRIG FREZ EQPT HEAT PUMP		11357	10687
841869	OTH REFRIG FREZ EQPT HEAT PUMP	241740	2363476	191086
841891	FURNITURE REFRIG FREEZING EQPT	401	14883	569
841899	OTH PARTS REFREGERATING EQUIPT	450754	2705001	559872
841911	INSTANT GAS WATER HEATERS	609	307411	532
841919	OTH INSTANT STRONGWATER HETER	4095	87771	1940
841920	MEDICAL SURGICAL LAB STERILISE	92724	346699	25887
841931	DRYERS AGRICULTUL PRODUCTS		38170	740

Contd.

10.11 Imports by Economic Categories (Detail)

(In Thousand Rupees)

Items	April, 2016	From July, 2015	April, 2015	From July, 2014
841932 DRYERS WOOD PAPER PULP P/BOARD		12022	6003	26868
841939 OTHER DRYERS	33156	676465	29478	424576
841940 DISTILLING RECTIFYING PLANT	61314	105644	597	202871
841950 HEAT EXCHANGE UNITS	199582	743957	16507	1871771
841960 MACHINERY LIQUIFY AIR O/GASES	1337	88099	1716	837303
841981 OTH MACH PLANT EQPT HOT/COL FD	52840	678072	1409	202127
841989 OTH MACHINERY PLANT AND EQPT	374204	8656697	2559924	15198703
841990 PARTS MACH PLANT LAB EQUIP ETC.	120692	768806	281904	4477602
842010 CALENDERING OTH ROLL MACHINES	122318	344809		65200
842091 CYLINDER(FOR CALENDERING MACH)	5122	19121	859	25163
842099 OTH PART OF CALENDER MACHINE	18104	86878	5599	51869
842111 CREAM SEPARATORS	149	11522	1142	43656
842112 CLOTHES-DRYERS		7506	21	3587
842119 OTH CENTRIFUGES INCLUDING DRYR	63311	792553	41071	1986970
842121 FILTERING PURIFY MACH&APARATUS	309738	3808851	131653	3433108
842122 FILTERING MACH FOR BEVERAGES	654	95163	210	34154
842123 OIL&PETROL-FILTER INT.COMBSN	49392	376517	30633	426048
842129 OTH FILTER MACHS APPARATUS NES	146478	845048	80827	871336
842131 INTAKE AIR FILTER COMBTION ENG	204273	1409398	1158698	7115135
842139 OTH FILTERING PURIFY MACH/APPA	230758	2190981	164341	1956375
842191 PARTS CENTRIFUGES INCL DRYER	73083	655919	65580	729062
842199 PARTS OF FILTERING PURIFY MACH	55582	571438	62027	943544
842211 DISH WASHING MACHINE HOUSEHOLD	915	5591	967	13066
842219 OTHER DISH WASHING MACHINE	2031	9291	309	6933
842220 MACH CLEANING/DRYING BOTTLE	51057	104174	786	72091
842230 MACH FILLING/CLOSING BOTTLES	122100	6912067	62653	4748697
842240 OTH PACKING WRAPPING MACHINE	203030	2697933	22725	1819644
842290 PARTS MACH FIL/CLEAN WRAP PACK	151035	1849284	144628	1901448
842310 PERSONAL WEIGHING MACHINES	6980	51280	1208	46201
842320 SCALES FOR CONT WEIGHING GOODS	4367	48772	3763	24789
842330 CONSTANT WEIGHT SCALES/HOPER	44215	216908	8	38286
842381 OTH WEIGHT MACHINERY-30KG	3256	24398	1505	66207
842382 OTH WEIGHT MACH CAP-30-5000KG	20998	329337	422	149000
842389 OTH WEIGHING MACHINERY	11764	145216	4568	113328
842390 WEIGHT MACH WTS ALL KINDS&PART	7871	102166	4285	58174
842410 FIRE EXTINGUISHERS W/N CHARGED	31981	424745	19601	380325
842420 SPRAY GUNS&SIMILAR APPLIANCES	27340	491966	40929	150406
842430 STEAM,SAND BLAST,JET PROJ MACH	1448	38093	1611	60074
842481 AGRICULTURAL OR HORTICULTURAL	12135	232035	57021	276929
842489 OTH APPL PROJ/DISPERS/SPRY LQD	117662	294839	20780	188472
842490 PART MECH APPLIANCE SPRAY ETC.	24591	245424	155959	801076
842511 PULLEY TACKLE HOISTS POWER	91792	263944	19479	258565
842519 O-PULLY/HOISTS/WINCH/CAPSTANS	17136	276004	10074	125240
842531 WINCH CAPSTAN POWER E/MOT	2518	55545	760	20389
842539 WINCHES CAPSTAN	7452	68045	1743	108675
842541 JACKS,HOISTS-RAISING VEHICLES	8911	28435	932	23751
842542 OTH JACKS AND HOISTS HYDRAULIC	25314	288641	17463	185958
842549 OTH MECHANICAL HANDING EQUIPMT	161	8728	45	17245
842611 OVERHEAD-TRAVELING CRAN F-SUP0	11562	516651	24705	169933
842612 MOBILE LIFTING FRAME ON TYRES	26552	217295	10028	64887
842619 OTH O/HEAD TRAVEL/TRNSPOT CRAN	37140	7630892		175273
842620 TOWER CRANES	5340	1018392	103118	413808
842630 PORTAL OR PEDESTAL JIB CRANES	231	271503	309	35186
842641 O-MACHINERY SELF PROP ON TYRES	20771	481266	35926	217126
842649 OTH MACHINERY SELF PROPELLED	75300	6490686		345545
842691 O-MACH DESIGED MOUNT ROAD VEH	237	31525		7111
842699 OTH MACHINERY NOTSELF PROPELED		725398		28663
842710 SELF PROPELL TRUCK WITH EL MOT	22719	340407	25705	373787
842720 OTHER SELF-PROPELLED TRUCKS	104874	997772	100458	853236
842790 OTH WORK TRUCK LIFT/HAND EQUIP	4537	205202	6830	106585
842810 LIFTS AND SKIP HOISTS	119427	1294391	71934	1179186
842820 PNEUMATIC ELEVATORS&CONVEYORS	640	82868		235552
842831 ELEVATOR/CONVEYOR,UN/GROND USE		43934		538
842832 OTH ELEVATOR/CONVEYOR BUKT TYP	18676	22843	1245	138472

Contd.

10.11 Imports by Economic Categories (Detail)

(In Thousand Rupees)

Items	April, 2016	From July, 2015	April, 2015	From July, 2014
842833 OTH ELEVATOR/CONVEYOR BLT TYPE	11501	209900	2555	284773
842839 OTH CONT ACTELEVATOR,CONVEYOR	51783	890362	143087	535522
842840 ESCALATORS & MOVING WALKWAYS		472676	66994	915078
842860 TELEFERICS CHAIR-LIFT,F/FURNIC	119	9090	522	14546
842890 OTH MACHINERY LIFT/HANDLE ETC.	315715	1288567	104998	708328
842911 TRACK LAYING BULDOZER/ANGLDOZR	162408	586410		507639
842919 BULDOZRS/ANGLEDRO/TRACK LAYING	15710	441914		155462
842920 GRADERS AND LEVELLERS	145788	367021	20453	484606
842930 SCRAPERS				1156
842940 TAMPING MACHINE & ROAD ROLLERS	108294	765871	24481	246996
842951 FRONT-END SHOVEL LOADERS	231341	1868200	137546	645371
842952 MACHINERY 360 REVOLVG S/STRUTE		240758	16207	25706
842959 OTH MECHANICAL SHOVALS EXCAVOR	870844	7022105	360727	2982272
843010 PILE-DRIVERS /EXTRACTORS	2006	78011		48781
843020 SNOW-PLOUGHS AND BLOWERS		25630		
843031 SELF-PROP COAL ROCK CUTTER		32264		221
843039 OTH SELFPROP COAL/ ROCK CUTTER	6	20600		64227
843041 OTH BORS SINK MACH SELF-PROPEL	238553	404053	71444	176126
843049 OTH BOR/SINK MACH NOT SELFPROP	130292	7397629	403156	7809863
843050 OTH MACHINERY SELFPROPELLED	2377	204068		59807
843061 TAMP COMPACT MACH NOT SELFPROP	3633	29407	789	12718
843069 OTH MACHINERY NOTSELF-PROPELED	23214	205692	265	28109
843110 PARTS MACHINERY HEADING 84.25	2208	20104	7581	36053
843120 PARTS MACHINERY HEADING 84.27	6390	81579	5410	88325
843131 PARTS OF LIFT SKIPHOIST&ESCALT	39527	328242	15727	370007
843139 OTH PARTSLIFT/HANDLE/LOAD MACH	70542	673001	43451	702662
843141 BUCKETS SHOVELS GRABS & GRIPS		69977	7308	64680
843142 BULDOZER OR ANGLEDOZER BLADES		21770	61	14699
843143 PARTS BOR/SINK MACHINERY	349029	3152218	825231	5301479
843149 PART MACH HEAD 84.26.84.29-30	177513	2470879	306952	3386257
843210 PLOUGHS	29	100600	139	921
843221 DISC HARROWS,SCARIFIERS,CULTI	6467	84782	897	19129
843229 OTH HAROW SCARIFIER WEDER&HOS	136	14666	539	2567
843230 SEEDERS PLANERS & TRANSPLANTER	1046	2531	72	4582
843240 MANURE SPREADER&FERTILISER DIS		257		1464
843280 OTH AGR HERTI, FORESTRY MACHRY	4021	15873	12709	87106
843290 PARTS AGR HERTICULTURAL MACHIN	2357	34769	14115	130454
843311 LAWN MOVER PARKS/SPORTS GROUD	2573	6388	67922	70856
843319 OTH MOVER LAWN PARKS SPORTGOOD	5368	13681	308	7187
843320 OTH MOWERS INCLUDING CUTER BAR		19636	1926	9848
843330 OTH HAYMAKING MACHINERY	580	3539		16677
843340 STRAW BALER INCL PICK-UP BALER	29919	79043	13796	28274
843351 COMBINE HARVESTER-THRESHERS	108128	1643424	151218	1380464
843352 OTH THRESHING MACHINERY	349	2911	775	1682
843353 ROOT/TUBER HARVESTING MACHINES	3381	19181		2003
843359 OTH HARVESTING MACHINES	83142	324440	43631	146834
843360 MACH CLEAN SORT EGG FRUT AGPRO		9636	53113	211416
843390 PARTS MACH CLEAN/SORT EGG ETC	8545	80227	7883	79213
843410 MILKING MACHINES	1237	46507	4186	18170
843420 DAIRY MACHINERY		70429	2249	405646
843490 PART MILKING/DAIRY MACHINERY	1998	86881	7696	62405
843510 MACHINERY (PRESSES,CRUSHES)	347	3603	49	9124
843590 PART OF JUICE EXTRACTING MACHI	747	2793	290	2875
843610 MACHRY PREP ANIMAL FEED STUFS	1485	729179	100578	639992
843621 POULTRY INCUBATORS & BROODERS	94553	167918	10674	573824
843629 OTH POULTRY KEEPING MACHINERY	89056	1161506	39697	1000601
843680 OTH MACHINERY		29028	44242	51647
843691 PARTS POULTRY KEEP MACH BRODER	8345	37154	10885	79984
843699 OTH PART OF AGR/HORT MACHINER	13439	224634	4196	154498
843710 MACH CLEAN SORT GRAD GRAIN/VEG	60853	745191	100679	980833
843780 OTH MACHINERY	10690	274692	35617	689425
843790 PARTS MACHINE USE MILLINDUSTRY	24181	437676	21151	398197
843810 BAKERY MACH MFG MACARONI SPGTI	35579	804700	17710	954494
843820 MACH MANU CONFECTIONERY COCA	98708	426026	2622	431042

Contd.

10.11 Imports by Economic Categories (Detail)

(In Thousand Rupees)

Items	April, 2016	From July, 2015	April, 2015	From July, 2014
843830 MACHINERY SUGAR MANUFACTURE		33194	12470	143166
843850 MACH PREPARATION MEAT/POULTRY	11693	518405	86599	547464
843860 MACH PREP OF FRUITS/NUTS/VEG.		144173	106183	231706
843880 OTHER MACHINERY	41216	249715	2439	213818
843890 PARTS MACH/ND MFG FOOD DRINK	24623	657323	18248	249818
843910 MACHINERY M/PULP FIBROUS MATAL	1599	59047	674	49927
843920 MACHINERY MAKE PAPER P/BOARD	7538	234357	13144	588746
843930 MACHINERY FINISH PAPER P/BOARD	3515	140006	824	121688
843991 PARTS MACHIN PULP FIBROSMATERL	5143	42126	390	21589
843999 OTH PARTS MACHIN PAPER P/BOAD	50010	336935	25184	271109
844010 BOOK-BIND&BOOK-SEWING MACHIN	710	72107	3761	47269
844090 PARTS BOOK BINDING MACHINERY		61	707	3845
844110 CUTTING MACHINES	45339	680883	37518	360242
844120 MACH MAKE BAGS SACKS/ENVELOP	653	19763		2281
844130 MACHI MAKE CARTONS BOX TUBEETC	4748	113839	1912	35245
844140 MACH MOULDING ARTICLE P/P,PULP	28700	242550	1195	100677
844180 OTH MACH FOR MAKING P&P/BOARD	6887	75397	1006	64618
844190 PART MAC H-8441.1000,8441.4000	38268	135057	7817	130850
844230 PRINTING MACH, APATUS&EQUIPMEN	33836	159539	136	86402
844240 PARTS OF THE FOREGOING MACH	498	20013	1789	9787
844250 PLATE ,CYLINDER/PRINT COMPONE	6437	141960	5044	149994
844311 OFF SET PRINT MACHIN REELFED	13258	189620	6249	77268
844312 SHEET FED,OFFICE TYPE S-22&36	2876	41308	9257	28822
844313 OTH OFFSET PRINTING MACHINERY	89741	1022289	57827	459739
844314 LETTERPRESS PRI-MACH REEL FED		3343		6420
844315 LT-PRESS P-MACH O/T R-FED,FLEX		28113	514	55996
844316 FLEXOGRAPHIC PRINTING MACHIN	7282	186806	11346	73531
844317 GRAVURE PRINTING MACHINERY	63350	725868	26915	600106
844319 HOT STAMPING MACHINES	229347	1429303	45876	758304
844331 MACH PERFORM TWO OR MORE FUNCT	40836	377881	36588	173465
844332 PRINTER CONNECT TO AUTOMA DPM	86264	1340277	105999	1015442
844339 O-MACH REPRODUC ORIGINAL IMAGE	90330	924246	57530	417111
844391 PART/ACCE PRINTING MACH H-8442	41420	331296	14923	286546
844399 PARTS /ACCE OTH PRINTING MACH	105023	878193	97546	703425
844400 MAC EXTRUD CUT M-MADE TEX-MATE		159375	51454	360657
844511 CARDING MACHINES	34600	1530286	47294	1941708
844512 COMBING MACHINES	13272	177133		208758
844513 DRAWING /ROVING MACHINES	89163	1043479	73687	1485891
844519 OTH MACH TEXTURE FIBRE ETC	56726	1396665	51582	1425757
844520 TEXTING SPINNING MACHINES	610596	3073056	18422	3466261
844530 TEXTILE DOUBLING OR TWIST MACH	65458	393611	56382	180110
844540 TEXTILE WINDING MACHINE	299556	2271824	610698	2585075
844590 OTH MACH, TEXTILE FIBRE	227618	1462754	88462	1304730
844610 WEAVING MACH FAB WD-NOT>30CM		11697	25730	25730
844621 POWER LOOM WEAV FAB EXCED 30CM	5012	7991		5202
844629 OTH WEAVING MACHINES(LOOMS)	24740	670359	31139	678018
844630 WEAV MACH FAB >30CM SHUTLES	1226025	6730110	711396	5555679
844711 CIRCULAR KNITTING MACHINE	8489	150326	1490	226690
844712 CIRCULAR KNIT MACH DIA>165MM	46653	214504	31648	350197
844720 FLAT KNIT MACH STITCH-BONDING	25541	385663	95213	346230
844790 OTH MACH GIMPED YARN TULE LACE	594739	6095328	471698	5419948
844811 DOBBIES JACQUARD COPY ETC MACH	59492	121715	9744	214656
844819 OTH AUXILARY MACHIN HD84.44-47	142516	1097902	66975	1129639
844820 PARTS&ACCESORIES MACH H-84.44	7416	60562	4887	56197
844831 CARD CLOTHING	77041	964379	117095	967887
844832 PART ACCESSORY MACH TEXT FIBRE	11167	86394	5966	81801
844833 SPINDLE SPIND FLYER S/IN RING	88003	898178	96395	1091859
844839 OTH PARTS&ACCESSORIES 84.45	157187	1364887	161906	1413795
844842 REEDS FOR LOOMS HEALDS&H/FRAM	26797	306343	18463	258551
844849 OTH PART ACCESSORIES WEAV MACH	52522	506224	34025	568877
844851 SINKERS NEEDLES & OTH ARTICLES	37772	328857	26142	299990
844859 PART ACCESSORY MACH HEAD 84.47	34901	414329	22958	359242
844900 MACH MFG FINISH NON WOVENS	6610	111435		46946
845011 WASHING MACH FUL-AUTO NOT>10KG	54983	481126	65578	457185

Contd.

10.11 Imports by Economic Categories (Detail)

(In Thousand Rupees)

Items	April, 2016	From July, 2015	April, 2015	From July, 2014
845012 O-MACH BUILT-CENTRIFUGAL DRIER	10012	144577	19454	122643
845019 O-MACH DRY LINE CAPA -NOT>10KG	16766	62006	1070	55187
845020 MACHINE DRY LINE CAP EXCE10KG	1042	56876	333	21136
845090 PARTS FOR H/HOLD WASH MACHINE	7319	179000	13569	129455
845110 DRY-CLEANING MACHINES	438	12257	579	24616
845121 DRY MACH OF DRYLINEN CAP<10KG	548	831		155
845129 OTH DRYING MACHINES	33645	331034	62890	304015
845130 IRONING MACHINES & PRESSES	11151	120280	4537	111015
845140 WASHING BLEACH DYE MACHINES	142624	2695011	88525	1184157
845150 REELING UNREEL FOLDING ETC MAC	48651	250549	3078	104271
845180 OTH MACHINERY	232401	3572161	152634	3424074
845190 PARTS FOR DRY CLEAN/DYING MACH	46717	335455	24454	269885
845210 SEWING MACHINE HOUSEHOLD TYPE	8463	82478	13450	74214
845221 AUTOMATIC UNITS SEWING MACHINE	16507	115981	37500	147135
845229 OTH SWING MACHINES	238803	2186541	210999	2073859
845230 SEWING MACHINE NEEDLES	8635	80963	22653	99358
845290 OTHER PARTS OF SEWING MACHINE	22623	238068	17942	192141
845310 MACH PREP,TANN HIDE,SKIN LEAT	39820	230702	18817	270730
845320 MACH MAKING/REPARING FOOTWEAR	19054	216915	11147	317188
845380 OTH MACH REPAR H-SKINS/LEATHER	5352	101344	7725	51118
845390 PARTS OF MACH TANNING,FOOTWEAR	4765	76371	10845	80864
845410 CONVERTERS		11311	130	2950
845420 INGOT MOULDS & LADLES	1130	10487	186	14513
845430 CASTING MACHINES	84857	438305	41799	309917
845490 PARTS OF CONVERTERS LADLES ETC	11216	104659	5795	55432
845510 TUBE MILLS	13778	523475		119875
845521 HOT/COMBIN HOT&COLD ROLING MIL	27939	342630		382835
845522 COLD, ROLLING MILLS	6113	286499	284537	903659
845530 ROLLS FOR ROLLING MILLS	5222	248577	63572	325003
845590 OTH PARTS METAL ROLLING MILLS	5221	88938	21	450304
845610 MACH TOOL WORKING BY LSER ETC	17777	134907	6032	40425
845620 MACH OPERATED ULTRASONIC PROCE	195	9840	767	1778
845630 MA-TOOL OPER ELECTRO DISCHARGE	2114	48170	769	27196
845690 O-MAC TOOL FOR REMOVAL OF MAT	317	42284	705	47933
845710 MACHING CENT FOR WORKING METAL	22881	351983	27410	299198
845720 UNIT CONSTRUCTION MACH(SINGLE)		91		2658
845730 MULTI-STATION TRANSFER MACH		8024		53887
845811 HORIZONT LATH NUMERICL CONTROL	6255	188628	3725	99343
845819 OTHER, HORIZONTAL LATHES	19279	105634	10495	123999
845891 OTH LATHES NUMERICALLY CONTROL		133153	158	58390
845899 OTH LATHES FOR REMOVING METALS	8457	59235	2103	117356
845910 WAY TYPE UNIT HEAD MACHINES	419	5452	339	14571
845921 OTH DRILL MACH NUMERICAL CONT		11119		11102
845929 OTHER DRILLING MACHINES	18668	166128	7944	109890
845931 OTH BOR/DRIL MACH NUMERI CONTR	661	9489		507
845939 OTHER BOARING-MILLING MACHINES	7954	45330		8948
845940 OTHER BORING MACHINES	7542	64114	365	74687
845951 MILLING MACH KNEE TYPE N.CONTR	580	12068		772
845959 MILL MACH W TRAVERSER =<300MM	643	42208	4582	46023
845961 OTH MILLING MACH NUMERCAL CONT		16682		27005
845969 OTHER MILLING MACHINES	12016	78936	2462	104143
845970 OTH THREAD/TAPPING MACH	343	58387		47342
846011 F.SURFACE GRIND MACH NUM CONTR	744	3263		890
846019 OTH F.SURF GRIND MAC AXIS0.01M	1932	42189	2511	31324
846021 OTH GRIND MACH NUMERICAL CONTR	29440	29440	5262	23893
846029 OTH GRIND MACH AXIS 0.01MM		13014	253	11933
846031 SHARPENING MACH NUMERCAL CONTR				9053
846039 OTH SHARPENING MACH-TOOL	2735	25858	469	8157
846040 HONING OR LAPPING MACHINES		9987		18900
846090 OTHER MACHINE TOOLS	1209	73688	827	81461
846120 SHAPPING OR SLOTTING MACHINES	538	45406	1092	43017
846130 BROACHING MACHINES		7939		589
846140 GEAR CUTTING,GRIND/FINISH MACH	6274	101333	12085	42562
846150 SAWING OR CUTTING-OFF MACHINES	19205	237278	9447	94083

Contd.

10.11 Imports by Economic Categories (Detail)

(In Thousand Rupees)

Items	April, 2016	From July, 2015	April, 2015	From July, 2014
846190 OTH MACH TOOL FOR METAL WORK	5039	72022	2712	60584
846210 FORGING/DIE-STAMP MACH&HAMMERS	73010	249729	4430	266756
846221 BEND,FOLD,ETC MACH NUM CONTROL		35959		5468
846229 OTH BENDING,FOLDING MACH	21560	146014	13921	134082
846231 SHEARING MACH NUMERICAL CONTRO	2527	76508		29658
846239 OTH SHEARING MACH	1519	70016	6084	46391
846241 PUNCH/NOTCH MACH NUM CONTROLLED	1	16463	833	869
846249 OTH PUNCHING/NOTCHING MACH	37098	199316	9793	108429
846291 HYDRAULIC PRESSES	22835	215153	12244	64339
846299 OTH PRESSES FOR WORK METAL	1205	60200	4618	123923
846310 DRAW-BENCH FOR BARS,TUBES WIRE		117045	309	8456
846320 THREAD ROLLING MACHINES		18845	2624	12751
846330 MACHINES FOR WORKING WIRE	580	67314	8	19160
846390 OTH MACH TOOL WORKING METALS	731	159348	251	27464
846410 SAWING MACHINES	1541	13478	941	16742
846420 GRINDING OR POLISHING MACHINES	7447	49144	5219	57195
846490 OTH MACH TOOL WORK STONE/CER/C	8596	71703	3550	94699
846510 MACHINE FOR MECHANIC OPERATION	67	3091		2828
846591 SAWING MACHINES	2592	20312	5447	20848
846592 PLANING,MILLING, MOULD MACH	930	15561	822	9401
846593 GRINDING SANDING POLISHING MAC	2685	168234	559	30481
846594 BENDING OR ASSEMBLING MACHINES		3434	103	85546
846595 DRILLING OR MORTICING MACHINES	88	6798	172	9736
846596 SPLITING SLICING PARING MACH		27224	5316	19329
846599 OTH MACH TOOL FOR WOOD CORKETC	4797	239211	63936	176300
846610 TOOL HOLDER SELF OPEN DIEHEAD	3253	51055	5225	37460
846620 WORK HOLDERS	1075	23506		35186
846630 DIVIDING HEAD & ATTACH M-TOOL	2899	7175	8	6786
846691 OTH PART FOR MA-TOOL H.84.64	718	17229	965	7795
846692 OTH PART FOR MA-TOOL H.84.65	514	42633	4529	39356
846693 PART/ACCES MACH TOOL PLAN ETC	3184	156717	7778	183010
846694 PART/ACCES MACH TOOL FOLD ETC	6907	85798	5576	94333
846711 PNEUMATIC ROTARY TYPE TOOLS	1171	4836	1420	6561
846719 OTH PNEUMATIC TOOLS FOR WORK	6589	35827	8376	52464
846721 DRILL W ELEC MOTOR OF ALL KIND	12326	134053	10027	94585
846722 SAWS SELF CONTAINED ELE-MOTOR	1044	18430	2432	15231
846729 OTH TOOL WITH ELECTRIC MOTOR	52104	445398	16760	324570
846781 CHAIN SAWS	1162	36401	1527	30672
846789 OTH TOOL WORKING IN HAND	12045	118595	3268	72889
846791 PARTS OF CHAIN SAWS	2137	22760	856	9561
846792 PARTS OF PNEUMATIC TOOLS	1626	29365	1976	15353
846799 OTH PART TOOL WOR IN THE HAND	5230	218851	6707	123362
846810 HAND HELD BLOW PIPES	1049	2549	16	294
846820 OTH GAS-OPERATED MACH APPARATU	2035	29091	245	39814
846880 OTH MACH FOR SOLDER,BRAZING	13148	109633	717	69063
846890 PARTS FOR SOLDERING,BRAZIN MAC	3139	32343	1591	19669
846900 TYPEWRITER;WORD PROCESS MACH	153	3868		1219
847010 ELEC CALCULATOR,DATA REC MAC	11139	118224	3502	131109
847021 CALC. MACH W PRINT DEVICE	340	345		102
847029 OTH ELECTRO CALCULATING MACHIN		1535	26	575
847030 OTHER CALCULATING MACHINES		549		105
847050 CASH REGISTERS	747	19297	1322	52725
847090 OTH POSTAGE,TICKET ISSUE MACH	1761	30313	1589	21481
847130 PORTABLE AUTOMATIC DP MACHINE	2943200	11798483	1035520	18506380
847141 OTH AUTOMATIC DATA PRO MACHINE	45393	1154201	176129	1661726
847149 OTH PRESENTED IN FORM SYSTEMS	14605	808681	32970	250041
847150 PROCESSI UNIT O/T,H-8471.41,49	234570	2562312	268477	3556206
847160 INPUT,OUTPUT UNIT IN S-HOUSING	58432	550063	59143	919315
847170 STORAGE UNITS	164017	1163987	56645	866939
847180 OTH UNITS OF AUTO DAT PRO MACH	18061	125763	5699	75216
847190 OTH LAN,BRIDGES,HUBS EXCL SWIT	29081	623041	31702	546773
847210 DUPLICATING MACHINES	1080	2178	336	2587
847230 SORTING/FOLDING/AFFIXING MACH	226	1186	251	859
847290 OTHER, OFFICE MACHINES	145916	2229660	71560	1487542

Contd.

10.11 Imports by Economic Categories (Detail)

(In Thousand Rupees)

Items	April, 2016	From July, 2015	April, 2015	From July, 2014
847310 PARTS/ACCESS OF MACH H-84.69		13954	248	1773
847321 PART CALC MACH H-8470.10.21.29		41		127
847329 OTH PARTS OF MACH H-84.70	508	35195	835	142371
847330 PARTS/ACCESS OF MACHINE 84.71	120504	1111150	72150	1053632
847340 PARTS/ACCESS MACHINE HEAD84.72	21039	250408	19641	224082
847350 PARTS/ACCESS MAC HD84.69-84.72	1086	10491	941	8654
847410 SORTING/SCREENING/WASHING MACH	15019	427610	5789	211619
847420 CRUSHING OR GRINDING MACHINES	21932	693504	67553	752965
847431 CONCRETE OR MORTAR MIXERS	87284	746796	88353	906400
847432 MACH FOR MIXING MINERAL&BITUME	46157	377133	11685	230774
847439 OTH MACH FOR MIXING MINERALS	1557	123808	65965	95990
847480 OTHER MACHINERY	64684	808866	3029	126415
847490 PART OF SORTING,SCREENING MACH	122181	1683485	59236	1087058
847510 MACH FOR MAKING ELEC LAMP/TUBE		33594		152
847521 MACH FOR MAKING OPTRICAL FIBRE		10		
847529 OTH GLASS WORKING MACHINES		168014	21457	254640
847590 PARTS OF MACHINES H-NO.84.75	29622	55411	16988	64841
847621 BEVERAGE/VENDING MA W REFRIG	110	5734		4037
847629 OTH,AUTOMA BEVERG-VENDING MACH	491	1095		1827
847681 OTH MACH HEATING/REFRIG,DEVICE		235		863
847689 OTH MACH INCL MONEY CHANG MACH	72	717		4889
847690 PARTS OF MACH HEADING 84.76		5246	69	137
847710 INJECTION-MOULDING MACHINES	452686	2851576	220195	1854535
847720 EXTRUDERS	71333	737453	18017	619423
847730 BLOW MOULDING MACHINES	114388	827218	257746	870768
847740 VACCUM MOLDING/THERMOFORM MACH	32638	119407	47253	88418
847751 MACH MOULD PNEUMATIC TYRE,TUBE	22595	164511		210351
847759 OTH MACH FOR MOLDING/FORMING	121615	148163	28487	104824
847780 OTH MACH FOR WORKING RUB/PLAST	150188	3062765	234109	943091
847790 PARTS OF MACH,WORKING RUB/PLAS	98167	766459	67354	604595
847810 MACH FOR REPAIRING TOBACCO	885	382348		208775
847890 PARTS OF MACHINES OF H-84.78	127021	620237	98265	380756
847910 MACH FOR PUBLIC WORKS,BUILDING	57350	603262	65752	397530
847920 MACH FOR EXTRACT/PREP FATS/OIL	120298	536796		287287
847930 PRESS PARTICAL/FIBRE BOARD ETC	26397	914630	99864	261057
847940 ROPE OR CABLE MAKING MACHINES	282	354783		84854
847950 INDUSTRIAL ROBOTS(N.E.S.)	1231	7378	34486	77183
847960 EVAPORATIVE AIR COOLERS	44793	353543	42771	402500
847971 PASSE BOARD BRIDGE.AIRPORT USE		102699		
847979 OTH PASSENGER BOARDING BRIDGES	44	2412		283602
847981 MA FOR TREATING METAL/FLE WIRE	243427	339953		75610
847982 MIX/KNEAD/CRUSH/GRIND ETC MACH	21783	840231	563297	3781123
847989 OTH APPLI IDIVIL FUNCTIO MACH	908953	4634873	219142	8402721
847990 PART OF MA H- 8479.20.60.82.84	163829	1371351	436628	1625030
848010 MOULDING BOXES FOR MET FOUNDRY	702	29012	1695	19123
848020 MOULD BASES	27712	66755	13600	59048
848030 MOULDING PATTERNS	1735	16119	9	64268
848041 INJECTION OR COMPRESSION TYPES	13707	62115	514	56231
848049 OTH, MOULDS FOR METAL/CARBIDES	62138	407436	44670	285733
848050 MOLULDS FOR GLASS	3452	55885	3154	77489
848060 MOULDS FOR MINERAL MATERIALS.	24645	382736	5570	40952
848071 INJECTION OR COMPRESSION TYPES	43800	652401	45910	463899
848079 OTH MOULDS FOR RUBBER/PLASTICS	386715	1760156	110173	912279
848110 PRESSURE-REDUCING VALVES	78728	1380789	513872	2423631
848120 VALVES,OLEOHYD/PNEUMATIC TRANS	13433	210614	336174	1995608
848130 CHECK (NONRETURN) VALVES	101255	1033329	99297	815459
848140 SAFETY OR RELIEF VALVES	74087	575718	46456	714175
848180 OTH APPLIANCE(TAP,COCKS,VAL)	868277	8195691	883538	6367968
848190 PARTS OF APPLICANCE H-NO.84.81	133531	1121803	71895	852381
848210 BALL BEARINGS.	302212	3696074	284091	3064120
848220 TAPERD ROLLER BEARING INC CONE	72505	639096	70013	605665
848230 SPHERICAL ROLLER BEARINGS	15031	281816	33692	317676
848240 NEEDLE ROLLER BEARINGS	7899	76191	9307	59415
848250 OTH CYCLINRICAL ROLLER BEARING	5871	151108	25684	205845

Contd.

10.11 Imports by Economic Categories (Detail)

(In Thousand Rupees)

Items	April, 2016	From July, 2015	April, 2015	From July, 2014
848280 OTH COMBINED BALL/ROLLER BEAR	29375	352739	77069	453878
848291 BALLS, NEEDLES/ROLLERS PARTS	10242	147347	12913	151725
848299 OTH PARTS OF BALL/ROLLER BEAR	21469	208415	42937	260021
848310 TRANSMISSION/CRANKS/SHAFTS.CAM	306885	2241884	290387	2607308
848320 BEARING HOUSING-BALL/ROLR BEAR	6931	99818	6431	115011
848330 BEARING HOUSING NOT INCOR BEAR	222063	1531151	128220	1639690
848340 GEAR,CHAIN SPOK,GEAR BOXES ETC	169756	2342608	132235	1708548
848350 FLYWHEL/PULEY INCL PULEY BLOCK	12017	116310	5294	103592
848360 CLUTCHES AND SHAFT COUPLING	88066	869310	75002	598777
848390 PARTS OF HEADING 84.83	40784	430892	32324	429774
848410 GASKET&SIMILAR JOINT OF MATALS	64371	618156	61387	677007
848420 MECHANICAL SEALS	117520	576610	59849	514715
848490 OTH GASKET&SIMI JOINT DISSIMIL	99922	768834	64524	658549
848610 MACH FOR MANUF BOULES / WAFERS				10
848620 MAC FOR MANUF S-COND,I-CIRCUIT		887		21824
848630 MACH FOR MANUF FLAT PANEL DISP		556		44
848640 MACH FOR MANUF OF I-CIRCUIT,NES		17409		
848690 PARTS&ACCE OF MACH MANU S-COND	367	1472	251	12044
848710 SHIPS/BOATS,PROPELLERS&BLADES	384	36604		15756
848790 O-PARTS&ACCE NOT CON ELE-CONNE	25221	334318	33525	303952
850110 ELEC MOTOR OUTPUT NOT>37.5.WAT	111673	591712	111110	596889
850120 UNIVERSAL AC/DC MOTOR >37.5 W	39948	330070	29558	232095
850131 OTH DC MOTOR/GEN 0-P=750 WATT	29232	223206	9691	175493
850132 O-DC MOTOR/GEN 0-P-750W-75KW	11832	63716	6335	120841
850133 OTH DC MOTO/GEN 0-P-75KW-375KW	7251	46584	3211	98242
850134 OTH DC MOTOR/GEN OUTPUT >375KW		36561	49239	146850
850140 OTH AC MOTORS,SINGLE-PHASE	277955	1428861	274183	1198703
850151 OTHER AC MOTORS MULTI-PHASE	33411	394074	34790	244550
850152 AC MOTORS,OUTPUT-750W-75KW	138846	1407962	111918	1693023
850153 AC MOTORS,OUTPUT>75KW	38767	697784	23015	538786
850161 AC GENERATORS OUTPUT NOT>75KVA	135305	665282	40091	425022
850162 AC GENERATORS OUTPUT-75-375KVA	24817	150513	7647	122290
850163 AC GENERATOR 0-P-375KVA-750KVA	992	5509	2135	16032
850164 AC GENERATORS OUTPUT >750 KVA	120450	489392	1492	7485240
850211 EL GNERATOR (DIESEL)0-P>75 KVA	237964	3578156	164014	3002678
850212 GENER SET(DIESEL)OP- 75-375KVA	161125	1475409	144175	1490556
850213 GENER SET(DIES ENG)OP>375KVA	1215309	14465756	380718	9256105
850220 GENER SET(SP-ING ENG)OP>375KVA	17740	2625521	745313	3527212
850231 GENERATING SETS,WIND POWERED	3106555	40175171	2807844	3274250
850239 OTHER GENERATING SETS	4450944	18373881	3889110	22769311
850240 ELECTRIC ROTARY CONVERTERS.		101	263	1008
850300 PARTS FOR MACHIN H-85.01/85.02	235919	4342991	121297	3154969
850410 BALLAST FOR DISCHARG LAMP/TUBE	14343	131890	16119	149424
850421 LIQUID DIELECRICT FORMERS		44605	535	27721
850422 LIQ D-E T/FORMER-650-10000KVA		233826		24164
850423 LIQ DI-ELE T/FORMER >10000KVA	986356	2881346		134958
850431 OTH TRANSFORMER-PHC-NOT>1 KVA	37646	683599	36546	579439
850432 OTH TRANSFORMER-PHC-1KVA-16KVA	4336	269076	5194	106170
850433 OTH TRANSFORMER-PHC-16-500KVA	78496	1127593	44064	376419
850434 OTH TRANSFORMER-PHC>500 KVA	1708616	7724641	89845	3753632
850440 STATIC CONVERTERS	987990	7508964	664263	6964452
850450 OTHER INDUCTORS	9524	227846	18716	282565
850490 PARTS ELEC POWER MACH H-8504	213069	1640465	108810	1110237
850511 PERMANENT MAGNETS AND ARTICLES	8100	59259	2861	59676
850519 OTH PERMANENT MAGNETS&ARTICLES	21516	153801	14927	136030
850520 EL-MAGNET COUPLING,CLUTCH ETC	1284	27844	3198	35470
850590 OTH EL-MAGNET INC/PART HD85.05	6758	51291	3535	148788
850610 MANGANESE DIOXIDE P/CELL&BATT	76069	835223	58064	726336
850630 MERCURIC OXIDE P/CELL&BATTERIES		242		
850650 LITHIUM PRIMARY CELL&BATTERIES	18544	297877	34955	297949
850660 AIR ZINC PRIMARY CELL&BATTERIES	94	3315	515	5365
850680 OTHER PRIMARY CELL&BATTERIES	23729	448961	14227	382881
850690 PARTS OF PRIMARY CELL&BATTEIES	9757	95763	2423	45091
850710 LEAD-ACID ACCUMULATOR(STARTNG)	4672	27092	951	42435

Contd.

10.11 Imports by Economic Categories (Detail)

(In Thousand Rupees)

Items	April, 2016	From July, 2015	April, 2015	From July, 2014
850720 OTHER LEAD-ACID ACCUMULATORS	565109	5310067	527113	5107374
850730 NICKEL-CADMIUM ACCUMULATORS	1820	100640	5076	97621
850740 NICKEL-IRON ACCUMULATORS		31		
850750 BATTERIES NICKEL-METAL HYDRIDE	481	13138	38	2672
850760 BATTERIES LITHIUM-ION	15254	140785	5341	29963
850780 OTHER ACCUMULATORS	89487	448544	7625	230429
850790 PARTS EL-ACCMOLATOR INCL SEPR	82762	502023	46630	361861
850811 VACUM CLEANER SE-CONTA E-MOTOR	8970	69996	4939	40038
850819 OTH VACUUM CLEANERS SELF MOTOR	840	31163	3249	31086
850860 OTHER VACUUM CLEANERS	2005	17329	417	25779
850870 PARTS OF VACCUM CLEARNERS	1497	3833	170	3905
850940 FOOD GRINDER/MIXERS&JUICE EXT	67656	657327	54508	600329
850980 OTH DOMESTIC APPLIANC	14066	126024	4358	160373
850990 PARTS DOMESTIC APPLIAN	64051	404639	15487	211930
851010 SHAVERS SELF CONTAINED EL-MOTO	7132	50489	6502	40242
851020 HAIR CLIPPERS SELF CON EL-MOTO	6733	47210	853	30574
851030 HAIR-REMOVING APPLIANCES	6814	51429	4469	75232
851090 PART OF SHAVER/CLIPPER/REMOVER	6892	20215	34	15319
851110 SPARKING PLUGS	76497	872209	93758	774360
851120 IGNITION/DYNAMOS MAG-FLYWHEELS	7535	41279	12293	76829
851130 DISTRIBUTORS;IGNITION COILS	40903	317151	21660	236673
851140 STARTERS MOTORS/DUEL PUR GENER	8251	152177	6104	106022
851150 OTHER GENERATORS	4286	39621	3701	42799
851180 OTH EL-IGNITION/START EQUIP	4928	52819	2977	17512
851190 PARTS OF THE HEADING NO.85.11	105754	1054525	81650	814029
851210 LIGHTS SIG EQUIP BICYCLE USED	57	3179		3645
851220 OTH LIGHTING SIG EQUIPMENT	163160	1754478	200592	1433748
851230 SOUND SIGNALLING EQUIPMENT	13450	145349	7788	123960
851240 WINDSCREEN WIPER,DEFROST/DEMIS	3369	54271	3158	29298
851310 PORTABLE ELECTRIC LAMPS	47382	1168017	44593	1275528
851390 PARTS(OF THE HEADING NO.85.12)	123	4922	99	5131
851410 RESISTANCE HEATED FURNACE/OVEN	3311	13148	587	7520
851420 INDUCTION/DIELECTRIC FUR/OVENS	30638	122276		21691
851430 OTHER FURNACES AND OVENS	133461	230343	1322	191741
851440 OTH IND/DI-EL HEATING EQUIPMNT	470	191581	3799	43606
851490 PARTS(OF HEADING NO.85.14)	10710	83421	6600	69948
851511 SOLDERING IRONS AND GUNS	1558	101366	671	62680
851519 OTH BRAZING/SOLDER IRONS&GUNS	6836	79181	1631	49818
851521 MACHINES,RES WELDING OF METAL	15085	53483		9785
851529 OTH MACH RES WELDING OF METAL	4372	159773	1058	145364
851531 MACH ARC WELDING METAL F/AUTO	4354	52130	497	12290
851539 OTH MACH/APP ARC WELDING METAL	73080	645117	20875	202513
851580 OTH MACH/APP HOT SPRAYING METL	13785	140464	12871	95311
851590 PARTS(OF HEADING NO.85.15)	6139	555191	8324	114291
851610 ELE INSTANEOUS/IMERSION HEATER	2031	113247	2345	61158
851621 STORAGE HEATING RADIATORS	518	19113		15122
851629 OTH ELE SPACE/SOIL HEATNG APPA	2308	282683	2967	442387
851631 HAIR DRYERS	4934	56907	2337	42159
851632 OTHER HAIR DRESSING APPARATUS	2158	28954	3343	38702
851633 HAND DRYING APPARATUS	362	15728	82	4584
851640 ELECTRIC SMOOTHING IRONS	21033	145814	6583	100814
851650 MICROWAVE OVENS	15197	280541	18353	176055
851660 OTH OVEN/COOKER/GRILL/ROASTERS	20123	290664	21537	173658
851671 ELECTRIC COFFEE OR TEA MAKERS	5414	44242	9294	97259
851672 ELECTRIC TOASTERS	2906	122491	7033	178020
851679 OTH ELECTRIC-THERMIC APPLIANCE	20526	270649	24342	218033
851680 ELECTRIC HEATING RESISTORS	13960	110581	11387	156163
851690 PARTS EL-THERMIC APP H-85.16	33138	918959	81145	913393
851711 LINE TELEPHONE CORDLESS H-SETS	5468	81749	4348	66705
851712 TELEPHONE FOR CELLULAR NETWORK	6498196	66292191	5716363	60336031
851718 OTHER TELEPHONES	20621	129498	8105	112625
851761 BASE STATIONS FOR WIRELESS N-W	845693	6266269	353257	3705986
851762 MACH FOR RECEPTION VOICE/IMAGE	2086083	24341246	2699639	23926279
851769 OTHER APPARATUS	733643	6117989	858274	12714160

Contd.

10.11 Imports by Economic Categories (Detail)

(In Thousand Rupees)

Items	April, 2016	From July, 2015	April, 2015	From July, 2014
851770 PARTS FOR TELEPHONES/WIRELESS	293555	4463420	595779	8826208
851810 MICROPHONES AND STANDS THEREOF	3419	47107	2565	48169
851821 SINGLE L/SP MOUNTED IN ENCLOUR	10945	171151	12889	162773
851822 MULTIPLE L/SP MOUNTED IN ENCL	13643	155628	20858	262656
851829 OTH L/SP NOT MOUNTED IN ENCL	32729	335693	24274	356696
851830 HEAD/EAR/MICRO PHONE SPEAK SET	27108	434968	25014	390919
851840 AUDIO FREQUENCY ELEC.AMPLIFIER	4525	49501	3544	54010
851850 ELECTRIC SOUND AMPLIFIER SETS	2715	31450	1818	30945
851890 PARTS & ACCESSORIES HEAD 85.18	6395	72217	2789	128796
851920 APPA OPERATED BY COINS,BANKNOT		160		
851930 TURNTABLES (RECORD-DECKS)		214		275
851950 TELEPHONE ANSWERING MACHINES		1537		
851981 O-APPA USING MAG/OPTICAL MEDIA	12	4336	141	803
851989 OTH COMPACT DISK PLAYERS	6850	40929	2459	27394
852110 MAGNETIC TAPE TYPE	4716	27002	3605	24727
852190 OTH VIDEO REC/REPRODUCING APP	10593	159199	8348	144475
852210 PICK UP CARTRIDGES	2	7		69
852380 DATA/SOUND RECORDED AUTO.DPM	80652	3339057	847492	6458865
852550 TRANSMISSION APPA FOR RADIO/TV	9555	91294	11023	169950
852560 TRANSMISSION APPARATUS	26013	398173	18870	241201
852580 TV CAMERAS,DIGI/VIDEO CAMERA-R	82256	813764	74301	494009
852610 RADAR APPARATUS	28409	59374		27685
852691 RADIO NAVIGATIONAL AID APPARAT	83475	2559849	15443	211397
852692 RADIO REMOTE CONTROL APPARATUS	580	6205	384	8540
852712 POCKETSIZE RADIOCASSETE PLAYER		3303	68	2697
852713 OTH APPA COMB W/SOUND REC/PRO	118	701		
852719 OTH RECORDING/REPRODUCING APPA	1503	21193	1344	31430
852721 OTH RADIO BRO-RECEIVER FOR VEH	8243	58004	2580	40377
852729 OTH SOUND REC/REPRO APPA VEH	16759	136973	7154	362792
852791 OTH APPA COMB W/SOUND REC/PRO	84	1942		319
852792 APPA NOT COMB W-S-RECOR/REPROD		185		193
852799 MODEMS FOR SUND RECOD APPA	206	1153	376	2272
852841 MONITORS AUTOM DATA PRO SYSTEM	1514	10470	1627	143167
852849 OTH CATHODE-RAY TUBE MONITORS	2412	38246	129	7165
852851 OTH MONITOR DATA PROCESSING SY	363614	2360334	266349	2187917
852859 OTHER MONITORS	38737	131334	1555	56807
852861 PROJECTOR FOR AUTO- DPS-H8471	12028	139103	8426	169582
852869 MULTIMEDIA PROJECTOR-FOR DP-SY	377	35701	348	4093
852871 RECEPTION APPA FOR TV	29348	228847	9808	201293
852872 OTH COLOUR TV SETS	581480	5142588	177108	1311954
852873 OTH MONOCHROME RECEPTION-APPA	21	226		13
852910 AERIALS/REFLECTORS ALL KINDS	15053	333739	10496	352712
852990 OTH PARTS/APP H-85.25-85.28	75908	1351427	369396	4258819
853010 EL-SIGNAL EQP RAILWAY/TRAMWAY		2105	101	3046
853080 OTH SIGNAL EQP EL TRAFIC CONT	5408	105151	3008	84938
853090 PARTS OF EQP HEAD 85.30	124	34237	4498	14990
853110 BURGLAR/FIRE ALARMS/SIMIL APPT	30844	255564	55398	344163
853120 INDICATOR PANEL INCORP LCD/LED	10571	123614	15831	166423
853180 OTHER APPARATUS	7658	103675	4612	104439
853190 PARTS ELEC SOUND/VIS SIG APPT	11178	69744	5206	105946
853210 FIX CAPACITO 50/60HZ CAP.5KVAR	3279	128579	7420	339565
853221 OTHER FIXED CAPACITOR	651	2689		1134
853222 ALUMINIUM ELECTROLYTIC FIX CAP	392	6355	705	15308
853223 CERAMIC DIELEC,SIN-LYR FIX CAP	2453	8998	876	8275
853224 CERAMIC DIELEC MUL-LYR FIX CAP	4375	23919	1035	14596
853225 DIELECTRIC PAPER PLAS FIX CAP	8856	26123	3917	15569
853229 OTHER FIXED CAPACITORS	27104	242020	25512	239475
853230 VARIABLE/ADJUSTABLE CAPACITORS	3237	15445	955	21035
853290 PARTS OF ELECTRICAL CAPACITORS	4170	41967	2511	25013
853310 FIXED CARBON RES COMP/FILMTYPE	3026	39300	10072	60917
853321 OTH FIXED RES CAPACITY < 20 W	322	5321	193	3056
853329 OTHER FIXED RESISTORS	14665	121333	9975	107869
853331 W/WOUND RESISTOR- RHEO&POTEN	2044	25985	2242	21362
853339 OTH W/WOUND VARIABLE RESISTORS	7610	28646	2761	23665

Contd.

10.11 Imports by Economic Categories (Detail)

(In Thousand Rupees)

Items	April, 2016	From July, 2015	April, 2015	From July, 2014
853340 OTH VAR RES INCL REHEOSTATS	7337	94215	2732	82087
853390 PARTS FOR ELECTRICAL RESISTERS	484	9716	1683	9219
853400 PRINTED CIRCUITS	26550	345113	80226	787663
853510 FUSES FOR VOLTAGE >1000 VOTTS	11487	90959	7503	45541
853521 AUTOMA C-BRAKER VOT <72.5 KV	61886	718403	48373	664242
853529 OTH AUTOMATIC CIRCUIT BRAKER	269861	1086782	3171	490514
853530 ISOLATING/MAKE-AND-BREAK SWIT	189362	846697	3629	157202
853540 LIGHT ARRESTER,VOL LIMITER ETC	76291	269430	11134	154594
853590 ELEC APP SWITCHING CIR>1000VOL	61170	1269772	28655	461480
853610 FUSES FOR VOLTAGE <1000 VOLTS	4598	115257	8962	73985
853620 AUTOMATIC CIR BREAKER	196721	2017173	180651	1834376
853630 OTH APP PROTECTING ELEC CIRCUL	1961	73237	22664	171938
853641 RELAYS FOR VOLTAGE	5812	219280	9783	187258
853649 OTHER, RELAYS	65542	942909	82377	794766
853650 OTHER SWITHCES	87131	883932	76284	766038
853661 LAMP HOLDERS	5092	55318	5047	70961
853669 OTHER,PLUGS AND SOCKETS	84490	853360	48098	706320
853670 CONNECTORS FOR OPTICALFIBRES	2347	27719	4785	33823
853690 OTH ELECTRICAL APPARATUS	113564	1080450	101226	1116167
853710 BOARD,PANEC ETC VOLTAGE-1000V	370085	3153641	144349	3724291
853720 BODIES,CONSOLE ETC VOLT>1000V	43684	4101545	31674	617371
853810 BOARD,PANELS GOODS HEAD 85.37	83370	780771	56126	429673
853890 OTH PARTS SUITABLE GOOD H85.37	241893	2491953	182327	2130809
853910 SEALED BEAM LAMP UNITS	9586	79414	11239	92307
853921 TUNGSTEN HALOGEN LAMPS	30796	266277	26587	204866
853922 OTH LAMPS 200W FOR VOLT>100V	10360	86096	14396	90695
853929 OTH FILAMENT LAMPS EXCL U-VIOL	25075	483972	10477	423175
853931 DISCHARGE LAMP O/TAN U-V-LAMP	35590	199076	3530	147557
853932 MERCURY OR SODIUM VAPOUR LAMPS	6674	48126	6776	44642
853939 OTH DISCHARGE LAMPS,O/TH ULTRA	709265	8032175	594921	7443426
853941 ARC-LAMPS (ELECTRIC)	95	5827	629	4699
853949 OTH ULTRA-VOILET/INFRA-REDLAMP	5025	40955	3412	24650
853990 PARTS ELECTRIC FILAMENT/D-LAMP	33474	401803	20465	333457
854011 CATHODE-RAY TV PICTURE TUBES	2871	14204	1642	99334
854020 TV CAMERA TUBE(IMAG CONVERTER)	342	361		
854040 DATA GRAP DISPL TUBE,COLO/MONO				108
854060 OTHER CATHODE-RAY TUBES		130		203
854071 MAGNETRONS	6743	297674	30172	235104
854079 OTH,MICROWAVE TUBE,CARCINOTR		1392		851
854081 OTHER VALVES AND TUBES:	15	191		22
854089 OTHER VALVES ANA TUBES,N.S.	85	3045	541	5192
854099 OTH PARTS OF HEADING NO.85.40	53	2666		291
854110 DIODES,OTH THAN PHOTSENSITIVE	12535	169199	12091	132867
854121 TRANSISTOR O/THAN PHOTSENSITV	1190	8572	149	16693
854129 OTH TRANSISTOR O/TH PHOTSEN	7333	63313	17836	86975
854130 THYRISTORS DIACS AND TRIACS	5285	17897	1177	18719
854140 PHOTSENSITIV SEMICONDUCTOR DE	10106282	55389560	2148550	15483005
854150 OTH SEMICONDUCTOR DEVICES	578	71023	7226	57264
854160 MOUNTED PIEZO-ELECTRIC CRYSTAL	3183	16324	1992	9390
854190 PARTS OF APPARATUS OF H-85.41	1565	25463	3323	65451
854231 ELECTRONIC INTEGRATED CIRCUIT	35916	316633	7413	259608
854232 MEMORIES	20159	92380	5853	68066
854233 AMPLIFIERS	1774	45953	380	11561
854239 OTH ELECTRO INTEGRATED CIRCUIT	39592	393509	59363	497871
854290 PARTS OF ELEC INTIGRAT CIRCUIT	9795	91453	4835	34012
854310 PARTICLES ACCELERATORS		104700		3748
854320 SIGNAL GENERATORS	1001	30798	1671	24477
854330 MACH APPA EL-PLATNG ELECTROLYS	1474	324313	175	108855
854370 OTHER MACHINE/APPARATUS	368487	2388495	288683	2646598
854390 PARTS OF THE APPARATUS H-85.43	7148	217401	12009	222333
854411 WINDING WIRE OF COPPER	63123	228311	10817	91936
854419 OTHER WINDING WIRE OF COPPER	78930	684712	118435	763485
854420 CO-AXIAL CABLE & CONDUCTORS	111960	1010242	48629	712342
854430 IGNITION & OTHER WRITING SETS	7569	685854	7151	267039

Contd.

10.11 Imports by Economic Categories (Detail)

(In Thousand Rupees)

Items	April, 2016	From July, 2015	April, 2015	From July, 2014	
854442	COMPUTER LEADS WITH CONNECTOR	56677	837726	62690	1848595
854449	OTH ELECTRIC CONDUCTOR N>1000V	456690	4675984	273581	6654357
854460	OTH EL CON FOR VOLTAGE >1000V	580260	2218097	53997	1084449
854470	OPTICAL FIBRE CABLES	73800	511817	21009	281018
854511	ELECTRODES USED IN FURNACES	33975	97100	20510	100667
854519	OTHER ELECTRODES	633	13259	1240	29066
854520	CARBON BRUSHES	8528	45073	8111	47551
854590	OTH LAMP/BATTERY CARBON,GRAPIT	2126	25268	3622	36713
854610	EELECTRICAL INSULATOR OF GLASS		180		1873
854620	EELECTRICAL INSULATOR CERAMICS	8615	2559072	2298	138301
854690	OTH ELE INSU OTH THN GLAS,CERA	89566	188307	27091	154616
854710	INSULATING FITTINGS OF CERMIC	754	2435	205	479
854720	INSULATING FITTINGS OF PLASTIC	303	9909	859	4970
854790	OTH INSULATIN FITT PLAS/CERMIC	4258	246799	54329	701887
854810	WAST/SCRPP PRI BATRY,CEL,ACCUMU	66262	1295822	26	968
854890	OTH,PARTS ELE MACHINE/APP NES	1169	9087	1148	3348
860110	RAIL LOCOMO POWERED ELECTRICIT		9628		
860210	DIESEL ELECTRIC LOCOMOTIVES		30822		4094764
860290	OTH,RAIL LOCOMOTVE,LOCOMO TEND		27		3116252
860390	OTH,RAILWAY OR TRAMWAY COACHES		14		3045
860400	RAIL/TRAMWAY MAINTENANCE VEHIC		1325631	1077466	1627196
860500	RAIL/TRAMWAY PASSENGER COACHES		6999		
860610	TANK WAGONS AND THE LIKE				460253
860699	OTH RAIL,TRAMWAY GOOD VAN(NSP)		5466		2522908
860711	DRIVING BOGIES&BISEL-BOGIES		10		15
860719	OTH INCL PARTS AXELS/WHEEL		207311	55643	1254362
860721	AIR BRAKES AND PARTS THEREOF				19740
860729	OTH BRAKES LOCOMO&PATS THEREOF	30658	108393		347121
860730	HOOKS,COUPLIN DEVICES,BUFFERS	3417	8638		8492
860791	OTHER PARTS OF LOCOMOTIVES	420882	2361354	537890	6027328
860799	OTH RAILWAY LOCOMOT STOCK PART		15818	761	77872
860800	RAIL/TRAMWAY TRACK FIXTURES	202191	506576	211279	744268
860900	CONTINERS SPECIL DESI,EQUIPPED	26803	202220	5605	214941
870110	PEDESTRAIN CONTROLLED TRACTORS		5031	75	75
870120	ROAD TRACTORS FOR SEMI-TRAILER	1110985	7873718	844285	3877956
870130	TRACK-LAYING TRACTORS		13916		
870190	COMP AG-TRACTORS-ANY KIT FORM	72496	1221148	546880	2901203
870210	M.VEH 10 OR >PERSON DIESEL ENG	603113	5608776	706875	4876694
870290	COMP O-M-VEH 10PER&DERIVER AKF	43856	1384680	42600	527019
870310	M-CAR FOR TRAVEL ON SNOW/GOLF	3028	25520	330	7520
870321	MOTOR VEH CYLNDER CAP-1000CC	3159802	31984157	2937301	24975163
870322	OTH CAR CY CAP>1000CC - 1500CC	3345989	28066674	2357462	20685876
870323	OTH VEH CYL CAP 1500 - 3000CC	1243748	14291179	2178422	17473904
870324	OTH VEH CYL CAPACITY>3000CC	636400	4161059	718922	3828239
870331	OTH VEH(DIESEL ENG)CYL-C-1500CC		887	1698	122977
870332	VEH(DIESEL ENG)CY-1500 -2500CC	5614	513063	5140	135235
870333	OTH VEH(DIESEL ENG)CAP>2500CC	61766	518521	24385	294874
870390	OTH M-CAR/M-VEH FOR PERSONS		30080	34165	89173
870410	DUMPERS DESIGN FOR OFF-HIGHWAY	168690	1585120	239292	539837
870421	OTH VEH(DIESEL ENG)NOT>5TONNES	1009809	8487902	640755	5499682
870422	OTH VEH(DIESEL ENG)GVW-5-20TON	712300	5882388	517836	4665970
870423	OTH VEH(DIESEL)GVW >20 TONNES	364861	1472295	220012	1051820
870431	OT VEH SPARK-IGNITION NOT>5TON	328845	5286391	714872	4275404
870490	OTH VEH FOR TRANSPORT GOODS		4753		
870510	CRANE LORRIES	117114	847652	85582	416423
870520	MOBILE DRILLING DERRICKS			129011	149611
870530	FIRE FIGHTING VEHICLES		38060		53519
870540	CONCRETE-MIXER LORRIES	209219	1045776	38699	401672
870590	OTH SPECIAL PURPOSE MOTOR VEHL	336327	1414765	10843	1855835
870600	CHASIS WITH ENG VEH-H-8701-05			46	46
870710	BODIES/CABS FOR VEH-H-87.03	23830	45499	2064	8904
870790	BODIES OF VEH-H-87042190&.3190	23518	187317	13767	142838
870810	BUMPERS AND PARTS THEREOF	32374	220837	15608	111223
870821	OTH PART ACCE OF BODIES,SEATS	39656	275272	15655	229295

Contd.

10.11 Imports by Economic Categories (Detail)

(In Thousand Rupees)

Items	April, 2016	From July, 2015	April, 2015	From July, 2014	
870829	OTH PART ACCE OF BODIES,CABS	489899	4327543	504799	4172348
870830	BRAKES&SERVO-BRAKES,PARTS VEH	79109	711723	70022	526393
870840	GEAR BOXES AND PARTS THEREOF	87320	778805	119866	803700
870850	DRIVE-AXLES WITH DIFFERENTIAL	51042	564473	28959	298335
870870	ROAD WHEELS&PARTS&ACCESSO	69216	540697	13975	299913
870880	SUSPENSION SYS,SHOCK-ABSORBERS	133038	1612990	111440	1374743
870891	RADIATORS & PARTS THEREOF VEH	22551	242417	18337	197969
870892	SILENCERS&EXHAUST PIPES,PARTS	3559	18148	81	2734
870893	CLUTCHES AND PARTS THEREOF	16720	199206	12254	273929
870894	STEERING WHEELS,CLUMNS,BOXES	65157	361650	45644	469039
870895	SAFETY AIRBAGS INFLATER SYSTEM	120	3083	100	1087
870899	OTH PARTS FOR VEHICLES H-8701	586436	7578764	475759	4302929
870911	WORK TRUCKS SELF-PROPEL ELECTR	845	7031	9077	23940
870919	OTH WORK TRUCK SELF PRO N-FITT	101967	499687		191009
871000	TANKS,OTH ARMOUD FITGHING VEH		12200	6022	28931
871110	MOTORCYCLE CYL CAP-NOT>50CC	199	1481		3585
871120	M-CYCLE CYL CAPACITY- 50-250CC	666101	8624160	727335	6790543
871130	M-CYCLE CYL CAPACITY-250-500CC		148379	9262	20245
871140	M-CYCLE CYL CAP-500-800CC	4493	49575	7521	22633
871150	M-CYCLE CYL CAP EXCEEDIN-800CC	4835	59382		73809
871190	OTH M-CYCLE(INCLUDING MOPEDS)	55	7584	148	436751
871200	BICYCLES,OTH DELIVERY TRICYCL	84737	700354	42485	362496
871310	INVALID CARRIAG NOT MECH PROPL	30036	256842	8532	155332
871390	OTH INVALID CARRIAG MOTORISED	4639	16853	110	6215
871410	SADDLES OF MOTORCYCLES,MOPEDS	446981	5325943	412832	4371358
871420	PART ACCE INVALID CARRIAGES	73	1437		935
871491	FRAMES,FORKS & PARTS THEREOF		8440		3099
871492	WHEEL RIMS AND SPOKES	145	5680	516	7507
871493	HUBS,COAST BRAK HUB,FREE WHEL	8967	82720	1255	106486
871494	BRAK,COAST BRAK HUB,HUB BRAK	95	10218	127	11886
871495	OTHER, SADDLES	1101	18723	2108	32725
871496	PEDALS,CRANK-GEAR,& PARTS THOF		3373		6300
871500	BABY CARRIAGES & PARTS THEREOF	4293	65968	4005	52323
871610	TRAILER,SEMI-TRALER CARVN TYPE		14442	7	2743
871620	SELF LOADING/UNLODING TRAL AGR		15088		6839
871631	TAKER/SEMI TANKER TRAILERS	36772	181354	3320	8299
871639	OTH TRAILER,SEMI TRAI FOR GOOD	817	164702		58165
871640	OTH TRAILERS & SEMI-TRAILERS		66978		3404
871680	OTH VEH NOT MECHANICALLY PROPL	19460	91374	7472	73031
871690	PARTS,TRAILER SEMI-TRAI H87.16	43208	309913	5602	131129
880100	GLIDERS AND HANG GLIDERS	106	111		1760
880212	HALICOPTER UNLADN WT>2000 KG		1254270		9276
880220	AEROPLAN UNLADEN WT NOT>2000KG		77035		35780
880230	AEROPLAN UNLADN W-2000-15000KG	56285	56285	58141	73810
880240	AEROPLAN UNLADN WT >15000KG	110614	21896397	28443	8898837
880310	PROPELLERS,ROTORS & PATS THROF		10240		10754
880320	UNDER CARRIAGES/PARTS THEREOF		5026		2938
880330	OTH PARTS OF AEROPLANE/HELICOP	213965	1928447	63638	1452445
880400	PARACHUTES AND ROTOCHUTES,PART		413		1679
880510	AIRCRA LAUN GEAR,DECK ARRESTOR	11	1955		65
880521	AIR COMBAT SIMULATORS & PARTS			1057	11257
880529	OTH GROUND FLYING TRAINER PART	76064	151656	209	4744
890110	CRUISE SHIPS,BOATS FOR PERSONS		830		
890190	OTH VESSELS FOR PERSONS/GOODS				182952
890310	INFLATABLE YATCHS,VESL PLE/SPO	448	1605	161	610
890391	SAILBOATS,WITH/W-OUT AUX-MOTOR				792
890392	MOTORBOAT,OTHN OUTBOARD M-BO		8257		10675
890399	OTH INFLTABLE YATCHTS	118	139905	41180	81755
890510	DREDGERS	464286	743034		1010559
890590	OTH LIGHT VESSELS,FLO-CRANES	91	121639		12858
890690	OTHER VESSELS & LIFEBOATS	46	46	31	31
890710	OTH FLOATING INFLATABLE RAFTS		846		
890790	OTH FLOATING STRUCTURES,TANKS	2893	97849	1811	7282
900490	OTH SPECT,GOGGLE&THE LIKE CORR	5336	43107	3647	34266

Contd.

10.11 Imports by Economic Categories (Detail)

(In Thousand Rupees)

Items	April, 2016	From July, 2015	April, 2015	From July, 2014
900510 BINOCULARS	1606	6746	138	16798
900580 OTH ASTRONOMICAL INSTRUMENTS	33726	55071		5132
900699 O-PART,AC P-GRAPHIC F-LIGH APP	209	3411	244	913
900710 CINEMATOGRAPHIC CAMERAS		2682		403
900720 CINEMATOGRAPH PROJECTOR.S-R/RE	541	36431	1162	12153
900791 PAR,ACC-CINEMATOGRAPHIC CAMERA		3285		623
900792 PART,ACCE-CINEMATOGR PROJECTOR	1185	4936	35	2341
900850 PROJECTORS,ENLARGERS&REDUCERS	1941	7058		1618
900890 PARTS/ACCE OF IMAGE PROJECTORS	43	1042	27	947
901010 APPA,EQUI AUTOMATC DEVELO FILM	2204	46972	3775	61908
901050 OTH APP EQU PHO-GRAPHIC LAB	1248	8100	7572	64972
901060 PROJECTION SCREENS	2027	41775	480	29440
901090 PART ACCE OF APP/EUIP H-90.10	131	6904	644	9896
901110 STEREOSCOPIIC MICROSCOPES	18790	19392		768
901120 OTH MICROSCOPE P-MICROGRAPHY	470	10540	246	783
901180 OTHER MICROSCOPES	12405	125721	6139	107622
901190 PART,ACCE OF OPTCAL MICROSCOPE	3049	7333	1182	7010
901210 M-SCOPE O/THN OPTIC M-SCOP APP	10687	25501	6284	45537
901290 PART,ACC M-SCOPE O/THN OPTICAL	77	4143		4198
901310 TELESCOPIC SIGHTS FITT TO ARMS	177	662		5941
901320 LASERS OTHER THAN LASER DIODS	13973	29813	59	11198
901380 OTH DEVICES APPLI&INSTRUMENTS	24378	217814	44010	191686
901390 PARTS,ACCE OF SUB GROUP-90.13	995	11359	91	39693
901410 DIRECTION FINDING COMPASSES	345	10971	10	875
901420 INST/APPLI AERONAUTIC NAVIGATO	1511	88315	230	10840
901480 OTH INS/APPLI(NAVIGATIONAL)		17242	374	12691
901490 PART,ACCE OF SUB GROUP OF90.14	5514	39516	16624	25944
901510 RANGEFINDERS	527	1518	151	1431
901520 THEODOLITES AND TACHEOMETERS	23	7146	1484	14232
901530 SURVEYING LEVELS	5864	20894	1279	16560
901540 PH-GRAMMETRICAL SURVEY INS/APP		50468		3674
901580 OTH INS AND APPLIANC-SURVEYING	293310	3894367	159607	5334445
901590 PARTS&ACCE OF SURVEYING INSTRU	75799	1738787	55172	1548508
901600 BALANCE SENSITIVITY 5CG/BETTER	2026	30939	2404	36617
901710 DRAFTING TABLE MACH W/NOT AUTO	1634	34976	3005	30955
901720 O-DRAWING MARK/MATH CALC INSTR	7171	69093	2960	37741
901730 MICROMETERS/CALLIPERS & GUAGES	6615	46771	2705	26619
901780 OTHER INSTRUMENTS	9740	111379	7020	116656
901790 PARTS/ACCE OF MEASURING INSTRU		10706	2	6837
901811 ELECTRO-CARDIOGRAPHS	8097	74664	5450	69261
901812 ULTRASONIC SCANNING APPARATUS	44743	488765	69543	540290
901813 MAGNETC RESONANCE IMAGING APPA	101107	1768504	35850	745441
901814 SCINTIGRAPHIC APPARATUS		5099		21302
901819 OTH ELECTRO-DIAGNOSTIC APPARAT	188777	2146352	112152	1934500
901820 ULTRA VOILET/INFRA-RED RAY APP	2092	2490	125	11702
901831 SYRINGES,WITH/WITHOUT NEEDLES	220614	1784802	203846	1423076
901832 TUBULAR METAL NEEDLE/NEDL SUTU	40149	277433	12331	175018
901839 OTH NEDLES,CATHERS,CANNULA	507971	5456941	614856	4724859
901841 DENTAL DRILL ENGINES,W/C-D-EQU	1024	1906		1311
901849 OTH;INS/APPLI, DENTAL SCIENCE	5790	70922	6987	59419
901850 OTH,OPHTHALMIC INST&APPLIANCE	32993	344469	46399	469615
901890 OTH INSTRUMENT & APPLIANCE.	1015410	9181287	544310	7923526
901910 MECHANO-THERPY,MESSAGE/PSY APP	30938	245698	6385	161661
901920 OZONE,OXYGEN ,AEROSOL THERAPY,	69821	944598	30531	826368
902190 OTH;APP,WORN CARY,IMPL IN BODY	18848	281371	52707	253637
902212 COMPUTED TOMOGRAPHY APPARATUS	1877	3068090	169699	1142325
902213 OTH X-RAY APPA FOR DENTAL USES	266	266		11236
902214 OTH,X-RAY APP FOR MEDICAL SURG	152564	759961	27570	1104666
902219 X-RAY APPA FOR OTHER USES	42425	917207	196759	1023937
902221 APP BASE ON ALP,BETA GAMA RADI	2920	15156	518	14398
902229 APP ALPHA-BE-GA RADI-OTHER USE	6236	42359	4012	177968
902230 X-RAY TUBES	2985	73040		8126
902290 O-APP AL-B-G RADI INCL PA/ACCE	48592	164003	18826	191527
902300 APPA DESIGNED F-DEMANSTRATION	33749	654025	44029	632370

Contd.

10.11 Imports by Economic Categories (Detail)

(In Thousand Rupees)

Items	April, 2016	From July, 2015	April, 2015	From July, 2014
902410 MACH&APPLI FOR TESTING METALS	4659	66064	2046	114994
902480 O-MACH-TESTING HARDNESS/STREN	47382	383366	16849	303733
902490 PARTS&ACC-HARD/STREN TEST MACH	4947	43695	3352	51679
902511 LIQUID-FILLED THERMOMETER/PYRO	7812	55134	5604	51545
902519 OTHER THERMOMETERS/PYROMETERS	27101	415261	7107	112000
902580 OTHER INSTRUMENTS	55853	230623	10528	216514
902590 PARTS ACCE INSTRUMENTS H-9025	2240	34782	3193	56435
902610 APP,MEASUR/CHECK FLOW/ LEVEL.	49822	394296	116623	356693
902620 APP, MEASUR/CHECK PRESSURE.	25477	474136	30371	778857
902680 OTH,APP,MEASUR VARIATION LIQ/G	135413	1669865	111995	2002492
902690 PARTS,ACCE OF SUB GROUP 90.26.	41980	761889	13000	160455
902710 GAS/SMOKE ANALYSIS APPARATUS.	12553	261637	35191	268579
902720 CHROMATOGRAPHS/ELECTROPHOR INS	32989	400442	20161	540026
902730 SPECTRO,SPECTROPHOT-METER RADI	19161	303553	37192	260859
902750 OTH,INS.USING OPTCAL RADIATION	128079	892757	53460	505821
902780 OTH,INST FOR PHYSICAL CHEM ANA	213378	2551587	298694	2057789
902790 MICROTOMES;PART ACCE APP-90.27	34502	403237	29685	388428
902810 GAS METERS	181592	2416616	35504	1008834
902820 LIQUID METERS	1185	11362	1317	12527
902830 ELECTRICITY METERS	13731	144775	7337	115625
902890 PART,ACCE OF SUB GROUP 90.26	111580	760585	24016	509142
902910 REVOL/PROD COUNTRS,TAXIMETERS,	1454	19354	1881	16340
902920 SPEED INDICATORS/TACHOMETERS	9354	69307	6972	31648
902990 PARTS ACCE OF METERS-H-90.29	9774	107535	10824	136714
903010 INS,MEASUR IONISING RADIATIONS	78750	395514	118182	372835
903020 OSCILLOSCOPE&OSCILLOGRAPH	4529	38508	2050	26080
903031 O-INSTR MEASUR VOLTAGE,CURRENT	6088	33463	3292	40285
903032 MULTIMETER WITH RECORD DEVICE	447	21064	899	16189
903033 O-METER WITH OUT RECOED DEVICE	19562	209103	27241	177939
903039 O-OSCILLOSCOPE W-RECOD DEVICE	3053	37494	6420	28723
903040 OTH,INS,SPE DESI FOR TELECOMMU	629	114924	6899	95781
903082 OTH,INS,MEASUR SEMICONDUCTOR		652	485	1112
903084 OTH,APPA,WITH RECORDING DEVIC	156	9343		32585
903089 OTH,INS,MEASUR ELECTRICAL QTY.	3538	199349	28640	699608
903090 PARTS ACCE OF SUB GROUP 90.30	1817	63277	108943	135194
903110 MACH BALANCING MECHANICAL PARTS	73	36772	2475	46703
903120 TEST BENCHES		62734		81658
903141 OTH,OPTICAL INS CHECK SEMICODU		34		223
903149 OTH,OPTICAL INS & APPLIACES.	5083	116434	4649	89888
903180 OTH,INS APPLIANCES & MACHINES.	169443	2303962	176157	1490501
903190 PART,ACCE OF ARTICLE H- 90.31	19859	167950	24731	186918
903210 THERMOSTAT	58840	550870	47324	384219
903220 MANOSTAT(PRESSURE REGULATORS)	900	10896	77	7229
903281 OTH,INS HYDRAULIC OR PNEUMATIC	1371	24822	1924	24092
903289 OTH,REGULATING,CONTROLLING INS	173578	1747859	211106	1953982
903290 PARTS,ACCE OF ARTICLE H- 90.32	5930	93533	11840	208289
940210 DENTISTS,BARBER CHAIRS, PARTS	2842	62174	2417	40961
940290 OTH;OPE TABLES,EXAM TABLE MECH	45208	570931	53729	851095
940560 ILLUMINATED SIGN,NAMPLATES,LIK	118402	375268	12914	233318
940591 PARTS OF LAMP LIGHT FIT GLASS.	16466	128122	5995	161716
940599 OTH PARTS H-NO.94.05,N.E.S.	6860	52589	1377	40061

10.12 Exports by Areas and Countries / Territories

(In Thousand Rupees)				
Territories/Countries	April, 2016	Cumulative From July,2015	April, 2015	Cumulative From July,2014
GRAND TOTALS	179,622,048	1,803,448,758	202,250,566	2,015,053,996
LATIN AMERICA	171,475	2,453,379	252,934	2,735,863
Anguilla		308		
Antigua and Barbuda	370	2,861		958
Aruba		1,895		16,507
Bahamas	1,670	18,145	27	2,138
Barbados	402	15,146	5,540	12,285
British Virgin Is.	315	3,467		1,267
Cayman Islands		3,726		6,340
Cuba	6,702	334,929	40,897	295,491
Dominica		3,835	1,678	4,462
Dominican Republic	72,024	970,567	104,077	964,791
Grenada	5,043	18,004		11,180
Guadeloupe		82,532		4,274
Haiti	14,459	160,496	19,035	363,706
Jamaica	25,854	164,541	25,640	125,359
Martinique	3,961	26,903	12,233	57,653
Netherlands Antilles		188		4,132
Puerto Rico	8,451	198,034	13,461	214,403
St. Kitts and Nevis	412	2,087		429
St. Lucia		18,468		10,691
St. Vincent/Grenadine	493	13,638	564	9,328
Trinidad and Tobago	31,320	412,138	29,781	630,359
US. Virgin Islands		1,471		110
CENTRAL AMERICA	1,327,383	13,116,704	1,520,757	12,279,473
Belize	927	2,782	566	5,860
Costa Rica	17,846	356,462	54,538	347,633
El Salvador	31,603	287,009	34,958	218,223
Guatemala	35,424	572,706	121,060	586,400
Honduras	37,727	973,909	184,057	480,215
Mexico	1,022,883	9,195,251	992,988	9,249,562
Nicaragua	91,087	712,264	18,322	508,484
Panama	89,885	1,016,320	114,269	883,095
SOUTH AMERICA	2,343,075	21,392,643	2,514,247	25,736,958
Argentina	628,894	5,022,349	341,178	3,372,442
Bolivia	7,280	56,226		31,848
Brazil	381,668	3,425,152	626,797	6,076,176
Chile	595,455	5,416,521	506,448	6,376,623
Colombia	322,387	3,216,138	444,273	4,243,226
Ecuador	33,586	477,492	106,514	799,848
Guyana	5,281	54,665	8,687	50,093
Paraguay	74,511	651,413	101,710	859,575
Peru	203,259	2,234,379	255,912	2,420,505
Suriname	9,820	22,698	7,581	81,456
Uruguay	50,958	479,315	45,625	707,216
Venezuela, Bolivar. R	29,975	336,295	69,521	717,950
NORTH AMERICA	33,147,879	320,030,227	33,818,867	327,278,612
Bermuda	916	8,258	193	3,804
Canada	2,122,769	18,536,659	2,122,836	19,054,452
St. Pierre & Miquelon				1,536
U.S. America	31,024,194	301,485,309	31,695,838	308,218,819
EASTERN EUROPE	3,489,921	37,701,819	3,082,897	41,394,871
Belarus	11,932	50,064	939	36,695
Bulgaria	127,169	1,050,485	108,463	1,536,676
Czech Republic	319,063	2,956,930	253,515	2,846,809
Hungary	97,619	891,324	60,019	939,633
Poland	1,640,288	13,577,289	1,071,520	11,392,096

Contd.

10.12 Exports by Areas and Countries / Territories

(In Thousand Rupees)

Territories/Countries	April, 2016	Cumulative From July,2015	April, 2015	Cumulative From July,2014
Republic of Moldova	654	9,009	59	26,440
Romania	165,088	1,705,314	193,437	2,098,287
Russian Federation	788,754	13,805,378	1,215,332	17,268,192
Slovakia/Slovak R.	34,654	298,298	18,490	270,488
Ukraine	304,700	3,357,728	161,123	4,979,555
NORTHERN EUROPE	16,018,992	173,176,833	16,281,557	171,822,712
Denmark	1,205,196	11,005,267	848,699	8,379,643
Estonia	123,334	1,509,093	68,904	1,407,792
Finland	187,922	2,636,380	229,145	3,746,398
Iceland	2,158	14,337	2,035	8,558
Ireland	522,390	4,489,211	408,046	4,273,087
Latvia	68,705	570,902	55,414	1,755,699
Lithuania	245,977	2,788,505	367,827	3,614,869
Norway	356,241	3,657,347	405,620	4,349,794
Sweden	822,610	10,096,554	856,395	10,525,472
United Kingdom	12,484,459	136,409,238	13,039,472	133,761,401
SOUTHERN EUROPE	15,492,671	149,081,650	16,512,880	150,371,434
Albania	64,194	388,989	39,644	301,431
Andorra		364		
Bosnia & Herzegovina	4,505	14,712		13,864
Croatia	196,911	983,230	101,351	1,034,581
Fr.Yugoslav R.Macedo	482	1,426	591	1,630
Gibraltar	341	341		
Greece	693,057	5,290,943	540,191	6,145,681
Italy	5,842,355	54,458,913	6,376,777	57,006,704
Malta	43,903	392,053	53,175	498,332
Portugal	1,589,970	14,059,336	1,365,912	12,807,902
San Marino		1,005		
Slovenia	395,077	4,659,619	644,321	4,404,721
Spain	6,643,979	68,647,662	7,370,532	67,972,126
Serbia	17,896	183,056	20,386	184,461
WESTERN EUROPE	25,766,884	236,359,511	23,623,902	240,404,196
Austria	127,914	1,322,640	119,462	1,530,839
Belgium	6,181,031	51,717,470	4,562,425	50,700,822
Europien Union		10,646		
France	3,343,161	28,798,198	3,245,627	31,512,091
Germany	11,055,706	98,031,030	9,268,281	99,341,130
Luxembourg	278	12,766		3,680
Netherlands	4,937,477	55,388,831	6,326,703	56,261,089
Switzerland	121,317	1,077,930	101,405	1,054,544
EASTERN AFRICA	5,270,497	59,310,178	6,548,200	67,797,935
Burundi	653	8,586	203	13,249
Comoros	185,215	1,287,824	460,847	2,941,238
Djibouti	111,403	3,142,214	309,324	2,814,026
Eritrea		17,638	12,073	354,858
Ethiopia	10,304	63,333	10,294	80,947
Kenya	1,619,719	21,821,954	2,338,347	25,750,921
Madagascar	537,660	6,900,581	579,678	7,738,239
Malawi	12,145	186,812	8,937	123,928
Mauritius	76,850	1,526,162	382,683	2,367,456
Mayotte	1,361	65,164	5,628	153,932
Mozambique	1,297,308	8,445,344	1,410,926	12,060,285
Reunion	31,423	511,240	46,564	508,482
Rwanda	2,344	18,754	3	26,134
Seychelles	19,071	220,617	24,874	316,254
Somalia	453,333	2,434,910	183,302	1,748,752
Uganda	8,522	125,787	12,444	77,323
U.R.of Tanzania	795,768	11,956,364	669,834	9,599,030
Zambia	678	53,901		133,799
Zimbabwe	106,742	522,993	92,239	989,082

Contd.

10.12 Exports by Areas and Countries / Territories

(In Thousand Rupees)

Territories/Countries	April, 2016	Cumulative From July,2015	April, 2015	Cumulative From July,2014
MIDDLE AFRICA	608,368	5,656,283	1,125,819	7,089,051
Angola	153,145	1,950,482	355,962	3,594,109
Cameroon	185,429	1,202,004	692,989	2,735,397
Central African R.		71		
Chad	211	2,052		1,926
Congo, Republic of	11,823	84,755	8,256	186,798
D.R.of Congo	255,160	2,254,113	53,111	356,732
Equatorial G.(Ri.Mi)	1,422	2,762		30,668
Gabon	1,177	160,045	15,501	183,421
NORTHERN AFRICA	2,303,574	19,579,310	2,507,103	24,141,068
Algeria	334,420	1,988,058	391,673	2,500,747
Egypt(U.A.R.)	1,082,198	10,366,785	1,296,847	13,165,653
Libya	40,114	454,371	65,987	663,839
Morocco	189,479	1,290,658	104,334	1,272,478
Sudan		363,042	483,648	4,331,044
South Sudan	482,530	3,199,152		
Tunisia	174,834	1,916,822	164,614	2,207,307
Western Sahara(Ri.De)		420		
SOUTHERN AFRICA	1,158,568	16,555,060	2,085,702	23,296,421
Botswana	12,386	185,542	14,472	247,317
Lesotho	21,071	348,703	21,795	345,272
Namibia	6,960	25,262	9,998	114,682
South Africa	1,117,735	15,977,601	2,039,437	22,583,868
Swaziland	417	17,952		5,283
WESTERN AFRICA	2,725,668	25,130,926	3,004,522	32,716,114
Benin	260,568	4,684,394	121,065	3,487,532
Burkina Faso(Fr.Up.V)	235	2,952		24,673
Cape Verde		19,933		5,051
Co,te d,Ivoire(Fr.Iv)	1,013,727	6,299,502	1,509,871	7,969,384
Gambia	136,547	1,606,796	108,151	1,563,056
Ghana	78,017	1,135,729	55,560	2,040,098
Guinea	3,320	340,932	5,177	2,506,049
Guinea-Bissau	96,143	1,363,567	63,948	973,831
Liberia	209	85,683	2,946	214,464
Mali	3,760	13,085	426	5,943
Mauritania	106,090	529,105	86,861	2,607,791
Niger		2,552	24	2,132
Nigeria	650,300	2,791,743	750,197	5,304,319
Senegal	197,945	3,198,865	39,029	3,517,714
Sierra Leone	57,521	1,569,363	237,968	2,042,353
Togo	121,286	1,486,726	23,300	451,724
EASTERN ASIA	19,415,277	204,100,986	26,531,714	269,890,416
China	15,098,385	149,104,465	17,299,125	187,182,405
Hong Kong S.A.Re.Chi	1,230,599	15,014,964	2,410,027	24,484,394
Japan	1,488,544	15,325,454	1,347,971	15,470,990
Korea D.P.Republic		335		1,742
Korea, Republic of	1,215,559	20,832,183	4,912,232	29,627,570
Macao.China	6,079	16,430	120	9,714
Mongolia		14,332		10,840
O.Asia(Tai.For.Pe.Ki)	376,112	3,792,823	562,238	13,102,761
SOUTH-CENTRAL ASIA	23,766,031	245,090,879	30,998,493	283,251,525
Afghanistan	11,297,926	127,340,942	19,294,689	162,876,355
Bangladesh	7,072,459	62,725,217	6,934,421	60,099,574
India	2,869,596	26,376,558	2,331,019	31,778,337
Iran (Islamic R.)	323,950	2,939,998	217,862	2,263,190
Kazakstan	346,815	2,344,262	134,942	601,558
Kyrgyzstan/Kyrgyz R.	18,762	93,928	1,576	96,392
Maldives	57,613	633,249	54,197	754,079
Nepal	7,673	81,821	3,539	89,823
Sri Lanka	1,728,290	21,627,699	1,828,424	22,910,889

Contd.

10.12 Exports by Areas and Countries / Territories

(In Thousand Rupees)

Territories/Countries	April, 2016	Cumulative From July,2015	April, 2015	Cumulative From July,2014
Tajikistan	15,837	402,495	55,535	697,236
Turkmenistan	23,998	364,585	134,991	981,950
Uzbekistan	3,112	160,126	7,297	102,143
SOUTH-EASTERN ASIA	6,836,799	74,912,632	10,323,938	101,409,382
Brunei Darussalam	11,485	56,081	4,355	54,971
Cambodia Fr.Kampuche	253,241	2,719,903	239,987	2,992,135
Timor Leste		331,683		
Indonesia	1,094,283	11,401,882	1,073,213	12,784,093
Lao People's D.R.	12,138	104,197	1,221	76,402
Malaysia	1,565,943	14,042,481	1,460,647	18,179,380
Myanmar	63,320	978,691	86,850	1,483,917
Philippines	412,242	5,149,814	1,511,912	5,501,923
Singapore	336,879	8,104,119	2,175,753	25,360,132
Thailand	1,056,151	9,168,771	1,553,426	10,696,132
Viet Nam	2,031,116	22,855,010	2,216,575	24,280,297
WESTERN ASIA	17,627,523	176,342,523	19,792,570	215,681,305
Armenia		8,026	313	23,790
Azerbaijan	1,066,476	4,035,692	506,299	3,296,216
Bahrain	514,211	6,024,848	559,652	6,299,988
Cyprus	67,714	381,905	44,490	368,329
Georgia	53,338	491,728	46,208	692,575
Iraq	177,855	2,183,377	242,110	3,789,762
Jordan	619,565	3,545,358	365,751	4,469,031
Kuwait	717,446	8,779,721	911,883	8,229,083
Lebanon	194,300	2,048,515	166,289	2,503,696
Oman	1,035,948	8,891,630	2,211,491	17,141,699
Qatar	434,818	4,777,360	549,334	5,555,686
Saudi Arabia	3,129,341	36,032,870	4,369,335	38,843,718
Syrian Arab Republic	75,958	1,222,762	225,714	1,738,199
Turkey	1,972,417	18,975,078	2,504,370	27,869,073
United Arab Emirates	6,823,007	70,681,895	7,054,706	87,509,408
Yemen	745,131	8,261,758	34,625	7,351,049
AUSTRALIA AND NEW ZEALAND	2,094,116	21,674,324	1,711,327	17,514,343
Australia	1,740,584	18,388,117	1,407,080	13,988,223
New Zealand	353,533	3,286,207	304,248	3,526,120
MELANESIA	46,856	1,723,443	13,090	231,139
Fiji	40,771	180,432	6,549	160,595
New Caledonia	1,569	10,323	1,565	5,915
Papua New Guinea	3,798	1,526,594	4,976	61,838
Solomon Islands		1,853		2,318
Vanuatu	719	4,242		473
MICRONESIA	1,043	9,449	48	608
Guam	1,043	8,938	48	608
Micronesia,F.States		511		
POLYNESIA	9,449	50,001		10,571
American Samoa	7,131	10,025		
Cook Islands	1,073	1,107		444
French Polynesia	1,246	27,994		10,127
Samoa		2,459		
Tonga		5,015		
Tuvalu		3,402		

10.13 Re-Exports by Areas and Countries / Territories

(In Thousand Rupees)

Territories/Countries	April, 2016	Cumulative From July,2015	April, 2015	Cumulative From July,2014
GRAND TOTALS	2,031,519	15,376,817	1,722,617	16,617,802
LATIN AMERICA				29
Barbados				10
US.Virgin Islands				20
CENTRAL AMERICA	130	11,675		35,722
Mexico		11,544		15,293
Panama	130	130		20,428
SOUTH AMERICA	151	17,028	651	7,244
Argentina				411
Bolivia		2,211		2,759
Brazil		101		2,073
Colombia		436		215
Ecuador		1,058		95
Peru	151	9,323		
Venezuela,Bolivar. R		3,898	651	1,691
NORTH AMERICA	927,538	1,659,872	147,365	1,661,267
Canada	300	103,586		32,981
U.S.America	927,238	1,556,286	147,365	1,628,286
EASTERN EUROPE	19,470	299,100	3,064	37,888
Bulgaria		10,266	708	708
Czech Republic		2	5	13,295
Hungary		253,867		
Poland	17,620	23,402	272	13,054
Romania		376	14	24
Russian Federation	1,354	3,220	877	4,072
Slovakia/Slovak R.		1,390		151
Ukraine	495	6,576	1,187	6,584
NORTHERN EUROPE	88,790	969,739	156,315	1,124,927
Denmark		34,931	125	20,858
Finland		6,702		14,744
Iceland				20
Ireland		33,594		111
Latvia			2	2,922
Lithuania	23,856	35,220	730	4,212
Norway	680	13,241		69,108
Sweden	412	11,547	71,084	327,502
United Kingdom	63,842	834,504	84,374	685,450
SOUTHERN EUROPE	4,469	325,335	86,058	806,667
Croatia				224
Greece	1,127	10,898	1,136	1,166
Italy	3,331	295,651	84,242	798,817
Portugal			1	1
Slovenia				7
Spain	11	18,786	678	6,451
WESTERN EUROPE	179,905	2,799,412	123,483	3,182,352
Austria	837	19,895	212	18,264
Belgium	6,499	38,604		164,561
France	140,818	619,762	17,978	151,020
Germany	24,877	1,586,070	75,680	1,497,031
Luxembourg		3,775		1,014
Netherlands	5,887	431,498	16,464	1,170,069
Switzerland	988	99,807	13,149	180,394
EASTERN AFRICA	3,117	3,117		992
Ethiopia	3,117	3,117		
Kenya				992
MIDDLE AFRICA		172	356	2,600
Angola			356	1,076

Contd.

10.13 Re-Exports by Areas and Countries / Territories

(In Thousand Rupees)

Territories/Countries	April, 2016	Cumulative From July,2015	April, 2015	Cumulative From July,2014
Cameroon		172		
Gabon				1,524
NORTHERN AFRICA	21,494	79,265	3,163	74,738
Algeria		789		
Egypt(U.A.R.)		9,582		69,745
Libya				1,382
Morocco	454	770		
Sudan			3,163	3,163
Tunisia	21,040	68,124		448
SOUTHERN AFRICA		35,303		25,745
South Africa		32,676		25,730
Swaziland		2,627		15
WESTERN AFRICA		22,605		4,704
Co,te d,Ivoire(Fr.Iv)				91
Ghana		775		
Guinea		434		106
Liberia				302
Nigeria		21,396		4,088
Senegal				118
EASTERN ASIA	314,887	2,695,523	421,096	2,050,976
China	205,399	953,467	16,430	832,251
Hong Kong S.A.Re.Chi	51,512	655,392	65,148	439,535
Japan	50,240	463,083	50,145	345,519
Korea D.P.Republic		300		
Korea, Republic of	7,002	587,615	289,360	419,800
O.Asia(Tai.For.Pe.Ki)	734	35,666	14	13,870
SOUTH-CENTRAL ASIA	21,357	294,138	49,209	208,075
Afghanistan	12,740	151,259	21,367	49,180
Bangladesh		9		10,963
India	7,213	80,796	27,841	88,604
Iran (Islamic R.)		30,736	1	10,662
Kazakstan				599
Sri Lanka		29,935		48,067
Turkmenistan	1,404	1,404		
SOUTH-EASTERN ASIA	48,861	2,325,624	174,496	1,706,788
Indonesia	19,521	114,949		1,362
Malaysia	292	668,584	4,843	165,082
Myanmar		985		
Philippines	770	25,880	516	13,475
Singapore	26,753	1,486,909	169,135	1,370,227
Thailand	1,524	11,591	2	156,641
Viet Nam		16,726		1
WESTERN ASIA	396,849	3,824,458	557,361	5,659,438
Azerbaijan	198	92,151	4,092	16,458
Bahrain	677	35,199		29,437
Cyprus		17		
Iraq	142	2,249	144	2,921
Jordan	19,817	19,817	93,890	188,454
Kuwait		12,985		281,796
Oman	4,840	160,552	2,171	10,950
Qatar	62,527	472,857	22,003	159,482
Saudi Arabia	28,500	524,027	17,761	1,084,391
Turkey	1,245	69,466	2,089	259,323
United Arab Emirates	278,903	2,423,091	415,212	3,593,200
Yemen		12,045		33,027
AUSTRALIA AND NEW ZEALAND	4,500	14,452		27,648
Australia	4,500	9,729		27,553
New Zealand		4,723		94

10.14 Imports by Areas and Countries / Territories

(In Thousand Rupees)

Territories/Countries	April, 2016	Cumulative From July,2015	April, 2015	Cumulative From July,2014
GRAND TOTALS	399,929,330	3,777,821,345	385,075,871	3,820,518,301
LATIN AMERICA	34,014	5,037,857	70,301	584,238
Anguilla		32		874
Antigua and Barbuda		2,202		
Aruba	10	1,630		
Bahamas	973	320,584	2,854	15,448
Barbados	80	6,239	1,712	7,043
British Virgin Is.		2,588		6,257
Cayman Islands		5,730		659
Cuba		6,985	1,631	5,215
Dominica		15,519	2,032	5,283
Dominican Republic	3,544	52,433	10,855	44,445
Grenada	205	1,912		651
Haiti	155	4,126		6,116
Jamaica	3,464	72,854	6,709	38,852
Martinique		1,372		
Montserrat		1,190		1,028
Netherlands Antilles	1,906	6,478	62	48,909
Puerto Rico	16,499	294,712	40,016	306,260
St. Kitts and Nevis	661	1,511		944
St. Lucia	716	716		
Saint Martin(Dutch p		1,604		
Trinidad and Tobago	5,684	4,211,594	4,430	92,752
Turks & Caicos Is.	117	6,147		309
US.Virgin Islands		19,700		3,192
CENTRAL AMERICA	509,914	5,125,902	653,575	4,737,350
Belize	4,033	87,620	357	275,285
Costa Rica	9,622	67,559	9,953	70,604
El Salvador		6,120	2,553	56,597
French West Indies		2,930		1,267
Guatemala	51,770	896,301	71,564	539,075
Honduras	1,103	33,031	5,629	28,627
Mexico	442,911	3,999,642	560,717	3,754,825
Nicaragua	157	3,400	1,954	7,934
Panama	318	29,298	847	3,136
SOUTH AMERICA	6,717,700	78,609,264	2,511,255	46,668,159
Argentina	1,987,999	46,031,317	1,015,972	25,703,535
Bolivia		19,381		14,183
Bouvet Island		875	31	1,802
Brazil	4,148,301	28,745,944	1,240,433	15,684,934
Chile	34,962	2,024,907	169,934	3,359,416
Colombia	366,314	521,849	11,663	898,169
Ecuador	60	18,722	3,898	23,390
Falkland Is.Malvinas		1		31
French Guiana				7,253
Guyana		7,861		8,235
Paraguay	139,500	821,409	12,425	176,614
Peru	14,582	199,597	32,014	506,218
S.Georgia S.Sandw.Is		432		4,063
Suriname				4,579
Uruguay	25,982	205,587	24,884	270,100
Venezuela,Bolivar. R		11,384		5,639
NORTH AMERICA	22,181,426	204,167,501	18,273,514	176,202,034
Bermuda		2,246		
Canada	8,189,180	54,557,705	2,282,121	32,295,797
Greenland	45	1,484		26,828
U.S.America	13,992,202	149,606,066	15,991,392	143,879,408
EASTERN EUROPE	4,692,674	49,449,578	5,602,089	98,089,147
Belarus	97,324	1,923,919	635,166	4,115,389
Bulgaria	105,653	900,359	195,864	1,121,060
Czech Republic	285,456	2,465,467	676,435	6,089,764
Hungary	172,169	3,135,122	484,128	2,351,566

Contd.

10.14 Imports by Areas and Countries / Territories

(In Thousand Rupees)

Territories/Countries	April, 2016	Cumulative From July,2015	April, 2015	Cumulative From July,2014
Poland	820,424	7,537,786	1,712,370	7,785,669
Republic of Moldova	8,050	240,694	13,838	1,035,666
Romania	199,448	3,015,798	211,739	18,203,000
Russian Federation	2,578,310	16,417,066	1,063,918	17,580,112
Slovakia/Slovak R.	241,127	2,251,330	433,452	1,962,395
Ukraine	184,713	11,562,035	175,178	37,844,527
NORTHERN EUROPE	9,638,352	100,971,360	9,324,885	104,568,281
Denmark	579,789	10,873,229	653,569	17,950,145
Estonia	21,726	329,323	17,329	152,065
Faeroe Islands	130	1,833		3,154
Finland	387,516	4,291,702	455,221	5,894,839
Iceland	4,285	146,796	102	17,650
Ireland	1,206,176	12,523,164	532,039	5,961,822
Latvia	156,506	3,819,762	126,389	1,827,231
Lithuania	92,252	677,437	229,758	770,808
Norway	99,538	764,071	88,410	1,036,236
Svalbard/Jan May.Is.		1,085		414
Sweden	1,622,779	15,857,170	2,359,485	20,990,219
United Kingdom	5,467,654	51,685,787	4,862,582	49,963,697
SOUTHERN EUROPE	8,023,864	73,106,104	7,226,828	55,469,366
Albania	353	5,244		2,386
Bosnia & Herzegovina	490	8,190	54	6,494
Croatia	20,922	85,985	395	92,302
Fr.Yugoslav R.Macedo		430	135	230
Gibraltar		975		8,263
Greece	22,624	895,515	34,290	730,877
Holy See	5,843	5,843		
Italy	5,039,305	43,534,983	4,251,376	36,059,263
Malta	3,291	97,219	1,778	5,242
Portugal	223,981	2,362,389	138,652	906,712
San Marino	951	30,410		34,191
Slovenia	37,178	279,615	26,832	275,306
Spain	1,261,041	21,467,617	2,065,739	12,967,035
Serbia	1,407,887	4,331,689	707,577	4,381,065
WESTERN EUROPE	26,660,761	269,964,204	26,614,977	230,702,593
Austria	1,207,303	14,677,272	1,063,425	10,147,245
Belgium	2,588,906	24,828,649	1,253,174	16,770,673
Europien Union	4,035,284	53,390,251	4,734,757	39,485,322
France	3,175,580	33,735,391	3,532,506	32,509,919
Germany	7,029,334	81,682,175	10,631,009	82,147,571
Liechtenstein	12	30	54	2,264
Luxembourg	44,068	758,573	96,216	913,349
Monaco	17	17		597
Netherlands	5,109,900	38,928,134	3,042,121	25,304,461
Switzerland	3,470,357	21,963,712	2,261,714	23,421,191
EASTERN AFRICA	4,856,283	56,020,291	3,582,296	41,021,464
B.Indian Ocean Terr.		245		234
Burundi	114,458	1,504,506	150,250	1,043,433
Comoros		102,253		84,279
Djibouti	3,431	45,351	7,419	105,676
Eritrea		2,063	1,407	5,013
Ethiopia	761,014	4,485,275	364,778	3,184,775
Kenya	3,023,106	35,303,292	2,199,608	24,113,970
Madagascar	45,912	494,051	3,931	426,956
Malawi	5,216	16,270		203,901
Mauritius	9,634	2,943,517	5,346	2,683,770
Mayotte	252	270		5,241
Mozambique	4,699	62,049	6,401	136,960
Reunion	6,237	97,906	6,381	10,174
Rwanda	297,143	3,121,492	246,053	1,897,545
Seychelles		20,354		24,331
Somalia	98,211	484,782	43,542	909,580
Uganda	43,846	732,148	45,085	603,291
U.R.of Tanzania	137,641	2,168,999	81,466	1,627,998

Contd.

10.14 Imports by Areas and Countries / Territories

(In Thousand Rupees)

Territories/Countries	April, 2016	Cumulative From July,2015	April, 2015	Cumulative From July,2014
Zambia	297,888	4,335,192	413,250	3,797,372
Zimbabwe	7,594	100,277	7,379	156,966
MIDDLE AFRICA	177,360	802,190	27,664	321,095
Angola		37,956		33,112
Cameroon	7,274	174,476	16,713	102,363
Central African R.	2,391	2,391		72
Chad	3,521	83,758	239	38,464
Congo, Republic of	56,060	159,429	8,017	102,545
D.R.of Congo	72,432	234,720	45	2,375
Equatorial G.(Ri.Mi)		1		515
Gabon	35,682	100,049	2,650	41,618
Sao Tome & Principe		9,409		31
NORTHERN AFRICA	4,155,617	43,220,095	3,346,746	38,262,463
Algeria		20,913		38,846
Egypt(U.A.R.)	599,098	11,694,405	627,691	12,763,146
Libya	40,763	660,502	45,344	285,785
Morocco	2,689,484	29,100,441	2,623,182	24,470,221
Sudan		38,264	6,062	75,335
South Sudan	2,834	309,589		
Tunisia	31,506	604,047	44,247	628,793
Western Sahara(Ri.De)	791,932	791,932	220	337
SOUTHERN AFRICA	4,267,529	41,617,213	5,326,163	41,822,087
Botswana	648	7,382		2,910
Canary Islands				20,497
French Southern Terr	95	95		1,412
Lesotho			49	91
Namibia	417,228	470,504	22,053	29,185
South Africa	3,801,149	40,296,439	4,453,004	40,389,995
Swaziland	48,409	842,794	851,057	1,377,996
WESTERN AFRICA	1,251,985	6,443,172	518,368	5,224,546
Benin		407,945	6	10,643
Burkina Faso(Fr.Up.V)	462,525	865,159	193,630	252,533
Cape Verde		5,202		3,588
Co,te d,Ivoire(Fr.Iv)	159,556	545,370	74,969	215,653
Gambia		39,944	7,407	112,258
Ghana	28,700	237,135	8,666	368,400
Guinea	47,169	58,939	8,480	71,488
Liberia		319,215	25,673	27,839
Mali	541	17,456	82,616	134,586
Mauritania		15,410		1,249,532
Niger		5		
Nigeria	19,560	2,858,556	63,126	1,893,761
Senegal	22,872	181,842	18,265	386,199
Sierra Leone	1	17,276	5,791	35,895
St. Helena		5,293		13
Togo	511,060	868,426	29,737	462,159
EASTERN ASIA	155,660,142	1,298,153,529	112,535,955	1,098,641,051
China	124,675,866	1,033,531,283	86,171,749	862,170,669
Hong Kong S.A.Re.Chi	744,453	6,394,744	580,610	7,336,050
Japan	17,766,804	155,872,826	17,033,464	140,215,177
Korea D.P.Republic	103,120	3,325,800	305,797	3,160,837
Korea, Republic of	9,098,434	64,429,919	5,287,985	55,227,735
Macao.China		4,966	218	6,672
Mongolia		1,079		4,301
O.Asia(Tai.For.Pe.Ki)	3,271,465	34,592,913	3,156,132	30,519,610
SOUTH-CENTRAL ASIA	22,207,059	230,285,551	18,869,851	206,771,512
Afghanistan	3,230,039	39,558,954	2,304,018	28,099,025
Bangladesh	363,899	4,498,370	300,084	5,458,368
Bhutan		828		736
India	15,838,172	155,066,791	13,867,883	147,921,973
Iran (Islamic R.)	2,100,433	21,817,004	1,824,650	18,864,258
Kazakstan	4,320	126,658	14,354	483,790
Kyrgyzstan/Kyrgyz R.		4,435	375	12,384
Maldives	192	2,544	51	855

Contd.

10.14 Imports by Areas and Countries / Territories

(In Thousand Rupees)

Territories/Countries	April, 2016	Cumulative From July,2015	April, 2015	Cumulative From July,2014
Nepal	13,962	46,095	3,482	63,933
Sri Lanka	500,574	6,538,533	479,211	4,761,314
Tajikistan	68,526	1,111,704	393	2,763
Turkmenistan	80,054	1,496,487	73,209	1,013,780
Uzbekistan	6,888	17,148	2,141	88,332
SOUTH-EASTERN ASIA	44,306,113	411,495,716	36,894,970	409,714,278
Brunei Darussalam	990	1,876		
Cambodia Fr.Kampuche	9,092	86,566	3,144	58,286
Timor Leste		16		
Indonesia	19,968,350	183,980,338	12,757,099	169,839,524
Lao People's D.R.		2,489		9,208
Malaysia	7,259,763	77,049,292	9,267,850	79,942,865
Myanmar	88,628	605,248	89,278	578,356
Philippines	472,772	3,420,809	335,613	3,864,019
Singapore	5,509,888	51,303,408	4,476,303	74,653,739
Thailand	8,479,453	71,073,773	8,347,453	66,351,034
Viet Nam	2,517,176	23,971,900	1,618,230	14,417,247
WESTERN ASIA	80,218,343	847,845,084	128,149,156	1,223,592,321
Armenia		5,260		3,207
Azerbaijan		1,842	936	10,532
Bahrain	1,040,271	5,332,611	204,896	4,074,395
Cyprus	3,596	174,441	10,850	117,904
Georgia	6	8,915	3	17,048
Iraq	23,824	952,595	100,508	1,169,440
Jordan	292,056	1,890,961	704,459	2,941,802
Kuwait	11,309,460	112,799,222	15,779,141	211,774,191
Lebanon	8,972	206,587	20,345	349,268
Oman	2,153,488	24,975,206	10,978,396	91,744,616
Qatar	8,500,619	30,967,589	3,811,139	19,933,137
Saudi Arabia	16,221,058	203,329,456	31,085,066	295,956,048
Syrian Arab Republic	201	155,585	2,218	69,407
Turkey	2,120,959	20,253,489	1,948,055	16,119,660
United Arab Emirates	38,543,292	446,491,483	63,478,342	578,546,036
Yemen	540	299,843	24,802	765,631
AUSTRALIA AND NEW ZEALAND	4,365,308	55,422,334	5,531,169	38,068,336
Australia	3,842,049	50,166,657	5,084,076	33,673,403
Christmas Islands	202	11,931	1,382	15,135
Cocos (Keeling) Is.		4,761	1	1,602
Heard/Mac Donald Is.		313		1,043
New Zealand	512,522	5,212,145	445,711	4,354,735
Norfolk Island		15,011		18,319
US.Minor Outlying Is	10,535	11,518		4,099
MELANESIA	634	43,444	14,978	21,153
Fiji	634	23,423		
New Caledonia		113		6,051
Papua New Guinea		16,529	14,978	15,019
Solomon Islands		1,996		63
Vanuatu		1,382		21
MICRONESIA		1,470		1,653
Kiribati		1,375		1,594
Marshall Islands		1		
Micronesia,F.States		90		
Northern Mariana Is.				53
Palau(Fr.pacific Is)		4		5
POLYNESIA	4,253	39,486	1,132	35,174
American Samoa	937	33,229		25,058
Cook Islands		2		
French Polynesia		1	177	2,517
Johnston Island	525	605	263	6,257
Pitcairn	72	1,044	692	880
Samoa	2,718	2,718		18
Tokelau		1,644		11
Tonga		227		
Tuvalu				380
Wallis & Futuna Is.		16		52

10.15 Re-Imports by Areas and Countries / Territories

(In Thousand Rupees)

Territories/Countries	April, 2016	Cumulative From July,2015	April, 2015	Cumulative From July,2014
GRAND TOTALS	1,779,681	17,180,498	1,573,048	17,719,737
LATIN AMERICA		999		5,666
British Virgin Is.				5,584
Dominican Republic				82
Jamaica		999		
CENTRAL AMERICA		5,598		42,000
Belize		3,250		3,539
Guatemala		2,119		37,722
Mexico		228		739
SOUTH AMERICA	4,043	27,893	16,850	37,980
Argentina		1,907	3,480	3,708
Brazil	4,043	24,502	13,370	33,090
Peru		1,484		
Uruguay				1,183
NORTH AMERICA	836,382	6,747,960	511,389	5,460,884
Canada	92,186	1,001,372	69,882	1,064,486
U.S.America	744,196	5,746,588	441,507	4,396,397
EASTERN EUROPE	5,287	57,944		81,528
Bulgaria		2,886		
Czech Republic		2,871		
Hungary	506	506		205
Poland	4,781	46,159		63,823
Romania		273		1,707
Russian Federation		5,250		9,544
Ukraine				6,248
NORTHERN EUROPE	74,213	684,053	72,233	598,002
Denmark	4,858	22,170		30,878
Finland		359		3,642
Ireland		17,678		7,921
Norway		6,068	2,999	17,303
Svalbard/Jan May.Is.		10,614		1,585
Sweden	15,547	142,688	3,767	141,491
United Kingdom	53,808	484,476	65,468	395,183
SOUTHERN EUROPE	26,339	340,081	26,359	479,266
Croatia		527		
Greece		1,007	761	2,118
Italy	20,325	297,725	21,436	428,287
Portugal	5,391	6,009		
Spain	623	34,813	4,161	48,861
WESTERN EUROPE	26,527	581,149	96,537	721,660
Austria		746		2,969
Belgium	3,157	55,422	10,984	55,094
France	569	76,772	6,850	125,015
Germany	15,009	315,450	61,508	435,197
Netherlands	7,791	129,922	10,039	59,815
Switzerland		2,835	7,157	43,570
EASTERN AFRICA	10,766	34,608	3,592	92,451
Ethiopia	10,766	10,766		80,821
Kenya		1,462		
Madagascar		6,321		7,060

Contd.

10.15 Re-Imports by Areas and Countries / Territories

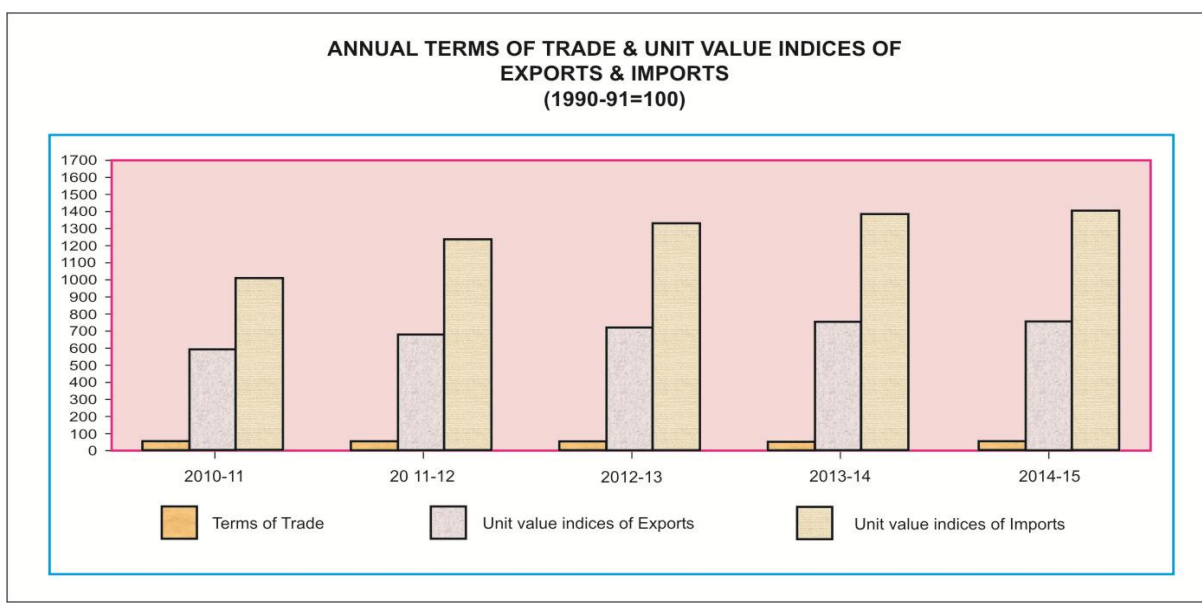
(In Thousand Rupees)

Territories/Countries	April, 2016	Cumulative From July,2015	April, 2015	Cumulative From July,2014
Malawi		1,341		
Uganda				977
U.R.of Tanzania		14,719	2,598	2,598
Zimbabwe			994	994
NORTHERN AFRICA	887	7,351		10,997
Algeria				2,160
Egypt(U.A.R.)		334		
Morocco	887	4,509		6,946
Tunisia		2,508		1,891
SOUTHERN AFRICA	5,433	74,857	1,525	11,271
South Africa		44,142	1,525	6,347
Swaziland	5,433	30,715		4,924
EASTERN ASIA	441,737	4,728,912	463,266	5,698,723
China	254,182	2,568,186	225,456	2,864,246
Hong Kong S.A.Re.Chi	16,268	280,032	59,548	322,863
Japan	92,570	1,075,067	103,714	1,545,458
Korea D.P.Republic				58,644
Korea, Republic of	39,439	328,605	17,423	334,838
O.Asia(Tai.For.Pe.Ki	39,279	477,022	57,125	572,674
SOUTH-CENTRAL ASIA	97,312	1,022,273	73,703	1,081,077
Afghanistan			8	819
Bangladesh	11,055	65,912	2,236	58,570
India	78,168	871,813	69,288	816,598
Iran (Islamic R.)	661	7,726		11,361
Sri Lanka	7,427	76,823	2,171	193,728
SOUTH-EASTERN ASIA	118,004	1,256,939	119,522	1,452,839
Brunei Darussalam				268
Cambodia Fr.Kampuche		6,531		
Indonesia	45,841	636,169	48,755	955,408
Malaysia	29,067	210,165	44,896	223,286
Myanmar		29		
Philippines	9	9	4	337
Singapore	12,736	88,948	20,354	129,664
Thailand	27,053	280,173	2,065	111,205
Viet Nam	3,297	34,914	3,447	32,671
WESTERN ASIA	111,397	1,122,028	108,172	1,450,411
Azerbaijan		3,188		
Bahrain	1,044	29,914	6,686	20,386
Cyprus		330		
Kuwait		872		225
Oman	394	4,876	943	5,803
Qatar	90	575		
Saudi Arabia	9,746	158,784	17,317	233,447
Syrian Arab Republic		47,202		2,354
Turkey	11,744	131,260	8,566	112,800
United Arab Emirates	88,379	745,029	74,660	1,075,397
AUSTRALIA AND NEW ZEALAND	21,355	480,941	76,018	490,805
Australia	21,355	480,941	76,018	490,455
US.Minor Outlying Is				350
MICRONESIA		6,913	3,882	4,178
Marshall Islands			3,882	4,178
Northern Mariana Is.		6,913		

10.16 Annual and Quarterly Terms of Trade and Unit Value Indices of Exports and Imports (1990-91=100)

Year/ Quarter	Terms of Trade	Unit Value Indices of Exports	Unit Value Indices of Imports
2010-11	58.55	593.19	1013.10
2011-12	55.08	679.44	1233.49
2012-13	53.81	715.45	1329.56
2013-14	54.27	752.86	1387.15
2014-15	55.05	759.21	1404.72
2010-11 Jul-Sep	59.91	552.97	923.01
Oct-Dec	60.25	584.51	970.12
Jan-Mar	57.34	596.46	1040.23
Apr-Jun	57.08	638.81	1119.05
2011-12 Jul-Sep	56.28	653.84	1161.73
Oct-Dec	54.96	673.48	1225.37
Jan-Mar	54.95	680.39	1238.16
Apr-Jun	54.26	710.06	1308.71
2012-13 Jul-Sep	53.94	684.66	1269.28
Oct-Dec	53.43	709.08	1327.23
Jan-Mar	53.91	728.42	1351.28
Apr-Jun	53.97	739.63	1370.44
2013-14 Jul-Sep	54.54	745.76	1367.33
Oct-Dec	54.61	745.57	1365.33
Jan-Mar	54.80	771.50	1407.91
Apr-Jun	53.17	748.62	1408.02
2014-15 Jul-Sep	52.24	753.27	1441.98
Oct-Dec	54.41	762.69	1401.74
Jan-Mar	55.87	769.06	1376.64
Apr-Jun	53.76	751.81	1398.50
2015-16 Jul-Sep	53.67	712.89	1328.20
Oct-Dec *	56.66	701.89	1238.67
Jan-Mar	57.87	703.02	1214.84

* Provisional



10.17 Index Numbers of Unit Values of Exports by Groups (1990-91=100)

Year /Quarter	All Groups	Food and Live Animals	Beverages & Tobacco	Crude Materials Inedible	Mineral Fuels & Lubrican	Chemicals	Manufactured Goods	Machinery & Transport	Misc. Manufactured Articles
2010-11	593.19	747.72	804.61	647.55	1333.56	620.91	559.56	1286.13	558.25
2011-12	679.44	800.09	935.29	848.74	1500.63	739.66	641.15	1517.96	650.31
2012-13	715.45	884.48	1052.54	958.74	1615.08	876.11	689.62	1603.48	657.15
2013-14	752.86	954.07	1127.89	1009.57	1682.81	939.50	698.49	1650.17	700.75
2014-15	759.21	1057.47	1148.80	999.87	1713.20	935.18	667.05	1789.37	728.76
2010-11 Jul-Sep	552.97	711.81	719.61	634.81	1330.51	571.93	504.00	1168.32	533.66
Oct-Dec	584.51	751.75	790.66	636.36	1351.72	592.57	548.28	1263.12	543.21
Jan-Mar	596.46	755.41	850.66	639.27	1297.10	651.58	575.38	1317.01	545.45
Apr-Jun	638.81	771.90	857.51	679.75	1354.90	667.54	610.58	1396.06	610.67
2011-12 Jul-Sep	653.84	803.38	897.76	758.78	1429.38	678.24	617.90	1431.44	635.65
Oct-Dec	673.48	780.21	923.77	818.80	1492.20	714.47	645.22	1523.11	645.05
Jan-Mar	680.39	787.46	953.20	904.77	1528.82	766.15	648.83	1549.50	652.21
Apr-Jun	710.06	829.32	966.43	912.66	1552.12	799.77	652.65	1567.78	668.31
2012-13 Jul-Sep	684.66	867.43	999.22	924.18	1562.79	809.02	656.98	1584.13	636.74
Oct-Dec	709.08	869.95	1036.60	944.56	1653.04	851.48	685.86	1590.79	658.79
Jan-Mar	728.42	899.09	1086.12	982.32	1620.06	921.14	705.07	1618.96	666.01
Apr-Jun	739.63	901.46	1088.20	983.88	1624.41	922.80	710.57	1620.03	667.06
2013-14 Jul-Sep	745.46	919.57	1098.87	1017.68	1634.63	934.11	713.43	1624.52	674.82
Oct-Dec	745.57	952.49	1154.15	1023.78	1640.93	928.01	698.36	1631.05	723.57
Jan-Mar	771.50	970.48	1164.01	1042.41	1659.59	941.60	719.23	1664.20	729.32
Apr-Jun	748.62	973.74	1094.54	954.39	1796.09	954.26	659.51	1680.90	675.29
2014-15 Jul-Sep	753.27	1027.99	1123.85	988.05	1853.14	929.85	676.38	1722.41	692.43
Oct-Dec	762.69	1071.97	1171.54	1000.56	1862.62	935.86	677.14	1781.57	740.31
Jan-Mar	769.06	1075.01	1148.08	1030.34	1732.30	946.52	679.02	1787.10	728.26
Apr-Jun	751.81	1054.91	1151.73	980.52	1404.75	928.49	635.66	1866.41	754.05
2015-16 ¹ Jul-Sep	712.89	973.60	1144.34	964.35	1423.80	994.53	628.77	1955.09	730.30
Oct-Dec ¹	701.89	935.34	1176.96	908.48	1022.94	995.70	601.06	1858.72	782.09
Jan-Mar	703.02	929.68	1250.14	921.27	1045.51	1021.47	599.41	1866.25	795.28

* Provisional

10.18 Index Numbers of Unit Values of Imports by Groups (1990-91=100)

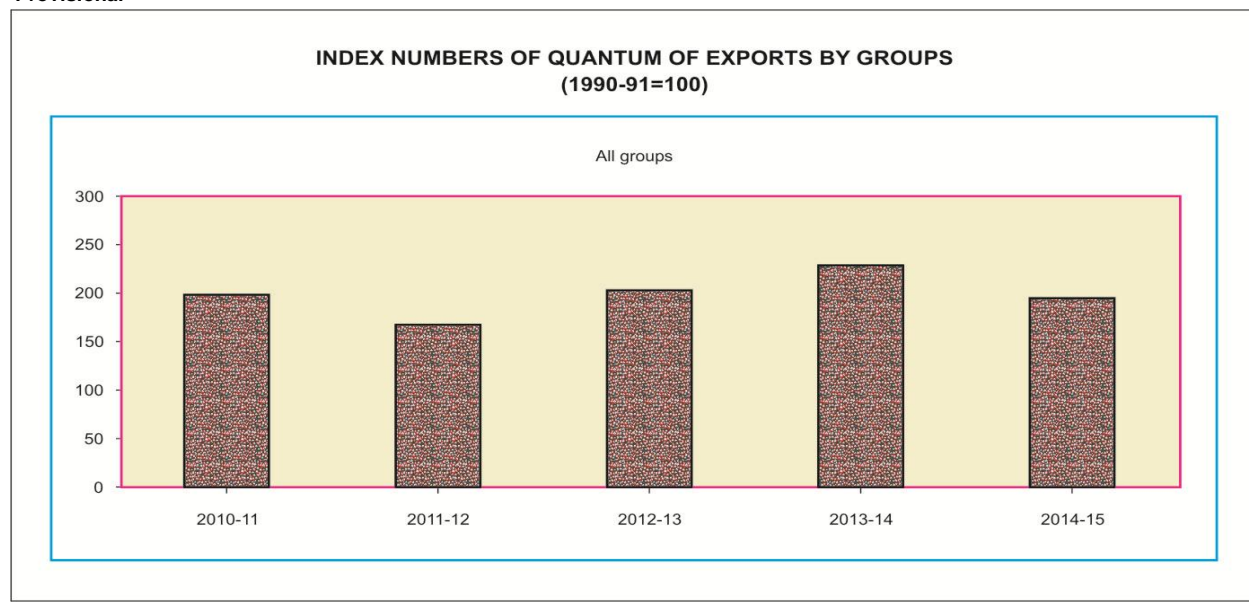
Year/Quarter	All groups	Food and Live animals	Beverages & Tobacco	Crude materials inedible except fuels	Mineral fuels & Lubricants	Animal or Veg. oils & Fats	Chemicals	Manufactured goods	Machinery & Transport equipment	Misc. manufactured articles
2010-11	1013.10	743.82	1060.35	803.59	1255.86	1005.72	796.89	747.32	1183.62	1174.99
2011-12	1233.49	791.79	1230.10	881.00	1651.93	1240.29	897.56	823.33	1407.29	1274.46
2012-13	1329.56	802.28	1339.47	995.65	1720.77	1103.29	994.50	887.02	1738.91	1342.66
2013-14	1387.15	838.74	1446.20	1046.35	1757.91	1054.13	1098.60	899.66	1866.32	1458.63
2014-15	1404.72	891.28	1620.65	1048.08	1550.37	1037.83	1256.50	1026.39	1985.27	1854.42
2010-11 Jul-Sep	923.01	695.80	897.28	759.48	1085.96	867.68	770.08	675.64	1113.89	1097.68
Oct-Dec	970.12	727.87	1026.20	771.05	1128.38	956.15	773.31	727.65	1171.21	1170.63
Jan-Mar	1040.23	792.24	1104.22	841.89	1290.04	1085.82	814.67	791.58	1173.28	1197.23
Apr-Jun	1119.05	759.37	1123.70	841.94	1519.07	1113.24	829.51	794.40	1276.10	1234.40
2011-12 Jul-Sep	1161.73	780.37	1174.28	886.35	1546.57	1209.58	836.74	807.84	1297.42	1248.30
Oct-Dec	1225.37	786.64	1201.86	889.48	1674.49	1185.85	907.70	818.38	1350.77	1264.77
Jan-Mar	1238.16	819.33	1254.74	846.69	1651.53	1277.05	922.54	830.85	1386.86	1282.00
Apr-Jun	1308.71	780.82	1289.52	901.49	1735.14	1288.69	923.26	836.23	1594.10	1302.76
2012-13 Jul-Sep	1269.28	791.42	1310.88	925.57	1623.49	1189.26	939.61	875.46	1610.53	1323.94
Oct-Dec	1327.23	794.08	1328.36	995.64	1764.03	1111.45	1009.58	881.11	1680.20	1327.27
Jan-Mar	1351.28	800.25	1350.09	1017.46	1761.13	1048.35	989.23	877.44	1804.52	1345.00
Apr-Jun	1370.44	823.38	1368.54	1043.92	1734.43	1064.11	1039.59	914.05	1860.39	1374.43
2013-14 Jul-Sep	1367.33	839.00	1390.72	1064.30	1688.69	1075.42	1064.27	859.80	1865.31	1381.34
Oct-Dec	1365.33	840.48	1425.20	1052.01	1711.56	1054.23	1083.40	873.38	1875.71	1391.17
Jan-Mar	1407.91	849.44	1463.98	1072.34	1784.71	1061.03	1104.26	930.61	1937.80	1487.18
Apr-Jun	1408.02	826.03	1504.91	996.75	1846.69	1025.83	1142.45	934.85	1786.47	1574.82
2014-15 Jul-Sep	1441.98	882.91	1551.52	1050.88	1810.84	1040.06	1218.48	993.38	1889.96	1701.41
Oct-Dec	1401.74	893.21	1590.81	1065.79	1530.17	1056.54	1254.97	1030.45	1969.44	1807.08
Jan-Mar	1376.64	895.47	1651.30	1039.03	1443.70	1006.23	1256.20	1044.23	1995.28	1892.80
Apr-Jun	1398.50	893.54	1688.98	1036.61	1416.75	1048.50	1296.34	1037.49	2086.41	2016.39
2015-16 Jul-Sep	1328.20	819.90	1670.50	994.97	1377.68	1032.17	1175.87	905.12	1926.97	2242.88
Oct-Dec*	1238.67	824.90	1691.32	1109.19	1049.07	1028.06	1141.86	929.56	1882.96	2372.44
Jan-Mar	1214.84	865.60	1747.55	1012.94	871.68	978.61	1210.14	924.91	1934.80	2434.43

* Provisional

10.19 Index Numbers of Quantum of Exports by Groups (1990-91=100)

Year/Quarter	All groups	Food and Live animals	Beverages & Tobacco	Crude materials inedible except fuels	Mineral fuels & Lubricants	Chemicals	Manufactured goods	Machinery & Transport equipment	Misc. manufactured articles
2010-11	198.41	286.92	314.18	199.10	333.36	1033.09	180.52	2806.15	198.34
2011-12	167.36	264.12	367.35	282.00	410.62	1301.40	157.00	2077.59	164.87
2012-13	202.86	242.21	238.64	343.79	37.89	992.45	191.87	2014.32	181.50
2013-14	229.80	280.96	175.45	447.47	409.09	1010.41	189.96	2056.66	226.38
2014-15	195.45	224.40	100.30	264.75	176.22	973.58	181.68	3964.39	201.19
2010-11 Jul-Sep	171.90	234.32	274.00	48.34	310.57	1052.36	168.17	2713.18	190.87
Oct-Dec	190.23	257.32	182.25	105.16	394.62	1244.86	181.35	2986.54	196.39
Jan-Mar	208.47	300.04	354.70	324.40	309.57	882.63	181.02	3404.45	203.65
Apr-Jun	223.05	356.00	445.76	318.50	318.66	952.51	191.55	2120.43	202.43
2011-12 Jul-Sep	123.61	226.97	338.73	258.06	397.91	1195.14	153.61	1693.48	168.03
Oct-Dec	169.87	245.98	350.96	342.16	405.61	1260.20	146.42	1741.42	145.37
Jan-Mar	181.51	273.36	342.68	403.10	392.32	1443.70	151.76	2986.15	158.70
Apr-Jun	194.44	310.16	437.04	124.69	446.65	1306.54	176.19	1889.30	187.37
2012-13 Jul-Sep	182.10	193.42	203.51	300.83	29.33	962.68	175.53	2240.25	165.88
Oct-Dec	201.62	219.24	268.01	357.97	6.46	948.78	196.72	2835.50	174.64
Jan-Mar	208.98	289.31	307.37	350.05	53.72	840.47	192.71	1390.01	179.90
Apr-Jun	218.73	266.88	175.65	366.29	62.03	1217.85	202.51	1591.51	205.57
2013-14 Jul-Sep	242.65	254.75	215.28	392.89	1298.61	1052.88	213.28	1226.96	241.61
Oct-Dec	220.69	279.96	59.50	463.12	4.22	691.05	190.14	911.18	229.81
Jan-Mar	218.37	336.65	69.11	350.89	247.03	1153.88	186.44	4061.10	208.14
Apr-Jun	237.48	252.47	357.92	582.97	86.50	1143.82	170.28	2027.38	225.97
2014-15 Jul-Sep	201.64	189.93	90.87	389.05	361.14	952.31	183.05	4343.64	202.72
Oct-Dec	205.65	266.45	51.38	333.54	123.62	1240.35	187.56	3283.23	194.18
Jan-Mar	197.74	235.44	74.56	246.63	85.83	790.96	183.40	3932.27	205.36
Apr-Jun	176.75	205.76	184.39	89.77	134.28	910.69	172.69	4298.43	202.50
2014-15 Jul-Sep	187.10	183.52	68.33	285.36	76.97	1029.59	176.67	3211.01	194.95
Oct-Dec*	193.24	251.95	54.14	218.76	50.57	778.60	177.06	2601.52	204.57
Jan-Mar	228.29	303.57	179.45	528.59	70.12	467.59	186.61	3782.17	256.89

*Provisional

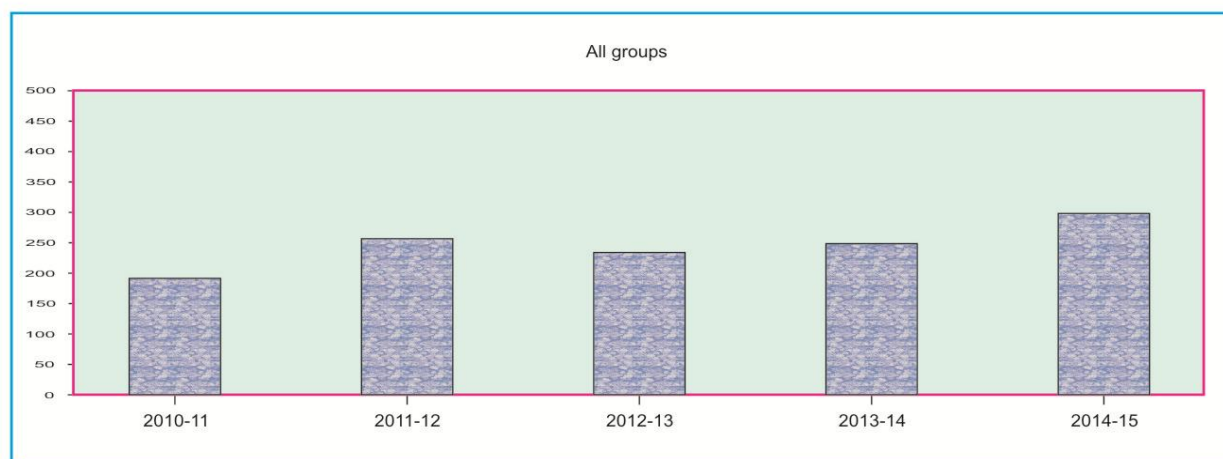


10.20 Index Numbers of Quantum of Imports by Groups (1990-91=100)

Year/Quarter	All groups	Food and Live animals	Beverages & Tobacco	Crude materials inedible except fuels	Mineral fuels & Lubricants	Animal or Veg. oils & Fats	Chemicals	Manufactured goods	Machinery & Transport equipment	Misc. manufactured articles
2010-11	191.60	164.44	279.53	372.91	154.15	90.93	202.59	180.73	232.67	194.23
2011-12	256.47	321.01	371.65	473.88	197.46	121.87	290.92	241.91	280.01	288.73
2012-13	234.02	186.86	275.65	413.29	190.89	141.68	240.54	249.49	266.44	261.26
2013-14	249.40	162.10	317.18	491.04	185.66	182.37	253.03	312.32	283.06	286.91
2014-15	299.74	222.61	317.90	531.02	175.67	179.33	271.01	345.01	478.50	307.93
2010-11 Jul-Sep	248.97	158.42	296.08	524.15	182.44	144.57	276.67	221.66	312.20	297.65
Oct-Dec	261.69	326.59	310.45	368.01	241.54	118.61	261.06	259.08	299.36	220.06
Jan-Mar	255.72	172.75	511.57	599.46	192.62	100.52	272.62	242.19	319.12	259.22
Apr-Jun	243.83	142.78	560.71	388.27	231.20	127.06	271.01	221.30	290.85	285.27
2011-12 Jul-Sep	240.84	277.16	347.08	300.55	194.84	114.21	304.19	247.39	261.99	225.28
Oct-Dec	265.20	330.05	344.55	647.69	194.63	119.56	315.83	235.90	261.50	260.87
Jan-Mar	246.02	383.47	403.56	497.72	188.47	102.72	277.36	223.66	241.95	398.43
Apr-Jun	273.80	293.36	391.41	449.55	211.89	151.00	266.31	260.67	354.59	270.34
2012-13 Jul-Sep	233.97	153.48	320.06	335.17	199.90	165.49	246.32	226.37	289.12	221.18
Oct-Dec	229.54	203.59	244.78	355.04	192.53	115.62	250.79	260.53	247.53	297.57
Jan-Mar	223.34	205.75	273.94	531.28	168.62	148.57	209.02	245.75	221.78	281.19
Apr-Jun	249.22	184.62	263.80	431.66	202.50	137.03	256.03	265.29	307.32	245.10
2013-14 Jul-Sep	218.67	122.34	261.56	396.94	181.66	174.34	244.11	206.78	263.81	229.50
Oct-Dec	268.58	171.23	341.53	584.51	196.34	167.22	261.77	508.73	227.47	235.11
Jan-Mar	257.81	167.02	354.12	578.98	169.03	175.06	258.74	280.99	321.79	278.09
Apr-Jun	252.54	187.81	311.51	403.73	195.60	212.84	247.49	252.77	319.16	305.94
2014-15 Jul-Sep	302.77	322.99	416.31	354.13	197.29	189.47	275.38	273.72	521.40	302.25
Oct-Dec	303.82	229.82	369.89	685.69	185.39	167.77	270.55	274.76	470.31	296.49
Jan-Mar	290.10	174.63	205.90	595.97	129.32	163.79	258.24	482.00	428.76	371.67
Apr-Jun *	302.25	162.98	279.49	488.27	190.67	196.30	279.88	349.54	493.54	261.29
2015-16 Jul-Sep	290.52	292.22	311.01	375.83	146.92	212.82	245.87	284.84	513.14	407.12
Oct-Dec	355.81	311.72	251.34	598.92	153.20	224.04	302.20	347.62	635.68	489.68
Jan-Mar	304.07	245.24	298.83	876.98	135.09	223.11	229.82	310.36	469.95	357.26

*Provisional

INDEX NUMBERS OF QUANTUM OF IMPORTS BY GROUPS
(1990-91=100)



10.21 Trade in Services (Summary) February, 2016

Rs. In Million
Dollars in Thousands

Description	* February, 2016		** January, 2016		% Change in February, 2016 over January, 2016	
	Rs	\$	Rs	\$	Rs	\$
Export of Services (TOTAL)	<u>35,352.62</u>	<u>337,904.44</u>	<u>32,396.34</u>	<u>309,011.00</u>	9.13	9.35
1.Manufacturing services on physical inputs owned by others	0.00	0.00	0.00	0.00	0.00	0.00
2.Maintenance and repair services n.i.e.	0.00	0.00	4.19	40.00	-100.00	-100.00
3. Transport	8,264.18	78,990.00	8,255.01	78,740.00	0.11	0.32
4. Travel	2,836.32	27,110.00	2,616.78	24,960.00	8.39	8.61
5.Construction services	336.89	3,220.00	257.90	2,460.00	30.63	30.89
6. Insurance and Pension services	323.29	3,090.00	951.62	9,077.00	-66.03	-65.96
7. Financial services	1,152.95	11,020.00	862.82	8,230.00	33.63	33.90
8. Charges for the use of intellectual services	91.02	870.00	49.27	470.00	84.74	85.11
9. Telecommunication, Computer and information services	6,357.95	60,770.00	6,358.48	60,650.00	-0.01	0.20
10. Other business services	7,935.08	75,844.44	6,375.55	60,812.00	24.46	24.72
11. Personal, cultural, and recreational services	133.92	1,280.00	71.50	682.00	87.30	87.68
12. Government services, n.i.e.	7,921.02	75,710.00	6,593.32	62,890.00	20.14	20.38
Import of Services (TOTAL)	<u>55,975.51</u>	<u>535,020.00</u>	<u>58,891.33</u>	<u>561,732.00</u>	-4.95	-4.76
1.Manufacturing services on physical inputs owned by others	0.00	0.00	0.00	0.00	0.00	0.00
2.Maintenance and repair services n.i.e.	709.35	6,780.00	710.81	6,780.00	-0.21	0.00
3. Transport	22,213.60	212,320.00	23,122.20	220,550.00	-3.93	-3.73
4. Travel	10,781.41	103,050.00	13,205.51	125,960.00	-18.36	-18.19
5.Construction services	0.00	0.00	215.97	2,060.00	-100.00	-100.00
6. Insurance and Pension services	2,897.01	27,690.00	827.07	7,889.00	250.27	251.00
7. Financial services	1,130.98	10,810.00	1,069.36	10,200.00	5.76	5.98
8. Charges for the use of intellectual services	2,201.27	21,040.00	957.18	9,130.00	129.97	130.45
9. Telecommunication, Computer and information services	2,928.41	27,990.00	2,540.24	24,230.00	15.28	15.52
10. Other business services	10,990.68	105,050.00	12,584.86	120,040.00	-12.67	-12.49
11. Personal, cultural, and recreational services	92.06	880.00	97.81	933.00	-5.88	-5.68
12. Government services, n.i.e.	2,030.74	19,410.00	3,560.32	33,960.00	-42.96	-42.84

Description	* July - February 2015 - 2016		July - February 2014 - 2015		% Change in July - February, 2015 - 2016 over July - February, 2014 - 2015	
	Rs	\$	Rs	\$	Rs	\$
Export of Services (TOTAL)	<u>356,699.86</u>	<u>3,428,836.44</u>	<u>436,197.21</u>	<u>4,316,115.33</u>	-18.23	-20.56
1.Manufacturing services on physical inputs owned by others	0.00	0.00	0.00	0.00	0.00	0.00
2.Maintenance and repair services n.i.e.	48.89	470.00	667.01	6,600.00	-92.67	-92.88
3. Transport	63,198.88	607,510.00	94,947.17	939,490.00	-33.44	-35.34
4. Travel	21,057.63	202,420.00	19,133.15	189,320.00	10.06	6.92
5.Construction services	2,310.49	22,210.00	2,835.81	28,060.00	-18.52	-20.85
6. Insurance and Pension services	3,571.23	34,329.00	4,468.68	44,217.00	-20.08	-22.36
7. Financial services	6,535.13	62,820.00	6,662.03	65,920.00	-1.90	-4.70
8. Charges for the use of intellectual services	1,442.89	13,870.00	446.70	4,420.00	223.01	213.80
9. Telecommunication, Computer and information services	50,440.74	484,870.00	53,772.29	532,070.00	-6.20	-8.87
10. Other business services	64,997.64	624,800.44	53,129.68	525,711.33	22.34	18.85
11. Personal, cultural, and recreational services	1,764.03	16,957.00	660.64	6,537.00	167.02	159.40
12. Government services, n.i.e.	141,332.31	1,358,580.00	199,474.05	1,973,770.00	-29.15	-31.17
Import of Services (TOTAL)	<u>512,831.81</u>	<u>4,891,620.00</u>	<u>604,853.15</u>	<u>5,769,361.00</u>	-15.21	-15.21
1.Manufacturing services on physical inputs owned by others	0.00	0.00	0.00	0.00	0.00	0.00
2.Maintenance and repair services n.i.e.	7,931.06	75,650.00	5,206.30	49,660.00	52.34	52.34
3. Transport	204,240.13	1,948,134.00	287,126.45	2,738,741.00	-28.87	-28.87
4. Travel	100,814.09	961,610.00	105,894.58	1,010,070.00	-4.80	-4.80
5.Construction services	2,134.52	20,360.00	462.34	4,410.00	361.68	361.68
6. Insurance and Pension services	17,253.43	164,571.00	20,152.75	192,226.00	-14.39	-14.39
7. Financial services	13,629.05	130,000.00	15,653.49	149,310.00	-12.93	-12.93
8. Charges for the use of intellectual services	11,781.79	112,380.00	10,383.24	99,040.00	13.47	13.47
9. Telecommunication, Computer and information services	26,940.44	256,970.00	28,827.53	274,970.00	-6.55	-6.55
10. Other business services	96,645.69	921,850.00	94,213.74	898,653.00	2.58	2.58
11. Personal, cultural, and recreational services	519.47	4,955.00	632.28	6,031.00	-17.84	-17.84
12. Government services, n.i.e.	30,942.14	295,140.00	36,300.45	346,250.00	-14.76	-14.76

* Provisional figures based on figures provided by the State Bank of Pakistan.

** Revised by SBP

Note:- SBP has switched over from BPM- to BPM 6th addition from July, 2014.

Note:- Dollar value is converted into Rupees on monthly average exchange rate provided by SBP.

February, 2016 (1\$=Rs. 104.623177), January, 2015 (1\$=Rs. 104.838848) and February, 2015 (1\$=Rs. 101.365126) respectively.

10.22 Export of Services by Sectors (Detail) (Monthly)

Description	Rs. in Millions Dollars in Thousands									
	* February, 2016		** January, 2016		** February, 2015		% Change in February, 2016 over			
							January, 2016		February, 2015	
	Rs	\$	Rs	\$	Rs	\$	Rs	\$	Rs	\$
Services	<u>35,352.62</u>	<u>337,904.44</u>	<u>32,396.34</u>	<u>309,011.00</u>	<u>105,693.83</u>	<u>1,042,703.71</u>	9.13	9.35	-66.55	-67.59
1.Manufacturing services on physical inputs owned by others	0.00	0.00	0.00	0.00	0.00	0.00	0.00	0.00	0.00	0.00
1.1 Goods for processing in reporting economy	0.00	0.00	0.00	0.00	0.00	0.00	0.00	0.00	0.00	0.00
1.2 Goods for processing abroad	0.00	0.00	0.00	0.00	0.00	0.00	0.00	0.00	0.00	0.00
2.Maintenance and repair services n.i.e.	0.00	0.00	4.19	40.00	101.37	1,000.00	-100.00	-100.00	-100.00	-100.00
3. Transport	8,264.18	78,990.00	8,255.01	78,740.00	12,382.78	122,160.00	0.11	0.32	-33.26	-35.34
3.1 Sea transport	256.33	2,450.00	234.84	2,240.00	2,155.03	21,260.00	9.15	9.38	-88.11	-88.48
3.1.1 Passenger	0.00	0.00	0.00	0.00	0.00	0.00	0.00	0.00	0.00	0.00
3.1.2 Freight	89.98	860.00	90.16	860.00	209.83	2,070.00	-0.20	0.00	-57.12	-58.45
3.1.3 Other	166.35	1,590.00	144.68	1,380.00	1,945.20	19,190.00	14.98	15.22	-91.45	-91.71
3.2 Air transport	7,911.60	75,620.00	7,920.57	75,550.00	10,195.31	100,580.00	-0.11	0.09	-22.40	-24.82
3.1.1 Passenger	4,152.49	39,690.00	4,156.86	39,650.00	5,992.71	59,120.00	-0.11	0.10	-30.71	-32.87
3.1.2 Freight	206.11	1,970.00	206.53	1,970.00	477.43	4,710.00	-0.20	0.00	-56.83	-58.17
3.1.3 Other	3,553.00	33,960.00	3,557.18	33,930.00	3,725.17	36,750.00	-0.12	0.09	-4.62	-7.59
3.3 Road transport	80.56	770.00	96.45	920.00	32.44	320.00	-16.47	-16.30	148.34	140.63
3.3.1 Passenger	0.00	0.00	0.00	0.00	0.00	0.00	0.00	0.00	0.00	0.00
3.3.2 Freight	80.56	770.00	96.45	920.00	32.44	320.00	-16.47	-16.30	148.34	140.63
3.3.3 Other	0.00	0.00	0.00	0.00	0.00	0.00	0.00	0.00	0.00	0.00
3.4 Rail transport	0.00	0.00	0.00	0.00	0.00	0.00	0.00	0.00	0.00	0.00
3.4.1 Passenger	0.00	0.00	0.00	0.00	0.00	0.00	0.00	0.00	0.00	0.00
3.4.2 Freight	0.00	0.00	0.00	0.00	0.00	0.00	0.00	0.00	0.00	0.00
3.4.3 Other	0.00	0.00	0.00	0.00	0.00	0.00	0.00	0.00	0.00	0.00
3.5 Postal and courier services	15.69	150.00	3.15	30.00	0.00	0.00	398.10	400.00	100.00	100.00
3.6 Electricity transmission	0.00	0.00	0.00	0.00	0.00	0.00	0.00	0.00	0.00	0.00
3.7 Other supporting and auxiliary transport service	0.00	0.00	0.00	0.00	0.00	0.00	0.00	0.00	0.00	0.00
4. Travel	2,836.32	27,110.00	2,616.78	24,960.00	2,336.47	23,050.00	8.39	8.61	21.39	17.61
4.1 Business	29.29	280.00	24.11	230.00	46.63	460.00	21.48	21.74	-37.19	-39.13
4.1.1 Acquisition of goods and services by border, seasonal, and other short-term workers	0.00	0.00	0.00	0.00	0.00	0.00	0.00	0.00	0.00	0.00
4.1.2 Other	29.29	280.00	24.11	230.00	46.63	460.00	21.48	21.74	-37.19	-39.13
4.2 Personal	2,807.03	26,830.00	2,592.67	24,730.00	2,289.84	22,590.00	8.27	8.49	22.59	18.77
4.2.1 Health-related expenditure	13.60	130.00	8.39	80.00	29.40	290.00	62.10	62.50	-53.74	-55.17
4.2.2 Education-related expenditure	173.67	1,660.00	80.73	770.00	25.34	250.00	115.12	115.58	585.36	564.00
4.2.3 Other	2,619.76	25,040.00	2,503.55	23,880.00	2,235.10	22,050.00	4.64	4.86	17.21	13.56
4.2.3.1 Religious travel	0.00	0.00	0.00	0.00	0.00	0.00	0.00	0.00	0.00	0.00
4.2.3.2 Other	2,619.76	25,040.00	2,503.55	23,880.00	2,235.10	22,050.00	4.64	4.86	17.21	13.56
5.Construction services	336.89	3,220.00	257.90	2,460.00	292.95	2,890.00	30.63	30.89	15.00	11.42
5.1 Construction abroad	336.89	3,220.00	257.90	2,460.00	292.95	2,890.00	30.63	30.89	15.00	11.42
5.2 Construction in the compiling economy	0.00	0.00	0.00	0.00	0.00	0.00	0.00	0.00	0.00	0.00
6. Insurance and Pension services	323.29	3,090.00	951.62	9,077.00	326.41	3,220.00	-66.03	-65.96	-0.96	-4.04
6.1 Direct Insurance	149.92	1,432.96	756.94	7,220.00	162.25	1,600.56	-80.19	-80.15	-7.60	-10.47
6.1.1 Life insurance	2.40	22.96	0.00	0.00	8.17	80.56	100.00	100.00	-70.62	-71.50
6.1.2 Freight insurance	2.09	20.00	3.15	30.00	5.07	50.00	-33.65	-33.33	-58.78	-60.00
6.1.3 Other direct insurance	145.43	1,390.00	753.79	7,190.00	149.01	1,470.00	-80.71	-80.67	-2.40	-5.44
6.2 Reinsurance	163.92	1,566.74	192.90	1,840.00	164.14	1,619.27	-15.02	-14.85	-0.13	-3.24
6.3 Auxiliary insurance services	9.45	90.30	1.78	17.00	0.02	0.18	430.90	431.18	47150.00	51500.00
6.4 Pension and standardized guarantee services	0.00	0.00	0.00	0.00	0.00	0.00	0.00	0.00	0.00	0.00

Contd.

10.22 Export of Services by Sectors (Detail) (Monthly)

Description	Rs. in Millions Dollars in Thousands									
	* February, 2016		** January, 2016		** February, 2015		% Change in February, 2016 over			
	Rs	\$	Rs	\$	Rs	\$	January, 2016		February, 2015	
							Rs	\$	Rs	\$
7. Financial services	1152.95	11020.00	862.82	8230.00	1026.83	10130.00	33.63	33.90	12.28	8.79
7.1 Explicitly charged and other financial services	1152.95	11020.00	862.82	8230.00	803.83	7930.00	33.63	33.90	43.43	38.97
7.2 Financial intermediation service charges indirectly measured (FISIM)	0.00	0.00	0.00	0.00	223.00	2200.00	0.00	0.00	-100.00	-100.00
8. Charges for the use of intellectual services	91.02	870.00	49.27	470.00	0.00	0.00	84.74	85.11	100.00	100.00
9. Telecommunication, Computer and information services	6357.95	60770.00	6358.48	60650.00	6558.31	64700.00	-0.01	0.20	-3.06	-6.07
9.1 Telecommunications services	2035.97	19460.00	1783.31	17010.00	2515.88	24820.00	14.17	14.40	-19.08	-21.60
9.1.1 Call centres	701.50	6705.02	487.19	4647.00	600.22	5921.40	43.99	44.29	16.87	13.23
9.1.2 Telecommunication services	1334.47	12754.98	1296.12	12363.00	1915.66	18898.60	2.96	3.17	-30.34	-32.51
9.2 Computer services	4310.47	41200.00	4567.83	43570.00	4031.28	39770.00	-5.63	-5.44	6.93	3.60
9.2.1 Hardware consultancy services	70.71	675.89	15.31	146.00	6.16	60.77	361.85	362.94	1047.89	1012.28
9.2.2 Software consultancy services	1172.82	11209.99	1079.74	10299.00	486.85	4802.96	8.62	8.85	140.90	133.40
9.2.3 Maintenance & repairs of computer	2.85	27.27	7.13	68.00	11.25	111.01	-60.03	-59.90	-74.67	-75.43
9.2.4 Export / Import of Computer Software	2640.76	25240.65	2973.54	28363.00	3184.91	31420.21	-11.19	-11.01	-17.09	-19.67
9.2.5 Other Computer services	423.33	4046.20	492.11	4694.00	342.11	3375.06	-13.98	-13.80	23.74	19.89
9.3 Information services	11.51	110.00	7.34	70.00	11.15	110.00	56.81	57.14	3.23	0.00
9.3.1 News agency services	7.29	69.67	4.72	45.00	6.42	63.33	54.45	54.82	13.55	10.01
9.3.2 Other information services	4.22	40.33	2.62	25.00	4.73	46.67	61.07	61.32	-10.78	-13.58
10. Other business services	7935.08	75844.44	6375.45	60812.00	5081.81	50133.71	24.46	24.72	56.15	51.28
10.1 Research and development services	116.13	1110.00	42.98	410.00	51.70	510.00	170.20	170.73	124.62	117.65
10.2 Professional and management consulting services	2010.85	19220.00	1684.76	16070.00	1566.09	15450.00	19.36	19.60	28.40	24.40
10.2.1 Legal, accounting, management consulting, and public relations	1621.65	15500.00	1291.61	12320.00	1289.36	12720.00	25.55	25.81	25.77	21.86
10.2.1.1 Legal services	76.37	730.00	67.10	640.00	79.06	780.00	13.82	14.06	-3.40	-6.41
10.2.1.2 Accounting, auditing, bookkeeping, and tax consulting services	163.21	1560.00	107.98	1030.00	78.05	770.00	51.15	51.46	109.11	102.60
10.2.1.3 Business and management consulting and public relations services	1382.07	13210.00	1116.53	10650.00	1132.25	11170.00	23.78	24.04	22.06	18.26
10.2.2 Advertising, market research, and public opinion polling	389.20	3720.00	393.15	3750.00	276.73	2730.00	-1.00	-0.80	40.64	36.26
10.3 Technical, trade-related and other business services	5808.10	55514.44	4647.71	44332.00	3464.02	34173.71	24.97	25.22	67.67	62.45
10.3.1 Architectural, engineering, scientific and other technical services	602.63	5760.00	214.92	2050.00	280.78	2770.00	180.40	180.98	114.63	107.94
10.3.2 Waste treatment and de-pollution, agricultural and mining services	6.28	60.00	11.53	110.00	6.08	60.00	-45.53	-45.45	3.29	0.00
10.3.3 Operating leasing services	35.57	340.00	36.69	350.00	6.08	60.00	-3.05	-2.86	485.03	466.67
10.3.4 Trade-related services	26.29	251.24	16.04	153.00	42.01	414.45	63.90	64.21	-37.42	-39.38
10.3.5 Other business services n.i.e.	5137.33	49103.20	4368.53	41669.00	3129.07	30869.26	17.60	17.84	64.18	59.07
11. Personal, cultural, and recreational services	133.92	1280.00	71.50	682.00	52.71	520.00	87.30	87.68	154.07	146.15
11.1 Audiovisual and related services	108.81	1040.00	45.29	432.00	41.56	410.00	140.25	140.74	161.81	153.66
11.1.1 Audiovisual services	108.55	1037.56	45.19	431.00	41.46	409.00	140.21	140.73	161.82	153.68
11.1.2 Artistic related services	0.26	2.44	0.10	1.00	0.10	1.00	160.00	144.00	160.00	143.76
11.2 Other personal, cultural, & recreational services	25.11	240.00	26.21	250.00	11.15	110.00	-4.20	-4.00	125.20	118.18
12. Government services, n.i.e.	7921.02	75710.00	6593.32	62890.00	77534.19	764900.00	20.14	20.38	-89.78	-90.10
12.1 Embassies and consulates	3408.62	32580.00	1811.62	17280.00	2419.59	23870.00	88.15	88.54	40.88	36.49
12.2 Military units and agencies	323.29	3090.00	1.05	10.00	88.19	870.00	30689.52	30800.00	266.58	255.17
12.3 Other	4189.11	40040.00	4780.65	45600.00	75026.41	740160.00	-12.37	-12.19	-94.42	-94.59

* Provisional ** Revised

Note:1. The data are presented as per 6(EBOPS0.002010) classification aligned with MSITS0.00 2010 classification

10.23 Export of Services by Sector (Detail) (Cummulative)

Description	Rs. in Millions Dollars in Thousands					
	* July - February, 2015 - 2016		** July - February, 2014 - 2015		% Change in July - February, 2015 - 2016 over July - February, 2014 - 2015	
	Rs	\$	Rs	\$	Rs	\$
Services	<u>356,699.86</u>	<u>3,428,836.44</u>	<u>436,197.21</u>	<u>4,316,115.33</u>	-18.23	-20.56
1.Manufacturing services on physical inputs owned by others	0.00	0.00	0.00	0.00	0.00	0.00
1.1 Goods for processing in reporting economy	0.00	0.00	0.00	0.00	0.00	0.00
1.2 Goods for processing abroad	0.00	0.00	0.00	0.00	0.00	0.00
2.Maintenance and repair services n.i.e.	48.89	470.00	667.01	6,600.00	-92.67	-92.88
3. Transport	63,198.88	607,510.00	94,947.17	939,490.00	-33.44	-35.34
3.1 Sea transport	2,003.61	19,260.00	18,686.45	184,900.00	-89.28	-89.58
3.1.1 Passenger	0.00	0.00	0.00	0.00	0.00	0.00
3.1.2 Freight	906.10	8,710.00	1,502.80	14,870.00	-39.71	-41.43
3.1.3 Other	1,097.51	10,550.00	17,183.65	170,030.00	-93.61	-93.80
3.2 Air transport	60,701.17	583,500.00	75,944.40	751,460.00	-20.07	-22.35
3.1.1 Passenger	33,979.13	326,630.00	46,907.13	464,140.00	-27.56	-29.63
3.1.2 Freight	1,558.36	14,980.00	5,643.33	55,840.00	-72.39	-73.17
3.1.3 Other	25,163.68	241,890.00	23,393.94	231,480.00	7.56	4.50
3.3 Road transport	469.17	4,510.00	297.12	2,940.00	57.91	53.40
3.3.1 Passenger	0.00	0.00	0.00	0.00	0.00	0.00
3.3.2 Freight	469.17	4,510.00	297.12	2,940.00	57.91	53.40
3.3.3 Other	0.00	0.00	0.00	0.00	0.00	0.00
3.4 Rail transport	1.00	10.00	0.00	0.00	100.00	100.00
3.4.1 Passenger	0.00	0.00	0.00	0.00	0.00	0.00
3.4.2 Freight	0.00	0.00	0.00	0.00	0.00	0.00
3.4.3 Other	1.00	10.00	0.00	0.00	100.00	100.00
3.5 Postal and courier services	23.93	230.00	19.20	190.00	24.64	21.05
3.6 Electricity transmission	0.00	0.00	0.00	0.00	0.00	0.00
3.7 Other supporting and auxiliary transport service	0.00	0.00	0.00	0.00	0.00	0.00
4. Travel	21,057.63	202,420.00	19,133.15	189,320.00	10.06	6.92
4.1 Business	1,179.69	11,340.00	422.44	4,180.00	179.26	171.29
4.1.1 Acquisition of goods and services by border, seasonal, and other short-term workers	0.00	0.00	0.00	0.00	0.00	0.00
4.1.2 Other	1,179.69	11,340.00	422.44	4,180.00	179.26	171.29
4.2 Personal	19,877.94	191,080.00	18,710.71	185,140.00	6.24	3.21
4.2.1 Health-related expenditure	96.75	930.00	147.55	1,460.00	-34.43	-36.30
4.2.2 Education-related expenditure	651.22	6,260.00	357.76	3,540.00	82.03	76.84
4.2.3 Other	19,129.97	183,890.00	18,205.40	180,140.00	5.08	2.08
4.2.3.1 Religious travel	1.77	17.00	33.53	331.73	-94.72	-94.88
4.2.3.2 Other	19,128.20	183,873.00	18,171.87	179,808.27	5.26	2.26
5.Construction services	2,310.49	22,210.00	2,835.81	28,060.00	-18.52	-20.85
5.1 Construction abroad	2,310.49	22,210.00	2,835.81	28,060.00	-18.52	-20.85
5.2 Construction in the compiling economy	0.00	0.00	0.00	0.00	0.00	0.00
6. Insurance and Pension services	3,571.23	34,329.00	4,468.68	44,217.00	-20.08	-22.36
6.1 Direct Insurance	2,242.04	21,551.96	2,212.63	21,893.68	1.33	-1.56
6.1.1 Life insurance	21.01	201.96	27.66	273.68	-24.04	-26.21
6.1.2 Freight insurance	23.93	230.00	37.39	370.00	-36.00	-37.84
6.1.3 Other direct insurance	2,197.10	21,120.00	2,147.58	21,250.00	2.31	-0.61
6.2 Reinsurance	1,279.64	12,300.74	2,237.74	22,142.17	-42.82	-44.45
6.3 Auxiliary insurance services	49.55	476.30	18.31	181.15	170.62	162.93
6.4 Pension and standardized guarantee services	0.00	0.00	0.00	0.00	0.00	0.00

Contd.

10.23 Export of Services by Sector (Detail) (Cumulative)

Description	Rs. in Millions Dollars in Thousands					
	* July - February, 2015 - 2016		** July - February, 2014 - 2015		% Change in July - February, 2015 - 2016 over July - February, 2014 - 2015	
	Rs	\$	Rs	\$	Rs	\$
7. Financial services	6,535.13	62,820.00	6,662.03	65,920.00	-1.90	-4.70
7.1 Explicitly charged and other financial services	5,796.52	55,720.00	4,489.19	44,420.00	29.12	25.44
7.2 Financial intermediation service charges indirectly measured (FISIM)	738.61	7,100.00	2,172.84	21,500.00	-66.01	-66.98
8. Charges for the use of intellectual services	1,442.89	13,870.00	446.70	4,420.00	223.01	213.80
9. Telecommunication, Computer and information services	50,440.74	484,870.00	53,772.29	532,070.00	-6.20	-8.87
9.1 Telecommunications services	18,238.44	175,320.00	24,499.56	242,420.00	-25.56	-27.68
9.1.1 Call centres	4,759.04	45,747.02	3,770.65	37,310.09	26.21	22.61
9.1.2 Telecommunication services	13,479.40	129,572.98	20,728.91	205,109.91	-34.97	-36.83
9.2 Computer services	32,080.59	308,380.00	29,199.97	288,930.00	9.87	6.73
9.2.1 Hardware consultancy services	181.62	1,745.89	48.21	477.04	276.73	265.99
9.2.2 Software consultancy services	7,925.59	76,185.99	5,339.90	52,837.63	48.42	44.19
9.2.3 Maintenance & repairs of computer	26.14	251.27	58.42	578.02	-55.26	-56.53
9.2.4 Export / Import of Computer Software	20,003.78	192,289.65	20,477.16	202,618.90	-2.31	-5.10
9.2.5 Other Computer services	3,943.46	37,907.20	3,276.28	32,418.41	20.36	16.93
9.3 Information services	121.71	1,170.00	72.76	720.00	67.28	62.50
9.3.1 News agency services	76.32	733.67	39.10	386.93	95.19	89.62
9.3.2 Other information services	45.39	436.33	33.66	333.08	34.85	31.00
10. Other business services	64,997.64	624,800.44	53,129.68	525,711.33	22.34	18.85
10.1 Research and development services	534.71	5,140.00	550.79	5,450.00	-2.92	-5.69
10.2 Professional and management consulting services	14737.85	141670.00	13984.01	138370.00	5.39	2.38
10.2.1 Legal, accounting, management consulting, and public relations	11,726.20	112,720.00	12,198.24	120,700.00	-3.87	-6.61
10.2.1.1 Legal services	623.14	5,990.00	763.02	7,550.00	-18.33	-20.66
10.2.1.2 Accounting, auditing, bookkeeping, and tax consulting services	803.11	7,720.00	471.96	4,670.00	70.16	65.31
10.2.1.3 Business and management consulting and public relations services	10,299.95	99,010.00	10,963.26	108,480.00	-6.05	-8.73
10.2.2 Advertising, market research, and public opinion polling	3,011.65	28,950.00	1,785.77	17,670.00	68.65	63.84
10.3 Technical, trade-related and other business services	49,725.08	477,990.44	38,594.88	381,891.33	28.84	25.16
10.3.1 Architectural, engineering, scientific and other technical services	4,718.78	45,360.00	2,565.98	25,390.00	83.90	78.65
10.3.2 Waste treatment and de-pollution, agricultural and mining services	214.30	2,060.00	59.63	590.00	259.38	249.15
10.3.3 Operating leasing services	173.73	1,670.00	22.23	220.00	681.51	659.09
10.3.4 Trade-related services	230.76	2,218.24	358.87	3,550.99	-35.70	-37.53
10.3.5 Other business services n.i.e.	44,387.51	426,682.20	35,588.17	352,140.33	24.73	21.17
11. Personal, cultural, and recreational services	1,764.03	16,957.00	660.64	6,537.00	167.02	159.40
11.1 Audiovisual and related services	1,404.09	13,497.00	581.81	5,757.00	141.33	134.45
11.1.1 Audiovisual services	1,382.09	13,285.56	505.66	5,003.48	173.32	165.53
11.1.2 Artistic related services	22.00	211.44	76.15	753.52	-71.11	-71.94
11.2 Other personal, cultural, and recreational services	359.94	3,460.00	78.83	780.00	356.60	343.59
12. Government services, n.i.e.	141,332.31	1,358,580.00	199,474.05	1,973,770.00	-29.15	-31.17
12.1 Embassies and consulates	21,031.63	202,170.00	19,612.18	194,060.00	7.24	4.18
12.2 Military units and agencies	13,452.05	129,310.00	11,872.82	117,480.00	13.30	10.07
12.3 Other	106,848.63	1,027,100.00	167,989.05	1,662,230.00	-36.40	-38.21

* Provisional ** Revised

Note: 1. The data are presented as per 6(EBOPS0.002010) classification aligned with MSITS0.00 2010 classification

10.24 Import of Services by Sectors (Detail) (Monthly)

Description	Rs. in Millions Dollars in Thousands									
	* February, 2016		** January, 2016		** February, 2015		% Change in February, 2016 over			
							January, 2016		February, 2015	
	Rs	\$	Rs	\$	Rs	\$	Rs	\$	Rs	\$
Services	55,975.51	535,020.00	58,891.33	561,732.00	64,994.73	641,194.00	-4.95	-4.76	-13.88	-16.56
1.Manufacturing services on physical inputs owned by others	0.00	0.00	0.00	0.00	0.00	0.00	0.00	0.00	0.00	0.00
1.1 Goods for processing in reporting economy	0.00	0.00	0.00	0.00	0.00	0.00	0.00	0.00	0.00	0.00
1.2 Goods for processing abroad	0.00	0.00	0.00	0.00	0.00	0.00	0.00	0.00	0.00	0.00
2.Maintenance and repair services n.i.e.	709.35	6,780.00	710.81	6,780.00	778.48	7,680.00	-0.21	0.00	-8.88	-11.72
3. Transport	22,213.60	212,320.00	23,122.20	220,550.00	33,656.27	332,030.00	-3.93	-3.73	-34.00	-36.05
3.1 Sea transport	12,980.60	124,070.00	13,540.98	129,160.00	17,980.14	177,380.00	-4.14	-3.94	-27.81	-30.05
3.1.1 Passenger	0.00	0.00	0.00	0.00	0.00	0.00	0.00	0.00	0.00	0.00
3.1.2 Freight	11,399.74	108,960.00	12,261.95	116,960.00	16,510.35	162,880.00	-7.03	-6.84	-30.95	-33.10
3.1.3 Other	1,580.86	15,110.00	1,279.03	12,200.00	1,469.79	14,500.00	23.60	23.85	7.56	4.21
3.2 Air transport	8,990.27	85,930.00	9,335.90	89,050.00	15,190.59	149,860.00	-3.70	-3.50	-40.82	-42.66
3.1.1 Passenger	5,246.85	50,150.00	5,257.67	50,150.00	9,232.34	91,080.00	-0.21	0.00	-43.17	-44.94
3.1.2 Freight	1,533.78	14,660.00	1,820.00	17,360.00	1,764.77	17,410.00	-15.73	-15.55	-13.09	-15.80
3.1.3 Other	2,209.64	21,120.00	2,258.23	21,540.00	4,193.48	41,370.00	-2.15	-1.95	-47.31	-48.95
3.3 Road transport	95.21	910.00	117.21	1,118.00	179.42	1,770.00	-18.77	-18.60	-46.93	-48.59
3.3.1 Passenger	0.00	0.00	0.00	0.00	0.00	0.00	0.00	0.00	0.00	0.00
3.3.2 Freight	95.21	910.00	117.21	1,118.00	171.31	1,690.00	-18.77	-18.60	-44.42	-46.15
3.3.3 Other	0.00	0.00	0.00	0.00	8.11	80.00	0.00	0.00	-100.00	-100.00
3.4 Rail transport	51.27	490.00	63.11	602.00	92.24	910.00	-18.76	-18.60	-44.42	-46.15
3.4.1 Passenger	51.27	490.00	63.11	602.00	92.24	910.00	-18.76	-18.60	-44.42	-46.15
3.4.2 Freight	0.00	0.00	0.00	0.00	0.00	0.00	0.00	0.00	0.00	0.00
3.4.3 Other	0.00	0.00	0.00	0.00	0.00	0.00	0.00	0.00	0.00	0.00
3.5 Postal and courier services	96.25	920.00	65.00	620.00	213.88	2,110.00	48.08	48.39	-55.00	-56.40
3.6 Electricity transmission	0.00	0.00	0.00	0.00	0.00	0.00	0.00	0.00	0.00	0.00
3.7 Other supporting and auxiliary transport service	0.00	0.00	0.00	0.00	0.00	0.00	0.00	0.00	0.00	0.00
4. Travel	10,781.41	103,050.00	13,205.51	125,960.00	8,503.52	83,890.00	-18.36	-18.19	26.79	22.84
4.1 Business	471.85	4,510.00	386.86	3,690.00	378.09	3,730.00	21.97	22.22	24.80	20.91
4.1.1 Acquisition of goods and services by border, seasonal, and other short-term workers	0.00	0.00	0.00	0.00	0.00	0.00	0.00	0.00	0.00	0.00
4.1.2 Other	471.85	4,510.00	386.86	3,690.00	378.09	3,730.00	21.97	22.22	24.80	20.91
4.2 Personal	10,309.56	98,540.00	12,818.65	122,270.00	8,125.43	80,160.00	-19.57	-19.41	26.88	22.93
4.2.1 Health-related expenditure	24.06	230.00	17.82	170.00	19.26	190.00	35.02	35.29	24.92	21.05
4.2.2 Education-related expenditure	815.01	7,790.00	2,084.20	19,880.00	1,020.75	10,070.00	-60.90	-60.81	-20.16	-22.64
4.2.3 Other	9,470.49	90,520.00	10,716.63	102,220.00	7,085.42	69,900.00	-11.63	-11.45	33.66	29.50
4.2.3.1 Religious travel	0.00	0.00	0.00	0.00	0.00	0.00	0.00	0.00	0.00	0.00
4.2.3.2 Other	9,470.49	90,520.00	10,716.63	102,220.00	7,085.42	69,900.00	-11.63	-11.45	33.66	29.50
5.Construction services	0.00	0.00	215.97	2,060.00	0.00	0.00	-100.00	-100.00	0.00	0.00
5.1 Construction abroad	0.00	0.00	0.00	0.00	0.00	0.00	0.00	0.00	0.00	0.00
5.2 Construction in the compiling economy	0.00	0.00	215.97	2,060.00	0.00	0.00	-100.00	-100.00	0.00	0.00
6. Insurance and Pension services	2,897.01	27,690.00	827.07	7,889.00	1,925.94	19,000.00	250.27	251.00	50.42	45.74
6.1 Direct Insurance	462.23	4,418.07	97.50	930.00	548.44	5,410.48	374.08	375.06	-15.72	-18.34
6.1.1 Life insurance	0.84	8.07	0.00	0.00	0.05	0.48	100.00	100.00	1580.00	1570.81
6.1.2 Freight insurance	41.85	400.00	73.39	700.00	401.41	3,960.00	-42.98	-42.86	-89.57	-89.90
6.1.3 Other direct insurance	419.54	4,010.00	24.11	230.00	146.98	1,450.00	1640.11	1643.48	185.44	176.55
6.2 Reinsurance	2,431.19	23,237.58	724.75	6,913.00	1,364.99	13,466.10	235.45	236.14	78.11	72.56
6.3 Auxiliary insurance services	3.59	34.35	4.82	46.00	12.51	123.41	-25.52	-25.33	-71.30	-72.17
6.4 Pension and standardized guarantee services	0.00	0.00	0.00	0.00	0.00	0.00	0.00	0.00	0.00	0.00

Contd.

10.24 Import of Services by Sectors (Detail) (Monthly)

Description	Rs. in Millions Dollars in Thousands									
	* February, 2016		** January, 2016		** February, 2015		% Change in February, 2016 over			
							January, 2016		February, 2015	
	Rs	\$	Rs	\$	Rs	\$	Rs	\$	Rs	\$
7. Financial services	1,130.98	10,810.00	1,069.36	10,200.00	1,202.19	11,860.00	5.76	5.98	-5.92	-8.85
7.1 Explicitly charged and other financial services	1,130.98	10,810.00	1,069.36	10,200.00	999.46	9,860.00	5.76	5.98	13.16	9.63
7.2 Financial intermediation service charges indirectly measured (FISIM)	0.00	0.00	0.00	0.00	202.73	2,000.00	0.00	0.00	-100.00	-100.00
8. Charges for the use of intellectual services	2,201.27	21,040.00	957.18	9,130.00	1,836.74	18,120.00	129.97	130.45	19.85	16.11
9. Telecommunication, Computer and information services	2,928.41	27,990.00	2,540.24	24,230.00	4,685.10	46,220.00	15.28	15.52	-37.50	-39.44
9.1 Telecommunications services	973.00	9,300.00	845.00	8,060.00	3,332.89	32,880.00	15.15	15.38	-70.81	-71.72
9.1.1 Call centres	2.17	20.74	0.63	6.00	0.00	0.00	244.44	245.67	100.00	100.00
9.1.2 Telecommunication services	970.83	9,279.26	844.37	8,054.00	3,332.89	32,880.00	14.98	15.21	-70.87	-71.78
9.2 Computer services	1,778.60	17,000.00	1,423.71	13,580.00	1,260.98	12,440.00	24.93	25.18	41.05	36.66
9.2.1 Hardware consultancy services	14.73	140.76	0.00	0.00	7.40	73.03	100.00	100.00	99.05	92.75
9.2.2 Software consultancy services	1,307.73	12,499.39	1,044.30	9,961.00	1,024.52	10,107.20	25.23	25.48	27.64	23.67
9.2.3 Maintenance & repairs of computer	125.01	1,194.89	155.37	1,482.00	76.04	750.15	-19.54	-19.37	64.40	59.29
9.2.4 Export / Import of Computer Software	215.38	2,058.64	129.06	1,231.00	43.80	432.13	66.88	67.23	391.74	376.39
9.2.5 Other Computer services	115.75	1,106.32	94.98	906.00	109.22	1,077.49	21.87	22.11	5.98	2.68
9.3 Information services	176.81	1,690.00	271.53	2,590.00	91.23	900.00	-34.88	-34.75	93.81	87.78
9.3.1 News agency services	118.43	1,131.99	133.46	1,273.00	83.54	824.12	-11.26	-11.08	41.76	37.36
9.3.2 Other information services	58.38	558.01	138.07	1,317.00	7.69	75.88	-57.72	-57.63	659.17	635.37
10. Other business services	10,990.68	105,050.00	12,584.86	120,040.00	9,322.56	91,970.00	-12.67	-12.49	17.89	14.22
10.1 Research and development services	6.28	60.00	12.58	120.00	13.18	130.00	-50.08	-50.00	-52.35	-53.85
10.2 Professional and management consulting services	827.57	7,910.00	675.16	6,440.00	350.73	3,460.00	22.57	22.83	135.96	128.61
10.2.1 Legal, accounting, management consulting, and public relations	575.43	5,500.00	223.30	2,130.00	140.90	1,390.00	157.69	158.22	308.40	295.68
10.2.1.1 Legal services	482.31	4,610.00	65.00	620.00	78.05	770.00	642.02	643.55	517.95	498.70
10.2.1.2 Accounting, auditing, bookkeeping, and tax consulting services	3.14	30.00	5.24	50.00	10.14	100.00	-40.08	-40.00	-69.03	-70.00
10.2.1.3 Business and management consulting and public relations services	89.98	860.00	153.06	1,460.00	52.71	520.00	-41.21	-41.10	70.71	65.38
10.2.2 Advertising, market research, and public opinion polling	252.14	2,410.00	451.86	4,310.00	209.83	2,070.00	-44.20	-44.08	20.16	16.43
10.3 Technical, trade-related and other business services	10,156.83	97,080.00	11,897.12	113,480.00	8,958.65	88,380.00	-14.63	-14.45	13.37	9.84
10.3.1 Architectural, engineering, scientific and other technical services	1,700.13	16,250.00	1,028.47	9,810.00	1,028.86	10,150.00	65.31	65.65	65.24	60.10
10.3.2 Waste treatment and de-pollution, agricultural and mining services	3.14	30.00	2.10	20.00	3.04	30.00	49.52	50.00	3.29	0.00
10.3.3 Operating leasing services	1,158.18	11,070.00	1,318.87	12,580.00	694.35	6,850.00	-12.18	-12.00	66.80	61.61
10.3.4 Trade-related services	5.57	53.22	2.10	20.00	41.51	409.48	165.24	166.10	-86.58	-87.00
10.3.5 Other business services n.i.e.	7,289.81	69,676.78	9,545.58	91,050.00	7,190.89	70,940.52	-23.63	-23.47	1.38	-1.78
11. Personal, cultural, and recreational services	92.06	880.00	97.81	933.00	49.06	484.00	-5.88	-5.68	87.65	81.82
11.1 Audiovisual and related services	71.14	680.00	27.57	263.00	29.80	294.00	158.03	158.56	138.72	131.29
11.1.1 Audiovisual services	70.65	675.30	27.57	263.00	29.69	292.94	156.26	156.77	137.96	130.52
11.1.2 Artistic related services	0.49	4.70	0.00	0.00	0.11	1.06	100.00	100.00	345.45	345.08
11.2 Other personal, cultural, and recreational services	20.92	200.00	70.24	670.00	19.26	190.00	-70.22	-70.15	8.62	5.26
12. Government services, n.i.e.	2,030.74	19,410.00	3,560.32	33,960.00	3,034.87	29,940.00	-42.96	-42.84	-33.09	-35.17
12.1 Embassies and consulates	589.03	5,630.00	532.58	5,080.00	1,402.89	13,840.00	10.60	10.83	-58.01	-59.32
12.2 Military units and agencies	8.37	80.00	16.77	160.00	9.12	90.00	-50.09	-50.00	-8.22	-11.11
12.3 Other	1,433.34	13,700.00	3,010.97	28,720.00	1,622.86	16,010.00	-52.40	-52.30	-11.68	-14.43

* Provisional ** Revised

Note: 1. The data are presented as per 6(EBOPS0.002010) classification aligned with MSITS0.00 2010 classification

10.25 Import of Services by Sector (Detail) (Cummulative)

Description	Rs. in Millions					
	Dollars in Thousands					
	* July - February, 2015 - 2016		** July - February, 2014 - 2015		% Change in July - February, 2015 - 2016 over July - February, 2014 - 2015	
	Rs	\$	Rs	\$	Rs	\$
Services	512,831.81	4,891,620.00	604,853.15	5,769,361.00	-15.21	-15.21
1.Manufacturing services on physical inputs owned by others	0.00	0.00	0.00	0.00	0.00	0.00
1.1 Goods for processing in reporting economy	0.00	0.00	0.00	0.00	0.00	0.00
1.2 Goods for processing abroad	0.00	0.00	0.00	0.00	0.00	0.00
2.Maintenance and repair services n.i.e.	7,931.06	75,650.00	5,206.30	49,660.00	52.34	52.34
3. Transport	204,240.13	1,948,134.00	287,126.45	2,738,741.00	-28.87	-28.87
3.1 Sea transport	111,013.85	1,058,900.00	182,737.26	1,743,030.00	-39.25	-39.25
3.1.1 Passenger	0.00	0.00	0.00	0.00	0.00	0.00
3.1.2 Freight	100,516.34	958,770.00	171,884.34	1,639,510.00	-41.52	-41.52
3.1.3 Other	10,497.51	100,130.00	10,852.92	103,520.00	-3.27	-3.27
3.2 Air transport	91,240.20	870,290.00	99,300.21	947,170.00	-8.12	-8.12
3.1.1 Passenger	53,099.83	506,490.00	61,180.81	583,570.00	-13.21	-13.21
3.1.2 Freight	14,903.89	142,160.00	18,669.70	178,080.00	-20.17	-20.17
3.1.3 Other	23,236.48	221,640.00	19,449.70	185,520.00	19.47	19.47
3.3 Road transport	958.44	9,142.00	3,046.20	29,056.00	-68.54	-68.54
3.3.1 Passenger	0.00	0.00	1,258.07	12,000.00	-100.00	-100.00
3.3.2 Freight	899.73	8,582.00	1,708.45	16,296.00	-47.34	-47.34
3.3.3 Other	58.71	560.00	79.68	760.00	-26.32	-26.32
3.4 Rail transport	484.57	4,622.00	919.96	8,775.00	-47.33	-47.33
3.4.1 Passenger	484.57	4,622.00	919.96	8,775.00	-47.33	-47.33
3.4.2 Freight	0.00	0.00	0.00	0.00	0.00	0.00
3.4.3 Other	0.00	0.00	0.00	0.00	0.00	0.00
3.5 Postal and courier services	543.07	5,180.00	1,122.82	10,710.00	-51.63	-51.63
3.6 Electricity transmission	0.00	0.00	0.00	0.00	0.00	0.00
3.7 Other supporting and auxiliary transport service	0.00	0.00	0.00	0.00	0.00	0.00
4. Travel	100,814.09	961,610.00	105,894.58	1,010,070.00	-4.80	-4.80
4.1 Business	2,642.99	25,210.00	2,070.57	19,750.00	27.65	27.65
4.1.1 Acquisition of goods and services by border, seasonal, and other short-term workers	0.00	0.00	0.00	0.00	0.00	0.00
4.1.2 Other	2,642.99	25,210.00	2,070.57	19,750.00	27.65	27.65
4.2 Personal	98,171.10	936,400.00	103,824.01	990,320.00	-5.44	-5.44
4.2.1 Health-related expenditure	228.55	2,180.00	133.15	1,270.00	71.65	71.65
4.2.2 Education-related expenditure	9,907.27	94,500.00	11,619.29	110,830.00	-14.73	-14.73
4.2.3 Other	88,035.28	839,720.00	92,071.57	878,220.00	-4.38	-4.38
4.2.3.1 Religious travel	7,816.26	74,555.00	8,160.42	77,837.75	-4.22	-4.22
4.2.3.2 Other	80,219.02	765,165.00	83,911.15	800,382.25	-4.40	-4.40
5.Construction services	2,134.52	20,360.00	462.34	4,410.00	361.68	361.68
5.1 Construction abroad	0.00	0.00	0.00	0.00	0.00	0.00
5.2 Construction in the compiling economy	2,134.52	20,360.00	462.34	4,410.00	361.68	361.68
6. Insurance and Pension services	17,253.43	164,571.00	20,152.75	192,226.00	-14.39	-14.39
6.1 Direct Insurance	4,550.43	43,404.07	7,543.24	71,950.87	-39.68	-39.68
6.1.1 Life insurance	3.57	34.07	0.09	0.87	3866.67	3820.60
6.1.2 Freight insurance	880.65	8,400.00	4,670.57	44,550.00	-81.14	-81.14
6.1.3 Other direct insurance	3,666.21	34,970.00	2,872.58	27,400.00	27.63	27.63
6.2 Reinsurance	12,253.94	116,883.58	11,990.78	114,373.40	2.19	2.19
6.3 Auxiliary insurance services	449.06	4,283.35	618.73	5,901.73	-27.42	-27.42
6.4 Pension and standardized guarantee services	0.00	0.00	0.00	0.00	0.00	0.00

Contd.

10.25 Import of Services by Sector (Detail) (Cummulative)

Description	Rs. in Millions Dollars in Thousands					
	* July - February, 2015 - 2016		** July - February, 2014 - 2015		% Change in July - February, 2015 - 2016 over July - February, 2014 - 2015	
	Rs	\$	Rs	\$	Rs	\$
7. Financial services	13,629.05	130,000.00	15,653.49	149,310.00	-12.93	-12.93
7.1 Explicitly charged and other financial services	13,209.69	126,000.00	14,290.58	136,310.00	-7.56	-7.56
7.2 Financial intermediation service charges indirectly measured (FISIM)	419.36	4,000.00	1,362.91	13,000.00	-69.23	-69.23
8. Charges for the use of intellectual services	11,781.79	112,380.00	10,383.24	99,040.00	13.47	13.47
9. Telecommunication, Computer and information services	26,940.44	256,970.00	28,827.53	274,970.00	-6.55	-6.55
9.1 Telecommunications services	14,842.03	141,570.00	17,044.70	162,580.00	-12.92	-12.92
9.1.1 Call centres	15.17	144.74	2.20	20.97	589.55	590.39
9.1.2 Telecommunication services	14,826.86	141,425.26	17,042.50	162,559.04	-13.00	-13.00
9.2 Computer services	10,862.36	103,610.00	10,812.02	103,130.00	0.47	0.47
9.2.1 Hardware consultancy services	42.75	407.76	32.25	307.66	32.56	32.54
9.2.2 Software consultancy services	7,773.95	74,151.39	8,093.88	77,203.11	-3.95	-3.95
9.2.3 Maintenance & repairs of computer	748.43	7,138.89	617.65	5,891.41	21.17	21.17
9.2.4 Export / Import of Computer Software	1,158.33	11,048.64	774.34	7,385.99	49.59	49.59
9.2.5 Other Computer services	1,138.90	10,863.32	1,293.90	12,341.84	-11.98	-11.98
9.3 Information services	1,236.05	11,790.00	970.81	9,260.00	27.32	27.32
9.3.1 News agency services	735.55	7,015.99	657.57	6,272.16	11.86	11.86
9.3.2 Other information services	500.50	4,774.01	313.24	2,987.84	59.78	59.78
10. Other business services	96,645.69	921,850.00	94,213.74	898,653.00	2.58	2.58
10.1 Research and development services	63.95	610.00	81.77	780.00	-21.79	-21.79
10.2 Professional and management consulting services	6,715.98	64,060.00	8,978.40	85,640.00	-25.20	-25.20
10.2.1 Legal, accounting, management consulting, and public relations	4,257.51	40,610.00	6,210.65	59,240.00	-31.45	-31.45
10.2.1.1 Legal services	1,977.26	18,860.00	1,445.73	13,790.00	36.77	36.77
10.2.1.2 Accounting, auditing, bookkeeping, and tax consulting services	145.73	1,390.00	186.61	1,780.00	-21.91	-21.91
10.2.1.3 Business and management consulting and public relations services	2,134.52	20,360.00	4,578.31	43,670.00	-53.38	-53.38
10.2.2 Advertising, market research, and public opinion polling	2,458.47	23,450.00	2,767.75	26,400.00	-11.17	-11.17
10.3 Technical, trade-related and other business services	89,865.76	857,180.00	85,153.57	812,233.00	5.53	5.53
10.3.1 Architectural, engineering, scientific and other technical services	8,937.51	85,250.00	8,887.19	84,770.00	0.57	0.57
10.3.2 Waste treatment and de-pollution, agricultural and mining services	20.97	200.00	1,406.94	13,420.00	-98.51	-98.51
10.3.3 Operating leasing services	8,011.78	76,420.00	8,325.25	79,410.00	-3.77	-3.77
10.3.4 Trade-related services	40.49	386.22	462.05	4,407.24	-91.24	-91.24
10.3.5 Other business services n.i.e.	72,855.01	694,923.78	66,072.14	630,225.76	10.27	10.27
11. Personal, cultural, and recreational services	519.47	4,955.00	632.28	6,031.00	-17.84	-17.84
11.1 Audiovisual and related services	377.94	3,605.00	514.86	4,911.00	-26.59	-26.59
11.1.1 Audiovisual services	366.02	3,491.30	434.04	4,140.08	-15.67	-15.67
11.1.2 Artistic related services	11.92	113.70	80.82	770.92	-85.25	-85.25
11.2 Other personal, cultural, and recreational services	141.53	1,350.00	117.42	1,120.00	20.53	20.54
12. Government services, n.i.e.	30,942.14	295,140.00	36,300.45	346,250.00	-14.76	-14.76
12.1 Embassies and consulates	6,741.14	64,300.00	11,047.92	105,380.00	-38.98	-38.98
12.2 Military units and agencies	109.03	1,040.00	149.92	1,430.00	-27.27	-27.27
12.3 Other	24,091.97	229,800.00	25,102.61	239,440.00	-4.03	-4.03

* Provisional ** Revised

Note: 1. The data are presented as per 6(EBOPS0.002010) classification aligned with MSITS0.00 2010 classification

REGIONAL AND FIELD OFFICES OF PAKISTAN BUREAU OF STATISTICS

PUNJAB

Chief Statistical Officer,
Regional Office,
Pakistan Bureau of Statistics,
Gul Plaza, (1st & 2nd Floor),
I.J. Principal Road,
Near Pindora Chungi,
Rawalpindi
Phone: 051- 4411528)
Fax 051 - 4410474

Statistical Officer (I/C),
Regional Office,
Pakistan Bureau of Statistics,
USAID Building,
Gurumangat Road,
Gulberg-III,
Lahore.
Phone & Fax:042-99263266
Email:lhrfbs@lhr.comsats.net.pk

Statistical Officer (I/C),
Regional Office,
Pakistan Bureau of Statistics,
House # 20, Block-T,
New Multan Colony, Rahim Chowk,
Masoom Shah Road,
Multan.
Phone & Fax:061-9220177
E-mail:muxfbs@brain.net.pk

Chief Statistical Officer,
Regional Office,
Pakistan Bureau of Statistics,
51-A, Satellite Town,
Gujranwala.
Phone & Fax: 055-9200418

Chief Statistical Officer,
Regional Office,
Pakistan Bureau of Statistics,
House # 04, Rehman Town,
Satyana Road,
Faisalabad.
Phone & Fax: 041-9220049
E-mail:fsdfbs@fsd.comsats.net.pk

Chief Statistical Officer,
Regional Office,
Pakistan Bureau of Statistics,
House # 5, Aziz Park
Session Road
Sargodha
Phone:048-9230411

Chief Statistical Officer,
Regional Office,
Pakistan Bureau of Statistics,
9-A (Ground Floor), Block-X
Rafi Qamar Road, Satellite Town,
Bahawalpur.
Phone & Fax: 062-9250026

Statistical Officer(I/C),
Field Office,
Pakistan Bureau of Statistics,
Capital Road,
Near Masjid Abdur Rashid
Jinnah Town,
Sialkot.
Phone & Fax: 052 - 4262644
E-mail:sktfbs@skt.comsats.net.pk

Statistical Officer(I/C),
Field Office,
Pakistan Bureau of Statistics,
Building # 09-D-3(X)
Amar Colony,
Jhang Saddar.
Phone & Fax: 047-9200194

Statistical Officer(I/C),
Field Office.
Pakistan Bureau of Statistics,
House at Khasra #51/11/1/3/2
(G.F), Chak#9/W.B.(Behind
Cooperative Workshop),
Burawala Road,
Vehari.
Phone & Fax: 067-3364219

Statistical Officer (I/C),
Field Office,
Pakistan Bureau of Statistics,
House # 213/ D,
Mohallah Mir Abdullah Khan Rokri,
Mianwali.
Phone: 045-9231626
Fax: 045-9233700

Statistical Officer (I/C),
Field Office,
Pakistan Bureau of Statistics
House # H 224-c, Ground Floor
Street # 4, Khyaban-e-Sarwar,
Dera Ghazi Khan.
Phone: 064-2401850

Statistical Officer(I/C),
Field Office,
Pakistan Bureau of Statistics,
House # 7, (G.F.), Street #1,
Azam Town, Mud Darbari,
Rahim Yar Khan.
Phone & Fax: 068-5871754

Statistical Officer (I/C),
Field Office,
Pakistan Bureau of Statistics,
House # 43 B-7, Gulistan Colony,
Near Govt. Girls College
Sahiwal.
Phone: 040-9200242

Statistical Officer(I/C),
Field Office,
Pakistan Bureau of Statistics,
Building # 192, Khan Baba Road,
Bahawalnagar.
Phone & Fax: 063-9240049

SINDH:

Chief Statistical Officer,
Regional Office,
Pakistan Bureau of Statistics,
1-B, S.M.C.H. Society
Karachi.
Phone & Fax: 021- 34557933
Email:khifbs@khi.comsats.net.pk

Chief Statistical Officer,
Regional Office,
Pakistan Bureau of Statistics,
Bungalow # A-46, G.O.R. Colony,
Unit # 1, Latifabad,
Hyderabad.
Fax & Phone: 022-9200641

Chief Statistical Officer,
Regional Office,
Pakistan Bureau of Statistics,
Bungalow # 10-A,
Professor Housing Society,
Shikarpur Road,
Sukkur.
Phone & Fax: 071-5807132

Chief Statistical Officer,
Regional Office,
Pakistan Bureau of Statistics,
Building # 45/17, Ward "C",
Near Shah Latif Market,
Lohari Mohallah,
Larkana.
(Phone: 074-9410010)
Fax:074-4054438

Statistical Officer(I/C),
Field Office,
Pakistan Bureau of Statistics,
House # 180,
Um-e-Hain, Near satari
Cotton Factory, Ring Road
Mirpur Khas.
Phone & Fax: -0233-923096

Statistical Officer(I/C),
Field Office,
Pakistan Bureau of Statistics,
House # 68, Mubariak Colony,
Jam sahib Road,
Nawabshah.
Phone & Fax: 0244-9370311

Statistical Officer(I/C),
Field Office,
Pakistan Bureau of Statistics,
House # 199 Marakhpur,
Opp. DHO Office,
Sehwan Road, Dadu Town,
Dadu.
Phone & Fax: 025-9200345

Statistical Officer(I/C),
Field Office,
Pakistan Bureau of Statistics,
House # 292-I, 1st Family line,
Shah Abdul Latif Road,
Near Rifil Naka,
Jacobabad.
Phone : 0722-653403

KHYBER PAKHTOON KHWA

Chief Statistical Officer,
Regional Office,
Pakistan Bureau of Statistics,
State Life Insurance Building,
2nd Floor, 34-The Mall,
Peshawar Cantt.
Phone: 091-9213097
Fax – 091-9213098
E-mail:pshfbs@pes.comsats.net.pk

Chief Statistical Officer,
Regional Office,
Pakistan Bureau of Statistics,
Building #558-D,
Mohallah Ghazni Khel,
Bannu.
Phone & Fax: 0928-9270191

Statistical Officer (I/C),
Regional Office,
Pakistan Bureau of Statistics,
Shams-ur-Rehman Building,
Near Nadra Office, Rahimabad,
G.T. Road,
Mingora/Swat.
Phone: 0946-9240283

Chief Statistical Officer,
Regional Office,
Pakistan Bureau of Statistics,
Bungalow # 896, Mansehra Road,
Post office Jhangi,
Abbottabad.
Phone & Fax: 0992-9310231

Chief Statistical Officer,
Regional Office,
Pakistan Bureau of Statistics,
House # A-3,
Shah Jhan Sheed Town,
Near Coach Adda of Bannu
Dera Ismail Khan.
Phone:0966-9280279

BALOCHISTAN:

Chief Statistical Officer,
Regional Office,
Pakistan Bureau of Statistics,
Chandio House No.2,
Arbab Karam Khan Road,
Near Elementary College,
Quetta.
Phone: 081-9239804
Fax:081-2471126

Statistical Officer(I/C),
Field Office,
Pakistan Bureau of Statistics,
Dak Khana Road, Near Civil Hospital,
Singani Sar,
Turbat.
Phone: 0852-412267
Fax:0852-413383

Statistical Officer (I/C),
Field Office,
Pakistan Bureau of Statistics,
Haroon Market,
Opp:Girls High School,
Hospital Road,
Khuzdar.
Phone & Fax: 0848-412760

Statistical Officer (I/C),
Field Office,
Pakistan Bureau of Statistics,
Building # 2-II/E,
Hazara Mohallah,
Loralai.
Phone & Fax: 0824-660560

NORTHERN AREAS:

Statistical Officer (I/C),
Field Office,
Pakistan Bureau of Statistics,
Madina Supper Market,
Near Taj Hotel,
Gilgit.
Phone & Fax: 05811-920762

AZAD KASHMIR:

Chief Statistical officer,
Regional Office,
Pakistan Bureau of Statistics,
Street # 13, D-38,
Upper Chattar Housing Scheme
Muzaffarabad.
Phone & Fax: 05822-921113

SYMBOLS, ABBREVIATIONS AND CONVERSION

<p>E Estimated P/* Provisional, Preliminary R/r Revised - Nil .. Negligible ... Not available % Percentage Admn Administration ALOOCHA A kind of fruit ARVI A type of root vegetable AV. Average BABUL A kind of fire wood BBLs. Barrels BIRYANI A dish of rice prepared BOT. Bottle CAP. Capsule CFT. Cubic feet CH. Charge CHAPATI A kind of bread CIG. Cigarette Comm. Communication CRT. Carton / Crate CUM./CM. Cubic meter DESI. Indigenous Distt. Distribution DOZ Dozen ENG. English EX. Exercise GLS. Glass GM. Gram H.OP. Hand operated HP. Horse power INJ. Injection KHADDI Hand-loom KIKAR A kind of fire wood KG. Kilogram KM. Kilometer KORMA A variety of meat curry KWH. Kilowatt / hour LB. Pound</p>	<p>LTR. Litre LUNGI A kind of cloth MALTA & MOSAMBI A variety of Orange MED. Medium MG. Milligram MMCFT. Million cubic feet MN. Million M/o. Ministry of MTR. Meter MT. Metric Ton ML. Milliliter NES. Not else where specified NO. Number NR. Not reported N.S. Not specified PKT. Packet PC. Piece QLTY. Quality QTY. Quantity RASGULLA A form of sweetmeat R.P.M. Revolution per minute RS. Rupees SAMOSA A form of patty SHAL. Shalwar SHEESHAM A variety of sup. Qty. Wood. Sq. Square SQM. Square meter SUP. Superior STND. Standard SQFT. Square feet SYN. Synthetic THNO. Thousand number TAB. Table TANDOORI Oven-Baked TKT. Ticket TL. Tube light TOTA. Broken rice UNI. Uniform Urd. Urdu VEG. Vegetable W. Watt</p>	<p>One Metric Ton 2004 Lbs. 1000 Kgs One Ton 1.0160 M.Tons (2240 Lbs.) 27.22 Maunds 1016.04 Kgs. 1.0610 M. Tons 20 Hundred weight One Pound 0.4536 Kg. 16 Oz. 0.4861 Seer One Ounce 28.35 Gms. One Kilogram 2.2046 Lbs. 0.0197 Hundred weight 0.0268 Maund 1.0717 Seers One Hundred weight (112 Lbs.) 50.8932 Kgs. 1.3610 Maunds One Gram 0.0857 Tola One Tonne 0.9842 Long Ton 1.1023 Short Ton One Bale (Cotton) 170.0971 Kilograms (375 Lbs.) 4.5571 Maunds</p>
LIQUID		
<p>One Imperial (Gallon) 4.5435 Ltrs. One Litre 0.2199 Imperial Gallon</p>		
LENGTH		
<p>One Mile 1.6093 Kms. 1760 Yards One Yard 0.9144 Meter One Foot 0.3048 Meter One Kilometer 0.6214 mile One Meter 1.0936 Yards One Square Mile 2.5899 Sq. Kilometer 640 Acres 258.9984 Hectares One Acre .4074 Hectare 4840 Sq. Yards. One Square Kilometer 0.3861 Sq. Mile 100 Hectares One Hectare 2.4711 Acres One Square Yards 0.8361 Sq. meter. One Cubic Meter 35.3147 Cubic feet</p>		

SELECTED PUBLICATIONS OF PAKISTAN BUREAU OF STATISTICS

01. Monthly Bulletin of Statistics
 02. Review of Foreign Trade
 03. Pakistan Statistical Pocket Book
 04. Pakistan Statistical Yearbook
 05. Foreign Trade Statistics of Pakistan Imports (two volumes)
 06. Foreign Trade Statistics of Pakistan Exports (one volume)
 07. Labour Force Survey
 08. Brochure of National Accounts
 09. Pakistan Demographic Survey
 10. Census of Manufacturing Industries
 11. Survey of Small Household Manufacturing Industries
 12. Rent Survey of Dwellings
 13. Socio Economic Indicators at District Level
(Punjab, Sindh, Khyber Pakhtoon Khwa & Balochistan)
 14. Census of Private Educational Institutions in Pakistan
 15. Census of Software Industry and related services of Pakistan
 16. Supply & Use Table of Pakistan
 17. Mechanized Road Transport Survey
 18. Survey of Private Recreational, Cultural & Entertainment Services
 19. Survey of Private Laundry, Dry Cleaning & Dyeing Services
 20. Survey of Private Medical, Dental & Other Health Services
 21. Survey of Private Educational Services
 22. Pakistan, 2000 – An Official Hand Book on Statistics
 23. 50 Years of Pakistan in Statistics (Four Volumes)
 24. Pakistan Social & Living Standard Measurement Survey National/Provincial
 25. Household Integrated Economic Survey (HIES) National/Provincial
-

**SALE CENTERS WHERE PAKISTAN BUREAU OF STATISTICS
PUBLICATIONS ARE AVAILABLE**

ISLAMABAD

6 – Mauve Area, G-8/4.
Taleemi Chowk
Phone # 051 - 926 11 25
051 - 226 13 72

RAWALPINDI

NBF Book Shop
178-B, Sarwar Road,
Rawalpindi Cantt.
Phone # 051 – 927 25 30

WAH CANTT

NBF Book Shop
Central Library Premises
Phone # 051- 931 40 04

LAHORE

NBF Book Shop
56/57 Shadman Colony,
Shadman Market,
Phone # 042 – 755 01 61 &
753 03 29
Fax # 042 – 758 77 35

FAISALABAD

NBF Book Shop
Shop No.10,
Hashmi Hall Shopping Centre,
University of Agriculture,
Phone # 041 – 264 81 79

MULTAN

NBF Book Shop
Plot # 4-5-6, M.D.A. Road,
Near Multan Art Council
Phone # 061 – 920 12 81

BAHAWALPUR

NBF Book Shop
Quaid-e-Azam Medical College,
Near Library.
Cell # 0301 – 724 76 13

PESHAWAR

NBF Book Shop
Phase-V, Sector B-2,
Plot No.36-37,
Hayatabad.
Phone # 091 – 589 27 44
921 72 73
Fax # 091 921 72 73

NBF Book Shop

48/D, F-6, Jamrud Road,
University Town,
Phone # 091 – 921 69 03
Fax # 091 – 921 69 04

BANNU

Old Municipal Library Premises,
Near to Qazi Muhib Stadium,
Cell # 0346 – 915 50 18

KOHAT

3rd Block, 1st Floor,
Distt. Govt. Complex

D.I. KHAN

NBF Book Shop
C/o. Executive Distt. Officer,
Literacy, Sports and Education,
Phone # 0961 – 928 01 29

ABBOTABAD

Public Library
1st Floor, Jalal Baba Auditorium,
Phone # 0992 – 931 02 91

KARACHI

National Book Foundation
(Regional Office)
Liaquat Memorial Library Premises,
Ground Floor, Stadium Road,
Phone # 021– 923 18 06 & 923 10 88
Fax # 923 10 89

HYDERABAD

NBF Book Shop
GOR Colony,
C-22, Latifabad No.1,
Phone # 022 – 931 08 92

JAMSHORO

Shop No.14, Liaquat University of
Medical & Health Science

NAWABSHAH

M.H. Khawaja DC High School,
Opp. NMC Hospital Road
Cell # 0301 – 389 58 46

SUKKUR

Public Library
Old Sukkur,
Phone # 071 – 562 51 03

LARKANA

NBF Book Shop
Chandka Medical College
Main Gate
Phone # 0741-941 02 29

JACOBABAD

Red Crescent Building,
Near T.B. Hospital
Phone # 0722 – 65 08 17

QUETTA

NBF Book Shop
3-7/5, Faiz Muhammad Road,
Phone # 081 - 920 15 70
Fax # 081 - 920 18 69

**PUBLISHED ON BEHALF OF NATIONAL BOOK FOUNDATION
PRINTED AT REPRODUCTION & PRINTING UNIT, PBS, KARACHI**