




MONTHLY BULLETIN OF STATISTICS




July

2015

**Government of Pakistan
Statistics Division
Pakistan Bureau of Statistics**



MONTHLY BULLETIN OF STATISTICS



July

2015

**Government of Pakistan
Statistics Division
Pakistan Bureau of Statistics**

Price Rs. 600.00

P R E F A C E

The Bulletin of Statistics, Monthly Publication of the Pakistan Bureau of Statistics provide important statistics in respect of social, economic and financial sectors of the economy at aggregate as well as sectoral levels. The Bulletin contains data relating to Population, National Accounts, Agriculture, Manufacturing, Prices, Balance of Payments, Public Finance, Education, Energy & Mining, Foreign Economic Assistance, Foreign Trade, Health, Insurance, Labour, Transport & Communication, Social & Culture ect. It also provides different types of indices on agriculture, manufacturing, prices, trade and labour productivity. Charts and graphs have also been provided to selected tables to make the data readily intelligible.

2. The Bulletin contains data on monthly and in some instances on annual basis. The annual data series are on fiscal year basis i.e. from July to June unless otherwise specified. Monthly data series of trade and industry are published with a time lag of 45 days required for data collection, compilation, cleaning, processing, tabulating and printing. Figures may not add up to the totals owing to rounding. Statistics that are compiled in the Pakistan Bureau of Statistics are presented without citation whereas those compiled by other agencies carry a source note below the tables.

3. Efforts have been made to produce this Bulletin as a comprehensive, informative and useful document for decision makers, researchers, planners, economists and other groups of beneficiaries. It is hoped that the users will find this Bulletin useful.

4. Suggestions for further improvement will be highly appreciated and welcomed.

ASIF BAJWA
Chief Statistician

Malik Asrar Hussain

Secretary

Government of Pakistan
Ministry of Finance, Economic Affairs, Revenue,
Statistics & Privatization,
Statistics Division

Statistics House
21-Mauve Area,
G-9/1, Islamabad.

Tel : 051-9106500
Fax: 051-9106502
E-mail: secretary@pbs.gov.pk

Asif Bajwa

Chief Statistician
Government of Pakistan
Pakistan Bureau of Statistics

Statistics House
21-Mauve Area,
G-9/1, Islamabad.

Tel : 051-9106514 - 051-9106515
Fax: 051-9106561
E-mail: pbs@pbs.gov.pk

**PAKISTAN BUREAU OF STATISTICS
STATISTICS HOUSE, 21-MAUVE AREA
G-9/1 - ISLAMABAD
Website: www.pbs.gov.pk**

		<u>Office</u>	<u>Residence</u>
Mr. Munir Ahmed Aslam	Deputy Director General	051-9106555 Fax:051-9106556	051-4447403 051-2275892
Dr. Bahrawar Jan	Deputy Director General	051-9106550 Fax:051-9106577	051-9101294
Mr. Ayazuddin	Deputy Director General	051-9106552	051-9242232
Mr. Ismail Khan	Deputy Director General	051-9106558 Fax:051-9106556	051-9101162
Mr. Mumtaz-ud-Din	Director	051-9106570	051-2822630
Mr. Ghulam Muhammad	Director	051-9106559	051-4448702
Mr. Muhammad Akram Assi	Director	051-9106573	051-2101198
Mr. Fazil Mehmood Baig	Director	051-9106575	0333-5159850
Mr. Shuakat Ali Khan	Director	051-9106557	--
Mr. Attiq-ur-Rehman	Director	051-9106553	0346-9579700
Mr. Munwar Ali Ghanghro	Director	051-9106554	0333-7145366
Mrs. Rabia Awan	Director	051-9106581	051-4444696

TRAINING WING

Mr. Innocent Dilbar Feroz	Director	051-9205390 Fax:051-9205390	--
---------------------------	----------	--------------------------------	----

**PAKISTAN BUREAU OF STATISTICS
1-B, SINDHI MUSLIM COOPERATIVE HOUSING SOCIETY
KARACHI – 74400
E-mail: khifbs@khi.comsats.net.pk**

Mr. Adbdul Aleem Memon	Provincial Census Commissioner	Ph: 021-99225201 Fax:021-99225202	0300-2742061
Mr. Farooq Ahmed	Joint Census Commissioner	Ph:021-99225203 Fax:021-99225223	--
Mr. Muhammad Ali Shaikh	Director	021-99225205	--
Mrs. Farhat Moosa	Director	021-99225209	021-34984687

**PAKISTAN BUREAU OF STATISTICS
USAID BUILDING GURU MANGAT ROAD
GULBERG-III, LAHORE
E-mail: lhrfbs@lhr.comsats.net.pk**

Mr. Rana Iqbal	Director	042-99263267 Fax:042-99263267	--
----------------	----------	----------------------------------	----

(Regional Office) LAHORE

Mr. Muhammad Shahid	Chief Statistical Officer	042-99263266 Fax:042-99263266	0345-4169987
---------------------	---------------------------	----------------------------------	--------------

(Regional Office) KARACHI

Mr. Inayatullah Baloch	Chief Statistical Officer	021-99225214 Fax:021-99225214	--
------------------------	---------------------------	----------------------------------	----

(Regional Office) PESHAWAR

Mr. Sher Rahman	Chief Statistical Officer	091-9213097 Fax:091-9213098	0333-9365032
-----------------	---------------------------	--------------------------------	--------------

(Regional Office) QUETTA

Mr. Ghulam Rasool	Chief Statistical Officer	081-9239804 Fax:081-9239804	--
-------------------	---------------------------	--------------------------------	----

(Presentation, Reproduction & Printing) KARACHI

Mr. Shakeel Qadeer	Chief System Analyst (Printing)	021-99225220	021-35836029
Ms. Azra Khatoon	Deputy Census Commissioner (Publication)	021-99225215	--

CONTENTS

**	KEY INDICATORS	III
**	EXPLANATORY NOTES	V
1.	BALANCE OF PAYMENT	
	1.1 Country wise Workers Remittances	01
	1.2 Month wise Workers Remittances	04
	1.3 Exchange Rates Pak. Rupees in Terms of one Unit of Foreign Currency	05
2.	CLIMATE	
	2.1 Temperature at Selected Stations	07
	2.2 Rainfall at Selected Stations	09
3.	ENERGY & MINING	
	3.1 Production of Crude Oil	11
	3.2 Production of Natural Gas	17
	3.3 Company Wise Production of Crude Oil and Natural Gas	23
	3.4 Province Wise Production of Crude Oil and Natural Gas	24
	3.5 Production of Crude Oil, Natural Gas and Electricity	25
	3.6 Mineral Production	26
4.	HEALTH	
	4.1(a) Monthly Immunization Coverage Number of Doses Administered (0-11 month) Children	29
	4.1(b) Monthly Immunization Coverage Number of Doses Administered (12-23 months) Children	30
	4.1(c) Monthly Immunization Coverage Number of T.T Doses Administered to Women	31
	4.2 Monthly Report of HIV Treatment Centre	32
	4.3(a) Registered Veterinary Medical Practitioner with PVMC	33
	4.3(b) Registered Animal Husbandry Graduate with PVMC	33
	4.4 Tuberculosis Report (FTI)	34
5.	MANUFACTURING	
	5.1 Quantum Index Numbers of Large-scale Manufacturing Industries	35
	5.2 Production of Manufacturing Items	37
6.	MONEY & CREDIT	
	6.1 Reserve Money	51
7.	PRICE	
	7.1 Price Indices (General) with Percentage Change	55
	7.2 Combined Sensitive Price Indicator (SPI) by Quantile	56
	7.3 Combined Consumer Price Index Numbers by Commodity Groups	57
	7.4 Consumer Price Index Numbers by Major Groups and Selected Commodities	58
	7.5 Combined Consumer Price Index Numbers by Quantile and Major Commodity Groups	60
	7.6 Combined Consumer Price Index Numbers by Quantile, Major Commodity Group for Selected Cities	61
	7.7 Combined Consumer Price Index Numbers by Income Group/City and Commodity Group for all Centres Covered in CPI	64
	7.8 Index Numbers of Wholesale Prices by Commodity Groups	65
	7.9 Index Numbers of Wholesale Prices by Commodities	66
	7.10 Intercity Wholesale Prices of Selected Commodities	76
	7.11 Intercity Consumer Prices	119

Contd.

8.	PUBLIC FINANCE	
8.1	Customs Revenue Receipts	175
9.	SOCIAL	
9.1	Data on Traffic Accidents	179
9.2	Data on Telecommunication	182
9.3	Visitors at Archaeological Museums in Pakistan	183
9.4	Visitors at Heritage Sites in Pakistan	184
10.	TRADE	
10.1	Value of Foreign Trade	185
10.2	Exports by Commodity/Group	186
10.3	Imports by Commodity/Group	188
10.4	Exports of Selected Commodities in Dollars	189
10.5	Exports of Selected Commodities in Rupees	191
10.6	Imports of Selected Commodities in Dollars	193
10.7	Imports of Selected Commodities in Rupees	195
10.8	Exports by Economic Categories (Summary)	197
10.9	Exports by Economic Categories (Details)	198
10.10	Imports by Economic Categories (Summary)	199
10.11	Imports by Economic Categories (Details)	200
10.12	Exports by Areas and Countries/Territories	279
10.13	Re-exports by Areas and Countries/Territories	283
10.14	Imports by Areas and Countries/Territories	285
10.15	Re-imports by Areas and Countries/Territories	290
10.16	Annual and Quarterly Terms of Trade and Unit Value Indices of Exports and Imports (1990-91=100)	292
10.17	Index Numbers of Unit Value of Exports by Groups (1990-91=100)	293
10.18	Index numbers of unit value of imports by groups (1990-91=100)	294
0.19	Index Numbers of Quantum of Exports by Groups (1990-91=100)	295
10.20	Index Numbers of Quantum of Imports by Groups (1990-91=100)	296
10.21	Trade in Services (Summary)	297
10.22	Export of Services by Sector (Detail) Monthly	298
10.23	Export of Services by Sector (Detail) (Cumulative)	300
10.24	Import of Services by Sector (Detail) Monthly	302
10.25	Import of Services by Sector (Detail) (Cumulative)	304

Regional and Field Offices of Pakistan Bureau of Statistics

Symbols, Abbreviations and Conversions

Selected Publications of Pakistan Bureau of Statistics

Sale Centres where PBS Publications are available

KEY INDICATORS

YEARLY

ECONOMIC INDICATORS

(2014- 2015)

1	Inflation	4.53%
2	Balance of Trade	(-) \$ 22.159 billion
3	Value of Exports	\$ 23.667 billion
4	Value of Imports	\$ 45.826 billion
5	Total Workers Remittances	Rs.18454.04 million
6	Reserve Money	Rs.3143436(P) million
7	Currency in Circulation	Rs.2554749(P) million
8	Consumer Price Index (CPI with Base 2007-2008)	198.16%
9	Agricultural Sector Growth	2.88%
10	Industrial Sector Growth	3.62%
11	Services Sector Growth	4.95%
12	GDP Growth Rate at Constant Basic Prices (Real)	4.24%
13	GNI Growth Rate at Constant Prices	5.99%
14	Per Capita Income	\$ 1512
15	Large Scale Manufacturing Sector (LSMI) Growth	2.38%
16	Quantum Index Number (LSMI with Base 2005-2006) (2013-14)	121.60
17	Imports Duty	Rs.283865.95 million
18	Exports Duty	Rs.495.05 million
19	Foreign Exchange Reserves	\$ 14837 million
20	* Overall Balance of Payment Surplus/Deficit	\$ -2636 million

SOCIAL INDICATORS

1	** Population (2015)	191.71 million
	Male	99.06 million
	Female	92.65 million
2	Natural Growth Rate (PDS- 2007)	1.88%
3	** Population Growth Rate (2015)	1.92%
4	Dependency Ratio (PDS-2007)	81.5
5	*** Mean Size of Household (2012-13)	6.3

* BOP as per BPM6 in million USD.

** Economic Survey

*** PSLM Survey

IV

MONTHLY ECONOMIC INDICATORS

May, 2015

1	Value of Exports	\$ 1948.737 million
2	Value of Imports	\$ 3723.553 million
3	Balance of Trade	(-)\$ 1774.816 million

June, 2015

1	Growth in Quantum Index Manufacturing (LSMI)	3.95%
2	Quantum Index of Manufacturing (LSMI with Base 2005-2006)	122.60
3	Consumer Price Index (CPI with Base 2007-08)	200.89
4	Wholesale Price Index (WPI with Base 2007-08)	210.37
5	Sensitive Price Indicator (SPI with Base 2007-08)	205.34
6	Growth Rate	
	A. CPI	3.16%
	B. WPI	-1.97%
	C. SPI	1.12%
7	Exports Duty	Rs.144.55 million
8	Imports Duty	Rs.35179.69 million
9	Reserve Money	Rs.3143436 million
10	Currency in Circulation	Rs.2554749 million
11	Exchange Rate of Pak Rupees in terms of one unit US Dollar	1 \$ =Rs.101.7725
12	Country Wise Workers Remittances(including Hajj & War Compensation)	\$1821.28 million

Source: i) Pakistan Bureau of Statistics.
ii) State Bank of Pakistan.
iii) Economic Survey of Pakistan.

EXPLANATORY NOTES

1. BALANCE OF PAYMENT

1.1 Foreign exchange received from different countries remittances by the workers who are working abroad including Hajj and War compensation Table 1.1 shows country-wise remittance and Table 1.2 shows month-wise remittance.

1.2 Data on Balance of Payment are collected from State Bank of Pakistan. The table 1.3 shows the managed floating exchange rate system based on trade weighted currency, which was introduced in 1982 following the de-linking of Pakistan from U.S. Dollars. The table also contains Pak. Rupees value in terms of one unit of foreign currency.

2. CLIMATE

2.1 Temperature and rainfall data are collected from Pakistan Meteorological Department. Table 2.1 and 2.2 provides monthly data on temperature and rainfall for selected stations respectively. Mean maximum and mean minimum temperatures are the arithmetic means of daily maximum and minimum temperatures recorded during the month.

2.2 Climatically, Pakistan enjoys a considerable measure of variety. North and northwestern high mountain ranges are extremely cold in winter while the summer months from April to September are very pleasant. The vast plains of the Indus Valley are extremely hot in summer and have cold weather in winter. The coastal strip in the south has a temperate climate. There is general deficiency in the rainfall. In the plains, the annual average ranges from 13 cm. In the northern parts of the lower Indus plains to 89 cm. in the Himalayan region. Rains are moonsoonal in the origin and fall late in summer. Average rainfall is 762 millimeters per annum.

3. ENERGY & MINING

3.1 Source: Monthly mineral production data is collected from (a) Provincial Directorates of Mineral Development Departments (b) Directorate General of Petroleum Concessions, Ministry of Petroleum and Natural Resources, Islamabad (Crude oil & Natural gas only). Monthly electricity generation data is collected from WAPDA, KESC, Pakistan Steel and Pakistan Atomic Energy Commission, Islamabad (Nuclear Power) and 30IPPs (Independent Power Plants) including HUBCO, KAPCO etc.

3.2 Scope and coverage: Mining and quarrying cover only production of minerals whether these are in solid, liquid or gaseous state. It includes all minerals extracted or quarried as a result of breaking, milling, washing, cleaning, grading, dehydration and purification. Energy sector covers electricity generation data produce through hydel thermal and nuclear.

3.3 Production data: Production data of energy and mining sector is given in tables 3.1- 3.6. Production data of crude oil and natural gas for the current fiscal year is published in table 3.1 of Monthly Bulletin of Statistics. While consolidated form of the aforesaid data with company wise and province wise breakup is given separately in tables 3.3 and 3.4 respectively. Production of crude oil and natural gas along with electricity generation with break-up of hydel, thermal and nuclear is published in table 3.5 of Monthly Bulletin of Statistics. In this table production data of crude oil and natural gas and electricity generation data is given for the last five years along with month wise break-up of current fiscal year. Production data of 30 selected minerals is published in table 3.6 of Monthly Bulletin of Statistics. In this table, mineral production data is given for last five years along with month wise break-up of current fiscal year.

3.4 Limitations: (a) Monthly Mineral production data is received from Provincial Directorate of Mines and Minerals with a time lag of about 3 to 4 months. In some cases, time-lag is even larger. Due to unavailability of data from source agencies, some data is being estimated by Energy & Mining section of PBS. On receipt of final data, revised figures are incorporated in the Bulletin in due course of time.

(b) In energy sector electricity generated from alternate source such as solar, wind and biomass is not covered. However endeavors are made to cover this part of the sector. Efforts are, however, being made to further improvement in the quality, coverage and reduction of time-lag of energy and mining statistics series compiled and released by Pakistan Bureau of Statistics.

4. HEALTH

4.1 Contains data on infants under one year in table 4.1(a) and for one to two years in table 4.1(b) for immunization coverage i.e. Bacillus of Calmette & Guerin (BCG). Oral Polio Vaccine (OPV 1-3), Pentavalent (1-3) Measles (1) 4.1(c) Contains data on immunization coverage for pregnant women, Childbearing age women in administrated Tetanus Toxioid.

4.2 Monthly Report of HIV Treatment Centres.

4.3(a) Contain data on Registered Veterinary Medical Practitioners with Pakistan Veterinary Medical Council.

4.3(b) Contain data on Registered Animal Husbandry graduates with Pakistan Veterinary Medical Council.

4.4 Contain quarterly data on Tuberculosis Report, No. of New Cases, CDRSS+, Total T. B. Cases, CRD All type T.B. Cases % Treatment success data (TSR) provided by National T.B. Control Program.

5. MANUFACTURING

5.1 Currently Quantum Indices are being computed with 2005-06 as base year. The index series covers 112 items contributing 70.332% of value added on the basis of 2005-06 Census of Manufacturing Industries (CMI) results.

5.2 A brief description about the scope, sources of data, weighting system, formula used for computation of the index series is given below:-

- (a) Scope: The index is designed to measure changes in physical out-put for the Large Scale Manufacturing Industries.
- (b) Sources of Data: The production data used for the computation of indices are received from Ministry of Industries & Production, Provincial Bureaus of Statistics. Oil Companies Advisory Committee.
- (c) Weights: The weights have been derived on the basis of 2005-06 CMI value added at factor cost (gross value of production less industrial cost less indirect taxes plus subsidies) including the results of the non-response CMI survey. In deriving the weights the total value added for Pakistan has been taken to be 100 and the weights at industry level have been taken as percentage of this total whereas weights at items level have been derived on the basis of their relative value of production in the industries to which these items belong. However, in case where only one item has been selected the whole weight of that industry has been assigned to that selected item only.
- (d) Formula used: Laspeyre's formula has been used for computation of Index numbers which is given below:-

$$I_n = \frac{\sum q_n P_0}{\sum q_0 P_0} \times 100 = \frac{\sum \frac{q_n}{q_0} q_0 P_0}{\sum q_0 P_0} \times 100 = \frac{\sum q_n w}{\sum w} \times 100$$

Where I_n = quantum index number for the current period, q_0 & p_0 represent the quantity and prices respectively of the items in the base period, q_n is the quantity in the current period, W is the weight of an item and $\sum W=100$.

5.3 Production data in most of the cases are collected through voluntary co-operation of various government and non-government agencies. Production data of some items are also collected by Pakistan Bureau of Statistics directly from the factories. Since most data are collected from other sources, which need considerable time for reconciliation of the data, therefore, up-to date figures in respect of many items cannot be published although Pakistan Bureau of Statistics makes all possible efforts for timely publication. Further, the data received from other sources are sometimes revised by the sources concerned without the knowledge of Pakistan Bureau of Statistics. There is, therefore, possibility that in some cases, the data published by Pakistan Bureau of Statistics may vary from those published by original sources.

6. MONEY & CREDIT

6.1 It is an indicator used to measure liquidity in the economy and includes currency in circulation, other deposits with State Bank of Pakistan, currency in tills of scheduled Bank's and bank deposits with State Bank of Pakistan.

7. PRICES

(a) Wholesale Price Indices

7.1 Pakistan Bureau of Statistics collects wholesale prices of the most of the items includes in the index through their own field staff regularly. Prices are also collected from government departments and private agencies on voluntary basis. Besides, some of the quotation is also picked up from trade journals and newspapers. These prices are of different frequencies ranging from weekly to monthly. Most of the quotation relating to agriculture and livestock products are received weekly, some of received on monthly basis while others are received at less frequent intervals. The Price quotations suffer from certain limitations of which lack of gradation or specification replacement method and non-uniformity of definitions deserve attention.

7.2 The series computed with 2007-08 as base covers 112 commodities divided into 5 major Commodity Groups viz (i) Agriculture, Forestry & Fishery-23 (ii) Ores/Minerals, Elec., Gas & Water-4 (iii) Food, Beverages, Tobacco, Textiles, Leather-40 (iv) Other Transportable Goods-26 (v) Metal Product, Machinery & Equipment-19. For most of the commodities, as in old series, more than one specification and more than one market have been used to have average price movement. As a result total number of prices quotations included in the index is 2366. Agriculture Forestry 790, Other/Minerals, Gas & Electricity 27, Food, Beverages, Tobacco Textile Apparel & Leather Products 758, Other Transportable Goods 538 and Metal Product Machinery 253.

7.3 Table 7.10 provides intercity wholesale prices of selected commodities table 7.1 gives consumer and wholesale price indices (General) with percentage change and 7.8 give index numbers of Wholesale Prices by commodity groups and table 7.9 gives index number of selected commodities with base 2007-08.

(b) Consumer Price Indices

7.4 The price of each commodity has been expressed in terms of a specific unit in which its retail transaction usually takes place. However, in some cases such as ready-made and second-hand garments, furniture & furnishing etc., it is difficult to express the prices in standard units in terms of quality which can result in wide fluctuation in price quotations. Depending upon the size of each city, 1 to 13 markets have been selected from where the prices are obtained by price collectors employed by the Bureau. The prices published in this Bulletin goods & services are quoted through schedules of different periodicities. Prices for mainly basic items of consumption are collected monthly. Turnip, Radish, Cabbage,

Brinjal, Pumpkin, Bottle-Gourd, Spinach, Tinda, Arvi, Cauliflower, Lady Finger, Peas, Turai, Karaila, Carrot, Malta, Kinnu, Musk-Melon, Water-Melon, Sweet-Melon, Aloocho, Grapes, Mango, Pomegrante and Guava have been considered as seasonal items and their prices have not been quoted for the period of their non-availability.

7.5 The series of consumer price index with base 2007-08 covers 487 items of consumer goods and services. The expenditure weights for the series were derived on the basis of Family Budget Survey conducted for the period of 2007-08 in 65 urban cities out of which 40 urban cities are being covered in CPI namely Islamabad, Rawalpindi, Attock, Jehlum, Lahore, Sahiwal, Gujranwala, Wazirabad, Sialkot, Faisalabad, Jhang, Multan, Muzaffargarh, D.G. Khan, Vehari, Sargodha, Mianwali, Bhawalpur, Bahawalnagar, R.Y. Khan, Karachi, Hyderabad, Nawabshah, Mirpurkhas, Mithi, Sukkur, Larkana, Dadu, Peshawar, Mardan, Abbotabad, Bannu, D.I. Khan, Mingora, Quetta, Turbat, Gawadar, Ioralai, Khuzdar and Dera Murad Jamali. The survey covered 05 quintiles/income groups i.e. upto Rs. 8000/-, Rs. 8001/- to Rs.12000/-, Rs. 12001/- to Rs.18000/-, Rs. 18001/- to 35000/- and above Rs. 35000/-. The series have twelve major commodity groups such as (1) Food & Non-alcoholic Beverages (2) Alcoholic Beverages & Tobacco (3) Clothing & Footwear (4) Housing water, Electricity Gas & Fuels (5) Furnishing & Household Equipments Maintenance (6) Health (7) Transport (8) Communication (9) Recreation & Culture (10) Education (11) Restaurants & Hotels (12) Miscellaneous Goods & Services.

7.6 In 2007-08 as a base, house rent is calculated on the real rental value and collected on quarterly basis.

7.7 Some of the limitation of consumer prices are given below:

- i) Prices are mainly collected from shops located in selected markets and generally exclude small retailer in residential areas. Accordingly, price differentials, if any are not accounted for.
- ii) Prices collected are those which are quoted by the shops-keepers and do not take into account the elements of discounts.
- iii) Prices are not weighted by either quantum of sales by the number of stores in all the markets covered in a particular city.
- iv) Since all food items are not graded, it is almost impossible to maintain standard list.
- v) Due to frequent changes in the specification of some commodities like cloth, it occasionally becomes difficult to maintain continuity of quotations which results in data gaps.

7.8

- (i) Table 7.1 provides price indices (General) with percentage (2007-08=100).
- (ii) Table 7.2 provides combined sensitive price indicator (SPI) by income groups (2007-08).
- (iii) Table 7.3 provides combined consumer price index number by commodity groups (all urban) (2007-08=100).
- (iv) Table 7.4 provides consumer price index by major groups and selected commodity (2007-08 =100).
- (v) Table 7.5 provides consumer price index by income groups and commodity groups (2007-08 =100).
- (vi) Table 7.6 provides consumer price index number by income groups and selected cities (2007-08 =100).
- (vii) Table 7.7 provides combined consumer price index by income groups/cities and commodity groups for all centers covered in CPI.
- (viii) Table 7.8 provides index number of wholesale prices by commodity groups (2007-08 =100).
- (ix) Table 7.9 provides index number of wholesale prices by commodities (2007-08 =100).
- (x) Table 7.10 provides intercity wholesale prices of selected commodities.
- (xi) Table 7.11 provides inter-city consumer prices.

8. PUBLIC FINANCE

8.1 The table shows revenue receipts from customs duties on imports according to budgetary minor and sub-heads and from exports. Net Customs receipts are inclusive of share of the provinces. "Drawback" means an amount paid back from a charge previously made; especially a certain amount of excise or import duty remitted when the commodities on which it has been paid are exported.

9. SOCIAL

9.1 Table 9.1 Contains :data on Road Accidents registered with the Police authorities. Road accidents classified under the heading, "Fatal and Non-Fatal". Railway accidents, Air crashes, Electrocutions etc. are not included. Fatal accidents refer to those where the death occurred on the spot or where the victim succumbed to injuries later on. Non-fatal accidents refer to those in which no person was killed but in which one or more persons were seriously or slightly injured or property damaged.

9.2 Contains data on Telecommunication i.e. distribution of Cellular mobile subscribers.

9.3 Table 9.3 and 9.4 Contain data on visitors i.e. National & Foreigner who visited the Museums/Archaeological Sites during the month.

10. FOREIGN TRADE

10.1 Foreign Trade Statistics refer to the movement of goods into and out of the customs area of Pakistan includes imports, re-imports, exports and re-exports carried through sea, land and air routes. Bill of entry in case of imports and shipping bill in case of exports, which have been modified/revised as name of "Goods Declaration (GD)" is the basic document used in the compilation of Foreign Trade of Statistics. The Exporters/Importers or their agents have to submit to the customs authorities "Goods Declaration (GD)" for each consignment of imports or exports made by them alongwith copies of invoices for necessary clearance. One copy of each of these documents were being collected by the staff of PBS from each & every Sea, air and land custom stations/points in the country but after the atomization of the trade data by the PRAL and CARE System, PBS is getting the Soft copy of the data through, PRAL System who has provided the electronic connectivity of their system to PBS. Now PBS., is downloading the imports/exports data from their system on monthly basis and preparing the tables accordingly. As for as the Trade in Services is concerned, the PBS is getting the Trade in Services data from the State Bank of Pakistan since October, 2006 and preparing the tables on monthly basis.

10.2 Export statistics represent movement of goods out of Pakistan to foreign countries. Re-export statistics represent imported goods subsequently exported to foreign countries without further processing. In export statistics bunker fuels supplied to ships are included according to their colours. Exports by parcel posts are also included. Imported goods subsequently re-exported to foreign countries without further processing were included in export data upto July, 1967 but from August, 1967 onwards re-exports have been eliminated from exports and are presented separately. Exports do not include articles of baggage and personal effects of passengers, currency notes and trade-intransit through Pakistan.

10.3 Imports statistics represent the arrival of goods from foreign countries released by customs authority either directly or from bonded ware-houses and intended for home consumption or for re-exportation. Imports by foreign diplomatic missions are also included in imports. The goods salvaged or disposed off in mid-stream are included as imports from the country according to colour of the ship. Imports by parcel posts have been included since March, 1966. Exports subsequently re-imported from foreign countries without any processing were included in import data upto June, 1969 but from July, 1969 onwards re-imports have

been excluded there from and shown separately. Imports figures are exclusive of imports into bond, defence stores, coins, foreign currency notes, articles of baggage and personal effects of passengers and trade-intransit through Pakistan.

10.4 Upto June, 1981 the exports and imports were compiled and published on the basis of Pakistan Trade Classification Revised (PSTC-R) based on Standard International Trade Classification Revised (SITC-R) of the United Nations. The PSTC-R was at 6 digit level and was comparable with the nomenclature of SITC-R upto 4 digit level. The United Nations further revised SITC-R due to changes in the pattern and direction of international trade and called it as SITC-R 2. Hence to maintain international comparability and better recording of trade statistics, this Bureau also revised its PSTC-R on the basis of SITC-R2 and called it PSTC-R2 which remained into force upto June, 1989. The nomenclatures upto 5 digit level of PSTC-R2 were the same as that of SITC-R2. The sixth and seventh digits were representing details to meet the requirement of the country.

10.5 There were however, a number of users who found the sub-division of CCCN and SITC Revised-2 (and thus PSTC-R2) insufficient for their need. Customs Cooperation Council undertook the responsibility of development and completion of Harmonized Commodity Description and Coding System (HS). The work resulted into revision of CCCN and expansion of its four digit categories into six-digit heading of Harmonized System (HS). In January, 1981 the Statistical Commission had taken note of the fact that third revision of SITC would have to be made available maintaining the general character and structure of SITC-R2 and taking into account the need for its harmonization with the revision CCCN, ISIC and Central Product Classification. Employing headings of HS as building blocks, the United Nations Statistical Office produced third revision of SITC and got it approved by the Statistical Commission at its twenty third session in February, 1985 with the recommendation that member countries should report international data on external trade according to Standard International Trade Classification Revision-3. Pakistan Standard Trade Classification has accordingly has revised and introduced from July, 1989. The revised classification (PSTC-R3) has correlation with SITC-R3, HS and PCT. It consists of about 6560 items at 7 digit level. The seven digit commodities have been assembled into 3119 5-digit basic items of SITC-R3 which are further summarised into 1033 sub-groups, 261 groups, 67 division and 10 sections

10.6. In pursuance of recommendation of UN Statistics Division for adoption of Harmonized Commodity Description and Coding System (HS) for compilation and dissemination of external trade statistics by member countries and to cater the need of users, Pakistan Bureau of Statistics in co-operation with Federal Board of Revenue, Pakistan Custom, Ministry of Commerce and Trade Development Authority of Pakistan has adopted the Harmonized commodity description and coding system since July. 2002. The same is being amended regularly as per amendments issued by the World Custom Organization from time to time in consultation with the Federal Board of Revenue and Pakistan Customs. Recent amendments issued by the W.C.O. for the year, 2012 have been incorporated in the Master File of HS/PCT Codes and 8 digit level showing 7029 codes have been prepared from July, 2015.

10.7 New series Quantum and Unit Value indices of exports and imports and the terms of trade with base year 1990-91 on quarterly and annual basis have been introduced in the Monthly Bulletin of Statistics from the month of January, 1998 in table Nos.10.16 to 10.20. The data of imports and exports used in the series cover trade by sea, land and air whether on Government, Semi-Government or private account. The series have nine groups for import and eight groups for export indices. In export 734 items covering 96.48% of the total exports and in import 1198 items covering 85.73% of the total imports have been selected. The Formula used in computation of these indices is Laspeyers in its original form. For computation of annual indices simple arithmetic average of the quarterly indices is made.

1. BALANCE OF PAYMENT

1.1 Country Wise Workers Remittances (Including Hajj and War Compensation)

(Provisional)
(Million US Dollars)

Item	Jun, 2014	Jul, 2014	Aug, 2014	Sep, 2014
I. Cash	1499.28	1649.39	1328.71	1716.59
1 USA	222.34	257.08	199.01	235.99
2 UK	200.82	247.96	172.71	218.38
3 Saudi Arabia	471.88	454.47	396.90	495.63
4 UAE	295.63	352.89	284.90	394.10
Dubai	153.31	174.65	150.91	210.42
Abu Dhabi	138.66	174.57	129.35	175.10
Sharjah	3.57	3.56	4.35	8.47
Other	0.09	0.11	0.11	0.11
5 Other GCC Countries	168.62	179.76	152.17	213.11
Bahrain	23.83	30.00	25.63	34.87
Kawait	65.12	65.83	57.89	76.88
Qatar	27.84	29.28	21.97	37.08
Oman	51.83	54.65	46.68	64.28
6 EU Countries	37.42	44.32	33.14	34.05
Germany	6.45	7.69	6.44	7.53
France	2.62	3.09	2.54	2.71
Netherland	0.31	0.39	0.28	0.31
Spain	7.36	8.47	5.93	3.90
Italy	3.08	3.80	3.19	3.02
Greece	1.46	1.70	1.27	1.51
Sweden	1.10	1.36	1.09	1.20
Denmark	1.81	2.17	1.77	1.65
Ireland	12.86	15.17	10.20	11.83
Belgium	0.37	0.48	0.43	0.39
7 Norway	3.12	3.47	2.41	3.18
8 Switzerland	1.92	2.47	2.13	2.63
9 Australia	14.84	17.58	14.63	15.86
10 Canada	12.64	18.00	11.52	24.38
11 Japan	1.02	0.73	0.57	0.83
12 Other Countries	69.03	70.66	58.62	78.45
II. Encashment and Profit in Pak. Rs. Of Foreign Exchange Bearer Certificates(FEBCs) and Foreign Currency Bearer Certificate(FCBCs)	0.00	0.00	0.00	0.00
TOTAL (I + II)	1499.28	1328.71	1328.71	1716.59

Contd.

1.1 Country Wise Workers Remittances (Including Hajj and War Compensation)

(Provisional)
(Million US Dollars)

Item	Oct, 2014	Nov, 2014	Dec, 2014	Jan, 2015
I. Cash	1383.13	1320.62	1583.23	1377.14
1 USA	213.39	178.75	222.45	186.15
2 UK	185.55	156.66	188.34	169.44
3 Saudi Arabia	374.65	429.09	499.08	452.81
4 UAE	318.59	271.17	352.37	246.79
Dubai	174.40	141.57	176.55	161.89
Abu Dhabi	138.42	125.08	169.90	78.86
Sharjah	5.68	4.46	5.84	5.84
Other	0.09	0.06	0.08	0.20
5 Other GCC Countries	153.09	150.51	189.22	160.44
Bahrain	28.61	25.71	32.48	29.27
Kwait	54.58	55.56	67.68	56.80
Qatar	23.23	21.99	28.93	22.22
Oman	46.67	47.25	60.13	52.15
6 EU Countries	30.28	24.29	30.34	65.45
Germany	6.70	6.09	8.02	5.29
France	2.86	1.84	2.00	1.02
Netherland	0.27	0.21	0.25	0.22
Spain	3.23	2.90	3.27	3.18
Italy	2.51	2.06	2.40	2.37
Greece	1.25	1.22	1.24	1.07
Sweden	1.10	0.82	0.94	0.99
Denmark	0.84	0.61	0.86	40.50
Ireland	11.03	8.26	11.02	10.39
Belgium	0.49	0.28	0.34	0.42
7 Norway	2.49	1.96	2.16	1.85
8 Switzerland	4.11	1.85	2.69	3.66
9 Australia	14.32	11.71	15.68	14.11
10 Canada	14.94	12.58	12.93	10.25
11 Japan	0.63	0.47	0.60	0.41
12 Other Countries	71.09	81.58	67.37	65.78
II. Encashment and Profit in Pak. Rs. Of Foreign Exchange Bearer Certificates(FEBCs) and Foreign Currency Bearer Certificate(FCBCe)	0.00	0.00	0.00	0.00
TOTAL (I + II)	1383.13	1320.62	1583.23	1377.14

Contd.

1.1 Country Wise Workers Remittances (Including Hajj and War Compensation)

(Provisional)
(Million US Dollars)

Item	Feb, 2015	Mar, 2015	Apr, 2015	May, 2015	Jun, 2015
I. Cash	1391.69	1576.97	1640.58	1663.10	1821.28
1 USA	179.03	199.24	233.85	221.10	258.94
2 UK	167.42	164.28	174.47	194.15	247.96
3 Saudi Arabia	453.40	489.70	519.68	528.34	536.68
4 UAE	316.51	411.24	395.69	399.35	423.24
Dubai	189.15	228.04	245.95	255.80	293.57
Abu Dhabi	121.38	177.03	144.44	137.68	122.99
Sharjah	5.90	6.09	5.16	5.62	6.49
Other	0.08	0.08	0.14	0.25	0.19
5 Other GCC Countries	166.26	196.07	190.59	190.66	209.66
Bahrain	29.18	36.59	35.98	37.89	42.78
Kawait	56.20	62.17	63.76	61.21	69.56
Qatar	29.62	36.05	32.68	31.77	32.74
Oman	51.26	61.26	58.17	59.79	64.58
6 EU Countries	23.99	25.96	26.87	28.50	34.27
Germany	6.07	4.92	6.03	5.55	7.82
France	1.42	1.60	1.74	1.87	2.14
Netherland	0.24	0.27	0.42	0.33	0.48
Spain	2.43	2.79	3.08	3.60	4.47
Italy	1.99	2.18	2.30	2.34	2.73
Greece	0.85	0.82	0.95	1.05	1.06
Sweden	0.62	0.77	0.98	0.78	0.96
Denmark	0.50	1.16	0.65	1.62	0.76
Ireland	9.62	11.07	10.40	11.03	13.27
Belgium	0.25	0.38	0.32	0.33	0.58
7 Norway	1.78	1.66	2.02	2.02	2.58
8 Switzerland	2.27	1.91	1.86	2.04	2.24
9 Australia	12.79	13.31	14.72	14.56	14.46
10 Canada	8.65	10.49	10.98	11.65	15.01
11 Japan	0.57	0.71	0.75	0.50	0.98
12 Other Countries	59.02	62.40	69.10	70.23	75.26
II. Encashment and Profit in Pak. Rs. of Foreign Exchange Bearer Certificates(FEBCs) and Foreign Currency Bearer Certificate(FCBCs)	0.00	0.00	0.00	0.00	0.00
TOTAL (I + II)	1391.69	1576.97	1640.58	1663.10	1821.28

Note: Item has been revised / extended by the State Bank of Pakistan.

Source: State Bank of Pakistan.

1.2 Month Wise Workers Remittances

(Million US \$)

Monthly Cash Inflow (Including Foreign Exchange Bearer Certificates & Foreign Currency Bearer Certificates)	2013-2014	2012-2013	YOY growth (percent)	
			2013-14	2012-13
Jul.	1404.39	1204.71	16.57	9.89
Aug.	1240.14	1258.98	-1.50	-3.93
Sep.	1283.41	1135.42	13.03	27.52
Oct.	1347.67	1365.10	-1.28	34.11
Nov.	1129.70	1017.83	10.99	10.05
Dec.	1384.71	1134.70	22.03	4.55
Jan.	1245.97	1089.64	14.35	-1.89
Feb.	1209.54	1028.38	17.62	-11.10
Mar.	1337.25	1119.15	19.49	-2.10
Apr.	1311.83	1215.90	7.89	6.56
May.	1438.36	1185.65	21.31	-0.54
Jun.	1499.28	1166.19	28.56	4.36
Monthly average for period Jul.-Jun.	1319.35	1160.14	13.72	5.57

Monthly Cash Inflow (Including Foreign Exchange Bearer Certificates & Foreign Currency Bearer Certificates)	2014-2015	2013-2014	YOY growth (percent)	
			2014-15	2013-14
July.	1649.39	1404.69	17.42	16.60
Aug.	1328.71	1240.14	7.14	-1.50
Sep.	1716.59	1284.22	33.67	13.11
Oct.	1383.13	1348.03	2.60	-1.25
Nov.	1,320.62	1,130.41	16.83	11.06
Dec.	1,583.23	1,384.94	14.32	22.05
Jan.	1,378.19	1,245.97	10.61	14.35
Feb.	1,391.76	1,209.77	15.04	17.64
Mar.	1,577.46	1,337.89	17.91	19.55
Apr.	1640.58	1311.85	25.06	7.89
May.	1663.10	1440.47	15.46	21.49
Jun.	1821.28	1499.33	21.47	28.57
Jul.- Jun.	18,454.04	15,837.71	16.52	13.76
Monthly average for period Jul. -Jun.	1,537.84	1,319.81	16.52	13.76

Source: State Bank of Pakistan.

1.3 Exchange Rates Pak. Rupees in Terms of One Unit of Foreign Currency

S. No.	Country/ Organization	Currency	Jun. 2014	Jul. 2014	Aug. 2014	Sep. 2014	Oct, 2014	Nov, 2014	Dec, 2014
1	Australia	Dollar	92.1739	92.6105	93.1544	92.7943	90.2264	87.9250	83.1334
2	Bahrain	Dinar	261.2900	261.8930	266.0866	271.8155	272.8432	270.1091	267.5589
3	Canada	Dollar	90.8801	92.0946	91.6475	93.0727	91.6443	89.8610	87.4636
4	China	Yuan	15.7856	15.8840	16.2515	16.6639	16.7696	16.6038	16.2792
5	Denmark	Krone	17.9406	17.9355	17.8815	17.7605	17.5258	17.0685	16.7028
6	E.M.U.	Euro	133.7878	133.7113	133.2126	132.1073	130.4007	126.9196	124.2046
7	Hong Kong	Dollar	12.6985	12.7245	12.9217	13.2087	13.2472	13.1275	13.0020
8	I.M.F.	SDR	151.9282	152.2646	153.0040	153.7461	152.8985	149.7642	147.0766
9	India	Rupee	1.6505	1.6447	1.6466	1.6844	1.6755	1.6563	1.6101
10	Japan	Yen	0.9645	0.9704	0.9720	0.9549	0.9531	0.8741	0.8449
11	Kuwait	Dinar	349.5088	349.9097	353.6401	357.7824	356.2795	350.1075	345.5934
12	Malaysia	Ringgit	30.5613	30.9624	31.5156	31.8403	31.4291	30.4018	28.9648
13	Newzeland	Dollar	84.8537	85.9952	84.3928	83.5295	81.0694	79.7754	78.2086
14	Norway	Krone	16.3080	15.9290	16.1499	16.1540	15.6933	14.9430	13.8512
15	Oman	Riyal	255.8793	256.4505	260.5614	266.1697	267.1820	264.5024	262.0115
16	Qatar	Riyal	27.0735	27.1242	27.5627	28.1551	28.2558	27.9803	27.7192
17	Singapore	Dollar	78.6521	79.3490	80.1959	81.0648	80.7105	78.5090	76.6558
18	Sweden	Krona	14.7260	14.4839	14.5123	14.3815	14.2137	13.7339	13.2260
19	Switzerland	Franc	109.8656	110.0846	109.9802	109.4509	108.0606	105.5734	103.3284
20	Saudi Arabia	Riyal	26.2470	26.2976	26.7017	27.2987	27.3946	27.1324	26.8668
21	Thailand	Bhath							
22	Turkey	Lira							
23	U.A.E.	Dirham	26.8017	26.8516	27.2560	27.8701	27.9786	27.7128	27.4498
24	U.K.	Sterling (Pound)	166.2752	168.5664	167.0683	166.9160	165.2493	160.3856	157.5266
25	U.S.A.	Dollar	98.4679	98.6543	100.0897	102.3424	102.7536	101.7874	100.8234

Contd.

1.3 Exchange Rates Pak. Rupees in Terms of One Unit of Foreign Currency

S. No.	Country/ Organization	Currency	Jan, 2015	Feb, 2015	Mar, 2015	Apr, 2015	May, 2015	Jun, 2015
1	Australia	Dollar	81.3465	78.9003	78.5801	78.5158	80.4124	78.4474
2	Bahrain	Dinar	267.3446	269.1468	270.1113	269.8818	269.0697	268.9782
3	Canada	Dollar	83.4048	81.0219	80.6988	82.2890	83.7223	82.3169
4	China	Yuan	16.1850	16.1915	16.3008	16.4115	16.4169	16.4085
5	Denmark	Krone	15.7483	15.4500	14.7874	14.7088	15.2381	15.2938
6	E.M.U.	Euro	117.0922	115.047	110.1936	109.6853	113.5369	113.9604
7	Hong Kong	Dollar	12.9880	13.0605	13.1185	13.1275	13.1382	13.1327
8	I.M.F.	SDR	143.2795	143.3639	141.0700	140.8527	143.0753	143.0595
9	India	Rupee	1.6242	NA	NA	NA	NA	NA
10	Japan	Yen	0.8507	0.8539	0.8454	0.8511	0.8437	0.8237
11	Kuwait	Dinar	342.6563	343.6149	341.0843	337.7510	337.733	337.2913
12	Malaysia	Ringgit	28.0866	28.1219	27.6728	28.0235	28.3095	27.2521
13	Newzeland	Dollar	76.9837	75.5010	75.8800	77.0460	75.2487	71.1702
14	Norway	Krone	13.1036	13.3432	12.7618	12.8813	13.5006	13.0415
15	Oman	Riyal	261.8129	263.5757	264.5088	264.3049	264.5546	264.4459
16	Qatar	Riyal	27.6921	27.8779	27.9761	27.9565	27.9845	27.9726
17	Singapore	Dollar	75.2834	74.7578	73.9032	75.3753	76.2984	75.5913
18	Sweden	Krona	12.4218	12.141	11.9339	11.762	12.2198	12.2935
19	Switzerland	Franc	106.9918	108.3337	103.8239	105.7196	109.2059	109.1109
20	Saudi Arabia	Riyal	26.8142	26.9963	27.1305	27.1209	27.1498	27.1439
21	Thailand	Bhath	3.0798	3.1195	3.1237	3.1316	3.0392	--
22	Turkey	Lira	43.0815	41.0641	39.2744	38.4121	38.5462	--
23	U.A.E.	Dirham	27.4116	27.5806	27.705	27.6929	27.72	27.7146
24	U.K.	Sterling (Pound)	152.5333	155.2163	152.4451	151.7945	157.4125	158.1071
25	U.S.A.	Dollar	100.6834	101.3651	101.7597	101.7004	101.8042	101.7725

Note: Euro, a common currency of the 11 member countries of European Economic and Monetary Union (EMU) was introduced with effect from 1st January, 1999.

Source: State Bank of Pakistan.

2. CLIMATE

2.1 Temperature at Selected Stations

(In centigrade)

Stations	Murree		Rawalpindi/Islamabad		Jhelum		Lahore		Sargodha	
Height in meters above sea level	2167		507		232		213		187	
	Max.	Min.	Max.	Min.	Max.	Min.	Max.	Min.	Max.	Min.

Month:

Jan. 2014	9.6	-1.0	18.8	2.0	20.6	4.1	19.2	6.2	20.4	6.2
Feb. 2014	7.6	0.9	19.3	5.7	20.9	7.7	20.3	8.0	21.1	7.2
Mar. 2014	10.6	3.1	21.9	10.5	25.5	23.5	25.2	12.5	25.4	13.9
Apr. 2014	17.0	8.6	28.5	13.9	31.4	16.9	32.1	17.9	31.4	17.4
May. 2014	21.5	11.8	40.0	25.0	35.9	21.6	32.1	17.9	42.0	28.3
Jun. 2014	26.7	16.9	38.8	22.7	41.8	25.8	41.2	27.3	43.3	29.0

Jan. 2015	10.6	-0.2	18.6	3.0	18.6	6.8	16.6	7.7	16.8	6.2
Feb. 2015	10.3	1.7	20.3	7.2	22.9	9.2	22.6	11.6	22.7	11.0
Mar. 2015	12.5	4.5	22.5	10.4	N.R	N.R	25.1	14.4	24.7	14.0
Apr. 2015	18.1	9.6	28.5	15.3	31.2	18.5	32.7	20.8	32.9	20.5
May. 2015	22.8	13.5	34.6	18.1	37.2	21.7	39.1	26.3	39.8	26.4
Jun. 2015	23.8	14.2	36.2	22.1	38.0	24.3	38.1	26.3	39.2	26.3

Stations	Faisalabad		Multan		Bahawalpur		Hyderabad		Nawabshah	
Height in meters above sea level	183		122		116		40		37	
	Max.	Min.	Max.	Min.	Max.	Min.	Max.	Min.	Max.	Min.

Month:

Jan. 2014	19.9	4.4	20.6	5.5	20.4	5.6	22.6	9.2	23.5	5.5
Feb. 2014	19.8	7.3	21.9	8.9	22.5	8.5	25.2	13.0	24.3	9.6
Mar. 2014	25.5	13.0	26.8	14.3	27.5	13.7	40.0	18.0	31.9	15.1
Apr. 2014	32.7	18.5	34.5	20.1	35.6	20.0	38.5	12.6	40.0	21.1
May. 2014	37.1	23.6	38.3	24.7	39.0	25.0	41.0	25.5	43.0	25.0
Jun. 2014	41.8	28.1	41.8	30.3	43.2	29.5	40.8	27.7	45.4	28.9

Jan. 2015	16.9	6.9	18.0	6.5	17.9	6.3	24.0	10.7	23.8	7.9
Feb. 2015	22.3	10.0	23.4	10.8	23.9	10.7	28.5	15.0	28.8	11.5
Mar. 2015	24.6	13.0	26.3	14.5	26.7	14.1	32.3	13.0	32.2	14.7
Apr. 2015	33.3	20.0	35.5	22.0	36.5	21.8	37.9	23.5	41.5	22.4
May. 2015	39.3	24.6	40.6	28.3	40.3	25.4	41.5	26.5	45.0	25.7
Jun. 2015	38.8	26.0	39.6	28.0	39.4	26.9	39.7	27.7	42.4	27.8

Contd.

2.1 Temperature at Selected Stations

(In centigrade)

Stations	Jacobabad		Karachi A.P.		Peshawar		D.I.Khan		Saidu Sharif		Gilgit	
Height in meters above sea level	55		21		359		173		961		1459	
	Max.	Min.	Max.	Min.	Max.	Min.	Max.	Min.	Max.	Min.	Max.	Min.

Month:

Jan. 2014	22.6	6.5	25.5	9.9	19.5	5.3	21.3	3.7	15.7	2.5	10.4	-3.4
Feb. 2014	24.1	9.5	28.0	13.1	19.4	8.0	21.9	6.6	14.9	3.8	13.7	0.3
Mar. 2014	29.7	14.8	31.7	18.9	21.6	11.2	24.8	11.1	17.8	7.5	12.1	1.0
Apr. 2014	37.9	21.5	35.1	24.4	29.1	16.3	31.9	17.2	25.0	12.8	24.2	9.3
May. 2014	41.9	25.9	35.9	27.0	33.9	21.3	37.6	21.7	29.8	15.9	35.2	14.1
Jun. 2014	45.4	28.8	36.5	29.2	33.9	21.3	42.6	25.5	43.0	29.0	34.5	14.5

Jan. 2015	21.0	6.5	28.7	12.6	18.8	5.2	17.9	3.4	15.0	2.1	12.1	-2.7
Feb. 2015	23.7	11.7	27.9	15.9	20.7	8.9	22.5	8.0	16.1	5.2	14.6	0.7
Mar. 2015	29.2	14.9	31.5	19.2	22.4	12.0	25.0	11.6	20.3	8.5	18.7	4.9
Apr. 2015	39.2	23.2	35.9	25.7	30.1	17.3	45.1	18.1	26.5	13.6	26.2	9.4
May. 2015	44.1	29.0	36.0	27.7	35.6	22.0	39.7	22.6	31.6	17.3	29.0	12.6
Jun. 2015	42.5	29.6	37.7	29.8	38.3	24.9	39.7	23.7	33.1	19.4	36.1	14.9

Stations	Quetta (Samungli)		Zhub (Fortsandeman)		Khuzdar		Punjrur		Dalbadin	
Height in meters above sea level	1600		1405		1231		980		848	
	Max.	Min.	Max.	Min.	Max.	Min.	Max.	Min.	Max.	Min.

Month:

Jan. 2014	12.5	4.3	14.6	2.5	15.0	2.5	10.0	2.0	18.1	2.5
Feb. 2014	7.2	-0.7	14.4	1.1	17.3	3.0	16.3	3.0	17.1	2.1
Mar. 2014	18.0	3.1	19.5	6.8	24.0	9.3	24.0	10.2	26.3	8.1
Apr. 2014	25.5	8.6	26.7	14.0	35.0	18.1	32.8	18.3	34.9	15.5
May. 2014	36.0	18.6	38.0	23.3	40.0	26.4	37.1	21.7	44.0	26.8
Jun. 2014	36.0	18.6	38.0	23.3	40.0	26.4	41.0	27.1	44.0	26.8

Jan. 2015	14.1	-1.6	15.5	0.3	20.1	4.0	19.0	3.2	20.0	3.2
Feb. 2015	16.1	4.3	17.8	4.1	22.4	8.5	22.4	8.5	22.0	8.5
Mar. 2015	18.0	6.0	20.7	7.1	24.0	11.1	26.0	9.4	26.0	10.0
Apr. 2015	26.5	11.0	28.7	14.7	30.2	18.6	35.0	18.2	36.0	18.1
May. 2015	32.0	15.0	32.6	17.8	36.9	26.5	39.0	22.5	41.0	22.4
Jun. 2015	36.6	21.1	35.0	20.3	36.6	24.7	39.7	25.9	43.0	25.1

N.R = Not received

Source: Pakistan Meteorological Department, Karachi.

2.2 Rainfall at Selected Stations

(In millimeters)

Stations	Murree	Rawalpindi/ Islamabad	Jhelum	Lahore	Sargodha	Faisal- abad	Multan	Bahawal- pur	Hyder- abad	Nawab- shah	Jaco- abad
Height in meters above sea level	2167	507	232	213	187	183	122	116	40	37	55

Year/month

2010	1681.6	849.0	771.0	541.0	602.0	545.0	285.0	226.0	214.0	343.0	152.0
2011	1442.2	1079.0	748.0	903.0	710.0	544.0	180.0	164.0	404.1	309.0	293.3
2012	1515.0	1076.0	717.0	527.0	368.0	366.0	239.0	183.0	121.0	182.0	486.0
2013	1451.0	1732.0	924.0	1109.0	362.0	378.0	157.0	148.0	74.0	86.0	345.0
2014	1509.2	1139.8	939.3	800.6	401.3	401.8	247.3	67.9	25.4	69.7	21.3
Jan. 2014	33.8	6.0	2.2	4.0	TR	0.0	0.6	TR	0.0	0.0	TR
Feb. 2014	104.8	50.4	27.6	22.6	7.0	16.2	22.9	7.2	0.0	0.0	3.0
Mar. 2014	280.5	282.4	148.8	50.3	37.2	38.7	32.4	4.9	0.0	7.4	8.1
May. 2014	151.1	31.0	73.5	50.1	31.0	5.0	66.7	21.6	0.0	31.6	1.0
Jun. 2014	103.8	32.0	25.1	50.1	38.2	3.0	0.0	0.0	0.0	0.0	3.2
Jan. 2015	42.0	33.2	30.6	19.9	14.5	16.2	1.4	TR	0.0	0.0	0.0
Feb. 2015	154.7	94.7	38.6	61.0	16.8	30.3	5.9	15.0	0.0	TR	1.0
Mar. 2015	235.3	286.1	N.R	141.8	145.9	67.8	67.0	46.9	TR	2.0	46.0
Apr. 2015	279.4	196.4	134.4	5.2	67.7	43.6	10.2	28.8	0.0	3.0	35.0
May. 2015	74.2	30.2	20.0	31.7	3.8	23.6	10.7	26.2	TR	0.0	1.5
Jun. 2015	233.6	33.6	50.1	45.0	48.5	27.3	51.1	106.0	8.2	37.2	13.0

Contd.

2.2 Rainfall at Selected Stations

(In millimeters)

Stations	Karachi Airport	Peshawar	D.I. Khan	Saidu Sharif	Gilgit	Quetta (Samungli)	Zhob (Fortsandeman)	Khuzdar	Punjab	Dalbadin
Height in meters above sea level	21	359	173	961	1459	1600	1405	1231	980	848

Year/month

2010	373.0	839.0	756.0	1465.1	214.6	102.0	279.0	159.0	54.0	20.0
2011	290.6	568.0	281.0	853.7	158.7	246.5	40.5	286.6	138.0	64.9
2012	152.0	480.0	450.0	803.0	110.0	410.0	47.0	167.0	33.0	160.0
2013	169.0	551.0	327.0	954.0	153.0	53.0	66.0	479.0	101.0	23.0
2014	30.7	326.3	249.7	658.1	78.2	97.0	173.7	201.9	61.8	17.3
Jan. 2014	TR	3.0	TR	9.0	1.8	1.0	0.0	0.0	30.0	13.6
Feb. 2014	0.0	32.0	27.2	121.7	0.4	31.0	25.0	75.5	0.0	8.0
Mar. 2014	12.4	111.0	68.5	215.9	3.6	73.0	66.5	60.1	9.0	16.0
May. 2014	1.3	20.0	8.0	95.1	40.0	0.0	0.0	0.0	0.0	44.0
Jun. 2014	TR	33.3	33.5	2.5	4.5	0.0	0.0	0.0	0.0	TR
Jan. 2015	0.3	42.0	9.7	65.3	TR	11.0	26.0	9.8	13.0	6.0
Feb. 2015	2.1	72.0	17.2	148.8	13.2	32.8	33.2	9.6	16.0	11.0
Mar. 2015	2.8	111.0	69.8	135.5	6.1	55.1	21.0	29.0	6.0	11.0
Apr. 2015	0.0	110.5	39.8	165.3	19.0	17.0	22.0	0.0	6.0	0.0
May. 2015	0.0	21.0	3.0	83.0	21.6	10.0	7.0	2.0	20.0	TR
Jun. 2015	TR	0.0	29.5	74.6	8.4	TR	25.0	22.8	0.0	1.2

N.R = Not received

TR = Trace (Rainfall less than 0.1 mm)

Source: Pakistan Meteorological Department, Karachi.

3. ENERGY & MINING

3.1 Production of Crude Oil

Unit: Barrels

S. NO	COMPANY	Field	Jul,14	Aug,14	Sep ,14	Oct,14	Nov,14	Dec,14
PUNJAB								
1	OGDCL	BHALSYEDAN	352	337	308	347	355	390
2		CHAK NAURANG	8215	8710	9040	8884	8720	8990
3		DAKHNI	27185	22015	12110	7220	29080	24675
4		DHODAK	1136	54	412	1201	1579	1701
5		FIMKASSAR	3379	3379	3270	3379	3270	3235
6		KAL	8041	7595	7581	3420	3801	3726
7		MISSAKISWAL	666	926	940	1447	5496	1895
8		RAJIAN	64350	55770	47265	60390	56850	58475
9		SADKAL	1358	1449	1400	1415	1350	1709
10		TOOT	10634	10288	9945	10330	9988	10321
		Sub Total	125316	110523	92271	98033	120489	115117
11	OPL	DHURNAL	3075	3093	3201	3281	3246	3496
12		RATANA	18761	18131	16880	16809	15746	15246
		Sub Total	21836	21224	20081	20090	18992	18742
13	POL	BALKASSAR	9960	10709	11178	11252	11588	12973
14		BELA	0	1011	85	0	0	0
15		DHULIAN	4916	4800	4330	4922	4649	4586
16		KHAUR	158	149	152	159	152	184
17		JOYAMIR	1135	1267	766	0	0	0
18		MINWAL	0	0	0	2037	2413	2286
19		MEYAL	9501	9877	9079	10190	9381	10262
20		PARIWALI	15863	15830	15105	15861	14643	16199
21		PINDORI	8111	7598	7126	9059	10571	8095
22		TURKWAL	976	870	799	849	816	820
		Sub Total	50620	52111	48620	54329	54213	55405
23	MPCL	GHAURI	40905	26035	11992	36500	29117	21349
24		HALINI	0	24914	28267	35269	40943	43320
		Sub Total	40905	50949	40259	71769	70060	64669
25	PPL	ADHI	205611	201552	136735	202257	194250	206090
		Sub Total	205611	201552	136735	202257	194250	206090
26	Dewan	RODHO SALSABIL	3645	3572	3396	3512	3441	3324
		Sub Total	3645	3572	3396	3512	3441	3324
		TOTAL	447933	439931	341362	449990	461445	463347
SINDH								
1	BHP	ZAMZAMA	30692	29742	26757	29759	24323	28952
		Sub Total	30692	29742	26757	29759	24323	28952
2	UEPL	AASSU	137074	129259	135284	140418	141459	161588
3		ALI	433	635	195	212	262	345
4		BIJORO	12118	9725	7833	6702	5251	4957
5		BHATI/ NAKURJI	11	2	77	3	10	4
6		BUKHARI DEEP	70	39	0	0	0	14
7		BACHAL	2376	1792	1858	1452	1510	1407
8		BAKSH DEEP	3788	3780	2744	2638	1939	1901
9		DHANI	0	0	810	7378	3643	1957
10		DABHI (South)	2240	1943	1823	1977	1667	1395
11		DABHI (North)	4351	4069	3602	3865	3467	3578
12		DUPHRI	273	618	301	155	326	1423
13		GHUNGRO	2605	1715	3670	3951	3177	3479
14		GHARO	4931	7371	5643	5364	5798	4667
15		GOLARCHI						
16		HALIPOTA	5278	4880	5080	4964	4584	4516
17		JABO	6215	6629	6437	6579	6005	5939
18		JAGIR	1856	2359	2388	1980	3118	1322
19		JARAR DEEP	6112	7171	8391	4748	5278	6661
20		JOGWANI	70	147	44	389	476	744
21		JHABERI SOUTH	2093	1445	1697	1269	2112	1454
22		JAN	0	0	0	0	0	0
23		KAMAL NORTH 1	7414	8211	8092	8310	7112	13144
24		KHASKELI	6634	6152	5856	5416	6104	5770

Contd.

3.1 Production of Crude Oil

Unit: Barrels

S. NO	COMPANY	Field	Jul,14	Aug,14	Sep ,14	Oct,14	Nov,14	Dec,14
25		KHASKELI DOWN THROWN	709	776	743	667	535	645
26		KHOREWAH	2584	2865	2886	2920	4222	2586
27		KOLI	3612	3341	2913	3619	4043	646
28		KORAI	0	0	0	0	1029	21983
29		LAGHARI	3292	3371	3350	3451	3388	3323
30		LODANO	6412	6194	4806	2929	2571	2857
31		LODANO DEEP	20312	16492	13228	12697	12092	11144
32		LIARI DEEP						
33		LIMU	0	0	0	0	0	0
34		MAZARI	9485	9439	8851	8630	9100	9745
35		MALAH	174	0	64	0	0	0
36		MAKDUMPUR	3307	1847	1660	821	921	1695
37		MEYUN ISMAIL DEEP	200	265	156	195	297	80
38		MEYUN ISMAIL	1070	894	832	828	1339	563
39		MANSOORA DEEP	0	0	0	0	0	77
40		MOHANO	2559	2360	2256	2100	2291	2091
41		MURID	60722	57562	57544	47040	36498	32817
42		MUBAN	9031	8920	8501	8380	9268	7646
43		MISSRI	1873	1949	2090	1481	1667	1441
44		NAIMAT BASAL	0	0	0	0	0	5360
45		NAIMAT WEST	14177	16146	13627	10752	11048	10185
46		NORTH AKRI	2273	2533	2610	4177	1990	2438
47		NANDO	0	0	0	0	0	0
48		PANIRO	3489	4915	3718	2468	2441	3068
49		PIARO DEEP	185	129	129	128	191	468
50		RAHIM NORTH	41984	32337	25934	26124	24889	22718
51		RAHIM 1X	0	0	0	0	0	0
52		RAHIM 2X	0	0	0	0	0	0
53		SAKHI	3729	4380	3919	4136	5293	2000
54		SAMAN						
55		SALAMAT						
56		SAKHI DEEP	152	149	293	216	152	20
57		SAKHI SOUTH DEEP	143	199	81	47	132	64
58		SONRO	43656	40833	46131	70492	59005	56385
59		SOUTH BUZDAR	507	578	563	439	356	271
60		SOUTH BUZDAR DEEP	13705	17736	19183	17146	18201	15429
61		SOUTH MAZARI	10403	10979	10304	10204	9558	9678
62		SOHRAB DEEP	3929	7753	11691	12560	13807	16307
63		SOUTH MAZARI DEEP	17035	17104	14976	15661	14558	14720
64		SHEIKHANO	7515	6337	5629	5352	4643	4489
65		SHEIKHANO DEEP	4710	4220	4255	3708	2608	2069
66		SUMAR DEEP	14162	19518	24562	23465	24793	25667
67		SUTIARI DEEP	4170	1573	220	430	1267	1674
68		SUHRAT	0	0	481	320	155	0
69		SALEH	0	0	0	33900	30412	24013
70		THEBO	13805	10721	8696	6879	4886	5837
71		THARO						
72		TAJEDI	2609	2884	2289	27	0	1763
73		TANDO GHULAM ALI	644	598	512	617	600	606
74		TANGRI	2798	2712	2722	2762	3398	1130
75		TANGRI DEEP	283	387	407	297	760	136
76		TURK DEEP	1408	1414	1065	1470	1970	2191
77		TURK	2936	2251	2376	2750	686	2466
78		UMER	0	0	0	0	0	0
79		ZAUR	6327	6385	5024	5430	3975	6827
		Sub Total	548018	528988	523102	565485	534333	563583
80	OGDCL	BOBI	37865	37670	28910	29615	35040	34540
81		BALUCH	11171	10920	3121	7060	6835	2670
82		CHAK 2	8710	9560	5690	10280	11465	10715
83		CHAK 7A	1240	1240	1767	1895	1950	1725
84		CHAK 66 NE	0	0	0	0	0	9200
85		CHAK 63	0	0	0	0	0	0
86		HAKEEM DAHO	0	0	0	0	0	0

Contd.

3.1 Production of Crude Oil

Unit: Barrels

S. NO	COMPANY	Field	Jul,14	Aug,14	Sep ,14	Oct,14	Nov,14	Dec,14
88		NUR BAGHLA	2880	2986	2690	2717	2655	2750
89		JAKHRO	7800	8960	4325	7185	6344	5390
90		JARWAR	0	0	0	0	690	0
91		KUNNAR	100885	93765	95052	101315	106970	109549
92		KUNNAR PASAKHI DEEP	35085	33973	29250	30483	32825	33585
93		LASHARI CENTRE	18295	18370	18005	19285	17835	20490
94		MISSAN	4530	4610	4420	4570	4420	4570
95		MOLLAN N	2460	2440	2380	2440	2380	2440
96		PASAKI	104390	104245	97570	86460	96560	100105
97		PASAKI N	23440	8935	21675	20740	9850	8115
98		PASAKI NORTH EAST	9085	24485	8785	8985	8635	9060
99		PALI DEEP	0	0	0	0	0	0
100		QADIR PUR	21100	21390	21310	16745	20255	19795
101		SONO	31770	31665	29580	29100	23920	18700
102		TANDO ALAM	21305	21345	20675	19080	16550	17215
103		THORA	21515	21410	19745	19255	18875	19280
		Sub Total	463526	457969	414950	417210	424054	430989
104	PPL	ADAM	5077	5329	4032	4867	4634	4789
105		KANDH KOT	221	268	246	598	504	592
106		KINZA	0	0	0	0	0	0
107		MAZARANI	369	626	452	459	358	513
		Sub Total	5667	6223	4730	5924	5496	5894
108	OMV	LATIF	956	1125	1235	1287	1407	1701
109		MIANO	902	923	482	758	665	387
		Sub Total	1858	2048	1717	2045	2072	2088
110	MPCL	MARI	2261	2110	1572	1530	1944	1539
111		SUJJAL						
112		SUJAWAL	2173	1966	2070	2063	1887	1970
		Sub Total	4434	4076	3642	3593	3831	3509
113	Eni(Pak)	BHIT	9087	9739	7624	10246	8279	9586
114		BADHRA	0	0	0	0	654	1455
115		KADANWARI	932	912	438	1079	880	540
		Sub Total	10019	10651	8062	11325	9813	11581
116	OMV Maurice	MEHAR	86320	84790	90348	90077	76098	70865
117		SAQIB	377	441	361	412	451	588
		Sub Total	86697	85231	90709	90489	76549	71453
		TOTAL	1150911	1124928	1073669	1125830	1080471	1118049
	KHYBER .P.K							
1	OGDCL	CHANDA	62695	61510	57835	54551	60450	63675
2		NASPHA	600701	598222	586779	661265	659621	677464
3		MELA	55340	59875	59865	66075	61380	62010
		Sub Total	718736	719607	704479	781891	781451	803149
4	MOL	MANZALAI	25135	25437	22549	28256	26355	23172
5		MAMIKHEL	43649	44032	37361	36904	39717	41711
6		MARAMZAI	117298	118933	116146	116435	110714	110503
7		MAKORI	2674	2182	2100	1960	1800	1771
8		MAKORI EAST	456767	470596	470281	384830	465451	450987
		Sub Total	645523	661180	648437	568385	644037	628144
		TOTAL	1364259	1380787	1352916	1350276	1425488	1431293
	BALOCHISTAN							
1	OGDCL	UCH	1349	1069	970	791	1071	1376
		Sub Total	1349	1069	970	791	1071	1376
2	MPCL	ZARGHUN SOUTH	0	0	0	325	472	240
		Sub Total	0	0	0	325	472	240
3	PPL	SUI	595	744	1194	1602	1611	2531
		Sub Total	595	744	1194	1602	1611	2531
		TOTAL	1944	1813	2164	2718	3154	4147
		GRAND TOTAL	2965047	2947459	2770111	2928814	2970558	3016836

3.1 Production of Crude Oil

Unit: Barrels

S. NO	COMPANY	Field	Jan,15	Feb,15	Mar,15	Apr,15	May,15	Jun,15	Cumulative Total from July 2014
PUNJAB									
1	OGDCL	BHALSYEDAN	477	534	650	906	13523	8579	26758
2		CHAK NAURANG	5370	4265	4680	5240	5270	7365	84749
3		DAKHNI	20645	20105	31690	24470	30305	26879	276379
4		DHODAK	1563	1432	1613	1532	1549	1176	14948
5		FIMKASSAR	3193	2884	3193	3090	3193	3090	38555
6		KAL	3747	3422	3299	3151	3315	8008	59106
7		MISSAKISWAL	892	869	937	822	830	768	16488
8		RAJIAN	56630	52420	48155	41475	43395	43135	628310
9		SADKAL	1579	1459	1588	1486	1519	1318	17630
10		TOOT	10550	9215	10168	9992	9917	9677	121025
		Sub Total	104646	96605	105973	92164	112816	109995	1283948
11	OPL	DHURNAL	3471	2813	3266	2680	1679	1613	34914
12		RATANA	13597	11293	11104	9713	10369	9461	167110
		Sub Total	17068	14106	14370	12393	12048	11074	202024
13	POL	BALKASSAR	11835	11343	12542	12321	12059	11080	138840
14		BELA	0	0	0	0	0	0	1096
15		DHULIAN	4424	4161	4373	4432	4549	3894	54036
16		KHAUR	193	164	182	151	151	163	1958
17		JOYAMIR	0	0	15	754	660	641	5238
18		MINWAL	2363	1869	2137	1474	584	0	15163
19		MEYAL	10088	8933	10121	9496	9319	7877	114124
20		PARIWALI	15465	13610	15510	14712	14331	11641	178770
21		PINDORI	7899	7213	7500	9719	11567	7719	102177
22		TURKWAL	793	715	805	775	802	734	9754
		Sub Total	53060	48008	53185	53834	54022	43749	621156
23	MPCL	GHAURI	20694	18117	24825	23267	24540	25805	303146
24		HALINI	41593	36675	40124	37860	38722	36892	404579
		Sub Total	62287	54792	64949	61127	63262	62697	707725
25	PPL	ADHI	199727	179364	195749	186312	168465	186689	2262801
		Sub Total	199727	179364	195749	186312	168465	186689	2262801
26	Dewan	RODHO SALSABIL	3417	2991	3234	2917	2921	2774	39144
		Sub Total	3417	2991	3234	2917	2921	2774	39144
		TOTAL	440205	395866	437460	408747	413534	416978	5116798
SINDH									
1	BHP	ZAMZAMA	24573	22075	23642	21731	22119	20815	305180
		Sub Total	24573	22075	23642	21731	22119	20815	305180
2	UEPL	AASSU	136023	145572	204319	189045	169851	147735	1837627
3		ALI	371	363	399	261	284	184	3944
4		BIJORO	2583	1363	1783	2518	2795	4172	61800
5		BHATI / NAKURJI	0	12	45	0	1	0	165
6		BUKHARI DEEP	7	27	10	8	0	0	175
7		BACHAL	1426	913	1511	1167	910	588	16910
8		BAKSH DEEP	2118	1294	1217	2763	3640	2710	30532
9		DHANI	395	3344	2683	372	1923	1639	24144
10		DABHI (South)	1517	3055	399	3054	1760	1474	22304
11		DABHI (North)	3666	1643	3509	523	2956	3077	38306
12		DUPHRI	918	572	57	0	0	0	4643
13		GHUNGRO	3763	3381	3166	3436	3460	3304	39107
14		GHARO	4945	4047	2805	3032	3441	2970	55014
15		GOLARCHI	3	0	0	0	0	0	3
16		HALIPOTA	2644	3316	2798	2411	3446	3789	47706
17		JABO	5760	6771	5838	4950	5634	4975	71732
18		JAGIR	1133	1999	1790	1865	1237	505	21552
19		JARAR DEEP	10636	7787	9807	5781	660	36	73068
20		JOGWANI	940	350	331	760	477	270	4998
21		JHABERI SOUTH	1491	1074	1037	1673	1522	449	17316
22		JAN	0	0	710	214	0	0	924
23		KAMAL NORTH 1	8651	5345	11571	39005	28088	20761	165704
24		KHASKELI	6299	4916	7001	5965	5972	6129	72214

Contd.

3.1 Production of Crude Oil

S. NO	COMPANY	Field	Jan,15	Feb,15	Mar,15	Apr,15	May,15	Jun,15	Unit: Barrels
									Cummulative Total from July 2014
25		KHASKELI DOWN THROWN	787	644	874	759	689	729	8557
26		KHOREWAH	2791	2544	2691	2935	2764	2469	34257
27		KOLI	796	2049	1958	1170	1027	472	25646
28		KORAI	21018	14098	12988	26352	25146	19033	141647
29		LAGHARI	3197	2646	2554	1531	41	315	30459
30		LODANO	2278	2039	2366	1555	4850	2718	41575
31		LODANO DEEP	9142	7386	8493	7633	6963	5174	130756
32		LIARI DEEP	150		0	71	73	0	294
33		LIMU	0	609	47	17	0	0	673
34		MAZARI	9339	8987	9559	9434	9455	7542	109566
35		MALAH	0	0			0	0	238
36		MAKDUMPUR	1462	1280	1417	776	1235	883	17304
37		MEYUN ISMAIL DEEP	110	212	159	211	205	191	2281
38		MEYUN ISMAIL	546	994	820	972	1084	1003	10945
39		MANSOORA DEEP	0	0	0		0	0	77
40		MOHANO	2272	1601	2696	1906	1700	1610	25442
41		MURID	31385	25715	20941	23144	20627	17192	431187
42		MUBAN	9016	8154	4939	5967	7409	6677	93908
43		MISSRI	2001	1737	1908	2097	937	973	20154
44		NAIMAT BASAL	13599	12119	5329	2890	2907	2605	44809
45		NAIMAT WEST	10589	7970	9639	7187	9194	8571	129085
46		NORTH AKRI	2008	1658	1609	1695	1502	1369	25862
47		NANDO	0		26	46	0	4	76
48		PANIRO	3464	3039	1465	2261	2957	2355	35640
49		PIARO DEEP	562	137	335	186	543	1114	4107
50		RAHIM NORTH	21509	19097	19936	11137	1379	1203	248247
51		RAHIM 1X	0	0	0		11525	9449	20974
52		RAHIM 2X	0	0	0		7545	6475	14020
53		SAKHI	2360	3295	3182	3858	3918	2938	43008
54		SAMAN				3858	1914	14	5786
55		SALAMAT					259	0	259
56		SAKHI DEEP	55	104	68	86	53	9	1357
57		SAKHI SOUTH DEEP	63	70	35		0	29813	30647
58		SONRO	52901	54292	58184	46029	37909	0	565817
59		SOUTH BUZDAR	229	49	0		0	0	2992
60		SOUTH BUZDAR DEEP	15505	13553	16070	13907	13430	12931	186796
61		SOUTH MAZARI	9443	8642	9622	9163	9413	9150	116559
62		SOHRAB DEEP	15647	13048	13487	11812	8987	7670	136698
63		SOUTH MAZARI DEEP	14701	14173	16152	15172	15283	15000	184535
64		SHEIKHANO	4109	3457	3373	3098	3074	2911	53987
65		SHEIKHANO DEEP	2303	1747	2184	1674	1647	1004	32129
66		SUMAR DEEP	25419	19198	22313	6019	12351	16097	233564
67		SUTIARI DEEP	6391	6326	5654	2899	2366	2296	35266
68		SUHRAT	28	0	0		0	39	1023
69		SALEH	20316	31637	38034	45558	44770	41740	310380
70		THEBO	4911	4663	4740	2464	80	3600	71282
71		THARO					115	2403	2518
72		TAJEDI	2634	1994	1867	2034	1790	1485	21376
73		TANDO GHULAM ALI	653	594	633	474	335	257	6523
74		TANGRI	1501	2368	2016	2631	2079	1594	27711
75		TANGRI DEEP	253	582	126	310	164	359	4064
76		TURK DEEP	1930	3778	3438	1729	1526	1264	23183
77		TURK	2560	2140	1596	1827	1990	1776	25354
78		UMER	0	0	19658	16447	12718	4100	52923
79		ZAUR	4828	4487	5431	5646	5991	4728	65079
		Sub Total	532050	512056	603398	577430	541976	468071	6498490
80	OGDCL	BOBI	34720	28580	27600	23990	20300	17860	356690
81		BALUCH	0	0	0	0	0	0	41777
82		CHAK 2	10410	5370	1464	0	0	0	73664
83		CHAK 7A	1705	1190	1500	785	790	675	16462

Contd.

3.1 Production of Crude Oil

Unit: Barrels									
S. NO	COMPANY	Field	Jan,15	Feb,15	Mar,15	Apr,15	May,15	Jun,15	Cummulative Total from July 2014
84		CHAK 66 NE	17160	9895	3660	0	0	0	39915
85		CHAK 63	0	0	7840	8760	7253	3284	27137
86		HAKEEM DAHO	0	0	10570	20185	18662	13044	62461
87		NIM	5260	3225	3005	2150	2140	1695	18570
88		NUR BAGHLA	2695	2265	2375	2130	2015	1855	30013
89		JAKHRO	5100	4680	5800	7195	5740	3948	72467
90		JARWAR	0	0	0	1910	10940	10325	23865
91		KUNNAR	105654	93617	101166	97514	100095	101480	1207062
92		KUNNAR PASAKHI DEEP	29906	27775	30234	31385	32215	30525	377241
93		LASHARI CENTRE	22500	20645	22715	22030	22745	22280	245195
94		MISSAN	4610	4120	4570	4415	3440	3420	51695
95		MOLLAN N	2460	2205	2440	2380	2440	2365	28830
96		PASAKI	99850	91110	106490	101705	105455	102435	1196375
97		PASAKI N	0	3785	11545	13430	14070	13740	149325
98		PASAKI NORTH EAST	8995	8100	8935	8845	9010	8775	121695
99		PALI DEEP	0	0	0	0	3050	20610	23660
100		QADIR PUR	20195	18920	22575	21110	19950	19590	242935
101		SONO	21975	20670	22870	19475	22185	21905	293815
102		TANDO ALAM	17940	16565	18220	18205	20035	19340	226475
103		THORA	15790	12495	13570	13355	13510	11535	200335
		Sub Total	426925	375212	429144	420954	436040	430686	5127659
104	PPL	ADAM	4891	4404	5359	5221	5316	4322	58241
105		KANDH KOT	1186	779	422	376	337	209	5738
106		KINZA	0	0	0	0	271	121	392
107		MAZARANI	646	370	344	353	437	358	5285
		Sub Total	6723	5553	6125	5950	6361	5010	69656
108	OMV	LATIF	1561	1318	1502	1425	1726	1760	17003
109		MIANO	771	752	1012	631	1051	887	9221
		Sub Total	2332	2070	2514	2056	2777	2647	26224
110	MPCL	MARI	1575	1786	1803	2411	2681	2186	23398
111		SUJJAL					0	3724	3724
112		SUJAWAL	2364	2704	2889	2890	3207	1179	27362
		Sub Total	3939	4490	4692	5301	5888	7089	54484
113	Eni(Pak)	BHIT	9778	10243	12188	8834	9564	7329	112497
114		BADHRA	1530	1519	1629	1074	1283	986	10130
115		KADANWARI	540	790	1139	587	771	633	9241
		Sub Total	11848	12552	14956	10495	11618	8948	131868
116	OMV Maurice	MEHAR	68083	59541	55931	42813	61702	51095	837663
117		SAQIB	534	98	337	318	307	0	4224
		Sub Total	68617	59639	56268	43131	62009	51095	841887
		TOTAL	1077007	993647	1140739	1087048	1088788	994361	13055448
	KHYBER .P.K								
1	OGDCL	CHANDA	55500	52790	51595	48200	48635	45130	662566
2		NASPHA	669096	595345	649595	622640	637308	609134	7567170
3		MELA	64890	62090	60180	68850	64750	59375	744680
		Sub Total	789486	710225	761370	739690	750693	713639	8974416
4	MOL	MANZALAI	29315	21383	26000	24187	24032	25499	301320
5		MAMIKHEL	32242	29887	32526	28645	29571	26168	422413
6		MARAMZAI	111541	100954	109562	104996	105483	103970	1326535
7		MAKORI	2942	2697	2588	2088	1690	917	25409
8		MAKORI EAST	464094	416104	431241	439700	381846	397031	5228928
		Sub Total	640134	571025	601917	599616	542622	553585	7304605
		TOTAL	1429620	1281250	1363287	1339306	1293315	1267224	16279021
	BALUCHISTAN								
1	OGDCL	UCH	1102	914	1365	1543	1651	1508	14709
		Sub Total	1102	914	1365	1543	1651	1508	14709
2	MPCL	ZARGHUN SOUTH	771	778	675	475	399	333	4468
		Sub Total	771	778	675	475	399	333	4468
3	PPL	SUI	3305	1974	1932	1649	1321	1151	19609
		Sub Total	3305	1974	1932	1649	1321	1151	19609
		TOTAL	5178	3666	3972	3667	3371	2992	38786
		GRAND TOTAL	2952010	2674429	2945458	2838768	2799008	2681555	34490053

3.2 Production of Natural Gas

(MCFT)

S.NO	COMPANY	Field	Jul.,14	Aug.,14	Sep ,14	Oct,14	Nov,14	Dec,14
PUNJAB								
1	OGDCL	DAKHNI	1252.09	1202.51	677.66	597.15	907.65	1092.85
2		BAHU	652.20	601.63	486.97	447.12	415.00	365.03
3		FIMKASSAR	3.41	3.41	3.30	3.41	3.30	3.29
4		DHODAK	125.70	118.50	105.00	114.30	111.00	114.70
5		KAL	2.26	2.10	2.10	1.00	0.00	0.00
6		MISSAKISWAL	3.62	3.61	3.38	4.85	11.74	5.91
7		NANDPUR/PANJPIR	267.62	260.55	255.97	262.16	172.55	266.40
8		RAJIN	23.98	23.10	19.67	20.16	18.34	20.07
9		SOGHRI	0	0	0	0	0	0
10		TOOT	25.13	24.11	23.53	23.85	20.84	24.81
11		SADKAL	52.62	53.68	50.22	45.17	50.07	52.92
		SUB TOTAL	2408.63	2293.20	1627.80	1519.17	1710.49	1945.98
12	OPL	DHURNAL	16.36	14.07	14.37	14.03	13.54	13.82
13		RATANA	297.91	284.38	264.00	258.79	236.72	226.85
		SUB TOTAL	314.27	298.45	278.37	272.82	250.26	240.67
14	POL	BALKASSAR	1.42	1.75	1.86	1.95	2.00	2.20
15		BELA	39.66	13.70	9.23	0.00	0.00	0.00
16		DHULIAN	72.85	72.85	61.86	72.85	70.24	72.77
17		MEYAL	83.68	83.76	71.82	84.66	82.18	85.38
18		PARIWALI	202.49	202.66	187.46	203.32	182.61	182.02
19		PINDORI	20.96	19.96	18.44	24.10	32.24	26.04
20		TURKWAL	1.55	1.55	1.50	1.55	1.50	1.55
		SUB TOTAL	422.61	396.23	352.17	388.43	370.77	369.96
21	PPL	ADHI	1291.49	1293.51	934.35	1315.00	1284.00	1336.48
		SUB TOTAL	1291.49	1293.51	934.35	1315.00	1284.00	1336.48
22	MPCL	HALINI	0.00	21.97	27.10	32.95	37.01	39.96
		SUB TOTAL	0.00	21.97	27.10	32.95	37.01	39.96
23	DEWAN	RODHO(SALSABIL)	517.79	503.01	485.77	487.84	461.09	456.89
		SUB TOTAL	517.79	503.01	485.77	487.84	461.09	456.89
		TOTAL	4954.79	4806.37	3705.56	4016.21	4113.62	4389.94
SINDH								
1	BHP	ZAMZAMA	6423.00	6209.00	5550.00	6229.00	5924.00	5537.00
		SUB TOTAL	6423.00	6209.00	5550.00	6229.00	5924.00	5537.00
2	UEPL	ALI	86.53	87.62	82.92	85.28	84.11	86.35
3		AASSU	14.66	13.28	13.62	12.88	13.24	17.54
4		BHATTI/NAKURJI	24.22	22.44	22.11	22.18	20.68	22.42
5		BAQAR DEEP	0.31	0.00	0.00	0.00	0.00	0.00
6		BUKHARI DEEP	60.64	56.61	40.51	42.77	37.89	36.75
7		BACHAL	9.93	5.31	6.71	7.75	8.74	6.21
8		BAKSH DEEP	638.68	687.12	550.56	447.44	405.68	357.43
9		BIJORO	1.89	1.89	1.52	1.39	1.27	1.11
10		DABHI SOUTH	8.82	11.35	15.74	18.23	17.98	14.12
11		DABHI NORTH	2.07	2.28	1.95	0.89	1.89	1.65
12		DHANI	0.00	0.00	0.84	12.52	14.96	9.25
13		DUPHRI	57.05	69.03	62.91	60.80	55.75	53.62
14		FATEH SHAH NORTH	40.38	35.15	30.64	27.17	22.51	15.77
15		GHUNGRO	2.41	1.29	3.05	3.29	2.75	2.67
16		GHARO	0.75	0.98	0.75	0.84	0.86	0.85
17		GOLARCHI	12.46	12.67	12.26	13.09	12.09	12.25
18		HALIPOTA	19.87	16.53	19.96	21.67	20.39	17.51
19		HAIDER DEEP	3.19	0.65	8.19	0.00	7.20	6.95
20		JABO	11.67	11.34	12.78	11.01	8.41	9.12
21		JARAR DEEP	290.90	290.04	280.81	288.27	263.67	296.78
22		JHABERI SOUTH	1.83	1.70	1.32	1.25	0.97	0.93
23		JOGWANI	50.67	41.58	33.99	32.54	27.04	21.03
24		JAGIR	1.18	1.10	0.96	1.45	1.33	1.27
25		JALAL	0.00	0.04	0.00	0.00	0.00	0.00
26		KATO	2.53	1.87	0.91	0.82	0.59	0.51
27		KAMAL NORTH -1	38.34	32.83	27.96	31.45	30.70	44.00
28		KAUSAR	80.31	75.01	75.29	75.50	75.79	83.27
29		KHASKHELI	6.60	6.20	5.98	6.58	6.48	6.93
30		KHASKHELI DOWN THROV	0.66	0.65	0.46	0.45	0.44	0.50
31		KHOREWAH	212.78	214.17	186.69	204.58	193.36	182.92
32		KHOREWAH DEEP	24.66	14.30	22.57	29.07	22.85	21.48
33		KOLI	5.33	0.64	6.11	8.32	7.34	4.94
34		KORAI	0.00	0.00	0.00	0.00	204.24	822.27

Cotnd.

3.2 Production of Natural Gas

(MCFT)

S.NO	COMPANY	Field	Jul.,14	Aug.,14	Sep ,14	Oct,14	Nov,14	Dec,14
35		LAGHARI	5.02	5.28	5.07	5.16	4.95	4.61
36		LODANO	53.75	52.33	40.92	35.47	30.68	23.55
37		LODANO DEEP	41.64	27.19	23.19	25.83	22.24	22.20
38		LIARI	3619.00	0.00	0.00	0.00	0.00	0.00
39		LIARI DEEP	0.00	1.04	0.00	0.00	0.00	0.00
40		LIMU	0.00	0.00	0.00	0.00	0.00	0.00
41		MAKHDUM PUR	24.93	26.94	26.24	34.36	37.03	27.01
42		MAKHDUM PUR DEEP	7.75	8.28	6.88	5.57	5.04	6.07
43		MAZARI	5.26	7.77	6.32	3.24	8.77	5.83
44		MATLI	3.18	3.21	0.00	0.00	0.00	0.00
45		MALAH	0.30	0.02	0.00	0.00	0.00	0.00
46		MEWA	11.47	11.35	6.18	8.13	6.38	2.54
47		MEYUN ISMAIL DEEP	25.24	24.10	22.15	22.80	18.07	10.74
48		MISSRI	3.72	3.65	3.35	3.64	3.49	3.65
49		MOHANO	1.27	1.23	1.23	1.27	1.12	1.04
50		MUBAN	1.89	2.48	2.48	3.26	2.68	3.08
51		MURID	28.79	22.30	15.00	11.97	9.50	8.82
52		NAIMAT BASAL	157.45	133.85	132.76	122.95	118.54	83.72
53		NAIMAT BASAL 2X	0.00	0.00	0.00	0.00	0.00	0.00
54		NAIMAT WEST	1416.54	1746.97	1464.45	1218.48	964.73	1076.27
55		NANDO	33.63	31.48	17.31	15.13	14.48	14.72
56		NURPUR DEEP	36.98	34.76	31.47	36.14	33.98	32.25
57		NORTH AKRI	0.83	0.80	0.79	0.87	0.81	0.76
58		PANIRO	4.45	3.72	3.82	3.42	3.77	4.57
59		PIARO DEEP	26.50	24.93	21.73	21.68	16.78	17.18
60		PIR	0.00	0.03	0.06	0.08	0.00	0.21
61		QASIM DEEP	145.03	147.30	154.66	147.14	142.87	142.27
62		RAHIM NORTH	108.77	108.34	120.62	124.41	122.21	118.89
63		RAHIM 1X	0.00	0.00	0.00	0.00	0.00	0.00
64		RAHIM 2X	0.00	0.00	0.00	0.00	0.00	0.00
65		RAJANI	0.00	0.00	0.00	0.00	0.00	5.08
66		RAGNI DEEP	18.07	18.80	18.96	19.83	19.27	19.83
67		SALEH	0.00	0.00	0.00	32.25	24.95	18.40
68		SAKHI DEEP	31.61	31.80	29.70	31.53	22.73	24.34
69		SAKHI SOUTH DEEP	26.00	22.16	12.95	9.67	5.81	5.28
70		SAMAN	0.00	0.00	0.00	0.00	0.00	0.00
71		SALAMAT	0.00	0.00	0.00	0.00	0.00	0.00
72		SONRO	33.02	25.97	27.25	36.35	55.44	57.59
73		SOUTH MAZARI	6.46	9.01	6.70	3.34	6.40	5.06
74		SOUTH MAZARI DEEP	114.18	85.09	36.50	8.85	17.21	22.69
75		SOHRAB DEEP	1197.01	1680.71	3641.68	4484.43	5011.13	4771.23
76		SUMAR DEEP	684.03	636.07	508.11	407.32	302.89	344.11
77		BUZDAR SOUTH	6.54	6.64	6.99	8.01	7.68	6.56
78		BUZDAR SOUTH DEEP	344.82	396.79	388.14	375.71	322.72	287.21
79		SHEIKHANO	8.47	5.09	6.65	8.61	6.89	4.48
80		SHEIKHANO DEEP	3.45	2.15	1.40	1.75	0.85	0.43
81		SUTIARI DEEP	1134.77	797.19	131.45	358.61	701.10	1009.99
82		SUHRAT	0.00	15.35	61.90	11.21	19.75	0.99
83		TANDO GHULAM ALI	61.48	65.97	62.65	62.18	58.25	58.07
84		TANGRI	2.55	2.45	2.26	2.33	2.19	1.89
85		TANGRI DEEP	55.64	52.29	32.53	45.58	42.05	10.36
86		TAJEDI	0.41	0.37	0.36	0.17	0.00	0.15
87		THARO	0.00	0.00	0.00	0.00	0.00	0.00
88		THEBO	129.85	101.82	106.97	118.58	97.43	94.76
89		TURK	54.39	51.47	52.45	49.38	47.76	35.63
90		TURK DEEP	307.89	292.44	270.46	287.09	285.62	332.31
91		UMER	0.00	0.00	0.00	0.00	0.00	0.00
92		USMAN	114.13	111.13	110.99	116.32	114.83	124.78
93		ZAUR	17.90	19.59	18.82	17.55	10.82	4.36
94		ZAUR DEEP	5.19	6.44	6.13	5.39	4.44	3.76
		SUB TOTAL	11832.57	8581.81	9178.75	9822.52	10327.53	11017.72
95	ENI(PAK)	BHIT	10068.00	9765.00	9366.00	9223.00	6205.21	6303.48
96		BADHRA	0.00	0.00	0.00	0.00	2398.83	3254.47
97		LUNDALI	45.00	0.00	0.00	0.00	0.00	0.00
98		KADANWARI	4837.00	4478.00	3923.00	4484.00	3210.36	3160.71
		SUB TOTAL	14950.00	14243.00	13289.00	13707.00	11814.40	12718.66

Contd.

3.2 Production of Natural Gas

(MCFT)

S.NO	COMPANY	Field	Jul.,14	Aug.,14	Sep ,14	Oct,14	Nov,14	Dec,14
99	MPCL	KOONJ-1A	47.58	47.39	43.98	43.35	44.35	44.54
100		SUJAWAL	304.85	308.39	287.98	289.57	275.98	302.98
101		SUJJAL	0.00	0.00	0.00	0.00	0.00	0.00
102		MARI	18989.32	18991.40	17100.53	18361.90	18063.41	18147.08
		SUB TOTAL	19341.75	19347.18	17432.49	18694.82	18383.74	18494.60
103	OGDCL	BOBI	534.30	524.10	389.50	410.93	480.00	478.60
104		BALUCH	48.45	42.23	23.01	43.56	54.62	22.03
105		CHAK 2	258.29	263.90	168.73	251.10	244.58	257.67
106		GOPANG	12.00	12.00	8.00	4.00	2.42	0.00
107		CHAK 66NE	0.00	0.00	0.00	0.00	0.00	138.83
108		CHAK 63	0.00	0.00	0.00	0.00	0.00	0.00
109		HAKEEM DAHO	0.00	0.00	0.00	0.00	0.00	0.00
110		DACHRAPUR	357.89	358.80	347.14	360.38	336.67	323.03
111		CHAK 7A	18.60	18.60	37.91	37.82	36.60	37.38
112		JAKHRO	136.79	141.20	77.40	137.50	125.45	137.30
113		NUR BAGHLA	196.58	198.48	180.50	176.88	169.90	170.58
114		NIM	0.00	0.00	0.00	0.00	0.00	8.42
115		KUNNAR	453.13	442.99	454.47	528.51	560.72	583.80
116		KUNNAR PASAKHI DEEP	3769.72	3735.71	3096.36	3512.55	3420.36	3549.32
117		SARI HUNDI	56.82	51.31	36.23	44.59	59.14	60.36
118		PAKHRO	4.59	0.00	2.96	20.72	12.98	0.00
119		QADIRPUR	14425.66	14151.23	13679.33	11355.94	13175.66	13413.74
120		PASAKHI	20.62	20.62	19.95	20.62	19.95	20.72
121		MARU-RETI	383.13	371.05	349.00	352.23	333.39	339.05
		SUB TOTAL	20676.57	20332.22	18870.49	17257.33	19032.44	19540.83
122	OMV	MIANO	2089.00	2056.00	1927.53	2079.00	1984.00	1992.00
123		LATIF	3006.00	3150.00	2979.20	2896.00	3153.00	3718.00
124		SAWAN	0.00	3395.00	3210.10	3465.00	3259.00	3278.00
125		TAJJAL	224.00	224.00	207.60	208.00	143.00	203.00
		SUB TOTAL	5319.00	8825.00	8324.43	8648.00	8539.00	9191.00
126	PPL	CHACHAR	27.00	26.93	17.00	10.00	16.00	39.22
127		ADAM	357.00	361.82	282.00	348.00	340.00	347.65
128		KANDHKOT	5423.00	5226.81	4526.00	4304.00	4372.00	4760.79
129		KINZA	0.00	0.00	0.00	0.00	0.00	0.00
130		MAZRANI	158.00	155.71	150.00	151.00	145.00	145.84
		SUB TOTAL	5965.00	5771.27	4975.00	4813.00	4873.00	5293.50
131	PEL	BADAR	384.85	383.93	345.94	382.46	374.85	383.92
132		BLOCK-22	187.58	187.84	152.25	130.42	142.51	144.06
		SUB TOTAL	572.43	571.77	498.19	512.88	517.36	527.98
133	HYCARBEX	HASEEB	359.11	270.37	141.25	94.19	147.51	128.42
		SUB TOTAL	359.11	270.37	141.25	94.19	147.51	128.42
134	POGC	REHMAN	313.24	312.12	300.66	317.84	293.42	301.20
		SUB TOTAL	313.24	312.12	300.66	317.84	293.42	301.20
135	OMV MAURICE	SAQIB	157.98	152.45	139.42	135.88	140.00	138.92
136		MEHAR	970.91	1009.04	1067.59	1119.87	978.99	944.53
		SUB TOTAL	1128.89	1161.49	1207.01	1255.75	1118.99	1083.45
		TOTAL	86881.56	85625.23	79767.27	81352.33	80971.39	83834.36
	KHYBER P.K.							
1	OGDCL	CHANDA	127.65	127.98	115.28	121.40	132.00	116.61
2		NASHPA	2253.35	2225.12	2200.60	2472.40	2497.32	2609.70
3		MELA	314.14	317.23	327.09	323.53	312.14	311.47
		SUB TOTAL	2695.14	2670.33	2642.97	2917.33	2941.46	3037.78
4	MOL	MAKORI	86.60	86.23	69.58	62.75	61.37	62.90
5		MAKORI EAST	1817.07	1700.48	1959.65	1662.00	1990.14	2010.28
6		MAMIKHEL	1089.01	1091.44	1160.20	989.46	1004.59	1046.42
7		MANZALAI	1964.34	1957.21	1792.75	2263.49	2408.22	2348.83
8		MARAMZAI	3170.23	3212.94	3049.18	3046.82	2846.86	2940.30
		SUB TOTAL	8127.25	8048.30	8031.36	8024.52	8311.18	8408.73
		TOTAL	10822.39	10718.63	10674.33	10941.85	11252.64	11446.51
	BALOCHISTAN							
1	OGDCL	LOTI	714.37	715.75	675.61	688.58	650.95	672.87
2		PIRKOH	443.20	424.14	438.95	423.25	435.40	501.10
3		UCH	11912.40	11435.00	11720.50	7748.60	11081.50	12135.70
		SUB TOTAL	13069.97	12574.89	12835.06	8860.43	12167.85	13309.67
4	MPCL	ZARGHUM SOUTH	0.00	0.00	0.00	167.72	456.69	214.56
		SUB TOTAL	0.00	0.00	0.00	167.72	456.69	214.56
5	PPL	SUI	13105.00	13081.27	12639.00	13057.00	12656.00	11848.26
		SUB TOTAL	13105.00	13081.27	12639.00	13057.00	12656.00	11848.26
		TOTAL	26174.97	25656.16	25474.06	22085.15	25280.54	25372.49
		GRAND TOTAL	128833.71	126806.39	119621.22	118395.54	121618.19	125043.30

3.2 Production of Natural Gas

(MCFT)

S. NO	COMPANY	Field	Jan,15	Feb,15	Mar,15	Apr,15	May,15	Jun,15	Cummulative Total from July 2014
PUNJAB									
1	OGDCL	DAKHNI	1055.19	981.60	1026.19	939.12	1251.46	850.01	11833.48
2		BAHU	340.12	308.76	326.45	296.58	299.96	272.24	4812.06
3		FIMKASSAR	3.26	2.94	3.26	3.15	3.26	3.15	39.14
4		DHODAK	114.70	103.60	114.70	108.50	110.80	104.47	1345.97
5		KAL	0.00	0.00	0.00	0.00	0.00	1.15	8.61
6		MISSAKISWAL	3.35	2.89	3.14	3.69	3.47	3.05	52.70
7		NANDPUR/PANJPIR	278.60	254.58	286.24	284.59	300.82	289.01	3179.09
8		RAJIN	21.79	20.66	23.20	22.96	24.53	22.98	261.44
9		SOGHRI	0	0	111.69	15.64	376.20	357.29	860.82
10		TOOT	24.87	23.84	26.05	26.34	26.39	25.09	294.85
11		SADKAL	54.27	49.22	55.15	51.50	53.64	53.20	621.66
		SUB TOTAL	1896.15	1748.09	1976.07	1752.07	2450.53	1981.64	23309.82
12	OPL	DHURNAL	13.12	11.14	12.89	11.10	7.27	6.59	148.30
13		RATANA	206.23	173.55	172.04	150.45	164.64	149.70	2585.26
		SUB TOTAL	219.35	184.69	184.93	161.55	171.91	156.29	2733.56
14	POL	BALKASSAR	2.01	1.89	2.10	2.06	2.00	1.86	23.10
15		BELA	0.00	0.00	0.00	0.00	0.00	0.00	62.59
16		DHULIAN	72.46	65.80	72.78	70.50	72.85	63.06	840.87
17		MEYAL	83.77	75.32	83.01	82.10	82.47	67.83	965.98
18		PARIWALI	182.80	164.94	181.94	181.37	180.50	154.10	2206.21
19		PINDORI	20.44	21.14	21.47	26.95	35.58	23.62	290.94
20		TURKWAL	1.55	1.40	1.55	1.50	1.55	1.50	18.25
		SUB TOTAL	363.03	330.49	362.85	364.48	374.95	311.97	4407.94
21	PPL	ADHI	1330.22	1183.00	1326.98	1264.00	1267.00	1254.00	15080.03
		SUB TOTAL	1330.22	1183.00	1326.98	1264.00	1267.00	1254.00	15080.03
22	MPCL	HALINI	38.01	25.98	24.50	27.62	28.29	27.32	330.71
		SUB TOTAL	38.01	25.98	24.50	27.62	28.29	27.32	330.71
23	DEWAN	RODHO(SALSABIL)	446.10	412.59	448.87	427.38	430.14	413.38	5490.85
		SUB TOTAL	446.10	412.59	448.87	427.38	430.14	413.38	5490.85
		TOTAL	4292.86	3884.84	4324.20	3997.10	4722.82	4144.60	51352.91
SINDH									
1	BHP	ZAMZAMA	5530.00	4716.00	5029.00	4566.04	4634.00	4310.36	64657.40
		SUB TOTAL	5530.00	4716.00	5029.00	4566.04	4634.00	4310.36	64657.40
2	UEPL	ALI	85.17	74.92	82.18	81.41	81.11	80.94	998.54
3		AASSU	14.82	15.15	20.85	19.71	23.18	22.59	201.52
4		BHATTI/NAKURJI	28.05	31.63	25.12	21.83	22.08	21.41	284.17
5		BAQAR DEEP	0.00	0.00	0.00	0.00	0.00	0.00	0.31
6		BUKHARI DEEP	35.73	28.83	25.57	22.77	31.91	20.54	440.52
7		BACHAL	3.49	2.06	3.10	2.20	1.22	1.89	58.61
8		BAKSH DEEP	358.20	319.56	327.49	369.60	367.73	314.60	5144.09
9		BIJORO	0.96	0.72	0.98	0.87	1.12	1.31	15.03
10		DABHI SOUTH	13.81	10.41	17.41	18.05	15.32	14.05	175.29
11		DABHI NORTH	1.65	0.77	0.26	0.36	1.40	1.22	16.39
12		DHANI	3.56	3.43	4.23	0.50	3.68	3.23	56.20
13		DUPHRI	44.48	29.17	20.88	19.21	13.99	13.27	500.16
14		FATEH SHAH NORTH	22.09	16.19	6.28	16.17	9.41	7.12	248.88
15		GHUNGRO	2.62	2.24	2.55	2.51	2.55	2.41	30.34
16		GHARO	0.82	0.76	0.83	0.80	0.86	0.83	9.93
17		GOLARCHI	8.28	8.73	8.09	5.43	10.86	6.57	122.78
18		HALIPOTA	9.18	8.10	6.70	3.96	11.29	14.07	169.23
19		HAIDER DEEP	3.18	6.00	2.61	2.70	0.82	0.00	41.49
20		JABO	8.38	7.45	8.10	7.78	8.01	7.75	111.80
21		JARAR DEEP	417.38	377.35	421.92	277.23	40.09	16.38	3260.82
22		JHABERI SOUTH	1.05	0.87	1.19	1.22	1.33	0.50	14.16
23		JOGWANI	21.44	21.77	18.81	16.36	11.28	14.86	311.37
24		JAGIR	1.56	1.50	1.85	0.64	0.95	0.33	14.12
25		JALAL	0.00	0.00	0.00	0.00	0.00	0.00	0.04
26		KATO	0.54	0.56	0.96	1.06	1.08	1.09	12.52
27		KAMAL NORTH -1	45.07	41.04	47.90	119.69	103.85	74.14	636.97
28		KAUSAR	74.37	55.85	59.96	61.99	58.24	56.86	832.44
29		KHASKHELI	6.72	5.59	6.36	6.22	6.34	5.90	75.90
30		KHASKHELI DOWN THROWN	0.71	0.62	0.70	0.64	0.67	0.68	7.18

Contd.

3.2 Production of Natural Gas

S. NO	COMPANY	Field	(MCFT)						Cumulative Total from July 2014
			Jan,15	Feb,15	Mar,15	Apr,15	May,15	Jun,15	
31		KHOREWAH	176.05	174.79	191.26	181.51	184.33	166.29	2268.73
32		KHOREWAH DEEP	15.16	8.34	0.50	0.56	5.06	6.43	170.98
33		KOLI	3.84	7.72	6.74	6.35	4.70	10.18	72.21
34		KORAI	931.36	789.41	750.04	816.23	834.95	738.80	5887.30
35		LAGHARI	4.33	3.45	2.62	2.21	0.06	0.52	43.28
36		LODANO	19.80	20.73	23.72	204.03	304.76	205.58	1015.32
37		LODANO DEEP	15.39	13.92	15.56	30.20	14.61	14.55	266.52
38		LIARI	0.00	0.00	0.00	0.00	0.00	0.00	3619.00
39		LIARI DEEP	14.37	0.00	11.18	10.07	5.63	0.00	42.29
40		LIMU	0.00	101.79	171.17	35.97	0.00	0.00	308.93
41		MAKHDUM PUR	29.95	24.69	17.45	8.28	35.31	38.28	330.47
42		MAKHDUM PUR DEEP	6.08	6.64	4.88	6.97	4.75	4.73	73.64
43		MAZARI	7.61	3.27	4.96	5.80	5.88	4.74	69.45
44		MATLI	0.00	4.68	2.68	1.58	3.51	0.67	19.51
45		MALAH	0.00	0.00	0.00	0.00	0.00	0.00	0.32
46		MEWA	0.00	0.00	0.00	0.00	0.00	0.00	46.05
47		MEYUN ISMAIL DEEP	11.70	11.23	19.09	29.67	27.53	23.17	245.49
48		MISSRI	3.60	3.50	4.42	4.40	2.82	1.72	41.96
49		MOHANO	1.25	1.05	1.28	1.16	1.14	1.15	14.19
50		MUBAN	2.82	2.57	2.17	2.05	1.56	0.80	27.84
51		MURID	8.45	8.02	8.96	8.31	7.82	7.33	145.27
52		NAIMAT BASAL	190.44	174.16	162.36	61.55	136.93	47.19	1521.90
53		NAIMAT BASAL 2X	0.00	0.00	0.00	0.00	29.83	10.86	40.69
54		NAIMAT WEST	1166.55	1127.27	1336.18	1167.97	1331.36	1238.49	15255.26
55		NANDO	13.25	9.52	7.04	5.54	3.63	3.16	168.89
56		NURPUR DEEP	30.06	28.28	29.87	27.88	28.81	28.38	378.86
57		NORTH AKRI	0.64	0.46	0.26	0.22	0.24	0.25	6.93
58		PANIRO	4.54	3.37	2.38	2.66	1.98	0.86	39.54
59		PIARO DEEP	16.21	11.98	12.12	8.90	20.16	46.21	244.38
60		PIR	0.00	0.00	0.00	0.00	0.00	0.00	0.38
61		QASIM DEEP	136.46	116.71	121.38	103.60	99.31	88.54	1545.27
62		RAHIM NORTH	123.19	101.78	115.93	95.88	28.00	22.66	1190.68
63		RAHIM 1X	0.00	0.00	0.00	0.00	66.85	72.07	138.92
64		RAHIM 2X	0.00	0.00	0.00	0.00	11.56	10.01	21.57
65		RAJANI	0.00	0.00	0.00	0.58	1726.89	2933.05	4665.60
66		RAGNI DEEP	20.06	17.89	19.81	17.95	17.34	16.88	224.69
67		SALEH	18.68	23.25	62.50	56.13	67.29	50.40	353.85
68		SAKHI DEEP	23.62	22.51	28.83	33.65	34.23	31.61	346.16
69		SAKHI SOUTH DEEP	6.63	5.47	4.59	1.45	1.26	1.16	102.43
70		SAMAN	0.00	0.00	0.00	8.74	6.93	3.21	18.88
71		SALAMAT	0.00	0.00	0.00	0.00	885.86	1092.57	1978.43
72		SONRO	54.66	47.95	45.82	44.37	45.32	54.22	527.96
73		SOUTH MAZARI	7.98	3.43	5.12	5.44	6.43	7.49	72.86
74		SOUTH MAZARI DEEP	23.75	22.09	28.05	22.64	22.24	21.91	425.20
75		SOHRAB DEEP	4293.57	3558.97	3739.42	3300.38	3113.87	2615.92	41408.32
76		SUMAR DEEP	309.55	254.84	213.52	142.37	216.07	221.77	4240.65
77		BUZDAR SOUTH	7.12	2.83	0.00	0.00	0.00	0.00	52.37
78		BUZDAR SOUTH DEEP	318.30	274.95	300.49	278.86	273.14	274.44	3835.57
79		SHEIKHANO	4.66	22.06	23.02	20.90	9.41	5.04	125.28
80		SHEIKHANO DEEP	0.44	0.38	0.41	0.57	0.41	0.36	12.60
81		SUTIARI DEEP	1249.12	1026.30	969.95	555.27	623.51	628.34	9185.60
82		SUHRAT	47.18	38.81	36.03	32.66	39.39	35.28	338.55
83		TANDO GHULAM ALI	57.80	52.34	55.05	53.38	54.04	49.87	691.08
84		TANGRI	1.89	1.75	2.04	1.94	1.40	1.47	24.16
85		TANGRI DEEP	32.53	41.27	28.44	31.08	40.41	40.55	452.73
86		TAJEDI	0.27	0.23	0.14	0.11	0.12	0.12	2.45
87		THARO	0.00	0.00	0.00	0.00	51.32	326.07	377.39
88		THEBO	105.29	79.61	79.58	62.05	4.61	121.09	1101.64
89		TURK	48.91	47.09	54.04	57.26	58.82	52.70	609.90
90		TURK DEEP	324.20	288.25	299.14	264.16	261.33	233.29	3446.18
91		UMER	0.00	0.00	31.88	102.21	280.14	177.03	591.26
92		USMAN	115.31	92.16	99.69	210.78	96.67	94.59	1401.38
93		ZAUR	5.35	10.56	18.36	19.81	21.50	8.88	173.50
94		ZAUR DEEP	4.07	3.63	3.25	2.49	2.68	2.34	49.81
		SUB TOTAL	11227.35	9769.22	10298.25	9237.69	11996.08	12599.81	125889.30

Contd.

3.2 Production of Natural Gas

										(MCFT)
S. NO	COMPANY	Field	Jan,15	Feb,15	Mar,15	Apr,15	May,15	Jun,15	Cummulative Total from July 2014	
95	ENI(PAK)	BHIT	6451.31	5964.21	6687.09	6225.73	6424.94	6172.09	88856.06	
96		BADHRA	4345.41	4100.46	4338.05	4085.36	4085.34	4058.00	30665.92	
97		LUNDALI	0.00	0.00	0.00	0.00	0.00	0.00	45.00	
98		KADANWARI	2441.26	2121.93	2659.33	2653.44	2556.87	2312.04	38837.94	
		SUB TOTAL	13237.98	12186.60	13684.47	12964.53	13067.15	12542.13	158404.92	
99	MPCL	KOONJ-1A	43.35	39.25	42.71	40.98	40.79	38.46	516.73	
100		SUJAWAL	312.23	337.08	374.92	360.69	421.69	170.80	3747.16	
101		SUJJAL	0.00	0.00	0.00	0.00	0.00	391.20	391.20	
102		MARI	18280.87	15854.83	18484.10	17909.00	17994.47	18507.98	216684.89	
		SUB TOTAL	18636.45	16231.16	18901.73	18310.67	18456.95	19108.44	221339.98	
103	OGDCL	BOBI	477.40	404.80	411.40	363.40	318.26	273.39	5066.08	
104		BALUCH	0.00	0.00	0.00	0.00	0.00	0.00	233.90	
105		CHAK 2	226.25	157.48	46.45	0.00	0.00	0.00	1874.45	
106		GOPANG	0.00	0.00	0.00	0.00	0.00	0.00	38.42	
107		CHAK 66NE	230.60	131.78	53.62	0.00	0.00	0.00	554.83	
108		CHAK 63	0.00	0.00	94.61	113.23	92.55	52.76	353.15	
109		HAKEEM DAHO	0.00	0.00	209.07	411.29	358.26	255.61	1234.23	
110		DACHRAPUR	312.80	275.72	299.74	280.03	289.85	278.42	3820.47	
111		CHAK 7A	37.82	31.20	10.27	7.61	7.24	6.83	287.88	
112		JAKHRO	136.04	124.91	144.65	184.47	168.69	129.55	1643.95	
113		NUR BAGHLA	168.68	146.14	144.78	136.60	144.68	142.00	1975.80	
114		NIM	63.31	52.02	53.03	46.36	47.10	43.94	314.18	
115		KUNNAR	571.72	510.72	561.95	548.93	573.97	561.27	6352.18	
116		KUNNAR PASAKHI DEEP	3453.08	3191.20	3454.82	3418.84	3536.72	3364.64	41503.32	
117		SARI HUNDI	56.88	42.88	50.89	43.32	50.75	53.90	607.07	
118		PAKHRO	0.00	0.00	0.00	0.00	0.00	0.00	41.25	
119		QADIRPUR	13219.18	11951.70	13147.82	12474.72	12598.09	11859.72	155452.79	
120		PASAKHI	20.62	18.62	20.58	19.95	20.62	19.95	242.82	
121		MARU-RETI	335.06	298.25	331.30	337.64	381.84	396.21	4208.15	
		SUB TOTAL	19309.44	17337.42	19034.98	18386.39	18588.62	17438.19	225804.92	
122	OMV	MIANO	1984.00	1697.00	1939.00	2343.00	2855.00	2660.00	25605.53	
123		LATIF	3652.00	3072.00	3295.00	3002.00	2784.00	2427.00	37134.20	
124		SAWAN	3148.00	2824.00	3044.00	2909.00	2696.00	2813.00	34041.10	
125		TAJJAL	238.00	182.00	217.00	166.00	131.00	95.00	2238.60	
		SUB TOTAL	9022.00	7775.00	8495.00	8420.00	8466.00	7995.00	99019.43	
126	PPL	CHACHAR	70.54	105.00	108.74	105.00	107.00	99.00	731.43	
127		ADAM	348.99	312.00	352.27	351.00	363.00	394.00	4157.73	
128		KANDHKOT	4888.66	4546.00	5232.48	4485.00	5343.00	5255.00	58362.74	
129		KINZA	0.00	0.00	0.00	0.00	55.00	65.00	120.00	
130		MAZRANI	148.83	132.00	143.69	132.00	140.00	135.00	1737.07	
		SUB TOTAL	5457.02	5095.00	5837.18	5073.00	6008.00	5948.00	65108.97	
131	PEL	BADAR	381.87	342.78	344.57	357.38	373.95	361.88	4418.38	
132		BLOCK-22	229.22	234.49	264.66	249.52	253.71	247.55	2423.81	
		SUB TOTAL	611.09	577.27	609.23	606.90	627.66	609.43	6842.19	
133	HYCARBEX	HASEEB	78.65	47.83	15.06	12.32	2.99	0.00	1297.70	
		SUB TOTAL	78.65	47.83	15.06	12.32	2.99	0.00	1297.70	
134	POGC	REHMAN	299.22	265.85	293.64	285.01	291.16	280.69	3554.05	
		SUB TOTAL	299.22	265.85	293.64	285.01	291.16	280.69	3554.05	
135	OMV MAURICE	SAQIB	129.87	59.87	135.24	125.70	123.36	0.00	1438.69	
136		MEHAR	902.83	815.69	788.81	622.20	982.77	838.93	11042.16	
		SUB TOTAL	1032.70	875.56	924.05	747.90	1106.13	838.93	12480.85	
		TOTAL	84441.90	74876.91	83122.59	78610.45	83244.74	81670.98	984399.71	
1	KHYBER P.K.	CHANDA	116.32	102.43	108.71	100.71	97.00	94.55	1360.64	
2	OGDCL	NASHPA	2602.65	2339.34	2584.51	2466.11	2599.73	2544.66	29395.49	
3		MELA	328.38	275.57	294.06	328.23	325.64	314.27	3771.75	
		SUB TOTAL	3047.35	2717.34	2987.28	2895.05	3022.37	2953.48	34527.88	
4	MOL	MAKORI	64.31	58.73	60.76	52.52	43.37	25.89	735.01	
5		MAKORI EAST	2155.71	1960.86	2040.98	2121.84	1917.65	1980.72	23317.38	
6		MAMIKHEL	1035.00	959.16	1051.42	977.09	985.60	896.40	12285.79	
7		MANZALAI	2284.00	1962.63	2161.40	2012.36	1929.70	1981.25	25066.18	
8		MARAMZAI	2969.68	2674.23	2911.47	2825.38	2841.98	2785.84	35274.91	
		SUB TOTAL	8508.70	7615.61	8226.03	7989.19	7718.30	7670.10	96679.27	
		TOTAL	11556.05	10332.95	11213.31	10884.24	10740.67	10623.58	131207.15	
1	BALUCHISTAN	LOTI	645.63	563.95	632.63	587.52	625.99	578.30	7752.15	
2	OGDCL	PIRKOH	477.00	408.00	462.00	431.40	440.10	414.00	5298.54	
3		UCH	10474.70	7282.40	10007.50	11605.10	12125.40	12249.50	129778.30	
		SUB TOTAL	11597.33	8254.35	11102.13	12624.02	13191.49	13241.80	142828.99	
4	MPCL	ZARGHUM SOUTH	361.21	407.48	441.05	471.57	466.66	435.87	3422.81	
		SUB TOTAL	361.21	407.48	441.05	471.57	466.66	435.87	3422.81	
5	PPL	SUI	13333.15	11927.00	13080.03	12450.00	12669.00	12702.00	152547.71	
		SUB TOTAL	13333.15	11927.00	13080.03	12450.00	12669.00	12702.00	152547.71	
		TOTAL	25291.69	20588.83	24623.21	25545.59	26327.15	26379.67	298799.51	
		GRAND TOTAL	125582.50	109683.53	123283.31	119037.38	125035.38	122818.83	1465759.28	

3.3 Company wise Production of Crude Oil and Natural Gas for the month of June, 2015

Name of Company	Crude Oil (US Barrel)	Number of Oil Fields	% Share in Total Production	Natural Gas (MCFt)	Number of Gas Fields	% Share in Total Production
OGDCL	1255828	35	46.8	35615.11	31	29.0
PPL	192850	6	7.2	19904.00	7	16.2
MPCL	70119	6	2.6	19571.63	6	15.9
UEPL	468071	66	17.5	12599.81	83	10.3
OMV	2647	2	0.1	7995.00	4	6.5
BHP	20815	1	0.8	4310.36	1	3.5
Eni(Pak)	8948	3	0.3	12542.13	3	10.2
OMV Maurice	51095	1	1.9	838.93	1	0.7
OPL	11074	2	0.4	156.29	2	0.1
POL	43749	8	1.6	311.97	6	0.3
Dewan	2774	1	0.1	413.38	1	0.3
MOL	553585	5	20.6	7670.10	5	6.2
Hycarbex	-			0.00	1	0.0
POGC	-			280.69	1	0.2
PEL	-			609.43	2	0.5
Total	2681555	136	100.0	122818.83	154	100.0

3.3 Company wise Production of Crude Oil and Natural Gas from July 2014 to June 2015

Name of Company	Crude Oil (US Barrel)	Number of Oil Fields	% Share in Total Production	Natural Gas (MCFt)	Number of Gas Fields	% Share in Total Production
OGDCL	15400735	35	44.7	426471.61	31	29.1
PPL	2352066	6	6.8	232736.71	7	15.9
MPCL	766677	6	2.2	225093.5	6	15.4
UEPL	6498490	66	18.8	125889.3	83	8.6
OMV	26224	2	0.1	99019.43	4	6.8
BHP	305180	1	0.9	64657.4	1	4.4
Eni(Pak)	131868	3	0.4	158404.92	3	10.8
OMV Maurice	841887	1	2.4	12480.85	1	0.9
OPL	202024	2	0.6	2733.56	2	0.2
POL	621156	8	1.8	4407.94	6	0.3
Dewan	39144	1	0.1	5490.85	1	0.4
MOL	7304602	5	21.2	96679.27	5	6.6
Hycarbex	-			1297.70	1	0.1
POGC	-			3554.05	1	0.2
PEL	-			6842.19	2	0.5
Total	34490053	136	100.0	1465759.28	154	100.0

3.4 Province wise Production of Crude Oil and Natural Gas for the month of June,2015

Province	Crude Oil (US Barrel)	Number of Oil Fields	% Share in Total Production	Natural Gas (MCFt)	Number of Gas Fields	% Share in Total Production
Punjab	416978	101	15.5	4144.60	22	3.4
Sindh	994361	24	37.1	81670.98	119	66.5
KPK	1267224	8	47.3	10623.58	8	8.6
Balochistan	2992	3	0.1	26379.67	5	21.5
Total	2681555	136	100.0	122818.83	154	100.0

Source: Directorate General of Petroleum concession
M/O Petroleum & Natural Resources Islamabad

3.4 Province wise Production of Crude Oil and Natural Gas from July 2014 to June2015

Province	Crude Oil (US Barrel)	Number of Oil Fields	% Share in Total Production	Natural Gas (MCFt)	Number of Gas Fields	% Share in Total Production
Punjab	5116798	101	14.8	51352.91	22	3.5
Sindh	13055448	24	37.9	984399.71	119	67.2
KPK	16279021	8	47.2	131207.15	8	9.0
Balochistan	38786	3	0.1	298799.51	5	20.4
Total	34490053	136	100.0	1465759.28	154	100.0

Source: Directorate General of Petroleum concession
M/O Petroleum & Natural Resources Islamabad

3.5 Production Of Crude Oil, Natural Gas And Electricity

Year / Month		Crude Oil (000 Barrels)	Natural Gas (MCFT)	Total (Elec. Gen. Mn.Kwh)	Hydel	Thermal	Nuclear
2009-10		23706	1482846	94222	27927	63504	2791
2010-11		24041	1471590	86873	31781	52376	2716
2011-12		24573	1558960	67272	28431	53571	5270
2012-13		27841	1505839	86190	29687	51950	4553
2013-14		31585	149368	101524	31698	64924	4902
2014	Jul	2965	128833	10997	3807	6770	420
	Aug	2947	126806	10833	4196	6126	511
	Sep	2770	119621	9451	3505	5453	493
	Oct	2929	118396	8718	3187	5229	302
	Nov	2971	121618	7148	2882	3767	499
	Dec	3017	125043	6793	1894	4455	444
2015	Jan	2952	125583	6005	804	4798	403
	Feb	2674	109684	6189	1935	3775	479
	Mar	2945	123283	6768	1336	4898	534
	Apr	2839	119037	7412*	1457	5447	508
	May	2799	125035	9395*	3335	5526	534
	Jun	2682	122819	10511*	3951	6072	488

*= Provisional

Source i) Directorate General of Petroleum concession
M/O Petroleum & Natural Resources Islamabad
ii) Electricity Generating Establishments

3.6 Mineral Production

(Thousand Tonnes)

Year / Month	Marble	Arg Clay	Silica Sand	Gypsum	Lime Stone	Ordinary Stone(MT)	Rock Salt	Coal	Copper (MT)	Copper Blister (MT)	
2009-10	1065	4304	411	854	37137	6715	1944	3536	-	18121	
2010-11	1133	4484	301	885	32021	6685	1954	3292	-	15672	
2011-12	1751	4562	270	1260	35016	6540	2136	3179	-	17931	
2012-13	2360	4513	356	1250	38932	4890	2160	2813	-	12285	
2013-14	2591	4935	268	1322	36460	2895	2220	3291r	430	8933	
2014	Jul	119	229	17	142	3001	260	195	203	5	2231
	Aug	170	297	11	113	2795	260	142	194	5	2155
	Sep	227	480	12	141	3042	200	202	302	87	87
	Oct	181	487	15	103	3302	260	144	203	-	-
	Nov	255	536	21	113	3546	205	196	326	-	-
	Dec	205	326	27	112	3197	160	214	353	-	-
2015	Jan	120	283	27	105	3172	150	209	323	52	-
	Feb	111	331	39	118	3157	160	139	295	-	-
	Mar	294	633	27	86	3479	150	119	295	-	-
	Apr	314	507	20	117	3792	150	150	301	-	-
	May	264*	564	20*	123*	2682*	200	196*	308	-	-
	Jun	174*	425	23*	145*	2684*	-	221*	242	-	-

*= Provisional
r= Revised

Source: Provincial Directorates of Mines & Minerals Punjab, Sindh, KPK, Balochistan & FATA.

3.6 Mineral Production

(Tonnes)

Year / Month	Iron ore	Bauxite	Barytes	Bentonite	Celestite	China Clay	Chalk	Chromite	Dolomite	Laterite	
2009-10	447541	9031	57166	34596	160	22769	2939	257148	130408	181046	
2010-11	329100	9033	31836	30840	-	16055	1100	148034	240111	298994	
2011-12	384893	30223	48510	16520	-	21555	2749	179203	198392	293625	
2012-13	408604	25288	118471	26077	-	22917	810	136443	335819	328067	
2013-14	192749	31156	132379	40650	-	16191	1005	83447	673042	380166	
2014	Jul	35518	1303	2226	2208	-	772	-	9205	75120	27199
	Aug	25058	636	50	2648	-	911	-	7064	8567	55673
	Sep	38635	539	29354	3204	-	863	200	8743	12521	28785
	Oct	24070	4671	11636	3523	-	660	100	5528	13128	24774
	Nov	28090	3367	800	1615	-	2590	109	6339	38426	24467
	Dec	22057	1060	22583	1585	-	973	106	3481	26521	36880
2015	Jan	37690	2603	28134	1437	-	2348	-	10768	6882	26340
	Feb	32358	1930	9784	1286	-	3088	-	6585	7289	27368
	Mar	26611	2605	3840	1753	-	773	-	8969	7660	30460
	Apr	22979	2362	3765	1799	-	1518	-	9377	8215	38430
	May	18435	1301	3886	2434	-	2435	-	13088	92287*	27560*
	Jun	17301	1412	3130	1859	-	2312	10*	10020	110805*	34308*

*= Provisional
r= Revised

Source: Provincial Directorates of Mines & Minerals Punjab,
Sindh, KPK, Balochistan & FATA.

3.6 Mineral Production

Year / Month	Feldspar	Fire Clay	Flourite	Fullers Earth	Magnesite	Magnese	Ocher	Ord Sand/Bajri Sand	Soap Stone	Sulphur
2009-10	54198	329055	290	11219	5159	1655	55352	-	53991	26641
2010-11	23254	274042	3156	4180	4908	785	36078	-	47561	27645
2011-12	53235	408187	6859	6906	5444	345	42107	-	55515	25560
2012-13	38218	454645	13344	4259	6705	290	37769	2141	93214	20610
2013-14	81858	458037	7500	6397	3725	3945	32634	3500	72234	35672
2014 Jul	3834	36148	537	1966	224	-	2036	-	11214	3125
Aug	3048	23310	648	2326	210	400	403	-	7955	3018
Sep	2348	32292	809	442	266	780	402	-	7552	1723
Oct	6092	29342	443	311	1024	320	3424	-	4974	81
Nov	4199	36603	742	491	1059	380	2843	1745	9819	251
Dec	1692	31665	545	675	160	950	2482	745	8091	2137
2015 Jan	3254	30851	805	767	240	680	2938	-	6899	2265
Feb	2500	33344	652	821	256	300	5985	-	8592	2157
Mar	1159	27704	98	897	320	200	3143	-	3917	2356
Apr	2680	41274	275	968	272	320	5173	-	12140	2200
May	8410*	45024*	234	857	378	360*	3891	-	8835	148
Jun	1215*	41215*	174	863*	406*	560*	1189	-	3441	269

* = Provisional

Source: Provincial Directorates of Mines & Minerals Punjab, Sindh, KPK, Balochistan & FATA.

4. HEALTH

4.1(a) Monthly Immunization Coverage Number of doses administered (0-11 months)children during 2015

Month(s)	BCG	OPV-0	OPV-1	OPV-2	OPV-3	Pentava- lent-1	Pentava- lent-2	Pentava- lent-3	Pneumo-1	Pneumo-2	Pneumo-3	Measles-1
Jan	492,088	399,360	497,739	462,067	450,975	496,658	461,981	450,849	483,497	450,312	439,866	403,269
Feb	310,388	351,434	482,887	448,436	438,317	482,851	448,352	437,700	473,429	439,296	429,179	316,723
Mar	494,778	397,446	492,141	463,689	448,364	491,239	463,038	448,222	482,756	457,041	444,869	448,543
Apr	517,809	383,349	500,987	481,867	472,835	501,055	481,805	472,995	491,429	564,851	466,485	469,804
May	478,750	367,367	467,061	463,536	463,257	467,037	458,121	463,135	458,300	456,213	455,728	472,514
Jun	470,756	378,665	446,123	433,321	441,343	445,159	433,285	441,350	439,487	423,929	432,900	456,675
Jul												
Aug												
Sep												
Oct												
Nov												
Dec												
Total	2,764,569	2,277,621	2,886,938	2,752,916	2,715,091	2,883,999	2,746,582	2,714,251	2,828,898	2,791,642	2,669,027	2,567,528

Source : National Institute of Health, Islamabad.

4.1(b) Monthly Immunization Coverage
Number of doses administered (12-23 Months) children during 2015

MONTH	BCG	OPV-1	OPV-2	OPV-3	Pentavalent-1	Pentavalent-2	Pentavalent-3	Pneumo-1	Pneumo-2	Pneumo-3	Measles-2
Jan	1,152	933	824	709	1,786	790	673	345	265	234	340,590
Feb	578	1,726	999	833	1,726	999	833	263	172	195	253,539
Mar	2,212	1,148	899	872	1,146	899	785	54	49	33	388,593
Apr	3,097	1,176	899	783	1,176	899	783	1171	887	764	379,337
May	1,554	566	477	497	566	477	450	214	28	42	377,890
Jun	530	373	404	248	1,360	396	256	33	32	24	350,108
Jul											
Aug											
Sep											
Oct											
Nov											
Dec											
Total	9,123	5,922	4,502	3,942	7,760	4,460	3,780	2,080	1,433	1,292	2,090,057

OPV = Oral Polio Vaccine

**4.1(c) Monthly Immunization Coverage
Number of TT doses administered to women during 2015**

MONTH	Pregnant Women					Childbearing age women				
	TT1	TT2	TT3	TT4	TT5	TT1	TT2	TT3	TT4	TT5
Jan	348,520	248,486	25,180	6,731	3,945	26,610	20,013	13,693	4,122	2,028
Feb	350,683	275,745	27,661	7,704	4,601	31,755	21,598	13,373	4,218	2,038
Mar	376,362	307,591	28,381	7,924	5,444	31,565	22,615	12,969	4,213	2,150
Apr	420,407	333,154	38,518	10,385	6,053	39,674	24,282	13,419	5,072	2,797
May	409,715	340,916	37,132	10,240	5,287	56,908	38,891	27,053	7,369	2,787
Jun	385,903	329,698	32,296	9,277	5,016	61,713	46,771	12,926	4,597	2,657
Jul										
Aug										
Sep										
Oct										
Nov										
Dec										
Total	2,291,590	1,835,590	189,168	52,261	30,346	248,225	174,170	93,433	29,591	14,457

TT = Tetanus Toxioid

Source : National Institute of Health, Islamabad.

4.2 Monthly Report on HIV Treatment Centres April, 2015

S. No	Centre Name	Male		Female		Children		Transgender		Total	Total on ART
		Total	On ART	Total	On ART	Total	On ART	Total	On ART		
Federal											
1	PIMS, Islamabad	1717	749	321	173	34	14	5	4	2077	940
Punjab											
2	Mayo Hospital, Lahore	430	187	59	37	6	1	15	3	510	228
3	Services Hospital, Lahore	261	166	91	69	32	8	1	1	385	244
4	Peaditric Unit, Services Hospital, Lahore	0	0	0	0	208	113	0	0	208	113
5	Shaukat Khanum Hospital, Lahore	227	211	166	143	16	1	0	0	409	355
6	Jinnah Hospital, Lahore	834	428	228	137	0	0	32	17	1094	582
7	DHQ Hospital, Sargodha	400	133	44	20	8	2	0	0	452	155
8	DHQ Hospital, D.G Khan	894	607	229	155	26	7	1	1	1150	770
9	Allied Hospital, Faisalabad	595	418	45	35	0	0	0	0	640	453
10	Aziz Bhatti Hospital, Gujrat	475	305	252	193	0	0	0	0	727	498
Sindh											
11	Civil Hospital, Karachi	2618	937	240	152	27	0	35	10	2920	1099
12	Peaditric Unit, Civil Hospital, Karachi	0	0	0	0	42	22	0	0	42	22
13	Indus Hospital, Karachi	322	168	78	41	0	0	0	0	400	209
14	Aga Khan Hospital, Karachi	0	0	0	0	29	25	0	0	29	25
15	Chandka Medical College Hospital, Larkana	662	351	135	86	16	4	0	0	813	441
Khyber Pakhtunkhwa											
16	Hayatabad Medical Complex, Peshawar	1221	896	398	300	72	34	0	0	1691	1230
17	KDA Hospital, Kohat	175	120	86	65	14	0	0	0	275	185
Balochistan											
18	Bolan Medical Complex, Quetta	230	124	42	31	17	8	0	0	289	163
Total		11061	5800	2414	1637	547	239	89	36	14111	7712

Source:- National Aids Control Programme, NIH, Islamabad.

4.3(a) Register Veterinary Medical Practitioner With PVMC- 2015

RVMP Registration for the year of 2015	Male	Female	D.V.M	M.Sc	M.Phil	Ph.D	Total
Jan	185	17	202	Nil	Nil	Nil	202
Feb	311	6	317	Nil	Nil	Nil	317
Mar	59	5	64	Nil	Nil	Nil	64
Apr	101	5	106	Nil	Nil	Nil	106
May	72	6	77	1	Nil	Nil	78
Jun	34	3	35	Nil	Nil	2	37
Jul							
Aug							
Sep							
Oct							
Nov							
Dec							
Total	762	42	801	1	Nil	2	804

Total RVMP Registered since 1st January 2015 to 30th June 2015=804
 Total RVMP Registered since 30th May 2000 to 30th June 2015= 9615

Source:- Pakistan Veterinary Medical Council, Islamabad.

4.3(b) Registered Animal Husbandry Graduate With PVMC- 2015

RVMP Registration for the year of 2015	Male	Female	B.Sc. (Hons) A.H	M.Sc.	Ph.D	Total
Jan	Nil	Nil	Nil	Nil	Nil	Nil
Feb	2	Nil	1	1	Nil	2
Mar	Nil	Nil	Nil	Nil	Nil	Nil
Apr	2	Nil	1	1	Nil	2
May	Nil	Nil	Nil	Nil	Nil	Nil
Jun	1		1	Nil	Nil	1
Jul						
Aug						
Sep						
Oct						
Nov						
Dec						
Total	5	Nil	3	2	Nil	5

Total RAHG Registered since 1st January 2015 to 30th June 2015=05
 Total RAHG Registered since 30th May 2000 30th June 2015= 480

Source:- Pakistan Veterinary Medical Council, Islamabad.

4.4 Tuberculosis Report (FTI)
(Apr - Jun, 2015)

Provinces/Regions	TB Cases NSS+	CDR SS+**	TB All Types			CDR Total	% Treatment Success Rate* (TSR)
			Male	Female	Total		
Punjab	23075	66	29076	29052	58128	88	NA
Sindh	7854	50	8376	7941	16317	55	NA
K.P.K	4250	48	5872	6418	12290	73	NA
Balochistan	1012	29	960	1283	2243	34	NA
F.A.T.A	393	25	492	596	1088	37	NA
Gilgit Baltistan	61	14	191	323	514	61	NA
AJK	573	36	734	903	1637	55	NA
ICT	117	28	240	236	476	61	NA
Pakistan	37335	56	45941	46752	92693	70	NA

CDR : Case Deduction Rate
SS+ Sputum Smear Positive

* Available One Year Lag

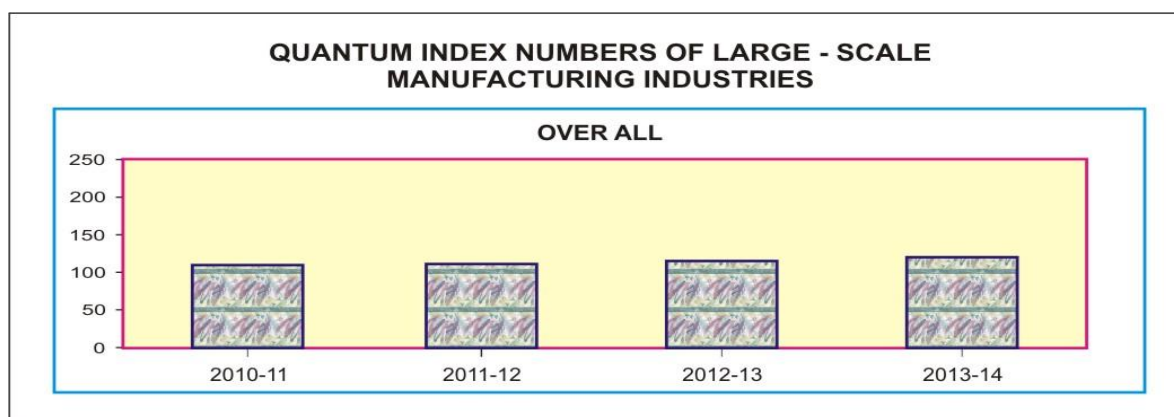
** Based on revised WHO estimates.

Source: National TB Control Programme NIH, Islamabad.

5. MANUFACTURING

5.1 Quantum Index Numbers of Large-Scale Manufacturing Industries

Year/month	Manufacturing (Over all)	Selected Items						
		Vegetable Ghee	Tea Blended	Cigarettes	Cotton Yarn	Cotton Cloth	Jute Goods	Paper & Board
(2005-06=100)								
2010-11	111.14	94.81	103.43	101.97	115.43	112.89	89.16	95.79
2011-12	112.44	95.76	118.91	96.60	116.03	113.23	90.03	116.64
2012-13	117.04	98.88	141.83	105.05	118.51	113.86	98.39	135.35
2013-14	121.66	102.52	160.93	100.54	120.40	114.64	97.34	150.24
2014 Jun	115.18	102.09	148.13	62.30	132.28	114.95	81.80	157.26
Jul	110.78	103.48	171.74	81.18	132.14	115.05	81.22	172.90
Aug	113.54	102.39	177.06	84.83	131.77	114.71	85.23	185.03
Sep	116.75	108.73	184.98	90.31	130.82	114.45	93.31	183.60
Oct	114.92	100.50	179.13	85.26	130.78	114.18	83.25	173.71
Nov	115.48	105.19	190.04	83.56	131.34	114.32	90.43	157.88
Dec	135.10	102.91	212.06	92.69	112.54	114.31	96.70	114.00
2015 Jan	142.42	98.48	214.91	119.84	131.40	115.05	99.84	90.27
Feb	141.61	98.71	194.57	111.04	131.53	114.25	95.59	107.89
Mar	145.28	99.51	199.09	126.72	132.47	114.98	97.41	122.90
Apr	133.93	102.74	149.83	138.60	132.71	115.05	94.87	144.23
May	127.22	105.70	163.04	127.58	132.97	115.25	86.37	137.11
Jun	122.60	109.36	161.49	30.87	133.06	114.98	79.67	141.28



Contd.

5.1 Quantum Index Numbers of Large-Scale Manufacturing Industries

Year/month	Selected Items				
	Cement	Auto Mobile	Fertilizers		
			Nit Fertilizer	Phos Fertilizer	Total
(2005-2006=100)					
2011-12	159.22	107.31	121.21	93.91	96.37
2012-13	167.29	93.54	133.94	88.40	92.49
2013-14	169.24	91.15	137.52	104.81	107.75
2014-15	173.37	112.59	150.60	108.91	112.61
2014 Jun	188.49	89.15	101.84	149.22	106.10
Jul	133.16	75.49	107.43	147.60	111.04
Aug	157.40	99.89	112.84	155.77	116.70
Sep	184.49	116.74	103.18	156.67	108.00
Oct	167.16	99.94	111.65	158.41	115.86
Nov	182.81	100.99	111.26	151.26	114.86
Dec	180.22	94.92	108.88	163.94	113.83
2015 Jan	168.97	113.89	106.65	80.65	104.31
Feb	168.20	108.30	94.26	106.71	95.38
Mar	173.76	136.06	109.29	159.16	113.78
Apr	189.66	138.45	111.63	165.89	116.51
May	187.91	136.57	108.77	183.03	115.45
jun	186.49	129.48	121.11	178.15	126.24

5.2 Production of Manufacturing Items

Year/month	Vegetable Ghee (i)		Sugar (i)		Tea Blended (ii)	
	No. of reporting factories	Production (Tonnes)	No. of reporting factories	Production (Tonnes)	No. of reporting factories	Production (Tonnes)
(2005-06=100)						
2011-12	87	1102861	78	4634093	5	75628
2012-13	87	1138754	78	5073501	5	90201
2013-14	87	1185215	78	5582353	5	101758
2014-15	87	1178998	78	5149776	5	117270
2014 Jun	87	97978	78	31879	5	7851
Jul	87	97996	78	0	5	8816
Aug	87	90903	78	0	5	9384
Sep	87	104846	78	0	5	9957
Oct	87	96000	78	0	5	9767
Nov	87	100776	78	11620	5	10533
Dec	87	98761	78	1066293	5	11239
2015 Jan	87	94510	78	1330881	5	11390
Feb	87	94729	78	1329408	5	10394
Mar	87	95498	78	1074206	5	10649
Apr	87	98599	78	312672	5	7941
May	87	101438	78	24696	5	8641
Jun	87	104948	78	0	5	8559

 Contd.

5.2 Production of Manufacturing Items

Year/month	Beverages (iii) *		Cigarettes (ii)	
	No. of reporting factories	Production (000 litres)	No. of reporting factories	Production (Million Nos.)
2011-12	...	1812430	14	61954
2012-13	...	2077729	14	67377
2013-14	...	2550693	14	64482
2014-15		2952978	14	62667
2014 Jun	...	252363	14	3330
Jul	...	312174	14	4339
Aug	...	260871	14	4534
Sep	...	254781	14	4827
Oct	...	255820	14	4557
Nov	...	200777	14	4466
Dec	...	163474	14	4954
2015 Jan	...	159905	14	6405
Feb		204038	14	5915
Mar		228860	14	6773
Apr		298195	14	7408
May		317731	14	6819
Jun		297302	14	1650

*** Not available

* In the new base 2005-06 Beverages has been replaced by soft drinks, juices, syrups and squashes and liquors.

(ii) Provincial Bureaus of Statistics.
(iii) Central Board of Revenue.

5.2 Production of Manufacturing Items

Year/ month	No. of reporting factories	Cotton Textiles (Mills sector)												
		Capacity installed			Capacity worked			Spindle hours worked (Mn. No.)	Looms hours worked (Mn.No.)	Rotors hours worked (Mn.No.)	Consum- ption of Raw Cotton (Tonnes)	Total Yarn Produ- ction (Tonnes)	Surplus Yarn (Tonnes)	Total Prod- uction of Cloth(000) (Sq.m)
		No. of Spindles (000)	No. of Looms (000)	No. of Rotors (000)	No. of Spindles (000)	No. of Looms (000)	No. of Rotors (000)							
2007-08	427	11834	8	203	9960	4	124	76400	21	512	3159170	2809383	2700283	1016390
2008-09	369	10514	9	153	9406	4	71	75408	24	485	2638235	2274347	2327217	1019183
2009-10	439	11392	7	195	10632	5	140	6221	2	40	3372364	2880970	2768071	1004587
2010-11	433	11421	7	195	10757	5	143	6903	2	40	3405727	2956972	1006567	1029672
2011-12	--	10994	7	161	9885	--	100	--	--	--	--	--	--	--
2012 Jan	373	10994	7	161	9963	5	103	6498	2	40	231500	201000	82283	85250
Feb	373	10994	7	161	9925	5	103	6300	2	40	230575	200500	88197	85000
Mar	373	10994	7	161	9887	5	103	6382	2	40	231380	201200	88304	85350
Apr	373	10994	7	161	9906	5	104	6400	2	41	228850	199000	89483	85050
May	373	10994	7	161	9806	5	104	6491	2	41	222080	198000	89766	84500
Jun	373	10994	7	161	9893	5	103	6401	2	40	223070	198200	88626	84200
Jul	373	10994	7	161	9906	5	104	6301	2	42	236841	217900	82358	85520
Aug	373	10994	7	161	9893	5	104	6398	2	41	236640	218263	81553	85500
Sep	373	10994	7	161	9809	5	104	6400	2	40	238548	156904	81600	85600
Oct	373	10994	7	161	9893	5	109	6491	2	41	238290	219111	85590	85750
Nov	373	10994	7	161	9886	5	111	6401	2	40	237899	218935	83431	85500
Dec	373	10995	8	171	9892	5	120	6491	2	41	238456	219669	82792	85458

Contd.

5.2 Production of Manufacturing Items

Year / month	Cotton Cloth (Mills Sector) (Thousand square metres)															Grand Total
	Fine					Medium					Coarse					
	Grey	Blea- ched	Dyed & Printed	Blen- ded	Total	Grey	Blea- ched	Dyed & Printed	Blended	Total	Grey	Blea- ched	Dyed & Printed	Blended	Total	
2007-08	318397	17800	80925	41347	458469	97785	38207	212153	6803	354948	130590	18053	47859	6588	193090	1006507
2008-09	323350	20706	80446	42402	466904	101250	38695	204411	6839	351195	130882	17981	45775	6946	201584	1019683
2009-10	323595	31995	61290	44402	451282	101895	39541	204656	7839	353931	131728	18826	46620	7200	204374	1009587
2010-11	324931	23331	62626	45202	491745	103231	40877	205992	8239	351655	133064	20162	47956	7228	186272	1029672
2011-12	28205	2966	6454	4228	431006	9729	3341	14382	580	343794	19832	822	7292	686	183902	1018702
2012 Jan	--	--	--	--	40810	--	--	--	--	28843	--	--	--	--	15597	85250
Feb	--	--	--	--	40710	--	--	--	--	28768	--	--	--	--	15522	85000
Mar	--	--	--	--	10860	--	--	--	--	28868	--	--	--	--	15622	85350
Apr	--	--	--	--	40760	--	--	--	--	28768	--	--	--	--	15522	85050
May	--	--	--	--	40510	--	--	--	--	28618	--	--	--	--	15372	84500
Jun	28205	2966	6454	4228	41853	9729	3341	14382	580	28032	9916	411	3646	343	14316	84201
Jul	--	--	--	--	40920	--	--	--	--	28923	--	--	--	--	15677	85520
Aug	--	--	--	--	40710	--	--	--	--	28768	--	--	--	--	15522	85000
Sep	--	--	--	--	40895	--	--	--	--	29475	--	--	--	--	12530	85600
Oct	--	--	--	--	40926	--	--	--	--	28985	--	--	--	--	15839	85750
Nov	--	--	--	--	40910	--	--	--	--	28918	--	--	--	--	15672	85500
Dec	--	--	--	--	43110	--	--	--	--	28032	--	--	--	--	14316	85458

Source: Textile Commissioner's Organization.

Contd.

5.2 Production of Manufacturing Items

Year / month	No. of reporting factories	Jute Textiles									Raw Jute consumed (Bales)
		Capacity installed		Capacity worked		Production (Tonnes)					
		No. of Spindles	No. of Looms	No. of Spindles	No. of Looms	Total	Hessian	Sacking	Others		
(2005-2006=100)											
2011-12	94087	15960	67138	10989	...	
2012-13	102820	12748	77188	12884	...	
2013-14	101722	15142	71339	15241	...	
2014-15						94392	13126	64840	16426		
2014 Jun	10	36392	1755	23476	1021	7124	987	4876	1261	...	
Jul	10	36392	1755	23476	1021	7073	968	4883	1222	...	
Aug	10	36392	1755	23476	1021	7422	1044	5200	1178	...	
Sep	10	36392	1755	23476	1021	7422	1043	5619	1464	...	
Oct	10	36392	1755	23476	1021	7422	871	4697	1682	...	
Nov	10	36392	1755	23476	1021	7875	1111	5259	1505	...	
Dec	10	36392	1755	23476	1021	8421	1337	5689	1395	...	
2015 Jan	10	36392	1755	23476	1021	8695	1314	5848	1533	...	
Feb	10	36392	1755	23476	1021	8325	1206	5855	1264	...	
Mar	10	36392	1755	23476	1021	8483	1210	5789	1484	...	
Apr	10	36392	1755	23476	1021	8262	943	5907	1412	...	
May	10	36392	1755	23476	1021	7522	890	5432	1200	...	
jun	10	36392	1755	23476	1021	6938	1189	4662	1087	...	

Contd.

5.2 Production of Manufacturing Items

Year/month	Paper		Paper Board	
	No. of reporting factories	Production (Tonnes)	No. of reporting factories	Production (Tonnes)
2011-12	19	246342	26	283025
2012-13	19	232361	26	381938
2013-14	19	218655	26	465845
2014-15	19	203994	26	415657
2014 Jun	19	16596	26	42882
Jul	19	16086	26	45150
Aug	19	18420	26	44115
Sep	19	19174	26	39577
Oct	19	19979	26	39341
Nov	19	15174	26	42992
Dec	19	13933	26	27178
2015 Jan	19	14437	26	21522
Feb	19	10564	26	25723
Mar	19	22031	26	29300
Apr	19	14826	26	34387
May	19	15743	26	32688
Jun	19	17621	26	33684

 Contd.

5.2 Production of Manufacturing Items

Year / month	Chemicals (Tonnes)				
	No. of reporting factories	Soda Ash (i)	Caustic Soda (i)	Sulphuric Acid (ii)	Chlorine Gas (ii)
(2005-2006=100)					
2011-12	12	370743	179097	100403	15770
2012-13	12	366238	182869	89431	15495
2013-14	12	409148	167465	85348	14960
2014-15	12	437106	183952	76229	17355
2014 Jun	12	33788	12613	6171	1099
Jul	12	37942	14146	6491	1085
Aug	12	37680	15203	6143	1099
Sep	12	37030	15033	5484	1256
Oct	12	37988	16281	7836	1411
Nov	12	36978	14715	4792	1318
Dec	12	36446	12184	8912	1354
2015 Jan	12	32396	11385	3507	3143
Feb	12	29797	12713	3217	1386
Mar	12	39366	17633	4094	1392
Apr	12	38229	19809	4945	1237
May	12	37384	19362	5453	1337
jun	12	35870	17796	7135	1337

Contd.

5.2 Production of Manufacturing Items

Year/month	Chemical Fertilizers (Tonnes) (i)						Paints & Varnishes Solid(iii)		Paints & Varnishes Liquid (iii)	
	No. of reporting factories	Urea	Super Phosphate	Ammonium Nitrate	Nitro Phosphate	DI.Amm. Phosphate	No. of reporting factories	Production (Tonnes)	No. of reporting factories	Production (000 Ltrs.)

(2005-2006=100)

2011-12	11	4470662	114727	432290	337624	622649	102	23026	169	38371
2012-13	11	4215088	79304	401270	291922	729917	102	28048	169	40528
2013-14	11	4930283	87754	519104	447168	693142	102	36714	169	43908
2014-15	11	5673083	67583	569182	501901	754857	102	48631	169	54028
2014 Jun	11	404825	6006	35530	31123	66555	102		169	4143
Jul	11	428831	6384	36104	33064	65480	102	3618	169	3705
Aug	11	451284	6050	35857	34109	69156	102	3476	169	4391
Sep	11	406817	5829	35302	34704	67786	102	3441	169	4705
Oct	11	438275	5136	43575	37856	68333	102	3598	169	4656
Nov	11	431597	8410	48085	42390	61576	102	3348	169	4516
Dec	11	429939	9040	40666	33517	71846	102	3153	169	4345
2015 Jan	11	420147	3900	40475	35873	26818	102	3771	169	4481
Feb	11	368407	930	39387	32009	43511	102	4082	169	4308
Mar	11	430642	1580	42453	34228	71277	102	4655	169	4614
Apr	11	418000	1213	64587	55520	67473	102	5094	169	4723
May	11	395415	7208	74246	65555	71840	102	4862	169	4925
jun	11	453729	7903	68445	63076	69757	102	5332	169	4944

Source: (i) M/o. Industries & Production.
(ii) Provincial Bureau of Statistics.

Contd.

5.2 Production of Manufacturing Items

Year/ Month	No. of Reporting Refineries	Petroleum Products (000 Ltrs.)											
		Jet Fuel	Kerosene	Motor Spirit	High Speed Diesel	Diesel Oil N.O.S.	Furnace Oil	Lubri- cating Oil	Jute Batching Oil	Solvent- Neptha	L.P.G.	Petroleum Products N.O.S.	Total Petroleum Products
(2005-2006=100)													
2011-12	4	890346	156877	1687118	3828574	30230	2282991	234177	3526	923630	341611	264025	10643104
2012-13	4	936028	179871	2056737	4583975	40041	2777820	224823	3489	898671	420457	272492	12394404
2013-14	4	995514	175699	2171499	5088237	60893	3041178	224608	2789	1008195	380597	279584	13428792
2014-15	4	1032079	218450	2195500	5327291	56827	3121192	209475	2666	1382571	382403	296135	1422589
2014 Jun	4	83665	13610	176693	457409	6833	255248	18448	219	111836	30599	29835	1184394
Jul	4	85311	18476	192238	44613	3302	262222	18337	175	104137	33593	21029	1183432
Aug	4	82883	19495	194583	461936	5138	271741	15888	144	115022	29474	19408	1215713
Sep	4	88639	17798	171140	428590	6281	255335	19588	255	111049	29388	22454	1150517
Oct	4	93151	18413	199730	462418	4630	278893	18668	44	106915	33054	15504	1231419
Nov	4	71490	21984	176376	392897	5420	218812	18728	325	96114	30545	24284	1056976
Dec	4	86471	17248	163166	371841	4984	214426	16339	207	100578	28576	22636	1026471
2015 Jan	4	75438	13303	179911	424553	3047	257822	13546	196	111543	32202	20723	1132284
Feb	4	74965	13931	162833	400250	3146	246058	13062	293	95310	30355	21258	1061461
Mar	4	106019	16010	190592	446868	5992	283817	15864	219	130218	33547	30251	1259397
Apr		89118	21748	186913	501255	5770	277082	20076	267	143880	33687	33912	1313709
May		91225	21471	192192	502998	5580	281958	20020	287	132841	35058	31700	1315330
jun		87368	18573	185827	489073	3535	273027	19360	255	134963	32924	32977	1277882

Contd.

5.2 Production of Manufacturing Items

Year/month	Manufacture/Assembly of Automobiles (Nos.) (i)							Bicycles (ii)	
	Cars	Jeeps (4x4)	Light commercial vehicles	Trucks	Buses	Motor Cycles	Tractors	No. of reporting factories	Production (Nos.)
(2005-2006=100)									
2011-12	154255	451	20929	2597	568	1649532	48152	5	262096
2012-13	120332	1475	14517	1923	522	1675071	50871	5	232979
2013-14	116281	1217	17477	2674	559	1728137	34524	5	203669
2014-15	152524	1109	28189	4039	575	1777251	48883	5	210931
2014 Jun	9637	127	1465	358	57	137521	1775	5	17881
Jul	7056	70	1257	216	45	140128	2062	5	12226
Aug	11171	120	1441	374	51	140545	3204	5	18178
Sep	12464	143	1671	430	49	145518	6630	5	20949
Oct	11155	117	1476	246	26	148463	3721	5	21064
Nov	10392	96	1351	227	60	146555	4951	5	20490
Dec	10252	105	1563	272	70	134230	3575	5	14723
2015 Jan	13971	64	2082	333	37	145752	3152	5	15089
Feb	11980	75	2589	269	36	142267	4512	5	14840
Mar	16826	78	4091	414	36	147736	3956	5	17881
Apr	16378	87	3674	372	65	153202		5	18173
May	15783	107	3599	541	60	163585	4141	5	19990
jun	15096	47	3395	345	40	171176	3551	5	

Contd.

5.2 Production of Manufacturing Items

Year/month	Steel Products (Tonnes) (i)					
	Coke	Pig iron	Billets	H.R. sheets/ strips/plates/ coils	C.R. sheets/ strips/plates/ coils	Galvanized sheets
(2005-2006=100)						
2011-12	192876	249135	1403	180087	25910	0
2012-13	203359	201489	0	14969	2383	0
2013-14	31924	89433	567	57114	4131	0
2014-15	275777	265478	4461	127028	2848	0
2014 Jun	0	9676	0	2086	1155	0
Jul	15930	10398	36	7675	0	0
Aug	14345	14191	0	9269	1427	0
Sep	23090	25486	1113	17876	0	0
Oct	17977	3333	76	620	0	0
Nov	15880	20842	0	11791	0	0
Dec	26169	29960	493	20388	0	0
2015 Jan	29979	26756	911	3846	0	0
Feb	14450	20455	768	10937	1421	0
Mar	32974	44320	464	11124	0	0
Apr	31204	32345	471	15457	0	0
May	26776	27306	17	18045	0	0
jun	27003	10086	112	0	0	0

Contd.

5.2 Production of Manufacturing Items

Year/month	Cycle Tyres (i)		Cycle Tubes (i)		Motor tyres (ii)		Motor tubes (ii)		Cement (ii)	
	No. of reporting factories	Production (000 Nos.)	No. of reporting factories	Production (000 Nos.)	No. of reporting factories	Production (000 Nos.)	No. of reporting factories	Production (000 Nos.)	No. of reporting factories	Production (000 MT)

(2005-2006=100)

2011-12	9	3431	9	6846	4	7011	4	20338	21	29557
2012-13	9	3429	9	7746	4	7864	4	20269	21	31055
2013-14	9	4038	9	8061	4	8702	4	20825	21	31418
2014-15	9	4633	9	8391	4	9058	4	22001	21	32185
2014 Jun	9	352	9	641	4	715	4	1755	21	2916
Jul	9	339	9	684	4	772	4	1767	21	2060
Aug	9	380	9	752	4	709	4	1731	21	2435
Sep	9	387	9	765	4	731	4	1761	21	2854
Oct	9	423	9	753	4	726	4	1747	21	2586
Nov	9	427	9	783	4	762	4	1834	21	2828
Dec	9	413	9	745	4	729	4	1753	21	2788
2015 Jan	9	417	9	743	4	730	4	1773	21	2614
Feb	9	423	9	745	4	727	4	1778	21	2602
Mar	9	377	9	666	4	775	4	1841	21	2688
Apr	9	365	9	622	4	804	4	1921	21	2934
May	9	349	9	581	4	801	4	2035	21	2907
jun	9	333	9	552	4	792	4	2060	21	2885

Source:(i) Provincial Bureaus' of Statistics. Contd.
(ii) M/o. Industries & Production.

5.2 Production of Manufacturing Items

Year/month	No. of reporting factories	Electric Bulbs (iii) Production (000 Nos.)	No. of reporting factories	Electric Tubes (iii) Production (000 Metres)
2011-12	6	78981	2	1266
2012-13	6	79743	2	0
2013-14	6	75106	2	0
2014-15	6	64753	2	0
2014 Jun	6	5311	2	0
jul	6	4353	2	0
Aug	6	5344	2	0
Sep	6	5825	2	0
Oct	6	7384	2	0
Nov	6	7221	2	0
Dec	6	6867	2	0
2015 Jan	6	4938	2	0
Feb	6	4681	2	0
Mar	6	4371	2	0
Apr	6	3880	2	0
May	6	4298	2	0
jun	6	5591	2	0

 Contd.

5.2 Production of Manufacturing Items

Year/month	Sewing Machines (ii)		Electric Motors (ii)		Electric Transformers (ii)		T.V. Sets (iii)	
	No. of reporting factories	Production (Nos.)	No. of reporting factories	Production (Nos.)	No. of reporting factories	Production (Nos.)	No. of reporting factories	Production (Nos.)
(2005-2006=100)								
2010-11	7	47026	23	10469	10	13691	14	425592
2011-12	7	39603	23	9126	10	23683	14	268801
2012-13	7	32876	23	7539	10	26411	14	462938
2013-14	7	19845	23	9891	10	11363	14	426374
2014 Jun	7	2595	23	847	10	1366	14	34718
jul	7	2016	23	752	10	2605	14	35362
Aug	7	1551	23	814	10	2623	14	35444
Sep	7	583	23	807	10	2817	14	35460
Oct	7	1377	23	745	10	2610	14	36205
Nov	7	1299	23	743	10	2371	14	35767
Dec	7	1536	23	767	10	2164	14	37927
2015 Jan	7	1881	23	766	10	1440	14	36948
Feb	7	1839	23	755	10	1461	14	36093
Mar	7	827	23	725	10	1510	14	34805
Apr	7	1783	23	749	10	1893	14	33608
May	7	1885	23	731	10	1839	14	35278
jun	7	2694	23	632	10	1660	14	33558

Source: (i) M/o. Industries & Production
(ii) Provincial Bureaus of Statistics
(iii) Pakistan Electronic Manufacturer Association(PEMA)

6. MONEY & CREDIT

6.1 Reserve Money

(Million Rupees)

Components	2010-11	2011-12	2012-13	2013-14	2014-15
A. Currency in Circulation	1501411	1673746	1,939,267	2177873	2554749
B. Cash in Tills	104852	110055	110,867	139490	160299
C. Other Deposits with SBP	10145	8899	10,523	13147	15153
D. Bank Deposits	349434	396172	475,648	530746	413234
Reserve Money (A+B+C+D)	1965842	2188872	2,536,305	2861256	3143436
Factor affecting Reserve Money (RM)					
A. Government Sector(1+2)	1222060	1727905	2235863	2432250	1958090
1. Budgetary Borrowings	1200660	1706008	2,212,823	2409794	1935691
2. Others	21400	21897	23,040	22456	22399
B. Non-Govt. Sector (1+2+3)	309342	284061	295,111	494563	397849
1. Claims on Scheduled Banks (a+b+c+d+e)	315182	288789	300,649	500041	403671
a. Agriculture Sector	53228	52131	52,278	51923	52026
b. Industrial Sector	41943	42336	41,057	42833	39405
c. Export Sector	190460	164768	177,756	160553	193124
d. Housing Sector	--	--	--	--	--
e. Others	29551	29554	29,557	244731	119116
2. Claims on NBFIs	18075	19187	18,537	18597	18252
3. Special a/c debt Repayment	-23915	-23915	-24,075	-24075	-24075
C. Other Items (Net)	-179695	-211666	-128,620	-555023	58546
D. Net Domestic Assets (A+B+C)	1351707	1800300	2,402,354	2371790	2414485
E. Net Foreign Assets	614134	388572	133,951	489467	728951
F. Reserve Money (D+E)	1965841	2188872	2,536,305	2861256	3143436

Contd.

6.1 Reserve Money

(Million Rupees)

Components	2014			
	Jun.	Jul.	Aug.	Sep.
A. Currency in Circulation	2177873	2312992	2205677	2261802
B. Cash in Tills	139490	163246	129155	135383
C. Other Deposits with SBP1	13147	13198	13316	13851
D. Bank Deposits	530746	449947	514821	380463
Reserve Money (A+B+C+D)	2861256	2939383	2862969	2791499
Factor Affecting Reserve Money (RM)				
A. Government Sector(1+2)	2432250	2559021	2539392	2358827
1. Budgetary Borrowings	2409794	2537861	2520413	2338664
2. Others	22456	21160	18979	20163
B. Non-Govt. Sector (1+2+3)	494563	501903	465227	499753
1. Claims on Scheduled Banks(a+b+c+d+e)	500041	507774	471067	505393
a. Agriculture Sector	51923	51820	51792	51752
b. Industrial Sector	42833	42733	42109	42260
c. Export Sector	160553	168491	132434	163057
d. Housing Sector	--	--	--	--
e. Others	244731	244731	244731	248324
2. Claims on NBFIs	18597	18204	18235	18436
3. Special a/c debt Repayment	-24075	-24075	-24075	-24075
C. Other Items (Net)	-555023	-576268	-575867	-548711
D. Net Domestic Assets (A+B+C)	2371790	2484656	2428751	2309869
E. Net Foreign Assets	489467	454727	434217	481629
F. Reserve Money (D+E)	2861256	2939383	2862969	2791499

Contd.

6.1 Reserve Money

(Million Rupees)

Components	2014			2015
	Oct.	Nov.	Dec.	Jan.
A. Currency in Circulation	2328532	2338976	2301599	2370898
B. Cash in Tills	134652	134601	137995	120390
C. Other Deposits with SBP1	13078	13007	12904	12959
D. Bank Deposits	514917	417680	328786	541019
Reserve Money (A+B+C+D)	2991180	2904264	2781284	3045265
Factor Affecting Reserve Money (RM)				
A. Government Sector(1+2)	2503978	2163013	2008988	2019199
1. Budgetary Borrowings	2483292	2142385	1988544	1997308
2. Others	20686	20627	20444	21890
B. Non-Govt. Sector (1+2+3)	531869	544453	555116	556558
1. Claims on Scheduled Banks(a+b+c+d+e)	537484	550139	560850	562193
a. Agriculture Sector	51709	51636	51597	51500
b. Industrial Sector	43819	43427	43143	43140
c. Export Sector	193633	206752	212267	213710
d. Housing Sector	--	--	--	--
e. Others	248324	248324	253843	253843
2. Claims on NBFIs	18460	18389	18340	18440
3. Special a/c debt Repayment	-24075	-24075	-24075	-24075
C. Other Items (Net)	-496969	-223768	-337829	-81935
D. Net Domestic Assets (A+B+C)	2538878	2483698	2226275	2493821
E. Net Foreign Assets	452302	420565	555009	551444
F. Reserve Money (D+E)	2991180	2904263	2781284	3045265

Contd.

6.1 Reserve Money

(Million Rupees)

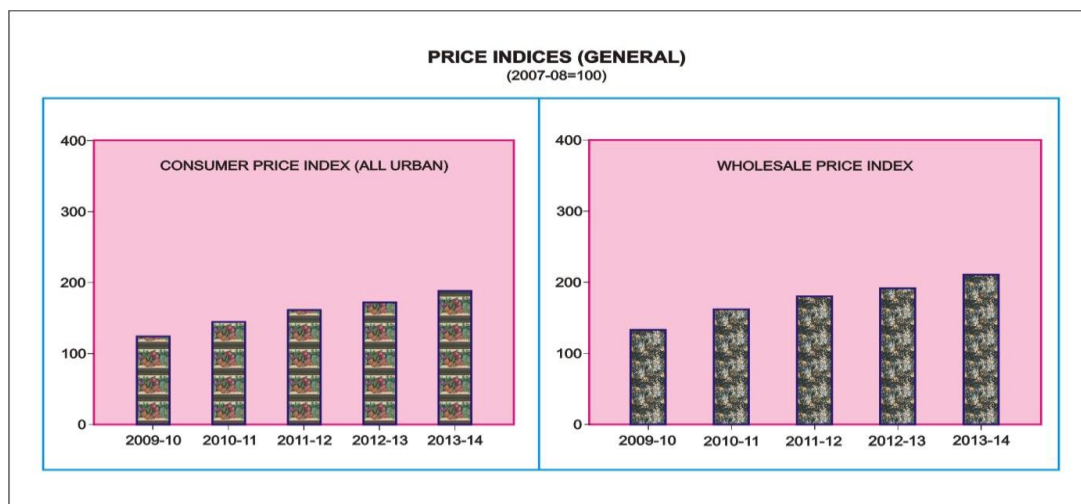
Components	2015				
	Feb.	Mar.	Apr.	May.,	Jun.
A. Currency in Circulation	2404755	2411394	2449972	2489368	2554749
B. Cash in Tills	126356	145140	130645	136966	160299
C. Other Deposits with SBP1	13059	13027	15592	15650	15153
D. Bank Deposits	483713	430530	534926	579565	413234
Reserve Money (A+B+C+D)	3027882	3000090	3131135	3221549	3143436
Factor Affecting Reserve Money (RM)					
A. Government Sector(1+2)	1861005	1717831	1720990	2159775	1958090
1. Budgetary Borrowings	1839305	1695843	1699075	2137038	1935691
2. Others	21699	21989	21915	22737	22399
B. Non-Govt. Sector (1+2+3)	551848	493377	387836	397807	397849
1. Claims on Scheduled Banks(a+b+c+d+e)	557418	499065	393511	403448	403671
a. Agriculture Sector	51495	51467	51456	51472	52026
b. Industrial Sector	41976	42451	42171	42449	39405
c. Export Sector	210103	204373	205043	199651	193124
d. Housing Sector	-				-
e. Others	253843	200774	94841	109876	119116
2. Claims on NBFIs	18505	18387	18399	18434	18252
3. Special a/c debt Repayment	-24075	-24075	-24075	-24075	-24075
C. Other Items (Net)	-37175	138307	274948	24785	58546
D. Net Domestic Assets (A+B+C)	2375677	2349516	2383773	2532797	2414485
E. Net Foreign Assets	652205	650574	747361	688751	728951
F. Reserve Money (D+E)	3027882	3000090	3131138	3221549	3143436

Note: 1) Excluding IMP A/c Nos. 1,2 & SAF A/c loan, counterpart funds and deposits of foreign, government, Central Bank, international organizations and deposit money banks
2) Source agency has made some changes in table Monetary Statistics and renamed as Reserve Money
3) P = Provisional

7. PRICE

7.1 Price Indices (General) with Percentage Change

Year / month	Consumer price index (all urban)		Wholesale Price Index	
	index	Annual/monthly rate of change (%)	index	Annual/monthly rate of change (%)
(2007-08 = 100)				
2009-10	128.85	10.10	135.40	13.85
2010-11	146.45	13.66	164.17	21.25
2011-12	162.57	11.01	181.29	10.42
2012-13	174.53	7.36	194.61	7.35
2013-14	189.58	8.62	210.48	8.15
2014 Jun	194.74	0.33	214.60	-0.48
Jul	198.05	1.70	215.76	0.54
Aug	198.70	0.33	214.73	-0.48
Sep	199.40	0.35	215.06	0.15
Oct	199.81	0.21	214.39	-0.31
Nov	198.80	-0.51	212.26	-0.99
Dec	196.79	-1.01	208.25	-1.89
2015 Jan	217.10	0.08	206.11	-1.03
Feb	213.15	-0.92	203.86	-1.09
Mar	214.25	0.23	203.89	0.01
Apr	198.16	1.32	205.65	0.86
May	199.66	0.76	207.92	1.10
Jun	200.89	0.62	210.37	1.18



7.2 Combined Sensitive Price Indicator (SPI) by Quantile

Year/Month	Quantile					
	Q.1	Q.2	Q.3	Q.4	Q.5	Q.6
(2007-08=100)						
2009 - 10	136.80	138.05	140.26	140.03	142.54	139.84
2010 - 11	159.47	161.21	160.54	166.27	168.82	164.03
2011 - 12	170.77	174.11	173.67	181.09	185.59	178.67
2012 - 13	184.04	190.29	189.05	190.39	190.78	189.61
2013 - 14	201.15	206.95	208.93	210.70	209.74	208.66
2014 Jun	203.07	209.47	212.49	214.79	214.05	212.40
Jul	207.04	213.40	216.40	218.64	217.57	216.14
Aug	208.76	214.85	217.62	219.57	218.08	217.08
Sep	209.27	215.18	217.82	219.55	217.76	217.06
Oct	209.21	215.07	217.61	219.21	217.14	216.67
Nov	206.84	212.73	215.65	217.17	214.69	214.45
Dec	203.70	209.85	213.06	214.64	212.03	211.76
2015 Jan	201.92	208.09	211.30	212.83	210.03	209.89
Feb	199.92	205.79	208.78	209.92	206.59	206.98
Mar	199.92	205.81	208.83	209.99	206.70	207.05
Apr	200.70	206.77	209.95	211.37	208.40	208.42
May	203.33	209.62	212.99	214.56	211.53	211.48
Jun	205.34	211.83	215.43	217.37	214.82	214.29

7.3 Combined Consumer Price Index Numbers by Commodity Groups

Year/month	General	Food & Non Alcoholic Beverages	Alcoholic Beverages Tobacco	Clothing & Footwear	Housing water, Elec, Gas Fuels	H.hold Equip & Repair, Maintenance	Health	Transport	Communication	Recreation & Culture	Education	Restau & Hotels	Miscellaneous goods & services
(2007-08=100)													
2009-10	128.85	139.10	136.71	119.22	122.14	123.93	114.33	132.79	109.65	127.87	119.39	140.36	133.63
2010-11	146.45	164.61	151.64	133.35	135.27	135.59	123.79	149.01	122.47	134.62	128.17	164.04	152.45
2011-12	162.57	182.77	165.01	153.45	146.17	160.28	137.97	171.39	122.94	145.35	143.83	185.82	181.47
2012-13	174.53	195.05	191.02	175.58	151.34	179.87	156.56	186.43	126.16	169.07	156.69	203.63	199.49
2013-14	189.58	211.75	223.38	198.01	164.60	195.85	167.15	195.15	129.76	183.77	172.57	228.61	210.15
2014 Jun	194.74	214.50	259.28	206.96	169.53	204.09	172.75	195.27	129.88	188.74	190.90	238.76	215.12
Jul	198.05	220.48	265.82	209.51	171.62	204.42	173.40	198.38	129.85	188.76	191.33	239.23	216.98
Aug	198.70	221.77	266.59	210.19	171.65	205.48	173.42	198.70	129.83	189.02	191.45	239.85	218.63
Sep	199.40	221.77	266.59	210.97	171.70	207.21	174.47	205.10	129.85	189.34	191.93	242.00	219.39
Oct	199.81	221.33	266.62	211.10	173.39	207.48	174.95	204.84	129.85	189.39	192.41	242.78	220.36
Nov	198.80	220.25	266.65	213.01	174.01	208.26	175.37	190.59	129.99	189.55	192.41	242.78	220.35
Dec	196.79	215.18	266.63	213.88	174.04	208.8	176.31	185.17	130.13	189.6	192.41	244.59	220.73
2015 Jan	196.95	214.11	266.62	214.32	176.51	209.37	176.97	181.22	130.13	189.63	192.41	244.90	221.30
Feb	195.13	209.81	266.63	214.49	176.51	209.72	177.16	175.39	130.27	189.67	192.41	246.22	222.81
Mar	195.57	210.96	266.63	215.06	176.51	209.89	177.26	175.14	130.27	189.80	192.50	247.22	222.57
Apr	198.16	214.18	266.65	217.17	177.73	211.06	178.21	176.70	130.29	192.74	209.17	247.73	223.99
May	199.66	218.32	268.97	217.58	177.75	210.84	178.22	176.82	130.29	192.98	209.17	248.45	223.08
Jun	200.89	219.66	304.76	218.56	177.76	211.59	178.55	178.59	130.30	192.98	209.17	249.24	223.37

**7.4: Consumer Price Index Numbers by Major Groups
and Selected Commodities
(2007-2008=100)**

Item and Specification	Weight	Index Numbers			% Change in June,2015			
		June, 2015	May., 2015	June, 2014	May., 2015	June, 2014		
<i>General</i>	100.0000	200.89	199.66	194.74	+	0.62	+	3.16
<i>Food and non-alcoholic Beverages</i>	34.8343	219.66	218.32	214.50	+	0.61	+	2.41
1 Wheat	0.3477	193.72	195.82	200.35	-	1.07	-	3.31
2 Wheat Flour	4.1648	207.87	211.25	213.46	-	1.60	-	2.62
3 Wheat Product	0.0959	211.77	212.65	215.08	-	0.41	-	1.54
4 Besan	0.1500	214.84	198.34	174.07	+	8.32	+	23.42
5 Rice	1.5821	175.16	177.40	194.10	-	1.26	-	9.76
6 Cereals	0.1563	241.01	240.96	235.80	+	0.02	+	2.21
7 Bakery & Confectionary	1.1550	208.28	208.20	203.91	+	0.04	+	2.14
8 Nimco	0.4574	239.40	239.02	230.82	+	0.16	+	3.72
9 Meat	2.4303	247.52	246.71	237.75	+	0.33	+	4.11
10 Chicken	1.3596	240.58	209.37	199.93	+	14.91	+	20.33
11 Fish	0.2970	213.54	214.25	222.36	-	0.33	-	3.97
12 Milk Fresh	6.6800	254.57	251.91	242.98	+	1.06	+	4.77
13 Milk Products	0.6338	246.89	244.99	238.58	+	0.78	+	3.48
14 Milk Powder	0.1129	226.31	226.10	221.55	+	0.09	+	2.15
15 Eggs	0.4555	172.26	165.19	167.66	+	4.28	+	2.74
16 Mustard Oil	0.0952	151.35	152.12	158.12	-	0.51	-	4.28
17 Cooking Oil	1.7538	143.39	144.64	161.96	-	0.86	-	11.47
18 Vegetable Ghee	2.0714	140.50	141.19	158.34	-	0.49	-	11.27
19 Dry Fruits	0.2543	254.52	252.03	234.85	+	0.99	+	8.38
20 Fresh Fruits	1.8649	245.63	253.52	237.43	-	3.11	+	3.45
21 Pulse Masoor	0.2712	195.23	194.06	180.68	+	0.60	+	8.05
22 Pulse Moong	0.2336	311.53	314.45	301.11	-	0.93	+	3.46
23 Pulse Mash (Washed)	0.2098	253.97	245.40	209.35	+	3.49	+	21.31
24 Pulse Gram	0.2361	213.03	198.97	168.96	+	7.07	+	26.08
25 Gram Whole	0.1616	193.36	188.78	179.88	+	2.43	+	7.49
26 Beans	0.0269	236.80	233.82	240.36	+	1.27	-	1.48
27 Potatoes	0.4699	165.00	125.27	403.63	+	31.72	-	59.12
28 Onion	0.5340	279.84	281.38	195.07	-	0.55	+	43.46
29 Tomatoes	0.4419	209.01	170.51	116.37	+	22.58	+	79.61
30 Fresh Vegetables	1.6802	223.39	251.32	202.52	-	11.11	+	10.31
31 Sugar	1.0445	220.70	210.60	195.32	+	4.80	+	12.99
32 Gur	0.0220	272.24	264.36	253.67	+	2.98	+	7.32
33 Honey	0.0446	303.39	303.39	284.59	+	0.00	+	6.61
34 SweetMeat	0.2483	235.81	234.89	226.62	+	0.39	+	4.06
35 Beverages	1.1990	213.32	209.53	205.75	+	1.81	+	3.68
36 Jam, Tomato Ketchup & Pickles	0.2454	208.86	207.96	194.91	+	0.43	+	7.16
37 Condiments	0.2656	257.93	258.07	246.44	-	0.05	+	4.66
38 Spices	0.5441	236.20	235.30	227.28	+	0.38	+	3.92
39 Tea	0.8377	231.98	228.63	207.74	+	1.47	+	11.67
<i>Alcoholic Beverages, Tobacco</i>	1.4135	304.76	268.97	259.28	+	13.31	+	17.54
40 Cigarettes	1.3906	306.27	269.95	260.26	+	13.45	+	17.68
41 Betel Leaves & Nuts	0.0229	213.15	209.62	199.83	+	1.68	+	6.67
<i>Clothing and footwear</i>	7.5708	218.56	217.58	206.96	+	0.45	+	5.60
42 Cotton Cloth	1.7286	213.01	212.76	201.94	+	0.12	+	5.48
43 Woolen Cloth	0.8759	234.23	234.13	227.29	+	0.04	+	3.05
44 Readymade Garments	0.9739	222.33	220.64	206.29	+	0.77	+	7.78
45 Woolen Readymade Garments	0.3964	240.86	240.86	218.34	+	0.00	+	10.31
46 Hosiery	0.5094	230.96	229.66	219.18	+	0.57	+	5.37
47 Dopatta	0.4412	232.70	232.33	225.05	+	0.16	+	3.40
48 Cleaning and Laundry	0.2110	238.32	237.72	228.30	+	0.25	+	4.39
49 Tailoring	0.8840	275.40	270.70	247.32	+	1.74	+	11.35
50 Footwear	1.5504	164.64	164.56	163.50	+	0.05	+	0.70

Contd.

**7.4: Consumer Price Index Numbers by Major Groups
and Selected Commodities
(2007-2008=100)**

Item and Specification	Weight	Index Numbers			% Change in June,2015			
		June, 2015	May., 2015	June, 2014	May., 2015	June, 2014		
<u>Housing, water, Elec., Gas and other fuels</u>	29.4149	177.76	177.75	169.53	+	0.01	+	4.85
51 House Rent	21.8149	166.88	166.88	157.05	+	0.00	+	6.26
52 Construction Input Items	0.5623	239.17	238.93	232.72	+	0.10	+	2.77
53 Construction Wage Rates	0.3331	213.11	211.69	199.53	+	0.67	+	6.81
54 Water Supply	0.4971	149.92	149.92	149.92	+	0.00	+	0.00
55 Electricity	4.3985	231.52	231.52	227.44	+	0.00	+	1.79
56 Gas	1.5756	143.81	143.81	143.81	+	0.00	+	0.00
57 Kerosene Oil	0.0057	223.49	211.77	278.77	+	5.53	-	19.83
58 Firewood Whole	0.2277	272.98	274.59	265.16	-	0.59	+	2.95
<u>Furnishing and household equipment maintenance</u>	4.2082	211.59	210.84	204.09	+	0.36	+	3.67
59 Furniture	0.3315	205.27	203.03	194.71	+	1.10	+	5.42
60 Household Textiles	0.6489	209.43	207.80	199.85	+	0.78	+	4.79
61 Household Equipment	0.5936	175.10	174.36	170.58	+	0.42	+	2.65
62 Utensils	0.3212	214.29	213.57	205.72	+	0.34	+	4.17
63 Plastic Products	0.2547	202.65	201.69	195.76	+	0.48	+	3.52
64 Washing Soaps & Detergents	0.7893	222.38	221.82	220.60	+	0.25	+	0.81
65 Sewing Needle & Dr Cell	0.1496	198.97	198.97	180.69	+	0.00	+	10.12
66 Household Servant	1.0432	229.23	229.23	219.71	+	0.00	+	4.33
67 Marriage Hall Charges	0.0762	231.83	231.83	224.03	+	0.00	+	3.48
<u>Health</u>	2.1868	178.55	178.22	172.79	+	0.19	+	3.33
68 Drugs & Medicines	1.2667	148.37	148.34	145.57	+	0.02	+	1.92
69 Medical Equipments	0.0080	226.26	225.36	219.76	+	0.40	+	2.96
70 Doctor (MBBS) Clinic Fee	0.5904	242.85	241.97	232.41	+	0.36	+	4.49
71 Medical Tests	0.3217	178.21	177.69	169.35	+	0.29	+	5.23
<u>Transport</u>	7.2023	178.59	176.82	195.27	+	1.00	-	8.54
72 Motor Vehicles	0.6630	163.41	163.41	160.00	+	0.00	+	2.13
73 Motor Vehicle Accessories	0.2439	226.28	225.89	228.31	+	0.17	-	0.89
74 Motor Fuel	3.0269	154.52	150.45	186.72	+	2.71	-	17.25
75 Mechanical Service	0.4552	216.12	215.35	206.25	+	0.36	+	4.79
76 Motor Vehicle Tax	0.1099	210.18	210.18	153.74	+	0.00	+	36.71
77 Transport Services	2.7034	197.35	197.35	210.36	+	0.00	-	6.18
<u>Communication</u>	3.2198	130.30	130.29	129.88	+	0.01	+	0.32
78 Postal Services	0.0662	227.95	227.44	215.89	+	0.22	+	5.59
79 Communication & Apparatus	3.1536	128.25	128.25	128.07	+	0.00	+	0.14
<u>Recreation and culture</u>	2.0227	192.98	192.98	188.74	+	0.00	+	2.25
80 Recreation & Culture	0.8634	128.25	128.25	127.44	+	0.00	+	0.64
81 Text Books	0.5706	290.62	290.62	279.73	+	0.00	+	3.89
82 Newspapers	0.1934	175.42	175.42	175.42	+	0.00	+	0.00
83 Stationery	0.3953	201.99	201.99	197.77	+	0.00	+	2.13
<u>Education</u>	3.9431	209.17	209.17	190.90	+	0.00	+	9.57
84 Education	3.9431	209.17	209.17	190.90	+	0.00	+	9.57
<u>Restaurants and hotels</u>	1.2286	249.24	248.45	238.76	+	0.32	+	4.39
85 Readymade Food	1.2286	249.24	248.45	238.76	+	0.32	+	4.39
<u>Misc. goods and services</u>	2.7550	223.37	223.08	215.12	+	0.13	+	3.84
86 Personal Care	1.4935	206.85	206.16	199.48	+	0.33	+	3.69
87 Cosmetics	0.3853	190.66	190.66	182.74	+	0.00	+	4.33
88 Blades	0.0322	185.88	185.88	184.61	+	0.00	+	0.69
89 Personal Equipments	0.8440	268.97	269.23	258.73	-	0.10	+	3.96

**7.5 Combined Consumer Price Index Numbers by Quintiles
and Major Commodity Groups
June, 2015
(2007-2008=100)**

Income Quintiles	General	Food & non-alcoholic Beverages	Alcoholic Beverages, Tobacco	Clothing & footwear	Housing, water, Elec., Gas & other fuels	Furnishing & household equipment maintenance	Health	Transport	Communication	Recreation & culture	Education	Restaurants & hotels	Misc. goods & services
------------------	---------	--------------------------------	------------------------------	---------------------	--	--	--------	-----------	---------------	----------------------	-----------	----------------------	------------------------

All Urban Combined

Aggregate	200.89	219.66	304.76	218.56	177.76	211.59	178.55	178.59	130.30	192.98	209.17	249.24	223.37
Income Quintile 1	201.50	215.91	315.23	216.69	165.48	213.15	171.54	187.92	118.53	207.48	221.34	248.60	221.91
Income Quintile 2	203.46	217.63	314.65	216.91	175.46	211.81	174.12	182.24	118.58	205.05	218.96	249.51	220.83
Income Quintile 3	203.98	218.55	313.30	217.38	179.78	209.70	175.95	179.91	120.58	201.35	213.85	249.28	221.46
Income Quintile 4	203.68	219.68	312.06	218.17	181.92	208.13	178.61	176.32	124.94	195.84	213.62	249.10	221.55
Income Quintile 5	198.63	221.51	293.41	219.88	178.27	212.59	181.16	178.53	135.75	186.44	206.43	249.30	225.24

**7.6 Combined Consumer Price Index Numbers by Quintile,
Major Commodity Groups for Selected Cities
June, 2015
(2007-2008=100)**

Cities	General	Food & non-alcoholic Beverages	Alcoholic Beverages, Tobacco	Clothing & footwear	Housing, water, Elec., Gas & other fuels	Furnishing & household equipment maintenance	Health	Transport	Communication	Recreation & culture	Education	Restaurants & hotels	Misc. goods & services
--------	---------	--------------------------------	------------------------------	---------------------	--	--	--------	-----------	---------------	----------------------	-----------	----------------------	------------------------

Income Quintile 1

Rawalpindi	212.24	226.30	333.40	233.11	188.20	221.62	199.87	199.17	104.44	221.57	276.77	243.19	216.06
Islamabad	212.93	220.50	324.70	227.72	167.44	226.78	200.14	202.05	111.29	309.01	675.44	226.45	222.81
Lahore	194.02	222.20	306.70	201.74	144.72	234.51	186.90	175.30	104.42	217.34	203.77	233.61	261.80
Gujranwala	195.17	211.54	328.56	206.86	163.54	217.28	155.62	173.07	111.41	226.35	162.24	237.05	206.62
Sialkot	190.53	210.33	286.78	172.66	160.74	179.37	141.40	191.29	115.82	305.07	187.03	210.00	198.40
Faisalabad	196.48	207.67	327.28	192.10	175.25	192.75	162.73	187.40	124.07	237.51	159.63	258.87	202.93
Multan	197.77	208.95	317.07	202.51	172.38	205.07	161.51	177.19	137.90	226.87	179.95	248.60	201.96
Sargodha	211.42	208.84	334.92	212.46	210.37	249.79	168.92	229.27	111.88	249.87	183.98	312.81	217.08
Bahawalpur	208.29	204.37	317.37	244.01	201.38	221.45	157.96	178.37	175.92	264.24	217.98	195.98	207.03
Karachi	193.24	210.52	327.49	217.67	148.15	232.24	160.09	155.52	117.33	198.54	173.86	249.70	248.09
Hyderabad	191.26	215.86	328.19	190.41	145.05	183.37	164.04	176.95	112.36	172.97	222.50	235.54	198.92
Sukkur	201.33	210.78	317.43	234.02	163.49	211.10	152.63	162.68	111.36	170.52	320.08	263.05	203.09
Larkana	208.25	211.81	328.31	211.41	195.42	220.50	258.98	167.20	125.28	180.15	180.73	263.19	261.52
Peshawar	208.56	212.47	325.29	261.86	170.42	237.39	191.13	196.43	113.13	273.89	277.77	254.04	291.98
Bannu	207.97	214.68	301.21	198.83	207.28	238.37	154.62	160.75	109.98	229.55	189.18	288.97	232.79
Quetta	196.58	213.15	350.29	177.52	171.61	177.79	164.02	211.58	124.60	176.72	243.72	235.73	204.20
Khuzdar	200.23	214.40	321.44	201.44	163.61	207.33	174.43	188.42	131.06	165.64	183.07	352.49	190.64

Income Quintile 2

Rawalpindi	215.40	228.31	330.48	232.36	192.68	221.34	202.84	217.86	106.14	255.82	288.23	243.31	216.96
Islamabad	209.21	221.63	334.81	235.82	163.00	223.06	188.09	182.50	108.89	232.90	578.02	233.62	214.72
Lahore	193.52	223.40	311.79	200.21	146.15	239.26	179.41	167.00	104.02	217.53	210.94	235.07	255.69
Gujranwala	194.84	212.52	331.78	203.11	166.33	211.95	154.39	170.07	112.28	241.94	150.79	254.13	206.70
Sialkot	188.80	209.39	286.46	177.01	163.22	177.70	145.35	178.88	121.63	333.76	184.88	209.76	185.55
Faisalabad	195.05	208.83	329.73	193.64	177.68	198.65	161.43	177.44	118.84	230.58	149.60	248.05	202.96
Multan	197.45	211.17	316.84	201.71	175.29	201.26	158.08	169.48	130.84	233.80	179.17	245.22	201.00
Sargodha	212.35	210.13	328.90	212.30	214.06	251.22	173.78	203.62	105.24	260.97	198.68	300.53	220.62
Bahawalpur	207.23	206.26	316.20	237.91	202.47	226.59	163.27	162.63	175.25	255.30	191.73	203.92	206.35
Karachi	194.76	213.41	325.51	213.91	151.55	223.75	158.93	158.30	121.22	193.88	178.73	251.10	234.58
Hyderabad	191.93	216.74	326.74	191.45	148.37	185.63	168.15	178.03	113.66	167.21	262.71	237.54	198.24
Sukkur	201.01	211.16	307.22	233.55	167.06	206.65	155.40	164.56	108.78	172.08	309.03	263.35	201.91
Larkana	212.19	217.02	328.33	214.16	198.85	214.74	268.30	171.66	131.60	180.37	182.55	264.43	259.32
Peshawar	208.41	214.17	331.66	264.00	173.42	234.23	185.77	187.65	120.58	249.41	253.56	253.57	285.85
Bannu	204.78	213.25	293.52	198.37	203.99	232.37	154.46	160.15	114.97	217.25	197.07	278.24	246.42
Quetta	196.39	214.65	342.97	179.73	175.11	179.95	164.95	187.28	119.60	178.95	219.37	235.24	202.86
Khuzdar	198.76	214.82	311.04	200.55	156.77	218.93	181.35	172.48	134.13	176.56	178.97	347.93	187.47

Contd.

**7.6 Combined Consumer Price Index Numbers by Quintile,
Major Commodity Groups for Selected Cities
June, 2015
(2007-2008=100)**

Cities	General	Food & non-alcoholic Beverages	Alcoholic Beverages, Tobacco	Clothing & footwear	Housing, water, Elec., Gas & other fuels	Furnishing & household equipment maintenance	Health	Transport	Communication	Recreation & culture	Education	Restaurants & hotels	Misc. goods & services
--------	---------	--------------------------------	------------------------------	---------------------	--	--	--------	-----------	---------------	----------------------	-----------	----------------------	------------------------

Income Quintile 3

Rawalpindi	215.00	227.20	324.86	235.24	191.09	219.92	212.00	194.71	110.45	242.03	284.34	245.13	221.54
Islamabad	209.49	223.38	306.43	229.43	157.12	220.84	182.40	183.73	113.01	221.18	729.12	225.28	229.47
Lahore	192.11	224.71	309.19	201.04	137.06	239.48	180.39	165.52	107.06	218.33	199.41	232.88	256.30
Gujranwala	192.91	213.14	330.01	207.36	157.54	208.12	153.56	161.71	116.83	216.47	151.17	236.99	206.40
Sialkot	187.97	209.03	266.89	178.46	157.29	184.06	144.61	167.42	128.72	307.01	176.52	204.26	186.77
Faisalabad	193.21	209.79	322.70	193.34	171.45	198.59	161.56	171.70	120.17	228.78	151.63	236.88	203.71
Multan	196.19	212.00	315.79	200.40	169.62	193.98	159.60	168.31	133.88	224.01	171.06	240.96	201.25
Sargodha	210.47	208.43	325.92	212.97	217.65	250.23	167.35	187.68	110.50	253.89	177.83	307.39	219.33
Bahawalpur	207.59	207.36	321.82	241.38	200.10	228.66	157.07	161.80	175.76	241.67	196.69	205.15	209.02
Karachi	195.22	215.08	327.67	211.37	143.83	219.35	157.19	159.48	123.08	191.22	183.30	253.41	232.23
Hyderabad	189.83	217.20	326.09	193.07	137.42	186.83	167.02	175.88	123.08	172.14	256.30	239.23	200.32
Sukkur	198.19	210.72	305.94	234.33	156.13	208.34	148.75	161.42	110.30	172.83	311.31	258.52	201.92
Larkana	212.54	219.78	313.56	212.08	197.67	212.73	255.05	171.21	132.87	179.61	181.96	261.94	278.61
Peshawar	205.91	213.77	319.72	264.74	166.77	235.09	183.26	192.40	119.17	228.97	266.09	254.60	275.43
Bannu	203.82	214.41	300.86	205.46	200.88	219.87	156.87	154.37	117.65	205.64	182.59	278.13	244.47
Quetta	194.00	214.76	327.37	179.89	170.69	179.80	165.45	172.93	118.98	176.01	232.66	229.31	198.68
Khuzdar	195.94	216.29	307.24	196.36	147.75	216.11	188.08	165.98	136.42	172.28	177.92	340.87	189.73

Income Quintile 4

Rawalpindi	215.42	227.68	320.61	238.92	196.79	224.34	214.02	193.57	112.67	219.68	258.08	247.96	227.05
Islamabad	211.35	224.16	302.95	229.22	163.51	220.66	193.45	186.30	123.81	208.31	645.38	227.15	225.66
Lahore	191.91	226.05	304.86	200.36	150.99	237.76	176.81	161.68	111.81	208.58	197.55	230.62	254.20
Gujranwala	193.45	213.55	321.66	209.64	169.04	196.65	157.55	157.62	122.28	215.04	151.44	237.91	201.37
Sialkot	189.75	210.50	270.30	180.40	171.70	178.48	144.59	167.58	136.20	274.50	175.59	201.72	184.85
Faisalabad	192.38	211.86	323.22	194.22	180.31	198.82	159.94	163.36	123.02	211.76	143.43	238.80	207.40
Multan	197.72	214.13	310.95	201.91	183.04	194.13	155.50	164.94	136.55	212.73	173.44	235.87	205.63
Sargodha	211.26	210.92	319.50	214.58	219.64	256.39	168.55	179.70	116.43	282.66	169.15	305.97	221.19
Bahawalpur	206.88	209.41	314.85	239.44	205.65	223.90	159.85	157.28	175.41	234.36	196.82	197.83	211.85
Karachi	195.95	216.29	327.90	211.31	156.73	225.02	156.94	160.10	127.17	188.96	187.96	254.02	231.59
Hyderabad	191.08	218.74	323.75	193.40	152.51	185.54	167.76	172.02	129.09	173.06	253.80	238.73	202.92
Sukkur	200.97	213.58	295.08	234.15	171.34	209.20	152.29	158.65	116.83	171.73	310.09	257.65	206.33
Larkana	216.43	225.87	286.87	211.15	204.63	211.79	266.66	167.43	140.56	179.25	199.71	262.82	291.93
Peshawar	207.17	216.48	312.55	265.01	177.29	227.72	193.21	184.83	124.35	228.51	251.74	257.22	271.20
Bannu	205.67	216.24	307.24	210.80	200.39	229.17	155.78	157.98	118.25	195.42	180.15	279.54	249.89
Quetta	195.16	215.02	318.30	183.84	178.52	178.57	164.64	175.26	121.79	172.30	241.74	228.83	196.71
Khuzdar	199.09	217.26	315.64	196.82	165.29	224.25	187.13	165.21	139.23	173.17	175.87	328.10	201.21

Contd.

**7.6 Combined Consumer Price Index Numbers by Quintile,
Major Commodity Groups for Selected Cities
June, 2015
(2007-2008=100)**

Cities	General	Food & non-alcoholic Beverages	Alcoholic Beverages, Tobacco	Clothing & footwear	Housing, water, Elec., Gas & other fuels	Furnishing & household equipment maintenance	Health	Transport	Communication	Recreation & culture	Education	Restaurants & hotels	Misc. goods & services
--------	---------	--------------------------------	------------------------------	---------------------	--	--	--------	-----------	---------------	----------------------	-----------	----------------------	------------------------

Income Quintile 5

Rawalpindi	215.91	230.87	288.86	238.30	198.34	225.54	205.04	197.77	125.15	203.38	273.12	244.60	252.14
Islamabad	204.72	226.29	276.18	231.49	161.99	229.90	195.89	199.51	128.33	201.67	404.30	230.76	242.76
Lahore	188.02	228.65	272.37	203.22	150.88	229.97	177.40	171.78	125.15	200.87	189.98	236.74	253.25
Gujranwala	190.17	215.95	302.74	212.88	169.86	182.01	155.08	161.17	133.76	194.91	147.55	232.89	207.23
Sialkot	186.54	211.61	247.88	182.60	170.48	176.32	149.84	170.88	138.04	250.85	169.65	204.99	190.20
Faisalabad	190.14	214.65	299.78	193.54	180.48	207.26	155.73	169.64	129.99	202.26	161.90	224.79	213.71
Multan	193.93	217.88	274.69	200.89	183.45	187.07	154.02	173.37	138.76	206.45	172.15	236.17	207.21
Sargodha	214.64	212.95	324.28	224.27	218.84	338.51	163.79	178.53	125.23	241.75	165.41	310.78	234.59
Bahawalpur	206.46	212.94	269.22	240.00	206.13	226.44	154.05	165.47	176.03	230.52	199.95	195.79	218.07
Karachi	194.66	219.27	311.99	213.38	155.36	283.90	157.77	175.46	138.50	181.77	193.03	257.03	232.81
Hyderabad	188.43	221.68	302.10	195.59	153.51	173.55	166.49	177.35	137.96	163.98	243.97	239.88	210.48
Sukkur	199.87	215.72	273.40	234.01	172.27	201.77	147.64	164.38	127.76	170.17	336.95	256.01	210.66
Larkana	215.46	227.34	270.69	210.63	206.08	207.55	278.51	169.66	144.29	168.69	255.29	260.95	276.34
Peshawar	203.28	219.80	285.77	262.03	175.81	222.81	178.12	191.06	130.18	189.24	252.73	253.93	257.52
Bannu	199.88	214.74	310.04	201.77	200.76	200.79	151.52	145.38	121.19	201.10	209.69	295.30	235.15
Quetta	194.57	216.09	278.39	183.67	181.23	165.77	159.11	176.42	129.25	169.68	242.79	234.93	202.34
Khuzdar	196.18	217.19	264.15	203.09	158.20	220.77	175.56	161.50	146.98	177.90	169.37	346.19	225.28

Aggregate

Rawalpindi	215.08	229.42	305.98	237.82	195.59	225.03	207.37	197.32	121.01	211.88	271.65	245.25	243.55
Islamabad	204.70	225.76	282.60	231.28	160.40	229.21	195.01	198.76	127.59	203.70	416.80	230.64	241.06
Lahore	189.66	226.51	294.29	201.82	148.11	232.46	178.16	169.06	118.63	207.27	193.39	234.90	254.37
Gujranwala	192.57	213.79	319.84	208.92	167.28	194.26	155.65	161.27	124.93	212.19	150.31	236.16	205.57
Sialkot	187.72	210.52	265.62	180.12	167.31	178.24	146.56	170.26	134.97	274.57	173.85	204.70	188.10
Faisalabad	192.58	210.98	320.04	193.51	178.48	203.11	159.53	169.86	125.43	217.19	155.18	237.78	207.87
Multan	195.52	214.09	303.77	201.27	179.21	190.96	156.26	171.50	137.09	213.86	172.89	238.01	204.92
Sargodha	212.03	210.36	325.24	215.58	216.86	285.30	168.10	184.20	117.03	258.38	173.99	307.50	224.27
Bahawalpur	207.01	208.38	306.05	240.47	203.84	225.77	157.24	164.46	175.81	240.38	199.41	197.72	212.16
Karachi	194.19	217.25	319.63	212.76	152.10	268.32	157.60	171.19	134.26	185.33	191.10	255.59	232.82
Hyderabad	189.94	218.66	319.88	193.53	150.13	179.39	166.92	175.93	130.43	168.59	248.71	239.03	205.25
Sukkur	200.09	212.65	295.66	234.04	168.17	206.58	151.24	162.00	118.16	171.44	320.12	258.74	205.70
Larkana	213.21	219.95	308.87	211.95	201.61	212.96	265.83	169.41	136.06	177.65	215.02	262.70	274.85
Peshawar	205.29	216.11	314.45	263.24	174.27	226.73	183.01	190.50	126.29	213.83	253.99	254.59	268.64
Bannu	204.34	214.80	302.01	204.13	202.03	220.83	154.98	153.15	117.66	204.93	192.53	283.92	241.45
Quetta	195.04	215.08	307.36	181.99	177.86	174.30	162.99	176.65	123.95	173.32	238.43	232.03	200.15
Khuzdar	198.68	215.56	309.36	199.51	161.87	216.70	181.73	170.68	136.18	172.68	177.29	343.56	197.70

**7.7 Combined Consumer Price Index Numbers by Income Groups/City
and Commodity Groups for all Centers Covered in CPI
June, 2015
(2007-2008=100)**

Cities		General	Food & non-alcoholic Beverages	Alcoholic Beverages, Tobacco	Clothing & footwear	Housing, water, Elec., Gas & other fuels	Furnishing & household equipment maintenance	Health	Transport	Communication	Recreation & culture	Education	Restaurants & hotels	Misc. goods & services
Rawalpindi	01	215.08	229.42	305.98	237.82	195.59	225.03	207.37	197.32	121.01	211.88	271.65	245.25	243.55
Islamabad	02	204.70	225.76	282.60	231.28	160.40	229.21	195.01	198.76	127.59	203.70	416.80	230.64	241.06
Attock	03	197.34	209.20	298.68	226.32	153.14	214.96	162.73	193.63	118.99	191.62	295.70	251.66	261.49
Jhelum	04	199.01	215.65	320.14	224.42	167.18	210.99	165.27	183.27	125.78	221.73	293.78	228.35	205.50
Lahore	05	189.66	226.51	294.29	201.82	148.11	232.46	178.16	169.06	118.63	207.27	193.39	234.90	254.37
Sahiwal	06	222.11	222.97	303.28	272.09	212.98	223.13	196.86	176.78	135.64	214.80	281.88	283.66	247.50
Gujranwala	07	192.57	213.79	319.84	208.92	167.28	194.26	155.65	161.27	124.93	212.19	150.31	236.16	205.57
Wazirabad	08	204.49	225.82	329.68	210.73	184.14	192.74	148.55	163.28	128.18	219.85	149.63	222.26	206.37
Sialkot	09	187.72	210.52	265.62	180.12	167.31	178.24	146.56	170.26	134.97	274.57	173.85	204.70	188.10
Faisalabad	10	192.58	210.98	320.04	193.51	178.48	203.11	159.53	169.86	125.43	217.19	155.18	237.78	207.87
Jhang	11	210.67	214.16	322.75	271.84	194.69	200.64	229.62	166.79	135.16	220.37	173.18	239.63	211.78
Multan	12	195.52	214.09	303.77	201.27	179.21	190.96	156.26	171.50	137.09	213.86	172.89	238.01	204.92
Muzaffargarh	13	203.00	222.41	308.51	220.17	170.96	196.29	166.43	167.77	141.54	226.20	173.52	265.24	204.59
D. G. Khan	14	211.01	225.26	288.86	252.25	208.69	205.91	156.36	160.41	122.65	197.37	114.17	221.96	185.49
Vehari	15	192.47	214.27	314.73	182.19	176.64	200.55	130.30	147.90	132.02	214.32	168.13	231.30	215.29
Sargodha	16	212.03	210.36	325.24	215.58	216.86	285.30	168.10	184.20	117.03	258.38	173.99	307.50	224.27
Mianwali	17	218.27	222.29	329.68	189.64	246.28	212.89	161.38	164.74	108.40	260.85	178.96	217.91	240.22
Bahawalpur	18	207.01	208.38	306.05	240.47	203.84	225.77	157.24	164.46	175.81	240.38	199.41	197.72	212.16
Bahawalnagar	19	208.84	217.18	298.38	248.45	199.70	249.77	174.22	153.75	124.71	228.28	179.89	314.83	214.42
R. Y. Khan	20	207.16	224.71	317.87	260.52	180.68	220.79	155.18	164.99	126.34	217.43	213.65	272.47	214.49
Karachi	21	194.19	217.25	319.63	212.76	152.10	268.32	157.60	171.19	134.26	185.33	191.10	255.59	232.82
Hyderabad	22	189.94	218.66	319.88	193.53	150.13	179.39	166.92	175.93	130.43	168.59	248.71	239.03	205.25
Nawabshah	23	238.93	240.16	279.59	287.23	197.99	237.78	222.44	171.90	135.75	165.29	553.68	309.73	401.43
Mirpukhas	24	201.41	216.83	318.96	201.61	178.89	184.99	162.21	175.11	114.67	161.98	231.11	293.33	223.98
Mithi	25	214.69	216.29	324.98	199.90	228.12	181.75	154.15	171.17	112.59	142.73	279.07	290.51	248.60
Sukkur	26	200.09	212.65	295.66	234.04	168.17	206.58	151.24	162.00	118.16	171.44	320.12	258.74	205.70
Larkana	27	213.21	219.95	308.87	211.95	201.61	212.96	265.83	169.41	136.06	177.65	215.02	262.70	274.85
Dadu	28	209.04	231.92	331.45	212.46	168.95	211.05	149.89	177.18	119.98	170.54	439.70	255.06	200.23
Peshawar	29	205.29	216.11	314.45	263.24	174.27	226.73	183.01	190.50	126.29	213.83	253.99	254.59	268.64
Mardan	30	234.39	219.97	267.23	290.56	232.21	228.97	172.73	199.81	124.55	241.29	446.96	274.48	308.28
Abbottabad	31	201.82	215.09	290.73	225.65	167.17	274.78	157.13	203.00	148.67	215.97	190.45	284.13	222.78
Bannu	32	204.34	214.80	302.01	204.13	202.03	220.83	154.98	153.15	117.66	204.93	192.53	283.92	241.45
D. I. Khan	33	206.28	224.90	283.73	202.20	206.19	197.34	158.77	160.15	112.29	168.12	206.63	258.55	210.78
Mingora	34	222.28	221.52	278.20	266.91	187.98	236.27	215.53	192.62	130.38	220.38	248.65	313.95	411.30
Quetta	35	195.04	215.08	307.36	181.99	177.86	174.30	162.99	176.65	123.95	173.32	238.43	232.03	200.15
Turbat	36	201.82	208.95	299.21	192.45	204.90	206.31	174.84	157.64	118.58	146.41	216.73	222.06	211.45
Gawadar	37	196.90	216.93	249.99	199.20	172.02	199.22	164.06	146.02	109.09	119.08	243.51	217.57	204.74
Loralai	38	213.40	224.53	311.65	205.18	211.72	179.67	198.08	174.07	114.25	188.12	200.45	285.97	234.49
Khuzdar	39	198.68	215.56	309.36	199.51	161.87	216.70	181.73	170.68	136.18	172.68	177.29	343.56	197.70
D. M. Jamali	40	205.02	218.86	321.45	201.09	180.89	203.62	163.85	183.24	123.19	155.41	229.42	279.92	203.16

7.8 Index Numbers of Wholesale Prices by Commodity Groups

Year / month	General	Agriculture Forestry & Fishery Product	Others & Minerals electricity gas & water	Food product Beverages & tobacco Textile Apparel & Leather Product	Other transport- able Goods	Metal product Machinery & Equipment
--------------	---------	--	--	---	-----------------------------------	---

(2007-08=100)

2009-10	135.40	142.02	139.76	135.02	135.41	111.10
2010-11	164.17	183.20	159.13	166.49	155.77	128.10
2011-12	181.29	185.04	182.74	176.07	194.64	152.55
2012-13	194.61	198.23	211.17	188.39	203.93	159.29
2013-14	158.88	165.52	163.62	156.11	162.99	132.02
2014 Jun	214.60	228.53	242.45	204.31	214.75	171.26
Jul	215.76	230.64	242.67	205.50	215.63	171.57
Aug	214.72	224.73	242.91	207.15	215.14	172.17
Sep	215.06	225.47	242.99	207.86	214.53	172.76
Oct	214.39	222.72	244.75	208.83	212.36	172.85
Nov	212.26	219.26	247.62	207.90	206.62	172.72
Dec	208.25	213.09	247.20	205.77	199.17	172.37
2015 Jan	206.11	214.90	248.30	204.71	187.85	173.68
Feb	203.86	212.18	246.75	205.52	180.79	173.23
Mar	203.89	212.84	246.08	205.27	180.97	173.00
Apr	205.65	219.00	245.66	205.98	181.06	172.88
May	207.92	224.47	245.36	206.76	184.03	172.74
Jun	210.37	227.46	245.32	209.87	187.23	172.71

7.9 Index Numbers of Wholesale Prices by Commodities

AGRICULTURE FORESTRY & FISHERY											
Year/month	Wheat	Maize	Rice	Sorghum/ Jowar	Millet/ Bajra	Vegetables	Fresh Fruits	Dry Fruits	Cotton Seeds	Other oil Seeds	Edible Roots Potatoes
(2007-08=100)											
2009-10	157.54	115.02	111.40	158.39	107.75	151.74	106.02	137.88	144.08	122.94	162.12
2010-11	159.53	150.61	123.39	195.10	127.61	173.43	129.19	161.97	171.48	141.73	201.45
2011-12	163.44	159.77	149.45	191.12	153.77	211.52	175.48	181.96	189.55	166.98	175.20
2012-13	188.52	174.74	165.42	211.29	177.02	216.66	216.05	181.47	168.92	177.67	162.82
2013-14	227.13	185.28	177.67	279.98	179.06	254.41	226.73	201.66	185.58	178.30	314.12
2014 Jun	205.99	189.74	180.08	316.79	173.02	205.05	283.76	219.20	219.90	182.36	472.92
Jul	207.97	191.76	179.66	323.08	174.47	247.48	321.25	217.95	231.50	190.46	543.47
Aug	214.37	193.63	180.50	328.11	174.19	304.25	256.65	217.97	216.43	189.39	550.88
Sep	214.19	195.66	181.27	307.35	173.72	322.71	244.99	218.98	192.17	190.46	504.54
Oct	215.03	193.55	182.99	286.45	177.35	302.11	250.21	220.55	186.82	186.54	535.17
Nov	216.76	191.93	181.10	280.16	171.52	285.84	210.77	220.92	188.86	188.07	483.87
Dec	210.79	186.45	172.32	280.16	167.42	213.83	215.51	224.99	192.60	187.36	275.99
2015 Jan	210.71	186.33	168.68	287.71	162.43	199.24	211.03	227.77	199.35	186.61	199.26
Feb	210.66	189.01	166.83	289.98	162.93	180.66	217.00	229.16	208.28	177.61	161.82
Mar	210.62	187.54	162.53	289.73	159.44	188.58	226.58	232.48	203.39	172.36	150.80
Apr	206.14	188.60	163.71	292.62	172.47	262.99	242.95	237.25	215.48	157.14	115.50
May	199.19	198.78	163.53	321.25	189.44	289.71	262.42	238.89	231.37	161.07	106.40
Jun	194.99	196.59	163.26	314.96	200.42	267.36	287.79	240.69	240.08	161.27	144.68

Contd.

7.9 Index Numbers of Wholesale Prices by Commodities

Year/month	AGRICULTURE FORESTRY & FISHERY											
	Stimulant & spice crops	Pulses	Sugar crops	Fibre crops	Unmanufactured tobacco	Poultry	Milk from bovine animals	Eggs	Raw animal material / wool	Hides&fur skins wool	Fuel wood in logs	Fishes fresh or chilled
(2007-08=100)												
2009-10	159.91	144.32	208.66	162.63	142.50	156.00	135.32	153.07	88.65	99.97	129.86	137.63
2010-11	212.69	169.24	287.34	280.76	156.10	163.53	157.40	148.79	113.86	106.92	151.43	136.35
2011-12	187.89	212.28	273.92	195.07	167.72	186.89	190.29	180.67	134.34	131.07	190.47	144.71
2012-13	184.68	204.81	267.92	193.56	171.49	178.40	213.81	191.02	138.84	139.08	215.48	191.11
2013-14	316.66	186.74	267.92	217.41	186.62	202.88	225.98	200.17	155.22	145.20	238.11	247.73
2014 Jun	472.58	200.37	267.92	220.08	196.08	207.92	240.49	166.88	157.03	145.85	243.47	250.37
Jul	460.25	198.96	267.92	201.65	204.74	206.33	242.57	176.03	164.70	146.12	243.47	246.21
Aug	429.22	194.38	267.92	175.37	206.81	212.06	243.95	218.87	161.50	145.14	243.47	243.89
Sep	404.43	193.89	267.92	182.68	207.00	180.11	248.75	217.31	162.90	145.38	243.47	244.41
Oct	397.61	193.91	267.92	170.48	208.01	172.75	248.92	218.07	173.82	154.93	246.31	247.49
Nov	362.38	202.21	267.92	163.54	212.62	174.87	250.31	241.19	173.82	156.37	250.46	259.83
Dec	354.12	204.27	267.92	155.90	217.23	192.50	251.69	232.79	178.68	157.14	250.46	274.05
2015 Jan	301.52	212.26	287.55	161.74	217.23	209.94	251.69	245.22	181.52	162.19	256.69	288.90
Feb	281.50	212.31	287.55	161.34	217.23	163.19	251.69	205.24	178.52	159.76	259.53	288.48
Mar	281.74	209.71	286.29	165.63	217.50	167.92	251.69	189.76	177.10	159.92	259.53	286.70
Apr	286.93	209.56	286.29	172.53	217.50	189.61	251.69	170.54	177.10	159.72	259.53	283.89
May	299.29	229.44	286.29	178.69	219.79	214.91	252.55	163.42	174.38	158.90	259.09	282.30
Jun	352.58	233.89	286.29	177.20	220.89	243.62	252.90	175.64	174.22	156.85	259.09	296.17

Contd.

7.9 Index Numbers of Wholesale Prices by Commodities

Year/Month	ORES/MINERALS, GAS & ELECT.				FOOD, BEVERAGES, TOBACCO TEXTILE, APP. LEATHER TEXTILE					
	Coal not Agglomerated	Natural Gas liquified	Salt pure sodium chloride	Electrical Energy	Meat of Animals	Vegetables & fruit Juices	Dried Fruits & Nuts	Fruits & Juices	Vegetable Oil Refined	Vegetable Ghee

(2007-08=100)

2009-10	109.77	148.27	116.89	135.22	139.74	132.75	152.66	120.39	109.33	94.75
2010-11	120.42	157.03	125.80	166.98	174.86	148.78	170.78	133.20	127.91	118.21
2011-12	149.74	193.29	155.69	176.51	214.40	175.93	197.32	155.58	153.33	141.37
2012-13	209.81	197.43	175.78	226.10	228.80	186.93	219.33	158.67	157.94	141.75
2013-14	223.53	203.85	223.53	281.02	238.93	192.48	221.32	166.33	162.31	141.51
2014 Jun	223.53	201.86	243.18	287.44	243.10	194.02	217.80	170.89	165.47	140.01
Jul	223.53	202.34	243.18	287.44	246.01	194.12	217.80	171.20	164.33	140.35
Aug	223.53	202.79	248.50	287.44	252.65	194.12	219.98	171.34	163.56	139.94
Sep	223.53	202.94	248.50	287.44	256.74	194.12	219.98	171.34	162.58	139.10
Oct	223.53	206.65	247.16	287.44	257.41	196.79	222.26	171.93	163.22	137.60
Nov	223.53	204.85	247.16	295.61	257.41	196.79	227.45	171.93	163.13	137.39
Dec	223.53	203.99	247.16	295.61	257.59	197.07	229.74	171.93	161.32	132.27
2015 Jan	223.53	206.29	247.16	295.61	257.79	198.31	232.57	172.22	159.94	130.81
Feb	223.53	203.03	247.16	295.61	259.95	198.31	228.83	173.27	158.19	129.25
Mar	223.53	201.62	247.16	295.61	260.18	198.31	229.85	173.34	158.10	128.57
Apr	223.53	200.74	248.84	295.61	260.64	199.28	228.25	174.06	155.23	124.33
May	223.53	200.10	248.84	295.61	262.20	199.38	229.34	174.61	153.75	122.65
Jun	223.53	199.99	252.31	295.61	262.20	199.38	228.54	175.80	153.66	122.48

Contd.

7.9 Index Numbers of Wholesale Prices by Commodities

Year / month	FOOD, BEVERAGES, TOBACCO TEXTILE, APP. LEATHER TEXTILE												
	Oil cakes	Processed Liquid Milk	Milk & cream in solid form	Ice cream	Dairy Product N.E.C	Wheat Flour	Other cereal Flour	Sugar Refined	Chocolates	Sugar Confectionary	Coffee & Tea	SPICES	Other Food Product

(2007-08=100)

2009-10	133.50	131.72	143.69	133.53	126.71	146.16	102.24	209.80	98.94	101.73	151.22	116.98	186.48
2010-11	150.73	154.76	190.61	139.71	141.43	146.53	135.02	251.13	99.77	101.52	165.31	162.42	244.90
2011-12	149.51	182.39	170.43	155.81	184.52	151.98	163.80	229.24	100.35	100.56	192.23	267.98	301.28
2012-13	166.19	207.70	171.54	172.43	207.02	172.24	194.72	201.93	99.19	101.34	203.24	279.84	319.16
2013-14	191.83	211.76	196.23	210.37	220.93	205.78	139.04	206.98	99.19	102.28	215.49	193.08	308.00
2014 Jun	217.25	223.02	211.32	214.21	235.64	196.01	139.38	208.70	99.19	102.28	185.89	191.67	293.72
Jul	232.05	223.02	212.82	219.91	235.94	195.47	138.16	216.56	99.19	102.28	184.43	191.70	293.72
Aug	212.95	231.82	214.15	219.91	235.94	201.98	136.37	220.01	99.19	102.28	181.34	191.50	294.38
Sep	208.10	234.27	219.41	219.91	235.94	200.80	137.97	231.31	99.19	102.28	183.60	191.60	296.10
Oct	203.69	242.78	221.48	219.91	237.45	202.07	138.03	224.22	99.19	102.28	186.74	188.66	296.60
Nov	198.27	242.78	222.04	219.91	237.72	202.78	140.16	218.74	99.19	102.28	188.05	188.69	296.60
Dec	200.15	245.21	222.24	219.91	238.90	202.20	142.81	204.57	99.19	102.28	188.37	188.69	296.60
2015 Jan	198.84	245.21	222.86	219.91	238.90	200.35	148.21	206.01	99.19	102.28	189.39	189.65	298.01
Feb	197.37	252.28	220.24	219.91	239.22	198.41	148.22	205.44	99.19	102.28	194.48	189.66	298.34
Mar	186.18	253.81	221.70	219.91	239.38	198.06	144.94	204.82	99.19	102.28	195.98	189.66	294.23
Apr	200.07	251.52	221.70	219.91	243.80	194.97	146.98	220.03	99.19	102.28	203.67	189.90	294.23
May	206.29	251.52	220.36	219.91	243.80	192.24	173.87	226.96	99.19	102.28	204.59	189.82	292.02
Jun	198.51	251.52	220.46	219.91	243.80	189.05	194.60	235.88	99.19	118.04	206.65	189.97	292.02

Contd.

7.9 Index number of wholesale prices by commodities

Year/month	FOOD, BEVERAGES, TOBACCO TEXTILE, APP. LEATHER TEXTILE									
	Mineral Water	Beverages	Tobacco Product	Cotton Yarn	Nylon Yarn	Blended Yarn	Woven Fabrics	Cotton Fabrics	Other Fabrics	Silk & Reyon Fabrics

(2007-08=100)

2009-10	114.20	111.17	131.16	150.86	131.65	157.00	121.53	120.46	115.78	116.19
2010-11	127.10	120.80	168.69	182.87	174.17	195.31	129.39	137.84	126.16	125.75
2011-12	163.62	133.28	175.62	196.06	190.80	194.74	163.54	167.42	154.74	139.06
2012-13	168.78	137.45	208.80	208.38	181.46	193.63	196.76	175.90	166.96	152.04
2013-14	182.07	151.87	246.42	213.03	178.22	198.57	222.82	189.15	182.16	161.87
2014 Jun	185.23	166.38	290.52	200.42	162.34	192.59	226.82	196.81	197.56	165.85
Jul	185.63	167.46	290.52	200.42	161.40	193.60	226.82	196.81	197.56	165.85
Aug	185.63	169.18	290.52	195.72	163.67	193.92	226.82	196.81	203.01	175.35
Sep	185.63	169.40	290.52	192.90	164.84	193.92	226.82	196.81	203.01	175.35
Oct	185.63	171.52	290.52	190.52	164.37	193.92	237.79	200.51	206.11	176.47
Nov	185.63	171.52	290.52	186.79	161.23	194.74	237.79	200.51	206.11	177.28
Dec	185.63	171.52	290.52	177.90	158.14	191.73	258.39	200.51	206.11	177.28
2015 Jan	187.86	171.52	290.52	172.44	156.04	190.28	258.39	200.51	207.48	177.28
Feb	187.86	171.52	290.52	171.00	154.23	185.12	258.39	200.51	209.87	179.89
Mar	187.86	171.62	290.52	170.43	150.22	182.56	258.39	201.34	212.61	179.89
Apr	187.86	171.62	290.52	170.12	150.22	182.72	258.39	201.34	212.61	181.33
May	187.86	171.95	290.52	170.81	150.22	184.93	258.39	201.34	213.71	181.33
Jun	187.86	171.95	356.45	171.27	150.22	189.54	258.39	201.34	213.71	181.33

Contd.

7.9 Index number of wholesale prices by commodities

Year / month	FOOD, BEVERAGES, TOBACCO TEXTILE, APP. LEATHER TEXTILE										
	Towels	Blankets	Bedsheet	Quilt	Woolen Carpets	Synthetic Carpets	Hosiery Product	Ready made Garments	Leather without Hairs	Other Leather N.E.C	Foot wears
(2007-08=100)											
2009-10	124.68	112.40	123.12	108.77	103.57	134.23	111.76	109.52	104.89	107.27	101.48
2010-11	141.55	123.47	132.06	128.15	104.56	143.26	126.73	114.24	107.07	112.02	101.48
2011-12	181.78	150.59	165.52	144.49	105.11	147.81	155.38	125.21	109.08	120.09	110.49
2012-13	202.34	179.22	201.81	150.78	106.55	116.43	176.65	137.23	111.60	130.47	134.42
2013-14	231.49	205.36	230.69	166.21	110.96	115.50	191.70	156.73	168.48	288.58	134.22
2014 Jun	242.19	219.66	242.12	172.42	113.69	116.10	202.13	169.33	223.51	276.72	134.22
Jul	242.19	219.66	242.12	172.42	132.14	116.10	204.27	175.43	223.51	249.44	134.22
Aug	244.18	219.66	242.12	172.42	132.14	125.42	206.13	180.12	216.45	230.78	134.22
Sep	246.16	223.55	242.12	177.63	132.14	126.27	208.91	183.14	212.86	210.44	134.22
Oct	250.33	230.00	247.46	179.47	132.14	126.27	210.35	186.77	212.86	214.36	134.22
Nov	260.85	232.93	249.35	188.74	132.14	126.27	210.35	186.77	215.02	215.39	134.22
Dec	265.62	235.86	253.21	191.05	132.14	126.27	215.35	186.77	215.02	215.39	134.22
2015 Jan	265.62	235.86	253.21	196.84	132.14	126.27	215.35	186.77	215.02	215.39	134.22
Feb	265.62	235.86	253.21	196.84	132.14	126.27	216.06	186.77	215.02	213.42	134.22
Mar	265.62	235.86	255.40	196.84	132.14	126.27	216.06	186.77	207.72	212.39	134.22
Apr	265.62	235.86	256.29	196.84	132.14	126.27	218.08	186.77	215.06	212.39	134.22
May	265.62	235.86	256.29	196.84	132.14	126.27	218.08	188.82	221.97	212.39	134.22
Jun	267.20	235.86	256.29	196.84	132.14	126.27	220.66	193.27	212.68	206.27	134.22

Contd.

7.9 Index number of wholesale prices by commodities

Year/month	OTHER TRANSPORTABLE GOODS												
	Timber	Printing Paper	Hard Board	Coke	Motor Sprit	Diesel Oil	Kerosine Oil	Furnace Oil	Mobile Oil	Chemicals	Dying Materials	Fertilizers	Pesticides
(2007-08=100)													
2009-10	118.75	110.69	97.22	116.57	119.93	167.91	167.68	130.09	138.19	107.72	102.23	143.70	124.59
2010-11	127.27	106.84	110.16	139.84	126.84	194.78	196.30	154.78	150.55	123.06	106.61	174.65	135.09
2011-12	139.00	127.83	150.70	159.41	155.00	240.05	241.84	200.78	173.18	144.52	105.67	258.65	164.20
2012-13	149.51	158.66	193.63	163.45	168.70	257.74	260.42	177.08	183.78	154.14	105.42	261.38	195.99
2013-14	170.36	169.84	220.14	163.45	184.99	271.23	283.49	176.90	194.20	171.90	115.91	266.33	227.17
2014 Jun	182.14	172.62	229.17	163.45	182.40	260.69	288.01	172.01	200.28	189.08	143.77	267.48	254.27
Jul	184.69	172.62	229.17	163.45	182.40	260.69	288.01	173.10	201.17	193.10	143.77	268.66	262.86
Aug	184.69	169.34	229.17	163.45	182.40	260.69	288.01	169.47	201.17	194.21	143.77	270.28	270.02
Sep	188.95	169.34	229.17	163.45	180.02	256.53	281.74	171.21	201.17	195.25	143.77	271.20	266.71
Oct	189.35	169.34	229.17	163.45	175.05	254.48	277.92	159.86	201.53	196.00	143.77	270.24	266.71
Nov	190.70	169.34	229.17	163.45	159.11	235.67	254.18	157.65	201.53	198.36	143.77	270.69	266.71
Dec	196.61	169.34	229.17	163.45	142.78	219.90	242.40	134.79	201.53	198.36	143.77	272.69	283.64
2015 Jan	202.05	169.34	229.17	163.45	132.22	195.49	209.53	101.36	201.53	199.84	145.16	274.54	290.15
Feb	202.05	167.70	221.35	163.45	118.71	175.03	178.93	95.56	201.53	197.65	146.55	275.65	290.39
Mar	202.05	162.79	197.92	163.45	118.71	175.03	178.93	100.86	200.74	196.79	146.55	273.84	290.39
Apr	202.05	162.72	197.92	163.45	125.47	178.33	178.93	94.70	200.74	195.03	146.55	272.54	293.74
May	202.05	164.56	197.92	163.45	125.47	178.33	178.93	114.06	200.65	194.51	146.55	272.00	293.74
Jun	203.35	164.56	197.92	163.45	131.39	187.52	178.93	117.51	201.05	194.51	146.55	272.17	301.98

Contd.

7.9 Index number of wholesale prices by commodities

Year / month	OTHER TRANSPORTABLE GOODS												
	Insecti- cides	Paints & Varnishes	Medicines	Soaps & Detergent	Auto Tyers	Plastic Products	Glass Sheets	Other Glass Articles	Ceramics & Sanitary	Bricks Blocks & Tiles	Cement	Bed Foams	Matches

(2007-08=100)

2009-10	112.11	135.74	108.01	117.69	136.43	123.66	146.16	156.19	126.75	129.58	117.30	105.04	108.52
2010-11	125.88	151.75	115.64	130.52	147.14	135.05	152.83	175.04	129.49	140.85	140.80	113.46	111.73
2011-12	125.90	187.97	117.18	151.04	171.17	179.77	168.41	206.10	136.90	165.89	162.19	126.38	118.84
2012-13	120.85	237.85	138.59	167.01	180.56	193.02	192.56	199.82	158.32	176.20	185.77	141.29	132.57
2013-14	143.37	260.43	139.76	180.26	185.96	201.16	207.04	212.10	182.46	193.91	203.42	148.32	143.20
2014 Jun	181.89	275.71	142.22	183.11	188.21	203.08	209.86	218.27	201.75	200.57	207.76	150.83	143.20
Jul	181.89	275.71	144.21	183.11	188.21	203.08	209.86	218.27	200.07	201.73	207.76	150.83	143.20
Aug	181.05	276.16	144.21	175.81	188.21	205.01	209.86	218.27	200.91	202.38	207.44	150.83	143.20
Sep	178.63	279.37	145.03	176.33	188.28	206.32	209.86	218.27	207.26	203.25	207.79	150.83	143.20
Oct	179.64	280.05	144.59	177.77	188.28	210.90	209.86	227.13	212.17	204.18	210.17	150.83	143.20
Nov	177.41	280.05	144.94	177.83	188.28	214.92	209.86	230.45	212.17	205.47	209.76	155.17	143.20
Dec	172.37	285.78	145.19	178.23	192.43	218.51	226.39	242.20	216.53	206.80	208.92	156.67	143.20
2015 Jan	149.54	288.63	145.19	178.31	192.43	221.88	226.39	242.20	216.53	204.99	208.27	156.67	143.20
Feb	134.91	288.63	145.19	178.31	192.43	222.47	228.76	242.89	216.99	206.92	207.84	156.67	143.20
Mar	142.24	291.17	145.19	178.14	192.43	222.47	228.76	243.63	218.62	208.60	206.83	156.67	143.20
Apr	143.34	291.69	145.19	178.14	191.36	222.47	228.76	243.63	219.25	209.76	206.86	156.67	143.20
May	141.69	291.69	145.19	180.40	191.36	225.35	230.11	243.63	219.45	210.12	207.25	156.67	162.62
Jun	141.69	291.69	145.19	180.02	191.36	225.60	230.11	243.63	219.58	209.47	207.25	156.67	162.62

Contd.

7.9 Index number of wholesale prices by commodities

Year/month	METAL PRODUCT MACHINERY & EQUIP									
	Pig Iron	Steel Bars & Sheets	Pipe Fittings	Steel Products	Engine & Motors	Vacuum Pumps	Air Conditioners	Cultivators	Chuff Cutter	Tractors
(2007-08=100)										
2009-10	129.91	102.51	124.35	117.63	105.29	111.45	143.04	145.95	121.31	137.08
2010-11	128.97	116.14	129.52	125.59	106.23	112.44	147.52	172.18	127.89	152.78
2011-12	128.97	133.06	140.66	152.22	109.07	115.39	165.34	184.47	131.97	177.34
2012-13	128.97	134.92	143.38	162.79	109.07	115.39	174.17	187.71	140.67	161.96
2013-14	128.97	140.15	163.38	169.47	109.07	115.39	180.79	215.46	146.36	188.81
2014 Jun	128.97	144.30	175.34	170.24	109.07	115.39	181.12	226.90	149.20	214.54
Jul	128.97	146.08	175.34	170.24	109.07	115.39	181.12	226.90	149.20	214.54
Aug	128.97	149.75	175.34	170.24	109.07	115.39	195.53	226.90	149.20	214.54
Sep	128.97	151.35	191.63	172.77	109.07	115.39	195.53	226.90	149.20	214.54
Oct	128.97	150.97	191.94	173.74	109.07	115.39	195.53	226.90	149.20	214.54
Nov	128.97	148.95	191.94	173.80	109.07	115.39	195.53	226.90	149.20	214.54
Dec	128.97	145.97	191.94	173.80	109.07	115.39	195.53	226.90	149.20	214.54
2015 Jan	128.97	144.48	191.94	173.80	109.07	115.39	195.53	226.90	149.20	214.54
Feb	128.97	141.59	191.94	173.80	109.07	115.39	196.18	226.90	149.20	214.54
Mar	128.97	140.43	191.94	173.80	109.07	115.39	196.18	219.76	149.20	214.54
Apr	128.97	140.03	191.94	173.88	109.07	115.39	197.69	219.76	149.20	214.54
May	128.97	139.25	191.94	173.88	109.07	115.39	199.53	219.76	149.20	214.54
Jun	128.97	138.84	193.53	173.54	109.07	115.39	199.53	219.76	149.20	214.54

Contd.

7.9 Index number of wholesale prices by commodities

Year / month	METAL PRODUCT MACHINERY & EQUIP								
	Lathe Machine	Concrete Mixer	Refrige Wash & Sew mach Iron	Electrical Wires	Lighting Equip-ments	Radio & Television	Motor Vehicles	Motor Cycles	Bicycles

(2007-08=100)

2009-10	140.74	132.73	119.22	131.12	108.05	119.91	130.55	113.20	108.90
2010-11	142.43	135.46	138.87	142.63	115.71	122.93	142.13	116.77	134.71
2011-12	147.58	138.83	162.92	160.69	141.05	130.71	155.07	122.52	166.65
2012-13	147.68	138.83	167.54	160.01	147.57	127.52	170.90	125.06	177.20
2013-14	186.40	138.83	188.44	173.65	163.03	126.49	179.74	125.61	181.58
2014 Jun	208.81	138.83	195.75	179.18	164.95	126.49	182.59	126.70	182.84
Jul	208.81	138.83	195.93	179.18	164.95	126.49	182.59	126.70	182.84
Aug	208.81	138.83	195.93	179.18	164.95	126.49	182.59	126.92	182.84
Sep	208.81	138.83	196.04	184.79	164.95	126.49	182.59	126.92	182.84
Oct	208.81	138.83	196.81	184.79	164.95	126.49	183.03	126.92	182.84
Nov	208.81	138.83	197.85	184.79	165.30	126.49	183.03	126.92	182.84
Dec	208.81	138.83	198.06	190.43	165.30	126.49	183.03	128.20	182.84
2015 Jan	208.81	138.83	198.06	190.43	168.19	126.49	183.03	128.20	185.63
Feb	208.81	138.83	198.16	190.87	168.19	126.49	183.03	128.20	185.63
Mar	208.81	138.83	198.16	190.87	168.19	126.49	183.03	128.20	185.63
Apr	208.81	138.83	198.20	190.87	168.19	126.49	183.03	125.89	185.63
May	208.81	138.83	198.30	187.86	168.19	126.49	183.03	125.89	185.63
Jun	208.81	138.83	198.62	187.86	168.19	126.49	183.03	125.89	185.63

Contd.

7.10 Intercity Wholesale Prices of Selected Commodities

Group/Commodity/Item Specification	Unit	City	Prices (Rs.)			% Change in June, 2015 Over	
			June, 2015	May, 2015	June, 2014	May, 2015	June, 2014
1. Agriculture Forestry & Fishery							
001. Wheat							
0111201. WHEAT AVG. QLTY.	100 KG.	LAH	3175.00	3225.00	3237.50	-1.55	-1.93
		FAS	3050.00	3150.00	3100.00	-3.17	-1.61
		RAW	3325.00	3325.00	3450.00	0.00	-3.62
		MUL	2950.00	3150.00	3150.00	-6.35	-6.35
		GUJ	3112.50	3112.50	3132.50	0.00	-0.64
		SAH	2937.50	3137.50	3062.50	-6.37	-4.08
		SAR	2825.00	3000.00	3100.00	-5.83	-8.87
		SKT	3375.00	3375.00	3350.00	0.00	0.75
		BPR	2962.50	3200.00	3187.50	-7.42	-7.06
		GJT	3087.50	3100.00	3125.00	-0.40	-1.20
		KSR	3150.00	3175.00	3181.25	-0.79	-0.98
		KAR	3500.00	3500.00	3400.00	0.00	2.94
		HYD	2980.00	3130.00	3280.00	-4.79	-9.15
		SKR	3000.00	3000.00	3200.00	0.00	-6.25
		LRK	2750.00	2750.00	3125.00	0.00	-12.00
		MPK	2875.00	2875.00	3250.00	0.00	-11.54
		NWB	2800.00	3000.00	3380.00	-6.67	-17.16
		PSH	3050.00	3050.00	3220.00	0.00	-5.28
		BNU	3200.00	3100.00	3450.00	3.23	-7.25
002. Maize							
0112201. MAIZE AVG. QLTY.	40 KG.	LAH	1150.00	1150.00	1150.00	0.00	0.00
		FAS	1075.00	1075.00	1075.00	0.00	0.00
		RAW	1187.50	1187.50	1175.00	0.00	1.06
		SAR	1275.00	1250.00	1000.00	2.00	27.50
		KSR	1225.00	1225.00	1150.00	0.00	6.52
		KAR	1395.00	1395.00	1400.00	0.00	-0.36
		HYD	1125.00	1175.00	1100.00	-4.26	2.27
		PSH	890.00	1000.00	970.00	-11.00	-8.25
		BNU	1400.00	1400.00	1280.00	0.00	9.38
		QTA	1390.00	1390.00	1390.00	0.00	0.00
003. Rice							
0113201. RICE BASMATI SUP. QLTY.	40 KG.	LAH	3900.00	4310.00	4800.00	-9.51	-18.75
		FAS	4000.00	4000.00	4250.00	0.00	-5.88
		RAW	5000.00	5000.00	5050.00	0.00	-0.99
		MUL	3900.00	3900.00	4750.00	0.00	-17.89
		GUJ	3050.00	3050.00	4750.00	0.00	-35.79
		SKT	2640.00	2800.00	4800.00	-5.71	-45.00
		KAR	4100.00	4100.00	5000.00	0.00	-18.00
		HYD	3950.00	3950.00	4650.00	0.00	-15.05
		MPK	4400.00	4600.00	4800.00	-4.35	-8.33
		PSH	3650.00	3650.00	4875.00	0.00	-25.13
		MNG	3550.00	3550.00	4400.00	0.00	-19.32
		QTA	4800.00	4800.00	4800.00	0.00	0.00
0113202. RICE BASMATI BROKEN AVG. QLTY.	40 KG.	LAH	2350.00	2535.00	2875.00	-7.30	-18.26
		RAW	3075.00	3075.00	3262.50	0.00	-5.75
		GUJ	2100.00	2100.00	2600.00	0.00	-19.23
		SAH	2000.00	2000.00	2450.00	0.00	-18.37
		SKT	1800.00	1920.00	2550.00	-6.25	-29.41
		BPR	2100.00	2100.00	2100.00	0.00	0.00
		GJT	1850.00	1850.00	2600.00	0.00	-28.85
		KSR	2400.00	2575.00	2825.00	-6.80	-15.04
		KAR	2660.00	2660.00	2840.00	0.00	-6.34
		HYD	2050.00	2050.00	2400.00	0.00	-14.58
		SKR	2000.00	2000.00	2300.00	0.00	-13.04

Contd.

7.10 Intercity Wholesale Prices of Selected Commodities

Group/Commodity/Item Specification	Unit	City	Prices (Rs.)			% Change in June, 2015 Over	
			June, 2015	May, 2015	June, 2014	May, 2015	June, 2014
		LRK	3200.00	3200.00	3200.00	0.00	0.00
		MPK	1400.00	1400.00	2000.00	0.00	-30.00
		PSH	1950.00	1950.00	2600.00	0.00	-25.00
		BNU	1650.00	1650.00	1700.00	0.00	-2.94
		QTA	2900.00	2900.00	2900.00	0.00	0.00
0113203. RICE IRR1-9 PUNJAB	40 KG.	LAH	2175.00	2175.00	2325.00	0.00	-6.45
		FAS	2600.00	2600.00	2750.00	0.00	-5.45
		RAW	2250.00	2250.00	2425.00	0.00	-7.22
		SAR	1900.00	1800.00	1700.00	5.56	11.76
		SKT	1600.00	1600.00	1210.00	0.00	32.23
		QTA	1360.00	1360.00	1460.00	0.00	-6.85
0113204. RICE IRR1-6 SINDH	40 KG.	KAR	1600.00	1600.00	1960.00	0.00	-18.37
		HYD	1500.00	1500.00	1625.00	0.00	-7.69
		SKR	1340.00	1280.00	1520.00	4.69	-11.84
		LRK	1200.00	1200.00	1400.00	0.00	-14.29
		NWB	1630.00	1630.00	1630.00	0.00	0.00
		PSH	1320.00	1320.00	1600.00	0.00	-17.50
		QTA	1600.00	1600.00	1420.00	0.00	12.68
004. Sorghum / Jowar							
0114201. JOWAR AVG. QLTY.	40 KG.	LAH	1650.00	1950.00	1900.00	-15.38	-13.16
		FAS	1800.00	1800.00	1450.00	0.00	24.14
		SAR	2450.00	2400.00	2700.00	2.08	-9.26
		GJT	2350.00	2350.00	2625.00	0.00	-10.48
		KAR	1300.00	1300.00	990.00	0.00	31.31
		HYD	1500.00	1500.00	1525.00	0.00	-1.64
		PSH	1462.50	1462.50	1395.00	0.00	4.84
005. Millet / Bajra							
0118201. BAJRA AVG. QLTY.	40 KG.	LAH	1275.00	1275.00	1125.00	0.00	13.33
		FAS	1320.00	1175.00	1075.00	12.34	22.79
		SAR	1350.00	1150.00	1175.00	17.39	14.89
		GJT	1260.00	1150.00	1000.00	9.57	26.00
		KAR	1290.00	1250.00	1170.00	3.20	10.26
		HYD	1250.00	1250.00	1100.00	0.00	13.64
		PSH	1290.00	1290.00	1155.00	0.00	11.69
006. Vegetables							
0122201. CUCUMBER (KHEERA) AVG. QLTY.	100 KG.	LAH	1450.00	1450.00	1450.00	0.00	0.00
		FAS	2250.00	1750.00	2200.00	28.57	2.27
		RAW	2950.00	2750.00	2750.00	7.27	7.27
		MUL	3250.00	2750.00	1650.00	18.18	96.97
		GUJ	1650.00	1650.00	1450.00	0.00	13.79
		SAR	2050.00	2050.00	2250.00	0.00	-8.89
		SKT	2000.00	1450.00	2300.00	37.93	-13.04
		KAR	1640.00	840.00	1100.00	95.24	49.09
		HYD	3000.00	2600.00	2500.00	15.38	20.00
		SKR	1000.00	2000.00	2200.00	-50.00	-54.55
		PSH	3800.00	3000.00	2500.00	26.67	52.00
		BNU	2600.00	2600.00	2000.00	0.00	30.00
		QTA	4200.00	4200.00	2500.00	0.00	68.00
0122401. TOMATOES AVG. QLTY.	40 KG.	LAH	1625.00	1575.00	500.00	3.17	225.00
		FAS	1600.00	1600.00	900.00	0.00	77.78
		RAW	2375.00	1975.00	725.00	20.25	227.59
		MUL	1700.00	1250.00	1100.00	36.00	54.55
		GUJ	1950.00	1950.00	825.00	0.00	136.36
		SAH	1637.50	1637.50	1900.00	0.00	-13.82
		SAR	1775.00	1475.00	860.00	20.34	106.40
		SKT	1760.00	1760.00	700.00	0.00	151.43

Contd.

7.10 Intercity Wholesale Prices of Selected Commodities

Group/Commodity/Item Specification	Unit	City	Prices (Rs.)			% Change in June, 2015 Over			
			June, 2015	May, 2015	June, 2014	May, 2015	June, 2014		
0124201. GARLIC	40 KG.	BPR	2000.00	1320.00	1200.00	51.52	66.67		
		GJT	1950.00	1950.00	825.00	0.00	136.36		
		KAR	2300.00	1900.00	920.00	21.05	150.00		
		HYD	2000.00	1400.00	1400.00	42.86	42.86		
		SKR	2200.00	1200.00	800.00	83.33	175.00		
		LRK	3000.00	1600.00	1600.00	87.50	87.50		
		MPK	2400.00	1600.00	1400.00	50.00	71.43		
		PSH	2200.00	2200.00	440.00	0.00	400.00		
		BNU	1600.00	1250.00	1000.00	28.00	60.00		
		MNG	2000.00	2000.00	625.00	0.00	220.00		
		QTA	1880.00	1480.00	1050.00	27.03	79.05		
		LAH	4680.00	4890.00	3300.00	-4.29	41.82		
		FAS	2850.00	2600.00	1900.00	9.62	50.00		
		RAW	3750.00	3850.00	2875.00	-2.60	30.43		
		SAR	4700.00	4600.00	3000.00	2.17	56.67		
		SKT	5600.00	5600.00	4300.00	0.00	30.23		
		GJT	4700.00	5000.00	3650.00	-6.00	28.77		
		KAR	4440.00	4200.00	2700.00	5.71	64.44		
		HYD	4750.00	4550.00	3600.00	4.40	31.94		
		0124301. ONIONS DRY AVG. QLTY.	40 KG.	SKR	4000.00	4400.00	2000.00	-9.09	100.00
PSH	2900.00			2900.00	2500.00	0.00	16.00		
MNG	4400.00			4400.00	3300.00	0.00	33.33		
QTA	4200.00			4600.00	5800.00	-8.70	-27.59		
LAH	1650.00			1545.00	875.00	6.80	88.57		
FAS	1300.00			1800.00	775.00	-27.78	67.74		
RAW	1625.00			1975.00	1137.50	-17.72	42.86		
MUL	1300.00			1150.00	825.00	13.04	57.58		
GUJ	1650.00			1750.00	980.00	-5.71	68.37		
SAH	1462.50			1462.50	1935.00	0.00	-24.42		
SAR	1400.00			1470.00	840.00	-4.76	66.67		
SKT	1800.00			1800.00	1250.00	0.00	44.00		
BPR	1480.00			1420.00	1020.00	4.23	45.10		
GJT	1600.00			1800.00	965.00	-11.11	65.80		
KSR	1675.00			1550.00	890.00	8.06	88.20		
KAR	1460.00			1460.00	840.00	0.00	73.81		
HYD	1450.00			1000.00	890.00	45.00	62.92		
SKR	1480.00			1000.00	900.00	48.00	64.44		
LRK	1600.00			1500.00	1000.00	6.67	60.00		
0124902. LADY FINGER AVG. QLTY.	100 KG.			MPK	1200.00	1400.00	800.00	-14.29	50.00
		NWB	1600.00	1600.00	1100.00	0.00	45.45		
		PSH	1300.00	1300.00	1100.00	0.00	18.18		
		BNU	1500.00	1600.00	1100.00	-6.25	36.36		
		MNG	1700.00	1700.00	975.00	0.00	74.36		
		QTA	1680.00	1280.00	1450.00	31.25	15.86		
		LAH	4100.00	8300.00	2050.00	-50.60	100.00		
		FAS	2500.00	7500.00	1600.00	-66.67	56.25		
		RAW	5150.00	6900.00	3450.00	-25.36	49.28		
		MUL	3900.00	5750.00	3500.00	-32.17	11.43		
		SKT	5000.00	6000.00	4000.00	-16.67	25.00		
		KAR	5750.00	2100.00	5750.00	173.81	0.00		
		SKR	2800.00	4000.00	2000.00	-30.00	40.00		
		PSH	8625.00	8625.00	4400.00	0.00	96.02		
		BNU	5000.00	7000.00	4250.00	-28.57	17.65		
		QTA	7000.00	5600.00	3200.00	25.00	118.75		
		0124903. TINDA AVG. QLTY.	100 KG.	LAH	4050.00	5650.00	2650.00	-28.32	52.83
				FAS	2150.00	5000.00	1800.00	-57.00	19.44

Contd.

7.10 Intercity Wholesale Prices of Selected Commodities

Group/Commodity/Item Specification	Unit	City	Prices (Rs.)			% Change in June, 2015 Over			
			June, 2015	May, 2015	June, 2014	May, 2015	June, 2014		
0124904. BRINJAL AVG. QLTY.	100 KG.	RAW	4250.00	4750.00	2650.00	-10.53	60.38		
		MUL	2750.00	5750.00	3750.00	-52.17	-26.67		
		SKT	3000.00	7000.00	6000.00	-57.14	-50.00		
		KAR	2450.00	1440.00	2550.00	70.14	-3.92		
		SKR	2000.00	4000.00	3100.00	-50.00	-35.48		
		MPK	2500.00	4200.00	4600.00	-40.48	-45.65		
		PSH	4100.00	4100.00	3000.00	0.00	36.67		
		MNG	3000.00	4125.00	1500.00	-27.27	100.00		
		LAH	3350.00	3350.00	2050.00	0.00	63.41		
		FAS	1300.00	2200.00	900.00	-40.91	44.44		
		MUL	2750.00	2750.00	2750.00	0.00	0.00		
		SAR	1700.00	3680.00	1650.00	-53.80	3.03		
		SKT	2250.00	3000.00	2200.00	-25.00	2.27		
		KAR	1650.00	900.00	1450.00	83.33	13.79		
		SKR	1800.00	1800.00	1100.00	0.00	63.64		
		0124905. BOTTLE GOURD (LOKI)	100 KG.	MPK	2600.00	1500.00	2200.00	73.33	18.18
PSH	3750.00			3750.00	3000.00	0.00	25.00		
BNU	2500.00			2500.00	2000.00	0.00	25.00		
QTA	3200.00			2200.00	3200.00	45.45	0.00		
LAH	1900.00			2750.00	2050.00	-30.91	-7.32		
FAS	2200.00			2200.00	700.00	0.00	214.29		
RAW	2550.00			3250.00	3250.00	-21.54	-21.54		
KAR	1100.00			900.00	1550.00	22.22	-29.03		
HYD	2500.00			3000.00	2650.00	-16.67	-5.66		
SKR	2000.00			2000.00	1100.00	0.00	81.82		
0124906. KARELLA	100 KG.	PSH	4250.00	4000.00	3000.00	6.25	41.67		
		BNU	2400.00	2400.00	2550.00	0.00	-5.88		
		LAH	2100.00	3550.00	2850.00	-40.85	-26.32		
		FAS	2100.00	4200.00	1250.00	-50.00	68.00		
		RAW	4250.00	5450.00	4050.00	-22.02	4.94		
		SAR	2025.00	3730.00	1350.00	-45.71	50.00		
		KAR	2900.00	2100.00	2100.00	38.10	38.10		
		HYD	4000.00	3500.00	2500.00	14.29	60.00		
		SKR	2000.00	2800.00	2500.00	-28.57	-20.00		
		PSH	3750.00	3750.00	3000.00	0.00	25.00		
007. Fresh Fruits	DOZ.	BNU	3500.00	5000.00	3000.00	-30.00	16.67		
0131201. BANANA AVG. QLTY.	DOZ.	LAH	67.50	55.50	85.00	21.62	-20.59		
		FAS	52.50	42.50	52.50	23.53	0.00		
		RAW	120.00	88.75	142.50	35.21	-15.79		
		MUL	62.50	52.50	82.50	19.05	-24.24		
		GUJ	80.00	52.50	110.00	52.38	-27.27		
		SKT	80.00	65.00	115.00	23.08	-30.43		
		BPR	57.50	47.50	85.00	21.05	-32.35		
		GJT	72.50	62.50	95.00	16.00	-23.68		
		KAR	42.00	38.00	52.00	10.53	-19.23		
		HYD	70.00	50.00	62.50	40.00	12.00		
		SKR	50.00	42.50	75.00	17.65	-33.33		
		MPK	25.00	25.00	22.00	0.00	13.64		
		PSH	55.00	55.00	70.00	0.00	-21.43		
		MNG	70.00	80.00	70.00	-12.50	0.00		
		0131601. MANGOES SINDHRI AVG. QLTY.	40 KG.	KAR	2300.00	1100.00	1560.00	109.09	47.44
				HYD	2200.00	3200.00	1850.00	-31.25	18.92
0131602. MANGOES LANGRA AVG. QLTY.	40 KG.	LAH	2100.00	0.00	2500.00	-----	-16.00		
		RAW	2450.00	3250.00	1875.00	-24.62	30.67		
		MUL	2500.00	0.00	0.00	-----	-----		

Contd.

7.10 Intercity Wholesale Prices of Selected Commodities

Group/Commodity/Item Specification	Unit	City	Prices (Rs.)			% Change in June, 2015 Over	
			June, 2015	May, 2015	June, 2014	May, 2015	June, 2014
		GJT	1350.00	1250.00	1800.00	8.00	-25.00
		KAR	2300.00	1100.00	1960.00	109.09	17.35
		PSH	3200.00	3200.00	3000.00	0.00	6.67
		QTA	2640.00	3200.00	2800.00	-17.50	-5.71
0131603. MANGOES CHONSA AVG. QLTY.	40 KG.	LAH	2300.00	0.00	3600.00	-----	-36.11
		FAS	2400.00	0.00	2650.00	-----	-9.43
		RAW	3250.00	0.00	2275.00	-----	42.86
		MUL	2462.50	0.00	3100.00	-----	-20.56
		GJT	3550.00	2500.00	2500.00	42.00	42.00
		KAR	2700.00	0.00	2260.00	-----	19.47
0131701. PAPAYA (PAPETA)	40 KG.	LAH	3700.00	3700.00	2550.00	0.00	45.10
		KAR	2500.00	2250.00	2100.00	11.11	19.05
		HYD	2100.00	2300.00	1700.00	-8.70	23.53
		MPK	2000.00	2300.00	2000.00	-13.04	0.00
0134401. STRAWBURY	40 KG.	LAH	3350.00	3350.00	2900.00	0.00	15.52
		RAW	5450.00	5450.00	4650.00	0.00	17.20
		KAR	5000.00	5000.00	3800.00	0.00	31.58
		SKR	2500.00	2500.00	3500.00	0.00	-28.57
0135101. APPLE AVG. QLTY.	40 KG.	LAH	6250.00	3450.00	3700.00	81.16	68.92
		RAW	3350.00	2825.00	2650.00	18.58	26.42
		MUL	4200.00	4200.00	3100.00	0.00	35.48
		KAR	3600.00	3100.00	2700.00	16.13	33.33
		HYD	3600.00	3600.00	3000.00	0.00	20.00
		SKR	2700.00	2700.00	2250.00	0.00	20.00
		PSH	3730.00	3730.00	3200.00	0.00	16.56
		MNG	4300.00	4100.00	3500.00	4.88	22.86
		QTA	5000.00	4600.00	3800.00	8.70	31.58
0135102. APPLE SUP. QLTY.	40 KG.	LAH	8100.00	5650.00	5350.00	43.36	51.40
		RAW	6250.00	5950.00	5550.00	5.04	12.61
		GJT	7100.00	7100.00	5400.00	0.00	31.48
		KAR	4600.00	4300.00	3500.00	6.98	31.43
		PSH	3550.00	3550.00	4500.00	0.00	-21.11
		MNG	6500.00	5600.00	5800.00	16.07	12.07
		QTA	6000.00	5600.00	4800.00	7.14	25.00
0136101. WATER MELON	40 KG.	LAH	600.00	700.00	575.00	-14.29	4.35
		FAS	350.00	450.00	350.00	-22.22	0.00
		RAW	675.00	810.00	525.00	-16.67	28.57
		MUL	735.00	700.00	625.00	5.00	17.60
		KSR	475.00	475.00	525.00	0.00	-9.52
		KAR	530.00	500.00	660.00	6.00	-19.70
		HYD	800.00	800.00	800.00	0.00	0.00
		SKR	480.00	480.00	450.00	0.00	6.67
		PSH	1400.00	1400.00	480.00	0.00	191.67
		QTA	840.00	840.00	760.00	0.00	10.53
0136102. MUSK MELON (SARDA/GARMA)	40 KG.	LAH	1150.00	1390.00	1075.00	-17.27	6.98
		RAW	1412.50	1412.50	875.00	0.00	61.43
		SKT	1200.00	1200.00	1100.00	0.00	9.09
		KAR	1240.00	1100.00	1100.00	12.73	12.73
		PSH	1050.00	1050.00	1000.00	0.00	5.00
0136103. SWEET MELON (KHURBOZA)	40 KG.	LAH	2000.00	1390.00	1160.00	43.88	72.41
		RAW	2050.00	3050.00	2475.00	-32.79	-17.17
		KAR	1340.00	1100.00	1100.00	21.82	21.82
		HYD	2400.00	2400.00	2200.00	0.00	9.09
008. Dry Fruits							
0138101. ALMOND KAGZI(IN SHELL)AVG. QLTY.	40 KG.	LAH	21800.00	21800.00	19000.00	0.00	14.74
		RAW	14750.00	14750.00	10900.00	0.00	35.32

Contd.

7.10 Intercity Wholesale Prices of Selected Commodities

Group/Commodity/Item Specification	Unit	City	Prices (Rs.)			% Change in June, 2015 Over	
			June, 2015	May, 2015	June, 2014	May, 2015	June, 2014
		MUL	26500.00	26500.00	17000.00	0.00	55.88
		KAR	20400.00	20400.00	15300.00	0.00	33.33
		HYD	21000.00	21000.00	13650.00	0.00	53.85
		MPK	27000.00	27000.00	16000.00	0.00	68.75
		PSH	25500.00	25500.00	22000.00	0.00	15.91
		MNG	27200.00	27200.00	22400.00	0.00	21.43
		QTA	13200.00	13200.00	12600.00	0.00	4.76
0138401. CHHOARA (DRY DATES) AVG. QLTY.	40 KG.	LAH	3500.00	3100.00	2900.00	12.90	20.69
		FAS	2300.00	2300.00	1850.00	0.00	24.32
		RAW	4150.00	4150.00	3775.00	0.00	9.93
		MUL	3700.00	3500.00	3700.00	5.71	0.00
		KAR	4300.00	4300.00	3685.00	0.00	16.69
		HYD	3260.00	3260.00	2950.00	0.00	10.51
		MPK	2500.00	2500.00	1800.00	0.00	38.89
		PSH	3400.00	3400.00	2400.00	0.00	41.67
		BNU	3700.00	3700.00	4000.00	0.00	-7.50
0138501. PISTACHIO(WITHOUT SHELL)AVG. QLTY	40 KG.	LAH	74500.00	74500.00	67000.00	0.00	11.19
		RAW	74500.00	74500.00	89000.00	0.00	-16.29
		MUL	77000.00	71000.00	79000.00	8.45	-2.53
		KAR	86000.00	82000.00	62300.00	4.88	38.04
		HYD	80000.00	80000.00	84000.00	0.00	-4.76
		SKR	83500.00	83500.00	78000.00	0.00	7.05
		PSH	75000.00	75000.00	72000.00	0.00	4.17
		QTA	58000.00	58000.00	58000.00	0.00	0.00
0138901. COCONUT DRY AVG. QLTY.	40 KG.	LAH	9350.00	10250.00	9750.00	-8.78	-4.10
		MUL	8100.00	9100.00	10250.00	-10.99	-20.98
		GJT	9400.00	9400.00	10800.00	0.00	-12.96
		KAR	9950.00	9800.00	9800.00	1.53	1.53
		HYD	10000.00	10000.00	10000.00	0.00	0.00
		SKR	10000.00	10000.00	11000.00	0.00	-9.09
		MPK	10000.00	10000.00	10800.00	0.00	-7.41
		PSH	9600.00	9600.00	9750.00	0.00	-1.54
		MNG	9600.00	10400.00	12500.00	-7.69	-23.20
009. Cotton Seeds							
0143101. COTTON SEEDS	40 KG.	FAS	1450.00	1500.00	1600.00	-3.33	-9.38
		MUL	1275.00	1225.00	1525.00	4.08	-16.39
		SAH	1475.00	1150.00	1450.00	28.26	1.72
		SAR	1450.00	1375.00	1333.00	5.45	8.78
		SKT	1733.00	1733.00	1200.00	0.00	44.42
		KSR	1425.00	1425.00	1425.00	0.00	0.00
		KAR	2660.00	2600.00	1920.00	2.31	38.54
		HYD	1200.00	1200.00	1150.00	0.00	4.35
010. Other Oil Seeds							
0144201. MUSTARD SEEDS	40 KG.	FAS	2150.00	2150.00	2500.00	0.00	-14.00
		MUL	2150.00	2150.00	2550.00	0.00	-15.69
		SAH	2062.50	1950.00	2500.00	5.77	-17.50
		BPR	2150.00	2150.00	2675.00	0.00	-19.63
		KSR	2750.00	2750.00	2750.00	0.00	0.00
		KAR	2715.00	2700.00	2465.00	0.56	10.14
		HYD	2100.00	2100.00	2400.00	0.00	-12.50
		MPK	2000.00	2100.00	2450.00	-4.76	-18.37
		NWB	1500.00	1500.00	2600.00	0.00	-42.31
		PSH	3000.00	3000.00	2640.00	0.00	13.64
011. Edible Roots / Potatoes							
0151001. POTATOES WHITE AVG. QLTY.	40 KG.	KAR	405.00	330.00	1640.00	22.73	-75.30
		HYD	450.00	350.00	1725.00	28.57	-73.91

Contd.

7.10 Intercity Wholesale Prices of Selected Commodities

Group/Commodity/Item Specification	Unit	City	Prices (Rs.)			% Change in June, 2015 Over			
			June, 2015	May, 2015	June, 2014	May, 2015	June, 2014		
0151002. POTATOES RED AVG. QLTY.	40 KG.	SKR	400.00	240.00	1600.00	66.67	-75.00		
		MPK	480.00	240.00	1800.00	100.00	-73.33		
		QTA	460.00	460.00	2050.00	0.00	-77.56		
		LAH	675.00	405.00	2000.00	66.67	-66.25		
		FAS	540.00	360.00	1650.00	50.00	-67.27		
		RAW	712.50	637.50	1925.00	11.76	-62.99		
		MUL	625.00	625.00	1900.00	0.00	-67.11		
		GUJ	625.00	450.00	1850.00	38.89	-66.22		
		SAH	1450.00	525.00	2100.00	176.19	-30.95		
		SAR	625.00	500.00	2460.00	25.00	-74.59		
		SKT	800.00	480.00	2000.00	66.67	-60.00		
		BPR	620.00	500.00	1800.00	24.00	-65.56		
		PSH	820.00	820.00	2000.00	0.00	-59.00		
MNG	720.00	720.00	2200.00	0.00	-67.27				
012. Stimulant & Spice Crops									
0165201. RED CHILLIES DRY(WHOLE)	40 KG.	LAH	9575.00	9575.00	8250.00	0.00	16.06		
		FAS	8100.00	7825.00	6650.00	3.51	21.80		
		RAW	8750.00	8750.00	8200.00	0.00	6.71		
		MUL	7700.00	7700.00	7550.00	0.00	1.99		
		KAR	9450.00	9400.00	8600.00	0.53	9.88		
		HYD	8500.00	8500.00	7000.00	0.00	21.43		
		MPK	8000.00	8000.00	8000.00	0.00	0.00		
		PSH	8600.00	8600.00	7200.00	0.00	19.44		
		QTA	11600.00	11600.00	10600.00	0.00	9.43		
		0165401. CUMINSEED WHITE 50 G.PKT.NAT.	EACH	LAH	49.50	49.50	46.80	0.00	5.77
				FAS	48.28	48.28	48.28	0.00	0.00
				RAW	46.00	46.00	46.00	0.00	0.00
				MUL	48.67	48.67	48.67	0.00	0.00
KAR	50.00			50.00	50.00	0.00	0.00		
HYD	52.00			52.00	52.00	0.00	0.00		
MPK	40.45			40.45	40.45	0.00	0.00		
PSH	51.00			51.00	51.00	0.00	0.00		
0165402. CARDAMOM LARGE	40 KG.	MNG	45.00	45.00	50.00	0.00	-10.00		
		QTA	46.00	46.00	46.00	0.00	0.00		
		LAH	98500.00	98500.00	85500.00	0.00	15.20		
		RAW	90500.00	90500.00	73100.00	0.00	23.80		
		MUL	123000.00	123000.00	103000.00	0.00	19.42		
		KAR	129500.00	129000.00	85000.00	0.39	52.35		
		HYD	120000.00	120000.00	80000.00	0.00	50.00		
		MPK	120000.00	120000.00	100000.00	0.00	20.00		
		PSH	122000.00	122000.00	79000.00	0.00	54.43		
		QTA	104000.00	104000.00	82000.00	0.00	26.83		
0165403. CARDAMOM SMALL	KG.	LAH	1175.00	1175.00	1090.00	0.00	7.80		
		RAW	1325.00	1325.00	1775.00	0.00	-25.35		
		MUL	1250.00	1250.00	1300.00	0.00	-3.85		
		KAR	1225.00	1225.00	1225.00	0.00	0.00		
		HYD	1400.00	1400.00	1400.00	0.00	0.00		
		MPK	1000.00	1000.00	900.00	0.00	11.11		
		PSH	1375.00	1375.00	1150.00	0.00	19.57		
		QTA	925.00	925.00	925.00	0.00	0.00		
0165501. CINNAMON	40 KG.	RAW	9250.00	9250.00	8100.00	0.00	14.20		
		MUL	11250.00	11250.00	9700.00	0.00	15.98		
		KAR	11000.00	11000.00	9000.00	0.00	22.22		
		PSH	10000.00	10000.00	9400.00	0.00	6.38		
		QTA	5100.00	5100.00	5100.00	0.00	0.00		

Contd.

7.10 Intercity Wholesale Prices of Selected Commodities

Group/Commodity/Item Specification	Unit	City	Prices (Rs.)			% Change in June, 2015 Over			
			June, 2015	May, 2015	June, 2014	May, 2015	June, 2014		
0165701. GINGER GREEN	40 KG.	LAH	8100.00	6625.00	11100.00	22.26	-27.03		
		FAS	5500.00	4250.00	9250.00	29.41	-40.54		
		RAW	9250.00	4825.00	11750.00	91.71	-21.28		
		SAR	9650.00	7080.00	10600.00	36.30	-8.96		
		SKT	7200.00	7200.00	14250.00	0.00	-49.47		
		KAR	6900.00	4600.00	10200.00	50.00	-32.35		
		HYD	9500.00	5600.00	12000.00	69.64	-20.83		
		SKR	5300.00	5200.00	11500.00	1.92	-53.91		
		PSH	5800.00	5800.00	7600.00	0.00	-23.68		
		MNG	6400.00	6400.00	12000.00	0.00	-46.67		
		QTA	4200.00	4800.00	5800.00	-12.50	-27.59		
		013. Pulses							
0170101. KIDNEY BEANS DRY WHOLE (LOBIA)	40 KG.	LAH	5250.00	5250.00	5450.00	0.00	-3.67		
		RAW	4725.00	4725.00	4375.00	0.00	8.00		
		MUL	4300.00	4300.00	4100.00	0.00	4.88		
		KSR	5250.00	5250.00	5900.00	0.00	-11.02		
		KAR	4400.00	4300.00	4700.00	2.33	-6.38		
		HYD	3600.00	3450.00	3300.00	4.35	9.09		
		PSH	3600.00	3600.00	4100.00	0.00	-12.20		
		BNU	4500.00	4500.00	4500.00	0.00	0.00		
		QTA	5000.00	5000.00	3300.00	0.00	51.52		
		0170401. MASOOR WHOLE AVG. QLTY.	100 KG.	LAH	11250.00	11250.00	10750.00	0.00	4.65
				FAS	10250.00	10250.00	8600.00	0.00	19.19
				RAW	12100.00	11900.00	10250.00	1.68	18.05
MUL	10100.00			10350.00	9500.00	-2.42	6.32		
SAR	10875.00			11000.00	9250.00	-1.14	17.57		
SKT	11000.00			12000.00	10500.00	-8.33	4.76		
BPR	10650.00			11750.00	9750.00	-9.36	9.23		
GJT	10750.00			10750.00	9300.00	0.00	15.59		
KSR	11150.00			11150.00	11250.00	0.00	-0.89		
KAR	10550.00			10400.00	9750.00	1.44	8.21		
HYD	9550.00			9600.00	8800.00	-0.52	8.52		
SKR	11000.00			10000.00	9500.00	10.00	15.79		
LRK	11000.00	10000.00	12000.00	10.00	-8.33				
MPK	10500.00	11000.00	9500.00	-4.55	10.53				
PSH	12200.00	12200.00	9450.00	0.00	29.10				
QTA	13000.00	14000.00	13050.00	-7.14	-0.38				
0170402. MASOOR SPLIT AVG. QLTY.	100 KG.	LAH	13250.00	12500.00	11250.00	6.00	17.78		
		FAS	11250.00	11250.00	9350.00	0.00	20.32		
		RAW	13400.00	13400.00	12350.00	0.00	8.50		
		MUL	11250.00	10750.00	9900.00	4.65	13.64		
		SAR	12750.00	12500.00	11750.00	2.00	8.51		
		SKT	12800.00	12000.00	11500.00	6.67	11.30		
		BPR	11500.00	13000.00	11500.00	-11.54	0.00		
		GJT	14000.00	14000.00	11750.00	0.00	19.15		
		KAR	12350.00	12100.00	10600.00	2.07	16.51		
		HYD	11600.00	11500.00	10000.00	0.87	16.00		
		SKR	12000.00	11500.00	11400.00	4.35	5.26		
		LRK	12800.00	12000.00	9500.00	6.67	34.74		
MPK	12000.00	12600.00	10500.00	-4.76	14.29				
PSH	12200.00	12200.00	10900.00	0.00	11.93				
QTA	14000.00	15000.00	12950.00	-6.67	8.11				
0170901. GRAM WHOLE YELLOW AVG. QLTY.	100 KG.	LAH	10250.00	11750.00	5000.00	-12.77	105.00		
		FAS	6750.00	6750.00	5450.00	0.00	23.85		
		RAW	9100.00	9550.00	9100.00	-4.71	0.00		
		MUL	8850.00	8100.00	9100.00	9.26	-2.75		

Contd.

7.10 Intercity Wholesale Prices of Selected Commodities

Group/Commodity/Item Specification	Unit	City	Prices (Rs.)			% Change in June, 2015 Over	
			June, 2015	May, 2015	June, 2014	May, 2015	June, 2014
		SAR	10250.00	9500.00	8750.00	7.89	17.14
		BPR	9250.00	9250.00	9750.00	0.00	-5.13
		GJT	9000.00	9000.00	8500.00	0.00	5.88
		KAR	9800.00	8500.00	8650.00	15.29	13.29
		HYD	9000.00	9000.00	9000.00	0.00	0.00
		SKR	9000.00	9000.00	8400.00	0.00	7.14
		MPK	11000.00	9400.00	9200.00	17.02	19.57
		PSH	8000.00	8000.00	9500.00	0.00	-15.79
		BNU	8200.00	8200.00	9375.00	0.00	-12.53
		QTA	13500.00	13500.00	9500.00	0.00	42.11
0170902. GRAM SPLIT AVG. QLTY.	100 KG.	LAH	8250.00	7650.00	5250.00	7.84	57.14
		FAS	7062.50	7062.50	5100.00	0.00	38.48
		RAW	8750.00	9100.00	5900.00	-3.85	48.31
		MUL	8775.00	7250.00	5550.00	21.03	58.11
		GUJ	8500.00	8000.00	5850.00	6.25	45.30
		SAR	8050.00	7250.00	5437.50	11.03	48.05
		SKT	8800.00	8400.00	5650.00	4.76	55.75
		BPR	8900.00	8250.00	5800.00	7.88	53.45
		GJT	8100.00	7500.00	5300.00	8.00	52.83
		KAR	8100.00	8100.00	6350.00	0.00	27.56
		HYD	8500.00	7400.00	6000.00	14.86	41.67
		SKR	8000.00	7750.00	6000.00	3.23	33.33
		MPK	9500.00	8600.00	6300.00	10.47	50.79
		PSH	8500.00	8000.00	6350.00	6.25	33.86
		BNU	8500.00	7750.00	6100.00	9.68	39.34
		QTA	11000.00	10100.00	6000.00	8.91	83.33
0170903. MASH WHOLE AVG. QLTY.	100 KG.	LAH	14750.00	14250.00	9600.00	3.51	53.65
		FAS	14500.00	14500.00	9250.00	0.00	56.76
		RAW	16100.00	16100.00	12100.00	0.00	33.06
		MUL	13600.00	12250.00	9900.00	11.02	37.37
		SKT	14000.00	14400.00	10750.00	-2.78	30.23
		KSR	14750.00	14250.00	9350.00	3.51	57.75
		KAR	12950.00	12750.00	11250.00	1.57	15.11
0170904. MASH SPLIT AVG. QLTY.	100 KG.	LAH	17750.00	17250.00	11750.00	2.90	51.06
		FAS	17250.00	17250.00	10675.00	0.00	61.59
		RAW	17400.00	16750.00	14250.00	3.88	22.11
		MUL	16600.00	15250.00	12750.00	8.85	30.20
		SKT	18000.00	18000.00	12000.00	0.00	50.00
		KSR	16750.00	16150.00	11750.00	3.72	42.55
		KAR	14050.00	13950.00	12250.00	0.72	14.69
		HYD	16000.00	15000.00	11500.00	6.67	39.13
		SKR	15000.00	15000.00	11750.00	0.00	27.66
		MPK	16500.00	16600.00	11500.00	-0.60	43.48
		PSH	16900.00	16900.00	13250.00	0.00	27.55
		MNG	16400.00	16400.00	12500.00	0.00	31.20
		QTA	21600.00	19600.00	15000.00	10.20	44.00
0170905. MOONG WHOLE AVG. QLTY.	100 KG.	LAH	14750.00	14750.00	13900.00	0.00	6.12
		FAS	13750.00	13750.00	11500.00	0.00	19.57
		RAW	16100.00	16100.00	15250.00	0.00	5.57
		MUL	12750.00	12750.00	13900.00	0.00	-8.27
		SKT	14000.00	15000.00	13000.00	-6.67	7.69
		GJT	13800.00	13800.00	12500.00	0.00	10.40
		KSR	14250.00	14250.00	13950.00	0.00	2.15
		KAR	14850.00	14750.00	12750.00	0.68	16.47
		SKR	14500.00	14500.00	14250.00	0.00	1.75
		PSH	13800.00	13800.00	13150.00	0.00	4.94

Contd.

7.10 Intercity Wholesale Prices of Selected Commodities

Group/Commodity/Item Specification	Unit	City	Prices (Rs.)			% Change in June, 2015 Over	
			June, 2015	May, 2015	June, 2014	May, 2015	June, 2014
0170906. MOONG SPLIT AVG. QLTY.	100 KG.	MNG	13400.00	13400.00	11250.00	0.00	19.11
		QTA	18400.00	18000.00	15000.00	2.22	22.67
		LAH	15250.00	15250.00	14250.00	0.00	7.02
		FAS	14250.00	14250.00	12500.00	0.00	14.00
		RAW	16900.00	16900.00	15750.00	0.00	7.30
		MUL	13750.00	14750.00	16300.00	-6.78	-15.64
		SKT	14000.00	15000.00	13750.00	-6.67	1.82
		GJT	14500.00	14500.00	15250.00	0.00	-4.92
		KAR	16000.00	15750.00	13750.00	1.59	16.36
		HYD	15000.00	15000.00	15000.00	0.00	0.00
		SKR	15500.00	15500.00	15250.00	0.00	1.64
		MPK	14500.00	16600.00	16000.00	-12.65	-9.38
		PSH	13800.00	13800.00	13750.00	0.00	0.36
		MNG	15000.00	15000.00	12000.00	0.00	25.00
QTA	18000.00	17600.00	14600.00	2.27	23.29		
014. Sugar Crops							
0180206. SUGAR CANE (OPEN MARKET)	40 KG.	FAS	175.00	175.00	177.50	0.00	-1.41
		HYD	182.00	182.00	175.00	0.00	4.00
		PSH	212.00	212.00	180.00	0.00	17.78
015. Fibre Crops							
0192101. COTTON SPOT RATE EX-KAR.	40 KG.	KAR	5934.00	5987.00	7443.00	-0.89	-20.27
0192201. JUTE BAGS LOCAL	100	LAH	12250.00	12250.00	12250.00	0.00	0.00
		FAS	9000.00	9000.00	9000.00	0.00	0.00
		KAR	11900.00	11750.00	9900.00	1.28	20.20
		PSH	9500.00	9500.00	9500.00	0.00	0.00
016. Unmanufactured Tobacco							
0197001. TOBACCO SIND KARO	40 KG.	SAR	5200.00	5200.00	4500.00	0.00	15.56
		SKR	2200.00	2200.00	2200.00	0.00	0.00
		LRK	2500.00	2500.00	1990.00	0.00	25.63
0197002. TOBACCO DESI(MITHA)	40 KG.	LAH	5450.00	5450.00	5050.00	0.00	7.92
		SAR	6600.00	6600.00	6600.00	0.00	0.00
		HYD	6000.00	6000.00	4000.00	0.00	50.00
		QTA	2800.00	2800.00	2545.00	0.00	10.02
0197003. TOBACCO SUFAID PATHA	40 KG.	MUL	7100.00	7100.00	6900.00	0.00	2.90
		SAR	4850.00	4850.00	4500.00	0.00	7.78
		KAR	2780.00	2820.00	2690.00	-1.42	3.35
		HYD	6000.00	4500.00	3250.00	33.33	84.62
		QTA	5415.00	5415.00	5415.00	0.00	0.00
0197004. TOBACCO HUKKA TWISTED	40 KG.	LAH	4450.00	4450.00	4300.00	0.00	3.49
		RAW	2475.00	2475.00	2375.00	0.00	4.21
		MUL	4700.00	4700.00	4700.00	0.00	0.00
		KSR	4650.00	4650.00	4200.00	0.00	10.71
		HYD	6000.00	6000.00	4100.00	0.00	46.34
		SKR	3600.00	3600.00	2800.00	0.00	28.57
		QTA	2970.00	2970.00	2970.00	0.00	0.00
0197005. TOBACCO HUKKA PREPARED	40 KG.	LAH	3850.00	3850.00	3300.00	0.00	16.67
		RAW	1375.00	1375.00	1275.00	0.00	7.84
		MUL	1500.00	1500.00	1300.00	0.00	15.38
		KSR	3700.00	3700.00	3200.00	0.00	15.63
		LRK	1500.00	1500.00	1500.00	0.00	0.00
		QTA	1530.00	1530.00	1530.00	0.00	0.00
017. Poultry							
0215101. CHICKEN FARM(LIVE)	1 KG.	LAH	175.50	135.50	134.50	29.52	30.48
		FAS	185.00	144.00	145.00	28.47	27.59
		RAW	181.00	152.50	147.50	18.69	22.71
		MUL	181.00	142.50	145.50	27.02	24.40

Contd.

7.10 Intercity Wholesale Prices of Selected Commodities

Group/Commodity/Item Specification	Unit	City	Prices (Rs.)			% Change in June, 2015 Over	
			June, 2015	May, 2015	June, 2014	May, 2015	June, 2014
		GUJ	168.00	144.00	138.00	16.67	21.74
		SKT	146.00	146.00	147.00	0.00	-0.68
		BPR	190.00	150.00	145.50	26.67	30.58
		KAR	197.50	187.50	162.50	5.33	21.54
		HYD	190.00	190.00	150.00	0.00	26.67
		SKR	180.00	174.00	157.00	3.45	14.65
		MPK	174.00	176.00	158.00	-1.14	10.13
		PSH	142.00	142.00	166.00	0.00	-14.46
		MNG	203.00	171.00	181.00	18.71	12.15
		QTA	215.00	175.00	180.00	22.86	19.44
018. Raw Milk from Bovine Animals							
0221101. FRESH MILK	40 LTR.	LAH	3000.00	3000.00	2380.00	0.00	26.05
		FAS	2200.00	2200.00	2000.00	0.00	10.00
		RAW	3150.00	3100.00	2875.00	1.61	9.57
		MUL	2450.00	2450.00	2300.00	0.00	6.52
		SAH	2000.00	2000.00	1800.00	0.00	11.11
		SKT	2600.00	2600.00	2600.00	0.00	0.00
		KSR	2225.00	2225.00	2175.00	0.00	2.30
		KAR	3000.00	3000.00	3000.00	0.00	0.00
		HYD	2800.00	2800.00	2800.00	0.00	0.00
		SKR	2800.00	2800.00	2700.00	0.00	3.70
		MPK	2560.00	2560.00	2560.00	0.00	0.00
		PSH	2400.00	2400.00	2200.00	0.00	9.09
		BNU	2600.00	2600.00	2600.00	0.00	0.00
		QTA	2800.00	2800.00	2800.00	0.00	0.00
019. Eggs							
0231001. EGGS FARM CRATE OF 30 DOZ.	EACH	LAH	2340.00	2100.00	2220.00	11.43	5.41
		FAS	2340.00	2190.00	2220.00	6.85	5.41
		RAW	2290.00	2155.00	2185.00	6.26	4.81
		MUL	2375.00	2225.00	2150.00	6.74	10.47
		GUJ	2250.00	2100.00	2240.00	7.14	0.45
		SKT	2300.00	2300.00	2050.00	0.00	12.20
		BPR	2340.00	2100.00	2190.00	11.43	6.85
		KAR	2461.00	2170.00	2235.00	13.41	10.11
		HYD	2550.00	2160.00	2430.00	18.06	4.94
		SKR	2200.00	2160.00	2100.00	1.85	4.76
		MPK	2280.00	2200.00	2340.00	3.64	-2.56
		PSH	2150.00	2150.00	2100.00	0.00	2.38
		MNG	2250.00	2025.00	2225.00	11.11	1.12
		QTA	2800.00	2600.00	2600.00	7.69	7.69
020. Raw Animal Materials / Wool							
0294201. WOOL PAK. SUPERIOR WHITE	40 KG.	LAH	1575.00	1575.00	775.00	0.00	103.23
		MUL	1900.00	1900.00	2550.00	0.00	-25.49
		KAR	3900.00	3900.00	2820.00	0.00	38.30
		BNU	2500.00	2500.00	2500.00	0.00	0.00
0294202. WOOL PAK. SUPERIOR YELLOW	40 KG.	LAH	1375.00	1375.00	862.50	0.00	59.42
		MUL	1500.00	1500.00	2100.00	0.00	-28.57
		KAR	3900.00	3900.00	2820.00	0.00	38.30
		BNU	2250.00	2250.00	2250.00	0.00	0.00
0294203. WOOL PAK MEDIUM WHITE	40 KG.	LAH	1300.00	1300.00	740.00	0.00	75.68
		MUL	1700.00	1750.00	2250.00	-2.86	-24.44
		KAR	3400.00	3400.00	2410.00	0.00	41.08
		BNU	2100.00	2100.00	2100.00	0.00	0.00

Contd.

7.10 Intercity Wholesale Prices of Selected Commodities

Group/Commodity/Item Specification	Unit	City	Prices (Rs.)			% Change in June, 2015 Over	
			June, 2015	May, 2015	June, 2014	May, 2015	June, 2014
0294204. WOOL PAK.MEDIUM YELLOW	40 KG.	LAH	1175.00	1175.00	640.00	0.00	83.59
		MUL	1300.00	1300.00	1900.00	0.00	-31.58
		KAR	3100.00	3100.00	2270.00	0.00	36.56
		BNU	1850.00	1850.00	1850.00	0.00	0.00
0294205. WOOL COLOURED LIGHT	40 KG.	LAH	925.00	925.00	825.00	0.00	12.12
		MUL	750.00	750.00	1100.00	0.00	-31.82
		KAR	2500.00	2500.00	1900.00	0.00	31.58
		BNU	1600.00	1600.00	1450.00	0.00	10.34
0294206. WOOL COLOURED DARK	40 KG.	LAH	825.00	825.00	800.00	0.00	3.13
		MUL	650.00	650.00	900.00	0.00	-27.78
		KAR	2300.00	2300.00	1835.00	0.00	25.34
		BNU	1500.00	1500.00	1450.00	0.00	3.45
021. Hides & Fur Skins, Raw							
0295101. HIDES WET SALTED COW MEDIUM	EACH	LAH	2300.00	2300.00	1975.00	0.00	16.46
		RAW	2550.00	2550.00	1975.00	0.00	29.11
		MUL	2150.00	2300.00	2700.00	-6.52	-20.37
		SKT	3000.00	3000.00	2950.00	0.00	1.69
		KSR	2250.00	2250.00	1925.00	0.00	16.88
		KAR	4000.00	4000.00	3900.00	0.00	2.56
		HYD	3000.00	3000.00	2000.00	0.00	50.00
		BNU	1700.00	1700.00	1450.00	0.00	17.24
		QTA	3500.00	3500.00	3000.00	0.00	16.67
		0295102. HIDES WET SALTED BUFFALO MEDIUM	EACH	LAH	1900.00	1900.00	1675.00
RAW	2550.00			2550.00	1975.00	0.00	29.11
MUL	2900.00			3550.00	3300.00	-18.31	-12.12
SKT	3000.00			3000.00	2950.00	0.00	1.69
KSR	1800.00			1800.00	1625.00	0.00	10.77
KAR	2700.00			2700.00	2650.00	0.00	1.89
HYD	1850.00			1850.00	1850.00	0.00	0.00
BNU	1900.00			1900.00	1825.00	0.00	4.11
QTA	2400.00			2400.00	2400.00	0.00	0.00
0295103. HIDES WET SALTED CALF MEDIUM	EACH			LAH	1500.00	1500.00	1225.00
		RAW	2150.00	2150.00	1075.00	0.00	100.00
		MUL	900.00	1250.00	1300.00	-28.00	-30.77
		SKT	700.00	700.00	650.00	0.00	7.69
		KSR	1400.00	1400.00	975.00	0.00	43.59
		KAR	3900.00	3900.00	1700.00	0.00	129.41
		HYD	2050.00	2050.00	2050.00	0.00	0.00
		BNU	900.00	900.00	750.00	0.00	20.00
		QTA	2300.00	2300.00	2300.00	0.00	0.00
		0295301. SHEEP SKIN MEDIUM	100	RAW	29500.00	29500.00	23500.00
MUL	21000.00			21000.00	31000.00	0.00	-32.26
KSR	22000.00			22000.00	22000.00	0.00	0.00
KAR	42500.00			42500.00	48750.00	0.00	-12.82
HYD	20500.00			20500.00	20500.00	0.00	0.00
PSH	38000.00			38000.00	35000.00	0.00	8.57
0295302. SHEEP SKIN LARGE	100	QTA	50000.00	50000.00	50000.00	0.00	0.00
		LAH	39000.00	39000.00	39000.00	0.00	0.00
		RAW	35500.00	35500.00	29500.00	0.00	20.34
		MUL	29000.00	29000.00	42500.00	0.00	-31.76
		KSR	30500.00	30500.00	30500.00	0.00	0.00
		KAR	55500.00	55500.00	63750.00	0.00	-12.94
		HYD	31500.00	31500.00	31500.00	0.00	0.00
PSH	52000.00	52000.00	52000.00	0.00	0.00		
QTA	55000.00	55000.00	60000.00	0.00	-8.33		

Contd.

7.10 Intercity Wholesale Prices of Selected Commodities

Group/Commodity/Item Specification	Unit	City	Prices (Rs.)			% Change in June, 2015 Over			
			June, 2015	May, 2015	June, 2014	May, 2015	June, 2014		
0295401. GOAT SKIN LARGE	100	LAH	40000.00	40000.00	31000.00	0.00	29.03		
		RAW	34500.00	34500.00	28250.00	0.00	22.12		
		KSR	37000.00	37000.00	27500.00	0.00	34.55		
		KAR	37500.00	37500.00	52750.00	0.00	-28.91		
		HYD	36500.00	36500.00	36500.00	0.00	0.00		
		PSH	35000.00	35000.00	32000.00	0.00	9.38		
		QTA	43500.00	43500.00	46500.00	0.00	-6.45		
0295402. GOAT SKIN EXTRA LARGE	100	LAH	50000.00	50000.00	41000.00	0.00	21.95		
		RAW	35500.00	35500.00	29750.00	0.00	19.33		
		MUL	37500.00	42500.00	57500.00	-11.76	-34.78		
		KSR	45000.00	45000.00	39500.00	0.00	13.92		
		KAR	49250.00	49250.00	64500.00	0.00	-23.64		
		HYD	36750.00	36750.00	36750.00	0.00	0.00		
		PSH	36000.00	36000.00	35000.00	0.00	2.86		
0295403. GOAT SKIN MEDIUM	100	QTA	52500.00	52500.00	52500.00	0.00	0.00		
		LAH	29000.00	29000.00	29000.00	0.00	0.00		
		RAW	29750.00	29750.00	24750.00	0.00	20.20		
		MUL	19000.00	21000.00	31000.00	-9.52	-38.71		
		SKT	35000.00	35000.00	42500.00	0.00	-17.65		
		KSR	24500.00	24500.00	24500.00	0.00	0.00		
		KAR	24500.00	24500.00	46000.00	0.00	-46.74		
0295404. GOAT SKIN SMALL	100	PSH	28000.00	28000.00	25000.00	0.00	12.00		
		QTA	37500.00	37500.00	37500.00	0.00	0.00		
		LAH	21000.00	21000.00	21000.00	0.00	0.00		
		RAW	28750.00	28750.00	23750.00	0.00	21.05		
		SKT	15000.00	15000.00	15000.00	0.00	0.00		
		KSR	18500.00	18500.00	18500.00	0.00	0.00		
		KAR	26500.00	26500.00	33875.00	0.00	-21.77		
022. Fuel Wood in Logs	40 KG.	PSH	20000.00	20000.00	18000.00	0.00	11.11		
		QTA	27000.00	27000.00	27000.00	0.00	0.00		
		0313001. FIRE WOOD MIXED DRY	40 KG.	LAH	690.00	690.00	590.00	0.00	16.95
				FAS	380.00	380.00	380.00	0.00	0.00
				RAW	650.00	650.00	537.50	0.00	20.93
				MUL	490.00	490.00	450.00	0.00	8.89
				GJT	470.00	470.00	470.00	0.00	0.00
KAR	520.00			520.00	455.00	0.00	14.29		
HYD	350.00			350.00	350.00	0.00	0.00		
023. Fish Live Fresh or Chilled	40 KG.	SKR	375.00	375.00	375.00	0.00	0.00		
		LRK	390.00	390.00	390.00	0.00	0.00		
		PSH	650.00	650.00	610.00	0.00	6.56		
		MNG	500.00	500.00	500.00	0.00	0.00		
		QTA	465.00	465.00	465.00	0.00	0.00		
		0411901. FISH RAHU RIVER	40 KG.	LAH	9850.00	9850.00	9100.00	0.00	8.24
				RAW	6225.00	6225.00	6125.00	0.00	1.63
MUL	8100.00			8100.00	10800.00	0.00	-25.00		
HYD	7500.00			7500.00	8000.00	0.00	-6.25		
SKR	10500.00			10500.00	10500.00	0.00	0.00		
PSH	7850.00			7850.00	9500.00	0.00	-17.37		
0411902. FISH RAHU SEA	40 KG.			KAR	4300.00	4100.00	3100.00	4.88	38.71
		0411903. FISH SURMAI (SEA)	40 KG.	KAR	9400.00	8800.00	7600.00	6.82	23.68
2. Ores/Minerals, Elec., Gas & Water									
024. Coal not Agglomerated									
1101001. COAL	MT.	LAH	14250.00	14250.00	14250.00	0.00	0.00		

Contd.

7.10 Intercity Wholesale Prices of Selected Commodities

Group/Commodity/Item Specification	Unit	City	Prices (Rs.)			% Change in June, 2015 Over	
			June, 2015	May, 2015	June, 2014	May, 2015	June, 2014
025. Natural Gas Liquified							
1202001. SUI GAS GENERAL INDUSTRIAL USE	MMBTU	KAR	571.23	571.23	571.23	0.00	0.00
1202002. LPG	KG.	LAH	79.70	74.76	100.00	6.61	-20.30
		RAW	100.00	100.00	105.00	0.00	-4.76
		KAR	80.00	80.00	92.50	0.00	-13.51
		PSH	100.00	100.00	130.00	0.00	-23.08
		QTA	110.00	120.00	125.00	-8.33	-12.00
1202003. CNG	KG.	KAR	73.93	73.93	70.20	0.00	5.31
026. Salt & Pure Sodium Chloride							
1620001. SALT CRUSHED LAHORI	40 KG.	LAH	195.00	195.00	195.00	0.00	0.00
		RAW	365.00	345.00	345.00	5.80	5.80
		MUL	280.00	280.00	280.00	0.00	0.00
		GJT	240.00	240.00	260.00	0.00	-7.69
		KAR	350.00	350.00	325.00	0.00	7.69
		SKR	275.00	275.00	275.00	0.00	0.00
		PSH	200.00	200.00	200.00	0.00	0.00
1620002. SEA SALT	40 KG.	LAH	195.00	195.00	195.00	0.00	0.00
		FAS	400.00	400.00	400.00	0.00	0.00
		KAR	122.50	122.50	122.50	0.00	0.00
		HYD	150.00	130.00	130.00	15.38	15.38
		NWB	300.00	300.00	250.00	0.00	20.00
027. Electrical Energy							
1710011. ELECTRICITY TARRIF B1	KWH.	KAR	14.83	14.83	14.75	0.00	0.54
1710012. ELECTRICITY TARRIF B2	KWH.	KAR	14.85	14.85	14.77	0.00	0.54
1710013. ELECTRICITY TARRIF B3	KWH.	KAR	15.15	15.15	15.15	0.00	0.00
1710014. ELECTRICITY TARRIF B4	KWH.	KAR	14.96	14.96	14.96	0.00	0.00
1710021. ELECTRICITY TARIFF-D1	KWH.	KAR	11.14	11.14	10.66	0.00	4.50
1710022. ELECTRICITY TARIFF-D2	KWH.	KAR	12.79	12.79	11.89	0.00	7.57
3. Food, Beverages, Tobacco, Textiles, Leather							
3a) Food Products, Beverages & Tobacco							
028. Meat of Animals							
2111101. BEEF	40 KG.	LAH	11200.00	11200.00	10900.00	0.00	2.75
		FAS	9300.00	9300.00	8500.00	0.00	9.41
		RAW	8750.00	8750.00	8550.00	0.00	2.34
		MUL	9300.00	9300.00	8800.00	0.00	5.68
		SAR	10200.00	10200.00	10000.00	0.00	2.00
		GJT	10000.00	10000.00	10000.00	0.00	0.00
		KAR	10800.00	10800.00	8300.00	0.00	30.12
		HYD	9950.00	9950.00	9550.00	0.00	4.19
		PSH	10950.00	10950.00	9950.00	0.00	10.05
		MNG	10000.00	10000.00	10000.00	0.00	0.00
		QTA	15000.00	15000.00	11500.00	0.00	30.43
2111601. MUTTON	40 KG.	LAH	25750.00	25750.00	23800.00	0.00	8.19
		FAS	19750.00	19750.00	18000.00	0.00	9.72
		RAW	24900.00	24900.00	24250.00	0.00	2.68
		MUL	20600.00	20600.00	20200.00	0.00	1.98
		KAR	21600.00	21600.00	19200.00	0.00	12.50
		HYD	21200.00	21200.00	19600.00	0.00	8.16
		PSH	22800.00	22800.00	22500.00	0.00	1.33
		MNG	16000.00	16000.00	16000.00	0.00	0.00
		QTA	23200.00	23200.00	21200.00	0.00	9.43
029. Vegetables & Fruit Juice							
2133101. TOMATO KETCHUP 300 GM.	DOZ.	LAH	815.00	815.00	815.00	0.00	0.00
		FAS	892.20	892.20	892.20	0.00	0.00
		RAW	1010.00	1010.00	915.00	0.00	10.38
		MUL	970.00	970.00	919.00	0.00	5.55

Contd.

7.10 Intercity Wholesale Prices of Selected Commodities

Group/Commodity/Item Specification	Unit	City	Prices (Rs.)			% Change in June, 2015 Over	
			June, 2015	May, 2015	June, 2014	May, 2015	June, 2014
		GJT	910.00	910.00	900.00	0.00	1.11
		KAR	780.00	780.00	780.00	0.00	0.00
		HYD	724.00	724.00	724.00	0.00	0.00
		SKR	936.72	936.72	936.72	0.00	0.00
		MPK	772.00	772.00	772.00	0.00	0.00
		PSH	1080.00	1080.00	888.00	0.00	21.62
		MNG	920.00	920.00	920.00	0.00	0.00
		QTA	828.00	828.00	828.00	0.00	0.00
2133901. CHILLES & LIME PKL.IN OIL 340 G.	DOZ.	LAH	1017.00	1017.00	1017.00	0.00	0.00
		RAW	1137.50	1137.50	1137.50	0.00	0.00
		KAR	1092.00	1092.00	960.00	0.00	13.75
		MPK	992.76	992.76	992.76	0.00	0.00
		PSH	1080.00	1080.00	1080.00	0.00	0.00
		QTA	938.00	938.00	938.00	0.00	0.00
030. Dried Fruits & Nuts							
2141101. KISHMISH(RAISIN) AVG. QLTY.	40 KG.	LAH	9000.00	9000.00	9000.00	0.00	0.00
		RAW	8100.00	8100.00	8100.00	0.00	0.00
		MUL	12250.00	12250.00	9650.00	0.00	26.94
		KAR	10200.00	10200.00	9000.00	0.00	13.33
		HYD	9400.00	9400.00	8550.00	0.00	9.94
		MPK	12000.00	12000.00	11500.00	0.00	4.35
		PSH	5450.00	6000.00	7200.00	-9.17	-24.31
		BNU	8900.00	8900.00	8650.00	0.00	2.89
		QTA	5100.00	5100.00	5100.00	0.00	0.00
2141301. GROUND NUT WITH SHELL AVG. QLTY.	40 KG.	LAH	4450.00	4450.00	4450.00	0.00	0.00
		RAW	3975.00	3975.00	3975.00	0.00	0.00
		MUL	3900.00	3900.00	4100.00	0.00	-4.88
		KAR	6900.00	6900.00	6875.00	0.00	0.36
		HYD	4500.00	4500.00	4500.00	0.00	0.00
		MPK	4300.00	4300.00	3000.00	0.00	43.33
		PSH	5600.00	5600.00	4900.00	0.00	14.29
		QTA	3850.00	3850.00	3850.00	0.00	0.00
031. Fruit Juices							
2142901. ROOHAFZA(SHARBAT)	DOZ.	LAH	1620.00	1620.00	1512.00	0.00	7.14
		FAS	1660.00	1660.00	1560.00	0.00	6.41
		RAW	1675.00	1610.00	1575.00	4.04	6.35
		MUL	1650.00	1650.00	1540.00	0.00	7.14
		GUJ	1700.00	1700.00	1560.00	0.00	8.97
		BPR	1680.00	1680.00	1560.00	0.00	7.69
		GJT	1650.00	1650.00	1560.00	0.00	5.77
		KAR	1704.00	1620.00	1560.00	5.19	9.23
		HYD	1680.00	1680.00	1560.00	0.00	7.69
		SKR	1620.00	1620.00	1570.00	0.00	3.18
		LRK	1660.00	1680.00	1550.00	-1.19	7.10
		PSH	1660.00	1660.00	1535.00	0.00	8.14
		BNU	1710.00	1570.00	1470.00	8.92	16.33
		MNG	1560.00	1560.00	1560.00	0.00	0.00
		QTA	1836.00	1596.00	1596.00	15.04	15.04
2142902. JAM-E-SHREEN	DOZ.	LAH	1766.00	1766.00	1550.00	0.00	13.94
		FAS	1660.00	1660.00	1550.00	0.00	7.10
		RAW	1695.00	1690.00	1610.00	0.30	5.28
		MUL	1650.00	1650.00	1545.00	0.00	6.80
		GUJ	1650.00	1650.00	1550.00	0.00	6.45
		BPR	1670.00	1670.00	1550.00	0.00	7.74
		KAR	1776.00	1680.00	1560.00	5.71	13.85
		HYD	1680.00	1680.00	1560.00	0.00	7.69

Contd.

7.10 Intercity Wholesale Prices of Selected Commodities

Group/Commodity/Item Specification	Unit	City	Prices (Rs.)			% Change in June, 2015 Over	
			June, 2015	May, 2015	June, 2014	May, 2015	June, 2014
		SKR	1620.00	1620.00	1570.00	0.00	3.18
		PSH	1620.00	1620.00	1535.00	0.00	5.54
		BNU	1650.00	1600.00	1470.00	3.13	12.24
		MNG	1560.00	1560.00	1560.00	0.00	0.00
2142903. FRUIT JUICE TETRA PACK	DOZ.	LAH	190.00	190.00	190.00	0.00	0.00
		FAS	157.50	157.50	155.00	0.00	1.61
		RAW	157.50	157.50	157.50	0.00	0.00
		MUL	135.00	135.00	135.00	0.00	0.00
		KAR	136.00	136.00	136.00	0.00	0.00
		HYD	130.00	130.00	130.00	0.00	0.00
		SKR	180.00	180.00	180.00	0.00	0.00
		PSH	129.00	129.00	129.00	0.00	0.00
		QTA	110.00	110.00	110.00	0.00	0.00
2142904. LEMON/ORANGE SQUASH MITCHELS(730ML)	DOZ.	LAH	1540.00	1540.00	1540.00	0.00	0.00
		FAS	1560.00	1560.00	1560.00	0.00	0.00
		RAW	1710.00	1710.00	1615.00	0.00	5.88
		MUL	1685.00	1720.00	1612.00	-2.03	4.53
		KAR	1705.00	1560.00	1400.00	9.29	21.79
		HYD	1680.00	1680.00	1620.00	0.00	3.70
		PSH	1500.00	1500.00	1410.00	0.00	6.38
2142905. MUREEY BREWERY (TOPS)	DOZ.	LAH	495.00	495.00	495.00	0.00	0.00
		RAW	1125.00	1125.00	1055.00	0.00	6.64
		KSR	435.00	435.00	435.00	0.00	0.00
2149201. APL/MNG/ORG/MIX. FRUIT JAM 450 G.	DOZ.	LAH	1455.00	1455.00	1455.00	0.00	0.00
		RAW	1490.00	1490.00	1337.50	0.00	11.40
		KAR	1260.00	1260.00	1184.00	0.00	6.42
		MPK	1183.00	1183.00	1183.00	0.00	0.00
		PSH	1410.00	1410.00	1390.00	0.00	1.44
		QTA	1320.00	1320.00	1320.00	0.00	0.00
2149202. MANGO/MIXED PICKLE IN OIL 340 G.	DOZ.	LAH	1080.00	1080.00	1080.00	0.00	0.00
		RAW	1137.50	1137.50	1137.50	0.00	0.00
		KAR	1092.00	1092.00	960.00	0.00	13.75
		MPK	992.76	992.76	992.76	0.00	0.00
		PSH	1320.00	1122.00	1080.00	17.65	22.22
		QTA	936.00	936.00	936.00	0.00	0.00
032. Vegetable Oils Refined							
2154101. SOYABEAN COOKING OIL TIN	5 LTR.	LAH	874.00	874.00	940.00	0.00	-7.02
		FAS	800.00	800.00	940.00	0.00	-14.89
		RAW	835.00	835.00	982.50	0.00	-15.01
		MUL	850.00	870.00	1024.00	-2.30	-16.99
		KAR	995.00	995.00	985.00	0.00	1.02
		HYD	880.00	934.00	1024.00	-5.78	-14.06
		SKR	940.00	940.00	980.00	0.00	-4.08
		MPK	970.00	970.00	970.00	0.00	0.00
		PSH	900.00	900.00	975.00	0.00	-7.69
		BNU	970.00	970.00	1000.00	0.00	-3.00
		QTA	840.00	840.00	915.00	0.00	-8.20
2154301. SUN FLOWER COOKING OIL	5 LTR.	LAH	874.00	874.00	940.00	0.00	-7.02
		FAS	750.00	750.00	870.00	0.00	-13.79
		RAW	835.00	835.00	982.50	0.00	-15.01
		MUL	778.85	809.00	1045.00	-3.73	-25.47
		GJT	790.00	790.00	1045.00	0.00	-24.40
		KAR	1007.50	1007.50	985.00	0.00	2.28
		HYD	840.00	840.00	880.00	0.00	-4.55
		SKR	840.00	840.00	880.00	0.00	-4.55
		PSH	980.00	980.00	1060.00	0.00	-7.55

Contd.

7.10 Intercity Wholesale Prices of Selected Commodities

Group/Commodity/Item Specification	Unit	City	Prices (Rs.)			% Change in June, 2015 Over		
			June, 2015	May, 2015	June, 2014	May, 2015	June, 2014	
2154401. MUSTARD & RAPE SEED OIL.	40 KG.	MNG	880.00	880.00	930.00	0.00	-5.38	
		QTA	900.00	900.00	900.00	0.00	0.00	
		LAH	5550.00	5550.00	5850.00	0.00	-5.13	
		RAW	6950.00	6950.00	7275.00	0.00	-4.47	
		MUL	4650.00	4525.00	5350.00	2.76	-13.08	
		KSR	5525.00	5525.00	5750.00	0.00	-3.91	
		KAR	6300.00	6300.00	6500.00	0.00	-3.08	
		HYD	4560.00	4500.00	5500.00	1.33	-17.09	
		MPK	4500.00	4500.00	5200.00	0.00	-13.46	
		PSH	6750.00	6750.00	7250.00	0.00	-6.90	
2154801. COTTON SEED OIL	40 KG.	BNU	6200.00	6200.00	6200.00	0.00	0.00	
		QTA	6000.00	6000.00	6000.00	0.00	0.00	
		LAH	5625.00	5625.00	5625.00	0.00	0.00	
		MUL	3900.00	3900.00	5450.00	0.00	-28.44	
		GUJ	5200.00	5200.00	6750.00	0.00	-22.96	
		SAR	3800.00	3700.00	5350.00	2.70	-28.97	
		KAR	6040.00	6040.00	5850.00	0.00	3.25	
		HYD	4040.00	3900.00	5250.00	3.59	-23.05	
		SKR	4700.00	4700.00	5610.00	0.00	-16.22	
		NWB	6000.00	6000.00	6000.00	0.00	0.00	
2154901. RAFHAN CORN OIL	2.00 LT	PSH	5500.00	5500.00	6150.00	0.00	-10.57	
		LAH	650.00	650.00	650.00	0.00	0.00	
		FAS	690.00	690.00	710.00	0.00	-2.82	
		RAW	537.50	537.50	537.50	0.00	0.00	
		MUL	703.00	703.00	606.00	0.00	16.01	
		KAR	685.00	685.00	547.50	0.00	25.11	
		HYD	705.00	705.00	686.40	0.00	2.71	
		MPK	630.00	630.00	630.00	0.00	0.00	
		PSH	700.00	700.00	690.00	0.00	1.45	
		MNG	630.00	630.00	630.00	0.00	0.00	
033. Vegetable Ghee	EACH	QTA	730.00	730.00	535.00	0.00	36.45	
		2159001. VEGETABLE GHEE(16 KG TIN)	LAH	2130.00	2130.00	2450.00	0.00	-13.06
			RAW	2127.50	2145.00	2475.00	-0.82	-14.04
			MUL	2285.00	2245.00	2500.00	1.78	-8.60
			SKT	2150.00	2150.00	2570.00	0.00	-16.34
			KAR	2150.00	2150.00	2455.00	0.00	-12.42
			SKR	1820.00	1820.00	2375.00	0.00	-23.37
			MPK	1930.00	1850.00	2000.00	4.32	-3.50
			PSH	2320.00	2320.00	2560.00	0.00	-9.38
			MNG	2270.00	2270.00	2530.00	0.00	-10.28
QTA	2325.00		2325.00	2765.00	0.00	-15.91		
2159002. VEGETABLE GHEE(DALDA/TULO/HABIB/SHA)	05 KG.	LAH	870.00	890.00	995.00	-2.25	-12.56	
		FAS	795.00	795.00	902.50	0.00	-11.91	
		RAW	835.00	835.00	992.50	0.00	-15.87	
		MUL	845.00	865.00	976.00	-2.31	-13.42	
		SAR	865.00	895.00	952.00	-3.35	-9.14	
		GJT	845.00	845.00	970.00	0.00	-12.89	
		KAR	895.00	895.00	982.50	0.00	-8.91	
		HYD	864.73	864.73	966.00	0.00	-10.48	
		SKR	720.00	720.00	970.00	0.00	-25.77	
		PSH	890.00	890.00	970.00	0.00	-8.25	
034. Oil Cakes	40 KG.	QTA	960.00	960.00	1010.00	0.00	-4.95	
		2171001. COTTON SEED OIL CAKES	LAH	1525.00	1525.00	1350.00	0.00	12.96
FAS	1450.00		1500.00	1300.00	-3.33	11.54		

Contd.

7.10 Intercity Wholesale Prices of Selected Commodities

Group/Commodity/Item Specification	Unit	City	Prices (Rs.)			% Change in June, 2015 Over	
			June, 2015	May, 2015	June, 2014	May, 2015	June, 2014
		MUL	1325.00	1400.00	1525.00	-5.36	-13.11
		SAR	1480.00	1464.00	1642.00	1.09	-9.87
		BPR	1425.00	1550.00	1825.00	-8.06	-21.92
		HYD	1200.00	1400.00	1350.00	-14.29	-11.11
		SKR	1200.00	1200.00	1315.50	0.00	-8.78
		MPK	1180.00	1340.00	1450.00	-11.94	-18.62
		PSH	1260.00	1260.00	1150.00	0.00	9.57
		QTA	925.00	925.00	925.00	0.00	0.00
2171002. MUSTARD & RAPSEED OIL CAKES	40 KG.	LAH	1250.00	1250.00	1250.00	0.00	0.00
		FAS	1250.00	1300.00	1565.00	-3.85	-20.13
		MUL	1175.00	1225.00	1425.00	-4.08	-17.54
		SAR	1300.00	1275.00	1596.00	1.96	-18.55
		BPR	1075.00	1250.00	1475.00	-14.00	-27.12
		HYD	1225.00	1225.00	1400.00	0.00	-12.50
		SKR	1350.00	1350.00	1400.00	0.00	-3.57
		MPK	1000.00	1150.00	1200.00	-13.04	-16.67
		PSH	1450.00	1450.00	1200.00	0.00	20.83
		QTA	950.00	950.00	950.00	0.00	0.00
035. Processed Liquid Milk							
2211002. MILK PAK/HALEEB/NESTLE (LITRE)	DOZ.	LAH	1350.00	1350.00	1105.00	0.00	22.17
		FAS	1162.50	1162.50	1125.00	0.00	3.33
		RAW	1195.00	1195.00	1075.00	0.00	11.16
		KAR	1250.00	1250.00	1080.00	0.00	15.74
		HYD	1125.00	1125.00	1125.00	0.00	0.00
		SKR	1140.00	1140.00	1080.00	0.00	5.56
		PSH	1300.00	1300.00	1075.00	0.00	20.93
		MNG	1340.00	1340.00	1080.00	0.00	24.07
036. Milk & Cream in Solid Form							
2221101. POWD.MILK EVERYDAY(NESTLE)1KG.	EACH	LAH	645.00	645.00	620.00	0.00	4.03
		RAW	620.00	620.00	620.00	0.00	0.00
		MUL	648.16	648.16	620.00	0.00	4.54
		KAR	647.50	647.50	620.00	0.00	4.44
		HYD	650.00	650.00	621.00	0.00	4.67
		SKR	620.00	620.00	620.00	0.00	0.00
		PSH	650.00	650.00	620.00	0.00	4.84
		BNU	630.00	630.00	600.00	0.00	5.00
		QTA	680.00	680.00	465.00	0.00	46.24
2221201. POWDERED MILK(SKIMMED)/BAG 25 KG.	EACH	LAH	11750.00	11750.00	11200.00	0.00	4.91
		RAW	11775.00	11775.00	11637.50	0.00	1.18
		MUL	10250.00	10250.00	10900.00	0.00	-5.96
		KAR	14000.00	14000.00	15900.00	0.00	-11.95
		PSH	9000.00	9000.00	13500.00	0.00	-33.33
		QTA	12500.00	12500.00	7000.00	0.00	78.57
2221202. POWDERED MILK NIDO (1 KG. POLY BA	EACH	LAH	700.00	700.00	692.00	0.00	1.16
		RAW	738.00	738.00	690.00	0.00	6.96
		GUJ	738.00	738.00	692.00	0.00	6.65
		KAR	697.50	692.50	620.00	0.72	12.50
		HYD	772.22	772.22	671.35	0.00	15.02
		PSH	700.00	700.00	670.00	0.00	4.48
037. Ice Cream							
2227001. ICE CREAM POLKA/WALLS	DOZ.	LAH	324.00	324.00	324.00	0.00	0.00
		RAW	442.50	442.50	442.50	0.00	0.00
		KAR	264.00	264.00	264.00	0.00	0.00
		HYD	432.00	432.00	378.00	0.00	14.29
		SKR	240.00	240.00	240.00	0.00	0.00
		QTA	384.00	384.00	384.00	0.00	0.00

Contd.

7.10 Intercity Wholesale Prices of Selected Commodities

Group/Commodity/Item Specification	Unit	City	Prices (Rs.)			% Change in June, 2015 Over	
			June, 2015	May, 2015	June, 2014	May, 2015	June, 2014
038. Dairy Products N.E.C							
2229001. MILO(200 GM. PACK) NESTLE	EACH	LAH	198.00	198.00	198.00	0.00	0.00
		FAS	175.00	175.00	185.00	0.00	-5.41
		RAW	172.50	172.50	143.50	0.00	20.21
		MUL	140.00	140.00	140.00	0.00	0.00
		KAR	174.00	174.00	174.00	0.00	0.00
		HYD	195.00	195.00	134.50	0.00	44.98
		MPK	180.00	180.00	180.00	0.00	0.00
		PSH	155.00	155.00	155.00	0.00	0.00
		MNG	175.00	175.00	182.00	0.00	-3.85
		QTA	150.00	150.00	150.00	0.00	0.00
2229002. LACTOGEN(SOFT PACK 400 GM)	EACH	LAH	385.00	385.00	380.00	0.00	1.32
		FAS	405.00	405.00	395.00	0.00	2.53
		RAW	405.00	405.00	395.00	0.00	2.53
		MUL	402.79	402.79	393.50	0.00	2.36
		KAR	400.00	400.00	394.00	0.00	1.52
		HYD	405.00	405.00	394.00	0.00	2.79
		MPK	400.00	400.00	400.00	0.00	0.00
		PSH	399.00	399.00	370.00	0.00	7.84
		QTA	395.00	395.00	395.00	0.00	0.00
039. Wheat Flour							
2311001. WHEAT FLOUR SUP. QLTY.	80 KG.	LAH	3075.00	3150.00	2900.00	-2.38	6.03
		FAS	2880.00	2880.00	2880.00	0.00	0.00
		RAW	3612.50	3612.50	3625.00	0.00	-0.34
		MUL	2925.00	2975.00	2900.00	-1.68	0.86
		GUJ	2920.00	3000.00	3225.00	-2.67	-9.46
		SAR	2800.00	2960.00	3150.00	-5.41	-11.11
		SKT	3600.00	3775.00	3600.00	-4.64	0.00
		GJT	2970.00	3000.00	3000.00	-1.00	-1.00
		KAR	2885.00	2885.00	3100.00	0.00	-6.94
		HYD	3427.53	3427.53	3625.00	0.00	-5.45
		SKR	2740.00	2740.00	3120.00	0.00	-12.18
		LRK	3040.00	2960.00	3200.00	2.70	-5.00
		PSH	3200.00	3200.00	3150.00	0.00	1.59
		QTA	3040.00	3200.00	3200.00	-5.00	-5.00
2311002. WHEAT FLOUR AVG. QLTY	80 KG.	LAH	3025.00	3025.00	3140.00	0.00	-3.66
		FAS	2600.00	2600.00	2560.00	0.00	1.56
		RAW	2912.50	2912.50	3112.50	0.00	-6.43
		MUL	2775.00	2825.00	2775.00	-1.77	0.00
		SAH	2600.00	2880.00	2680.00	-9.72	-2.99
		SAR	2560.00	2720.00	2720.00	-5.88	-5.88
		BPR	2800.00	2992.00	2800.00	-6.42	0.00
		GJT	2900.00	2920.00	2920.00	-0.68	-0.68
		KAR	2740.00	2740.00	2900.00	0.00	-5.52
		HYD	3000.00	3000.00	3240.00	0.00	-7.41
		SKR	2730.00	2730.00	2950.00	0.00	-7.46
		LRK	2880.00	2800.00	3040.00	2.86	-5.26
		MPK	2600.00	2600.00	2900.00	0.00	-10.34
		PSH	2980.00	2980.00	3000.00	0.00	-0.67
		MNG	2960.00	3000.00	3000.00	-1.33	-1.33
		QTA	2880.00	2950.00	2950.00	-2.37	-2.37
2311003. WHEAT FLOUR/BAG OF 10 KG.	EACH	LAH	356.00	378.00	370.00	-5.82	-3.78
		FAS	345.00	345.00	330.00	0.00	4.55
		RAW	365.00	370.00	380.00	-1.35	-3.95
		MUL	350.00	360.00	340.00	-2.78	2.94
		GUJ	350.00	365.00	392.50	-4.11	-10.83

Contd.

7.10 Intercity Wholesale Prices of Selected Commodities

Group/Commodity/Item Specification	Unit	City	Prices (Rs.)			% Change in June, 2015 Over	
			June, 2015	May, 2015	June, 2014	May, 2015	June, 2014
		SKT	370.00	380.00	350.00	-2.63	5.71
		BPR	364.00	394.00	374.00	-7.61	-2.67
		GJT	360.00	365.00	310.00	-1.37	16.13
		KAR	392.50	392.50	419.00	0.00	-6.32
		HYD	405.00	405.00	405.00	0.00	0.00
		SKR	357.50	357.50	380.00	0.00	-5.92
		LRK	360.00	350.00	380.00	2.86	-5.26
		MPK	350.00	350.00	380.00	0.00	-7.89
		NWB	370.00	370.00	410.00	0.00	-9.76
		PSH	365.00	365.00	375.00	0.00	-2.67
		QTA	350.00	370.00	370.00	-5.41	-5.41
2311004. MAIDA AVG. QLTY.	80 KG.	LAH	3365.00	3365.00	3200.00	0.00	5.16
		FAS	3185.00	3040.00	3275.00	4.77	-2.75
		RAW	3687.50	3687.50	3687.50	0.00	0.00
		MUL	3100.00	3150.00	3465.00	-1.59	-10.53
		SAR	3200.00	3120.00	3440.00	2.56	-6.98
		BPR	3550.00	3550.00	3480.00	0.00	2.01
		GJT	3200.00	3200.00	3450.00	0.00	-7.25
		KAR	3240.00	3240.00	3460.00	0.00	-6.36
		HYD	3405.00	3405.00	3625.00	0.00	-6.07
		SKR	3300.00	3300.00	3520.00	0.00	-6.25
		MPK	3360.00	3400.00	3650.00	-1.18	-7.95
		PSH	3360.00	3360.00	3700.00	0.00	-9.19
		MNG	3480.00	3480.00	3600.00	0.00	-3.33
		QTA	4200.00	5200.00	5000.00	-19.23	-16.00
2311005. SUJI	85 KG.	LAH	3960.00	3960.00	3650.00	0.00	8.49
		FAS	3470.00	3250.00	3450.00	6.77	0.58
		RAW	3712.50	3712.50	3762.50	0.00	-1.33
		MUL	3450.00	3450.00	3575.00	0.00	-3.50
		SAH	3315.00	3315.00	3600.00	0.00	-7.92
		BPR	3550.00	3550.00	3950.00	0.00	-10.13
		GJT	3825.00	3825.00	3570.00	0.00	7.14
		KAR	3442.50	3442.50	3591.00	0.00	-4.14
		HYD	3485.00	3485.00	3750.00	0.00	-7.07
		SKR	3700.00	3700.00	3850.00	0.00	-3.90
		MPK	3360.00	3550.00	3900.00	-5.35	-13.85
		PSH	3450.00	3450.00	3700.00	0.00	-6.76
		QTA	4200.00	5200.00	4800.00	-19.23	-12.50
2311006. CERELAC WHEAT(400 GM.)	EACH	LAH	260.00	260.00	197.33	0.00	31.76
		FAS	255.00	255.00	240.00	0.00	6.25
		RAW	289.00	289.00	251.43	0.00	14.94
		MUL	252.79	252.79	243.50	0.00	3.82
		KAR	198.00	198.00	198.00	0.00	0.00
		HYD	260.00	260.00	220.00	0.00	18.18
		MPK	245.00	245.00	210.00	0.00	16.67
		PSH	243.00	243.00	243.00	0.00	0.00
		MNG	243.00	243.00	243.00	0.00	0.00
		QTA	245.00	245.00	180.00	0.00	36.11
040. Other Cereal Flour							
2312001. BESAN	85 KG.	LAH	7795.00	5915.00	5255.00	31.78	48.33
		FAS	7400.00	6590.00	4887.50	12.29	51.41
		RAW	8775.00	6675.00	5362.50	31.46	63.64
		MUL	6900.00	6350.00	5075.00	8.66	35.96
		GUJ	6750.00	6500.00	5400.00	3.85	25.00
		SAR	7435.00	6800.00	5206.50	9.34	42.80
		SKT	7650.00	6600.00	5050.00	15.91	51.49

Contd.

7.10 Intercity Wholesale Prices of Selected Commodities

Group/Commodity/Item Specification	Unit	City	Prices (Rs.)			% Change in June, 2015 Over	
			June, 2015	May., 2015	June, 2014	May, 2015	June, 2014
		GJT	6750.00	6500.00	4857.00	3.85	38.97
		KSR	7845.00	6362.50	5300.00	23.30	48.02
		KAR	7437.50	6205.00	6035.00	19.86	23.24
		HYD	8742.00	7350.00	5250.00	18.94	66.51
		SKR	7650.00	7225.00	5550.00	5.88	37.84
		MPK	8500.00	8350.00	5950.00	1.80	42.86
		PSH	5650.00	5650.00	5570.00	0.00	1.44
		QTA	9340.00	9340.00	7350.00	0.00	27.07
041. Sugar Refined							
2352001. SUGAR REFINED(BAG)	50 KG.	LAH	3020.00	2810.00	2630.00	7.47	14.83
		FAS	2990.00	2850.00	2625.00	4.91	13.90
		RAW	3075.00	2937.50	2712.50	4.68	13.36
		MUL	2815.00	2815.00	2577.50	0.00	9.21
		GUJ	3080.00	2880.00	2650.00	6.94	16.23
		SKT	2970.00	2880.00	2630.00	3.13	12.93
		GJT	3070.00	2890.00	2640.00	6.23	16.29
		KAR	2775.00	2745.00	2525.00	1.09	9.90
		HYD	2940.00	2800.00	2525.00	5.00	16.44
		MPK	2920.00	2760.00	2520.00	5.80	15.87
		PSH	2850.00	2850.00	2650.00	0.00	7.55
		MNG	3015.00	2910.00	2612.50	3.61	15.41
		QTA	2960.00	2850.00	2570.00	3.86	15.18
2352002. GUR AVG. QLTY.	40 KG.	LAH	3010.00	2912.50	2550.00	3.35	18.04
		MUL	3100.00	2700.00	2350.00	14.81	31.91
		SAR	2550.00	2475.00	2400.00	3.03	6.25
		SKT	3100.00	3100.00	2650.00	0.00	16.98
		KSR	3010.00	2925.00	2450.00	2.91	22.86
		KAR	2660.00	2620.00	2640.00	1.53	0.76
		HYD	2400.00	2400.00	2350.00	0.00	2.13
		SKR	3000.00	2900.00	2500.00	3.45	20.00
		PSH	2710.00	2710.00	2850.00	0.00	-4.91
		MNG	3165.00	3000.00	3000.00	5.50	5.50
		QTA	3000.00	3000.00	3200.00	0.00	-6.25
042. Chocolate							
2366001. CHOCOLATE CANDY (NOW)	DOZ.	LAH	52.00	52.00	52.00	0.00	0.00
		RAW	54.50	54.50	54.50	0.00	0.00
		BPR	55.00	55.00	55.00	0.00	0.00
		KSR	52.00	52.00	52.00	0.00	0.00
		KAR	52.00	52.00	52.00	0.00	0.00
		PSH	51.00	51.00	51.00	0.00	0.00
		QTA	54.00	54.00	54.00	0.00	0.00
043. Sugar Confectionary							
2367001. TOFFEE (HILAL)	DOZ.	LAH	10.00	10.00	10.00	0.00	0.00
		RAW	20.00	10.00	10.00	100.00	100.00
		GUJ	10.00	10.00	10.00	0.00	0.00
		SKT	10.00	10.00	10.00	0.00	0.00
		BPR	10.97	10.97	10.97	0.00	0.00
		KSR	10.00	10.00	10.00	0.00	0.00
		KAR	10.00	10.00	10.00	0.00	0.00
		HYD	10.00	10.00	10.00	0.00	0.00
		LRK	15.00	10.50	10.50	42.86	42.86
		PSH	15.00	12.00	12.00	25.00	25.00
		QTA	10.00	10.00	10.00	0.00	0.00
044. Coffee & Tea							
2391301. TEA LIPTON YELLOW LABEL 200 G.PKT	06 PKT.	LAH	861.00	847.00	700.50	1.65	22.91
		FAS	857.89	821.05	681.58	4.49	25.87

Contd.

7.10 Intercity Wholesale Prices of Selected Commodities

Group/Commodity/Item Specification	Unit	City	Prices (Rs.)			% Change in June, 2015 Over			
			June, 2015	May, 2015	June, 2014	May, 2015	June, 2014		
2391302. TEA SUPREME 200 G. PKT.	06 PKT.	RAW	892.50	812.50	697.50	9.85	27.96		
		MUL	855.91	804.00	673.44	6.46	27.10		
		SKT	884.00	871.00	705.00	1.49	25.39		
		KAR	871.58	871.58	726.31	0.00	20.00		
		HYD	858.18	858.18	673.44	0.00	27.43		
		SKR	783.15	783.15	708.88	0.00	10.48		
		PSH	809.00	809.00	693.10	0.00	16.72		
		MNG	673.50	673.50	960.00	0.00	-29.84		
		QTA	870.00	786.00	720.00	10.69	20.83		
		LAH	830.00	740.00	682.74	12.16	21.57		
		FAS	768.42	715.78	578.94	7.35	32.73		
		RAW	722.50	722.50	643.50	0.00	12.28		
		MUL	702.00	702.00	570.72	0.00	23.00		
		SKT	631.58	707.00	720.00	-10.67	-12.28		
		KAR	720.00	720.00	618.95	0.00	16.33		
		HYD	719.25	719.25	570.72	0.00	26.03		
SKR	672.00	672.00	600.75	0.00	11.86				
PSH	666.00	666.00	588.00	0.00	13.27				
MNG	570.78	570.78	878.94	0.00	-35.06				
QTA	760.00	760.00	697.00	0.00	9.04				
2391303. TEA LOOSE	KG.	LAH	432.50	432.50	422.50	0.00	2.37		
		FAS	517.50	517.50	515.00	0.00	0.49		
		RAW	515.00	495.00	472.50	4.04	8.99		
		MUL	475.00	475.00	475.00	0.00	0.00		
		SKT	500.00	500.00	330.00	0.00	51.52		
		GJT	480.00	480.00	440.00	0.00	9.09		
		KAR	490.00	490.00	450.00	0.00	8.89		
		HYD	475.00	475.00	440.00	0.00	7.95		
		SKR	465.00	465.00	465.00	0.00	0.00		
		MPK	275.00	275.00	240.00	0.00	14.58		
		PSH	450.00	450.00	460.00	0.00	-2.17		
		MNG	480.00	480.00	450.00	0.00	6.67		
		QTA	410.00	410.00	410.00	0.00	0.00		
		LAH	734.00	734.00	642.00	0.00	14.33		
		FAS	747.36	747.36	563.15	0.00	32.71		
		RAW	732.50	732.50	592.50	0.00	23.63		
MUL	648.00	648.00	588.00	0.00	10.20				
KAR	789.47	789.47	663.16	0.00	19.05				
HYD	775.58	775.58	610.80	0.00	26.98				
PSH	736.00	736.00	661.00	0.00	11.35				
MNG	690.00	690.00	730.00	0.00	-5.48				
QTA	797.00	797.00	780.00	0.00	2.18				
045. Spices									
2392101. BLACK PEPPER 50 G.PKT.(NATIONAL)	EACH	LAH	90.24	90.24	88.90	0.00	1.51		
		RAW	88.00	88.00	88.00	0.00	0.00		
		MUL	86.89	86.89	86.89	0.00	0.00		
		SKT	86.89	86.89	80.00	0.00	8.61		
		KAR	92.00	92.00	92.00	0.00	0.00		
		HYD	96.00	96.00	96.00	0.00	0.00		
		MPK	69.25	69.25	69.25	0.00	0.00		
		PSH	87.00	87.00	87.00	0.00	0.00		
		MNG	90.00	90.00	65.00	0.00	38.46		
		QTA	86.00	86.00	69.00	0.00	24.64		
		2392201. RED CHILLIES(200 G PKT.NATIONAL)	EACH	LAH	95.00	95.00	95.00	0.00	0.00
				FAS	96.32	96.32	96.32	0.00	0.00
				RAW	96.50	96.50	96.50	0.00	0.00
				RAW	96.50	96.50	96.50	0.00	0.00

Contd.

7.10 Intercity Wholesale Prices of Selected Commodities

Group/Commodity/Item Specification	Unit	City	Prices (Rs.)			% Change in June, 2015 Over	
			June, 2015	May, 2015	June, 2014	May, 2015	June, 2014
		MUL	95.52	95.52	95.52	0.00	0.00
		SKT	95.52	95.52	115.00	0.00	-16.94
		KAR	100.00	100.00	100.00	0.00	0.00
		HYD	105.00	105.00	105.00	0.00	0.00
		MPK	96.50	96.50	96.50	0.00	0.00
		PSH	96.00	96.00	96.00	0.00	0.00
		MNG	106.00	105.00	105.00	0.95	0.95
		QTA	92.00	92.00	92.00	0.00	0.00
2392402. CORRIANDER PWD.200 G. PKT.NAT.	EACH	LAH	87.96	87.96	70.93	0.00	24.01
		FAS	88.78	88.78	70.78	0.00	25.43
		RAW	91.50	91.50	77.50	0.00	18.06
		MUL	96.32	96.32	67.02	0.00	43.72
		SKT	70.78	70.78	70.00	0.00	1.11
		KAR	84.00	84.00	84.00	0.00	0.00
		HYD	77.00	77.00	77.00	0.00	0.00
		MPK	68.41	68.41	68.41	0.00	0.00
		PSH	70.00	70.00	70.00	0.00	0.00
		MNG	70.00	70.00	70.00	0.00	0.00
		QTA	81.60	81.60	81.60	0.00	0.00
2392601. CLOVES	40 KG.	LAH	50500.00	50500.00	55500.00	0.00	-9.01
		RAW	46750.00	46750.00	44250.00	0.00	5.65
		MUL	51000.00	51000.00	57000.00	0.00	-10.53
		KAR	56300.00	56300.00	59000.00	0.00	-4.58
		HYD	55500.00	55500.00	54500.00	0.00	1.83
		MPK	48000.00	48000.00	54000.00	0.00	-11.11
		PSH	60000.00	60000.00	49000.00	0.00	22.45
		QTA	51000.00	51000.00	51000.00	0.00	0.00
046. Other Food Products							
2399401. VINEGAR SYNTHETIC (SIRKA)	DOZ.	LAH	720.00	720.00	720.00	0.00	0.00
		RAW	875.00	875.00	835.00	0.00	4.79
		KAR	545.00	545.00	430.00	0.00	26.74
		PSH	560.00	560.00	560.00	0.00	0.00
		QTA	900.00	900.00	786.00	0.00	14.50
2399901. TURMERIC POWDER(50 G.PKT.NATIONAL)	EACH	LAH	31.50	31.50	31.50	0.00	0.00
		FAS	31.96	31.96	31.96	0.00	0.00
		RAW	30.00	30.00	30.00	0.00	0.00
		MUL	31.69	31.69	31.69	0.00	0.00
		SKT	31.69	31.69	35.00	0.00	-9.46
		KAR	34.00	34.00	34.00	0.00	0.00
		HYD	35.00	35.00	35.00	0.00	0.00
		SKR	31.69	31.69	30.65	0.00	3.39
		MPK	32.00	32.00	32.00	0.00	0.00
		PSH	31.20	31.20	31.20	0.00	0.00
		MNG	32.50	32.50	30.00	0.00	8.33
		QTA	30.00	30.00	36.00	0.00	-16.67
047. Mineral Water							
2441001. MINERAL WATER NESTLE(1.5 LTR)	DOZ.	LAH	480.00	480.00	480.00	0.00	0.00
		FAS	440.00	440.00	440.00	0.00	0.00
		RAW	502.00	502.00	467.50	0.00	7.38
		MUL	504.00	504.00	460.00	0.00	9.57
		GUJ	450.00	450.00	450.00	0.00	0.00
		SKT	419.00	419.00	419.00	0.00	0.00
		KAR	456.00	456.00	456.00	0.00	0.00
		HYD	470.00	470.00	470.00	0.00	0.00
		SKR	480.00	480.00	480.00	0.00	0.00
		MPK	418.00	418.00	418.00	0.00	0.00

Contd.

7.10 Intercity Wholesale Prices of Selected Commodities

Group/Commodity/Item Specification	Unit	City	Prices (Rs.)			% Change in June, 2015 Over	
			June, 2015	May, 2015	June, 2014	May, 2015	June, 2014
		PSH	443.00	443.00	443.00	0.00	0.00
		QTA	528.00	528.00	528.00	0.00	0.00
048. Beverages							
2449001. COCA COLA(CRATE OF 24 BOTTLES)	EACH	LAH	442.00	442.00	442.00	0.00	0.00
		FAS	445.00	445.00	445.00	0.00	0.00
		RAW	382.50	382.50	382.50	0.00	0.00
		MUL	403.00	403.00	403.00	0.00	0.00
		SKT	444.00	444.00	323.00	0.00	37.46
		GJT	444.00	444.00	444.00	0.00	0.00
		KAR	444.00	444.00	444.00	0.00	0.00
		HYD	444.00	444.00	444.00	0.00	0.00
		SKR	432.00	432.00	432.00	0.00	0.00
		MPK	390.00	390.00	390.00	0.00	0.00
		PSH	445.00	445.00	430.00	0.00	3.49
		BNU	475.00	475.00	475.00	0.00	0.00
		MNG	430.00	430.00	395.00	0.00	8.86
		QTA	480.00	480.00	360.00	0.00	33.33
2449002. SEVEN UP (CRATE OF 24 BOTTLES)	EACH	LAH	442.00	442.00	442.00	0.00	0.00
		FAS	445.00	445.00	445.00	0.00	0.00
		RAW	382.50	382.50	382.50	0.00	0.00
		MUL	403.00	403.00	403.00	0.00	0.00
		SKT	444.00	444.00	323.00	0.00	37.46
		GJT	444.00	444.00	444.00	0.00	0.00
		KAR	444.00	444.00	444.00	0.00	0.00
		HYD	444.00	444.00	444.00	0.00	0.00
		SKR	432.00	432.00	432.00	0.00	0.00
		MPK	390.00	390.00	390.00	0.00	0.00
		PSH	445.00	445.00	430.00	0.00	3.49
		BNU	475.00	475.00	475.00	0.00	0.00
		MNG	420.00	420.00	395.00	0.00	6.33
		QTA	480.00	480.00	360.00	0.00	33.33
2449003. MAKKA COLA (CRATE OF 24 BOTTLES)	EACH	MUL	280.00	280.00	280.00	0.00	0.00
		GUJ	280.00	280.00	280.00	0.00	0.00
		SKT	270.00	270.00	270.00	0.00	0.00
		PSH	410.00	410.00	410.00	0.00	0.00
		BNU	322.00	322.00	322.00	0.00	0.00
		MNG	322.00	322.00	322.00	0.00	0.00
2449004. PEPSI COLA (CRATE OF 24 BOTTLES)	EACH	LAH	442.00	442.00	442.00	0.00	0.00
		FAS	445.00	445.00	445.00	0.00	0.00
		RAW	382.50	382.50	382.50	0.00	0.00
		MUL	403.00	403.00	403.00	0.00	0.00
		SKT	444.00	444.00	394.00	0.00	12.69
		GJT	444.00	444.00	444.00	0.00	0.00
		KAR	444.00	444.00	444.00	0.00	0.00
		HYD	444.00	444.00	384.00	0.00	15.63
		SKR	432.00	432.00	432.00	0.00	0.00
		PSH	445.00	445.00	430.00	0.00	3.49
		BNU	475.00	475.00	475.00	0.00	0.00
		MNG	420.00	420.00	395.00	0.00	6.33
		QTA	450.00	450.00	408.00	0.00	10.29
049. Tobacco Products							
2502001. CIGARETTES K-2 10'S (FILTER)	1000	KAR	2600.00	2125.00	2125.00	22.35	22.35
2502002. CIGARETTES MELBOURNE	1000	KAR	2850.00	2300.00	2300.00	23.91	23.91
2502003. CIGARETTES CAPSTAN LSFT 10 SS	1000	KAR	2850.00	2300.00	2300.00	23.91	23.91
2502004. CIGARETTES GOLD LEAF (KSFT) 20	1000	KAR	5500.00	4750.00	4750.00	15.79	15.79

Contd.

7.10 Intercity Wholesale Prices of Selected Commodities

Group/Commodity/Item Specification	Unit	City	Prices (Rs.)			% Change in June, 2015 Over	
			June, 2015	May, 2015	June, 2014	May, 2015	June, 2014
3b) Textiles & Apparels							
050. Cotton Yarn							
2636001. COTTON YARN 10/1 POPULAR FIBER	10 LB.	KAR	710.00	700.00	925.00	1.43	-23.24
2636002. COTTON YARN 16/1 MGM	10 LB.	KAR	980.00	980.00	1180.00	0.00	-16.95
2636003. COTTON YARN 21/1 SURIYA TEXTILE	10 LB.	KAR	1080.00	1080.00	1250.00	0.00	-13.60
2636004. COTTON YARN 42/1 ABDULLAH TEXTILE	10 LB.	KAR	1600.00	1600.00	1600.00	0.00	0.00
2636005. COTTON YARN 20/2 BAJWA	10 LB.	KAR	1120.00	1120.00	1300.00	0.00	-13.85
051. Nylon Yarn							
2643001. NYLON YARN RUPALI(PAK)50/72/00	LB.	KAR	95.00	95.00	108.00	0.00	-12.04
2643002. NYLON YARN GRATON 50/36/00FLAT	LB.	KAR	77.00	77.00	86.00	0.00	-10.47
2643003. NYLON YARN GRATON 75/48/0 DTY	LB.	KAR	103.00	103.00	103.00	0.00	0.00
052. Blended Yarn							
2645001. BLND.YARN 30/1 A.A TEX.Z.TW PVC	LB.	KAR	136.00	133.00	137.50	2.26	-1.09
2645002. BLND.YARN 40/1 SANA	LB.	KAR	151.00	151.00	151.00	0.00	0.00
2645003. BLND.YARN 60/1 PP AGAR	LB.	KAR	124.00	124.00	124.00	0.00	0.00
2645004. BLND.YARN 30/1 A.A TEX.COMBED	LB.	KAR	133.00	121.00	141.50	9.92	-6.01
2645005. BLND.YARN 40/1 A.A. TEXTILE	LB.	KAR	143.00	143.00	143.00	0.00	0.00
053. Woven Fabrics							
2654001. LIGHT WEIGHT WORSTED (L.PUR)	MTR.	LAH	925.00	925.00	555.00	0.00	66.67
		RAW	1037.50	1037.50	1037.50	0.00	0.00
		KAR	1475.00	1475.00	1380.00	0.00	6.88
2654002. HEAVY WEIGHT SUITING (L.PUR)	MTR.	LAH	1575.00	1575.00	875.00	0.00	80.00
		RAW	1325.00	1325.00	1325.00	0.00	0.00
		KAR	2250.00	2250.00	1930.00	0.00	16.58
2654003. TWEED (LAWRENCEPUR)	MTR.	LAH	925.00	925.00	777.50	0.00	18.97
		RAW	1125.00	1125.00	1125.00	0.00	0.00
		KAR	1800.00	1800.00	1610.00	0.00	11.80
2654004. WORSTED (LAWRENCEPUR)	MTR.	LAH	975.00	975.00	790.00	0.00	23.42
		RAW	1175.00	1175.00	1175.00	0.00	0.00
		KAR	1750.00	1750.00	1620.00	0.00	8.02
054. Cotton Fabrics							
2662001. LATHA GUL AHMED 90000 SUP. QLTY.	40 MTR.	LAH	7900.00	7900.00	7900.00	0.00	0.00
		FAS	8550.00	8550.00	8550.00	0.00	0.00
		RAW	5450.00	5450.00	5225.00	0.00	4.31
		MUL	8095.00	8095.00	8095.00	0.00	0.00
		KAR	8500.00	8500.00	8300.00	0.00	2.41
		HYD	7000.00	7000.00	7000.00	0.00	0.00
2662002. LATHA PRESIDENT SUP. QLTY.	40 MTR.	LAH	3450.00	3450.00	3450.00	0.00	0.00
		MUL	7140.00	7140.00	7140.00	0.00	0.00
		KAR	3682.50	3682.50	3682.50	0.00	0.00
2662003. LATHA MAST QALANDER SUP. QLTY.	40 MTR.	MUL	4920.00	4920.00	4920.00	0.00	0.00
		KAR	2810.00	2810.00	2810.00	0.00	0.00
2662004. LATHA MUGHAL-E-AZAM SUP. QLTY.	40 MTR.	LAH	3650.00	3650.00	3650.00	0.00	0.00
		FAS	5650.00	5650.00	5650.00	0.00	0.00
		RAW	5375.00	5375.00	5150.00	0.00	4.37
		MUL	5880.00	5880.00	5880.00	0.00	0.00
		KAR	5300.00	5300.00	4100.00	0.00	29.27
		HYD	6000.00	6000.00	4500.00	0.00	33.33
055. Other Fabrics							
2669001. LAWN AVG. QLTY.	MTR.	LAH	75.50	75.50	75.50	0.00	0.00
		FAS	92.50	92.50	92.50	0.00	0.00
		RAW	117.50	117.50	117.50	0.00	0.00
		MUL	125.00	125.00	125.00	0.00	0.00
		KAR	125.00	125.00	115.00	0.00	8.70
		HYD	120.00	120.00	100.00	0.00	20.00
		SKR	70.00	70.00	70.00	0.00	0.00

Contd.

7.10 Intercity Wholesale Prices of Selected Commodities

Group/Commodity/Item Specification	Unit	City	Prices (Rs.)			% Change in June, 2015 Over	
			June, 2015	May, 2015	June, 2014	May, 2015	June, 2014
2669002. LAWN SUP. QLTY.	MTR.	QTA	130.00	130.00	130.00	0.00	0.00
		LAH	177.50	177.50	177.50	0.00	0.00
		FAS	230.00	230.00	230.00	0.00	0.00
		RAW	205.00	205.00	195.00	0.00	5.13
		MUL	190.00	190.00	190.00	0.00	0.00
2669003. GREY CLOTH 52"	MTR.	KAR	240.00	240.00	225.00	0.00	6.67
		QTA	152.50	152.50	152.50	0.00	0.00
		LAH	45.00	45.00	39.50	0.00	13.92
		FAS	62.50	62.50	58.50	0.00	6.84
		RAW	41.00	41.00	41.00	0.00	0.00
2669004. GREY CLOTH 98"	MTR.	MUL	117.50	117.50	90.00	0.00	30.56
		KAR	69.50	69.50	67.50	0.00	2.96
		LRK	105.00	105.00	105.00	0.00	0.00
		LAH	76.50	76.50	59.50	0.00	28.57
		FAS	122.50	122.50	115.00	0.00	6.52
2669005. DRILL DYED	MTR.	KAR	130.00	130.00	125.00	0.00	4.00
		LAH	75.50	75.50	54.50	0.00	38.53
		FAS	105.00	105.00	105.00	0.00	0.00
		RAW	32.50	32.50	32.50	0.00	0.00
		KAR	112.50	112.50	105.00	0.00	7.14
		QTA	68.00	68.00	55.00	0.00	23.64
056. Silk & Reyon Fabrics							
2679001. KT. SHIRTING AL-KARAM SUP. QLTY.	MTR.	LAH	82.50	82.50	64.50	0.00	27.91
		RAW	127.50	127.50	117.50	0.00	8.51
		KAR	125.00	125.00	105.00	0.00	19.05
2679002. KT. SHIRTING TOYOBO SUP. QLTY.	MTR.	FAS	212.50	212.50	212.50	0.00	0.00
		RAW	127.50	127.50	117.50	0.00	8.51
		MUL	85.00	85.00	85.00	0.00	0.00
		KAR	87.50	87.50	72.50	0.00	20.69
		QTA	73.00	73.00	73.00	0.00	0.00
2679003. WOOLY FLAT	MTR.	LAH	47.50	47.50	30.50	0.00	55.74
		KAR	39.00	39.00	39.00	0.00	0.00
		QTA	62.50	62.50	62.50	0.00	0.00
2679004. SILK AVG. QLTY.	MTR.	LAH	59.00	59.00	49.00	0.00	20.41
		RAW	47.50	47.50	47.50	0.00	0.00
		MUL	95.00	95.00	95.00	0.00	0.00
		KAR	41.00	41.00	41.00	0.00	0.00
		SKR	35.00	35.00	35.00	0.00	0.00
		QTA	55.00	55.00	55.00	0.00	0.00
2679005. SILK SUP. QLTY.	MTR.	LAH	85.50	85.50	74.50	0.00	14.77
		FAS	237.50	237.50	237.50	0.00	0.00
		RAW	77.50	77.50	77.50	0.00	0.00
		QTA	75.00	75.00	75.00	0.00	0.00
2679006. LINEN STAR MILL KARACHI	MTR.	LAH	116.50	116.50	97.50	0.00	19.49
		KAR	107.50	107.50	97.50	0.00	10.26
		QTA	92.00	92.00	78.00	0.00	17.95
057. Towels							
2684001. TOWEL MED SIZE AVG. QLTY.	DOZ.	LAH	1725.00	1725.00	1550.00	0.00	11.29
		FAS	1650.00	1650.00	1650.00	0.00	0.00
		KSR	1725.00	1725.00	1550.00	0.00	11.29
		KAR	2300.00	2220.00	2040.00	3.60	12.75
		SKR	2040.00	2040.00	1800.00	0.00	13.33
		PSH	2400.00	2400.00	2200.00	0.00	9.09
		QTA	1620.00	1620.00	1410.00	0.00	14.89

Contd.

7.10 Intercity Wholesale Prices of Selected Commodities

Group/Commodity/Item Specification	Unit	City	Prices (Rs.)			% Change in June, 2015 Over	
			June, 2015	May, 2015	June, 2014	May, 2015	June, 2014
058. Blankets							
2711001. BLANKET MOONLITE SINGLE	EACH	LAH	2400.00	2400.00	2400.00	0.00	0.00
		RAW	2975.00	2975.00	2725.00	0.00	9.17
		KAR	2150.00	2150.00	1830.00	0.00	17.49
2711002. BLANKET MOONLITE DOUBLE	EACH	LAH	3000.00	3000.00	3000.00	0.00	0.00
		RAW	3325.00	3325.00	3125.00	0.00	6.40
		KAR	2650.00	2650.00	2335.00	0.00	13.49
059. Bed Sheets							
2712001. BED SHEET COTTON SINGLE AVG. QLTY.	DOZ.	LAH	3250.00	3250.00	3250.00	0.00	0.00
		FAS	4300.00	4300.00	4300.00	0.00	0.00
		KAR	4350.00	4350.00	3750.00	0.00	16.00
		SKR	3960.00	3960.00	3600.00	0.00	10.00
		PSH	4800.00	4800.00	4800.00	0.00	0.00
2712002. BED SHEET COTTON DOUBLE AVG. QLTY.	DOZ.	QTA	3600.00	3600.00	2750.00	0.00	30.91
		LAH	5650.00	5650.00	5650.00	0.00	0.00
		FAS	4900.00	4900.00	4900.00	0.00	0.00
		KAR	6750.00	6750.00	5700.00	0.00	18.42
		SKR	7800.00	7800.00	7800.00	0.00	0.00
		PSH	9600.00	9600.00	9600.00	0.00	0.00
		QTA	4250.00	4250.00	4250.00	0.00	0.00
060. Quilts							
2718001. READY MADE QUILT	EACH	LAH	875.00	875.00	750.00	0.00	16.67
		RAW	775.00	775.00	737.50	0.00	5.08
		KAR	1075.00	1075.00	760.00	0.00	41.45
		PSH	925.00	925.00	875.00	0.00	5.71
		QTA	600.00	600.00	600.00	0.00	0.00
061. Woolen Carpets							
2721001. WOOLEN CARPET	SQ.FT.	LAH	60.00	60.00	44.50	0.00	34.83
		KAR	51.00	51.00	51.00	0.00	0.00
062. Synthetic Carpets							
2729001. SYNTHETIC CARPET	SQ.FT.	LAH	32.50	32.50	21.50	0.00	51.16
		RAW	24.50	24.50	23.50	0.00	4.26
		KAR	45.50	45.50	45.50	0.00	0.00
		QTA	46.50	46.50	46.50	0.00	0.00
063. Hosiery Products							
2821001. UNDER WEAR MED. SIZE AVG. QLTY.	DOZ.	LAH	1125.00	1125.00	975.00	0.00	15.38
		FAS	780.00	780.00	780.00	0.00	0.00
		RAW	1875.00	1875.00	1712.50	0.00	9.49
		KAR	1000.00	870.00	798.00	14.94	25.31
		SKR	890.00	890.00	780.00	0.00	14.10
		PSH	1440.00	1440.00	1050.00	0.00	37.14
		QTA	420.00	420.00	420.00	0.00	0.00
2821002. VEST (BANYAN)MED. SIZE AVG. QLTY.	DOZ.	LAH	1175.00	1175.00	1025.00	0.00	14.63
		FAS	900.00	900.00	900.00	0.00	0.00
		RAW	1875.00	1875.00	1712.50	0.00	9.49
		KAR	1030.00	888.00	804.00	15.99	28.11
		SKR	1322.50	1322.50	1322.50	0.00	0.00
		PSH	1190.00	1190.00	1150.00	0.00	3.48
		QTA	720.00	720.00	720.00	0.00	0.00
2821003. SOCKS NYLON MIXED GENTS SUP. QLTY.	DOZ.	LAH	1125.00	1125.00	1075.00	0.00	4.65
		FAS	710.00	710.00	710.00	0.00	0.00
		RAW	812.50	812.50	812.50	0.00	0.00
		KAR	798.00	798.00	660.00	0.00	20.91
		SKR	860.00	860.00	860.00	0.00	0.00
		PSH	840.00	840.00	840.00	0.00	0.00
		QTA	620.00	620.00	620.00	0.00	0.00

Contd.

7.10 Intercity Wholesale Prices of Selected Commodities

Group/Commodity/Item Specification	Unit	City	Prices (Rs.)			% Change in June, 2015 Over	
			June, 2015	May, 2015	June, 2014	May, 2015	June, 2014
2821004. SOCKS COTTON GENTS AVG. QLTY.	DOZ.	LAH	750.00	750.00	625.00	0.00	20.00
		FAS	510.00	510.00	510.00	0.00	0.00
		KAR	650.00	630.00	612.50	3.17	6.12
064. Readymade Garments							
2823101. PANTS GENTS (W&W) AVG. QLTY.	DOZ.	LAH	4250.00	4250.00	3575.00	0.00	18.88
		RAW	7250.00	6950.00	6350.00	4.32	14.17
		KAR	5100.00	5100.00	5100.00	0.00	0.00
2823102. SHORT	DOZ.	LAH	1250.00	1250.00	955.00	0.00	30.89
		KAR	1260.00	1260.00	1260.00	0.00	0.00
		HYD	2400.00	2400.00	2000.00	0.00	20.00
2823103. AWAMI SUIT(W&W) AVG. QLTY.	DOZ.	LAH	9000.00	9000.00	4525.00	0.00	98.90
		RAW	12750.00	11250.00	10250.00	13.33	24.39
		KAR	6700.00	8100.00	8100.00	-17.28	-17.28
		QTA	5400.00	5400.00	4800.00	0.00	12.50
2823201. SHIRT GENTS (W&W) AVG. QLTY.	DOZ.	LAH	3225.00	3225.00	3225.00	0.00	0.00
		RAW	4275.00	4125.00	3825.00	3.64	11.76
		KAR	4050.00	4050.00	4050.00	0.00	0.00
2823301. GIRL'S FROCK (W&W)	DOZ.	LAH	8750.00	8750.00	6650.00	0.00	31.58
		RAW	11100.00	9350.00	8100.00	18.72	37.04
		KAR	6740.00	6450.00	6150.00	4.50	9.59
3c) Leather Products							
065. Leather Without Hair							
2912001. SOLE LEATHER 5 MM GR-1	KG.	SAH	650.00	700.00	700.00	-7.14	-7.14
		KSR	425.00	425.00	425.00	0.00	0.00
2912002. SOLE LEATHER 4.5 MM GR-1	KG.	SAH	675.00	725.00	750.00	-6.90	-10.00
		KSR	490.00	490.00	490.00	0.00	0.00
2912003. SOLE LEATHER 4 MM GR-1	KG.	SAH	700.00	750.00	750.00	-6.67	-6.67
		KSR	510.00	510.00	510.00	0.00	0.00
066. Other Leather N.E.C							
2913001. CHROME LEATHER COW ANALINE GR-I	DM.	SAH	19.37	21.52	35.00	-9.99	-44.66
		KSR	21.00	21.00	25.00	0.00	-16.00
2913002. CHROME LEATHER COW ANALINE GR-II	DM.	SAH	18.29	20.45	34.00	-10.56	-46.21
		KSR	18.22	19.00	22.00	-4.11	-17.18
2913003. CHROME LEATHER BUFF CALF (SUP)	DM.	SAH	17.22	17.76	30.00	-3.04	-42.60
		KSR	17.00	17.00	20.00	0.00	-15.00
2913004. CHROME LEATHER BUFF CALF (B)	DM.	SAH	15.60	16.14	20.00	-3.35	-22.00
		KSR	15.00	15.00	17.00	0.00	-11.76
067. Footwears							
2933001. GENTS SHOES PAUL BATA	PAIR	LAH	818.23	818.23	818.23	0.00	0.00
2933002. GENTS SANDAL BATA	PAIR	LAH	572.51	572.51	572.51	0.00	0.00
2933003. GENTS SLATE CHAPPAL BATA	PAIR	LAH	110.08	110.08	110.08	0.00	0.00
2933004. LADIES SANDAL BATA (EMOZIAN)	PAIR	LAH	490.61	490.61	490.61	0.00	0.00
2933005. LADIES SPOUNG CHAPPAL BATA(TROPICAL)	PAIR	LAH	109.52	109.52	109.52	0.00	0.00
2933006. CHILD SHOE POWER LIFE BATA	PAIR	LAH	285.85	285.85	285.85	0.00	0.00
2933007. GENTS SHOES ART 1109 SERVIS	PAIR	LAH	477.00	477.00	477.00	0.00	0.00
2933008. CHEETAH 50 SIZE 3.5	PAIR	LAH	679.00	679.00	679.00	0.00	0.00
2933009. SERVIS SHOES WOMEN	PAIR	LAH	370.00	370.00	370.00	0.00	0.00
2933010. SERVIS SHOES CHILDREN	PAIR	LAH	257.00	257.00	257.00	0.00	0.00
4. Other Transportable Goods							
068. Timber							
3131001. TIMBER SHEESHAM	CMT.	LAH	59151.00	59151.00	52089.00	0.00	13.56
		RAW	64449.50	64449.50	59152.00	0.00	8.96
		KAR	54230.00	51965.00	45425.00	4.36	19.38
		PSH	42378.00	42378.00	42378.00	0.00	0.00
		QTA	55582.00	55582.00	43200.00	0.00	28.66

Contd.

7.10 Intercity Wholesale Prices of Selected Commodities

Group/Commodity/Item Specification	Unit	City	Prices (Rs.)			% Change in June, 2015 Over	
			June, 2015	May, 2015	June, 2014	May, 2015	June, 2014
3131002. TIMBER KERUING PINE WOOD	CMT.	RAW	62683.50	62683.50	62683.50	0.00	0.00
		KAR	53822.50	53412.50	46900.00	0.77	14.76
3131003. TIMBER PERTAL	CMT.	LAH	38845.50	38845.50	30000.00	0.00	29.49
		RAW	48558.00	48558.00	48558.00	0.00	0.00
		KAR	38997.50	38404.00	34700.00	1.55	12.38
		PSH	52372.00	52372.00	52372.00	0.00	0.00
		QTA	31050.00	31050.00	31050.00	0.00	0.00
3131004. TIMBER CHIR	CMT.	LAH	32665.50	32665.50	22000.00	0.00	48.48
		RAW	43260.50	43260.50	43260.50	0.00	0.00
		KAR	31200.00	30458.00	26350.00	2.44	18.41
3131005. TIMBER DEODAR	CMT.	RAW	97998.00	97998.00	97998.00	0.00	0.00
		KAR	99390.00	97996.50	90950.00	1.42	9.28
		PSH	95358.00	95358.00	95358.00	0.00	0.00
		QTA	88000.00	88000.00	76950.00	0.00	14.36
3131006. TIMBER TEAK WOOD	CMT.	LAH	143021.50	143021.50	110000.00	0.00	30.02
		KAR	122243.00	115653.00	108300.00	5.70	12.87
069. Printing Paper							
3212901. OFFSET PAPER FLYING FINISH	KG.	KAR	78.00	78.00	90.00	0.00	-13.33
3212902. ART PAPER "LEYKAM"/CHINA	KG.	KAR	115.00	115.00	115.00	0.00	0.00
3212903. PRINTING PAPER ROYAL CENTURY	KG.	KAR	90.00	90.00	90.00	0.00	0.00
3212904. PHOTOSTAT PAPER 210X297 A-4(80GM)	KG.	KAR	365.00	365.00	370.00	0.00	-1.35
070. Hard Board							
3213301. KRAFT LINES BOARD (BRAZIL-125)	KG.	KAR	95.00	95.00	110.00	0.00	-13.64
071. Coke							
3310001. COKE	MT.	KAR	60000.00	60000.00	60000.00	0.00	0.00
072. Motor Spirit							
3331001. MOTOR SPRIT 87 RON	LTR.	KAR	77.73	74.23	107.91	4.72	-27.97
073. Diesel Oil							
3333001. DIESEL OIL LIGHT SPEED (BULK)	LTR.	KAR	61.44	57.87	94.06	6.17	-34.68
3333002. DIESEL OIL HIGH SPEED(BULK)	LTR.	KAR	87.06	83.55	109.28	4.20	-20.33
074. Kerosine Oil							
3334001. KEROSENE OIL	LTR.	KAR	67.01	67.01	107.86	0.00	-37.87
075. Furnace Oil							
3337001. HIGH SULPHUR FURNACE OIL(HSFO)	MT.	KAR	42699.00	41447.50	62501.50	3.02	-31.68
076. Mobil Oil							
3338001. HAVOLINE MOBIL OIL PETROL ENGN.	4 LTR.	FAS	1950.00	1950.00	1950.00	0.00	0.00
		RAW	1962.50	1937.50	1987.50	1.29	-1.26
		MUL	1780.00	1780.00	1780.00	0.00	0.00
		GJT	1790.00	1790.00	1660.00	0.00	7.83
		KAR	2157.00	2157.00	2157.00	0.00	0.00
		PSH	1640.00	1640.00	1640.00	0.00	0.00
		QTA	1670.00	1670.00	1670.00	0.00	0.00
3338002. HAVOLINE MOBIL OIL CNG ENGN.	4 LTR.	FAS	1600.00	1600.00	1600.00	0.00	0.00
		RAW	1937.50	1912.50	1962.50	1.31	-1.27
		MUL	1830.00	1830.00	1830.00	0.00	0.00
		GJT	1835.00	1835.00	1835.00	0.00	0.00
		KAR	1833.00	1833.00	1833.00	0.00	0.00
		PSH	1670.00	1670.00	1680.00	0.00	-0.60
		QTA	1725.00	1725.00	1685.00	0.00	2.37
077. Chemicals							
3414001. STEARIC ACID	LB.	LAH	155.00	155.00	100.00	0.00	55.00
		KAR	102.50	102.50	102.50	0.00	0.00
3414002. ACETIC ACID	LB.	LAH	100.00	100.00	80.00	0.00	25.00
		KAR	53.00	53.00	55.50	0.00	-4.50
		PSH	54.00	54.00	60.00	0.00	-10.00
		QTA	54.00	54.00	60.00	0.00	-10.00

Contd.

7.10 Intercity Wholesale Prices of Selected Commodities

Group/Commodity/Item Specification	Unit	City	Prices (Rs.)			% Change in June, 2015 Over	
			June, 2015	May, 2015	June, 2014	May, 2015	June, 2014
3414003. TARTARIC POWDER	50 KG.	LAH	18500.00	18500.00	17000.00	0.00	8.82
		KAR	11000.00	11000.00	10000.00	0.00	10.00
3414004. CITRIC ACID	50 KG.	LAH	6000.00	6000.00	6500.00	0.00	-7.69
		KAR	6125.00	6125.00	6250.00	0.00	-2.00
		PSH	5700.00	5700.00	7010.00	0.00	-18.69
3414005. CHINA CLAY	M.T.	KAR	52000.00	52000.00	50000.00	0.00	4.00
3414006. BLEACHING POWDER	50 KG.	LAH	2600.00	2600.00	2500.00	0.00	4.00
		KSR	2675.00	2675.00	2900.00	0.00	-7.76
		KAR	2275.00	2275.00	1550.00	0.00	46.77
		PSH	2700.00	2700.00	2200.00	0.00	22.73
3414007. GLUCOSE POWDER	50 KG.	LAH	5000.00	5000.00	5000.00	0.00	0.00
		KAR	5375.00	5375.00	5200.00	0.00	3.37
		PSH	5200.00	5200.00	5000.00	0.00	4.00
3422001. ZINC OXIDE	50 KG.	LAH	20000.00	20000.00	19000.00	0.00	5.26
		PSH	15000.00	15000.00	16100.00	0.00	-6.83
3423101. CAUSTIC SODA	50 KG.	LAH	3700.00	3700.00	3900.00	0.00	-5.13
		KSR	3725.00	3725.00	3900.00	0.00	-4.49
		KAR	3800.00	3800.00	4000.00	0.00	-5.00
		PSH	3700.00	3700.00	5000.00	0.00	-26.00
3423102. SULPHURIC ACID	100 KG.	LAH	2500.00	2500.00	2500.00	0.00	0.00
		KAR	2300.00	2300.00	2400.00	0.00	-4.17
		PSH	2000.00	2000.00	2200.00	0.00	-9.09
3423103. MERCURY	KG.	LAH	13000.00	13000.00	16000.00	0.00	-18.75
		KAR	14000.00	14000.00	16000.00	0.00	-12.50
		PSH	11000.00	11000.00	15000.00	0.00	-26.67
3424001. SODA ASH LIGHT 80 KG. BAG	BAG	LAH	3500.00	3500.00	3800.00	0.00	-7.89
		KSR	3550.00	3550.00	3725.00	0.00	-4.70
		KAR	3360.00	3360.00	3360.00	0.00	0.00
		PSH	3360.00	3360.00	3520.00	0.00	-4.55
3424002. SODIUM BI- CARBONATE.	50 KG.	LAH	2500.00	2500.00	2250.00	0.00	11.11
		KAR	2500.00	2500.00	2750.00	0.00	-9.09
		PSH	2320.00	2320.00	2200.00	0.00	5.45
3424003. SALT EPSUM	100 KG.	LAH	1500.00	1500.00	1600.00	0.00	-6.25
		KAR	1600.00	1600.00	1900.00	0.00	-15.79
		PSH	2600.00	2600.00	1800.00	0.00	44.44
078. Dyeing Material							
3431001. DYES RED B-BASE	LB.	KAR	270.00	270.00	250.00	0.00	8.00
3431002. DYES ORITEX JAPAN RED HR-2.	LB.	KAR	225.00	225.00	225.00	0.00	0.00
3431003. DYED REACTIVE VIOLET H-3R	LB.	KAR	250.00	250.00	250.00	0.00	0.00
079. Fertilizers							
3461101. SONA UREA	MT.	LAH	37000.00	37000.00	36500.00	0.00	1.37
		FAS	38000.00	37600.00	37400.00	1.06	1.60
		MUL	37000.00	36600.00	36600.00	1.09	1.09
		PSH	37600.00	37600.00	37000.00	0.00	1.62
3461102. KISAN UREA	MT.	LAH	37000.00	37000.00	36500.00	0.00	1.37
		FAS	37400.00	37200.00	35200.00	0.54	6.25
		MUL	36000.00	36000.00	36000.00	0.00	0.00
		GUJ	34500.00	34400.00	35000.00	0.29	-1.43
		PSH	36000.00	36000.00	36500.00	0.00	-1.37
3461401. CALCIUM AMMONIUM NITRATE	MT.	LAH	32500.00	32500.00	31000.00	0.00	4.84
		FAS	32000.00	32000.00	31000.00	0.00	3.23
		MUL	30400.00	30600.00	30000.00	-0.65	1.33
		GUJ	32000.00	32000.00	30000.00	0.00	6.67
		PSH	31000.00	31000.00	31000.00	0.00	0.00
3462101. SINGLE SUPPER PHOSPHATE (GR) 18PC	MT.	LAH	20000.00	20000.00	20000.00	0.00	0.00
		FAS	20000.00	20000.00	18000.00	0.00	11.11

Contd.

7.10 Intercity Wholesale Prices of Selected Commodities

Group/Commodity/Item Specification	Unit	City	Prices (Rs.)			% Change in June, 2015 Over	
			June, 2015	May, 2015	June, 2014	May, 2015	June, 2014
		MUL	18600.00	18600.00	20600.00	0.00	-9.71
		GUJ	19000.00	19000.00	18000.00	0.00	5.56
		PSH	20000.00	20000.00	20000.00	0.00	0.00
3462102. SINGLE SUPER PHOSPHATE (PD) 18PC	MT.	LAH	21000.00	21000.00	21000.00	0.00	0.00
		FAS	21950.00	21950.00	21950.00	0.00	0.00
		MUL	21900.00	21900.00	21900.00	0.00	0.00
		GUJ	22000.00	22000.00	22000.00	0.00	0.00
		PSH	25100.00	25100.00	25100.00	0.00	0.00
3462103. TRIPLE SUPER PHOSPHATE (GR)	MT.	LAH	61750.00	61750.00	61750.00	0.00	0.00
		FAS	61850.00	61850.00	61850.00	0.00	0.00
		MUL	62050.00	62050.00	62050.00	0.00	0.00
		GUJ	66000.00	66000.00	66000.00	0.00	0.00
		PSH	60000.00	60000.00	60000.00	0.00	0.00
3463201. SULPHATE OF POTASH	MT.	LAH	103000.00	103000.00	97000.00	0.00	6.19
		MUL	83600.00	83600.00	83600.00	0.00	0.00
		KSR	103000.00	103000.00	97000.00	0.00	6.19
3464101. NITRO PHOSPHATE	MT.	LAH	50500.00	50500.00	48800.00	0.00	3.48
		FAS	52000.00	52000.00	52000.00	0.00	0.00
		MUL	50000.00	50600.00	50000.00	-1.19	0.00
		GUJ	54000.00	54000.00	50000.00	0.00	8.00
		PSH	52000.00	52000.00	50000.00	0.00	4.00
3464201. DIA-AMMONIUM PHOSPHATE	MT.	LAH	75000.00	75000.00	73000.00	0.00	2.74
		FAS	74000.00	74000.00	70000.00	0.00	5.71
		MUL	73500.00	73600.00	69600.00	-0.14	5.60
		GUJ	75000.00	75000.00	69000.00	0.00	8.70
		PSH	73000.00	73000.00	70000.00	0.00	4.29
3464401. NITROGEN PHOSPHATE AND POTACIUM(NPK)	MT.	LAH	62000.00	62000.00	63000.00	0.00	-1.59
		GUJ	62000.00	62000.00	57000.00	0.00	8.77
		SAR	59600.00	60000.00	58860.00	-0.67	1.26
		HYD	61680.00	61680.00	61680.00	0.00	0.00
080. Pesticides							
3466101. THIODAN 35 EC(AGRICULTURE) 1 LTR	BOTTLE	LAH	580.00	580.00	580.00	0.00	0.00
		FAS	1050.00	1050.00	1050.00	0.00	0.00
		MUL	1200.00	1200.00	850.00	0.00	41.18
		SAR	875.00	875.00	875.00	0.00	0.00
		GJT	500.00	500.00	500.00	0.00	0.00
		HYD	750.00	750.00	750.00	0.00	0.00
		MPK	600.00	600.00	600.00	0.00	0.00
3466102. DURSBAN TC(TERMICIDE CONC.)	BOTTLE	LAH	1050.00	1050.00	1050.00	0.00	0.00
		FAS	1265.00	1265.00	1265.00	0.00	0.00
		MUL	1550.00	1550.00	1550.00	0.00	0.00
		SAR	1000.00	1000.00	1000.00	0.00	0.00
3466103. SANSABZ (VEGETABLES) 1 LTR.	BOTTLE	LAH	210.00	210.00	210.00	0.00	0.00
		FAS	360.00	360.00	360.00	0.00	0.00
		MUL	700.00	600.00	600.00	16.67	16.67
		SAR	250.00	250.00	250.00	0.00	0.00
		GJT	500.00	500.00	400.00	0.00	25.00
3466104. MALATHION (ALL ANIMALS) 1 LTR.	BOTTLE	LAH	800.00	800.00	470.00	0.00	70.21
		FAS	1300.00	1300.00	980.00	0.00	32.65
		GUJ	1100.00	1100.00	800.00	0.00	37.50
		GJT	1200.00	1200.00	800.00	0.00	50.00
081. Insecticides							
3471001. L-D POLYTHYLENE	LB.	KAR	86.88	86.88	104.63	0.00	-16.96
3473001. POLYSTRENE GP.	55 LB.	KAR	4700.00	4700.00	6318.00	0.00	-25.61

Contd.

7.10 Intercity Wholesale Prices of Selected Commodities

Group/Commodity/Item Specification	Unit	City	Prices (Rs.)			% Change in June, 2015 Over	
			June, 2015	May, 2015	June, 2014	May, 2015	June, 2014
082. Paints & Varnishes							
3511001. SYN CLEAR VARNISH (BUXLYS)	3 LTR.	LAH	1050.00	1050.00	1050.00	0.00	0.00
		KAR	1225.00	1225.00	1020.00	0.00	20.10
3511002. SYN CLEAR VARNISH (BERGER)	3 LTR.	LAH	1150.00	1150.00	1150.00	0.00	0.00
		KAR	1375.00	1375.00	1210.00	0.00	13.64
3511003. SYN ENAMEL VIP (BERGER)	3.6 LTR	LAH	1700.00	1700.00	1700.00	0.00	0.00
		RAW	1337.50	1337.50	1285.00	0.00	4.09
		KAR	1650.00	1650.00	1440.00	0.00	14.58
3511004. SYN ENAMEL 413 (BUXLYS)	3.6 LTR	LAH	1370.00	1370.00	1370.00	0.00	0.00
		RAW	1330.00	1330.00	1265.00	0.00	5.14
		KAR	1650.00	1650.00	1440.00	0.00	14.58
3511005. VIP PLASTIC EMULSION (BERGER)	4 LTR.	LAH	1750.00	1750.00	1750.00	0.00	0.00
		RAW	1555.00	1555.00	1515.00	0.00	2.64
		KAR	1500.00	1500.00	1000.00	0.00	50.00
3511006. PLASTIC BOUND DISTEMPER(BUXLYS)	6 KG.	LAH	1210.00	1210.00	1210.00	0.00	0.00
		RAW	975.00	975.00	955.00	0.00	2.09
		KAR	975.00	975.00	950.00	0.00	2.63
3511007. ICI PLASTIC EMULSION	4 LTR	LAH	1800.00	1800.00	1800.00	0.00	0.00
		RAW	1690.00	1690.00	1675.00	0.00	0.90
		KAR	1750.00	1750.00	1620.00	0.00	8.02
083. Medicines							
3526001. PANADOL TAB. (200)	PACKET	LAH	153.00	153.00	153.00	0.00	0.00
		RAW	165.00	165.00	165.00	0.00	0.00
		MUL	153.00	153.00	153.00	0.00	0.00
		KAR	165.00	165.00	165.00	0.00	0.00
		MPK	153.00	153.00	153.00	0.00	0.00
		PSH	160.00	160.00	160.00	0.00	0.00
		QTA	180.00	180.00	180.00	0.00	0.00
3526002. DISPRIN TAB. (600)	PACKET	LAH	525.00	525.00	525.00	0.00	0.00
		RAW	372.50	372.50	372.50	0.00	0.00
		MUL	510.00	510.00	510.00	0.00	0.00
		KAR	459.00	459.00	459.00	0.00	0.00
		MPK	360.00	360.00	360.00	0.00	0.00
		PSH	516.00	516.00	516.00	0.00	0.00
		QTA	440.00	440.00	440.00	0.00	0.00
3526003. FLAGYL TAB. (200)	PACKET	LAH	170.00	170.00	170.00	0.00	0.00
		RAW	255.00	255.00	255.00	0.00	0.00
		MUL	270.00	270.00	270.00	0.00	0.00
		KAR	260.00	260.00	260.00	0.00	0.00
		MPK	260.00	260.00	260.00	0.00	0.00
		PSH	283.00	283.00	172.00	0.00	64.53
		QTA	180.00	180.00	180.00	0.00	0.00
3526004. VENTOLIN TAB.(100)	PACKET	LAH	82.00	82.00	82.00	0.00	0.00
		RAW	85.00	85.00	73.00	0.00	16.44
		MUL	121.00	121.00	121.00	0.00	0.00
		KAR	86.53	86.53	86.53	0.00	0.00
		MPK	73.20	73.20	73.20	0.00	0.00
		PSH	72.00	72.00	72.00	0.00	0.00
		QTA	80.00	80.00	73.20	0.00	9.29
3526005. DAONIL TAB. (60)	PACKET	LAH	75.12	75.12	75.12	0.00	0.00
		RAW	86.50	86.50	86.50	0.00	0.00
		MUL	86.31	86.31	86.31	0.00	0.00
		KAR	88.00	88.00	88.00	0.00	0.00
		MPK	76.00	76.00	76.00	0.00	0.00
		PSH	90.00	90.00	87.32	0.00	3.07
		QTA	90.00	90.00	88.00	0.00	2.27

Contd.

7.10 Intercity Wholesale Prices of Selected Commodities

Group/Commodity/Item Specification	Unit	City	Prices (Rs.)			% Change in June, 2015 Over	
			June, 2015	May, 2015	June, 2014	May, 2015	June, 2014
3526006. ENTOX TAB. (100)	PACKET	LAH	87.50	87.50	87.50	0.00	0.00
		RAW	73.00	73.00	73.00	0.00	0.00
		MUL	85.00	85.00	85.00	0.00	0.00
		KAR	100.00	100.00	100.00	0.00	0.00
		MPK	85.00	85.00	85.00	0.00	0.00
		PSH	100.00	100.00	86.00	0.00	16.28
3526007. CALCIUM TAB. 1000 SANDOZ	06 BOTT	LAH	622.00	622.00	622.00	0.00	0.00
		RAW	620.00	620.00	620.00	0.00	0.00
		MUL	622.20	622.20	622.20	0.00	0.00
		KAR	660.00	660.00	732.00	0.00	-9.84
		MPK	520.00	520.00	520.00	0.00	0.00
		PSH	630.00	630.00	630.00	0.00	0.00
3526008. RENITEC TAB. 5 MG. (20)	PACKET	LAH	87.56	87.56	87.56	0.00	0.00
		RAW	99.50	99.50	99.50	0.00	0.00
		MUL	99.45	99.45	99.45	0.00	0.00
		KAR	100.00	100.00	100.00	0.00	0.00
		MPK	88.00	88.00	88.00	0.00	0.00
		PSH	105.30	105.30	105.30	0.00	0.00
3526009. CARMINA (150 TABLETS)	06 BOTT	LAH	102.00	102.00	87.00	0.00	17.24
		RAW	150.00	150.00	150.00	0.00	0.00
		MUL	120.00	120.00	120.00	0.00	0.00
		KAR	153.00	153.00	153.00	0.00	0.00
		PSH	180.00	180.00	180.00	0.00	0.00
		QTA	170.00	170.00	120.00	0.00	41.67
3526010. SUALIN (250 TAB.) STRIP	EACH	LAH	68.75	68.75	68.75	0.00	0.00
		RAW	78.00	78.00	78.00	0.00	0.00
		KAR	132.00	132.00	132.00	0.00	0.00
		PSH	150.00	150.00	150.00	0.00	0.00
3526011. SANCOS SYRUP 60 MG.	06 BOTT	LAH	331.50	331.50	331.50	0.00	0.00
		RAW	142.50	142.50	137.00	0.00	4.01
		MUL	280.50	280.50	280.50	0.00	0.00
		KAR	160.00	160.00	156.00	0.00	2.56
		MPK	285.00	285.00	285.00	0.00	0.00
		PSH	300.00	300.00	300.00	0.00	0.00
3526012. PHENRGONE SYRUP 120 MG	06 BOTT	LAH	287.00	287.00	275.00	0.00	4.36
		RAW	179.66	179.66	179.66	0.00	0.00
		MUL	168.00	168.00	168.00	0.00	0.00
		KAR	168.30	168.30	153.00	0.00	10.00
		MPK	198.00	198.00	198.00	0.00	0.00
		PSH	170.00	170.00	170.00	0.00	0.00
3526013. CALPOL SYRUP	06 BOTT	LAH	174.00	174.00	170.28	0.00	2.18
		MUL	195.00	195.00	195.00	0.00	0.00
		RAW	135.00	135.00	135.00	0.00	0.00
		KAR	143.00	143.00	132.00	0.00	8.33
		MPK	127.50	127.50	127.50	0.00	0.00
		PSH	150.00	150.00	150.00	0.00	0.00
3526014. HYDERLIN SYRUP	06 BOTT	LAH	214.20	214.20	214.20	0.00	0.00
		MUL	144.48	144.48	144.48	0.00	0.00
		RAW	125.00	125.00	125.00	0.00	0.00
		KAR	300.90	300.90	300.90	0.00	0.00
		MPK	327.50	327.50	158.00	0.00	107.28
		PSH	316.20	316.20	300.90	0.00	5.08
		KAR	312.00	312.00	312.00	0.00	0.00
		MPK	312.00	312.00	312.00	0.00	0.00

Contd.

7.10 Intercity Wholesale Prices of Selected Commodities

Group/Commodity/Item Specification	Unit	City	Prices (Rs.)			% Change in June, 2015 Over		
			June, 2015	May, 2015	June, 2014	May, 2015	June, 2014	
3526015. SAFI HAMDARD 100 ML	06 BOTT	PSH	342.00	342.00	305.00	0.00	12.13	
		QTA	378.00	378.00	300.90	0.00	25.62	
		LAH	228.00	228.00	228.00	0.00	0.00	
		RAW	216.00	216.00	216.00	0.00	0.00	
		MUL	210.00	210.00	210.00	0.00	0.00	
		KAR	276.00	276.00	276.00	0.00	0.00	
3526016. HONEY TUBE (HAMDARD)	06 TUBE	PSH	240.00	240.00	240.00	0.00	0.00	
		QTA	193.00	193.00	193.00	0.00	0.00	
		LAH	540.00	540.00	204.00	0.00	164.71	
		KAR	552.00	552.00	552.00	0.00	0.00	
		MPK	516.00	516.00	516.00	0.00	0.00	
		PSH	480.00	480.00	480.00	0.00	0.00	
3526017. BETNOVATE-N OINTMENT	06 TUBE	QTA	582.00	582.00	185.00	0.00	214.59	
		LAH	153.12	153.12	153.12	0.00	0.00	
		RAW	148.00	148.00	148.00	0.00	0.00	
		MUL	170.04	170.04	147.90	0.00	14.97	
		KAR	168.00	168.00	168.00	0.00	0.00	
		MPK	156.00	156.00	156.00	0.00	0.00	
3526018. BURNOL	06 TUBE	PSH	150.00	150.00	150.00	0.00	0.00	
		QTA	162.00	162.00	162.00	0.00	0.00	
		LAH	85.08	85.08	85.08	0.00	0.00	
		RAW	82.00	82.00	82.00	0.00	0.00	
		MUL	82.00	82.00	81.60	0.00	0.49	
		KAR	96.00	96.00	96.00	0.00	0.00	
3526019. O.R.S.FLAVOURED (SEARLE)	DOZEN	MPK	81.60	81.60	81.60	0.00	0.00	
		PSH	87.00	87.00	87.00	0.00	0.00	
		QTA	81.00	81.00	81.00	0.00	0.00	
		LAH	180.00	180.00	110.00	0.00	63.64	
		RAW	183.50	183.50	163.50	0.00	12.23	
		MUL	173.40	173.40	173.40	0.00	0.00	
3526020. JOSHANDA HAMDARD	DOZEN	KAR	174.00	174.00	174.00	0.00	0.00	
		PSH	154.80	154.80	154.80	0.00	0.00	
		QTA	156.00	156.00	350.00	0.00	-55.43	
		LAH	276.00	276.00	59.00	0.00	367.80	
		MUL	216.00	216.00	216.00	0.00	0.00	
		KAR	264.00	264.00	264.00	0.00	0.00	
3526021. COTTON BANDAGE 2" SIZE	06 NO.S	MPK	123.84	123.84	123.84	0.00	0.00	
		PSH	82.00	82.00	58.00	0.00	41.38	
		QTA	221.00	221.00	221.00	0.00	0.00	
		LAH	39.00	39.00	39.00	0.00	0.00	
		RAW	48.00	48.00	48.00	0.00	0.00	
		MUL	24.00	24.00	24.00	0.00	0.00	
084. Soaps & Detergents	DOZ.	KAR	30.00	30.00	30.00	0.00	0.00	
		MPK	54.00	54.00	54.00	0.00	0.00	
		PSH	22.00	22.00	22.00	0.00	0.00	
		3532101. LIFE BOUY SOAP (125 GM.)	LAH	442.00	442.00	401.00	0.00	10.22
		RAW	382.50	382.50	377.50	0.00	1.32	
		KSR	442.00	442.00	401.00	0.00	10.22	
3532102. LUX-STD. (70 GM.)	DOZ.	KAR	396.00	396.00	396.00	0.00	0.00	
		PSH	425.00	425.00	420.00	0.00	1.19	
		QTA	370.00	370.00	370.00	0.00	0.00	
		LAH	332.00	332.00	383.00	0.00	-13.32	
		RAW	342.50	354.00	361.00	-3.25	-5.12	
		KAR	370.00	336.00	384.00	10.12	-3.65	

Contd.

7.10 Intercity Wholesale Prices of Selected Commodities

Group/Commodity/Item Specification	Unit	City	Prices (Rs.)			% Change in June, 2015 Over	
			June, 2015	May, 2015	June, 2014	May, 2015	June, 2014
3532201. SUPER ACTIVE SURF (130 GM.)	DOZ.	PSH	380.00	380.00	380.00	0.00	0.00
		QTA	360.00	360.00	330.00	0.00	9.09
		LAH	230.00	230.00	230.00	0.00	0.00
		MUL	229.16	229.16	229.16	0.00	0.00
		KAR	228.00	232.00	232.00	-1.72	-1.72
3532202. ARIEL (100 GM)	DOZ.	SKR	248.88	248.88	248.88	0.00	0.00
		LAH	230.00	230.00	230.00	0.00	0.00
		GUJ	228.00	228.00	228.00	0.00	0.00
		KAR	228.00	228.00	156.00	0.00	46.15
		MPK	180.00	180.00	180.00	0.00	0.00
3532203. VIM DETERGENT POLY BAG (1000 G.)	DOZ.	LAH	750.00	750.00	750.00	0.00	0.00
		RAW	715.00	715.00	645.00	0.00	10.85
		KAR	828.00	864.00	540.00	-4.17	53.33
		SKR	720.00	720.00	840.00	0.00	-14.29
		PSH	680.00	680.00	680.00	0.00	0.00
		MNG	516.00	516.00	516.00	0.00	0.00
		QTA	624.00	624.00	486.00	0.00	28.40
3532204. MAXIMUM POWER BRITE POLYBAG(400GM)	DOZ.	LAH	1404.00	1404.00	1404.00	0.00	0.00
		RAW	862.50	862.50	862.50	0.00	0.00
		KAR	1224.00	1224.00	1020.00	0.00	20.00
		MPK	1416.00	1416.00	1416.00	0.00	0.00
		PSH	1325.00	1325.00	1325.00	0.00	0.00
3532205. EXPRESS DETERGENT(1000GM)	DOZ.	KAR	2100.00	2100.00	1128.00	0.00	86.17
3532206. WASHING SOAP BETA/SUFI/GUY	DOZ.	LAH	5400.00	5720.00	5720.00	-5.59	-5.59
		RAW	3775.00	3775.00	3825.00	0.00	-1.31
		KSR	5400.00	5440.00	5580.00	-0.74	-3.23
		SKR	3440.00	3440.00	5700.00	0.00	-39.65
		PSH	5840.00	5840.00	6100.00	0.00	-4.26
3532207. WASHING SOAP NYLON 101 CAKE	DOZ.	LAH	269.00	269.00	269.00	0.00	0.00
		RAW	237.50	237.50	237.50	0.00	0.00
		SAR	286.00	286.00	432.00	0.00	-33.80
		BNU	190.00	190.00	190.00	0.00	0.00
		QTA	300.00	300.00	300.00	0.00	0.00
3532301. TOOTHPASTE MACLEAN'S (LARGE SIZE)	DOZ.	RAW	575.00	575.00	575.00	0.00	0.00
		KAR	1080.00	1080.00	1080.00	0.00	0.00
3532302. TOOTHPASTE FARHAN'S (STD. SIZE)	DOZ.	KAR	492.00	492.00	492.00	0.00	0.00
3532303. TALC SAMSOL/SWISS MISS (STD.SIZE)	DOZ.	RAW	565.00	565.00	565.00	0.00	0.00
		KAR	1092.00	1092.00	1092.00	0.00	0.00
3532304. PONDS COLD CREAM (MED SIZE.)	DOZ.	LAH	1200.00	1200.00	1200.00	0.00	0.00
		RAW	1127.50	1127.50	1127.50	0.00	0.00
		KAR	1194.00	1194.00	1109.00	0.00	7.66
3532305. PONDS VANISHING CREAM (MED SIZE)	DOZ.	LAH	2450.00	2450.00	2450.00	0.00	0.00
		RAW	1127.50	1127.50	1127.50	0.00	0.00
		KAR	1009.00	1009.00	1009.00	0.00	0.00
3532306. ADMIRAL SHAVING CREAM (MED.SIZE)	DOZ.	LAH	720.00	660.00	564.00	9.09	27.66
		RAW	625.00	625.00	625.00	0.00	0.00
		KAR	648.00	648.00	600.00	0.00	8.00
3532307. HAIR BRYL CREAM (MED. SIZE).	DOZ.	RAW	1125.00	1125.00	1125.00	0.00	0.00
		KAR	984.00	984.00	940.00	0.00	4.68
3532308. JOHNSON'S BABY POWDER/MOTHER CARE	DOZ.	KAR	798.00	798.00	730.00	0.00	9.32
3532309. SUN SILK SHAMPOO LOCAL 10 ML.	DOZ.	RAW	51.00	51.00	51.00	0.00	0.00
		KAR	55.00	55.00	55.00	0.00	0.00
085. Auto Tyres							
3611101. AUTO TYRE GEN/SUZ/ALTO/MEHRAN	EACH	LAH	2700.00	2700.00	2700.00	0.00	0.00
		RAW	2875.00	2875.00	2975.00	0.00	-3.36
		KAR	2850.00	2850.00	2850.00	0.00	0.00

Contd.

7.10 Intercity Wholesale Prices of Selected Commodities

Group/Commodity/Item Specification	Unit	City	Prices (Rs.)			% Change in June, 2015 Over	
			June, 2015	May, 2015	June, 2014	May, 2015	June, 2014
3611201. MOTOR CYCLE TYRE YAMAHA-100	EACH	LAH	1280.00	1280.00	1280.00	0.00	0.00
		RAW	962.50	962.50	962.50	0.00	0.00
		KAR	1200.00	1200.00	1200.00	0.00	0.00
3611202. MOTOR CYCLE TYRE HONDA CD-70	EACH	LAH	860.00	860.00	860.00	0.00	0.00
		RAW	962.50	962.50	962.50	0.00	0.00
		KAR	1150.00	1150.00	1200.00	0.00	-4.17
3611203. MOTOR CYCLE TYRE SUZUKI 80 CC.	EACH	LAH	960.00	960.00	960.00	0.00	0.00
		RAW	937.50	937.50	937.50	0.00	0.00
		KAR	1200.00	1200.00	1200.00	0.00	0.00
3611204. CYCLE TYRE SERVIS (28x1/2")	EACH	LAH	250.00	250.00	250.00	0.00	0.00
		KAR	225.00	225.00	200.00	0.00	12.50
3611205. CYCLE TYRE DIAMOND (28x1/2")	EACH	LAH	300.00	300.00	300.00	0.00	0.00
		RAW	287.50	287.50	287.50	0.00	0.00
		KAR	215.00	215.00	200.00	0.00	7.50
3611401. AUTO TUBE GEN/SUZ/ALTO/MEHRAN	EACH	LAH	270.00	270.00	270.00	0.00	0.00
		RAW	295.00	295.00	295.00	0.00	0.00
		KAR	322.50	322.50	322.50	0.00	0.00
3611402. MOTOR CYCLE TUBE YAMAHA-100	EACH	LAH	185.00	185.00	185.00	0.00	0.00
		RAW	192.50	192.50	192.50	0.00	0.00
		KAR	210.00	210.00	257.50	0.00	-18.45
3611403. MOTOR CYCLE TUBE HONDA CD-70	EACH	LAH	175.00	175.00	175.00	0.00	0.00
		RAW	192.50	192.50	192.50	0.00	0.00
		KAR	190.00	190.00	257.50	0.00	-26.21
3611404. MOTOR CYCLE TUBE SUZUKI 80 CC.	EACH	LAH	195.00	195.00	195.00	0.00	0.00
		KAR	257.50	257.50	252.50	0.00	1.98
3611405. CYCLE TUBES SERVIS (28x1/2)	EACH	LAH	105.00	105.00	105.00	0.00	0.00
		KAR	132.50	132.50	130.00	0.00	1.92
3611406. CYCLE TUBES DIAMOND (28x1/2)	EACH	LAH	115.00	115.00	115.00	0.00	0.00
		RAW	92.50	92.50	92.50	0.00	0.00
		KAR	127.50	127.50	125.00	0.00	2.00
086. Plastic Products							
3694001. WATER COOLER 9 LTR.	EACH	LAH	400.00	400.00	360.00	0.00	11.11
		KAR	465.00	465.00	380.00	0.00	22.37
		PSH	450.00	450.00	450.00	0.00	0.00
		QTA	410.00	410.00	410.00	0.00	0.00
3694002. BUCKET MED. SIZE	EACH	LAH	300.00	300.00	245.00	0.00	22.45
		GUJ	225.00	225.00	225.00	0.00	0.00
		GJT	220.00	220.00	220.00	0.00	0.00
		KAR	312.50	312.50	270.00	0.00	15.74
		PSH	355.00	355.00	355.00	0.00	0.00
3694003. DINNER SET PLASTIC 42/48/52 PIECES	EACH	LAH	235.00	235.00	235.00	0.00	0.00
		LAH	1975.00	1975.00	1975.00	0.00	0.00
		RAW	4600.00	4600.00	4600.00	0.00	0.00
		MUL	3000.00	2450.00	2450.00	22.45	22.45
		KAR	2300.00	2100.00	1925.00	9.52	19.48
3694004. HOT POT PLASTIC 3 PIECES	EACH	PSH	2100.00	2100.00	1700.00	0.00	23.53
		MNG	3000.00	3000.00	3000.00	0.00	0.00
		LAH	1225.00	1225.00	1225.00	0.00	0.00
		SKT	1000.00	1000.00	660.00	0.00	51.52
		KAR	975.00	975.00	772.50	0.00	26.21
3694005. THERMOS STARVAC 1 LTR.	EACH	PSH	1350.00	1350.00	975.00	0.00	38.46
		QTA	1050.00	1050.00	830.00	0.00	26.51
		LAH	450.00	450.00	315.00	0.00	42.86
		GUJ	500.00	500.00	400.00	0.00	25.00
		KAR	437.50	437.50	420.00	0.00	4.17
		QTA	300.00	300.00	300.00	0.00	0.00

Contd.

7.10 Intercity Wholesale Prices of Selected Commodities

Group/Commodity/Item Specification	Unit	City	Prices (Rs.)			% Change in June, 2015 Over	
			June, 2015	May, 2015	June, 2014	May, 2015	June, 2014
087. Glass sheets							
3711401. PL. GLASS SHEET 3 MM ABOVE 1 SQ.M	SQ.MTR.	LAH	335.00	335.00	335.00	0.00	0.00
		RAW	325.00	325.00	325.00	0.00	0.00
		KAR	465.00	465.00	435.00	0.00	6.90
		PSH	425.00	425.00	425.00	0.00	0.00
3711402. FIG.GLASS SHEET ABOVE 1 SQ.M	SQ.MTR.	LAH	247.50	247.50	247.50	0.00	0.00
		RAW	285.00	285.00	285.00	0.00	0.00
		KAR	745.00	745.00	465.00	0.00	60.22
		PSH	968.00	968.00	968.00	0.00	0.00
088. Other Glass Articles							
3719101. JAR 4 LTR. LOCAL/FANCY/SILKY	DOZ.	RAW	887.50	887.50	887.50	0.00	0.00
		KAR	750.00	750.00	710.00	0.00	5.63
3719301. TUMBLER 200 ML. FANCY (OMROC)	DOZ.	RAW	310.00	310.00	310.00	0.00	0.00
		KAR	637.50	637.50	575.00	0.00	10.87
3719302. JUG DIAMOND 1.2 LTR. FANCY (OMROC)	DOZ.	LAH	1775.00	1775.00	1450.00	0.00	22.41
		RAW	1337.50	1337.50	1337.50	0.00	0.00
		KAR	2450.00	2450.00	1730.00	0.00	41.62
3719303. TEA CUP SAUCER WHITE	DOZ.	LAH	725.00	725.00	450.00	0.00	61.11
		RAW	887.50	887.50	887.50	0.00	0.00
		KAR	690.00	690.00	535.00	0.00	28.97
089. Ceramics & Sanitary Fixture							
3721001. EUROPEAN W/C (02/03) STD WHITE	EACH	LAH	1400.00	1400.00	1400.00	0.00	0.00
		RAW	1175.00	1175.00	1175.00	0.00	0.00
		GJT	1400.00	1400.00	2450.00	0.00	-42.86
		KAR	1600.00	1600.00	800.00	0.00	100.00
		PSH	4100.00	4100.00	4100.00	0.00	0.00
3721002. EUROPEAN W.C. (02/03)STD COLOUR	EACH	LAH	1500.00	1500.00	1500.00	0.00	0.00
		RAW	1275.00	1275.00	1275.00	0.00	0.00
		GJT	1600.00	1600.00	2650.00	0.00	-39.62
		KAR	1700.00	1700.00	820.00	0.00	107.32
3721003. ASIAN W.C. WHITE 18/22"	EACH	LAH	1700.00	1700.00	1250.00	0.00	36.00
		RAW	1275.00	1275.00	1275.00	0.00	0.00
		GJT	1250.00	1250.00	1250.00	0.00	0.00
		KAR	975.00	975.00	575.00	0.00	69.57
		PSH	1050.00	1050.00	1050.00	0.00	0.00
3721004. ASIAN W.C. WHITE 15/22"	EACH	LAH	1150.00	1150.00	925.00	0.00	24.32
		RAW	1187.50	1187.50	1187.50	0.00	0.00
		GJT	1050.00	1050.00	1050.00	0.00	0.00
		KAR	925.00	925.00	530.00	0.00	74.53
		PSH	900.00	900.00	900.00	0.00	0.00
3721005. ASIAN W.C. COLOURED 18/22"	EACH	LAH	1700.00	1700.00	1100.00	0.00	54.55
		RAW	1475.00	1475.00	1475.00	0.00	0.00
		GUJ	1800.00	1800.00	1850.00	0.00	-2.70
		GJT	1450.00	1450.00	1450.00	0.00	0.00
		KAR	1075.00	1075.00	675.00	0.00	59.26
		PSH	980.00	980.00	980.00	0.00	0.00
3721006. ASIAN W.C. COLOURED 15/22"	EACH	LAH	1250.00	1250.00	950.00	0.00	31.58
		RAW	1275.00	1275.00	1275.00	0.00	0.00
		GUJ	1700.00	1700.00	1700.00	0.00	0.00
		GJT	1250.00	1250.00	1250.00	0.00	0.00
		KAR	1025.00	1025.00	625.00	0.00	64.00
		PSH	870.00	870.00	870.00	0.00	0.00
3721007. WASH BASIN 50 CM WHITE STD.	EACH	LAH	1300.00	1300.00	1050.00	0.00	23.81
		RAW	1275.00	1275.00	1275.00	0.00	0.00

Contd.

7.10 Intercity Wholesale Prices of Selected Commodities

Group/Commodity/Item Specification	Unit	City	Prices (Rs.)			% Change in June, 2015 Over	
			June, 2015	May, 2015	June, 2014	May, 2015	June, 2014
		GJT	1350.00	1350.00	1350.00	0.00	0.00
		KAR	1200.00	1200.00	770.00	0.00	55.84
		PSH	1750.00	1750.00	1480.00	0.00	18.24
3721008. WASH BASIN 50 CM LIGHT COLOUR	EACH	LAH	1300.00	1300.00	1050.00	0.00	23.81
		RAW	1375.00	1375.00	1375.00	0.00	0.00
		GJT	1150.00	1150.00	1150.00	0.00	0.00
		KAR	1350.00	1350.00	880.00	0.00	53.41
		PSH	1550.00	1550.00	1550.00	0.00	0.00
3721009. SINK STAINLESS STEEL(KIT.)MED.SIZE	EACH	LAH	1600.00	1600.00	1100.00	0.00	45.45
		RAW	2475.00	2475.00	2475.00	0.00	0.00
		GUJ	1400.00	1400.00	1400.00	0.00	0.00
		KAR	1550.00	1450.00	1265.00	6.90	22.53
		PSH	1700.00	1700.00	1400.00	0.00	21.43
090. Bricks, Blocks & Tiles							
3732001. BRICKS	1000	LAH	7750.00	8000.00	7450.00	-3.13	4.03
		RAW	7450.00	7450.00	6875.00	0.00	8.36
		GJT	8000.00	8000.00	7000.00	0.00	14.29
		KSR	7450.00	7800.00	7250.00	-4.49	2.76
		HYD	4800.00	4800.00	4800.00	0.00	0.00
		SKR	5000.00	5000.00	5000.00	0.00	0.00
		PSH	7200.00	7100.00	7500.00	1.41	-4.00
		BNU	6200.00	6200.00	6000.00	0.00	3.33
		QTA	6250.00	6250.00	6250.00	0.00	0.00
3732002. CEMENT BLOCKS	1000	KAR	20500.00	20500.00	19600.00	0.00	4.59
3732003. TILES PLAIN WHITE 8 X 10"	SQ.MTR	LAH	525.00	525.00	525.00	0.00	0.00
		RAW	490.00	490.00	490.00	0.00	0.00
		MUL	800.00	800.00	750.00	0.00	6.67
		KAR	580.00	580.00	492.50	0.00	17.77
3732004. TILES PLAIN COLOURED 8 X 10"	SQ.MTR	LAH	555.00	555.00	555.00	0.00	0.00
		RAW	590.00	590.00	590.00	0.00	0.00
		MUL	850.00	850.00	825.00	0.00	3.03
		KAR	640.00	640.00	552.50	0.00	15.84
091. Cement							
3744001. CEMENT JAVEDAN (EX-FACTORY)	MT.	KAR	8460.00	8460.00	8460.00	0.00	0.00
3744002. CEMENT WHITE	MT.	LAH	18350.00	18350.00	18350.00	0.00	0.00
		RAW	19100.00	19100.00	18100.00	0.00	5.52
		KAR	18500.00	18500.00	18500.00	0.00	0.00
		SKR	20000.00	20000.00	20000.00	0.00	0.00
3744003. SULP. RESISTING CEMENT(JAVEDAN)	MT.	KAR	9158.00	9158.00	9158.00	0.00	0.00
3744004. D.G. CEMENT (EX-FACTORY)	MT	LAH	8948.00	8948.00	9093.00	0.00	-1.59
3744005. LUCKY CEMENT (EX-FACTORY)	MT	KAR	10110.00	10110.00	10010.00	0.00	1.00
3744006. FAUJI CEMENT(EX-FACTORY)	MT	RAW	8780.00	8780.00	8815.00	0.00	-0.40
092. Bed Foam							
3815001. BED FOAM	EACH	LAH	4000.00	4000.00	3500.00	0.00	14.29
		RAW	4325.00	4325.00	4225.00	0.00	2.37
		GUJ	3000.00	3000.00	3000.00	0.00	0.00
		KAR	2750.00	2750.00	2600.00	0.00	5.77
		QTA	3200.00	3200.00	3200.00	0.00	0.00
3815002. BED FOAM COMMANDER 6.5" X 6" X5"	EACH	LAH	5800.00	5800.00	5200.00	0.00	11.54
		FAS	6900.00	6900.00	6900.00	0.00	0.00
		RAW	6325.00	6325.00	6225.00	0.00	1.61
		GJT	7600.00	7600.00	7600.00	0.00	0.00
		KAR	6400.00	6400.00	6000.00	0.00	6.67
		HYD	5950.00	5950.00	5950.00	0.00	0.00

Contd.

7.10 Intercity Wholesale Prices of Selected Commodities

Group/Commodity/Item Specification	Unit	City	Prices (Rs.)			% Change in June, 2015 Over	
			June, 2015	May, 2015	June, 2014	May, 2015	June, 2014
093. Matches							
3899801. MATCHES (70-75 STICKS) 10 BOXES	PACKET	LAH	9.60	9.60	9.60	0.00	0.00
		RAW	9.40	9.40	9.40	0.00	0.00
		KAR	15.00	15.00	15.00	0.00	0.00
		SKR	15.00	15.00	15.00	0.00	0.00
		PSH	18.00	18.00	10.00	0.00	80.00
5. Metal Product, Machinery & Equipment							
094. Pig Iron							
4111101. PIG IRON	MT.	KAR	40000.00	40000.00	40000.00	0.00	0.00
095. Steel Bar & Sheets							
4126101. M.S. ROUND BAR 1/4"	MT.	LAH	72000.00	72000.00	72500.00	0.00	-0.69
		RAW	76500.00	76000.00	83500.00	0.66	-8.38
		KAR	74000.00	78000.00	75000.00	-5.13	-1.33
		HYD	71000.00	71000.00	73800.00	0.00	-3.79
		PSH	70000.00	70000.00	80000.00	0.00	-12.50
		QTA	75000.00	75000.00	77000.00	0.00	-2.60
4126102. M.S. ROUND BAR 3/8"	MT.	LAH	72250.00	72250.00	72500.00	0.00	-0.34
		RAW	76500.00	76000.00	83500.00	0.66	-8.38
		KAR	74000.00	76000.00	73000.00	-2.63	1.37
		HYD	71000.00	71000.00	73800.00	0.00	-3.79
		PSH	72500.00	72500.00	82000.00	0.00	-11.59
		QTA	79000.00	79000.00	81000.00	0.00	-2.47
4126103. M.S. ROUND BAR 1/2"	MT.	LAH	70500.00	70500.00	71000.00	0.00	-0.70
		RAW	77250.00	76750.00	82250.00	0.65	-6.08
		KAR	73000.00	75000.00	73000.00	-2.67	0.00
		HYD	71000.00	71000.00	73800.00	0.00	-3.79
		PSH	69500.00	69500.00	81000.00	0.00	-14.20
		QTA	78000.00	78000.00	80000.00	0.00	-2.50
4126104. M.S. ROUND BAR 1"	MT.	LAH	73500.00	73500.00	71000.00	0.00	3.52
		RAW	77250.00	76750.00	82250.00	0.65	-6.08
		KAR	73000.00	77000.00	75500.00	-5.19	-3.31
		PSH	75000.00	75000.00	85000.00	0.00	-11.76
4126105. M.S. RIBBED BAR 1/2" TO 1"	MT.	LAH	72250.00	72250.00	72000.00	0.00	0.35
		RAW	76250.00	75750.00	83250.00	0.66	-8.41
		KAR	78000.00	78000.00	76500.00	0.00	1.96
4126106. M.S. RIBBED BAR 3/8"	MT.	LAH	73250.00	73250.00	75000.00	0.00	-2.33
		RAW	75250.00	74750.00	82250.00	0.67	-8.51
		KAR	79000.00	79000.00	77000.00	0.00	2.60
4126107. G.P. SHEET CUTTING JAPAN 24-30 BG	MT.	LAH	120000.00	120000.00	115000.00	0.00	4.35
		RAW	85500.00	85500.00	92250.00	0.00	-7.32
		KAR	90000.00	90000.00	89000.00	0.00	1.12
		PSH	102000.00	102000.00	112000.00	0.00	-8.93
4126108. G.S. SHEET 24 G. GALV.	MT.	LAH	130000.00	130000.00	125000.00	0.00	4.00
		RAW	85500.00	85500.00	92250.00	0.00	-7.32
		KAR	92000.00	92000.00	90000.00	0.00	2.22
		PSH	102000.00	102000.00	115000.00	0.00	-11.30
096. Pipe Fittings							
4129201. TEE 1/2"	DOZ.	LAH	410.00	410.00	310.00	0.00	32.26
		RAW	387.50	387.50	387.50	0.00	0.00
		KAR	384.00	372.00	332.50	3.23	15.49
		QTA	180.00	180.00	180.00	0.00	0.00
4129202. TEE 3/4"	DOZ.	LAH	475.00	475.00	405.00	0.00	17.28
		RAW	512.50	512.50	512.50	0.00	0.00
		KAR	558.00	516.00	465.00	8.14	20.00
		QTA	360.00	360.00	320.00	0.00	12.50

Contd.

7.10 Intercity Wholesale Prices of Selected Commodities

Group/Commodity/Item Specification	Unit	City	Prices (Rs.)			% Change in June, 2015 Over	
			June, 2015	May, 2015	June, 2014	May, 2015	June, 2014
4129203. SOCKET 1/2"	DOZ.	LAH	275.00	275.00	210.00	0.00	30.95
		RAW	337.50	337.50	337.50	0.00	0.00
		KAR	246.00	234.00	212.50	5.13	15.76
4129204. SOCKET 3/4"	DOZ.	QTA	120.00	120.00	120.00	0.00	0.00
		LAH	365.00	365.00	305.00	0.00	19.67
		RAW	412.50	412.50	412.50	0.00	0.00
4129205. UNION 1/2"	DOZ.	KAR	357.50	348.00	275.00	2.73	30.00
		QTA	165.00	165.00	165.00	0.00	0.00
		LAH	660.00	660.00	605.00	0.00	9.09
4129206. UNION 3/4"	DOZ.	RAW	712.50	712.50	712.50	0.00	0.00
		KAR	812.00	804.00	752.50	1.00	7.91
		QTA	360.00	360.00	360.00	0.00	0.00
4129207. BAND 1/2"	DOZ.	LAH	755.00	755.00	705.00	0.00	7.09
		RAW	787.50	787.50	787.50	0.00	0.00
		KAR	1032.50	1020.00	950.00	1.23	8.68
4129208. BAND 3/4"	DOZ.	LAH	455.00	455.00	410.00	0.00	10.98
		RAW	687.50	687.50	687.50	0.00	0.00
		KAR	641.00	636.00	545.00	0.79	17.61
4129209. ELBOW GALV CHINA 1/2"	DOZ.	QTA	300.00	300.00	300.00	0.00	0.00
		LAH	560.00	560.00	510.00	0.00	9.80
		RAW	712.50	712.50	712.50	0.00	0.00
4129210. ELBOW GALV CHINA 3/4"	DOZ.	KAR	981.00	972.00	640.00	0.93	53.28
		QTA	480.00	480.00	480.00	0.00	0.00
		LAH	310.00	310.00	235.00	0.00	31.91
4129211. ELBOW GALV CHINA 1/2"	DOZ.	RAW	412.50	412.50	412.50	0.00	0.00
		KAR	265.00	258.00	237.50	2.71	11.58
		QTA	165.00	165.00	165.00	0.00	0.00
4129212. ELBOW GALV CHINA 3/4"	DOZ.	LAH	365.00	365.00	305.00	0.00	19.67
		RAW	462.50	462.50	462.50	0.00	0.00
		KAR	381.00	372.00	347.50	2.42	9.64
4129213. ELBOW GALV CHINA 1/2"	DOZ.	QTA	192.00	192.00	192.00	0.00	0.00
		LAH	365.00	365.00	305.00	0.00	19.67
		RAW	462.50	462.50	462.50	0.00	0.00
4129214. ELBOW GALV CHINA 3/4"	DOZ.	KAR	381.00	372.00	347.50	2.42	9.64
		QTA	192.00	192.00	192.00	0.00	0.00
		LAH	365.00	365.00	305.00	0.00	19.67
097. Steel Products							
4291201. STAINLESS STEEL DEGCHI MED. SIZE	EACH	LAH	600.00	600.00	500.00	0.00	20.00
		GJT	455.00	455.00	455.00	0.00	0.00
		KAR	625.00	625.00	442.50	0.00	41.24
4291202. STAINLESS STEEL TABLE SPOON SUP.	EACH	LAH	350.00	350.00	300.00	0.00	16.67
		GJT	175.00	175.00	175.00	0.00	0.00
		KAR	260.00	260.00	260.00	0.00	0.00
4291203. STAINLESS STEEL PLATE LIGHT	DOZ.	LAH	700.00	700.00	700.00	0.00	0.00
		GJT	500.00	500.00	500.00	0.00	0.00
		KAR	780.00	780.00	780.00	0.00	0.00
4291204. PRESSURE COOKER 4 LTR.	EACH	LAH	1380.00	1380.00	1300.00	0.00	6.15
		GUJ	1000.00	1000.00	1000.00	0.00	0.00
		SKT	1200.00	1200.00	850.00	0.00	41.18
4291401. NEW TREET BLADE ORDINARY	1000	KAR	1625.00	1625.00	1012.50	0.00	60.49
		RAW	2375.00	2375.00	2375.00	0.00	0.00
		KAR	2900.00	2900.00	2900.00	0.00	0.00
4291402. TREET SAFETY RAZOR	DOZ.	LAH	180.00	1550.00	1550.00	-88.39	-88.39
		KAR	1185.00	1185.00	1185.00	0.00	0.00
4291403. GILLET SAFETY RAZOR	DOZ.	LAH	370.00	342.00	342.00	8.19	8.19
		RAW	427.50	427.50	391.00	0.00	9.34
		KAR	280.00	280.00	280.00	0.00	0.00

Contd.

7.10 Intercity Wholesale Prices of Selected Commodities

Group/Commodity/Item Specification	Unit	City	Prices (Rs.)			% Change in June, 2015 Over	
			June, 2015	May, 2015	June, 2014	May, 2015	June, 2014
098. Engines & Motors							
4321901. HOLLOW S.MOTOR 326 UP-4.40 HP 46	EACH	LAH	144500.00	144500.00	144500.00	0.00	0.00
099. Vacuum Pumps							
4323001. MULTISTAGE C.PUMPS(PCM 80-3 15 H)	EACH	LAH	77500.00	77500.00	77500.00	0.00	0.00
4323002. MULTISTAGE C.PUMPS PCM 80-5 25 H)	EACH	LAH	109000.00	109000.00	109000.00	0.00	0.00
100. Air Conditioners							
4391201. PEL AIR CONDITONER 1.5 TON	EACH	LAH	38000.00	38000.00	27500.00	0.00	38.18
		RAW	36250.00	36250.00	36250.00	0.00	0.00
		KAR	42000.00	42000.00	42000.00	0.00	0.00
4391202. WAVES AIR CONDITIONER 1.5 TON.	EACH	LAH	44000.00	44000.00	30500.00	0.00	44.26
		RAW	37750.00	37750.00	37750.00	0.00	0.00
		GJT	45000.00	45000.00	35000.00	0.00	28.57
		KAR	41000.00	41000.00	41000.00	0.00	0.00
		HYD	40000.00	40000.00	40000.00	0.00	0.00
		QTA	39200.00	39200.00	39200.00	0.00	0.00
101. Cultivators							
4411201. CULTIVATOR (ORDINARY) 9 TIMES	EACH	GUJ	45000.00	45000.00	45000.00	0.00	0.00
4411202. CULTIVATOR (SPECIAL) 11 TIMES	EACH	GUJ	55000.00	55000.00	60000.00	0.00	-8.33
102. Chuff Cutter							
4412301. CHUFF CUTTER	EACH	FAS	7000.00	7000.00	7000.00	0.00	0.00
103. Tractors							
4414101. TRACTOR MF-240	EACH	LAH	754000.00	754000.00	754000.00	0.00	0.00
4414102. TRACTOR MF-385	EACH	LAH	1223800.00	1223800.00	1223800.00	0.00	0.00
104. Lathe Machines							
4421301. LATHE MACHINE 3' (PAK MADINA)	EACH	LAH	72500.00	72500.00	72500.00	0.00	0.00
4421302. LATHE MACHINE 4.5' (PAK MADINA)	EACH	LAH	100000.00	100000.00	100000.00	0.00	0.00
4421303. LATHE MACHINE 6.5' (PAK MADINA)	EACH	LAH	119000.00	119000.00	119000.00	0.00	0.00
4421304. LATHE MACHINE 10' (PAK MADINA)	EACH	LAH	222500.00	222500.00	222500.00	0.00	0.00
105. Concrete Mixture							
4444001. CONC.MIXER 7 NTR. 12HP. STAR.ENG	EACH	LAH	140000.00	140000.00	140000.00	0.00	0.00
4444002. CONC.MIXER 17 NTR. 24HP. STAR.ENG	EACH	LAH	210000.00	210000.00	210000.00	0.00	0.00
106. Fridge,WashM,SewM,Fans,Iron							
4481101. DAWLANCE 10 CFT. DOUBLE DOOR	EACH	LAH	28000.00	28000.00	28000.00	0.00	0.00
		RAW	23750.00	23750.00	23750.00	0.00	0.00
		KAR	31100.00	31100.00	31100.00	0.00	0.00
4481201. WASHING MACHINE NAT. PAK S.F.	EACH	LAH	7000.00	7000.00	5000.00	0.00	40.00
		GUJ	5550.00	5550.00	5550.00	0.00	0.00
		KAR	5000.00	5000.00	5000.00	0.00	0.00
		QTA	5500.00	5500.00	5500.00	0.00	0.00
4481202. WASHING MACHINE SINGER S.F.	EACH	LAH	9500.00	9500.00	9500.00	0.00	0.00
		RAW	9550.00	9550.00	9550.00	0.00	0.00
		KAR	10600.00	10600.00	10600.00	0.00	0.00
4481203. WASHING MACHINE DAWLANCE	EACH	LAH	9500.00	9500.00	9000.00	0.00	5.56
		FAS	8700.00	8700.00	8700.00	0.00	0.00
		GUJ	9400.00	9400.00	9400.00	0.00	0.00
		GJT	9400.00	9400.00	9400.00	0.00	0.00
		KAR	5400.00	5400.00	5400.00	0.00	0.00
		HYD	9000.00	9000.00	9000.00	0.00	0.00
4481204. WASHING MACHINE SUPER ASIA	EACH	LAH	9000.00	9000.00	7500.00	0.00	20.00
		FAS	8800.00	8800.00	8800.00	0.00	0.00
		KAR	5000.00	5000.00	5000.00	0.00	0.00
		HYD	6500.00	6500.00	6500.00	0.00	0.00
4481401. SEWING MACHINE SINGER B.B. H.O	EACH	LAH	5850.00	5710.00	5641.00	2.45	3.71
		KAR	6200.00	6200.00	5860.00	0.00	5.80
4481402. SINGER ZIG ZAG MACHINE	EACH	LAH	13500.00	13500.00	13200.00	0.00	2.27
		KAR	11900.00	11900.00	11900.00	0.00	0.00

Contd.

7.10 Intercity Wholesale Prices of Selected Commodities

Group/Commodity/Item Specification	Unit	City	Prices (Rs.)			% Change in June, 2015 Over	
			June, 2015	May, 2015	June, 2014	May, 2015	June, 2014
4481403. SEWING MACHINE SALIKA	EACH	LAH	4500.00	4500.00	4500.00	0.00	0.00
		KAR	5600.00	5600.00	5600.00	0.00	0.00
4481501. CEILING FAN MILLAT 48"	EACH	LAH	2300.00	2300.00	2300.00	0.00	0.00
		KAR	2400.00	2400.00	2400.00	0.00	0.00
4481502. CEILING FAN PAK 48"	EACH	LAH	2200.00	2200.00	2200.00	0.00	0.00
		GUJ	2400.00	2400.00	2400.00	0.00	0.00
		KAR	2400.00	2400.00	2400.00	0.00	0.00
4481503. CEILING FAN NATIONAL 56"	EACH	LAH	2200.00	2200.00	2200.00	0.00	0.00
		GUJ	2150.00	2150.00	2150.00	0.00	0.00
		GJT	2300.00	2300.00	2300.00	0.00	0.00
		KAR	2300.00	2300.00	2300.00	0.00	0.00
4481504. CEILING FAN YOUNIS 56"	EACH	HYD	2200.00	2200.00	2000.00	0.00	10.00
		LAH	2300.00	2300.00	2300.00	0.00	0.00
		FAS	2350.00	2350.00	2350.00	0.00	0.00
		GUJ	2350.00	2350.00	2350.00	0.00	0.00
		KAR	2400.00	2400.00	2400.00	0.00	0.00
		PSH	2550.00	2550.00	2550.00	0.00	0.00
4481505. PADESTAL FAN MILLAT 20"	EACH	KAR	3200.00	3200.00	3200.00	0.00	0.00
		LAH	3300.00	3300.00	3300.00	0.00	0.00
4481506. PADESTAL FAN PAK 20"	EACH	GJT	3800.00	3800.00	3400.00	0.00	11.76
		KAR	3200.00	3200.00	3200.00	0.00	0.00
		PSH	3800.00	3800.00	3550.00	0.00	7.04
		LAH	1600.00	1600.00	1600.00	0.00	0.00
4481507. EXHAUST FAN CLIMAX 12"	EACH	GUJ	1700.00	1700.00	1700.00	0.00	0.00
		KAR	1600.00	1600.00	1600.00	0.00	0.00
4481508. EXHAUST FAN MILLAT 12"	EACH	KAR	1600.00	1600.00	1600.00	0.00	0.00
4481509. EXHAUST FAN PAK. NATIONAL 12"	EACH	LAH	1500.00	1500.00	1500.00	0.00	0.00
		GUJ	1900.00	1900.00	1900.00	0.00	0.00
		GJT	1800.00	1800.00	1800.00	0.00	0.00
		KAR	1600.00	1600.00	1600.00	0.00	0.00
4481601. IRON NATIONAL PAK AUTOMATIC	EACH	LAH	400.00	400.00	400.00	0.00	0.00
		GUJ	850.00	850.00	850.00	0.00	0.00
		KAR	525.00	525.00	525.00	0.00	0.00
		PSH	800.00	800.00	800.00	0.00	0.00
4481602. IRON PHILIPS HD 1120/R	EACH	LAH	1250.00	1250.00	1250.00	0.00	0.00
		GUJ	2100.00	2100.00	2100.00	0.00	0.00
		KAR	1360.00	1360.00	1100.00	0.00	23.64
107. Electric Wires							
4634001. FLEXIBLE WIRE 2999-14 0076	90 MTR.	LAH	525.00	525.00	462.50	0.00	13.51
		MUL	1100.00	1100.00	900.00	0.00	22.22
		KAR	890.00	890.00	890.00	0.00	0.00
		PSH	800.00	800.00	750.00	0.00	6.67
		QTA	505.00	505.00	505.00	0.00	0.00
4634002. PVC WIRE SINGLE CORE	90 MTR.	LAH	850.00	850.00	762.50	0.00	11.48
		MUL	1280.00	1280.00	1400.00	0.00	-8.57
		KAR	890.00	890.00	890.00	0.00	0.00
		PSH	900.00	900.00	875.00	0.00	2.86
		QTA	600.00	600.00	600.00	0.00	0.00
108. Lighting Equipments							
4653101. PHILIPS TL. LAMP 40 W.	EACH	GUJ	96.00	96.00	96.00	0.00	0.00
		GJT	96.00	96.00	96.00	0.00	0.00
		KAR	85.00	85.00	85.00	0.00	0.00
		PSH	97.50	97.50	97.50	0.00	0.00
		QTA	90.00	90.00	90.00	0.00	0.00

Contd.

7.10 Intercity Wholesale Prices of Selected Commodities

Group/Commodity/Item Specification	Unit	City	Prices (Rs.)			% Change in June, 2015 Over	
			June, 2015	May, 2015	June, 2014	May, 2015	June, 2014
4653102. PHILIPS ELECTRIC BULB 100W(GLS)	100 BUL	LAH	2000.00	2000.00	2000.00	0.00	0.00
		RAW	2950.00	2950.00	2525.00	0.00	16.83
		KAR	2800.00	2800.00	2800.00	0.00	0.00
4653103. PHILIPS ENERGY SAVER 14 W (GLS)	EACH	PSH	2900.00	2900.00	2900.00	0.00	0.00
		LAH	150.00	150.00	110.00	0.00	36.36
		RAW	139.00	139.00	139.00	0.00	0.00
		KAR	155.00	155.00	155.00	0.00	0.00
		PSH	170.00	170.00	170.00	0.00	0.00
		QTA	172.00	172.00	172.00	0.00	0.00
109. Radio & Television							
4731201. RADIO 3-5 BAND (CHINA BRAND)	EACH	LAH	175.00	175.00	175.00	0.00	0.00
		RAW	287.50	287.50	287.50	0.00	0.00
		KAR	325.00	325.00	325.00	0.00	0.00
4731301. PHILIPS COLOUR TV. 14"	EACH	LAH	8150.00	8150.00	8150.00	0.00	0.00
		RAW	8250.00	8250.00	8250.00	0.00	0.00
		KAR	8400.00	8400.00	8400.00	0.00	0.00
4731302. L.G.COLOUR TV. 14"	EACH	LAH	8100.00	8100.00	8100.00	0.00	0.00
		RAW	7900.00	7900.00	7900.00	0.00	0.00
		KAR	8150.00	8150.00	8150.00	0.00	0.00
4731303. SONY COLOUR TV 14"	EACH	LAH	13000.00	13000.00	13000.00	0.00	0.00
		RAW	10250.00	10250.00	10250.00	0.00	0.00
		KAR	8000.00	8000.00	8000.00	0.00	0.00
4731304. PANASONIC COLOUR TV 14"	EACH	RAW	9250.00	9250.00	9250.00	0.00	0.00
		KAR	7750.00	7750.00	7750.00	0.00	0.00
		LAH	11000.00	11000.00	11000.00	0.00	0.00
4731305. PHILIPS COLOUR TV. 20"	EACH	RAW	13900.00	13900.00	13900.00	0.00	0.00
		KAR	12750.00	12750.00	12750.00	0.00	0.00
		LAH	13400.00	13400.00	13400.00	0.00	0.00
4731306. L.G.COLOUR TV. 20"	EACH	RAW	12250.00	12250.00	12250.00	0.00	0.00
		KAR	13000.00	13000.00	13000.00	0.00	0.00
		LAH	14700.00	14700.00	14700.00	0.00	0.00
4731307. L.G. COLOUR TV. 21"	EACH	RAW	12250.00	12250.00	12250.00	0.00	0.00
		KAR	16100.00	16100.00	16100.00	0.00	0.00
		LAH	18800.00	18800.00	18800.00	0.00	0.00
4731308. SONY COLOUR TV 20"	EACH	RAW	17100.00	17100.00	17100.00	0.00	0.00
		KAR	17200.00	17200.00	17200.00	0.00	0.00
		LAH	17200.00	17200.00	17200.00	0.00	0.00
110. Motor Vehicles							
4911301. CAR SUZUKI MEHRAN 800CC SB308R VX	EACH	KAR	625000.00	625000.00	620000.00	0.00	0.81
4911302. SUZUKI CULTUS 1000CC SF410 VXR M PE	EACH	KAR	1039000.00	1039000.00	1039000.00	0.00	0.00
4911303. SUZUKI RAVI 800 CC PICKUP(ST 308R)	EACH	KAR	637000.00	637000.00	637000.00	0.00	0.00
4911304. CAR TOYOTA 1300 CC XLI	EACH	KAR	1539000.00	1539000.00	1539000.00	0.00	0.00
4911305. CAR HONDA CIVIC 1800CC(iVTEC MANUAL)	EACH	LAH	2021000.00	2021000.00	2021000.00	0.00	0.00
4911306. ISUZU BUS CHASIS MT 112 K	EACH	KAR	3325000.00	3325000.00	3325000.00	0.00	0.00
4911401. ISUZU TRUCK CHASIS FTR 12 K	EACH	KAR	3850000.00	3850000.00	3850000.00	0.00	0.00
111. Motorcycles							
4991201. MOTOR CYCLE YB-100ROYAL YAMAHA	EACH	KAR	75375.00	75375.00	75375.00	0.00	0.00
4991202. MOTOR CYCLE CD-70 HONDA	EACH	KAR	63500.00	63500.00	66350.00	0.00	-4.30
4991203. MOTOR CYCLE PAK HERO 70 CC.	EACH	LAH	42000.00	42000.00	42000.00	0.00	0.00
		MUL	42000.00	42000.00	42000.00	0.00	0.00
		KAR	46000.00	46000.00	45000.00	0.00	2.22
4991204. MOTOR CYCLE SUPER ASIA 70 CC.	EACH	LAH	42500.00	42500.00	42500.00	0.00	0.00
		MUL	45000.00	45000.00	45000.00	0.00	0.00
		KAR	42500.00	42500.00	42500.00	0.00	0.00
		HYD	42000.00	42000.00	42000.00	0.00	0.00
		KAR	71300.00	71300.00	71300.00	0.00	0.00
		LAH	71300.00	71300.00	71300.00	0.00	0.00
4991205. MOTOR CYCLE SUZUKI STD 110CC.	EACH	KAR	71300.00	71300.00	71300.00	0.00	0.00
112. Bicycles							
4992101. BICYCLE PECO FOR GENTS POPULAR	EACH	LAH	5000.00	5000.00	5000.00	0.00	0.00
4992102. BICYCLE PECO FOR BMX SHAHEEN	EACH	LAH	3500.00	3500.00	3500.00	0.00	0.00
4992103. BICYCLE SOHRAB SUPER	EACH	LAH	6450.00	6450.00	5950.00	0.00	8.40
		KAR	6450.00	6450.00	6450.00	0.00	0.00
4992104. BICYCLE SOHRAB VIP STUDENT	EACH	LAH	6300.00	6300.00	5900.00	0.00	6.78
		KAR	5700.00	5700.00	5700.00	0.00	0.00

7.11 Intercity Consumer Prices June, 2015

Description	Unit	Rawalpindi	Islamabad	Attock	Jehlum	Lahore	Sahiwal	Gujran-wala
WHEAT	10 KG.	332.50	332.50	318.75	327.50	348.75	315.63	344.00
WHEAT FLOUR FINE/SUPERIOR.	KG.	55.58	58.63	43.50	46.50	44.00	41.00	42.00
WHEAT FLOUR AVG. QLTY	KG.	38.27	38.41	37.25	37.75	37.50	34.50	40.00
WHEAT FLOUR BAG	10 KG.	382.71	384.06	372.50	377.50	363.00	345.00	395.00
MAIDA	KG.	56.50	58.50	50.00	60.00	53.00	50.00	50.00
SUJI	KG.	57.42	59.00	50.00	60.00	55.50	50.00	50.00
BESAN AV. QLTY.	KG.	120.83	120.63	100.00	105.00	106.79	92.00	92.50
RICE BASMATI SUP. QLTY.	KG.	153.75	158.75	122.50	135.00	124.11	120.00	86.25
RICE BASMATI 385/386	KG.	136.25	145.00	82.50	75.00	93.04	80.00	72.50
RICE BASMATI BROKEN AV.QLTY	KG.	79.54	83.75	85.00	75.00	71.79	70.00	60.00
RICE IRRI-6 (SINDH/PUNJAB)	KG.	60.21	61.25	50.00	60.00	61.00	40.00	47.50
VERMICELLI	KG.	92.08	96.25	92.50	80.00	101.07	70.00	75.00
BREAD PLAIN MEDIUM SIZE	EACH	40.00	40.00	40.00	37.50	40.00	40.00	40.00
RUSK (PAPAY)	KG.	240.00	261.25	175.00	230.00	198.75	235.00	160.00
BISCUITS-PACKED	PKT	35.00	35.00	35.00	35.00	35.00	35.00	35.00
BISCUIT-BAKERY (LOOSE)	250 GM	100.42	110.00	72.50	95.00	92.50	110.00	110.00
CORNFLAKS FAUJI 225 GM.	PKT	180.00	180.00	180.00	180.00	176.40	176.40	180.00
SAMOSA (VEGETABLE)	EACH	13.25	14.25	12.00	12.50	16.96	15.00	15.00
PASTRY AV.QLTY.	EACH	32.92	33.44	37.50	30.00	30.18	30.00	35.00
PATTIES (VEGETABLES)	EACH	27.50	28.25	21.00	25.00	30.18	30.00	20.00
NIMCO	250 GM	80.00	79.38	57.50	65.00	65.00	90.00	50.00
CHIPS	250 GM	93.33	95.00	72.50	82.50	77.32	90.00	65.00
BEEF WITH BONE AV.QLTY.	KG	317.50	321.25	260.00	300.00	328.57	250.00	280.00
MUTTON AV.QLTY.	KG	678.33	690.00	625.00	625.00	698.21	500.00	600.00
CHICKEN FARM BROILER (LIVE)	KG	190.83	197.00	195.00	188.00	182.36	183.00	175.00
FISH-RAHU MEDIUM SIZE	KG	275.83	315.00	290.00	265.00	307.14	270.00	235.00
MILK FRESH (UNBOILED)	LTR.	86.67	89.38	72.50	75.00	77.21	60.00	77.50
CURD	KG.	97.50	105.00	77.50	77.50	83.04	70.00	87.50
MILK TETRA PACK 1/2 LTR.	PKT.	60.00	60.00	60.00	60.00	60.00	60.00	60.00
LACTOGEN 400 GRAMS	PKT.	435.00	435.00	435.00	435.00	430.00	445.00	430.00
POWDER MILK NIDO 400GM.	PKT	360.00	360.00	360.00	360.00	360.00	360.00	350.00
MILK POWDER LOOSE/PACKED	KG.	527.50	552.50	510.00	500.00	504.29	440.00	450.00
BUTTER LOCAL PACKED	50 GM.	25.00	25.00	27.00	35.00	32.00	25.00	30.00
EGGS FARM	DOZ	80.00	84.00	84.00	80.00	80.29	77.50	80.00
MUSTARD OIL AV.QLTY.	KG.	220.00	240.00	245.00	210.00	176.43	155.00	150.00
COOKING OIL (DALDA)	2.5LTR	445.00	445.00	445.00	445.00	465.00	460.00	470.00
COOKING OIL (PAKWAN) OTHER BRAND SPECIFY	2.5 LTR	355.00	362.50	364.00	362.50	465.00	460.00	455.00
VEGETABLE GHEE TIN	2.5KG.	440.00	440.00	440.00	440.00	460.00	485.00	440.00
VEGETABLE GHEE (LOOSE)	KG.	142.08	146.25	139.00	135.00	135.36	175.00	135.00
DATES AV.QLTY.	KG.	228.33	248.75	210.00	215.00	188.57	167.50	175.00
PISTACHIO AV.QLTY.	50 GM.	126.67	132.50	122.50	125.00	107.86	135.00	120.00
ALMONDS WHOLE AV.QLTY.	KG.	571.25	600.00	610.00	505.00	672.14	600.00	475.00
COCONUT DRY AV.QLTY.	KG.	324.17	360.00	300.00	325.00	362.50	290.00	250.00
RAISINS AV.QLTY.	50 GM.	23.50	26.50	23.50	22.50	31.93	20.00	20.00
GROUNDNUTS (WITH SHELL)	KG.	213.33	228.75	175.00	240.00	259.29	245.00	210.00
MALTA/MOSAMBI	DOZ	0.00	0.00	0.00	0.00	0.00	0.00	0.00
KINNU	DOZ	0.00	0.00	0.00	0.00	0.00	0.00	0.00
APPLE	KG	146.67	177.50	130.00	115.00	149.64	110.00	150.00
ALOO BUKHARA	KG	185.00	230.00	135.00	110.00	192.14	170.00	120.00
POMEGRANATE (ANNAR)	KG	0.00	0.00	0.00	0.00	0.00	0.00	0.00
GRAPES	KG	0.00	0.00	0.00	0.00	0.00	0.00	0.00
BANANAS	DOZ	142.92	187.50	100.00	125.00	126.07	85.00	100.00
MANGO KALMI	KG	103.33	123.75	87.50	85.00	96.07	107.50	95.00
GUAVA	KG	0.00	0.00	0.00	0.00	0.00	0.00	0.00
WATERMELON (TURBOOZ)	KG	25.00	31.88	22.50	25.00	23.75	17.50	20.00
MUSKMELON (KHARBOOZA)	KG	55.00	73.75	35.00	37.50	48.57	45.00	50.00
SWEETMELON (GARMA)	KG	0.00	0.00	0.00	0.00	0.00	0.00	0.00
PULSE MASOOR (WHOLE)	KG.	136.25	152.50	132.50	130.00	151.96	130.00	140.00
PULSE MASOOR (WASHED)	KG.	142.50	154.38	140.00	140.00	161.96	145.00	160.00
PULSE MOONG (WASHED)	KG.	177.50	183.13	162.50	175.00	176.43	155.00	165.00

Contd.

7.11 Intercity Consumer Prices June, 2015

Description	Unit	Rawalpindi	Islamabad	Attock	Jehlum	Lahore	Sahiwal	Gujran-wala
PULSE MASH (WASHED)	KG.	195.17	196.25	185.00	200.00	202.86	195.00	195.00
PULSE GRAM	KG.	98.33	101.88	95.00	97.50	97.32	90.00	92.50
GRAM WHOLE BLACK AV.QLTY.	KG.	97.08	100.00	90.00	95.00	92.32	73.75	85.00
GRAM WHOLE YELLOW AV.QLTY	KG.	116.67	125.00	105.00	105.00	123.21	110.00	100.00
BEANS (LAL LOBIA)	KG.	164.58	172.50	135.00	160.00	171.07	180.00	142.50
POTATOES	KG	29.79	37.50	20.00	25.00	28.57	45.00	20.00
ONION	KG	53.75	61.88	40.00	47.50	51.43	47.50	47.50
TURNIP	KG	0.00	0.00	0.00	0.00	0.00	0.00	0.00
RADISH	KG	0.00	0.00	0.00	0.00	0.00	0.00	0.00
TOMATOES	KG	71.67	77.50	45.00	55.00	63.57	45.00	60.00
CABBAGE	KG	0.00	0.00	0.00	0.00	0.00	0.00	0.00
CAULIFLOWER	KG	0.00	0.00	0.00	0.00	0.00	0.00	0.00
BRINJAL	KG	49.58	48.75	25.00	37.50	46.79	22.50	27.50
PUMPKIN	KG	44.17	52.50	37.50	35.00	33.21	22.50	20.00
BOTTLEGOURD	KG	45.83	50.00	17.50	27.50	31.96	40.00	30.00
LADY FINGER	KG	68.33	75.00	52.50	45.00	63.57	45.00	60.00
PEAS	KG	0.00	0.00	0.00	0.00	0.00	0.00	0.00
SPINACH	KG	0.00	0.00	0.00	0.00	0.00	0.00	0.00
TINDA	KG	56.67	65.00	60.00	35.00	53.57	32.50	50.00
TURAI	KG	59.58	70.00	0.00	45.00	38.21	25.00	40.00
KARAILA	KG	56.67	61.25	30.00	37.50	46.96	35.00	37.50
ARVI	KG	87.50	94.38	110.00	105.00	103.93	90.00	80.00
CHILLIES GREEN	KG	79.58	95.00	32.50	65.00	86.43	23.75	30.00
CARROT	KG	0.00	0.00	0.00	0.00	0.00	0.00	0.00
COCUMBER (KHEERA)	KG	44.58	52.50	20.00	25.00	31.96	22.50	30.00
LEMON	250GM	52.92	58.13	37.50	45.00	51.43	45.00	50.00
SUGAR REFINED	KG.	64.00	64.50	62.75	64.00	62.79	60.00	62.00
GUR AV.QLTY	KG.	106.67	115.00	92.50	100.00	99.29	87.50	90.00
HONEY LANGANESE 500 GM.	BOTTLE	882.92	897.50	845.00	842.50	860.00	820.00	780.00
MILO 200 GM.	BOTTLE	215.00	215.00	215.00	222.50	216.00	220.00	186.66
CUSTARD POWDER RAFHAN 300 GM.	PKT	75.00	75.00	75.00	75.00	75.00	75.00	75.00
TOFFEE (HILAL)	EACH	2.00	2.00	1.00	2.00	1.00	2.00	1.00
CHOWKELATE CANDY (SMALL SIZE)	EACH	5.00	5.00	5.00	5.00	5.00	5.00	5.00
SWEETMEAT (MIXED)	KG	370.83	396.25	270.00	350.00	280.00	370.00	360.00
ICE CREAM WALLS	CUP.	40.00	40.00	40.00	40.00	40.00	40.00	40.00
ICE	KG	20.00	20.00	15.00	17.50	15.00	10.00	5.00
JAM AHMED/MITCHELLES	BOTTLE	150.00	150.00	150.00	150.00	135.00	140.00	130.00
SQUASH-MITCHELLES	BOTTLE	160.00	160.00	160.00	160.00	150.00	160.00	145.00
ROOH AFZA	BOTTLE	150.00	150.00	150.00	150.00	150.00	150.00	150.00
JAM-E-SHIREEN	BOTTLE	160.00	160.00	160.00	160.00	160.00	160.00	160.00
SAUNF	50 GM	20.00	20.00	17.00	17.50	20.00	20.00	20.00
CINAMON LOOSE AV. QLTY	50 GM.	24.75	25.00	24.50	35.00	29.29	29.50	25.00
CUMINSEED WHITE NATIONAL	50 GM.	52.00	52.00	52.00	52.00	52.00	50.00	52.00
PEPPER BLACK NATIONAL	50 GM.	96.00	96.00	96.00	96.00	96.00	96.00	96.00
CLOVES LOOSE AV.QLTY	50 GM.	97.92	97.50	105.00	95.00	98.04	115.00	100.00
CARDAMOM LARGE LOOSE AV.QLTY	50 GM.	156.25	160.00	165.00	165.00	193.04	180.00	190.00
CARDAMOM SMALL AV.QLTY	50 GM.	107.08	120.63	97.50	107.50	82.50	125.00	100.00
SALT-POWDERED (LAHORI) LOOSE	KG.	10.83	11.00	9.00	12.50	10.00	10.00	10.00
SALT POWDERED (NATIONAL/SHAN)	PKT	25.00	25.00	25.00	25.00	25.00	25.00	25.00
CHILLIES POWD.NATIONAL 200GM	PKT	105.00	105.00	105.00	105.00	105.00	105.00	105.00
CHILLIES POWDER LOOS	KG.	295.83	307.50	245.00	270.00	292.14	235.00	280.00
CORRIANDER SEED POWD.NATIONAL	PKT	104.00	104.00	104.00	104.00	104.00	78.00	88.00
CORRIANDER SEED (LOOSE)	KG.	298.33	300.00	290.00	280.00	327.14	292.50	260.00
TURMERIC POWD.NATIONAL 50GM	PKT.	35.00	35.00	35.00	35.00	35.00	35.00	35.00
CURRY POWD. NATIONAL 200 GM	PKT.	87.00	87.00	87.00	87.00	87.00	87.00	87.00
TOMATO KETCHUP AHMED/MITCHL	BOTTLE	97.50	97.50	105.00	95.00	85.00	85.00	100.00
PICKLES AHMED/MITCHELLES	BOTTLE	105.00	105.00	105.00	105.00	100.00	95.00	95.00
VINEGAR SYNTHETIC (SIRKA)	BOTTLE	100.00	100.00	77.50	95.00	80.00	80.00	70.00
GARLIC	KG	181.67	197.50	115.00	170.00	156.07	135.00	150.00
GINGER	KG	288.33	300.00	285.00	255.00	303.93	235.00	250.00

Contd.

7.11 Intercity Consumer Prices June, 2015

Description	Unit	Rawalpindi	Islamabad	Attock	Jehlum	Lahore	Sahiwal	Gujran-wala
TAPAL DANEDAR TEA 200GM PACKET	PKT	136.84	136.84	136.84	136.84	136.84	136.84	136.84
TEA LIPTON YELLOW LABEL 200GM.	PKT.	157.89	157.89	157.89	157.89	152.63	152.63	152.63
TEA LOOSE KENYA AV.QLTY 250GM.	PKT.	142.50	142.50	147.50	137.50	116.07	147.50	160.00
COFFEE-NESCAFE 75 GM. **	BOTTLE	355.00	355.00	355.00	340.00	360.00	330.00	340.00
COLD DRINK (STANDARD SIZ)	BOTTLE	25.00	25.00	20.00	25.00	20.00	25.00	20.00
FRUIT JUICE TETRA PACK	PKT.	17.50	17.50	15.00	17.50	20.00	18.00	25.00
MINERAL WATER NESTLE 1.5 LTR	BOTTLE	50.00	50.00	50.00	48.50	45.00	50.00	45.00
CIGARETTES K-2 10'S **	PKT	52.50	52.50	52.50	52.50	52.00	55.00	55.00
CIGARETTES CAPSTAN 10'S **	PKT	60.00	60.00	60.00	60.00	57.00	57.00	60.00
CIGARETTES GOLD LEAF 20'S	PKT	110.00	110.00	112.50	112.50	110.00	110.00	120.00
CIGARETTES MORVEN GOLD 20'S	PKT	60.00	60.00	60.00	60.00	57.00	57.00	60.00
BETEL LEAVES	50GM.	83.33	86.25	92.50	60.00	80.71	85.00	65.00
BETEL NUTS	KG.	503.33	535.00	470.00	325.00	322.86	300.00	290.00
LONG CLOTH 57" GUL AHMED/AL-KARAM	METER	195.00	205.00	175.00	260.00	247.14	240.00	137.50
SHIRTING AV.QLTY.	METER	175.00	182.50	165.00	175.00	118.57	275.00	175.00
PANT CLOTH W & WEAR AV.QLTY	METER	412.92	396.25	412.50	385.00	277.14	475.00	355.00
LAWN PRINTED GUL AHMED/AL-KARAM	METER	270.00	287.50	267.50	265.00	261.07	387.50	205.00
GEORGETTE AV.QLTY	METER	152.50	155.00	152.50	145.00	110.54	110.00	132.50
LINEN AV.QLTY ***	METER	153.75	161.25	155.00	155.00	160.18	225.00	112.50
HEAVY WT SUITING LAWERNCPUR AVG QLTY	METER	1425.00	1425.00	1425.00	1425.00	1375.00	1100.00	1050.00
HEAVY WT SUITING LAWERNCPUR SUP QLTY	METER	1825.00	1825.00	1825.00	1825.00	1975.00	1250.00	2350.00
TROPICAL SUITING LAW.PUR	METER	1325.00	1325.00	1325.00	1325.00	1050.00	1050.00	925.00
PANT BOY 24"/26" LENGTH.	EACH	525.00	550.00	537.50	512.50	350.71	562.50	725.00
SHIRT BOY 24"/26" LENGTH	EACH	359.58	375.00	362.50	375.00	331.79	425.00	450.00
SCHOOL UNL. PANT,SHIRT BOYS	SUIT	510.00	545.63	525.00	540.00	633.93	700.00	975.00
SCHOOL UNL. KAMEEZ,SHAL.BOYS	SUIT	507.92	550.00	512.50	482.50	448.21	475.00	925.00
SCHOOL UNL. KAMEEZ,SHAL.GIRL	SUIT	475.00	471.88	485.00	455.00	539.29	437.50	925.00
FROCK W/WEAR GIRLS	EACH	1933.33	1968.75	1950.00	1162.50	1078.57	1100.00	925.00
AWAMI-SUIT W & W(BOY) 24"/26	SUIT	1887.50	1925.00	1925.00	1287.50	939.29	1550.00	1125.00
AWAMI-SUIT W&W (GENTS)AV.QLTY	SUIT	1958.33	1993.75	2100.00	1625.00	1060.71	1550.00	1125.00
PULLOVER GENTS OXFORD/BON.	EACH	2950.00	2950.00	2950.00	2935.00	2890.00	2880.00	3050.00
PULLOVER LADIES OXFORD/BON.	EACH	2950.00	2950.00	2950.00	2935.00	2970.00	2740.00	2850.00
PULLOVER (GENTS) OTHERS A.QTY	EACH	1141.67	1156.25	1100.00	875.00	967.86	850.00	525.00
SECOND-HAND COAT FOR MEN	EACH	500.00	500.00	425.00	437.50	576.79	362.50	550.00
SECONDHAND SWEETER FOR MEN DUP QLTY	EACH	302.08	0.00	235.00	167.50	467.86	275.00	600.00
SECONDHAND WINTER JACKET	EACH	575.00	0.00	475.00	462.50	617.86	375.00	650.00
UNDERWEAR AV.QLTY MEDIUM SIZE	EACH	210.83	215.00	175.00	182.50	140.54	150.00	125.00
VEST FOR MEN AV.QLTY.	EACH	215.83	215.00	175.00	182.50	146.07	160.00	125.00
VEST/SHAMEEZ (WOMEN) AVG. QLTY	EACH	213.33	220.00	205.00	145.00	198.21	175.00	142.50
SOCKS NYLON (PAKISTANI)	PAIR	89.58	102.50	77.50	87.50	90.71	115.00	110.00
BRASSIER AV.QLTY.	EACH	234.17	240.00	190.00	105.00	125.36	210.00	172.50
BRASSIER SUP QLTY	EACH	536.25	579.38	500.00	305.00	607.14	542.50	335.00
DOPATTA GEORGETTE AV.QLTY.	EACH	350.00	362.50	327.50	325.00	317.86	275.00	275.00
DOPATTA COTTON AV GLTY	EACH	316.25	337.50	290.00	225.00	158.57	190.00	185.00
CHADDAR (W/WEAR) (2x2.5 MTR)	EACH	392.92	418.75	387.50	412.50	329.46	375.00	375.00
LUNGI/DHOTI(COTTON) AVG. QLTY	EACH	406.67	420.63	375.00	205.00	231.07	375.00	250.00
HANDKERCHIEF AVG. QLTY PAK	EACH	33.75	35.25	32.50	22.50	25.71	50.00	50.00
HANDKERCHIEF SUP. QLTY PAK	EACH	50.42	60.00	45.00	32.50	37.50	75.00	75.00
GLOVES AV QLTY	PAIR	155.00	157.50	155.00	145.00	73.21	120.00	105.00
AZARBAND COTTON AVG. QLTY	EACH	17.50	17.50	17.50	22.50	15.36	20.00	25.00
SEWING THREAD/REEL(ASLI PARI)	EACH	9.00	9.00	7.50	9.00	7.00	6.00	6.00
WASHING CHARGES PAINT & SHIRT	SUIT	90.00	90.00	90.00	175.00	53.21	130.00	175.00
DRY CLEANING SUIT COAT PANT	SUIT	583.33	637.50	280.00	475.00	370.00	337.50	400.00
WASHING CH. (KAMIZ-SHALWAR)	PAIR	89.17	90.00	60.00	90.00	51.07	80.00	120.00
TAILORING SHIRT	EACH	425.00	437.50	325.00	475.00	333.04	425.00	300.00
TAILORING CHARGES PANT (MEN)	EACH	804.17	862.50	575.00	750.00	478.57	675.00	425.00
TAILORING COAT-PANT SUIT	SUIT	3466.67	3562.50	2900.00	3150.00	4360.71	4250.00	3050.00
TAILORING AWAMI-SUIT (MALE)	SUIT	620.83	693.75	625.00	562.50	519.64	575.00	475.00
TAILORING SUIT FEMALE	SUIT	529.17	600.00	525.00	475.00	469.64	450.00	425.00
GENTS SHOES PAUL BATA	PAIR	1199.00	1199.00	1199.00	1199.00	1199.00	1199.00	1199.00

Contd.

7.11 Intercity Consumer Prices June, 2015

Description	Unit	Rawalpindi	Islamabad	Attock	Jehlum	Lahore	Sahiwal	Gujran-wala
GENTS SANDAL BATA	PAIR	699.00	699.00	699.00	699.00	699.00	699.00	699.00
GENTS SPOUNG CHAPPAL BATA	PAIR	179.00	179.00	179.00	179.00	179.00	179.00	179.00
LADIES SANDAL BATA	PAIR	499.00	499.00	499.00	499.00	499.00	499.00	499.00
LADIES SPOUNG CHAPPAL BATA	PAIR	179.00	179.00	179.00	179.00	179.00	179.00	179.00
CHILD SHOE POWER LITE BATA	PAIR	599.00	599.00	599.00	599.00	599.00	599.00	599.00
GENTS SHOE, ART 1109 SERVICE	PAIR	999.00	999.00	999.00	999.00	999.00	999.00	999.00
NYLON JOGGER 27 SIZE 2-5 ***	PAIR	1299.00	1299.00	1299.00	1299.00	1299.00	1299.00	1299.00
CHINA FOOT WEAR AV. QLTY (MALE) *	PAIR	925.00	975.00	825.00	825.00	744.64	450.00	450.00
CHINA FOOT WEAR AV. QLTY (FEMALE) *	PAIR	825.00	875.00	825.00	675.00	637.50	500.00	350.00
CHINA FOOT WEAR AV. QLTY (CHILDREN) *	PAIR	783.33	825.00	625.00	675.00	483.93	450.00	320.00
SHOE REPAIR HALF SOLE	PAIR	121.67	125.00	105.00	135.00	105.00	100.00	95.00
SHOES POLISH CHARGES AVERAGE SHOP	PAIR	20.00	20.00	20.00	20.00	18.39	15.00	15.00
HOUSE RENT (combined)	MONTH	13196.00	44888.00	4106.00	5730.00	12396.00	7403.00	5007.00
rent 2	pm	13196.00	44888.00	4106.00	5730.00	12396.00	7403.00	5007.00
RENT3	PM	13196.00	44888.00	4106.00	5730.00	12396.00	7403.00	5007.00
RENT4	PM	13196.00	44888.00	4106.00	5730.00	12396.00	7403.00	5007.00
RENT5	PM	13196.00	44888.00	4106.00	5730.00	12396.00	7403.00	5007.00
RENT6	PM	13196.00	44888.00	4106.00	5730.00	12396.00	7403.00	5007.00
SYNTHETIC ENEMAL ROBIALAC BALTI 3.64 LTR.	EACH	1750.00	1750.00	1830.00	1805.00	1935.00	1650.00	1700.00
SYNTHETIC ENEMAL ICI BALTI 3.64 LTR.	EACH	1790.00	1790.00	1850.00	1880.00	1935.00	2138.00	2138.00
CEMENT (LOCAL) SPECIFY BRAND NAME	BAG	507.50	512.50	497.50	510.00	507.50	500.00	510.00
BRICKS (NEW) IST CLASS	P/1000	8900.00	8900.00	7775.00	7650.00	8250.00	6000.00	9350.00
CEMENT BLOCKS (6"x8"x12")	P/100	0.00	0.00	0.00	0.00	0.00	0.00	0.00
BAJREE	100CFT	3650.00	3650.00	3900.00	3450.00	5750.00	5900.00	5500.00
SAND (BLACK PIT SAND)	K100CFT	2950.00	2950.00	1425.00	2295.00	2557.14	3162.50	2500.00
TIMBER SHESHAM LOG IST QUALITY	cubmt.	66215.00	66215.00	66215.00	64890.50	64547.50	67089.00	50323.50
IRON BAR (M.S. BAR) 1/2"	P/TON	76750.00	76750.00	71250.00	73500.00	72500.00	74500.00	72000.00
CARPANTER WAGE RATE	P/DAY	1100.00	1100.00	725.00	800.00	830.36	675.00	750.00
MASON (RAJ) WAGE RATE	P/DAY	1100.00	1100.00	750.00	800.00	926.79	675.00	950.00
UNSKILLED LABOUR WAGE RATE	P/DAY	650.00	650.00	475.00	500.00	600.00	400.00	500.00
PLUMBER WAGE RSTE	P/DAY	1100.00	1100.00	725.00	800.00	826.79	0.00	700.00
ELECTICIAN WAGE RATE PER DAY **	P/DAY	0.00	0.00	0.00	0.00	828.57	100.00	700.00
ELECTICIAN WAGE RATE PER POINT **	P/PNT	190.00	197.50	135.00	170.00	152.50	137.50	127.50
WATER CHARGES PER HOUSE	P/MONTH	139.00	96.00	80.00	80.00	300.00	30.00	100.00
ELECT.CHARGES UPTO 50 UNITS	P/UNIT	2.00	2.00	2.00	2.00	2.00	2.00	2.00
ELECT.CHARGES 01 - 100 UNIT	P/UNIT	5.79	5.79	5.79	5.79	5.79	5.79	5.79
ELECT.CHARGES 101 - 300 UNIT	P/UNIT	9.90	9.90	9.90	9.90	9.90	9.90	9.90
ELECT.CHARGES 301 - 1000 UNIT	P/UNIT	15.63	15.63	15.63	15.63	15.63	15.63	15.63
ELECT.CHARGES ABOVE 1000 UNIT	P/UNIT	17.71	17.71	17.71	17.71	17.71	17.71	17.71
ELEC	PM	10.21	10.21	10.21	10.21	10.21	10.21	10.21
GAS CHRNG upto 3.3719 MMBUT	MMBTU	124.18	124.18	124.18	124.18	124.18	124.18	124.18
GAS CHRNG 3.3719 - 6.7438 MMBUT	MMBTU	248.37	248.37	248.37	248.37	248.37	248.37	248.37
GAS CHRNG 6.7438 - 10.1157 MMBUT	MMBTU	248.37	248.37	248.37	248.37	248.37	248.37	248.37
GAS CHRNG10.1157 - 13.4876 MMBUT	MMBTU	620.91	620.91	620.91	620.91	620.91	620.91	620.91
GAS	PM	620.91	620.91	620.91	620.91	620.91	620.91	620.91
GAS	PM	372.55	372.55	372.55	372.55	372.55	372.55	372.55
KEROSENE OIL	LTR	105.00	105.00	105.00	100.00	77.00	85.00	84.50
FIREWOOD WHOLE	40 KG.	741.67	785.00	510.00	625.00	731.43	500.00	700.00
CHAIR SHESHAM WOOD WITH ARMS **	EACH	3458.33	3587.50	3100.00	3250.00	2100.00	3250.00	2250.00
CHAIR PLASTIC (CHAIRMAN) AVERAGE QUALITY	EACH	725.00	725.00	725.00	825.00	825.00	775.00	525.00
TABLE SHESHAM WOOD (4X2X5") ***	EACH	5750.00	5750.00	5250.00	4250.00	8785.71	6500.00	10250.00
SOFASET WOODEN WITH FOAM SEAT **	SET	20500.00	21812.50	20500.00	16250.00	19285.71	23000.00	17750.00
COT IRON (WITH NIWAR)AV.QLTY.	EACH	1966.67	2087.50	1800.00	1550.00	2500.00	2200.00	1650.00
ALMIRAH (STEEL) 6'X3' 20 GUAGE	EACH	8558.33	8750.00	8200.00	7750.00	9964.29	12000.00	9300.00
DINNING TABLE 6 CHAIRS A.QLTY	SET	21666.67	24000.00	21000.00	20000.00	18892.86	27000.00	25000.00
SINGLE BED WITHOUT FOAM MED.	EACH	4900.00	4900.00	4750.00	5250.00	7928.57	10500.00	10500.00
MATRESS SINGLE(4"THICK)	EACH	4900.00	4900.00	4900.00	4800.00	5000.00	5700.00	5000.00
FARSHI DARI 12'X9' AV.QLTY	EACH	1858.33	1893.75	1700.00	1025.00	1607.14	1200.00	925.00
DARI COTTON (6'x2 1/2) AV.QL	EACH	881.25	896.88	825.00	375.00	459.64	1000.00	450.00
CARPET PLAIN AV. QLTY	SQFT.	28.92	29.00	25.50	32.50	37.50	35.00	37.50

Contd.

7.11 Intercity Consumer Prices June, 2015

Description	Unit	Rawalpindi	Islamabad	Attock	Jhelum	Lahore	Sahiwal	Gujran-wala
QUILT (LIHAF) 3 KG. COTTON	EACH	975.00	1031.25	875.00	625.00	1328.57	1200.00	1025.00
BLANKET (90" x 54")	EACH	4000.00	4075.00	3100.00	2950.00	5000.00	3800.00	2900.00
BEDSHEET SINGLE BED SUP.QLTY	EACH	514.58	546.88	475.00	475.00	546.43	550.00	475.00
BED SHEET DOUBLE WITH TWO PILLOW COVERS SUP QLTY	SET	1162.50	1225.00	1225.00	1025.00	932.14	1000.00	1150.00
TOWEL(3'x2') AV. QALTY	EACH	370.42	377.50	310.00	262.50	276.43	300.00	175.00
CEILING FAN 48" SUPER QLTY **	EACH	3175.00	3175.00	3275.00	2800.00	2750.00	3495.00	2700.00
PEDESTAL FAN 22" SUPER QLTY	EACH	3475.00	3475.00	3700.00	3525.00	4000.00	5260.00	4100.00
REFG. DAWLENCE 10 CFT. D.DOOR	EACH	30500.00	30500.00	29900.00	30000.00	35000.00	30400.00	31000.00
D-FREEZER WAVES 8 CFT.	EACH	30400.00	30400.00	30400.00	30400.00	28000.00	30400.00	31000.00
AIRCONDITIONER 1.5 TON PEL	EACH	41000.00	41000.00	41000.00	42400.00	44000.00	42000.00	48000.00
SPLIT AIR CONDITIONER 1.5 TON (SPECIFY BRAND NAME)	EACH	41500.00	41500.00	41000.00	43300.00	48000.00	46000.00	46000.00
AIRCOOLER SUPER ASIA	EACH	8500.00	8500.00	11600.00	12250.00	13500.00	10000.00	12500.00
WASHING MACHINE SINGER	EACH	15650.00	15650.00	16100.00	15650.00	15600.00	15600.00	15600.00
SEWING MACHINE(SINGER)	EACH	6095.00	6095.00	6095.00	6095.00	6495.00	6260.00	5860.00
GIZER LARGE SIZE 30 GALLON CAPACITY SUP QLTY	EACH	22900.00	22900.00	23500.00	14250.00	22600.00	21400.00	13200.00
GAS BURNER DOUBLE SPFY.BRAND	EACH	1920.83	2050.00	1750.00	1850.00	1750.00	1400.00	1300.00
ELECT. IRON PHILIPS MDL.1120	EACH	1900.00	1900.00	1900.00	1775.00	1300.00	2750.00	2200.00
ELECTRIC JUICER FOR APPLE	EACH	7550.00	7550.00	7100.00	7375.00	13000.00	9250.00	4200.00
S.STEEL DEGHCHI MEDIUM SIZE ***	EACH	641.67	650.00	515.00	612.50	735.71	475.00	1185.00
ALUMINIUM COOKING PAN (DEGCHI) MED SIZE	EACH	577.08	612.50	490.00	575.00	664.29	450.00	928.00
NON STICK COOKING PAN (DEGCHI) SUP. QLTY	EACH	985.42	1012.50	725.00	925.00	1085.71	1150.00	1550.00
FRYING PAN STEEL AVG. QLTY MED. SIZE	EACH	462.50	487.50	375.00	375.00	630.36	450.00	575.00
TAWA IORN (MEDIUM SIZE) AVG. QLTY	EACH	290.00	323.75	240.00	255.00	482.14	475.00	412.50
S.STEEL PLATE A.QLTY.(M.SIZE)	EACH	85.83	82.50	72.50	55.00	78.93	65.00	110.00
TABLE SPOON S.STEEL SUP.QLTY.	DOZEN	386.25	384.38	290.00	375.00	366.07	475.00	575.00
WATER SET JUG+6 GLASSES (OMROC)	SET	406.67	410.00	362.50	385.00	730.36	470.00	350.00
TEA SET PAK. CHINAWARE 21 PCS.	SET	2229.17	2250.00	1900.00	1825.00	1557.14	2200.00	1800.00
DINNER SET PLASTIC 72 PIECES SUPERIOR QLTY	SET	7408.33	7650.00	6650.00	4250.00	5785.71	6450.00	5900.00
HOTPOT SET PLASTIC 3 PCS.	SET	1616.67	1625.00	1450.00	1375.00	1510.71	1275.00	1150.00
BUCKET(BALTI) PLASTIC MED.SIZ	EACH	257.50	273.75	245.00	315.00	478.57	300.00	300.00
LOTA PLASTIC (MED SIZE) AVERAGE QUALITY	EACH	62.92	73.13	42.50	37.50	49.64	75.00	40.00
PRESURE COOKER 4 LTR.	EACH	1775.00	1775.00	1575.00	1675.00	1540.00	1200.00	1750.00
WATER COOLER 9/10 LTR.PLASTIC ***	EACH	605.42	625.00	475.00	512.50	512.50	650.00	700.00
THERMOS STARVAC 1 LTR	EACH	487.50	525.00	475.00	437.50	525.00	450.00	600.00
BULB PHILIPS 100-WATTS	EACH	35.00	35.00	27.50	35.00	35.00	33.50	30.00
TUBE LIGHT PHILIPS 40 WATTS	EACH	100.00	100.00	110.00	110.00	100.00	95.00	100.00
ELECTRIC BLUBS "0" WATTE LOCAL	EACH	27.50	27.50	27.50	25.00	20.00	25.00	18.00
ELECTRIC BLUB ENERGY SAVER 14 WATTS	EACH	167.50	167.50	165.00	167.50	170.00	160.00	160.00
WASHING SOAP 250 GMS SPECIFY BRAND NAME	EACH	40.00	40.00	40.00	40.00	40.00	40.00	30.00
SURF EXCEL 400 GMS POLY BAG	EACH	110.00	110.00	110.00	110.00	125.00	110.00	110.00
WASHING POWDER 1000 GRM	EACH	185.00	185.00	185.00	185.00	185.00	185.00	185.00
WASHING POWDER (WHEEL/ BONUS) 100 GRAMS	EACH	110.00	110.00	110.00	110.00	90.00	90.00	85.00
CLEANSER POWDER VIM 1000 GM	PKT.	77.78	77.78	77.78	77.78	77.78	77.78	66.67
FINIS 500 ML	BOTTLE	237.50	237.50	237.50	237.50	229.41	196.87	193.75
PHNYLE TYPHONE/FINIS/CARRANITE 3 LITRES	BOTTLE	169.09	169.09	169.09	169.09	145.00	150.00	140.00
HARPIC	BOTTLE	145.00	145.00	145.00	145.00	145.00	145.00	145.00
BOOT POLISH CHERRY/KIWI 50ML	EACH	119.05	119.05	119.05	119.04	100.00	111.11	111.11
ROBIN BLUE (35 GRAMS)	PKT.	50.00	50.00	50.00	50.00	50.00	50.00	50.00
TISSU PAPER PERFUMED 100 PCS.	PKT	110.00	110.00	110.00	110.00	115.00	95.00	95.00
TOILET PAPER ROLL (R.PETEL)	P/ROLL	40.00	40.00	40.00	38.00	38.00	40.00	38.00
BOOT POLISH LIQUID CHEERY BLOSSOM KIWI 75 ML	BOTTLE	150.00	150.00	140.00	150.00	150.00	150.00	140.00
MATCH BOX SMALL	EACH	2.00	2.00	9.50	2.00	1.00	2.00	2.00
DRY CELL 1.5 VOLT(LOCAL)	EACH	30.00	30.00	30.00	22.50	25.00	30.00	15.00
HAND STITCHING NEEDLE M.SIZE	PACKET	10.00	10.00	7.75	9.00	7.50	10.00	5.00
SEWING MACHINE NEEDLE (SINGER)	EACH	5.00	5.00	5.00	5.00	10.00	5.00	6.00
HOUSEHOLD SERVANT FEMALE P/T	P/MNTH	1858.33	2000.00	1300.00	1700.00	1792.86	1500.00	1550.00
MARRIAGE HALL WITH FURNITURE	P/HEAD	146.25	155.00	125.00	125.00	143.57	150.00	115.00
SEPTRAN TABLETS	10TAB.	16.00	16.00	16.00	16.00	16.10	16.50	16.00
BRUFEN TABS 200-MG.	10TAB.	10.00	10.00	10.00	10.00	10.00	10.00	10.00
PANADOL TAB. EXTRA/PLAIN	10TAB.	10.00	10.00	10.00	10.00	10.00	10.00	10.00

Contd.

7.11 Intercity Consumer Prices June, 2015

Description	Unit	Rawalpindi	Islamabad	Attock	Jehlum	Lahore	Sahiwal	Gujran-wala
DISPRIN TAB.	10TAB.	10.00	10.00	10.00	10.00	10.00	10.00	10.00
TRISIL TAB.	10 TAB	10.00	10.00	10.00	10.00	10.00	10.00	10.00
FLAGYL TAB. 200 MG.	10TAB.	10.00	10.00	10.00	10.00	10.00	10.00	10.00
VENTOLIN TAB. 2MG.	10TAB.	9.00	9.00	9.00	9.00	9.00	9.00	9.00
DAONIL TAB. 5 MG.	10TAB.	17.00	17.00	17.00	17.00	17.00	17.00	17.00
ENTOX TAB.	10TAB.	10.00	10.00	10.00	10.00	10.00	10.00	10.00
RENITEC TAB. 5 MG.	10TAB.	59.00	59.00	59.00	59.00	59.00	59.00	59.00
CAC. 1000 TAB	BOTTLE	122.00	122.00	122.00	122.00	122.00	122.00	122.00
AMOXIL CAPSOLE 250 MG.S	10CAP.	36.00	36.00	36.00	36.00	36.00	36.00	36.00
CALCIUM SYRUP SANDOZ	BOTTLE	64.00	64.00	64.00	64.00	64.00	64.00	64.00
LEDERPLEX SYRUP	BOTTLE	35.00	35.00	35.00	35.00	35.00	35.00	35.00
SANCOS SYRUP (50 ML.)	BOTTLE	30.00	30.00	30.00	30.00	30.00	30.00	30.00
PHENERGAN SYRUP 120 ML.	BOTTLE	33.00	33.00	33.00	33.00	33.00	33.00	33.00
CALPOL SYRUP 60 ML.	BOTTLE	28.00	28.00	28.00	28.00	28.00	28.00	28.00
HYDRYLIN SYRUP 120 ML.	BOTTLE	65.00	65.00	65.00	65.00	65.00	65.00	65.00
POLYFAX EYE OINTMENT	TUBE	21.00	21.00	21.00	21.00	21.00	21.00	21.00
BETNESOL EYE DROPS	BOTTLE	33.89	33.89	33.89	33.89	33.89	33.89	33.89
EAR DROPS (CARDISPORINE) ***	BOTTLE	21.00	21.00	21.00	21.00	21.00	21.00	21.00
BETNOVATE-N OINTMENT 5 GMS	TUBE	16.00	16.00	16.00	16.00	16.00	16.00	16.00
BURNOL CREAM 30 GRM	TUBE	16.00	16.00	16.00	16.00	16.00	16.00	16.00
VICKS VAPORUB/BALM	BOTTLE	36.00	36.00	36.00	36.00	36.00	36.00	36.00
GLYCRINE SMALL BOTTLE	BOTTLE	28.00	28.00	22.50	25.00	35.00	25.00	17.00
JOUHAR JOSHANDA	PKT.	8.00	8.00	8.00	8.00	6.00	8.00	8.00
GALXOS-D (450 GRMS)	PKT.	168.75	168.75	168.75	168.75	157.50	168.75	157.50
GRUPE-WATER WOODWARDS	BOTTLE	55.00	55.00	55.00	55.00	50.00	55.00	55.00
SANIPLAST ONE PUTTY	EACH	2.00	2.00	2.00	2.00	2.00	2.00	1.50
O.R.S. (NIMCOL)	PKT.	17.00	17.00	17.00	17.00	17.00	15.00	17.00
DETTOL (MEDIUM)	BOTTLE	46.80	46.80	46.80	46.80	46.80	46.80	46.80
COTTON BANDAGE 2" - 4"	EACH	9.00	9.00	8.00	9.00	8.00	9.00	7.00
THERMOMETER CHINA	EACH	45.00	45.00	50.00	47.50	42.50	45.00	30.00
DOCTOR (MBBS) CLINIC FEE	P/PAT.	166.67	175.00	110.00	125.00	100.00	250.00	75.00
URINE TEST (DR) CHARGES	P/TEST	150.00	161.25	80.00	90.00	155.00	100.00	100.00
BLOOD TEST (CP) CHARGES	P/TEST	325.00	325.00	200.00	250.00	575.00	225.00	300.00
SUGAR TEST (RANDOM/FASTING BOTH) CHARGES	P/TEST	210.00	300.00	170.00	197.50	150.00	110.00	200.00
ECG CHARGES	P/TEST	264.58	312.50	150.00	250.00	300.00	225.00	200.00
X-RAY (CHEST) CHARGES	P/X-RAY	333.33	375.00	275.00	375.00	375.00	300.00	400.00
CAR SUZUKI 800 CC (W/O. A/C)	EACH	659800.00	659800.00	659800.00	659800.00	637000.00	625000.00	645000.00
CAR SUZUKI 1000 CC	EACH	1081300.00	1081300.00	1081300.00	1081300.00	1065000.00	1034000.00	1060000.00
CAR TOYOTA 1300 CC	EACH	1682000.00	1682000.00	1677000.00	1682000.00	1790500.00	1645500.00	1570000.00
CAR HONDA CIVIC	EACH	2145500.00	2145500.00	2145500.00	2145500.00	2147000.00	1662000.00	2027500.00
MOTORCYCLE HONDA CD-70.	EACH	63500.00	63500.00	63500.00	63500.00	63500.00	63500.00	63500.00
MOTORCYCLE YAMAHA 100CC.	EACH	79300.00	79300.00	79300.00	79300.00	79300.00	79300.00	79300.00
MOTOR CYCLE HERO 70 CC	EACH	44500.00	45000.00	46750.00	48000.00	49000.00	47500.00	42500.00
BICYCLE WITH TYRES & TUBES	EACH	7900.00	7900.00	7900.00	7200.00	7500.00	7100.00	7200.00
TYRE CAR WITH TUBE GENERAL	EACH	3175.00	3175.00	3375.00	3250.00	3000.00	2400.00	3300.00
TYRE MOTOR CYCLE WITHOUT TUBE	EACH	1137.50	1137.50	1250.00	1135.00	1420.00	900.00	1250.00
TYRE CYCLE SPECIFY BRAND NAME	EACH	345.83	355.00	370.00	387.50	330.00	330.00	330.00
TYRE CAR W/O TUBE	EACH	3050.00	3050.00	3275.00	3075.00	2700.00	2200.00	3000.00
PETROL SUPER	LITRE	77.79	77.79	77.79	77.79	77.79	77.79	77.79
HIGH SPEED DIESEL HSD	LITRE	87.12	87.12	87.12	87.12	87.12	87.12	87.12
CNG	K.G.	76.35	76.35	76.35	0.00	71.50	71.50	71.50
GAS CYLINDER STAND. SIZE	EACH	1200.00	1220.00	1210.00	1100.00	935.00	1050.00	990.00
MOTOR CYCLE SERVICE CHARGES	EACH	325.00	325.00	290.00	250.00	200.00	150.00	280.00
CAR SERVICE CHARGES	EACH	337.50	375.00	325.00	275.00	300.00	300.00	250.00
TYRE PUNCTURE CHARGES	EACH	65.00	65.00	40.00	70.00	80.00	70.00	50.00
CYCLE OVERHAULING CHARGES	EACH	783.33	825.00	290.00	375.00	319.64	312.50	160.00
CAR TAX FOR 800CC TO 1300CC	YEARLY	2650.00	432.00	2650.00	2650.00	2650.00	2650.00	2650.00
TRAIN FARE ECO. 1-100 KM.	P/KM.	0.68	0.68	0.68	0.68	0.68	0.68	0.68
TRAIN FARE ECO. 101-500 KM.	P/KM.	0.98	0.98	0.98	0.98	0.98	0.98	0.98
TRAIN FARE ECO. > 500 KM.	P/KM.	0.89	0.89	0.89	0.89	0.89	0.89	0.89

Contd.

7.11 Intercity Consumer Prices June, 2015

Description	Unit	Rawalpindi	Islamabad	Attock	Jehlum	Lahore	Sahiwal	Gujran-wala
TRAIN FARE IST SLP. 1-100KM	P/KM.	2.10	2.10	2.10	2.10	2.10	2.10	2.10
TRAIN FARE IST SLP.101-500 KM	P/KM.	2.59	2.59	2.59	2.59	2.59	2.59	2.59
TRAIN FARE IST SLP. > 500 KM	P/KM.	1.99	1.99	1.99	1.99	1.99	1.99	1.99
TRAIN FARE A/C SLP. 1-100KM.	P/KM	5.76	5.76	5.76	5.76	5.76	5.76	5.76
TRAIN FARE A/C SLP.101-500KM	P/KM.	4.59	4.59	4.59	4.59	4.59	4.59	4.59
TRAIN FARE A/C SLP > 500KM.	P/KM	4.16	4.16	4.16	4.16	4.16	4.16	4.16
PLATFORM TICKET	EACH	10.00	10.00	10.00	10.00	10.00	10.00	10.00
AUTO RICKSHAW FARES	KM/MIN	75.00	0.00	45.00	75.00	50.00	70.00	60.00
FULL TONGA CHARGES	KM/MIN	0.00	0.00	0.00	0.00	65.00	90.00	50.00
TAXI 4 SEATER FARE	KM/MIN	100.00	100.00	75.00	0.00	100.00	100.00	100.00
BUS FARE MIN (WITHIN CITY)	TICKET	11.00	11.00	0.00	11.00	11.00	0.00	10.00
BUS FARE MAX (WITHIN CIT	TICKET	21.50	21.50	0.00	21.50	19.00	0.00	20.00
BUS FARE OUTSIDE CITY	P/KM.	0.93	0.93	0.93	0.93	0.93	0.93	0.93
A/C BUS FARE OUTSIDE CITY	P/KM.	1.55	1.55	1.53	1.55	2.00	1.55	1.45
MINIBUS FARE MIN.WITH IN CITY	TICKET	11.00	11.00	0.00	0.00	11.00	0.00	10.00
MINIBUS FARE MAX.WITH IN CITY	TICKET	21.50	21.50	0.00	0.00	29.00	0.00	20.00
SUZUKI FARE MIN.WITH IN CITY	TICKET	11.00	11.00	10.00	0.00	12.00	0.00	10.00
SUZUKI FARE MAXIMUM W.IN CITY	TICKET	17.00	17.00	10.00	10.00	22.00	0.00	20.00
AIR FARE ECONOMY CLASS.	P/KM.	19.26	19.26	0.00	0.00	19.26	0.00	0.00
POSTAL ENVELOPE DOMESTIC	EACH	8.00	8.00	8.00	8.00	8.00	8.00	8.00
ENVELOPE FOR SAUDI ARABIA	EACH	50.00	50.00	50.00	50.00	50.00	50.00	50.00
POSTAL REGISTRATION CHARGES	EACH	28.00	28.00	28.00	28.00	28.00	28.00	28.00
U.M.S. REG CHARGES MIN.	EACH	58.00	58.00	58.00	58.00	58.00	58.00	59.00
T.C.S. CH. MIN.WITH IN ZONE	EACH	150.00	150.00	150.00	150.00	110.00	150.00	110.00
TELEPHONE CHARGES LOCAL CALL	P/CALL	3.94	3.94	3.94	3.94	3.94	3.94	3.94
TEL CHARGES OUT SIDE CITY	P/CALL	3.94	3.94	3.94	3.94	3.94	3.94	3.94
INTERNET CHARGES	P/HOUR	27.50	27.50	27.50	50.00	15.00	12.00	20.00
MOBILE CELL CHARGES	P/UNIT	3.00	3.00	3.00	3.00	2.50	3.00	3.00
FAX CHARGES (LOCAL)	P/PAGE	12.50	12.50	12.50	12.50	10.00	20.00	30.00
TELEPHONE SET AV. QLTY	EACH	625.00	725.00	550.00	825.00	775.00	650.00	450.00
MOBILE SET NOKIA/SONY/ERICSON/SAMSUNG WITHOUT CAMERA	EACH	2133.33	2175.00	2125.00	2450.00	2700.00	2200.00	2825.00
T.V. 20" COLORED WEGA H-A21.	EACH	18108.33	18200.00	18100.00	18100.00	20500.00	18900.00	15000.00
T.V 20" COLOR CHINA/KORIA)	EACH	14250.00	14250.00	14250.00	14250.00	6500.00	13500.00	7000.00
V.C.P. PANASONIC/LG/NAT	EACH	5900.00	5900.00	5550.00	5750.00	4200.00	0.00	0.00
DVD/VCD PLAYER PANASONIC/LG	EACH	3750.00	3750.00	3550.00	3750.00	6542.86	4500.00	4600.00
RADIO WITH C.PLAYER NATIONAL	EACH	2150.00	2150.00	2150.00	2050.00	1825.00	1800.00	2262.50
PERSONNEL COMPUTER (BRANDED)	EACH	69250.00	69250.00	69250.00	69500.00	53000.00	37000.00	37400.00
VID. CASSETTE BLK. TDK/SONY	EACH	144.17	145.00	135.00	175.00	122.50	155.00	0.00
COM. C. D. (TDK/IMATION)	EACH	56.67	59.38	75.00	75.00	37.14	60.00	35.00
TAPE RECORDER CASSETTE BLANK	EACH	42.50	47.50	42.50	47.50	40.00	65.00	35.00
VIDEO GAME SEGA 16 BYTE	EACH	1150.00	1150.00	1175.00	1050.00	1200.00	1650.00	1050.00
CINEMA A/C. HIGH CLASS	TICKET	150.00	0.00	0.00	0.00	115.71	0.00	80.00
CINEMA NON-A/C HIGH CLASS	TICKET	80.00	0.00	0.00	0.00	72.86	50.00	60.00
CABLE CHARGES	PER MONT	325.00	325.00	275.00	300.00	275.00	200.00	300.00
TV.LICENCE FEE DOMESTIC	YEARLY	420.00	420.00	420.00	420.00	420.00	420.00	420.00
ENGLISH BOOK CLASS V1	EACH	78.00	78.00	78.00	78.00	78.00	78.00	78.00
ENGLISH BOOK CLASS IX OR X	EACH	130.00	130.00	130.00	130.00	130.00	130.00	130.00
ENG. BOOK IST.YR COMPLETE SET	EACH	84.00	84.00	84.00	84.00	84.00	84.00	84.00
ENGLISH BOOK BA/B.SC	EACH	178.00	178.00	178.00	178.00	178.00	178.00	178.00
URDU BOOK CLASS V (T.B.BORD)	EACH	71.00	71.00	71.00	71.00	71.00	71.00	71.00
URDU BOOK CLASS IX/X(T.B.B)	EACH	137.00	137.00	137.00	137.00	137.00	137.00	137.00
URDU BOOK IST.YEAR/INTER	EACH	53.00	53.00	53.00	53.00	53.00	53.00	53.00
URDU BOOK BA/B.SC	EACH	140.00	140.00	140.00	140.00	140.00	140.00	140.00
MATHS BOOK CALSS V (T.B.B)	EACH	84.00	84.00	84.00	84.00	84.00	84.00	84.00
MATHS BOOK CLASS IX OR X	EACH	270.00	270.00	270.00	270.00	270.00	270.00	270.00
MATHS BOOK IST.YEAR (T.B.B)	EACH	156.00	156.00	150.00	156.00	156.00	156.00	156.00
PAKISTAN STUDIES BOOK BA/B.SC	EACH	125.00	125.00	125.00	125.00	125.00	125.00	125.00
DAILY "DAWN"	P/COPY	19.00	19.00	19.00	19.00	19.00	19.00	19.00
DAILY "JANG"	P/COPY	12.00	12.00	12.00	12.00	12.00	12.00	12.00
DAILY "NAWA-E-WAQT"	P/COPY	12.00	12.00	12.00	12.00	12.00	12.00	12.00

Contd.

7.11 Intercity Consumer Prices June, 2015

Description	Unit	Rawalpindi	Islamabad	Attock	Jehlum	Lahore	Sahiwal	Gujran-wala
WEEKLY "AKHBAR-E-JAHAN"	P/COPY	55.00	55.00	55.00	55.00	55.00	55.00	55.00
WEEKLY "MAG"	P/COPY	45.00	45.00	45.00	45.00	45.00	45.00	45.00
MONTHLY "NAUNEHAL DIGEST"	P/COPY	35.00	35.00	35.00	35.00	35.00	35.00	35.00
PAPER FOOLSCAPE (27"x17")	QUIRE	57.50	57.50	57.50	55.00	25.00	25.00	30.00
EXERCISE.BOOK LINED 80/100 PGS	EACH	62.50	67.50	62.50	57.50	30.00	35.00	32.50
PENCIL.GOLDFISH/DEER	EACH	8.00	8.00	8.00	8.00	6.00	6.00	7.00
PEN INK DOLLOR 57 ML BOTTLE	EACH	25.00	25.00	25.00	20.00	20.00	20.00	20.00
PHOTOSTATE PAPER 70 GM	PRT	365.00	365.00	365.00	305.00	350.00	330.00	350.00
BALL PEN (local)	EACH	8.00	8.00	8.00	8.00	6.00	6.00	5.00
FOUNTAIN PEN HERO/WINGS/CHINA	EACH	47.50	47.50	47.50	46.25	60.00	50.00	40.00
PRIVATE SCHOOL FEE ENGLISH MED. AVG. STANDARD (CLASS I)	P/MONTH	3245.83	3090.63	1112.50	1972.50	1571.43	2087.50	1550.00
PRIVATE SCHOOL FEE ENGLISH MED. AVG. STANDARD (CLASS V)	P/MONTH	3229.17	3184.38	1300.00	1950.00	1750.00	2087.50	1650.00
PRIVATE SCHOOL FEE ENGLISHMED. AVG. STANDARD (CLASS VI)	P/MONTH	3279.17	3359.38	1312.50	1997.50	1967.86	2112.50	1800.00
PRIVATE SCHOOL FEE ENGLISH MED. AVG. STANDARD (CLASS X)	P/MONTH	3575.00	3681.25	1725.00	2205.00	2478.57	2275.00	2200.00
PRIVATE MEDICLLE COLLEGE FEE MBBS (1ST YEAR)	P/MONTH	50468.75	50468.75	50468.75	0.00	30208.00	0.00	0.00
PRIVATE ENGINEERING COLLEGE FEE (ISTR YEAR)	P/MONTH	14975.25	14975.25	11011.50	0.00	19550.00	0.00	0.00
GOVT. COLLEGE FEE 1ST. YEAR	MONTH	50.00	195.00	50.00	50.00	60.00	50.00	50.00
GOVT. COLLEGE FEE 4TH. YEAR	MONTH	60.00	225.00	60.00	60.00	70.00	60.00	60.00
GOVT. UNIVERSITY FEE MSC.	MONTH	77.50	1000.00	77.50	80.00	97.79	80.00	115.00
GOVT. MED. COLLEGE FEE MBBS	MONTH	873.00	873.00	873.00	0.00	1250.00	1250.00	0.00
GOVT. ENGG. COLL. FEE I YEAR	MONTH	600.00	600.00	600.00	0.00	750.00	500.00	0.00
COACHING FEE FOR CLASS IX/X	P/MONTH	2750.00	2987.50	1550.00	3000.00	1828.57	1400.00	600.00
COACHING CHARGES FOR CLASS 1ST YEAR/INTER (SCIENCE)	P/MONTH	3250.00	3450.00	2200.00	3500.00	2821.43	2300.00	1200.00
COACHING CHARGES FOR CLASS 1ST YEAR/INTER (COMMERCE)	P/MONTH	2691.67	3062.50	1900.00	3500.00	2792.86	1300.00	1200.00
I.T. TUITION FEES	P/MONTH	2100.00	2100.00	1450.00	3231.25	6066.80	1500.00	4500.00
MBA TUITION FEES	P/MONTH	13955.00	13955.00	7667.00	4500.00	15687.50	0.00	7000.00
BREAD TANDOORI ST. SIZE	EACH	7.50	7.50	6.50	6.00	6.00	6.00	6.00
COOKED MUTTON (AV. HOTEL)	PLATE	155.00	157.50	190.00	155.00	200.71	150.00	120.00
COOKED BEEF (AV. HOTEL)	PLATE	85.83	88.75	75.00	80.00	78.21	80.00	60.00
COOKED DAL (AV. HOTEL)	PLATE	55.83	62.50	57.50	47.50	50.71	40.00	35.00
CHICKEN BIRYANI FULL/DOUBLE	PLATE	125.00	135.00	145.00	110.00	128.93	130.00	110.00
HAIRCUT CHARGES FOR MEN	P/CUT	86.25	102.50	75.00	55.00	103.93	100.00	60.00
BEAUTY PORL HAIR STYL CHARGE	P/STY.	391.67	475.00	275.00	475.00	248.21	250.00	350.00
SHAVING CHARGES	PER SHV	49.58	60.00	55.00	40.00	49.64	40.00	40.00
LIPSTICK S.MISS/MEDORA	EACH	110.00	110.00	115.00	110.00	120.00	110.00	110.00
NAIL POLISH S.MISS/MEDORA	EACH	115.00	115.00	105.00	115.00	110.00	95.00	60.00
PERFUME MED.SIZE MEDORA/BROACH	EACH	200.00	200.00	200.00	200.00	180.00	170.00	120.00
HAIR-OIL AMLA/CHAMBELI	BOTTLE	100.00	100.00	110.00	100.00	130.00	120.00	110.00
TOILET SOAP LUX 95 GRAMS	EACH	34.70	34.70	34.70	34.70	34.70	34.70	34.70
TOILET SOAP LIFEBOUY 140 GRM	EACH	37.00	37.00	36.00	37.00	37.00	37.00	36.00
TOILET SOAP SAFEGUARD BATH SIZE	EACH	46.00	46.00	46.00	46.00	50.00	46.00	50.00
TOOTHPASTE MACKLINES 70 GRM	EACH	50.00	50.00	50.00	50.00	50.00	50.00	50.00
TOOTHPAST MED SIZE CLGATE 70 GMS	EACH	75.00	75.00	75.00	75.00	60.67	60.67	60.67
TOOTHBRUSH SHEILD A/PLAUQUE	EACH	22.00	22.00	22.00	22.00	35.00	55.00	50.00
TOOTHPOWDER DENTONIC 90 GRM	EACH	28.00	28.00	28.00	28.00	28.00	28.00	25.00
HAIR-COLOUR BEGIN (6 GMS)	EACH	100.00	100.00	100.00	100.00	95.00	100.00	100.00
HAIR COLOUR (KALAKOLA)	BOTTLE	130.00	130.00	130.00	130.00	130.00	120.00	140.00
FACECREAM PONDS (MEDIUM)	EACH	110.00	110.00	110.00	110.00	110.00	110.00	110.00
TALC POWDER VICE ROAY,B.CAT	EACH	135.00	135.00	145.00	145.00	130.00	150.00	135.00
BLADE TREET ORDINARY 10'S	PKT.	30.00	30.00	30.00	30.00	35.00	32.00	40.00
BLADE 7-O-CLOCK STAIN. 5'S	PKT.	35.00	35.00	35.00	35.00	32.00	30.00	35.00
SHAMPOO SUNSILK/PAINTIN 100 ML	BOTTLE	110.00	110.00	110.00	110.00	110.00	110.00	110.00
BEAUTY CREAM (FAIR & LOVELY)	EACH	65.00	65.00	65.00	65.00	99.00	155.00	155.00
HAIR REMOVING CREAM (EU-CREAM)	TUBE	65.00	65.00	65.00	65.00	65.00	65.00	65.00
GEL MEDIUM SIZE	BOTTLE	102.50	107.50	100.00	127.50	65.00	120.00	65.00
DISPOSABLE RAZOR GILLET-II	EACH	42.50	42.50	42.50	40.00	35.00	45.00	43.00
SHAVING CREAM TOUCH-ME/ADM.	EACH	65.00	65.00	65.00	65.00	65.00	60.00	65.00
GOLD TEZABI 24 CT	10 GM.	39400.00	39400.00	39440.00	39350.00	39771.00	38923.00	39266.00
SILVER TEZABI 24 CT	10 GM.	575.00	575.00	550.00	605.00	550.00	574.00	565.00
ARTIFICIAL JEWELLARY SET	SET	1225.00	1275.00	850.00	662.50	957.14	500.00	800.00
WRIST WATCH GENTS CITIZEN (ORIGINAL) ***	EACH	4900.00	4900.00	4900.00	3750.00	6535.71	4250.00	2500.00
WRIST WATCH LADIES CITIZEN (ORIGINAL) ***	EACH	4900.00	4900.00	4900.00	3750.00	7500.00	4250.00	2500.00
WALL CLOCK QUARTZ AV.QLTY	EACH	520.83	550.00	550.00	310.00	725.00	600.00	487.50
SUITCASE REXIN (24"x16"x6")	EACH	1775.00	1775.00	1425.00	850.00	989.29	1050.00	725.00
TRUNK MEDIUM SIZE ***	EACH	2250.00	2243.75	1975.00	1950.00	2246.43	2000.00	1525.00
PURSE LADIES (LEATHER) AVERAGE QUALITY	EACH	529.17	612.50	525.00	437.50	1250.00	712.50	712.50

7.11 Intercity Consumer Prices June, 2015

Description	Unit	Wazirabad	Sialkot	Faisal-abad	Jhang	Multan	Muzaffar-garh	D.G. Khan
WHEAT	10 KG.	320.00	350.00	318.75	316.00	295.00	322.50	318.75
WHEAT FLOUR FINE/SUPERIOR.	KG.	42.00	50.00	39.00	39.00	38.00	38.00	40.00
WHEAT FLOUR AVG. QLTY	KG.	40.00	38.25	34.50	38.00	35.00	35.00	35.00
WHEAT FLOUR BAG	10 KG.	400.00	377.50	345.00	350.00	350.00	350.00	348.25
MAIDA	KG.	50.00	50.00	47.50	45.00	45.00	45.00	50.00
SUJI	KG.	50.00	50.00	50.00	48.00	45.00	45.00	50.00
BESAN AV. QLTY.	KG.	95.00	100.00	90.00	65.00	97.50	97.50	100.00
RICE BASMATI SUP. QLTY.	KG.	85.00	82.50	130.00	130.00	114.17	117.50	100.00
RICE BASMATI 385/386	KG.	62.50	75.00	92.50	65.00	73.33	77.50	70.00
RICE BASMATI BROKEN AV.QLTY	KG.	55.00	62.50	72.50	60.00	70.00	67.50	60.00
RICE IRR1-6 (SINDH/PUNJAB)	KG.	52.50	47.50	62.50	40.00	37.00	35.50	35.00
VERMICELLI	KG.	80.00	65.00	75.00	65.00	80.00	80.00	80.00
BREAD PLAIN MEDIUM SIZE	EACH	40.00	40.00	40.00	40.00	45.00	45.00	45.00
RUSK (PAPAY)	KG.	160.00	140.00	195.00	160.00	215.00	200.00	200.00
BISCUITS-PACKED	PKT	35.00	35.00	35.00	35.00	35.00	35.00	35.00
BISCUIT-BAKERY (LOOSE)	250 GM	100.00	80.00	73.75	65.00	90.00	70.00	80.00
CORNFLAKS FAUJI 225 GM.	PKT	180.00	166.50	195.00	180.00	175.50	175.50	198.00
SAMOSA (VEGATABLE)	EACH	10.00	15.00	19.00	15.00	14.33	13.50	10.00
PASTRY AV.QLTY.	EACH	30.00	25.00	23.75	30.00	35.00	22.50	30.00
PATTIES (VEGATABLES)	EACH	15.00	20.00	23.75	30.00	26.67	25.00	20.00
NIMCO	250 GM	50.00	50.00	67.50	65.00	67.50	67.50	60.00
CHIPS	250 GM	62.50	65.00	66.25	100.00	83.33	82.50	65.00
BEEF WITH BONE AV.QLTY.	KG	280.00	280.00	290.00	280.00	300.00	270.00	290.00
MUTTON AV.QLTY.	KG	550.00	600.00	600.00	650.00	600.00	525.00	625.00
CHICKEN FARM BROILER (LIVE)	KG	178.00	181.00	180.00	210.00	197.50	197.50	190.00
FISH-RAHU MEDIUM SIZE	KG	250.00	250.00	290.00	320.00	270.00	270.00	260.00
MILK FRESH (UNBOILED)	LTR.	80.00	70.00	70.00	60.00	75.00	70.00	70.00
CURD	KG.	90.00	80.00	80.00	70.00	90.00	80.00	85.00
MILK TETRA PACK 1/2 LTR.	PKT.	60.00	60.00	60.00	60.00	60.00	60.00	60.00
LACTOGEN 400 GRAMS	PKT.	430.00	435.00	435.00	425.00	435.00	435.00	435.00
POWDER MILK NIDO 400GM.	PKT	350.00	360.00	350.00	360.00	360.00	360.00	360.00
MILK POWDER LOOSE/PACKED	KG.	450.00	460.00	525.00	400.00	512.50	510.00	640.00
BUTTER LOCAL PACKED	50 GM.	30.00	25.00	32.00	30.00	27.00	27.00	25.00
EGGS FARM	DOZ	82.00	85.00	82.00	75.00	82.50	82.50	80.00
MUSTARD OIL AV.QLTY.	KG.	160.00	150.00	200.00	140.00	168.33	170.00	170.00
COOKING OIL (DALDA)	2.5LTR	470.00	467.00	465.00	470.00	465.00	465.00	490.00
COOKING OIL (PAKWAN) OTHER BRAND SPECIFY	2.5 LTR	455.00	467.00	460.00	495.00	452.50	452.50	490.00
VEGETABLE GHEE TIN	2.5KG.	440.00	452.00	460.00	465.00	460.00	460.00	485.00
VEGETABLE GHEE (LOOSE)	KG.	135.00	135.00	135.00	150.00	144.00	145.00	150.00
DATES AV.QLTY.	KG.	160.00	210.00	190.00	160.00	170.83	180.00	145.00
PISTACHIO AV.QLTY.	50 GM.	125.00	135.00	78.75	60.00	114.17	117.50	120.00
ALMONDS WHOLE AV.QLTY.	KG.	450.00	575.00	525.00	550.00	475.00	475.00	550.00
COCONUT DRY AV.QLTY.	KG.	260.00	285.00	280.00	250.00	296.67	305.00	300.00
RAISINS AV.QLTY.	50 GM.	20.00	20.00	21.25	20.00	19.33	22.50	15.00
GROUNDNUTS (WITH SHELL)	KG.	200.00	200.00	200.00	130.00	170.00	190.00	150.00
MALTA/MOSAMBI	DOZ	0.00	0.00	0.00	0.00	0.00	0.00	0.00
KINNU	DOZ	0.00	0.00	0.00	0.00	0.00	0.00	0.00
APPLE	KG	150.00	110.00	170.00	150.00	195.00	190.00	120.00
ALOO BUKHARA	KG	120.00	200.00	175.00	160.00	175.00	155.00	200.00
POMEGRANATE (ANNAR)	KG	0.00	0.00	0.00	0.00	0.00	0.00	0.00
GRAPES	KG	0.00	0.00	0.00	0.00	0.00	0.00	0.00
BANANAS	DOZ	100.00	120.00	90.00	100.00	90.00	90.00	100.00
MANGO KALMI	KG	95.00	80.00	82.50	100.00	90.00	85.00	75.00
GUAVA	KG	0.00	0.00	0.00	0.00	0.00	0.00	0.00
WATERMELON (TURBOOZ)	KG	20.00	20.00	20.00	20.00	25.83	22.50	30.00
MUSKMELON (KHARBOOZA)	KG	50.00	40.00	42.50	30.00	43.33	42.50	40.00
SWEETMELON (GARMA)	KG	0.00	0.00	0.00	0.00	0.00	0.00	0.00
PULSE MASOOR (WHOLE)	KG.	130.00	130.00	122.50	115.00	119.17	127.50	130.00
PULSE MASOOR (WASHED)	KG.	160.00	140.00	162.50	140.00	137.50	137.50	130.00
PULSE MOONG (WASHED)	KG.	160.00	170.00	177.50	155.00	155.00	157.50	160.00

Contd.

7.11 Intercity Consumer Prices June, 2015

Description	Unit	Wazirabad	Sialkot	Faisal-abad	Jhang	Multan	Muzaffar-garh	D.G. Khan
PULSE MASH (WASHED)	KG.	195.00	205.00	200.00	140.00	177.50	182.50	180.00
PULSE GRAM	KG.	90.00	95.00	95.00	90.00	94.17	92.50	90.00
GRAM WHOLE BLACK AV.QLTY.	KG.	85.00	95.00	85.00	80.00	87.50	90.00	80.00
GRAM WHOLE YELLOW AV.QLTY	KG.	100.00	110.00	110.00	80.00	100.83	105.00	100.00
BEANS (LAL LOBIA)	KG.	130.00	170.00	140.00	160.00	160.00	170.00	180.00
POTATOES	KG	20.00	30.00	26.25	30.00	27.50	27.50	30.00
ONION	KG	50.00	50.00	47.50	45.00	47.50	42.50	40.00
TURNIP	KG	0.00	0.00	0.00	0.00	0.00	0.00	0.00
RADISH	KG	0.00	0.00	0.00	0.00	0.00	0.00	0.00
TOMATOES	KG	60.00	60.00	50.00	25.00	62.50	67.50	60.00
CABBAGE	KG	0.00	0.00	0.00	0.00	0.00	0.00	0.00
CAULIFLOWER	KG	0.00	0.00	0.00	0.00	0.00	0.00	0.00
BRINJAL	KG	30.00	35.00	26.25	40.00	37.50	37.50	40.00
PUMPKIN	KG	20.00	40.00	17.50	25.00	22.50	22.50	30.00
BOTTLEGOURD	KG	30.00	40.00	20.00	20.00	32.50	22.50	20.00
LADY FINGER	KG	60.00	60.00	48.75	80.00	53.33	42.50	50.00
PEAS	KG	0.00	0.00	0.00	0.00	0.00	0.00	0.00
SPINACH	KG	0.00	0.00	0.00	0.00	0.00	0.00	0.00
TINDA	KG	50.00	45.00	41.25	40.00	42.50	40.00	30.00
TURAI	KG	40.00	30.00	18.75	40.00	32.50	27.50	20.00
KARAILA	KG	40.00	50.00	33.75	30.00	32.50	27.50	20.00
ARVI	KG	80.00	100.00	82.50	120.00	98.33	95.00	80.00
CHILLIES GREEN	KG	30.00	65.00	45.00	40.00	42.50	37.50	60.00
CARROT	KG	0.00	0.00	0.00	0.00	0.00	0.00	0.00
COCUMBER (KHEERA)	KG	30.00	45.00	32.50	30.00	54.17	57.50	60.00
LEMON	250GM	50.00	55.00	33.75	40.00	37.50	32.50	50.00
SUGAR REFINED	KG.	62.00	62.00	60.75	60.00	60.17	60.00	62.00
GUR AV.QLTY	KG.	80.00	90.00	75.00	80.00	80.83	80.00	90.00
HONEY LANGANESE 500 GM.	BOTTLE	780.00	692.00	820.00	840.00	850.00	850.00	925.00
MILO 200 GM.	BOTTLE	186.66	222.00	225.00	166.66	200.00	200.00	250.00
CUSTARD POWDER RAFHAN 300 GM.	PKT	75.00	75.00	75.00	75.00	75.00	75.00	75.00
TOFFEE (HILAL)	EACH	1.00	1.00	2.00	2.00	1.00	1.00	1.00
CHOKELATE CANDY (SMALL SIZE)	EACH	5.00	5.00	5.00	5.00	5.00	5.00	5.00
SWEETMEAT (MIXED)	KG	280.00	260.00	255.00	280.00	291.67	280.00	290.00
ICE CREAM WALLS	CUP.	40.00	40.00	40.00	40.00	40.00	40.00	40.00
ICE	KG	5.00	10.00	10.00	4.00	4.00	3.50	6.00
JAM AHMED/MITCHELLES	BOTTLE	130.00	125.00	130.00	130.00	130.00	130.00	140.00
SQUASH-MITCHELLES	BOTTLE	145.00	135.00	155.00	160.00	160.00	160.00	160.00
ROOH AFZA	BOTTLE	150.00	150.00	160.00	150.00	150.00	150.00	150.00
JAM-E-SHIREEN	BOTTLE	155.00	160.00	155.00	150.00	160.00	160.00	160.00
SAUNF	50 GM	20.00	17.50	17.50	15.00	16.67	19.00	13.50
CINAMON LOOSE AV. QLTY	50 GM.	30.00	20.00	25.00	25.00	20.33	25.00	20.00
CUMINSEED WHITE NATIONAL	50 GM.	52.00	52.00	54.00	55.00	52.00	52.00	52.00
PEPPER BLACK NATIONAL	50 GM.	96.00	96.00	96.00	96.00	96.00	96.00	96.00
CLOVES LOOSE AV.QLTY	50 GM.	100.00	95.00	98.25	80.00	82.50	92.50	80.00
CARDAMOM LARGE LOOSE AV.QLTY	50 GM.	180.00	110.00	102.50	160.00	179.17	177.50	160.00
CARDAMOM SMALL AV.QLTY	50 GM.	100.00	100.00	77.50	90.00	82.50	92.50	70.00
SALT-POWDERED (LAHORI) LOOSE	KG.	10.00	10.00	9.00	8.00	9.00	9.00	10.00
SALT POWDERED (NATIONAL/SHAN)	PKT	25.00	25.00	25.00	25.00	25.00	25.00	25.00
CHILLIES POWD.NATIONAL 200GM	PKT	105.00	105.00	105.00	105.00	105.00	105.00	105.00
CHILLIES POWDER LOOS	KG.	280.00	260.00	270.00	280.00	255.00	255.00	240.00
CORRIANDER SEED POWD.NATIONAL	PKT	88.00	78.00	104.00	95.00	88.00	88.00	78.00
CORRIANDER SEED (LOOSE)	KG.	260.00	270.00	290.00	260.00	270.00	270.00	240.00
TURMERIC POWD.NATIONAL 50GM	PKT.	35.00	35.00	35.00	35.00	35.00	35.00	35.00
CURRY POWD. NATIONAL 200 GM	PKT.	87.00	87.00	87.00	87.00	87.00	87.00	87.00
TOMATO KETCHUP AHMED/MITCHL	BOTTLE	100.00	85.00	90.00	90.00	95.00	95.00	80.00
PICKLES AHMED/MITCHELLES	BOTTLE	95.00	100.00	120.00	105.00	110.00	110.00	95.00
VINEGAR SYNTHETIC (SIRKA)	BOTTLE	70.00	80.00	95.00	85.00	82.00	85.00	80.00
GARLIC	KG	130.00	150.00	125.00	150.00	123.33	127.50	140.00
GINGER	KG	160.00	270.00	210.00	340.00	251.67	245.00	200.00

Contd.

7.11 Intercity Consumer Prices June, 2015

Description	Unit	Wazirabad	Sialkot	Faisal-abad	Jhang	Multan	Muzaffar-garh	D.G. Khan
TAPAL DANEDAR TEA 200GM PACKET	PKT	136.84	129.47	136.84	136.84	136.84	136.84	136.84
TEA LIPTON YELLOW LABEL 200GM.	PKT.	152.63	152.63	157.89	149.47	157.89	157.89	149.47
TEA LOOSE KENYA AV.QLTY 250GM.	PKT.	130.00	145.00	152.50	140.00	115.83	125.00	122.50
COFFEE-NESCAFE 75 GM. **	BOTTLE	340.00	295.00	360.00	340.00	320.00	320.00	350.00
COLD DRINK (STANDARD SIZ)	BOTTLE	25.00	20.00	25.00	25.00	20.00	20.00	25.00
FRUIT JUICE TETRA PACK	PKT.	25.00	15.00	20.00	20.00	18.00	18.00	15.00
MINERAL WATER NESTLE 1.5 LTR	BOTTLE	45.00	47.50	45.00	50.00	47.00	47.00	50.00
CIGARETTES K-2 10'S **	PKT	55.00	50.00	55.00	60.00	52.00	52.00	43.00
CIGARETTES CAPSTAN 10'S **	PKT	60.00	50.00	60.00	60.00	57.00	57.00	57.00
CIGARETTES GOLD LEAF 20'S	PKT	120.00	100.00	120.00	120.00	109.00	109.00	110.00
CIGARETTES MORVEN GOLD 20'S	PKT	60.00	50.00	60.00	60.00	57.00	57.00	57.00
BETEL LEAVES	50GM.	60.00	70.00	60.00	70.00	50.00	55.00	75.00
BETEL NUTS	KG.	280.00	400.00	360.00	340.00	275.00	275.00	350.00
LONG CLOTH 57" GUL AHMED/AL-KARAM	METER	172.50	135.00	237.50	350.00	250.00	250.00	250.00
SHIRTING AV.QLTY.	METER	150.00	175.00	125.00	300.00	210.00	190.00	210.00
PANT CLOTH W & WEAR AV.QLTY	METER	312.50	215.00	475.00	400.00	342.50	342.50	325.00
LAWN PRINTED GUL AHMED/AL-KARAM	METER	197.50	177.50	240.00	360.00	360.00	270.00	312.50
GEORGETTE AV.QLTY	METER	150.00	130.00	160.00	350.00	108.00	115.00	125.00
LINEN AV.QLTY ***	METER	100.00	140.00	140.00	250.00	250.00	225.00	137.50
HEAVY WT SUITING LAWERNCPUR AVG QLTY	METER	1050.00	925.00	1375.00	1700.00	1200.00	1200.00	1700.00
HEAVY WT SUITING LAWERNCPUR SUP QLTY	METER	2350.00	950.00	1525.00	2000.00	1950.00	1950.00	1950.00
TROPICAL SUITING LAW.PUR	METER	925.00	800.00	1100.00	1700.00	1200.00	1200.00	1100.00
PANT BOY 24"/26" LENGTH.	EACH	700.00	400.00	400.00	550.00	380.00	365.00	550.00
SHIRT BOY 24"/26" LENGTH	EACH	425.00	355.00	300.00	450.00	310.00	290.00	500.00
SCHOOL UNI. PANT,SHIRT BOYS	SUIT	1000.00	625.00	475.00	700.00	573.33	525.00	650.00
SCHOOL UNI. KAMEEZ,SHAL.BOYS	SUIT	1000.00	625.00	475.00	750.00	518.00	675.00	750.00
SCHOOL UNI. KAMEEZ,SHAL.GIRL	SUIT	900.00	575.00	562.50	700.00	516.67	675.00	750.00
FROCK W/WEAR GIRLS	EACH	875.00	700.00	700.00	1200.00	1433.33	1900.00	900.00
AWAMI-SUIT W & W(BOY) 24"/26	SUIT	1050.00	950.00	556.25	1200.00	815.00	775.00	1100.00
AWAMI-SUIT W&W (GENTS)AV.QLTY	SUIT	1050.00	1250.00	837.50	1350.00	1045.00	1350.00	1600.00
PULLOVER GENTS OXFORD/BON.	EACH	3050.00	3000.00	3100.00	3280.00	3250.00	2800.00	2600.00
PULLOVER LADIES OXFORD/BON.	EACH	2850.00	3000.00	2500.00	2300.00	2990.00	2600.00	2500.00
PULLOVER (GENTS) OTHERS A.QTY	EACH	550.00	650.00	687.50	700.00	1012.50	975.00	500.00
SECOND-HAND COAT FOR MEN	EACH	475.00	500.00	425.00	600.00	425.00	375.00	200.00
SECONDHAND SWEETER FOR MEN DUP QLTY	EACH	525.00	300.00	225.00	200.00	237.50	135.00	50.00
SECONDHAND WINTER JACKET	EACH	575.00	350.00	425.00	600.00	315.00	225.00	150.00
UNDERWEAR AV.QLTY MEDIUM SIZE	EACH	150.00	100.00	75.00	125.00	153.33	145.00	135.00
VEST FOR MEN AV.QLTY.	EACH	105.00	112.50	110.00	130.00	140.00	155.00	110.00
VEST/SHAMEEZ (WOMEN) AVG. QLTY	EACH	130.00	125.00	112.50	240.00	158.00	135.00	155.00
SOCKS NYLON (PAKISTANI)	PAIR	90.00	65.00	65.00	75.00	92.50	82.50	90.00
BRASSIER AV.QLTY.	EACH	127.50	175.00	125.00	220.00	149.17	95.00	135.00
BRASSIER SUP QLTY	EACH	270.00	462.50	340.00	595.00	336.67	210.00	350.00
DOPATTA GEORGETTE AV.QLTY.	EACH	235.00	275.00	231.25	400.00	226.67	250.00	275.00
DOPATTA COTTON AV GLTY	EACH	180.00	225.00	171.25	220.00	210.00	230.00	250.00
CHADDAR (W/WEAR) (2x2.5 MTR)	EACH	312.50	275.00	331.25	500.00	375.00	475.00	450.00
LUNGI/DHOTI(COTTON) AVG. QLTY	EACH	250.00	195.00	262.50	350.00	228.33	265.00	325.00
HANDKERCHIEF AVG. QLTY PAK	EACH	40.00	35.00	35.00	50.00	42.50	42.50	50.00
HANDKERCHIEF SUP. QLTY PAK	EACH	60.00	50.00	55.00	80.00	55.83	57.50	72.50
GLOVES AV QLTY	PAIR	70.00	85.00	77.50	120.00	96.67	110.00	160.00
AZARBAND COTTON AVG. QLTY	EACH	25.00	10.00	13.50	15.00	13.00	13.50	20.00
SEWING THREAD/REEL(ASLI PARI)	EACH	6.00	5.00	5.50	7.00	7.00	10.00	5.00
WASHING CHARGES PAINT & SHIRT	SUIT	150.00	150.00	65.00	100.00	115.00	105.00	70.00
DRY CLEANING SUIT COAT PANT	SUIT	400.00	400.00	307.50	300.00	283.00	262.50	250.00
WASHING CH. (KAMIZ-SHALWAR)	PAIR	90.00	100.00	65.00	80.00	77.00	80.00	60.00
TAILORING SHIRT	EACH	375.00	325.00	325.00	350.00	360.00	300.00	325.00
TAILORING CHARGES PANT (MEN)	EACH	600.00	625.00	500.00	600.00	470.00	475.00	750.00
TAILORING COAT-PANT SUIT	SUIT	3200.00	3250.00	3750.00	3600.00	3450.00	3350.00	3250.00
TAILORING AWAMI-SUIT (MALE)	SUIT	500.00	475.00	550.00	500.00	575.00	475.00	550.00
TAILORING SUIT FEMALE	SUIT	400.00	500.00	375.00	500.00	335.00	350.00	500.00
GENTS SHOES PAUL BATA	PAIR	1199.00	1199.00	1199.00	1199.00	1199.00	1199.00	1199.00

Contd.

7.11 Intercity Consumer Prices June, 2015

Description	Unit	Wazirabad	Sialkot	Faisal-abad	Jhang	Multan	Muzaffar-garh	D.G. Khan
GENTS SANDAL BATA	PAIR	699.00	699.00	699.00	699.00	699.00	699.00	699.00
GENTS SPOUNG CHAPPAL BATA	PAIR	179.00	179.00	179.00	179.00	179.00	179.00	179.00
LADIES SANDAL BATA	PAIR	499.00	499.00	499.00	499.00	499.00	499.00	499.00
LADIES SPOUNG CHAPPAL BATA	PAIR	179.00	179.00	179.00	179.00	179.00	179.00	179.00
CHILD SHOE POWER LITE BATA	PAIR	599.00	599.00	599.00	599.00	599.00	599.00	599.00
GENTS SHOE, ART 1109 SERVICE	PAIR	999.00	999.00	999.00	999.00	999.00	999.00	999.00
NYLON JOGGER 27 SIZE 2-5 ***	PAIR	1299.00	1299.00	1299.00	1299.00	1299.00	1299.00	1299.00
CHINA FOOT WEAR AV. QLTY (MALE) *	PAIR	650.00	475.00	525.00	900.00	516.67	525.00	450.00
CHINA FOOT WEAR AV. QLTY (FEMALE) *	PAIR	500.00	325.00	325.00	800.00	325.00	325.00	325.00
CHINA FOOT WEAR AV. QLTY (CHILDREN) *	PAIR	400.00	325.00	250.00	500.00	275.00	225.00	275.00
SHOE REPAIR HALF SOLE	PAIR	120.00	60.00	130.00	125.00	126.67	72.50	75.00
SHOES POLISH CHARGES AVERAGE SHOP	PAIR	15.00	10.00	17.50	20.00	17.50	17.50	20.00
HOUSE RENT (combined)	MONTH	3103.00	5803.00	5480.00	4260.00	6342.00	4492.00	3814.00
rent 2	pm	3103.00	5803.00	5480.00	4260.00	6342.00	4492.00	3814.00
RENT3	PM	3103.00	5803.00	5480.00	4260.00	6342.00	4492.00	3814.00
RENT4	PM	3103.00	5803.00	5480.00	4260.00	6342.00	4492.00	3814.00
RENT5	PM	3103.00	5803.00	5480.00	4260.00	6342.00	4492.00	3814.00
RENT6	PM	3103.00	5803.00	5480.00	4260.00	6342.00	4492.00	3814.00
SYNTHETIC ENEMAL ROBIALAC BALTI 3.64 LTR.	EACH	1700.00	2093.00	1840.00	1900.00	2174.00	2174.00	1672.00
SYNTHETIC ENEMAL ICI BALTI 3.64 LTR.	EACH	2138.00	2080.00	1860.00	1900.00	2166.00	2166.00	1749.00
CEMENT (LOCAL) SPECIFY BRAND NAME	BAG	500.00	510.00	504.00	515.00	500.00	500.00	500.00
BRICKS (NEW) IST CLASS	P/1000	8000.00	9000.00	6500.00	6000.00	5600.00	4850.00	4800.00
CEMENT BLOCKS (6"x8"x12")	P/100	0.00	0.00	0.00	0.00	0.00	0.00	0.00
BAJREE	100CFT	5000.00	5500.00	5000.00	3600.00	5500.00	3500.00	2600.00
SAND (BLACK PIT SAND)	K100CFT	2000.00	3000.00	2750.00	2300.00	2000.00	1600.00	1800.00
TIMBER SHESHAM LOG IST QUALITY	cbmt.	52111.00	39500.00	63558.00	42377.00	77680.00	56500.00	52900.00
IRON BAR (M.S. BAR) 1/2"	P/TON	72000.00	73500.00	72000.00	72000.00	73750.00	71500.00	72000.00
CARPANTER WAGE RATE	P/DAY	700.00	725.00	600.00	800.00	800.00	725.00	850.00
MASON (RAJ) WAGE RATE	P/DAY	800.00	950.00	800.00	800.00	800.00	700.00	850.00
UNSKILLED LABOUR WAGE RATE	P/DAY	450.00	500.00	475.00	400.00	475.00	400.00	425.00
PLUMBER WAGE RSTE	P/DAY	700.00	0.00	625.00	800.00	800.00	700.00	850.00
ELECTICIAN WAGE RATE PER DAY **	P/DAY	700.00	0.00	0.00	800.00	0.00	0.00	0.00
ELECTICIAN WAGE RATE PER POINT **	P/PNT	150.00	127.50	115.00	85.00	95.00	80.00	70.00
WATER CHARGES PER HOUSE	P/MONTH	70.00	100.00	128.75	60.00	100.00	0.00	75.00
ELECT.CHARGES UPTO 50 UNITS	P/UNIT	2.00	2.00	2.00	2.00	2.00	2.00	2.00
ELECT.CHARGES 01 - 100 UNIT	P/UNIT	5.79	5.79	5.79	5.79	5.79	5.79	5.79
ELECT.CHARGES 101 - 300 UNIT	P/UNIT	9.90	9.90	9.90	9.90	9.90	9.90	9.90
ELECT.CHARGES 301 - 1000 UNIT	P/UNIT	15.63	15.63	15.63	15.63	15.63	15.63	15.63
ELECT.CHARGES ABOVE 1000 UNIT	P/UNIT	17.71	17.71	17.71	17.71	17.71	17.71	17.71
ELEC	PM	10.21	10.21	10.21	10.21	10.21	10.21	10.21
GAS CHRg upto 3.3719 MMBUT	MMBTU	124.18	124.18	124.18	124.18	124.18	124.18	124.18
GAS CHRg 3.3719 - 6.7438 MMBUT	MMBTU	248.37	248.37	248.37	248.37	248.37	248.37	248.37
GAS CHRg 6.7438 - 10.1157 MMBUT	MMBTU	248.37	248.37	248.37	248.37	248.37	248.37	248.37
GAS CHRg10.1157 - 13.4876 MMBUT	MMBTU	620.91	620.91	620.91	620.91	620.91	620.91	620.91
GAS	PM	620.91	620.91	620.91	620.91	620.91	620.91	620.91
GAS	PM	372.55	372.55	372.55	372.55	372.55	372.55	372.55
KEROSENE OIL	LTR	84.50	95.00	80.00	90.00	85.00	85.00	80.00
FIREWOOD WHOLE	40 KG.	600.00	675.00	600.00	480.00	555.00	525.00	500.00
CHAIR SHESHAM WOOD WITH ARMS **	EACH	2200.00	1850.00	1450.00	2000.00	1770.00	1550.00	1500.00
CHAIR PLASTIC (CHAIRMAN) AVERAGE QUALITY	EACH	500.00	550.00	725.00	725.00	675.00	650.00	575.00
TABLE SHESHAM WOOD (4X2X5") ***	EACH	10250.00	6500.00	4750.00	3700.00	4800.00	4500.00	3000.00
SOFASET WOODEN WITH FOAM SEAT **	SET	20000.00	12500.00	17500.00	18000.00	13875.00	12250.00	16000.00
COT IRON (WITH NIWAR)AV.QLTY.	EACH	1700.00	1750.00	2250.00	2200.00	1850.00	1750.00	1700.00
ALMIRAH (STEEL) 6'X3' 20 GUAGE	EACH	9000.00	8450.00	9750.00	8000.00	7000.00	7000.00	9000.00
DINNING TABLE 6 CHAIRS A.QLTY	SET	24000.00	13100.00	17500.00	27000.00	19250.00	17500.00	21000.00
SINGLE BED WITHOUT FOAM MED.	EACH	9000.00	5500.00	4750.00	8000.00	6125.00	4900.00	4750.00
MATRESS SINGLE(4"THICK)	EACH	5200.00	3900.00	4970.00	5240.00	5200.00	5200.00	5500.00
FARSHI DARI 12'X9' AV.QLTY	EACH	925.00	975.00	1125.00	2500.00	1200.00	1300.00	1000.00
DARI COTTON (6'x2 1/2') AV.QL	EACH	450.00	400.00	512.50	500.00	450.00	600.00	400.00
CARPET PLAIN AV. QLTY	SQFT.	41.00	35.00	57.50	35.00	31.83	30.00	25.00

Contd.

7.11 Intercity Consumer Prices June, 2015

Description	Unit	Wazirabad	Sialkot	Faisal-abad	Jhang	Multan	Muzaffar-garh	D.G. Khan
QUILT (LIHAF) 3 KG. COTTON	EACH	1050.00	775.00	1000.00	1200.00	956.25	725.00	500.00
BLANKET (90" x 54")	EACH	2500.00	2450.00	4750.00	4200.00	3750.00	3750.00	2500.00
BEDSHEET SINGLE BED SUP.QLTY	EACH	375.00	425.00	825.00	700.00	633.33	525.00	650.00
BED SHEET DOUBLE WITH TWO PILLOW COVERS SUP QLTY	SET	800.00	1100.00	1625.00	1200.00	1258.33	1150.00	1100.00
TOWEL(3'x2') AV. QALTY	EACH	175.00	125.00	180.00	250.00	242.00	235.00	200.00
CELING FAN 48" SUPER QLTY **	EACH	2400.00	2400.00	2895.00	2850.00	3495.00	3095.00	3095.00
PEDESTAL FAN 22" SUPER QLTY	EACH	3500.00	3300.00	4500.00	4500.00	5550.00	4750.00	4600.00
REFG. DAWLENCE 10 CFT. D.DOOR	EACH	31000.00	36200.00	29400.00	29800.00	30300.00	30300.00	31500.00
D-FREEZER WAVES 8 CFT.	EACH	31000.00	29400.00	28500.00	32000.00	30400.00	30400.00	31000.00
AIRCONDITIONER 1.5 TON PEL	EACH	40000.00	44000.00	41000.00	41500.00	40000.00	40000.00	42000.00
SPLIT AIR CONDITIONER 1.5 TON (SPECIFY BRAND NAME)	EACH	46000.00	41000.00	44000.00	49400.00	49400.00	49400.00	49500.00
AIRCOOLER SUPER ASIA	EACH	12500.00	10000.00	12000.00	13500.00	13000.00	13000.00	14500.00
WASHING MACHINE SINGER	EACH	15600.00	15600.00	16400.00	15450.00	15600.00	15600.00	15650.00
SEWING MACHINE(SINGER)	EACH	5860.00	5895.00	6190.00	6495.00	5995.00	6420.00	6695.00
GIZER LARGE SIZE 30 GALLON CAPACITY SUP QLTY	EACH	19400.00	13750.00	19500.00	22500.00	22400.00	22400.00	21400.00
GAS BURNER DOUBLE SPFY.BRAND	EACH	1350.00	1350.00	1550.00	2000.00	1475.00	1550.00	1300.00
ELECT. IRON PHILIPS MDL.1120	EACH	2200.00	1450.00	1780.00	1500.00	2200.00	1600.00	2100.00
ELECTRIC JUICER FOR APPLE	EACH	4200.00	6000.00	5750.00	7875.00	8400.00	8200.00	4000.00
S.STEEL DEGHCHI MEDIUM SIZE ***	EACH	650.00	430.00	575.00	400.00	767.50	400.00	350.00
ALUMINIUM COOKING PAN (DEGCHI) MED SIZE	EACH	480.00	460.00	475.00	550.00	296.25	285.00	350.00
NON STICK COOKING PAN (DEGCHI) SUP. QLTY	EACH	1500.00	675.00	1100.00	870.00	765.71	650.00	800.00
FRYING PAN STEEL AVG. QLTY MED. SIZE	EACH	500.00	310.00	325.00	400.00	295.00	195.00	375.00
TAWA IORN (MEDIUM SIZE) AVG. QLTY	EACH	275.00	275.00	225.00	275.00	210.00	210.00	200.00
S.STEEL PLATE A.QLTY.(M.SIZE)	EACH	82.50	67.50	57.50	80.00	75.00	55.00	60.00
TABLE SPOON S.STEEL SUP.QLTY.	DOZEN	350.00	305.00	375.00	350.00	275.83	245.00	350.00
WATER SET JUG+6 GLASSES (OMROC)	SET	350.00	737.50	725.00	450.00	450.00	475.00	400.00
TEA SET PAK. CHINAWARE 21 PCS.	SET	1600.00	1025.00	1500.00	2000.00	1637.50	1875.00	2000.00
DINNER SET PLASTIC 72 PIECES SUPERIOR QLTY	SET	5500.00	2750.00	8250.00	4500.00	4675.00	4750.00	6000.00
HOTPOT SET PLASTIC 3 PCS.	SET	825.00	825.00	1212.50	1350.00	1275.00	1050.00	1600.00
BUCKET(BALTI) PLASTIC MED.SIZ	EACH	250.00	205.00	325.00	300.00	290.00	255.00	350.00
LOTA PLASTIC (MED SIZE) AVERAGE QUALITY	EACH	40.00	40.00	40.00	50.00	49.17	55.00	60.00
PRESURE COOKER 4 LTR.	EACH	1750.00	912.50	1250.00	1680.00	1650.00	1650.00	1450.00
WATER COOLER 9/10 LTR.PLASTIC ***	EACH	612.50	450.00	675.00	900.00	553.00	575.00	600.00
THERMOS STARVAC 1 LTR	EACH	500.00	600.00	431.25	450.00	450.00	450.00	500.00
BULB PHILIPS 100-WATTS	EACH	30.00	25.00	25.00	30.00	30.00	30.00	30.00
TUBE LIGHT PHILIPS 40 WATTS	EACH	100.00	95.00	97.50	95.00	100.00	100.00	95.00
ELECTRIC BLUBS "0" WATTE LOCAL	EACH	18.00	20.00	20.00	20.00	20.00	20.00	20.00
ELECTRIC BLUB ENERGY SAVER 14 WATTS	EACH	160.00	155.00	162.50	140.00	165.00	165.00	165.00
WASHING SOAP 250 GMS SPECIFY BRAND NAME	EACH	38.00	20.00	25.00	20.00	22.00	20.00	25.00
SURF EXCEL 400 GMS POLY BAG	EACH	110.00	125.00	125.00	125.00	110.00	110.00	110.00
WASHING POWDER 1000 GRM	EACH	185.00	185.00	185.00	185.00	185.00	185.00	185.00
WASHING POWDER (WHEEL/ BONUS) 100 GRAMS	EACH	85.00	95.00	95.00	90.00	90.00	90.00	95.00
CLEANSER POWDER VIM 1000 GM	PKT.	77.78	70.00	72.22	72.22	77.78	77.78	72.22
FINIS 500 ML	BOTTLE	193.75	193.75	185.00	185.00	200.00	200.00	195.00
PHNYLE TYPHONE/FINIS/CARRANITE 3 LITRES	BOTTLE	130.00	120.00	145.00	169.09	165.00	165.00	170.00
HARPIC	BOTTLE	145.00	145.00	135.00	145.00	145.00	145.00	145.00
BOOT POLISH CHERRY/KIWI 50ML	EACH	111.11	100.00	100.00	100.00	119.05	119.05	100.00
ROBIN BLUE (35 GRAMS)	PKT.	50.00	50.00	45.00	50.00	50.00	50.00	50.00
TISSU PAPER PERFUMED 100 PCS.	PKT.	95.00	100.00	95.00	95.00	105.00	105.00	105.00
TOILET PAPER ROLL (R.PETEL)	P/ROLL	38.00	40.00	38.00	38.00	40.00	40.00	38.00
BOOT POLISH LIQUID CHEERY BLOSSOM KIWI 75 ML	BOTTLE	150.00	125.00	140.00	145.00	150.00	150.00	150.00
MATCH BOX SMALL	EACH	1.00	2.00	2.00	2.00	2.00	2.00	2.00
DRY CELL 1.5 VOLT(LOCAL)	EACH	19.00	15.00	25.00	25.00	25.00	25.00	25.00
HAND STITCHING NEEDLE M.SIZE	PACKET	5.00	10.00	9.00	10.00	10.00	10.00	7.00
SEWING MACHINE NEEDLE (SINGER)	EACH	6.00	8.00	7.00	6.00	8.60	8.60	5.00
HOUSEHOLD SERVANT FEMALE P/T	P/MNTH	1500.00	1050.00	2250.00	2200.00	1500.00	1200.00	1350.00
MARRIAGE HALL WITH FURNITURE	P/HEAD	105.00	77.50	130.00	150.00	84.17	72.50	110.00
SEPTRAN TABLETS	10TAB.	16.00	16.00	15.00	16.00	16.00	16.00	16.10
BRUFEN TABS 200-MG.	10TAB.	10.00	10.00	10.00	10.00	10.00	10.00	10.00
PANADOL TAB. EXTRA/PLAIN	10TAB.	10.00	10.00	10.00	10.00	10.00	10.00	10.00

Contd.

7.11 Intercity Consumer Prices June, 2015

Description	Unit	Wazirabad	Sialkot	Faisal-abad	Jhang	Multan	Muzaffar-garh	D.G. Khan
DISPRIN TAB.	10TAB.	10.00	10.00	10.00	10.00	10.00	10.00	10.00
TRISIL TAB.	10 TAB	10.00	10.00	10.00	10.00	10.00	10.00	10.00
FLAGYL TAB. 200 MG.	10TAB.	10.00	10.00	10.00	10.00	10.00	10.00	10.00
VENTOLIN TAB. 2MG.	10TAB.	9.00	9.00	9.00	9.00	9.00	9.00	9.00
DAONIL TAB. 5 MG.	10TAB.	17.00	17.00	17.00	17.00	17.00	17.00	17.00
ENTOX TAB.	10TAB.	10.00	10.00	10.00	10.00	10.00	10.00	10.00
RENITEC TAB. 5 MG.	10TAB.	59.00	59.00	59.00	59.00	59.00	59.00	59.00
CAC. 1000 TAB	BOTTLE	122.00	122.00	122.00	122.00	122.00	122.00	122.00
AMOXIL CAPSOLE 250 MG.S	10CAP.	36.00	36.00	36.00	36.00	36.00	36.00	36.00
CALCIUM SYRUP SANDOZ	BOTTLE	64.00	64.00	64.00	64.00	64.00	64.00	64.00
LEDERPLEX SYRUP	BOTTLE	35.00	35.00	35.00	35.00	35.00	35.00	35.00
SANCOS SYRUP (50 ML.)	BOTTLE	30.00	30.00	30.00	30.00	30.00	30.00	30.00
PHENERGAN SYRUP 120 ML.	BOTTLE	33.00	33.00	33.00	33.00	33.00	33.00	33.00
CALPOL SYRUP 60 ML.	BOTTLE	28.00	28.00	28.00	28.00	28.00	28.00	28.00
HYDRYLLIN SYRUP 120 ML.	BOTTLE	65.00	65.00	65.00	65.00	65.00	65.00	65.00
POLYFAX EYE OINTMENT	TUBE	21.00	21.00	21.00	21.00	21.00	21.00	21.00
BETNESOL EYE DROPS	BOTTLE	33.89	33.89	33.89	33.89	33.89	33.89	33.89
EAR DROPS (CARDISPORINE) ***	BOTTLE	21.00	21.00	21.00	21.00	21.00	21.00	21.00
BETNOVATE-N OINTMENT 5 GMS	TUBE	16.00	16.00	16.00	16.00	16.00	16.00	16.00
BURNOL CREAM 30 GRM	TUBE	16.00	16.00	16.00	16.00	16.00	16.00	16.00
VICKS VAPORUB/BALM	BOTTLE	36.00	36.00	36.00	36.00	36.00	36.00	36.00
GLYCRINE SMALL BOTTLE	BOTTLE	17.00	17.50	20.00	30.00	20.00	20.00	20.00
JOUHAR JOSHANDA	PKT.	8.00	8.00	8.00	8.00	8.00	8.00	8.00
GALXOS-D (450 GRMS)	PKT.	157.50	151.88	168.75	168.75	168.75	168.75	168.75
GRIPE-WATER WOODWARDS	BOTTLE	55.00	55.00	55.00	55.00	55.00	55.00	55.00
SANIPLAST ONE PUTTY	EACH	2.00	1.40	2.00	2.00	1.40	1.40	1.40
O.R.S. (NIMCOL)	PKT.	17.00	15.00	17.00	15.00	17.00	17.00	17.00
DETTOL (MEDIUM)	BOTTLE	46.80	46.80	46.80	46.80	46.80	46.80	46.80
COTTON BANDAGE 2" - 4"	EACH	7.00	5.00	7.50	8.25	7.00	10.00	7.00
THERMOMETER CHINA	EACH	30.00	40.00	42.50	35.00	42.50	57.50	40.00
DOCTOR (MBBS) CLINIC FEE	P/PAT.	100.00	100.00	90.00	300.00	100.00	100.00	100.00
URINE TEST (DR) CHARGES	P/TEST	100.00	150.00	55.00	60.00	75.00	55.00	100.00
BLOOD TEST (CP) CHARGES	P/TEST	300.00	350.00	225.00	200.00	290.00	225.00	350.00
SUGAR TEST (RANDOM/FASTING BOTH) CHARGES	P/TEST	200.00	200.00	180.00	120.00	122.50	100.00	140.00
ECG CHARGES	P/TEST	200.00	150.00	200.00	200.00	300.00	125.00	275.00
X-RAY (CHEST) CHARGES	P/X-RAY	300.00	200.00	350.00	400.00	250.00	200.00	350.00
CAR SUZUKI 800 CC (W/O. A/C)	EACH	0.00	625000.00	652800.00	640000.00	655400.00	0.00	651800.00
CAR SUZUKI 1000 CC	EACH	0.00	1078300.00	1092800.00	1059000.00	1082800.00	0.00	1077300.00
CAR TOYOTA 1300 CC	EACH	0.00	1561500.00	1520500.00	1770500.00	1645500.00	0.00	1686000.00
CAR HONDA CIVIC	EACH	0.00	2027500.00	0.00	1700000.00	2072000.00	0.00	0.00
MOTORCYCLE HONDA CD-70.	EACH	63500.00	69900.00	64500.00	63500.00	66242.86	63500.00	63500.00
MOTORCYCLE YAMAHA 100CC.	EACH	79300.00	79300.00	79300.00	79300.00	80000.00	80000.00	79300.00
MOTOR CYCLE HERO 70 CC	EACH	42500.00	45000.00	47500.00	44500.00	47500.00	0.00	45000.00
BICYCLE WITH TYRES & TUBES	EACH	7000.00	7300.00	7600.00	8200.00	7500.00	7500.00	7750.00
TYRE CAR WITH TUBE GENERAL	EACH	3000.00	3000.00	3650.00	4300.00	2800.00	2900.00	2800.00
TYRE MOTOR CYCLE WITHOUT TUBE	EACH	1200.00	1120.00	1250.00	960.00	970.00	990.00	850.00
TYRE CYCLE SPECIFY BRAND NAME	EACH	330.00	375.00	425.00	360.00	325.00	325.00	320.00
TYRE CAR W/O TUBE	EACH	2700.00	2900.00	3600.00	4000.00	2800.00	0.00	2800.00
PETROL SUPER	LITRE	77.79	77.79	77.79	77.79	77.79	77.79	77.79
HIGH SPEED DIESEL HSD	LITRE	87.12	87.12	87.12	87.12	87.12	87.12	87.12
CNG	K.G.	71.50	71.50	71.50	0.00	71.50	71.50	0.00
GAS CYLINDER STAND. SIZE	EACH	990.00	1100.00	1000.00	950.00	1100.00	1100.00	1050.00
MOTOR CYCLE SERVICE CHARGES	EACH	280.00	175.00	225.00	270.00	230.00	240.00	200.00
CAR SERVICE CHARGES	EACH	250.00	400.00	300.00	300.00	275.00	225.00	225.00
TYRE PUNCTURE CHARGES	EACH	50.00	100.00	70.00	50.00	70.00	65.00	30.00
CYCLE OVERHAULING CHARGES	EACH	200.00	350.00	275.00	400.00	281.00	290.00	275.00
CAR TAX FOR 800CC TO 1300CC	YEARLY	2650.00	2650.00	2650.00	2650.00	2650.00	2650.00	2650.00
TRAIN FARE ECO. 1-100 KM.	P/KM.	0.68	0.68	0.68	0.68	0.68	0.68	0.68
TRAIN FARE ECO. 101-500 KM.	P/KM.	0.98	0.98	0.98	0.98	0.98	0.98	0.98
TRAIN FARE ECO. > 500 KM.	P/KM.	0.89	0.89	0.89	0.89	0.89	0.89	0.89

Contd.

7.11 Intercity Consumer Prices June, 2015

Description	Unit	Wazirabad	Sialkot	Faisal-abad	Jhang	Multan	Muzaffar-garh	D.G. Khan
TRAIN FARE IST SLP. 1-100KM	P/KM.	2.10	2.10	2.10	2.10	2.10	2.10	2.10
TRAIN FARE IST SLP.101-500 KM	P/KM.	2.59	2.59	2.59	2.59	2.59	2.59	2.59
TRAIN FARE IST SLP. > 500 KM	P/KM.	1.99	1.99	1.99	1.99	1.99	1.99	1.99
TRAIN FARE A/C SLP. 1-100KM.	P/KM	5.76	5.76	5.76	5.76	5.76	5.76	5.76
TRAIN FARE A/C SLP.101-500KM	P/KM.	4.59	4.59	4.59	4.59	4.59	4.59	4.59
TRAIN FARE A/C SLP > 500KM.	P/KM	4.16	4.16	4.16	4.16	4.16	4.16	4.16
PLATEFORM TICKET	EACH	10.00	10.00	10.00	10.00	10.00	10.00	10.00
AUTO RICKSHAW FARES	KM/MIN	50.00	60.00	65.00	50.00	30.00	30.00	70.00
FULL TONGA CHARGES	KM/MIN	60.00	60.00	75.00	80.00	49.38	50.00	56.00
TAXI 4 SEATER FARE	KM/MIN	100.00	100.00	60.00	100.00	100.00	100.00	50.00
BUS FARE MIN (WITHIN CITY)	TICKET	10.00	0.00	15.00	0.00	11.00	0.00	0.00
BUS FARE MAX (WITHIN CIT	TICKET	15.00	0.00	30.00	0.00	23.00	0.00	0.00
BUS FARE OUTSIDE CITY	P/KM.	0.93	0.93	0.93	0.93	0.93	0.93	0.93
A/C BUS FARE OUTSIDE CITY	P/KM.	1.45	1.11	1.74	1.56	1.40	1.40	1.40
MINIBUS FARE MIN.WITH IN CITY	TICKET	10.00	0.00	0.00	0.00	11.00	0.00	0.00
MINIBUS FARE MAX.WITH IN CITY	TICKET	10.00	0.00	0.00	0.00	24.00	0.00	0.00
SUZUKI FARE MIN.WITH IN CITY	TICKET	0.00	15.00	15.00	15.00	11.00	0.00	8.00
SUZUKI FARE MAXIMUM W.IN CITY	TICKET	0.00	20.00	27.50	20.00	23.00	0.00	8.00
AIR FARE ECONOMY CLASS.	P/KM.	0.00	0.00	19.26	0.00	19.26	0.00	0.00
POSTAL ENVELOPE DOMESTIC	EACH	8.00	8.00	8.00	8.00	8.00	8.00	8.00
ENVELOPE FOR SAUDI ARABIA	EACH	50.00	50.00	50.00	50.00	50.00	50.00	50.00
POSTAL REGISTRATION CHARGES	EACH	28.00	28.00	28.00	28.00	28.00	28.00	28.00
U.M.S. REG CHARGES MIN.	EACH	59.00	59.00	58.00	58.00	59.00	59.00	59.00
T.C.S. CH. MIN.WITH IN ZONE	EACH	110.00	110.00	150.00	150.00	150.00	150.00	150.00
TELEPHONE CHARGES LOCAL CALL	P/CALL	3.94	3.94	3.94	3.94	3.94	3.94	3.94
TEL CHARGES OUT SIDE CITY	P/CALL	3.94	3.94	3.94	3.94	3.94	3.94	3.94
INTERNET CHARGES	P/HOUR	20.00	25.00	22.50	50.00	20.00	22.50	20.00
MOBILE CELL CHARGES	P/UNIT	3.00	3.06	3.00	3.00	3.00	4.00	3.00
FAX CHARGES (LOCAL)	P/PAGE	30.00	10.00	12.50	30.00	10.00	15.00	15.00
TELEPHONE SET AV. QLTY	EACH	475.00	300.00	475.00	900.00	775.00	475.00	900.00
MOBILE SET NOKIA/SONY/ERICSON/SAMSUNG WITHOUT CAMERA	EACH	4250.00	2600.00	2200.00	2975.00	3250.00	3250.00	2600.00
T.V. 20" COLORED WEGA H-A21.	EACH	18500.00	20000.00	24500.00	16500.00	23500.00	23500.00	23500.00
T.V 20" COLOR CHINA/KORIA)	EACH	7000.00	13500.00	16350.00	11900.00	14500.00	15000.00	14900.00
V.C.P. PANASONIC/LG/NAT	EACH	0.00	5450.00	5750.00	0.00	5000.00	0.00	5000.00
DVD/VCD PLAYER PANASONIC/LG	EACH	4100.00	4500.00	4000.00	4000.00	4420.00	4200.00	4000.00
RADIO WITH C.PLAYER NATIONAL	EACH	2500.00	2250.00	2175.00	1650.00	3333.33	0.00	3000.00
PERSONNEL COMPUTER (BRANDED)	EACH	37500.00	35000.00	38820.00	45000.00	48200.00	48200.00	35000.00
VID. CASSETTE BLK. TDK/SONY	EACH	0.00	100.00	150.00	0.00	180.00	170.00	150.00
COM. C.D. (TDK/IMATION)	EACH	35.00	42.50	67.50	40.00	60.00	60.00	60.00
TAPE RECORDER CASSETTE BLANK	EACH	35.00	30.00	65.00	60.00	50.00	42.50	40.00
VIDEO GAME SEGA 16 BYTE	EACH	0.00	1250.00	1500.00	1150.00	1300.00	0.00	1600.00
CINEMA A/C. HIGH CLASS	TICKET	0.00	40.00	150.00	0.00	150.00	0.00	0.00
CINEMA NON-A/C HIGH CLASS	TICKET	0.00	40.00	100.00	50.00	80.00	40.00	35.00
CABLE CHARGES	PER MONT	300.00	250.00	300.00	300.00	300.00	275.00	350.00
TV.LICENCE FEE DOMESTIC	YEARLY	420.00	420.00	420.00	420.00	420.00	420.00	420.00
ENGLISH BOOK CLASS V1	EACH	78.00	78.00	78.00	78.00	78.00	78.00	78.00
ENGLISH BOOK CLASS IX OR X	EACH	130.00	130.00	130.00	130.00	130.00	130.00	130.00
ENG. BOOK IST.YR COMPLETE SET	EACH	84.00	84.00	84.00	84.00	84.00	84.00	84.00
ENGLISH BOOK BA/B.SC	EACH	178.00	178.00	178.00	178.00	178.00	178.00	178.00
URDU BOOK CLASS V (T.B.BORD)	EACH	71.00	71.00	71.00	71.00	71.00	71.00	71.00
URDU BOOK CLASS IX/X(T.B.B)	EACH	137.00	137.00	137.00	137.00	137.00	137.00	137.00
URDU BOOK IST.YEAR/INTER	EACH	53.00	53.00	53.00	53.00	53.00	53.00	53.00
URDU BOOK BA/B.SC	EACH	140.00	140.00	140.00	140.00	140.00	140.00	140.00
MATHS BOOK CALSS V (T.B.B)	EACH	84.00	84.00	84.00	84.00	84.00	84.00	84.00
MATHS BOOK CLASS IX OR X	EACH	270.00	270.00	270.00	270.00	270.00	270.00	270.00
MATHS BOOK IST.YEAR (T.B.B)	EACH	156.00	156.00	156.00	156.00	156.00	156.00	156.00
PAKISTAN STUDIES BOOK BA/B.SC	EACH	125.00	125.00	125.00	125.00	125.00	125.00	125.00
DAILY "DAWN"	P/COPY	19.00	19.00	19.00	19.00	19.00	19.00	19.00
DAILY "JANG"	P/COPY	12.00	12.00	12.00	12.00	12.00	12.00	12.00
DAILY "NAWA-E-WAQT"	P/COPY	12.00	12.00	12.00	12.00	12.00	12.00	12.00

Contd.

7.11 Intercity Consumer Prices June, 2015

Description	Unit	Wazirabad	Sialkot	Faisal-abad	Jhang	Multan	Muzaffar-garh	D.G. Khan
WEEKLY "AKHBAR-E-JAHAN"	P/COPY	55.00	55.00	55.00	55.00	55.00	55.00	55.00
WEEKLY "MAG"	P/COPY	45.00	45.00	45.00	45.00	45.00	45.00	45.00
MONTHLY "NAUNEHAL DIGEST"	P/COPY	35.00	35.00	35.00	35.00	35.00	35.00	35.00
PAPER FOOLSCAPE (27"x17")	QUIRE	30.00	30.00	45.00	55.00	37.50	32.50	27.50
EXERCISE.BOOK LINED 80/100 PGS	EACH	40.00	80.00	57.50	60.00	32.50	27.50	27.50
PENCILGOLDFISH/DEER	EACH	7.00	7.00	6.00	6.00	6.50	6.00	6.00
PEN INK DOLLOR 57 ML BOTTLE	EACH	20.00	25.00	20.00	20.00	20.00	20.00	20.00
PHOTOSTATE PAPER 70 GM	PRT	360.00	275.00	345.00	330.00	267.50	330.00	360.00
BALL PEN (local)	EACH	5.00	5.00	5.00	6.00	5.50	6.00	6.00
FOUNTAIN PEN HERO/WINGS/CHINA	EACH	40.00	40.00	50.00	50.00	45.00	45.00	35.00
PRIVATE SCHOOL FEE ENGLISH MED. AVG. STANDARD (CLASS I)	P/MONTH	1100.00	900.00	1800.00	1400.00	2016.67	766.67	1300.00
PRIVATE SCHOOL FEE ENGLISH MED. AVG. STANDARD (CLASS V)	P/MONTH	1300.00	1000.00	2000.00	1400.00	2250.00	833.33	1350.00
PRIVATE SCHOOL FEE ENGLISHMED. AVG. STANDARD (CLASS VI)	P/MONTH	1500.00	1000.00	2000.00	1550.00	2416.67	966.67	1400.00
PRIVATE SCHOOL FEE ENGLISH MED. AVG. STANDARD (CLASS X)	P/MONTH	1700.00	1200.00	2200.00	1650.00	2683.33	1400.00	2250.00
PRIVATE MEDICLE COLLEGE FEE MBBS (1ST YEAR)	P/MONTH	0.00	0.00	25000.00	0.00	48750.00	0.00	0.00
PRIVATE ENGINEERING COLLEGE FEE (ISTR YEAR)	P/MONTH	0.00	0.00	3200.00	0.00	0.00	0.00	0.00
GOVT. COLLEGE FEE IST. YEAR	MONTH	50.00	50.00	50.00	50.00	50.00	50.00	50.00
GOVT. COLLEGE FEE 4TH. YEAR	MONTH	60.00	60.00	60.00	60.00	60.00	60.00	60.00
GOVT. UNIVERSITY FEE MSC.	MONTH	77.50	0.00	70.00	115.00	217.00	217.00	330.00
GOVT. MED. COLLEGE FEE MBBS	MONTH	873.00	0.00	1250.00	0.00	1250.00	873.00	1250.00
GOVT. ENGG. COLL. FEE I YEAR	MONTH	1558.00	0.00	3200.00	0.00	1666.67	500.00	0.00
COACHING FEE FOR CLASS IX/X	P/MONTH	500.00	550.00	1200.00	1200.00	800.00	500.00	500.00
COACHING CHARGES FOR CLASS 1ST YEAR/INTER (SCIENCE)	P/MONTH	1000.00	1900.00	1700.00	1800.00	1200.00	900.00	1500.00
COACHING CHARGES FOR CLASS 1ST YEAR/INTER (COMMERCE)	P/MONTH	1000.00	2400.00	1375.00	1800.00	1133.33	900.00	1000.00
I.T. TUITION FEES	P/MONTH	3900.00	0.00	1550.00	1000.00	1133.00	0.00	2000.00
MBA TUITION FEES	P/MONTH	2000.00	0.00	15000.00	0.00	6666.67	0.00	2000.00
BREAD TANDOORI ST. SIZE	EACH	6.00	7.00	6.00	6.00	6.00	6.00	5.00
COOKED MUTTON (AV. HOTEL)	PLATE	120.00	125.00	135.00	150.00	105.00	125.00	95.00
COOKED BEEF (AV. HOTEL)	PLATE	60.00	62.50	72.50	90.00	80.00	80.00	65.00
COOKED DAL (AV. HOTEL)	PLATE	35.00	32.50	42.50	60.00	40.00	45.00	35.00
CHICKEN BIRYANI FULL/DOUBLE	PLATE	120.00	130.00	120.00	180.00	131.67	100.00	85.00
HAIRCUT CHARGES FOR MEN	P/CUT	60.00	60.00	62.50	55.00	58.33	47.50	50.00
BEAUTY PORL HAIR STYL CHARGE	P/STY.	300.00	187.50	212.50	120.00	225.00	190.00	175.00
SHAVING CHARGES	PER SHV	40.00	40.00	32.50	30.00	30.00	27.50	35.00
LIPSTICK S.MISS/MEDORA	EACH	110.00	90.00	110.00	110.00	120.00	120.00	110.00
NAIL POLISH S.MISS/MEDORA	EACH	60.00	52.50	105.00	115.00	100.00	100.00	55.00
PERFUME MED.SIZE MEDORA/BROACH	EACH	120.00	180.00	200.00	200.00	120.00	120.00	180.00
HAIR-OIL AMLA/CHAMBELI	BOTTLE	110.00	100.00	120.00	110.00	120.00	120.00	110.00
TOILET SOAP LUX 95 GRAMS	EACH	34.70	34.70	34.70	34.70	34.70	34.70	34.70
TOILET SOAP LIFEBOUY 140 GRM	EACH	36.00	37.00	37.00	37.00	37.00	37.00	37.00
TOILET SOAP SAFEGUARD BATH SIZE	EACH	50.00	46.00	48.00	48.00	46.00	46.00	46.00
TOOTH PASTE MACKLINES 70 GRM	EACH	50.00	50.00	50.00	50.00	50.00	50.00	50.00
TOOTH PAST MED SIZE CLGATE 70 GMS	EACH	60.67	60.67	60.67	60.67	60.67	60.67	60.67
TOOTHBRUSH SHEILD A/PLAUQUE	EACH	45.00	40.00	60.00	55.00	30.00	25.00	35.00
TOOTHPOWDER DENTONIC 90 GRM	EACH	25.00	25.00	28.00	30.00	28.00	28.00	28.00
HAIR-COLOUR BEGIN (6 GMS)	EACH	100.00	100.00	95.00	100.00	100.00	100.00	100.00
HAIR COLOUR (KALAKOLA)	BOTTLE	140.00	120.00	120.00	130.00	130.00	130.00	130.00
FACECREAM PONDS (MEDIUM)	EACH	110.00	105.00	110.00	110.00	110.00	110.00	110.00
TALC POWDER VICE ROAY,B.CAT	EACH	135.00	120.00	150.00	130.00	145.00	145.00	135.00
BLADE TREET ORDINARY 10'S	PKT.	40.00	32.50	30.00	30.00	29.67	30.00	35.00
BLADE 7-O-CLOCK STAIN. 5'S	PKT.	35.00	30.00	30.00	35.00	30.00	30.00	35.00
SHAMPOO SUNSILK/PAINTIN 100 ML	BOTTLE	110.00	110.00	110.00	110.00	110.00	110.00	110.00
BEAUTY CREAM (FAIR & LOVELY)	EACH	155.00	99.00	65.00	155.00	155.00	155.00	115.00
HAIR REMOVING CREAM (EU-CREAM)	TUBE	65.00	65.00	60.00	60.00	60.00	60.00	60.00
GEL MEDIUM SIZE	BOTTLE	60.00	65.00	95.00	60.00	100.00	100.00	130.00
DISPOSABLE RAZOR GILLET-II	EACH	40.00	40.00	37.50	45.00	35.00	35.00	40.00
SHAVING CREAM TOUCH-ME/ADM.	EACH	65.00	60.00	55.00	60.00	65.00	65.00	65.00
GOLD TEZABI 24 CT	10 GM.	39266.00	39270.00	39950.00	39009.00	39265.00	39265.00	39866.00
SILVER TEZABI 24 CT	10 GM.	565.00	625.00	580.00	565.00	566.00	566.00	548.00
ARTIFICIAL JEWELLARY SET	SET	800.00	187.50	575.00	400.00	656.25	575.00	450.00
WRIST WATCH GENTS CITIZEN (ORIGINAL) ***	EACH	2500.00	2450.00	5250.00	5000.00	2500.00	2600.00	2500.00
WRIST WATCH LADIES CITIZEN (ORIGINAL) ***	EACH	2400.00	2450.00	5250.00	5000.00	2500.00	2500.00	2500.00
WALL CLOCK QUARTZ AV.QLTY	EACH	425.00	310.00	537.50	1000.00	400.00	325.00	450.00
SUITCASE REXIN (24"x16"x6")	EACH	900.00	692.50	1150.00	900.00	775.00	725.00	1200.00
TRUNK MEDIUM SIZE ***	EACH	1500.00	1325.00	1450.00	1000.00	1191.67	1325.00	1500.00
PURSE LADIES (LEATHER) AVERAGE QUALITY	EACH	750.00	450.00	475.00	900.00	1266.67	1300.00	400.00

7.11 Intercity Consumer Prices June, 2015

Description	Unit	Vehari	Sargodha	Mianwali	Bahawal-pur	Bahawal-nagar	R.Y. Khan
WHEAT	10 KG.	281.50	287.50	320.00	298.75	307.50	308.00
WHEAT FLOUR FINE/SUPERIOR.	KG.	40.00	36.00	40.00	37.00	40.00	39.00
WHEAT FLOUR AVG. QLTY	KG.	37.50	33.00	37.00	35.00	36.50	38.00
WHEAT FLOUR BAG	10 KG.	365.00	330.00	370.00	350.00	347.50	360.00
MAIDA	KG.	47.50	50.00	52.00	45.00	48.25	50.00
SUJI	KG.	47.50	50.00	50.00	45.00	48.25	50.00
BESAN AV. QLTY.	KG.	90.00	95.00	100.00	100.00	92.50	100.00
RICE BASMATI SUP. QLTY.	KG.	118.75	95.00	120.00	135.00	97.50	130.00
RICE BASMATI 385/386	KG.	78.75	62.50	90.00	120.00	60.00	75.00
RICE BASMATI BROKEN AV.QLTY	KG.	65.00	55.00	70.00	60.00	45.00	75.00
RICE IRR1-6 (SINDH/PUNJAB)	KG.	36.25	50.00	60.00	52.50	35.00	35.00
VERMICELLI	KG.	80.00	70.00	100.00	75.00	80.00	80.00
BREAD PLAIN MEDIUM SIZE	EACH	40.00	40.00	40.00	45.00	40.00	35.00
RUSK (PAPAY)	KG.	200.00	180.00	200.00	210.00	200.00	200.00
BISCUITS-PACKED	PKT	35.00	35.00	35.00	35.00	35.00	35.00
BISCUIT-BAKERY (LOOSE)	250 GM	77.50	75.00	80.00	85.00	70.00	75.00
CORNFLAKS FAUJI 225 GM.	PKT	176.40	166.50	200.00	175.50	171.00	176.40
SAMOSA (VEGATABLE)	EACH	15.00	17.50	20.00	10.00	20.00	15.00
PASTRY AV.QLTY.	EACH	30.00	30.00	30.00	30.00	30.00	30.00
PATTIES (VEGATABLES)	EACH	15.00	30.00	30.00	20.00	25.00	25.00
NIMCO	250 GM	70.00	65.00	80.00	60.00	80.00	80.00
CHIPS	250 GM	62.50	90.00	80.00	70.00	140.00	128.00
BEEF WITH BONE AV.QLTY.	KG	250.00	275.00	280.00	265.00	260.00	250.00
MUTTON AV.QLTY.	KG	480.00	550.00	500.00	562.50	550.00	500.00
CHICKEN FARM BROILER (LIVE)	KG	267.50	185.00	185.00	200.00	201.50	200.00
FISH-RAHU MEDIUM SIZE	KG	290.00	200.00	300.00	290.00	250.00	300.00
MILK FRESH (UNBOILED)	LTR.	65.00	65.00	60.00	60.00	62.50	60.00
CURD	KG.	75.00	80.00	80.00	70.00	80.00	80.00
MILK TETRA PACK 1/2 LTR.	PKT.	60.00	60.00	60.00	60.00	60.00	60.00
LACTOGEN 400 GRAMS	PKT.	435.00	432.50	435.00	435.00	435.00	435.00
POWDER MILK NIDO 400GM.	PKT	360.00	360.00	360.00	360.00	370.00	360.00
MILK POWDER LOOSE/PACKED	KG.	472.50	525.00	450.00	475.00	550.00	500.00
BUTTER LOCAL PACKED	50 GM.	25.00	30.00	40.00	35.00	21.42	25.00
EGGS FARM	DOZ	77.50	80.00	78.00	80.00	82.50	68.00
MUSTARD OIL AV.QLTY.	KG.	155.00	170.00	180.00	155.00	151.25	160.00
COOKING OIL (DALDA)	2.5LTR	465.00	445.00	465.00	445.00	460.00	485.00
COOKING OIL (PAKWAN) OTHER BRAND SPECIFY	2.5 LTR	500.00	380.00	465.00	445.00	429.16	485.00
VEGETABLE GHEE TIN	2.5KG.	405.00	440.00	475.00	440.00	440.00	460.00
VEGETABLE GHEE (LOOSE)	KG.	175.00	132.00	115.00	140.50	140.00	143.00
DATES AV.QLTY.	KG.	200.00	145.00	200.00	190.00	215.00	160.00
PISTACHIO AV.QLTY.	50 GM.	120.00	125.00	90.00	105.00	110.00	110.00
ALMONDS WHOLE AV.QLTY.	KG.	525.00	475.00	400.00	425.00	600.00	600.00
COCONUT DRY AV.QLTY.	KG.	290.00	290.00	240.00	272.50	300.00	270.00
RAISINS AV.QLTY.	50 GM.	21.00	20.00	20.00	23.00	20.00	20.00
GROUNDNUTS (WITH SHELL)	KG.	155.00	180.00	180.00	230.00	160.00	170.00
MALTA/MOSAMBI	DOZ	0.00	0.00	0.00	0.00	0.00	0.00
KINNU	DOZ	0.00	0.00	0.00	0.00	0.00	0.00
APPLE	KG	187.50	95.00	140.00	115.00	200.00	120.00
ALOO BUKHARA	KG	182.50	150.00	180.00	335.00	165.00	200.00
POMEGRANATE (ANNAR)	KG	0.00	0.00	0.00	0.00	0.00	0.00
GRAPES	KG	0.00	0.00	0.00	0.00	0.00	0.00
BANANAS	DOZ	85.00	80.00	110.00	75.00	80.00	80.00
MANGO KALMI	KG	123.75	75.00	90.00	90.00	80.00	100.00
GUAVA	KG	0.00	0.00	0.00	0.00	0.00	0.00
WATERMELON (TURBOOZ)	KG	20.00	17.50	12.00	22.50	20.00	25.00
MUSKMELON (KHARBOOZA)	KG	35.00	35.00	30.00	45.00	40.00	40.00
SWEETMELON (GARMA)	KG	0.00	0.00	0.00	0.00	0.00	0.00
PULSE MASOOR (WHOLE)	KG.	122.50	115.00	150.00	130.00	120.00	120.00
PULSE MASOOR (WASHED)	KG.	135.00	160.00	180.00	140.00	123.75	130.00
PULSE MOONG (WASHED)	KG.	165.00	160.00	160.00	165.00	145.00	160.00
PULSE MASH (WASHED)	KG.	200.00	190.00	180.00	180.00	160.00	170.00
PULSE GRAM	KG.	87.50	87.50	90.00	100.00	95.00	96.00
GRAM WHOLE BLACK AV QLTY.	KG.	85.00	87.50	75.00	90.00	80.00	90.00
GRAM WHOLE YELLOW AV.QLTY	KG.	115.00	130.00	110.00	115.00	110.00	110.00
BEANS (LAL LOBIA)	KG.	170.00	135.00	180.00	150.00	160.00	150.00

Contd.

7.11 Intercity Consumer Prices June, 2015

Description	Unit	Vehari	Sargodha	Mianwali	Bahawal-pur	Bahawal-nagar	R.Y. Khan
POTATOES	KG	17.50	20.00	25.00	20.00	27.50	28.00
ONION	KG	45.00	42.50	40.00	40.00	40.00	40.00
TURNIP	KG	0.00	0.00	0.00	0.00	0.00	0.00
RADISH	KG	0.00	0.00	0.00	0.00	0.00	0.00
TOMATOES	KG	55.00	45.00	50.00	60.00	60.00	80.00
CABBAGE	KG	0.00	0.00	0.00	0.00	0.00	0.00
CAULIFLOWER	KG	0.00	0.00	0.00	0.00	0.00	0.00
BRINJAL	KG	30.00	25.00	15.00	22.50	30.00	40.00
PUMPKIN	KG	25.00	11.00	40.00	32.50	20.00	20.00
BOTTLEGOURD	KG	22.50	35.00	20.00	22.50	20.00	20.00
LADY FINGER	KG	35.00	75.00	40.00	42.50	30.00	50.00
PEAS	KG	0.00	0.00	0.00	0.00	0.00	0.00
SPINACH	KG	0.00	0.00	0.00	0.00	0.00	0.00
TINDA	KG	45.00	55.00	40.00	65.00	40.00	40.00
TURAI	KG	20.00	25.00	30.00	27.50	20.00	20.00
KARAILA	KG	30.00	25.00	30.00	42.50	35.00	50.00
ARVI	KG	95.00	90.00	90.00	110.00	90.00	100.00
CHILLIES GREEN	KG	30.00	80.00	40.00	47.50	25.00	40.00
CARROT	KG	0.00	0.00	0.00	0.00	0.00	0.00
COCUMBER (KHEERA)	KG	27.50	25.00	30.00	55.00	23.75	40.00
LEMON	250GM	45.00	30.00	40.00	32.50	40.00	50.00
SUGAR REFINED	KG.	60.00	60.50	62.00	60.00	61.00	60.00
GUR AV.QLTY	KG.	85.00	75.00	90.00	87.50	85.00	90.00
HONEY LANGANESE 500 GM.	BOTTLE	892.50	875.00	880.00	850.00	850.00	780.00
MILO 200 GM.	BOTTLE	205.00	200.00	240.00	220.00	220.00	190.00
CUSTARD POWDER RAFHAN 300 GM.	PKT	75.00	75.00	75.00	75.00	75.00	75.00
TOFFEE (HILAL)	EACH	2.00	2.00	1.00	1.00	2.00	2.00
CHOWKELATE CANDY (SMALL SIZE)	EACH	5.00	5.00	5.00	5.00	5.00	5.00
SWEETMEAT (MIXED)	KG	280.00	270.00	300.00	335.00	280.00	330.00
ICE CREAM WALLS	CUP.	40.00	40.00	40.00	40.00	40.00	40.00
ICE	KG	5.50	10.00	5.00	7.50	10.00	8.00
JAM AHMED/MITCHELLES	BOTTLE	135.00	135.00	140.00	140.00	140.00	140.00
SQUASH-MITCHELLES	BOTTLE	150.00	150.00	160.00	160.00	150.00	150.00
ROOH AFZA	BOTTLE	150.00	160.00	160.00	150.00	150.00	145.00
JAM-E-SHIREEN	BOTTLE	160.00	165.00	160.00	160.00	160.00	160.00
SAUNF	50 GM	19.00	15.00	20.00	22.00	20.00	15.00
CINAMON LOOSE AV. QLTY	50 GM.	20.00	30.00	20.00	20.00	30.00	25.00
CUMINSEED WHITE NATIONAL	50 GM.	52.00	52.00	52.00	52.00	54.00	54.00
PEPPER BLACK NATIONAL	50 GM.	96.00	96.00	100.00	96.00	96.00	96.00
CLOVES LOOSE AV.QLTY	50 GM.	95.00	135.00	94.75	105.00	100.00	90.00
CARDAMOM LARGE LOOSE AV.QLTY	50 GM.	165.00	150.00	120.00	137.50	175.00	175.00
CARDAMOM SMALL AV.QLTY	50 GM.	110.00	125.00	120.00	115.00	100.00	95.00
SALT-POWDERED (LAHORI) LOOSE	KG.	11.00	9.00	10.00	12.00	10.00	10.00
SALT POWDERED (NATIONAL/SHAN)	PKT	25.00	25.00	25.00	25.00	25.00	25.00
CHILLIES POWD.NATIONAL 200GM	PKT	105.00	105.00	105.00	105.00	105.00	105.00
CHILLIES POWDER LOOS	KG.	210.00	265.00	320.00	210.00	252.50	300.00
CORRIANDER SEED POWD.NATIONAL	PKT	78.00	78.00	104.00	104.00	78.00	78.00
CORRIANDER SEED (LOOSE)	KG.	265.00	275.00	320.00	312.50	250.00	280.00
TURMERIC POWD.NATIONAL 50GM	PKT.	35.00	35.00	35.00	35.00	35.00	35.00
CURRY POWD. NATIONAL 200 GM	PKT.	87.00	87.00	87.00	87.00	87.00	87.00
TOMATO KETCHUP AHMED/MITCHL	BOTTLE	95.00	95.00	80.00	70.00	120.00	120.00
PICKLES AHMED/MITCHELLES	BOTTLE	130.00	110.00	100.00	105.00	120.00	120.00
VINEGAR SYNTHETIC (SIRKA)	BOTTLE	85.00	50.00	70.00	50.00	90.00	80.00
GARLIC	KG	130.00	135.00	110.00	140.00	140.00	150.00
GINGER	KG	245.00	245.00	220.00	262.50	280.00	200.00
TAPAL DANEDAR TEA 200GM PACKET	PKT	136.84	136.84	126.32	136.84	136.84	136.84
TEA LIPTON YELLOW LABEL 200GM.	PKT.	149.47	152.63	142.00	157.89	152.63	149.47
TEA LOOSE KENYA AV.QLTY 250GM.	PKT.	140.00	150.00	150.00	147.50	135.00	127.50
COFFEE-NESCAFE 75 GM. **	BOTTLE	350.00	360.00	320.00	360.00	360.00	360.00
COLD DRINK (STANDARD SIZ)	BOTTLE	22.00	25.00	25.00	22.00	25.00	25.00
FRUIT JUICE TETRA PACK	PKT.	20.00	22.50	20.00	15.00	20.00	15.00
MINERAL WATER NESTLE 1.5 LTR	BOTTLE	50.00	50.00	50.00	47.00	50.00	50.00
CIGARETTES K-2 10'S **	PKT	55.00	60.00	47.00	52.00	55.00	55.00
CIGARETTES CAPSTAN 10'S **	PKT	60.00	60.00	60.00	57.00	46.50	60.00
CIGARETTES GOLD LEAF 20'S	PKT	110.00	115.00	115.00	110.00	120.00	115.00

Contd.

7.11 Intercity Consumer Prices June, 2015

Description	Unit	Vehari	Sargodha	Mianwali	Bahawal-pur	Bahawal-nagar	R.Y. Khan
CIGARETTES MORVEN GOLD 20'S	PKT	60.00	60.00	60.00	57.00	60.00	60.00
BETEL LEAVES	50GM.	65.00	75.00	75.00	105.00	50.00	70.00
BETEL NUTS	KG.	312.50	290.00	290.00	355.00	290.00	350.00
LONG CLOTH 57" GUL AHMED/AL-KARAM	METER	170.00	235.00	200.00	180.00	270.00	270.00
SHIRTING AV.QLTY.	METER	155.00	140.00	150.00	115.00	200.00	200.00
PANT CLOTH W & WEAR AV.QLTY	METER	430.00	450.00	400.00	525.00	550.00	500.00
LAWN PRINTED GUL AHMED/AL-KARAM	METER	185.00	360.00	200.00	366.00	360.00	360.00
GEORGETTE AV.QLTY	METER	145.00	162.50	105.00	110.00	240.00	225.00
LINEN AV.QLTY ***	METER	160.00	135.00	140.00	125.00	240.00	240.00
HEAVY WT SUITING LAWERNCPUR AVG QLTY	METER	1200.00	950.00	950.00	1500.00	1500.00	1300.00
HEAVY WT SUITING LAWERNCPUR SUP QLTY	METER	1950.00	1350.00	1200.00	2100.00	2000.00	1600.00
TROPICAL SUITING LAW.PUR	METER	1000.00	1100.00	950.00	1350.00	1400.00	1100.00
PANT BOY 24"/26" LENGTH.	EACH	525.00	425.00	350.00	462.50	550.00	500.00
SHIRT BOY 24"/26" LENGTH	EACH	275.00	300.00	255.00	387.50	450.00	490.00
SCHOOL UNI. PANT,SHIRT BOYS	SUIT	412.50	475.00	600.00	725.00	900.00	925.00
SCHOOL UNI. KAMEEZ,SHAL.BOYS	SUIT	412.50	550.00	600.00	725.00	900.00	700.00
SCHOOL UNI. KAMEEZ,SHAL.GIRL	SUIT	412.50	550.00	650.00	687.50	900.00	800.00
FROCK W/WEAR GIRLS	EACH	775.00	925.00	1000.00	2300.00	1500.00	995.00
AWAMI-SUIT W & W(BOY) 24"/26	SUIT	800.00	750.00	1200.00	775.00	1562.50	1200.00
AWAMI-SUIT W&W (GENTS)AV.QLTY	SUIT	1150.00	1800.00	1300.00	1150.00	1800.00	1585.00
PULLOVER GENTS OXFORD/BON.	EACH	3275.00	3200.00	2300.00	2890.00	2880.00	2980.00
PULLOVER LADIES OXFORD/BON.	EACH	3275.00	2100.00	2300.00	2500.00	2795.00	2795.00
PULLOVER (GENTS) OTHERS A.QTY	EACH	575.00	875.00	800.00	950.00	1400.00	800.00
SECOND-HAND COAT FOR MEN	EACH	200.00	250.00	420.00	1150.00	650.00	425.00
SECONDHAND SWEETER FOR MEN DUP QLTY	EACH	95.00	250.00	150.00	425.00	350.00	175.00
SECONDHAND WINTER JACKET	EACH	212.50	350.00	300.00	650.00	500.00	325.00
UNDERWEAR AV.QLTY MEDIUM SIZE	EACH	87.50	120.00	150.00	110.00	225.00	225.00
VEST FOR MEN AV.QLTY.	EACH	115.00	110.00	150.00	187.50	220.00	230.00
VEST/SHAMEEZ (WOMEN) AVG. QLTY	EACH	95.00	90.00	150.00	175.00	200.00	175.00
SOCKS NYLON (PAKISTANI)	PAIR	77.50	110.00	100.00	115.00	100.00	125.00
BRASSIER AV.QLTY.	EACH	95.00	110.00	200.00	160.00	230.00	210.00
BRASSIER SUP QLTY	EACH	225.00	425.00	400.00	387.50	595.00	650.00
DOPATTA GEORGETTE AV.QLTY.	EACH	325.00	260.00	200.00	337.50	450.00	412.50
DOPATTA COTTON AV GLTY	EACH	195.00	250.00	180.00	337.50	400.00	250.00
CHADDAR (W/WEAR) (2x2.5 MTR)	EACH	375.00	350.00	300.00	425.00	650.00	450.00
LUNGI/DHOTI(COTTON) AVG. QLTY	EACH	287.50	275.00	295.00	287.50	400.00	300.00
HANDKERCHIEF AVG. QLTY PAK	EACH	30.00	35.00	40.00	32.50	60.00	35.00
HANDKERCHIEF SUP. QLTY PAK	EACH	60.00	65.00	60.00	85.00	70.00	60.00
GLOVES AV QLTY	PAIR	72.50	100.00	115.00	115.00	125.00	175.00
AZARBAND COTTON AVG. QLTY	EACH	15.00	17.50	15.00	13.50	15.00	15.00
SEWING THREAD/REEL(ASLI PARI)	EACH	12.00	6.50	6.00	5.00	6.00	6.00
WASHING CHARGES PAINT & SHIRT	SUIT	100.00	135.00	150.00	125.00	70.00	70.00
DRY CLEANING SUIT COAT PANT	SUIT	325.00	325.00	390.00	487.50	350.00	400.00
WASHING CH. (KAMIZ-SHALWAR)	PAIR	80.00	80.00	70.00	95.00	60.00	60.00
TAILORING SHIRT	EACH	375.00	375.00	300.00	425.00	300.00	400.00
TAILORING CHARGES PANT (MEN)	EACH	512.50	750.00	500.00	550.00	500.00	450.00
TAILORING COAT-PANT SUIT	SUIT	3650.00	3500.00	3050.00	5250.00	4000.00	4000.00
TAILORING AWAMI-SUIT (MALE)	SUIT	425.00	550.00	500.00	525.00	450.00	650.00
TAILORING SUIT FEMALE	SUIT	387.50	550.00	300.00	500.00	350.00	500.00
GENTS SHOES PAUL BATA	PAIR	1199.00	1199.00	1199.00	1199.00	1199.00	1199.00
GENTS SANDAL BATA	PAIR	699.00	699.00	699.00	699.00	699.00	699.00
GENTS SPOUNG CHAPPAL BATA	PAIR	179.00	179.00	179.00	179.00	179.00	179.00
LADIES SANDAL BATA	PAIR	499.00	499.00	499.00	499.00	499.00	499.00
LADIES SPOUNG CHAPPAL BATA	PAIR	179.00	179.00	179.00	179.00	179.00	179.00
CHILD SHOE POWER LITE BATA	PAIR	599.00	599.00	599.00	599.00	599.00	599.00
GENTS SHOE, ART 1109 SERVICE	PAIR	999.00	999.00	999.00	999.00	999.00	999.00
NYLON JOGGER 27 SIZE 2-5 ***	PAIR	1299.00	1299.00	1299.00	1299.00	1299.00	1299.00
CHINA FOOT WEAR AV. QLTY (MALE) *	PAIR	675.00	550.00	400.00	1150.00	500.00	500.00
CHINA FOOT WEAR AV. QLTY (FEMALE) *	PAIR	375.00	550.00	400.00	1150.00	400.00	400.00
CHINA FOOT WEAR AV. QLTY (CHILDREN) *	PAIR	262.50	400.00	400.00	875.00	400.00	400.00
SHOE REPAIR HALF SOLE	PAIR	55.00	150.00	80.00	110.00	100.00	100.00
SHOES POLISH CHARGES AVERAGE SHOP	PAIR	20.00	20.00	15.00	20.00	20.00	25.00
HOUSE RENT (combined)	MONTH	4690.00	5956.00	3825.00	7225.00	4333.00	3912.00
rent 2	pm	4690.00	5956.00	3825.00	7225.00	4285.00	3912.00
RENT3	PM	4690.00	5956.00	3825.00	7225.00	4333.00	3912.00

Contd.

7.11 Intercity Consumer Prices June, 2015

Description	Unit	Vehari	Sargodha	Mianwali	Bahawal-pur	Bahawal-nagar	R.Y. Khan
RENT4	PM	4690.00	5956.00	3825.00	7225.00	4333.00	3912.00
RENT5	PM	4690.00	5956.00	3825.00	7225.00	4333.00	3912.00
RENT6	PM	4690.00	5956.00	3825.00	7225.00	4333.00	3912.00
SYNTHETIC ENEMAL ROBIALAC BALTI 3.64 LTR.	EACH	2174.00	1947.74	1700.00	2174.00	2174.00	2174.00
SYNTHETIC ENEMAL ICI BALTI 3.64 LTR.	EACH	2165.00	1938.84	1950.00	2077.00	2170.00	2165.00
CEMENT (LOCAL) SPECIFY BRAND NAME	BAG	497.50	495.00	500.00	505.00	495.00	500.00
BRICKS (NEW) IST CLASS	P/1000	5175.00	7000.00	4900.00	4900.00	4600.00	5500.00
CEMENT BLOCKS (6"x8"x12")	P/100	0.00	0.00	0.00	0.00	0.00	0.00
BAJREE	100CFT	4900.00	3275.00	2500.00	5500.00	5000.00	6000.00
SAND (BLACK PIT SAND)	K100CFT	1400.00	1500.00	2500.00	2200.00	2000.00	1600.00
TIMBER SHESHAM LOG IST QUALITY	cubmt.	42377.00	63566.00	44000.00	45909.50	56496.00	56494.00
IRON BAR (M.S. BAR) 1/2"	P/TON	83000.00	71500.00	78000.00	80250.00	71500.00	72000.00
CARPANTER WAGE RATE	P/DAY	575.00	800.00	900.00	625.00	700.00	700.00
MASON (RAJ) WAGE RATE	P/DAY	650.00	800.00	800.00	725.00	700.00	700.00
UNSKILLED LABOUR WAGE RATE	P/DAY	350.00	500.00	450.00	425.00	400.00	400.00
PLUMBER WAGE RSTE	P/DAY	575.00	800.00	900.00	650.00	700.00	700.00
ELECTICIAN WAGE RATE PER DAY	** P/DAY	575.00	700.00	900.00	0.00	600.00	0.00
ELECTICIAN WAGE RATE PER POINT	** P/PNT	70.00	110.00	100.00	95.00	100.00	100.00
WATER CHARGES PER HOUSE	P/MONTH	50.00	25.00	65.00	60.00	50.00	50.00
ELECT.CHARGES UPTO 50 UNITS	P/UNIT	2.00	2.00	2.00	2.00	2.00	2.00
ELECT.CHARGES 01 - 100 UNIT	P/UNIT	5.79	5.79	5.79	5.79	5.79	5.79
ELECT.CHARGES 101 - 300 UNIT	P/UNIT	9.90	9.90	9.90	9.90	9.90	9.90
ELECT.CHARGES 301 - 1000 UNIT	P/UNIT	15.63	15.63	15.63	15.63	15.63	15.63
ELECT.CHARGES ABOVE 1000 UNIT	P/UNIT	17.71	17.71	17.71	17.71	17.71	17.71
ELEC	PM	10.21	10.21	10.21	10.21	10.21	10.21
GAS CHRGR upto 3.3719 MMBUT	MMBTU	0.00	124.18	0.00	124.18	0.00	124.18
GAS CHRGR 3.3719 - 6.7438 MMBUT	MMBTU	0.00	248.37	0.00	248.37	0.00	248.37
GAS CHRGR 6.7438 - 10.1157 MMBUT	MMBTU	0.00	248.37	0.00	248.37	0.00	248.37
GAS CHRGR10.1157 - 13.4876 MMBUT	MMBTU	0.00	620.91	0.00	620.91	0.00	620.91
GAS	PM	0.00	620.91	0.00	620.91	0.00	620.91
GAS	PM	0.00	372.55	0.00	372.55	0.00	372.55
KEROSENE OIL	LTR	90.00	85.00	100.00	88.00	102.50	90.00
FIREWOOD WHOLE	40 KG.	465.00	475.00	350.00	620.00	600.00	500.00
CHAIR SHESHAM WOOD WITH ARMS	** EACH	1900.00	2350.00	1800.00	2900.00	2500.00	1400.00
CHAIR PLASTIC (CHAIRMAN) AVERAGE QUALITY	EACH	650.00	900.00	800.00	1250.00	850.00	850.00
TABLE SHESHAM WOOD (4X2X5")	*** EACH	3100.00	3750.00	3600.00	7800.00	10000.00	6000.00
SOFASET WOODEN WITH FOAM SEAT	** SET	14500.00	18000.00	15000.00	27500.00	18000.00	20000.00
COT IRON (WITH NIWAR)AV.QLTY.	EACH	1450.00	1900.00	2000.00	3900.00	2300.00	2500.00
ALMIRAH (STEEL) 6'X3' 20 GUAGE	EACH	12000.00	11000.00	8500.00	14500.00	12000.00	8000.00
DINNING TABLE 6 CHAIRS A.QLTY	SET	23000.00	23500.00	12000.00	29500.00	25000.00	30000.00
SINGLE BED WITHOUT FOAM MED.	EACH	5025.00	5500.00	4000.00	9250.00	7000.00	6500.00
MATRESS SINGLE(4"THICK)	EACH	5150.00	5000.00	4500.00	5700.00	5700.00	5700.00
FARSHI DARI 12'X9' AV.QLTY	EACH	1175.00	1250.00	1500.00	1950.00	1500.00	1300.00
DARI COTTON (6'x2 1/2') AV.QL	EACH	325.00	550.00	725.00	1550.00	1200.00	450.00
CARPET PLAIN AV. QLTY	SQFT.	29.00	37.50	55.00	27.50	42.00	35.00
QUILT (LIHAF) 3 KG. COTTON	EACH	775.00	1400.00	1000.00	1350.00	1200.00	750.00
BLANKET (90" x 54")	EACH	4250.00	4500.00	3200.00	4900.00	4400.00	4000.00
BEDSHEET SINGLE BED SUP.QLTY	EACH	625.00	700.00	500.00	1350.00	800.00	500.00
BED SHEET DOUBLE WITH TWO PILLOW COVERS SUP QLTY	SET	1225.00	1350.00	850.00	2150.00	2500.00	1800.00
TOWEL(3'x2') AV. QALTY	EACH	275.00	190.00	280.00	187.50	450.00	300.00
CEILING FAN 48" SUPER QLTY	** EACH	3095.00	3500.00	3350.00	2600.00	3295.00	3000.00
PEDESTAL FAN 22" SUPER QLTY	EACH	4750.00	4000.00	3500.00	4000.00	4850.00	4200.00
REFG. DAWLENCE 10 CFT. D.DOOR	EACH	30400.00	33000.00	28000.00	30500.00	32000.00	30500.00
D-FREEZER WAVES 8 CFT.	EACH	30300.00	29500.00	25000.00	31000.00	30500.00	31000.00
AIRCONDITIONER 1.5 TON PEL	EACH	35000.00	35000.00	41000.00	38500.00	38500.00	41000.00
SPLIT AIR CONDITIONER 1.5 TON (SPECIFY BRAND NAME)	EACH	42750.00	43000.00	41000.00	46000.00	50500.00	43000.00
AIRCOOLER SUPER ASIA	EACH	14700.00	13500.00	10000.00	14600.00	16000.00	11375.00
WASHING MACHINE SINGER	EACH	15600.00	15900.00	15000.00	15700.00	15600.00	14700.00
SEWING MACHINE(SINGER)	EACH	6210.00	5810.00	5210.00	5895.00	6260.00	6260.00
GIZER LARGE SIZE 30 GALLON CAPACITY SUP QLTY	EACH	22900.00	19000.00	12500.00	16400.00	16500.00	20900.00
GAS BURNER DOUBLE SPFY.BRAND	EACH	1250.00	1800.00	1550.00	1750.00	2200.00	1500.00
ELECT. IRON PHILIPS MDL.1120	EACH	1500.00	2500.00	1600.00	1400.00	2100.00	2100.00
ELECTRIC JUICER FOR APPLE	EACH	8250.00	4250.00	6375.00	4800.00	6000.00	4500.00
S.STEEL DEGHCHI MEDIUM SIZE	*** EACH	737.50	475.00	525.00	1150.00	570.00	570.00
ALUMINIUM COOKING PAN (DEGCHI) MED SIZE	EACH	565.00	475.00	500.00	1050.00	1500.00	1500.00

Contd.

7.11 Intercity Consumer Prices June, 2015

Description	Unit	Vehari	Sargodha	Mianwali	Bahawal-pur	Bahawal-nagar	R.Y. Khan
NON STICK COOKING PAN (DEGCHI) SUP. QLTY	EACH	765.00	725.00	800.00	2000.00	1450.00	1450.00
FRYING PAN STEEL AVG. QLTY MED. SIZE	EACH	265.00	225.00	350.00	700.00	570.00	570.00
TAWA IORN (MEDIUM SIZE) AVG. QLTY	EACH	235.00	237.50	350.00	325.00	360.00	235.00
S.STEEL PLATE A.QLTY.(M.SIZE)	EACH	72.50	65.00	90.00	95.00	75.00	75.00
TABLE SPOON S.STEEL SUP.QLTY.	DOZEN	410.00	400.00	300.00	587.50	450.00	360.00
WATER SET JUG+6 GLASSES (OMROC)	SET	520.00	800.00	500.00	675.00	450.00	456.00
TEA SET PAK. CHINAWARE 21 PCS.	SET	2100.00	1900.00	1500.00	2300.00	2000.00	2000.00
DINNER SET PLASTIC 72 PIECES SUPERIOR QLTY	SET	5500.00	5250.00	4500.00	7250.00	7800.00	7800.00
HOTPOT SET PLASTIC 3 PCS.	SET	1500.00	1350.00	1200.00	2050.00	1250.00	1250.00
BUCKET(BALTI) PLASTIC MED.SIZ	EACH	312.50	375.00	300.00	462.50	370.00	220.00
LOTA PLASTIC (MED SIZE) AVERAGE QUALITY	EACH	52.50	50.00	70.00	55.00	80.00	50.00
PRESURE COOKER 4 LTR.	EACH	1650.00	1300.00	1225.00	2100.00	1580.00	1580.00
WATER COOLER 9/10 LTR.PLASTIC ***	EACH	575.00	675.00	800.00	925.00	600.00	480.00
THERMOS STARVAC 1 LTR	EACH	462.50	450.00	400.00	600.00	450.00	350.00
BULB PHILIPS 100-WATTS	EACH	30.00	27.50	25.00	30.00	30.00	30.00
TUBE LIGHT PHILIPS 40 WATTS	EACH	99.00	100.00	100.00	100.00	100.00	100.00
ELECTRIC BLUBS "0" WATTE LOCAL	EACH	20.00	20.00	20.00	20.00	25.00	25.00
ELECTRIC BLUB ENERGY SAVER 14 WATTS	EACH	170.00	165.00	150.00	175.00	180.00	175.00
WASHING SOAP 250 GMS SPECIFY BRAND NAME	EACH	40.00	40.00	35.00	40.00	40.00	40.00
SURF EXCEL 400 GMS POLY BAG	EACH	110.00	125.00	125.00	110.00	110.00	110.00
WASHING POWDER 1000 GRM	EACH	185.00	185.00	185.00	185.00	185.00	185.00
WASHING POWDER (WHEEL/ BONUS) 100 GRAMS	EACH	90.00	95.00	95.00	95.00	95.00	90.00
CLEANSER POWDER VIM 1000 GM	PKT.	77.78	77.78	72.22	77.78	72.22	72.22
FINIS 500 ML	BOTTLE	170.00	225.00	155.00	237.50	180.00	180.00
PHNYLE TYPHONE/FINIS/CARRANITE 3 LITRES	BOTTLE	145.00	150.00	170.00	165.00	150.00	160.00
HARPIC	BOTTLE	145.00	145.00	135.00	145.00	145.00	145.00
BOOT POLISH CHERRY/KIWI 50ML	EACH	111.11	100.00	100.00	111.11	100.00	100.00
ROBIN BLUE (35 GRAMS)	PKT.	50.00	45.00	50.00	50.00	50.50	50.00
TISSU PAPER PERFUMED 100 PCS.	PKT	105.00	100.00	110.00	105.00	115.00	105.00
TOILET PAPER ROLL (R.PETEL)	P/ROLL	40.00	38.00	40.00	40.00	38.00	40.00
BOOT POLISH LIQUID CHEERY BLOSSOM KIWI 75 ML	BOTTLE	150.00	140.00	150.00	150.00	150.00	150.00
MATCH BOX SMALL	EACH	3.00	2.50	2.00	2.50	2.00	2.00
DRY CELL 1.5 VOLT(LOCAL)	EACH	25.00	22.50	25.00	20.00	30.00	25.00
HAND STITCHING NEEDLE M.SIZE	PACKET	10.00	10.00	9.00	10.00	6.00	6.00
SEWING MACHINE NEEDLE (SINGER)	EACH	5.00	5.00	5.00	5.00	8.50	8.50
HOUSEHOLD SERVANT FEMALE P/T	P/MNTH	1500.00	3250.00	2000.00	1900.00	1800.00	1200.00
MARRIAGE HALL WITH FURNITURE	P/HEAD	110.00	165.00	60.00	95.00	105.00	70.00
SEPTRAN TABLETS	10TAB.	16.00	15.00	16.00	16.00	16.00	16.00
BRUFEN TABS 200-MG.	10TAB.	10.00	10.00	10.00	10.00	10.00	10.00
PANADOL TAB. EXTRA/PLAIN	10TAB.	10.00	10.00	10.00	10.00	10.00	10.00
DISPRIN TAB.	10TAB.	10.00	10.00	10.00	10.00	10.00	10.00
TRISIL TAB.	10 TAB	10.00	10.00	10.00	10.00	10.00	10.00
FLAGYL TAB. 200 MG.	10TAB.	10.00	10.00	10.00	10.00	10.00	10.00
VENTOLIN TAB. 2MG.	10TAB.	9.00	9.00	9.00	9.00	9.00	9.00
DAONIL TAB. 5 MG.	10TAB.	17.00	17.00	17.00	17.00	17.00	17.00
ENTOX TAB.	10TAB.	10.00	10.00	10.00	10.00	10.00	10.00
RENITEC TAB. 5 MG.	10TAB.	59.00	59.00	59.00	59.00	59.00	59.00
CAC. 1000 TAB	BOTTLE	122.00	122.00	122.00	122.00	122.00	122.00
AMOXIL CAPSOLE 250 MG.S	10CAP.	36.00	36.00	36.00	36.00	36.00	36.00
CALCIUM SYRUP SANDOZ	BOTTLE	64.00	64.00	64.00	64.00	64.00	64.00
LEDERPLEX SYRUP	BOTTLE	35.00	35.00	35.00	35.00	35.00	35.00
SANCOS SYRUP (50 ML.)	BOTTLE	30.00	30.00	30.00	30.00	30.00	30.00
PHENERGAN SYRUP 120 ML.	BOTTLE	33.00	33.00	33.00	33.00	33.00	33.00
CALPOL SYRUP 60 ML.	BOTTLE	28.00	28.00	28.00	28.00	28.00	28.00
HYDRYLLIN SYRUP 120 ML.	BOTTLE	65.00	65.00	65.00	65.00	65.00	65.00
POLYFAX EYE OINTMENT	TUBE	21.00	21.00	21.00	21.00	21.00	21.00
BETNESOL EYE DROPS	BOTTLE	33.89	33.89	33.89	33.89	33.89	33.89
EAR DROPS (CARDISPORINE) ***	BOTTLE	21.00	21.00	21.00	21.00	21.00	21.00
BETNOVATE-N OINTMENT 5 GMS	TUBE	16.00	16.00	16.00	16.00	16.00	16.00
BURNOL CREAM 30 GRM	TUBE	16.00	16.00	16.00	16.00	16.00	16.00
VICKS VAPORUB/BALM	BOTTLE	36.00	36.00	36.00	36.00	36.00	36.00
GLYCRINE SMALL BOTTLE	BOTTLE	15.00	20.00	25.00	20.00	25.00	20.00
JOUHAR JOSHANDA	PKT.	8.00	8.00	8.00	8.00	8.00	8.00
GALXOS-D (450 GRMS)	PKT.	157.50	157.50	151.88	168.75	157.50	157.50
GRUPE-WATER WOODWARDS	BOTTLE	55.00	55.00	55.00	55.00	55.00	55.00

Contd.

7.11 Intercity Consumer Prices June, 2015

Description	Unit	Vehari	Sargodha	Mianwali	Bahawal-pur	Bahawal-nagar	R.Y. Khan
SANIPLAST ONE PUTTY	EACH	2.00	2.00	2.00	2.00	1.50	1.50
O.R.S. (NIMCOL)	PKT.	17.00	17.00	17.00	17.00	17.00	15.00
DETTOL (MEDIUM)	BOTTLE	46.80	46.80	46.80	46.80	46.80	46.80
COTTON BANDAGE 2" - 4"	EACH	8.00	5.00	10.00	7.00	10.00	8.00
THERMOMETER CHINA	EACH	45.00	50.00	50.00	50.00	40.00	40.00
DOCTOR (MBBS) CLINIC FEE	P/PAT.	100.00	175.00	300.00	200.00	300.00	300.00
URINE TEST (DR) CHARGES	P/TEST	50.00	50.00	60.00	90.00	50.00	60.00
BLOOD TEST (CP) CHARGES	P/TEST	237.50	225.00	210.00	225.00	120.00	100.00
SUGAR TEST (RANDOM/FASTING BOTH) CHARGES	P/TEST	60.00	90.00	120.00	120.00	100.00	150.00
ECG CHARGES	P/TEST	200.00	225.00	225.00	175.00	150.00	150.00
X-RAY (CHEST) CHARGES	P/X-RAY	325.00	350.00	300.00	200.00	200.00	250.00
CAR SUZUKI 800 CC (W/O. A/C)	EACH	651800.00	625000.00	625000.00	650800.00	645000.00	640000.00
CAR SUZUKI 1000 CC	EACH	1076800.00	1050000.00	1050000.00	1075800.00	1040000.00	1070000.00
CAR TOYOTA 1300 CC	EACH	0.00	1645500.00	1441000.00	1643000.00	1570000.00	1620000.00
CAR HONDA CIVIC	EACH	0.00	2142000.00	0.00	0.00	2125000.00	2150000.00
MOTORCYCLE HONDA CD-70.	EACH	63500.00	63500.00	68500.00	63500.00	63500.00	63500.00
MOTORCYCLE YAMAHA 100CC.	EACH	79500.00	79500.00	79500.00	80500.00	84500.00	85000.00
MOTOR CYCLE HERO 70 CC	EACH	43000.00	42500.00	44500.00	47500.00	50000.00	48500.00
BICYCLE WITH TYRES & TUBES	EACH	7550.00	7350.00	7500.00	7350.00	7800.00	7500.00
TYRE CAR WITH TUBE GENERAL	EACH	3700.00	3750.00	3200.00	3500.00	3000.00	2950.00
TYRE MOTOR CYCLE WITHOUT TUBE	EACH	1025.00	1150.00	1250.00	1200.00	1300.00	1230.00
TYRE CYCLE SPECIFY BRAND NAME	EACH	350.00	400.00	350.00	350.00	350.00	360.00
TYRE CAR W/O TUBE	EACH	2762.50	3250.00	2800.00	3500.00	2750.00	2950.00
PETROL SUPER	LITRE	77.79	77.79	77.79	77.79	77.79	77.79
HIGH SPEED DIESEL HSD	LITRE	87.12	87.12	87.12	87.12	87.12	87.12
CNG	K.G.	0.00	0.00	0.00	0.00	0.00	71.50
GAS CYLINDER STAND. SIZE	EACH	900.00	1050.00	1050.00	1100.00	1025.00	1000.00
MOTOR CYCLE SERVICE CHARGES	EACH	190.00	275.00	300.00	275.00	250.00	250.00
CAR SERVICE CHARGES	EACH	250.00	325.00	400.00	350.00	250.00	250.00
TYRE PUNCTURE CHARGES	EACH	50.00	50.00	50.00	70.00	80.00	50.00
CYCLE OVERHAULING CHARGES	EACH	195.00	325.00	350.00	200.00	300.00	150.00
CAR TAX FOR 800CC TO 1300CC	YEARLY	2650.00	2650.00	2650.00	2650.00	2650.00	2650.00
TRAIN FARE ECO. 1-100 KM.	P/KM.	0.68	0.68	0.68	0.68	0.00	0.68
TRAIN FARE ECO. 101-500 KM.	P/KM.	0.98	0.98	0.98	0.98	0.00	0.98
TRAIN FARE ECO. > 500 KM.	P/KM.	0.89	0.89	0.89	0.89	0.00	0.89
TRAIN FARE IST SLP. 1-100KM	P/KM.	2.10	2.10	2.10	2.10	0.00	2.10
TRAIN FARE IST SLP.101-500 KM	P/KM.	2.59	2.59	2.59	2.59	0.00	2.59
TRAIN FARE IST SLP. > 500 KM	P/KM.	1.99	1.99	1.99	1.99	0.00	1.99
TRAIN FARE A/C SLP. 1-100KM.	P/KM	5.76	5.76	5.76	5.76	0.00	5.76
TRAIN FARE A/C SLP.101-500KM	P/KM.	4.59	4.59	4.59	4.59	0.00	4.59
TRAIN FARE A/C SLP > 500KM.	P/KM	4.16	4.16	4.16	4.16	0.00	4.16
PLATFORM TICKET	EACH	10.00	10.00	10.00	10.00	0.00	10.00
AUTO RICKSHAW FARES	KM/MIN	35.00	60.00	60.00	80.00	50.00	50.00
FULL TONGA CHARGES	KM/MIN	0.00	0.00	75.00	70.00	0.00	0.00
TAXI 4 SEATER FARE	KM/MIN	50.00	50.00	50.00	60.00	100.00	100.00
BUS FARE MIN (WITHIN CITY)	TICKET	0.00	15.00	0.00	0.00	0.00	0.00
BUS FARE MAX (WITHIN CIT	TICKET	0.00	27.50	0.00	0.00	0.00	25.00
BUS FARE OUTSIDE CITY	P/KM.	0.93	0.93	0.93	0.92	0.93	0.93
A/C BUS FARE OUTSIDE CITY	P/KM.	1.37	2.00	1.20	1.51	1.00	1.33
MINIBUS FARE MIN.WITH IN CITY	TICKET	0.00	0.00	0.00	0.00	0.00	0.00
MINIBUS FARE MAX.WITH IN CITY	TICKET	0.00	0.00	0.00	0.00	0.00	0.00
SUZUKI FARE MIN.WITH IN CITY	TICKET	0.00	10.00	15.00	10.00	10.00	0.00
SUZUKI FARE MAXIMUM W.IN CITY	TICKET	0.00	15.00	25.00	20.00	25.00	0.00
AIR FARE ECONOMY CLASS.	P/KM.	0.00	0.00	0.00	0.00	0.00	0.00
POSTAL ENVELOPE DOMESTIC	EACH	8.00	8.00	8.00	8.00	8.00	8.00
ENVELOPE FOR SAUDI ARABIA	EACH	50.00	50.00	50.00	50.00	50.00	50.00
POSTAL REGISTRATION CHARGES	EACH	28.00	28.00	28.00	28.00	28.00	28.00
U.M.S. REG CHARGES MIN.	EACH	59.00	59.00	59.00	59.00	59.00	59.00
T.C.S. CH. MIN.WITH IN ZONE	EACH	150.00	150.00	110.00	150.00	150.00	150.00
TELEPHONE CHARGES LOCAL CALL	P/CALL	3.94	3.94	3.94	3.94	3.94	3.94
TEL CHARGES OUT SIDE CITY	P/CALL	3.94	3.94	3.94	3.94	3.94	3.94
INTERNET CHARGES	P/HOUR	60.00	50.00	45.00	40.00	27.50	27.50
MOBILE CELL CHARGES	P/UNIT	3.00	3.00	3.00	4.50	2.50	3.06
FAX CHARGES (LOCAL)	P/PAGE	20.00	20.00	15.00	10.00	17.50	17.50
TELEPHONE SET AV. QLTY	EACH	1275.00	825.00	525.00	1150.00	825.00	650.00

Contd.

7.11 Intercity Consumer Prices June, 2015

Description	Unit	Vehari	Sargodha	Mianwali	Bahawal-pur	Bahawal-nagar	R.Y. Khan
MOBILE SET NOKIA/SONY/ERICSON/SAMSUNG WITHOUT CAMERA	EACH	3200.00	2300.00	3200.00	5200.00	3650.00	3650.00
T.V. 20" COLORED WEGA H-A21.	EACH	19000.00	22000.00	23250.00	23800.00	18000.00	17500.00
T.V 20" COLOR CHINA/KORIA)	EACH	6650.00	6850.00	14250.00	15300.00	13000.00	12000.00
V.C.P. PANASONIC/LG/NAT	EACH	0.00	0.00	6500.00	5500.00	5000.00	0.00
DVD/VCD PLAYER PANASONIC/LG	EACH	4100.00	5750.00	4500.00	4950.00	5000.00	5500.00
RADIO WITH C.PLAYER NATIONAL	EACH	1500.00	4500.00	3000.00	2100.00	1800.00	1250.00
PERSONNEL COMPUTER (BRANDED)	EACH	40000.00	25000.00	43250.00	35000.00	66000.00	50000.00
VID. CASSETTE BLK. TDK/SONY	EACH	190.00	165.00	150.00	200.00	180.00	100.00
COM. C.D. (TDK/IMATION)	EACH	95.00	45.00	30.00	45.00	50.00	35.00
TAPE RECORDER CASSETTE BLANK	EACH	75.00	50.00	50.00	55.00	50.00	40.00
VIDEO GAME SEGA 16 BYTE	EACH	1300.00	0.00	1500.00	1650.00	1150.00	1150.00
CINEMA A/C. HIGH CLASS	TICKET	0.00	100.00	0.00	0.00	0.00	0.00
CINEMA NON-A/C HIGH CLASS	TICKET	0.00	0.00	0.00	35.00	0.00	30.00
CABLE CHARGES	PER MONT	300.00	250.00	250.00	275.00	300.00	250.00
TV.LICENCE FEE DOMESTIC	YEARLY	420.00	420.00	420.00	420.00	420.00	420.00
ENGLISH BOOK CLASS V1	EACH	78.00	78.00	78.00	78.00	78.00	78.00
ENGLISH BOOK CLASS IX OR X	EACH	130.00	130.00	130.00	130.00	130.00	130.00
ENG. BOOK IST.YR COMPLETE SET	EACH	84.00	84.00	84.00	84.00	84.00	84.00
ENGLISH BOOK BA/B.SC	EACH	178.00	178.00	178.00	178.00	178.00	178.00
URDU BOOK CLASS V (T.B.BORD)	EACH	71.00	71.00	71.00	71.00	71.00	71.00
URDU BOOK CLASS IX/X(T.B.B)	EACH	137.00	137.00	137.00	137.00	137.00	137.00
URDU BOOK IST.YEAR/INTER	EACH	53.00	53.00	53.00	53.00	53.00	53.00
URDU BOOK BA/B.SC	EACH	140.00	140.00	140.00	140.00	140.00	140.00
MATHS BOOK CALSS V (T.B.B)	EACH	84.00	84.00	84.00	84.00	84.00	84.00
MATHS BOOK CLASS IX OR X	EACH	270.00	270.00	270.00	270.00	270.00	270.00
MATHS BOOK IST.YEAR (T.B.B)	EACH	156.00	156.00	156.00	156.00	156.00	156.00
PAKISTAN STUDIES BOOK BA/B.SC	EACH	125.00	125.00	125.00	125.00	125.00	125.00
DAILY "DAWN"	P/COPY	19.00	19.00	19.00	19.00	19.00	19.00
DAILY "JANG"	P/COPY	12.00	12.00	12.00	12.00	12.00	12.00
DAILY "NAWA-E-WAQT"	P/COPY	12.00	12.00	12.00	12.00	12.00	12.00
WEEKLY "AKHBAR-E-JAHAN"	P/COPY	55.00	55.00	55.00	55.00	55.00	55.00
WEEKLY "MAG"	P/COPY	45.00	45.00	45.00	45.00	45.00	45.00
MONTHLY "NAUNEHAL DIGEST"	P/COPY	35.00	35.00	35.00	35.00	35.00	35.00
PAPER FOOLSCAPE (27"x17")	QUIRE	47.50	55.00	45.00	27.50	50.00	50.00
EXERCISE.BOOK LINED 80/100 PGS	EACH	45.00	60.00	45.00	70.00	70.00	70.00
PENCILGOLDFISH/DEER	EACH	6.00	6.00	6.00	5.00	7.00	7.00
PEN INK DOLLOR 57 ML BOTTLE	EACH	20.00	20.00	20.00	20.00	25.00	25.00
PHOTOSTATE PAPER 70 GM	PRT	295.00	365.00	310.00	280.00	350.00	350.00
BALL PEN (local)	EACH	5.00	7.00	6.00	5.00	8.00	7.00
FOUNTAIN PEN HERO/WINGS/CHINA	EACH	50.00	47.50	45.00	45.00	50.00	50.00
PRIVATE SCHOOL FEE ENGLISH MED. AVG. STANDARD (CLASS I)	P/MONTH	1137.50	1100.00	1200.00	3087.50	875.00	1000.00
PRIVATE SCHOOL FEE ENGLISH MED. AVG. STANDARD (CLASS V)	P/MONTH	1137.50	1500.00	1600.00	3112.50	1087.50	1400.00
PRIVATE SCHOOL FEE ENGLISHMED. AVG. STANDARD (CLASS VI)	P/MONTH	1350.00	1650.00	2000.00	3162.50	1125.00	1500.00
PRIVATE SCHOOL FEE ENGLISH MED. AVG. STANDARD (CLASS X)	P/MONTH	1425.00	1950.00	2420.00	3337.50	1650.00	1700.00
PRIVATE MEDICLE COLLEGE FEE MBBS (IST YEAR)	P/MONTH	0.00	0.00	0.00	0.00	0.00	0.00
PRIVATE ENGINEERING COLLEGE FEE (ISTR YEAR)	P/MONTH	0.00	0.00	0.00	0.00	0.00	0.00
GOVT. COLLEGE FEE IST. YEAR	MONTH	50.00	50.00	50.00	50.00	50.00	50.00
GOVT. COLLEGE FEE 4TH. YEAR	MONTH	60.00	60.00	60.00	60.00	60.00	60.00
GOVT. UNIVERSITY FEE MSC.	MONTH	183.33	80.00	100.00	110.00	110.00	110.00
GOVT. MED. COLLEGE FEE MBBS	MONTH	0.00	0.00	0.00	1289.00	0.00	1050.00
GOVT. ENGG. COLL. FEE I YEAR	MONTH	0.00	600.00	0.00	2000.00	0.00	500.00
COACHING FEE FOR CLASS IX/X	P/MONTH	1200.00	400.00	1500.00	1500.00	1100.00	500.00
COACHING CHARGES FOR CLASS IST YEAR/INTER (SCIENCE)	P/MONTH	1800.00	900.00	2500.00	1750.00	1500.00	700.00
COACHING CHARGES FOR CLASS IST YEAR/INTER (COMMERCE)	P/MONTH	1500.00	600.00	1000.00	1500.00	1500.00	600.00
I.T. TUITION FEES	P/MONTH	2583.00	1500.00	0.00	2417.00	0.00	2000.00
MBA TUITION FEES	P/MONTH	2583.00	0.00	0.00	2750.00	0.00	4585.00
BREAD TANDOORI ST. SIZE	EACH	5.00	6.50	6.00	5.00	7.00	6.00
COOKED MUTTON (AV. HOTEL)	PLATE	120.00	200.00	140.00	95.00	150.00	150.00
COOKED BEEF (AV. HOTEL)	PLATE	70.00	95.00	100.00	65.00	120.00	70.00
COOKED DAL (AV. HOTEL)	PLATE	45.00	40.00	40.00	40.00	50.00	52.50
CHICKEN BIRYANI FULL/DOUBLE	PLATE	145.00	120.00	140.00	110.00	150.00	120.00
TEA PREPARED (ORDINARY)	CUP	17.50	20.00	15.00	15.00	20.00	20.00
BEAUTY PORL HAIR STYL CHARGE	P/STY.	262.50	225.00	250.00	390.00	300.00	300.00
SHAVING CHARGES	PER SHV	30.00	50.00	30.00	45.00	30.00	30.00

Contd.

7.11 Intercity Consumer Prices June, 2015

Description	Unit	Vehari	Sargodha	Mianwali	Bahawal-pur	Bahawal-nagar	R.Y. Khan
LIPSTICK S.MISS/MEDORA	EACH	110.00	110.00	110.00	90.00	120.00	120.00
NAIL POLISH S.MISS/MEDORA	EACH	60.00	110.00	95.00	95.00	60.00	60.00
PERFUME MED.SIZE MEDORA/BROACH	EACH	200.00	200.00	120.00	200.00	220.00	200.00
HAIR-OIL AMLA/CHAMBELI	BOTTLE	120.00	120.00	110.00	110.00	110.00	120.00
TOILET SOAP LUX 95 GRAMS	EACH	34.70	34.70	34.70	34.70	34.70	34.70
TOILET SOAP LIFEBOUY 140 GRM	EACH	36.00	37.00	37.00	37.00	37.00	37.00
TOILET SOAP SAFEGUARD BATH SIZE	EACH	46.00	48.00	50.00	46.00	46.00	46.00
TOOTHPASTE MACKLINES 70 GRM	EACH	50.00	50.00	50.00	50.00	50.00	50.00
TOOTHPAST MED SIZE CLGATE 70 GMS	EACH	60.67	60.67	60.67	60.67	60.67	60.67
TOOTHBRUSH SHEILD A/PLAUQUE	EACH	47.50	37.50	50.00	25.00	30.00	25.00
TOOTHPOWDER DENTONIC 90 GRM	EACH	28.00	25.00	25.00	28.00	28.00	28.00
HAIR-COLOUR BEGIN (6 GMS)	EACH	100.00	100.00	100.00	100.00	100.00	100.00
HAIR COLOUR (KALAKOLA)	BOTTLE	120.00	130.00	120.00	130.00	130.00	130.00
FACECREAM PONDS (MEDIUM)	EACH	110.00	110.00	110.00	110.00	110.00	110.00
TALC POWDER VICE ROAY,B.CAT	EACH	140.00	150.00	120.00	135.00	145.00	150.00
BLADE TREET ORDINARY 10'S	PKT.	35.00	40.00	30.00	30.00	35.00	30.00
BLADE 7-O-CLOCK STAIN. 5'S	PKT.	30.00	30.00	35.00	30.00	35.00	30.00
SHAMPOO SUNSILK/PAINTIN 100 ML	BOTTLE	110.00	110.00	110.00	110.00	110.00	110.00
BEAUTY CREAM (FAIR & LOVELY)	EACH	155.00	155.00	155.00	155.00	155.00	155.00
HAIR REMOVING CREAM (EU-CREAM)	TUBE	65.00	60.00	65.00	60.00	65.00	60.00
GEL MEDIUM SIZE	BOTTLE	60.00	85.00	85.00	100.00	130.00	100.00
DISPOSABLE RAZOR GILLET-II	EACH	45.00	40.00	45.00	40.00	45.00	42.00
SHAVING CREAM TOUCH-ME/ADM.	EACH	60.00	60.00	60.00	65.00	65.00	65.00
GOLD TEZABI 24 CT	10 GM.	38715.00	40037.00	40000.00	39336.00	39266.00	39336.00
SILVER TEZABI 24 CT	10 GM.	575.00	600.00	700.00	557.00	574.00	557.00
ARTIFICIAL JEWELLARY SET	SET	525.00	550.00	900.00	725.00	1000.00	300.00
WRIST WATCH GENTS CITIZEN (ORIGINAL) ***	EACH	3500.00	7000.00	4100.00	7200.00	3200.00	3000.00
WRIST WATCH LADIES CITIZEN (ORIGINAL) ***	EACH	3500.00	7000.00	4100.00	7000.00	3200.00	3000.00
WALL CLOCK QUARTZ AV.QLTY	EACH	525.00	550.00	600.00	1100.00	600.00	500.00
SUITCASE REXIN (24"x16"x6")	EACH	835.00	1750.00	1000.00	1600.00	1500.00	1200.00
TRUNK MEDIUM SIZE ***	EACH	962.50	1800.00	1990.00	1800.00	1400.00	1200.00
PURSE LADIES (LEATHER) AVERAGE QUALITY	EACH	537.50	550.00	700.00	1100.00	1200.00	1100.00

7.11 Intercity Consumer Prices June, 2015

Description	Unit	Karachi	Hyder- abad	Nawab- shah	Mirpurkhas	Mithi	Sukkar	Larkana	Dadu
WHEAT	10 KG.	350.00	300.00	280.00	290.00	290.00	300.00	275.00	300.00
WHEAT FLOUR FINE/SUPERIOR.	KG.	46.31	46.75	40.00	46.00	46.00	37.00	40.00	40.00
WHEAT FLOUR AVG. QLTY	KG.	38.62	40.50	40.00	36.00	36.00	36.50	36.50	38.00
WHEAT FLOUR BAG	10 KG.	403.08	405.00	380.00	360.00	360.00	365.00	365.00	400.00
MAIDA	KG.	51.54	48.00	45.00	48.00	50.00	50.00	45.00	45.00
SUJI	KG.	53.08	48.00	55.00	50.00	50.00	55.00	47.50	50.00
BESAN AV. QLTY.	KG.	103.08	127.50	110.00	110.00	110.00	105.00	100.00	110.00
RICE BASMATI SUP. QLTY.	KG.	153.08	130.00	140.00	140.00	140.00	140.00	140.00	140.00
RICE BASMATI 385/386	KG.	86.54	75.63	60.00	60.00	65.00	75.00	75.00	70.00
RICE BASMATI BROKEN AV.QLTY	KG.	73.08	75.63	70.00	40.00	40.00	65.00	80.00	50.00
RICE IRR1-6 (SINDH/PUNJAB)	KG.	48.62	48.00	40.00	35.00	37.00	52.50	32.00	35.00
VERMICELLI	KG.	83.08	80.00	80.00	85.00	85.00	80.00	70.00	70.00
BREAD PLAIN MEDIUM SIZE	EACH	45.00	44.00	48.00	45.00	45.00	50.00	40.00	45.00
RUSK (PAPAY)	KG.	186.15	172.50	200.00	140.00	150.00	230.00	200.00	240.00
BISCUITS-PACKED	PKT	35.00	35.00	35.00	35.00	35.00	35.00	35.00	35.00
BISCUIT-BAKERY (LOOSE)	250 GM	83.08	77.50	90.00	50.00	50.00	60.00	100.00	60.00
CORNFLAKS FAUJI 225 GM.	PKT	171.00	166.50	225.00	180.00	180.00	176.40	180.00	166.50
SAMOSA (VEGATABLE)	EACH	12.92	10.00	7.00	10.00	8.00	11.00	12.00	15.00
PASTRY AV.QLTY.	EACH	18.62	19.00	20.00	15.00	10.00	12.50	37.50	20.00
PATTIES (VEGATABLES)	EACH	15.31	10.50	6.00	15.00	10.00	12.50	18.00	10.00
NIMCO	250 GM	81.54	52.50	90.00	60.00	60.00	70.00	70.00	50.00
CHIPS	250 GM	96.54	70.00	90.00	60.00	60.00	75.00	82.50	60.00
BEEF WITH BONE AV.QLTY.	KG	346.15	310.00	350.00	240.00	0.00	290.00	290.00	280.00
MUTTON AV.QLTY.	KG	665.38	600.00	550.00	550.00	500.00	535.00	600.00	600.00
CHICKEN FARM BROILER (LIVE)	KG	193.08	190.00	300.00	184.00	196.00	200.00	180.00	220.00
FISH-RAHU MEDIUM SIZE	KG	292.31	280.00	350.00	275.00	300.00	325.00	275.00	360.00
MILK FRESH (UNBOILED)	LTR.	84.00	80.00	80.00	70.00	60.00	75.00	80.00	80.00
CURD	KG.	120.00	106.00	100.00	80.00	78.00	90.00	95.00	100.00
MILK TETRA PACK 1/2 LTR.	PKT.	60.00	50.00	60.00	60.00	60.00	60.00	60.00	60.00
LACTOGEN 400 GRAMS	PKT.	425.00	425.00	415.00	400.00	400.00	425.00	425.00	430.00
POWDER MILK NIDO 400GM.	PKT	360.00	350.00	340.00	325.00	325.00	350.00	350.00	350.00
MILK POWDER LOOSE/PACKED	KG.	506.15	562.50	560.00	480.00	480.00	480.00	450.00	370.00
BUTTER LOCAL PACKED	50 GM.	24.62	25.00	52.00	25.00	25.00	27.50	27.00	30.00
EGGS FARM	DOZ	86.54	89.00	70.00	80.00	100.00	86.00	80.00	90.00
MUSTARD OIL AV.QLTY.	KG.	161.54	140.00	160.00	120.00	120.00	122.50	200.00	160.00
COOKING OIL (DALDA)	2.5LTR	468.00	469.00	480.00	550.00	550.00	493.00	490.00	450.00
COOKING OIL (PAKWAN) OTHER BRAND SPECIFY	2.5 LTR	455.00	469.00	480.00	540.00	540.00	493.00	405.00	450.00
VEGETABLE GHEE TIN	2.5KG.	453.00	452.00	460.00	530.00	530.00	475.00	480.00	450.00
VEGETABLE GHEE (LOOSE)	KG.	141.54	140.00	135.00	150.00	150.00	140.00	135.00	115.00
DATES AV.QLTY.	KG.	246.15	152.50	220.00	150.00	150.00	230.00	160.00	200.00
PISTACHIO AV.QLTY.	50 GM.	123.08	130.00	100.00	95.00	100.00	150.00	130.00	120.00
ALMONDS WHOLE AV.QLTY.	KG.	1061.54	575.00	600.00	700.00	710.00	850.00	1200.00	620.00
COCONUT DRY AV.QLTY.	KG.	366.15	275.00	220.00	280.00	300.00	300.00	255.00	280.00
RAISINS AV.QLTY.	50 GM.	26.54	20.00	25.00	20.00	20.00	27.50	20.00	25.00
GROUNDNUTS (WITH SHELL)	KG.	266.15	160.00	130.00	120.00	125.00	240.00	135.00	130.00
MALTA/MOSAMBI	DOZ	0.00	0.00	0.00	0.00	0.00	0.00	0.00	0.00
KINNU	DOZ	0.00	0.00	0.00	0.00	0.00	0.00	0.00	0.00
APPLE	KG	166.15	155.00	150.00	100.00	120.00	130.00	200.00	200.00
ALOO BUKHARA	KG	265.38	190.00	120.00	300.00	300.00	225.00	265.00	270.00
POMEGRANATE (ANNAR)	KG	0.00	0.00	0.00	0.00	0.00	0.00	0.00	0.00
GRAPES	KG	0.00	0.00	0.00	0.00	0.00	0.00	0.00	0.00
BANANAS	DOZ	73.08	77.50	60.00	50.00	50.00	65.00	95.00	100.00
MANGO KALMI	KG	73.08	74.38	80.00	60.00	70.00	90.00	85.00	70.00
GUAVA	KG	0.00	0.00	0.00	0.00	0.00	0.00	0.00	0.00
WATERMELON (TURBOOZ)	KG	33.08	33.75	30.00	25.00	26.25	20.00	20.00	30.00
MUSKMELON (KHARBOOZA)	KG	53.08	51.25	40.00	20.00	20.00	25.00	45.00	50.00
SWEETMELON (GARMA)	KG	0.00	0.00	0.00	0.00	0.00	0.00	0.00	0.00
PULSE MASOOR (WHOLE)	KG.	126.54	113.75	100.00	110.00	110.00	115.00	110.00	120.00
PULSE MASOOR (WASHED)	KG.	143.08	140.63	120.00	130.00	130.00	140.00	130.00	130.00
PULSE MOONG (WASHED)	KG.	173.08	180.63	160.00	160.00	150.00	165.00	170.00	170.00
PULSE MASH (WASHED)	KG.	173.08	175.00	160.00	180.00	180.00	150.00	180.00	140.00

Contd.

7.11 Intercity Consumer Prices June, 2015

Description	Unit	Karachi	Hyder- abad	Nawab- shah	Mirpurkhas	Mithi	Sukkar	Larkana	Dadu
PULSE GRAM	KG.	103.08	100.63	80.00	100.00	100.00	85.00	95.00	100.00
GRAM WHOLE BLACK AV QLTY.	KG.	83.08	72.50	70.00	90.00	90.00	87.50	100.00	70.00
GRAM WHOLE YELLOW AV.QLTY	KG.	126.15	112.50	100.00	120.00	130.00	110.00	120.00	100.00
BEANS (LAL LOBIA)	KG.	153.08	132.50	100.00	120.00	120.00	155.00	137.50	140.00
POTATOES	KG	21.54	20.00	15.00	15.00	15.00	17.50	20.00	20.00
ONION	KG	46.54	49.38	40.00	40.00	50.00	45.00	40.00	50.00
TURNIP	KG	0.00	0.00	0.00	0.00	0.00	0.00	0.00	0.00
RADISH	KG	0.00	0.00	0.00	0.00	0.00	0.00	0.00	0.00
TOMATOES	KG	73.08	62.50	60.00	80.00	100.00	75.00	80.00	80.00
CABBAGE	KG	0.00	0.00	0.00	0.00	0.00	0.00	0.00	0.00
CAULIFLOWER	KG	0.00	0.00	0.00	0.00	0.00	0.00	0.00	0.00
BRINJAL	KG	43.08	35.00	30.00	40.00	30.00	22.50	30.00	20.00
PUMPKIN	KG	43.08	41.88	50.00	50.00	55.00	35.00	40.00	40.00
BOTTLEGOURD	KG	43.08	39.38	50.00	30.00	40.00	30.00	40.00	40.00
LADY FINGER	KG	86.15	51.25	40.00	70.00	80.00	45.00	40.00	40.00
PEAS	KG	0.00	0.00	0.00	0.00	0.00	0.00	0.00	0.00
SPINACH	KG	0.00	0.00	0.00	0.00	0.00	0.00	0.00	0.00
TINDA	KG	53.08	60.00	30.00	40.00	40.00	40.00	30.00	30.00
TURAI	KG	46.15	40.00	80.00	50.00	70.00	30.00	30.00	40.00
KARAILA	KG	66.15	63.13	60.00	40.00	60.00	30.00	30.00	50.00
ARVI	KG	86.15	120.00	0.00	0.00	0.00	120.00	0.00	50.00
CHILLIES GREEN	KG	66.15	60.00	60.00	50.00	40.00	45.00	40.00	60.00
CARROT	KG	0.00	0.00	0.00	0.00	0.00	0.00	0.00	0.00
COCUMBER (KHEERA)	KG	43.08	51.63	50.00	50.00	40.00	35.00	30.00	40.00
LEMON	250GM	53.08	60.00	60.00	50.00	50.00	30.00	35.00	30.00
SUGAR REFINED	KG.	62.62	60.00	55.00	59.00	60.00	60.00	60.00	60.00
GUR AV.QLTY	KG.	96.54	80.00	75.00	80.00	85.00	85.00	80.00	80.00
HONEY LANGANESE 500 GM.	BOTTLE	800.00	800.00	800.00	740.00	740.00	750.00	820.00	750.00
MILO 200 GM.	BOTTLE	210.00	215.00	170.00	209.00	190.00	206.00	220.00	200.00
CUSTARD POWDER RAFHAN 300 GM.	PKT	75.00	75.00	70.00	75.00	75.00	75.00	70.00	75.00
TOFFEE (HILAL)	EACH	1.00	1.00	1.00	1.00	1.00	1.00	2.00	1.00
CHOWKELATE CANDY (SMALL SIZE)	EACH	5.00	5.00	5.00	5.00	5.00	5.00	5.00	5.00
SWEETMEAT (MIXED)	KG	486.15	342.50	350.00	300.00	300.00	380.00	440.00	350.00
ICE CREAM WALLS	CUP.	40.00	40.00	40.00	40.00	40.00	40.00	40.00	40.00
ICE	KG	10.00	10.00	20.00	10.00	10.00	9.00	15.00	10.00
JAM AHMED/MITCHELLES	BOTTLE	131.54	130.00	120.00	120.00	120.00	130.00	120.00	125.00
SQUASH-MITCHELLES	BOTTLE	150.00	160.00	140.00	135.00	135.00	150.00	135.00	135.00
ROOH AFZA	BOTTLE	150.00	160.00	150.00	150.00	150.00	155.00	150.00	150.00
JAM-E-SHIREEN	BOTTLE	160.00	160.00	150.00	160.00	160.00	155.00	150.00	150.00
SAUNF	50 GM	21.54	20.00	20.00	12.00	16.00	20.00	20.00	20.00
CINAMON LOOSE AV. QLTY	50 GM.	31.54	25.00	35.00	25.00	25.00	30.00	20.00	20.00
CUMINSEED WHITE NATIONAL	50 GM.	54.00	52.00	50.00	50.00	50.00	52.00	50.00	54.00
PEPPER BLACK NATIONAL	50 GM.	96.00	96.00	96.00	92.00	92.00	96.00	96.00	96.00
CLOVES LOOSE AV.QLTY	50 GM.	85.00	89.38	90.00	75.00	85.00	100.00	95.00	100.00
CARDAMOM LARGE LOOSE AV.QLTY	50 GM.	173.08	140.00	100.00	170.00	170.00	120.00	130.00	90.00
CARDAMOM SMALL AV.QLTY	50 GM.	106.15	98.75	100.00	60.00	65.00	77.50	100.00	70.00
SALT-POWDERED (LAHORI) LOOSE	KG.	12.00	10.00	8.00	8.00	10.00	9.00	10.00	10.00
SALT POWDERED (NATIONAL/SHAN)	PKT	25.00	25.00	25.00	20.00	20.00	25.00	25.00	25.00
CHILLIES POWD.NATIONAL 200GM	PKT	105.00	105.00	105.00	105.00	105.00	105.00	105.00	105.00
CHILLIES POWDER LOOS	KG.	296.15	286.25	250.00	240.00	230.00	265.00	240.00	280.00
CORRIANDER SEED POWD.NATIONAL	PKT	104.00	88.00	88.00	78.00	78.00	104.00	78.00	104.00
CORRIANDER SEED (LOOSE)	KG.	253.08	222.50	250.00	200.00	210.00	220.00	240.00	240.00
TURMERIC POWD.NATIONAL 50GM	PKT.	35.00	35.00	35.00	35.00	35.00	35.00	35.00	35.00
CURRY POWD. NATIONAL 200 GM	PKT.	86.00	87.00	86.00	86.00	86.00	86.00	86.00	86.00
TOMATO KETCHUP AHMED/MITCHL	BOTTLE	80.00	75.00	100.00	85.00	85.00	80.00	102.50	90.00
PICKLES AHMED/MITCHELLES	BOTTLE	100.00	105.00	95.00	90.00	90.00	110.00	110.00	125.00
VINEGAR SYNTHETIC (SIRKA)	BOTTLE	60.00	50.00	80.00	50.00	55.00	90.00	85.00	85.00
GARLIC	KG	156.15	161.25	170.00	150.00	170.00	130.00	120.00	140.00
GINGER	KG	212.31	270.00	230.00	260.00	240.00	200.00	220.00	240.00
TAPAL DANEDAR TEA 200GM PACKET	PKT	136.84	136.84	129.47	129.47	129.47	136.84	129.47	136.84
TEA LIPTON YELLOW LABEL 200GM.	PKT.	149.47	149.47	149.47	138.95	131.71	152.63	157.89	149.47

Contd.

7.11 Intercity Consumer Prices June, 2015

Description	Unit	Karachi	Hyder- abad	Nawab- shah	Mirpurkhas	Mithi	Sukkar	Larkana	Dadu
TEA LOOSE KENYA AV.QLTY 250GM.	PKT.	126.54	120.00	125.00	150.00	150.00	130.00	125.00	135.00
COFFEE-NESCAFE 75 GM. **	BOTTLE	320.00	300.00	320.00	300.00	300.00	320.00	345.00	360.00
COLD DRINK (STANDARD SIZ)	BOTTLE	25.00	25.00	25.00	25.00	25.00	25.00	25.00	25.00
FRUIT JUICE TETRA PACK	PKT.	18.00	20.00	20.00	15.00	15.00	15.00	15.00	15.00
MINERAL WATER NESTLE 1.5 LTR	BOTTLE	50.00	50.00	50.00	45.00	45.00	45.00	45.00	50.00
CIGARETTES K-2 10'S **	PKT	55.00	55.00	50.00	55.00	55.00	55.00	55.00	60.00
CIGARETTES CAPSTAN 10'S **	PKT	60.00	60.00	60.00	60.00	60.00	57.00	57.00	60.00
CIGARETTES GOLD LEAF 20'S	PKT	120.00	120.00	120.00	110.00	110.00	110.00	110.00	120.00
CIGARETTES MORVEN GOLD 20'S	PKT	60.00	60.00	50.00	60.00	60.00	57.00	60.00	60.00
BETEL LEAVES	50GM.	80.00	66.25	70.00	60.00	65.00	70.00	70.00	80.00
BETEL NUTS	KG.	266.15	266.25	240.00	280.00	280.00	350.00	255.00	300.00
LONG CLOTH 57" GUL AHMED/AL-KARAM	METER	170.00	210.00	300.00	170.00	170.00	230.00	195.00	230.00
SHIRTING AV.QLTY.	METER	143.08	130.00	200.00	100.00	100.00	120.00	130.00	130.00
PANT CLOTH W & WEAR AV.QLTY	METER	379.62	387.50	450.00	300.00	300.00	450.00	350.00	300.00
LAWN PRINTED GUL AHMED/AL-KARAM	METER	360.00	215.00	400.00	270.00	275.00	375.00	333.00	230.00
GEORGETTE AV.QLTY	METER	114.62	110.00	225.00	130.00	140.00	150.00	130.00	100.00
LINEN AV.QLTY ***	METER	136.15	130.00	150.00	140.00	150.00	140.00	175.00	120.00
HEAVY WT SUITING LAWERNCPUR AVG QLTY	METER	1415.38	1250.00	1400.00	1400.00	1400.00	1250.00	1100.00	900.00
HEAVY WT SUITING LAWERNCPUR SUP QLTY	METER	1815.38	2250.00	2300.00	1500.00	1500.00	1500.00	1300.00	1300.00
TROPICAL SUITING LAW.PUR	METER	1200.00	1100.00	925.00	900.00	900.00	1000.00	900.00	750.00
PANT BOY 24"/26" LENGTH.	EACH	465.38	393.75	900.00	400.00	350.00	400.00	325.00	550.00
SHIRT BOY 24"/26" LENGTH	EACH	330.77	350.00	800.00	300.00	300.00	400.00	320.00	450.00
SCHOOL UNI. PANT,SHIRT BOYS	SUIT	726.92	683.33	900.00	700.00	700.00	600.00	500.00	550.00
SCHOOL UNI. KAMEEZ,SHAL.BOYS	SUIT	565.38	633.33	800.00	600.00	600.00	600.00	550.00	475.00
SCHOOL UNI. KAMEEZ,SHAL.GIRL	SUIT	630.77	562.50	900.00	700.00	725.00	600.00	550.00	540.00
FROCK W/WEAR GIRLS	EACH	878.85	983.33	850.00	600.00	500.00	900.00	480.00	630.00
AWAMI-SUIT W & W(BOY) 24"/26	SUIT	796.15	700.00	850.00	800.00	750.00	900.00	570.00	685.00
AWAMI-SUIT W&W (GENTS)AV.QLTY	SUIT	1292.31	1000.00	1200.00	1200.00	1000.00	1000.00	820.00	960.00
PULLOVER GENTS OXFORD/BON.	EACH	2800.00	2410.00	2800.00	2000.00	2000.00	2200.00	2085.00	2800.00
PULLOVER LADIES OXFORD/BON.	EACH	3000.00	2310.00	2500.00	1800.00	1800.00	2000.00	1800.00	2300.00
PULLOVER (GENTS) OTHERS A.QTY	EACH	861.54	900.00	1500.00	600.00	700.00	800.00	700.00	600.00
SECOND-HAND COAT FOR MEN	EACH	430.77	300.00	350.00	400.00	525.00	400.00	400.00	300.00
SECONDHAND SWEETER FOR MEN DUP QLTY	EACH	265.38	140.00	300.00	300.00	325.00	225.00	290.00	200.00
SECONDHAND WINTER JACKET	EACH	475.00	225.00	450.00	280.00	260.00	400.00	425.00	250.00
UNDERWEAR AV.QLTY MEDIUM SIZE	EACH	169.23	76.88	150.00	80.00	80.00	110.00	150.00	60.00
VEST FOR MEN AV.QLTY.	EACH	176.15	95.00	120.00	80.00	70.00	100.00	100.00	100.00
VEST/SHAMEEZ (WOMEN) AVG. QLTY	EACH	146.15	150.00	350.00	70.00	70.00	120.00	140.00	140.00
SOCKS NYLON (PAKISTANI)	PAIR	76.15	60.00	100.00	70.00	50.00	90.00	82.50	50.00
BRASSIER AV.QLTY.	EACH	179.23	111.25	250.00	125.00	80.00	135.00	180.00	100.00
BRASSIER SUP QLTY	EACH	329.23	200.00	400.00	300.00	300.00	300.00	280.00	200.00
DOPATTA GEORGETTE AV.QLTY.	EACH	243.08	200.00	350.00	300.00	300.00	225.00	300.00	250.00
DOPATTA COTTON AV GLTY	EACH	236.15	150.00	300.00	190.00	250.00	175.00	220.00	200.00
CHADDAR (W/WEAR) (2x2.5 MTR)	EACH	480.77	312.50	1000.00	350.00	350.00	275.00	520.00	350.00
LUNGI/DHOTI(COTTON) AVG. QLTY	EACH	315.38	287.50	300.00	350.00	310.00	250.00	480.00	250.00
HANDKERCHIEF AVG. QLTY PAK	EACH	53.08	30.00	60.00	40.00	40.00	50.00	50.00	45.00
HANDKERCHIEF SUP. QLTY PAK	EACH	86.15	60.00	120.00	65.00	60.00	77.50	75.00	120.00
GLOVES AV QLTY	PAIR	53.08	60.00	80.00	70.00	60.00	90.00	55.00	100.00
AZARBAND COTTON AVG. QLTY	EACH	15.00	11.00	25.00	10.00	8.00	20.00	22.50	15.00
SEWING THREAD/REEL(ASLI PARI)	EACH	7.00	6.00	7.00	7.00	7.00	7.00	7.00	7.00
WASHING CHARGES PAINT & SHIRT	SUIT	63.08	95.00	50.00	60.00	50.00	55.00	60.00	40.00
DRY CLEANING SUIT COAT PANT	SUIT	286.15	246.67	150.00	200.00	200.00	250.00	270.00	160.00
WASHING CH. (KAMIZ-SHALWAR)	PAIR	60.00	65.00	80.00	50.00	50.00	50.00	50.00	30.00
TAILORING SHIRT	EACH	415.38	337.50	450.00	200.00	250.00	400.00	350.00	200.00
TAILORING CHARGES PANT (MEN)	EACH	696.15	662.50	500.00	250.00	250.00	600.00	500.00	300.00
TAILORING COAT-PANT SUIT	SUIT	4861.54	3450.00	4000.00	3000.00	3000.00	4000.00	3200.00	3200.00
TAILORING AWAMI-SUIT (MALE)	SUIT	592.31	556.25	600.00	400.00	300.00	550.00	575.00	475.00
TAILORING SUIT FEMALE	SUIT	661.54	431.25	500.00	400.00	300.00	550.00	575.00	250.00
GENTS SHOES PAUL BATA	PAIR	1199.00	1199.00	1199.00	1199.00	1199.00	1199.00	1199.00	1199.00
GENTS SANDAL BATA	PAIR	699.00	699.00	699.00	699.00	699.00	699.00	699.00	699.00
GENTS SPOUNG CHAPPAL BATA	PAIR	179.00	179.00	179.00	179.00	179.00	179.00	179.00	179.00
LADIES SANDAL BATA	PAIR	499.00	499.00	499.00	499.00	499.00	499.00	499.00	499.00

Contd.

7.11 Intercity Consumer Prices June, 2015

Description	Unit	Karachi	Hyder- abad	Nawab- shah	Mirpurkhas	Mithi	Sukkar	Larkana	Dadu
LADIES SPOUNG CHAPPAL BATA	PAIR	179.00	179.00	179.00	179.00	179.00	179.00	179.00	179.00
CHILD SHOE POWER LITE BATA	PAIR	599.00	599.00	599.00	599.00	599.00	599.00	599.00	599.00
GENTS SHOE, ART 1109 SERVICE	PAIR	999.00	999.00	999.00	999.00	999.00	999.00	999.00	999.00
NYLON JOGGER 27 SIZE 2-5 ***	PAIR	1299.00	1299.00	1299.00	1299.00	1299.00	1299.00	1299.00	1299.00
CHINA FOOT WEAR AV. QLTY (MALE) *	PAIR	730.77	550.00	600.00	450.00	400.00	500.00	750.00	800.00
CHINA FOOT WEAR AV. QLTY (FEMALE) *	PAIR	630.77	400.00	400.00	250.00	240.00	425.00	300.00	450.00
CHINA FOOT WEAR AV. QLTY (CHILDREN) *	PAIR	565.38	400.00	380.00	200.00	220.00	425.00	300.00	591.00
SHOE REPAIR HALF SOLE	PAIR	106.15	80.00	80.00	70.00	50.00	65.00	150.00	50.00
SHOES POLISH CHARGES AVERAGE SHOP	PAIR	20.00	15.00	20.00	12.50	10.00	15.00	20.00	10.00
HOUSE RENT (combined)	MONTH	10187.00	5547.00	3500.00	4604.00	3159.00	5438.00	3934.00	3210.00
rent 2	pm	10187.00	5547.00	3500.00	4604.00	3159.00	5438.00	3934.00	3210.00
RENT3	PM	10187.00	5547.00	3500.00	4604.00	3159.00	5438.00	3934.00	3210.00
RENT4	PM	10187.00	5547.00	3500.00	4604.00	3159.00	5438.00	3934.00	3210.00
RENT5	PM	10187.00	5547.00	3500.00	4604.00	3159.00	5438.00	3934.00	3210.00
RENT6	PM	10187.00	5547.00	3500.00	4604.00	3159.00	5438.00	3934.00	3210.00
SYNTHETIC ENEMAL ROBIALAC BALTI 3.64 LTR.	EACH	1750.00	1609.50	1580.00	1850.00	1850.00	1900.00	2100.00	1700.00
SYNTHETIC ENEMAL ICI BALTI 3.64 LTR.	EACH	1730.00	2070.00	1890.00	1850.00	1850.00	1900.00	2100.00	1700.00
CEMENT (LOCAL) SPECIFY BRAND NAME	BAG	543.08	535.00	540.00	550.00	550.00	550.00	540.00	530.00
BRICKS (NEW) IST CLASS	P/1000	0.00	5000.00	5500.00	4000.00	5000.00	5000.00	4650.00	4000.00
CEMENT BLOCKS (6"x8"x12")	P/100	2861.54	0.00	0.00	0.00	0.00	0.00	0.00	0.00
BAJREE	100CFT	4307.69	2862.50	2200.00	2700.00	4500.00	2650.00	3900.00	2500.00
SAND (BLACK PIT SAND)	K100CFT	0.00	0.00	2000.00	0.00	2000.00	1500.00	1400.00	2000.00
TIMBER SHESHAM LOG IST QUALITY	cubmt.	56000.00	38860.00	0.00	0.00	0.00	37044.00	42377.00	55500.00
IRON BAR (M.S. BAR) 1/2"	P/TON	75000.00	71000.00	76000.00	71500.00	72000.00	73500.00	72000.00	72000.00
CARPANTER WAGE RATE	P/DAY	861.54	900.00	900.00	700.00	600.00	750.00	800.00	600.00
MASON (RAJ) WAGE RATE	P/DAY	1061.54	900.00	1000.00	700.00	600.00	750.00	800.00	800.00
UNSKILLED LABOUR WAGE RATE	P/DAY	630.77	550.00	450.00	400.00	400.00	375.00	400.00	350.00
PLUMBER WAGE RSTE	P/DAY	861.54	900.00	800.00	700.00	600.00	750.00	600.00	450.00
ELECTICIAN WAGE RATE PER DAY **	P/DAY	700.00	900.00	700.00	0.00	0.00	0.00	600.00	400.00
ELECTICIAN WAGE RATE PER POINT **	P/PNT	159.23	100.00	200.00	100.00	75.00	87.50	120.00	60.00
WATER CHARGES PER HOUSE	P/MONTH	117.50	191.00	40.00	40.00	200.00	57.50	150.00	35.00
ELECT.CHARGES UPTO 50 UNITS	P/UNIT	2.00	2.00	2.00	2.00	2.00	2.00	2.00	2.00
ELECT.CHARGES 01 - 100 UNIT	P/UNIT	5.79	5.79	5.79	5.79	5.79	5.79	5.79	5.79
ELECT.CHARGES 101 - 300 UNIT	P/UNIT	9.90	9.90	9.90	9.90	9.90	9.90	9.90	9.90
ELECT.CHARGES 301 - 1000 UNIT	P/UNIT	15.63	15.63	15.63	15.63	15.63	15.63	15.63	15.63
ELECT.CHARGES ABOVE 1000 UNIT	P/UNIT	17.71	17.71	17.71	17.71	17.71	17.71	17.71	17.71
ELEC	PM	10.21	10.21	10.21	10.21	10.21	10.21	10.21	10.21
GAS CHRg upto 3.3719 MMBUT	MMBTU	124.18	124.18	124.18	124.18	0.00	124.18	124.18	124.18
GAS CHRg 3.3719 - 6.7438 MMBUT	MMBTU	248.37	248.37	248.37	248.37	0.00	248.37	248.37	248.37
GAS CHRg 6.7438 - 10.1157 MMBUT	MMBTU	248.37	248.37	248.37	248.37	0.00	248.37	248.37	248.37
GAS CHRg10.1157 - 13.4876 MMBUT	MMBTU	620.91	620.91	620.91	620.91	0.00	620.91	620.91	620.91
GAS	PM	620.91	620.91	620.91	620.91	0.00	620.91	620.91	620.91
GAS	PM	372.55	372.55	372.55	372.55	0.00	372.55	372.55	372.55
KEROSENE OIL	LTR	105.85	94.00	100.00	100.00	110.00	85.00	120.00	130.00
FIREWOOD WHOLE	40 KG.	556.15	425.00	400.00	400.00	350.00	400.00	390.00	400.00
CHAIR SHESHAM WOOD WITH ARMS **	EACH	1430.77	900.00	2000.00	1000.00	1100.00	1750.00	2450.00	1250.00
CHAIR PLASTIC (CHAIRMAN) AVERAGE QUALITY	EACH	780.77	650.00	800.00	500.00	650.00	700.00	850.00	800.00
TABLE SHESHAM WOOD (4X2X5") ***	EACH	6000.00	3616.67	6000.00	2600.00	2800.00	4500.00	7750.00	5500.00
SOFASET WOODEN WITH FOAM SEAT **	SET	17230.77	11166.67	18000.00	12000.00	12000.00	12500.00	15000.00	20000.00
COT IRON (WITH NIWAR)AV.QLTY.	EACH	2000.00	1500.00	2500.00	2000.00	2000.00	2250.00	3400.00	2600.00
ALMIRAH (STEEL) 6'X3' 20 GUAGE	EACH	9307.69	6416.67	10000.00	6500.00	7000.00	12000.00	9600.00	14000.00
DINNING TABLE 6 CHAIRS A.QLTY	SET	14615.38	13500.00	21000.00	11000.00	11000.00	19500.00	17000.00	25000.00
SINGLE BED WITHOUT FOAM MED.	EACH	5653.85	5533.33	6800.00	3500.00	3800.00	8000.00	5000.00	6500.00
MATRESS SINGLE(4"THICK)	EACH	5200.00	4750.00	4800.00	6100.00	6100.00	4500.00	4900.00	6100.00
FARSHI DARI 12'X9' AV.QLTY	EACH	1361.54	866.67	1450.00	800.00	800.00	900.00	1300.00	800.00
DARI COTTON (6'x2 1/2') AV.QL	EACH	495.00	323.33	700.00	400.00	500.00	350.00	575.00	300.00
CARPET PLAIN AV. QLTY	SGFT.	66.54	36.00	38.00	35.00	40.00	32.50	90.00	22.00
QUILT (LIHAF) 3 KG. COTTON	EACH	1530.77	512.50	900.00	600.00	700.00	900.00	780.00	600.00
BLANKET (90" x 54")	EACH	2792.31	2500.00	4000.00	2000.00	2200.00	3750.00	3100.00	3500.00
BEDSHEET SINGLE BED SUP.QLTY	EACH	730.77	333.33	700.00	400.00	400.00	500.00	850.00	600.00
BED SHEET DOUBLE WITH TWO PILLOW COVERS SUP QLTY	SET	1292.31	575.00	1300.00	600.00	600.00	900.00	1250.00	1100.00

Contd.

7.11 Intercity Consumer Prices June, 2015

Description	Unit	Karachi	Hyder- abad	Nawab- shah	Mirpurkhas	Mithi	Sukkar	Larkana	Dadu
TOWEL(3'x2') AV. QALTY	EACH	226.15	180.00	300.00	100.00	110.00	237.50	235.00	150.00
CEILING FAN 48" SUPER QLTY **	EACH	3500.00	2600.00	3000.00	2900.00	2900.00	2850.00	3600.00	2500.00
PEDESTAL FAN 22" SUPER QLTY	EACH	4400.00	3800.00	3800.00	4000.00	4000.00	3850.00	4600.00	3800.00
REFG. DAWLENCE 10 CFT. D.DOOR	EACH	31100.00	30900.00	28000.00	30000.00	30000.00	33500.00	32000.00	28500.00
D-FREEZER WAVES 8 CFT.	EACH	28100.00	27900.00	28000.00	28900.00	29000.00	30000.00	33000.00	25000.00
AIRCONDITIONER 1.5 TON PEL	EACH	40000.00	41800.00	41000.00	41800.00	41800.00	52000.00	47000.00	55000.00
SPLIT AIR CONDITIONER 1.5 TON (SPECIFY BRAND NAME)	EACH	44500.00	42500.00	45000.00	46000.00	46500.00	42000.00	48500.00	44000.00
AIRCOOLER SUPER ASIA	EACH	9200.00	8500.00	9000.00	10000.00	9000.00	12300.00	12500.00	11000.00
WASHING MACHINE SINGER	EACH	15600.00	15600.00	14700.00	15600.00	15600.00	15900.00	15600.00	14700.00
SEWING MACHINE(SINGER)	EACH	6795.00	6095.00	5200.00	5860.00	5860.00	5860.00	5860.00	5200.00
GIZER LARGE SIZE 30 GALLON CAPACITY SUP QLTY	EACH	21000.00	22100.00	20000.00	15500.00	15600.00	16000.00	15600.00	14000.00
GAS BURNER DOUBLE SPFY.BRAND	EACH	1861.54	1500.00	1800.00	1400.00	1500.00	1800.00	1700.00	2000.00
ELECT. IRON PHILIPS MDL.1120	EACH	1600.00	1700.00	1600.00	1200.00	1500.00	1700.00	2100.00	2000.00
ELECTRIC JUICER FOR APPLE	EACH	4500.00	3600.00	6000.00	3000.00	3000.00	1700.00	5000.00	3500.00
S.STEEL DEGHCHI MEDIUM SIZE ***	EACH	686.15	450.00	700.00	480.00	490.00	600.00	500.00	500.00
ALUMINIUM COOKING PAN (DEGCHI) MED SIZE	EACH	646.15	450.00	360.00	370.00	380.00	450.00	460.00	450.00
NON STICK COOKING PAN (DEGCHI) SUP. QLTY	EACH	886.15	500.00	1000.00	550.00	560.00	550.00	560.00	900.00
FRYING PAN STEEL AVG. QLTY MED. SIZE	EACH	306.15	200.00	350.00	260.00	260.00	300.00	445.00	190.00
TAWA IORN (MEDIUM SIZE) AVG. QLTY	EACH	365.38	218.75	350.00	250.00	250.00	300.00	400.00	190.00
S.STEEL PLATE A.QLTY.(M.SIZE)	EACH	83.08	40.63	80.00	55.00	60.00	70.00	120.00	80.00
TABLE SPOON S.STEEL SUP.QLTY.	DOZEN	270.00	250.00	320.00	250.00	280.00	350.00	550.00	250.00
WATER SET JUG+6 GLASSES (OMROC)	SET	615.38	350.00	480.00	350.00	370.00	550.00	450.00	600.00
TEA SET PAK. CHINAWARE 21 PCS.	SET	1624.62	950.00	1700.00	1250.00	1450.00	1750.00	1450.00	2000.00
DINNER SET PLASTIC 72 PIECES SUPERIOR QLTY	SET	6653.85	3000.00	5000.00	2600.00	2200.00	6250.00	2800.00	6200.00
HOTPOT SET PLASTIC 3 PCS.	SET	1311.54	1012.50	1200.00	1000.00	1000.00	1500.00	1450.00	1200.00
BUCKET(BALT) PLASTIC MED.SIZ	EACH	400.77	270.00	700.00	280.00	275.00	300.00	450.00	300.00
LOTA PLASTIC (MED SIZE) AVERAGE QUALITY	EACH	73.08	50.00	60.00	50.00	50.00	67.50	55.00	50.00
PRESURE COOKER 4 LTR.	EACH	1861.54	900.00	1800.00	850.00	900.00	1500.00	1000.00	1300.00
WATER COOLER 9/10 LTR.PLASTIC ***	EACH	615.38	400.00	800.00	500.00	525.00	600.00	500.00	500.00
THERMOS STARVAC 1 LTR	EACH	393.85	300.00	550.00	350.00	350.00	650.00	460.00	500.00
BULB PHILIPS 100-WATTS	EACH	35.00	30.00	32.00	30.00	30.00	30.00	30.00	35.00
TUBE LIGHT PHILIPS 40 WATTS	EACH	100.00	100.00	110.00	110.00	110.00	97.50	95.00	120.00
ELECTRIC BLUBS "0" WATTE LOCAL	EACH	25.00	25.00	25.00	20.00	20.00	22.00	20.00	20.00
ELECTRIC BLUB ENERGY SAVER 14 WATTS	EACH	170.00	160.00	160.00	110.00	110.00	155.00	175.00	120.00
WASHING SOAP 250 GMS SPECIFY BRAND NAME	EACH	20.00	30.00	35.00	27.00	25.00	30.00	35.00	30.00
SURF EXCEL 400 GMS POLY BAG	EACH	110.00	110.00	125.00	125.00	125.00	110.00	125.00	110.00
WASHING POWDER 1000 GRM	EACH	185.00	185.00	175.00	175.00	175.00	185.00	185.00	185.00
WASHING POWDER (WHEEL/ BONUS) 100 GRAMS	EACH	95.00	95.00	90.00	85.00	85.00	95.00	85.00	90.00
CLEANSER POWDER VIM 1000 GM	PKT.	72.22	72.22	72.22	66.67	66.67	72.22	66.67	66.67
FINIS 500 ML	BOTTLE	180.00	225.00	200.00	125.00	125.00	180.00	165.00	180.00
PHNYLE TYPHONE/FINIS/CARRANITE 3 LITRES	BOTTLE	120.00	120.00	150.00	110.00	110.00	135.00	120.00	140.00
HARPIC	BOTTLE	135.00	145.00	145.00	125.00	125.00	145.00	135.00	125.00
BOOT POLISH CHERRY/KIWI 50ML	EACH	100.00	111.11	100.00	100.00	100.00	100.00	100.00	100.00
ROBIN BLUE (35 GRAMS)	PKT.	35.00	25.67	35.00	30.00	30.00	30.00	30.00	45.00
TISSU PAPER PERFUMED 100 PCS.	PKT	123.08	110.00	100.00	90.00	90.00	100.00	120.00	100.00
TOILET PAPER ROLL (R.PETEL)	P/ROLL	42.00	32.00	40.00	35.00	35.00	35.00	35.00	30.00
BOOT POLISH LIQUID CHEERY BLOSSOM KIWI 75 ML	BOTTLE	140.00	135.00	150.00	120.00	120.00	140.00	120.00	130.00
MATCH BOX SMALL	EACH	2.00	2.00	3.00	3.00	3.00	2.00	2.00	2.00
DRY CELL 1.5 VOLT(LOCAL)	EACH	15.00	15.00	25.00	20.00	20.00	25.00	20.00	25.00
HAND STITCHING NEEDLE M.SIZE	PACKET	6.00	6.00	8.00	5.00	5.00	10.00	9.00	6.00
SEWING MACHINE NEEDLE (SINGER)	EACH	5.00	6.00	8.00	5.00	5.00	8.00	7.00	5.00
HOUSEHOLD SERVANT FEMALE P/T	P/MNTH	2153.85	1025.00	2000.00	600.00	800.00	1500.00	1250.00	1500.00
MARRIAGE HALL WITH FURNITURE	P/HEAD	301.54	95.63	70.00	90.00	60.00	100.00	150.00	60.00
SEPTRAN TABLETS	10TAB.	15.00	15.00	15.00	15.00	15.00	15.00	15.00	15.00
BRUFEN TABS 200-MG.	10TAB.	10.00	10.00	10.00	10.00	10.00	10.00	10.00	10.00
PANADOL TAB. EXTRA/PLAIN	10TAB.	10.00	10.00	10.00	10.00	10.00	10.00	10.00	10.00
DISPRIN TAB.	10TAB.	10.00	10.00	10.00	10.00	10.00	10.00	10.00	10.00
TRISIL TAB.	10 TAB	10.00	10.00	10.00	10.00	10.00	10.00	10.00	10.00
FLAGYL TAB. 200 MG.	10TAB.	10.00	10.00	10.00	10.00	10.00	10.00	10.00	10.00
VENTOLIN TAB. 2MG.	10TAB.	9.00	9.00	9.00	9.00	9.00	9.00	9.00	9.00
DAONIL TAB. 5 MG.	10TAB.	17.00	17.00	17.00	17.00	17.00	17.00	17.00	17.00

Contd.

7.11 Intercity Consumer Prices June, 2015

Description	Unit	Karachi	Hyder- abad	Nawab- shah	Mirpurkhas	Mithi	Sukkar	Larkana	Dadu
ENTOX TAB.	10TAB.	10.00	10.00	10.00	10.00	10.00	10.00	10.00	10.00
RENITEC TAB. 5 MG.	10TAB.	59.00	59.00	59.00	59.00	59.00	59.00	59.00	59.00
CAC. 1000 TAB	BOTTLE	122.00	122.00	122.00	122.00	122.00	122.00	122.00	122.00
AMOXIL CAPSOLE 250 MG.S	10CAP.	36.00	36.00	36.00	36.00	36.00	36.00	36.00	36.00
CALCIUM SYRUP SANDOZ	BOTTLE	64.00	64.00	64.00	64.00	64.00	64.00	64.00	64.00
LEDERPLEX SYRUP	BOTTLE	35.00	35.00	35.00	35.00	35.00	35.00	35.00	35.00
SANCOS SYRUP (50 ML.)	BOTTLE	30.00	30.00	30.00	30.00	30.00	30.00	30.00	30.00
PHENERGAN SYRUP 120 ML.	BOTTLE	33.00	33.00	33.00	33.00	33.00	33.00	33.00	33.00
CALPOL SYRUP 60 ML.	BOTTLE	28.00	28.00	28.00	28.00	28.00	28.00	28.00	28.00
HYDRYLLIN SYRUP 120 ML.	BOTTLE	65.00	65.00	65.00	65.00	65.00	65.00	65.00	65.00
POLYFAX EYE OINTMENT	TUBE	21.00	21.00	21.00	21.00	21.00	21.00	21.00	21.00
BETNESOL EYE DROPS	BOTTLE	33.89	33.89	33.89	33.89	33.89	33.89	33.89	33.89
EAR DROPS (CARDISPORINE) ***	BOTTLE	21.00	21.00	21.00	21.00	21.00	21.00	21.00	21.00
BETNOVATE-N OINTMENT 5 GMS	TUBE	16.00	16.00	16.00	16.00	16.00	16.00	16.00	16.00
BURNOL CREAM 30 GRM	TUBE	16.00	16.00	16.00	16.00	16.00	16.00	16.00	16.00
VICKS VAPORUB/BALM	BOTTLE	36.00	36.00	36.00	36.00	36.00	36.00	36.00	36.00
GLYCRINE SMALL BOTTLE	BOTTLE	20.00	25.00	25.00	20.00	15.00	15.00	15.00	27.50
JOUHAR JOSHANDA	PKT.	8.00	8.00	6.00	6.00	6.00	8.00	6.00	6.00
GALXOS-D (450 GRMS)	PKT.	157.50	157.50	151.88	151.88	151.88	157.50	157.50	151.88
GRIPE-WATER WOODWARDS	BOTTLE	55.00	50.00	50.00	50.00	50.00	55.00	50.00	55.00
SANIPLAST ONE PUTTY	EACH	2.00	2.00	2.00	1.00	1.00	2.00	2.00	2.00
O.R.S. (NIMCOL)	PKT.	15.00	15.00	15.00	15.00	15.00	15.00	15.00	15.00
DETTOL (MEDIUM)	BOTTLE	46.80	46.80	46.80	46.80	46.80	46.80	46.80	46.80
COTTON BANDAGE 2" - 4"	EACH	8.62	8.00	8.00	15.00	15.00	12.50	15.00	10.00
THERMOMETER CHINA	EACH	40.00	30.00	40.00	40.00	35.00	40.00	35.00	50.00
DOCTOR (MBBS) CLINIC FEE	P/PAT.	100.00	100.00	200.00	100.00	100.00	100.00	300.00	150.00
URINE TEST (DR) CHARGES	P/TEST	100.00	90.00	140.00	70.00	70.00	170.00	100.00	50.00
BLOOD TEST (CP) CHARGES	P/TEST	230.00	212.50	300.00	200.00	200.00	290.00	200.00	200.00
SUGAR TEST (RANDOM/FASTING BOTH) CHARGES	P/TEST	256.15	160.00	240.00	200.00	200.00	200.00	240.00	120.00
ECG CHARGES	P/TEST	265.38	213.13	350.00	200.00	200.00	350.00	200.00	200.00
X-RAY (CHEST) CHARGES	P/X-RAY	300.00	209.38	400.00	200.00	200.00	300.00	350.00	200.00
CAR SUZUKI 800 CC (W/O. A/C)	EACH	625000.00	625000.00	625000.00	625000.00	0.00	625000.00	632000.00	0.00
CAR SUZUKI 1000 CC	EACH	1034000.00	1034000.00	1044000.00	1044000.00	0.00	0.00	0.00	0.00
CAR TOYOTA 1300 CC	EACH	1682500.00	1561500.00	1568000.00	0.00	0.00	0.00	0.00	0.00
CAR HONDA CIVIC	EACH	2035000.00	0.00	2033000.00	0.00	0.00	0.00	0.00	0.00
MOTORCYCLE HONDA CD-70.	EACH	69900.00	69900.00	69000.00	68000.00	68500.00	70000.00	70000.00	69000.00
MOTORCYCLE YAMAHA 100CC.	EACH	78600.00	79300.00	79300.00	0.00	0.00	78500.00	79300.00	0.00
MOTOR CYCLE HERO 70 CC	EACH	46000.00	43000.00	44000.00	44500.00	0.00	43000.00	42500.00	0.00
BICYCLE WITH TYRES & TUBES	EACH	6000.00	7550.00	9300.00	7500.00	7900.00	7600.00	7900.00	7000.00
TYRE CAR WITH TUBE GENERAL	EACH	3500.00	2800.00	3800.00	3300.00	3400.00	3200.00	3800.00	4000.00
TYRE MOTOR CYCLE WITHOUT TUBE	EACH	1357.69	1100.00	1210.00	1250.00	1280.00	1200.00	1300.00	1300.00
TYRE CYCLE SPECIFY BRAND NAME	EACH	332.69	350.00	400.00	380.00	390.00	350.00	380.00	420.00
TYRE CAR W/O TUBE	EACH	2730.77	3000.00	3200.00	3100.00	3150.00	2700.00	2700.00	3600.00
PETROL SUPER	LITRE	77.79	77.79	77.79	77.79	77.79	77.79	77.79	77.79
HIGH SPEED DIESEL HSD	LITRE	87.12	87.12	87.12	87.12	87.12	87.12	87.12	87.12
CNG	K.G.	71.50	71.50	0.00	71.50	0.00	71.50	71.50	71.50
GAS CYLINDER STAND. SIZE	EACH	880.00	990.00	1100.00	1180.00	1230.00	1100.00	1078.00	1210.00
MOTOR CYCLE SERVICE CHARGES	EACH	350.00	300.00	250.00	250.00	250.00	250.00	350.00	250.00
CAR SERVICE CHARGES	EACH	365.38	450.00	500.00	300.00	300.00	350.00	550.00	400.00
TYRE PUNCTURE CHARGES	EACH	50.00	60.00	70.00	70.00	50.00	70.00	75.00	80.00
CYCLE OVERHAULING CHARGES	EACH	200.00	300.00	275.00	200.00	200.00	200.00	300.00	200.00
CAR TAX FOR 800CC TO 1300CC	YEARLY	1750.00	1750.00	1750.00	1750.00	1750.00	1750.00	1750.00	1750.00
TRAIN FARE ECO. 1-100 KM.	P/KM.	0.68	0.68	0.68	0.68	0.00	0.68	0.68	0.68
TRAIN FARE ECO. 101-500 KM.	P/KM.	0.98	0.98	0.98	0.98	0.00	0.98	0.98	0.98
TRAIN FARE ECO. > 500 KM.	P/KM.	0.89	0.89	0.89	0.89	0.00	0.89	0.89	0.89
TRAIN FARE IST SLP. 1-100KM	P/KM.	2.10	2.10	2.10	2.10	0.00	2.10	2.10	2.10
TRAIN FARE IST SLP.101-500 KM	P/KM.	2.59	2.59	2.59	2.59	0.00	2.59	2.59	2.59
TRAIN FARE IST SLP. > 500 KM	P/KM.	1.99	1.99	1.99	1.99	0.00	1.99	1.99	1.99
TRAIN FARE A/C SLP. 1-100KM.	P/KM.	5.76	5.76	5.76	5.76	0.00	5.76	5.76	5.76
TRAIN FARE A/C SLP.101-500KM	P/KM.	4.59	4.59	4.73	4.59	0.00	4.59	4.59	4.59
TRAIN FARE A/C SLP > 500KM.	P/KM.	4.16	4.16	4.16	4.16	0.00	4.16	4.16	4.16

Contd.

7.11 Intercity Consumer Prices June, 2015

Description	Unit	Karachi	Hyder- abad	Nawab- shah	Mirpurkhas	Mithi	Sukkar	Larkana	Dadu
PLATEFORM TICKET	EACH	10.00	10.00	10.00	10.00	0.00	10.00	10.00	10.00
AUTO RICKSHAW FARES	KM/MIN	75.00	40.00	80.00	60.00	90.00	80.00	50.00	40.00
FULL TONGA CHARGES	KM/MIN	70.00	60.00	35.00	40.00	0.00	80.00	65.00	0.00
TAXI 4 SEATER FARE	KM/MIN	75.00	60.00	100.00	90.00	90.00	80.00	60.00	60.00
BUS FARE MIN (WITHIN CITY)	TICKET	10.00	10.00	0.00	10.00	0.00	0.00	0.00	0.00
BUS FARE MAX (WITHIN CIT	TICKET	15.00	15.00	0.00	15.00	0.00	0.00	0.00	0.00
BUS FARE OUTSIDE CITY	P/KM.	0.88	0.88	0.88	0.88	0.88	0.88	0.88	0.88
A/C BUS FARE OUTSIDE CITY	P/KM.	1.50	1.50	1.50	1.50	1.50	1.50	1.50	1.50
MINIBUS FARE MIN.WITH IN CITY	TICKET	10.00	10.00	0.00	0.00	0.00	0.00	0.00	0.00
MINIBUS FARE MAX.WITH IN CITY	TICKET	16.00	16.00	0.00	0.00	0.00	0.00	0.00	0.00
SUZUKI FARE MIN.WITH IN CITY	TICKET	10.00	10.00	0.00	10.00	0.00	7.00	10.00	0.00
SUZUKI FARE MAXIMUM W.IN CITY	TICKET	16.54	15.00	0.00	10.00	0.00	15.00	10.00	0.00
AIR FARE ECONOMY CLASS.	P/KM.	19.26	19.26	19.26	0.00	0.00	19.26	19.26	0.00
POSTAL ENVELOPE DOMESTIC	EACH	8.00	8.00	8.00	8.00	8.00	8.00	8.00	8.00
ENVELOPE FOR SAUDI ARABIA	EACH	50.00	50.00	50.00	50.00	50.00	50.00	50.00	45.00
POSTAL REGISTRATION CHARGES	EACH	28.00	28.00	28.00	28.00	28.00	28.00	28.00	28.00
U.M.S. REG CHARGES MIN.	EACH	58.00	59.00	58.00	58.00	58.00	59.00	58.00	58.00
T.C.S. CH. MIN.WITH IN ZONE	EACH	120.00	110.00	110.00	110.00	110.00	110.00	110.00	110.00
TELEPHONE CHARGES LOCAL CALL	P/CALL	3.94	3.94	3.94	3.94	3.94	3.94	3.94	3.94
TEL CHARGES OUT SIDE CITY	P/CALL	3.94	3.94	3.94	3.94	3.94	3.94	3.94	3.94
INTERNET CHARGES	P/HOUR	20.00	25.00	30.00	20.00	20.00	30.00	20.00	30.00
MOBILE CELL CHARGES	P/UNIT	3.00	3.00	3.06	3.00	3.00	3.00	3.50	3.06
FAX CHARGES (LOCAL)	P/PAGE	15.00	20.00	15.00	15.00	20.00	20.00	20.00	20.00
TELEPHONE SET AV. QLTY	EACH	815.38	500.00	500.00	600.00	650.00	575.00	875.00	550.00
MOBILE SET NOKIA/SONY/ERICSON/SAMSUNG WITHOUT CAMERA	EACH	2600.00	2200.00	2500.00	2250.00	2300.00	2700.00	3200.00	2400.00
T.V. 20" COLORED WEGA H-A21.	EACH	19500.00	17300.00	18000.00	18000.00	18000.00	17500.00	20500.00	17000.00
T.V 20" COLOR CHINA/KORIA)	EACH	12000.00	10750.00	11000.00	10000.00	10000.00	12000.00	9000.00	11000.00
V.C.P. PANASONIC/LG/NAT	EACH	4000.00	5000.00	5000.00	6000.00	6000.00	5600.00	4800.00	4500.00
DVD/VCD PLAYER PANASONIC/LG	EACH	4500.00	3500.00	5000.00	3500.00	3000.00	4500.00	3000.00	2750.00
RADIO WITH C.PLAYER NATIONAL	EACH	2000.00	3500.00	3500.00	1500.00	1500.00	2000.00	2900.00	2000.00
PERSONNEL COMPUTER (BRANDED)	EACH	40000.00	31200.00	58000.00	46000.00	46000.00	45000.00	45000.00	27000.00
VID. CASSETTE BLK. TDK/SONY	EACH	140.00	120.00	200.00	120.00	120.00	140.00	170.00	160.00
COM. C.D. (TDK/IMATION)	EACH	50.00	80.00	60.00	50.00	55.00	50.00	55.00	40.00
TAPE RECORDER CASSETTE BLANK	EACH	50.00	60.00	50.00	50.00	55.00	50.00	55.00	50.00
VIDEO GAME SEGA 16 BYTE	EACH	1400.00	1000.00	1100.00	1800.00	0.00	1200.00	1500.00	1150.00
CINEMA A/C. HIGH CLASS	TICKET	150.00	60.00	0.00	30.00	0.00	0.00	0.00	0.00
CINEMA NON-A/C HIGH CLASS	TICKET	120.00	40.00	50.00	20.00	0.00	0.00	60.00	20.00
CABLE CHARGES	PER MONT	400.00	300.00	250.00	300.00	200.00	300.00	375.00	300.00
TV.LICENCE FEE DOMESTIC	YEARLY	420.00	420.00	420.00	420.00	420.00	420.00	420.00	420.00
ENGLISH BOOK CLASS V1	EACH	56.65	56.65	56.65	56.65	56.65	56.65	56.65	56.65
ENGLISH BOOK CLASS IX OR X	EACH	43.15	43.15	43.15	43.15	43.15	43.15	43.15	43.15
ENG. BOOK IST.YR COMPLETE SET	EACH	118.15	118.15	118.15	118.15	118.15	118.15	118.15	118.15
ENGLISH BOOK BA/B.SC	EACH	150.00	150.00	150.00	150.00	150.00	150.00	150.00	150.00
URDU BOOK CLASS V (T.B.BORD)	EACH	64.80	64.80	64.80	64.80	64.80	64.80	64.80	64.80
URDU BOOK CLASS IX/X(T.B.B)	EACH	53.35	53.35	53.35	53.35	53.35	53.35	53.35	53.35
URDU BOOK IST.YEAR/INTER	EACH	46.10	46.10	46.10	46.10	46.10	46.10	46.10	46.10
URDU BOOK BA/B.SC	EACH	120.00	120.00	120.00	120.00	120.00	120.00	120.00	120.00
MATHS BOOK CALSS V (T.B.B)	EACH	54.75	54.75	54.75	54.75	54.75	54.75	54.75	54.75
MATHS BOOK CLASS IX OR X	EACH	191.85	191.85	191.85	191.85	191.85	191.85	191.85	191.85
MATHS BOOK IST.YEAR (T.B.B)	EACH	115.90	115.90	115.90	115.90	115.90	115.90	115.90	115.90
PAKISTAN STUDIES BOOK BA/B.SC	EACH	125.00	125.00	125.00	125.00	125.00	125.00	125.00	125.00
DAILY "DAWN"	P/COPY	19.00	19.00	19.00	19.00	19.00	19.00	19.00	19.00
DAILY "JANG"	P/COPY	12.00	12.00	12.00	12.00	12.00	12.00	12.00	12.00
DAILY "NAWA-E-WAQT"	P/COPY	12.00	12.00	12.00	12.00	12.00	12.00	12.00	12.00
WEEKLY "AKHBAR-E-JAHAN"	P/COPY	55.00	55.00	55.00	55.00	55.00	55.00	55.00	55.00
WEEKLY "MAG"	P/COPY	45.00	45.00	45.00	45.00	45.00	45.00	45.00	45.00
MONTHLY "NAUNEHAL DIGEST"	P/COPY	35.00	35.00	35.00	35.00	35.00	35.00	35.00	35.00
PAPER FOOLSCAPE (27"x17")	QUIRE	46.54	30.00	27.00	30.00	25.00	45.00	50.00	35.00
EXERCISE.BOOK LINED 80/100 PGS	EACH	31.54	18.00	30.00	15.00	15.00	40.00	20.00	20.00
PENCILGOLDFISH/DEER	EACH	6.00	6.00	6.00	7.00	7.00	6.00	6.00	5.00
PEN INK DOLLOR 57 ML BOTTLE	EACH	20.00	20.00	20.00	25.00	25.00	25.00	25.00	20.00

Contd.

7.11 Intercity Consumer Prices June, 2015

Description	Unit	Karachi	Hyder- abad	Nawab- shah	Mirpurkhas	Mithi	Sukkar	Larkana	Dadu
PHOTOSTATE PAPER 70 GM	PRT	460.00	225.00	360.00	300.00	325.00	400.00	340.00	340.00
BALL PEN (local)	EACH	8.00	6.00	7.00	5.00	5.00	7.00	5.50	8.00
FOUNTAIN PEN HERO/WINGS/CHINA	EACH	40.00	25.00	50.00	20.00	25.00	40.00	42.50	30.00
PRIVATE SCHOOL FEE ENGLISH MED. AVG. STANDARD (CLASS I)	P/MONTH	861.54	1081.25	1500.00	500.00	350.00	1300.00	900.00	1695.00
PRIVATE SCHOOL FEE ENGLISH MED. AVG. STANDARD (CLASS V)	P/MONTH	961.54	1068.75	2100.00	700.00	450.00	1300.00	950.00	2185.00
PRIVATE SCHOOL FEE ENGLISHMED. AVG. STANDARD (CLASS VI)	P/MONTH	1461.54	1043.75	2700.00	800.00	500.00	1400.00	1200.00	2185.00
PRIVATE SCHOOL FEE ENGLISH MED. AVG. STANDARD (CLASS X)	P/MONTH	1923.08	1406.25	3300.00	1000.00	500.00	1400.00	1300.00	2415.00
PRIVATE MEDICLE COLLEGE FEE MBBS (IST YEAR)	P/MONTH	54166.66	50000.00	0.00	29166.00	0.00	0.00	0.00	0.00
PRIVATE ENGINEERING COLLEGE FEE (ISTR YEAR)	P/MONTH	8333.33	0.00	0.00	0.00	0.00	0.00	0.00	0.00
GOVT. COLLEGE FEE IST. YEAR	MONTH	45.00	35.00	40.00	35.00	35.00	35.00	35.00	35.00
GOVT. COLLEGE FEE 4TH. YEAR	MONTH	75.00	75.00	67.50	67.50	70.00	67.50	75.00	75.00
GOVT. UNIVERSITY FEE MSC.	MONTH	1300.00	385.00	1550.00	354.17	354.17	0.00	0.00	354.17
GOVT. MED. COLLEGE FEE MBBS	MONTH	2417.00	2200.00	2000.00	0.00	2000.00	2000.00	4200.00	2000.00
GOVT. ENGG. COLL. FEE I YEAR	MONTH	1480.00	1000.00	333.33	0.00	0.00	0.00	1500.00	0.00
COACHING FEE FOR CLASS IX/X	P/MONTH	1800.00	500.00	1200.00	500.00	600.00	1000.00	600.00	500.00
COACHING CHARGES FOR CLASS IST YEAR/INTER (SCIENCE)	P/MONTH	2000.00	1000.00	1200.00	800.00	700.00	2000.00	700.00	500.00
COACHING CHARGES FOR CLASS IST YEAR/INTER (COMMERCE)	P/MONTH	1800.00	600.00	1200.00	600.00	600.00	1080.00	600.00	500.00
I.T. TUITION FEES	P/MONTH	3000.00	2000.00	1600.00	0.00	0.00	1500.00	1500.00	600.00
MBA TUITION FEES	P/MONTH	8153.85	2500.00	0.00	0.00	0.00	6300.00	2500.00	0.00
BREAD TANDOORI ST. SIZE	EACH	8.31	10.00	7.00	7.00	7.00	8.00	7.00	6.00
COOKED MUTTON (AV. HOTEL)	PLATE	126.15	123.75	150.00	120.00	130.00	150.00	100.00	70.00
COOKED BEEF (AV. HOTEL)	PLATE	71.54	72.50	70.00	80.00	50.00	100.00	70.00	50.00
COOKED DAL (AV. HOTEL)	PLATE	53.08	46.25	60.00	50.00	50.00	50.00	60.00	40.00
CHICKEN BIRYANI FULL/DOUBLE	PLATE	153.08	100.00	100.00	100.00	100.00	150.00	190.00	120.00
HAIRCUT CHARGES FOR MEN	P/CUT	66.15	70.00	100.00	50.00	50.00	70.00	95.00	50.00
BEAUTY PORL HAIR STYL CHARGE	P/STY.	380.77	225.00	250.00	150.00	100.00	175.00	325.00	250.00
SHAVING CHARGES	PER SHV	43.08	40.00	50.00	20.00	20.00	35.00	50.00	30.00
LIPSTICK S.MISS/MEDORA	EACH	90.00	110.00	120.00	110.00	110.00	100.00	110.00	90.00
NAIL POLISH S.MISS/MEDORA	EACH	90.00	60.00	95.00	80.00	80.00	85.00	80.00	50.00
PERFUME MED.SIZE MEDORA/BROACH	EACH	186.15	120.00	200.00	190.00	220.00	120.00	210.00	185.00
HAIR-OIL AMLA/CHAMBELI	BOTTLE	115.00	110.00	120.00	120.00	120.00	120.00	120.00	120.00
TOILET SOAP LUX 95 GRAMS	EACH	34.70	34.70	34.70	34.70	34.70	34.70	34.70	34.70
TOILET SOAP LIFEBOUY 140 GRM	EACH	36.00	36.00	36.00	36.00	36.00	36.00	36.00	37.00
TOILET SOAP SAFEGUARD BATH SIZE	EACH	46.00	48.00	50.00	48.00	48.00	50.00	48.00	50.00
TOOTH PASTE MACKLINES 70 GRM	EACH	50.00	50.00	50.00	50.00	50.00	50.00	50.00	50.00
TOOTH PASTE MED SIZE CLGATE 70 GMS	EACH	60.67	60.67	60.67	60.67	60.67	60.67	60.67	60.67
TOOTHBRUSH SHEILD A/PLAUQUE	EACH	35.00	35.00	40.00	35.00	40.00	45.00	40.00	35.00
TOOTHPOWDER DENTONIC 90 GRM	EACH	25.00	28.00	25.00	25.00	25.00	28.00	25.00	25.00
HAIR-COLOUR BEGIN (6 GMS)	EACH	95.00	95.00	100.00	100.00	100.00	100.00	95.00	90.00
HAIR COLOUR (KALAKOLA)	BOTTLE	120.00	120.00	120.00	120.00	120.00	130.00	120.00	120.00
FACECREAM PONDS (MEDIUM)	EACH	110.00	110.00	110.00	110.00	110.00	120.00	110.00	110.00
TALC POWDER VICE ROAY,B.CAT	EACH	120.00	130.00	130.00	130.00	135.00	130.00	150.00	140.00
BLADE TREET ORDINARY 10'S	PKT.	38.00	35.00	40.00	35.00	30.00	45.00	45.00	40.00
BLADE 7-O-CLOCK STAIN. 5'S	PKT.	35.00	30.00	40.00	30.00	32.00	30.00	32.50	35.00
SHAMPOO SUNSILK/PAINTIN 100 ML	BOTTLE	110.00	110.00	110.00	110.00	110.00	95.00	110.00	110.00
BEAUTY CREAM (FAIR & LOVELY)	EACH	99.00	155.00	155.00	155.00	155.00	155.00	155.00	155.00
HAIR REMOVING CREAM (EU-CREAM)	TUBE	60.00	60.00	60.00	60.00	60.00	65.00	60.00	60.00
GEL MEDIUM SIZE	BOTTLE	60.00	55.00	67.50	55.00	75.00	70.00	75.00	120.00
DISPOSABLE RAZOR GILLET-II	EACH	35.00	40.00	35.00	35.00	35.00	40.00	37.50	35.00
SHAVING CREAM TOUCH-ME/ADM.	EACH	60.00	55.00	55.00	55.00	60.00	55.00	60.00	60.00
GOLD TEZABI 24 CT	10 GM.	39814.00	38899.00	40462.00	39600.00	39600.00	40240.00	39100.00	39777.00
SILVER TEZABI 24 CT	10 GM.	548.00	525.00	600.00	544.00	544.00	640.00	600.00	605.00
ARTIFICIAL JEWELLARY SET	SET	1261.54	400.00	1700.00	375.00	500.00	600.00	1050.00	250.00
WRIST WATCH GENTS CITIZEN (ORIGINAL) ***	EACH	2000.00	3100.00	3750.00	2500.00	2600.00	2600.00	3050.00	2500.00
WRIST WATCH LADIES CITIZEN (ORIGINAL) ***	EACH	2000.00	3050.00	3750.00	2500.00	2600.00	2500.00	2500.00	2500.00
WALL CLOCK QUARTZ AV.QLTY	EACH	400.00	312.50	500.00	350.00	300.00	475.00	475.00	200.00
SUITCASE REXIN (24"x16"x6")	EACH	1061.54	800.00	1600.00	850.00	900.00	1275.00	1150.00	900.00
TRUNK MEDIUM SIZE ***	EACH	1592.31	1075.00	1600.00	1100.00	1000.00	2000.00	1000.00	1150.00
PURSE LADIES (LEATHER) AVERAGE QUALITY	EACH	1061.54	375.00	800.00	550.00	500.00	600.00	1000.00	400.00

7.11 Intercity Consumer Prices June, 2015

Description	Unit	Peshawar	Mardan	Abbott- abad	Bannu	D.I. Khan	Mingora
WHEAT	10 KG.	330.00	330.00	400.00	312.50	327.50	300.00
WHEAT FLOUR FINE/SUPERIOR.	KG.	41.33	40.00	50.00	40.00	38.00	39.00
WHEAT FLOUR AVG. QLTY	KG.	37.50	38.00	40.50	38.00	37.50	37.00
WHEAT FLOUR BAG	10 KG.	371.67	375.00	385.00	367.50	392.50	360.00
MAIDA	KG.	54.00	50.00	55.00	60.00	50.00	50.00
SUJI	KG.	55.50	50.00	56.25	50.00	50.00	50.00
BESAN AV. QLTY.	KG.	100.00	110.00	85.00	100.00	80.00	82.50
RICE BASMATI SUP. QLTY.	KG.	128.33	120.00	150.00	120.00	105.00	108.00
RICE BASMATI 385/386	KG.	109.67	105.00	111.00	115.00	100.00	88.00
RICE BASMATI BROKEN AV.QLTY	KG.	68.33	75.00	82.50	51.00	65.00	45.00
RICE IRRI-6 (SINDH/PUNJAB)	KG.	42.50	41.25	47.50	52.50	47.50	55.00
VERMICELLI	KG.	74.17	80.00	85.00	70.00	72.50	80.00
BREAD PLAIN MEDIUM SIZE	EACH	35.00	35.00	35.00	35.00	30.00	35.00
RUSK (PAPAY)	KG.	178.33	200.00	145.00	140.00	140.00	300.00
BISCUITS-PACKED	PKT	35.00	35.00	35.00	35.00	35.00	35.00
BISCUIT-BAKERY (LOOSE)	250 GM	68.33	60.00	50.00	52.50	55.00	65.00
CORNFLAKS FAUJI 225 GM.	PKT	207.00	207.00	166.50	110.00	165.00	170.00
SAMOSA (VEGATABLE)	EACH	7.00	8.00	10.00	17.50	10.00	10.00
PASTRY AV.QLTY.	EACH	25.00	30.00	17.50	20.00	25.00	20.00
PATTIES (VEGATABLES)	EACH	23.33	22.50	20.00	30.00	20.00	15.00
NIMCO	250 GM	53.33	60.00	60.00	50.00	55.00	50.00
CHIPS	250 GM	61.67	50.00	80.00	85.00	55.00	60.00
BEEF WITH BONE AV.QLTY.	KG	283.33	275.00	257.50	280.00	270.00	280.00
MUTTON AV.QLTY.	KG	600.00	500.00	525.00	500.00	575.00	400.00
CHICKEN FARM BROILER (LIVE)	KG	194.00	190.00	195.00	182.00	128.75	203.00
FISH-RAHU MEDIUM SIZE	KG	226.67	220.00	225.00	300.00	280.00	250.00
MILK FRESH (UNBOILED)	LTR.	80.83	80.00	75.00	72.50	70.00	100.00
CURD	KG.	83.33	100.00	85.00	82.50	80.00	100.00
MILK TETRA PACK 1/2 LTR.	PKT.	60.00	60.00	70.00	58.00	60.00	55.00
LACTOGEN 400 GRAMS	PKT.	425.00	425.00	430.00	425.00	425.00	425.00
POWDER MILK NIDO 400GM.	PKT	350.00	350.00	350.00	350.00	350.00	350.00
MILK POWDER LOOSE/PACKED	KG.	525.00	445.00	516.67	540.00	430.00	475.00
BUTTER LOCAL PACKED	50 GM.	25.00	28.00	25.00	41.00	35.00	25.00
EGGS FARM	DOZ	86.67	80.00	76.00	87.50	90.00	80.00
MUSTARD OIL AV.QLTY.	KG.	220.00	210.00	250.00	190.00	190.00	200.00
COOKING OIL (DALDA)	2.5LTR	455.00	455.00	485.00	475.00	490.00	531.25
COOKING OIL (PAKWAN) OTHER BRAND SPECIFY	2.5 LTR	370.00	370.00	440.00	422.50	492.00	300.00
VEGETABLE GHEE TIN	2.5KG.	450.00	450.00	460.00	470.00	400.00	480.00
VEGETABLE GHEE (LOOSE)	KG.	153.33	152.50	155.00	160.00	157.50	147.50
DATES AV.QLTY.	KG.	173.33	180.00	212.50	207.50	185.00	185.00
PISTACHIO AV.QLTY.	50 GM.	67.50	60.00	90.00	80.00	60.00	110.00
ALMONDS WHOLE AV.QLTY.	KG.	675.00	700.00	400.00	500.00	400.00	680.00
COCONUT DRY AV.QLTY.	KG.	290.00	290.00	300.00	240.00	300.00	250.00
RAISINS AV.QLTY.	50 GM.	20.33	17.50	19.00	12.50	14.50	25.00
GROUNDNUTS (WITH SHELL)	KG.	156.67	155.00	200.00	125.00	153.75	140.00
MALTA/MOSAMBI	DOZ	0.00	0.00	0.00	0.00	0.00	0.00
KINNU	DOZ	0.00	0.00	0.00	0.00	0.00	0.00
APPLE	KG	200.83	145.00	135.00	140.00	130.00	120.00
ALOO BUKHARA	KG	123.33	120.00	110.00	120.00	97.50	120.00
POMEGRANATE (ANNAR)	KG	0.00	0.00	0.00	0.00	0.00	0.00
GRAPES	KG	0.00	0.00	0.00	0.00	0.00	0.00
BANANAS	DOZ	83.33	90.00	110.00	77.50	65.00	80.00
MANGO KALMI	KG	105.00	80.00	0.00	82.50	82.50	110.00
GUAVA	KG	0.00	0.00	0.00	0.00	0.00	0.00
WATERMELON (TURBOOZ)	KG	24.17	20.00	27.50	20.00	21.00	31.25
MUSKMELON (KHARBOOZ)	KG	45.00	30.00	50.00	35.00	51.25	30.00
SWEETMELON (GARMA)	KG	0.00	0.00	0.00	0.00	0.00	0.00
PULSE MASOOR (WHOLE)	KG.	128.75	140.00	140.00	122.50	110.00	104.00
PULSE MASOOR (WASHED)	KG.	128.75	140.00	127.25	122.50	130.00	120.00
PULSE MOONG (WASHED)	KG.	161.67	162.50	165.00	162.50	153.75	140.00
PULSE MASH (WASHED)	KG.	188.33	190.00	185.00	152.50	150.00	165.00
PULSE GRAM	KG.	100.83	97.50	85.00	95.00	85.00	90.00
GRAM WHOLE BLACK AV QLTY.	KG.	89.17	95.00	85.00	60.00	50.00	90.00

7.11 Intercity Consumer Prices June, 2015

Description	Unit	Peshawar	Mardan	Abbott- abad	Bannu	D.I. Khan	Mingora
							Contd.
GRAM WHOLE YELLOW AV.QLTY	KG.	105.83	100.00	105.00	100.00	110.00	110.00
BEANS (LAL LOBIA)	KG.	105.00	100.00	152.50	107.50	140.00	120.00
POTATOES	KG	25.00	22.50	18.00	20.00	18.00	30.00
ONION	KG	52.50	50.00	45.00	40.00	45.00	47.50
TURNIP	KG	0.00	0.00	0.00	0.00	0.00	0.00
RADISH	KG	0.00	0.00	0.00	0.00	0.00	0.00
TOMATOES	KG	58.33	60.00	55.00	50.00	46.50	60.00
CABBAGE	KG	0.00	0.00	0.00	0.00	0.00	0.00
CAULIFLOWER	KG	0.00	0.00	0.00	0.00	0.00	0.00
BRINJAL	KG	55.00	50.00	32.50	30.00	45.00	55.00
PUMPKIN	KG	40.00	30.00	25.00	27.50	55.00	50.00
BOTTLEGOURD	KG	48.33	50.00	37.50	30.00	50.00	40.00
LADY FINGER	KG	81.67	70.00	65.00	55.00	75.00	50.00
PEAS	KG	0.00	0.00	0.00	0.00	0.00	0.00
SPINACH	KG	0.00	0.00	0.00	0.00	0.00	0.00
TINDA	KG	48.33	50.00	37.50	40.00	25.00	40.00
TURAI	KG	56.67	50.00	50.00	45.00	62.50	50.00
KARAILA	KG	51.67	40.00	45.00	63.75	53.75	50.00
ARVI	KG	83.33	85.00	100.00	50.00	50.00	80.00
CHILLIES GREEN	KG	81.67	40.00	67.50	112.50	125.00	55.00
CARROT	KG	0.00	0.00	0.00	0.00	0.00	0.00
COCUMBER (KHEERA)	KG	43.33	40.00	27.50	30.00	40.00	40.00
LEMON	250GM	57.50	140.00	50.00	40.00	27.50	50.00
SUGAR REFINED	KG.	62.00	63.00	62.50	62.00	59.50	63.50
GUR AV.QLTY	KG.	87.50	80.00	100.00	87.50	76.00	80.00
HONEY LANGANESE 500 GM.	BOTTLE	860.00	860.00	850.00	350.00	860.00	500.00
MILO 200 GM.	BOTTLE	170.00	170.00	200.00	200.00	220.00	200.00
CUSTARD POWDER RAFHAN 300 GM.	PKT	75.00	75.00	75.00	75.00	75.00	75.00
TOFFEE (HILAL)	EACH	1.50	1.50	1.00	1.00	1.00	1.00
CHOWKELATE CANDY (SMALL SIZE)	EACH	5.00	5.00	5.00	5.00	5.00	5.00
SWEETMEAT (MIXED)	KG	276.67	250.00	230.00	180.00	242.50	250.00
ICE CREAM WALLS	CUP.	40.00	40.00	40.00	40.00	40.00	40.00
ICE	KG	11.67	12.00	8.00	12.00	10.00	15.00
JAM AHMED/MITCHELLES	BOTTLE	135.00	140.00	130.00	110.00	130.00	120.00
SQUASH-MITCHELLES	BOTTLE	150.00	150.00	150.00	145.00	150.00	150.00
ROOH AFZA	BOTTLE	150.00	150.00	145.00	150.00	150.00	145.00
JAM-E-SHIREEN	BOTTLE	150.00	150.00	145.00	150.00	155.00	145.00
SAUNF	50 GM	20.00	17.50	20.00	15.00	12.00	10.00
CINAMON LOOSE AV. QLTY	50 GM.	20.00	20.00	27.50	30.00	20.00	20.00
CUMINSEED WHITE NATIONAL	50 GM.	54.00	54.00	52.00	52.00	52.00	50.00
PEPPER BLACK NATIONAL	50 GM.	96.00	96.00	96.00	96.00	96.00	96.00
CLOVES LOOSE AV.QLTY	50 GM.	113.33	120.00	125.00	100.00	60.00	85.00
CARDAMOM LARGE LOOSE AV.QLTY	50 GM.	207.50	195.00	140.00	90.00	90.00	85.00
CARDAMOM SMALL AV.QLTY	50 GM.	125.00	110.00	115.00	120.00	75.00	87.50
SALT-POWDERED (LAHORI) LOOSE	KG.	10.00	10.00	10.00	8.00	5.00	15.00
SALT POWDERED (NATIONAL/SHAN)	PKT	25.00	25.00	25.00	20.00	25.00	20.00
CHILLIES POWD.NATIONAL 200GM	PKT	105.00	105.00	105.00	105.00	105.00	105.00
CHILLIES POWDER LOOS	KG.	230.00	250.00	290.00	280.00	230.00	220.00
CORRIANDER SEED POWD.NATIONAL	PKT	104.00	78.00	88.00	77.00	88.00	104.00
CORRIANDER SEED (LOOSE)	KG.	253.33	255.00	290.00	275.00	200.00	230.00
TURMERIC POWD.NATIONAL 50GM	PKT.	35.00	35.00	35.00	35.00	35.00	39.00
CURRY POWD. NATIONAL 200 GM	PKT.	87.00	87.00	87.00	86.00	86.00	87.00
TOMATO KETCHUP AHMED/MITCHL	BOTTLE	101.67	100.00	80.00	70.00	100.00	105.00
PICKLES AHMED/MITCHELLES	BOTTLE	110.00	120.00	100.00	100.00	110.00	102.50
VINEGAR SYNTHETIC (SIRKA)	BOTTLE	78.33	60.00	75.00	40.00	60.00	86.25
GARLIC	KG	90.00	90.00	125.00	160.00	140.00	127.50
GINGER	KG	249.17	280.00	155.00	380.00	220.00	200.00
TAPAL DANEDAR TEA 200GM PACKET	PKT	129.47	129.47	126.32	136.84	126.32	136.84
TEA LIPTON YELLOW LABEL 200GM.	PKT.	149.47	149.47	149.47	149.47	149.47	128.42
TEA LOOSE KENYA AV.QLTY 250GM.	PKT.	136.67	150.00	150.00	140.00	132.50	130.00
COFFEE-NESCAFE 75 GM. **	BOTTLE	300.00	300.00	330.00	280.00	320.00	330.00
COLD DRINK (STANDARD SIZ)	BOTTLE	25.00	25.00	21.25	25.00	25.00	25.00
FRUIT JUICE TETRA PACK	PKT.	15.00	15.00	17.50	17.50	20.00	27.50

Contd.

7.11 Intercity Consumer Prices June, 2015

Description	Unit	Peshawar	Mardan	Abbott- abad	Bannu	D.I. Khan	Mingora
MINERAL WATER NESTLE 1.5 LTR	BOTTLE	45.00	45.00	50.00	50.00	50.00	45.00
CIGARETTES K-2 10'S **	PKT	55.00	45.00	45.00	48.00	50.00	50.00
CIGARETTES CAPSTAN 10'S **	PKT	60.00	50.00	60.00	55.00	50.00	50.00
CIGARETTES GOLD LEAF 20'S	PKT	115.00	100.00	115.00	105.00	100.00	100.00
CIGARETTES MORVEN GOLD 20'S	PKT	60.00	50.00	50.00	55.00	50.00	50.00
BETEL LEAVES	50GM.	73.33	90.00	60.00	75.00	50.00	60.00
BETEL NUTS	KG.	391.67	425.00	270.00	290.00	280.00	400.00
LONG CLOTH 57" GUL AHMED/AL-KARAM	METER	300.00	300.00	200.00	170.00	227.50	185.00
SHIRTING AV.QLTY.	METER	283.33	325.00	160.00	140.00	150.00	175.00
PANT CLOTH W & WEAR AV.QLTY	METER	375.00	362.50	375.00	650.00	265.00	650.00
LAWN PRINTED GUL AHMED/AL-KARAM	METER	360.00	380.00	300.00	187.50	260.00	185.00
GEORGETTE AV.QLTY	METER	110.00	110.00	80.00	97.50	90.00	115.00
LINEN AV.QLTY ***	METER	155.00	165.00	125.00	141.25	80.00	145.00
HEAVY WT SUITING LAWERNCPUR AVG QLTY	METER	2250.00	2250.00	1200.00	850.00	750.00	1537.50
HEAVY WT SUITING LAWERNCPUR SUP QLTY	METER	2500.00	2500.00	2500.00	950.00	1200.00	1850.00
TROPICAL SUITING LAW.PUR	METER	1400.00	1400.00	1100.00	680.00	750.00	1300.00
PANT BOY 24"/26" LENGTH.	EACH	500.00	550.00	625.00	675.00	450.00	375.00
SHIRT BOY 24"/26" LENGTH	EACH	341.67	335.00	625.00	322.50	240.00	325.00
SCHOOL UNI. PANT,SHIRT BOYS	SUIT	766.67	750.00	630.00	727.50	475.00	650.00
SCHOOL UNI. KAMEEZ,SHAL.BOYS	SUIT	708.33	525.00	800.00	650.00	450.00	450.00
SCHOOL UNI. KAMEEZ,SHAL.GIRL	SUIT	816.67	850.00	670.00	650.00	500.00	650.00
FROCK W/WEAR GIRLS	EACH	1066.67	1050.00	1050.00	762.50	650.00	550.00
AWAMI-SUIT W & W(BOY) 24"/26	SUIT	993.33	950.00	1050.00	750.00	600.00	615.00
AWAMI-SUIT W&W (GENTS)AV.QLTY	SUIT	1650.00	1450.00	1900.00	1750.00	925.00	1250.00
PULLOVER GENTS OXFORD/BON.	EACH	3188.33	3187.50	2895.00	2800.00	2400.00	2950.00
PULLOVER LADIES OXFORD/BON.	EACH	2883.33	2800.00	2895.00	2800.00	2400.00	2875.00
PULLOVER (GENTS) OTHERS A.QTY	EACH	1116.67	1100.00	1955.00	1362.50	825.00	1925.00
SECOND-HAND COAT FOR MEN	EACH	633.33	525.00	525.00	325.00	200.00	650.00
SECONDHAND SWEETER FOR MEN DUP QLTY	EACH	850.00	850.00	375.00	225.00	150.00	450.00
SECONDHAND WINTER JACKET	EACH	791.67	950.00	525.00	250.00	200.00	925.00
UNDERWEAR AV.QLTY MEDIUM SIZE	EACH	115.00	90.00	200.00	87.50	70.00	130.00
VEST FOR MEN AV.QLTY.	EACH	135.00	110.00	150.00	85.00	70.00	105.00
VEST/SHAMEEZ (WOMEN) AVG. QLTY	EACH	165.00	130.00	200.00	137.50	110.00	95.00
SOCKS NYLON (PAKISTANI)	PAIR	97.50	85.00	77.50	62.50	50.00	55.00
BRASSIER AV.QLTY.	EACH	121.67	110.00	85.00	150.00	85.00	105.00
BRASSIER SUP QLTY	EACH	236.67	190.00	190.00	220.00	110.00	147.50
DOPATTA GEORGETTE AV.QLTY.	EACH	268.33	260.00	387.50	240.00	250.00	350.00
DOPATTA COTTON AV GLTY	EACH	225.00	235.00	250.00	272.50	230.00	255.00
CHADDAR (WWEAR) (2x2.5 MTR)	EACH	1016.67	950.00	487.50	462.50	337.50	800.00
LUNG/DHOTI(COTTON) AVG. QLTY	EACH	275.00	300.00	350.00	415.00	230.00	210.00
HANDKERCHIEF AVG. QLTY PAK	EACH	27.50	27.50	30.00	20.00	30.00	25.00
HANDKERCHIEF SUP. QLTY PAK	EACH	51.67	45.00	45.00	37.50	40.00	35.00
GLOVES AV QLTY	PAIR	110.00	110.00	80.00	55.00	60.00	55.00
AZARBAND COTTON AVG. QLTY	EACH	27.08	25.00	12.50	15.00	11.00	10.00
SEWING THREAD/REEL(ASLI PARI)	EACH	8.50	8.50	6.00	5.00	5.00	5.00
WASHING CHARGES PAINT & SHIRT	SUIT	200.00	110.00	50.00	70.00	80.00	100.00
DRY CLEANING SUIT COAT PANT	SUIT	400.00	325.00	350.00	250.00	180.00	450.00
WASHING CH. (KAMIZ-SHALWAR)	PAIR	76.67	65.00	50.00	65.00	35.00	60.00
TAILORING SHIRT	EACH	483.33	425.00	300.00	300.00	265.00	500.00
TAILORING CHARGES PANT (MEN)	EACH	1233.33	775.00	700.00	950.00	550.00	950.00
TAILORING COAT-PANT SUIT	SUIT	5200.00	4350.00	4200.00	2850.00	2500.00	4400.00
TAILORING AWAMI-SUIT (MALE)	SUIT	608.33	575.00	562.50	550.00	475.00	550.00
TAILORING SUIT FEMALE	SUIT	533.33	475.00	325.00	475.00	375.00	650.00
GENTS SHOES PAUL BATA	PAIR	1199.00	1199.00	1199.00	1199.00	1199.00	1199.00
GENTS SANDAL BATA	PAIR	699.00	699.00	699.00	699.00	699.00	699.00
GENTS SPOUNG CHAPPAL BATA	PAIR	179.00	179.00	179.00	179.00	179.00	179.00
LADIES SANDAL BATA	PAIR	499.00	499.00	499.00	499.00	499.00	499.00
LADIES SPOUNG CHAPPAL BATA	PAIR	179.00	179.00	179.00	179.00	179.00	179.00
CHILD SHOE POWER LITE BATA	PAIR	599.00	599.00	599.00	599.00	599.00	599.00
GENTS SHOE, ART 1109 SERVICE	PAIR	999.00	999.00	999.00	999.00	999.00	999.00
NYLON JOGGER 27 SIZE 2-5 ***	PAIR	1299.00	1299.00	1299.00	1299.00	1299.00	1299.00
CHINA FOOT WEAR AV. QLTY (MALE) *	PAIR	937.50	950.00	900.00	875.00	750.00	1350.00
CHINA FOOT WEAR AV. QLTY (FEMALE) *	PAIR	825.00	875.00	837.50	725.00	475.00	512.50

Contd.

7.11 Intercity Consumer Prices June, 2015

Description	Unit	Peshawar	Mardan	Abbott- abad	Bannu	D.I. Khan	Mingora
CHINA FOOT WEAR AV. QLTY (CHILDREN) *	PAIR	508.33	525.00	500.00	475.00	325.00	475.00
SHOE REPAIR HALF SOLE	PAIR	131.67	110.00	100.00	85.00	95.00	155.00
SHOES POLISH CHARGES AVERAGE SHOP	PAIR	20.00	20.00	20.00	20.00	10.00	20.00
HOUSE RENT (combined)	MONTH	7452.00	3150.00	8508.00	3573.00	4672.00	3409.00
rent 2	pm	7452.00	3150.00	8508.00	3573.00	4672.00	3409.00
RENT3	PM	7452.00	3150.00	8508.00	3573.00	4672.00	3409.00
RENT4	PM	7452.00	3150.00	8508.00	3573.00	4672.00	3409.00
RENT5	PM	7452.00	3150.00	8508.00	3573.00	4672.00	3409.00
RENT6	PM	7452.00	3150.00	8508.00	3573.00	4672.00	3409.00
SYNTHETIC ENEMAL ROBIALAC BALTI 3.64 LTR.	EACH	1833.33	1800.00	1950.00	1775.00	1922.50	2170.00
SYNTHETIC ENEMAL ICI BALTI 3.64 LTR.	EACH	1855.00	1900.00	1950.00	1825.00	1989.00	2140.00
CEMENT (LOCAL) SPECIFY BRAND NAME	BAG	500.00	500.00	507.50	510.00	500.00	509.00
BRICKS (NEW) IST CLASS	P/1000	7733.33	6900.00	7800.00	6400.00	6200.00	9600.00
CEMENT BLOCKS (6"x8"x12")	P/100	0.00	0.00	0.00	0.00	0.00	3025.00
BAJREE	100CFT	3166.67	3000.00	2933.33	1800.00	3000.00	2650.00
SAND (BLACK PIT SAND)	K100CFT	1966.67	1450.00	2550.00	1450.00	1500.00	2800.00
TIMBER SHESHAM LOG IST QUALITY	cubmt.	42378.00	42378.00	0.00	35000.00	32700.00	0.00
IRON BAR (M.S. BAR) 1/2"	P/TON	72833.33	71500.00	72000.00	81000.00	74500.00	71000.00
CARPANTER WAGE RATE	P/DAY	741.67	750.00	800.00	875.00	950.00	950.00
MASON (RAJ) WAGE RATE	P/DAY	900.00	800.00	800.00	1200.00	950.00	1000.00
UNSKILLED LABOUR WAGE RATE	P/DAY	483.33	450.00	400.00	500.00	500.00	500.00
PLUMBER WAGE RSTE	P/DAY	900.00	900.00	0.00	850.00	900.00	900.00
ELECTICIAN WAGE RATE PER DAY **	P/DAY	933.33	900.00	0.00	700.00	900.00	900.00
ELECTICIAN WAGE RATE PER HOUR **	P/PNT	100.00	100.00	122.50	90.00	70.00	155.00
WATER CHARGES PER HOUSE	P/MONTH	150.00	120.00	175.00	200.00	100.00	130.00
ELECT.CHARGES UPTO 50 UNITS	P/UNIT	2.00	2.00	2.00	2.00	2.00	2.00
ELECT.CHARGES 01 - 100 UNIT	P/UNIT	5.79	5.79	5.79	5.79	5.79	5.79
ELECT.CHARGES 101 - 300 UNIT	P/UNIT	9.90	9.90	9.90	9.90	9.90	9.90
ELECT.CHARGES 301 - 1000 UNIT	P/UNIT	15.63	15.63	15.63	15.63	15.63	15.63
ELECT.CHARGES ABOVE 1000 UNIT	P/UNIT	17.71	17.71	17.71	17.71	17.71	17.71
ELEC	PM	10.21	10.21	10.21	10.08	10.21	10.21
GAS CHRg upto 3.3719 MMBTU	MMBTU	124.18	124.18	124.18	124.18	0.00	124.18
GAS CHRg 3.3719 - 6.7438 MMBTU	MMBTU	248.37	248.37	248.37	248.37	0.00	248.37
GAS CHRg 6.7438 - 10.1157 MMBTU	MMBTU	248.37	248.37	248.37	248.37	0.00	248.37
GAS CHRg10.1157 - 13.4876 MMBTU	MMBTU	620.91	620.91	620.91	620.91	0.00	620.91
GAS	PM	620.91	620.91	620.91	620.91	0.00	620.91
GAS	PM	372.55	372.55	372.55	372.55	0.00	372.55
KEROSENE OIL	LTR	87.33	100.00	100.00	92.00	80.00	100.00
FIREWOOD WHOLE	40 KG.	658.33	525.00	400.00	490.00	350.00	550.00
CHAIR SHESHAM WOOD WITH ARMS **	EACH	1825.00	2000.00	1600.00	1075.00	2550.00	1450.00
CHAIR PLASTIC (CHAIRMAN) AVERAGE QUALITY	EACH	1183.33	1150.00	915.00	667.50	800.00	800.00
TABLE SHESHAM WOOD (4X2X5") ***	EACH	6166.67	6000.00	6000.00	6000.00	4500.00	5000.00
SOFASET WOODEN WITH FOAM SEAT **	SET	24083.33	19000.00	16500.00	14750.00	18000.00	21000.00
COT IRON (WITH NIWAR)AV.QLTY.	EACH	2100.00	2100.00	2200.00	1737.50	2300.00	1750.00
ALMIRAH (STEEL) 6'X3' 20 GUAGE	EACH	9250.00	8500.00	14500.00	9575.00	9300.00	9375.00
DINNING TABLE 6 CHAIRS A.QLTY	SET	28500.00	27500.00	17000.00	11500.00	17000.00	22500.00
SINGLE BED WITHOUT FOAM MED.	EACH	6666.67	6250.00	3750.00	3500.00	5700.00	4750.00
MATRESS SINGLE(4" THICK)	EACH	4796.67	4750.00	4800.00	4350.00	3350.00	5560.00
FARSHI DARI 12'X9' AV.QLTY	EACH	1416.67	1150.00	1400.00	1450.00	1100.00	1450.00
DARI COTTON (6'x2 1/2') AV.QL	EACH	350.00	375.00	300.00	450.00	400.00	1175.00
CARPET PLAIN AV. QLTY	SQFT.	38.83	41.50	47.50	44.50	35.00	45.00
QUILT (LIHAF) 3 KG. COTTON	EACH	1075.00	1150.00	850.00	900.00	600.00	650.00
BLANKET (90" x 54")	EACH	2483.33	2500.00	3000.00	2800.00	2900.00	5250.00
BEDSHEET SINGLE BED SUP.QLTY	EACH	866.67	825.00	575.00	475.00	500.00	650.00
BED SHEET DOUBLE WITH TWO PILLOW COVERS SUP QLTY	SET	1633.33	1650.00	2200.00	1300.00	1075.00	1250.00
TOWEL(3'x2') AV. QALTY	EACH	300.00	225.00	475.00	270.00	275.00	250.00
CEILING FAN 48" SUPER QLTY **	EACH	3091.67	3000.00	2895.00	3500.00	3250.00	2975.00
PEDESTAL FAN 22" SUPER QLTY	EACH	4700.00	4350.00	4390.00	4500.00	4730.00	3550.00
REFG. DAWLENCE 10 CFT. D.DOOR	EACH	30000.00	30000.00	30400.00	30000.00	33500.00	30500.00
D-FREEZER WAVES 8 CFT.	EACH	30833.33	30500.00	28900.00	30500.00	29000.00	32250.00
AIRCONDITIONER 1.5 TON PEL	EACH	40000.00	41000.00	40000.00	46250.00	44000.00	44000.00
SPLIT AIR CONDITIONER 1.5 TON (SPECIFY BRAND NAME)	EACH	44750.00	43500.00	44000.00	45000.00	43000.00	48000.00
AIRCOOLER SUPER ASIA	EACH	15166.67	15250.00	10500.00	10500.00	14900.00	9750.00

Contd.

7.11 Intercity Consumer Prices June, 2015

Description	Unit	Peshawar	Mardan	Abbott- abad	Bannu	D.I. Khan	Mingora
WASHING MACHINE SINGER	EACH	15600.00	15600.00	15600.00	14700.00	14700.00	14700.00
SEWING MACHINE(SINGER)	EACH	6432.92	6800.00	5860.00	5910.00	5210.00	6095.00
GIZER LARGE SIZE 30 GALLON CAPACITY SUP QLTY	EACH	22900.00	23600.00	20500.00	15200.00	18500.00	16500.00
GAS BURNER DOUBLE SPFY.BRAND	EACH	3500.00	2500.00	1725.00	2500.00	1800.00	1500.00
ELECT. IRON PHILIPS MDL.1120	EACH	2733.33	1600.00	1650.00	1500.00	1000.00	1500.00
ELECTRIC JUICER FOR APPLE	EACH	4666.67	4500.00	4000.00	4700.00	3625.00	1700.00
S.STEEL DEGHCHI MEDIUM SIZE ***	EACH	788.33	650.00	525.00	567.50	500.00	600.00
ALUMINIUM COOKING PAN (DEGCHI) MED SIZE	EACH	675.00	650.00	350.00	585.00	425.00	750.00
NON STICK COOKING PAN (DEGCHI) SUP. QLTY	EACH	1050.00	625.00	600.00	567.50	525.00	725.00
FRYING PAN STEEL AVG. QLTY MED. SIZE	EACH	441.67	375.00	325.00	470.00	352.50	275.00
TAWA IORN (MEDIUM SIZE) AVG. QLTY	EACH	383.33	425.00	425.00	595.00	355.00	325.00
S.STEEL PLATE A.QLTY.(M.SIZE)	EACH	71.67	67.50	75.00	65.00	55.00	72.50
TABLE SPOON S.STEEL SUP.QLTY.	DOZEN	483.33	425.00	300.00	470.00	265.00	550.00
WATER SET JUG+6 GLASSES (OMROC)	SET	466.67	450.00	450.00	475.00	500.00	450.00
TEA SET PAK. CHINAWARE 21 PCS.	SET	2466.67	2200.00	2100.00	1425.00	1550.00	2650.00
DINNER SET PLASTIC 72 PIECES SUPERIOR QLTY	SET	8583.33	8000.00	5500.00	3950.00	3250.00	3750.00
HOTPOT SET PLASTIC 3 PCS.	SET	1216.67	1175.00	1500.00	1525.00	1025.00	1775.00
BUCKET(BALTI) PLASTIC MED.SIZ	EACH	375.00	400.00	375.00	445.00	290.00	350.00
LOTA PLASTIC (MED SIZE) AVERAGE QUALITY	EACH	53.33	47.50	55.00	40.00	35.00	55.00
PRESURE COOKER 4 LTR.	EACH	1300.00	1150.00	933.33	1400.00	1100.00	1400.00
WATER COOLER 9/10 LTR.PLASTIC ***	EACH	516.67	525.00	575.00	450.00	600.00	475.00
THERMOS STARVAC 1 LTR	EACH	508.33	425.00	550.00	450.00	500.00	675.00
BULB PHILIPS 100-WATTS	EACH	40.00	40.00	30.00	30.00	30.00	37.50
TUBE LIGHT PHILIPS 40 WATTS	EACH	100.00	100.00	110.00	95.00	100.00	150.00
ELECTRIC BLUBS "0" WATTE LOCAL	EACH	21.67	25.00	20.00	20.00	22.50	25.00
ELECTRIC BLUB ENERGY SAVER 14 WATTS	EACH	170.00	170.00	160.00	160.00	170.00	175.00
WASHING SOAP 250 GMS SPECIFY BRAND NAME	EACH	40.00	40.00	40.00	37.00	30.00	33.75
SURF EXCEL 400 GMS POLY BAG	EACH	115.00	125.00	125.00	125.00	125.00	110.00
WASHING POWDER 1000 GRM	EACH	185.00	185.00	185.00	175.00	185.00	185.00
WASHING POWDER (WHEEL/ BONUS) 100 GRAMS	EACH	95.00	95.00	95.00	95.00	92.50	85.00
CLEANSER POWDER VIM 1000 GM	PKT.	72.22	72.22	72.22	72.22	72.22	66.67
FINIS 500 ML	BOTTLE	170.00	170.00	180.00	130.00	110.00	110.00
PHNYLE TYPHONE/FINIS/CARRANITE 3 LITRES	BOTTLE	150.00	150.00	125.00	130.00	130.00	130.00
HARPIC	BOTTLE	145.00	135.00	135.00	140.00	140.00	125.00
BOOT POLISH CHERRY/KIWI 50ML	EACH	100.00	100.00	100.00	100.00	100.00	100.00
ROBIN BLUE (35 GRAMS)	PKT.	46.67	45.00	30.00	40.00	28.00	30.00
TISSU PAPER PERFUMED 100 PCS.	PKT	113.33	120.00	110.00	90.00	100.00	90.00
TOILET PAPER ROLL (R.PETEL)	P/ROLL	38.00	38.00	35.00	35.00	35.00	27.50
BOOT POLISH LIQUID CHEERY BLOSSOM KIWI 75 ML	BOTTLE	135.00	135.00	130.00	120.00	135.00	120.00
MATCH BOX SMALL	EACH	2.00	2.00	1.25	2.00	1.00	1.00
DRY CELL 1.5 VOLT(LOCAL)	EACH	25.00	25.00	20.00	23.50	20.00	20.00
HAND STITCHING NEEDLE M.SIZE	PACKET	5.83	6.00	9.00	6.00	6.00	5.00
SEWING MACHINE NEEDLE (SINGER)	EACH	5.83	6.00	7.50	5.00	5.00	5.00
HOUSEHOLD SERVANT FEMALE P/T	P/MNTH	1516.67	1200.00	2500.00	1500.00	2750.00	2750.00
MARRIAGE HALL WITH FURNITURE	P/HEAD	233.33	250.00	105.00	85.00	100.00	60.00
SEPTRAN TABLETS	10TAB.	15.00	15.00	15.00	15.00	16.00	15.00
BRUFEN TABS 200-MG.	10TAB.	10.00	10.00	10.00	10.00	10.00	10.00
PANADOL TAB. EXTRA/PLAIN	10TAB.	10.00	10.00	10.00	10.00	10.00	10.00
DISPRIN TAB.	10TAB.	10.00	10.00	10.00	10.00	10.00	10.00
TRISIL TAB.	10 TAB	10.00	10.00	10.00	10.00	10.00	10.00
FLAGYL TAB. 200 MG.	10TAB.	10.00	10.00	10.00	10.00	10.00	10.00
VENTOLIN TAB. 2MG.	10TAB.	9.00	9.00	9.00	9.00	9.00	9.00
DAONIL TAB. 5 MG.	10TAB.	17.00	17.00	17.00	17.00	17.00	17.00
ENTOX TAB.	10TAB.	10.00	10.00	10.00	10.00	10.00	10.00
RENITEC TAB. 5 MG.	10TAB.	59.00	59.00	59.00	59.00	59.00	59.00
CAC. 1000 TAB	BOTTLE	122.00	122.00	122.00	122.00	122.00	122.00
AMOXIL CAPSOLE 250 MG.S	10CAP.	36.00	36.00	36.00	36.00	36.00	36.00
CALCIUM SYRUP SANDOZ	BOTTLE	64.00	64.00	64.00	64.00	64.00	64.00
LEDERPLEX SYRUP	BOTTLE	35.00	35.00	35.00	35.00	35.00	35.00
SANCOS SYRUP (50 ML.)	BOTTLE	30.00	30.00	30.00	30.00	30.00	30.00
PHENERGAN SYRUP 120 ML.	BOTTLE	33.00	33.00	33.00	33.00	33.00	33.00
CALPOL SYRUP 60 ML.	BOTTLE	28.00	28.00	28.00	28.00	28.00	28.00
HYDRYLLIN SYRUP 120 ML.	BOTTLE	65.00	65.00	65.00	65.00	65.00	65.00

Contd.

7.11 Intercity Consumer Prices June, 2015

Description	Unit	Peshawar	Mardan	Abbott- abad	Bannu	D.I. Khan	Mingora
POLYFAX EYE OINTMENT	TUBE	21.00	21.00	21.00	21.00	21.00	21.00
BETNESOL EYE DROPS	BOTTLE	33.89	33.89	33.89	33.89	33.89	33.89
EAR DROPS (CARDISPORINE) ***	BOTTLE	21.00	21.00	21.00	21.00	21.00	21.00
BETNOVATE-N OINTMENT 5 GMS	TUBE	16.00	16.00	16.00	16.00	16.00	16.00
BURNOL CREAM 30 GRM	TUBE	16.00	16.00	16.00	16.00	16.00	16.00
VICKS VAPORUB/BALM	BOTTLE	36.00	36.00	36.00	36.00	36.00	36.00
GLYCRINE SMALL BOTTLE	BOTTLE	20.00	20.00	35.00	25.00	15.00	25.00
JOUHAR JOSHANDA	PKT.	8.00	8.00	6.00	6.00	7.00	8.00
GALXOS-D (450 GRMS)	PKT.	157.50	157.50	151.88	157.50	151.88	151.88
GRIPE-WATER WOODWARDS	BOTTLE	55.00	50.00	50.00	50.00	50.00	55.00
SANIPLAST ONE PUTTY	EACH	2.00	2.00	2.00	2.00	2.00	2.00
O.R.S. (NIMCOL)	PKT.	16.33	15.00	15.00	15.00	15.00	15.00
DETTOL (MEDIUM)	BOTTLE	46.80	46.80	46.80	46.80	46.80	46.80
COTTON BANDAGE 2" - 4"	EACH	9.00	9.00	10.50	10.00	5.50	6.00
THERMOMETER CHINA	EACH	41.50	42.00	47.50	40.00	45.00	40.00
DOCTOR (MBBS) CLINIC FEE	PPAT.	220.83	225.00	150.00	175.00	200.00	250.00
URINE TEST (DR) CHARGES	P/TEST	100.00	100.00	60.00	100.00	120.00	100.00
BLOOD TEST (CP) CHARGES	P/TEST	200.00	200.00	100.00	175.00	130.00	250.00
SUGAR TEST (RANDOM/FASTING BOTH) CHARGES	P/TEST	200.00	200.00	140.00	100.00	140.00	100.00
ECG CHARGES	P/TEST	200.00	200.00	200.00	243.75	300.00	150.00
X-RAY (CHEST) CHARGES	P/X-RAY	216.67	180.00	200.00	200.00	300.00	180.00
CAR SUZUKI 800 CC (W/O. A/C)	EACH	708800.00	708800.00	645000.00	0.00	642000.00	0.00
CAR SUZUKI 1000 CC	EACH	1083000.00	1085800.00	1105000.00	0.00	1052000.00	0.00
CAR TOYOTA 1300 CC	EACH	1648000.00	1648000.00	1590000.00	0.00	1700500.00	0.00
CAR HONDA CIVIC	EACH	2475000.00	2475000.00	2180000.00	0.00	0.00	0.00
MOTORCYCLE HONDA CD-70.	EACH	69900.00	69900.00	69900.00	69000.00	70000.00	70000.00
MOTORCYCLE YAMAHA 100CC.	EACH	80000.00	80000.00	79300.00	84000.00	79300.00	0.00
MOTOR CYCLE HERO 70 CC	EACH	44000.00	43000.00	46000.00	43000.00	45000.00	45000.00
BICYCLE WITH TYRES & TUBES	EACH	8333.33	7700.00	9800.00	8900.00	6825.00	6300.00
TYRE CAR WITH TUBE GENERAL	EACH	3750.00	3550.00	3350.00	4800.00	3500.00	3125.00
TYRE MOTOR CYCLE WITHOUT TUBE	EACH	1300.00	1275.00	1500.00	1325.00	1050.00	1262.50
TYRE CYCLE SPECIFY BRAND NAME	EACH	371.67	325.00	450.00	545.00	325.00	500.00
TYRE CAR W/O TUBE	EACH	3380.00	3250.00	3300.00	4400.00	3600.00	3350.00
PETROL SUPER	LITRE	77.79	77.79	77.79	77.79	77.79	77.79
HIGH SPEED DIESEL HSD	LITRE	87.12	87.12	87.12	87.12	87.12	87.12
CNG	K.G.	76.35	0.00	0.00	0.00	0.00	76.35
GAS CYLINDER STAND. SIZE	EACH	1100.00	1100.00	1150.00	1050.00	1125.00	1045.00
MOTOR CYCLE SERVICE CHARGES	EACH	296.67	280.00	350.00	325.00	275.00	275.00
CAR SERVICE CHARGES	EACH	300.00	300.00	400.00	0.00	400.00	282.50
TYRE PUNCTURE CHARGES	EACH	55.83	50.00	75.00	70.00	50.00	55.00
CYCLE OVERHAULING CHARGES	EACH	350.00	350.00	275.00	550.00	300.00	250.00
CAR TAX FOR 800CC TO 1300CC	YEARLY	1075.00	1075.00	1075.00	1075.00	1075.00	1075.00
TRAIN FARE ECO. 1-100 KM.	P/KM.	0.68	0.00	0.68	0.68	0.00	0.00
TRAIN FARE ECO. 101-500 KM.	P/KM.	0.98	0.00	0.98	0.98	0.00	0.00
TRAIN FARE ECO. > 500 KM.	P/KM.	0.89	0.00	0.89	0.89	0.00	0.00
TRAIN FARE IST SLP. 1-100KM	P/KM.	2.10	0.00	2.10	2.10	0.00	0.00
TRAIN FARE IST SLP.101-500 KM	P/KM.	2.59	0.00	2.59	2.59	0.00	0.00
TRAIN FARE IST SLP. > 500 KM	P/KM.	1.99	0.00	1.99	1.99	0.00	0.00
TRAIN FARE A/C SLP. 1-100KM.	P/KM.	5.76	0.00	5.76	5.76	0.00	0.00
TRAIN FARE A/C SLP.101-500KM	P/KM.	4.59	0.00	4.59	4.59	0.00	0.00
TRAIN FARE A/C SLP > 500KM.	P/KM.	4.16	0.00	4.16	4.16	0.00	0.00
PLATEFORM TICKET	EACH	10.00	0.00	10.00	10.00	0.00	0.00
AUTO RICKSHAW FARES	KM/MIN	55.00	60.00	50.00	30.00	50.00	50.00
FULL TONGA CHARGES	KM/MIN	60.00	60.00	60.00	40.00	0.00	0.00
TAXI 4 SEATER FARE	KM/MIN	100.00	100.00	65.00	40.00	150.00	75.00
BUS FARE MIN (WITHIN CITY)	TICKET	10.00	10.00	10.00	10.00	0.00	0.00
BUS FARE MAX (WITHIN CIT	TICKET	20.00	19.00	10.00	20.00	0.00	0.00
BUS FARE OUTSIDE CITY	P/KM.	0.80	0.80	0.80	0.80	0.80	0.80
A/C BUS FARE OUTSIDE CITY	P/KM.	0.90	0.90	0.90	0.90	0.90	0.90
MINIBUS FARE MIN.WITH IN CITY	TICKET	10.00	0.00	0.00	0.00	0.00	0.00
MINIBUS FARE MAX.WITH IN CITY	TICKET	20.00	0.00	0.00	0.00	0.00	0.00
SUZUKI FARE MIN.WITH IN CITY	TICKET	10.00	10.00	10.00	0.00	10.00	10.00
SUZUKI FARE MAXIMUM W.IN CITY	TICKET	20.00	15.00	13.00	0.00	15.00	15.00

Contd.

7.11 Intercity Consumer Prices June, 2015

Description	Unit	Peshawar	Mardan	Abbott- abad	Bannu	D.I. Khan	Mingora
AIR FARE ECONOMY CLASS.	P/KM.	19.26	0.00	0.00	0.00	0.00	0.00
POSTAL ENVELOPE DOMESTIC	EACH	8.00	8.00	8.00	8.00	8.00	8.00
ENVELOPE FOR SAUDI ARABIA	EACH	50.00	50.00	50.00	50.00	50.00	50.00
POSTAL REGISTRATION CHARGES	EACH	28.00	28.00	28.00	28.00	28.00	28.00
U.M.S. REG CHARGES MIN.	EACH	58.00	58.00	59.00	59.00	58.00	59.00
T.C.S. CH. MIN.WITH IN ZONE	EACH	150.00	150.00	150.00	110.00	110.00	95.00
TELEPHONE CHARGES LOCAL CALL	P/CALL	3.94	3.94	3.94	3.94	3.94	3.94
TEL CHARGES OUT SIDE CITY	P/CALL	3.94	3.94	3.94	3.94	3.94	3.94
INTERNET CHARGES	P/HOUR	30.00	30.00	30.00	25.00	42.50	30.00
MOBILE CELL CHARGES	P/UNIT	2.88	2.88	4.00	2.88	2.50	2.50
FAX CHARGES (LOCAL)	P/PAGE	20.00	20.00	17.50	15.00	15.00	10.00
TELEPHONE SET AV. QLTY	EACH	1200.00	1250.00	1400.00	1012.50	1300.00	1075.00
MOBILE SET NOKIA/SONY/ERICSON/SAMSUNG WITHOUT CAMERA	EACH	2775.00	2850.00	3550.00	2600.00	2250.00	2487.50
T.V. 20" COLORED WEGA H-A21.	EACH	18600.00	19000.00	20000.00	22000.00	20000.00	24750.00
T.V 20" COLOR CHINA/KORIA)	EACH	8083.33	9000.00	10500.00	9000.00	9550.00	8125.00
V.C.P. PANASONIC/LG/NAT	EACH	3916.67	0.00	6500.00	6500.00	5000.00	0.00
DVD/VCD PLAYER PANASONIC/LG	EACH	3066.67	4000.00	4600.00	2500.00	5500.00	3000.00
RADIO WITH C.PLAYER NATIONAL	EACH	2616.67	2600.00	2800.00	2175.00	1900.00	1450.00
PERSONNEL COMPUTER (BRANDED)	EACH	50000.00	48800.00	35000.00	52000.00	41500.00	33500.00
VID. CASSETTE BLK. TDK/SONY	EACH	100.00	100.00	150.00	110.00	100.00	125.00
COM. C.D. (TDK/IMATION)	EACH	40.00	40.00	50.00	65.00	50.00	50.00
TAPE RECORDER CASSETTE BLANK	EACH	33.33	30.00	60.00	25.00	42.50	70.00
VIDEO GAME SEGA 16 BYTE	EACH	1250.00	1250.00	1800.00	1450.00	1475.00	0.00
CINEMA A/C. HIGH CLASS	TICKET	70.00	30.00	0.00	0.00	0.00	0.00
CINEMA NON-A/C HIGH CLASS	TICKET	70.00	30.00	30.00	40.00	50.00	100.00
CABLE CHARGES	PER MONT	200.00	300.00	250.00	300.00	300.00	200.00
TV.LICENCE FEE DOMESTIC	YEARLY	420.00	420.00	420.00	420.00	420.00	420.00
ENGLISH BOOK CLASS V1	EACH	75.00	75.00	75.00	75.00	75.00	75.00
ENGLISH BOOK CLASS IX OR X	EACH	68.00	68.00	68.00	68.00	68.00	68.00
ENG. BOOK IST.YR COMPLETE SET	EACH	76.00	76.00	76.00	76.00	76.00	76.00
ENGLISH BOOK BA/B.SC	EACH	120.00	120.00	120.00	120.00	120.00	120.00
URDU BOOK CLASS V (T.B.BORD)	EACH	76.00	76.00	76.00	76.00	76.00	76.00
URDU BOOK CLASS IX/(T.B.B)	EACH	58.50	58.50	58.50	58.50	58.50	58.50
URDU BOOK IST.YEAR/INTER	EACH	81.00	76.00	76.00	76.00	76.00	76.00
URDU BOOK BA/B.SC	EACH	170.00	160.00	160.00	160.00	160.00	160.00
MATHS BOOK CALSS V (T.B.B)	EACH	105.00	105.00	105.00	105.00	105.00	105.00
MATHS BOOK CLASS IX OR X	EACH	114.00	114.00	114.00	114.00	114.00	114.00
MATHS BOOK IST.YEAR (T.B.B)	EACH	176.00	176.00	176.00	176.00	176.00	176.00
PAKISTAN STUDIES BOOK BA/B.SC	EACH	120.00	120.00	120.00	120.00	120.00	120.00
DAILY "DAWN"	P/COPY	19.00	19.00	19.00	19.00	19.00	19.00
DAILY "JANG"	P/COPY	12.00	12.00	12.00	12.00	12.00	12.00
DAILY "NAWA-E-WAQT"	P/COPY	12.00	12.00	12.00	12.00	12.00	12.00
WEEKLY "AKHBAR-E-JAHAN"	P/COPY	55.00	55.00	55.00	55.00	55.00	55.00
WEEKLY "MAG"	P/COPY	45.00	45.00	45.00	45.00	45.00	45.00
MONTHLY "NAUNEHAL DIGEST"	P/COPY	35.00	35.00	35.00	35.00	35.00	35.00
PAPER FOOLSCAPE (27"x17")	QUIRE	20.00	20.00	37.50	32.50	47.50	25.00
EXERCISE.BOOK LINED 80/100 PGS	EACH	71.67	65.00	60.00	55.00	45.00	60.00
PENCILGOLDFISH/DEER	EACH	5.17	5.00	5.50	5.00	5.00	7.50
PEN INK DOLLOR 57 ML BOTTLE	EACH	20.00	20.00	20.00	20.00	20.00	20.00
PHOTOSTATE PAPER 70 GM	PRT	323.33	330.00	320.00	282.50	350.00	350.00
BALL PEN (local)	EACH	5.50	6.00	7.00	6.50	5.00	5.00
FOUNTAIN PEN HERO/WINGS/CHINA	EACH	44.17	50.00	55.00	35.00	40.00	50.00
PRIVATE SCHOOL FEE ENGLISH MED. AVG. STANDARD (CLASS I)	P/MONTH	1916.67	2000.00	1512.50	575.00	500.00	1000.00
PRIVATE SCHOOL FEE ENGLISH MED. AVG. STANDARD (CLASS V)	P/MONTH	2016.67	2300.00	1797.50	700.00	800.00	1000.00
PRIVATE SCHOOL FEE ENGLISHMED. AVG. STANDARD (CLASS VI)	P/MONTH	2033.33	2300.00	1847.50	775.00	1000.00	1250.00
PRIVATE SCHOOL FEE ENGLISH MED. AVG. STANDARD (CLASS X)	P/MONTH	2125.00	2800.00	2287.50	900.00	1800.00	2000.00
PRIVATE MEDICLE COLLEGE FEE MBBS (IST YEAR)	P/MONTH	50000.00	0.00	50000.00	0.00	0.00	0.00
PRIVATE ENGINEERING COLLEGE FEE (ISTR YEAR)	P/MONTH	15000.00	15000.00	0.00	0.00	0.00	0.00
GOVT. COLLEGE FEE IST. YEAR	MONTH	42.09	42.09	42.09	42.09	42.09	42.09
GOVT. COLLEGE FEE 4TH. YEAR	MONTH	54.90	54.79	50.00	50.00	39.59	39.59
GOVT. UNIVERSITY FEE MSC.	MONTH	1487.93	1487.93	539.58	620.00	540.00	540.00
GOVT. MED. COLLEGE FEE MBBS	MONTH	641.67	641.66	641.66	642.00	641.66	641.66
GOVT. ENGG. COLL. FEE I YEAR	MONTH	595.83	595.83	0.00	404.17	595.83	0.00

Contd.

7.11 Intercity Consumer Prices June, 2015

Description	Unit	Peshawar	Mardan	Abbott- abad	Bannu	D.I. Khan	Mingora
COACHING FEE FOR CLASS IX/X	P/MONTH	2500.00	2500.00	1200.00	700.00	1000.00	1750.00
COACHING CHARGES FOR CLASS IST YEAR/INTER (SCIENCE)	P/MONTH	3000.00	3000.00	1500.00	700.00	1100.00	2750.00
COACHING CHARGES FOR CLASS IST YEAR/INTER (COMMERCE)	P/MONTH	3000.00	3000.00	1000.00	750.00	1000.00	950.00
I.T. TUITION FEES	P/MONTH	5277.83	5000.00	4166.00	2500.00	2100.00	0.00
MBA TUITION FEES	P/MONTH	6369.50	6000.00	3000.00	3000.00	2100.00	0.00
BREAD TANDOORI ST. SIZE	EACH	10.00	10.00	10.00	10.00	6.00	10.00
COOKED MUTTON (AV. HOTEL)	PLATE	150.00	120.00	150.00	150.00	140.00	145.00
COOKED BEEF (AV. HOTEL)	PLATE	120.00	100.00	90.00	90.00	100.00	117.50
COOKED DAL (AV. HOTEL)	PLATE	60.00	60.00	57.50	47.50	70.00	62.50
CHICKEN BIRYANI FULL/DOUBLE	PLATE	133.33	120.00	140.00	120.00	145.00	190.00
TEA PREPARED (ORDINARY)	CUP	15.00	20.00	17.50	15.00	15.00	17.50
HAIRCUT CHARGES FOR MEN	P/CUT	141.67	120.00	85.00	70.00	55.00	75.00
BEAUTY PORL HAIR STYL CHARGE	P/STY.	250.00	225.00	400.00	167.50	140.00	450.00
SHAVING CHARGES	PER SHV	76.67	80.00	42.50	37.50	32.50	52.50
LIPSTICK S.MISS/MEDORA	EACH	110.00	120.00	100.00	100.00	100.00	90.00
NAIL POLISH S.MISS/MEDORA	EACH	100.00	100.00	105.00	100.00	100.00	85.00
PERFUME MED.SIZE MEDORA/BROACH	EACH	193.33	200.00	110.00	120.00	180.00	150.00
HAIR-OIL AMLA/CHAMBELI	BOTTLE	115.00	115.00	120.00	120.00	85.00	100.00
TOILET SOAP LUX 95 GRAMS	EACH	34.70	34.70	34.70	34.70	34.70	34.70
TOILET SOAP LIFEBOUY 140 GRM	EACH	37.00	37.00	36.00	36.00	36.00	36.00
TOILET SOAP SAFEGUARD BATH SIZE	EACH	48.00	48.00	48.00	50.00	48.00	48.00
TOOTHPASTE MACKLINES 70 GRM	EACH	50.00	50.00	50.00	50.00	50.00	50.00
TOOTHPAST MED SIZE CLGATE 70 GMS	EACH	60.67	60.67	60.67	60.67	60.67	60.67
TOOTHBRUSH SHEILD A/PLAUQUE	EACH	45.00	45.00	42.50	32.50	40.00	46.25
TOOTHPOWDER DENTONIC 90 GRM	EACH	25.00	25.00	25.00	25.00	25.00	25.00
HAIR-COLOUR BEGIN (6 GMS)	EACH	100.00	100.00	90.00	95.00	95.00	100.00
HAIR COLOUR (KALAKOLA)	BOTTLE	130.00	130.00	130.00	120.00	125.00	120.00
FACECREAM PONDS (MEDIUM)	EACH	110.00	110.00	110.00	120.00	110.00	120.00
TALC POWDER VICE ROAY,B.CAT	EACH	120.00	145.00	120.00	120.00	110.00	110.00
BLADE TREET ORDINARY 10'S	PKT.	30.83	35.00	30.00	30.00	30.00	30.00
BLADE 7-O-CLOCK STAIN. 5'S	PKT.	35.00	35.00	30.00	30.00	30.00	32.50
SHAMPOO SUNSILK/PAINTIN 100 ML	BOTTLE	100.00	100.00	100.00	100.00	110.00	110.00
BEAUTY CREAM (FAIR & LOVELY)	EACH	85.00	85.00	155.00	85.00	120.00	115.00
HAIR REMOVING CREAM (EU-CREAM)	TUBE	60.00	60.00	60.00	55.00	55.00	65.00
GEL MEDIUM SIZE	BOTTLE	120.00	120.00	120.00	65.00	85.00	120.00
SHAVING CREAM TOUCH-ME/ADM.	EACH	60.00	60.00	60.00	55.00	55.00	60.00
GOLD TEZABI 24 CT	10 GM.	40510.00	40510.00	39780.00	41350.00	39700.00	40800.00
SILVER TEZABI 24 CT	10 GM.	633.00	633.00	557.00	730.00	565.00	627.00
ARTIFICIAL JEWELLARY SET	SET	950.00	850.00	662.50	800.00	230.00	2125.00
WRIST WATCH GENTS CITIZEN (ORIGINAL) ***	EACH	4000.00	4000.00	2000.00	2500.00	2500.00	2500.00
WRIST WATCH LADIES CITIZEN (ORIGINAL) ***	EACH	4000.00	4000.00	1800.00	2500.00	2500.00	2500.00
WALL CLOCK QUARTZ AV.QLTY	EACH	1350.00	1350.00	525.00	425.00	255.00	650.00
SUITCASE REXIN (24"x16"x6")	EACH	783.33	900.00	1000.00	750.00	725.00	800.00
TRUNK MEDIUM SIZE ***	EACH	4250.00	3800.00	1150.00	1725.00	1300.00	2200.00
PURSE LADIES (LEATHER) AVERAGE QUALITY	EACH	1266.67	975.00	700.00	675.00	500.00	600.00

7.11 Intercity Consumer Prices June, 2015

Description	Unit	Quetta	Turbat	Gawadar	Loralai	Khuzdar	D.M. Jamali
WHEAT	10 KG.	360.00	460.00	480.00	345.00	430.00	300.00
WHEAT FLOUR FINE/SUPERIOR.	KG.	41.00	60.00	58.00	36.00	48.00	37.00
WHEAT FLOUR AVG. QLTY	KG.	39.00	48.00	52.00	35.00	45.00	34.00
WHEAT FLOUR BAG	10 KG.	390.00	500.00	520.00	350.00	450.00	385.00
MAIDA	KG.	60.00	78.00	80.00	60.00	52.00	45.00
SUJI	KG.	60.00	80.00	80.00	60.00	75.00	50.00
BESAN AV. QLTY.	KG.	120.00	110.00	120.00	100.00	110.00	90.00
RICE BASMATI SUP. QLTY.	KG.	150.00	170.00	170.00	136.00	105.00	120.00
RICE BASMATI 385/386	KG.	95.00	90.00	105.00	125.00	65.00	82.50
RICE BASMATI BROKEN AV.QLTY	KG.	80.00	67.50	70.00	80.00	50.00	45.00
RICE IRRI-6 (SINDH/PUNJAB)	KG.	50.00	55.00	56.00	50.00	45.00	37.50
VERMICELLI	KG.	75.00	80.00	70.00	70.00	70.00	70.00
BREAD PLAIN MEDIUM SIZE	EACH	40.00	30.00	30.00	35.00	40.00	30.00
RUSK (PAPAY)	KG.	135.00	160.00	160.00	160.00	150.00	120.00
BISCUITS-PACKED	PKT	35.00	35.00	35.00	35.00	35.00	35.00
BISCUIT-BAKERY (LOOSE)	250 GM	55.00	56.00	60.00	55.00	80.00	70.00
CORNFLAKS FAUJI 225 GM.	PKT	162.00	153.00	154.00	120.00	153.00	180.00
SAMOSA (VEGATABLE)	EACH	12.00	7.00	6.00	15.00	6.00	10.00
PASTRY AV.QLTY.	EACH	22.50	20.00	20.00	22.50	15.00	20.00
PATTIES (VEGATABLES)	EACH	25.00	20.00	20.00	20.00	15.00	17.00
NIMCO	250 GM	45.00	70.00	70.00	75.00	80.00	65.00
CHIPS	250 GM	50.00	65.00	80.00	60.00	80.00	65.00
BEEF WITH BONE AV.QLTY.	KG	365.00	350.00	380.00	300.00	320.00	260.00
MUTTON AV.QLTY.	KG	600.00	650.00	650.00	560.00	530.00	540.00
CHICKEN FARM BROILER (LIVE)	KG	220.00	290.00	300.00	300.00	225.00	190.00
FISH-RAHU MEDIUM SIZE	KG	330.00	350.00	335.00	260.00	250.00	225.00
MILK FRESH (UNBOILED)	LTR.	85.00	110.00	110.00	85.00	80.00	80.00
CURD	KG.	100.00	120.00	120.00	90.00	90.00	120.00
MILK TETRA PACK 1/2 LTR.	PKT.	60.00	64.00	60.00	60.00	50.00	50.00
LACTOGEN 400 GRAMS	PKT.	425.00	425.00	425.00	435.00	435.00	435.00
POWDER MILK NIDO 400GM.	PKT	350.00	350.00	350.00	350.00	350.00	345.00
MILK POWDER LOOSE/PACKED	KG.	400.00	500.00	495.00	400.00	675.00	475.00
BUTTER LOCAL PACKED	50 GM.	24.00	30.00	30.00	0.00	30.00	30.00
EGGS FARM	DOZ	95.00	96.00	90.00	160.00	75.00	100.00
MUSTARD OIL AV.QLTY.	KG.	190.00	200.00	210.00	180.00	180.00	165.00
COOKING OIL (DALDA)	2.5LTR	490.00	505.00	505.00	485.00	485.00	445.00
COOKING OIL (PAKWAN) OTHER BRAND SPECIFY	2.5 LTR	450.00	510.00	530.00	500.00	485.00	460.00
VEGETABLE GHEE TIN	2.5KG.	480.00	510.00	510.00	400.00	495.00	440.00
VEGETABLE GHEE (LOOSE)	KG.	170.00	180.00	170.00	116.00	130.00	170.00
DATES AV.QLTY.	KG.	185.00	100.00	120.00	210.00	90.00	200.00
PISTACHIO AV.QLTY.	50 GM.	60.00	60.00	65.00	60.00	130.00	55.00
ALMONDS WHOLE AV.QLTY.	KG.	445.00	530.00	525.00	600.00	800.00	725.00
COCONUT DRY AV.QLTY.	KG.	240.00	200.00	200.00	220.00	400.00	270.00
RAISINS AV.QLTY.	50 GM.	22.50	20.00	20.00	14.00	60.00	27.50
GROUNDNUTS (WITH SHELL)	KG.	140.00	145.00	150.00	180.00	200.00	240.00
MALTA/MOSAMBI	DOZ	0.00	0.00	0.00	0.00	0.00	0.00
KINNU	DOZ	0.00	0.00	0.00	0.00	0.00	0.00
APPLE	KG	140.00	120.00	125.00	150.00	100.00	175.00
ALOO BUKHARA	KG	120.00	200.00	210.00	200.00	200.00	180.00
POMEGRANATE (ANNAR)	KG	0.00	0.00	0.00	0.00	0.00	0.00
GRAPES	KG	0.00	0.00	0.00	0.00	0.00	0.00
BANANAS	DOZ	90.00	85.00	95.00	100.00	60.00	55.00
MANGO KALMI	KG	80.00	105.00	115.00	100.00	50.00	80.00
GUAVA	KG	0.00	0.00	0.00	0.00	0.00	0.00
WATERMELON (TURBOOZ)	KG	30.00	35.00	30.00	35.00	30.00	20.00
MUSKMELON (KHARBOOZA)	KG	45.00	40.00	30.00	60.00	40.00	20.00
SWEETMELON (GARMA)	KG	0.00	0.00	0.00	0.00	0.00	0.00
PULSE MASOOR (WHOLE)	KG.	140.00	130.00	129.00	120.00	100.00	140.00
PULSE MASOOR (WASHED)	KG.	145.00	130.00	135.00	120.00	115.00	155.00
PULSE MOONG (WASHED)	KG.	190.00	150.00	152.50	160.00	145.00	180.00
PULSE MASH (WASHED)	KG.	225.00	155.00	155.00	180.00	140.00	145.00

7.11 Intercity Consumer Prices June, 2015

Description	Unit	Quetta	Turbat	Gawadar	Loralai	Khuzdar	D.M. Jamali
							Contd.
PULSE GRAM	KG.	120.00	95.00	100.00	121.25	110.00	80.00
GRAM WHOLE BLACK AV.QLTY.	KG.	105.00	120.00	120.00	120.00	150.00	110.00
GRAM WHOLE YELLOW AV.QLTY	KG.	150.00	160.00	160.00	120.00	170.00	160.00
BEANS (LAL LOBIA)	KG.	140.00	90.00	90.00	120.00	140.00	125.00
POTATOES	KG	16.00	30.00	35.00	30.00	20.00	20.00
ONION	KG	47.50	45.00	45.00	50.00	30.00	37.50
TURNIP	KG	0.00	0.00	0.00	0.00	0.00	0.00
RADISH	KG	0.00	0.00	0.00	0.00	0.00	0.00
TOMATOES	KG	55.00	75.00	85.00	80.00	50.00	85.00
CABBAGE	KG	0.00	0.00	0.00	0.00	0.00	0.00
CAULIFLOWER	KG	0.00	0.00	0.00	0.00	0.00	0.00
BRINJAL	KG	37.50	80.00	75.00	50.00	30.00	20.00
PUMPKIN	KG	47.50	50.00	45.00	50.00	0.00	50.00
BOTTLEGOURD	KG	47.50	195.25	70.00	40.00	30.00	40.00
LADY FINGER	KG	77.50	70.00	85.00	60.00	55.00	45.00
PEAS	KG	0.00	0.00	0.00	0.00	0.00	0.00
SPINACH	KG	0.00	0.00	0.00	0.00	0.00	0.00
TINDA	KG	27.50	65.00	75.00	50.00	46.50	35.00
TURAI	KG	57.50	75.00	85.00	60.00	50.00	65.00
KARAILA	KG	47.50	85.00	95.00	60.00	50.00	35.00
ARVI	KG	37.50	56.00	70.00	80.00	0.00	90.00
CHILLIES GREEN	KG	35.00	100.00	110.00	120.00	75.00	45.00
CARROT	KG	0.00	0.00	0.00	0.00	0.00	0.00
COCUMBER (KHEERA)	KG	37.50	75.00	85.00	40.00	40.00	20.00
LEMON	250GM	47.50	80.00	75.00	50.00	80.00	80.00
SUGAR REFINED	KG.	64.00	70.00	71.00	70.00	60.00	59.00
GUR AV.QLTY	KG.	85.00	95.00	90.00	70.00	80.00	65.00
HONEY LANGANESE 500 GM.	BOTTLE	740.00	650.00	700.00	610.00	500.00	800.00
MILO 200 GM.	BOTTLE	185.00	150.00	150.00	200.00	200.00	220.00
CUSTARD POWDER RAFHAN 300 GM.	PKT	75.00	80.00	80.00	80.00	70.00	75.00
TOFFEE (HILAL)	EACH	1.00	2.00	2.50	1.00	1.00	2.00
CHOWKELATE CANDY (SMALL SIZE)	EACH	5.00	5.00	5.00	5.00	5.00	5.00
SWEETMEAT (MIXED)	KG	250.00	350.00	350.00	250.00	300.00	285.00
ICE CREAM WALLS	CUP.	40.00	40.00	40.00	40.00	40.00	40.00
ICE	KG	15.00	15.00	20.00	12.00	20.00	12.50
JAM AHMED/MITCHELLES	BOTTLE	140.00	115.00	115.00	140.00	190.00	125.00
SQUASH-MITCHELLES	BOTTLE	160.00	142.50	150.00	150.00	150.00	150.00
ROOH AFZA	BOTTLE	160.00	150.00	155.00	150.00	145.00	150.00
JAM-E-SHIREEN	BOTTLE	160.00	150.00	150.00	150.00	155.00	150.00
SAUNF	50 GM	13.50	14.50	14.00	15.00	30.00	15.00
CINAMON LOOSE AV. QLTY	50 GM.	22.50	30.00	40.00	25.00	30.00	22.50
CUMINSEED WHITE NATIONAL	50 GM.	50.00	51.00	50.00	54.00	50.00	54.00
PEPPER BLACK NATIONAL	50 GM.	96.00	74.00	75.00	96.00	80.00	96.00
CLOVES LOOSE AV.QLTY	50 GM.	86.00	50.00	50.00	100.00	80.00	120.00
CARDAMOM LARGE LOOSE AV.QLTY	50 GM.	145.00	60.00	70.00	150.00	160.00	105.00
CARDAMOM SMALL AV.QLTY	50 GM.	180.00	150.00	150.00	150.00	180.00	65.00
SALT-POWDERED (LAHORI) LOOSE	KG.	10.00	10.00	10.00	12.00	10.00	10.00
SALT POWDERED (NATIONAL/SHAN)	PKT	25.00	20.00	25.00	25.00	25.00	25.00
CHILLIES POWD.NATIONAL 200GM	PKT	105.00	105.00	105.00	105.00	105.00	105.00
CHILLIES POWDER LOOS	KG.	310.00	350.00	350.00	300.00	240.00	255.00
CORRIANDER SEED POWD.NATIONAL	PKT	80.00	80.00	80.00	104.00	100.00	87.00
CORRIANDER SEED (LOOSE)	KG.	230.00	150.00	290.00	200.00	300.00	245.00
TURMERIC POWD.NATIONAL 50GM	PKT.	35.00	35.00	35.00	35.00	39.00	35.00
CURRY POWD. NATIONAL 200 GM	PKT.	87.00	86.00	86.00	86.00	86.00	86.00
TOMATO KETCHUP AHMED/MITCHL	BOTTLE	85.00	80.00	80.00	96.00	90.00	95.00
PICKLES AHMED/MITCHELLES	BOTTLE	105.00	100.00	100.00	110.00	110.00	92.50
VINEGAR SYNTHETIC (SIRKA)	BOTTLE	85.00	50.00	60.00	80.00	50.00	75.00
GARLIC	KG	120.00	155.00	160.00	100.00	140.00	120.00
GINGER	KG	120.00	190.00	200.00	200.00	180.00	240.00
TAPAL DANEDAR TEA 200GM PACKET	PKT	136.84	136.84	136.84	126.32	126.32	136.84
TEA LIPTON YELLOW LABEL 200GM.	PKT.	149.47	149.47	149.47	131.58	149.47	149.47

Contd.

7.11 Intercity Consumer Prices June, 2015

Description	Unit	Quetta	Turbat	Gawadar	Loralai	Khuzdar	D.M. Jamali
TEA LOOSE KENYA AV.QLTY 250GM.	PKT.	112.50	160.00	170.00	120.00	140.00	160.00
COFFEE-NESCAFE 75 GM. **	BOTTLE	300.00	290.00	300.00	300.00	270.00	275.00
COLD DRINK (STANDARD SIZ)	BOTTLE	25.00	30.00	30.00	25.00	25.00	25.00
FRUIT JUICE TETRA PACK	PKT.	15.00	20.00	20.00	16.50	20.00	20.00
MINERAL WATER NESTLE 1.5 LTR	BOTTLE	45.00	50.00	50.00	45.00	45.00	50.00
CIGARETTES K-2 10'S **	PKT	60.00	45.00	45.00	50.00	45.00	45.00
CIGARETTES CAPSTAN 10'S **	PKT	60.00	60.00	60.00	60.00	60.00	60.00
CIGARETTES GOLD LEAF 20'S	PKT	120.00	110.00	110.00	110.00	110.00	115.00
CIGARETTES MORVEN GOLD 20'S	PKT	60.00	60.00	60.00	60.00	60.00	60.00
BETEL LEAVES	50GM.	40.00	40.00	40.00	35.00	50.00	55.00
BETEL NUTS	KG.	235.00	240.00	240.00	240.00	350.00	200.00
LONG CLOTH 57" GUL AHMED/AL-KARAM	METER	170.00	180.00	180.00	171.25	190.00	225.00
SHIRTING AV.QLTY.	METER	150.00	150.00	150.00	135.00	160.00	155.00
PANT CLOTH W & WEAR AV.QLTY	METER	300.00	270.00	300.00	370.00	180.00	200.00
LAWN PRINTED GUL AHMED/AL-KARAM	METER	180.00	150.00	150.00	190.00	180.00	205.00
GEORGETTE AV.QLTY	METER	105.00	80.00	80.00	145.00	95.00	70.00
LINEN AV.QLTY ***	METER	85.00	70.00	75.00	130.00	140.00	100.00
HEAVY WT SUITING LAWERNCPUR AVG QLTY	METER	1100.00	1100.00	1100.00	1000.00	1100.00	900.00
HEAVY WT SUITING LAWERNCPUR SUP QLTY	METER	1300.00	1300.00	1300.00	1500.00	1300.00	1300.00
TROPICAL SUITING LAW.PUR	METER	950.00	950.00	950.00	1000.00	950.00	950.00
PANT BOY 24"/26" LENGTH.	EACH	375.00	300.00	360.00	500.00	850.00	325.00
SHIRT BOY 24"/26" LENGTH	EACH	275.00	300.00	330.00	300.00	800.00	325.00
SCHOOL UNI. PANT,SHIRT BOYS	SUIT	900.00	825.00	800.00	550.00	850.00	485.00
SCHOOL UNI. KAMEEZ,SHAL.BOYS	SUIT	1000.00	750.00	700.00	462.50	800.00	350.00
SCHOOL UNI. KAMEEZ,SHAL.GIRL	SUIT	1100.00	750.00	800.00	470.00	800.00	500.00
FROCK W/WEAR GIRLS	EACH	450.00	200.00	245.00	475.00	700.00	350.00
AWAMI-SUIT W & W(BOY) 24"/26	SUIT	475.00	900.00	800.00	500.00	500.00	550.00
AWAMI-SUIT W&W (GENTS)AV.QLTY	SUIT	675.00	850.00	850.00	700.00	700.00	1100.00
PULLOVER GENTS OXFORD/BON.	EACH	3250.00	2000.00	2000.00	2800.00	2000.00	1900.00
PULLOVER LADIES OXFORD/BON.	EACH	3350.00	2150.00	2175.00	3000.00	2750.00	1700.00
PULLOVER (GENTS) OTHERS A.QTY	EACH	725.00	500.00	575.00	1100.00	750.00	1500.00
SECOND-HAND COAT FOR MEN	EACH	300.00	250.00	250.00	343.75	280.00	225.00
SECONDHAND SWEETER FOR MEN DUP QLTY	EACH	350.00	200.00	200.00	350.00	220.00	200.00
SECONDHAND WINTER JACKET	EACH	325.00	275.00	275.00	275.00	220.00	275.00
UNDERWEAR AV.QLTY MEDIUM SIZE	EACH	65.00	90.00	90.00	70.00	170.00	65.00
VEST FOR MEN AV.QLTY.	EACH	75.00	115.00	105.00	86.25	150.00	130.00
VEST/SHAMEEZ (WOMEN) AVG. QLTY	EACH	105.00	160.00	170.00	105.00	300.00	100.00
SOCKS NYLON (PAKISTANI)	PAIR	67.50	120.00	120.00	75.00	70.00	55.00
BRASSIER AV.QLTY.	EACH	100.00	120.00	120.00	107.50	200.00	130.00
BRASSIER SUP QLTY	EACH	250.00	190.00	200.00	300.00	300.00	212.50
DOPATTA GEORGETTE AV.QLTY.	EACH	210.00	280.00	300.00	185.00	250.00	190.00
DOPATTA COTTON AV GLTY	EACH	125.00	190.00	215.00	112.50	250.00	140.00
CHADDAR (W/WEAR) (2x2.5 MTR)	EACH	230.00	280.00	300.00	290.00	300.00	525.00
LUNGI/DHOTI(COTTON) AVG. QLTY	EACH	240.00	245.00	270.00	450.00	275.00	200.00
HANDKERCHIEF AVG. QLTY PAK	EACH	30.00	50.00	45.00	32.50	50.00	45.00
HANDKERCHIEF SUP. QLTY PAK	EACH	50.00	65.00	70.00	45.00	70.00	65.00
GLOVES AV QLTY	PAIR	55.00	85.00	85.00	60.00	200.00	45.00
AZARBAND COTTON AVG. QLTY	EACH	12.50	20.00	20.00	13.50	20.00	30.00
SEWING THREAD/REEL(ASLI PARI)	EACH	4.00	7.00	7.00	7.00	6.00	5.50
WASHING CHARGES PAINT & SHIRT	SUIT	65.00	45.00	50.00	75.00	170.00	55.00
DRY CLEANING SUIT COAT PANT	SUIT	150.00	200.00	245.00	150.00	175.00	155.00
WASHING CH. (KAMIZ-SHALWAR)	PAIR	40.00	45.00	45.00	45.00	55.00	55.00
TAILORING SHIRT	EACH	265.00	250.00	250.00	300.00	250.00	275.00
TAILORING CHARGES PANT (MEN)	EACH	425.00	375.00	375.00	400.00	375.00	500.00
TAILORING COAT-PANT SUIT	SUIT	3250.00	3250.00	3250.00	3500.00	3250.00	3500.00
TAILORING AWAMI-SUIT (MALE)	SUIT	475.00	550.00	550.00	500.00	450.00	475.00
TAILORING SUIT FEMALE	SUIT	475.00	400.00	400.00	500.00	375.00	325.00
GENTS SHOES PAUL BATA	PAIR	1199.00	1199.00	1199.00	1199.00	1199.00	1199.00
GENTS SANDAL BATA	PAIR	699.00	699.00	699.00	699.00	699.00	699.00
GENTS SPOUNG CHAPPAL BATA	PAIR	179.00	179.00	179.00	179.00	179.00	179.00
LADIES SANDAL BATA	PAIR	499.00	499.00	499.00	499.00	499.00	499.00

Contd.

7.11 Intercity Consumer Prices June, 2015

Description	Unit	Quetta	Turbat	Gawadar	Loralai	Khuzdar	D.M. Jamali
LADIES SPOUNG CHAPPAL BATA	PAIR	179.00	179.00	179.00	179.00	179.00	179.00
CHILD SHOE POWER LITE BATA	PAIR	599.00	599.00	599.00	599.00	599.00	599.00
GENTS SHOE, ART 1109 SERVICE	PAIR	999.00	999.00	999.00	999.00	999.00	999.00
NYLON JOGGER 27 SIZE 2-5 ***	PAIR	1299.00	1299.00	1299.00	1299.00	1299.00	1299.00
CHINA FOOT WEAR AV. QLTY (MALE) *	PAIR	475.00	850.00	750.00	500.00	200.00	550.00
CHINA FOOT WEAR AV. QLTY (FEMALE) *	PAIR	300.00	600.00	600.00	350.00	200.00	425.00
CHINA FOOT WEAR AV. QLTY (CHILDREN) *	PAIR	285.00	550.00	600.00	300.00	200.00	275.00
SHOE REPAIR HALF SOLE	PAIR	90.00	120.00	100.00	55.00	80.00	85.00
SHOES POLISH CHARGES AVERAGE SHOP	PAIR	20.00	30.00	30.00	17.50	20.00	12.50
HOUSE RENT (combined)	MONTH	9882.00	3569.00	5429.00	4054.00	1997.00	3398.00
rent 2	pm	9882.00	3569.00	5429.00	4054.00	1997.00	3398.00
RENT3	PM	9882.00	3569.00	5429.00	4054.00	1997.00	3398.00
RENT4	PM	9882.00	3569.00	5429.00	4054.00	1997.00	3398.00
RENT5	PM	9882.00	3569.00	5429.00	4054.00	1997.00	3398.00
RENT6	PM	9882.00	3569.00	5429.00	4054.00	1997.00	3398.00
SYNTHETIC ENEMAL ROBIALAC BALTI 3.64 LTR.	EACH	1615.00	1600.00	1600.00	1550.00	1900.00	1700.00
SYNTHETIC ENEMAL ICI BALTI 3.64 LTR.	EACH	1875.00	1700.00	1750.00	1650.00	1900.00	1450.00
CEMENT (LOCAL) SPECIFY BRAND NAME	BAG	550.00	550.00	560.00	470.00	550.00	515.00
BRICKS (NEW) IST CLASS	P/1000	6250.00	0.00	0.00	6500.00	5000.00	5750.00
CEMENT BLOCKS (6"x8"x12")	P/100	0.00	1900.00	2000.00	0.00	1800.00	0.00
BAJREE	100CFT	4250.00	3400.00	3900.00	2775.00	4800.00	2200.00
SAND (BLACK PIT SAND)	K100CFT	3250.00	3000.00	3000.00	2300.00	0.00	2000.00
TIMBER SHESHAM LOG IST QUALITY	cubmt.	5582.00	0.00	0.00	0.00	0.00	0.00
IRON BAR (M.S. BAR) 1/2"	P/TON	7800.00	7700.00	7750.00	7450.00	9000.00	7450.00
CARPANTER WAGE RATE	P/DAY	900.00	1000.00	1000.00	1000.00	1000.00	600.00
MASON (RAJ) WAGE RATE	P/DAY	1100.00	1250.00	1400.00	900.00	950.00	700.00
UNSKILLED LABOUR WAGE RATE	P/DAY	550.00	650.00	650.00	550.00	350.00	375.00
PLUMBER WAGE RSTE	P/DAY	800.00	1000.00	1000.00	1100.00	1000.00	650.00
ELECTICIAN WAGE RATE PER DAY **	P/DAY	750.00	1000.00	1050.00	700.00	0.00	550.00
ELECTICIAN WAGE RATE PER POINT **	P/PNT	150.00	100.00	100.00	175.00	100.00	125.00
WATER CHARGES PER HOUSE	P/MONTH	125.00	150.00	250.00	0.00	190.00	300.00
ELECT.CHARGES UPTO 50 UNITS	P/UNIT	2.00	2.00	2.00	2.00	2.00	2.00
ELECT.CHARGES 01 - 100 UNIT	P/UNIT	5.79	5.79	5.79	5.79	5.79	5.79
ELECT.CHARGES 101 - 300 UNIT	P/UNIT	9.90	9.90	9.90	9.90	9.90	9.90
ELECT.CHARGES 301 - 1000 UNIT	P/UNIT	15.63	15.63	15.63	15.63	15.63	15.63
ELECT.CHARGES ABOVE 1000 UNIT	P/UNIT	17.71	17.71	17.71	17.71	17.71	17.71
ELEC	PM	10.21	10.21	10.21	10.21	10.21	10.21
GAS CHRg upto 3.3719 MMBUT	MMBTU	124.18	0.00	0.00	0.00	0.00	124.18
GAS CHRg 3.3719 - 6.7438 MMBUT	MMBTU	248.37	0.00	0.00	0.00	0.00	248.37
GAS CHRg 6.7438 - 10.1157 MMBUT	MMBTU	248.37	0.00	0.00	0.00	0.00	248.37
GAS CHRg10.1157 - 13.4876 MMBUT	MMBTU	620.91	0.00	0.00	0.00	0.00	620.91
GAS	PM	620.91	0.00	0.00	0.00	0.00	620.91
GAS	PM	372.55	0.00	0.00	0.00	0.00	372.55
KEROSENE OIL	LTR	76.00	125.00	125.00	90.00	90.00	115.00
FIREWOOD WHOLE	40 KG.	575.00	360.00	400.00	400.00	400.00	375.00
CHAIR SHESHAM WOOD WITH ARMS **	EACH	1150.00	2000.00	2000.00	1350.00	1500.00	1550.00
CHAIR PLASTIC (CHAIRMAN) AVERAGE QUALITY	EACH	550.00	700.00	750.00	587.50	1200.00	750.00
TABLE SHESHAM WOOD (4X2X5") ***	EACH	5500.00	3900.00	3700.00	4500.00	4500.00	5625.00
SOFASET WOODEN WITH FOAM SEAT **	SET	3000.00	1000.00	8500.00	1000.00	1200.00	1200.00
COT IRON (WITH NIWAR)AV.QLTY.	EACH	2600.00	2500.00	2450.00	2550.00	2000.00	2800.00
ALMIRAH (STEEL) 6'X3' 20 GUAGE	EACH	9000.00	10000.00	10000.00	6750.00	11000.00	13000.00
DINNING TABLE 6 CHAIRS A.QLTY	SET	13000.00	24000.00	20000.00	11000.00	10500.00	15500.00
SINGLE BED WITHOUT FOAM MED.	EACH	6500.00	3700.00	3600.00	4500.00	8000.00	5750.00
MATRESS SINGLE(4"THICK)	EACH	3750.00	3500.00	2950.00	3900.00	4000.00	5000.00
FARSHI DARI 12'X9' AV.QLTY	EACH	1000.00	500.00	500.00	1000.00	2500.00	1200.00
DARI COTTON (6'x2 1/2') AV.QL	EACH	475.00	383.33	300.00	500.00	1500.00	425.00
CARPET PLAIN AV. QLTY	SQFT.	61.25	48.67	50.00	35.00	35.00	45.00
QUILT (LIHAF) 3 KG. COTTON	EACH	700.00	550.00	500.00	625.00	1200.00	675.00
BLANKET (90" x 54")	EACH	2000.00	2500.00	2500.00	2000.00	3000.00	3750.00
BEDSHEET SINGLE BED SUP.QLTY	EACH	575.00	380.00	380.00	500.00	1000.00	550.00
BED SHEET DOUBLE WITH TWO PILLOW COVERS SUP QLTY	SET	575.00	490.00	445.00	550.00	1200.00	800.00

Contd.

7.11 Intercity Consumer Prices June, 2015

Description	Unit	Quetta	Turbat	Gawadar	Loralai	Khuzdar	D.M. Jamali
TOWEL(3'x2') AV. QALTY	EACH	150.00	200.00	215.00	206.25	350.00	120.00
CEILING FAN 48" SUPER QLTY **	EACH	2650.00	3700.00	3600.00	2500.00	3000.00	3500.00
PEDESTAL FAN 22" SUPER QLTY	EACH	3600.00	3500.00	3500.00	3500.00	3500.00	4100.00
REFG. DAWLENCE 10 CFT. D.DOOR	EACH	29500.00	36000.00	37000.00	26300.00	38000.00	32000.00
D-FREEZER WAVES 8 CFT.	EACH	25000.00	33000.00	33000.00	25000.00	35000.00	25500.00
AIRCONDITIONER 1.5 TON PEL	EACH	45000.00	43500.00	43300.00	40000.00	46000.00	44500.00
SPLIT AIR CONDITIONER 1.5 TON (SPECIFY BRAND NAME)	EACH	47000.00	47000.00	47250.00	43500.00	40000.00	47500.00
AIRCOOLER SUPER ASIA	EACH	11500.00	9500.00	9500.00	11500.00	10500.00	10000.00
WASHING MACHINE SINGER	EACH	15200.00	14700.00	14700.00	15000.00	14700.00	14700.00
SEWING MACHINE(SINGER)	EACH	5210.00	5400.00	5250.00	5400.00	5210.00	5210.00
GIZER LARGE SIZE 30 GALLON CAPACITY SUP QLTY	EACH	12500.00	10000.00	10000.00	12000.00	17000.00	14750.00
GAS BURNER DOUBLE SPFY.BRAND	EACH	1250.00	1350.00	1200.00	1700.00	2200.00	1500.00
ELECT. IRON PHILIPS MDL.1120	EACH	1150.00	1300.00	1200.00	1200.00	1200.00	1450.00
ELECTRIC JUICER FOR APPLE	EACH	3800.00	3700.00	3600.00	3500.00	2500.00	4000.00
S.STEEL DEGHCHI MEDIUM SIZE ***	EACH	500.00	700.00	700.00	500.00	650.00	575.00
ALUMINIUM COOKING PAN (DEGCHI) MED SIZE	EACH	425.00	550.00	600.00	400.00	950.00	500.00
NON STICK COOKING PAN (DEGCHI) SUP. QLTY	EACH	350.00	725.00	700.00	345.00	400.00	650.00
FRYING PAN STEEL AVG. QLTY MED. SIZE	EACH	260.00	250.00	200.00	200.00	800.00	475.00
TAWA IORN (MEDIUM SIZE) AVG. QLTY	EACH	200.00	275.00	275.00	200.00	400.00	300.00
S.STEEL PLATE A.QLTY.(M.SIZE)	EACH	85.00	90.00	80.00	42.50	120.00	65.00
TABLE SPOON S.STEEL SUP.QLTY.	DOZEN	325.00	240.00	250.00	300.00	450.00	420.00
WATER SET JUG+6 GLASSES (OMROC)	SET	340.00	400.00	400.00	750.00	900.00	450.00
TEA SET PAK. CHINAWARE 21 PCS.	SET	1100.00	1200.00	800.00	2500.00	1300.00	1950.00
DINNER SET PLASTIC 72 PIECES SUPERIOR QLTY	SET	4750.00	3350.00	2650.00	3000.00	2200.00	4450.00
HOTPOT SET PLASTIC 3 PCS.	SET	1050.00	900.00	900.00	1150.00	1300.00	1900.00
BUCKET(BALTI) PLASTIC MED.SIZ	EACH	285.00	370.00	365.00	350.00	300.00	275.00
LOTA PLASTIC (MED SIZE) AVERAGE QUALITY	EACH	40.00	60.00	60.00	50.00	60.00	60.00
PRESURE COOKER 4 LTR.	EACH	1100.00	950.00	750.00	1400.00	1300.00	1225.00
WATER COOLER 9/10 LTR.PLASTIC ***	EACH	500.00	435.00	475.00	550.00	500.00	950.00
THERMOS STARVAC 1 LTR	EACH	375.00	490.00	580.00	425.00	500.00	350.00
BULB PHILIPS 100-WATTS	EACH	30.00	30.00	30.00	25.00	30.00	25.00
TUBE LIGHT PHILIPS 40 WATTS	EACH	100.00	135.00	130.00	110.00	100.00	95.00
ELECTRIC BLUBS "0" WATTE LOCAL	EACH	20.00	25.00	20.00	20.00	20.00	25.00
ELECTRIC BLUB ENERGY SAVER 14 WATTS	EACH	180.00	120.00	130.00	140.00	150.00	180.00
WASHING SOAP 250 GMS SPECIFY BRAND NAME	EACH	30.00	24.00	25.00	29.50	30.00	35.00
SURF EXCEL 400 GMS POLY BAG	EACH	110.00	110.00	110.00	125.00	125.00	125.00
WASHING POWDER 1000 GRM	EACH	175.00	192.50	185.00	175.00	175.00	185.00
WASHING POWDER (WHEEL/ BONUS) 100 GRAMS	EACH	85.00	98.00	100.00	90.00	85.00	95.00
CLEANSER POWDER VIM 1000 GM	PKT.	72.22	72.22	72.22	66.67	66.67	66.67
FINIS 500 ML	BOTTLE	187.50	190.00	180.00	123.75	170.00	165.00
PHNYLE TYPHONE/FINIS/CARRANITE 3 LITRES	BOTTLE	120.00	135.00	140.00	150.00	150.00	115.00
HARPIC	BOTTLE	130.00	132.50	135.00	135.00	125.00	130.00
BOOT POLISH CHERRY/KIWI 50ML	EACH	100.00	80.00	80.00	80.00	80.00	100.00
ROBIN BLUE (35 GRAMS)	PKT.	35.00	25.00	30.00	50.00	25.00	25.00
TISSU PAPER PERFUMED 100 PCS.	PKT	100.00	100.00	95.00	118.75	110.00	90.00
TOILET PAPER ROLL (R.PETEL)	P/ROLL	35.00	35.00	40.00	37.50	40.00	40.00
BOOT POLISH LIQUID CHEERY BLOSSOM KIWI 75 ML	BOTTLE	120.00	120.00	120.00	120.00	120.00	140.00
MATCH BOX SMALL	EACH	1.00	2.00	2.00	2.00	1.50	1.50
DRY CELL 1.5 VOLT(LOCAL)	EACH	15.00	15.00	15.00	25.00	25.00	20.00
HAND STITCHING NEEDLE M.SIZE	PACKET	5.00	8.00	8.00	6.00	10.00	5.00
SEWING MACHINE NEEDLE (SINGER)	EACH	5.00	6.00	6.00	5.00	6.00	5.00
HOUSEHOLD SERVANT FEMALE P/T	P/MNTH	1350.00	4000.00	4000.00	1500.00	3000.00	900.00
MARRIAGE HALL WITH FURNITURE	P/HEAD	80.00	50.00	50.00	50.00	50.00	50.00
SEPTRAN TABLETS	10TAB.	15.00	15.00	15.00	16.00	15.00	16.00
BRUFEN TABS 200-MG.	10TAB.	10.00	10.00	10.00	10.00	10.00	10.00
PANADOL TAB. EXTRA/PLAIN	10TAB.	10.00	10.00	10.00	10.00	10.00	10.00
DISPRIN TAB.	10TAB.	10.00	10.00	10.00	10.00	10.00	10.00
TRISIL TAB.	10 TAB.	10.00	10.00	10.00	10.00	10.00	10.00
FLAGYL TAB. 200 MG.	10TAB.	10.00	10.00	10.00	10.00	10.00	10.00
VENTOLIN TAB. 2MG.	10TAB.	9.00	9.00	9.00	9.00	9.00	9.00
DAONIL TAB. 5 MG.	10TAB.	17.00	17.00	17.00	17.00	17.00	17.00

Contd.

7.11 Intercity Consumer Prices June, 2015

Description	Unit	Quetta	Turbat	Gawadar	Loralai	Khuzdar	D.M. Jamali
ENTOX TAB.	10TAB.	10.00	10.00	10.00	10.00	10.00	10.00
RENITEC TAB. 5 MG.	10TAB.	59.00	59.00	59.00	59.00	59.00	59.00
CAC. 1000 TAB	BOTTLE	122.00	122.00	122.00	122.00	122.00	122.00
AMOXIL CAPSOLE 250 MG.S	10CAP.	36.00	36.00	36.00	36.00	36.00	36.00
CALCIUM SYRUP SANDOZ	BOTTLE	64.00	64.00	64.00	64.00	64.00	64.00
LEDERPLEX SYRUP	BOTTLE	35.00	35.00	35.00	35.00	35.00	35.00
SANCOS SYRUP (50 ML.)	BOTTLE	30.00	30.00	30.00	30.00	30.00	30.00
PHENERGAN SYRUP 120 ML.	BOTTLE	33.00	33.00	33.00	33.00	33.00	33.00
CALPOL SYRUP 60 ML.	BOTTLE	28.00	28.00	28.00	28.00	28.00	28.00
HYDRYLIN SYRUP 120 ML.	BOTTLE	65.00	65.00	65.00	65.00	65.00	65.00
POLYFAX EYE OINTMENT	TUBE	21.00	21.00	21.00	21.00	21.00	21.50
BETNESOL EYE DROPS	BOTTLE	33.89	33.89	33.89	33.89	33.89	33.89
EAR DROPS (CARDISPORINE) ***	BOTTLE	21.00	21.00	21.00	21.00	21.00	21.00
BETNOVATE-N OINTMENT 5 GMS	TUBE	16.00	16.00	16.00	16.00	16.00	16.00
BURNOL CREAM 30 GRM	TUBE	16.00	16.00	16.00	16.00	16.00	16.00
VICKS VAPORUB/BALM	BOTTLE	36.00	36.00	37.00	36.00	36.00	36.00
GLYCRINE SMALL BOTTLE	BOTTLE	45.00	20.00	20.00	30.00	25.00	15.00
JOUHAR JOSHANDA	PKT.	6.00	7.00	7.00	8.00	7.00	6.00
GALXOS-D (450 GRMS)	PKT.	151.88	151.88	151.88	151.88	157.50	157.50
GRIPPE-WATER WOODWARDS	BOTTLE	50.00	55.00	55.00	55.00	55.00	55.00
SANIPLAST ONE PUTTY	EACH	1.50	3.00	3.00	2.00	2.00	1.45
O.R.S. (NIMCOL)	PKT.	15.00	15.00	15.00	15.00	15.00	15.00
DETTOL (MEDIUM)	BOTTLE	46.80	46.80	46.80	46.80	46.80	46.80
COTTON BANDAGE 2" - 4"	EACH	10.00	15.00	15.00	13.00	12.00	10.00
THERMOMETER CHINA	EACH	35.00	50.00	50.00	35.00	50.00	40.00
DOCTOR (MBBS) CLINIC FEE	P/PAT.	200.00	350.00	300.00	200.00	200.00	90.00
URINE TEST (DR) CHARGES	P/TEST	80.00	250.00	300.00	100.00	100.00	85.00
BLOOD TEST (CP) CHARGES	P/TEST	200.00	350.00	350.00	200.00	125.00	225.00
SUGAR TEST (RANDOM/FASTING BOTH) CHARGES	P/TEST	175.00	300.00	300.00	150.00	150.00	200.00
ECG CHARGES	P/TEST	175.00	400.00	400.00	200.00	300.00	150.00
X-RAY (CHEST) CHARGES	P/X-RAY	300.00	350.00	350.00	250.00	230.00	350.00
CAR SUZUKI 800 CC (W/O. A/C)	EACH	0.00	0.00	0.00	0.00	0.00	0.00
CAR SUZUKI 1000 CC	EACH	1044000.00	0.00	0.00	0.00	0.00	0.00
CAR TOYOTA 1300 CC	EACH	1568000.00	0.00	0.00	0.00	0.00	0.00
CAR HONDA CIVIC	EACH	2035000.00	0.00	0.00	0.00	0.00	0.00
MOTORCYCLE HONDA CD-70.	EACH	69500.00	70000.00	69000.00	70000.00	0.00	69750.00
MOTORCYCLE YAMAHA 100CC.	EACH	80600.00	81000.00	81750.00	81000.00	0.00	0.00
MOTOR CYCLE HERO 70 CC	EACH	45000.00	50000.00	0.00	50000.00	0.00	0.00
BICYCLE WITH TYRES & TUBES	EACH	7062.50	6000.00	5200.00	7000.00	0.00	7000.00
TYRE CAR WITH TUBE GENERAL	EACH	3250.00	4000.00	4000.00	3300.00	3000.00	3300.00
TYRE MOTOR CYCLE WITHOUT TUBE	EACH	1050.00	1300.00	1400.00	1100.00	1250.00	1100.00
TYRE CYCLE SPECIFY BRAND NAME	EACH	350.00	300.00	300.00	300.00	450.00	475.00
TYRE CAR W/O TUBE	EACH	2950.00	3500.00	3500.00	2000.00	6600.00	2800.00
PETROL SUPER	LITRE	77.79	77.79	77.79	77.79	77.79	77.79
HIGH SPEED DIESEL HSD	LITRE	87.12	87.12	87.12	87.12	87.12	87.12
CNG	K.G.	76.35	0.00	0.00	0.00	0.00	76.35
GAS CYLINDER STAND. SIZE	EACH	1300.00	1100.00	880.00	1300.00	1100.00	1700.00
MOTOR CYCLE SERVICE CHARGES	EACH	275.00	200.00	200.00	200.00	300.00	200.00
CAR SERVICE CHARGES	EACH	450.00	300.00	500.00	375.00	400.00	300.00
TYRE PUNCTURE CHARGES	EACH	45.00	80.00	85.00	50.00	75.00	65.00
CYCLE OVERHAULING CHARGES	EACH	190.00	150.00	155.00	190.00	200.00	100.00
CAR TAX FOR 800CC TO 1300CC	YEARLY	400.00	400.00	400.00	400.00	400.00	400.00
TRAIN FARE ECO. 1-100 KM.	P/KM.	0.68	0.68	0.68	0.00	0.00	0.68
TRAIN FARE ECO. 101-500 KM.	P/KM.	0.98	0.00	0.98	0.00	0.00	0.98
TRAIN FARE ECO. > 500 KM.	P/KM.	0.89	0.89	0.89	0.00	0.00	0.89
TRAIN FARE IST SLP. 1-100KM	P/KM.	2.10	2.10	2.10	0.00	0.00	2.10
TRAIN FARE IST SLP.101-500 KM	P/KM.	2.59	2.59	2.59	0.00	0.00	2.59
TRAIN FARE IST SLP. > 500 KM	P/KM.	1.99	1.99	1.99	0.00	0.00	1.99
TRAIN FARE A/C SLP. 1-100KM.	P/KM	5.76	5.76	5.76	0.00	0.00	5.76
TRAIN FARE A/C SLP.101-500KM	P/KM.	4.59	4.59	4.59	0.00	0.00	4.59
TRAIN FARE A/C SLP > 500KM.	P/KM	4.16	4.16	4.16	0.00	0.00	4.16

Contd.

7.11 Intercity Consumer Prices June, 2015

Description	Unit	Quetta	Turbat	Gawadar	Loralai	Khuzdar	D.M. Jamali
PLATEFORM TICKET	EACH	10.00	0.00	10.00	0.00	0.00	10.00
AUTO RICKSHAW FARES	KM/MIN	65.00	40.00	55.00	50.00	65.00	50.00
FULL TONGA CHARGES	KM/MIN	80.00	0.00	0.00	50.00	0.00	0.00
TAXI 4 SEATER FARE	KM/MIN	60.00	50.00	60.00	60.00	60.00	60.00
BUS FARE MIN (WITHIN CITY)	TICKET	20.00	0.00	0.00	0.00	0.00	0.00
BUS FARE MAX (WITHIN CIT	TICKET	20.00	0.00	0.00	0.00	0.00	0.00
BUS FARE OUTSIDE CITY	P/KM.	0.90	0.90	0.90	0.90	0.90	0.90
A/C BUS FARE OUTSIDE CITY	P/KM.	1.35	1.35	1.35	1.35	1.35	1.35
MINIBUS FARE MIN.WITH IN CITY	TICKET	20.00	0.00	35.00	0.00	0.00	0.00
MINIBUS FARE MAX.WITH IN CITY	TICKET	20.00	0.00	0.00	0.00	0.00	0.00
SUZUKI FARE MIN.WITH IN CITY	TICKET	0.00	10.00	10.00	0.00	10.00	0.00
SUZUKI FARE MAXIMUM W.IN CITY	TICKET	0.00	30.00	30.00	0.00	30.00	0.00
AIR FARE ECONOMY CLASS.	P/KM.	19.26	19.26	19.26	0.00	19.26	0.00
POSTAL ENVELOPE DOMESTIC	EACH	8.00	8.00	8.00	8.00	8.00	8.00
ENVELOPE FOR SAUDI ARABIA	EACH	50.00	50.00	50.00	45.00	50.00	45.00
POSTAL REGISTRATION CHARGES	EACH	28.00	28.00	28.00	28.00	28.00	28.00
U.M.S. REG CHARGES MIN.	EACH	59.00	58.00	58.00	58.00	58.00	58.00
T.C.S. CH. MIN.WITH IN ZONE	EACH	110.00	150.00	150.00	110.00	150.00	150.00
TELEPHONE CHARGES LOCAL CALL	P/CALL	3.94	3.94	3.94	3.94	3.94	3.94
TEL CHARGES OUT SIDE CITY	P/CALL	3.94	3.94	3.94	3.94	3.94	3.94
INTERNET CHARGES	P/HOUR	25.00	30.00	30.00	38.75	20.00	20.00
MOBILE CELL CHARGES	P/UNIT	3.00	3.00	3.00	3.00	4.00	3.00
FAX CHARGES (LOCAL)	P/PAGE	15.00	25.00	25.00	20.00	20.00	15.00
TELEPHONE SET AV. QLTY	EACH	575.00	750.00	800.00	675.00	500.00	850.00
MOBILE SET NOKIA/SONY/ERICSON/SAMSUNG WITHOUT CAMERA	EACH	3000.00	2000.00	2100.00	2750.00	3000.00	3750.00
T.V. 20" COLORED WEGA H-A21.	EACH	18000.00	17000.00	17000.00	18000.00	17500.00	20000.00
T.V 20" COLOR CHINA/KORIA)	EACH	13000.00	8000.00	8000.00	12000.00	8500.00	16500.00
V.C.P. PANASONIC/LG/NAT	EACH	6900.00	4500.00	0.00	6000.00	0.00	6500.00
DVD/VCD PLAYER PANASONIC/LG	EACH	5200.00	3000.00	0.00	4800.00	3000.00	4750.00
RADIO WITH C.PLAYER NATIONAL	EACH	1925.00	1600.00	1675.00	2000.00	1900.00	1650.00
PERSONNEL COMPUTER (BRANDED)	EACH	42000.00	28000.00	28000.00	28000.00	28000.00	28000.00
VID. CASSETTE BLK. TDK/SONY	EACH	155.00	150.00	150.00	150.00	0.00	0.00
COM. C.D. (TDK/IMATION)	EACH	72.50	60.00	35.00	70.00	50.00	65.00
TAPE RECORDER CASSETTE BLANK	EACH	40.00	35.00	37.50	35.00	45.00	30.00
VIDEO GAME SEGA 16 BYTE	EACH	1150.00	900.00	900.00	1250.00	1000.00	0.00
CINEMA A/C. HIGH CLASS	TICKET	0.00	0.00	0.00	0.00	0.00	0.00
CINEMA NON-A/C HIGH CLASS	TICKET	150.00	0.00	0.00	20.00	0.00	0.00
CABLE CHARGES	PER MONT	400.00	350.00	300.00	300.00	300.00	300.00
TV.LICENCE FEE DOMESTIC	YEARLY	420.00	420.00	420.00	420.00	420.00	420.00
ENGLISH BOOK CLASS V1	EACH	59.00	59.00	59.00	59.00	59.00	59.00
ENGLISH BOOK CLASS IX OR X	EACH	72.00	72.00	72.00	72.00	72.00	72.00
ENG. BOOK IST.YR COMPLETE SET	EACH	65.00	65.00	65.00	65.00	65.00	65.00
ENGLISH BOOK BA/B.SC	EACH	175.00	175.00	175.00	175.00	175.00	175.00
URDU BOOK CLASS V (T.B.BORD)	EACH	82.00	82.00	82.00	82.00	82.00	82.00
URDU BOOK CLASS IX/X(T.B.B)	EACH	85.00	85.00	85.00	85.00	85.00	85.00
URDU BOOK IST.YEAR/INTER	EACH	85.00	85.00	85.00	85.00	85.00	85.00
URDU BOOK BA/B.SC	EACH	175.00	175.00	175.00	175.00	175.00	175.00
MATHS BOOK CALSS V (T.B.B)	EACH	55.00	55.00	55.00	55.00	55.00	55.00
MATHS BOOK CLASS IX OR X	EACH	130.50	130.50	130.50	130.50	130.50	130.50
MATHS BOOK IST.YEAR (T.B.B)	EACH	138.00	138.00	138.00	138.00	138.00	138.00
PAKISTAN STUDIES BOOK BA/B.SC	EACH	300.00	300.00	300.00	300.00	300.00	300.00
DAILY "DAWN"	P/COPY	19.00	19.00	19.00	19.00	19.00	19.00
DAILY "JANG"	P/COPY	12.00	12.00	12.00	12.00	12.00	12.00
DAILY "NAWA-E-WAQT"	P/COPY	12.00	12.00	12.00	12.00	12.00	12.00
WEEKLY "AKHBAR-E-JAHAN"	P/COPY	55.00	55.00	55.00	55.00	55.00	55.00
WEEKLY "MAG"	P/COPY	45.00	45.00	45.00	45.00	45.00	45.00
MONTHLY "NAUNEHAL DIGEST"	P/COPY	35.00	35.00	35.00	35.00	35.00	35.00
PAPER FOOLSCAPE (27"x17")	QUIRE	27.50	25.00	25.00	35.00	50.00	35.00
EXERCISE.BOOK LINED 80/100 PGS	EACH	37.50	40.00	40.00	40.00	50.00	27.50
PENCILGOLDFISH/DEER	EACH	5.00	5.00	5.00	7.00	5.00	5.00
PEN INK DOLLOR 57 ML BOTTLE	EACH	20.00	20.00	20.00	20.00	20.00	20.00

Contd.

7.11 Intercity Consumer Prices June, 2015

Description	Unit	Quetta	Turbat	Gawadar	Loralai	Khuzdar	D.M. Jamali
PHOTOSTATE PAPER 70 GM	PRT	355.00	530.00	550.00	400.00	400.00	350.00
BALL PEN (local)	EACH	5.00	7.00	7.00	5.00	5.00	5.00
FOUNTAIN PEN HERO/WINGS/CHINA	EACH	35.00	40.00	40.00	35.00	40.00	37.50
PRIVATE SCHOOL FEE ENGLISH MED. AVG. STANDARD (CLASS I)	P/MONTH	750.00	725.00	800.00	600.00	350.00	475.00
PRIVATE SCHOOL FEE ENGLISH MED. AVG. STANDARD (CLASS V)	P/MONTH	1150.00	900.00	900.00	750.00	560.00	550.00
PRIVATE SCHOOL FEE ENGLISH MED. AVG. STANDARD (CLASS VI)	P/MONTH	1200.00	1100.00	1100.00	1000.00	675.00	700.00
PRIVATE SCHOOL FEE ENGLISH MED. AVG. STANDARD (CLASS X)	P/MONTH	1400.00	1200.00	1300.00	1200.00	635.00	950.00
PRIVATE MEDICLE COLLEGE FEE MBBS (1ST YEAR)	P/MONTH	0.00	0.00	0.00	0.00	0.00	0.00
PRIVATE ENGINEERING COLLEGE FEE (ISTR YEAR)	P/MONTH	5700.00	0.00	0.00	0.00	0.00	0.00
GOVT. COLLEGE FEE 1ST. YEAR	MONTH	60.00	7.50	7.50	7.50	7.50	7.00
GOVT. COLLEGE FEE 4TH. YEAR	MONTH	80.00	9.00	9.00	9.00	9.00	9.00
GOVT. UNIVERSITY FEE MSC.	MONTH	350.00	350.00	350.00	350.00	350.00	350.00
GOVT. MED. COLLEGE FEE MBBS	MONTH	950.00	0.00	950.00	0.00	0.00	950.00
GOVT. ENGG. COLL. FEE I YEAR	MONTH	850.00	0.00	3850.00	0.00	850.00	850.00
COACHING FEE FOR CLASS IX/X	P/MONTH	500.00	1000.00	1000.00	600.00	600.00	1000.00
COACHING CHARGES FOR CLASS 1ST YEAR/INTER (SCIENCE)	P/MONTH	1000.00	0.00	1000.00	0.00	0.00	1500.00
COACHING CHARGES FOR CLASS 1ST YEAR/INTER (COMMERCE)	P/MONTH	1000.00	0.00	1000.00	0.00	0.00	1500.00
I.T. TUITION FEES	P/MONTH	1800.00	0.00	920.00	0.00	0.00	0.00
MBA TUITION FEES	P/MONTH	0.00	0.00	0.00	0.00	0.00	0.00
COOKED MUTTON (AV. HOTEL)	PLATE	150.00	120.00	160.00	200.00	200.00	115.00
COOKED BEEF (AV. HOTEL)	PLATE	80.00	90.00	130.00	120.00	160.00	80.00
COOKED DAL (AV. HOTEL)	PLATE	60.00	70.00	85.00	50.00	60.00	40.00
CHICKEN BIRYANI FULL/DOUBLE	PLATE	150.00	150.00	145.00	100.00	70.00	90.00
TEA PREPARED (ORDINARY)	CUP	21.00	10.00	10.00	20.00	20.00	20.00
HAIRCUT CHARGES FOR MEN	P/CUT	90.00	100.00	100.00	60.00	60.00	55.00
BEAUTY PORL HAIR STYL CHARGE	P/STY.	350.00	300.00	350.00	250.00	250.00	150.00
SHAVING CHARGES	PER SHV	50.00	35.00	45.00	40.00	30.00	25.00
LIPSTICK S.MISS/MEDORA	EACH	120.00	90.00	100.00	90.00	100.00	105.00
NAIL POLISH S.MISS/MEDORA	EACH	95.00	80.00	80.00	80.00	80.00	80.00
PERFUME MED.SIZE MEDORA/BROACH	EACH	100.00	100.00	100.00	100.00	160.00	180.00
HAIR-OIL AMLA/CHAMBELI	BOTTLE	100.00	90.00	80.00	100.00	100.00	120.00
TOILET SOAP LUX 95 GRAMS	EACH	34.70	34.70	34.70	34.70	34.70	34.70
TOILET SOAP LIFEBOUY 140 GRM	EACH	36.00	36.00	36.00	36.00	36.00	36.00
TOILET SOAP SAFEGUARD BATH SIZE	EACH	50.00	46.00	46.00	48.00	46.00	48.00
TOOTHPASTE MACKLINES 70 GRM	EACH	50.00	50.00	50.00	50.00	50.00	50.00
TOOTHPAST MED SIZE CLGATE 70 GMS	EACH	56.00	56.00	56.00	56.00	56.00	56.00
TOOTHBRUSH SHEILD A/PLAUQUE	EACH	50.00	50.00	50.00	40.00	50.00	47.50
TOOTHPOWDER DENTONIC 90 GRM	EACH	25.00	25.00	25.00	25.00	25.00	25.00
HAIR-COLOUR BEGIN (6 GMS)	EACH	95.00	90.00	90.00	95.00	90.00	100.00
HAIR COLOUR (KALAKOLA)	BOTTLE	120.00	120.00	120.00	120.00	120.00	120.00
FACECREAM PONDS (MEDIUM)	EACH	120.00	100.00	100.00	120.00	160.00	110.00
TALC POWDER VICE ROAY,B.CAT	EACH	135.00	130.00	120.00	120.00	160.00	130.00
BLADE TREET ORDINARY 10'S	PKT.	30.00	30.00	30.00	35.00	45.00	30.00
BLADE 7-O-CLOCK STAIN. 5'S	PKT.	35.00	35.00	35.00	35.00	60.00	30.00
SHAMPOO SUNSILK/PAINTIN 100 ML	BOTTLE	110.00	115.00	110.00	100.00	100.00	110.00
BEAUTY CREAM (FAIR & LOVELY)	EACH	135.00	85.00	115.00	100.00	100.00	155.00
HAIR REMOVING CREAM (EU-CREAM)	TUBE	65.00	55.00	55.00	65.00	55.00	57.50
GEL MEDIUM SIZE	BOTTLE	80.00	60.00	60.00	120.00	180.00	120.00
DISPOSABLE RAZOR GILLET-II	EACH	45.00	45.00	47.50	45.00	45.00	40.00
SHAVING CREAM TOUCH-ME/ADM.	EACH	60.00	50.00	60.00	60.00	70.00	60.00
GOLD TEZABI 24 CT	10 GM.	39700.00	48000.00	47000.00	48000.00	40500.00	40250.00
SILVER TEZABI 24 CT	10 GM.	680.00	1000.00	1100.00	0.00	670.00	600.00
ARTIFICIAL JEWELLARY SET	SET	480.00	500.00	525.00	400.00	400.00	500.00
WRIST WATCH GENTS CITIZEN (ORIGINAL) ***	EACH	2550.00	2550.00	2500.00	2550.00	2500.00	2500.00
WALL CLOCK QUARTZ AV.QLTY	EACH	475.00	325.00	325.00	500.00	500.00	475.00
SUITCASE REXIN (24"x16"x6")	EACH	1500.00	950.00	950.00	1000.00	2000.00	900.00
TRUNK MEDIUM SIZE ***	EACH	675.00	650.00	700.00	650.00	1600.00	1200.00
PURSE LADIES (LEATHER) AVERAGE QUALITY	EACH	400.00	325.00	300.00	330.00	350.00	325.00

7.11 Inter-city Consumer Prices June, 2015

Value in Rupees

Description	Unit	Average	Average	% Change
FOOD & NON-ALCOHOLIC BEVERAGES				
WHEAT	10 KG.	335.50	328.10	-2.21
WHEAT FLOUR FINE/SUPERIOR.	KG.	43.61	42.99	-1.42
WHEAT FLOUR AVG. QLTY	KG.	38.64	38.00	-1.66
WHEAT FLOUR BAG	10 KG.	384.83	378.69	-1.60
MAIDA	KG.	52.04	51.99	-0.10
SUJI	KG.	53.65	53.40	-0.47
BESAN AV. QLTY.	KG.	93.32	101.08	8.32
RICE BASMATI SUP. QLTY.	KG.	126.57	126.53	-0.03
RICE BASMATI 385/386	KG.	87.20	86.12	-1.24
RICE BASMATI BROKEN AV.QLTY	KG.	66.52	65.39	-1.70
RICE IRRI-6 (SINDH/PUNJAB)	KG.	47.95	46.66	-2.69
VERMICELLI	KG.	78.63	78.67	0.05
BREAD PLAIN MEDIUM SIZE	EACH	39.61	39.61	0.00
RUSK (PAPAY)	KG.	186.51	186.67	0.09
BISCUITS-PACKED	PKT	35.00	35.00	0.00
BISCUIT-BAKERY (LOOSE)	250 GM	75.16	75.23	0.09
CORNFLAKS FAUJI 225 GM.	PKT	174.55	174.55	0.00
SAMOSA (VEGATABLE)	EACH	12.44	12.44	0.00
PASTRY AV.QLTY.	EACH	25.36	25.39	0.12
PATTIES (VEGATABLES)	EACH	20.81	20.81	0.00
NIMCO	250 GM	65.04	65.42	0.58
CHIPS	250 GM	76.35	76.41	0.08
BEEF WITH BONE AV.QLTY.	KG	290.32	291.14	0.28
MUTTON AV.QLTY.	KG	571.10	573.49	0.42
CHICKEN FARM BROILER (LIVE)	KG	177.65	204.13	14.91
FISH-RAHU MEDIUM SIZE	KG	281.09	280.17	-0.33
MILK FRESH (UNBOILED)	LTR.	75.26	76.08	1.09
CURD	KG.	88.69	89.45	0.86
MILK TETRA PACK 1/2 LTR.	PKT.	59.38	59.43	0.08
LACTOGEN 400 GRAMS	PKT.	428.06	429.06	0.23
POWDER MILK NIDO 400GM.	PKT	353.13	353.13	0.00
MILK POWDER LOOSE/PACKED	KG.	492.13	492.99	0.17
BUTTER LOCAL PACKED	50 GM.	28.89	28.99	0.35
EGGS FARM	DOZ	81.47	84.96	4.28
MUSTARD OIL AV.QLTY.	KG.	178.28	177.38	-0.50
COOKING OIL (DALDA)	2.5LTR	479.39	474.71	-0.98
COOKING OIL (PAKWAN) OTHER BRAND SPECIFY	2.5 LTR	452.40	449.04	-0.74
VEGETABLE GHEE TIN	2.5KG.	464.98	460.05	-1.06
VEGETABLE GHEE (LOOSE)	KG.	145.18	145.39	0.14
DATES AV.QLTY.	KG.	178.59	182.90	2.41
PISTACHIO AV.QLTY.	50 GM.	102.86	103.14	0.27
ALMONDS WHOLE AV.QLTY.	KG.	594.48	598.87	0.74
COCONUT DRY AV.QLTY.	KG.	282.24	283.17	0.33
RAISINS AV.QLTY.	50 GM.	22.05	22.17	0.54
GROUNDNUTS (WITH SHELL)	KG.	180.45	179.45	-0.55
MALTA/MOSAMBI	DOZ	0.00	0.00	
KINNU	DOZ	128.77	0.00	
APPLE	KG	135.78	145.58	7.22
ALOO BUKHARA	KG	295.33	181.90	-38.41
POMEGRANATE (ANNAR)	KG	0.00	0.00	
GRAPES	KG	0.00	0.00	
BANANAS	DOZ	75.18	90.70	20.64
MANGO KALMI	KG	114.96	88.64	-22.89
GUAVA	KG	0.00	0.00	
WATERMELON (TURBOOZ)	KG	27.83	24.57	-11.71
MUSKMELON (KHARBOOZA)	KG	43.20	40.97	-5.16
SWEETMELON (GARMA)	KG	0.00	0.00	
PULSE MASOOR (WHOLE)	KG.	124.85	125.36	0.41
PULSE MASOOR (WASHED)	KG.	137.87	138.81	0.68
PULSE MOONG (WASHED)	KG.	164.93	163.40	-0.93
PULSE MASH (WASHED)	KG.	171.46	177.45	3.49
PULSE GRAM	KG.	89.16	95.46	7.07
GRAM WHOLE BLACK AV QLTY.	KG.	86.08	90.01	4.57

Cotnd.

7.11 Inter-city Consumer Prices June, 2015

Value in Rupees

Description	Unit	Average	Average	% Change
GRAM WHOLE YELLOW AV.QLTY	KG.	115.35	116.25	0.78
BEANS (LAL LOBIN)	KG.	139.94	141.72	1.27
POTATOES	KG	18.29	24.09	31.71
ONION	KG	45.64	45.39	-0.55
TURNIP	KG	0.00	0.00	
RADISH	KG	0.00	0.00	
TOMATOES	KG	51.46	63.08	22.58
CABBAGE	KG	0.00	0.00	
CAULIFLOWER	KG	0.00	0.00	
BRINJAL	KG	38.54	36.92	-4.20
PUMPKIN	KG	36.07	35.79	-0.78
BOTTLEGOURD	KG	44.58	38.97	-12.58
LADY FINGER	KG	85.50	57.95	-32.22
PEAS	KG	0.00	0.00	
SPINACH	KG	0.00	0.00	
TINDA	KG	64.25	44.74	-30.37
TURAI	KG	59.98	44.15	-26.39
KARAILA	KG	58.32	45.68	-21.67
ARVI	KG	0.00	87.42	
CHILLIES GREEN	KG	68.71	59.56	-13.32
CARROT	KG	0.00	0.00	
COCUMBER (KHEERA)	KG	36.57	39.88	9.05
LEMON	250GM	51.57	50.55	-1.98
SUGAR REFINED	KG.	59.01	61.84	4.80
GUR AV.QLTY	KG.	83.43	85.92	2.98
HONEY LANGANESE 500 GM.	BOTTLE	782.31	782.31	0.00
MILO 200 GM.	BOTTLE	202.51	202.51	0.00
CUSTARD POWDER RAFHAN 300 GM.	PKT	75.00	75.00	0.00
TOFFEE (HILAL)	EACH	1.39	1.39	0.00
CHOWKELATE CANDY (SMALL SIZE)	EACH	5.00	5.00	0.00
SWEETMEAT (MIXED)	KG	306.08	307.29	0.40
ICE CREAM WALLS	CUP.	40.00	40.00	0.00
ICE	KG	10.29	11.20	8.84
JAM AHMED/MITCHELLES	BOTTLE	133.41	133.41	0.00
SQUASH-MITCHELLES	BOTTLE	149.06	150.69	1.09
ROOH AFZA	BOTTLE	149.94	151.00	0.71
JAM-E-SHIREEN	BOTTLE	154.25	156.00	1.13
SAUNF	50 GM	17.71	17.77	0.34
CINAMON LOOSE AV. QLTY	50 GM.	25.37	25.56	0.75
CUMINSEED WHITE NATIONAL	50 GM.	52.05	52.05	0.00
PEPPER BLACK NATIONAL	50 GM.	94.43	94.43	0.00
CLOVES LOOSE AV.QLTY	50 GM.	94.13	94.13	0.00
CARDAMOM LARGE LOOSE AV.QLTY	50 GM.	144.91	144.79	-0.08
CARDAMOM SMALL AV.QLTY	50 GM.	105.32	105.07	-0.24
SALT-POWDERED (LAHORI) LOOSE	KG.	9.87	9.93	0.61
SALT POWDERED (NATIONAL/SHAN)	PKT	24.38	24.38	0.00
CHILLIES POWD.NATIONAL 200GM	PKT	105.00	105.00	0.00
CHILLIES POWDER LOOS	KG.	263.70	267.88	1.59
CORRIANDER SEED POWD.NATIONAL	PKT	90.43	90.43	0.00
CORRIANDER SEED (LOOSE)	KG.	261.11	259.11	-0.77
TURMERIC POWD.NATIONAL 50GM	PKT.	35.20	35.20	0.00
CURRY POWD. NATIONAL 200 GM	PKT.	86.65	86.65	0.00
TOMATO KETCHUP AHMED/MITCHL	BOTTLE	90.48	91.50	1.13
PICKLES AHMED/MITCHELLES	BOTTLE	105.00	105.38	0.36
VINEGAR SYNTHETIC (SIRKA)	BOTTLE	73.66	73.98	0.43
GARLIC	KG	147.02	139.52	-5.10
GINGER	KG	193.49	238.32	23.17
TAPAL DANEDAR TEA 200GM PACKET	PKT	133.87	134.24	0.28
TEA LIPTON YELLOW LABEL 200GM.	PKT.	145.73	150.13	3.02
TEA LOOSE KENYA AV.QLTY 250GM.	PKT.	136.71	138.44	1.27
COFFEE-NESCAFE 75 GM. **	BOTTLE	325.75	325.75	0.00
COLD DRINK (STANDARD SIZ)	BOTTLE	24.13	24.26	0.54
FRUIT JUICE TETRA PACK	PKT.	18.15	18.28	0.72
MINERAL WATER NESTLE 1.5 LTR	BOTTLE	47.74	47.93	0.40

Cotnd.

7.11 Inter-city Consumer Prices June, 2015

Value in Rupees

Description	Unit	Average	Average	% Change
ALCOHOLIC BEVERAGES & TOBACCO				
CIGARETTES K-2 10'S **	PKT	46.51	52.15	12.13
CIGARETTES CAPSTAN 10'S **	PKT	50.66	57.94	14.37
CIGARETTES GOLD LEAF 20'S	PKT	100.88	112.20	11.22
CIGARETTES MORVEN GOLD 20'S	PKT	50.29	57.85	15.03
BETEL LEAVES	50GM.	65.41	66.56	1.76
BETEL NUTS	KG.	312.83	317.82	1.60
CLOTHING & FOOTWEAR				
LONG CLOTH 57" GUL AHMED/AL-KARAM	METER	214.52	215.08	0.26
SHIRTING AV.QLTY.	METER	169.31	169.31	0.00
PANT CLOTH W & WEAR AV.QLTY	METER	379.46	379.90	0.12
LAWN PRINTED GUL AHMED/AL-KARAM	METER	271.81	271.94	0.05
GEORGETTE AV.QLTY	METER	134.02	134.02	0.00
LINEN AV.QLTY ***	METER	148.69	148.94	0.17
HEAVY WT SUITING LAWERNCPUR SUP QLTY	METER	1275.70	1275.70	0.00
HEAVY WT SUITING LAWERNCPUR AV QLTY	METER	1717.88	1717.88	0.00
TROPICAL SUITING LAW.PUR	METER	1082.63	1082.63	0.00
PANT BOY 24"/26" LENGTH.	EACH	487.91	489.75	0.38
SHIRT BOY 24"/26" LENGTH	EACH	380.35	380.91	0.15
SCHOOL UNI. PANT,SHIRT BOYS	SUIT	669.62	669.62	0.00
SCHOOL UNI. KAMEEZ,SHAL.BOYS	SUIT	626.49	626.28	-0.03
SCHOOL UNI. KAMEEZ,SHAL.GIRL	SUIT	655.82	655.82	0.00
FROCK W/WEAR GIRLS	EACH	953.05	967.32	1.50
AWAMI-SUIT W & W(BOY) 24"/26	SUIT	931.58	952.69	2.27
AWAMI-SUIT W&W (GENTS)AV.QLTY	SUIT	1251.59	1273.82	1.78
PULLOVER GENTS OXFORD/BON.	EACH	2741.90	2741.90	0.00
PULLOVER LADIES OXFORD/BON.	EACH	2603.46	2603.46	0.00
PULLOVER (GENTS) OTHERS A.QTY	EACH	929.66	929.66	0.00
SECOND-HAND COAT FOR MEN	EACH	426.49	426.49	0.00
SECONDHAND SWEETER FOR MEN DUP QLTY	EACH	298.21	298.21	0.00
SECONDHAND WINTER JACKET	EACH	414.99	414.99	0.00
UNDERWEAR AV.QLTY MEDIUM SIZE	EACH	126.21	127.96	1.39
VEST FOR MEN AV.QLTY.	EACH	129.98	131.30	1.02
VEST/SHAMEEZ (WOMEN) AVG. QLTY	EACH	154.20	155.08	0.57
SOCKS NYLON (PAKISTANI)	PAIR	84.32	84.35	0.04
BRASSIER AV.QLTY.	EACH	147.27	147.58	0.21
BRASSIER SUP QLTY	EACH	336.32	337.70	0.41
DOPATTA GEORGETTE AV.QLTY.	EACH	285.62	286.24	0.22
DOPATTA COTTON AV GLTY	EACH	225.12	225.56	0.20
CHADDAR (W/WEAR) (2x2.5 MTR)	EACH	439.12	439.43	0.07
LUNGI/DHOTI(COTTON) AVG. QLTY	EACH	299.68	299.68	0.00
HANDKERCHIEF AVG. QLTY PAK	EACH	39.01	38.94	-0.18
HANDKERCHIEF SUP. QLTY PAK	EACH	61.96	62.23	0.44
GLOVES AV QLTY	PAIR	97.45	97.51	0.06
AZARBAND COTTON AVG. QLTY	EACH	16.98	16.99	0.06
SEWING THREAD/REEL(ASLI PARI)	EACH	6.75	6.75	0.00
WASHING CHARGES PAINT & SHIRT	SUIT	93.53	93.78	0.27
DRY CLEANING SUIT COAT PANT	SUIT	308.71	308.92	0.07
WASHING CH. (KAMIZ-SHALWAR)	PAIR	66.04	66.22	0.27
TAILORING SHIRT	EACH	334.01	343.04	2.70
TAILORING CHARGES PANT (MEN)	EACH	570.02	580.49	1.84
TAILORING COAT-PANT SUIT	SUIT	3597.05	3606.29	0.26
TAILORING AWAMI-SUIT (MALE)	SUIT	518.92	529.15	1.97
TAILORING SUIT FEMALE	SUIT	443.84	449.94	1.37
GENTS SHOES PAUL BATA	PAIR	1199.00	1199.00	0.00
GENTS SANDAL BATA	PAIR	699.00	699.00	0.00
GENTS SPOUNG CHAPPAL BATA	PAIR	179.00	179.00	0.00
LADIES SANDAL BATA	PAIR	499.00	499.00	0.00
LADIES SPOUNG CHAPPAL BATA	PAIR	179.00	179.00	0.00
CHILD SHOE POWER LITE BATA	PAIR	599.00	599.00	0.00
GENTS SHOE, ART 1109 SERVICE	PAIR	999.00	999.00	0.00
NYLON JOGGER 27 SIZE 2-5 ***	PAIR	1299.00	1299.00	0.00
CHINA FOOT WEAR AV. QLTY (MALE) *	PAIR	671.99	671.99	0.00
CHINA FOOT WEAR AV. QLTY (FEMALE) *	PAIR	516.46	517.71	0.24

Cotnd.

7.11 Inter-city Consumer Prices June, 2015

Value in Rupees

Description	Unit	Average	Average	% Change
CHINA FOOT WEAR AV. QLTY (CHILDREN) *	PAIR	431.24	431.24	0.00
SHOE REPAIR HALF SOLE	PAIR	98.22	98.72	0.51
SHOES POLISH CHARGES AVERAGE SHOP	PAIR	18.05	18.21	0.89
HOUSING, WATER, ELECT,GAS & OTH FUEL				
HOUSE RENT (combined)	MONTH	6365.83	6365.83	0.00
rent 2	pm	6364.63	6364.63	0.00
RENT3	PM	6365.83	6365.83	0.00
RENT4	PM	6365.83	6365.83	0.00
RENT5	PM	6365.83	6365.83	0.00
RENT6	PM	6365.83	6365.83	0.00
SYNTHETIC ENEMAL ROBIALAC BALTI 3.64 LTR.	EACH	1851.80	1851.80	0.00
SYNTHETIC ENEMAL ICI BALTI 3.64 LTR.	EACH	1927.95	1928.00	0.00
CEMENT (LOCAL) SPECIFY BRAND NAME	BAG	514.71	515.65	0.18
BRICKS (NEW) IST CLASS	P/1000	6348.65	6349.55	0.01
CEMENT BLOCKS (6"x8"x12")	P/100	2297.31	2317.31	0.87
BAJREE	100CFT	3787.83	3829.25	1.09
SAND (BLACK PIT SAND)	K100CFT	2173.32	2184.90	0.53
TIMBER SHESHAM LOG IST QUALITY	cubmt.	52492.77	52559.43	0.13
IRON BAR (M.S. BAR) 1/2"	P/TON	74768.75	74439.58	-0.44
CARPANTER WAGE RATE	P/DAY	797.09	803.96	0.86
MASON (RAJ) WAGE RATE	P/DAY	870.33	873.46	0.36
UNSKILLED LABOUR WAGE RATE	P/DAY	470.98	473.48	0.53
PLUMBER WAGE RSTE	P/DAY	794.95	803.06	1.02
ELECTICIAN WAGE RATE PER DAY **	P/DAY	724.45	732.79	1.15
ELECTICIAN WAGE RATE PER POINT **	P/PNT	117.42	117.42	0.00
WATER CHARGES PER HOUSE	P/MONTH	115.26	115.26	0.00
ELECT.CHARGES UPTO 50 UNITS	P/UNIT	2.00	2.00	0.00
ELECT.CHARGES 01 - 100 UNIT	P/UNIT	5.79	5.79	0.00
ELECT.CHARGES 101 - 300 UNIT	P/UNIT	9.90	9.90	0.00
ELECT.CHARGES 301 - 1000 UNIT	P/UNIT	15.63	15.63	0.00
ELECT.CHARGES ABOVE 1000 UNIT	P/UNIT	17.71	17.71	0.00
ELEC	PM	10.21	10.21	0.00
GAS CHRg upto 3.3719 MMBUT	MMBTU	124.18	124.18	0.00
GAS CHRg 3.3719 - 6.7438 MMBUT	MMBTU	248.37	248.37	0.00
GAS CHRg 6.7438 - 10.1157 MMBUT	MMBTU	248.37	248.37	0.00
GAS CHRg10.1157 - 13.4876 MMBUT	MMBTU	620.91	620.91	0.00
GAS	PM	620.91	620.91	0.00
GAS	PM	372.55	372.55	0.00
KEROSENE OIL	LTR	91.00	96.04	5.54
FIREWOOD WHOLE	40 KG.	511.56	508.56	-0.59
FURNISHING HOUSE HOLD EQUIPMENTS				
CHAIR SHESHAM WOOD WITH ARMS **	EACH	1909.50	1952.42	2.25
CHAIR PLASTIC (CHAIRMAN) AVERAGE QUALITY	EACH	751.48	765.23	1.83
TABLE SHESHAM WOOD (4X2X5") ***	EACH	5401.10	5461.10	1.11
SOFASET WOODEN WITH FOAM SEAT **	SET	16703.54	16898.85	1.17
COT IRON (WITH NIWAR)AV.QLTY.	EACH	2148.54	2158.54	0.47
ALMIRAH (STEEL) 6'X3' 20 GUAGE	EACH	9594.92	9594.92	0.00
DINNING TABLE 6 CHAIRS A.QLTY	SET	19491.25	19763.12	1.39
SINGLE BED WITHOUT FOAM MED.	EACH	5870.09	5912.06	0.71
MATRESS SINGLE(4"THICK)	EACH	4832.67	4882.92	1.04
FARSHI DARI 12'X9' AV.QLTY	EACH	1262.81	1271.35	0.68
DARI COTTON (6'x2 1/2') AV.QL	EACH	575.37	581.92	1.14
CARPET PLAIN AV. QLTY	SQFT.	39.86	39.86	0.00
QUILT (LIHAF) 3 KG. COTTON	EACH	892.86	893.48	0.07
BLANKET (90" x 54")	EACH	3322.52	3337.52	0.45
BEDSHEET SINGLE BED SUP.QLTY	EACH	597.92	599.55	0.27
BED SHEET DOUBLE WITH TWO PILLOW COVERS SUP QLTY	SET	1165.34	1165.34	0.00
TOWEL(3'x2') AV. QALTY	EACH	236.47	243.41	2.93
CEILING FAN 48" SUPER QLTY **	EACH	3046.29	3048.79	0.08
PEDESTAL FAN 22" SUPER QLTY	EACH	4090.13	4092.63	0.06
REFG. DAWLENCE 10 CFT. D.DOOR	EACH	30817.50	31185.00	1.19
D-FREEZER WAVES 8 CFT.	EACH	29609.58	29734.58	0.42
AIRCONDITIONER 1.5 TON PEL	EACH	42371.25	42371.25	0.00
SPLIT AIR CONDITIONER 1.5 TON (SPECIFY BRAND NAME)	EACH	44812.50	45043.75	0.52
AIRCOOLER SUPER ASIA	EACH	11545.63	11639.79	0.82

Cotnd.

7.11 Inter-city Consumer Prices June, 2015

Value in Rupees

Description	Unit	Average	Average	% Change
WASHING MACHINE SINGER	EACH	15383.75	15386.25	0.02
SEWING MACHINE(SINGER)	EACH	5899.88	5922.70	0.39
GIZER LARGE SIZE 30 GALLON CAPACITY SUP QLTY	EACH	18026.25	18088.75	0.35
GAS BURNER DOUBLE SPFY.BRAND	EACH	1714.73	1723.31	0.50
ELECT. IRON PHILIPS MDL.1120	EACH	1715.96	1715.96	0.00
ELECTRIC JUICER FOR APPLE	EACH	5230.42	5230.42	0.00
S.STEEL DEGHCHI MEDIUM SIZE ***	EACH	599.86	601.92	0.34
ALUMINIUM COOKING PAN (DEGCHI) MED SIZE	EACH	578.36	580.23	0.32
NON STICK COOKING PAN (DEGCHI) SUP. QLTY	EACH	839.45	843.82	0.52
FRYING PAN STEEL AVG. QLTY MED. SIZE	EACH	376.52	379.27	0.73
TAWA IORN (MEDIUM SIZE) AVG. QLTY	EACH	307.65	309.33	0.55
S.STEEL PLATE A.QLTY.(M.SIZE)	EACH	73.82	74.44	0.84
TABLE SPOON S.STEEL SUP.QLTY.	DOZEN	364.08	365.21	0.31
WATER SET JUG+6 GLASSES (OMROC)	SET	494.25	497.50	0.66
TEA SET PAK. CHINAWARE 21 PCS.	SET	1764.13	1765.38	0.07
DINNER SET PLASTIC 72 PIECES SUPERIOR QLTY	SET	5165.16	5168.91	0.07
HOTPOT SET PLASTIC 3 PCS.	SET	1293.89	1295.76	0.14
BUCKET(BALTI) PLASTIC MED.SIZ	EACH	332.01	333.51	0.45
LOTA PLASTIC (MED SIZE) AVERAGE QUALITY	EACH	53.34	53.59	0.47
PRESURE COOKER 4 LTR.	EACH	1378.18	1379.68	0.11
WATER COOLER 9/10 LTR.PLASTIC ***	EACH	579.45	587.32	1.36
THERMOS STARVAC 1 LTR	EACH	470.44	474.40	0.84
BULB PHILIPS 100-WATTS	EACH	30.70	30.83	0.42
TUBE LIGHT PHILIPS 40 WATTS	EACH	103.98	104.10	0.12
ELECTRIC BLUBS "0" WATTE LOCAL	EACH	21.93	21.99	0.27
ELECTRIC BLUB ENERGY SAVER 14 WATTS	EACH	158.25	158.75	0.32
WASHING SOAP 250 GMS SPECIFY BRAND NAME	EACH	32.41	32.53	0.37
SURF EXCEL 400 GMS POLY BAG	EACH	116.50	116.50	0.00
WASHING POWDER 1000 GRM	EACH	183.44	183.44	0.00
WASHING POWDER (WHEEL/ BONUS) 100 GRAMS	EACH	93.39	93.39	0.00
CLEANSER POWDER VIM 1000 GM	PKT.	72.58	72.58	0.00
FINIS 500 ML	BOTTLE	182.16	183.41	0.69
PHNYLE TYPHONE/FINIS/CARRANITE 3 LITRES	BOTTLE	143.64	143.64	0.00
HARPIC	BOTTLE	137.25	139.19	1.41
BOOT POLISH CHERRY/KIWI 50ML	EACH	102.52	102.52	0.00
ROBIN BLUE (35 GRAMS)	PKT.	41.40	41.52	0.29
TISSU PAPER PERFUMED 100 PCS.	PKT	103.50	103.88	0.37
TOILET PAPER ROLL (R.PETEL)	P/ROLL	37.50	37.55	0.13
BOOT POLISH LIQUID CHEERY BLOSSOM KIWI 75 ML	BOTTLE	136.75	137.50	0.55
MATCH BOX SMALL	EACH	2.14	2.14	0.00
DRY CELL 1.5 VOLT(LOCAL)	EACH	22.56	22.56	0.00
HAND STITCHING NEEDLE M.SIZE	PACKET	7.65	7.65	0.00
SEWING MACHINE NEEDLE (SINGER)	EACH	6.09	6.09	0.00
HOUSEHOLD SERVANT FEMALE P/T	P/MNTH	1804.92	1804.92	0.00
MARRIAGE HALL WITH FURNITURE	P/HEAD	109.61	109.61	0.00
HEALTH				
SEPTRAN TABLETS	10TAB.	15.54	15.54	0.00
BRUFEN TABS 200-MG.	10TAB.	10.00	10.00	0.00
PANADOL TAB. EXTRA/PLAIN	10TAB.	10.00	10.00	0.00
DISPRIN TAB.	10TAB.	10.00	10.00	0.00
TRISIL TAB.	10 TAB	10.00	10.00	0.00
FLAGYL TAB. 200 MG.	10TAB.	10.00	10.00	0.00
VENTOLIN TAB. 2MG.	10TAB.	9.00	9.00	0.00
DAONIL TAB. 5 MG.	10TAB.	17.00	17.00	0.00
ENTOX TAB.	10TAB.	10.00	10.00	0.00
RENITEC TAB. 5 MG.	10TAB.	59.00	59.00	0.00
CAC. 1000 TAB	BOTTLE	122.00	122.00	0.00
AMOXIL CAPSOLE 250 MG.S	10CAP.	36.00	36.00	0.00
CALCIUM SYRUP SANDOZ	BOTTLE	64.00	64.00	0.00
LEDERPLEX SYRUP	BOTTLE	35.00	35.00	0.00
SANCOS SYRUP (50 ML.)	BOTTLE	30.00	30.00	0.00
PHENERGAN SYRUP 120 ML.	BOTTLE	33.00	33.00	0.00
CALPOL SYRUP 60 ML.	BOTTLE	28.00	28.00	0.00
HYDRYLLIN SYRUP 120 ML.	BOTTLE	65.00	65.00	0.00
POLYFAX EYE OINTMENT	TUBE	21.01	21.01	0.00

Cotnd.

7.11 Inter-city Consumer Prices June, 2015

Value in Rupees

Description	Unit	Average	Average	% Change
BETNESOL EYE DROPS	BOTTLE	33.89	33.89	0.00
EAR DROPS (CARDISPORINE) ***	BOTTLE	21.00	21.00	0.00
BETNOVATE-N OINTMENT 5 GMS	TUBE	16.00	16.00	0.00
BURNOL CREAM 30 GRM	TUBE	16.00	16.00	0.00
VICKS VAPORUB/BALM	BOTTLE	36.03	36.03	0.00
GLYCRINE SMALL BOTTLE	BOTTLE	22.69	22.69	0.00
JOUHAR JOSHANDA	PKT.	7.40	7.40	0.00
GALXOS-D (450 GRMS)	PKT.	158.77	158.77	0.00
GRIPE-WATER WOODWARDS	BOTTLE	53.00	53.63	1.19
SANIPLAST ONE PUTTY	EACH	1.86	1.88	1.08
O.R.S. (NIMCOL)	PKT.	15.83	15.83	0.00
DETTOL (MEDIUM)	BOTTLE	46.80	46.80	0.00
COTTON BANDAGE 2" - 4"	EACH	9.35	9.40	0.53
THERMOMETER CHINA	EACH	42.34	42.34	0.00
DOCTOR (MBBS) CLINIC FEE	P/PAT.	173.81	174.44	0.36
URINE TEST (DR) CHARGES	P/TEST	101.91	101.91	0.00
BLOOD TEST (CP) CHARGES	P/TEST	239.88	239.88	0.00
SUGAR TEST (RANDOM/FASTING BOTH) CHARGES	P/TEST	170.03	170.28	0.15
ECG CHARGES	P/TEST	228.11	229.36	0.55
X-RAY (CHEST) CHARGES	P/X-RAY	281.86	284.36	0.89
TRANSPORT				
CAR SUZUKI 800 CC (W/O. A/C)	EACH	645371.43	645371.43	0.00
CAR SUZUKI 1000 CC	EACH	1065288.89	1065288.89	0.00
CAR TOYOTA 1300 CC	EACH	1631960.00	1631960.00	0.00
CAR HONDA CIVIC	EACH	2098315.79	2098315.79	0.00
MOTORCYCLE HONDA CD-70.	EACH	66830.59	66830.59	0.00
MOTORCYCLE YAMAHA 100CC.	EACH	80060.29	80060.29	0.00
MOTOR CYCLE HERO 70 CC	EACH	45448.53	45448.53	0.00
BICYCLE WITH TYRES & TUBES	EACH	7473.61	7473.61	0.00
TYRE CAR WITH TUBE GENERAL	EACH	3373.75	3373.75	0.00
TYRE MOTOR CYCLE WITHOUT TUBE	EACH	1190.88	1190.88	0.00
TYRE CYCLE SPECIFY BRAND NAME	EACH	369.07	369.07	0.00
TYRE CAR W/O TUBE	EACH	3160.21	3178.80	0.59
PETROL SUPER	LITRE	74.29	77.79	4.71
HIGH SPEED DIESEL HSD	LITRE	83.61	87.12	4.20
CNG	K.G.	73.04	73.04	0.00
GAS CYLINDER STAND. SIZE	EACH	1102.13	1095.95	-0.56
MOTOR CYCLE SERVICE CHARGES	EACH	259.54	260.17	0.24
CAR SERVICE CHARGES	EACH	337.45	338.09	0.19
TYRE PUNCTURE CHARGES	EACH	62.27	62.65	0.61
CYCLE OVERHAULING CHARGES	EACH	289.79	289.79	0.00
CAR TAX FOR 800CC TO 1300CC	YEARLY	1840.80	1840.80	0.00
TRAIN FARE ECO. 1-100 KM.	P/KM.	0.68	0.68	0.00
TRAIN FARE ECO. 101-500 KM.	P/KM.	0.98	0.98	0.00
TRAIN FARE ECO. > 500 KM.	P/KM.	0.89	0.89	0.00
TRAIN FARE IST SLP. 1-100KM	P/KM.	2.10	2.10	0.00
TRAIN FARE IST SLP.101-500 KM	P/KM.	2.59	2.59	0.00
TRAIN FARE IST SLP. > 500 KM	P/KM.	1.99	1.99	0.00
TRAIN FARE A/C SLP. 1-100KM.	P/KM.	5.76	5.76	0.00
TRAIN FARE A/C SLP.101-500KM	P/KM.	4.59	4.59	0.00
TRAIN FARE A/C SLP > 500KM.	P/KM.	4.16	4.16	0.00
PLATEFORM TICKET	EACH	10.00	10.00	0.00
AUTO RICKSHAW FARES	KM/MIN	56.41	56.41	0.00
FULL TONGA CHARGES	KM/MIN	61.68	61.68	0.00
TAXI 4 SEATER FARE	KM/MIN	79.23	79.23	0.00
BUS FARE MIN (WITHIN CITY)	TICKET	11.47	11.47	0.00
BUS FARE MAX (WITHIN CIT	TICKET	19.89	19.89	0.00
BUS FARE OUTSIDE CITY	P/KM.	0.90	0.90	0.00
A/C BUS FARE OUTSIDE CITY	P/KM.	1.38	1.38	0.00
MINIBUS FARE MIN.WITH IN CITY	TICKET	13.55	13.55	0.00
MINIBUS FARE MAX.WITH IN CITY	TICKET	19.80	19.80	0.00
SUZUKI FARE MIN.WITH IN CITY	TICKET	10.74	10.74	0.00
SUZUKI FARE MAXIMUM W.IN CITY	TICKET	18.36	18.36	0.00
AIR FARE ECONOMY CLASS.	P/KM.	19.26	19.26	0.00

Cotnd.

7.11 Inter-city Consumer Prices June, 2015

Value in Rupees

Description	Unit	Average	Average	% Change
COMMUNICATION				
POSTAL ENVELOPE DOMESTIC	EACH	8.00	8.00	0.00
ENVELOPE FOR SAUDI ARABIA	EACH	49.63	49.63	0.00
POSTAL REGISTRATION CHARGES	EACH	28.00	28.00	0.00
U.M.S. REG CHARGES MIN.	EACH	58.45	58.45	0.00
T.C.S. CH. MIN.WITH IN ZONE	EACH	130.88	131.88	0.76
TELEPHONE CHARGES LOCAL CALL	P/CALL	3.94	3.94	0.00
TEL CHARGES OUT SIDE CITY	P/CALL	3.94	3.94	0.00
INTERNET CHARGES	P/HOUR	28.89	28.89	0.00
MOBILE CELL CHARGES	P/UNIT	3.07	3.07	0.00
FAX CHARGES (LOCAL)	P/PAGE	17.38	17.38	0.00
TELEPHONE SET AV. QLTY	EACH	765.07	765.07	0.00
MOBILE SET NOKIA/SONY/ERICSON/SAMSUNG WITHOUT CAMERA	EACH	2804.90	2804.90	0.00
RECREATION AND CULTURE				
T.V. 20" COLORED WEGA H-A21.	EACH	19452.71	19452.71	0.00
T.V 20" COLOR CHINA/KORIA)	EACH	11280.21	11280.21	0.00
V.C.P. PANASONIC/LG/NAT	EACH	5436.31	5436.31	0.00
DVD/VCD PLAYER PANASONIC/LG	EACH	4169.99	4169.99	0.00
RADIO WITH C.PLAYER NATIONAL	EACH	2221.47	2221.47	0.00
PERSONNEL COMPUTER (BRANDED)	EACH	43315.50	43315.50	0.00
VID. CASSETTE BLK. TDK/SONY	EACH	144.90	144.90	0.00
COM. C.D. (TDK/IMATION)	EACH	53.77	53.77	0.00
TAPE RECORDER CASSETTE BLANK	EACH	46.65	46.65	0.00
VIDEO GAME SEGA 16 BYTE	EACH	1280.88	1280.88	0.00
CINEMA A/C. HIGH CLASS	TICKET	93.81	93.81	0.00
CINEMA NON-A/C HIGH CLASS	TICKET	56.65	56.65	0.00
CABLE CHARGES	PER MONT	290.63	290.63	0.00
TV.LICENCE FEE DOMESTIC	YEARLY	420.00	420.00	0.00
ENGLISH BOOK CLASS V1	EACH	70.43	70.43	0.00
ENGLISH BOOK CLASS IX OR X	EACH	94.63	94.63	0.00
ENG. BOOK IST.YR COMPLETE SET	EACH	86.78	86.78	0.00
ENGLISH BOOK BA/B.SC	EACH	163.25	163.25	0.00
URDU BOOK CLASS V (T.B.BORD)	EACH	72.16	72.16	0.00
URDU BOOK CLASS IX/X(T.B.B)	EACH	100.70	100.70	0.00
URDU BOOK IST.YEAR/INTER	EACH	60.00	60.00	0.00
URDU BOOK BA/B.SC	EACH	144.50	144.50	0.00
MATHS BOOK CALSS V (T.B.B)	EACH	76.95	76.95	0.00
MATHS BOOK CLASS IX OR X	EACH	210.05	210.05	0.00
MATHS BOOK IST.YEAR (T.B.B)	EACH	148.13	148.13	0.00
PAKISTAN STUDIES BOOK BA/B.SC	EACH	150.50	150.50	0.00
DAILY "DAWN"	P/COPY	19.00	19.00	0.00
DAILY "JANG"	P/COPY	12.00	12.00	0.00
DAILY "NAWA-E-WAQT"	P/COPY	12.00	12.00	0.00
WEEKLY "AKHBAR-E-JAHAN"	P/COPY	55.00	55.00	0.00
WEEKLY "MAG"	P/COPY	45.00	45.00	0.00
MONTHLY "NAUNEHAL DIGEST"	P/COPY	35.00	35.00	0.00
PAPER FOOLSCAPE (27"x17")	QUIRE	37.71	37.71	0.00
EXERCISE.BOOK LINED 80/100 PGS	EACH	45.34	45.34	0.00
PENCILGOLDFISH/DEER	EACH	6.17	6.17	0.00
PEN INK DOLLOR 57 ML BOTTLE	EACH	21.25	21.25	0.00
PHOTOSTATE PAPER 70 GM	PRT	348.46	348.46	0.00
BALL PEN (local)	EACH	6.15	6.15	0.00
FOUNTAIN PEN HERO/WINGS/CHINA	EACH	42.64	42.64	0.00
EDUCATION				
PRIVATE SCHOOL FEE ENGLISH MEDIUM AVERAGE STANDARD (CLASS I)	PER MONTH	1292.64	1292.64	0.00
PRIVATE SCHOOL FEE ENGLISH MEDIUM AVERAGE STANDARD (CLASS V)	PER MONTH	1456.53	1456.53	0.00
PRIVATE SCHOOL FEE ENGLISH MEDIUM AVERAGE STANDARD (CLASS VI)	PER MONTH	1593.02	1593.02	0.00
PRIVATE SCHOOL FEE ENGLISH MEDIUM AVERAGE STANDARD (CLASS X)	PER MONTH	1888.69	1888.69	0.00
PRIVATE MEDICLE COLLEGE FEE MBBS (IST YEAR)	PER MONTH	44426.99	44426.99	0.00
PRIVATE ENGINEERING COLLEGE FEE (ISTR YEAR)	PER MONTH	11971.70	11971.70	0.00
GOVT. COLLEGE FEE IST. YEAR	MONTH	44.99	44.99	0.00
GOVT. COLLEGE FEE 4TH. YEAR	MONTH	59.03	59.03	0.00
GOVT. UNIVERSITY FEE MSC.	MONTH	401.64	401.64	0.00
GOVT. MED. COLLEGE FEE MBBS	MONTH	1302.55	1302.55	0.00

Cotnd.

7.11 Inter-city Consumer Prices June, 2015

Value in Rupees

Description	Unit	Average	Average	% Change
GOVT. ENGG. COLL. FEE 1 YEAR	MONTH	1082.49	1082.49	0.00
COACHING FEE FOR CLASS IX/X	PER MONTH	1165.40	1165.40	0.00
COACHING CHARGES FOR CLASS 1ST YEAR/INTER (SCIENCE)	PER MONTH	1684.36	1684.36	0.00
COACHING CHARGES FOR CLASS 1ST YEAR/INTER (COMMERCE)	PER MONTH	1430.69	1430.69	0.00
I.T. TUITION FEES	PER MONTH	2448.10	2448.10	0.00
MBA TUITION FEES	PER MONTH	6285.11	6285.11	0.00
RESTAURANTS AND HOTELS				
BREAD TANDOORI ST. SIZE	EACH	7.61	7.61	0.00
COOKED MUTTON (AV. HOTEL)	PLATE	140.20	140.20	0.00
COOKED BEEF (AV. HOTEL)	PLATE	84.98	85.48	0.59
COOKED DAL (AV. HOTEL)	PLATE	50.52	50.96	0.87
CHICKEN BIRYANI FULL/DOUBLE	PLATE	126.30	127.55	0.99
TEA PREPARED (ORDINARY)	CUP	18.78	18.78	0.00
MISCELLANEOUS GOODS AND SERVICES				
HAIRCUT CHARGES FOR MEN	P/CUT	73.22	73.47	0.34
BEAUTY PORL HAIR STYL CHARGE	P/STY.	267.12	268.52	0.52
SHAVING CHARGES	PER SHV	40.27	40.47	0.50
LIPSTICK S.MISS/MEDORA	EACH	107.00	107.00	0.00
NAIL POLISH S.MISS/MEDORA	EACH	87.19	87.19	0.00
PERFUME MED.SIZE MEDORA/BROACH	EACH	166.36	166.36	0.00
HAIR-OIL AMLA/CHAMBELI	BOTTLE	109.50	111.00	1.37
TOILET SOAP LUX 95 GRAMS	EACH	34.70	34.70	0.00
TOILET SOAP LIFEBOUY 140 GRM	EACH	36.38	36.48	0.27
TOILET SOAP SAFEGUARD BATH SIZE	EACH	47.60	47.60	0.00
TOOTHPASTE MACKLINES 70 GRM	EACH	50.00	50.00	0.00
TOOTHPAST MED SIZE CLGATE 70 GMS	EACH	61.40	61.40	0.00
TOOTHBRUSH SHEILD A/PLAUQUE	EACH	39.42	39.42	0.00
TOOTHPOWDER DENTONIC 90 GRM	EACH	26.28	26.33	0.19
HAIR-COLOUR BEGIN (6 GMS)	EACH	97.17	97.63	0.47
HAIR COLOUR (KALAKOLA)	BOTTLE	125.38	125.38	0.00
FACECREAM PONDS (MEDIUM)	EACH	111.88	111.88	0.00
TALC POWDER VICE ROAY,B.CAT	EACH	134.00	134.00	0.00
BLADE TREET ORDINARY 10'S	PKT.	33.70	33.70	0.00
BLADE 7-O-CLOCK STAIN. 5'S	PKT.	33.48	33.48	0.00
SHAMPOO SUNSILK/PAINTIN 100 ML	BOTTLE	108.25	108.25	0.00
BEAUTY CREAM (FAIR & LOVELY)	EACH	125.43	125.43	0.00
HAIR REMOVING CREAM (EU-CREAM)	TUBE	61.19	61.31	0.20
GEL MEDIUM SIZE	BOTTLE	92.13	92.13	0.00
DISPOSABLE RAZOR GILLET-II	EACH	40.05	40.63	1.45
SHAVING CREAM TOUCH-ME/ADM.	EACH	60.63	60.75	0.20
GOLD TEZABI 24 CT	10 GM.	40583.15	40293.08	-0.71
SILVER TEZABI 24 CT	10 GM.	621.56	614.69	-1.11
ARTIFICIAL JEWELLARY SET	SET	709.31	711.81	0.35
WRIST WATCH GENTS CITIZEN (ORIGINAL) ***	EACH	3432.14	3432.14	0.00
WRIST WATCH LADIES CITIZEN (ORIGINAL) ***	EACH	3421.25	3421.25	0.00
WALL CLOCK QUARTZ AV.QLTY	EACH	530.83	530.83	0.00
SUITCASE REXIN (24"x16"x6")	EACH	1085.74	1090.29	0.42
TRUNK MEDIUM SIZE ***	EACH	1575.85	1576.29	0.03
PURSE LADIES (LEATHER) AVERAGE QUALITY	EACH	684.66	688.54	0.57

8. PUBLIC FINANCE

8.1 Customs Revenue Receipts

(Million Rupees)

S. No.	Description	Annual				
		2010-11	2011-12	2012-13	2013-14	2014-15
1	Meat, fish and their preparations	54.90	93.75	151.69	253.87	322.60
2	Milk, butter, cheese and honey	2769.09	2478.59	2235.00	2879.15	5371.62
3	Fruits, nuts and vegetables	1265.68	1427.16	1554.43	2368.46	2830.70
4	Coffee, nuts and vegetables	3542.19	3547.64	3730.56	3713.70	4202.54
5	Oil-seeds and miscellaneous fruits	150.60	120.73	146.20	176.67	1117.13
6	Vegetable plaiting materials	472.21	616.43	868.55	998.91	828.97
7	Animal and vegetable fats and oil	17262.76	18417.04	20247.00	20658.72	21183.29
8	Sugar and confectionery	285.07	372.89	291.17	383.73	523.17
9	Edible, preparation of cereal & vegetables	2862.84	2916.04	3099.12	3991.29	5319.78
10	Beverages, spirits and vinegars	221.28	192.14	176.65	179.36	228.65
11	Residues on waste from the food industries prepared animal fodder	61.26	53.16	59.44	141.58	2622.94
12	Tobacco	494.52	251.94	144.14	213.57	136.15
13	Mineral, fuel, oils and products thereof	21401.96	19140.05	20398.80	16760.58	24413.27
14	Chemicals and chemical products	6870.42	6798.82	7327.76	8239.32	10379.73
15	Pharmaceutical products	1565.36	1822.78	1893.71	2111.88	2507.92
16	Dyes, colours, paints and varnishes	2681.43	2538.32	2671.14	3611.13	4077.15
17	Perfumery, soap and toilet preparations	4908.71	3912.94	3778.08	4894.55	6321.37
18	Albuminodal substances modified stareehes gulesenzymes	196.53	202.99	215.36	287.14	488.59
19	Matches and other explosives	39.84	22.32	22.61	25.30	18.81
20	Photographic and cinematographic goods	1336.10	1178.39	1254.43	1583.89	1823.38
22	Rubber and articles thereof	2147.93	2352.45	8820.77	2395.14	13198.11
23	Leather articles and footwear	1835.37	1937.81	2143.80	2051.86	3179.46
24	Wood & articles of wood wood charcoal	552.34	557.80	2010.44	542.99	2459.12
25	Wood, paper and stationery	7423.54	6730.50	475.48	6085.09	837.99
26	Silk yarn and fabrics	205.57	130.81	5357.43	139.29	8503.06
27	Fabrics of wool, flax ramle metal vegetable	394.64	473.08	136.97	706.41	316.29
28	Cotton, Textile fabrics, Paper Yarn	340.77	786.13	490.74	2065.56	1039.73
29	Yarn and fabrics of man-made fiber	7666.13	7616.66	1422.08	8773.16	1057.36
30	Carpets & other floor covering	345.04	432.76	6523.28	285.80	11587.37
31	Special Woven Fabrics and Variety (58)	388.49	434.56	274.42	352.95	328.81
31	Plastic and articles thereof	8831.53	8807.12	349.73	11055.67	454.87
32	Textile articles including knitted & crocheted goods	2142.72	2254.15	1969.33	2627.81	3551.13
33	Other madeup textile articles, set worm clothing & textile articles rugs	1255.90	1336.37	1093.49	1375.49	1620.10
34	Glass and earthen-ware	3132.55	3522.41	3198.22	4459.56	5938.18
35	Precious metal, stones, pearls & imitation jewellery	95.09	28.71	40.01	65.58	90.60
36	Iron and steel manufactures	9677.83	10048.48	10545.65	9211.16	17154.45
37	Metals other than gold,silver,iron & steel	1386.38	1144.22	1253.23	1866.33	2518.70
38	Cutlery, tools articles of base metals	1038.53	1002.80	1015.61	1324.08	1608.30
39	Machinery and mechanical appliances	10928.56	11605.92	12362.55	13742.20	20289.00
40	Electric machinery and equipment	9528.38	9928.03	10396.39	11325.52	22583.98
41	Railway and tramway plant and rolling stock	25.04	125.87	393.05	447.75	1147.92
42	Motor and other vehicles	28097.49	43090.45	42305.56	36314.43	49408.87
43	Ships, boats and aircraft's	136.17	117.96	108.57	79.44	1045.69
44	Clocks and watches and parts thereof	66.18	47.19	60.14	66.04	61.53
45	Arms and ammunitions	498.63	464.96	507.58	317.19	336.89
46	Toys, games and sports goods	416.83	324.33	278.43	346.34	488.01
47	Sub-total (1 to 46)	167000.38	181405.65	183798.79	191495.64	265523.28
48	All other articles	26179.32	46869.49	66022.29	58234.50	49707.26
49	Gross Collection (47 to 48)	193179.70	228275.14	249821.08	249730.14	315230.54
50	Refund & Rebates	8527.42	8453.67	10362.12	8731.76	9090.69
51	Net collection (54-55)	184652.28	219821.47	239458.96	240998.38	306139.85
52	Total imports duty	179722.75	213285.30	...	233783.87	283865.95
53	1 % Ware House Charges	1598.29	1660.09	...	1182.93	808.69
54	Miscellaneous	3636.25	3870.35	...	4469.01	5010.68
55	Export duties	390.71	471.07	...	475.78	495.05
56	25% Export Development Charges	5174.30	5291.13	...	6119.22	5921.88
57	Regularity Duty	2544.84	2111.14	...	3699.32	19128.26

Contd.

8.1 Customs Revenue Receipts

(Million Rupees)

S. No.	Description	Monthly			
		Jun,2014	Jul,2014	Aug,2014	Sep.,2014
1	Meat, fish and other preparations	14.84	12.98	19.81	26.68
2	Milk, Butter, Cheese and Honey	271.74	427.71	272.58	179.07
3	Fruits, nuts and vegetables	189.68	262.03	175.33	253.75
4	Coffee, nuts and vegetables	351.35	283.77	310.15	403.13
5	Oil-seeds & miscellaneous fruits	28.60	19.74	182.22	171.81
6	Vegetable plaiting Materials	50.11	58.24	64.24	68.06
7	Animal and vegetable fats and oil	2585.21	1352.52	1828.05	2104.21
8	Sugar and confectionery	39.63	43.18	42.42	39.95
9	Edible, preparation of cereals and vegetables	360.69	423.37	425.45	407.18
10	Beverages, spirits and vinegars	17.87	17.77	26.71	27.21
11	Residues an Waste from the food industries, Prepared animal fodder	42.13	250.55	252.85	384.32
12	Tobacco	29.26	4.64	10.17	32.90
13	Minerals, fuel, oils and products thereof	1719.55	404.45	1612.87	1538.05
14	Chemicals and chemicals products	666.81	755.49	857.95	867.72
15	Pharmaceutical products	153.68	190.44	225.55	229.62
16	Dyes, colours, paints and varnishes	346.80	344.16	399.82	317.39
17	Perfumery, soap and toilet preparations	449.51	449.21	574.62	539.57
18	Albuminoidal substances modified starches, glues,enzymes	26.33	43.94	44.39	36.97
19	Matches and other explosives	0.07	0.34	0.18	0.36
20	Photographic and cinematographic goods	144.56	146.92	170.59	157.64
21	Plastic and articles thereof	1136.35	1052.05	1235.66	1035.36
22	Rubber and articles thereof	223.08	236.40	306.82	303.35
23	Leather articles and footwear	248.47	224.64	183.57	339.28
24	Wood & articles of wood; wood charcoal	55.75	50.18	61.16	64.98
25	Wood, paper and stationery	603.37	605.24	716.91	806.02
26	Silk yarn and fabrics	21.48	21.54	19.81	22.04
27	Fabrics of Wool, flax, ramle metal, vegetable	74.03	74.60	76.38	85.35
28	Cotton, textile, fibre & other paper & veg yarn	113.25	72.30	56.99	61.44
29	Yarn and fabrics of man-made fiber	790.60	1090.82	1077.94	1011.16
30	Carpets & other floor covering	23.80	26.47	24.07	24.61
31	Special Woven Fabrics and Variety	34.21	41.96	43.70	43.95
32	Textile articles including knitted & crocheted goods	276.07	246.39	258.34	355.29
33	Other made up textile articles;set;worn colothing & textile articles;rugs	110.79	86.55	142.87	147.60
34	Glasses and earthen/ware	396.39	477.58	474.52	514.30
35	Precious metals,stones,pearls & imitation jewellery	12.63	9.93	6.06	5.62
36	Iron & steel manufactures thereof	1009.74	926.77	1198.61	1341.61
37	Metals other than gold, silver, iron & steel	161.12	162.86	226.02	201.35
38	Cutlery, tools articles of base metals	140.52	136.48	126.66	133.03
39	Machinery and mechanical appliances	1311.33	1290.88	1462.62	1604.48
40	Electric machinery and equipment	1616.02	1772.51	2272.13	2327.26
41	Railway and tramway plant and rolling stock	102.07	197.67	76.66	18.70
42	Motor and other vehicles	4154.50	2490.15	3913.49	4299.60
43	Ships, boats and Air crafts	33.74	17.44	109.90	125.67
44	Clocks, watches and parts thereof	4.21	4.33	4.14	5.38
45	Arms and ammunitions	38.82	12.76	44.37	50.76
46	Toys, games and sports goods	38.82	41.25	31.84	36.31
47	Sub total (1 to 46)	20219.58	16861.20	21647.19	22750.09
48	All other articles	12152.68	1053.88	1112.05	4378.10
49	Total Import Duty	30091.19	16880.19	21536.14	25195.40
50	Warehouse Charges	71.64	51.06	60.90	81.84
51	Regularity Duty	362.43	374.05	409.68	448.88
52	Miscellienous	1199.07	206.77	234.30	836.78
53	0.25 % Export Development Charges	557.62	392.42	491.84	537.22
54	Export Duties	90.28	10.59	26.39	28.06
55	Gross	3272.23	17915.08	22759.25	27128.18
56	Refund	45.48	97.21	23.30	137.90
57	Rebate	167.88	1038.57	1060.12	922.04
58	Refund & Rebate	213.36	1135.78	1083.42	1059.94
59	Net	3058.87	16779.30	21675.83	26068.24

Contd.

8.1 Customs Revenue Receipts

(Million Rupees)

S. No.	Description	Monthly				
		Oct,2014	Nov, 2014	Dec, 2014	Jan, 2015	Feb, 2015
1	Meat, fish and other preparations	30.89	31.99	36.03	40.23	40.44
2	Milk, Butter, Cheese and Honey	345.79	325.24	535.15	622.74	252.93
3	Fruits, nuts and vegetables	298.69	233.24	229.56	202.28	172.61
4	Coffee, nuts and vegetables	370.42	277.03	402.46	402.28	326.54
5	Oil-seeds & miscellaneous fruits	67.77	119.20	106.58	71.62	51.60
6	Vegetable plaiting Materials	76.25	70.06	68.00	65.36	69.78
7	Animal and vegetable fats and oil	1855.01	1806.09	1813.21	1397.76	1544.07
8	Sugar and confectionery	37.47	39.22	51.58	48.99	35.37
9	Edible, preparation of cereals and vegetables	433.37	405.91	376.03	429.35	420.89
10	Beverages, spirits and vinegars	7.07	13.02	12.31	14.44	10.97
11	Residues an Waste from the food industries, Prepared animal fodder	139.78	293.21	196.84	129.57	261.94
12	Tobacco	9.95	10.62	11.90	13.06	6.61
13	Minerals, fuel, oils and products thereof	1554.15	1696.47	1386.53	1121.12	1049.68
14	Chemicals and chemicals products	946.05	790.64	936.73	737.16	789.15
15	Pharmaceutical products	210.96	242.59	196.35	137.79	179.86
16	Dyes, colours, paints and varnishes	278.21	240.00	340.85	355.99	315.23
17	Perfumery, soap and toilet preparations	591.89	499.55	505.78	453.01	433.66
18	Albuminoidal substances modified starches, glues,enzymes	45.80	39.18	39.63	43.60	36.09
19	Matches and other explosives	1.86	1.50	0.26	0.58	4.96
20	Photographic and cinematographic goods	154.68	109.42	152.21	158.28	138.01
21	Plastic and articles thereof	1029.67	1035.43	1038.57	926.68	997.36
22	Rubber and articles thereof	274.98	250.11	269.47	225.98	180.10
23	Leather articles and footwear	258.17	188.61	202.68	163.75	197.34
24	Wood & articles of wood; wood charcoal	56.27	71.37	66.48	78.20	60.73
25	Wood, paper and stationery	722.50	671.38	626.72	535.32	700.61
26	Silk yarn and fabrics	24.48	26.21	28.00	44.00	33.11
27	Fabrics of Wool, flax, ramle metal, vegetable	91.14	71.84	87.85	98.55	91.67
28	Cotton, textile, fibre & other paper & veg yarn	71.51	85.58	82.14	80.03	104.62
29	Yarn and fabrics of man-made fiber	993.00	899.77	942.72	917.70	937.12
30	Carpets & other floor covering	24.42	23.04	28.92	32.81	24.22
31	Special Woven Fabrics and Variety	37.91	41.78	36.34	34.74	40.24
32	Textile articles including knitted & crocheted goods	368.43	314.24	294.89	271.36	320.94
33	Other made up textile articles;set;worn colothing & textile articles;rugs	128.63	140.84	171.55	175.46	127.64
34	Glasses and earthen/ware	453.06	437.63	630.75	560.82	475.74
35	Precious metals,stones,pearls & imitation jewellery	10.76	9.07	5.37	5.73	6.17
36	Iron & steel manufactures thereof	1155.63	1114.59	1273.81	1403.72	828.49
37	Metals other than gold, silver, iron & steel	202.87	160.54	240.26	156.09	222.59
38	Cutlery, tools articles of base metals	124.70	121.93	152.36	134.88	128.97
39	Machinery and mechanical appliances	1530.84	1598.54	1703.19	1568.77	1827.42
40	Electric machinery and equipment	1877.58	1813.17	1848.15	2052.09	1450.86
41	Railway and tramway plant and rolling stock	133.19	10.50	122.34	22.36	328.33
42	Motor and other vehicles	3895.38	3663.75	3625.32	4718.72	3224.99
43	Ships, boats and Air crafts	87.13	94.16	29.35	31.94	105.61
44	Clocks, watches and parts thereof	4.29	6.14	8.79	4.35	4.47
45	Arms and ammunitions	25.90	32.87	57.98	32.28	12.98
46	Toys, games and sports goods	31.17	29.42	36.42	37.66	45.61
47	Sub total (1 to 46)	21069.67	20156.69	21008.41	20759.20	18618.32
48	All other articles	1506.27	2492.11	6569.86	3406.01	4377.11
49	Total Import Duty	21263.33	21421.55	26119.72	22514.52	20401.38
50	Warehouse Charges	76.79	72.97	61.15	69.64	86.67
51	Regularity Duty	394.35	388.60	418.89	639.32	1689.43
52	Miscellienous	269.70	287.83	387.30	364.39	350.08
53	0.25 % Export Development Charges	504.42	453.38	552.21	542.77	430.91
54	Export Duties	67.32	35.93	44.78	34.55	36.93
55	Gross	22575.91	22660.26	27584.05	24165.19	22995.40
56	Refund	3.67	60.71	3.92	25.14	34.11
57	Rebate	746.40	672.19	559.31	779.47	853.44
58	Refund & Rebate	750.07	732.90	563.23	804.61	887.55
59	Net	21825.84	21927.36	27020.82	23360.58	22107.85

Source: Federal Board of Revenue, Islamabad.

8.1 Customs Revenue Receipts

(Million Rupees)

S. No.	Description	Monthly			
		Mar, 2015	Apr, 2015	May, 2015	Jun, 2015
1	Meat, fish and other preparations	18.28	26.71	18.21	20.35
2	Milk, Butter, Cheese and Honey	389.62	582.66	817.39	620.76
3	Fruits, nuts and vegetables	185.20	302.26	250.11	265.65
4	Coffee, nuts and vegetables	428.59	379.91	308.27	310.01
5	Oil-seeds & miscellaneous fruits	70.66	61.79	59.18	134.95
6	Vegetable plaiting Materials	79.22	84.75	65.76	59.27
7	Animal and vegetable fats and oil	1628.37	1466.80	1867.00	2514.16
8	Sugar and confectionery	31.60	56.69	49.10	47.61
9	Edible, preparation of cereals and vegetables	376.30	540.68	632.57	448.68
10	Beverages, spirits and vinegars	26.96	25.54	26.46	20.20
11	Residues an Waste from the food industries, Prepared animal fodder	199.87	116.98	168.42	228.61
12	Tobacco	7.13	7.61	15.76	5.80
13	Minerals, fuel, oils and products thereof	1275.65	2591.20	4687.94	5330.75
14	Chemicals and chemicals products	861.17	978.75	912.92	946.00
15	Pharmaceutical products	228.16	195.16	229.90	241.53
16	Dyes, colours, paints and varnishes	355.76	376.83	375.88	377.05
17	Perfumery, soap and toilet preparations	493.66	549.15	630.89	600.38
18	Albuminoidal substances modified starches, glues,enzymes	38.39	37.26	42.16	41.20
19	Matches and other explosives	1.55	3.91	1.88	1.46
20	Photographic and cinematographic goods	140.68	125.18	200.93	168.85
21	Plastic and articles thereof	1150.04	1156.24	1323.07	1218.04
22	Rubber and articles thereof	281.01	284.41	302.03	264.82
23	Leather articles and footwear	109.04	74.51	239.01	278.52
24	Wood & articles of wood; wood charcoal	68.88	84.38	87.70	87.67
25	Wood, paper and stationery	692.41	831.15	763.71	831.10
26	Silk yarn and fabrics	16.83	23.03	33.24	24.00
27	Fabrics of Wool, flax, ramle metal, vegetable	79.57	71.52	101.74	109.52
28	Cotton, textile, fibre & other paper & veg yarn	114.72	93.89	128.43	105.71
29	Yarn and fabrics of man-made fiber	816.64	887.70	944.29	1068.51
30	Carpets & other floor covering	32.81	31.07	23.71	32.67
31	Special Woven Fabrics and Variety	32.94	28.84	32.18	40.30
32	Textile articles including knitted & crocheted goods	236.11	173.17	331.56	380.42
33	Other made up textile articles;set,worn colothing & textile articles;rugs	126.53	106.54	125.74	140.16
34	Glasses and earthen/ware	411.69	344.93	504.15	653.09
35	Precious metals,stones,pearls & imitation jewellery	5.22	5.62	7.25	13.80
36	Iron & steel manufactures thereof	1053.98	2508.75	2009.56	2341.24
37	Metals other than gold, silver, iron & steel	195.87	234.49	231.88	281.92
38	Cutlery, tools articles of base metals	139.57	96.69	149.59	163.49
39	Machinery and mechanical appliances	1825.21	2062.73	1824.79	1989.36
40	Electric machinery and equipment	1605.12	1898.06	1648.21	2019.18
41	Railway and tramway plant and rolling stock	14.75	94.38	109.06	19.97
42	Motor and other vehicles	3832.66	5361.26	4991.68	5398.89
43	Ships, boats and Air crafts	113.61	69.26	114.93	146.67
44	Clocks, watches and parts thereof	2.95	4.23	5.98	6.48
45	Arms and ammunitions	13.75	20.04	12.42	20.78
46	Toys, games and sports goods	50.89	55.59	42.73	49.15
47	Sub total (1 to 46)	19859.62	25112.30	27449.34	30068.70
48	All other articles	8922.17	1319.94	3018.40	11696.39
49	Total Import Duty	25285.22	22987.47	25081.34	35179.69
50	Warehouse Charges	62.64	63.67	68.77	52.59
51	Regularity Duty	2491.35	2525.05	4379.32	4969.34
52	Miscellaneous	364.54	348.23	429.69	931.07
53	0.25 % Export Development Charges	535.18	488.38	505.30	487.85
54	Export Duties	43.23	19.41	3.31	144.55
55	Gross	28782.16	26432.21	30467.73	41765.09
56	Refund	45.30	31.37	148.56	13.09
57	Rebate	572.35	534.43	652.75	75.34
58	Refund & Rebate	617.65	565.80	801.31	88.43
59	Net	28164.51	25866.41	29666.42	41676.66

Source: Federal Board of Revenue, Islamabad.

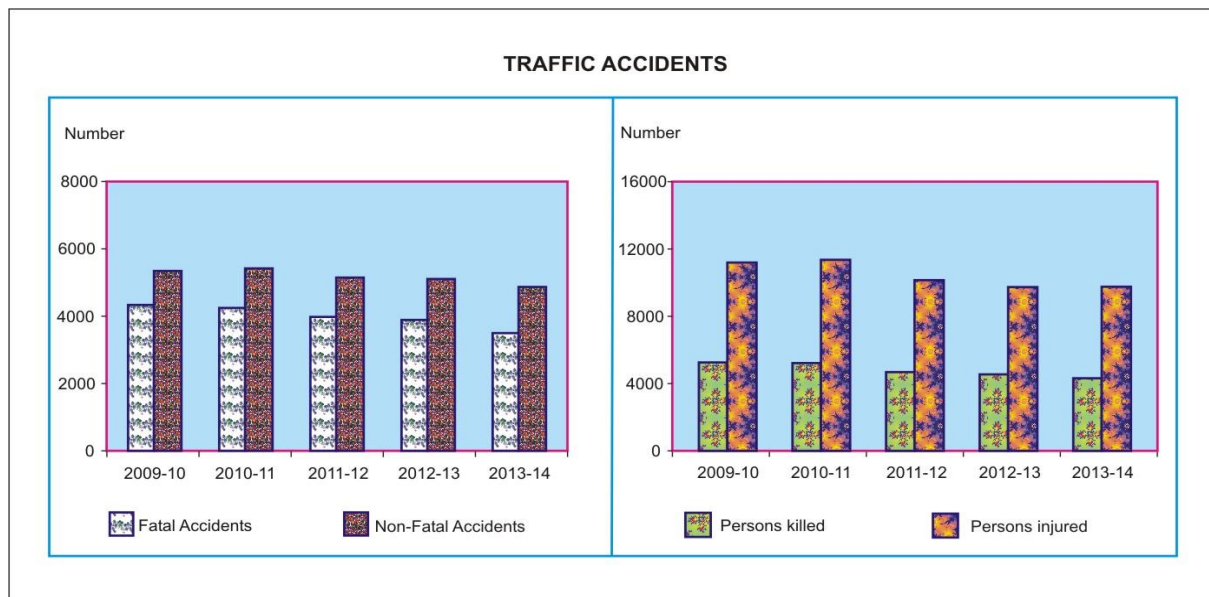
9. SOCIAL

9.1 Data on Traffic Accidents

Year/Month	Total Number of Accidents	Accident		Persons		Total Number of Vehicles Involved
		Fatal	Non - Fatal	Killed	Injured	

PAKISTAN

2010-11	9723	4280	5443	5271	11383	10822
2011-12	9140	3966	5174	4758	10145	9986
2012-13*	8988	3884	5104	4719	9710	9876
2013-14*	8359	3500	4859	4348	9777	9423
2014-15*	7865	3214	4651	3954	9661	8949
2014 Jun	712	291	421	377	905	821
Jul	674	265	409	336	752	778
Aug	613	246	367	310	855	699
Sep	606	245	361	284	732	695
Oct	771	312	459	376	1012	896
Nov	609	280	329	388	862	711
Dec	628	252	376	291	730	723
2015 Jan	569	236	333	288	675	653
Feb	562	218	344	263	681	596
Mar	636	273	363	347	797	712
Apr	741	305	436	357	818	830
May	728	290	438	338	776	818
Jun	728	292	436	376	971	838



Note: Data from July,2012 onward includes ICTs.

* Included Islamabad

Contd.

9.1 Data on Traffic Accidents

Year/Month	Total Number of Accidents	Accident		Persons		Total Number of Vehicles Involved
		Fatal	Non - Fatal	Killed	Injured	
2012-13	201	107	94	109	180	212
2013-14	256	120	136	132	206	256
2014-15	216	107	109	118	182	217
ISLAMABAD						
2014 Jun	20	11	9	11	13	20
Jul	17	12	5	13	17	18
Aug	9	5	4	6	6	9
Sep	10	4	6	4	8	10
Oct	22	9	13	10	19	22
Nov	20	10	10	11	12	20
Dec	20	8	12	8	12	20
2015 Jan	21	11	10	11	6	21
Feb	21	9	12	11	44	21
Mar	13	6	7	7	10	13
Apr	22	12	10	12	14	22
May	26	13	13	13	26	26
Jun	15	8	7	12	8	15
PUNJAB						
2010-11	5420	2591	2829	3167	5809	5420
2011-12	4990	2361	2629	2888	5071	4990
2012-13	4587	2213	2374	2692	4515	4587
2013-14	3696	1717	1979	2145	3941	3696
2014-15	3054	1435	1619	1750	3652	3054
2014 Jun	267	118	149	158	290	267
Jul	235	113	122	140	216	235
Aug	229	105	124	126	272	229
Sep	233	112	121	134	306	233
Oct	324	145	179	169	430	324
Nov	223	116	107	149	317	223
Dec	249	108	141	128	296	249
2015 Jan	207	106	101	133	236	207
Feb	228	98	130	117	287	228
Mar	278	141	137	175	367	278
Apr	290	129	161	157	365	290
May	299	132	167	164	288	299
Jun	259	130	129	158	272	259
SINDH						
2010-11	1270	758	512	927	1071	1541
2011-12	1054	681	373	756	681	1121
2012-13	935	582	353	696	637	960
2013-14	945	613	332	791	893	1103
2014-15	881	583	298	771	863	1029
2014 Jun	70	47	23	70	136	91
Jul	72	46	26	60	51	84
Aug	65	44	21	62	48	78
Sep	75	49	26	56	53	94
Oct	55	41	14	54	54	62
Nov	69	45	24	105	108	84
Dec	76	48	28	53	84	94
2015 Jan	77	50	27	55	96	83
Feb	85	56	29	68	59	93
Mar	74	48	26	71	78	86
Apr	91	61	30	67	35	100
May	64	46	18	45	55	70
Jun	78	49	29	75	142	101

Contd.

9.1 Data on Traffic Accidents

Year/Month	Total Number of Accidents	Accident		Persons		Total Number of Vehicles Involved
		Fatal	Non - Fatal	Killed	Injured	

KHYBER P.K.

2010-11	2722	773	1949	986	4153	3479
2011-12	2772	785	1987	953	3913	3501
2012-13	2968	846	2122	1059	4016	3736
2013-14	3120	877	2243	1033	4257	3934
2014-15	3399	942	2457	1137	4524	4260
2014 Jun	320	99	221	114	396	388
Jul	326	83	243	112	444	411
Aug	277	78	199	102	491	345
Sep	257	67	190	75	321	314
Oct	343	103	240	116	449	450
Nov	280	95	185	108	395	362
Dec	256	72	184	85	294	325
2015 Jan	245	64	181	79	300	319
Feb	209	49	160	59	257	236
Mar	241	66	175	77	308	297
Apr	308	86	222	103	371	387
May	313	92	221	109	378	392
Jun	344	87	257	112	516	422

BALUCHISTAN

2010-11	311	158	153	191	350	382
2011-12	324	139	185	161	480	374
2012-13	297	136	161	163	362	381
2013-14	342	173	169	247	480	434
2014-15	315	147	168	178	440	389
2014 Jun	35	16	19	24	70	55
Jul	24	11	13	11	24	30
Aug	33	14	19	14	38	38
Sep	31	13	18	15	44	44
Oct	27	14	13	27	60	38
Nov	17	14	3	15	30	22
Dec	27	16	11	17	44	35
2015 Jan	19	5	14	10	37	23
Feb	19	6	13	8	34	18
Mar	30	12	18	17	34	38
Apr	30	17	13	18	33	31
May	26	7	19	7	29	31
Jun	32	18	14	19	33	41

9.2 Data on Telecommunication 2015

Months	Distribution of Cellular Mobile Subscribers					
	Total	Moblink	CM Pak	Ufone	Telenor	Warid
Jan	136482096	38384557	27406675	21782905	36509373	12398586
Feb	136630891	38378938	27693987	21718480	36724230	12115256
Mar	134907976	38184925	27429830	21507765	36598171	11187285
Apr	131865579	38149067	27217698	18257842	37313551	10927421
May	112402835	32945683	21836725	17365830	30737198	9517399
Jun	114658434	33424268	22102968	17809315	31491263	9830620
Jul						
Aug						
Sep						
Oct						
Nov						
Dec						

9.3 Visitors at Archaeological Museum in Pakistan

Area/ attraction	April,2015		May,2015		June,2015	
	Foreigner	National	Foreigner	National	Foreigner	National
PAKISTAN	1567	157294	1106	125970	835	99279
ISLAMABAD	672	80165	447	67747	379	48094
Pakistan Museum of Natural History	15	6984	26	8554	40	5715
Lok Virsa Heritage Museum	217	32053	210	20220	140	16082
Pakistan Monument Museum	290	40758	176	38738	124	26162
Pakistan Railway Heritage Museum	150	370	35	235	75	135
PUNJAB	585	64876	551	50320	374	44163
Lahore Museum Lahore	233	23713	220	17021	166	17465
Allama Iqbal Library & Museum, Sialkot.	3	610	2	500	3	370
Museum, Taxila, Rawalpindi	100	2800	120	2700	90	3000
Museum, Harappa, Sahiwal.	19	7427	12	5172	2	4506
Allama Iqbal Museum, Javaid Manzil, Lahore	5	2153	8	1823	4	1245
PMDC Khewara Mines Museum, Chakwal	225	28173	189	23104	109	17577
SINDH	305	9635	88	6065	79	4766
National Museum of Pakistan, Karachi	14	1550	12	1954	11	1673
Sindh Provincial Museum, Hyderabad.	16	2021	*	*	*	*
Museum, Banbhore, Thatta.	1	433	2	469	-	312
Museum, Moenjodaro, Larkana.	27	3797	18	2608	16	1392
Museum Umerkot, Tharparkar.	-	677	3	404	-	885
Quid-e-Azam Birth Place, Karachi.	7	27	1	46	-	30
Quid-e-Azam House Museum, Karachi.	240	1130	52	584	52	474
KHYBER PAKHTUNKHWA	5	2583	20	1669	3	2184
Peshawar Museum, Peshawar.	5	1666	18	1029	3	990
Museum Saidu Sharif, Swat.	-	568	2	424	-	648
Dir Museum, Chakdara	-	349	-	216	-	546
BALUCHISTAN	-	35	-	169	-	72
Museum Balochistan, Quetta.	-	35	-	169	-	72

Source:-Department of Archaeology and Museum,
Government of Pakistan & Provincial Government

9.4 Visitors at Heritage Site in Pakistan

Area/ attraction	April,2015		May,2015		June, 2015	
	Foreigner	National	Foreigner	National	Foreigner	National
PAKISTAN	565	93795	421	65602	216	38630
PUNJAB	420	73017	263	49430	150	29578
Jahangir's Tomb, Lahore	40	7600	20	5000	5	2500
Shalimar Garden, Lahore	41	29435	31	24943	21	12400
Royal Fort (Shahi Qila), Lahore	200	15755	70	5115	28	3172
Hiran Minar & Tank, Sheikhpura	20	10000	10	6500	4	4000
Harappa, Sahiwal	19	7427	12	5172	2	4506
Taxila, Rawalpindi	100	2800	120	2700	90	3000
SINDH	81	7049	63	5531	16	3074
Banbhore , Thatta.	1	433	2	469	-	312
Makli Hill Monument, Thatta	53	2142	40	2050	-	485
Moenjodaro, Larkana.	27	3797	18	2608	16	1392
Umerkot Fort, Tharparkar.	-	677	3	404	-	885
KHYBER PAKHTUNKHWA.	64	13729	95	10641	50	5978
Remains of Takht-i-Bhai, Mardan	9	13300	8	10400	-	5100
Butkara Site Museum, Saidu Sharif, Swat	-	29	2	41	-	678
Julian Site, Haripur	55	400	85	200	50	200
BALUCHISTAN						

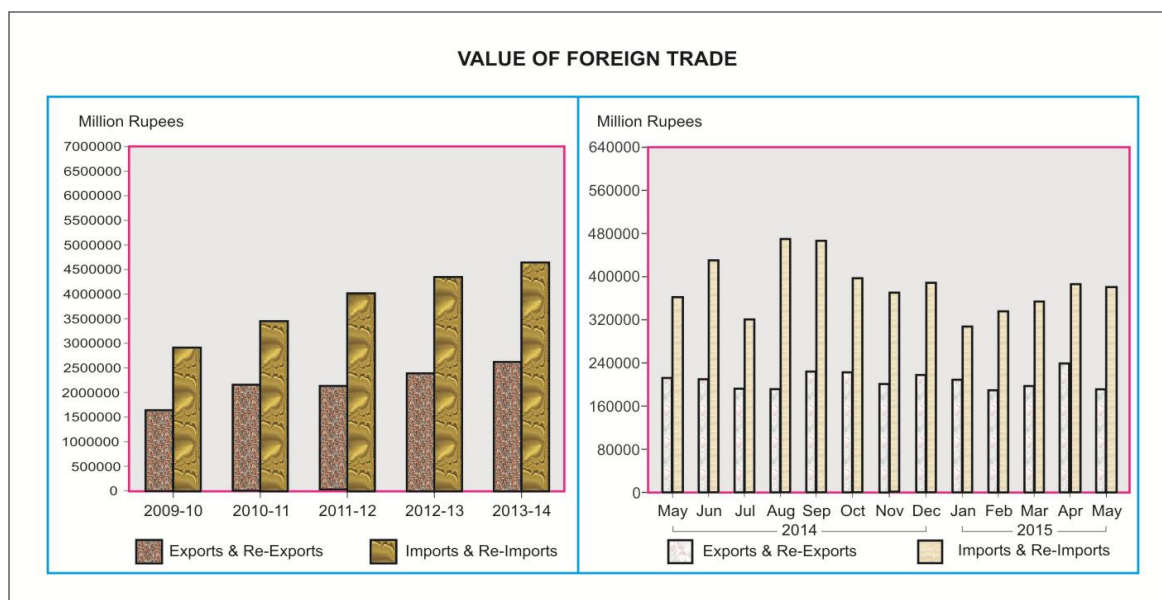
Source: Department of Archaeology and Museum.
Government of Pakistan & Provincial Government.

10. TRADE

10.1 Value of Foreign Trade

(Million Rupees)

Year / Month	Exports	Re-Exports	Imports	Re-Imports	Balance of Trade
2009-10	1,617,457.6	23,470.1	2,910,975.3	14.3	-1,270,061.9
2010-11	2,120,846.7	30,576.3	3,455,285.6	2,072.6	-1,305,935.2
2011-12	2,110,605.5	18,570.2	4,009,093.0	--	-1,883,049.0
2012-13	2,366,477.8	9,946.3	4,349,879.5	--	-1,973,455.4
2013-14	2,583,463.2	16,369.1	4,630,520.8	1,855.7	-2,032,544.2
2014 May	208,315.8	3,769.7	361,817.2	2.1	-149,733.8
Jun	198,680.7	2,303.5	425,228.9	1,695.5	-225,940.2
Jul	189,756.5	2,293.2	319,670.1	1,827.6	-129,448.0
Aug	190,351.2	1,903.5	469,537.5	1,999.0	-279,281.8
Sep	222,613.8	1,243.3	464,876.3	1,898.8	-242,918.0
Oct	200,455.8	1,746.2	435,657.9	1,808.0	-235,263.9
Nov	199,310.3	820.7	366,214.90	1,966.3	-168,050.2
Dec	216,620.3	1,318.0	386,514.6	1,857.8	-170,434.1
2015 Jan	207,163.2	1,697.7	306,222.9	1,547.5	-98,909.5
Feb	190,530.2	2,308.9	334,335.3	1,854.1	-143,350.3
Mar	196,002.1	1563.8	352412.9	1387.4	-156,234.4
Apr	202,250.6	1722.6	385075.9	1573.0	-182,675.7
May	189,389.8	1922.6	379073.8	1761.7	-189,523.1

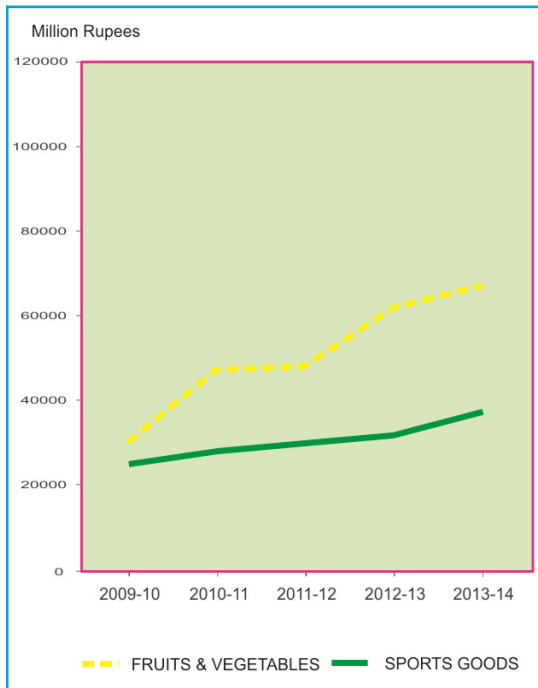
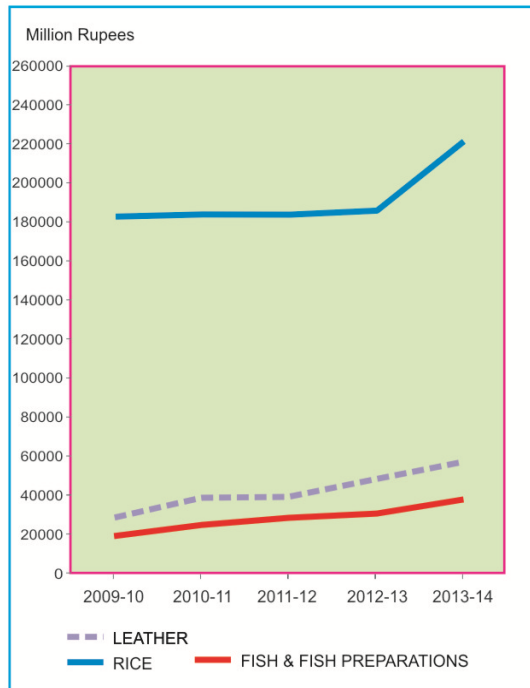
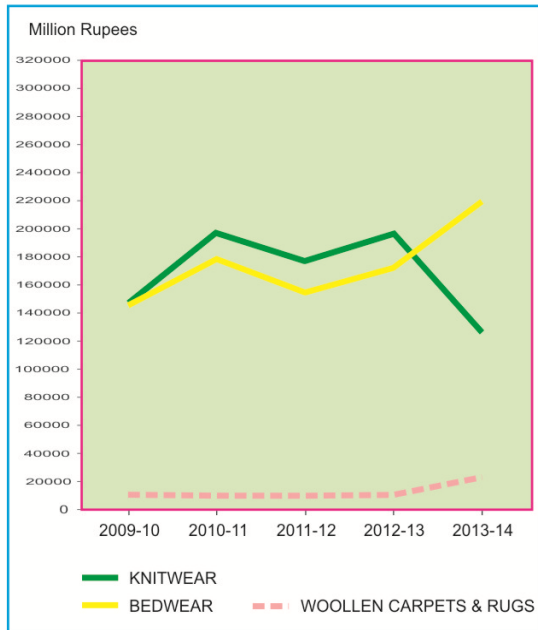
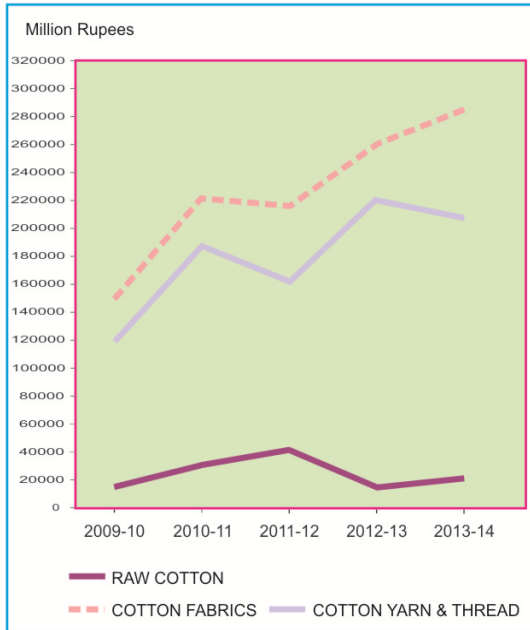


10.2 Exports by Commodity/Group

(Million Rupees)

Year/ Month	Raw Cotton	Cotton Fabrics	Cotton Yarn and Thread	Knitwear	Bedwear	Woollen Carpets & Rugs	Leather	Rice	Fish & Fish Prepara- tions	Fruits & Vege- tables	Sports goods
2009-10	16,365.5	150,935.5	120,767.9	147,864.8	146,195.1	11,119.1	28,698.3	183,370.3	19,049.8	30,243.8	25,020.8
2010-11	31,168.4	224,257.0	188,271.8	197,144.5	178,596.0	11,034.4	39,744.3	184,674.6	25,313.9	47,895.6	28,208.4
2011-12	41,392.6	218,159.8	163,403.5	176,652.4	155,108.3	10,113.5	39,841.2	184,405.0	28,597.6	48,321.8	30,241.0
2012-13	14,888.1	260,237.5	219,017.0	197,434.3	172,724.2	11,484.6	48,455.7	186,623.1	30,759.1	62,126.8	32,375.2
2013-14	21,352.5	285,130.2	207,199.9	235,564.7	219,961.7	12,616.2	56,496.4	222,906.7	37,917.6	66,703.9	37,259.6
2014											
May	752.2	22,338.1	14,704.1	24,682.8	18,870.4	1,051.2	5,943.4	16,072.9	4,180.2	3,219.6	3,781.1
Jun	135.7	19,462.9	13,335.5	20,095.7	17,627.5	739.2	5,102.2	14,747.0	3,247.0	2,668.0	3,495.5
Jul	329.6	20,936.9	13,344.6	23,137.3	19,620.5	962.0	3,845.4	12,368.3	2,091.6	2,903.3	3,440.3
Aug	1,615.0	19,224.8	16,201.8	17,462.7	15,357.5	704.7	3,762.2	10,462.1	1,976.3	3,268.4	2,383.9
Sep	3,117.6	23,207.9	17,870.6	22,584.1	20,639.1	860.7	4,785.7	13,596.0	3,865.8	3,132.6	2,853.2
Oct	2,555.1	20,973.9	17,561.8	21,445.4	18,430.1	999.1	3,999.2	15,892.3	3,531.9	3,145.8	1,994.7
Nov	2,356.3	19,434.6	18,725.7	19,040.1	17,521.5	1,354.6	4,150.3	22,515.7	3,591.2	4,047.4	2,156.6
Dec	1,585.7	21,282.7	17,378.4	21,313.2	16,949.6	1,734.0	4,642.8	24,020.2	3,157.0	9,362.0	2,902.4
2015											
Jan	1,905.8	20,796.4	17,098.6	20,459.6	18,280.6	1,024.3	4,365.0	20,600.6	2,823.3	10,718.4	2,774.1
Feb	681.9	22,347.3	17,411.4	18,327.4	16,273.6	563.1	3,345.5	17,560.0	1,947.2	9,916.9	2,848.8
Mar	274.3	21,520.2	13,636.1	16,936.9	15,740.5	963.6	4,230.9	21,882.1	2,702.9	7,731.1	2,940.7
Apr	270.7	21,406.3	12,902.6	18,712.2	18,300.0	960.9	4,200.6	18,308.2	3,395.9	5,966.2	3,809.5
May	159.4	19,388.8	14,022.0	22,392.5	17,992.5	919.5	4,474.7	15,516.7	3,852.1	3,970.1	3,142.9

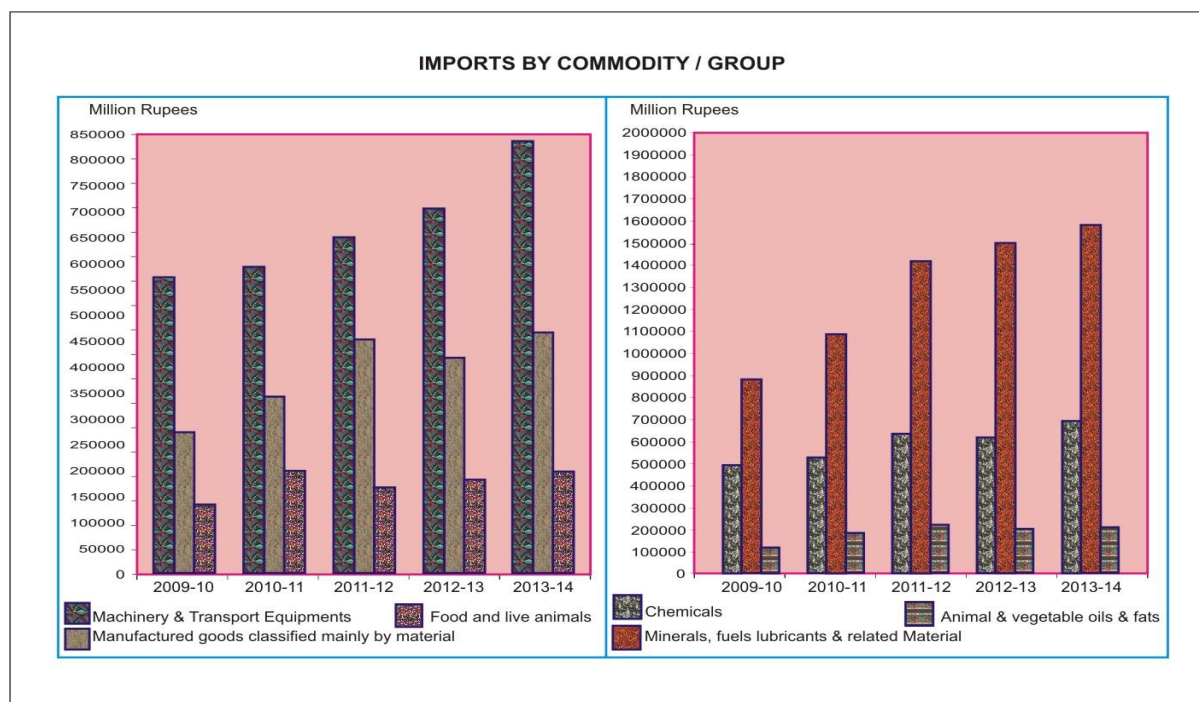
EXPORTS BY COMMODITY/GROUP



10.3 Imports by Commodity/Group

(Million Rupees)

Year/Month	Machinery and Transport equipment	Manufactured goods classified mainly by material	Food and Live animals	Chemicals	Mineral Fuels, Lubricants and related materials	Animal or Vegetable oils & fats
2009-10	616,893.3	294,972.2	141,005.7	492,227.1	883,653.4	120,975.4
2010-11	639,389.0	369,322.2	214,132.4	528,988.9	1,084,764.7	190,133.7
2011-12	699,993.9	482,498.6	179,555.6	637,823.7	1,420,173.6	228,731.4
2012-13	783,966.3	444,919.9	190,555.4	621,466.0	1,504,034.0	205,311.0
2013-14	886,479.3	496,850.9	221,052.9	691,397.7	1,570,968.0	213,427.6
2014 May	71,020.1	44,858.7	14,418.7	57,466.7	121,108.5	14,707.6
Jun	84,048.6	45,276.6	21,065.8	58,056.7	148,501.6	27,051.9
Jul	64,019.1	41,103.5	21,926.6	53,074.5	94,054.8	13,988.1
Aug	89,770.0	47,987.5	21,194.0	69,577.2	164,361.5	18,946.4
Sep	84,001.0	52,860.9	32,409.1	64,611.4	151,853.8	20,450.8
Oct	93,907.2	46,191.5	33,891.0	72,678.8	131,710.2	17,323.8
Nov	75,153.8	45,485.3	24,174.4	59,429.4	102,987.1	16,598.9
Dec	89,189.9	49,005.4	22,955.5	70,029.1	89,607.7	16,460.9
2015 Jan	76,282.9	45,445.9	20,431.4	48,730.7	62,162.6	12,815.7
Feb	83,370.8	43,542.6	20,085.0	61,756.5	74,516.8	13,836.8
Mar	85,025.8	43,610.4	19,864.3	62,032.5	81,860.3	14,289.9
Apr	88,780.4	50,191.1	19,541.7	66,645.1	105,102.4	12,562.8
May	83,296.8	50,764.7	21,674.2	67,244.4	94,332.1	15,812.3



10.4 Exports by Selected Commodities in Dollars

(In Thousand Dollar)

GROUPS/COMMODITIES	UNIT	MAY, 2015		CUMUL, FROM JUL., 2014		MAY, 2014		CUMUL, FROM JUL., 2013	
		QUANTITY	VALUE	QUANTITY	VALUE	QUANTITY	VALUE	QUANTITY	VALUE
GRAND TOTAL			1948737		21858660		2112850		23091918
A.PRIMARY COMMODITIES			314013		3869362		304977		3768530
01.RICE	MT	309512	152417	3605951	1902169	236843	163020	3492213	2013362
(I) RICE BASMATI	MT	30494	36154	480153	555569	72573	88390	613655	702824
(II) RICE OTHER VARIETIES	MT	279018	116263	3125798	1346601	164270	74630	2878558	1310538
02.FISH AND FISH PREPARATIONS	KG	15916057	37838	127777120	324727	17252343	42398	136451526	336483
03.FRUIT & VEGETABLES INCL.JUICES	KG	87668556	41790	1.414E+09	664062	53309048	36200	1339882568	653101
(I) FRUITS	KG	17690918	16932	666306603	416484	20480338	18026	755011072	416002
(II) VEGETABLES	KG	65718533	22065	710264794	217368	29200329	14628	546264976	201288
(III) FRUIT & VEGETABLE JUICES	KG	4259105	2793	37726799	30210	3628381	3546	38606520	35811
04.WHEAT	MT			8286	2868			20037	7008
05.WHEAT FLOUR	MT	113720	35929	747284	272117	42466	20562	396067	160309
06.SPICES(INCL. CHILLIES)	KG	1271581	5593	17176630	59840	2021959	6737	15988486	51827
07.OIL SEEDS, NUTS AND KERNALS	KG	904478	1603	37011297	63150	1380081	2623	59021071	79495
08.LEGUMINOUS VEGETABLE	KG			2230	2			3227075	2820
09.FLOWERS	KG	110229	277	417479	1041	118356	430	316834	922
10.RAW HIDES AND SKINS	KG			190159	517			242984	727
11.RAW WOOL AND ANIMAL HAIR	KG	618790	973	6689622	9276	1330496	1707	11284712	14459
(I) RAW WOOL	KG	604089	947	2358020	3509	322447	466	5535708	7384
(II) ANIMAL HAIR	KG	14701	26	4331602	5766	1008049	1242	5749004	7075
12.CRUDE ANIMAL MATERIAL	KG	2365560	3595	16556842	32581	1429683	6008	13709808	49443
13.CRUDE FERTILIZER	MT	1521	162	24794	2176	1518	133	11587	1291
14.MOLASSES	KG			76628808	9297	15620000	1946	197340631	24252
15.RAW COTTON	MT	967	1565	93384	146259	4080	7629	113952	203758
16.COTTON WASTE	MT	3957	4205	40254	46195	6084	7821	64776	73711
17.PETROLEUM CRUDE	MT	49000	19535	422174	257304				
18.MARBLES AND STONES	MT	47088	7396	407694	61731	51930	6692	554256	75595
19.TOBACCO	KG	355045	1134	3428317	11562	186466	1070	5983847	19826
(I) UN-MANUFACTURED	KG	338545	1070	3242269	10769	172527	1016	5753095	19028
(II) MANUFACTURED EXCL.CIGARETTE	KG	16500	64	186048	793	13939	54	230752	799
20.COKE	MT			20000	2489			949	141
B.TEXTILES MANUFACTURES			1088592		11920645		1149232		12073238
01.COTTON YARN	KG	46308744	137658	602352319	1728472	49429561	146294	618138862	1862083
02.COTTON CLOTH	SQM	180733136	190452	1.92E+09	2276640	1.9E+08	226565	2349093235	2572329
03.ARTICLES OF APPAREL & CLOTHING ACCESSORIES (EXCL. KNITWEARS)	DOZ	2692966	186110	28109828	1901190	1982937	146108	26054231	1723985
04.ART SILK AND SYNTHETIC TEXTILES	SQM	19966280	25854	246961712	305541	26664002	32257	303523565	350360
05.COTTON THREAD	KG	15940	76	2405788	10730	570524	2843	3432832	14947
06.TEXTILE FABRICS WOVEN(OTHER THAN COTTON & ARTIFICIAL FABRICS)	--		211		3393		425		3554
07.TULE, LACE, EMBROIDERY ETC	--		819		11661		1236		14521
08.COTTON BAGS/SACKS	MT	462	607	6217	12376	493	880	5738	10419
09.TENTS & OTHER CANVAS GOODS	KG	2075789	5567	41837530	116924	2695743	6049	26400014	71847
10.BED WEAR	KG	27641047	176736	296638353	1927066	26730512	191394	291175603	1958725
11.TOWELS	KG	16033170	73959	159595500	737098	15209971	73033	154031417	702914
12.TEXTILE MADE UPS (EXCL. TOWELS & BED WEAR)	--		61076		599611		62085		604163
13.KNITWEARS	DOZ	8671146	219956	95799709	2191229	9131615	250346	98152452	2089583
14.WASTE MATERIAL OF TEXTILE FIBRES/FABRICS	KG	2514469	2096	33558317	26177	3388560	2135	32354483	22398
15.YARN OTHER THAN COTTON YARN	KG	1092709	3014	13301311	40314	1136627	4131	11810335	39741
16.KINTTED OR CROCHATED FABRICS	SQM	1294676	4401	8262349	32224	750595	3450	10302981	31668

Cotnd.

10.4 Exports by Selected Commodities in Dollars

(In Thousand Dollar)

GROUPS/COMMODITIES	UNIT	MAY, 2015		CUMUL, FROM JUL., 2014		MAY, 2014		CUMUL, FROM JUL., 2013	
		QUANTITY	VALUE	QUANTITY	VALUE	QUANTITY	VALUE	QUANTITY	VALUE
C.OTHER MANUFACTURES			322735		3729924		432398		4825282
01.CIGARETTES	THNO	3218	67	29805	654	711	15	81167	1537
02.LEATHER	SQM	2160796	43954	20453483	452267	2996932	60281	26502267	499597
03.CARPETS,RUGS AND TAPESTRIES ETC	SQM	185554	9352	2286385	111969	277863	11116	3052890	117600
(I) WOOLLEN CARPETS AND RUGS	SQM	164013	9032	2059684	109112	237409	10662	2689832	114652
(II) WOOLLEN CARPET MACHINE MADE	SQM	416	11	2810	88			2610	63
(III) TAPESTRY CLOTH	SQM	62	1	313	4			18	
(IV) CARPETS KNOTTED & OTHER	SQM	21063	308	223578	2764	40454	453	360430	2886
FLOOR COVERING									
04.PETROLEUM PRODUCTS	MT	763	521	332224	301388	24546	26509	733698	627800
05.FEEDING STUFF FOR ANIMALS	KG	29160580	5959	298024980	60208	59999395	15955	452511606	125042
06.CHEMICALS AND PHARMACEUTICAL PRODUCTS	--		87741		898094		113722		1082537
(I) PLASTIC MATERIALS	KG	17266737	19785	207312077	242751	23778617	32084	239986237	334005
(II) PHARMACAUTICAL PRODUCTS.	KG	974439	17941	13682915	194388	768190	14973	14286218	161712
(III) FERTILIZER MANUFACTURES	MT								
(IV) OTHER CHEMICAL	--		50015		460955		66665		586820
07.RUBBER MANUFACTURES	--		1139		10535		927		9193
08.PAPER AND PAPER BOARD	KG	1072580	3959	12342443	36900	1690087	5116	15266202	40197
09.GUAR AND GUAR PRODUCTS	KG	2061735	3973	23739015	53827	2127501	4880	22131272	63204
10.CUTLERY	--		7002		78555		6852		80002
11.GOLD	GM								
12.COPPER AND ARTICLES THEREOF	--		12802		123378		8416		141097
13.MACHINERY & TRANSPORT EQUIPMENT (INCL.ENGINEERING ELECTRICAL GOODS)	--		16867		204963		37456		293033
(I) ELECTRIC FANS	NO	147807	3286	1344186	27664	282838	5056	1792779	34078
(II) TRANSPORT EQUIPMENT	--		1177		10586		1667		11698
(III) OTHER ELECTRICAL MACHINERY	--		4415		56156		11973		75747
(IV) MACHINERY SPECIALIZED PARTICULARS INDUSTRIES	--		2085		28889		2973		31398
(V) AUTO PARTS	--		1207		18082		2283		21874
(VI) OTHER MACHINERY	--		4698		63587		13505		118238
14.FOOTWEARS	PAIR	1307599	11808	12216921	120605	1675929	11364	14300726	107542
(I) LEATHER FOOTWEAR	PAIR	514418	8464	6312154	100513	727730	9172	6725338	89583
(II) CANVAS FOOTWEAR	PAIR	57180	323	158879	704	11580	43	67008	248
(III) OTHER FOOTWEAR	PAIR	736001	3021	5745888	19388	936619	2150	7508380	17710
15.LEATHER MANUFACTURES(EXCL. LEATHER FOOTWEARS)	--		45667		549472		52643		573084
(I) LEATHER GLOVES	DOZ	487287	17146	6612043	201216	638497	18565	7446984	184807
(II) APPAREL & CLOTHING	DOZ	66343	27122	879631	335342	140507	32058	1275395	373179
(III) OTHER LEATHER MANUFACTURES	KG	100825	1399	992133	12914	147096	2020	1271700	15098
16.HOUSE-HOLD EQUIPMENT	KG	419446	785	4167590	8948	228706	441	2417729	5626
17.SPORTS GOODS	--		30872		308841		38350		328751
(I) FOOT BALLS COMPLETE	DOZ	275458	16422	2953236	153151	504109	21838	3813674	175630
(II) GLOVES (SPORTS)	DOZ	202948	7980	2724853	94201	317461	9192	2872036	92672
(III) OTHER	--		6471		61489		7320		60449
18.SURGICAL GOODS,MEDICAL INSTRUMENTS AND APPLIANCES	NO	18037554	30346	208905385	314885	20933131	25319	231001894	310261
19.ONYX MANUFACTURED	KG	184352	407	2782617	6211	517914	1055	3745095	8517
20.HANDICRAFTS	--		1		3876				708
21.TEXTILE PRODUCT & ARTICLE FOR TECHNICAL USE	KG			195482	1185	371	1	315070	1656
22.BOOKS AND PRINTED MATTERS	--		828		7131		813		6783
23.PIG IRON	MT			92	75			4089	3630
24.PRECIOUS/SEMI-PRECIOUS STONE	GM	1214914	783	13489798	7486	1498740	770	10414359	5991
25.JEWELLERY	--		641		6132		5087		323393
26.ARTICLES OF PLASTIC	KG	2133237	6569	22828921	54179	2008277	4474	24434863	60757
27.FURNITURE	NO	53194	673	380810	7184	33964	806	363590	6631
28.PARTS OF FOOTWEAR	--		18		976		31		1114
D.OTHERS	--		223397		2338728		226243		2424869

10.5 Exports by Selected Commodities in Rupees

(In Thousand Rupees)

GROUPS/COMMODITIES	UNIT	MAY, 2015		CUMUL, FROM JUL, 2014		MAY, 2014		CUMUL, FROM JUL., 2013	
		QUANTITY	VALUE	QUANTITY	VALUE	QUANTITY	VALUE	QUANTITY	VALUE
GRAND TOTAL			198389794		2213443790		208315814		2384782486
A.PRIMARY COMMODITIES			31967832		392055387		30069135		389831846
01.RICE	MT	309512	15516678	3605951	192722080	236843	16072897	3492213	208159734
(I) RICE BASMATI	MT	30494	3680630	480153	56307248	72573	8714779	613655	72230420
(II) RICE OTHER VARIETIES	MT	279018	11836048	3125798	136414832	164270	7358118	2878558	135929314
02.FISH AND FISH PREPARATIONS	KG	15916057	3852092	127777120	32935050	17252343	4180240	136451526	34670554
03.FRUILS & VEGETABLES INCL.JUICES	KG	87668556	4254422	1414298196	67223427	53309048	3569162	1339882568	67721493
(I) FRUILS	KG	17690918	1723705	666306603	42133875	20480338	1777255	755011072	43296446
(II) VEGETABLES	KG	65718533	2246362	710264794	22028258	29200329	1442259	546264976	20739440
(III) FRUIT & VEGETABLE JUICES	KG	4259105	284354	37726799	3061293	3628381	349648	38606520	3685608
04.WHEAT	MT			8286	291334			20037	731940
05.WHEAT FLOUR	MT	113720	3657700	747284	27581016	42466	2027319	396067	16542280
06.SPICES(INCL. CHILLIES)	KG	1271581	569429	17176630	6063611	2021959	664202	15988486	5324589
07.OIL SEEDS, NUTS AND KERNALS	KG	904478	163147	37011297	6400227	1380081	258579	59021071	8336914
08.LEGUMINOUS VEGETABLE	KG			2230	241			3227075	291726
09.FLOWERS	KG	110229	28229	417479	105373	118356	42413	316834	92584
10.RAW HIDES AND SKINS	KG			190159	52588			242984	77171
11.RAW WOOL AND ANIMAL HAIR	KG	618790	99085	6689622	937883	1330496	168323	11284712	1488284
(I) RAW WOOL	KG	604089	96414	2358020	355919	322447	45914	5535708	762438
(II) ANIMAL HAIR	KG	14701	2670	4331602	581964	1008049	122409	5749004	725846
12.CRUE ANIMAL MATERIAL	KG	2365560	366006	16556842	3295332	1429683	592357	13709808	5116056
13.CRUE FERTILIZER	MT	1521	16445	24794	220422	1518	13100	11587	132765
14.MOLASSES	KG			76628808	933715	15620000	191913	197340631	2510402
15.RAW COTTON	MT	967	159374	93384	14851209	4080	752222	113952	21216795
16.COTTON WASTE	MT	3957	428064	40254	4673426	6084	771119	64776	7591252
17.PETROLEUM CRUE	MT	49000	1988754	422174	26095912				
18.MARBLES AND STONES	MT	47088	752912	407694	6249121	51930	659838	554256	7805528
19.TOBACCO	KG	355045	115494	3428317	1171140	186466	105452	5983847	2006801
(I) UN-MANUFACTURED	KG	338545	108932	3242269	1090698	172527	100141	5753095	1923734
(II) MANUFACTURED EXCL.CIGARETTE	KG	16500	6562	186048	80443	13939	5311	230752	83067
20.COKE	MT			20000	252280			949	14978
B.TEXTILES MANUFACTURES			110823394		1207036501		113308127		1246214977
01.COTTON YARN	KG	46308744	14014223	602352319	175069592	49429561	14423777	618138862	192341554
02.COTTON CLOTH	SQM	1.81E+08	19388785	1919974019	230519812	190229145	22338087	2349093235	265667302
03.ARTICLES OF APPAREL & CLOTHING ACCESSORIES (EXCL. KNITWEARS)	DOZ	2692966	18946758	28109828	192476739	1982937	14405442	26054231	177947976
04.ART SILK AND SYNTHETIC TEXTILES	SQM	19966280	2632035	246961712	30935925	26664002	3180393	303523565	36100580
05.COTTON THREAD	KG	15940	7750	2405788	1084055	570524	280277	3432832	1522798
06.TEXTILE FABRICS WOVEN(OTHER THAN COTTON & ARTIFICIAL FABRICS)	--		21521		344399		41906		364415
07.TULE, LACE, EMBROIDERY ETC	--		83368		1181009		121900		1500775
08.COTTON BAGS/SACKS	MT	462	61779	6217	1251539	493	86747	5738	1077641
09.TENTS & OTHER CANVAS GOODS	KG	2075789	566752	41837530	11853106	2695743	596446	26400014	7426016
10.BED WEAR	KG	27641047	17992464	296638353	195105399	26730512	18870426	291175603	202334203
11.TOWELS	KG	16033170	7529378	159595500	74665770	15209971	7200653	154031417	72533407
12.TEXTILE MADE UPS (EXCL. TOWELS & BED WEAR)	--		6217773		60729429		6121249		62293649
13.KNITWEARS	DOZ	8671146	22392515	95799709	221811283	9131615	24682819	98152452	215468953
14.WASTE MATERIAL OF TEXTILE FIBRES/FABRICS	KG	2514469	213375	33558317	2651198	3388560	210528	32354483	2309687
15.YARN OTHER THAN COTTON YARN	KG	1092709	306838	13301311	4087179	1136627	407311	11810335	4076279
16.KINTTED OR CROCHATED FABRICS	SQM	1294676	448080	8262349	3270067	750595	340166	10302981	3249743

Contd.

10.5 Exports by Selected Commodities in Rupees

(In Thousand Rupees)

GROUPS/COMMODITIES	UNIT	MAY, 2015		CUMUL, FROM JUL, 2014		MAY, 2014		CUMUL, FROM JUL., 2013	
		QUANTITY	VALUE	QUANTITY	VALUE	QUANTITY	VALUE	QUANTITY	VALUE
C.OTHER MANUFACTURES			32855782		377516419		42632189		498434681
01.CIGARETTES	THNO	3218	6787	29805	66495	711	1455	81167	160503
02.LEATHER	SQM	2160796	4474748	20453483	45802511	2996932	5943392	26502267	51394161
03.CARPETS,RUGS AND TAPESTRIES ETC	SQM	185554	952059	2286385	11335614	277863	1095934	3052890	12181404
(I) WOOLLEN CARPETS AND RUGS	SQM	164013	919472	2059684	11046712	237409	1051233	2689832	11876981
(II) WOOLLEN CARPET MACHINE MADE	SQM	416	1151	2810	8818			2610	6587
(III) TAPESTRY CLOTH	SQM	62	79	313	399			18	22
(IV) CARPETS KNOTTED & OTHER FLOOR COVERING	SQM	21063	31357	223578	279684	40454	44701	360430	297815
04.PETROLEUM PRODUCTS	MT	763	53075	332224	30467124	24546	2613619	733698	65088515
05.FEEDING STUFF FOR ANIMALS	KG	29160580	606641	298024980	6094864	59999395	1573059	452511606	12839098
06.CHEMICALS AND PHARMACEUTICAL PRODUCTS	--		8932401		90909838		11212369		111633021
(I) PLASTIC MATERIALS	KG	17266737	2014169	207312077	24593086	23778617	3163306	239986237	34496473
(II) PHARMACAUTICAL PRODUCTS.	KG	974439	1826446	13682915	19686371	768190	1476235	14286218	16672820
(III) FERTILIZER MANUFACTURES	MT								
(IV) OTHER CHEMICAL	--		5091786		46630381		6572829		60463728
07.RUBBER MANUFACTURES	--		115970		1068167		91366		949882
08.PAPER AND PAPER BOARD	KG	1072580	403083	12342443	3735452	1690087	504378	15266202	4141551
09.GUAR AND GUAR PRODUCTS	KG	2061735	404453	23739015	5444569	2127501	481144	22131272	6496523
10.CUTLERY	--		712854		7954087		675552		8255679
11.GOLD	GM								
12.COPPER AND ARTICLES THEREOF	--		1303300		12487785		829805		14740218
13.MACHINERY & TRANSPORT EQUIPMENT (INCL.ENGINEERING ELECTRICAL GOODS)	--		1717176		20720466		3693004		30175256
(I) ELECTRIC FANS	NO	147807	334553	1344186	2796529	282838	498523	1792779	3465953
(II) TRANSPORT EQUIPMENT	--		119848		1071057		164322		1204899
(III) OTHER ELECTRICAL MACHINERY	--		449429		5663115		1180512		7767432
(IV) MACHINERY SPECIALIZED	--		212232		2922641		293076		3239129
PARTICULARS INDUSTRIES									
(V) AUTO PARTS	--		122859		1834748		225087		2255880
(VI) OTHER MACHINERY	--		478254		6432377		1331484		12241962
14.FOOTWEARS	PAIR	1307599	1202132	12216921	12191023	1675929	1120438	14300726	11067777
(I) LEATHER FOOTWEAR	PAIR	514418	861692	6312154	10153578	727730	904282	6725338	9222109
(II) CANVAS FOOTWEAR	PAIR	57180	32909	158879	71364	11580	4207	67008	25018
(III) OTHER FOOTWEAR	PAIR	736001	307530	5745888	1966081	936619	211949	7508380	1820650
15.LEATHER MANUFACTURES(EXCL. LEATHER FOOTWEARS)	--		4649060		55629076		5190326		59244278
(I) LEATHER GLOVES	DOZ	487287	1745499	6612043	20390334	638497	1830416	7446984	19069765
(II) APPAREL & CLOTHING	DOZ	66343	2761121	879631	33931675	140507	3160760	1275395	38621595
(III) OTHER LEATHER MANUFACTURES	KG	100825	142440	992133	1307067	147096	199150	1271700	1552918
16.HOUSE-HOLD EQUIPMENT	KG	419446	79874	4167590	905446	228706	43474	2417729	583203
17.SPORTS GOODS	--		3142912		31247136		3781138		33764021
(I) FOOT BALLS COMPLETE	DOZ	275458	1671783	2953236	15497078	504109	2153119	3813674	18031035
(II) GLOVES (SPORTS)	DOZ	202948	812395	2724853	9524408	317461	906292	2872036	9530846
(III) OTHER	--		658734		6225650		721727		6202140
18.SURGICAL GOODS,MEDICAL INSTRUMENTS AND APPLIANCES	NO	18037554	3089395	208905385	31901641	20933131	2496285	231001894	32017740
19.ONYX MANUFACTURED	KG	184352	41441	2782617	627586	517914	104062	3745095	872000
20.HANDICRAFTS	--		92		388994				74007
21.TEXTILE PRODUCT & ARTICLE FOR TECHNICAL USE	KG			195482	119789	371	147	315070	171743
22.BOOKS AND PRINTED MATTERS	--		84330		723060		80171		697051
23.PIG IRON	MT			92	7591			4089	375973
24.PRECIOUS/SEMI-PRECIOUS STONE	GM	1214914	79723	13489798	758352	1498740	75888	10414359	613449
25.JEWELLERY	--		65254		620832		501571		33812706
26.ARTICLES OF PLASTIC	KG	2133237	668755	22828921	5482994	2008277	441100	24434863	6284750
27.FURNITURE	NO	53194	68483	380810	727344	33964	79476	363590	685509
28.PARTS OF FOOTWEAR	--		1783		98582		3034		114661
D.OTHERS	--		22742786		236835483		22306363		250300981

10.6 Imports by Selected Commodities in Dollars

(In Thousand Dollar)

GROUPS/COMMODITIES	UNIT	MAY, 2015		CUML, FROM JUL, 2014		MAY, 2014		CUML, FROM JUL, 2013	
		QUANTITY	VALUE	QUANTITY	VALUE	QUANTITY	VALUE	QUANTITY	VALUE
GRAND TOTAL			3723553		41457959		3669743		40754556
A. FOOD GROUP			278754		2985042		232930		2737159
1.MILK AND CREAM	KG	12608441	31254	71473992	186512	5366407	11563	45701806	97497
2.WHEAT UNMILLED	MT	--	--	686596	185435	--	--	377441	107249
3.PULSES	KG	67159523	44273	586656468	366293	47718404	29992	438460190	269766
4.DRY FRUITS	KG	10490470	10595	143631337	105533	11374890	9323	118839621	93751
5.SUGAR REFINED	MT	402	232	9499	5925	738	459	8803	5573
6.TEA	KG	9927945	24299	141256956	315205	10832172	24112	120428558	272095
7.SPICES	KG	13272942	10334	120101092	97679	10335143	9638	100052629	81272
8.MILK FOOD FOR BABIES,INFT.,INVLD	KG	1149485	9055	9006315	72498	356442	2621	6793512	50995
9.BEVERAGES	LTR	1347642	734	11597134	7111	1323386	1095	7032148	6248
10.PALM OIL	KG	211667710	140269	2118533037	1596967	154958438	142110	2003520134	1671287
11.SOYABEAN OIL	KG	6229204	7708	45103251	45885	2060800	2018	81234082	81425
B. MACHINERY GROUP			818205		9010312		720348		7774940
1.POWER GENERATING MACH.	--		101523		1198063		105265		978199
2.AGRICULTURE MACHINERY&IMPLEMENTS	--		5629		96033		6299		63446
3.CONSTRUCTION & MINING MACHINERY	--		30721		251732		16347		246630
4.TEXTILE MACHINERY	--		43469		411487		57250		550613
5.METAL WORKING MACHINERY	--		6165		68732		3943		56293
6.GEN INDUSTRIAL MACH & EQU/PARTS NS	--		143944		1597065		117109		1200167
7.OFFICE MACH.INCL.DATA PROS. EQUIP.	--		25400		363683		18812		195253
8.TELECOM & SOUND RECORDING EQUIP	--		85600		1265090		119307		1146249
9.ELECTRICAL MACHINERY & APPARATUS	--		103110		1061018		98293		1018294
10.ROAD MOTOR VEHICLES	--		145192		1347604		82361		1052347
11.RAILWAY VEHICLES	--		21321		222571		53		77024
12.AIRCRAFTS,SHIPS AND BOATS	--		77698		724635		50404		804763
13.OTHER MACHINERY	--		28432		402599		44905		385663
C. PETROLEUM GROUP			880743		10879848		1197225		13482011
1.CRUDE PETROLEUM	MT	236651	161083	5051258	3748892	532321	489847	6412785	5228557
2.PETROLEUM PRODUCTS	MT	1167281	659934	10605550	6933390	853221	704620	10852084	8186998
3.GAS NATURAL & MANUFACTURED	--		59726		197566		2757		66455
D. TEXTILE GROUP			125522		1327201		125713		1248855
1.SYNTHETIC AND REGENERATED FIBRE	KG	20869688	39073	260374551	480704	21022229	44039	194205680	395688
2.SYNTHETIC & ARTIFICIAL SILK YARN	KG	32265933	64947	289470820	617455	20386184	54585	222248188	572169
3.WORN CLOTHING	KG	42987962	11851	415548804	113817	43950137	17426	413907051	164496
4.ARTICLES OF APPAREL & CLOTHING	--		6998		70755		7562		68940
5.BAGS & SACKS OF TEX. MATERIALS	MT	418	519	5188	6397	342	488	6233	7228
6.JUTE	MT	3363	2133	67293	38072	3209	1615	76282	40334
E. AGRICULTURE/OTH. CHEMICAL GROUP			660526		6868878		582857		6133941
1.ORGANIC CHEMICALS	--		159158		1662601		161135		1686277
2.INORGANIC CHEMICALS	--		57526		460112		40581		384933
3.DYEING TANNING & COLOUR MATERIAL	KG	11299015	34231	122173753	360630	9512668	34762	105174483	339930
4.MEDICINAL PRODUCTS	KG	1897335	80529	20703137	880488	1372683	50891	19801219	728072
5.ESSENTIAL OIL, PERFUMES TOILT ETC	KG	9682020	26758	96231230	265394	6643265	24004	66440873	219188

Contd.

10.6 Imports by Selected Commodities in Dollars

(In Thousand Dollar)

GROUPS/COMMODITIES	UNIT	MAY, 2015		CUML, FROM JUL, 2014		MAY, 2014		CUML, FROM JUL, 2013	
		QUANTITY	VALUE	QUANTITY	VALUE	QUANTITY	VALUE	QUANTITY	VALUE
6.FERTILIZER MANUFACTURED	MT	110045	48567	1921655	865549	119083	47386	1708945	642801
7.PLASTIC MATERIALS	KG	99234405	178638	999091184	1647343	84641857	156483	853679835	1513654
8.INSECTICIDES	KG	2066447	14810	21804608	128942	2705369	15007	21401977	111020
9.OTHER.CHEMICAL PRODUCTS	--		60309		597819		52607		508068
F. METAL GROUP			307145		3214371		275808		2454278
1.IRON ORES AND CONCENTRATES	MT	--	--	166629	27125	--	--	81344	11300
2.IRON AND STEEL SCRAP	MT	297495	96497	2681724	944084	223061	80269	1781286	669719
3.NON FERROUS BASE METAL WASTE & SCR	MT	12153	7283	115823	63803	9630	5074	81748	45184
4.IRON AND STEEL	MT	222499	156499	2231946	1644326	194150	141034	1763751	1264212
5.ALUMINIUM WROUGHT & WORKED	--		14418		131481		13158		115793
6.MANUFACTURES OF METAL NES	--		32448		403552		36273		348069
G. MISCELLANEOUS ITEMS			390185		4320532		291813		3816553
1.FEEDING STUFF FOR ANIMALS	KG	66516798	33868	961249966	489502	34747046	19501	658299476	366409
2.HIDES,SKINS AND FURSKINS RAW	KG	1059135	3904	13492690	54785	1274171	4903	18341779	62468
3.OIL SEEDS & OLEAGINOUS FRUITS	KG	40556853	37469	1184127347	722022	50700978	30883	520773369	339497
4.RUBBER CRUDE INCL.SYNTH/RECLAIMED	KG	6245094	12818	108142638	142823	8661094	12475	109783196	156425
5.WOOD & CORK	--		8868		88409		10256		65901
6.PULP AND WASTE PAPER	KG	23932167	10582	211979256	104208	25310552	12589	255181325	112092
7.FERTILIZER CRUDE	MT	16648	6861	74302	33043	200	92	119583	24029
8.CRUDE ANIMAL&VEGETABLE MATERIALS	KG	8248967	10763	85776160	123389	6155687	8770	75327798	106418
9.COAL, COKE & BRIQUETTES	MT	409599	45859	4573037	498842	294227	31122	2632617	294496
10.ANIMAL OILS AND FATS	KG	3974851	2851	29637990	22278	1861220	1462	20496773	17170
11.ANIMAL/VEG, FAT OIL WAX ETC NES	KG	968413	1095	15491613	19145	1135751	1477	20445485	16424
12.RUBBER TYRES & TUBES	NO	381045	26779	4117429	238251	252430	13862	4031170	183999
13.CORK/WOOD MFG.(EXCL FURNITURE)	KG	10043517	6868	105434870	57578	8596509	4595	88878588	46613
14.PAPER&PAPER BOARD & MANF. THEREOF	KG	40952598	44056	443973200	443441	42157668	39308	389734384	362053
15.CEMENT	MT	15232	3845	58790	15488	3081	878	34252	8811
16.PREFABRICATED BUILDG,SANITRY,PLG	--		7147		85592		7534		60816
17.FOOTWEAR	PAIR	1816934	8821	16978923	77322	1357216	6682	14604669	61858
18.PROFESSIONAL,SCIENTFIC & CONTROL	--		38103		447798		33849		366625
19.PHOTO EQPT, OPTICAL GOODS N.E.S.	--		5923		59325		4445		52985
20.PRINTED MATTERS	--		5651		139041		4739		612884
21.ARTICLES N.E.S. OF PLASTICS	KG	2302028	11089	26397440	98301	3467754	11112	27119406	89399
22.BABY CARRIAGES, TOYS GAMES ETC.	--		8635		66049		4563		44657
23.OFFICE STATIONERY SUPPLY N.E.S	--		2704		31081		3214		24567
24.JEWELLERY OFGOLD/SILVERSMITH WEAR	--		1121		11009		726		37792
25.MUSICAL INSTRUMENTS AND PARTS	--		14456		142091		11681		96826
26.ARTICLES & MFG. OF CAVING ETC.	--		26830		88674		8737		29939
27.GOLD.NON-MENETART NOT ORE/CONCEN	GM	79836	3215	523234	21044	47450	2359	4226370	175402
ALL OTHER ITEMS	--		262474		2851775		243049		3106820

10.7 Imports by Selected Commodities in Rupees

(In Thousand Rupees)

GROUPS/COMMODITIES	UNIT	MAY, 2015		CUML, FROM JUL, 2014		MAY, 2014		CUML, FROM JUL, 2013	
		QUANTITY	VALUE	QUANTITY	VALUE	QUANTITY	VALUE	QUANTITY	VALUE
GRAND TOTAL			379073752		4199592053		361817216		4205291862
A. FOOD GROUP			28378314		302510072		22965710		282453648
1.MILK AND CREAM	KG	12608441	3181816	71473992	18874059	5366407	1140085	45701806	10104257
2.WHEAT UNMILLED	MT	--	--	686596	18973899	--	--	377441	11352007
3.PULSES	KG	67159523	4507196	586656468	37091219	47718404	2957024	438460190	27736307
4.DRY FRUITS	KG	10490470	1078648	143631337	10691783	11374890	919165	118839621	9648909
5.SUGAR REFINED	MT	402	23573	9499	600780	738	45214	8803	578303
6.TEA	KG	9927945	2473787	141256956	31925707	10832172	2377310	120428558	28071355
7.SPICES	KG	13272942	1052086	120101092	9893526	10335143	950246	100052629	8363458
8.MILK FOOD FOR BABIES,INFT.,INVL	KG	1149485	921796	9006315	7347378	356442	258429	6793512	5252883
9.BEVERAGES	LTR	1347642	74725	11597134	719892	1323386	107963	7032148	642274
10.PALM OIL	KG	211667710	14279937	2118533037	161758923	154958438	14011276	2003520134	172496750
11.SOYABEAN OIL	KG	6229204	784751	45103251	4632906	2060800	198996	81234082	8207144
B. MACHINERY GROUP			83296794		912797743		71022476		802432979
1.POWER GENERATING MACH.	--		10335497		121414495		10378592		101258810
2.AGRICULTURE MACHINERY&IMPLEMENTS	--		573107		9725247		621065		6553166
3.CONSTRUCTION & MINING MACHINERY	--		3127533		25424687		1611734		25036876
4.TEXTILE MACHINERY	--		4425378		41654739		5644511		56753173
5.METAL WORKING MACHINERY	--		627658		6961159		388769		5829184
6.GEN INDUSTRIAL MACH & EQU/PARTS NS	--		14654075		161869254		11546310		124091456
7.OFFICE MACH.INCL.DATA PROS. EQUIP	--		2585827		36801878		1854728		20115126
8.TELECOM & SOUND RECORDING EQUIP	--		8714488		128016945		11763049		118359521
9.ELECTRICAL MACHINERY & APPARATUS	--		10497009		107479545		9691183		105112800
10.ROAD MOTOR VEHICLES	--		14781192		136573094		8120349		108692480
11.RAILWAY VEHICLES	--		2170550		22474165		5247		7771938
12.AIRCRAFTS,SHIPS AND BOATS	--		7909953		73653482		4969557		83143131
13.OTHER MACHINERY	--		2894529		40749052		4427383		39715321
C. PETROLEUM GROUP			89663383		1101983415		118039994		1392386168
1.CRUDE PETROLEUM	MT	236651	16398917	5051258	379871684	532321	48296363	6412785	540012929
2.PETROLEUM PRODUCTS	MT	1167281	67184100	10605550	702030701	853221	69471832	10852084	845453555
3.GAS NATURAL & MANUFACTURED	--		6080366		20081031		271799		6919684
D. TEXTILE GROUP			12778681		134358853		12394633		128781758
1.SYNTHETIC AND REGENERATED FIBRE	KG	20869688	3977829	260374551	48666977	21022229	4341963	194205680	40841246
2.SYNTHETIC & ARTIFICIAL SILK YARN	KG	32265933	6611897	289470820	62494889	20386184	5381755	222248188	58980847
3.WORN CLOTHING	KG	42987962	1206459	415548804	11524129	43950137	1718087	413907051	16925335
4.ARTICLES OF APPAREL & CLOTHING	--		712484		7168770		745562		7130058
5.BAGS & SACKS OF TEX. MATERIALS	MT	418	52882	5188	646554	342	48076	6233	747537
6.JUTE	MT	3363	217131	67293	3857534	3209	159190	76282	4156734
E. AGRICULTURE/OTH. CHEMICAL GROUP			67244403		695809590		57466656		633340981
1.ORGANIC CHEMICALS	--		16202946		168374718		15887038		174036758
2.INORGANIC CHEMICALS	--		5856418		46569481		4001114		39581623
3.DYEING TANNING & COLOUR MATERIAL	KG	11299015	3484886	122173753	36491960	9512668	3427397	105174483	35018052
4.MEDICINAL PRODUCTS	KG	1897335	8198202	20703137	89335204	1372683	5017599	19801219	75191495
5.ESSENTIAL OIL, PERFUMES TOILT ETC	KG	9682020	2724085	96231230	26892254	6643265	2366706	66440873	22583408

Contd.

10.7 Imports by Selected Commodities in Rupees

(In Thousand Rupees)

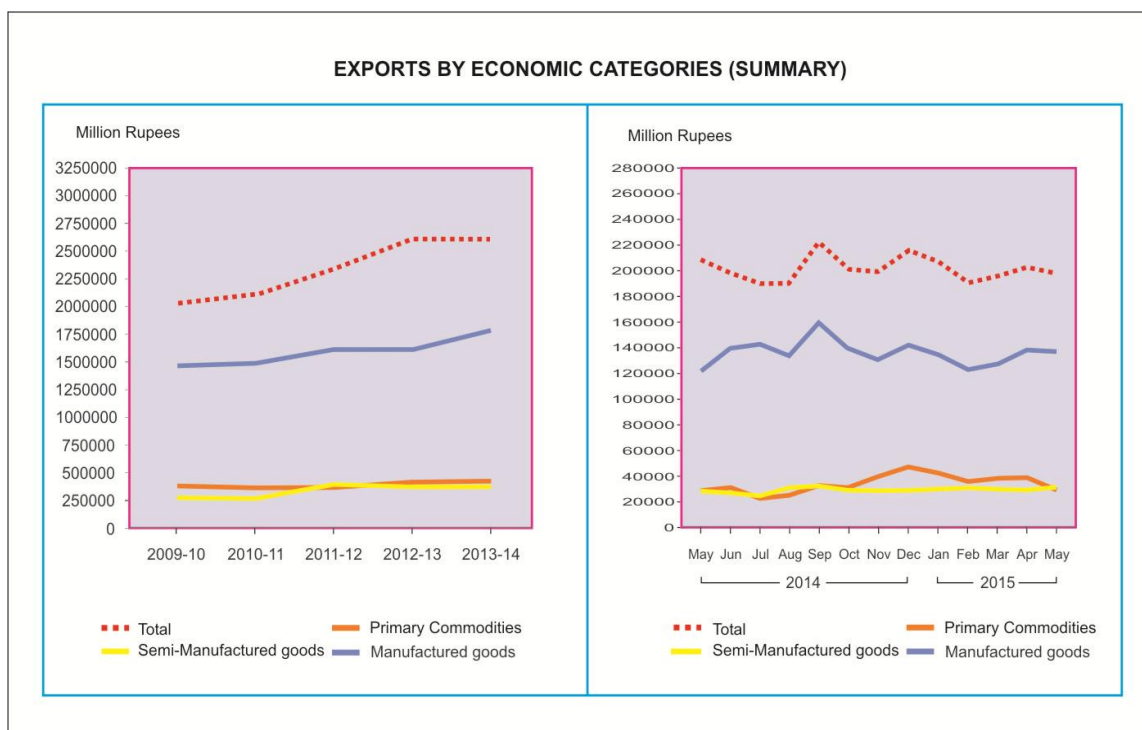
GROUPS/COMMODITIES	UNIT	MAY, 2015		CUML, FROM JUL, 2014		MAY, 2014		CUML, FROM JUL, 2013	
		QUANTITY	VALUE	QUANTITY	VALUE	QUANTITY	VALUE	QUANTITY	VALUE
6.FERTILIZER MANUFACTURED	MT	110045	4944344	1921655	87738953	119083	4671987	1708945	67426150
7.PLASTIC MATERIALS	KG	99234405	18186109	999091184	166776624	84641857	15428389	853679835	155851513
8.INSECTICIDES	KG	2066447	1507689	21804608	13059678	2705369	1479605	21401977	11393423
9.OTHER.CHEMICAL PRODUCTS	--		6139723		60570716		5186821		52258559
F. METAL GROUP			31268646		325660347		27193254		252539412
1.IRON ORES AND CONCENTRATES	MT	--	--	166629	2763611	--	--	81344	1128536
2.IRON AND STEEL SCRAP	MT	297495	9823816	2681724	95636712	223061	7914106	1781286	68922520
3.NON FERROUS BASE METAL WASTE & SCR	MT	12153	741433	115823	6457868	9630	500295	81748	4641482
4.IRON AND STEEL	MT	222499	15932249	2231946	166608261	194150	13905201	1763751	129975699
5.ALUMINIUM WROUGHT & WORKED	--		1467796		13323050		1297287		11923682
6.MANUFACTURES OF METAL NES	--		3303354		40870845		3576365		35947492
G. MISCELLANEOUS ITEMS			39722510		437620746		28771207		392930066
1.FEEDING STUFF FOR ANIMALS	KG	66516798	3447866	961249966	49541183	34747046	1922664	658299476	37879267
2.HIDES,SKINS AND FURSKINS RAW	KG	1059135	397457	13492690	5543812	1274171	483455	18341779	6475314
3.OIL SEEDS & OLEAGINOUS FRUITS	KG	40556853	3814503	1184127347	73197750	50700978	3044895	520773369	35217291
4.RUBBER CRUDE INCL.SYNTH/RECLAIMED	KG	6245094	1304941	108142638	14468783	8661094	1229979	109783196	16124903
5.WOOD & CORK	--		902841		8949949		1011214		6758554
6.PULP AND WASTE PAPER	KG	23932167	1077336	211979256	10541396	25310552	1241216	255181325	11538569
7.FERTILIZER CRUDE	MT	16648	698446	74302	3353601	200	9022	119583	2533280
8.CRUDE ANIMAL&VEGETABLE MATERIALS	KG	8248967	1095768	85776160	12506143	6155687	864673	75327798	10983147
9.COAL, COKE & BRIQUETTES	MT	409599	4668691	4573037	50565931	294227	3068508	2632617	30080292
10.ANIMAL OILS AND FATS	KG	3974851	290286	29637990	2258266	1861220	144177	20496773	1767971
11.ANIMAL/VEG, FAT OIL WAX ETC NES	KG	968413	111499	15491613	1939696	1135751	145623	20445485	1699811
12.RUBBER TYRES & TUBES	NO	381045	2726181	4117429	24119518	252430	1366674	4031170	19087557
13.CORK/WOOD MFG.(EXCL FURNITURE)	KG	10043517	699223	105434870	5833394	8596509	453041	88878588	4806391
14.PAPER&PAPER BOARD & MANF. THEREOF	KG	40952598	4485119	443973200	44918901	42157668	3875545	389734384	37297237
15.CEMENT	MT	15232	391431	58790	1570597	3081	86580	34252	909644
16.PREFABRICATED BUILDGS,SANITRY,PLG	--		727608		8675612		742791		6297546
17.FOOTWEAR	PAIR	1816934	898012	16978923	7835756	1357216	658827	14604669	6405892
18.PROFESSIONAL,SCIENTFIC & CONTROL	--		3879060		45347939		3337313		37682139
19.PHOTO EQPT, OPTICAL GOODS N.E.S.	--		603034		6005082		438204		5491962
20.PRINTED MATTERS	--		575314		14016073		467271		62806763
21.ARTICLES N.E.S. OF PLASTICS	KG	2302028	1128959	26397440	9948001	3467754	1095592	27119406	9205551
22.BABY CARRIAGES, TOYS GAMES ETC.	--		879086		6685228		449889		4597978
23.OFFICE STATIONERY SUPPLY N.E.S	--		275296		3147173		316925		2531757
24.JEWELLERY OFGOLD/SILVERSMITH WEAR	--		114158		1114455		71566		3949093
25.MUSICAL INSTRUMENTS AND PARTS	--		1471687		14388038		1151644		9905999
26.ARTICLES & MFG. OF CAVING ETC.	--		2731416		9009122		861374		3052763
27.GOLD.NON-MENETART NOT ORE/CONCEN	GM	79836	327292	523234	2139347	47450	232542	4226370	17843394
ALL OTHER ITEMS	--		26721019		288851287		23963286		320426851

10.8 Exports by Economic Categories (Summary)

(Million Rupees)

Year/Month	Total	Primary commodities	Semi-manufactured goods	Manufactured goods
2009-10	1,617,457.6	287,490.6	170,608.5	1,159,358.5
2010-11	2,120,846.7	377,535.7	274,500.4	1,468,810.5
2011-12	2,110,605.5	362,404.4	261,151.3	1,486,369.7
2012-13	2,366,477.8	364,127.0	391,151.3	1,611,199.5
2013-14	2,583,463.2	420,496.3	369,066.1	1,793,900.8
2014 May	208,315.8	28,812.4	28,424.6	151,078.9
Jun	198,680.7	31,132.4	27,268.3	140,280.1
Jul	189,756.5	22,490.4	24,718.8	142,547.3
Aug	190,351.2	25,366.2	31,020.3	133,964.7
Sep	222,613.8	32,069.5	31,648.4	158,895.9
Oct	200,455.8	31,489.4	29,556.4	139,410.0
Nov	199,310.3	39,304.5	29,094.2	130,911.6
Dec	216,620.3	44,901.3	29,297.3	142,421.7
2015 Jan	207,163.2	42,507.6	29,961.1	134,694.5
Feb	190,530.2	36,179.6	30,942.2	123,408.4
Mar	196,002.1	38,158.8	29,923.2	127,920.1
Apr	202,250.6	34,804.2	29,374.1	138,072.3
May	198,389.8	29,647.5	31,785.8	136,956.5

Note: Total may not tally due to rounding of figures.



10.9 Export by Economic Categories (Details)

(In Thousand Rupees)

COMMODITIES	MAY, 2015	CUML.FROM JULY 2014	MAY, 2014	CUML.FROM JULY 2013
GRAND TOTAL	198,389,794	2,213,443,790	208,315,814	2,384,782,486
A. PRIMARY COMMODITIES:	29,647,461	376,919,012	28,812,364	389,363,900
RAW COTTON (INCLUDING LINTER & WASTE)	315,689	16,321,278	1,051,362	24,798,194
RAW WOOL (INCLUDING ANIMAL HAIR)	99,085	937,883	168,323	1,488,284
FISH	3,852,092	32,404,972	4,060,244	33,384,940
RICE	15,516,678	192,722,080	16,072,897	208,159,734
HIDES & SKINS (INCLUDING FUR SKINS)	81,723	474,884	60,275	620,722
FRUITS & VEGETABLES	3,747,817	60,288,542	2,779,741	61,079,675
SPICES	569,429	6,063,611	664,202	5,324,589
TOBACCO UN-MANUFACTURED	108,932	1,090,698	100,141	1,923,734
OTHER PRIMARY COMMODITIES	5,356,018	66,615,064	3,855,179	52,584,028
B. SEMI-MANUFACTURES:	31,785,849	327,321,616	28,424,574	341,797,809
COTTON YARN	14,014,223	175,069,592	14,423,777	192,341,554
LEATHER	4,473,263	45,800,611	5,943,392	51,388,446
MOLASSES		933,715	191,913	2,510,402
OIL CAKES	83,316	856,724	847,760	6,949,206
AGAR, AGAR DUST & WOOD		16		
HENNA LEAVES & POWDER	16,021	2,959,234	21,542	235,681
OTHER SEMI MANUFACTURES	13,199,025	101,701,724	6,996,189	88,372,520
C. MANUFACTURED GOODS:	136,956,484	1,509,203,162	151,078,876	1,653,620,776
COTTON THREAD	7,750	1,084,055	280,277	1,522,798
COTTON FABRICS WOVEN	19,365,857	229,575,561	22,247,514	264,413,763
TEXTILE FABRICS (OTHER THAN COTTON FAB)	2,682,342	31,756,136	3,253,016	37,262,664
WOOLLEN CARPETS	911,450	11,230,529	1,052,238	12,663,913
TAPESTRIES	2	5,281	86	331
MANUFACTURE OF LEATHER	5,366,192	64,772,870	6,034,655	68,324,305
FOOTWEAR	1,202,132	12,191,023	1,120,438	11,067,777
SPORTS GOODS (EXCLUDING INDOOR GAMES)	1,897,213	17,744,167	2,373,803	20,312,502
TOBACCO MANUFACTURED	13,349	146,937	6,766	243,570
MEDICAL INSTRUMENT N.E.S.	261,975	2,463,162	108,648	2,897,956
FRUIT & VEGETABLE PREPARATIONS	506,572	6,775,345	783,813	6,855,464
FISH PREPARATIONS		530,078	119,996	1,285,614
CEREAL PREPARATIONS	481,555	5,021,201	577,054	5,536,548
GUAR PRODUCTS	404,453	5,444,569	481,144	6,496,523
FLOUR & MEAL OF OIL SEEDS	1,317	13,298	668	52,425
FISH MEAL & MEAT MEAL	164,763	1,488,533	337,403	2,105,285
PETROLEUM PRODUCTS	53,075	30,467,124	2,613,619	65,088,515
CHEMICAL & CHEMICAL PREPARATIONS	8,919,871	91,446,650	11,348,448	112,169,966
MACHINERY & TRANSPORT EQUIPMENT	1,718,563	20,768,688	3,673,623	30,222,127
ARTICLES OF APPAREL AND CLOTHING				
ACCESSORIES (INCLUDING HOSIERY)	41,347,170	414,419,590	39,095,404	393,613,597
OTHER MANUFACTURED GOODS	51,650,883	561,858,367	55,570,263	611,485,133

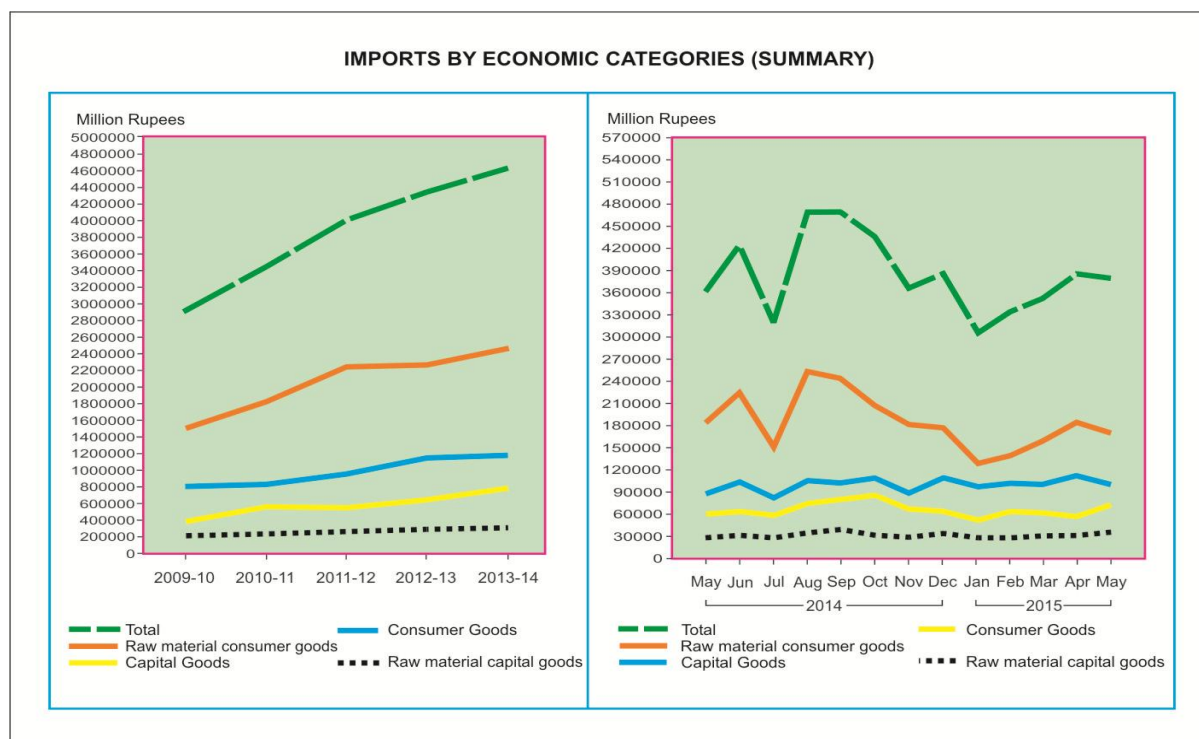
10.10 Imports by Economic Categories (Summary)

(Million rupees)

Year/Month	Total	Consumer goods	Raw material		Capital goods
			Consumer goods	Capital goods	
2009-10	2,910,975.3	380,826.6	1,509,081.1	209,051.4	812,016.2
2010-11	3,455,285.6	560,512.2	1,826,243.4	239,525.0	829,005.0
2011-12	4,009,093.0	552,018.1	2,251,624.0	261,940.8	943,510.1
2012-13	4,349,879.5	652,553.3	2,353,818.1	293,733.6	1,049,774.5
2013-14	4,630,520.8	780,192.2	2,462,189.2	306,810.4	1,081,329.0
2014 May	361,817.2	60,689.4	183,940.7	28,892.1	88,294.9
Jun	425,228.9	63,467.4	225,864.1	31,886.7	104,010.7
Jul	319,670.1	58,685.3	151,072.0	27,793.8	82,119.0
Aug	469,537.5	75,373.3	253,760.6	34,750.0	105,653.6
Sep	464,876.3	79,875.0	244,592.8	38,047.2	102,361.3
Oct	435,657.9	86,593.1	207,506.0	32,235.1	109,323.7
Nov	366,214.9	66,887.8	181,086.1	29,320.7	88,920.3
Dec	386,514.6	64,740.0	177,187.2	34,759.6	109,827.8
2015 Jan	306,222.9	51,715.6	128,819.2	28,296.1	97,392.0
Feb	334,335.3	63,702.9	140,026.1	28,070.5	102,535.8
Mar	352,412.9	62,348.7	159,074.3	30,471.8	100,518.1
Apr	385,075.9	56,900.1	184,175.3	31,386.6	112,613.9
May	379,073.8	72,550.3	170,345.5	35,781.9	100,396.1

Note: Total may not tally due to rounding of figures.

* Provisional



10.11 Imports by Economic Categories (Detail)

(In Thousand Rupees)

ITEMS	MAY, 2015	FROM JULY, 2014	MAY, 2014	FROM JULY, 2013
GRAND TOTAL	379073752	4199592053	361817216***	4205291862
1. CONSUMER GOODS TOTAL	72550311	739372265	60689446*	716724792
010121 HORSES	1678	17848		11341
010190 OTHER LIVE ANIMALS		8617		6013
010221 PURE,BRED BREED BOVINE ANIMAL		825670		711808
010229 OTHER LIVE BOVINE ANIMALS		6492		83318
010511 FOWLS OF SPECIES WT UPTO 185G	17998	322661	5606	427511
010515 GUINEA FOWLS WT UPTO 185 GRAMS	7	15		
010599 OTH LIVE POULTRY	11	541430		292017
020110 CARCASSES BOV ANIMAL FRE/CHILL				390
020120 OTH CUT WITH BONE BOVIN ANIMAL				2855
020130 MEAT OF BOV ANIM F/CH BON LESS		447		
020210 CARCASSES OF BOVIN ANIMAL FROZ		37		9132
020220 OTH CUTS WITH BONE IN,BOV FROZ	447	13729	801	11670
020230 MEAT BOV ANIMAL FROZE BONELESS	8786	135734	15019	219032
020410 MEAT OF SHEEP/GOAT,F/CHILL/FRO				32
020430 CARCASSES OF LAMB,FROZEN		12		
020441 CARCASSES OF SHEEP,FROZEN		7716		
020442 OTH CUTS OF SHEEP FROZ BONE IN		131		
020443 OTH MEAT OF SHEEP FROZ BONELES		2227	1433	2741
020610 EDIBLE OFFAL OF BOV ANIMAL F/C	35158	269837	28866	184495
020622 LIVERS OF BOV ANIMALS FROZEN		21856		267
020629 O, EDIBLE OFFAL BOV ANI FROZEN				130
020711 MEAT OF FOWLS OF SPE GOLL F/CH	15	15		
020714 CUTS & OFFAL OF FOWLS FROZEN	297	2994	915	8447
020727 CUT & OFFAL OF TURKEY,FROZEN		790		6762
020745 OTH DUCK MEAT FROZEN		3918	3800	10662
021020 OTH MEAT BOV ANIM DRIED/SMOKED		1104		1523
021099 OTH EDI FLOUR/MEAL OF MEAT/OFL			463	1983
030111 ORNAMENTAL FISH	2232	23207	1118	17095
030119 OTHER ORNAMENTAL FISH		2424	90	1391
030191 TROUT, LIVE		103		
030192 EELS. LIVE(ANGUILLA SPP)	78	78	613	613
030199 OTHER LIVE FISH	143	3050	207	4125
030219 OTH SALMO FISH,EXCL LIVER F/CH				158
030229 O.FLAT FISH,EX.LIVER&ROES.F/CH		466		488
030239 OTH TUSAS EXCL LVR/ROES FR/CHL				86
030259 O.FISH BREG FAMILIES E.LIV F/C	105	1270		
030319 O.SALMONIDAE FROZ,EX.LIVER&ROE		419	27	221
030329 O.TILAPIAS.EX.LIVERS&ROES FROZ				697
030339 OTH FLAT FISH,EXCL LIVERS FROZ	22762	1238152	14308	842430
030354 MACKERAL,EXCLU LIVERS/ROES FRZ	123	123	12	12
030363 COD FISH EXCL LVR/ROES FROZEN		159	30	353
030390 LIVERS & ROES OF FISH FROZEN		3628		
030439 OTH FISH FILLET/MEAT FRESH/CHI		488	289	14303
030449 FRESH/CHI FILLET OF OTHER FISH			79	79
030451 OTH FILLETS OF TILAPIAS.FRE/CH				14071
030459 OTH FILLETS OF OTH FISH.FR/CHI		1696		353
030462 FROZE FILLET/MEAT.CATFISH FISH		6013		66912
030479 FROZ FILLET O.BREGMACER FAMILY				16
030487 FROZEN FILLETS/MEAT OF TUNAS	38	434	71	341
030489 FROZEN FILLET/MEAT OF OTH FISH		100		
030499 OT FISH FILET/MEAT FRE/CH/FROZ	3673	306171	3719	273028
030510 FLOUR, MEALS & PELLETS OF FISH		362		
030520 LIVERS&ROES,DRIED,SMOKED,SALT	378	387	359	375
030531 FISH FILLET,DR,SAL/BR NOT SMOK		71		

Contd.

10.11 Imports by Economic Categories (Detail)

(In Thousand Rupees)

ITEMS	MAY, 2015	FROM JULY, 2014	MAY, 2014	FROM JULY, 2013
030539 OTH FISH FILLE/D/S/BR.NOT SMOK		115	70	70
030549 OTH SMOKED FISH&FILLET NOT EDI				5
030559 OTH DRIED FISH SALT NOT SMOKED				69
030563 ANCHOVIES FISH.SALTED NOT DR/S		61		
030569 OTH FISH SALT,NOT DRIED/SMOKED		98		36
030579 OTHER EDIBLE FISH OFFALS		49		19
030611 ROCK LOBSTER&SEA CRAWFISH FROZ		133	13	97
030614 CRABS FROZEN FIT FOR HUMAN CON	364	542	532	532
030615 NORWAY LBSTER FROZEN EDIBLE			53	53
030616 COLD WATER SHRIMPS&PRAWNS FROZ		414		890
030617 OTHER SHRIMPS & PRAWNS FROZEN		23393		
030619 OTH CRUSTACEAN INCL FLOUR/MEAL				34
030627 OTHER SHRIMPS&PRAWNS.NOT-FROZ		150		
030739 OTH MUSSELS&SCS FROZ,DRIED,SALT		36		
030799 OTH FLOURS MEAL&PEL FOR HUMAN				253
030890 OTHER AQUATIC INVERTEBRATES		10		
040110 MILK&CREAM OF A FAT UPTO 1%	51444	79587	29	3189
040120 MILK & CREAM OF A FAT 1% TO 6%	388	3476		4577
040140 MILK & CREAM.FAT-6% TO 10%	27	27	211	348
040150 MILK & CREAM.FAT-EXCEEDING-10%	358	4212		5340
040210 MILK&CREAM IN POWDER FAT 1.5%	2461969	15087766	816123	7502506
040221 MILK&CREAM IN POWDER>1.5% FAT	13114	302718	19055	287113
040229 OTH,MILK&CREAM IN POWDER>1.5%	48784	280743	3915	21046
040291 OTH MILK/CREAM NOT SOLID/SWEET	46873	105567		38912
040299 OTH MILK/CREAM SOLID,SWEETEND	17942	196174	33827	213527
040310 YOGURT	1681	9096	210526	220629
040390 BUTTER MILK,CURDLED MILK/CREAM	263	1182	41	2171
040410 WHEY AND MODIFIED WHEY CON SUG	508464	2240078	45285	1725187
040490 OTH PRODUCT CONSIST NATUR MILK	28931	539246	7676	48199
040510 BUTTER	3027	54659	1104	21201
040520 DAIRY SPREADS		15		10
040590 OTH FATS&OIL DERIVED FR MILK	4249	9619	4210	97291
040610 FRESH CHEESE INCL WHEY,CURD	25786	202554	9629	144508
040620 GRATED OR POWDER CHEESE		906		3187
040630 PROCESSED CHEESE NOT GRATED	48898	360325	25309	316042
040690 OTHER CHEESE		456		5152
040711 FERTILIZED EGGS FOR INCUBATION		8144		7162
040719 FERTILIZED EGGS OF OTHER BIRDS	179	52992	45291	46113
040729 OTH FRESH EGGS OF OTHER BIRDS				457
040790 OTH BIRD EGG IN SHELL FR/COOKED	15267	15293	620	1210
040811 EGG YOLKS,DRIED		4278		
040891 OTH BIRDS,EGG,NOT IN SHELL DRY	10519	55651		22816
040899 OTH BIRDS,EGG OTH THAN DRY	131	131	69	109
040900 NATURAL HONEY	1396	106116	5096	92119
070110 POTATO SEEDS		1254753		586730
070190 POTATOES,FRESH OR CHILLED		6118719	394354	873591
070200 TOMATOES,FRESH OR CHILLED	213596	8745908	826	14968690
070310 ONIONS AND SHALLOTS	391	1220593	347	1521948
070320 GARLIC	7704	4427283	37271	4007820
070390 LEEK,OTH ALLIACEOUS VEGETABLES		21486		403
070410 CAULIFLOWERS & HEADED BROCCOLI	72	1413	14	1248
070490 OTH;EDIBLE BRASSICAS,FRESH/CHI		8111		88781
070511 CABBAGE LETTUCE(H-LETUC)SALAD	225	4170	273	3350
070519 OTHER; LETTUCE	1221	2343		2193
070610 CARROTS AND TURNIPS	11	8343	76	3812
070690 OTH SALAD.BEETROOT,RADISH ETC	82	2306	62	1603
070700 CUCUMBERS&GHERKINS,FRESH/CHL	59	60442		75125
070810 PEAS FRESH OR CHILLED	48	1119452	992	499895

Contd.

10.11 Imports by Economic Categories (Detail)

(In Thousand Rupees)

ITEMS	MAY, 2015	FROM JULY, 2014	MAY, 2014	FROM JULY, 2013
070820 BEANS (SAME),FRESH OR CHILLED		2444	18	42978
070890 OTH LEGUMINOUS VEGETABLE FR/CH				1614
070920 ASPARAGUS,FRESH OR CHILLED	53	645	73	988
070930 AUBERGINES FRESH OR CHILLED		1510		111841
070940 CELERY OTH THAN CELERIAC,F/CHL		26		
070951 MUSHROOMS,FRESH OR CHILLED	252	2712	206	1984
070959 OTH MUSHROOMS&TRUFFL FRESH/CH		373		39
070960 FRUIT OF GENUS CAPSICUM F/CHLL	523	111798	405	729371
070970 SPINACH NEWZEALAND SPINACH FRE		276		253
070992 OTHER OLIVES FRESH OR CHILLED		61		
070993 OTH PUMPKINS SQUASH&GOURDS F/C				168
070999 OTH VEGETABLES FRESH/CHILLED	154	130043	145124	386661
071010 POTATO, FROZEN.		1887		9000
071029 OTH LEGUMINOUS VEGETABLES FROZ		227		146
071040 SWEET CORN, FROZEN	9	7706		5964
071080 OTHER VEGETABLES,FROZEN		788	2884	3143
071090 MIXTURE OF VEGETABLES,FROZEN	683	2676	344	396
071120 OLIVES PROVISIONALLY PRESERVED		57		198
071140 CUCUMBERS & GHERKINS PRESERVED		6276		
071159 OTH MUSHROOMS & TRUFFLES	51	158		1268
071190 OTH VEGETABLES, PRESERVED				602
071220 ONION; WHOLE DRIED,CUT	6332	58499	63	29430
071231 MUSHROOM GENUS AGARICUS DRIED	139	2180		2509
071232 WOOD EARS DRIED WHOLECUT SLIC				55
071239 OTH TRUFFLE DRYCUT WHOLE SLIC	137	32714	49	25664
071290 OTH VEGETABLE MIXTURE DRIED	11885	144765	11464	115894
071310 PEAS DRIED SHELLED	1547827	12563701	1051636	8223107
071320 CHICK PEAS DRIED SHELLED	768071	3041995	364388	3266623
071331 BEANS OF SPECIES VIGNA MUNGO		103774	8756	111498
071332 SMALL RED (ADZUKI) BEANS		117		12176
071333 KIDNEY BEANS,INCL WHITE BENAS	317997	5177929	312743	5553573
071339 OTHER BEANS	69295	439538	70945	781483
071340 LENTILES	973249	9972071	546924	5587101
071350 BROAD BEANS & HORSE BEAN	7177	45580	6601	41208
071390 OTH DRIED LEGUMINOUS VEGETABLE	823580	5746513	595031	4159539
071420 SWEET POTATOES		56		3862
071430 YAMS FRESH,CHILLED,FROZEN/DRIE		5247		34
071440 TARO FRESH,CHILLED,FROZEN/DRIE				264
071490 OTHER ROOTS AND TUBERS	1297	2391	3766	11578
080111 DESICCATED, COCONUTS	103140	1037887	70035	671129
080112 COCONUT IN THE INNER SHELL		37		
080119 OTHER COCONUTS	12010	206519	30614	305960
080131 CASHEW NUT IN SHELL				6001
080132 CASHEW NUT SHELLED	5359	138711	1594	219349
080211 ALMOND IN SHELL	49338	761473	37211	311764
080212 ALMOND,SHELLED (GIRI).	154812	215890	27054	486985
080221 HAZEL NUTS,IN SHELL		90		
080222 HAZEL NUTS,SHELLED				189
080231 WALNUTS IN SHELL(AKHROTE)	562	4441	25	2171
080232 WAL NUTS SHELLED(AKHROTE)	243	1365		635
080251 PISTACHIO IN SHELL	19202	98801	4124	124078
080252 PISTACHIO SHELLED	2929	4232		14525
080280 ARECA(BETAL NUTS)	790621	8455050	742013	7804672
080290 OTHER EDIBLE NUTS	851	5776	479	4030
080310 PLANTAINS,FRESH OR DRIED		7697	18350	25414
080390 OTHER BANANS FRESH OR DRIED		75829	24997	35562
080410 DATES	29894	322456	23072	240492
080420 FIGS	46	1172	86	1714

Contd.

10.11 Imports by Economic Categories (Detail)

(In Thousand Rupees)

ITEMS	MAY, 2015	FROM JULY, 2014	MAY, 2014	FROM JULY, 2013
080430 PINEAPPLES	1241	5060	168	5196
080440 AVOCADOS	16	101		
080450 GUAVAS,MANGOES,MANGOSTEN F/DRY		1851	214	743
080510 ORANGES	4984	24596	1228	16552
080520 MANDARINS,CLEMENTIN ETC FR/DRY	4271	6048		889
080540 GRAPEFRUIT,INCLUDING POMELOS	330	1140		744
080550 LEMONS AND LIMES	203	299	203	1118
080610 GRAPES, FRESH	1306	4579314	1253	2209555
080620 GRAPES, DRIED	8854	30001		21369
080711 WATERMELONS		191669		74661
080719 OTHER MELONS		1325		88708
080720 PAPAWS;(PAPAYAS/PAPITA)		84		93
080810 APPLE, FRESH	131950	1076373	91699	730787
080830 PEARS FRESH	1634	24648	2253	23033
080910 APRICORTS;FRESH(KHUBANI)		631662	295	287855
080921 SOUR CHERRIES; FRESH		42		
080940 PLUMS AND SLOES		444		73
081010 STRAWBERRIES,FRESH				70
081050 KIWIFRUIT, FRESH	296	1164		425
081090 OTHER FRESH FRUITS	364	738413	930	778385
081110 STRAWBERRIES,FROZEN		1766		315
081120 RASBERRY,BL.BERRY MULBERRY FRZ	209	9952	337	3126
081190 OTHER FRUITS AND NUTS,FROZEN	207	1881		58
081290 OTH FRUIT/NUTS PRESERVED PROVI	10	3900		1168
081310 APRICOTS DRIED	717	13772	270	6348
081320 PRUNES DRIED	1971	5234	808	5522
081330 APPLES DRIED	1063	7509	2605	10103
081340 OTHER DRIED FRUITS	42047	863848	58712	566009
081350 MIXTURE OF NUTS,DRIED FRUITS	33	980	838	2659
081400 PEEL OF CITRUS FRUITS/MELONS		551		455
090111 COFFEE NOT ROAST,NOT DECAFEINE		3318		134
090121 COFFEE,ROAST,NOT DECAFFEINATED	180	9472	945	10549
090122 COFFEE ROASTED,DECAFFEINATED		96	27	241
090190 OTH COFFEE HUSKS/SKIN/COFE SUB	717	41866	77	23799
090210 GREEN TEA PACK < 3 KG	1854	12400	66	12821
090220 OTHER GREEN TEA(NOT FERMENTED)	49519	877654	31367	560547
090230 BLACK TEA & PARTLY FERMENT TEA	335	4980	2068	14935
090240 OTH BLACK TEA,OTH PARTLY F.TEA	2422080	31030672	2343809	27483052
090300 MATE		90		141
090411 PEPPER,NEITHER CRUSH NOR GROND	165709	974798	212030	1268116
090412 PEPPER CRUSHED OR GROUND		8112	10800	10800
090421 FRUIT OF GENUS CAPSICUM DRIED	240432	964392	267184	347546
090422 FRUIT OF GENUS CRUCHED/GROUND	16621	96247		3915
090520 VANILLA CRUSHED OR GROUND	1	1		
090611 CINNAMON NOT CRUSHED OR GROUND	2410	24498		13184
090619 OTHER CINNAMON	23667	359095	14613	262256
090620 CINNAMON & TREE FLOWER,CRUSHED				99
090710 CLOVES NEITHER CRUSHED/GROUND	31097	298739	21908	302018
090720 CLOVES CRUSHED & GROUND	792	3281		5467
090811 NUTMEG NEITHER CRUSHED/GROUND	17879	101676	5513	71115
090812 NUTMEG CRUSHED & GROUND		151		2074
090821 MACE NEITHER CRUSHED/GROUND	16037	131489	4344	120707
090831 CARDAMOMS NITHER CRUSHED/GRO	67532	838990	45260	751699
090832 CARDAMOMS CRUSHED & GROUND	3	4388		4148
090921 SEEDS-CORIANDER NITHER CRU/GRO	109801	407141	66504	455699
090922 SEEDS-CORIANDER CRUSHED/GROUND		9798	3458	15650
090931 SEEDS OF CUMIN (WHITE ZEERA)	55878	608448	102486	601102
090932 SEEDS CUMIN.CRUSH/GRO(W.ZEERA)		1266	2334	4581

Contd.

10.11 Imports by Economic Categories (Detail)

(In Thousand Rupees)

ITEMS	MAY, 2015	FROM JULY, 2014	MAY, 2014	FROM JULY, 2013
090961 CARAWAY,ANISE,FENL,JUNI.N-CR/G	9584	104990	2551	61745
090962 CARAWAY,ANISE,FENEL,JUNI.CR/GR				120
091011 GINGER NEITHE CRUSHED/GROUND	267142	4784032	184861	4003312
091012 GINGER. CRUSHED OR GROUND	1342	4904		2303
091020 SAFFRON, (ZAFRAN)		817		
091030 TURMERIC (CURCUMA)	12319	69230	4041	29012
091091 MIXTU OF PROD H-09.04 TO 09.10	650	58056		1671
091099 OTHER SPICES	13190	38988	2358	25120
100119 DURUM WHEAT		18973899		11323728
100199 OTHER DURUM WHEAT & MESLIN				28279
100290 OTHER RYE		471		
100390 OTHER BARLEY	13627	77985	3343	107814
100490 OTHER OATS	16232	201503		9421
100510 SEED, MAIZE	654640	6030837	434245	5014741
100590 OTHER MAIZE (CORN)	13214	36826	287	56463
100610 RICE IN HUSK (PADDY OR ROUGH)	810152	2157323	793232	2433708
100630 SEMI/WHOLLY MILLED RICE/POLIS	888	66899	2306	153266
100640 BROKEN RICE	1515	10652	1933	2533
100710 SEED GRAIN SORGHUM(JAWAR)		69341		2198
100790 OTHER GRAIN SORGHUM(JAWAR)	93355	528814		1194
100810 BUCK WHEAT		4357		103
100821 MILLET (BAJRA)	10490	91405	77	27177
100829 OTHER MILLET (BAJRA)	150262	294327	15683	77453
100830 CANARY SEED	4460	18207		19645
100890 OTHER CEREALS	532	1978		2949
110100 WHEAT OR MESLIN FLOUR	4302	558253	7144	248077
110220 MAIZE (CORN) FLOUR	361	1007	148	174
110290 OTHER CEREAL FLOUR	110	1987	1736	6725
110311 GROATS AND MEAL OF WHEAT		3010		68
110313 GROATS&MEAL OF MAIZE (CORN)	3261	18834		20321
110319 GROATS AND MEAL OF OTH CEREAL				45
110412 ROLLED OR FLAKED, OATS.		427	128	128
110419 ROLLED/FLAKED GRAIN/OTH CEREAL		1455		908
110422 OTHER WORKED GRAIN OF OATS	1091	24246	1165	19127
110423 OTH WORK GRAIN OF MAIZE (CORN)		407		525
110429 OTH WORK GRAIN OF OTH CEREALS	580	5171		8259
110510 FLOUR,MEAL&POWDER OF POTATOES	28392	366221	36447	312735
110520 FLAKE,GRANULE/PELLETS POTATOES	5095	19109		4984
110610 FLOUR,MEAL,POWDER,DRY LEGU VEG	53	268		
110620 FLOUR,MEAL POWDER OF SAGO/ROOT	12	65		24
110630 FLOUR,MEAL POWDER PRD CHAPT-8		641		1085
110710 MALT NOT ROASTED	14692	18031		
110720 MALT ROASTED	13106	27974		16576
110811 WHEAT, STARCH		43		
121020 HOP CONES,GROUND POWDER PELLET		7743		10151
121120 GINSENG ROOTS	1114	4329		2930
121229 OTHER SEAWEDS& OTHER ALGAE		100751		5095
121299 OTHER FRUIT STONE&KERNELS/VEG		766		528
121300 CEREAL STRAW & HUSKS,IN PELLET	53499	708304	66954	393837
121410 LUCERNE (ALFALFA) MEAL&PELLETS		13484		12026
121490 OTH SWEDES,MANGOLDS,FODDER,HEY		182		265
130120 GUM ARABIC	3058	26200	47028	154335
160210 HOMOGENISED PREP MEAT/EDB MEAT		120		
160220 LIVER OF ANIMAL,PREPARED/PRESV		115		
160231 OTH PREP/PRESV MEAT OF TURKEY		1425		
160232 OTH PREP/PRESV MEAT OF FOWLS	49248	429010	38261	385617
160239 OTH PREP/PRESV,MEAT OTH POLTRY	7607	78522	5368	96595
160250 OTH PREP/PRES MEAT BOVIN ANIML	893	25664	8169	31135

Contd.

10.11 Imports by Economic Categories (Detail)

(In Thousand Rupees)

ITEMS	MAY, 2015	FROM JULY, 2014	MAY, 2014	FROM JULY, 2013
160290 OTH PREP MEA OFL,BLOOD ANIMAL		75		
160300 EXTRACT/JUICE OF MEAT,FISH ETC		493	423	423
160411 SALMON,FISH,WHOLE/PIE NOT MICE		36		7
160412 HERRING,WHOLE/FIECE NOT MINCED		102	23	23
160413 SARDINE,BRISL/SPRAT W/P N-MINC	124	212	133	270
160414 TUNAS,SKIPJACK,BONITO,WHOLE/PC	242	1938	157	1252
160415 MACKERAL,WHOLE/DIECE NOT MINCE		44		
160416 ANCHOVIES,WHOLE/PIECE NOT MINC		125		
160419 OTH FISH,WHOLE/PIECE NOT MINCE	1173	30524	593	23269
160420 OTH FISH PREPARED PRESERVED	289	9675	272	15080
160510 CRAB,PREPARED OR PRESERVED.	59	8610	60	408
160529 OTH SHRIMPS&PRAWN PREPARED/PRE				78
160569 OTH AQUATIC INVERTEBRATES.P/PR		554		85
170112 BEET SUGAR RAW NOT CONT FLAVOR		417	205	315
170113 GUR (JAGGERY)N-CON FLAVOUR/COL				74
170114 OTH CANE SUGAR RAW.N-CON FL/CO			49	49
170191 O.CANE/BEET SUGAR CON.FLAV/COL		3886	208	4141
170199 OTH CANE/BEET SUGAR PURE SUC	23573	596952	45006	574162
170211 LACTOSE & LACTOSE SYRUP WT 99%	115329	1034257	72931	871236
170219 OTH,LACTOSE AND LACTOSE SYRUP	6886	47036	7546	34313
170220 MAPLE SUGAR AND MAPLE SYRUP				357
170230 GLUS SYP,DRY STAT FRVCT <20%	97920	793035	104716	516373
170240 GLUCOSE/GLUCOSE SYRUP<20% FRUC		2650		866
170250 CHEMICALLY PURE FRUCTOSE	193	1017		213
170260 OTH FRUCTOS SYP,50% WT OF FRAC		164		
170290 OTH SUGAR INCL INVERT SUGAR	87653	723109	66634	581415
170310 CANE MOLASSES				290
170390 OTH MOLASSES,FROM REFINING SUG	29	1071	1242	1269
170410 CHEWING GUM,WH/NOT SUGA COATED	2348	99851	4110	62005
170490 OTH SUGAR CONFECT NOT CON COCA	56044	673830	48992	480242
180100 COCOA BEANS,WHOLE,BROKEN,ROAST				6
180310 COCOA PASTE,NOT DEFATTED(LICOR	29369	368628	27828	182451
180320 COCA WHOLLY OR PARTLY DEFATTED	572	572		
180400 COCOA,BUTTER,FAT AND OIL	60401	974697		387397
180500 COCOA POWDER,NOT CON ADDED SUG	73059	1024763	59491	1076315
180610 COCOA POWDER,CON ADDED SUGAR	58	4644		1787
180620 OTH PREPA WT2KG,PAS,BLOCK SLAB	30572	736392	70270	418276
180631 OTH FOOD PREP COCOA BARS FILD	13919	367113	17443	260607
180632 OTH FOOD PREP COC BAR NOT FILD	364	14440		9570
180690 OTH,FOOD PREP CONT COCOA LIQUD	12235	288082	33828	178011
190110 FOOD PREP FOR INFANT USE	921796	7347378	258429	5252883
190120 MIXES&DOUGHS FOR PREP BAKER	12475	63834	2188	80583
190190 OTH FOOD PREP OF FLOUR,MEAL	234519	2596853	62510	1626989
190211 UNCOOK PASTA,NUT STUFD CON EGG	294	592	116	856
190219 OTHER,UNCOOKED PASTA.	2668	29839	2071	16124
190220 STUFFED PASTA,WHETH/NOT COOKED		112	28	40
190230 OTHER PASTA	2259	25614	3300	16830
190240 COUSCOUS WHETER OR NOT PREPARE	25	109		108
190300 TAPIOCA&SUBSTI PRE FRM STARCH	9011	58299	5894	54169
190410 PREP FOOD,SWLL/ROAS OF CEREALS	18779	191440	21735	213515
190420 PREP FOOD UNROAST CEREAL FLAKE		18979	6380	20264
190430 BULGUR WHEAT				11
190490 OTH PREP FOOD OBTAIN BY CEREAL	1486	148437	20593	125426
190510 CRISPBREAD AND BUNS		104		1132
190520 GINGER BREAD AND THE LIKE.		13		
190531 SWEET BISCUITS	29769	91722	6180	63972
190532 WAFFELS AND WAFERS	10091	117455	7608	94800
190540 RUSK,TOASTED BREAD & PRODUCTS	2312	25408	1981	43840

Contd.

10.11 Imports by Economic Categories (Detail)

(In Thousand Rupees)

ITEMS	MAY, 2015	FROM JULY, 2014	MAY, 2014	FROM JULY, 2013
190590 OTHER BAKERY PRODUCTS	48058	319778	15608	205330
200110 CUCUMBER,GHERKINS PREP/PRESERV		405	95	1815
200190 OTH VEG FRUIT,NUT,PRES VIN/ACE	2547	19144	1459	16090
200210 TOMATOES,WHOLE/PIECE,PREP/PRSV		1293	51	1356
200290 OTH,TOMATO/PRE/PRS O/TH VINGER	89855	406029	65034	463418
200310 MUSHROOM,PREP/PRSV O/TH VINHER	2412	55084	6474	36523
200390 OTH MUSHROOM&TRUFFLE PREPARED	5381	18409	1507	9171
200410 POTATO,PREP/PRSV,O/TH VINGERS	72589	476105	40740	514755
200490 OTH VEG MIX/VEG PREP O/TH VING	1775	39025	11009	176245
200510 HOMOGENIZED VEGETABLES	131	570		169
200520 POTATO PREP O/TH VING NOT FROZ	1318	23024	2897	19302
200540 PEAS PREP O/TH VINGER NOT FROZ	579	4577	124	3930
200551 BEAN SHELD PREP O/TH VING N/FZ	407	2693	2393	2861
200559 OTH BEAN PREP O/TH VING NOT FZ	1848	15493	1242	19819
200560 ASPARAGUS,PREP O/TH VING N-FZ				224
200570 OLIVES PREP O/TH VING NOT FROZ	16650	116503	3308	83308
200580 SWEET CORN,PREP/PRESV NOT FROZ	4637	42994	6021	36194
200591 OTH VEGETABLES& MIXTURE OF VEG		728		763
200599 OTH VEGE PREPARED OR PRESERVED	2078	20279	2893	17522
200600 VEG,FRUIT,NUTS,PEEL PRE BY SUG	46	1864	421	1602
200710 HOMOGENENISED PREPARATIONS	94	679		1056
200791 OTH,CITRUS FRUIT COOKED PREP		12		129
200799 OTH JAM,FRUIT,JELLY,MARMALADE	3577	36032	4914	47699
200811 GROUND NUTS,PREP/PRESERVED	4657	14833	42	3180
200819 OTH NUTS/SEED INCL MIXTURES	22425	116433	6544	25212
200820 PINEAPPLES,PREPARED/PRESERVED	75145	413496	24338	267422
200830 CITRUS FRUIT,PREPARE/PRESERVED	16786	52412	14427	79524
200840 PEARS,PREPARED OR PRESERVED	1016	8335	638	11390
200850 APRICOTS,PREPARED OR PRESERVED		61		49
200860 CHERRIES,PREPARED OR PRESERVED	3670	17605	2605	13737
200870 PEACHES,PRPARED OR PRESERVED	8288	131568		134508
200880 STRAWBERRIES,PREPARE/PRESERVED	1115	7484	1792	9530
200891 PALM HEARTS PREPARED/PRESERVED	33	33		
200893 CRANBERRIES		75	4	4
200897 MIXTURES OF FRUITS,NUTS&PLANTS	42671	329996	33703	268205
200899 OTH FRUITS,NUT/EDIBLE PLANTS	3112	36231	9810	39907
200911 ORANGE JUICE,FROZEN		13732	2825	15113
200919 OTHER ORANG JUICE	45598	544719	53843	575297
200921 GRAPEFRUIT JUICE,BRIX VAL=20		119		40
200929 OTHER GRAPE FRUIT,JUICE	14	309	19	515
200931 JUICE OF ANY SINGL CITRUS FRUT				617
200939 OTH JUICE OF ANY CITRUS FRUIT	902	10475	538	7123
200941 PINEAPPLE JUICE ,BRIX VAL=20				197
200949 OTHER PINEAPPLE JUICE	28760	134814	11687	57349
200950 TOMATO JUICE				74
200961 GRAPE JUICE INCL GRAPE MUST		448		
200969 OTHER GRAPE JUICE	44420	414814	22342	414439
200971 APPLE JUICE ,BRIX VAL=20		1513		
200979 OTHER APPLE JUICE	15027	271355	46190	380904
200981 CRANBERRY JUICE				66
200989 OTHER JUICE OF FRUIT/VEGETABLE	133894	255193	872	94939
200990 MIXTURES OF JUICES	5289	46681	3842	46093
210111 EXTRACT,ESSENCE/CONC COFEE/PRE	9243	327759	1446	302949
210112 PREP WITH A BASIS OF EXTRA/COF		7036		10524
210120 EXTACT,ESSENCE ETC OF TEA MATE	1939	18780	2529	8660
210130 ROASTED CHICORY/OTH COFEE/SUB		415		
210210 ACTIVE YEASTS	39204	504122	23798	453630
210220 INACTIVE YEASTS,OTH SINGL CELL		3341		6698

Contd.

10.11 Imports by Economic Categories (Detail)

(In Thousand Rupees)

ITEMS	MAY, 2015	FROM JULY, 2014	MAY, 2014	FROM JULY, 2013
210230 PREPARED BAKING POWDERS		26206	34	15290
210310 SOYA SAUCE	29839	197684	12261	143016
210320 TOMATO KETCHUP/OTH TOMATOSAUCE	9883	68003	5238	62297
210330 MUSTARD FLOUR/MEAL/PREP MUSTAR	3338	10522	1563	12581
210390 OTH SAUCES PREP/MIX SEASONING	21391	191499	17274	161064
210410 SOUPS/BROTHS & PREP THEREOF		1473	1238	2513
210420 HOMOGENISE COMPOSITE FOOD PREP	11	201		80
210500 ICE CREAM,OTH EDIBLE ICE	1577	24188	3397	31513
210610 PROTEIN CONCENTRATE/TEXT PROTN	2289	21522	40	29248
210690 OTH FLAVOURING POWDER/CONCT	451828	7058178	314833	4439273
220110 MINERAL WATERS/AERATED WATERS	264	11400	6537	18364
220190 OTH,NATURAL/ARTIFICIAL WATERS	585	5590	363	2664
220210 WATER,MINERAL/AERATED WATER	45134	528855	66664	363685
220290 OTH WATER/OTH NON ALCOLIC BEVG	25558	127660	21137	100837
220300 BEER MADE FROM MALT	1105	8517	279	30900
220410 SPARKLING WINE	1446	13677	1316	28900
220421 OTH WINE OF FRESH GRAPES<2LT		599	9165	9587
220429 OTH WINE OF FRESH GRAPES>2LT		1566	275	5746
220430 OTH GRAPE MUST INFERMENTATION				116
220820 SPIRIT OBT BY DISTIL GRAPEWINE		4343	606	12191
220830 WHISKIES	72	13281	917	39056
220840 RUM&OTH SPIRITS DISTILL SUGAR		49		226
220850 GIN AND GENEVA		681	85	3616
220860 VODKA	139	1949	376	3930
220870 LIQUEURS AND CORDIALS	35	563	54	2315
220890 OTH SPIRIT/SPIRITOUS BEVERAGES	388	1163	189	20143
220900 VINEGAR&SUBSTITUTE,ACTIC ACID	3521	13377	156	7583
230110 FLOURS,MEALS,PELLETS,OF MEAT		7		
230120 FLOURS,MEALS,PELLETS,OF FISH	10988	103991		11801
230230 BRAN SHARP & RESIDUES OF WHEAT	12	12		402
230240 BRAN SHARP RESIDUE OF OTH CERL		854		112
230250 BRAN SHARP RESIDUE LEGUM PLANT	18	18		
230310 RESID.STARCH MANUF&SIM RESIDUE		3036		97
230330 BREWING/DISTILLING DREGS/WASTE		184538		
230400 OIL-CAKE/OTH S/RESID SOYABEAN	2641525	41148932	963617	31579451
230620 OIL CAKE/OTH RESIDUE,LINSEEDS		1258		
230630 OIL CAKE/OTH SUNFLOWER SEEDS		6376		74658
230641 OIL CAKE/OTH RESID COLZA SEEDS		184450	306360	1471489
230649 OIL CAKE/OTH RESID RAPE SEEDS		65446	41641	283929
230650 OIL CAKE/OTH RESIDUES,COCONUT		721		
230660 OIL CAKE/OTH RESIDUE,PALM NUTS	86121	1683655	58904	550821
230690 OIL CAKE/OTH SOLID RESIDUE,VEG	221	4071	327	1045
230800 VEG MATL & VEG WASTE,VEG RESID	25	5806		
230910 DOG/CAT FOOD,PUTUP RETAILSAL	10038	110839	6442	57743
230990 OTH,PREP USED IN ANIMAL FOOD	645419	5315206	478419	3441589
240110 TOBACCO,NOT STEMMED/STRIPPED		986	2182	31733
240210 CIGAR,CHEROOTS CONTAIN TOBACCO	355	1143		2166
240220 CIGARETTES CONTAINING TOBACCO	16804	190674	366	258600
240290 CIGAR,CHEROOTS/TOBACCO SUBST		1923	88	1716
240311 WATER PIPE TOBACCO		18		
240319 OTHER SMOKING TOBACCO		22		404
240391 HOMOGENISE/RECONSTITUTE TOBACO		6679	3152	15228
240399 OTH MANUFACTURED TOBACCO/EXTR	1325	8377	315	25492
271012 LIGHT OILS AND PREPARATIONS	23662355	201530239	21225315	214498803
271019 KEROSENE,INCL KER.TY. JET FUEL	4041	6333985	3162779	9909272
293500 SULPHONAMIDES	152659	1839130	147130	1546782
293621 VITAMIN A ITS DERIVATIVE UNMIX	42390	339316	13374	221318
293622 VITAMIN B1/ITS DERIV UNMIXED	24600	201532	12507	162149

Contd.

10.11 Imports by Economic Categories (Detail)

(In Thousand Rupees)

ITEMS	MAY, 2015	FROM JULY, 2014	MAY, 2014	FROM JULY, 2013
293623 VITAMIN B2/ITS DERIV UNMIXED	30363	189271	3832	151973
293624 D-,DL-PANTOTHENIC ACID(VITB3B5	52747	373642	6618	200655
293625 VITAMIN B6/ITS DERIV UNMIXED	35898	292632	13928	257604
293626 VITAMIN B12/ITS DERIV UNMIXED	55074	348124	23354	302389
293627 VITAMIN C/ITS DERIVATIVE UNMIX	40771	432304	34093	332295
293628 VITAMIN D/ITS DERIVATIVE UNMIX	92682	674559	69821	609166
293629 OTH VITAMIN/ITS DERIV UNMIXED	63152	638726	55871	629773
293690 OTH INTER-MIXTURE PROVITAMINS	20462	148581	9718	163202
293712 INSULINE AND ITS SALTS	16949	199438	88	124906
293719 OTHER POLYPETIDE HARMONES	4965	90522	30	80598
293721 CORTISONE/HYDRO/PREDNISONE ETC	27871	432107	41811	453893
293722 HALOGENATE DERIV ADERNAI HORMN	73007	778300	79085	789507
293723 OESTROGENS AND PROGESTOGENS	72450	1110284	56826	547980
293729 OTH,STEROIDAL HARMONES,DERIVAT	39664	319262	15867	255775
293750 PROSTAGLANDINS,THROMBOXANES&DR	9025	104022	14412	89005
293790 OTH HORMONES/ITS DERIVATIVES	67441	346431	12095	461698
293810 RUTOSIDE(RUTIN)/ITS DERIVATIVE	1524	2946	330	1898
293890 OTHER, GLYCOSIDES	13090	142151	16733	109515
293911 CONCENTRATES OF POPPY STRAW	64541	184851	18949	169009
293919 OTH ALKALOIDS OF OPIUM/DERVATI	24595	143783	13569	135622
293920 ALKALOID CINCHONA/DRV SALT	753	13049		1655
293930 CAFFEINE AND ITS SALTS	41997	399340	19961	286925
293949 OTHER,EPHEDRINE AND ITS SALTS	60643	220407	33438	146636
293959 OTH THEOPHYLLINE/AMINOPHLLINE	19568	201704	9904	178874
293962 ERGOTAMINE (INN) AND ITS SALTS		1231		
293969 OTH ALKALOID OF RYE ERGOT/SALT	3361	152697		69399
293991 COCAINE ECGONINE,SALTS,ESTERS				1820
294000 SUGARD O/T SUCROSE/LACTOSE ETC	39599	569902	91801	378535
294110 PENCILLINE/DERV/ACID/SALT ETC	22239	333230	48033	258169
294120 STREPTROMYCIN/DERIV/SALT THROF	11126	104679	13490	109486
294130 TETRACYCLINE/DERIV/SALT THROF	66263	604427	76177	529798
294140 CHLORAMPHENICAL/DERIV/SALT	10684	135270	2791	98857
294150 ERYTHROMYCIN/DERIV/SALT THROF	102880	1611981	108757	1445304
294200 OTHER ORGANIC COMPOUNDS.	17181	194860	2380	40202
300190 OTH GLAND ORGAN,EXTRACT,HAPRIN	10	778		476
300210 ANTISERA/OTH BLOOD FRAC MODIFY	5620	103180	3597	109400
300220 VACCINES FOR HUMAN MEDICINE	728381	24109261	370592	22010434
300230 VACCINE VETERINARY MEDICINE	186366	2934973	209734	2278553
300290 OTH HUMAN/ANIMAL BLOOD,THERAPC	31752	613385	13114	610663
300310 MEDICAMENT PENCILLIN DERV/ACID		34556	1470	2992
300320 MEDICAMENT OTH ANTIBIOTICS	14619	172069	25447	134878
300339 OTH,MEDICEMENT HARMONE ANTIBTC	78007	837311	59275	506587
300390 OTH MEDICEMENT NES-NOT-R-SALE	7125	1236933	16037	645309
300410 MEDICAMENT,PENCILLIN DERV/ACID	907	126284	2291	229199
300420 MEDICAMENT OTH ANTIBIOTICS	237621	2541934	169670	2335937
300431 MEDICAMENT INSULIN NOT ANTIBTC	343024	2620486	143531	1653863
300432 MEDICIMENT ADERN CORTC HARMONE	1730	105509	4710	221489
300439 OTH MEDICIMENTHARMONE NOT ANT	68977	1412564	113214	1685546
300440 MEDICAMENT ALKALOID DERV ANTI	6170	269238	30721	307208
300450 OTH MEDICAMENT VITAMIN/OTH PRO	31438	375519	74130	928924
300490 OTH MEDICAMENT THERAPEUTIC USE	4363817	29827242	2108521	24189104
300510 SURGICAL TAP IN JAMBO ROLLS	55178	419278	40180	313668
300590 OTH WADDING,GAUZE,BANDAGE ARTI	3158	118729	22008	632531
300610 STERILE SURGICAL CATGUT, ETC	184857	946151	110632	708120
300620 BLOOD-GROUPING REAGENTS	462	4320	215	5095
300630 OPACIFY X-RAY EXAM DIAGNOSTIC	97	11946	3102	22932
300640 DENTAL CEMENT/DENTAL FILLING	5864	160848	7102	116804
300650 FIRST AID BOXES AND KITS.	1552	139588	34	2313

Contd.

10.11 Imports by Economic Categories (Detail)

(In Thousand Rupees)

ITEMS	MAY, 2015	FROM JULY, 2014	MAY, 2014	FROM JULY, 2013
300660 CHEMICAL CONTRACEPTIVE HORMONE	19650	1067755	170756	517615
300670 GEL PREP HUMAN/VETERINARY USE	2686	1331238	582	10509
300691 APPL IDENTIFIABLE, OSTOMY USE	19003	38888	859	25875
321519 PRINTING INK EXCL. BLACK	111887	1232281	122053	1195776
321590 OTH WRITING/DRAWING/OTH INK	22134	275755	40189	240992
330112 ESSENTIAL OIL OF ORANGE	25762	112530	4314	82400
330113 ESSENTIAL OIL OF LEMON		20534	1921	43127
330119 OTH ESSENTIAL OIL/CITRUS FRUIT	37035	201035	20736	232747
330124 ESSENTIAL OIL OF PEPRAMINT		10369	6904	24640
330125 ESSENTIAL OIL OF OTHER MINTS	497	22039		6020
330129 OTH ESSENTIAL OIL O/T CIT FRUT	15518	69382	13994	98728
330130 RESINOIDS	100	2862		839
330190 OTH,CONCENTRATE ESSENT OIL NS	11574	94688	5681	100879
330210 MIXTURE ODORIFEROUS SUBS&MIXT	319310	2794431	404751	2413547
330290 OTH,MIXTURE,ODORIFEROUS SUBST	287176	3681827	295402	3199110
330300 PERFUMES AND TOILET WATERS	34363	556628	39064	584305
330410 LIP MAKE-UP PREPARATIONS	16869	177758	11585	90894
330420 EYE MAKE-UP PREPARATIONS	17794	166616	22753	129051
330430 MANICURE/PEDICURE PREPARATIONS	6781	85095	15668	53706
330491 POWDER WHETHER/NOT COMPRESSED	44491	356945	26799	251221
330499 OTH,BEAUTY/MAKE-UP PREPARATION	76445	1224742	50111	908903
330510 SHAMPOOS	282595	3054792	204914	2432523
330520 PREP PERMANENT WAVING/STRAIGHT	10426	68460	7285	49489
330530 HAIR LACQUERS		1009	147	3722
330590 OTH PREP USE ON HAIR	69351	701005	78800	562516
330610 DENTIFRICES	47619	262047	13694	194462
330620 YARN,CLEAN TEETH(DENTAL FLOSS)	34	824		562
330690 OTH,PREP ORAL/DENTAL HYGIENE	665	11060	195	3231
330710 PRE/AFTER SHAVE PREPARATION	15627	198554	12030	126732
330720 PERSONEL DEDORANT&ANTIP RSPRNT	72785	498826	53128	325078
330730 PERFUMED BATH SALT/OTH PREP	1049	7388		5478
330741 AGARBATTI/OTH ODORIFEROUS PREP	127	1573	94	818
330749 OTH PREP PERFUMING ROOM/RELIGS	23685	216101	27768	149011
330790 OTH,DEPILATORY/PERFUM ETCPREP	6984	47492	5647	45440
340111 SOAP&ORGANIC SURFAC-ACTIV PROD	170941	1847036	107753	1070760
340119 OTH,SOAP ORG-SURFAC-ACT PROD	33563	229410	9318	208466
340120 SOAP IN OTHER FORMS	65488	680177	210785	795878
340130 ORGANIC SURFACE ACTIVE PRODUCT	71814	325221	27746	310803
340211 ORGANIC SURFACE-ACTIVE AGENT	431390	3492409	202409	2869589
340212 ORGANIC SURFACE ACTIVE CATIONC	7829	129535	12864	306588
340213 ORG SURFACE ACTIVE NON-IONIC	296352	2966732	253387	2814646
340219 OTH ORG SURFACE ACTIVE AGENT	25810	292151	26538	265642
340220 ORG SURF PREP PUTUP FOR R-SALE	17555	336861	59324	219967
340490 OTH, ART/PREP WAXES	115930	1084000	67039	972223
340510 PO/CREAM FOR FOOTWEAR/LEATHER	14871	175451	16432	99849
340520 POL/CREAM/PREP, WOOD FURNITURE	757	43069	2848	20616
340530 POL/CREAM/PREP,COACHWORK/METAL	216	12016	457	15238
340540 SCOURING/PASTE/POWDER/OTH PREP	145	1814	1784	3749
340590 OTH POL/CREAM/PREP,F-WEAR/LETH	10817	131419	11821	162198
350190 OTH CASEINATE DERIV CASEN GLUE	51	33415	492	36586
350211 EGG ALBUMIN DRIED		35267	10697	24521
360300 SAFETY FUSES DETONATING FUSES	4	161536		243328
360500 MATCHES O/T PYROTECHNIC	7382	14132		
360610 LIQUID/LIQUEFIE GAS FUEL	15	4195	214	6405
391740 FITING FOR TUBE ETC OF PLASTIC	36899	354627	41118	324652
391810 FLOOR COVERING OF POLYMERS V-C	10078	262607	14623	171704
392190 OTH PLATE,SHEET ETC OF PLASTIC	128436	1457027	96178	1289522
392210 BATH,SHOWER WASH BASIN OF PLAS	6576	42869	3721	28079

Contd.

10.11 Imports by Economic Categories (Detail)

(In Thousand Rupees)

ITEMS	MAY, 2015	FROM JULY, 2014	MAY, 2014	FROM JULY, 2013
392220 LAVATORY SEAT/COVER OF PLASTIC	674	14452	609	13599
392290 OTH FLASH/SIM SANITARY PLASTIC	6964	55349	5682	32416
392310 BOXES,CASES,CRATES PLASTIC	76167	711843	83977	661749
392321 SACK&BAG OF POLYMER OF ETHYL	87997	835755	50780	523432
392329 SACKS & BAG OF OTHER PLASTICS	34005	400824	114384	833639
392330 CARBOYS,BOTTLES,FLASKS ETC	48347	517559	50862	410382
392340 SPOOLS,COPEES,BOBINS ETC PLASTC	15205	218236	26533	347077
392350 STOPPERS,LIDS,CAPS ETC OF PLAS	166574	1232243	143693	985902
392390 OTH ARTICLES FOR CONVEYANCE NS	13891	245725	29138	456270
392410 TABLEWARE KITCHENWARE OF PLAST	27464	198340	35372	192055
392490 OTH,HOUSEHOLD/TOILET ARTICLES	23817	220355	24402	189987
392510 RESERVOIRS,TANKS,VATS>300 LTRS		3762		61559
392520 DOOR,WINDOWS FRAME&H-HOLD PLAS	3121	37553		12801
392530 SHUTTERS,BLINDS&PARTS OF PLAST		11384	2430	8565
392590 OTH,BUILDER-WARE OF PLASTIC,NS	138052	767601	60093	394609
392610 OFFICE/SCHOOL SUPPLY PLASTIC	7972	90960	6608	48037
392620 ARTICLE OF APPAR CLOTHING PLAS	8228	115036	21373	228774
392630 FITTING FOR FURNITUR/COACH PLA	1889	9886	1702	8109
392640 ORANMENTAL ARTICLES OF PLASTIC	34632	355548	26964	221151
400942 TUBE,PIPERUB WITH OTH.METL.FIT	9560	54237	14505	75459
401011 CONVEYOR BELTS WITH METALS		9665	415	29187
401012 CONVEYOR BELTS WITH TEX-METACS	51047	464207	35111	424303
401019 OTH CONVEYON BELT OR BELTING	35469	375345	41660	358381
401031 TRANSMISSION BELTS 60-180 CM	21818	259197	21543	236999
401032 TRANSMISION OTH BELT 60-180 CM	19972	286272	20555	175634
401033 TRANSMISION BELT 180-240 CM	2632	14381	48	5840
401034 TRANSMISION BELT OTH 180-240CM	305	7971	95	9387
401035 TRANSMISION SYN.BELT 60-150CM	1539	17009	2057	13724
401036 TRANSMISION SYN.BELT 150-198CM	91	5292	190	8537
401390 OTHER INNER TUBES,OF RUBBER	5490	95623	4320	80700
401410 SHEATH CONTRACEPTIVES	284030	1726945	21270	1086338
401490 OTH HYG/PHARMACEUTICAL ARTL	3715	32132	7594	21454
401511 GLOVES,RUBBER,SURGICAL	38117	369868	46682	343154
401519 OTHER GLOVES,RUBBER	16558	176487	9564	162021
401590 OTH ARTI APPRL/CLOTH ALL PURPS	486	53305	6426	107863
401610 ARTICLES OF UNHARD CEL VUL RUB	25202	148468	16351	123385
401691 FLOOR COVERING & MATS, RUBBER	3839	35483	5022	25206
401692 ERASERS, RUBBER	19806	300899	15666	317313
401693 GASKETS,WASHERS,SEALS,OF RUBB	113870	1287070	171835	1553666
401694 BOAT/DOCK FENDERS,OF RUBBERS		142009	9242	164213
401695 OTH INFLATABLE ARTICLE OF RUBB	2307	28072	1543	13371
401699 OTH ARTICAL UNHARD VUL RUBBER	113380	1673942	155486	1871105
420100 SADDLERY&HARNESS FOR ANIMALS	6	549	25	354
420211 TRUNKS,SUITCASE,VANITY-CASES	1200	25160	840	29132
420212 TRUNK,SUITCA,SATC ETC PLAS/TEX	75454	746527	64117	573057
420219 OTH TRUNK,SUITCASE,VANITY-CASE	1036	20438	7666	34904
420221 HANDBAG,COMP/PATENT LEATHER	68395	522659	70509	357666
420222 HANDBAGS,PLASTIC/TAXT MATERIAL	30723	135233	6472	109348
420229 OTH HANDBAGS,WITHOUT HANDLES	38971	315844	19314	232595
420231 ARTI.CARIED.IN POCKET. LEA/COM	1278	30711	5204	26919
420232 ARTIC CARIED IN POCK TAXT MATE	678	9937	867	4578
420239 OTH,ARTI CRRIED IN HAND/POCKET	7512	58508	4344	32955
420291 OTH CONTAINER O/S OF LEA/COMPS	1837	4603		9543
420292 OTH CONTAINER O/S PLAS/TEXTILE	1481	12692	2146	34606
420299 OTH CASES VULCANISED FIB/PBOA	2854	35791	954	15972
420310 ARTICLES OF APPAREL		30428	2416	52978
420321 GLOVES,MITTENS & MITTS SPORTS		1922	688	2119
420329 OTH LEATHER GLOVES	3695	16811	134	58705

Contd.

10.11 Imports by Economic Categories (Detail)

(In Thousand Rupees)

ITEMS	MAY, 2015	FROM JULY, 2014	MAY, 2014	FROM JULY, 2013
420330 BELTS AND BANDOLIERS	28917	221955	30097	276795
420500 OTH ART LEA/COMP LEA TECHNICAL	1970	13842	951	27946
430310 ARTI APPAR CLOTH ACCE FURSKIN		400	528	3758
430390 OTHER, ARTICLES OF FURSKINS	55	2598	91	211
430400 ARTICLE OF FUR&ARTICLE THEREOF	397	14224	4588	32316
440131 WOOD PELLETS	1380	11230		2414
440139 SAW DUST & WOOD WASTE & SCRAP	2148	14184	772	6395
440210 WOOD CHARCOAL OF BAMBOO NOT AG	2	4326		582
441300 DENSIFIED WOOD,BLOCK,PLATE,ETC	84	29923		21193
441600 CASK,BARREL,VAT,TUB&OTH PRODC		1	5	34854
441890 OTH BUILDERS JOINERY/CARP WOOD	38292	357269	39437	253142
441900 TABLEWARE&KITCHENWARE OF WOOD	4102	37350	5554	27340
442010 STATUETTES/OTH ORNAMENT WOOD	217	1174		1372
442090 OTH WOOD MARQUETRY&INLAID WOOD	13254	73763	5667	37508
442110 CLOTHES HANGERS OF WOOD	1790	12774	831	12605
450490 OTH, ARTICLES AGLOMERATED CORK		1133		149
460121 MATS,MATTING&SCREEN OF BAMBOO	18	4712	206	8031
460122 MATS,MATTING&SCREEN OF RATTAN				4
460129 OTH MATS,MATTING&SCREN VEG MAT	1	2		154
460192 OTH MATTING&SCREEN OF BAMBOO		123	230	675
460199 OTH PLATING MATERIAL N.E.S	511	4530	203	2358
460211 BASKETWORK&OTH ARTICL OF BAMBO	33	3529	142	2171
460212 BASKETWORK&OTH ARTIC OF RATTAN		32		4
460219 BASKETWORK&OTH ART OF VEG MATE	186	3183	155	1336
481200 FILTER BLOCK,SLAB OF PAPERPULP		1991	366	3000
481310 CIGRETTE PAPER IN BOOKLET/TUBE	27	253	1382	3854
481490 OTHER WALLPAPER & COVERINGS.	165	2413	90	2778
481620 SELF-COPY PAPER		17		
481690 OTHER COYING PAPER, C/T SIZE.	326	6729	152	6587
481710 ENVELOPES	1209	10955	403	15328
481720 LETTER CARDS, PLAIN POSTCARDS	23	1569	16	250
481730 BOXES,POUCHES,PAPER STATIONERY	616	8042	896	9697
481810 TOILET PAPER	16917	67448	13924	96575
481820 HANDKERCHIEFS, TISSUES&TOWELS	6656	84933	3838	59325
481830 TABLE CLOTHS & SERVIETTES	2691	18284	1132	4402
481850 ARTICLES OF APPAREL&CLOTHING	62	2234		1795
481890 OTH ARTI LINEN,P&P GARMET/ASSE	6066	38968	1211	64892
481910 CARTON,BOXE&CASES CORRU PAPE	40549	554773	62244	999803
481920 FOLD/CARTO/BOXE&CASE, NON-CURRU	10708	124705	17503	194311
481930 SACKS&BAGS WITH BASE 40CM/MORE	5333	40173	37	15990
481940 OTH SACKS&BAGS,INCLUDING CONES	4928	82020	4563	116061
481950 OTH PACKING CONTAINERS/RE-SLEE	202	19339	1983	77668
481960 BOX FILES,LETTER TRAYS,BOX,OFF	4904	41164	7376	37134
482010 REGISTERS,LETTER PADS,DIARIES	5711	80745	3029	41718
482020 EXERCISE BOOKS	496	6031	1722	19521
482030 BINDERS,FOLDERS&FILE COVERS	7466	31757	574	11117
482040 MANIFOLD BUSINESS FORMS/CARBON	90	2297		1736
482050 ALBUMS FOR SAMPLES/COLLECTIONS	818	5013	1298	7643
482090 OTH BOOK COVER,BLOTING PAD,NES	34410	53188	1930	20320
482110 P&P.BOARD LABLES PRINTED ALL=K	52197	346650	37132	495774
482190 OTH,P&P/BOARD LABLES NOT PRINT	63156	916976	145348	1540866
482210 BOBBINS, SPOOLS, CAPS , PULP.	4699	17568	1348	16657
482290 OTHER,BOBINS,SPOOL,CAPS ETC.PA	3917	67476	4740	69103
482320 FILTER PAPER AND PAPERBOARD	8650	163000	26323	141119
482340 ROLLS,SHEETS AND DIALS,PRINTED	253	11198	371	5303
482361 TRAY,DISHES,PLATES,CUP,P&BORD	18	18		60
482369 OTH TRAY,DISH,PLATE,CUP,P&BORD	7480	108091	4524	78011
482370 MOULDED/PRESSED ARTICL P-PULP	3121	22180	2761	25846

Contd.

10.11 Imports by Economic Categories (Detail)

(In Thousand Rupees)

ITEMS	MAY, 2015	FROM JULY, 2014	MAY, 2014	FROM JULY, 2013
482390 OTH,ARTICLES OF PAPER PULP,CEL	29500	265964	21357	214539
490110 PRINTED BOOKS IN SINGLE SHEETS	1306	38707	1688	21431
490191 DICTIONARIES AND ENCYCLOPAEDIA		22785	3064	79244
490199 OTHER,PRINTED BOOKS/BROCHURES	341794	2902425	224890	2260219
490210 NEWSPAPERS,JOURNAL 4-TIME/WEEK		2499	1377	3730
490290 OTHER NEWSPAPER,JOURNALS PERIO	6210	59146	3088	69910
490300 CHILDREN DRAWING/COLOUR BOOKS	1224	152449	337	331134
490400 MUSIC, PRINTED IN MANUSCRIPT.		1		
490510 GLOBES	1982	2804		173
490591 OTH PRNTD MATER BOOK FORM/ATLS		169		1
490599 OTH MAPS AND HYDROGRAPHIC/W-PA	13	1377	141	1888
490600 PLANS/DRAWINGS FOR ARCHITECTS	22147	315269	3452	573604
490700 BANKNOTE,CHEQUE,STAMP,BOND ETC	41391	8231119	909	56650434
490810 TRANSFERS ,VITRIFIABLE.	529	7367	1081	10217
490890 OTH,TRANSFERS(DECALCOMANIAS)	4045	59312	9865	111621
490900 PRINTED/ILLUSTRATED POSTCARDS	4321	47038	756	46431
491000 CALENDAR OF ANY KIND PRINTED.	74	20205	71	19937
491110 TRADE ADVERTISING MATERIAL.	25402	240719	6351	187451
491191 PICTURES,DESIGNS&PHOTOGRAPHS	799	12234	565	6659
500600 SILK YARN/ YARN SPUN WASTE NRS			34	1914
500710 FABRICS OF NOIL SILK	333	2375		2047
500720 OTH FAB CON>80% WT OF SILK	274479	1380247	44688	673014
511111 WOVEN FABRICS CARDED WOOL,85%		127315		44596
511119 OTH WOVEN FABRICS CARDED WOOL		15290	287	22378
511120 OTH MIXED MAN-MADE FILAMENTS		79	130	526
511130 OTH MIXED MAINLY/SOLELY M-MADE		371		
511190 OTH WOVEN FAB CARDED WOL/HAIR	2966	65039	3566	19280
511211 WOVEN FAB.COMBED WOOL 85%/HAIR		90344	5015	11135
511219 OTH WOVEN FAB COMBED WOOL 85%>	121	66051	238	9185
511220 OTH WOVEN FAB.COM.WOLL MIX.MMF		329		4295
511230 OTH WOV.FAB.COM.WOOL MIX.M/MSF	116	74535		9069
511290 OTH WOV.FAB.CARDE WOOL/FA-HAIR	34	11492		2788
520790 OTHER,COTTON YARN PUT UP SALE	95	6586		5697
520811 WOV FAB COT WT<100G/SQM UNBLEA		215		589
520812 WOV FAB COT WT>100G/SQM UNBLEA		18286	75701	128775
520819 OTHER WOVEN COTTON FAB UN-BLH	76048	87992	18409	543597
520821 WOV FAB COT WT<100G/SQM BLEACH	59	3601		4631
520823 WOV FAB COT 3/4 THRD TWIL BLEC		345		
520829 OTH WOVEN FAB OF COTTON BLEACH		4699		3906
520831 WOV FAB COT WT 100G/SQM DYED	542	17054		20766
520832 WOV FAB COT WT>100G/SQM DYED	464	60941	473	473
520833 COTTON WOV FAB 3/4 THREAD DYED		474		
520839 OTH COTON WOV FAB<2000/SQM DYE	410	23697	5796	127207
520841 WOV FAB COT WT 100G/SQM COLOUR	99	5739		8062
520842 COTON WOV FAB WT>100G/SQM COLO	9361	176486	9485	50418
520843 COTTON WOV FAB 3/4 THREAD TWIL	184	3316		
520849 OTH WOV FAB WT 200G/SQM	3473	25975	620	12919
520851 COTON WOV FAB 100G/SQM PRINTED	223565	1110551	358092	1682621
520852 COTON WOV FAB>100G/SQM PRINTED	13405	47937		2199
520859 OTH COT WOV FAB 200G/SQM PRINT	316	26941	5412	54763
520911 WOV FAB COT WT>200G/SQM UNBLAC		86		7411
520912 COTTON WOV FAB 3-4THREAD UN-BL				267
520919 OTH COT WOV FAB>200G/SQM UNBLE	89	1549	176	1567
520921 COTTON WOV FAB BLEACH>200G/SQM	15796	173463		11235
520929 OTH COT WOV FAB BLE W>200G/SQM	166	1483	62	5614
520931 COTTON WOV FAB DYED>200G/SQM		3451		9850
520932 COTTON WOV FAB DYED 3-4 THREAD	3036	5644		43484
520939 OTH COT WOV FAB DYED>200G/SQM	1881	101796	8481	44833

Contd.

10.11 Imports by Economic Categories (Detail)

(In Thousand Rupees)

ITEMS	MAY, 2015	FROM JULY, 2014	MAY, 2014	FROM JULY, 2013
520941 COT WOV FAB>200G/SQM 85% COT		3646		
520942 COTTON WOV FAB DENIM>200G/SQM	9365	376005	70049	479057
520943 WOV FAB 3-4-THREAD TWILL>200G		170		25959
520949 OTH WOV FAB CONT 85% COT/YARN	695	13545		375
520951 COTTON WOV FAB PRINTED>200GSQM	1641	1817		5
520952 WOV FAB 3-4-THREAD TWILL PRINT		63		12547
520959 OTH WOV FAB PRINTED>200G/SQM	593	39551	9138	66050
521011 COT W-FAB MIX MMF W200G/SQMUNB		79		14842
521019 OTH W-FAB COT MIX MF200GSQM UB		981		27213
521021 W-FAB COT MIX-MMF WT 200G/SQM				15331
521029 OTH W-FAB COT 85%,MMF 200G-BL		43		316
521031 COT WOV FAB MX-MMF200G/SQM DYE		10617		991
521032 W-FAB3/4THR MX-MMW 200G/MW DYE		13103		10677
521039 OTH W-FAD COTMX MF W200G/SQMDY		8163	78987	472093
521041 W-FAB COT MX-MMF 200G/SQM	69	1570	4332	10747
521049 OTH W-FAB COT MX-MMF W200G/SQM		3271		11731
521051 W-FAB COT MIX,MF W200G/SQM PRI		3036		7564
521059 OTH W-FAB COT,MMF W 200G PRINT	38716	154296	776286	6442012
521111 COT W-FAB,MX MF W>200G/SQM UNB				50510
521119 OTH W-FABCOT,MF W>200G/SQM UNB	13883	116565	365651	5231023
521120 W-FAB COT WT<85% MIX MMF-BLEA		3536		165
521131 WW-FAB COT,MMF W>200G/SQM DYED				16501
521132 WOV FAB 3-4THREAD MIX>200GDYED		10508		28801
521139 OTH W-FAB COT,MMF W>200G DYED	80	10683		4329
521142 W-FAB COT DENM,MX MFW>200G/SQM	16625	176048		207397
521143 WOV FAB 3-4THR MX-MFW>200G/SQM	1029	1029		
521149 OTH W-FB COT CLO YRN MMF>200G	1	3424	344	6940
521151 COT WOV FAB,MF,W>200G/SQM PRNT	5939	5939		
521152 WOV FAB 3-4THRD MMF-W>200GPRNT				4307
521159 OTH W-FAB COT,MF,W>200G/SQM PR		7382	38212	210415
521211 OTH COT W-FAB UN-BL W 200G/SQM		83	8674	12726
521213 OTH COT W-FAB DYED W 200G/SQM	1893	11006		9169
521215 OTH W-FAB COT PRNTD W 200G/SQM	64	64	368	2192
521222 OTH COT WOV FAB BLEAC>200G/SQM		6095		
521223 OTH COT WOV FAB DYED>200G/SQM		15286		11567
530890 OTH, YARN OF OTH VEG TEX FIBRE		14		59
530911 UN-BLE/BLE FAB CON>85%WT FLX		2192		
530919 OTH WOV FAB OF FLAX 85%OR MORE		25104		32583
530929 OTH WOV FAB OF FLAX<85% BY WT	83	3070		5483
531090 WOV FAB OF JUTE OR OTH TEX FIB				2384
540600 M-MADE FILAMENT YARN RETAIL-SL		85		
540710 WOV FAB HI-TENACI YRN NYLON PO	27040	157839	10071	180193
540720 WOV FAB OBTAIN FROM STRIP,LIKE	18103	244659	43116	268253
540730 FAB PARALLEL SYNTH FILAMENT				32230
540741 FAB 85% OR MORE NYLON FILMENT	40750	53537	8638	61157
540742 OTH FAB 85% OR MORE DYED	97464	1103069	135311	1564165
540743 OTH W.FAB NYL FLAMT WT>85% DYE	316	28636	1767	36899
540744 OTH W.FAB FILA DIF COL NYL>85%	7337	68496	4338	15344
540751 OTH W.FAB TEXTURED POLY U-BLEA	190487	1303670	73051	836470
540752 OTH W.FAB TEXTUR POLY DYED 85%	420861	5525341	234969	4016673
540753 OTH W.FAB DIF COL TEXTUR POLYS		11142		898
540754 OTH FAB TEXT POLY FIL PRINTED	46523	234967	29559	182363
540761 OTH FAB,NON-TEXT POLY FILAMENT	39281	884441	73238	435869
540769 OTH FAB POLY FIL TEXTILE MAT	10037	189368	26714	188382
540771 OTH WOV FAB SYNTH FIL BL/UN-BL	64	7821	4335	14752
540772 OTH WOV FAB SYNTH FIL DYED 85%		10009	256	8099
540773 OTH W.FAB DIF COL SYN FILA PRI		6359		
540774 OTH WOV FAB SYNTH FIL PRINTED		2205		120

Contd.

10.11 Imports by Economic Categories (Detail)

(In Thousand Rupees)

ITEMS	MAY, 2015	FROM JULY, 2014	MAY, 2014	FROM JULY, 2013
540781 OTH W.FAB SYN MIX COT BL/UN-BE		1716		
540782 OTH WOV FAB MIXED COTTON DYED	75	51162	1160	13915
540783 OTH FAB SYN TEXMAT COLOR DYED		242		5462
540784 OTH FAB SYN TEX SQM MATERUAK	16438	113637	2946	52585
540791 OTH WOV FAB SYN F/L BL/UN-BL		834		63
540792 OTH WOV FAB SYN F/L NS DYED		16043	1588	14700
540793 OTH WOV FAB SYN F/L NES COLOUR	3805	25101		7483
540794 OTH WOV FAB SYN FIL NES PRINT	1104	93925	4402	49886
540810 W.FAB HIGH TENCITY YRN VIS,RAY		38893	160	3131
540821 OTH WOV FAB ART. FIL BL/UN-BL	1033	18248		3822
540822 OTH WOV FAB ART. FIL DYED		3117		477
540823 OTH WOV FAB DIFFERENT COLOUR		5108	5324	18361
540824 OTH WOV FAB ART. FIL PRINTED				508
540831 OTH WOV FAB ART. FIL BL/UN-BL		190		
540832 OTH WOV FAB ART. FIL YARN DYED		632		326
540833 OTH WOV FAB ART.FIL YARN COLOR				656
551130 YARN ART STAPLE FIB FOR R/SALE		336		137
551211 WOV FAB OF SYN STAPLE FIBRE		34622		8854
551219 OTH WOV FAB OF SYN STAPLE FIB	8192	137327	6987	146827
551229 O/W-FEB ACR STA FIB>85%WT ACRY	637	5821	6001	9006
551291 WOV FAB SYN STAP FIB BL/UN-BL		452		
551299 FAB WOV SYN FIB>85%BY WT SYNTH	26	1633		3483
551311 W.FAB SYN STA FIB MX COT 170G	6947	47157		56579
551312 W.FAB SYN STA FIB MX COT314THR				823
551321 W-FAB SYN STA FIB MX COT DYED		33397	4052	34672
551323 POLYS,COT,STAP FIB<170G DYED		156	858	9143
551329 OTH FAB SYN STAP FINRE DYED		2612		64131
551331 WOV FAB SYN STAP FIB COLOUR YR	5289	28014	5674	33678
551339 OTH WOV FAB STAP FIB<170G/SQM		1917	1309	4084
551341 WOV FAB POLY STAP FIB PRINTED		1062		69
551349 O/W-FAB SYN STAP FIB MIX COTON	50	2285	246	7124
551412 W.FAB POLY STA FIB3-4 THRD>170				3331
551421 W-F POLY STAP FIB<85% DYED		5838	49	15852
551422 W-F POLY STAP FIB 3/4THRD DYED	1038	11764		34454
551423 OTH FAB POLY FIB MIX COT DYED		886	7096	16030
551429 OTH FAB<85% MIX COT SYN FIB	4760	15126	949	3496
551430 WOV FAB SYN YARN DIFF COLO DYE		1813		2295
551441 W-F SYN FIB<85% MIX COT PRINT		3300		2341
551442 W-F POL FIB MIX COT 3-4T PRINT			51397	846517
551443 O/W-FAB POL FIB MIX COT PRINT	341	2758		474
551449 O/W-FAB SYN MIX COT>170G PRINT	3	13426	209	13772
551511 O/W.FAB POLYS FIB MX VISCO RAY		49037		81751
551512 O/W.FAB POLY FIB MIX M-MAD FIB		231	2485	2539
551513 O/W FAB POLY FIB MIX WOL/F-HAI	1891	234399	22763	79622
551519 O/W FAB POLY STAP FIB MIX O/FI	437	7546		7961
551521 O/W FAB ARCYL FIB MIXED O/FIB		1370		23379
551522 O/W FAB ARCYL FIB MIX WOOL		4359		1587
551529 O/W FAB ARCYLIC FIB MIX OT/FIB	5365	111905	3618	90774
551591 O/W FAB SYN FIB M-MAN-MADE FIL		52		
551599 O/W FAB SYN MIX OTH FIBRE N.S	49	59		947
551611 W-FAB ARTI FIB 85%>BL/UN-BLEA	47	59800		895
551612 W-FAB ARTI >85% BY WEIGH,DEYED	249064	3837393	1964	30000
551614 W-FAB ARTI FIB>85% WT PRINTED	24443	2443730		34283
551621 W-FAB ART FIB<85%WT MM.FILAM		12906	12428	12490
551622 W-FAB ART FIB<85% WT MM-F DYED		307		21
551623 W-FAB ART FIB<85%WT D-COL,MM-F	4	14439		
551624 W-FAB ART FIB<85%WT MM-F PRINT		4439		5936
551632 W-FAB ART FIB<85%WT,WOL/HAI DY	6252	15497		1909

Contd.

10.11 Imports by Economic Categories (Detail)

(In Thousand Rupees)

ITEMS	MAY, 2015	FROM JULY, 2014	MAY, 2014	FROM JULY, 2013
551634 W-FAB ART FIB<85% WT,WOL/HA PR		409		
551641 W-FAB ART FIB<85%WT COT UNBL/B				2890
551642 W-FAB ART FIB<85%WT MX COT DYE		120		123
551644 W-FAB ART FIB<85% WT MIC PRINT	259	999		68
551692 W-FAB ART FIB<85%WT MIX O/F DY		9194	793	1914
551693 W-FAB ART FIB<85%WT D-COL,O/FI	42	4471		
560130 TEXTILE FLOCK,DUST & MILL NEPS	2716	59711	429	47298
560210 NEEDLELOOM FELT STICH-BOND FIB	10776	119006	12217	79686
560221 FELTS OF WOOL/HAIR,NOT COATED		1104	244	750
560229 FELTS OTH TEXT MATE, NOT COATD	276	621		1649
560500 METALLISED YARN,TEXTILE YARN	268692	2103876	177160	1209949
560900 ARTICLES OF YARN,STRIP ROPE	67	27218	919	4759
570110 CARPT/OTH TEX FLOR COVER KNOTD	10014	200383	15448	203369
570190 CARPETS,KNOT OF OTH TEX MATERL		2246		773
570210 KECEM,SCHUMACKS,KARAMAE.ETC.	1085	12147	749	7425
570231 CARPETS F/COV.PILE CONS,M/MADE				2252
570232 CARPET F/COV.P/LONS NOT TEXMAT	9	1721		1096
570239 CARPETS ECT.AOT.MADE O/TEX MAT		230		1335
570241 CARPET ETC.P/CONS.WOOL WOV.M/M	3499	43225	29	5037
570242 CARPETS OTH.P/CONS.M/M/TEXT.	23996	240785	36902	199624
570249 CARPETS ETC.MADE OTH.TEX MATEL		1195		
570292 CARPET ETC. MAN/M TEX MATERIAL	5	5		
570299 OTH CARPETS ETC.MADE O/TEX/MAT	24	416		222
570310 CARPET ETC WOOL/FINE ANIM HAIR		54		29
570320 CARPETS/TUFTED OF NYLON/POLYA	8401	143444	12504	159371
570330 CARPETS ETC.TUFT MAN/M TEX MAT	30071	384700	32155	293370
570390 CARPET/TUFT CARS/VEH O-TEX MAT	1675	7138	357	4185
570410 TILES, < 0.3 SQM AREA.	3936	14725	744	7025
570490 OTH CARPETS ETC.FELT N/TUFTED	53394	572107	52609	592916
570500 OTH CARPETS&OTH FLOOR COVERING	155	10472	73	8249
580110 WOV.PILE FAB.CHENILLE FAB.WOOL				65
580122 CUT CORDUROY, OF COTTON	461	16858	4416	38185
580123 OTH WEFT PILE FAB.OF COTTON.				395
580126 CHENILLE FABRICS, OF COTTON	882	9052	241	18171
580127 WARP PILE FABRICS OF COTTON	375	2825		1994
580131 UNCUT WEFT PILE FAB.M-MADE FIB				
580132 CUT CORDUROY, MAN-MADE FIBRES.		1205		
580133 OTH WEFT PILE FAB.M/MADE FIBRE	717	771		
580136 CHENILLE FAB. MAN-MADE FIBRES.		10303		42692
580137 WARP PILE FABRICS OF COTTON		8854	2292	11906
580190 OTH PILE&CHENILLE FAB.TEX.MAT	12791	287853	4695	84354
580211 TERRY TOWEL&S/WOVEN TEYFAB.UBL		4		55
580219 OTH TERRY TOWEL/FABRICS,OF COT		3676		722
580220 TERRY TOWEL/FABRICS, TEX.MAT	1950	11306	3634	22226
580230 OTH TUFTED TEXTILE FABRIC		71		423
580410 TULLES AND OTHER NET FABRICS	976	12717		7848
580421 LACE MACHINE MADE,M-MADE FIBRE	347	54056	9844	25101
580429 OTH,LACE MACHINE MADE,OTH MAT.	30888	219947	15734	91253
580430 LACE HAND MADE	3	10798	376	16322
580610 WOV.PILE FAB.& CHENILLE FABRIC		1795	808	6867
580620 OTH WOV. FAB. ELASTOMERIC YARN	3516	245140	51952	408503
580631 OTH NARROW WOV FAB, OF COTTON.	167	1986	67	9042
580632 OTH NARROW WOV FAB,M/MADE FIB.	36766	431467	56399	376615
580639 OTH,NARROW WOV.FAB,TEX.MAT	1155	117728	46863	370920
580640 OTH FABRICS,WARP W/OUT WEFTASM	468	468		20591
580710 LABEL,BADGES ETC.TEXTMAT,N/EMB	72079	900423	100931	1075147
580790 OTH,LABELS,BADGES&ART.TEX/MAT	38622	753421	99750	1496986
580810 BRAIDS IN THE PIECE		7		2163

Contd.

10.11 Imports by Economic Categories (Detail)

(In Thousand Rupees)

ITEMS	MAY, 2015	FROM JULY, 2014	MAY, 2014	FROM JULY, 2013
580890 OTH,ORNAMENTAL TRIM,TASSEL ETC	4750	53873	242	48381
580900 WOV FAB.OF METAL TAREAD/YARN.		217	788	977
581010 EMBROIDERY W/OUT VISIBLE GROND		65		258
581091 OTHER EMBROIDERY,OF COTTON		1821		2161
581092 OTH EMBROIDERY,M-MADE FIBRES		12308		276
590190 OTH TRACING CLOTH,BUCKRAM ETC.	42990	426387	50567	276896
590210 TYRE CORD FAB HIT.YARN NYLPLMD	140159	1345346	106053	1383654
590220 TYRE CORD FAB H/T YARN POLYSTR	45931	273249	32435	263325
590390 OTH,TEX FAB IMP,LAM, PLASTIC.	105285	804991	61366	649410
590410 LINOLEUM		1287		
590800 TEX WICKS,WOVEN,LAMP,LIGHTERS	507	1687		2861
590900 TEX HOUSE PIPING/TEX TUBING.	10438	82684	15812	66635
591190 OTH, TEX PRODUCTS/ ARTICLES,	29254	257072	7706	242586
600110 LONG PILE, FABRICS	501	24784	3711	65601
600121 LOOPED PILE FABRICS,COTTON		635		966
600122 LOOPED PILE FAB,MAN-MADE FIBRE		32278	8506	30461
600129 LOOPED PILE FAB,OTH TEX MAT.	18633	63369	15117	225751
600191 OTH PILE FAB,KNIT/CROCH,OF COT	363	8498	4404	4910
600192 OTH PILE FAB,KNIT/CROCH,M-MADE	422218	4509214	132308	2262945
600199 OTH PILE FAB,KNIT/CROCH,O/TXTM	1089	79175	11512	31180
600240 KNIT CROCH FAB<30CM,ELASTOME5%		1207		6404
600290 OTH,KNIT/CROC FAB<30CM,ELAST5%	2075	18497	1018	13512
600310 KNIT/CRO FAB WOL/HAIR WD!>30CM		12		117
600330 KNIT/CRO SYN-FIBRE WD !>30CM		3382		
600340 KNIT/CRO ART-FIBRE WD !>30CM				86
600390 OTH KNIT/CRO FAB WD !>30CM	66	2573	315	3870
600410 KNIT/CRO FAB WD>30CM ELASTYR5%	1992	99752	9397	106013
600490 OTH KNIT/CRO FAB WD>30CM ELAST	2303	43779	4030	27685
600522 WRAP KNIT FAB OF COTTON DYED	154	2284	190	7934
600523 WRAP KNIT FAB OF DIFFCLUR YRN				731
600531 WRAP KNIT FAB SYN.FIB UNBL/BLE	20861	55675	791	129400
600532 WRAP KNIT FAB SYN.FIBRE DYED	144117	837987	33349	318193
600533 WRAP KNIT FAB SYN.FIB DIF COLO		5375	1370	14996
600534 WRAP KNIT FAB SYN.FIB PRINTED	925	25670		
600542 WRAP KNIT FAB ART FIB DYED	218	3910		9617
600590 WRAP KNIT FAB O/TH H-6001-6004	10713	70280	18392	35678
600610 OTH KNIT/CRO FAB OF WOOL/HAIR		94		
600621 OTH KNIT/CRO FAB COT UNBLE/BLE				1138
600622 OTH KNIT/CRO FAB COTTON DYED		60		1992
600623 OTH KNIT/CRO FAB COTON COLOR	171	12011		
600624 OTH KNIT/CRO FAB COTON PRINTED		733		152
600631 OTH KNIT/CRO FAB SYN.FIB UNB/B	46	2153		
600632 OTH KNIT/CRO FAB SYN.FIB DYED	106496	1230366	226946	1280868
600633 OTH KNIT/CRO FAB SYN.FIB COLOR	323	10855	1668	7524
600634 OTH KNIT/CRO FAB SYN.FIB PRINT	18632	44506	36822	99547
600642 OTH KNIT/CRO FAB ART FIB DYED		254		6738
600644 OTH KNIT/CRO FAB ART FIB PRINT	141	180	656	3890
600690 OTH KNITTED CROACHED FABRICS	25394	222301	3380	203856
610120 MEN/BOYS OVERCOAT/SIM ARTICLE	892	5744	88	362
610130 MEN/BOYS WIND JACKET/SIM ART.		510		1297
610190 OVERCOAT ETC.MEN OTH TEX KNIT.	1155	38377	11458	31972
610210 APPAREL/CLOTH/ACCESSORIES,WOOL		642		44
610220 APPAREL/CLOTH ACCES,OF COTTON,		75	39	182
610230 APPAREL/CLOTH ACCES,M-MADE FIB		94		
610290 APPAREL/CLOTH OF TEX MATEL,	94	3869	3277	6906
610310 SUITS MEN'S/ BOYS KNITTED/CROC	161	15335	54	18764
610322 MEN/BOYS,ENSEMBLE,COTTON,KN/CR		394		1265
610323 MEN/BOYS,ENSEMBLE SYN/FIB,KNIT		567		

Contd.

10.11 Imports by Economic Categories (Detail)

(In Thousand Rupees)

ITEMS	MAY, 2015	FROM JULY, 2014	MAY, 2014	FROM JULY, 2013
610329 MEN/BOYS,ENSEMBLE OTH TEX MAT,	5	6498	262	1740
610331 JACKET/BLAZER MEN/BOY,WOOL F/H		99		
610332 JACKET/BLAZER MEN/BOY COT/KNIT	17788	20169		577
610333 JACKET/BLAZER MEN/BOYS SYN FIB		390		4240
610339 JACKET/BLAZER MEN/BOYS OTH TEX	557	18670	2	8100
610342 TROUSERS,ETC.MEN/BOYS COT/KNIT	344	2031	4	1946
610343 TROUSERS, ETC.MEN/BOYS SYN FIB	183	854		37
610349 TROUSERS,ETC.MEN/BOYS TEX MAT	2009	8838	2296	8301
610413 WOMEN/GIRLS,SUITS SYN FIBLE.		8		
610419 WOMEN/GIRLS,SUITS OTH TEX MAT		683	98	4388
610422 WOMEN/GIRLS,ENSUMBLE,COTT/KNIT	974	1074	451	638
610423 ENSEMBLES W/GRIL SYN KNIT/CROC		25940		259
610429 WOMEN/GIRLS ENSEMBLE,TEX MAT	48	1075		46
610431 JACKETS/BLAZER W/GIRL WOL K/CR				313
610432 JACKET/BLAZER W/GIRL COT KN/CR		1489		1476
610433 JACKE/BLAZER W/GIRL SYN KN/CR		4324		105
610439 JACKE/BLAZ W/GIRL OTH TEX K/CR	240	9613		2279
610442 DRESSES W/GIRL COTTON KNIT/CRO	594	1413	60	3708
610443 DRESSES W/GIRL SYN FIB KNIT/CR		38		
610444 DRESSES W/GIRL ARTFIB KNIT/CR				143
610449 DRES W/GIRL OTH TEX MAT KNT/CR		13	23	765
610451 SKIRTS/D-S W/GIRL WOOL/HAIR KN				38
610452 SKIRTS/D-S W/GIRL COT KNIT/CRO		742		124
610453 SKIRTS/D-S W/GIRL SYN KNIT/CRO		581		123
610459 SKIRTS/D-S W/GIRL OTH TEX K/CR	58	543	10	193
610462 TROUSERS ETC OF COTTON KNI/CRO	178	1198	36	2484
610463 TROUSEES ETC OF SYN FIB KNITED	39	2271	4635	4809
610469 TROUSERS ETC OF OTH TEX MAT KN	113	5044	523	6746
610510 MEN/BOYS SHIRTS COTTON KNI/CRO	3514	31972	6528	45502
610520 MEN/BOYS SHIRTS M-MAD FIB K/CR	923	14135	1789	9833
610590 MEN/BOYS SHIRTS O/TEXTILE K/CR	25031	194064	18871	156546
610610 W/GIRL SHIR/BLOUSES COT KN/CRO	3301	20320	605	20152
610620 W/GIRL SHIR/BLO M/MADE FIB K/C		2447	1504	9459
610690 W/GIRL SHIR/BLOU OTH TEXMATK/C	2574	8474	42	10446
610711 UNDERPANTS ETC M/BOY COT KN/CR	427	11677	533	12478
610712 UNDERPANT ETC M/BOYS M/MAD FIB		399		129
610719 UNDERPANT ETC M/BOYS OTH T/MAT	289	2288	148	3097
610721 NIGHTSHIRTS&PYJAMAS OF COTTON	509	3086	583	9048
610722 NIGHTSHIRTS&PYJAMAS M/MADE FIB	77	313		697
610729 NIGHTSHIRT/PYJAMAS OTH TEX MAT	41	1659		911
610791 BATHROBES ETC OF COTTON M/BOYS	329	427		158
610799 BATHROBE ETC OF OTH TEX KN/CRO	4372	4733	478	850
610811 WO/GIRL SLIP,PETTICOAT KNIT/CR	480	2720	116	2059
610819 SLIP PETTICOAT OTH TEX MATERIA		25		1546
610821 W/GIRL BRIE/PANTIES COT KN/CR	151	5707	382	3006
610822 W/GIRL BRIEF/PANTIES M/MAD FIB		2798		1357
610829 W/GIRL BRIEF/PANTIES OTH T/MAT	930	1704	1323	2880
610831 W/GIRL N-DRESS/PAJAMA COT KN/CR	1500	4904		2507
610832 W/GIRL N-DRESS/PAYJAMS M/M FIB		174	273	316
610839 W/GIRL N-DRESS/PAJAMAS TEX MAT	365	7914		1436
610891 BATHROBE W/GRL COTTON KNIT/CRO		2329		195
610892 BATHROBE W/GRL MAN-MADE KN/CRO	21	2247	108	438
610899 BATHROBE W/GRL OTH TEX KNI/CRO	578	2197		707
610910 T-SHIRT,SINGLETS,VEST COT K/CR	55546	373276	48000	209910
610990 T/SHIRT,OTH TXT KN/CR	38214	260074	20975	236762
611011 JERSEY,PULOVER,CARDIGAN,WOLLEN		23592		10900
611012 JERSEY,ETC. WOOL, KASHMIR GOAT		3		
611019 OTH JERSEY PULOVER ETC.WOOLEN		2166		6593

Contd.

10.11 Imports by Economic Categories (Detail)

(In Thousand Rupees)

ITEMS	MAY, 2015	FROM JULY, 2014	MAY, 2014	FROM JULY, 2013
611020 JERSEY, PULOVER ETC.OF COT K/C	455	38684	149	37674
611030 JERSEY, PULOVER M/MADE FIB K/C	1159	118191	1036	188969
611090 JERSEY,ETC. OTH TEXT. MATERIAL	16633	255075	18336	228371
611120 BABY GARMENT OF COTTON KNIT/CR	3788	80200	5680	64569
611130 BABY GARMENT OF SYN FIB KNI/CR	5133	29403	2639	41217
611190 BABY GARMENT OF OTH TEX KNI/CR	78239	562267	48309	439792
611211 TRACK SUITS COTTON KNIT/CROCH		96	15	34
611212 TRACK SUITS SYB FIB KNIT/CROCH		514		585
611219 TRACK SUITS OTH TEX MAT KNI/CR	167	1637	140	1590
611231 MEN/BOYS SWIMWEAR SYN FIB K/CR				378
611239 MEN/BOYS SWIMWEAR OTH TEX K/CR		2841	17	629
611241 WOM/GIRL SWIMWEAR SYN FIB K/CR	212	1192	67	603
611249 WOM/GIRL SWIMWEAR OTH TEX K/CR	377	430		665
611300 GARMENT MADE UP KNIT/CROCH FAB		459	332	1290
611420 OTH GARMENT COTTON KNIT/CROCH		1967	37	4560
611430 OTH GARMENT MAN-MADE FIB KN/CR		626		1655
611490 OTH GARMENT,OTH TEX MAT KN/CRO	1992	57218	2610	43461
611510 GRADUATE COMPRESS HOSIERY	480	166526	5572	80498
611521 OTHER PANTY HOSE AND TIGHTS	121	1568	126	7615
611522 O-PANTY HOSE&TIGHTS S-FIB>67DX				39
611529 O-PANTY HOSE OTH-TEXTILE MATE	552	22300	1721	17867
611530 OTH-W-MEN FULL/KNEE LENG HOSIE	2609	42655	420	32086
611594 OTH HOSIERY WOOL/FINE ANI HAIR				1875
611595 OTH HOSIERY OF COTTON	229	7066	359	26941
611596 OTH HOSIERY OF SYNTHETIC FIBRE	178	833		570
611599 OTH HOSIERY OF OTH TEX MATERIL	1539	8270	531	7934
611610 GLOV,MITTEN,ETC PCAS/RUBER K/C		5615	6604	81685
611691 GLOVE,MITTN,MIT KN/CR WOL/HAIR		11		98
611692 GLOVE,MITTENS ETC KN/CROC COTT	200	2240	43	848
611693 GLOVE,MITTENS ETC KNIT SYN FIB	188	3144	50395	341474
611699 GLOVE,MITTENS ETC KNIT TEX MAT	646	10022	11696	55959
611710 SHAWL,SCARVE,MUFFLER,VEILS ETC	9281	66060	7642	49881
611780 OTH MADE UP CLOTHING ACCESRIES	30659	37522	1695	8618
611790 PARTS OF GARMENT OR CLOTH ACSS	1043	3954	468	14062
620111 MEN/BOYS OVERCOAT WOOL NOTKNIT		493		559
620112 MEN/BOYS OVERCOAT COT NOT KN/C	1036	2049	75	1591
620113 OVERCOAT MAN-MADE FIB NOT KNIT		170		552
620119 OVERCOAT SIM ART OTH TEX MATER		61382	495	41808
620191 OTH OUTER GARMENT WOOL MEN/BOY		1150		30
620192 OTH OUTER GARMENT COT MEN/BOYS		4138	68	4871
620193 OTH OUTER GAR M/MADE FIB M/BOY		13243		32181
620199 OTH OUTER GAR OTH TEX MAT M/BY	119	8578	30	8398
620211 OVERCOAT ETC W/GRL WOOL N/KNIT	17	17		
620212 OVERCOAT ETC W/GRL COT N/KNIT	45	3556		589
620213 OVERCOAT ETC W/GRL M/MAD N/KNT		7704		1191
620219 OVERCOAT ETC W/GRL O/TEX N/KNT	632	17717	121	2710
620291 SKI/JACKET W/GRL WOOL NOT KNIT				47
620292 SKI/JACKET W/GRL COT NOT KNIT		953		630
620293 SKI/JACKET W/GRL M/MADE N/KNIT		1103		796
620299 SKI/JACKET W/GRL TEX MAT N/KNT	83	6232	157	4323
620311 SUIT MEN/BOYS OF WOOD NOT KNIT		10024	394	3119
620312 SUIT MEN/BOYS SYN FIB NOT KNIT	40	816	52	78
620319 SUIT MEN/BOYS TEX MAT NOT KNIT	5213	86636	4946	119010
620322 ENSEMBLE MEN/BOY COT NOT KNIT		7552	259	11506
620323 ENSEMBLE MEN/BOY SYN FIB N/KNT		937		424
620329 ENSEMBLE MEN/BOY OTH TEX N/KNT	27	12369	102	14771
620331 JACKET ETC MEN/BOY WOOL N/KNIT		2518		
620332 JACKET ETC MEN/BOY COT N/KNIT	954	4251	3080	7073

Contd.

10.11 Imports by Economic Categories (Detail)

(In Thousand Rupees)

ITEMS	MAY, 2015	FROM JULY, 2014	MAY, 2014	FROM JULY, 2013
620333 JACKET ETC MEN/BOY SYN FIB N/K		6425	392	7742
620339 JACKET ETC MEN/BOY OTH TEX N/K		259067	7049	142695
620341 TROUSER,BIB,BRES ETC WOL M/BOY	1925	19396	218	32015
620342 OTH TROU BIB M/BOY COTT N/KNIT	10005	74754	12953	109902
620343 OTH TROU BIB M/BOY SYN N/KNIT	18729	28976	710	10127
620349 OTH TROU BIB M/BOY TEXT N/KNIT	29265	321835	45382	373910
620411 SUIT WOMEN/GRL OF WOOL N/KNT		8		19
620412 SUIT WOMEN/GRL OF COT N/KNIT	58	1003	152	825
620413 SUIT WOMEN/GRL OF SYN N/K		49		
620419 SUIT WOMEN/GRL OF TEX MAT N/K	676	6475	522	3801
620421 ENSEMBLE WOMEN OF WOOL N/KNIT			83	83
620422 ENSEMBLE WOMEN OF COT N/KNIT		66		
620429 ENSEMBLE WOMEN OF TEX FIB N/K		385		365
620431 JACKET W/GRL OF WOOL NOT/KNIT				13
620432 JACKET W/GRL OF COT N/KNIT		1422		562
620433 JACKET W/GRL OF SYN FIB N/KNIT		14893	118	35451
620439 JACKET W/GRL OF TEX MAT N/KNIT	77	5488		10797
620442 DRESSES W/GRL COTTON NOT KNIT	5564	30534	4550	23542
620443 DRESSES W/GRL SYN FIB NOT KNIT	24	442		5379
620444 DRESSES W/GRL ART FIB NOT KNIT		14633		633
620449 DRESSES W/GRL TEX FIB NOT KNIT	824	83389		3122
620452 SKIRTS W/GRL COTTON NOT KNIT	532	1905	77	2761
620453 SKIRTS W/GRL SYN FIB NOT KNIT		6255		131
620459 SKIRTS W/GRL TEX FIB NOT/KN/CR	20	334	24	488
620461 TROUSER W/GRL WOOL NOT KNIT/CR				604
620462 TROUSER W/GRL COTTON NOT KNIT	1227	33676	1299	26941
620463 TROUSER W/GRL SYN FIB NOT KNIT		60		207
620469 TROUSER W/GRL TEX MAT NOT KNIT	992	25949	6121	26008
620520 SHIRTS MEN/BOYS OF COT N/KNIT	10121	78099	7856	51540
620530 SHIRTS MEN/BOYS OF M/MAD N/KNT		3660		8082
620590 SHIRTS MEN/BOYS OF TEX MAT N/K	4295	41223	1832	35536
620610 BLOUSES W/GRL SILK NOT KNITTED				298
620620 BLOUSES W/GRL WOOL NOT KNITTED				68
620630 BLOUSES W/GRL COT NOT KNITTED	1388	15218	1433	13941
620640 BLOUSES W/GRL M/MADE NOT KNIT	383	7941	228	2527
620690 BLOUSES W/GRL TEX MAT NOT KNIT	1450	15268	400	8396
620711 UNEDERPANT ETC MEN/BOY COTTON	120	3709	95	6768
620719 UNDERPANTS ETC MEN TEX MAT NK		2527		3829
620721 NIGHTSHIRT/PYJAMA MEN COT N/K	101	435	490	1015
620722 NIGHTSHIRT/PYJAMA MEN M/MAD NK	63	63		
620729 NIGHTSHIRT/PYJAMA MEN T/MAT NK	1043	14540	257	20651
620791 BATHROB ETC MEN COTTON N/KNIT		12		49
620799 BATHROB ETC MEN TEX MAT N/KNIT	47	4647		2298
620811 SLIPS/PETTICOAT W/GRL COT N/NK				19
620819 SLIPS/PETTICOAT W/GRL T/MAT NK		749		870
620821 NIGHTDRESS/PYJAMA WOMEN COT NK		2917		
620822 NIGHTDRESS/PYJAMA WOMEN M/M NK	328	1447		745
620829 NIGHTDRESS/PYJAMA WOMEN T/M NK	3149	25737	4055	14022
620891 BATHROB ETC W/GRL COTTON N/NK		1004	29	811
620892 BATHROB ETC W/GRL M/MAD FIB NK		1911		146
620899 BATHROB ETC W/GRL TEX MAT N/NK	426	6882	463	6023
620920 BABIES GARMENT ETC COT N/KNIT	2984	18658	64	7192
620930 BABIE GAR&CLOTH SYN FIB N/KNIT	57	952		684
620990 BABIE GAR&CLOTH TEX MAT N/KNIT	82632	550825	76334	487789
621010 GAR MADE UP FAB H-56.02/56.03	2398	10077	293	4361
621020 OTH GAR MEN/BOY H-6201-11,19		304		2495
621040 OTH MEN/BOYS MADE UP FAB	36	1973	69	2790
621050 OTH MEN WOMEN/GIRL FAB N/KNIT		2607		2601

Contd.

10.11 Imports by Economic Categories (Detail)

(In Thousand Rupees)

ITEMS	MAY, 2015	FROM JULY, 2014	MAY, 2014	FROM JULY, 2013
621111 SWIMWEAR MEN/BOYS NOT KNITTED	170	1327	287	1074
621112 SWIMWEAR WOM/GIRL NOT KNITTED	125	125	301	1080
621120 SKI SUITS NOT KNIT/CROCHETED		97		47
621132 OTH GAR MEN/BOYS OF COTTON	146	1865		4751
621133 OTH GAR MEN/BOYS OF M/MADE FIB	15	3736	99	3512
621139 OTH GAR MEN/BOYS OF TEX MATERI	348	6825	30	70761
621142 OTH GAR WOM/GIRL OF COTTON	21	2525		227
621143 OTH GAR WOM/GIRL OF M/MADE FIB	125	1343		2155
621149 OTH GAR WOM/GIRL OF TEX MATERI	521	7881	2667	5611
621210 BRASSIERES	47244	488617	43988	237028
621220 GIRDLES AND PANTY-GIRDLES	3884	16260	3080	12371
621230 CORSELETTES	44	44		
621290 BRACES,SUSPENDERS,GARTER&PARTS	3589	32028	1631	44776
621320 HANDKERCHIEFS OF COTTON	157	22587	2444	15048
621390 HANDKERCHIEFS OF OTH TEX MAT	5808	53452	14168	31988
621410 SHAWLS,SCARVES ETC & LIKE SILK		1590		42
621420 SHAWLS,SCARVES ETC & LIKE WOOL		14838		1642
621430 SHAWL,SCARVE ETC&LIKE SYN FIB	3561	17749	2956	14001
621440 SHAWL,SCARVE ETC&LIKE ART MAT		11240		8960
621490 SHAWLS OF OTH TEX MATERIALS	5616	134388	12163	69095
621510 TIES,BOW TIES&CRAVATS OF SILK	437	4383	126	10491
621520 TIES,BOW TIES&CRAVATS M/M FIB	94	2280	273	2923
621590 TIES,BOW TIES&CRAVATS TEX MAT	513	9723	645	8756
621600 GLOVES, MITTENS AND MITTS.	2273	79907	2450	33598
621710 MADE UP CLOTHING ACCESSORIES	6725	88859	20429	149068
630110 ELECTRIC BLANKETS	2	278		2930
630120 BLANKET/TRAVEL RUGS OF WOOL/H	223	6627	51	2633
630130 BLANKET/TRAVEL RUGS OF COTTON	36	349		1859
630140 BLANKET/TRAVEL RUGS OF SYN FIB	180772	2827294	126031	2255338
630190 BLANKET/TRAVEL RUGS OF TEX MAT	2919	101754	9549	118157
630210 BED LINEN,KNITTED/CROCHETED	11772	93089	9078	85327
630221 OTH BED LINEN,PRINTED,N/KNIT	59	7076		9345
630222 OTH BED LINEN,PRINTED M/MADE	204	1535		621
630229 OTH BED LINEN,PRINTED MILL-MAD	173	1918	419	1826
630231 OTH BED LINEN COTTON N/KNIT/CR	15	13700	11	7938
630232 OTH BED LINEN OF MAN-MADE FIB		531		157
630239 BED LINEN OTH TEX MAT NOT KNIT	6226	35116	6764	86377
630240 TABLE LINEN KNITTED/CROCHETED		305	13	253
630251 TABLE LINEN OF COTTON KNITTED		491		1654
630253 TABLE LINEN OF MAN-MADE FIBRES				107
630259 TABLE LINEN OF OTH TEX MATERIA		58	25	852
630260 TOILET & KITCHEN LINEN COTTON	915	8679	261	5938
630291 OTH TOILET/KITCHEN LINEN COTTN	56	1205		355
630293 TOILET/KITCHEN LINEN M/MAD FIB		79		485
630299 TOILET/KITCHEN LINEN TEX MAT	1109	7585	24	922
630312 CURTAINS/BLINDS/VALANCE SYN FIB		565516		7886
630319 CURTAINS/BLINDS/VALANCE TEXMAT	25	1005	205	1660
630391 OTH CURTAN,BLIND,VALANC OF COT	47	222	18	2657
630392 OTH CURTAINS/VALANCE OF SYN FIB		42672	4422	30501
630399 OTH CURTAINS/VALANCE OF TEXMAT	893	5571	151	4141
630411 BED-SPREADS KNITTED/CROCHETED	194	3793		4549
630419 BED-SPREADS, OTHERS	244	7344	111	68569
630491 OTH FURNISHING ARTICLES KNITED	2669	23862	2695	27159
630492 OTH FURNISHING ARTICLE COT KNT	82	131	2371	2395
630493 OTH FURNISHING ARTICLE SYN FIB	224	2222	302	2018
630499 OTH FURNISHING ARTICLES TEXMAT	24	268		14880
630510 SACK/BAGS OF JUTE OTH TEX FIB	24531	144779		6324
630520 SACKS AND BAGS OF COTTON		726		166

Contd.

10.11 Imports by Economic Categories (Detail)

(In Thousand Rupees)

ITEMS	MAY, 2015	FROM JULY, 2014	MAY, 2014	FROM JULY, 2013
630532 SACK/BAGS MAN-MADE TEX MATERIL	3064	59019	6726	344374
630533 SACK/BAGS OF POLYETHYLENE/PROP	5835	141079	28540	184258
630539 OTH SACK/BAGS MAN-MADE TEX MAT	15444	273965	12721	193257
630590 SACKS/BAGS OTH TEX MATERIAL	4007	26987	90	19158
630612 TARPAULINS,AWNINGS ETC SYN FIB	16048	142336	1560	132773
630619 TARPAULINS,AWNINGS OF TEX MAT	514	3951	5320	9773
630622 TENTS OF SYNTHETIC FIBRES	1261	56999		33636
630629 TENTS OF OTH TEX MATERIAL	253	24184	593	31252
630630 SAILS OF OTH TEXTILE MATERIAL		56	20	76
630690 OTH CAMPING GOODS OTH TEX NAT	58	19705		1706
630710 FLOOR/DISH/CLEANING CLOTH ETC	1908	29231	1711	19187
630720 LIFE-JACKETS AND LIFE-BELTS	1320	22631	1638	15385
630790 OTH MADE UP ARTICLE DRESS PTN	64865	298175	21773	208355
631090 USED&NEW RAGS,SCRAP ETC TEXMAT	3282	51775	3268	36673
640110 FOOTWEAR INCORPORATPROTE M-TOE	106	2097	42	3898
640192 OTH FOOTWEAR COVERING ANKLE		35		
640199 OTH FOOTWEAR NES UPPER NOT FXD	1942	6905	1973	4742
640212 SPORTS FOOTWEAR,SKI-BOOT ETC		210		144
640219 OTH SPORTS F-WEAR SOLES RUB/PL	14585	39245	22105	60777
640220 F-WEAR WITH UPPER STRAP ASSEMB	5257	21481	6529	10155
640291 F/WEAR COV ANKLE SOLE/UPPERS	243	3108		
640299 OTH F/WEAR SOLE/UPPER RUB/PLAS	22743	157973	24046	183936
640312 SPORTS FOOTWEAR SKI/SNOWBOARD		1389		
640319 OTHER; SPORTS FOOTWEAR	54804	590125	36826	611289
640320 FOOTWEAR OUTER SOLE OF LEATHER	8402	108112	4371	82765
640340 OTH FOOTWEAR WITH METLTOE CAP	13180	56837	4142	30581
640351 OTH FOOTWEAR SOLE COV ANKLE	3219	8060		493
640359 OTH FOOTWEAR OUTERSOLE LEATHE		12703		4995
640391 OTH F-WEAR OUTERSOLE COMP LEA	3376	83103		17519
640399 OTH F-WEAR O/S RUB, PLAS, LEA	59994	1019346	113731	1046455
640411 SPORTS FOOTWAR SHOES RUB/PLAS	41222	474130	45030	404467
640419 OTH FOOTWEAR OUTER SOLE RUB/PL	291634	2504978	150747	1452941
640420 FOOTWEAR OUTERSOLE COMP LEATHR	82	2509	3104	20695
640510 FOOTWEAR UPPER/COMP LEATHER	325523	2307703	201758	2042834
640520 FOOTWEARS UPPER TEX MATERIAL	183	79401	5135	58955
650200 HAT-SHAPE,PLAITE LINED N/TRIM		27		111
650400 HATS&OTH HEADGEAR PLAITED	24	2413		31647
650500 OTH HATS AND HEADGEAR KNITTED	2040	23492	1149	11133
650610 SAFETY HEADGEAR	14723	215343	11385	190162
650691 OTH HEADGEAR RUBBER/PLASTICS	174	2269	597	1567
650699 OTH HEADGEAR OF OTH MATIRIALS	730	7006	667	24713
650700 HEADBAND LINING COVERHAT FOUN	1039	9829	876	5853
660110 GARDEN OR SIMILAR UMBRELLAS	6304	56880	1381	26130
660191 OTH UMB WITH TELESCOPIC SHAFT	13	131		101
660199 OTH UMBRELA/SUN UMBRELLAS	10110	80545	5842	51056
660200 WALKING STICKS SEAT STICKS	60	1760	378	2695
660320 UMBRELLA FRAMES INCL F/MOUNTED		716		2333
660390 OTH PATS/FITTING UMBRELLAS	85	509	23	241
670100 SKINS AND OTH PARTS OF BIRDS		63		
670210 ARTICLE MADE ARTIFICIAL FLOWER	1609	27850	1727	21128
670290 ARTIFICIAL FLOWER,FOLIAG O/MAT	32425	203827	21960	119727
670300 HUMAN HAIR DRESSED THINNED BLE		11	42	191
670411 COMPLETE WIG OF SYN.TEXT MAT.	47	208		395
670419 OTH BEARD, EYE BROW SYN.TEX MA	16	2917	952	1824
670420 WIGS,BEARDS OF HUMAN HAIR		180		19
691090 OTH CERAMIC SINKS WASHBASIN PE	109	18860	4946	10627
691110 TABLEWARE & KITCHENWARE	121679	1567902	100939	1037724
691190 OTH HOUSEHOLD ARTICLES OF PORN	21437	262043	17703	180285

Contd.

10.11 Imports by Economic Categories (Detail)

(In Thousand Rupees)

ITEMS	MAY, 2015	FROM JULY, 2014	MAY, 2014	FROM JULY, 2013
691200 CERAMIC TABLEWEAR KITCHENWEAR	861	68833	2004	24209
691310 STATUT ORNAMENT PORCELAIN CHI	389	3282		269
700992 FRAMED GLASS MIRRORS	7410	85523	5061	64303
701010 AMPOULES	16760	260303	13482	228963
701020 STOPPERS,LIDS AND OTH CLOSURES	5182	40126	2428	22347
701190 OTHER, GLASS ENVELOPES	10	2089	138	1115
701310 INDOOR D?COR OF GLASS CERAMICS	5757	80667	12007	70742
701322 STEMWARE DRIN GLA LEAD CRYSTAL		4		4
701328 OTH STEMWARE DRINKING GLASS	2099	30939	1171	9013
701333 O-DRINKING GLASS LEAD CRYSTAL	76	441		
701337 OTH DRINKING GLASS O/T GL-CEMI	11952	102229	2454	37427
701341 G-WARE TABLE,KICH LEAD CRYSTAL		146		148
701342 G-WARE LINEAR C-EXPENSION-5x10		1048		205
701349 O-GL-WARE L-C-EX=5x10 T,0-300C	91442	598681	32336	424915
701391 OTH GLASS-WARE OF LEAD CRYSTAL		4462	34	787
701590 OTH CLOCK/WATCH/NON-CORRETVE	55	1392		1223
701690 OTH PAVING BLOCKS/SLABS/BRICKS	6181	16970	34	9532
701710 LAB HYG/PHAR GL-WARE W/N GRADU	7958	51590	6115	38671
701720 LAB HYG/PHAR GLASSWARE L/C=10K	305	5600	117	3240
701790 OTH LAB GLASSWARE ETC N.S.	10081	80772	5652	75257
701810 GLASS BEADS, S/PERAL/PRE-STON	55891	707021	70498	395465
701820 GLASS MICROSPHERRES=1MM DIA	5725	68077	5086	66177
701939 OTH WEBS,MATTRESSES,BOARD ETC	68604	677969	80716	572331
701940 WOVEN FABRICS OF ROVINGS	766	8898	2200	20797
701951 OTH WOVEN FABRICS WIDTH=30 CM	1811	8882	1192	8750
701952 OTH WOV FAB WID<30CM WT<250G/M		3271		146
701990 OTH ARTICLES OF GLASS FIBRES.	18637	246585	22411	201692
711299 OTH WASTE/SCRAP PRECIOUS METAL	5877	11190		
711311 ARTICLE OF JEWELLERY OF SILVER		305		2943
711319 ART OF JEWEL OF OTH PRE METAL	7526	48282		3061990
711320 ART(JEWELRY)BASE MTL-CLD P-MTL		415		440
711411 ART OF SILVER WARES W/N PLATED		839		166736
711419 ART OF PRE METALS W/N PLAT		353		92
711420 OTH WARES/PARTS OF BASE METALS				56
711510 CATALYST INFORM WIRE/GRIL PLAT		82850	117	62880
711590 OTH ART PREMET/MET CLAD P/MTL	11976	64848		12423
711610 ART NATURAL/CULTURED PEARLS		7		24
711620 ART PRECIOUS/SEMI-PRE STONES		426	8	345
711711 CUFF-LINKS/STUDS-BASE METAL	498	9997	123	7837
711719 OTH IMITATION JEWELLERY B/METL	62270	561637	10809	124730
711790 OTH IMITATION JEWEL B/METL,N.S	31889	344494	60509	508597
731829 OTH COACH SCREW,BOLTS,NUT I/S	37436	201128	14516	209338
731940 SAFETY PINS & OTHER PINS	2795	38628	604	11324
732090 OTHER,SPRING OF IRON AND STEEL	26274	345756	26690	290589
732111 COOKING APPLI&PLATE WARMER GAS	16745	216868	17073	128915
732112 COOK APPLI/PLAT WARMER LIQ FUL		543		119
732119 O-COKING APPLI INCL SOLID FUEL	8645	44263	756	20918
732181 OTH APPLI FOR GAS & OTH FUELS	70	10254		8167
732182 OTH APPLI FOR LIQUID FUEL		9069		4155
732189 OTH APPL INCL APPLI SOLID FUEL	1264	5262	47	1057
732290 OTH AIR HEATER&HOT AIR DUSTRBU	15682	178927	31560	322557
732310 IRON/STEEL WOOL,POT SCROEL ETC	25498	229521	22583	184937
732391 OTH BUCKETS OF CAST IRON ENAMA	70	2904	203	563
732392 OTH H-HOLD ART CASTIRON ENAMA		1763	29	2166
732393 OTH DOMESTIC UTEM SILS STA-STEL	3915	52581	4849	26131
732394 OTH DOMESTIC UTENSIL IRON/STEL	20784	184706	22332	149559
732399 OTH H-HOLD ARTCL, PART THEREOF	64680	553776	47949	405462
732410 SINK&WASH BASIN STAINLESS STEL	4567	43246	12545	34188

Contd.

10.11 Imports by Economic Categories (Detail)

(In Thousand Rupees)

ITEMS	MAY, 2015	FROM JULY, 2014	MAY, 2014	FROM JULY, 2013
732421 BATH TUBS CASTIRON W/N ENAMEL	1030	6870		491
732429 OTH BATH,SINK,W-BASIN ENA IRON	7458	88471	6522	49430
741539 OTH THREAD ARTICLES OF COPPER	3538	83016	9535	68099
741810 TABLE,KITCH/OTH HOUSEHOLD ARTI	26	3643		46
741820 OTH SANITARY WARE,PARTS COPPER	1384	4678	91	598
741910 CHAIN,PARTS THEREOF OF COPPER	40	40	2294	3191
741991 CAST,MOULDED,STAM,FORGED,COPPE		1079		1352
750720 TUBE OR PIPE FITTING NICKEL	4847	22439		11614
750810 CLOTH,GRIL NETING OF NICK WIRE		1138		2551
761490 OTH STRAN WIR,ROP,CABL,PL ALUM	77	420117	6356	894066
761510 TABLE,KITCH,POT POLISHPAD ALUM	6489	63995	7123	65531
761520 SANITARY WARE&PATS OFALUMINIU	48	1005	496	1113
761610 NAILS,BOLT,NUT,SCREW ETC ALUMI	32	8173	868	7343
761691 CLOTH,GRIL,FENCING OF ALUM WIR		12868	1646	7592
780420 LEAD, POWDERS AND FLAKES		247		274
800300 TIN BAR, ROD, PROFILE AND WIRE	6	141	151	377
810194 OTH UN-WROUGHT TUNGSTEN,BAR RD	76	249	158	383
810295 OTH MOLYBEDNUM BAR,ROD,SINTER	3319	4904		1224
810430 RASPIINGS,TUMINGS,ETC MAGNESIUM				124
820900 PLATE STICK,TIPS TOOL CERMET	5845	78907	9405	84902
821000 HAND-OPERATE MECHANICAL APPL	2546	19366	341	10886
821110 SETS OF ASSORTED ARTICLES	98	1796		2214
821191 TABLE KNIVES HAVING FIX BLADE.	1378	17313	135	9301
821192 OTH KNIVES HAVE FIXED BLADES.	2593	28697	641	20263
821193 KNIVE OTH THAN FIXE BLADES.	52	2592	56	1169
821194 BLADES	354	6701	236	9020
821195 HANDLES OF BASE METAL	10	988		179
821210 RAZORS	116918	942959	88165	893263
821220 SAFETY RAZOR BLADES,	33796	264801	18662	251543
821290 OTHER PARTS	3434	21048	51	24822
821300 SCISSORS,TAILORS,SHEARS BLADE	2901	32675	4118	20220
821410 PAPER KNIVES,LETTER OPENER,ETC	9602	125093	16745	102041
821420 MANICURE OR PEDICURE SETS.	3911	40770	3470	30220
821490 OTH ARTICLES OF CUTLERY .	9151	40798	3264	15192
821510 SET OF ASORTED ARTICLE-PRECMTL	595	958		387
821520 OTH SETS OF ASSORTED ARTICLE.	2425	18983	605	16697
821591 OTH ARTICLE,NOT INSETS,PLATED		36	627	685
821599 OTHER ARTICLES	6684	50793	6632	40243
830110 PADLOCKS	22498	527907	64730	461762
830120 LOCKS FOR MOTOR VEHICLES.	8646	44827	5183	35029
830130 LOCKS FOR FURNITURE	59336	619024	49797	364465
830140 OTHER LOCKS	29963	370648	26977	264034
830150 CLASPS AND FRAMES WITH CLASPS.	255	1589		932
830160 PARTS OF LOCKS	1691	23777	454	14334
830170 KEYS PRESENTED SEPARATELY	674	14410	378	26860
830210 HINGES	24066	277713	18187	161585
830220 CASTORS	6693	58331	5170	53238
830230 OTH MOUNTING,FITING MOT-VEHICL	67	4398	367	2107
830241 OTH MOUNTING,FITING BUILDING	236	12524	1172	16055
830242 OTH MOUNTING,FITING FURNITURES	52610	425014	46831	310471
830249 OTH FITINGS OF BASE METAL N.S.	22925	179578	18851	125056
830250 HAT-RACKS,HAT-PEGS,BRACKET&FIX	3287	43438	12098	41746
830300 ARMOURED/REINFORCED SAF B-MTL.	3100	31448	3542	28051
830400 FILING CARD-INDEX CABINET/TRAY	387	8919	605	8057
830510 FITTING FOR LOOSE-LEAF BINDERS	420	12077	47	9910
830520 STAPLES IN STRIPS	6304	99690	13664	79128
830590 OTH, INCLUDING PARTS	5493	54791	1225	29699
830610 BELLS,GONGS ETC.ELECTRIC METAL	1411	9213	332	4790

Contd.

10.11 Imports by Economic Categories (Detail)

(In Thousand Rupees)

ITEMS	MAY, 2015	FROM JULY, 2014	MAY, 2014	FROM JULY, 2013
830621 STATUETT OTH ORNAMENT BASE MTL		27		
830629 OTH STATUETT OTH ORNAMENT	1143	11587	1745	11570
830630 PHOTOGRAPH,PICTURE FRAME MIRROR	1011	2549	204	2450
830710 FLEXIBLE TUBING OF IRON/STEEL	9337	119799	7885	185070
830790 FLEXIBLE TUBING OF BASE METAL	11507	170375	9317	157242
830810 HOOKS, EYES AND EYELETS	24265	241866	15341	277245
830820 TUBULAR OR BIFURCATED RIVET	41931	461366	69762	759981
830890 OTH ARTICLES B/METAL INC/PARTS	23188	359040	37576	325411
830910 CROWN CORKS OF BASE METAL		17699		309
830990 OTH;SCREW CAPS POURING STOPERS	48653	550036	98000	594273
831000 SIGN-NAME PLATE,ETC.BASE METAL	2091	72658	2277	39734
831110 COATED ELECTRODE OF BASE METAL	92849	754065	50951	764645
831120 CORED WIRE OF BASE METAL,	2362	35241	142	60628
831130 COATED RODS&CORED WIRE,B/METAL	16668	131570	6961	53003
851290 PARTS OF THE HEADING NO.85.12	573	274467	136	11332
852290 OTH T/COM EQ/AC HD 85.19-85.21	1365	91803	1936	91639
852321 CARDS INCORPORATING MAG STRIPE	28703	155562	8238	65582
852329 MAGNETIC DISCS	3640	45651	2720	39359
852341 OTHER OPTICAL MEDIA UNRECORDED	1679	425320	1389	122592
852349 OTHER OPTICAL MEDIA	488991	3591867	221959	1018235
852351 SOLID STATE NON-VOLATILE STORA	34383	262371	9136	108728
852352 SMART CARDS SEMICONDUCT MEDIA	221730	2494941	214918	2008031
852359 PROXIMITY CARDS AND TAGS	11410	225156	43398	453398
870990 PARTS,H-NO.87.09 OF WORK TRUCK		3743		7938
871499 OTHER,PARTS AND ACCESSORIES	8641	126856	61257	338711
880390 OTH PARTS OF H-88.01 OR 88.02	224757	3216157	625298	5352473
902000 OTH BREATHING APP & GAS MASK,	24252	142074	9906	260588
902110 ORTHOPAEDIC/FRACTURE APPLIANCE	4081	38551	7134	212093
902121 ARTIFICIAL TEETH	225	1328	46	201
902129 OTHER; DENTAL FITTINGS	1127	20077	73	14398
902131 ARTIFICIAL JOINTS	32956	282161	16024	188615
902139 OTH ARTIFICIAL PARTS OF BODY	189777	2191066	108917	1639590
902140 HEARING AIDS,EXCL PART/ACCESSO	7176	75665	1741	39806
902150 PACEMAKER STIMULAT HEART MUSCL	4777	238698	14631	156317
903300 PARTS& ACCE OF HEARING AIDS	36591	262668	13443	270815
910111 WRIST WATCH,ELE OPE,MECH DISPL	22	3702		210
910119 O-W-WATCH ELECTRICALLY OPERATED	2757	143970	3649	36765
910129 O-W-WATCH,W/N INCO.STOP WATCH	123	1011	606	700
910191 OTH. POCKET-WATCH ELE OPERATED				12
910199 O-WATCHES INCL STOP WATCHES	119	1667		2995
910211 W-WATCH,MACH DISPL O/TH H-9101	9164	40224	13	10624
910212 W-WATCH,OPTO ELECTRONIC DISPLY				78
910219 O-W-WATCH W/N INCOR STOP WATCH	21132	148775	9627	84322
910221 W-WATCH,AUTO-WIND O/T H-9101		3422		
910229 O-W-WATCH O/THAN H-9101	55655	877329	71758	1335410
910291 OTH, POCKET-WATCH ELE OPERATED			20	20
910299 O-POCKET/STOP WATCH O/T H-9101	37621	116584	1902	15540
910310 CLOCK WATCH MOVE ELECT OPERATD				245
910390 OTH,CLOCKS WATCH MOV EX.91.04	171	3210	22	175
910400 INS PANEL CLOCK-AIR&SPACECRAFT		356		80
910511 ALARAM CLOCK,ELECTRICALLY OPE.	570	9029	428	7685
910519 OTHER, ALARAM CLOCK	2568	23105	3760	25794
910521 WALL CLOCK,ELECTRICALLY OPERAT	4038	15971	1734	9898
910529 OTHER WALL CLOCKS	3510	44448	6109	23037
910591 OTH,CLOCK ELECTRICALLY OPERATD		4874	1085	4923
910599 OTHER CLOCKS	482	5437	10	13898
910610 TIME-REGISTER,TIME RECORDERS	861	8199	7	7188
910690 OTH,TIME OR DAY RECORDING APPA	11536	35584	2870	35967

Contd.

10.11 Imports by Economic Categories (Detail)

(In Thousand Rupees)

ITEMS	MAY, 2015	FROM JULY, 2014	MAY, 2014	FROM JULY, 2013
910700 TIME SWITCHES WITH CLOCK/WATCH	10392	91586	4898	105110
910811 WATCH MOVE ELEC.OPE MACH DISPL		1835	20	155
910812 WATCH OPTO-ELECTRONIC DISPLAY		21	1	1
910819 OTH,WATCH MOVE ELECT.OPERATED		1315		509
910890 OTH,WATCH MOVE COMPLETE ASSEMB	12	1404		3499
910910 ELE OPER.CLOCK MOVE COMP/ASSEM	95	365	502	654
910990 OTH CLOCK MOVEMENT COMP&ASSEMB	130	9331	608	5402
911011 COMP MOVE,UNASSEMBLED WATCH	910	6980		5414
911012 INCOM MOVE,ASSEMBLED OF WATCH				496
911019 ROUGH MOVEMENTS,OF WATCHES		61		87
911090 OTH,COMP MOVE WATCH/CLOCK UN-A	207	4361		5645
911120 WATCH CASES BASE METAL,W/N G/S			4	96
911180 OTHER;WATCH CASES	494	3790		681
911190 PARTS OF WATCH CASES	2498	29119	1483	20647
911220 CLOCK CASE&CASE OF SIMIL GOODS	573	7612	433	6702
911290 PART OF CLOCK CASE/SIMILR CASE	369	3879	33	1791
911310 WATCH STRAPS,BAND PRECI METAL.				3390
911320 WATCH STRAPS,BAND OF BASE METL	60	432	37	699
911390 OTH,WATCH STRAPS,BANDS PART	1186	9405	583	10321
911430 DIALS	60	455		413
911490 OTH;CLOCKS OR WATCH PARTS,N.S.	1835	14786	255	9204
920110 UPRIGHT PIANOS				40
920120 GRAND PIANOS	114	171		
920190 OTH,HARPSICHORD KEYBOARD STRIN	40	285	4	404
920210 OTH STRING PLAYED WITH A BOW		166		
920290 OTH,STRING MUSICAL INSTRUMENTS	680	5907	219	4203
920510 BRASS-WIND INSTRUMENTS		36		67
920590 OTH,WIND MISICAL INSTRUMENTS,NS		91		211
920600 PERCUSSION MUSICAL INSTRUMENTS		622	14	173
920710 KEYBOARD INS,O/THN ACCORDIONS	113	799		
920790 OTH,MUSICAL INSTRUMENTS	202	2942	38	3969
920810 MUSICAL BOXES	398	2991	178	996
920890 OTH;MECHANICAL STRET ORGAN,INS	7673	28348	851	16003
920930 MUSICAL INSTRUMENT STRINGS		50		748
920991 OTH PARTS & ACCE FOR PIANOS.				17
920992 PARTS&ACCE MUSICAL INS H-92.02	19	447	49	296
920999 OTH;PARTS&ACCE(CARDS,DISCS)		13541		77
930110 ARTILERY WEAPONS(GUNS/MORTAR)		2132		
930120 GRENADE/ROCKET LAUNCHERS		56023		
930190 OTHER MILITARY WAPONS		781298	109106	127737
930200 REVOLVERS PISTOLS,O/TH93.3.04	53960	760724	52009	429215
930310 MUZZLE-LOADING FIREARMS		444		
930320 OTH,SPORTING,HUNTING SHOTGUNS	2257	86192	2903	105218
930330 OTH,SPORT,HUNTING,SHOTING RIFL	334	7918	1274	5556
930390 OTH;FIREARMS,DEVIC OPE FIR EXP		30760		218
930400 OTH,ARMS OF HEADING NO.93.07		13935	1758	8082
930510 PARTS ACCE OF REVOLVERS,PISTOL		845	297	2777
930520 PARTS&ACC.SHOTGUNS/RIFL.H-9303		19611		61
930591 OTH PART MILITARY WEAPON H93.01				1551
930621 SHORTGUN CARTRIDGES	1328	51643	505	51090
930629 OTH,PARTS OF SHORTGUNS CARTRIG				49337
930630 OTH,CARTRIDG & PARTS THEREOF.	4327	152219	11514	48942
930690 OTH;AMMUNITION OF WAR & PARTS.	97	200	4974	39320
930700 SWORDS,CUTLASSES,BAYONETS,LANC		171		
940110 SEATS OF A KIND USED,AIRCRAFT.		27026		19
940120 SEATS FOR MOTOR VEHICLES.	2801	21091	594	11777
940130 SWIVEL SEATS VARIABLE HEIGHT.	15632	126647	9048	69878
940140 SEATS O/THN GARDEN SEATS,CAMP	143	12261	139	22796

Contd.

10.11 Imports by Economic Categories (Detail)

(In Thousand Rupees)

ITEMS	MAY, 2015	FROM JULY, 2014	MAY, 2014	FROM JULY, 2013
940151 SEATS OF CANE,OSIER,BAMBOO.	713	3575	459	939
940159 OTH SEATS AND PARTS THEREOF	255	3007		1501
940161 OT,SEATS UPHOLSTERED WOOD FRAM	875	13403	773	12154
940169 OTHER SEATS,WITH WOODEN FRAMES	2632	15288	33	22828
940171 OT-SEATS UPHOLSTERED METALFRAM	6039	63218	11739	46587
940179 OTHER SEATS;WITH METAL FRAMES	21033	157821	14303	94213
940180 OTHER SEATS WITH METSL FRAMES	11661	162350	2440	77284
940190 PART OF THE SEATS OF H-94.01.	125915	1467318	99750	700273
940310 METAL FURNITURE USED IN OFFICE	1934	54206	669	29760
940320 OTH,METAL FURNITURE O/THN OFFI	11619	129829	3625	78210
940330 WOODEN FURNITURE-OFFICE USE	6330	88984	10507	76481
940340 WOODEN FURNITURE-KITCHEN UES	5383	53734	3421	66028
940350 WOODEN FURNITURE FOR BEDROOMS	30558	246436	11024	192775
940360 OTHER WOODEN FURNITURE	13746	192416	4439	206054
940370 FURNITURE OF PLASTICS	8591	64831	3597	45915
940381 FURNITURE OF OTHER MATERIAL	118	419		7028
940389 OTHER FURNITURE OF CANE, OSIER	1579	58914	2422	21957
940390 PARTS FURNITURE H -NO.94.03.	7810	59510	7894	57655
940410 MATTRESS SUPPORTS	66	4680		601
940421 MATTRESS CELLU RUBBER/PLSTIC	404	1993		2654
940429 MATTRESS OF OTHER MATERIALS	3045	8222	299	2256
940430 SLEEPING BAGS	36	322	179	550
940490 OTH,ARTI BEDDING&SIMI FURNISH.	7670	50222	569	36390
940510 CHANDELIERS & OTH ELE CEILING.	121765	1489929	114205	855442
940520 ELECTRIC TABLES,DESK,BEDSIDE	11248	71914	7962	42154
940530 LIGHTING SETS CHRISTMASTREES	6638	130574	6508	36254
940540 OTH ELE LAMPS,LIGHTING FITTING	164067	1489197	124554	813391
940550 NON-ELE LAMPS LIHTING FITTING.	136	16713	24	6278
940592 PARTS OF PLASTIC H-94.05,N.E.S	54	4262	504	3249
940600 PREFABRICATED BUILDINGS.	227134	2448615	305892	2589794
950300 TRICYCLES,SCOOTERS,PADAL CARS	541090	3818553	260531	2599876
950420 ARTI&ACCE, BILLIARDS ALL KIND	4061	30887	1085	19249
950430 OTH GAMES OPERATED BY COIN	9799	82972	3416	40011
950440 PLAYING CARDS	5709	57252	3011	37541
950450 VIDEO GAMES CONSOLES&MACHINES		745	15	3138
950490 OTH;ARTICLES FOR FUNFAIR,TABLE	5152	45168	1415	31078
950510 ARTI FOR CHRISTMAS FESTIVITES.	144	5432	37	6977
950590 OTHER ENTERTAINMENT ARTICLES	31411	201832	19000	159972
950612 SKI-FASTENINGS(SKI-BINDINGS)		20		
950619 OTH;SNOW SKI EQUIPMENT.	1232	1752	134	620
950629 OTH;WATER SKI,SURF BOARD W-SPO	349	6199	40	11124
950631 GOLF CLUBS COMPLE/OTH GOLF EQU	345	1343		790
950632 GOLF BALLS	27	4031		1943
950639 OTHER;GOLF EQUIPMENTS	430	7275		3311
950640 ARTI,EQUIP FOR TABLE-TENNIS.	1291	8717	1530	6213
950651 LAWN-TENNIS RACKETS,W/N STRUNG		3360		3823
950659 OTH; BADMINTON,SIMILAR RACKET	3703	97985	4913	69196
950661 LAWN TENNIS BALLS	13823	137624	9650	98763
950662 INFLATABLE BALLS	1618	27536	1411	27109
950669 OTH BALL O/THN GOLF,T-TEN BALL	8279	45292	820	26794
950670 ICE SKATES,ROLLER INCL SKABOOT	1273	6254	33	2095
950691 EQUIP. FOR OTHER PHY EXERCISE	28411	776230	77027	587997
950699 OTHER;SPORTS GOODS N.E.S.	189104	426770	49928	696360
950710 FISHING RODS	79	659	5	257
950720 FISH -HOOKS,W/N SNELLED	358	5247	725	2485
950730 FISHING REELS	58	242	60	248
950790 OTH LINE FISHING TACKLE NETS	111	1066	55	2018
950810 TRAVELLING CIRCUSES/MENAGERIES		559945		

Contd.

10.11 Imports by Economic Categories (Detail)

(In Thousand Rupees)

ITEMS	MAY, 2015	FROM JULY, 2014	MAY, 2014	FROM JULY, 2013
950890 SWINGS,SHOOTING GALLERIES ETC.	12402	127835	4281	73792
960110 WORKED IVORY,ARTICLES OF IVORY		513	49	214
960190 OTH,ANIMAL CARVING MATERIL,ART		269	10	1592
960200 WORKED VEGE,MINERAL MATERIAL	2731416	9008339	861315	3050957
960310 BROOM,BRUSHE,CONS TWIN,VEG-MAT	413	11235	1019	17815
960321 TOOTH BRUSHE,INCL DENT-PLA BRU	38549	471650	17769	397265
960329 OTH;SHAVING,HAIR,NAIL BRUSHES.	5985	62813	6174	94158
960330 ARTST,WRITING,SIMILAR BRUSHES	1415	19665	1069	9660
960340 PAINT,DISTEPER,VARNISH BRUSHES	2018	21172	659	24795
960350 OTH BRUSHES CONSTI PART MACHIN	2650	37971	3002	39353
960390 OTH;HAND OPE MECHNICAL F-SWEPR	25241	273696	14542	112441
960400 HAND SIEVES AND HAND RIDDLES.	85	879		600
960500 TRAVEL SETS FOR PERSONALTOILE.		978		14499
960610 PRESS-FASTENERS,SNAP-FASTENER.	24011	183778	32349	276853
960621 BUTTON OF PLASTICS,NOT COVERED	26434	323835	40170	375410
960622 BUTON OF BASE METAL,COVER TXT	30934	314837	30528	459817
960629 OTHER BUTTONS	32508	701714	403225	2066001
960630 BUTTON MOULD,PART,BUTTON BLANK	183	2993	1149	7766
960711 SLIDE FASTENER FIT CHAIN SCOP.	21665	313369	27742	379899
960719 OTHER;SLIDE FASTENERS	101107	1426405	209311	2186801
960720 PARTS; SLIDE FASTENERS	16373	228464	117116	1425072
960810 BALL POINT PENS	9953	146755	4582	99515
960820 FELT TIPPED.PORUS TIPPED PEN	4699	165276	36018	231215
960830 FOUNTAIN PEN,STYLOGRADH PEN	511	69028	1564	60534
960840 PROPELLING OR SLIDING PENCILS	23	1241	27	151
960850 SETS OF ARTICLS FROM TWO FOR-H	427	4729	1298	10444
960860 REFILLS FOR BALL POINT PEN.	25868	148553	17853	141122
960891 PEN NIBS AND NIB POINTS	15054	251093	23350	274899
960899 OTH;PEN,PENCIL,SIMILAR HOLDER	23962	260130	26750	195582
960910 PENCILS&CRAYON W-LEADS ENCASD.	116732	1165641	89899	641772
960920 PENCIL LEADS,BLACK OR COLOURED	14278	225611	33340	286795
960990 OTH;PENCIL,DRAWING CHARCOALS.	16181	108682	13388	99923
961000 SLATES&BOARDS,WRITNG/DRAWIN	2691	17360	172	6709
961100 DATE,SEALING OR NUMBERING STAM	489	14499	844	8054
961210 TYPEWRITER OR SIMILAR RIBBONS	9690	116375	12111	106172
961220 INK-PADS		970		1085
961310 POCKET LIGHTERS,GAS FUELLED	8333	119109	7220	130678
961320 POCKET LIGH,GAS FUELL,REFILLAB		10058	4451	33282
961380 OTHER LIGHTERS	1113	30161	547	27207
961390 PARTS OF CIGARETTE LIGHTERS		603	322	21862
961400 SMOKING PIPE&CIGAR OR CIG.HOLD	467	8252	458	5903
961511 COMBS,HAIR-SLIDES,OF HARD RBER	2548	21267	1204	14856
961519 OTH;HAIRPINS,CURLING PINS,LIKE	3420	26715	3320	44207
961590 OTH;COMES HAIR-SLIDES,LIKE,PAR	60145	451365	39226	337303
961610 SCENT SPRAY SIMI TOILET SPRAY	10459	129864	7904	66260
961620 POWDER-PUFFS&PADS FOR APPLICA	1102	10440	628	3986
961700 VACCUM FLASKS&OTH VACUM VESS	17249	486860	28021	454090
961800 TAILORS,DUMMIERS&OTH LAY FING.	4372	53128	1679	22201
970110 PAINTING,DRAWING,PASTELS.	2220	7821	670	2547
970190 OTH COLLAGES&SIMI DECORATIVE	182	9227	476	6714
970200 ORIGINAL ENGRAVINGS,PRINTS.		157		324
970300 ORIGINAL SCULPTURES&STATUARY	876	14963		6776
970500 COLLECTIONS&COLLECTORS, PIECS.	1668	1977		1308
970600 ANTIQUES OF AN AGE EXE 100 YE.				18
990900 TRANSACTIONS LESS THAN RS.1000	3740	18807	37674	115653
991000 SAMPLES HAVING NO-COMMER VALUE	49287	628433	29156	418728
2. RAW MATERIAL TOTAL (A + B)	206127369	2348558288	212832869*	2511248800
A. CONSUMER GOODS TOTAL	170345464	1997645142	183940732*	2236325119

Contd.

10.11 Imports by Economic Categories (Detail)

(In Thousand Rupees)

ITEMS	MAY, 2015	FROM JULY, 2014	MAY, 2014	FROM JULY, 2013
050100 HUMAN HAIR, UNWORK NOT WASHED			45	45
050400 GUTS, BLADERS, STOMACH OF ANIMAL	1482	14115	551	52666
050510 FEATHER, USED FOR STUFFING; DOWN		311		
050590 OTH SKINS AND PARTS OF BIRDS	28074	221790	15547	128534
050610 OSSEIN, BONES TREATED WITH ACID	1655	28522	6497	89879
050690 OTH POWDER & WASTE OF BONES	980	7781	739	15285
050790 OTH TORTOISE-SHELL WHALEBONE		2462	1373	11544
050800 CORAL & SIMILAR MATERIAL/POWDER		2737		13802
051000 AMBERGRIS, CASTOREUM CIVET, MUSK		658		944
051110 BOVINE SEMEN	18568	111326	7650	117987
051191 PRODUCTS OF FISH, CRUSTACEANS		191		2068
051199 OTH ANIMAL PRODUCTS NOT ELSWHE		392	398	486
060110 BULBS TUBERS, TUBEROUS, ROOT, ETC		51271	3486	49931
060120 BULB TUBERS, ROOTS, CHICORY PLAN				5497
060210 UN-ROOTED CUTTING AND SLIPS		1226		3291
060220 TREES, SHRUBS, BUSHES, GRAFTED			54	912
060230 RHODODENDRONS AZALEAS, GRAFTED				35
060240 ROSES, GRAFTED OR NOT				271
060290 OTHER LIVE PLANTS	10689	105498	4912	68186
060311 ROSES FRESH	704	6196	124	2182
060313 ORCHIDS FRESH		13	252	570
060314 CHRYSANTHEMUMS FRESH	2094	32339	1360	23492
060315 LILIES FRESH	136	847	193	814
060319 OTH FRESH FLOWER, BUDS FOR BOUQ	167	8181	181	6891
060390 OTH FLOWERS & FLOWERS BUDS	825	4433	32	1578
060490 O. PARTS OF PLANTS FOR BOUQUETS				93
110812 MAIZE (CORN), STARCH	12061	67704	3546	29580
110813 POTATO, STARCH	23623	446381	36931	372096
110814 MANIOC (CASSAVA) STARCH	956	38159	951	17049
110819 OTHER STARCHES	2702	5294		1331
110820 INULIN	5427	15067	3344	12564
110900 WHEAT GLUTEN, WHETHER/NOT DRIED	15276	104313	4759	36081
120110 SOYA BEAN SEED	2386700	5102123		72
120190 SOYA BEAN, W. OR N-BROKEN/SHELED	22	103474		131
120230 GROUND-NUTS SEED		35		
120241 OTH GROUND NUTS IN SHELL	40226	743597	1989	127799
120242 GROUND-NUTS SHELLED BROKEN/N-B	18088	831307	36618	547391
120300 COPRA	121807	1425980	81757	1329502
120400 LINSEED, WHETHER OR NOT BROKEN		1396		
120510 LOW ERUCIC ACID RAPE/COLZASEED	1241030	54646594	2613260	23924427
120590 OTHER RAPE/COLZA SEED		267188	199484	1135857
120600 SUNFLOWER SEED, WHETHER/NOT BROKE	10	9899439	111787	8070120
120721 SEEDS FOR CROP (COTTON SEEDS)				18755
120729 OTHER COTTON SEEDS				5582
120740 SESAMUM (SESAME) SEEDS	1399	3547		7453
120750 MUSTARD SEEDS		51651		17910
120760 SAFFLOWER SEEDS	817	1593		
120770 MELON SEEDS	960	8159		27
120791 POPPY SEEDS	99	354		
120799 OTH, OIL SEED/OLEAGINOUS FRUITS	2401	105054		29879
120810 FLOUR AND MEALS OF SOYA BEANS	945	6133		2384
120890 FLOUR/MEALS OF OTH OIL SEEDS	1	126		
120910 SUGAR BEET SEED USE FOR SOWING		61720		49840
120921 LUCERNE (ALFALFA) SEED	14228	214904	21849	318345
120922 CLOVER (TRIFOLIUM) SEED	67559	1796081	21058	1114133
120925 REY GRASS SEED		2059		
120929 OTHER SEEDS OF FORAGE PLANTS	260717	1446248	163838	1175425
120930 SEED OF HERBACEOUS PLANTS		5001		784

Contd.

10.11 Imports by Economic Categories (Detail)

(In Thousand Rupees)

ITEMS	MAY, 2015	FROM JULY, 2014	MAY, 2014	FROM JULY, 2013
120991 OTHER; VEGETABLE SEEDS	90226	2454101	156397	2247056
120999 OTH SEEDS OF FRUIT FOR SOWING	163620	1317824	98324	974454
121190 OTH PLANTS AND PARTS OF PLANTS	97609	630984	54630	996308
121221 SEAWEDS/ALGAE FIT FOR HUMAN	453	2036	129	2226
130190 OTH;NATURAL GUM,RESIN & BALSAM	39197	302938	18916	247243
130212 SAP AND EXTRACTS OF LIQUORICE		367		435
130219 OTH SAPS & EXTRACT OTH VEG SAP	27031	311154	21333	243404
130220 PECTIC SUBSTANCES,PECTINATES	1199	109755	1572	62241
130231 AGAR-AGAR		62052	3620	32829
130232 MUCILAGES&THICKENERS,LOC SEED	6173	99197	14121	85102
130239 OTHER MUCILAGES AND THICKENERS	28043	306452	13653	208418
140110 BAMBOOS	4453	44835	6074	34262
140120 RATTANS	3895	63024	8243	53207
140190 OTH VEG MATERIAL USED PLAITING				266
140490 TENDU LEAVES(BIDI LEAVES)	221820	2543840	170497	2377824
150190 POULTRY FAT OTH THAN H-02.09	1855	17896		22267
150210 TALLOW (OTHER THAN OF H-15.03)	287230	2170598	141265	1668355
150410 FISH-LIVER OILS THEIR FRACTION		3795		
150420 FATS OILS THEIR FRACT OF FISH				1660
150500 WOOL GREASE,CRUDE,FETTY SUBS	1201	60754	1985	67084
150600 OTH ANIMAL FATS AND OILS/FRACT		5223	926	8605
150710 SOYABEAN OIL & ITS FRACT CRUDE	763307	4346442	191089	8005918
150790 OTH SOYABEAN OIL & IT FRACTION	21444	286464	7907	201225
150890 OTH GROUND NUT OIL & ITS FRACT	1	3973		10723
150910 OLIVE OIL & ITS FRACT (VIRGIN)	19776	127540	2886	100193
150990 OTH OLIVE OIL & ITS FRACTIONS	68986	551851	44383	489452
151000 OTH OIL/FR,INCL BLENDS OF OIL		2031	102	925
151110 PALM OIL & ITS FRACTIONS CRUDE	838679	7771616	720117	8794727
151190 OTH PALM OIL & ITS FRACTIONS	13441257	153987307	13291159	163702023
151211 SUNFLOWER-SEED/SAFLOWER OILCRU	2	2		
151219 OTH SUNFLOWER SEE&SAFLOWER OIL	7202	47220	2588	10548
151311 COCONUT OIL,ITS FRACTION CRUDE	4025	88572	24868	75519
151319 OTH COCONUT OIL,ITS FRACTIONS	57596	583318	60341	493702
151329 OTH PALM KERNEL/BABASSU OIL	177598	1015264	61168	957803
151419 OTH COLZA/MUSTER OIL,FRA/CRUDE		60		
151499 OTH RAPE SEED OIL ITS FRACTION		2149		
151519 OTH LINSEED OIL & ITS FRACTION	409	750		883
151529 OTH MAIZE OIL & ITS FRACTIONS	4545	41094	4851	25743
151530 CASTOR OIL AND ITS FRACTIONS	1658	7030	3189	7485
151550 SESAME OIL & ITS FRACTIONS	65	2209	167	1476
151590 OTH FIXED VEGETABLE OILS/FRACT	4013	23567	2981	29521
151620 VEG FATS/OILS AND ITS FRACTION	85284	1615802	105151	1389418
151710 MARGARINE,EXCL LIQUID MARGARIN	17669	125632	3437	182487
151790 OTH MARGARIN,EDIB MIX/PREP ETC	129618	1166347	46724	798067
151800 ANIMAL/VEG FAT/OILOXIDISE ETC	19955	222681	28277	103871
152000 GLYSEROL,CRUDE WATER & LYES	2642	21792	6767	55629
152110 VEG WAX WHETHER OR NOT REFINED	2483	36013	8963	18610
152190 OTH BEES WAXES,OTH INSECT WAX	224	39735	308	44067
152200 DEGRAS,RESIDUES ANIM/VEG WAXES	3553	25465	2924	143845
160100 SAUSE,PROD MEAT-FOOD PREP OFFL	236	5727	141	6444
220710 UNDENATURE ETHYL ALCOHOL O/SPR				29
220720 ETHYL ALCOHOL/OTH SPIRITS DEN		535		
240120 TOBACO-WHOLY/PARTLY STE/STRIP	162944	1207273	39523	1199304
240130 TOBACCO REFUSE		1474	1002	14970
251010 AAT,C/PHOS,ALUM/C/PHOS&PH/CUG	679704	3187792		2405744
251020 AAT,C/PHOS,ALUM/C/PHOS&PH/CGD				395
270810 PITCH		6475		15854

Contd.

10.11 Imports by Economic Categories (Detail)

(In Thousand Rupees)

ITEMS	MAY, 2015	FROM JULY, 2014	MAY, 2014	FROM JULY, 2013
270820 PITCH COKE		360		
270900 PETROLEUM OILS FROM BITUMINOUS	16398917	379871684	48296363	540012929
271019 KEROSENE,INCL KER.TY. JET FUEL	41404096	474584841	43197680	603745356
271020 PETROLEUM OILS(OTH THAN CRUDE)		4480		817
271091 WASTE OIL (PCBs),(PCTS),(PBBS)		6		
271099 OTH WASTE OILS		4818		3233
271111 NATURAL GAS,LIQUIFIED	5080116	10468512		317
271112 PROPANE, LIQUIFIED		21191	1203	7740
271113 BUTANES, LIQUIFIED	82	458		212
271114 ETHYLENE,PROPYLENE,BUTYLENE	705	55463		112296
271119 OTH GAS HYDROCARBONS LIQUIFIED	999463	9530012	270597	6791942
271121 NATURAL GAS,IN GASEOUS STATE		706		
271290 OTH PETROLEUM WAX ETC	30255	538670	75860	492327
271311 PETROLEUM COKE;NOT CALCINED	167145	501935	2823	679566
271312 PETROLEUM COKE; CALCINED		32972	2642	14082
271320 PETROLEUM BITUMEN	385217	1574492	167456	765859
271490 OTH BITUMEN & ASPHALT NATURAL.	6968	21342	2348	4799
290110 SATURATED ACYCLIC HYDROCARBONS	2140	41573	630	27201
290121 UNSATURATED ETHYLENE.	733916	9184235	782190	9225056
290129 OTH UNSATURATE ACYCLIC HYDCARBON	2000	8903	131	5041
290211 CYCLOHEXANE	40	8801		82
290219 OTH CYCLANES/CYCLOTERPENES	49445	249141	19173	246823
290220 BENZENE, PURE		76		27
290230 TOLUENE, PURE	129422	836760	93184	787012
290241 O-XYLENE	346226	1765835	195234	2051036
290242 M-XYLENE		25790	57	79
290243 P-XYLENE	2590396	31074687	3056728	37550112
290244 MIXED XYLENE ISOMERS	6288	55786	14569	124046
290250 STYRENE	156352	5669970	994269	9268421
290260 ETHYLBENZENE		3655		5147
290290 OTH CYCLEC HYDROCARBONS	21301	212617	5007	169873
290311 CHLOROMETHANE,& CHLOROETHANE		669	162	3070
290312 DICHLOROMETHANE(METHYLEN CHLRD)	27739	316771	19313	236299
290313 CHOLOROFORM(TRICHLOROMETHANE)	6086	154755	11536	306768
290315 ETHYLENE DICHLORIDE(1,2-DI CH)	178801	1600315		315937
290319 OTH SATAR DERIV ACYCL HYDCARBON	2260	51472		33012
290321 UNSATURATED VINYL CHLORIDE				197869
290322 UNSATURATED TRICHLOROETHYLENE	25344	254290	19562	185324
290323 UNSATURATE TETRACHLOROETHYLENE	18717	92666	5665	59118
290329 OTH UNSATUR DERIV ACYCL H'CARB				5
290339 OTH FLUORINATED,BRO DERIVATIES	100789	833839	94754	617979
290371 CHLORODIFLUOROMETHANE		69897	8693	94671
290373 DICHLOROFUOROETHANES		10467		12079
290377 PENTACHLOROFLURO METHANE	4854	20668		26183
290379 OTH CHLORODIFLUOROMETHANE	106453	625179	82999	386871
290391 CHLOROBENZENE,O-DI/P-DI CHLORO		8656		3016
290399 OTH HALOGENATED DERIV H.CARBON	12636	54412	4615	41389
290410 DERIV SULPHO GRP IT SALT/EYHYL	7302	74969	10689	89202
290420 DERIVAT ONLY NITRO/NITRO GROUP	1116	30359	5377	21205
290490 OTH,SUPHO,NITRAT NITROS H'CARB	3575	39722	5801	37616
290511 SATURAT METHANOL(METHYL ALCHL)	233767	3259695	487407	4852272
290512 PROPYL/ISOPROPYL ALCOHOL	248683	1505618	56219	1043430
290513 SATUR BUTAN-I-01(N-BUTYLALVHL	9630	73998	2602	58688
290514 OTHER SATURATED BUTANOLS	31637	152307	14764	161968
290516 SATUR OCTANOL/ISOMERS THEREOF	298894	3094627	477976	3943943
290517 DODECAN-1-01HEXADECAN/OCTADEC	1266	49627	5122	54451
290519 SATUR MONOHYDRIC ALCOHOLS	2427	33181	2523	33492

Contd.

10.11 Imports by Economic Categories (Detail)

(In Thousand Rupees)

ITEMS	MAY, 2015	FROM JULY, 2014	MAY, 2014	FROM JULY, 2013
290522 UNSATUR ACYCLIC TERPENE ALCOHL	32289	86681	2266	46522
290529 OTH UNSATUR MONOHYDRIC ALCOHOL		5699	2370	17203
290531 ETHYLENE GLYCOL(ETHANEDIOL)MEG	1722689	19636537	1945178	24428856
290532 PROPYLEN GLYCOL(PROPAN-1,2-DIO	134751	1306171	66199	979061
290539 OTHER, DIOLS	3020	41748	248	65469
290541 2-ETHYL-2(HYDROXYMETHLY-PROPAN	2317	21015	916	9285
290542 PENTAERYTHRITOL	39705	464811	52731	438060
290543 MANNITOL	5628	103500	5315	98115
290544 D-GLUCITOL (SORBITOL)	2070	28383	2812	22327
290545 GLYCEROL	56804	674027	58619	599938
290549 OTHER,POLUHYDRIC ALCOHOLS	5315	29276	2852	15718
290559 OTHER HALOGENATED, SULPHONATED	815	11009	542	12265
290611 MENTHOL	5736	304703	21152	415944
290612 CYCLOEXANOL,METHYL/DIMETHYL	923	4295	1045	7375
290613 STEROLS AND INOSITOLS	587	17574		14456
290619 OTH,CYCLANIC,CYCLENIC CYCLOTER	27474	105702	21623	87667
290621 BENZYL ALCOHOL	259	56262	357	65553
290629 OTH,AROMATIC CYCLIC ALCH HALOG	4951	37010	2590	42358
290711 PHENOL(HYDROXYBENZENE)IT SALT	43539	504095	36591	434912
290712 CRESOLS AND THEIR SALTS		4335	15	3227
290713 OCTYLPHENOL,NONYLPHENOL/ISOMER		2256		
290715 NAPTHOLS & THEIR SALTS	116	9835	4	9002
290719 OTHER MONOPHENOLS	742	16531	3637	36615
290721 RESORCINAL AND ITS SALTS	1437	13938	3661	26488
290722 HYDROQUINONE (QUINOL)ITS SALT	312	20907	167	30163
290723 4,4-ISOPROPYLDENEDIPHENOL/SALT	2086	78766	11062	28568
290729 OTHER, POLYPHENOLS	9875	100049	12449	87257
290819 OTH DERI CON ONL HALOGEN SUBST	101	9832	1741	10097
290891 DINOSEB (ISO)AND ITS SALTS		81		
291511 FORMIC ACID	31637	261387	10976	246034
291512 SALTS OF FORMIC ACID	73026	451645	31219	598532
291513 ESTERS OF FORMIC ACID	277	1542		1729
291521 ACETIC ACID	235217	2206044	89996	1446784
291524 ACETIC ANHYDRIDE				753
291529 OTH,ACETIC ACIDE & ITS SALTS	1975	61517	658	30661
291531 ETHYL ACETATE	3855	70982	1774	90784
291532 VINYL ACETATE	176935	1836576	186463	1592569
291533 N-BUTYL ACETATE	1619	6007	2222	5100
291536 DINOSEB (ISO) ACETATE		697		69
291539 OTHER,ESTERS OF ACETIC ACID	146002	1308177	91071	998966
291540 MONO/DI/TRICHLOROACETIC ACID-S	38	5002	1365	7212
291550 PROPIONIC ACID,ITS SALT/ESTERS	4309	71918	4382	58376
291560 BUTYRIC/VALERIC ACID/SALT/ESTR	28587	238717	20423	184335
291570 STEARIC ACID	17545	147502	13719	115476
291590 OTH SAT ACYCLIC MONOCARBOXYLIC	66880	804620	56551	654847
291611 UNSATU ACRYLIC ACID/ITS SALTS	6156	147374	29149	240662
291612 UNSATURATE ESTER ACRYLIC ACID	128494	1616496	187149	1804044
291613 UNSATU METHACRYLIC ACID/SALTS	2978	17615	71	60332
291614 UNSATU ESTER,METHARYLIC ACID	36619	598560	54909	575494
291615 OLEIC,LINOLEIC/LINOLENIC ACID	400	10663	58	9619
291619 OTH UNSAT ACYCLIC M/CARBOX ACID	13955	114212	8847	135339
291620 CYC-LANIC,LENIC LOTEPHENI ACID	6636	101525	10287	91115
291631 BENZOIC ACID,ITS SALTS/ESTERS	18629	220201	32522	245995
291632 BENZOYL PEROXIDE/BENZYL CHLRID	3205	20411	2419	26141
291634 PHENYLACETIC ACID & ITS SALTS	127	1305		1114
291639 OTH,ARMATIC MONOCARBOXYIC ACID	101552	699827	92514	629694
291711 OXALIC ACID/ITS SALTS/ESTERS	15173	126049	12627	125847
291712 ADIPIC ACID,ITS SALTS/ESTERS	55556	392952	27426	62523

Contd.

10.11 Imports by Economic Categories (Detail)

(In Thousand Rupees)

ITEMS	MAY, 2015	FROM JULY, 2014	MAY, 2014	FROM JULY, 2013
291713 AZELAIC/SEBACIC ACID/SALT/ESTR	2617	26476	7562	24817
291714 MALEIC ANHYDRIDE	16246	188522	25774	116417
291719 OTH ACYCLIC POLYCARBOXYL ACID	9997	55910	12369	92296
291720 CYC-LANIC,LENIC LOTERPENC ACID	2653	14667	9019	24614
291732 DIOCTYL ORTHOPHTHALATES	23811	85240		5782
291733 DINONY/DIDECYL ORTHOPHTHALATES		3416		4044
291734 OTH ESTERS ORTHOPHTHALIC ACID	14337	200681	12306	174151
291735 PHTHALIC ANHYDRIDE	61251	514807	65534	203424
291736 TERPHTHALIC ACID AND ITS SALTS	226252	1830449	191074	2568382
291737 DIMETHYL TEREPHTHALATE		3		
291739 OTH POLYCARBOXYLIC ACIDS/DERIV	52191	549037	26847	319697
291811 LACTIC ACID,ITS SALTS/ESTERS	18498	129279	18517	138217
291812 TARTARIC ACID	9975	62100	9773	72141
291813 SALT & ESTER OF TARTARIC ACID	9	819	57	13091
291814 CITRIC ACID	177228	1503268	150116	1511020
291815 SALTS & ESTER OF CITRIC ACID	25971	258153	25697	229312
291816 GLUCONIC ACID,SALTS & ESTERS	62992	590242	42244	550741
291818 CHLORO BENZILATE (ISO)		2360		2467
291819 OTH CARBOXYLIC ACID W/ALCOHOL	11270	103469	16188	118247
291821 SALICYLIC ACID AND ITS SALTS	4160	22448	1604	30896
291822 O-ACETYLSALIC ACID/SALT/ESTER	13394	134130	3406	108891
291823 OTH ESTER,SALICYLIC ACID/SALTS	1561	8866	72	7207
291829 OTH CARBOXYLIC ACID+PHENOL FUN	14250	120038	5041	113062
291830 CARBOXYLIC ACID+ALDEHYDE/KETON	3165	88691	5725	55380
291891 2,4,5-T(ISO)(2,4,5-TRICHLOROPH		12451		10307
292990 OTH COMP WITH OTH NITROGN FUNC	26314	237154	17454	198270
293020 THIOCARBAMATE/DITHIOCARBAMATES	37111	1332031	135927	434736
293030 THIURAM MONO-,DI-,TETRASULPHID		38111	6668	42292
293040 METHIONINE	642824	3983715	203426	2578542
293090 OTHER ORGANO-SULPHUR COMPOUNDS	326721	1738651	277310	1408358
293110 TETRAMETHYL LEAD&T-ETHYL LEAD	3351	28117	2008	17940
293190 OTH O-ALKYL&(O-2-(DIALKYL),COMP	82505	871283	63133	734117
293211 TETRAHYDROFURAN	41	2869		2823
293212 2-FURALDEHYDE (FURFURALDEHYDE)	39200	39200		37420
293213 FURFURYL ALCOH/TETRAHYDRFURFYL		105		287
293219 OTH COMP UNFUSED FURAN RING	8661	70920	3228	55164
293220 LACTONES	38133	194885	2065	92916
293299 OTH HETEROCYCLIC COMP W/OXYGEN	125422	1422888	105739	1821446
293311 PHENAZONE & ITS DERIVATIVE	657	28818	944	10285
293319 OTH COMP UNFUSE PYRAZOLE RING	6391	74163	2729	52770
293321 HYDANTOIN AND ITS DERIVATIVES	2402	17080	1016	22310
293329 OTH COMP UNFUSE IMIDAZOLE RING	174476	1268393	96226	1103801
293331 PYRIDINE AND ITS SALTS		8099		5170
293332 PIPERIDINE AND ITS SALTS		673		670
293333 ALFENTANIAL(INN)(ANILERIDINE)	11854	298216	12508	138796
293339 OTH COMP UNFUSE PYRIDINE RING	270754	2910190	191824	2603122
293349 OTH COMP QUINOLIN/ISO-QUINOLIN	149213	1856920	86998	1318101
293353 ALLOBARBITAL(INN)(AMBARBITAL)	198	4660	163	3687
293354 OTH DERIVATIVES OF MALONYLUREA	784	793		1998
293359 OTH COMP PYRIMIDINE/PIPER RING	215536	2418712	228242	2086736
293361 MALAMINE	47944	444493	22746	585444
293369 OTH COMP UNFUSE TRIAZINE RING	68178	839812	87919	772781
293371 6-HEXANELACTAM(EPSILON-CAPROL)		4452	6889	15943
293372 CLOBAZAM(INN),METHPRYLON(INN)			46626	81440
293379 OTHER LACTAMS	3917	522222	55440	307619
293391 ALPRAZOLAM(INN) CAMAZEPAM(INN)	13166	73013	17174	60243
293399 OTHER HETROCYCLIC COPMOUNDS	176707	2377717	132519	1875878

Contd.

10.11 Imports by Economic Categories (Detail)

(In Thousand Rupees)

ITEMS	MAY, 2015	FROM JULY, 2014	MAY, 2014	FROM JULY, 2013
293410 COMP UNFUSE THIAZOLE RING	23897	280313	21693	178848
293420 COMP BENZOTHAZOLE RING SYSTEM	13543	99286	6192	92637
293430 COMP PHENOTHIAZINE RING SYSTEM	2259	32459	1115	53832
293491 AMINOREX(INN),BORTIZOLAM(INN)		17226		8474
293499 OTHER NUCLEIC ACIDS&SALTS	689499	5344688	403726	4601050
293999 OTH VEGETABLE ALKALOIDS NATURL	39488	309967	2811	180854
294190 OTHER ANTIBIOTICS.	547867	6194472	487804	5427700
300692 WASTE PHARMACEUTICALS				66
310100 ANIMAL/VEG FERTILIZER/PRODUCTS	429	51461		32112
310210 UREA,WHET OR NOT AQUEOUS SOLUT	3493304	25821869	2950299	40023841
310221 AMMONIUM SULPHATE	27823	611113	22129	378005
310229 MIX AMMONIUM SULPHATE/NITRATE	76480	323594	36141	284080
310230 AMMONIUM NITRAT,WHET/NOT AQUES	8678	252430	5079	281393
310240 MIXT,AMMONIUM NITRAT/CALC CARB		143		
310250 SODIUM NITRATE	18312	114348	9022	95030
310260 MIXT,CALCIUM/AMMONIUM NITRATE	1274	4114		2546
310280 MIXT UREA/AMMONIUM NITRAT SOLU		7321525		
310290 OTH,MIN/CHEM NETROG FERTILZER	5097	64594	14357	88401
310310 SUPER-PHOSPHATES	13175	114873		211485
310390 OTH,MIN/CHEM FERTILIZE PHOSPHT		3093	9873	19727
310420 POTASSIUM CHLORIDE	85464	710072	49180	717029
310430 POTASSIUM SULPHATE	101419	1103854	34165	406897
310490 OTH,MIN/CHEM FERTILIZE POTASIC	145716	2001944	154165	1556596
310510 MIN/CHEM FERTILIZER >10KG		23410		2674
310520 MIN/CHEM FERTZ ELEM NIT/PHO/PT	18371	231325	40228	345830
310530 DIAMMONIUM HYDROG ORTHO-PHOSPH	944977	48281874	1330760	22205184
310540 AMMONIUM DIHYDROGEN ORTHO-PHOS	2583	32724		305521
310551 CHEM FERTZ CON NITRAT/PHOS	500	7211	612	343819
310559 OTH MIN/CHEM FERTZ NITRAT/PHOS		573183	4856	101813
310560 MIN/CHEM FERTZ ELEM PHOS/POTAS	5920	13369		323
310590 OTH MINER/CHEMICAL FERTILIZER	13563	242638	20143	150986
320110 QUEBRACHO EXTRACT	389	83856	4116	82282
320120 WATTLE EXTRACT	30900	404069	25548	444412
320190 OTH TANNING/EXTRACT VEG/GAMBER	32466	420806	16442	383219
320210 SYN ORGANIC TANNING SUBSTANCE	140160	1590837	147102	1581664
320290 OTH,INORGANIC TANING SUBSTANCE	87443	1049232	51359	1085371
320300 COLOUR MATTER,VEG/ANIMAL	2995	53899	1463	43822
320411 DISPERSE DYES/PREP BASE THEROF	198876	2041422	241706	1893405
320412 ACID DYES PREMETALISE/PREP/DYE	118487	1557375	196473	1510247
320413 BASIC DYES/PREP BASE THEREON	55014	772052	48751	617755
320414 DIRECT DYES/PREP BASE THEREON	35382	401435	23294	258051
320415 VAT DYES INCL PIGMENT/PREPARAT	248673	2745825	345275	2943232
320416 REACTIVE DYES PREP BASE THREON	855583	8412080	816943	7950514
320417 PIGMENT PREP BASE THEREON	240408	2332814	175589	2177126
320419 OTH SYN ORGN COLOURING MATTER	134716	1213044	99988	1002621
320420 SYN ORGN PROD USE FLUORESCENT	54099	625152	38997	470559
320490 OTH,SYN ORGN COLOURING MATTER	9200	62242	3410	64045
320500 COLOUR LAKES,PREP AS SPECIFIED	18583	180306	6155	170532
320611 PIGMENT PREP TITANIUM DIOXIDE	451923	5049002	401253	4941087
320619 OTH,PIGMENT/PREP TITANIUM DIOX	5680	89787	455	100665
320620 PIGMENT/PREP,CHROMIUM COMPOUND	20300	125803	3718	120211
320641 ULTRAMARINE/PEP BASE THEREON	2658	36535	4110	48370
320642 LITHOPONE/OTH PIGMENT/ZINC SUL	137	24403	2356	40955
320649 OTH,COLOURING MATTER PREPARATN	39558	502672	53120	481514
320650 INORGANIC PRO USE LUMINOPHORES		2367		5497
320710 PREP PIGMENT/OPACIFIER/COLOURS	12962	193416	26646	172884

Contd.

10.11 Imports by Economic Categories (Detail)

(In Thousand Rupees)

ITEMS	MAY, 2015	FROM JULY, 2014	MAY, 2014	FROM JULY, 2013
320720 VITRIFIABLE ENAMEL/GLAZE/ENGOB	3579	59504	4758	66470
320730 LIQUID LUSTER/SIMILAR PREPARAT		17302	3565	19278
320740 GLASS FRIT/POWDER GRANULE/FLAK	49640	807701	93471	870258
320810 PAINT/VARNISH BASE ON POLYESTER	32776	195371	16364	236911
320820 PAINT/VARNISH,ACRY/VINYL POLYM	61706	369809	35604	198728
320890 OTH PAINT BASED ON POLYAMIDES	117569	1321417	131619	1314245
320910 PAINT/VARNISH ACRY/VINYL POLYM	15879	91135	4298	71501
320990 PAINT/VARNISH,SYN POLYMER/AQS	21732	197728	61748	339859
321000 OTH PAINT & VARNISH FOR LEATHE	14621	183630	9837	195791
321100 PREPARED DRIERS.	17616	152257	14754	142929
321210 STAMPING FOILS	23444	267643	17730	244547
321290 OTH,PIGMENT DISPERSE NON AQUOS	22468	191031	10271	167430
321310 COLOURS IN SETS	4365	45248	3205	29693
321390 OTH COLOUR ARTIST/PAINTERS	647	8935	7116	9144
321410 GLAZIERS/GRAFTING PUTTY,RESIN	31694	297771	31663	234442
321490 NON-REFRACTORY SURFACING PREP	34451	298111	39130	321776
321511 ROLLING COATING PRINT INK BLK	43512	382445	46498	334853
340290 OTH ORG SURFAC ACT,WASH/CLEAN	151874	1582339	99855	1300239
340311 PREP TEXTILE/LEATHER/OIL MATRL	27458	393784	39922	384803
340319 LUBRICAT PREP CONT PET/MIN OIL	98158	1135962	236115	1117802
340391 OTH,PREP TEXT/LEATHER/FURSK ML	189530	1817483	208351	2131004
340399 OTH LUBRICAT PREP OIL/GREASE	47647	532276	53581	445552
340420 ART/PREP WAXES,POLYETHEL GLYCL	34952	235637	37211	255947
340600 CANDLES,TAPERS AND THE LIKE	6898	83509	1151	45426
340700 MODELING PASTE ETC RETAIL SALE	6771	53971	1813	37213
350110 CASEIN	4478	58109	9131	73711
350220 MILK ALBUMIN,INCL WHEY PROTEIN		251		21550
350290 OTH ALBUMIN O/T EGG ALBUMIN		22		1368
350300 GELATIN&GELATIN DERIVATIVE	23197	110754		133620
350400 PEPTONEDERV,PROTEIN SUBSTANCE	2817	64732	3751	53896
350510 DEXTRIN,OTH MODIFIED STARCHES	40853	477359	45661	402002
350520 GLUES	4457	110075	6215	101450
350610 PROD SUITABLE USE GLUE/ADHESIV	22122	206219	6745	166707
350691 ADHESIVE/RUBBER/PLASTIC/RESIN	141700	1247249	81309	951495
350699 OTH PREP GLUE/ADHESIVE	19152	125993	5443	111655
350710 RENNET AND CONCENTRATE THEREOF	176	4702		2838
360690 OTH FERRO CERIU/OTH PYROPHORC	2	3337	52	858
370110 X-RAY FILM,PLATE IN FLAT UNEXP	135165	1027817	49477	783561
370120 INSTANT PRINT FILM UNEXPOSED	86	249	381	3356
370130 OTH UNEXPOSED PLATE>255MM	79647	574943	72968	453411
370191 O.PL/FILM-COLOUR PHOTOGRAPHY		92		8317
370199 OTH PHOTOGRAP/PLAT/FILM/UNEXPS		7786		1953
370210 PHOT-FILM ROLL UNEXPOSE,X-RAY	2	415	121	13467
370231 OTH PHOT/FILM ROLL<105MM		401		1093
370239 OTH PHOT FILM ROLL ST/UNEXPOSE	269	8168	883	9991
370243 PHOT FILM W>610MM,L<200M	8584	80970	66	59519
370244 PHOT FILMW>105MM BUT<610MM	37019	437870	61623	540830
370252 PHOT FILM W<16MM-COLOUR				71
370254 PHOT FILM W-16MM-35MM/L<30MM				3
370255 PHOT FILM W-16MM-35MM,L>30MC/L				1549
370297 PHOT FILM ROLL W-<=35MM/L<30M				266
370310 PHOT PAPER/BOARD/TEXT W>610MM		3532	483	1712
370320 PHOT PAPER/BOARD/TEXT UNEX/COL	256	48832	5367	48444
370390 OTH PHOT PAPER/BOARD TEXT UNEX	16418	124149	15132	118488
370400 PHOT PLAT/FILM PAPER/BOARD EXP	360	3480	1056	8121
370590 OTH PHOT PLAT/FILM		377		1838
370610 CINEMAGRAPHIC FILM EXPO/DEVEL	197	4556	460	19406
370690 OTH CINEMA FILM EXPOSE DEVELOP	635	6320	79	5123

Contd.

10.11 Imports by Economic Categories (Detail)

(In Thousand Rupees)

ITEMS	MAY, 2015	FROM JULY, 2014	MAY, 2014	FROM JULY, 2013
370710 SENSITISING EMULSIONS	7370	86408	5145	78322
370790 OTH CHEM PREP,PHOTOGRAPHIC USE	18973	802484	13500	159867
380110 ARTIFICIAL GRAPHITE	2987	36480	1850	17364
380120 COLOIDAL/SEMI COLOIDL GRAPHITE		4822	367	3802
380130 CARBONEOUS PASTE ELECTRODE		6198		6795
380190 OTH,PREP GRAPHITE O/T CARBON	3641	19393	4231	14216
380210 ACTIVATED CARBON	18726	181621	19760	159861
380290 OTH ACT CARBON/NAT MINER PROD	8734	96384	8740	132337
380300 TALL OIL WHETHER/NOT REFINED		1100		816
380400 RESIDUAL LYE FROM WOOD PULP NS	25171	168996	12139	131522
380510 GUM,WOOD,SULPHAT TURPENTIN OIL	897	1782		5308
380590 OTH TERPENIC OIL CONIFER WOOD	12263	78930	10468	79178
380610 ROSIN AND ROSIN ACIDS	50616	888853	67738	787422
380620 SALT OF ROSIN/RESIN ACIDS DERV		78214		122542
380630 ESTERS GUMS	20476	106411	8491	105395
380690 OTH,ROSIN,SPIRIT,OIL,RUN GUMS	9826	78510	982	54605
380700 WOOD TAR/OIL,CREOSOT,NAPTH ETC				287
380850 INSECTICIDE/RODENTICIDE/ETC	2195	3446		2992
380891 OTHER INSECTICIDES	960505	5400370	933568	5001753
380892 FUNGICIDES	212950	2616434	181807	2489429
380893 HERBICID,ANTISPROUTING PRODUCT	310609	4713559	344031	3485475
380894 DISINFECTANTS	15339	236969	16384	191715
380899 PLANT-GROWTH REGULATORS R.O-71	6092	88900	3814	222059
380910 FINISHING AGENT AMYLACOUS SUBS		4969	2576	9935
380991 OTH FINISHING AGENT ETC TX ETC	267084	2583327	210417	2408021
380992 OTH FINISHING AGENT DYE CARIER	21711	236255	21847	230644
380993 OTH FINISHING AGENT DYE CARIER	64257	863524	81299	859380
381010 PICKLING PREP METAL SURFACE	26050	309582	67466	657550
381090 OTH PREP FOR METAL SURFACE	32775	345089	4460	73386
381111 ANTI-KNOCK PREP OF LEAD COMP		216		13
381119 OTHER,ANTI-KNOCK PREPARATIONS	1819	19263	1239	25223
381121 ADD LUBRICATE,PET OIL BIT MINE	455893	4466324	252270	4280196
381129 OTH ADDITIVE LUBRICATING OIL	88285	1359988	137945	1106260
381190 OTH PREP ADDITIVE FOR LIQU USE	90199	1899254	82966	1490139
381210 PREPARED RUBBER ACCELERATORS	19014	158106	14058	113748
381220 COMPOUND PLASTICIZER RUB PL	361	10457	26670	253919
381230 ANTI-OXIDISING PREPAR & COMPOU	162669	899143	76424	631245
381300 PREP/CHARG FIRE-EXTINGUISHERS	4347	55878	2962	42796
381400 ORGAN COMP SOLVENT/THINNER NES	80708	402213	39444	434379
381511 SUPORTED CATALYST WITH NI/COMP	2935	112364	2476	132680
381512 SUPORTED CATALYST WITH PR/METL	14766	1008531	48621	123800
381519 OTHER,SUPPORTED CATALYSTS	40647	603836	22621	324238
381600 REFRACTORY CEMENT,MORTARS,CONS	29124	458032	50169	411709
381700 MIXE ALKYL-BENZEN&MIX AL-NAPHT	1024300	8201216	728715	6814638
381800 CHEM ELEMENT/COMP DOP-ELECTRON		2343		22710
381900 HYDRALIC BRAKE FLUIDS/LIQUIDS	4294	103476	15005	112221
382000 ANTI-FREEZING PREP/DEICE FLUID	9046	128229	13728	116610
382100 PREP CULTURE MEDIA MICRO-ORGAN	8375	69980	5993	57055
382200 DIAGNOSTIC/LAB REAGENTS/PR-DIA	536676	5357871	464287	5158154
382311 STEARIC ACID	26292	266937	19242	195673
382312 OLEIC (OLIVE) ACID	3696	33189	9261	41666
382313 TALL OIL FATTY ACIDS	488	17427		11789
382319 OTH INDUS MONOCARBOXYLIC F.ACI	197810	3090730	169146	2872060
382370 INDUSTRIAL FATTY ALCOHOLS	12395	160880	6582	80810
382410 PREP BINDER FOUNDRY MOUL CORES	14565	118654	7411	91609
382430 NON-AGGLOMERATED METAL CARBIDE				61
382440 PREPARED ADDITIVES FOR CEMENT	28640	281791	5494	254758
382450 NON-REFRACTORY MORTAR CONCRETE	80	32826		12625

Contd.

10.11 Imports by Economic Categories (Detail)

(In Thousand Rupees)

ITEMS	MAY, 2015	FROM JULY, 2014	MAY, 2014	FROM JULY, 2013
382460 SORBITOL O/TH SUB-H-NO.2905.44	53242	620420	74504	496932
382475 MIX CON CARBON TETRACHLORIDE		2		
382478 CON (PFCs)/(HFCs)BUT NOT(CFCs)	10290	45860	3971	10427
382479 OTH MIX CON HALOGE DER OF METH	28913	176574	7206	140046
382481 MIX CON OXIRANE(ETHYLE OXIDE)				94
382490 OTH,CHEMICAL PRODUCT/PREPARA	2066032	19700547	1443303	15480114
382549 OTH WASTE ORGANIC SOLVANTS		25		
382590 OTH RESIDUAL OF CEHM.INDUSTRY	702	1990		510
390110 POLYETHYLENE SP GRAVITY<0.94	2777575	27409002	2363205	24956812
390120 POLYETHYLENE SP.GRAVITY>0.94	2226107	22086733	1566853	17370963
390130 ETHYLENE-VINYL ACETATE COPLMER	223345	2183156	198793	1932920
390190 OTH POLYMER OF ETHYLENE P.FORM	234683	2310769	196336	1545540
390210 POLYPROPYLENE	4547498	39219654	4375005	40993208
390220 POLYISOBUTYLENE	5042	66726	16286	55565
390230 PROPYLENE COPOLYMERS	1248769	10880118	953801	10692292
390290 OTHER OLEFINS IN PRIMARY FORMS	52114	274223	32743	239995
390311 POLYSTYRENE EXPANSIBLE	19652	118800	12136	102621
390319 OTHER POLYSTYRENE	75510	525530	104411	618585
390320 STYRENE-ACRYLONITRILE COPOLYMR	27321	294989	20522	296533
390330 ACRYLONITRILE-BUTADINE-STYRENE	357205	2789043	366035	2819600
390390 OTH POLYMERS OF STYRENE,P-FORM	17191	164468	11802	140016
390410 POLYVINYL CHLORIDE,UNMIX SUBST	349255	3472411	327776	2929007
390421 OTH POLYVINYL CHLORIDE,NON-PLA	2891	95278	6955	89490
390422 OTH POLYVINYL CHLORIDE PLASTIC	45290	270090	37223	281923
390430 VINYL CHLORIDE VINYL ACETATE	5212	38308	5731	50443
390440 OTH VINYL CHLORIDE COPOLYMERS	6369	76945	13554	105536
390450 VINYLIDENE CHLORIDE POLYMERS				280
390461 POLYTETRALUOROETHYLENE		904		3597
390469 OTHER, FLUORO-POLYMERS	3870	13466		12025
390490 OTH POLYMERS OF VINYL CHLORIDE	3019	13430	1620	12474
390512 POLYVINYL ACETATE AQUE DISPERS	12685	50272	6473	54666
390519 OTH POLYVINYL ACETATE (PVA)	6182	56058	14	57185
390521 VINYL ACETATE COPOLYMERS AQUEO	39358	484263	39435	445256
390529 OTH VINYL ACETATE COPOLYMERS	15535	141618	11437	125218
390530 POLYVINYL ALCOHOL W/N CON UNHY	301564	1876234	210775	2242503
390591 COPOLYMERS		14285	9021	30083
390599 POLYMERS OF OTHER VINYL ESTERS	29558	317484	24069	272233
390610 POLYMETHYL METHACRYLATE	14137	180665	15422	156690
390690 OTHER,ACRYLIC POLYMERS P/FORMS	359195	3881943	310014	3706733
390710 POLYACETALS	19734	176791	17857	141755
390720 OTHER POLYETHERS	1315633	10630111	706229	9856210
390730 EPOXIDE RESINS	127538	783439	72118	755005
390740 POLYCARBONATES	111647	1076910	103234	726892
390750 ALKYD RESINS	235	242697	2919	100272
390760 POLYETHYLENE TEREPTHACATE(PET)	227027	4142210	412166	3126807
390770 POLY(LACTIC ACID)		42392	1284	15075
390791 OTHER POLYESTERS, UNSATURATED	2281	40304	2294	41420
390799 OTH POLYSTERS IN PRIMARY FORMS	69002	395325	43652	412152
390810 POLYAMIDE-6,-11,-12,-6,6,-6,10	31274	219662	19274	199584
390890 OTH POLYAMIDE IN PRIMAR FORM	40503	373801	47940	325926
390910 UREA RESINS, THIOUREA RESINS	4025	46387	3468	48964
390920 MALAMINE RESINS	24097	176549	15450	155631
390930 OTHER AMINO-RESINS	811	8537	1079	4719
390940 PHENOLIC RESINS	47878	282401	19419	254736
390950 POLYURETHANES	210025	2236820	233209	2359158
391000 SILICONES IN PRIMARY FORMS.	305398	2918946	246707	2627812
391110 PETROL/COUMARONE,INDENE RESINS	24644	130575	8323	90206
391190 OTH,POLYSULPHIDE,SULPHONE/PLAS	11787	121638	16747	130166

Contd.

10.11 Imports by Economic Categories (Detail)

(In Thousand Rupees)

ITEMS	MAY, 2015	FROM JULY, 2014	MAY, 2014	FROM JULY, 2013
391211 CELLULOSE ACETATES, NON-PLASTI				502
391212 CELLULOSE ACETATES, PLASTICISED	17	480	1693	1931
391220 CELLULOSE NITRATES (INCL COLLO)	69532	688877	43797	596089
391231 CARBOXYMETHYL CELLULOSE & SALT	220344	1519705	196921	1277194
391239 OTHER CELLULOSE ETHERS	166509	1415294	99893	1592372
391290 OTH CELLULOSE & CHEM DERIVATIV	89036	390796	25313	300915
391310 ALGINIC ACID, ITS SALTS & ESTER	180868	1731863	137456	1536948
391390 OTH NATURAL POLYMERS/MODIFI	37085	368953	58396	326957
391400 ION-EXCHANGERS BASED ON POLYMR	22559	308859	25523	285161
391510 WASTE, ETC OF ETHLY/POLYM/PLAST	772	14852		10850
391520 WASTE, ETC OF STYRENE/POLY/PLAS		40417		26567
391530 WASTE ETC OF VINYL-CHLORIDE/PL	6236	763574	71587	816276
391590 WASTE, ETC PLASTIC/PARING	5850	472589	36978	724884
391610 MONOFILAMENT D>1MM RD/ST/PROFI	81	16874	229	20552
391620 MONOFILAMENT D>1MM-PL PO VICHL	3053	51715	379	29177
391690 OTH MONOFIL D>1MM PLASTIC-TOH	17267	128947	10280	96130
391710 ARTIFI GUTS OF HARDEN PROTEIN	427	9557		7398
391721 TUBE, PIPE HOSES, RIGID, OF POLYM	9232	122400	5386	66146
391722 TUBE, PIPE HOSES, POLYMER OF PRO	5940	75973	4103	50450
391723 TUBE, PIPE ETC OF POLYMER VINYL	83059	246888	7215	126392
391729 TUBE, PIPE HOSE, RIGID, OTH PLAST	5479	117931	3894	52926
391731 FLEXIBLE TUBE, PIPE B-PRE27.6MP	16166	160761	19181	80457
391732 OTH, TUBE, PIPE HOSE W/OUT FITNG	352	15401	2572	33512
391733 OTH TUBE, PIPE NOT REINFORCED	2061	14703	47	8442
391739 OTHER TUBES, PIPES AND HOSES,	71812	802514	28838	492711
391890 FLOOR COVERING OF OTH PLASTICS	9055	174814	13150	69772
391910 SELF ADHESIVE PLAT, ETC W<20CM	124643	1187155	96993	1036854
391990 OTH, SELF-ADHESIV PLATE, W>20CM	430206	3147562	297483	2480518
392010 OTH PLATES, ETC PLASNON-CELLULAR	166929	1641366	162913	1414248
392020 OTH PLATE, ETC PLAST NOT REINFO	132579	1354816	155631	1288659
392030 OTH PLATE, SHEET, ETC OF PLASTIC	22119	258401	4596	241993
392043 OTH PLATE, MAT OF VINYL CHLORID	40075	314243	42782	335936
392049 OTH PLAT, ETC VINYL CHLORID FLX	94229	1175583	97215	927305
392051 OTH PLATE, ETC ACRYLIC POLYMERS	430	66381	917	66040
392059 OTH PLAT, ETC OTH ACRYLPOLYEER	5822	32268		10449
392061 POLY CARBONATE IN PLATE, ETC	4823	21516	2881	27175
392062 OTH PLATE ETC POLY(ETH TEREPH)	78044	278420	15159	352199
392063 OTH PLATE ETC UNSAT-POLYESTERS	7973	222374	36091	234048
392069 OTH PLATES ETC OF OTH POLYESTR	11158	79800	14679	131678
392071 OTH PLAT ETC PLAS OF REG CELLU	2319	9152		7833
392073 OTH PLAT ETC PLASTIC NON CELLU		130	1194	2760
392079 OTH PLAT ETC-PLAS OF CEL DERIV		207		1062
392091 OTH PLAT ETC PLAS OF PO BUTRAL	106	29877	3133	27517
392092 OTH PLAT ETC-PLAS OF POLYAMIDE	5913	21474	5010	24013
392093 OTH PLAT ETC-PLAS OF AMINO-RES	149	311		892
392094 OTH PLAT ETC-PLAS OF PHENORES	425	18918	3849	7398
392099 OTH PLAT ETC-PLAS OF OTH PLAST	60706	539882	41251	535125
392111 PLATES ETC OF PLAS POLY/STYREN	562	15967		5100
392112 PLAT ETC PLASTIC CEL P-VIN-CHL	104258	567451	31617	393462
392113 PLAT ETC PLA CEL OF POLYURETHA	106700	887740	250086	1965322
392114 PLAT ETC PLA CEL OF REGERATED	690	13065	99	12000
392119 FLAT SHET ETC PLA CEL OTH PLAS	26510	248629	37014	434334
392690 OTH, ARTICLES OF PLASTICS	416480	3540335	400868	3534656
400110 NATURAL RUBBER LATEX	62645	2202474	188249	3242306
400121 SMOKED SHEETS	17835	1286415	54970	1151869
400122 TECH SPECIFIED NATURAL RUBBER	20626	1563692	129884	2148357
400129 OTHER NATURAL RUBBER	11533	190530	22558	271157
400130 BALATA, GUTTA-PARCHA, CHICLE ETC				466

Contd.

10.11 Imports by Economic Categories (Detail)

(In Thousand Rupees)

ITEMS	MAY, 2015	FROM JULY, 2014	MAY, 2014	FROM JULY, 2013
400211 STYRENE-BUTADIENE RUBBER LATEX	148127	1231802	134542	1235055
400219 STYREN BUTADIEN RUBER CARBXyla	592316	3699021	175706	2615938
400220 BUTADIENE RUBBER (BR)	21979	175788	47760	475533
400231 ISOBUTENE-ISOPRENE RUBBER(IIR)	153640	1260648	185598	1667531
400239 OTH,HALO-ISOBUTENE-ISOPRENE RU	164	119623		191163
400241 CHLOROPRENE RUBBER LATEX (CR),		424		
400249 CHLOROPRENE RUBBER O/THAN LATX	55422	403767	71696	458141
400251 ACRYL BUTADIENE RUBBER LATEX		272	5504	59115
400259 ACRY BUTAD RUBBER O/THAN LATEX	61514	537778	25679	314962
400270 ETHYL PROPLENE-NON-CONJUGATED	24171	203240	28978	316999
400291 OTH SYNTHETIC RUBBER FACTICE	172	1089	26061	234344
400299 OTH SYN RUBBER FACTICE D/F OIL	25985	202332	22267	181708
400300 RECLAIMED RUBBER PRIMARY FORM	25690	317904	21347	322804
400400 WASTE,PAROMGS&SCRAP O/TH H-RUB	83122	1071983	89181	1237454
400510 COMP WITH CARBON BLACK OR SILI	9804	125725	6995	152823
400520 SOLUTION/DISPERS O/T H-4005.10		276		234
400591 PLATE,SHEET STRIP UN-VUL RUBER	2388	10180		5064
400599 OTHER COMPOUNDED RUBBER	22963	221181	32321	213839
400690 OTH FORM&ARTIC UNVULCAN RUBBER	204	51502		8944
400700 UNVULCA RUBBER THREAD & CORD	15925	180956	7383	154679
400811 PLATE,SHEET ETC CELLU VULC RUB	12847	66651	26377	130833
400819 RODS&OTH FORMS OF CEL.VULC RUB		12863	3364	12266
400821 PLAT,SHET N-CELU VULCANI RUBER	58369	544401	50755	378995
400829 RODS&OTH FORM OF N/CEL VUL RUB	1918	59152	6434	79099
400911 TUBE,PIPE OF RUBBER W/O.FITING	42847	305494	16623	200683
400912 TUBE,PIPE OF RUBER WITH FITING	1475	22422	2542	20227
400921 TUBE,PIPE OF RUB W/O.METL.FIT	3211	38229	2448	132880
400922 TUBE,PIPE OF RUB WITH METL.FIT	1186	14052	760	19057
400931 TUBE,PIPE RUB W/O TEX.METL.FIT	5640	121216	4211	62310
400932 TUBE,PIPE RUB W/TEX.METL.FIT	42	24171	44	8343
400941 TUBE,PIPE RUB W/O OTH.METL.FIT	4832	49341	5362	52176
401700 HARD RUBER IN ALL FORMS/ARTICL	340	13303	401	17038
410120 W.HID&SKIN BOV.WT8-10KG.UN.SPL	994	42784	423	33868
410150 WHOLE,HIDE/SK BOV ANI F>16 KG	61634	640922	32771	429201
410190 OTH HIDES INCL BUTT,BEND&BELIE		6419		18038
410210 RAW SKINS OF SHEEP/LAMB W/WOOL	202272	3321473	289376	4679355
410221 RAW SK SHEP/LAM W-OUT WOOL PKD	49632	321501	6654	369681
410229 OTH RAW SK SHEP/LAM W/OUT WOOL	7544	235189	22646	115275
410320 RAW HIDES & SKINS OF REPTILES		5217		
410390 OTH,HID/SK FRE SALTED,DRIED,LA	75380	959106	131585	808419
410411 HIDE/SKIN FULL GRAIN UNSPLIT	8015	31039		22496
410419 OTH HIDE,SKIN WET STATE	6959	155506	834	199585
410441 HIDE,SKIN FULL GRAIN DRY STATE		23193	630	27326
410449 OTHER HIDES DRY STATE(CRUST)	1022	43918		9343
410510 WET BLUE LAMB,SHEEP SKIN	91875	1193123	85958	1675788
410530 SHEEP/LAMB SKIN NO WOOL CRUST	3854	14667	4261	50148
410621 GOAT/KID SKIN WET BLUE	62542	627927	90378	809545
410622 GOAT/KID SKIN CRUST	40309	161982	27436	233807
410691 OTH WET BLUE SKINS		34		10004
410692 OTH SKINS DRY STATE CRUST		3629		
410711 WHOLE HIDE SKIN FULL GRAIN BOV		3057		3284
410712 WHOLE HIDE/SKIN GRAIN SPLIT BV	3982	17916	919	13925
410719 OTH WHOLE HIDE/SKIN BOV ANIMAL	19664	759821	76963	609512
410791 OTH HIDE INCL SIDES FULL GRAIN		332		
410792 OTH HIDE INCL SIDE GRAIN SPLIT		16169		2685
410799 OTH LEATHER FURTHER PREPARED	17621	127208	8328	135970
411200 PREPARED LEATHER SHEEP/LAMB	9274	71908	1998	48948
411310 LEATHER PREP.AFTER TANN GOAT	3594	155712	48087	216460

Contd.

10.11 Imports by Economic Categories (Detail)

(In Thousand Rupees)

ITEMS	MAY, 2015	FROM JULY, 2014	MAY, 2014	FROM JULY, 2013
411390 OTH LEA FURTHER PREP.AFTR TANE	2470	49217	2796	20342
411410 CHOMIS LEATHER		168	90	90
411420 PATENT LAMINATED METALIS LEATH	39	15837	5576	10888
411510 COMP. LEATHER WITH BASIS LEATH	8561	114916	22074	86509
411520 PARINGS, OTH WASTE OF LEATHER		11201		21346
420600 ARTI OF GUT OF BLADER/ TENDONS			29	33
430110 MINK SKINS,RAW,WHOLE/W/O HD,TA				131
430219 OTH,FURSKINS,WHOLE,W&W/OUT H&T	7920	33675	12097	52501
430220 HEAD,TAILS,PAWS&OTHER CUTTINGS		846		
440110 FUEL WOOD,IN LOGS,BILLETS ETC		193		52
440122 WOOD IN CHIPS OR PART NON-CON				620
440310 WOOD TRET WITH PAINT,STAIN ETC	23787	59194		90402
440320 OTH,CONIFEROUS SPECIES ROUGH	32038	196809	33940	130493
440349 OTH,WOOD,NON-CONF SPECIES ROUG	32048	290565	96912	489244
440391 OTH WOOD OAK LOGS NON-CONFIFER		443		258
440399 WOOD OF OTHER NON-CONF SPECIES	198495	924247	63571	501575
440410 CONIFEROUS	13554	70689	8645	63715
440420 NON-CONIFEROUS		5	411	640
440799 OTH WOOD NON-CONF.SPECIES	175764	1716577	202045	1270949
440810 CONIFEROUS SHEET FOR VENEERING	9680	82994	7564	84289
440831 VENEER/DARK RED MERANTI SHEETS		2907		
440839 OTH VENEER SHEET/TROPICAL WOOD	11204	58442	3428	45185
440929 OTHER NON-CONIFEROUS WOOD	344	2237	64	2784
441011 PARTICLE BOARD OF WOOD	7740	137495	22	92280
441012 ORENTED STRAND BOARB UN-WORKED	676	9434		5847
441019 OTH P-BOARD OF LIGNEOUS MATERI		515		1864
441090 OTH P-BOARD NOT AGGLOM W-RESIN	19321	25575	4555	5348
441112 MEDIUM DENSITY BOARD (MDF)	154805	1178924	149734	1092829
441113 (MDF)THICKNESS 5MM TO 9MM	29447	270403	11879	202049
441114 (MDF)THICKNESS EXCEEDING - 9MM	148567	1263222	79335	967667
441192 OTH (MDF)DENSITY EXC 0.8 g/cm3		162		168
441193 OTH (MDF)DENSITY 0.5-0.8g/cm3	127419	1279708	67798	1213377
441194 OTH (MDF)DENSITY NOT> 0.5g/cm3	1212	13955	160	9096
441210 P-WOOD,VENEER PANELS OF BAMBOO		228		201
441231 OTH P-WOOD OF WOOD SHEET -6MM				4080
441232 OT P-W OUTER PLY NON-CONIFE-WD	37545	275631	15947	171337
441239 OTH PW CONSIST OF WD SHEET-6MM	13728	122860	3733	43038
441294 OTH BLOCKBOARD,LAMINATED&BATEN	1510	8208	2485	7444
441299 OTH PW CONSIST OF WOOD SHEET	1723	6533	1785	17559
441400 WOODEN FRAMES FOR PAINTINGS	555	7895	1464	12189
441510 CASES,BOXES,CRATES,SIM/PACKING	141	40426	92	3218
441520 BOX PALLETS& OTHER LOAD BOARD	4	13852	53	427
442190 OTHER,ARTICLES OF WOOD	31114	154017	16777	106563
450110 NATURAL CORK,RAW/SIMPLY PREPAR	2779	6531		1116
450190 WASTE CORK,CRUSHED,GRANULATED	522	7650	665	7471
450200 NATURAL CORK,BLOCK,PLATE,SHEER				2
450310 CORKS AND STOPPERS		87		75
450390 OTHER ARTICLE OF NATURAL CORK		62		43
450410 BLOCK PLATE SHEET,STRIP CORK	2209	16651	3790	21731
460290 OTH BASKET/WICKERWORK/LOOFAH	937	5722	137	2251
470100 MECHANICAL WOOD PULP	44728	473277	32806	471433
470200 CHEM WOODPULP,DISSOLVING GRADE	7142	98740	3809	112530
470311 CHEM WOODPULP UNBLECHED CONIFE	7657	592753	1879	741638
470319 CHEM WOODPULP UNBLE NON CONIFE		4147		11695
470321 CHEM WOODPULPSEMIBLEACH/BLEACH	337891	3255147	358165	3554685
470329 OTH CHEMWOODPULP BLE/SEMI-BLEH	304186	2830965	568435	3114165
470421 CHEM WOODPULP,S-BLE/BLE CONIFE		1		7970
470429 CHE W-PULP,S-BLE/BLE NON-CONIF	5495	217872	4578	282092

Contd.

10.11 Imports by Economic Categories (Detail)

(In Thousand Rupees)

ITEMS	MAY, 2015	FROM JULY, 2014	MAY, 2014	FROM JULY, 2013
470500 SEMI-CHEMICAL WOOD PULP	98088	867974	89568	853635
470620 PULP OF FIBRES DERI FROM W-SCR	18322	49637		20569
470691 PULP OTHER CELL MATERIAL MECH	71	71		
470693 PULP OBTAIN.COMBIN OF CHE/MECH				
470710 UN-BLEACHED KRAFT PAPER	38095	182543	21730	324241
470720 RECOVERED PAPER/PAPER BOARD BL		97		4630
470730 PAPER/PAPERBOARD MACHINE PULP	409	21136		4596
470790 WASTE & SCRAP OF OTHER PAPER	215253	1947036	160246	2034688
480100 NEWSPRINT,IN ROLLS OR SHEETS	569873	5502165	643146	4957478
480210 HAND-MADE PAPER & PAPERBOARD	295	787		1244
480220 PAPER/P-BOARD PHOTO-SENSITIVE	3306	7262	3061	3569
480240 WALL PAPER BASE	2	76		
480254 OTH PAPER & PAPERBOARD<40G/SQM	2535	75433	1532	67876
480255 OTH PAPER&PAPERBOARD>40-G/SQM	300734	2695054	189856	2313154
480256 OTH PAPER&PAPERBOARD IN SHEETS	63625	691859	22548	111676
480257 OTH PAPER WT 40-150 G/M2	57414	416317	36637	352962
480258 PAPER & BOARD WT>150G/M2	84062	631151	57873	350964
480261 OTH PAPER&PAPERBOARD IN ROLLS		632	449	5612
480262 OTH PAPER&PAPER BOARD IN SHEET	265921	2243114	142911	2095359
480269 OTH U-C CARBONISING BASE PAPER	1715	16287	810	16622
480300 TOILET FACIAC TISSUE/TOWEL ETC	23088	259866	33169	239240
480411 KRAFTINER UN COATED UN-BLEACH	85206	1310393	134710	1149880
480419 OTH KRAFTLINER UNCOAT ROL/SHET	106347	788018	85729	527813
480421 SACK KRAFT PAPER,UNBLEACHED	447762	4549658	432857	4105670
480429 OTH SACK KRAFT PAP UN-COT RISH	69	26504		40215
480431 OTH KRAFT P1BORD WT150G/SQMUNB	31300	323695	14799	315038
480439 OTH UNC K-P/BORD WT150G/SQMUB	20158	237087	11838	330737
480441 OTH KR.P/BORD W>150G<2259-UNBL	221	221		691
480442 OTH KRAFT 150-225G BLECH		21627	5944	18024
480449 OTH KRAFT PAPER IN ROCC/SEETS	9	3318	424	16415
480451 OTH KRAFT PAPER 225G ON BLEACH		5491		3372
480459 OTH KRAFT PAPER IN ROLL 225G	9956	90494		7501
480511 SEMI-CHEMICAL FLOUTING PAPER	23830	122224	22053	115585
480512 STRAW FLUTING PAPER		99		2684
480519 OTHER FLUTING PAPER	1205	393925	3384	172272
480524 TESTLINER BD WT150G/M2 OR LESS	8484	135960	16262	109269
480525 TESTLINER BOARD WT>150 G/M2	14488	171920	14725	206209
480530 WRAPPING PAPER,UNCOAT	9831	294328	14851	320306
480540 FILTER PAPER/PAPERBOARD,UNCOAT	530	18429	261	22208
480550 FELT PAPER/PAPERBOARD,UNCOATED		80		5263
480591 OTH P&P/ BOARD<150G UNCOATED	28763	266710	20276	271710
480592 OTH P&P/BOARD 150-225G UNCOAT	10959	158981	11945	90460
480593 OTH P & P BOARD<225G UNCOATED	9819	159732	12472	145710
480610 VEGETABLE PARCHMENT PAPER	13	7559	1321	10245
480620 GREASEPROOF PAPERS	2050	18462	1022	16664
480630 TRACING PAPERS	3200	27340	5121	24846
480640 CLASSINE/GLAZED TRANSPA PAPER	7209	124578	19202	79925
480700 COMPOSITE P/BOARD STICKING FLA	9151	55891	7222	48977
480810 CORRUGATED P&P/BOARD PERFORTE		749	376	1472
480840 SACK KRAFT PAPER CREPED/EMBOSD	1413	7132	905	3782
480890 OTH PAPER,CREPED/EMBOSED/PERF	4951	41985	4969	40408
480920 SELF COPY PAPER	24735	396353	49229	344475
480990 OTH COPYING / TRANSFER PAPERS	6247	42082	3504	30792
481013 P&P/BOARD FOR WRITING/PRINTING	151271	1235996	100312	1519650
481014 P&P/B IN SHEET 1-SIDE<435/297M		1903		
481019 OTH PAPER&PAPERBOARD IN SHEET	39722	610805	55617	886234
481022 LIGHT WEIGHT COATED PAPER	6393	15936		12554
481029 OTH LIGHT WEIGHT COATED PAPER	295430	3315805	265794	1253003

Contd.

10.11 Imports by Economic Categories (Detail)

(In Thousand Rupees)

ITEMS	MAY, 2015	FROM JULY, 2014	MAY, 2014	FROM JULY, 2013
481031 KRAFT PAPER&BOARD WT 150G/M2		1201		2159
481032 KRAFT PAPER&P/BOARD WT>150G/M2		47505	4008	45867
481039 OTH KRAFT PAPER&P/BOARD BLEACH	71	8887	219	13396
481092 OTH PAPER&P/BOARD MULTI-PLY	832867	9851017	733727	6841052
481099 OTH PAPER&P/BOARD COATED	13694	294231	20949	225684
481110 P&P/BOARD,TARRED,BITUMINISED		6512	266	3765
481141 GUMMED ADHESIVE PAPER & BOARD	209942	1310475	78619	1503702
481149 OTH GUMMED/ADHESIVE P&P/BOARD	27499	216162	4740	125910
481151 PAPER&PAPER BOARD PLASTIC COAT		197		75
481159 OTH P&P/BOARD PLASIC COAT.	329975	2795398	383164	3152469
481160 P&P/BOARD COATED WAX COVERED.	73946	547608	31540	697401
481190 OTH P&P/B CELLULOSE WADDING	165260	1479037	126508	1303993
481320 CIGRETTE PAPER IN ROLL WTH SCM	62083	653361	75168	717669
481390 OTH CIGARET PAPER,BOOKLET/TUBE	82479	687944	33138	538024
481420 WALL PAPER COVERD WITH GRANITE	15927	146852	9095	72148
491199 OTHER, PRINTED MATTER	8724	636821	27155	396038
500100 SILK-WORM COCOONS FOR REELING		1637		
500200 RAW SILK (NOT THROWN)	7459	105209	8892	69517
500300 SILK WASTE, YARN WASTE&G-STOCK		2595	490	2614
500400 SILK YARN,NOT RETAIL SALE	28377	311330	61901	413522
500500 YARN SPUN FROM SILK,WASTE NRS	31441	515046	35837	448873
500790 OTHER SILK FABRICS	107846	2290281	108255	880444
510111 SHON WOOL GREASY	738	11183	7639	26103
510119 OTHER GREASY FLEECE WSHED WOOL	71400	464185	68537	311886
510121 SHORN WOOL, DEGREASED		7200	7013	15622
510129 OTHER DEGREASED WOOL NOT CORBO		34113	3363	14493
510130 CARBONISED WOOL	13482	99804	9982	151033
510219 OTH FINE ANIMAL HAIR KASHMIR		10081		743
510220 COARSE ANIMAL HAIR		788		
510510 CARDED WOOL		1500	276	3513
510521 COMBED WOOL IN FRAGMENTS				2481
510529 OTHER WOOLTOPS&COMBED WOOL	7107	26571		42425
510531 FINE ANIMAL HAIR,CARDED/COMBED		19723		22843
510539 OTH F-ANIMAL HAIR,CARD/COMBED		65		
510610 YARN OF CARDED WOOL 85% WT WOL	33429	291023	19984	281146
510620 YARN OF CARDED WOOL<85% W WOL	15821	194968	9207	157717
510710 YARN OF COMBED WOOL-WOOL=/>85%	2839	63576	2062	30255
510720 YARN OF COMBED WOOL-WEIGHT<85%	51	26279		6329
510910 YARN OF WOOL /ANIMAL HAIR 85%>	239	2717	453	453
511300 WOV. FAB. COARSE ANIMAL HAIR.				1351
520100 COTTON, NOT CARDED OR COMBED.	4088001	31224512	2377861	55938199
520210 YARN WASTE(INCL.THREAD WASTE)	4539	25440	4726	23991
520299 OTHER COTTON WASTE	14490	198513	11791	114275
520300 COTTON, CARDED OR COMBED.	4	7575	4206	8908
520411 COTTON SEWING THREAD 85%/MORE		202		1302
520419 OTH COTTON SEWING THREAD 85%>		5449	794	6847
520420 COTTON SEWING THREAD,RETL SALE	162	1284		5252
520511 SIN.COT.YAR.U.COM.FIB.D-714.29	40003	298500	63336	820714
520512 S-COT.YARN UCF.D-232.56-714.29	72955	668532	45941	1411493
520513 S-COT.YARN UCF.D-192.31-232.56	14168	161528	26227	548580
520514 S-C. YARN UCF D-125.00-193.31.	8781	54880	906	13932
520515 S/C YARN UCF.D< 125.00-193.31.		53296		232353
520521 S/C YARN COM.FIB D-714.29/MORE	3723	3723	7242	56400
520522 S/C YARN LF.DX.232.56-714.29	22885	562106	43150	961179
520523 S/C.YARN LF.DX.192.31-232.56		22956		392473
520524 S/C YARN COM.FIB.125-192.31-DX	203	50753	49316	554706
520526 S/C YARN LF. DX. 106.30-125.		278535	37807	208585
520527 S/C YARN COM.FIB.106-36-125-DX	365281	2474863	75181	2936268

Contd.

10.11 Imports by Economic Categories (Detail)

(In Thousand Rupees)

ITEMS	MAY, 2015	FROM JULY, 2014	MAY, 2014	FROM JULY, 2013
520528 S/C YARN COMBED FIB.< 83.33-DX	263046	2782095	85592	2824959
520531 MUL/CAB.C/Y.ULF.>714.29DECITEX	26805	86358	39581	1382387
520532 MUL/CAB C/Y ULF.232.56-714.29D	2191	15216	1737	72976
520533 MUL/CAB.C/Y ULF.192.31-232.56D				399
520534 MUL/CAB.C/Y ULF.125-192.31 DX.				64452
520535 MUL/CAB.C/Y UN.COM.FIB<125.DX.	11153	244280	100456	1364172
520541 MUL/CAB.C/Y COM.FIB>714.29DX				133
520542 MUL/CAB.C/Y CF.232.56-714.29DX	8175	100827	688	35414
520543 MUL/CAB.C/Y CF.129.31-232.56DX		103		
520544 MUL/CAB.C/Y C.FIB-125-192.31DX		6477		14438
520547 MUL/CAB C.Y CF.83.33-106-38 DX		4536	24969	49770
520548 MUL/CAB.C/Y COM.FIB.< 83.33.DX		68259		48555
520611 S/C YARN UN COM. FIB>714.29 DX	18226	123638	639	80176
520612 S/C YARN UN.COM. FIB.<71429.DX	12745	81822	13859	38881
520613 S/C.YARN UN.COM.FIB.<832.56DX.				2702
520614 S/C YARN UN.COM.FIB.<192.31DX				3044
520615 S/C YARN UN.COM. FIB.<125DX.		969		975
520621 S/C YARN COMBED FIBRE 714-29DX				221
520622 S/C YARN COMBED FIB.<714.29DX		578		7085
520623 S/C YARN COMBED FIB.<232.56DX				16522
520625 S/C YARN COMBED FIB<125 DX	8468	8468		
520634 MUL/CAB C/Y UCF <192.31,125DX				252
520635 MUL/CAB C/Y UN-COM F/B<125DX		10290		23461
520642 MUL/CAB C/Y CF<714.29,232.56D				96
520710 C/Y CON>85 % WT OF COT PER-SAL	17	1149		120
521225 OTH W-FAB COT PRINTED>200G/SQM		1756		1588
530110 FLAX, RAW OR RETTED				16089
530121 FLAX,BROKEN OR SCUTCHED N-SPUN	9131	33087		18286
530129 OTH, FLAX,HACKLED NOT SPUN	16456	151103	10738	41551
530310 JUTE/OTH TEXT BAST FIB RAW/RET	217131	3857534	159190	4156734
530390 OTH, WASTE OF JUTE&TEXTILE FIB	2086	47367		30148
530500 COCONUT,ABACA RAMIE,RAW/PROCE	28549	147549	12650	414025
530610 SINGLE FLAX YARN	117	80806	17216	106809
530620 MULTIPLE OR CABLED YARN		2838		1326
530710 SINGLE,YARN OF JUTE OR OTH FIB	1467	75805	7302	235862
530720 MULTIPLE OR CABLED YARN(RAMIE)		45406	1298	25717
530810 COIR YARN	6676	41735	2429	36848
531100 WOV FAB OF OTH VEG TEX FIB		2279		2427
540110 SEWING THREAD SYTHA FILAMENT	42151	534938	89383	872616
540120 SEWING THREAD ARTIFICIAL FILAM	230095	1901867	177387	1716351
540211 HIGH TENANCITY YARN OF ARAMIDS		25568		6286
540219 OTH HIGH TENANCITY NYLON YARN	4711	50128	283	11137
540220 HIGH TEN YARN OF POLYESTERS	647	64903	5343	21273
540231 FILAMENTS YARN NYLON POLY 50	155138	1229705	165189	1255258
540232 FILAMENTS YARN NYLON/OTH POLY	6165	138224	23200	267189
540233 FILAMENTS YARN OF POLYESTERS	2166922	19222443	1622096	20512396
540234 TEXTURED YARN OF POLYPROPYLENE	14974	165675	16909	113986
540239 OTH, SYNTHETIC FILAMENTS YARN	23528	342070	55075	398084
540244 OTH YARN SINGLE UN-TWIST/TWIST	399437	4587244	292338	4236536
540245 ELASTOMERIC YARN OF NYLON	52763	633674	56085	633492
540246 ELASTOMERIC YAR,POLY-PARTIALLY	3998	57205	5044	49638
540247 ELASTOMERIC YARN OF POLYESTERS	665755	5969446	634590	5359502
540248 O-ELASTOMERIC OF SPANDEX/LYCRA	16151	80092	6299	48596
540249 OTH,YARN,SINGLE,50 TURNS/MTR	41	143653	77786	473925
540251 OTH S/Y TWIST>50/M NYLON,POLYA	2512	27468	4352	30429
540252 OTH S/Y TWS>50/M OF POLYESTER	44568	375230	30497	467336
540259 OTH S/Y TWS>50M OF OTH POLYEST	50	20918	91	81767
540261 OTH Y-MULTIPLE/CAB NYLON/POLYM	16224	89093	71118	545146

Contd.

10.11 Imports by Economic Categories (Detail)

(In Thousand Rupees)

ITEMS	MAY, 2015	FROM JULY, 2014	MAY, 2014	FROM JULY, 2013
540262 OTH Y-MULTI/CAB OF POLYESTER	98652	986914	74633	724471
540269 OTH Y-MULTI/CAB NOT RETAIL SAL	6089	117142	11004	32873
540310 HIGH TENACITY YARN OF VISCOS		245		1
540331 OTH Y/S UN-TWST VISCOSE RAYON	943258	9280759	980783	9099389
540332 OTH Y/S VIS RAY >120TURNS/MTRS	538334	4390626	213299	2707331
540333 OTH YARN,SINGLE CELLULOSE ACET	209	37121		31175
540339 OTH ARTIF FILAMENT YARN SINGL	91676	594281	64519	499507
540341 OTHER YARN OF VISCOSE RAYON	2978	36049	6556	131961
540349 OTH ARTI FILAMENT YRN VIS RAYO		3007	352	4340
540411 ELASTOMERIC SYN-MONOFILAMENT	355	23931	10141	44634
540412 OTH MONOFILAMENT OF POLYPROPYL		23016		13386
540419 OTH SYN MONOFILAMENT OF 67-DEX	13342	142210	6118	103603
540490 OTH SYNTH YARN & SYNTH TEX MAT	23426	108798	1176	153146
540500 ARTIFICIAL MONOFILAMENT67D/MORE		499		
540834 OTH WOV FAB ART.FIL YARN PRINT		272		8
550110 SYN FIL TOW NYLON/OOPOLYAMIDES				203
550120 SYN FILAMENT TOW OF POLYESTERS	7047	58869	13958	97748
550130 ACRYLIC OR MODACRYLIC	381319	3233116	261323	3268841
550190 SYNTHETIC FILAMENT TOW,N.S.		25430	11339	80854
550200 ARTIFICIAL FILAMENT TOW	305162	4192011	323870	4180335
550311 SYN STAPL FIB OF NY OF ARAMIDS	6531	38019		16859
550319 OTH SYN STSPL FIB NOT CARD/COM	3172	175810	30413	141567
550320 SYN STA FIB POLYESTER N-CRD/CD	1272303	15021387	1379461	13338434
550330 SYN STA FIB ACRYLIC N-CRD/COMD	366668	3534750	192014	2878855
550340 SYN STAFIB POLYPROPYLENE N-C/C		8425		
550390 SYN STAPLE FIB NOT CARDED/COMB	20513	93048	3136	30609
550410 ART-STA FIB VIS RAYON N-CRD/CO	1242073	16745614	1557505	12650764
550490 OTH ART STAPLE FIB NOT CARDED	339557	5198731	517230	3725187
550510 WASTE SYNTHETIC FIBRES		8276		4460
550520 WASTE ARTIFICIAL FIBRES		3929		
550610 SYN STA FIB CRD,COM SPIN NYLON		31369		501
550620 SYN STA FIB CRD,COM SPN POLYES	33484	295213	29360	379793
550630 ACRYLIC FIBRES CARDED/COMBED		1561	21810	44583
550690 SYNTHETI FIB CARDED/COMBED NS		1024	293	351
550700 ARTIFI STAPLE FIB CARDED/COM		395	251	1302
550810 SEWING THREAD SYN STAPLE FIBRE	3666	33273	7415	104850
550820 SEWING THREAD ART STAPLE FIBRE		49419	11341	128455
550911 S/Y STA FIB 86% WT NYLON	34124	624705	47188	557232
550912 MULTI CAB YRN SYN FIB NYL 85%W		232	696	127805
550921 S/Y SYN STA FIB 85% WT POLYSTR	394286	4860695	419092	4864074
550922 MULTI STA FIB 85% W POLYESTER	136250	1183761	78237	715993
550931 SINGLE YARN85% OR MORE ACRYLIC	28380	222715	26536	240475
550932 MUL/CAB YARN 85% ACRYLIC FIB	174800	1254778	79421	557368
550941 SINGLE YARN 85% WT SYN STA FIB	9996	97748	4425	72777
550942 MUL/CAB YARN SYN STA FIB 85%WT	592	1338	1155	3592
550951 O/YRN POLYES STA FIB MIX ARTIF	314077	2953276	98362	1561020
550952 O/YRN MX WITH WOOL/FINE A-HAIR				1166
550953 OTH YRN OF POLYESTER MIX COTTN	1329	29316	25526	59671
550959 OTH YRN OF POLY STAPLE FIBRE	60012	430823	23441	354839
550961 O/YRN OF ACRYLIC S-FIB MX WOOL		83506	17147	82242
550962 OTH YARN ACRYLIC MIX COTTON	4	4225		
550969 YARN ACRYLIC FIB NOT FOR R-SAL	58864	504913	32690	640528
550999 OTH YARN SYN FIB NOT FOR R-SAL	9308	108606	15811	90972
551011 S/YRN ART STA FIB>85% STAPLE-F	97972	1107451	62379	870777
551012 MUL/CAB YARN ART STA FIB>85%W		35111		26878
551030 O/YRN ART STA FIB MIX COT-NRS		17		
551090 O/YRN ATT STA FIB<85%ART ATA-F		4925	14773	85151
551110 YARN 85%MORE OF SYN STAP FIBRE				1600

Contd.

10.11 Imports by Economic Categories (Detail)

(In Thousand Rupees)

ITEMS	MAY, 2015	FROM JULY, 2014	MAY, 2014	FROM JULY, 2013
551120 YARN<85% BY WT SYN STAP FIBRE		18990		8754
560290 OTH FELTS,NOT IMPREGNATE,COAT	19690	177069	44155	146698
560311 N-WOVNS, M-MADE FILA>25G/SQM	51787	774347	21400	633463
560312 N-WOV,M-MAD FIL>25G/SQM>70GSQM	104039	1049546	110847	794114
560313 N-WOVNS,M-MAD FIL>70G/SQM>150G	61219	363054	25537	378148
560314 N-WOV,M-MAD FLAME WT>150G/SQM	37928	200470	17033	183133
560391 OTH NONWOVENS, WT>25 G/SQM		4209	391	4887
560392 OTH N-WOV,WT>25G/SQM>70 G/SQM	5297	43622	4174	66243
560393 OTH,NON WOVEN>70G/SQM>150G/SQM	3706	33945	3972	43685
560394 OTH,N-WOVEN WEIGHING>150G/SQM	219210	2070143	235380	1574908
560410 RUBBER THREA AND CORD,TEX COVE	181	28429	9194	65971
560490 OTHER,TEXTILE COVERED MATERIAL	10784	116436	18300	106260
581099 OTH TEXTILE MATERIAL.	626	1463		64552
581100 QUILTED TEXTILE PRODUCT PIECE.	6067	47538	7187	62678
590110 TEX FAB.GUM COATED/AMYLAC,SUBS	2300	32049	5936	56243
590290 OTH,TYRE CORD FAB YARN VIS-RYN		1758		74
590310 TEX.FAB.IMP,COV/LMTD PICAL.	122043	1367757	118514	1117907
590320 TEX.FAB.IMP,COATED,POLYURETHAN	148828	1752573	120908	1122167
590490 OTH FLOOR COVERINGS, LINOLEUM	2676	2830		
590500 TEXTILE WALL COVERINGS.		98		79
590610 ADHESIVE TAPE < 20 CM	1537	33439	1806	28249
590691 RUBBERISED TEX FAB,KNIT/CROCH		7948	9512	25687
590699 OTHER,RUBBERISED TEX FAB,N.S	6662	106025	10111	231172
590700 TEXTILE FABRICS O/W IMPG/COATD	25260	228552	20948	361522
630800 SETS OF WOVEN FABRICS AND YARN		35		253
630900 WORN CLOTHING&OTH WORN ARTICLE	1206459	11524129	1718087	16925335
631010 USED&NEW RAGS,SCRAP,TWINE,ETC	1140	3714		7304
640590 OTHER FOOTWEAR	6911	96708	11365	108326
640610 OTH PARTS OF FOOTWEAR N.S.	8758	67067	39	19874
640620 OUTER SOLE/HEEL OF RUB/PLASTIC	33689	158847	19411	146047
640690 PARTS OF FOOTWEAR/OTH MATERIAL	2159	33684	8474	94008
650100 HAT-FORM/BODY,HOODS OF FELT		243		23
700800 MUL-WALLED INSULATE UNIT GLASS	1223	97772	6560	54862
700910 REAR VIEW MIRRORS FOR VEHICLES	5082	57839	7912	43047
700991 UNFRAMED GLASS MIRRORS	58884	664332	58051	625461
701399 O-GLASSWARE INDOOR DECORATION	249582	2170392	156152	1465124
701890 OTH GLASS ART O/T IMI-JEWELERY	16103	82921	3806	54873
701911 SILVER/ROVINGYARN C/STAND=50MM	152	1964		1156
701912 ROVINGS	8808	114527	27700	88698
702000 OTH ARTICLES OF GLASS	4913	44358	2270	88334
710121 CULTURED PEARLS UNWORKED				99
710239 OTH NON-IND DIAMOND WORK,N-MOU				80
710310 UN-WORKED/SIMPLY SAWN PRE-STON	373	25357	2287	6682
710399 OTH SEMI/PRE STONES WORKED N.S		42	86	5067
710590 OTH DUST/POWDER NAT SYN PRE ST		31		279
710610 SILVER POWDER		6		6
710691 SILVER UNWROUGHT	27	441653		615119
710692 SEMI-MANUFACTURED SILVER	9972	81995	11860	99957
711019 OTH PLATINUM OTH SEM MFG FORM		3081		100
711049 OTH MET-PLAT GRUD/ALOY S-MED F		225		13
730890 OTH STRUCTURE OF IRON OR STEEL	556313	5302719	314213	3397356
730900 RESERVATORS,TANKS,VATS SIMICONT	6658	156271	54788	180105
731010 TANKS,CASKS,DRUMS,CANS,BOX>50	2778	14671	17318	69203
731021 CAN,CLOSED BY SOLD/CIMP CAP<50	4253	81071	12093	106811
731029 OTH TANK,CASK,DRUM,BOX CAP<50	48036	815841	60871	574885
761090 ALUM STRUCTURE & PARTS N.E.S.	38809	600111	36692	148106
761100 ALUM RESERVOIRS,TANKS VATS ETC		162		213
761210 COLLAPSIBLE TUBULAR CONTA ALUM	3039	28316	2929	29383

Contd.

10.11 Imports by Economic Categories (Detail)

(In Thousand Rupees)

ITEMS	MAY, 2015	FROM JULY, 2014	MAY, 2014	FROM JULY, 2013
761290 OTH CASKS,DRUM,CAN,BOXES ALUMI	244719	1862256	291965	1804161
890800 VESSELS&F-STRU FOR BREAKING UP	7201021	58143972	4166137	72396244
900110 OPTICAL FIB,OPTI FIB BUNDLES	41168	348306	19602	265183
900120 SHEET,PLATE OF POLARISING MATE		431		1612
900130 CONTACT LENSES.	4248	16724	5667	15281
900140 SPECTACLE LENSES OF GLASS.	4022	42193	2481	31491
900150 SPECTACLE LENSES OTH MATERIAL	5081	30900	2321	9006
900190 OTH LENSES, PRISMS, MIRRORS	1391	7890	3307	12163
900211 OBJETIVE LENSE CAMRA/PROJECTOR	409	4504	27	5799
900219 OTHER OBJECTIVE LENSES.	1376	7441	78	2047
900220 FILTERS FOR OBJECTIVE LENSES		464		390
900290 OTH,MOUNTED OPTICAL ELEMENTS	2118	33724	6910	16942
900311 FRAMS,MOUNTINGS OF PLASTICS	516	9806	339	5812
900319 FRAM,MOUNTING OF OTH MATERIAL	9330	62315	3191	28741
900390 PART FOR FRAMES&MOUNT SPECATLE	97	243		244
900410 SPECTACLES,GOGGLES SUNGLASSES	38611	287404	31593	219973
900590 PARTS/ACCESSORIE OF BINOCULARS	2866	19816	714	1221
900630 CAMERA USED IN UNDERWATE SURVY		15		82
900640 INSTANT PRINT CAMERAS		412		5871
900651 CAMERA(SLR) FOR FILM WD!>35MM		560		
900653 OTH CAMERA ROLL FILM OF35MM				346
900659 OTH CAMERA PHOTOGRAPHIC		10078		300
900661 DISCHARGE LAM FLASHLIGHT APPAR	66	939		136
900669 OTH PH-GRAPHIC FLASHLIGHT APPA	73	1308		5484
900691 PARTS,ACCE PHOTOGRAPHIC CAMERA	881	7943	116	2858
B. CAPITAL GOODS TOTAL	35781905	350913146	28892136*	274923681
250100 SALT/PURE SODIUM CHLORIDE	2970	38619	2472	30340
250300 SULPHUR OF ALL KINDS	68544	709940	94445	945450
250410 NATURAL GRAPHITE OF ALL KINDS	5468	82200	4118	78273
250490 OTHER,NATURAL GRAPHITE		1523		246
250510 SILICA SANDS AND QUARTZ SANDS	1202	14929	493	16334
250590 OTHER NATURAL SANDS	386	26388	59	13544
250610 QUARTZ (O/T NATURAL SANDS)	301	3478		6653
250620 QUARTZITE ROUGHLY TRIMMED		254		3029
250700 KAOLIN & OTH KAOLIN CLAYS	78996	617142	67668	697832
250810 BENTONITE	10645	88837	6291	68466
250830 FIRE-CLAY	2444	6998		10588
250840 OTHER CLAYS	4101	72553	3637	47396
250860 MULLITE		4092		
250870 CHAMOTTE OR DINAS EARTHIS		1464		
250900 CHALK	9003	113276	20495	127747
251110 NATURAL BARIUM SULPHATE	2649	32973	8835	193511
251200 SILICEOUS FOSSIL MEALS	3481	22026	3456	26757
251310 PUMIC STONE W/NOT HEAT TREATED	2700	60490	10445	58493
251320 EMERY,NATURAL CORUNDUM,GARNET	1785	42289	3217	48831
251511 MARBLE/TRAVERTINE,CRUDE ROUGH	23048	178264	52971	242430
251512 MARBLE,TRAVERTINE,MERELY CUT	1245	4200	1068	9689
251611 GRANITE,CRUDE/ROUGHLY TRIMMED	1956	19707	44	11301
251612 GRANITE,MERELY CUT,BY SAWING	2592	6109		697
251620 SANDSTONE,CRUDE/ROUGHLY TRIMED	2359	3561		3429
251690 OTH MONUMENTAL BUILDING STONE		1828	414	2725
251710 PEBBLES,GRAVEL/CRUSH STONE ETC	360	2860	276	703
251741 GRANULES,CHIP & POWDER,MARBLE	991	6194		5979
251749 OTH GRANULE,CHIPPING & POWDER		1706		3728
251810 DOLOMITE, NOT CALCINED				1260

Contd.

10.11 Imports by Economic Categories (Detail)

(In Thousand Rupees)

ITEMS	MAY, 2015	FROM JULY, 2014	MAY, 2014	FROM JULY, 2013
251830 DOLOMITE RAMMING MAX	1393	9982	1587	3245
251990 OTH FUSED MAGNESIA,DEAD BURNED	7755	103759	6871	104039
252010 GYPSUM; ANHYDRITE	2762	37799	5399	38740
252020 PLASTERS OF CALCINED GYPSUM		4279		3367
252210 QUICKLIME		370		165
252220 SLAKED LIME	22	2614		2924
252230 HYDRAULIC LIME		29		50
252310 CEMENT CLINKERS	4938	14597		2525
252321 WHITE PORTLAND CEMENT	169	392	401	1935
252329 OTHER PORTLAND CEMENT	290576	1098857	66386	452692
252330 ALUMINOUS CEMENT(CEMENT FONDU)	273	2388	751	16615
252390 OTHER HYDRAULIC CEMENTS	95475	454363	19042	435878
252410 ASBESTOS CROCIDIOLITE		2293		
252490 OTHER ASBESTOS	46288	348602	2684	228150
252510 CRUDE MICA,MICA RIFTED SHEETS				69
252520 MICA POWDER	57	4599		6915
252610 NATURAL STEATITE,NOT CRUSHED	4927	2375894	272024	2897835
252620 NATURAL STEATITE,CRUSH/POWDER	1366	29108	2232	20873
252800 NATURAL BORATES & CONCENTRATES		94		
252910 FELDSPAR	91	131		219
252921 FLUORSPAR<97% CALCIUM FLORIDE	36	36		
252922 FLUORSPAR>97% CALCIUM FLORIDE	80	9503		4941
253010 VERMICULITE,PERLITE CHLORITES		3127		1754
253090 OTHER,MINERAL SUBSTANCES	44891	352693	11989	328129
260111 IRON ORES,CONCEN,NON-AGGLOMERT		2763611		1128469
260112 IRON ORES CONCEN,AGGLOMERATED				67
260200 MAGANESE ORES & CONCENTRATES		117194		
260300 COPPER ORES AND CONCENTRATES		43		
260400 NICKLE ORES AND CONCENTRATES		111		
260700 LEAD ORES AND CONCENTRATES	312	6876	1087	10263
261000 CHROMIUM ORES AND CONCENTRATES	1768	19179		40710
261400 TITANIUM ORES & CONCENTRATES	4300	29732	2268	24074
261510 ZIRCONIUM ORES AND CONCENTRATE		5351		8106
261710 ANTIMONEY ORES AND CONCENTRATE				41
261800 GRANULATED SLAG M/G IRON,STEEL	20292	197841	16294	17017
261900 SLAG,DROSS OTH WASTE,IRN/STL		34213	21295	73666
262011 HARD ZINC SPELT MAINLY OF ZINC	945	10120		1783
262019 OTH,ASH&RESIDUE C/MAINLY ZINC	3017	40141	11764	30224
262040 ASH&RESIDUE MAINLY OF ALUMNIUM	438	438		10513
262099 OTH ASH&RESIDUE CANTAIN METAL	181	181		630
262190 OTH SLAG &ASH,RESIDUES M-WAST	4753	20418		6513
270111 ANTHRACITE NOT AGGLOMERATED		2336		6045
270112 BITUMINOUS COAL,NOT AGGLOMERAT				171574
270119 OTHER COAL,NOT AGGLOMERATED	4327227	47835966	2641433	25622051
270120 BRIQUETTES SIMILAR SOLID FUEL		72		1184
270210 LIGNITE NOT AGGLOMERATED		3110		3234
270300 PEAT INCLPEAT LITTER	3170	13334		7366
270400 COKE/SEMI OF COAL,RETORT CARBN	338295	2711114	427075	4268837
270500 COAL GAS,WATER GAS,SIMILAR GAS		404		469
270600 TAR FROM COAL/LIGNITE/PEAT ETC	17650	32496		3387
270710 BENZOLE (BENZENE)				44950
270730 XYLOLE (XYLENES)	199275	1817582	170153	2013035
270740 NAPHTHALENE				7620
270750 OTH STOCK FOR CARBON BLACK	75438	356547	16090	371086
270791 CREOSOTE OILS		1611		65
270799 OTH OIL /PROD DISTLION COALTAR		1119722	28331	702424
271019 KEROSENE,INCL KER.TY. JET FUEL	1186327	12978034	1348471	11348161
271129 OTH GAS HYDROCARBON GAS STATE		4285		6708

Contd.

10.11 Imports by Economic Categories (Detail)

(In Thousand Rupees)

ITEMS	MAY, 2015	FROM JULY, 2014	MAY, 2014	FROM JULY, 2013
271210 PETROLEUM JELLY	12860	224786	30779	190078
271220 PARAFIN/WAX,CONT WT<0.75%OIL	36925	331446	34977	285153
271390 OTH RESIDUE PETROLEUM BITUMEN		3282		1004
271410 BITUMEN OIL SHALE & TAR SANDS				35329
271500 BITUMEN MIXTURES,NATURAL	2516	51922	8476	361422
280110 CHLORINE	7248	7248		1093
280120 IODINE	40794	272007	35540	368731
280200 SULPHUR,SUB/PRE COLLI.SULPHER		5319	833	12256
280300 CARBON(INCL CARBON BLACK)NES	197377	1203385	138134	1136620
280410 HYDROGEN.	139	30336		6874
280421 ARGON	6536	52514	4066	56759
280429 OTHER, RARE GASES.	7020	86696	10649	137002
280430 NITROGEN	4515	7041		1939
280440 OXYGEN	820	2006		20073
280450 BORON, TELLURIUM		5		261
280461 SILICON CON & 99.99% BY WEIGHT		10759		15057
280469 OTHER SILICON	2815	17058	3236	33130
280470 PHOSPHORUS	10672	74402	7557	55531
280480 ARSENIC		13470		11923
280490 SELENIUM	1557	134731	9243	132812
280511 SODIUM		2	264	264
280512 CALCIUM		7977	361	361
280519 OTHER ALKALI METALS	384	27828	28	21417
280540 MERCURY	28	24488	4237	8004
280610 HYDROGEN CHLORIDE (HCL ACID)	61	3457		1947
280620 CHLOROSULPHURIC ACID		2		
280700 SULPHURIC ACID; OLEUM	32	1813		2648
280800 NITRIC ACID;SULPHONITRIC ACIDS	12483	115379	6730	130160
280910 DIPHOSPHORUS PENTAOXIDE	906	6465		4589
280920 PHOSPHORIC/POLPHOSPHORIC ACIDS	3620108	25878434	2266913	20792434
281000 OXIDES OF BORON;BORIC ACIDS	17775	223188	18149	205611
281111 HYDROGEN FLUORIDE	1508	9268	862	5784
281119 OTHER INORGANIC ACIDS.	18762	129180	12329	130348
281121 CARBON DIOXIDE	559	133411	17802	244418
281122 SILICON DIOXIDE (SILICA)	63366	656154	52844	576013
281129 OTH INORGANIC OXYGEN COMPOUNDS	528	14074	732	18237
281210 CHLORIDES AND CHLORIDE OXIDES		76		158
281290 OTH HALIDE/HALIDE OXIDES	8651	19515	3360	20937
281310 CARBON DISULPHIDE		13		
281390 OTH SUPHIDE OF NON-METALS				9061
281410 ANHYDROUS AMMONIA		2691	29	2578
281420 AMMONIA IN AQUEOUS SOLUTION	6127	17199	467	112650
281511 SODIUM HYDROXIDE SOLID	19646	146563	14391	75799
281512 SODIUM HYDROXIDE AQUEOUS SOL	2351	4540	13426	14949
281520 POTASSIUM HYDROXIDE (CAUSTIC)	56181	370722	29470	271865
281530 PEROXIDES OF SODIUM/POTASSIUM		3960	44	52
281610 HYDROXIDE/PEROXIDE OF MAGNESUM	5728	47010	6706	46557
281640 STRONTIUM,OXIDE,H-OXIDE,PEROXI	156	2492		17
281700 ZINC OXIDE;ZINC PEROXIDE	22171	232201	20574	185405
281810 ARTIFICIAL CORUNDUM NOT DEFIN	2962	28671	4103	37953
281820 ALUMINIUM OXIDE O/T ARTIFICIAL	23773	238222	14266	136773
281830 ALUMINIUM HYDROXIDE	38163	404422	33675	450008
281910 CHROMIUM TRIOXIDE	25628	154737	13295	121748
281990 OTH,CHROMIUM OXIDES&HYDROXIDE	4901	10942		12116
282010 MANGANESE DIOXIDE	5429	28639	3685	33831
282090 OTHER, MANGANESE OXIDES	2124	18693		1917
282110 IRON OXIDES AND HYDROXIDES	47368	498227	61328	365900
282200 COBALT OXIDE & HYDROXIDE	7841	69570	1232	62925

Contd.

10.11 Imports by Economic Categories (Detail)

(In Thousand Rupees)

ITEMS	MAY, 2015	FROM JULY, 2014	MAY, 2014	FROM JULY, 2013
282300 TITANIUM OXIDES.	14581	231705	17668	234080
282410 LEAD MONOXIDE(LITHARGE,MASICOT	4984	27510		12507
282490 OTHER, LEAD OXIDES		1269		807
282510 HYDRAZINE,YDROXYLAMINE SALT	13669	78488		76359
282520 LITHIUM OXIDE AND HYDROXIDE	2795	10970		10166
282530 VANADIUM OXIDES AND HYDROXIDES	395	9123		34909
282540 NICKEL OXIDES AND HYDROXIDES		6986		1969
282550 COPPER OXIDES AND HYDROXIDES		612		11615
282560 GERMANIUM OXID/ZIRCONIUMDIOXID		2		
282570 MOLYBDENIUM OXIDES/DIOXIDES		439		65
282580 ANTIMONY OXIDES		52440		100584
282590 OTH INORGANIC BASE/METAL OXIDE	611	41492	599	13303
282619 OTHER, FLOURIDES	6129	31969	5885	25208
282630 SODIUM HEXAFLOROALUMINATE	818	969		2078
282690 OTHER,COMPLEX FLUORINE SALTS	1168	10751	1318	20157
282710 AMMONIUM CHLORIDE	14637	65772	2487	64724
282720 CALCIUM CHLORIDE	6070	78415	17299	50315
282731 CHLORIDES OF MAGNESIUM	2611	24789	1161	18638
282732 CHLORIDES OF ALUMINIUM		39160		3233
282735 CHLORIDES OF NICKEL	518	27629	1676	25309
282739 OTHER CHLORIDES:	3272	136664	7326	62064
282741 CHLORIDE OXIDE/HYDROXIDE COPER		630		
282749 OTH CHLORIDE OXIDE/HYDROXIDES		1416		1148
282751 SODIUM POTASIUM BROMOMIDES		6734		3407
282759 OTH BROMIDE/BROMIDE OXIDE	42024	54216		8607
282760 IODIDES AND IODIDE OXIDES	7351	31501	3281	35774
282810 COM CAL HYP (BLEACHING POWDER)		8		959
282890 OTH HYPOCHLORITES/HYPOBROMITES	5345	47718	4692	29169
282911 CHLORATES OF SODIUM	1306	24808		6783
282919 OTH CHLORATES/PERCHLORATES	29513	454899	31552	485464
282990 OTH BROMATES/PERBROMATE/IODATE	21	46610	21	7659
283010 SODIUM SULPHIDES	62161	944231	28291	745412
283090 OTH, SULPHIDES, POLYSULPHIDES		2940	553	9566
283110 SODIUM DITHIONITE,SULPHOXYLATE	110404	1124799	54483	924765
283190 OTH DITHIONITE & SULPHOXYLATE	77298	601328	53828	581328
283210 SODIUM SULPHITES(NEUTRAL)	46060	391161	43078	332133
283220 OTHER SULPHITES	62	11461	3978	5380
283230 THIOSULPHATES	54	7375		9758
283311 DISODIUM SULPHATE	117755	1269079	73809	945665
283319 OTHER SODIUM SULPHATES	4137	37119	372	19061
283321 MAGNESIUM SULPHATE(EPSOM SLATE	973	18740	2270	12429
283322 SULPHATES OF ALUMINIUM	7778	82523	1068	50432
283324 SULPHATES OF NICKLE	7275	66030	6800	80731
283325 SULPHATES OF COPPER	12928	118783	9547	89585
283327 SULPHATES OF BARIUM	12041	61427	5412	62795
283329 OTHER SULPHATES	189505	1542606	211282	1086073
283330 ALUMS	249	645		2268
283340 PEROXOSULPHATES(PERSULPHATES)	11959	37750	2582	54753
283410 NITRITES	3267	46953	27978	77157
283421 NITRATES OF POTASSIUM	15366	66918	41640	130001
283429 OTHER, NITRATES	11564	72325	8441	65528
283510 PHOSPHINATES & PHOSPHONATES	530	31318	2485	44228
283522 PHOSPHATES OF MONO-OR DISODIUM	13389	172997	4746	137443
283524 PHOSPHATES OF POTASSIUM	372	41184	462	35456
283525 CALCIUM HYDROGEN-ORTHOPHOSPHAT	94206	885255	33578	651791
283526 OTH CALCIUM PHOSPHATE (PURE)	68958	366786	12776	255027
283529 OTHER, PHOSPHATES	5378	54597	4429	31356
283531 SODIUM TRIPHOSPHATE	53359	694406	50460	784422

Contd.

10.11 Imports by Economic Categories (Detail)

(In Thousand Rupees)

ITEMS	MAY, 2015	FROM JULY, 2014	MAY, 2014	FROM JULY, 2013
283539 OTHER, POLYPHOSPHATES	22950	296878	16102	190410
283620 DISODIUM CARBONATE NATURAL	104162	1248961	86046	1280560
283630 SODIUM HYDROGEN CARBONATE	14178	110575	10252	137130
283640 POTASSIUM CARBONATE	16815	203385	19252	305451
283650 CALCIUM CARBONATE	17541	174539	5811	138461
283660 BARIUM CARBONATE	8872	144518	8760	100498
283691 LITHIUM CARBONATE	2342	7204		4632
283692 STRONTIUM CARBONATE	72	232		3
283699 OTHER, CARBONATES	56097	546744	41477	606976
283711 CYANIDES OF SODIUM	10630	78738	26115	118657
283719 OTH CYANIDE/OXIDES		5514	32	4274
283720 COMPLEX CYANIDES		2094		828
283911 SODIUM METASILICATES	4804	22491	1008	10593
283919 OTHER, SILICATES	2932	12225	190	15219
283990 OTHER, METAL SILICATE	2099	34284	4208	43000
284011 SODIUM TETRABORATE ANHYDROUS	54	466		
284019 OTH DISODIUM TETRABORAT(REFINE	17352	190581	17142	147993
284020 OTHER, BORATES	12264	13907	258	51010
284030 PEROXOBORATES (PERBORATES)		2058		44064
284130 SODIUM DICHROMATE	19620	351641	26724	424418
284150 OTH CHROMATE DI/PER CHROMATES	2434	10313	7756	15635
284161 POTASSIUM PERMANGANATE		22675		16446
284169 OTH MAGANITE MAGANATE/PERMAGAN		30		15
284170 MOLYBDATES		3440	369	2967
284180 TUNGSTATES (WOLFRAMATES)		471	2	2
284190 OTH,SALT OXOMETALIC/PEROX ACID	2473	7318	85	4178
284210 DOUBLE OR COMPLEX SILICATES.	13311	156583	21050	87544
284290 OTHER SALTS OF INORGANIC ACIDS	67	8652	6596	30012
284310 COLLOIDAL PRECIOUS METALS		92		
284321 SILVER NITRATE.	206	2101	484	3643
284329 OTHER,SILVER COMPOUNDS	1285	11874		10727
284330 GOLD COMPOUNDS.		283	96	251
284390 OTHER COMPOUNDS,AMALGAMS		1345		8736
284410 NATURAL URANIUM,ITS COMP ALLOY		548		39
284420 URANIUM/PLUTONIUM IT COMP ALOY				466
284430 URANIUM DEPLET THORIUM IT COMP				30
284440 RADIOACTIVE EL/ISOTOP COMP ALY	10167	133534	11130	222935
284450 SPENT FUEL EL NUCLEAR REACTOR		1203		
284590 OTH ISOTOPES & THEIR COMPOUNDS		249		
284610 CERIUM COMPOUNDS.	675	928	60	1863
284690 OTH RARE EARTH METAL COMPOUNDS	1937	2187		518
284700 HYDROGEN PEROXIDE SO-WITH UREA	20967	293414	10326	372639
284800 PHOSPHIDES,CHEMICALLY DEFINED				2194
284910 CALCIUM CARBIDES	127145	872394	100826	597031
284920 SILICON CARBIDE	166	32221	1817	19718
284990 OTHER CARBIDE		1081		191
285000 HYDRIDE,NITRIDE,AZIDE,BRMD ETC	205	3111	293	4021
285210 INORG/ORGANIC COMP OF MERCURY	5263	42501		14041
285290 OTH INORG/ORGA COMP-MERCURY	1031	3784		4551
285300 OTH INORGANIC COPM AMALGAMS	32	4696	1237	6726
290899 OTH SULPHONATED DER OF PHENOLS	13086	75083	11605	66758
290911 DIETHYL ETHER		556		232
290919 OTHER, ACYCLIC ETHER	173	25012	197	40147
290920 CYCLANIC,CYC ETHER HALOGEN DER	248	2368	243	1200
290930 AROMATIC ETHER HALOGEN SULPH'T	8606	89624	16682	105217
290941 2,2-OXYDIETHANOL(DIETHYL GLYCL	107611	785418	72813	707663
290943 MONOBUTYL ETHER,ETHYLEN GLYCOL	18868	124889	7039	126527
290944 MONOALKYL ETHER,ETHYLEN,GLYCOL	37625	361712	57027	354886

Contd.

10.11 Imports by Economic Categories (Detail)

(In Thousand Rupees)

ITEMS	MAY, 2015	FROM JULY, 2014	MAY, 2014	FROM JULY, 2013
290949 OTH,ETHERS THEIR DERIVATIVES	19843	331526	26075	308155
290950 ETHER-PHENOLS,ETHERALCH PHENOL	207	24406	258	13948
290960 ALCH PEROXID,ETH PEROXID,KETON	20696	251380	23402	191829
291010 OXIRANE (ETHYLENE OXIDE)	2935	14793	2100	13492
291030 1-CHLORO-2,3-EPOXYPROPANE	4739	52011	3376	23665
291090 OTH,EPOXIDE,EPOXYALCH,EPOXYPHL		7179	2079	15839
291100 ACETAL HEM/ACETAL,OXYFUNC HEL	697	1516		1366
291211 METHANE WITHOUT OTH OXYGN FUNC		4317		5447
291212 ETHANE WITHOUT OTH OXYGEN FUNC		1392		734
291219 OTH,ACYCLIC ALDEHYD W/O OTHOXY	14261	152563	13958	139418
291221 BENZALDEHYDE W/O OTH OXY FUNC	187	360	3861	4272
291229 OTH CYCLIC ALDEHYD W/O OXY FUN	11331	43239	1872	45432
291241 VANILLIN(4-HYDROXY-3-METHOXYBZ	3677	71117	1130	76097
291242 ETHYLVANILIN(3-ETHOXY-4HYDROXY	1496	27580	6100	30534
291249 OTH ALDEHYDE-ETHER/PHENOL/OXYG	52	3932	144	1982
291250 CYCLIC POLYMERS OF ALDEHYES				2276
291260 PARAFORMALDEHYDE	9950	54505	7340	48616
291300 HALOGEN,SULPHONAT,NITRAT DERV		336	6	66
291411 ACETONE	4481	76038	4908	77471
291412 BUTANONE(METHYL ETHYL KETONE)	28560	372818	18854	273530
291413 4-METHYLPENTAN-2-ONE	2177	43846	2920	23088
291419 OTH,ACYCLIC KETONE W-OUT OXY-F	165	2260		5007
291422 CYCLOHEXANONE,METHYLCYCLOHEXON	57220	223563	7458	178421
291423 IONONES AND METHYLIONONES		4640	210	7398
291429 OTH,CYCLANIC ETC W/O OTHOXYGN	3446	19179	2686	42390
291431 PHENYLACETONE(1-PHENYLPROPAN-2		1876		
291439 OTH,AROMATIC KETONE W/O OXYGEN	71	2689	533	3136
291440 KETONE-ALCOHOL KETONE-ALDEHYDE	6278	64213	4668	80007
291450 KETONE-PHENOL/KETONE W/O OXYGN	288	18956	2912	30998
291461 ANTHRAQUINONE	200	698		3551
291469 OTHER QUINONES	10382	60542	5795	33922
291470 HALGENATDED,SULPHONATED,DERIVA	4139	10647	6	7756
291899 OTH INDREDIENTS FOR PESTICIDES	44641	450080	108430	551705
291910 TRIS(2,3-DIBROMOPROPY)PHOSPHA		1048		1781
291990 OTH PHOSPHORIC ESTER/SALT/DERI	3332	72749	36963	140491
292019 OTH THIOPHOSPHORICESTERS, DERI		260		
292090 OTH ESTER OTH INORGANIC ACID	7073	132591	14037	136113
292111 METHYLAMINE,DI/TRI & ITS SALT	7129	87693	5044	97497
292119 OTH ACYCLIC MONOAMIN/DERV/SALT	1863	28811	517	19820
292121 ETHYLENEDIAMINE AND ITS SALTS	2735	86958	7625	46397
292122 HEXAMETHYLENEDIAMINE/ITS SALTS		2816		5497
292129 OTH ACYCLIC POLYAMIN/DERV/SALT	203	41080	3262	40593
292130 CY-CLANIC,LENIC LOTERPENI/SALT	3085	64598	11610	65896
292141 ANILINE AND ITS SALTS	373	29813		17702
292142 ANILINE DERIVATIVES/ITS SALT	30289	284610	20106	267500
292143 TOLUIDINE/ITS DERIVATIV/SALT	43171	97803	6538	56987
292144 DIPHENYLAMINE/ITS DERIV/SALT	20	20		4386
292145 1,2-NAPHTHYAMINE/ITS DERIVATE	1064	33892	4994	110744
292149 OTH,AROMATIC MONOAMIN DER/SALT	33113	385165	30241	380321
292151 O,M,P-PHENYLENE,DIAMINE SALT	76646	347098	50562	412246
292159 OTH AROMATIC POLYAMIN DER/SALT	7746	155561	21126	136002
292211 MONOETHANOLAMINE AND ITS SALTS	12575	54993	8345	78288
292212 DIETHANOLAMINE AND ITS SALTS	9509	102427	5670	54897
292213 TRIETHANOLAMINE AND ITS SALTS	5332	52310	22035	106802
292219 OTH AMINO-ALCH ETHER/ESTR/SALT	39334	1527654	123639	1007193
292221 AMINOHYDROXYNEPHLENE ACID/SALT	45577	275243	98788	645070
292229 OTH AMINO NAPHTHOL/PHENOL ETHER	72868	792204	57622	691159
292239 OTH AMINO ALDEHYDES	5670	65825	612	27472

Contd.

10.11 Imports by Economic Categories (Detail)

(In Thousand Rupees)

ITEMS	MAY, 2015	FROM JULY, 2014	MAY, 2014	FROM JULY, 2013
292241 LYSINE/ITS ESTER SALT THEREOF	127058	2039300	227982	2806388
292242 GLUTAMIC ACID AND ITS SALTS	139461	1500660	85298	1378069
292249 OTH AMINOACID/ESTER O/T OXYFUN	260667	2669328	273710	2616808
292250 AMINO-ALCHL/ACIDPHENOL/IT COMP	201081	1527063	98462	914285
292310 CHOLINE AND ITS SALTS	49	25428	1887	31445
292320 LECITHIN/OTH PHOSPHOAMINOLIPID	11010	175893	7496	134951
292390 OTH QU-AMMONIUM SALT/HYDROXID	68378	575399	61166	440133
292412 FLUOROACETAMIDE(ISO)MONOCROTO		708		340
292419 OTH AMIDE COMP,CARBONIC ACID	102307	716110	63098	645861
292421 UREINES/DERIV/SALT THEREOF		98903	10496	109190
292424 ETHINAMATE (INN)		709		
292429 OTH CYCLIC AMIDE DERIV/SALTS	128292	1850376	207616	2033831
292511 SACCHARIN AND ITS SALTS	7630	264607	25127	263863
292519 OTH IMIDE/DERIV/SALT THROF		18746	6	24631
292521 CHLOIMEFORMRD (ISO)		1076		1693
292529 DIPHENYL-GUANIDINE	72933	521834	53770	540913
292610 ACRYLONITRILE	6512	36833	9	12351
292620 1-CYANOQUANIDINE(DICYANDIAMIDE	10789	61303	1888	47877
292690 OTH,NITRILE-FUNCTION COMPOUNDS	833179	3929628	344141	2787042
292700 DIAZO-,AZO-/AZOXY-COMPOUNDS	17757	207948	24911	177647
292800 ORGANIC DERV,HYDRAZIN/HYDOXY	6659	70747	10927	74536
292910 ISOCYANATES W-NITROGEN FUNCTIO	172886	3113042	195727	2921968
350790 OTH ENZYMES/PREP ENZYMES	142406	2018526	224530	2402888
360200 PREP EXPLOSIVE O/T POWDER		11046		62997
381590 OTHER CATALYTIC PREPARATIONS	69100	508275	373814	931764
401039 TRANS SYS.BELT OTH 150-198 CM	11157	173408	21427	219035
401110 NEW PNEUM TYRES FOR MOTOR CARS	175491	1898356	103658	1520989
401120 NEW PNEUM TYRES FOR BUS/LORRY	2141440	19230028	1064089	15361999
401130 NEW PNEUM TYRES RUB AIRCRAFTS	24290	163554	12043	75565
401140 NEW PNEUM TYRE RUBB MOTORCYCLE	7867	76789	18635	113983
401150 NEW PNEUM TYRE RUBB BICYCLES	2781	35726	5775	56993
401161 TYRE AGRICULTURE VEH/MACHINE	256889	1615092	102116	1061602
401162 TYRE INDUSTRIAL VEH=61 CMS	193	569		131
401163 TYRE INDUST/CONS VEH>61 CMS		9460		9247
401169 OTHER TYRE HERRING BONE	41	3213		380
401192 OTHER TYRE AGRICULTURE/MACH	69	767		9310
401193 OTH TYRE INDUSTRIAL VEH=61 CM	1500	25825	1468	19161
401194 OTH TYRE INDUSTRIAL VEH>61 CM	129	3751		70193
401199 OTH TYRE NEW PNEUMATIC RUBBER	91828	724677	45205	399852
401212 RETREATED TYRE FOR BUSES/LORRY		159		724
401213 RETREATED TYRE FOR AIRCRAFTS		24589		82609
401219 OTHER RETREATED TYRE OF RUBBER		19		272
401220 USED PNEUMATIC TYRES OF RUBBER		83		
401290 OTH USED PNEUMATIC TYRE RUBBER	9881	45475	3918	49169
401310 INNER TUBES,OF MOTOR CAR/BUSES	8074	136625	5194	136338
401320 INNER TUBES FOR BICYCLES	218	29139	253	38340
420340 OTHER CLOTHING ACCESSORIES	6274	194413	25079	439591
440290 OTH WOOD CHARCOAL NOT AGGLOMER	1331	10978	1341	13033
440500 WOOD WOOL;WOOD FLOUR.		19		2395
440690 OTH RAILWAY SLEEPERS OF WOOD		3020		
440710 CONIFEROUS WOOD SPECI SAW/CHIP	2421	7846	338	3598
440721 MAHOGANY (SWIETENIA SPP) TROP				3085
440725 TROPICAL WOOD DARK RED MERANTI	7330	244217	11666	159810
440726 TROPICAL WOOD WHITE LAUAN ECC	21828	231279	35308	217421
440727 SAPELLI				11837
440729 OTH TROPICAL WOOD NON-CONF SAW	331096	4497355	503575	3350105
440791 OAK WOOD,SWAN/CHIPPED LEN WISE		13641	4387	18042
440792 BEECH WOOD SWAN/CHIPPED L/WISE	2987	100066	16278	130004

Contd.

10.11 Imports by Economic Categories (Detail)

(In Thousand Rupees)

ITEMS	MAY, 2015	FROM JULY, 2014	MAY, 2014	FROM JULY, 2013
440793 OTH TROPICAL WOOD OF MAPLE				8473
440795 OTH TROPICAL WOOD OF ASH	66542	606114	40351	338316
440890 OTH.LAMINAT WOOD SAWN.SLICED6M	9541	122930	13991	163155
440910 WOOD CONIFEROUS SPECIES SHAPED		386		471
440921 WOOD NON-CONIFEROUS OF BAMBOO		863		
441700 TOOLS/BODIES/HANDLE OF WOOD	176	6141		3482
441810 WINDOWS FRENCH WINDOWS & FRAME		1546	766	3083
441820 DOORS FRAMES AND THERSHOLDS	10016	84897	7135	73293
441840 SHUTTERING FOR CONCRETE C/WORK		42372		
441860 POSTS AND BEAMS OF WOOD	3435	3435		
441872 OTH MULTILAYER FLOORING PANELS		1516		
441879 OTH ASSEMBLED FLOORING PANELS	6158	16272		562
551694 W-FAB ART FIB<85%WT O/FIB PTIN	200071	3857614	213257	1602206
560121 OTH ARTICLES OF COTTON WADDING	1537	12093	20	7336
560122 OTH WADDING OF MAN-MADE FIBRES	482	3116	726	28619
560129 OTHER, WADDING ARTICLES	3957	27052	743	35129
560600 GIMPED YARN,AND STRIP AND LIVE	73299	445017	27375	313442
560721 BINDER/BALER TWINE OF SISAL	1147	8634		4142
560729 OTH,TWINE,CORDAGE,ROPE&CABLE	993	19407	13231	38508
560741 BINDER/BALER TWINE OF POLYTHNE	5027	54894	8805	46823
560749 OTH TWINE,CORDAGE,ROP,CAB POLY	16646	115136	8949	84442
560750 TWINE,CORDAGE,ROPE,OTH SYN FIB	4056	62580	10332	46962
560790 OTH,TWINE,CORDAGE,ROPE & CABLE	4782	47576	1369	29473
560811 FISHING NETS MAN-MADE TEX MAT	40200	505952	55906	362405
560819 OTH, MADE UP NETS OF TEX MAT	8972	101821	2675	69224
560890 OTH,NOTTED NETS/NETTING ROPE	3282	41529	1031	22658
591000 TRANSMISON CONYOR BELT TEX MAT	16677	171709	30991	195375
591110 TEX FAB,FELT & FELT-LINED FAB.	16286	213914	34200	239676
591120 BOLTING CLOTH,WHET/NOT MADE UP	3033	40692	1634	31705
591131 TEX FAB & FELTS,< 650G/SQM .	3213	38696	3880	99429
591132 TEX FAB & FELTS,>O650G/SQM .	24911	337052	41484	308109
591140 STRAINING CLOTH USEDOIL PRESS	56	2163		1784
670490 WIGS,BEARD,EYE-BROW OF OTH MAT	1553	3418	128	1237
680100 ARTICLE OF STONE PLAS CEMET	146	6485		23
680210 TILES CUBES AND SIMILAR ARTICL	381	5118		362
680221 OTH MONUMENTAL BUILD STONE/ART	26594	264299	15350	226275
680223 GRANITE	121328	1173817	101105	853507
680229 OTHER STONE		2377	127	1880
680291 OTH MARBL TRAVERTIN&ALABASTER	250	6695	1696	10483
680292 OTHER CALCAREOUS STONE				9
680293 OTHER GRANITE	612	92681	97	10046
680299 OTHER STONE	5500	12974	271	4138
680690 OTH ARTICLE OF HEAT INSULATING	6534	93359	5145	140021
680710 ARTICLE OF ASPHALT IN ROLL		7434		4718
680790 OTH ARTICLE OF ASPHALT MATERL	8044	12548	164	4597
681099 OTH ARTICLE OF CEMENT	84778	93186	231110	237091
681140 ARTICLES CONTAINING ASBESTOS		20		37
681181 CORRUGATED SHT NOT CON ASBESTO		6		
681182 O-SHT,PANEL,TILES,NOT CON ASBE	13472	70044	12764	103828
681599 OTH ARTICLE OF STONE OTH MINRL	3164	55648	6685	67761
690100 BRICK , TILE OF SILI FOSSIL	8	3997		896
690210 REF BRICK,TILE>50%MG,CA	78544	1159075	186129	1647073
690220 CERAMIC>50%SILICA,ALUM	14280	308233	57740	326705
690390 OTH REFRECTORY CERAMIC GOODS	10490	140150	2099	78970
690410 CERAMIC BUILDING BRICKS	1834	2939		
690490 OTH C/FLOORING BLOCKS F/TILE	12	5167	3114	9702
690510 ROOFING TILES		331		1057
690590 OTH CHIMNEY-POTS,COWLS,ETC.	50	7314	26	127

Contd.

10.11 Imports by Economic Categories (Detail)

(In Thousand Rupees)

ITEMS	MAY, 2015	FROM JULY, 2014	MAY, 2014	FROM JULY, 2013
690600 CERAMIC PIPES CONDUITS&FITING	6	3747	72	1591
690710 TILES CUBES ETC W/N RECT<7CM	3731	71010	1923	429646
690790 OTH,UNGLAZED CERAMICS	508973	4446925	254427	2565792
690810 TILES CUBES AND SIMILAR ARTICL	8761	61507	368	20635
691490 OTH CERAMIC ARTICLES O/TH PORN	402	60081	842	3621
700100 CULLET AND OTH WAST&SCRAP,GLAS	260	2879		707
700210 BALLS IN GLASS UNWORKED	434	23082	4752	32422
700220 RODS IN GLASS UNWORKED	2	655		24
700231 TUBE,FUSED QUARTZ/SILICA,UNWOR		281		824
700232 TUBE OF OTH GLASS UNWORKED		2512		839
700239 OTHER, TUBES IN GLASS	32721	494867	33973	494273
700312 NON-WIRED SHEETS COLOURED,FLAS	5796	181110	7752	127182
700319 OTH NON WIRED SHEETS OF GLASS	4328	143692	1424	122266
700320 WIRED SHEETS GLASS		5511	2527	15589
700330 PROFILES OF GLASS	14	75		
700420 GLASS COLOURED OPACIFIED FLASH			81	340
700490 OTHER GLASS	7010	96576	17174	60322
700510 NON-WIRED GLASS HAVE ABSORBENT	17318	178192	27139	302785
700521 NON-WIRED GLASS COLOURED,OP/FE	2510	99799	13839	161001
700529 OTHER, NON-WIRED GLASS	7690	164026	9419	138223
700530 WIRED GLASS		825		
700600 GLASS BENT, EDGE-H-70.03,04,05	27941	72461	1940	10973
700711 THOUGHENED SAFTY GLASS FOR VES	16403	204318	14005	215387
700719 OTH THOUGHENED SAFTY GLASS	29276	278638	7678	68877
700721 LAMINATED SAFTY GLASS VEH/VESL	21935	164574	23889	147330
700729 OTHER, LIMINATED SAFETY GLASS	6051	131643	1851	80881
701090 OTH CARBOYS BOTT,FLASK,JAR,POT	74002	812114	75386	726996
701110 FOR ELECTRIC LIGHTING	5788	47449	806	6419
701400 SIGNALLING GL-WARE,OPTCAL ELEM	3396	43940	253	7713
701510 GLASS FOR CORRECTIVE SPECTACLE	1030	5164		116
701610 GLASS CUBES/OTH SMALLWARE	1809	52683	3508	45551
701919 OTH YARN OF GLASS FIBRE/THREAD	3397	26376	1299	34517
701931 GLASS MATS	43396	328232	31469	309693
701932 THIN SHEETS (VOILES)	68779	417613	62721	471121
701959 OTH WOVEN FABRICS	479	50165	3537	36880
710210 UNSORTED, (ROUGH) DIAMONDS	6249	10421		2418
710490 OTH SYN/RECONSTI SEM/PRE STONE		22629		
710510 DUST AND POWDER OF DIAMONDS				6
711890 OTHER COIN	16	442	757	991
720110 NON-ALLOY PIG IRON<0.5% PHOSP	71871	789646	74483	492624
720120 NON-ALLOY PIG IRON>0.5% PHOSP		12918		100216
720211 FERRO-MANGANESE CONT 2% CARBON	57018	702851	115987	577137
720219 OTH FERRO-MANGANESE	6349	171908		109704
720221 FERRO-SLICON CONT >55% SILICON	39740	652373	8286	422318
720229 OTH FERRO-SILICON	11167	110872	3928	65344
720230 FERRO-SILICO-MANGANESE	120625	1784165	156296	1459592
720241 FERRO-CHROMIUM CONT >4% CARBON	2006	25623	1838	14903
720249 OTH FERRO-CHROMIUM	7823	29943	932	9729
720270 FERRO-MOLYBDENUM		9855	701	12012
720280 FERRO-TUNGSTEN&FERRO-SIL-TUNGS	750	3059		3123
720291 FERRO-TITANIUM/FERO-SILI TITAN		116		
720292 FERRO-VANADIUM		405		478
720293 FERRO-NIOBIUM	480	1610		707
720299 OTHER FERRO-ALLOYS		16251		3899
720310 FERROUS PROD BY DIR RUD IRONORE		629	73494	218361
720390 OTH FERROUS PRODUCTS		12		42319
720410 WASTE/SCRAP OF CAST IRON	20119	120461	14927	61186
720421 WASTE/SCRAP OF STAINLESS STEEL	31875	398841	59578	680545

Contd.

10.11 Imports by Economic Categories (Detail)

(In Thousand Rupees)

ITEMS	MAY, 2015	FROM JULY, 2014	MAY, 2014	FROM JULY, 2013
720429 WASTE/SCRAP OF OTH ALLOY STEEL	7194	15967		3195
720430 WASTE/SCRAP TINNED IRON/STL	335587	3625910	228032	3659803
720441 TURNING,SHAVING,MILLING WASTE	4219168	38135517	2815722	19374864
720449 OTHER FERROUS WASTE AND SCRAP	5206477	53336620	4795848	45142928
720450 REMELTING SCRAP INGOTS	3396	3396		
720510 GRANULES OF PIG IRON	9837	55809	3036	40741
720521 POWDERS OF ALLOY STEEL				24
720529 OTH POWDER PIG IRON&SP IRON/ST	1552	43986	1507	44901
720610 INGOTS OF IRON ON STEEL.	56	56		34
720690 OTHPRIM FORM (EXCL H-72.03)		2911		428
720711 CONT 0.25% CARBON,IRON/N-ALY/S	243360	4469223		745929
720712 OTH RECTANGULAR CROSS SECT I/S		5559		
720719 OTH SEMI/FIN PROD IRON/N-A.STL		246		
721790 OTH WIRE OF IRON/NON-ALOY-STEL	47603	347848	26435	316122
721810 INGOTS & OTH PRI FORM ST/STEEL	207	207		
722300 WIRE OF STAINLESS STEEL	5613	127145	16068	139578
722410 INGOTS OTH PRI-FORM OTH A/STEL		1180		374
732599 OTH CAST ARTI OF I/S NES	22265	196600	16332	81717
732611 GRIND BALL&SIMI ARTI FOR MILLS	195	1770		21255
732690 OTH ARTICLES OF IRON & STEEL	173774	2965025	278244	3328742
740200 UN-REFINED CODDER, COPP ANODES		2639	2112	12304
740311 REFINED COPPER,CATHODES&SECTIN	874649	7306736	862286	6986769
740312 REFINED COPPER WIRE-BARS		149		
740319 OTHER, REFINED COPPER	4615	23363	5455	35250
740321 COPPER-ZINC BASE ALLOYS(BRASS)	6	121	770	10481
740322 COPPER-TIN BASE ALLOY (BRONZE)	7485	32750	4010	14954
740329 OTH COPPER ALLOYS(O/T H-74.05)	946	11505	169	5363
740400 COPPER WASTE AND SCRAP	101361	856644	39173	425844
741999 OTHER, ARTICLES OF COPPER	2638	46509	488	53970
750210 NICKEL, NOT ALLOYED	66851	771648	29507	716762
750220 NICKEL ALLOYS	231	610		545
750890 OTHER, ARTICLES OF NICKLES	51265	581014	28614	612235
760110 ALUMINIUM, NOT ALLOYED	476565	3393463	318871	3051754
760120 ALUMINIUM ALLOYS	124639	1741920	152988	1562078
761699 OTHER,ARTICLES OF ALUMINUM	38851	1008408	59655	538119
780110 REFINED UN-WROUGHT LEAD	1439321	8601488	1215272	8780123
780191 OTH UNWROUGHT LEAD CON ANTIMON	11442	23904		230445
780199 OTH UNREFIND LEAD&LEAD ALLOYED	20868	176660	15440	112063
780600 OTHER ARTICLES OF LEAD.	3255	32453	1066	27475
790111 ZINC NOT ALLOYED WT=>99.99%	78637	1121374	92985	925791
790112 ZINC NOT ALLOYED WT < 99.99%	70923	1108660		1576119
790120 ZINC ALLOYS	27829	332411	33497	274051
790700 OTHER ARTICLES OF ZINC.	135	131668	14283	103607
800110 TIN, NOT ALLOYED	29785	523911	50633	310049
800120 TIN ALLOYS		3656	910	2822
800700 OTHER ARTICLES OF TIN	151	707		195
810110 TUNGSTEN POWDERS				8416
810196 OTHER WIRE OF TUNGSTEN	398	10923	2748	10826
810199 OTHER ARTICLES OF TUNGSTEN	78	1758		722
810296 OTHER MOLYBDENUM WIRE	359	1863		2737
810299 OTH MOLYBDENUM AND ARTICLES				253
810411 UNWROUGHT MAGNESIUM BY WT99.8%		13293	1912	21746
810419 OTH ARTICL UNWROUHT MAGNESIUM		1179		3465
810490 OTHER ARTICLE OF MAGNESIUM		2156		150
810520 COBALT MATTES& OTH PRODUCTS				1569
810590 OTH INTERMEDIATE PRO OF COBALT		93994	21803	99797
810600 BISMUTH&ATICL INCL WASTE,SCRAP		787		693
810720 UNWROUGHT CADMIUM POWDER		4750		

Contd.

10.11 Imports by Economic Categories (Detail)

(In Thousand Rupees)

ITEMS	MAY, 2015	FROM JULY, 2014	MAY, 2014	FROM JULY, 2013
810790 OTH CADMIUM,WROUGHT & ARTICLES		1249		
810820 UNWROUGHT TITANIUM POWDER				69
810890 OTH TITANIUM WROUGHT&ARTICLES	581	453256	2192	434557
810990 OTH ZIRCONIUM AND ARTICLES		1449		1493
811010 UNWROUGHT ANTIMONY POWDER	24707	558315	99998	734735
811090 OTH ANTIMONY ART INCL W/SCRAP		415		6311
811100 MANGANES&ARTCL INC WASTE&SCRAP	358	32247		15622
811219 OTH BERYLLIUM UNWROUGHT,ARTICL	47	47		
811221 CHROMIUM UNWROUGHT POWDER				1303
811229 OTH UNWROUG CHROMIUM INCL WAST	107	1197	101	4663
811259 OTH THALIUM UNWROUGH INCL WAST		2488		150
811299 OTH BASE METAL UNWROUGH&ARTICL		34		42
961900 SANITARY TOWEL&TAMPON&SIMILAR	690231	9917895	732631	8638132
3. CAPITAL GOODS TOTAL	100396071	1111661500	88294901*	977318270
010611 MAMMALS				220
010612 WHALES, DOLPHINES & PERPOISES				5952
010614 RABBITS AND HARES		54		
010619 OTHER MAMMALS	372	19815	1253	5118
010620 RAPTIRES (INCL.SNAKES&TURTLES)		1153		12
010631 BIRDS OF PREY	277	1308	79	513
010632 PSITTACIFORMES(INCL.PARROTS)	5980	86899	3814	72703
010639 OTHER BIRDS	745	6413		1017
010641 INSECTS		3632		3428
010690 OTHER LIVES ANIMALS	876	20037	791	17834
621790 PARTS OF GAR/CLOTH ACCESSORI	20	9215	632	11506
680300 WORKED SLATE/ARTICLE OF SLATE	24	36		
680410 MILL STONE AND GRIND STON MIL	19369	232130	22770	240723
680421 OTH MILLSTONE OF AGGLOMER SYNT	7535	82960	7575	84114
680422 MILL STONE AND GRIND STONE/OTH	75595	793982	75126	753161
680423 OTH MILLSTONE OF NATURAL STONE	3802	40227	928	32836
680430 HAND SHARPENING POLISH STONE	1899	12161	681	13516
680510 BASE OF WOVEN TEXTILE FABRICS	68999	415833	42671	293864
680520 ON BASE OF PAPER OR PAPERBOARD	15846	207224	29026	223848
680530 ON BASE OF OTHER MATERIALS	19538	156724	10137	172585
680610 SLAG WOOL ROCKWOOL MINERAL WOL	8262	177859	9024	57795
680620 EXFOLIATED VERMICULITE EXPEND	807	7274	24	8007
680800 PANELS,BOARDS,TILES BLOCKS ETC	1990	14826	624	15630
680911 BOARDS,SHEETS,PANELS,TILES ETC	8489	83365	13521	69274
680919 OTH BOARDS,SHEETS,PANELS OF PL	877	17857	44	8748
680990 OTH ARTICLE OF PLASTICS	2695	9018	27	1412
681011 BUILD BLOCK,BRICK OF CEMENT		161		
681019 OTH ARTICLE TILE,FLAGSTONE ETC	1365	22362	2134	7876
681091 PREFABRICAT STRUCTURAL COMPONT		86713		
681189 OTH ARTICLES NOT CON ASBESTOES	97	6758		4411
681291 CLOTHING ACCE OF ASBESTOES FIB		16		1018
681292 PAPER MILLBOARDFELT ASBET FIBR		83		154
681293 COMPRESSD ASBESTOS FIB JOINING	845	102634	13967	83271
681299 O-ARTI OF FABRICA ASBESTOS FIB	2624	24989	579	25266
681320 FRICTION MATERIA CON ASBESTOES	11483	170499	9058	111297
681381 BRAKE LININGS&PADS VEH-H-8711	19281	316635	34792	254104
681389 O-BRAKE LINE&PADS NOT CON ASBE	4812	49914	2011	32976
681410 PLATES,SHEETS STRIPS OF AGLOM	791	8422	315	5199
681490 OTH, ARTICLES OF MICA	17	6011	1362	9623
681510 NON ELETICAL OF GRAPHITE	14023	150156	13265	112957
681520 ARTICLE OF PEAT OTH ARTICLE	109	1016	75	236
681591 CONTAIN MAGNESTIC DOLOMITE/CHR		36		309

Contd.

10.11 Imports by Economic Categories (Detail)

(In Thousand Rupees)

ITEMS	MAY, 2015	FROM JULY, 2014	MAY, 2014	FROM JULY, 2013
690290 OTH REFERECTORY BRIK/BLOK TILE	1550	87157	8348	73520
690310 CERAMIC CON>50% GRAPHITE,CARB	5129	78589	42	64090
690320 COLD TUNDISH LINING SLIDE GATE	25608	214031	29047	230975
690890 OTH GLAZED CERAMICS WALLTILES	530824	6190424	460658	4459172
690911 LAB CERM WARE PORCELAIN/CHINA		2467	285	3604
690912 LAB CERM WARE HARD>9 MOH.SCALE	4065	9957	27	179
690919 LAB CERAMIC WARE CHM/TECH USE	5379	67512	1862	13689
690990 OTH CERAMIC WARES AND SIMILARS	21	6406		2135
691010 CERAMIC SINK,ETC.FIXT PORCELIN	53877	533470	29162	418457
691390 OTH STATUTTES, ORNAMENT	147	1595	73	556
691410 OTH CERAMIC ARTICLES OF PORCEL		2173	19	1038
710700 BASE METALS CLAD WITH SILVER		38		
710812 OTH UNWROUGH(GOLD)NON-MONTERY	327292	2139347	232542	17843394
710820 MONETARY (GOLD)	23623	69137		23068226
711100 BASE-M-SILVER/GOLD,CLAD PLTNM		226		180
711810 COIN (O/T GOLD),NOT LEGAL TEND		18		
720720 CONT 0.25% MORE OF CARBON I/ST	9793	643624	28712	745065
720810 COILS, I/N-A-STEL-HOT ROLLED	13984	565528	172674	1332319
720825 OTH C-HR-I/N-A-STL TH>4.75 MM		74532	15788	1403257
720826 OTH C-HR-I/N-A-STLTH=3-4.75MM	571	49817	719	87349
720827 OTH C-HR-I/N-A-STL TH<3 MM	4871	250069	183671	1151519
720836 OTH C-HR-I/N-A-STL TH>10 MM		480609		337623
720837 OTH C-HR-I/N-A-STL TH4.75-10MM	2600	382779	513083	1810542
720838 OTH C-HR-I/N-A-STL TH 3-4.75MM	8721	3268458	483332	9477960
720839 OTH C-HR-I/N-A-STL TH<3 MM	776699	10275273	1933675	17369554
720840 NOT IN COIL I/S H-ROL W/PATERN	487	30480	806	52577
720851 OTH N/COIL I/S H-ROL TH>10 MM	12784	1208172	168692	940182
720852 OTH N/COIL I/S H-ROLTH>4.75-10	6399	191236	4688	399468
720853 OTH N/COIL I/S H-ROL TH>3-4.75	8965	86502		155538
720854 OTH C-HR-I/N-A-STL TH<3 MM	21026	108684	7266	63653
720890 OTH FLT-ROL PROD IRON WD>600MM	5158	328089	868785	4277443
720915 IN COIL I/S C-ROL TH 3MM/MORE	57443	690918	207605	1762898
720916 IN COIL I/S C-ROL TH > 1 < 3MM	318517	4407083	457285	3727990
720917 IN COIL I/S C-ROL TH>0.5-1MM	164840	2669963	385955	1936081
720918 IN COIL I/S C-ROL TH > 0.5 MM	212751	2711453	182574	1493148
720925 NOT IN COIL I/S C-ROL TH 3MM/>	1716	11661		10696
720926 NOT IN COIL I/S C-ROL TH>1M<3M	119035	855596	67752	551656
720927 C-ROL I/S TH 0.5 MM TO 1MM	239899	1961326	176175	1440769
720928 NOT IN COIL I/S C-ROL TH<0.5MM	8805	69547		44753
720990 OTH FLT ROL PROD I/S WD>600MM	64650	784566	23478	709894
721011 I/STL PLAT/COAT TIN TH-0.5MM/>	1300	16737	48	17096
721012 I/STL PLAT/COAT TIN<0.5MM	340202	3449836	248655	1993947
721020 IR/STL PLAT/COAT WITH LEAD		4924		116
721030 ELECTROLYTICALLY PLAT/COAT ZIN	272619	3629115	241023	2455824
721041 COR F-R PROD I/S ZINC COAT600	2487	19557	18242	72227
721049 OTH F-R PROD I/S COAT ZINC>600	1463008	15824178	1430869	14262905
721050 F-ROL I/ST COAT CHROMIUM OXIDE	89074	801554	75481	845982
721061 I/S PL/COT ALUMINIUM ZINC ALLY	27882	433783	20523	471055
721069 OTH F-ROL PROD I/S PL/COT ALUM		26824		32
721070 FR I/S PAINT/VARN, COATED PLAS	344288	2383791	182308	1893470
721090 OTH F-ROL PRD I/NA-ST CLD,COAT	3243	62440	6709	260706
721113 ROLL 4 FACE I/ST TH<4M WD>150M		420		
721114 OTH F-ROLL I/S WD<600MMTH>4.75	12838	201305	10495	157065
721119 OTH F-ROLL I/S WD <600MM-CR	9047	123707	9316	125246
721123 F.ROL I/ST CR WT<0.25% CARBON		52527		27896
721129 OTH F-ROL PROD C/ROL WD<600MM	15495	137470	9663	93253
721190 OTH F-ROL PROD I/STL WD<600MM	108848	689904	9644	483997
721210 F-ROL PROD I/NA STL PLATE/COAT		1149	6335	56897

Contd.

10.11 Imports by Economic Categories (Detail)

(In Thousand Rupees)

ITEMS	MAY, 2015	FROM JULY, 2014	MAY, 2014	FROM JULY, 2013
721220 I/S ELECTROLYTICAL PL/CT W/ZINC	11232	153381	2444	172953
721230 I/STEEL OTH WISE PL/CT W/ZINC	451	28412		98777
721240 I/STEEL PAIN/VABNI/COT W/PLAST	1208	23309	2119	24576
721250 I/STEEL OTHWISE PLATED/COATED	469	78263	6960	72261
721260 CLAD,FLAT ROLLED PRODUCT I/STL				286
721310 BARS/RODS HOT/ROL I/S,CON RIBS	29640	132021	21276	126559
721320 BARS/RODS HOT/ROL FREE-CUT STL		53		1785
721391 OTH CIRCULAR C/SEC <14 MM DIA	269584	3786215	66887	1631458
721399 OTH BAR/ROD H-ROL IRR-WND-COIL	23187	441568	27378	352105
721410 BAR/RODS IRON NA STEEL FORGED	28789	136846	19638	81629
721420 BAR/ROD I/S CON RIBS GROOVES	1722	481424	1044	435111
721430 OTH BAR/RODS OT/THAN HEAD72.13		24451	1803	15250
721491 OTH BAR/ROD I/S RETANGULAR C/S	716	716		633
721499 OTH BAR/ROD I/S O/THN H-72.13	310	222516	199927	822559
721510 BARS/RODS FREE CUT STEEL COLD	11122	82520	2623	41736
721550 OTH BAR,ROD COLD-FORMED OF I/S	1207	26326	2411	27658
721590 OTH BAR/RODS,OTH NONALLOY STEL	1637	16857	882	28733
721610 U,I,H SECTIONS H-ROL HIGH<80MM	487	23705		12919
721621 L SEC H/ROL HT<80 MM 1/NA STEL		7230		8135
721622 T SEC H/ROL HT<80 MM 1/NA STEL		2105	922	3022
721631 U,I OR H SEC H-ROL HT 80M 1/ST	66395	373490	2160	108368
721632 I SECTION	19575	731722	37032	146460
721633 H SECTION	58518	573633	19951	284650
721640 L&T SEC H-ROL HT 80MM OR MORE		123912	2000	12973
721650 OTH ANGLE/SHAPE SEC HOT H/ROL	39	19906		
721661 ANGLE/SHAPE SEC COLD/ROLL		1902		4585
721669 OTH ANGLE/SHAPE SEC I/S C-ROLL	3287	8378		28599
721691 OTH C/FORM I/ST FLAT ROL PROD	1340	15334		4917
721699 OTH ANGLE/SHAPE SEC IRON/STEEL	93	54145	432	66847
721710 WIRE OF I/S NOT PLATED/COATED	71316	245499	19316	155832
721720 WIRE OF I/S PLATED/COAT W/ZINC	10395	130876	8176	106942
721730 WIRE I/S PLATED/COAT W/O B-MTL	36443	685605	48443	773742
721899 OTH SEMI-FINISHED PRO ST/STEEL	227	5712		280
721911 F/ROL PROD ST/STEEL HR TH>10MM		3646	76	3266
721912 COILS ST/STEL-HR TH>4.75-10MM	100898	136218		18923
721913 COILS ST/STEL-HR TH>3MM-4.75MM	970	9704		3734
721914 COILS ST/STEL-HR TH>3MM	1486	77725	10585	83307
721921 COILS ST/STEL-HR TH>10MM	4902	16309	19414	31331
721922 COILS ST/STEL-HR TH>4.75-10MM	12761	24914	1377	61401
721923 COILS ST/STEL-HR TH>3MM<4.75MM	4414	32522		39520
721924 COILS ST/STEL-HR TH>3MM	156	36714	1537	73584
721931 COILS ST/STEL-CR-TH >4.75 MM	6574	109922	4912	37994
721932 COILS ST/STEL-CR-TH>3MM-4.75MM	9666	144162	5467	79562
721933 COILS ST/STEL-CR-TH >1MM <3MM	70410	578625	61906	344768
721934 COILS ST/STEL-CR-TH>0.5MM<1MM	83190	681857	84342	595385
721935 COILS ST/STEL-CR-TH >0.5MM	187718	1956907	115923	1504742
721990 OTH F/ROL PROD ST/ST WD>600 MM	483968	5845822	477831	5209756
722011 F-ROL ST/STEEL H-ROL TH>4.75MM		5534		1664
722012 F-ROL ST/STEEL H-ROL TH<4.75MM	4166	21597		23461
722020 COILS ST/STEEL H.ROLLTH <600MM	74221	675337	26114	559236
722090 OTH F/ROL PROD,ST/ST WD <600MM	5207	93891	13736	105460
722100 BAR/RODS H/ROL IN COIL ST/STEL	41	4027	789	1559
722211 BAR/ROD ST/ST NFW H/ROL CC/SEC	7481	208230	16459	180089
722219 OTH BAR/ROD ST/ST NFW HOT/DRWN	2107	32764	2085	19836
722220 BAR/ROD ST/ST NFW C/FOR,C/FIN	1443	51690	1437	53063
722230 OTH BAR/ROD OF STAINLESS STEEL	11400	126730	9677	117741
722240 ANGLE/SHAPES&SECTION ST/STEEL	3014	16213	4570	16352
722490 OTH SEMI-FIN PROD OTH A/STEEL	101620	4958909		474

Contd.

10.11 Imports by Economic Categories (Detail)

(In Thousand Rupees)

ITEMS	MAY, 2015	FROM JULY, 2014	MAY, 2014	FROM JULY, 2013
722511 GRAIN-ORIENTED SIL-ELEC-STEEL	209557	2066331		674750
722519 OTH F/ROL PROD SIL-ELEC-STEEL	139057	989075	230605	2380023
722530 OTH NFW HOT/ROLLED IN COILS	4783475	28650895	749132	4534815
722540 OTH NFW HOT/ROLLED NOT IN COIL	177531	1102276	32750	619855
722550 OTH ALLOY STEEL NOT WORK(RDUC)	592	656186	11985	287805
722591 OTH F/ROL PROD ELEC ZINC PLATE		7559		
722592 FLATROLLED PROD O/W ZINC PLATE	77	13698	262	1293
722599 OTH F/ROL PROD OTH ALLOY STEEL	151661	2391130	449253	2386360
722611 GRAIN-ORIENTED SILICON ELEC ST	42477	143837		124726
722619 OTH FLAT ROLL\PROD SILICON E/S		7914		
722620 FLAT/ROL PROD HIGH SPEED STEL		52		
722691 OTH FLATROL PROD NETWORK HOT/R	288	505629		1585
722692 OTH F/ROLL PROD NETWORK COLD/R		169663	16466	169161
722699 OTH F/ROL PROD OTH ALLOY STEEL	233	2910		28285
722790 OTH BAR/ROD H/ROLL W/COIL A/ST	230237	2165802	221790	2195831
722810 BAR/RODS OF HIGH SPEED STEEL		448	3296	18635
722820 BAR/RODS OF SILICO-MAG STEEL	11084	19736	84	5365
722830 OTH BAR/ROD HOT ROLLED	12325	987323	17784	397833
722840 OTH BAR/ROD NOWORK FORGED	3497	30406	6274	34646
722850 OTH BAR/ROD NOWORK C/FOR,C/F	74	3196	2606	7363
722860 OTH BAR/ROD ALLOY STEEL NES	4447	62130	5630	82449
722870 ANGLES, SHAPES AND SECTIONS		456		11962
722880 HOLLOW DRILL BARS AND RODS		40881		13256
722920 WIRE OTH ALLOY STEL SILICOMANG		35752	4736	41648
722990 OTH,WIRE OF OTHER ALLOY STEEL	15864	180720	13567	164741
730110 SHEET PILING IRON AND STEEL		50735	23076	577988
730120 ANGLE SHAPES & SECTIONS OF I/S	3515	15854	1772	5882
730210 RAILS OF IRON AND STEEL	6644	340065		17574
730230 SWITCH BLADE, CROSS-FROG P/ROD		100		
730240 FISH-PLATES AND SOLE PLATES	8922	9346		1547
730290 OTHER MATERIALS JOINTING RAILS	10035	345241		45190
730300 TUBE/PIPE,HOLLOW PROFILE C/IRON	2848	200707	248	52187
730411 L.P FOR OIL&GAS S-STL SEAMLESS	15463	28483	12367	91295
730419 OTH LINE PIPE I/S FOR OIL&GAS	317613	1615659	76094	610575
730422 DRILL PIPE S-STL DRILL OIL/GAS		177057		57669
730423 OTH DRILL PIPE I/S FOR OIL&GAS	381661	6363395	633932	3730087
730424 OTHER PIPE OF STAINLESS STEEL	275870	1380525		28138
730429 OTH CASING,TUBING I/S-OIL/GAS	236338	4223206	198613	4783598
730431 O- COLD-ROLLRD C.C.SEC I/N.A.S	11182	221176	27939	215911
730439 OTH CROSS SECTION OF N.A-STEEL	82466	2427003	148465	2015071
730441 COLD ROLD CR-SEC OF STAIN-STL	3889	188583	124392	281672
730449 OTH CROSS SECTION OF STAIN-STL	10983	388902	100832	495261
730451 O-C.C.SEC COLD ROL(ALLOY-STL)		41968	6796	25998
730459 O-CIR CROSS SEC OF (ALLOY-STL)	5380	40462	45023	133170
730490 O-TUBE PIPE/HOLLOW -PRO SEAMLE	7642	673672	7344	890196
730511 LINE PIPE USED OIL/GAS WELDED	1782	94964		31258
730512 OTH LINE PIPE USED OIL GAS WLD	779	21356	491	43916
730519 OTH LINE PIPE USED OIL/GAS P/L	1047511	4004310		75302
730520 CASING FOR DRILLING,OIL/GAS		50380		
730531 OTHER, LONGITUDINALLY WELDED	27877	31697		89534
730539 OTHER, WELDED TUBES AND PIPES		154674		49676
730590 OTHER, TUBES AND PIPES		205030	7613	14180
730611 L.P-WELDED OF STA-STL(OIL/GAS)		73165	1114	7523
730619 OTH-LINE PIPE O/G PIPELINE I/S	19852	229010	62187	314343
730621 CAS/TUB WELDED LINE PIPE STA-S				1703
730629 O-CASING/TUB LINE PIPE O/G I/S	777	105532		41683
730630 COPPER COAT MILD STL TUB-8.5MM	28244	513470	87433	459869
730640 O-WELDED C.C.SEC OF STAIN-STL	138363	1579413	155322	1118640

Contd.

10.11 Imports by Economic Categories (Detail)

(In Thousand Rupees)

ITEMS	MAY, 2015	FROM JULY, 2014	MAY, 2014	FROM JULY, 2013
730650 O-WELDED C.C.SEC NON ALLOY-STL	28975	408563	25926	341247
730661 O-TUBE,PIPE WELD SQUARE C-SEC	28411	358727	42801	153172
730669 TUBE/PIPE WELD OF OTH C.C-SEC	180	2786		791
730690 OTH TUBE PIPE HW-PROFILR I/STL	5864	179869	3972	250360
730711 CAST FIT N-MALLEABLE CAST-IRON	8294	280369	255	47128
730719 OTHER, CAST FITTINGS	29790	413332	26068	438434
730721 FLANGES, OF STAINLESS STEEL	23581	101951	5151	72174
730722 THREADED ELBO,BEND,SLV S/STEEL	3803	96999	488	203844
730723 BUTT WELDING FITTING STAINSTEL	5614	98451	606	43788
730729 OTH TUBE,PIP FITTING STAINSTEL	38417	1018464	33085	531263
730791 FLANGE AIR-P AGRI-TRACTOR<=80H	17951	352223	48521	336363
730792 THREAD ELBO,BEND/SLV IRN/STEEL	5091	497045	11040	215424
730793 BUTT WLEDING FITTING IRN/STEL	8998	218901	9521	157780
730799 OTH TUBE,PIP FIT IRN/STEL NEC	95870	2731843	223419	2556117
730810 BRIDGES AND BRIDGE-SECTIONS		33921		823763
730820 TOWERS AND LATTICE MASTS	75106	2561657	278662	755383
730830 DOR,WIN/FRAMES,TH-HOLD,FORDORS	7190	430406	265	199563
730840 EQUIP SC-FOLD SHUT PROP PITPRO	20532	279081	42891	158972
731100 CONT COMPRESIED/LIQEID GAS IR/S	53413	596244	68104	803901
731210 STANDARD WIRE ROPES AND CABLES	62098	688331	55755	530306
731290 OTH WIRE,ROPE,CABLE,SLINGS I/S	15116	206839	7864	256355
731300 BRABED WIRE OF I/S TNIS HOOP	13745	136219	3858	33009
731412 ENDLESS BAND MACH STEL W-CLOTH		4986	416	7895
731414 OTH WOVEN CLOTH OF STAIN STEEL	3100	24563	1257	45835
731419 STEEL CORD FABRIC LIN MNF TYRE	2948	47798	2286	49219
731420 GRIL NET FENC W/LD D=3MM MS100		67736	400	9813
731431 OTH GRL NEW FENC/WLED COTD ZNC		10		
731439 OTH GRL NET FENCING AT INTSEC	170	30733	479	3009
731441 OTH CLO GRL NET FENC PL/COT ZN	10521	96558	7714	115851
731442 OTH CLO GRL NET FENC PL/COT PL	3943	16129		19287
731449 OTH CLO GRL NET /FENFING	23497	283166	8832	120422
731450 EXPANDED METAL OF IRON OR STEL		2112		1120
731511 ARTICULATED LINK ROLLER CHAIN	43323	748856	21093	518255
731512 OTHER CHAIN, ARTICULATED LINK	18261	205960	10288	196740
731519 PARTS, ARTICULATED LINK CHAIN	19273	86988	3232	19358
731520 SKID CHAIN		294		25
731581 STUD LINK		8659	903	11641
731582 OTHER, WELDED LINK	3133	42687	9169	24339
731589 OTHER CHAIN,	4427	27829	4600	42896
731590 OTHER PARTS OF CHAIN	241	31060	4003	14254
731600 ANCHORS,GARPNELS PARTS IRON/ST	2555	41699	2132	59874
731700 NAILS,TAKES,DRAWING PINS IR/ST	9109	222174	29307	222603
731811 COACH SCREW I/S THREADED	1268	16030	1070	3208
731812 OTH WOOD SCREW I/S THREADED	6407	28623	3019	18224
731813 SCREW HOOKS,SCREW RING RVT I/S	339	3262	843	2829
731814 SELF-TAPPING SCEWS, THREADED	9382	139102	9848	130057
731815 OTH SCREW,BOTLS W/N NUT/WASHER	150145	1499980	110089	1263909
731816 NUTS, THREADED OF IRON/STEEL	46674	661924	53468	339205
731819 OTH BOLT,NUT,WASHER,RVT I/S TH	17889	206492	24376	196576
731821 SPRING WASHER LOCK WASHER N-TH	3281	39623	7856	68887
731822 OTHER WASHERS. NON-THREADED	6142	102468	16555	107036
731823 RIVETS, NON-THREADED	7896	242475	28089	527618
731824 COTTERS/PINS NON THREADED I/S	1425	12860	743	8699
731990 OTH KNITTING NEDLS,CRO HOOKS	7501	90395	4020	70898
732010 LEAF-SPRINGS&LEAVES THEREFOR	20298	94298	3195	89968
732020 HELICAL SPRINGS	230	16073	929	17660
732190 PARTS OF I/S,COOK APPLI&PLAT-W	11511	120115	6904	69630
732211 RADIATORS/PARTS CAST IRON E-EL	46	4950	3	4403

Contd.

10.11 Imports by Economic Categories (Detail)

(In Thousand Rupees)

ITEMS	MAY, 2015	FROM JULY, 2014	MAY, 2014	FROM JULY, 2013
732219 OTH RADIATOR AND PARTS THEREOF	1197	26838	1167	30547
732490 OTHER, INCLUDING PARTS	13398	102539	10494	58262
732510 OTH CAST ARTI I/S N-MEL C-IRON		8499	8677	49038
732591 GRINDING BALLS SIMI ARTI MILLS	24803	242557		279475
732619 OTH ATI FORGED/STAMPED N-WORK	52075	497136	45258	561201
732620 ARTICLES OF IRON OR STEEL WIRE	2647	27237	1689	31959
740500 MASTER ALLOYS OF COPPER.		2896		2464
740610 COPER-POW OF NON-LAMELLAR STRU	1602	26998	3177	23180
740620 COPER-LAMELLAR STRUCTURE FLAKE	24812	149186	19307	99466
740710 BAR,RODS OF REFIND COPPER	70094	769351	211923	2346391
740721 COPPER BAR,ROD PROFIL ZINC BAS	391	28842	31002	493635
740729 OTH BAR,ROD,PROFIL COPP ALLOYS	2349	38601	3440	65413
740811 WIRE REF COPP MAX CR-SEC DI>6M		294565	74154	116525
740819 OTHER, WIRE OF REFINED COPPER	10915	124327	14313	133844
740821 WIRE OF COPPER ALLOY ZINC BASE	357	50298	8022	47716
740822 WIRE OF COPPER ALLOY NICK BASE		3574		5821
740829 OTH WIRE OF COPPER ALLOYS ETC	176	9098	39	3507
740911 PLAT,SHEET,STRIP REF COPP COIL	13544	219129	491	209083
740919 OTH PLAT SHEET&STRIP REF COPP	1430	37550		8402
740921 PL,SH&STRIP COPP ZINC BAS COIL	11601	195148	13782	136331
740929 OTH PL/SH/STRI COPP ZINC BAS	2091	30832	151	26002
740931 PL/SH/STRIP COPP TIN BAS COILS		4376		3997
740939 OTH PL/SH/STRIP COPP TIN BAS-C	1300	2444		1754
740940 PL/SH/STRIP COPP NICKLE BASE		38		1502
740990 PL/SH/STRIP OTH COPP ALLOYS NS	336	10410		289
741011 FOIL REFINED COPP NOT BACKED	63376	716802	74574	570577
741012 FOIL OF COPP ALLOYS,NOT BACKED	93954	658199	63430	472428
741021 FOIL OF REFINED COPPER,BACKED	14913	74707	5450	71276
741022 FOIL OF COPPER ALLOYS,BACKED		15239		5497
741110 TUBE & PIPE OF REFINED COPPER	260200	1568055	253285	1657481
741121 TUB&PIPE COPP ZINC BAS ALLOYS	419	18256		16077
741122 TUB&PIPE COPP NICKLE BAS ALLY		3198		389
741129 OTH TUBE&PIPE OF OTH COPP ALLY	4167	26574	1683	16602
741210 COPP TUBE/PIPE FIT REF COPPER	5431	11491	2954	4721
741220 COPP TUBE/PIPE FIT COPP ALLOYS	3379	31888	191	54917
741300 STANDARD WIRE,CABL PL-BAND-NEI	8529	12604	25858	143235
741510 NAIL,TACK,DRW-PIN,STAPL,S-ARTI	446	2370	37	4969
741521 WASHERS/INCL SPRING WASH N-THR	22	1206	494	2056
741529 OTH NOT THREADED ARTI COPPER	1481	9149	847	10878
741533 OTH THRD SCREW,BOLT,NUT COPPER	278	6907	128	2830
750300 NICKEL WASTE AND SCRAP.		227		
750400 NICKEL POWDERS AND FLAKES.	1116	15628	556	19698
750511 BAR,ROD,PROFILE NICKLE N-ALLOY		369		344
750512 BAR,ROD,PROFILE NICKLE ALLOYED	1027	3416	159	2461
750521 WIRE OF NICKEL, NOT ALLOYED	678	3091		4943
750522 WIRE OF NICKEL, ALLOYED	2679	30583	1578	24326
750610 PLAT,SHET,STRIP,FOIL NICK N-AL	11303	95429	4772	64751
750620 PLAT,SHET,STRIP FOIL NICK ALOY	83	19116		17440
750711 TUBE&PIPE OF NICKEL NOT ALLOYD		775		
750712 TUBE & PIPE OF NICKEL ALLOYED	900	18177	1307	44636
760200 ALUMINIUM WASTE AND SCRAP.	635490	5547965	449287	4158579
760310 POWDER OF NON-LAMELLAR STRUCTU	46	19204	943	13565
760320 POWDER OF LAMELLAR STRU FLAKES	1532	30054	7013	35423
760410 BAR ROD PROFILE ALUM NOT ALLOY	55415	109674	28867	72474
760421 HOLLOW PROFILES OF ALUM ALLOYD	9	13877	7840	18681
760429 OTH BAR,ROD&PROFIL ALUM ALLOYD	10938	64603	11181	53343
760511 ALMU WIRE N-ALLOY MAX DIA>6MM	10908	157259	1731	125493
760519 OTH ALUMINIUM WIRE NOT ALLOYED	11886	101996	13209	71764

Contd.

10.11 Imports by Economic Categories (Detail)

(In Thousand Rupees)

ITEMS	MAY, 2015	FROM JULY, 2014	MAY, 2014	FROM JULY, 2013
760521 ALUM WIR ALLOY MAX CRS DIA>7MM	786	3138		26050
760529 OTH ALUMINUM WIRE, ALLOYED	83	31196	6950	46630
760611 RECTANGLE&SQUARE ALUM NOT ALLY	36713	376064	35577	539598
760612 RECTANGULAR/SQ ALUM MOTALLOYED	101074	1277240	81798	853329
760691 OTH PL,SHET,STRL ALUM NOT ALOY	11974	81165	8928	42442
760692 OTH PL,SHET&STRIP ALUM ALLOYED	34697	172557	28881	249265
760711 ALUM FOIL ROLLED N-WORK/BACKED	220567	2422723	257658	2324405
760719 OTH ALUMINIUM FOIL NOT BACKED	173610	1713259	156024	1266845
760720 ALUMINUM FOIL, BACKED	179343	1486073	157029	1407849
760810 TUBE, PIPE OF ALUM NOT ALLOYED	100	4790	42	5692
760820 TUBE, PIPE OF ALUM ALLOYED	16493	97565	17563	134780
760900 ALUM TUBE,PIPE FIT(COUP/ELBOW)	417	25231	4195	22220
761010 DOORS,WINDOW, FRAMS,THRESHOLDS	7758	67447	9747	34404
761300 ALUM CONT FOR COMP/LIQUE GAS	1083	11864	539	82113
761410 STAND WIR,CABL PL,ALU S-CORE		66894		718321
780200 LEAD WASTE AND SCRAP.		2138		13762
780411 LEAD SHET STRIP FOIL TH>0.2MM		436		
780419 OTHER , LEAD PLATES	4375	13399	2954	8365
790200 ZINC WASTE AND SCRAP.			70	70
790310 ZINC DUST(BLUE POWDER)	483	8721	1744	26997
790390 OTHER ;ZINC POWDER AND FLAKES		1412		1867
790400 ZINC BARS,RODS,PLPROFILE&WIRE	4667	24087	4634	34269
800200 TIN WASTE AND SCRAP.		14		79
811300 CERMETS&ARTICLE INCL WAS/SCRIP		63		
820110 SPADES AND SHOVELS	891	11251	1674	6293
820130 MATTOCKS, PICKS, HOES & RAKES		637		599
820140 AXES,BILLS HOOKS&SIMI HEW TOOL	684	967	475	692
820150 SECATEURS&ONE-HAND PRUNERS SHR		234		
820160 HEDGE SHEARS, TWO-HAND PURNING	19	1324		169
820190 OTH HAND TOOL AGRICUL,HORTICUL	62	1998		10614
820210 HAND SAWS	4710	50628	7499	35707
820220 BAND SAW BLADES	705	10931	1465	11491
820231 CIRCULAR SAW BLADE WITH STEEL	6472	72753	7089	38855
820239 OTH CIRCULAR SAW BLADE,O/MATER	454	32225	369	27539
820240 CHAIN SAW BLADES	1262	8874	511	9412
820291 STRAIGHT SAW BLADES,WORK METAL	680	13957	3686	8394
820299 OTHER SAW BLADES	12951	82975	8341	88345
820310 FILES, RASPS & SIMILAR TOOLS	3469	81071	3905	115351
820320 PILERS,PINCERS,TWEESZERS S-TOL	22466	181921	15300	121235
820330 METAL CUTTING SHEARS&SIM TOOLS	1734	15509	2565	15301
820340 PIPE CUTTERS BOLD CROPPERS,ETC	2090	27475	2428	24946
820411 NON-ADJUS H-OPER SPANER,WRENCH	29158	287639	27876	221078
820412 ADJUSTABLE H-OPER SPANER,WRENC	26353	184252	19397	176261
820420 INTERCHAGEABLE SPANNER SOCKETS	7650	45447	2286	30780
820510 DRILLING,THREADING TAPPING TOL	839	17433	816	15659
820520 HAMMERS AND SLEDGE HAMMERS	3561	35443	2219	36335
820530 PLANES,CHISELS,GOUGE WOOD WORK	728	11611	693	3868
820540 SCREW DRIVERS	18124	118527	9189	66587
820551 OTHER HAND TOOLS H-HOLD N.E.S.	4045	25236	958	7420
820559 OTH HAND TOOL(GLAZZIER DIMOND)	12958	152366	14617	276048
820560 BLOW LAMPS		488		173
820570 VICES, CLAMPS AND THE LIKE	1355	24785	1344	16163
820590 SETS OF ARTI.TWO/MORE,SUB-HEAD	1183	85888	6868	79617
820600 TOOL TWO/MORE OF H.82.02TO.05	7424	20272	455	30693
820713 ROCK DRILLING,EARTH BORING TOL	1277	23798	4170	27524
820719 OTH INC PARTS ROCK DRIL,E-BORI	104829	2053686	236479	2063292
820720 DIES FOR DRAWING/EXTRUD METAL	4299	117001	12364	120472
820730 TOOL FOR PRESS, STAMPING/PUNCH	6240	100239	1531	172500

Contd.

10.11 Imports by Economic Categories (Detail)

(In Thousand Rupees)

ITEMS	MAY, 2015	FROM JULY, 2014	MAY, 2014	FROM JULY, 2013
820740 TOOLS FOR TAPPING OR THREADING	964	15530	1470	59633
820750 TOOL FOR DRILLING O/T ROCK DRL	23975	441243	16871	300206
820760 TOOLS FOR BORING OR BROACHING	861	24558	3841	45999
820770 TOOLS FOR MILLING	5891	32206	2588	46989
820780 TOOLS FOR TURNING	8718	75933	8418	38332
820790 OTH INTERCHANGEABLE TOOLS	23596	428126	46332	594498
820810 KNIVS&CUTING BLADE METAL WORK	2648	32678	1276	33753
820820 KNIVS CUTING BLADE WOOD WORK.	437	27151	2812	27634
820830 KNIVS&CUTING BLADE KITCHEN APP	1349	17524	1340	8358
820840 KNIVS&CUTING BLADE AGRI HORT	2035	33542	3455	22918
820890 OTH KNIVES CUTING BLADES F/MAC	32948	464774	44293	655390
830260 AUTOMATIC DOOR CLOSERS	12747	59374	5076	51407
831190 OTH WIRE&RODS AGGLOMTR B/METAL	35223	806300	9575	116560
840120 MACH/APPRAT,ISOTOPIC SEPRATION		83419		
840130 FUEL ELEMENT NON-IRRADIATED		96		
840140 PARTS OF NUCLEAR REACTORS	963211	4326153	868284	2299109
840211 WATERTUBE BOIL S/PROD>45T/H	430257	5414890	5604	754935
840212 WATERTUBE BOILER S/PROD-45T/H	13635	911105	9814	514863
840219 OTH VAPOUR GENERATING BOILERS,	12674	868195	9863	2072803
840220 SUPER-HEATED WATER BOILERS		341884		28608
840290 PARTS OFSTEAM/OTH VAPOUR G/BOL	11962	303918	98734	1915242
840310 BOILERS	1655	18551	10337	29530
840390 PARTS CENTRAL HEATING BOILERS	10039	537034	322	165062
840410 AUXILIARY PLANT FOR BOILER	193	4453057	130966	252962
840420 CONDENSERS STEAM/VAP POW UNIT		208397		124341
840490 PARTS MASHINE H-8404.1000	2706	192698	107569	401905
840510 PRODUCER WATER GAS GENERATORS	44040	589974	6428	1152524
840590 PART PROD GAS WATER GENERATOR	2303	696710	8569	38018
840610 TURBINES FOR MARINE PROPULSION		543		
840681 OTH TURBINE OUTPUT EXCEED 40MW	28303	28303		501970
840682 O-TURBINE OUTPUT NOT EXC 40MW	252637	3098372	623061	1216724
840690 PARTS OF STEAM TURBINES	72839	2372640	541552	4614442
840710 AIRCRAFT ENGINES		612499	284738	1606509
840721 MARINE PROPULSION ENGINES	35202	338263	38679	448326
840729 OT MARINE SPARK-IGN-ROTRY ENG.	10461	16550	967	2374036
840731 PISTION ENGINE CAPACITY-50CC	3278	56492		762
840732 PISTON ENG CAPACITY 50-250CC	32905	570139	289	378424
840733 PISTON ENG CAPACITY 250-1000CC	2846	53607	2914	60849
840734 PISTON ENG CAPACITY EX1000CC	12872	154846	10204	97548
840790 OTH ENGINES	67181	455173	49790	495320
840810 MARINE PROPULSION ENG-DIESEL	5736	53130	3928	14394
840820 ENGINE FOR VEH CHAPTER-87	30885	326092	39044	498564
840890 OTH ENGINES	74824	1057002	34458	726768
840910 PARTS FOR AIRCRAFT ENGINES	4726	10567		1679
840991 PARTS,SPARK-IGNITON PIST ENGIN	578245	5874440	531775	5632817
840999 OTH PART,COMPRES-IGN PIST ENG	743941	7549454	749116	6592007
841011 HYD,TURBINE,WATER WHEE-1000KW		205008		340600
841012 HYD,TURBN W/WHEEL-1000-10000KW		71392		416445
841013 HYD TURBINE,W/WHEEL>10,000KW	80451	2706334		1055979
841090 PARTS, INCLUDING REGULATORS	962	993206		491654
841111 TURBO-JET THRUT NOT EXCED25KN				284758
841122 TURBO-PROPLER EXCEED 1100KW				5831
841181 OTH GAS TRBIN NOT EXCD 5,000KW	627859	702942		33074
841182 OTH GAS TURBIN EXCE-5,000KW		1135769	973368	2993555
841191 PARTS TURBO-JET /PROPELLERS	560	31041		3901
841199 OTH, PARTS OF GAS TURBINES	353352	9389379	344657	11269916
841210 REACTION ENG OTH THAN TURB-JET	47	334		
841221 LINEAR ACTING,HYD ENGINE&MOTOR	3550	43333	8108	26432

Contd.

10.11 Imports by Economic Categories (Detail)

(In Thousand Rupees)

ITEMS	MAY, 2015	FROM JULY, 2014	MAY, 2014	FROM JULY, 2013
841229 OTH, HYDRAULIC POWER ENG&MOTOR	9788	221994	3355	172123
841231 LINERA ACT,PNEUMATIC ENG&MOTOR	5046	45164	4927	27456
841239 OTH, PNEUMATIC ENG & MOTOR	3051	61069	1890	54528
841280 OTH, ENGINES AND MOTOR	37	260777	1813144	6834250
841290 PARTS OF ENGINES AND MOTOR	104452	573284	28427	190119
841311 PUMPS FOR DISPENSING FUEL/LUB	160356	645696	368217	985148
841319 O-PUMP FITTED MEASURING DEVICE	24336	241118	10229	562112
841320 HAND PUMP O/THN H-841311,19	1436	12350	411	5724
841330 FUEL LUBRICATING/COOLING PUMPS	212930	1995922	90407	1360820
841340 CONCRETE PUMPS	2764	162257	1910	724756
841350 OTH POSITIVE DISPLACEMENT PUMP	15048	1364553	10054	157191
841360 OTH ROTARY PIDISPLACEMENT PUMP	1781	588194	65945	224342
841370 OTH CENTRIFUGAL PUMS	244592	3367561	146984	2082379
841381 OTH PUMS LIQUID ELEVATORS	99697	845135	46088	923506
841382 LIQUID ELEVATORS	935	513712	416	165227
841391 PART OF PUMPS	120802	2194660	122848	1636632
841392 PARTS OF LIQUID ELEVATORS PUMP	732	3960	119	12549
841410 VACUUM PUMS	6940	188398	7693	170062
841420 HAND/FOOT OPERATED AIR PUMS	2824	31343	2010	28901
841430 COMPRESSOR REFRIGERATOR EQUIP	2475455	12403903	1772169	11476762
841440 AIR COMPRESSORS MOUNTED W/CHAS	7855	273897	5434	165632
841451 FANS TABLE,FLOOR,WALL,WINDOW	480956	1521652	276825	1113927
841459 OTH FANS	29054	811342	98406	523141
841460 HOODS MAX-HORIZONTAL SIDE120CM	22173	155510	13456	134471
841480 OTH GAS COMPRESOR&RECYCL RODS	790767	13468066	526639	3988608
841490 PARTS AIR/VACUM PUMPS ETC.	148759	3105574	203078	1611556
841510 WINDOW/WALL TYPE AC/SPLIT SYS	355396	2064537	211282	1933562
841520 A.C.MACHINES FOR MOTOR VEHICLE		26058		4203
841581 A.C.MACH COMP MOTOR DRI FAN	37854	131337	30111	220491
841582 O- AC INCOR REFRIGIRATING UNT	17537	176458	36109	329843
841583 OTH A.C. MACH NOT REFRIG UNIT	15335	558676	2514	375332
841590 PARTS OF AIR CONDITION MACHINE	962077	5630670	700004	4833838
841610 FURNACE BURNERS LIQUID FUEL	86	11117		14126
841620 OTH FURNAC BURNER INCL COMBINT	2256	169935	7634	124178
841630 MECHANICAL STOKERS GRATES ETC	199370	863641		433153
841690 PART OF BURNRS OTH ART OF 7412	5058	138238	8830	97251
841710 FURNAC & OVEN F/ROAST/MELTING	13917	322320	36243	244010
841720 BAKERY OVENS INCL BISCUIT OVEN	7213	69366	1018	166171
841780 OTHER FURNANCE AND OVENS INDUS	24263	614493	8692	304874
841790 PART OF INDUSTRIAL LAB FURNACE	5859	221420	21896	207920
841810 COMBINED REFRIG-FREEZE W-DOORS	12579	144509	7747	71828
841821 REFRIGERATORS HOUSEHOLD TYPE	39745	402999	52770	362060
841829 OTH REFRIGERATOR HOUSHOLD TYP	40600	318667	12043	171884
841830 FREEZERS OF CHEST TYPE	224	35856	1402	15884
841840 FREEZERS OF THE UPRIGHT TYPE	3856	40902	1818	310236
841850 O-FURNI-STORAGE,DISPLY FRZ EQU	4274	106915	8732	275508
841861 OTH REFRIG FREZ EQPT HEAT PUMP	4938	21879		33879
841869 OTH REFRIG FREZ EQPT HEAT PUMP	261979	2243931	98898	2423655
841891 FURNITURE REFRIG FREEZING EQPT		7619		2596
841899 OTH PARTS REFREGERATING EQUIPT	609929	3356142	502395	3167507
841911 INSTANT GAS WATER HEATERS	606	176430	19	58589
841919 OTH INSTANT STRONGWATER HETER	5452	98426	19485	123173
841920 MEDICAL SURGICAL LAB STERILISE	9792	411020	37992	373309
841931 DRYERS AGRICULTUL PRODUCTS	45941	53595	2686	3148
841932 DRYERS WOOD PAPER PULP P/BOARD		26868		17835
841939 OTHER DRYERS	193501	618076	43166	1508833
841940 DISTILLING RECTIFYING PLANT		202871	407105	814552
841950 HEAT EXCHANGE UNITS	13146	1884917	84507	653284

Contd.

10.11 Imports by Economic Categories (Detail)

(In Thousand Rupees)

ITEMS	MAY, 2015	FROM JULY, 2014	MAY, 2014	FROM JULY, 2013
841960 MACHINERY LIQUIFY AIR O/GASES	6652	843955	16773	135510
841981 OTH MACH PLANT EQPT HOT/COL FD	12801	214928	2553	179838
841989 OTH MACHINERY PLANT AND EQPT	894393	16093096	311812	8073745
841990 PARTS MACH PLANT LAB EQUIP ETC.	40686	4518289	200452	1535839
842010 CALENDERING OTH ROLL MACHINES	8161	73361		53106
842091 CYLINDER(FOR CALENDERING MACH)	1142	26305	4297	16959
842099 OTH PART OF CALENDER MACHINE	1271	53139	1524	22856
842111 CREAM SEPARATORS		43656		7862
842112 CLOTHES-DRYERS	12	3598	314	3791
842119 OTH CENTRIFUGES INCLUDING DRYR	8539	1995509	25735	941224
842121 FILTERING PURIFY MACH&APARATUS	266312	3699420	137439	3428309
842122 FILTERING MACH FOR BEVERAGES	551	34705	807	21656
842123 OIL&PETROL-FILTER INT.COMBSN	34365	460413	29333	261108
842129 OTH FILTER MACHS APPARATUS NES	117567	988903	58469	696253
842131 INTAKE AIR FILTER COMBTION ENG	25286	7140420	39233	495068
842139 OTH FILTERING PURIFY MACH/APPA	198747	2155122	274995	2262654
842191 PARTS CENTRIFUGES INCL DRYER	119589	848651	66227	606936
842199 PARTS OF FILTERING PURIFY MACH	41509	985053	44608	425412
842211 DISH WASHING MACHINE HOUSEHOLD	264	13329	2074	10520
842219 OTHER DISH WASHING MACHINE	414	7347		10823
842220 MACH CLEANING/DRYING BOTTLE	29882	101973	13761	56123
842230 MACH FILLING/CLOSING BOTTLES	728345	5477042	141804	6347309
842240 OTH PACKING WRAPPING MACHINE	207200	2026845	283920	2386152
842290 PARTS MACH FIL/CLEAN WRAP PACK	180422	2081869	166003	1608045
842310 PERSONAL WEIGHING MACHINES	2674	48874	4474	28731
842320 SCALES FOR CONT WEIGHING GOODS	418	25207		1248
842330 CONSTANT WEIGHT SCALES/HOPER	1151	39437	2009	48346
842381 OTH WEIGHT MACHINERY-30KG	2989	69196	3355	24001
842382 OTH WEIGHT MACH CAP-30-5000KG	14320	163321	13564	156610
842389 OTH WEIGHING MACHINERY		113328	2744	196888
842390 WEIGHT MACH WTS ALL KINDS&PART	8210	66384	4339	138291
842410 FIRE EXTINGUISHERS W/N CHARGED	17544	397869	10790	150654
842420 SPRAY GUNS&SIMILAR APPLIANCES	9920	160326	8299	147874
842430 STEAM,SAND BLAST,JET PROJ MACH	3624	63698	41	72799
842481 AGRICULTURAL OR HORTICULTURAL	32450	309378	31324	227648
842489 OTH APPL PROJ/DISPERS/SPRY LQD	5575	194047	15479	453077
842490 PART MECH APPLIANCE SPRAY ETC.	33943	835019	56927	476091
842511 PULLEY TACKLE HOISTS POWER	14574	273139	11495	73592
842519 O-PULLY/HOISTS/WINCH/CAPSTANS	15213	140452	8323	249133
842531 WINCH CAPSTAN POWER E/MOT	98	20487		24743
842539 WINCHES CAPSTAN	3318	111993	1258	54976
842541 JACKS,HOISTS-RAISING VEHICLES	2216	25967	279	3348
842542 OTH JACKS AND HOISTS HYDRAULIC	12873	198831	15715	172095
842549 OTH MECHANICAL HANDING EQUIPMT	1180	18425	682	5510
842611 OVERHEAD-TRAVELING CRAN F-SUPO	11327	181260		421584
842612 MOBILE LIFTING FRAME ON TYRES	14623	79511	103051	181648
842619 OTH O/HEAD TRAVEL/TRNSPOT CRAN	3103	178377		1667773
842620 TOWER CRANES	49994	463802		157285
842630 PORTAL OR PEDESTAL JIB CRANES	6221	41408	10219	18619
842641 O-MACHINERY SELF PROP ON TYRES	13657	230783	3840	18784
842649 OTH MACHINERY SELF PROPELLED	613873	959418		708760
842691 O-MACH DESIGED MOUNT ROAD VEH		7111	2202	9494
842699 OTH MACHINERY NOTSELF PROPELED	7765	36428	11483	75812
842710 SELF PROPELL TRUCK WITH EL MOT	51281	425068	44604	297630
842720 OTHER SELF-PROPELLED TRUCKS	80980	934216	83691	765077
842790 OTH WORK TRUCK LIFT/HAND EQUIP	27385	133969	6556	178037
842810 LIFTS AND SKIP HOISTS	74315	1253501	40010	792697
842820 PNEUMATIC ELEVATORS&CONVEYORS	4518	240070	30641	98080

Contd.

10.11 Imports by Economic Categories (Detail)

(In Thousand Rupees)

ITEMS	MAY, 2015	FROM JULY, 2014	MAY, 2014	FROM JULY, 2013
842831 ELEVATOR/CONVEYOR,UN/GROND USE		538	1188	2667
842832 OTH ELEVATOR/CONVEYOR BUKT TYP	11275	149747		22811
842833 OTH ELEVATOR/CONVEYOR BLT TYPE	18578	303351	13555	81365
842839 OTH CONT ACTELEVATOR,CONVEYOR	35404	570926	22833	390667
842840 ESCALATORS & MOVING WALKWAYS	4765	919843	42528	172340
842860 TELEFERICS CHAIR-LIFT,F/FURNIC	145	14691	163	4346
842890 OTH MACHINERY LIFT/HANDLE ETC.	195875	904203	8958	353835
842911 TRACK LAYING BULDOZER/ANGLDOZR	272624	780263	12913	277674
842919 BULDOZRS/ANGLEDRO/TRACK LAYING	40959	196421	969	99400
842920 GRADERS AND LEVELLERS	1989	486595	8104	84041
842930 SCRAPERS		1156		
842940 TAMPING MACHINE & ROAD ROLLERS	16033	263029	32273	406778
842951 FRONT-END SHOVEL LOADERS	79103	724474	54809	2118770
842952 MACHINERY 360 REVOLVG S/STRUTE	20353	46059		90070
842959 OTH MECHANICAL SHOVALS EXCAVOR	676345	3658617	371667	2716466
843010 PILE-DRIVERS /EXTRACTORS	6737	55518	2011	79346
843020 SNOW-PLOUGHS AND BLOWERS				6138
843031 SELF-PROP COAL ROCK CUTTER		221	643	746
843039 OTH SELFPROP COAL/ ROCK CUTTER	2933	67160		61589
843041 OTH BORS SINK MACH SELF-PROPEL	67716	243842		234729
843049 OTH BOR/SINK MACH NOT SELFPROP	1317460	9127322	250564	9860237
843050 OTH MACHINERY SELFPROPELLED	9608	69415	4186	120206
843061 TAMP COMPACT MACH NOT SELFPROP	150	12868	269	70275
843069 OTH MACHINERY NOTSELF-PROPELED	62	28171	197	23610
843110 PARTS MACHINERY HEADING 84.25	5696	41749	1253	40031
843120 PARTS MACHINERY HEADING 84.27	5425	93750	14297	101835
843131 PARTS OF LIFT SKIPHOIST&ESCALT	58978	428985	6150	156087
843139 OTH PARTSLIFT/HANDLE/LOAD MACH	36737	739400	181317	1672248
843141 BUCKETS SHOVELS GRABS & GRIPS	66	64746	289	18057
843142 BULDOZER OR ANGLEDOZER BLADES	63	14762	300	34380
843143 PARTS BOR/SINK MACHINERY	380102	5681581	603425	5385793
843149 PART MACH HEAD 84.26.84.29-30	212059	3598317	260597	2977596
843210 PLOUGHS	52	973		140
843221 DISC HARROWS,SCARIFIERS,CULTI	4477	23607	9619	33914
843229 OTH HAROW SCARIFIER WEDER&HOS	215	2782		9506
843230 SEEDERS PLANERS & TRANSPLANTER		4582	770	10344
843240 MANURE SPREADER&FERTILISER DIS	390	1854		317
843280 OTH AGR HERTI, FORESTRY MACHRY	846	87953		128096
843290 PARTS AGR HERTICULTURAL MACHIN	12076	142531	11766	193920
843311 LAWN MOVER PARKS/SPORTS GROUD	705	71562	1235	4935
843319 OTH MOVER LAWN PARKS SPORTGOOD	354	7542	493	4540
843320 OTH MOWERS INCLUDING CUTER BAR	6298	16146		25349
843330 OTH HAYMAKING MACHINERY		16677		24278
843340 STRAW BALER INCL PICK-UP BALER	2785	31059	3905	122180
843351 COMBINE HARVESTER-THRESHERS	44486	1424949	34882	796196
843352 OTH THRESHING MACHINERY		1682		4439
843353 ROOT/TUBER HARVESTING MACHINES	383	2387		1238
843359 OTH HARVESTING MACHINES	18792	165626	4921	65162
843360 MACH CLEAN SORT EGG FRUT AGPRO	518	211934	62917	100815
843390 PARTS MACH CLEAN/SORT EGG ETC	3632	82844	2390	48139
843410 MILKING MACHINES		18170	885	258217
843420 DAIRY MACHINERY	1138	406784	19399	139383
843490 PART MILKING/DAIRY MACHINERY	15585	77991	8408	74362
843510 MACHINERY (PRESSES,CRUSHES)	187	9311	27729	32152
843590 PART OF JUICE EXTRACTING MACHI	445	3321	30	23942
843610 MACHRY PREP ANIMAL FEED STUFS	31265	671257	66222	218036
843621 POULTRY INCUBATORS & BROODERS	81494	655318	171369	396990
843629 OTH POULTRY KEEPING MACHINERY	126697	1127298	56059	974423

Contd.

10.11 Imports by Economic Categories (Detail)

(In Thousand Rupees)

ITEMS	MAY, 2015	FROM JULY, 2014	MAY, 2014	FROM JULY, 2013
843680 OTH MACHINERY	648	52295	734	22284
843691 PARTS POULTRY KEEP MACH BRODER	5605	85589	1994	53880
843699 OTH PART OF AGRI/HORT MACHINER	14200	168698	5238	126949
843710 MACH CLEAN SORT GRAD GRAIN/VEG	45905	1026738	63442	593013
843780 OTH MACHINERY	11361	700786	43401	675067
843790 PARTS MACHINE USE MILLINDUSTRY	26640	424837	11795	261823
843810 BAKERY MACH MFG MACARONI SPGTI	16615	971109	13091	437834
843820 MACH MANU CONFECTIONERY COCA	38912	469955	179971	831446
843830 MACHINERY SUGAR MANUFACTURE	132	143298	7722	67752
843840 BREWERY MACHINERY				51
843850 MACH PREPARATION MEAT/POULTRY	534	547998	56654	150268
843860 MACH PREP OF FRUITS/NUTS/VEG.	4831	236537	29	200446
843880 OTHER MACHINERY	60819	274637	4399	489450
843890 PARTS MACH/ND MFG FOOD DRINK	16066	265884	39902	236775
843910 MACHINERY M/PULP FIBROUS MATAL	234	50162		34108
843920 MACHINERY MAKE PAPER P/BOARD	70086	658832	23788	196252
843930 MACHINERY FINISH PAPER P/BOARD	85	121773	720	118305
843991 PARTS MACHIN PULP FIBROSMATERL	978	22567	438	13120
843999 OTH PARTS MACHIN PAPER P/BOAD	19633	290741	21904	254276
844010 BOOK-BIND&BOOK-SEWING MACHIN	964	48232	5966	62189
844090 PARTS BOOK BINDING MACHINERY	159	4003		1171
844110 CUTTING MACHINES	27152	387393	57469	552894
844120 MACH MAKE BAGS SACKS/ENVELOP		2281		29829
844130 MACHI MAKE CARTONS BOX TUBEETC	2191	37435	4803	25483
844140 MACH MOULDING ARTICLE P/P,PULP	4964	105642	32370	116433
844180 OTH MACH FOR MAKING P&P/BOARD	124	46742	246	103013
844190 PART MAC H-8441.1000,8441.4000	5049	135899	15617	92709
844230 PRINTING MACH, APATUS&EQUIPMEN	312	86714		58400
844240 PARTS OF THE FOREGOING MACH	711	10499	2481	23847
844250 PLATE ,CYLINDER/PRINT COMPONE	5377	155371	6439	106122
844311 OFF SET PRINT MACHIN REELFED	4137	81405	3313	82857
844312 SHEET FED,OFFICE TYPE S-22&36	2541	31363	13646	82678
844313 OTH OFFSET PRINTING MACHINERY	29801	489541	85420	777628
844314 LETTERPRESS PRI-MACH REEL FED	1306	7725		2785
844315 LT-PRESS P-MACH O/T R-FED,FLEX		55996		6485
844316 FLEXOGRAPHIC PRINTING MACHIN	28997	102528	103599	181019
844317 GRAVURE PRINTING MACHINERY	1559	601665	20520	162657
844319 HOT STAMPING MACHINES	107967	866271	34724	1599288
844331 MACH PERFORM TWO OR MORE FUNCT	35851	209316	13468	104234
844332 PRINTER CONNECT TO AUTOMA DPM	109039	1124481	59687	880044
844339 O-MACH REPRODUC ORIGINAL IMAGE	106936	524047	42079	412850
844391 PART/ACCE PRINTING MACH H-8442	29005	315551	38640	249713
844399 PARTS /ACCE OTH PRINTING MACH	75493	778917	50440	588389
844400 MAC EXTRUD CUT M-MADE TEX-MATE	507727	868384	26196	444998
844511 CARDING MACHINES	216435	2158143	595676	4636739
844512 COMBING MACHINES		208758		188791
844513 DRAWING /ROVING MACHINES	279960	1765851	371803	4094255
844519 OTH MACH TEXTURE FIBRE ETC	126964	1552721	400557	3458122
844520 TEXTING SPINNING MACHINES	173101	3639362	922340	6754637
844530 TEXTILE DOUBLING OR TWIST MACH	4661	184771	8179	488062
844540 TEXTILE WINDING MACHINE	425223	3010297	401873	6613720
844590 OTH MACH, TEXTILE FIBRE	182809	1487539	358068	2478480
844610 WEAVING MACH FAB WD-NOT>30CM	49286	75017		34763
844621 POWER LOOM WEAV FAB EXCED 30CM		5202		2604
844629 OTH WEAVING MACHINES(LOOMS)	44892	722910	167363	754703
844630 WEAV MACH FAB >30CM SHUTLES	596827	6152506	731649	7325875
844711 CIRCULAR KNITTING MACHINE	87319	314008	3048	422656
844712 CIRCULAR KNIT MACH DIA>165MM	25746	375943	44370	386852

Contd.

10.11 Imports by Economic Categories (Detail)

(In Thousand Rupees)

ITEMS	MAY, 2015	FROM JULY, 2014	MAY, 2014	FROM JULY, 2013
844720 FLAT KNIT MACH STITCH-BONDING	70328	416558	14819	184137
844790 OTH MACH GIMPED YARN TULE LACE	636431	6056379	420199	3572955
844811 DOBBIES JACQUARD COPY ETC MACH	29900	244556	10707	90495
844819 OTH AUXILARY MACHIN HD84.44-47	36262	1165901	115865	1314173
844820 PARTS&ACCESORIES MACH H-84.44	16617	72814	8083	282759
844831 CARD CLOTHING	96190	1064078	85015	1168269
844832 PART ACCESORY MACH TEXT FIBRE	1629	83430	16109	77917
844833 SPINDLE SPIND FLYER S/IN RING	167937	1259796	112741	1317062
844839 OTH PARTS&ACCESSORIES 84.45	102254	1516050	147586	1863874
844842 REEDS FOR LOOMS HEALDS&H/FRAM	20664	279216	18444	314737
844849 OTH PART ACCESSORIES WEAV MACH	64544	633421	90582	665312
844851 SINKERS NEEDLES & OTH ARTICLES	35580	335570	31303	415314
844859 PART ACCESSORY MACH HEAD 84.47	24943	384185	29106	481832
844900 MACH MFG FINISH NON WOVENS	23805	70750	131	90371
845011 WASHING MACH FUL-AUTO NOT>10KG	23392	480577	31435	265169
845012 O-MACH BUILT-CENTRIFUGAL DRIER	11657	134300	9298	186760
845019 O-MACH DRY LINE CAPA -NOT>10KG	3075	58262	8269	60810
845020 MACHINE DRY LINE CAP EXCE10KG	493	21629		56169
845090 PARTS FOR H/HOLD WASH MACHINE	15652	145106	23902	196070
845110 DRY-CLEANING MACHINES	7106	31723	1294	7252
845121 DRY MACH OF DRYLINEN CAP<10KG	914	1068		179
845129 OTH DRYING MACHINES	127222	431236	39902	270031
845130 IRONING MACHINES & PRESSES	9405	120419	3602	63236
845140 WASHING BLEACH DYE MACHINES	46870	1231027	110988	1591342
845150 REELING UNREEL FOLDING ETC MAC	31790	136062	26689	170251
845180 OTH MACHINERY	154457	3578531	330225	4670427
845190 PARTS FOR DRY CLEAN/DYING MACH	38027	307912	33570	293878
845210 SEWING MACHINE HOUSEHOLD TYPE	8360	82574	8236	86187
845221 AUTOMATIC UNITS SEWING MACHINE	13578	160713	6644	72904
845229 OTH SWING MACHINES	231614	2305474	251781	1901011
845230 SEWING MACHINE NEEDLES	6207	105564	15081	108331
845290 OTHER PARTS OF SEWING MACHINE	14925	207066	13744	194513
845310 MACH PREP,TANN HIDE,SKIN LEAT	32424	303154	59682	340784
845320 MACH MAKING/REPARING FOOTWEAR	11118	328305	8906	126435
845380 OTH MACH REPAIR H-SKINS/LEATHER	67094	118212	5739	60987
845390 PARTS OF MACH TANNING,FOOTWEAR	9658	90522	4588	81973
845410 CONVERTERS	2287	5236	3676	6000
845420 INGOT MOULDS & LADLES	1200	15712	2104	20043
845430 CASTING MACHINES	3937	313854	26966	386056
845490 PARTS OF CONVERTERS LADLES ETC	5729	61161	3268	102057
845510 TUBE MILLS	33959	153834		139561
845521 HOT/COMBIN HOT&COLD ROLING MIL	3778	386613		108492
845522 COLD, ROLLING MILLS	7833	911492	17055	62582
845530 ROLLS FOR ROLLING MILLS	62051	387053	48119	273388
845590 OTH PARTS METAL ROLLING MILLS	15094	465397	18592	97687
845610 MACH TOOL WORKING BY LSER ETC	40116	80541	3842	32619
845620 MACH OPERATED ULTRASONIC PROCE	287	2065	36	644
845630 MA-TOOL OPER ELECTRO DISCHARGE		27196	415	22841
845690 O-MAC TOOL FOR REMOVAL OF MAT	4223	52157	14421	55468
845710 MACHING CENT FOR WORKING METAL	46191	345389	27566	200662
845720 UNIT CONSTRUCTION MACH(SINGLE)		2658	906	1360
845730 MULTI-STATION TRANSFER MACH		53887		129143
845811 HORIZONTAL LATH NUMERICL CONTROL	1213	100556	3877	114171
845819 OTHER, HORIZONTAL LATHES	6236	130234	7780	105683
845891 OTH LATHES NUMERICALLY CONTROL	531	58921		35611
845899 OTH LATHES FOR REMOVING METALS	10960	128317	10656	105714
845910 WAY TYPE UNIT HEAD MACHINES	283	14855	51	2123
845921 OTH DRILL MACH NUMERICAL CONT	59	11161		5800

Contd.

10.11 Imports by Economic Categories (Detail)

(In Thousand Rupees)

ITEMS	MAY, 2015	FROM JULY, 2014	MAY, 2014	FROM JULY, 2013
845929 OTHER DRILLING MACHINES	3507	113398	2538	134825
845931 OTH BOR/DRIL MACH NUMERI CONTR		507		4069
845939 OTHER BOARING-MILLING MACHINES		8948	66	3395
845940 OTHER BORING MACHINES	2376	77062	2322	49570
845951 MILLING MACH KNEE TYPE N.CONTR		772		11327
845959 MILL MACH W TRAVERSER =<300MM	1718	47742	4035	20607
845961 OTH MILLING MACH NUMERCAL CONT		27005	707	14289
845969 OTHER MILLING MACHINES	2928	107071	15689	60940
845970 OTH THREAD/TAPPING MACH	1202	48544		39438
846011 F.SURFACE GRIND MACH NUM CONTR		890		1860
846019 OTH F.SURF GRIND MAC AXIS0.01M	1186	32510	25	26065
846021 OTH GRIND MACH NUMERICAL CONTR		23893		25415
846029 OTH GRIND MACH AXIS 0.01MM	1933	13866	16	4364
846031 SHARPENING MACH NUMERCAL CONTR		9053	1008	1008
846039 OTH SHARPENING MACH-TOOL	2574	10731	64	7167
846040 HONING OR LAPPING MACHINES		18900	254	11083
846090 OTHER MACHINE TOOLS	1314	82776	2190	19987
846120 SHAPPING OR SLOTING MACHINES	2050	45067	109	14735
846130 BROACHING MACHINES		589		475
846140 GEAR CUTTING,GRIND/FINISH MACH	7074	49636	2225	45367
846150 SAWING OR CUTTING-OFF MACHINES	2335	96417	4260	122739
846190 OTH MACH TOOL FOR METAL WORK	3509	64093	1112	24811
846210 FORGING/DIE-STAMP MACH&HAMMERS	13110	279866	4694	49389
846221 BEND,FOLD,ETC MACH NUM CONTROL		5468		368
846229 OTH BENDING,FOLDING MACH	101245	235327	821	43693
846231 SHEARING MACH NUMERICAL CONTRO		29658		4933
846239 OTH SHEARING MACH	55816	102207	5020	81279
846241 PUNCH/NOTCH MACH NUM CONTROLLED	4196	5065		2875
846249 OTH PUNCHING/NOTCHING MACH	6208	114637	4669	43194
846291 HYDRAULIC PRESSES	8867	73206	2062	136620
846299 OTH PRESSES FOR WORK METAL	3116	127039	4790	112674
846310 DRAW-BENCH FOR BARS,TUBES WIRE	4983	13439		8175
846320 THREAD ROLLING MACHINES	164	12915		8694
846330 MACHINES FOR WORKING WIRE	6516	25675	3234	29350
846390 OTH MACH TOOL WORKING METALS	3572	31035	2210	19889
846410 SAWING MACHINES		16742	9846	29683
846420 GRINDING OR POLISHING MACHINES	5560	62754	22355	56548
846490 OTH MACH TOOL WORK STONE/CER/C	23672	118371	8883	88217
846510 MACHINE FOR MECHANIC OPERATION	67	2895	659	49987
846591 SAWING MACHINES	642	21490	613	10189
846592 PLANING,MILLING, MOULD MACH	2602	12004	732	5884
846593 GRINDING SANDING POLISHING MAC	1340	31820	378	69586
846594 BENDING OR ASSEMBLING MACHINES	791	86337	145	4330
846595 DRILLING OR MORTICING MACHINES	145	9881	560	4997
846596 SPLITING SLICING PARING MACH	346	19675	723	16229
846599 OTH MACH TOOL FOR WOOD CORKETC	443	176743	853	73729
846610 TOOL HOLDER SELF OPEN DIEHEAD	3148	40608	9164	38222
846620 WORK HOLDERS		35186	199	3692
846630 DIVIDING HEAD & ATTACH M-TOOL	288	7074	8	1235
846691 OTH PART FOR MA-TOOL H.84.64	2211	10006	5751	10699
846692 OTH PART FOR MA-TOOL H.84.65	9222	48578	1987	29324
846693 PART/ACCES MACH TOOL PLAN ETC	7595	190606	1321	86416
846694 PART/ACCES MACH TOOL FOLD ETC	5144	99478	16182	1195799
846711 PNEUMATIC ROTARY TYPE TOOLS	483	7044	627	5902
846719 OTH PNEUMATIC TOOLS FOR WORK	1221	53685	2899	26906
846721 DRILL W ELEC MOTOR OF ALL KIND	15237	109822	6989	86470
846722 SAWS SELF CONTAINED ELE-MOTOR	2737	17967	1829	9272
846729 OTH TOOL WITH ELECTRIC MOTOR	46243	370813	30641	211668

Contd.

10.11 Imports by Economic Categories (Detail)

(In Thousand Rupees)

ITEMS	MAY, 2015	FROM JULY, 2014	MAY, 2014	FROM JULY, 2013
846781 CHAIN SAWS	3189	33861	639	17482
846789 OTH TOOL WORKING IN HAND	4496	77385	4154	25933
846791 PARTS OF CHAIN SAWS	1037	10598	128	5732
846792 PARTS OF PNEUMATIC TOOLS	1001	16354	534	17541
846799 OTH PART TOOL WOR IN THE HAND	12847	136209	4271	109439
846810 HAND HELD BLOW PIPES		294		
846820 OTH GAS-OPERATED MACH APPARATU	39669	79483	1035	12423
846880 OTH MACH FOR SOLDER,BRAZING	3737	72800	7660	40173
846890 PARTS FOR SOLDERING,BRAZIN MAC	3734	23402	2186	39281
846900 TYPEWRITER;WORD PROCESS MACH	104	1323		1557
847010 ELEC CALCULATOR,DATA REC MAC	14134	145243	9916	95654
847021 CALC. MACH W PRINT DEVICE	3	105	15	299
847029 OTH ELECTRO CALCULATING MACHIN		575		132
847030 OTHER CALCULATING MACHINES	16	122		1377
847050 CASH REGISTERS	906	53631	4746	32671
847090 OTH POSTAGE,TICKET ISSUE MACH	13955	35436	845	14206
847130 PORTABLE AUTOMATIC DP MACHINE	1109958	19616338	1033616	8389250
847141 OTH AUTOMATIC DATA PRO MACHINE	29848	1691574	78637	497855
847149 OTH PRESENTED IN FORM SYSTEMS	71324	321365	4651	251865
847150 PROCESSI UNIT O/T,H-8471.41,49	388270	3944476	89908	2126901
847160 INPUT,OUTPUT UNIT IN S-HOUSING	71247	990562	55737	575966
847170 STORAGE UNITS	56851	923790	44355	818191
847180 OTH UNITS OF AUTO DAT PRO MACH	17658	92874	10537	131017
847190 OTH LAN,BRIDGES,HUBS EXCL SWIT	30943	577717	21066	637447
847210 DUPLICATING MACHINES	1004	3591	120	1272
847230 SORTING/FOLDING/AFFIXING MACH		859		1812
847290 OTHER, OFFICE MACHINES	84178	1571720	42633	1265102
847310 PARTS/ACCESS OF MACH H-84.69	54	1827		963
847321 PART CALC MACH H-8470.10.21.29		127		510
847329 OTH PARTS OF MACH H-84.70	253	142624	6096	27900
847330 PARTS/ACCESS OF MACHINE 84.71	90264	1143896	52244	1147382
847340 PARTS/ACCESS MACHINE HEAD84.72	15850	239932	15575	176024
847350 PARTS/ACCESS MAC HD84.69-84.72	136	8790	114	3915
847410 SORTING/SCREENING/WASHING MACH	6849	218468	49301	176687
847420 CRUSHING OR GRINDING MACHINES	32310	785275	1249909	1493700
847431 CONCRETE OR MORTAR MIXERS	25000	931400	38068	450722
847432 MACH FOR MIXING MINERAL&BITUME	12358	243131	20311	414402
847439 OTH MACH FOR MIXING MINERALS	1582	97572	21105	116632
847480 OTHER MACHINERY	127653	254068	1200	115790
847490 PART OF SORTING,SCREENING MACH	55290	1142348	59845	1261607
847510 MACH FOR MAKING ELEC LAMP/TUBE		152		575
847529 OTH GLASS WORKING MACHINES	11753	266393	22412	435030
847590 PARTS OF MACHINES H-NO.84.75	5190	70031	5217	129067
847621 BEVERAGE/VENDING MA W REFRIG		4037		
847629 OTH,AUTOMA BEVERG-VENDING MACH		1827		1769
847681 OTH MACH HEATING/REFRIG,DEVICE	1226	2089		625
847689 OTH MACH INCL MONEY CHANG MACH	579	5468	331	2640
847690 PARTS OF MACH HEADING 84.76	328	465		276
847710 INJECTION-MOULDING MACHINES	310412	2164948	225487	2970749
847720 EXTRUDERS	71901	691324	28136	356671
847730 BLOW MOULDING MACHINES	250687	1121455	13529	765243
847740 VACCUM MOLDING/THERMOFORM MACH	1922	90341	43103	118467
847751 MACH MOULD PNEUMATIC TYRE,TUBE		210351	12158	163832
847759 OTH MACH FOR MOLDING/FORMING	2017	106841	3316	86872
847780 OTH MACH FOR WORKING RUB/PLAST	58030	1001122	18313	1482232
847790 PARTS OF MACH,WORKING RUB/PLAS	56796	661391	44185	735637
847810 MACH FOR REPARING TOBACCO	15405	224180	194268	991719
847890 PARTS OF MACHINES OF H-84.78	46289	427045	24055	432460

Contd.

10.11 Imports by Economic Categories (Detail)

(In Thousand Rupees)

ITEMS	MAY, 2015	FROM JULY, 2014	MAY, 2014	FROM JULY, 2013
847910 MACH FOR PUBLIC WORKS,BUILDING	25258	422788	37362	734116
847920 MACH FOR EXTRACT/PREP FATS/OIL	12353	299639		175485
847930 PRESS PARTICAL/FIBRE BOARD ETC	388261	649317	36954	594128
847940 ROPE OR CABLE MAKING MACHINES		84854	14498	65954
847950 INDUSTRIAL ROBOTS(N.E.S.)	1256	78438	381	12262
847960 EVAPORATIVE AIR COOLERS	56806	459306	24371	241997
847979 OTH PASSENGER BOARDING BRIDGES	104	283706		23176
847981 MA FOR TREATING METAL/FLE WIRE	1497	77107	3794	57715
847982 MIX/KNEAD/CRUSH/GRIND ETC MACH	73335	3854458	442336	8009580
847989 OTH APPLI IDIVIL FUNCTIO MACH	176585	8579306	210550	3451176
847990 PART OF MA H- 8479.20.60.82.84	61703	1686733	227215	1437497
848010 MOULDING BOXES FOR MET FOUNDRY	1144	20268	1369	21100
848020 MOULD BASES	13362	72410	307	29566
848030 MOULDING PATTERNS	5274	69542	579	6986
848041 INJECTION OR COMPRESSION TYPES	15699	71930		41128
848049 OTH, MOULDS FOR METAL/CARBIDES	8958	294691	15482	240558
848050 MOLULDS FOR GLASS	2307	79796	5528	48565
848060 MOULDS FOR MINERAL MATERIALS.	7175	48127	1121	117667
848071 INJECTION OR COMPRESSION TYPES	51218	515116	18073	692416
848079 OTH MOULDS FOR RUBBER/PLASTICS	84812	997091	284093	1802176
848110 PRESSURE-REDUCING VALVES	129426	2553057	342730	3622241
848120 VALVES,OLEOHYD/PNEUMATIC TRANS	29430	2025038	28772	374689
848130 CHECK (NONRETURN) VALVES	81683	897142	72262	766036
848140 SAFETY OR RELIEF VALVES	19089	733264	34043	537066
848180 OTH APPLIANCE(TAP,COCKS,VAL)	510157	6878126	404296	7113371
848190 PARTS OF APPLICANCE H-NO.84.81	105959	958340	100649	1079767
848210 BALL BEARINGS.	307471	3371591	291727	3097276
848220 TAPERD ROLLER BEARING INC CONE	72178	677842	67086	657317
848230 SPHERICAL ROLLER BEARINGS	17320	334996	42284	405330
848240 NEEDLE ROLLER BEARINGS	18728	78143	4123	57023
848250 OTH CYCLINRICAL ROLLER BEARING	28488	234333	17495	185296
848280 OTH COMBINED BALL/ROLLER BEAR	78995	532873	23344	361051
848291 BALLS, NEEDLES/ROLLERS PARTS	10321	162046	12286	156485
848299 OTH PARTS OF BALL/ROLLER BEAR	12349	272370	10314	213908
848310 TRANSMISSION/CRANKS/SHAFTS.CAM	183614	2790921	194646	4508449
848320 BEARING HOUSING-BALL/ROLR BEAR	7009	122019	12292	120433
848330 BEARING HOUSING NOT INCOR BEAR	130767	1770456	324238	1697202
848340 GEAR,CHAIN SPOK,GEAR BOXES ETC	200165	1908714	117738	1304441
848350 FLYWHEL/PULEY INCL PULEY BLOCK	4408	108001	9276	109237
848360 CLUTCHES AND SHAFT COUPLING	44051	642828	38874	531379
848390 PARTS OF HEADING 84.83	31815	461589	21706	480374
848410 GASKET&SIMILAR JOINT OF MATALS	60806	737813	71037	746578
848420 MECHANICAL SEALS	39098	553812	35938	391411
848490 OTH GASKET&SIMI JOINT DISSIMIL	65422	723971	61744	2106263
848610 MACH FOR MANUF BOULES / WAFERS		10		4474
848620 MAC FOR MANUF S-COND,I-CIRCUIT		21824	21548	25731
848630 MACH FOR MANUF FLAT PANEL DISP		44		5119
848640 MACH FOR MANU OF I-CIRCUIT,NES				46726
848690 PARTS&ACCE OF MACH MANU S-COND		12044		590
848710 SHIPS/BOATS,PROPELLERS&BLADES	657	16413	198	3521
848790 O-PARTS&ACCE NOT CON ELE-CONNE	22453	326406	22109	379878
850110 ELEC MOTOR OUTPUT NOT>37.5.WAT	120108	716997	48946	638329
850120 UNIVERSAL AC/DC MOTOR >37.5 W	31978	264072	7757	119147
850131 OTH DC MOTOR/GEN 0-P=750 WATT	19384	194878	1533	142171
850132 O-DC MOTOR/GEN 0-P-750W-75KW	1016	121857	1611	81557
850133 OTH DC MOTO/GEN 0-P-75KW-375KW	2064	100306		57274
850134 OTH DC MOTOR/GEN OUTPUT >375KW	1166	148016		427006
850140 OTH AC MOTORS,SINGLE-PHASE	217113	1415817	56890	1086097

Contd.

10.11 Imports by Economic Categories (Detail)

(In Thousand Rupees)

ITEMS	MAY, 2015	FROM JULY, 2014	MAY, 2014	FROM JULY, 2013
850151 OTHER AC MOTORS MULTI-PHASE	35380	279929	18983	180112
850152 AC MOTORS,OUTPUT-750W-75KW	109986	1803009	122164	1529254
850153 AC MOTORS,OUTPUT>75KW	17963	556749	35624	350273
850161 AC GENERATORS OUTPUT NOT>75KVA	26112	451134	53645	565226
850162 AC GENERATORS OUTPUT-75-375KVA		122290	4582	99502
850163 AC GENERATOR 0-P-375KVA-750KVA	251	16282	890	33460
850164 AC GENERATORS OUTPUT >750 KVA	3043	7488283	168817	450882
850211 EL GNERATOR (DIESEL)0-P>75 KVA	167430	3170108	566011	3777238
850212 GENER SET(DIESEL)OP- 75-375KVA	109740	1600297	165734	1678497
850213 GENER SET(DIES ENG)OP>375KVA	513792	9769897	670026	11926869
850220 GENER SET(SP-ING ENG)OP>375KVA	1724702	5251914	477334	4739634
850231 GENERATING SETS,WIND POWERED	1238275	4512526		6019812
850239 OTHER GENERATING SETS	1245239	24014550	267083	6936568
850240 ELECTRIC ROTARY CONVERTERS.	268	1277		7344
850300 PARTS FOR MACHIN H-85.01/85.02	169812	3324781	391737	2586029
850410 BALLAST FOR DISCHARG LAMP/TUBE	11273	160697	19053	121063
850421 LIQUID DIELECTRIC FORMERS	6795	34516	28156	473587
850422 LIQ D-E T/FORMER-650-10000KVA		24164	6080	392366
850423 LIQ DI-ELE T/FORMER >10000KVA	1439	136397		1533399
850431 OTH TRANSFORMER-PHC-NOT>1 KVA	47425	626864	42355	590473
850432 OTH TRANSFORMER-PHC-1KVA-16KVA	3575	109745	5872	456157
850433 OTH TRANSFORMER-PHC-16-500KVA	13330	389748	13544	449662
850434 OTH TRANSFORMER-PHC>500 KVA	383149	4136781	357225	1716435
850440 STATIC CONVERTERS	647049	7611501	416374	5649157
850450 OTHER INDUCTORS	25797	308362	9235	305602
850490 PARTS ELEC POWER MACH H-8504	96989	1207226	80452	1125789
850511 PERMANENT MAGNETS AND ARTICLES	2442	62118	980	43507
850519 OTH PERMANENT MAGNETS&ARTICLES	26243	162273	20867	137484
850520 EL-MAGNET COUPLING,CLUTCH ETC	1483	36953	29056	89701
850590 OTH EL-MAGNET INC/PART HD85.05	6741	155529	10202	65877
850610 MANGANESE DIOXIDE P/CELL&BATT	65922	792258	44910	749179
850640 SILVER OXIDE P/CELL&BATTERIES				917
850650 LITHIUM PRIMARY CELL&BATTERIES	30280	328229	31883	310707
850660 AIR ZINC PRIMARY CELL&BATTRIES	36	5401	820	26335
850680 OTHER PRIMARY CELL&BATTERIES	32423	415304	22832	409227
850690 PARTS OF PRIMARY CELL&BATTEIES	727	45817	2147	28919
850710 LEAD-ACID ACCUMULATOR(STARTNG)	181	42615	1307	57389
850720 OTHER LEAD-ACID ACCUMULATORS	486663	5594037	624693	4587115
850730 NICKEL-CADMIUM ACCUMULATORS	1142	98763	49359	62978
850740 NICKEL-IRON ACCUMULATORS	28	28		23
850750 BATTRIES NICKEL-METAL HYDRIDE	3331	6003	33	656
850760 BATTRIES LITHIUM-ION	17344	47307	722	5892
850780 OTHER ACCUMULATORS	21671	252100	13741	341281
850790 PARTS EL-ACCMOLATOR INCL SEPR	41114	402975	43984	356248
850811 VACUUM CLEANER SE-CONTA E-MOTOR	9086	49123	5528	36714
850819 OTH VACUUM CLEANERS SELF MOTOR	1209	32295	3870	25329
850860 OTHER VACUUM CLEANERS	168	25947	197	12463
850870 PARTS OF VACCUM CLEARNERS	32	3937	61	1541
850940 FOOD GRINDER/MIXERS&JUICE EXT	51654	651983	67487	604379
850980 OTH DOMESTIC APPLIANC	12969	173342	14796	110788
850990 PARTS DOMESTIC APPLIAN	18960	230890	17312	209096
851010 SHAVERS SELF CONTAINED EL-MOTO	3092	43335	16514	57281
851020 HAIR CLIPPERS SELF CON EL-MOTO	7403	37977	8153	41558
851030 HAIR-REMOVING APPLIANCES	3198	78430	2209	49605
851090 PART OF SHAVER/CLIPPER/REMOVER	6554	21873	5059	7310
851110 SPARKING PLUGS	63826	838185	77678	737122
851120 IGNITION/DYNAMOS MAG-FLYWHEELS	18520	95349	5680	93418
851130 DISTRIBUTORS;IGNITION COILS	26651	263323	13407	173222

Contd.

10.11 Imports by Economic Categories (Detail)

(In Thousand Rupees)

ITEMS	MAY, 2015	FROM JULY, 2014	MAY, 2014	FROM JULY, 2013
851140 STARTERS MOTORS/DUEL PUR GENER	4587	110608	3798	108147
851150 OTHER GENERATORS	127917	170716	1159	21655
851180 OTH EL-IGNITION/START EQUIP	2939	20451	1249	30256
851190 PARTS OF THE HEADING NO.85.11	69111	883140	180664	516174
851210 LIGHTS SIG EQUIP BICYCLE USED		3645	16	4128
851220 OTH LIGHTING SIG EQUIPMENT	183519	1617267	67297	933068
851230 SOUND SIGNALLING EQUIPMENT	17729	141689	4463	71513
851240 WINDSCREEN WIPER,DEFROST/DEMIS	6382	35680	4317	28605
851310 PORTABLE ELECTRIC LAMPS	74216	1349744	60576	800351
851390 PARTS(OF THE HEADING NO.85.12)	1229	6359	99	6493
851410 RESISTANCE HEATED FURNACE/OVEN	2142	9662	1833	7348
851420 INDUCTION/DIELECTRIC FUR/OVENS		21691		110046
851430 OTHER FURNACES AND OVENS	6232	197974	19312	171003
851440 OTH IND/DI-EL HEATING EQUIPMNT	1253	44860	374	18963
851490 PARTS(OF HEADING NO.85.14)	3312	73260	9323	57369
851511 SOLDERING IRONS AND GUNS	3512	66192	1471	20981
851519 OTH BRAZING/SOLDER IRONS&GUNS	5322	55139	2287	22410
851521 MACHINES,RES WELDING OF METAL	1152	10937	1403	120748
851529 OTH MACH RES WELDING OF METAL	4242	149606	5636	74430
851531 MACH ARC WELDING METAL F/AUTO	7307	19597	284	50526
851539 OTH MACH/APP ARC WELDING METAL	14048	216561	17395	484446
851580 OTH MACH/APP HOT SPRAYING METL	11035	106347	51063	281631
851590 PARTS(OF HEADING NO.85.15)	30263	144553	18028	164396
851610 ELE INSTANEOUS/IMERSION HEATER	1581	62739	597	16740
851621 STORAGE HEATING RADIATORS		15122		1470
851629 OTH ELE SPACE/SOIL HEATNG APPA	3463	445850	4728	124572
851631 HAIR DRYERS	1950	44109	6413	51616
851632 OTHER HAIR DRESSING APPARATUS	3240	41942	1796	24214
851633 HAND DRYING APPARATUS	17	4600	41	2183
851640 ELECTRIC SMOOTHING IRONS	10840	111654	12645	108002
851650 MICROWAVE OVENS	9952	186007	10759	185398
851660 OTH OVEN/COOKER/GRILL/ROASTERS	22493	196151	13649	138080
851671 ELECTRIC COFFEE OR TEA MAKERS	925	98184	4280	46897
851672 ELECTRIC TOASTERS	11185	189205	12897	104975
851679 OTH ELECTRIC-THERMIC APPLIANCE	34871	252904	17906	185963
851680 ELECTRIC HEATING RESISTORS	12504	168667	15749	142507
851690 PARTS EL-THERMIC APP H-85.16	91309	1004701	88151	882124
851711 LINE TELEPHONE CORDLESS H-SETS	4632	71338	6580	42904
851712 TELEPHONE FOR CELLULAR NETWORK	5910926	66246958	4744414	58615541
851718 OTHER TELEPHONES	2614	115240	7655	76039
851761 BASE STATIONS FOR WIRELESS N-W	155628	3861615	134349	6390989
851762 MACH FOR RECEPTION VOICE/IMAGE	1100120	25026400	3132116	18970390
851769 OTHER APPARATUS	546343	13260503	1028448	11904653
851770 PARTS FOR TELEPHONES/WIRELESS	250720	9076928	2189333	12489802
851810 MICROPHONES AND STANDS THEREOF	4049	52218	2342	41266
851821 SINGLE L/SP MOUNTED IN ENCLOUR	16221	178994	13602	133607
851822 MULIPLE L/SP MOUNTED IN ENCL	18498	281154	19202	261881
851829 OTH L/SP NOT MOUNTED IN ENCL	37471	394167	23103	240304
851830 HEAD/EAR/MICRO PHONE SPEAK SET	39056	429975	32034	307800
851840 AUDIO FREQUENCY ELEC.AMPLIFIER	3639	57649	1997	43357
851850 ELECTRIC SOUND AMPLIFIER SETS	2015	32960	542	144391
851890 PARTS & ACCESSORIES HEAD 85.18	4954	133750	5328	39816
851920 APPA OPERATED BY COINS,BANKNOT				55
851930 TURNTABLES (RECORD-DECKS)		275		56
851950 TELEPHONE ANSWERING MACHINES	1566	1566		9
851981 O-APPA USING MAG/OPTICAL MEDIA	12	815	42	2278
851989 OTH COMPACT DISK PLAYERS	3219	30613	2871	40511
852110 MAGNETIC TAPE TYPE	5015	29741	21655	57357

Contd.

10.11 Imports by Economic Categories (Detail)

(In Thousand Rupees)

ITEMS	MAY, 2015	FROM JULY, 2014	MAY, 2014	FROM JULY, 2013
852190 OTH VIDEO REC/REPRODUCING APP	11103	155578	14311	148717
852210 PICK UP CARTRIDGES		69		1285
852380 DATA/SOUND RECORDED AUTO.DPM	671909	7130774	648534	6062870
852550 TRANSMISSION APPA FOR RADIO/TV	28786	198736	1591	1187414
852560 TRANSMISSION APPARATUS	36848	278049	16571	411588
852580 TV CAMERAS,DIGI/VIDEO CAMERA-R	69332	563341	52643	431868
852610 RADAR APPARATUS	138	27823		5534
852691 RADIO NAVIGATIONAL AID APPARAT	11521	222918	13602	170305
852692 RADIO REMOTE CONTROL APPARATUS	112	8652	109	550
852712 POCKETSIZE RADIOCASSETE PLAYER	172	2869	146	3398
852713 OTH APPA COMB W/SOUND REC/PRO				1191
852719 OTH RECORDING/REPRODUCING APPA	1845	33276	2077	31868
852721 OTH RADIO BRO-RECEIVER FOR VEH	3655	44032	2977	16316
852729 OTH SOUND REC/REPRO APPA VEH	6193	368985	5356	38940
852791 OTH APPA COMB W/SOUND REC/PRO		319		1759
852792 APPA NOT COMB W-S-RECOR/REPROD	14	207		
852799 MODEMS FOR SUND RECOD APPA	2366	4638	534	28408
852841 MONITORS AUTOM DATA PRO SYSTEM	806	143973	3377	81224
852849 OTH CATHODE-RAY TUBE MONITORS	159	7324	1789	12404
852851 OTH MONITOR DATA PROCESSING SY	257006	2444923	209155	1763433
852859 OTHER MONITORS	3581	60388	3924	73279
852861 PROJECTOR FOR AUTO- DPS-H8471	18993	188574	8212	108441
852869 MULTIMEDIA PROJECTOR-FOR DP-SY	77	4170	819	8442
852871 RECEPTION APPA FOR TV	11538	212831	9888	133022
852872 OTH COLOUR TV SETS	49010	1360965	13038	310118
852873 OTH MONOCHROME RECEPTION-APPA		13		
852910 AERIALS/REFLECTORS ALL KINDS	16715	369427	8932	222517
852990 OTH PARTS/APP H-85.25-85.28	338005	4596824	244693	5203196
853010 EL-SIGNAL EQP RAILWAY/TRAMWAY		3046		204997
853080 OTH SIGNAL EQP EL TRAFIC CONT	3399	88337		70547
853090 PARTS OF EQP HEAD 85.30	114	15104	526	21359
853110 BURGLAR/FIRE ALARMS/SIMIL APPT	12571	356735	5286	193720
853120 INDICATOR PANEL INCORP LCD/LED	9453	175876	8764	111312
853180 OTHER APPARATUS	42334	146773	6583	135488
853190 PARTS ELEC SOUND/VIS SIG APPT	2878	108824	21231	8168542
853210 FIX CAPACITO 50/60HZ CAP.5KVAR	36413	375978	12747	217971
853221 OTHER FIXED CAPACITOR	39	1173	176	1062
853222 ALUMINIUM ELECROLYTIC FIX CAP	491	15799	1162	9547
853223 CERAMIC DIELEC,SIN-LYR FIX CAP	283	8558	544	4487
853224 CERAMIC DIELEC MUL-LYR FIX CAP	4289	18885	469	11724
853225 DIELECTRIC PAPER PLAS FIX CAP	2275	17843	1384	15342
853229 OTHER FIXED CAPACITORS	39757	279232	16510	557830
853230 VARIABLE/ADJUSTABLE CAPACITORS	2627	23662	7375	20212
853290 PARTS OF ELECTRICAL CAPACITORS	1377	26390	1274	29539
853310 FIXED CARBON RES COMP/FILMTYPE	10137	71055	7474	35955
853321 OTH FIXED RES CAPACITY < 20 W	255	3310	3	6767
853329 OTHER FIXED RESISTORS	13024	120894	7303	97024
853331 W/WOUND RESISTOR- RHEO&POTEN	1809	23171	2122	15911
853339 OTH W/WOUND VARIABLE RESISTORS	1508	25174	4380	30423
853340 OTH VAR RES INCL REHEOSTATS	7917	90005	3511	42747
853390 PARTS FOR ELECTRICAL RESISTERS	1398	10617	1305	8066
853400 PRINTED CIRCUITS	71442	859105	39687	704068
853510 FUSES FOR VOLTAGE >1000 VOTTS	2761	48301	7625	49857
853521 AUTOMA C-BRAKER VOT <72.5 KV	60599	724841	46083	634867
853529 OTH AUTOMATIC CIRCUIT BRAKER	94687	585202	255304	1068988
853530 ISOLATING/MAKE-AND-BREAK SWIT	12333	169535	382825	552042
853540 LIGHT ARRESTER,VOL LIMITER ETC	4514	159108	10120	122071
853590 ELEC APP SWITCHING CIR>1000VOL	30849	492329	28060	1744084

Contd.

10.11 Imports by Economic Categories (Detail)

(In Thousand Rupees)

ITEMS	MAY, 2015	FROM JULY, 2014	MAY, 2014	FROM JULY, 2013
853610 FUSES FOR VOLTAGE <1000 VOLTS	4896	78881	7790	58315
853620 AUTOMATIC CIR BREAKER	180225	2014601	184225	1710523
853630 OTH APP PROTECTING ELEC CIRCUL	3297	175235	2801	42847
853641 RELAYS FOR VOLTAGE	5893	193151	12140	120726
853649 OTHER, RELAYS	75232	869998	76510	986411
853650 OTHER SWITCHCES	68704	834742	65776	697815
853661 LAMP HOLDERS	8158	79119	3821	52633
853669 OTHER,PLUGS AND SOCKETS	92285	798605	70680	680373
853670 CONNECTORS FOR OPTICALFIBRES	2256	36079	19737	52226
853690 OTH ELECTRICAL APPARATUS	75597	1191764	89862	1109300
853710 BOARD,PANEC ETC VOLTAGE-1000V	319863	4044154	632055	3879116
853720 BODIES,CONSOLE ETC VOLT>1000V	116181	733552	492058	2141077
853810 BOARD,PANELS GOODS HEAD 85.37	20751	450424	15015	386587
853890 OTH PARTS SUITABLE GOOD H85.37	146691	2277501	181711	1903296
853910 SEALED BEAM LAMP UNITS	4865	97172	7634	83602
853921 TUNGSTEN HALOGEN LAMPS	16300	221165	10026	186401
853922 OTH LAMPS 200W FOR VOLT>100V	16805	107500	5856	131046
853929 OTH FILAMENT LAMPS EXCL U-VIOL	40242	463417	24450	444852
853931 DISCHARGE LAMP O/TAN U-V-LAMP	7961	155518	4789	105437
853932 MERCURY OR SODIUM VAPOUR LAMPS	3808	48450	6490	39842
853939 OTH DISCHARGE LAMPS,O/TH ULTRA	719065	8162491	549272	9994937
853941 ARC-LAMPS (ELECTRIC)	385	5085	655	5098
853949 OTH ULTRA-VOILET/INFRA-REDLAMP	7336	31986	3119	37429
853990 PARTS ELECTRIC FILAMENT/D-LAMP	17110	350567	21310	279365
854011 CATHODE-RAY TV PICTURE TUBES	2328	101662	8692	160754
854020 TV CAMERA TUBE(IMAG CONVERTER)				954
854040 DATA GRAP DISPL TUBE,COLO/MONO		108		
854060 OTHER CATHODE-RAY TUBES		203		1367
854071 MAGNETRONS	27271	262375	23922	255286
854079 OTH,MICROWAVE TUBE,CARCINOTR		851		
854081 OTHER VALVES AND TUBES:	560	582		3900
854089 OTHER VALVES ANA TUBES,N.S.	48	5240	1154	5120
854099 OTH PARTS OF HEADING NO.85.40	64	356	14	386
854110 DIODES,OTH THAN PHOTOSENSITIVE	8965	141832	9740	98993
854121 TRANSISTOR O/THAN PHOTOSENSITV	2819	19512	663	19001
854129 OTH TRANSISTOR O/TH PHOTOSEN	12247	99222	5121	82730
854130 THYRISTORS DIACS AND TRIACS	3340	22058	5871	27364
854140 PHOTOSENSITIV SEMICONDUCTOR DE	3481402	18964406	1907345	18461534
854150 OTH SEMICONDUCTOR DEVICES	6463	63727	13121	117025
854160 MOUNTED PIEZO-ELECTRIC CRYSTAL	29227	38616	1315	8287
854190 PARTS OF APPARATUS OF H-85.41	2080	67532	2242	41017
854231 ELECTRONIC INTEGRATED CIRCUIT	17828	277436	23274	379368
854232 MEMORIES	25645	93710	2571	13984
854233 AMPLIFIERS	1255	12816	1565	17961
854239 OTH ELECTRO INTEGRATED CIRCUIT	17110	514981	29714	311774
854290 PARTS OF ELEC INTIGRAT CIRCUIT	1430	35442	2115	66753
854310 PARTICLES ACCELERATORS		3748		28
854320 SIGNAL GENERATORS	2166	26643	3047	57416
854330 MACH APPA EL-PLATNG ELECTROLYS	478	109334		33934
854370 OTHER MACHINE/APPARATUS	237542	2884140	134375	1440874
854390 PARTS OF THE APPARATUS H-85.43	49396	271728	8507	152103
854411 WINDING WIRE OF COPPER	5629	97565	15666	241636
854419 OTHER WINDING WIRE OF COPPER	60282	823767	61069	511676
854420 CO-AXIAL CABLE & CONDUCTORS	64619	776960	31207	894191
854430 IGNITION & OTHER WRITING SETS	5962	273001	4181	270540
854442 COMPUTER LEADS WITH CONNECTOR	61026	1909621	111271	1746781
854449 OTH ELECTRIC CONDUCTOR N>1000V	233799	6888156	305878	3229022
854460 OTH EL CON FOR VOLTAGE >1000V	150380	1234830	124924	1213641

Contd.

10.11 Imports by Economic Categories (Detail)

(In Thousand Rupees)

ITEMS	MAY, 2015	FROM JULY, 2014	MAY, 2014	FROM JULY, 2013
854470 OPTICAL FIBRE CABLES	9742	290760	13178	322421
854511 ELECTRODES USED IN FURNACES	17869	118536	3413	50485
854519 OTHER ELECTRODES	147	29212	1149	9786
854520 CARBON BRUSHES	4053	51604	9651	48955
854590 OTH LAMP/BATTERY CARBON,GRAPIT	473	37186	11581	38217
854610 EELECTRICAL INSULATOR OF GLASS		1873		2720
854620 EELECTRICAL INSULATOR CERAMICS	6899	145199	1633	556210
854690 OTH ELE INSU OTH THN GLAS,CERA	10480	165096	7362	386982
854710 INSULATING FITTINGS OF CERMIC	3	481		6528
854720 INSULATING FITTINGS OF PLASTIC	169	5140	41	7769
854790 OTH INSULATIN FITT PLAS/CERMIC	7793	709680	13437	444601
854810 WAST/SCRIP PRI BATRY,CEL,ACCUMU		968	10227	219340
854890 OTH,PARTS ELE MACHINE/APP NES	492	3840	331	5789
860110 RAIL LOCOMO POWERED ELECTRICIT				44
860120 RAIL LOCOMO POWERED ELE ACCUMU	39	39		
860210 DIESEL ELECTRIC LOCOMOTIVES		4094764		3781996
860290 OTH,RAIL LOCOMOTVE,LOCOMO TEND		3116252		9830
860390 OTH,RAILWAY OR TRAMWAY COACHES		3045		
860400 RAIL/TRAMWAY MAINTENANCE VEHIC		1627196		1660176
860610 TANK WAGONS AND THE LIKE		460253		
860699 OTH RAIL,TRAMWAY GOOD VAN(NSP)		2522908		
860711 DRIVING BOGIES&BISSEL-BOGIES		15		14
860719 OTH INCL PARTS AXELS/WHEEL		1254362		131721
860721 AIR BRAKES AND PARTS THEREOF		19740		8461
860729 OTH BRAKES LOCOMO&PATS THEREOF	182001	529122		2957
860730 HOOKS,COUPLIN DEVICES,BUFFERS		8492		4408
860791 OTHER PARTS OF LOCOMOTIVES	1988315	8015642		1057912
860799 OTH RAILWAY LOCOMOT STOCK PART		77872		6869
860800 RAIL/TRAMWAY TRACK FIXTURES	195	744464	5247	1107551
860900 CONTINERS SPECIL DESI,EQUIPPED	4726	219667	28548	305828
870110 PEDESTRAIN CONTROLLED TRACTORS	351	426		448
870120 ROAD TRACTORS FOR SEMI-TRAILER	613316	4491272	407323	3340067
870130 TRACK-LAYING TRACTORS	9434	9434		
870190 COMP AG-TRACTORS-ANY KIT FORM	147614	3048817	64557	2024183
870210 M.VEH 10 OR >PERSON DIESEL ENG	532016	5408710	293161	3727454
870290 COMP O-M-VEH 10PER&DERIVER AKF	55681	582701	64001	702035
870310 M-CAR FOR TRAVEL ON SNOW/GOLF		7520		5062
870321 MOTOR VEH CYLNDER CAP-1000CC	2726022	27701185	1669934	21256765
870322 OTH CAR CY CAP>1000CC - 1500CC	2480257	23166133	1171609	17357880
870323 OTH VEH CYL CAP 1500 - 3000CC	1662487	19136391	707694	11442401
870324 OTH VEH CYL CAPACITY>3000CC	562173	4390412	262410	3205785
870331 OTH VEH(DIESEL ENG)CYL-C-1500CC	2691	125668		63496
870332 VEH(DIESEL ENG)CY-1500 -2500CC	299638	434873	9843	89339
870333 OTH VEH(DIESEL ENG)CAP>2500CC	8668	303542	3063	5229665
870390 OTH M-CAR/M-VEH FOR PERSONS	25376	114549	41075	212575
870410 DUMPERS DESIGN FOR OFF-HIGHWAY	65090	604927	12453	723136
870421 OTH VEH(DIESEL ENG)NOT>5TONNES	713279	6212961	371175	5329908
870422 OTH VEH(DIESEL ENG)GVW-5-20TON	518244	5184214	108404	2363200
870423 OTH VEH(DIESEL)GVW >20 TONNES	358179	1409999	140777	647737
870431 OT VEH SPARK-IGNITION NOT>5TON	553726	4829130	179127	2726944
870490 OTH VEH FOR TRANSPORT GOODS				289
870510 CRANE LORRIES	181425	597848	2052	87280
870520 MOBILE DRILLING DERRICKS		149611	96311	110132
870530 FIRE FIGHTING VEHICLES	20937	74455		56376
870540 CONCRETE-MIXER LORRIES	157792	559464	11114	922552
870590 OTH SPECIAL PURPOSE MOTOR VEHL	45820	1901655	44944	2634074
870600 CHASIS WITH ENG VEH-H-8701-05	31	77		
870710 BODIES/CABS FOR VEH-H-87.03	1077	9981	1220	14103

Contd.

10.11 Imports by Economic Categories (Detail)

(In Thousand Rupees)

ITEMS	MAY, 2015	FROM JULY, 2014	MAY, 2014	FROM JULY, 2013
870790 BODIES OF VEH-H-87042190&.3190	25116	167953	3172	108505
870810 BUMPERS AND PARTS THEREOF	13380	124603	5015	70408
870821 OTH PART ACCE OF BODIES,SEATS	21860	251156	18364	125549
870829 OTH PART ACCE OF BODIES,CABS	536597	4708945	325899	5336228
870830 BRAKES&SERVO-BRAKES,PARTS VEH	87676	614070	27147	232196
870840 GEAR BOXES AND PARTS THEREOF	182877	986577	135926	770057
870850 DRIVE-AXLES WITH DIFFERENTIAL	43349	341685	87673	277831
870870 ROAD WHEELS&PARTS&ACCESSO	31007	330920	24356	221107
870880 SUSPENSION SYS,SHOCK-ABSORBERS	133195	1507938	74078	646377
870891 RADIATORS & PARTS THEREOF VEH	27854	225824	15609	125438
870892 SILENCERS&EXHAUST PIPES,PARTS	2417	5151	962	4540
870893 CLUTCHES AND PARTS THEREOF	14948	288877	12577	128375
870894 STEERING WHEELS,CLUMNS,BOXES	51707	520746	9161	472719
870895 SAFETY AIRBAGS INFLATER SYSTEM	380	1467		
870899 OTH PARTS FOR VEHICLES H-8701	404176	4707105	544956	4615873
870911 WORK TRUCKS SELF-PROPEL ELECTR		23940	2108	9618
870919 OTH WORK TRUCK SELF PRO N-FITT	1693	192702	84057	93831
871000 TANKS,OTH ARMOUD FITGHING VEH		28931	2347	2347
871110 MOTORCYCLE CYL CAP-NOT>50CC		3585		379
871120 M-CYCLE CYL CAPACITY- 50-250CC	936214	7726757	617472	5709308
871130 M-CYCLE CYL CAPACITY-250-500CC		20245		141241
871140 M-CYCLE CYL CAP-500-800CC	2540	25173	1255	31654
871150 M-CYCLE CYL CAP EXCEEDIN-800CC	9894	83703	1026	51918
871190 OTH M-CYCLE(INCLUDING MOPEDS)	31	436782	155269	1041366
871200 BICYCLES,OTH DELIVERY TRICYCL	55879	418375	51460	363703
871310 INVALID CARRIAG NOT MECH PROPL	20593	175925	16933	136549
871390 OTH INVALID CARRIAG MOTORISED	153	6367	327	13465
871410 SADDLES OF MOTORCYCLES,MOPEDS	535011	4906369	302286	5061952
871420 PART ACCE INVALID CARRIAGES	22	957		498
871491 FRAMES,FORKS & PARTS THEREOF		3099	184	82028
871492 WHEEL RIMS AND SPOKES	197	7704	621	10465
871493 HUBS,COAST BRAK HUB,FREE WHEL	4609	111094	4861	62084
871494 BRAK,COAST BRAK HUB,HUB BRAK	597	12483	234	9499
871495 OTHER, SADDLES	2163	34888	3878	23248
871496 PEDALS,CRANK-GEAR,& PARTS THOF	41	6342	157	8512
871500 BABY CARRIAGES & PARTS THEREOF	12188	64511	3571	46824
871610 TRAILER,SEMI-TRALER CARVN TYPE		2743		5703
871620 SELF LOADING/UNLODING TRAL AGR		6839		750
871631 TAKER/SEMI TANKER TRAILERS		8299		56595
871639 OTH TRAILER,SEMI TRAI FOR GOOD	9915	68081		18714
871640 OTH TRAILERS & SEMI-TRAILERS	6977	10380		3302
871680 OTH VEH NOT MECHANICALLY PROPL	7199	80230	11022	81831
871690 PARTS,TRAILER SEMI-TRAI H87.16	26013	157142	9274	94595
880100 GLIDERS AND HANG GLIDERS		1760		874
880212 HALICOPTER UNLADN WT>2000 KG		9276		
880220 AEROPLAN UNLADEN WT NOT>2000KG		35780		1836
880230 AEROPLAN UNLADN W-2000-15000KG		73810		
880240 AEROPLAN UNLADN WT >15000KG	102350	9001187	17128	1212080
880310 PROPELLERS,ROTORS & PATS THROF	2760	13513		7879
880320 UNDER CARRIAGES/PARTS THEREOF		2938		2942
880330 OTH PARTS OF AEROPLANE/HELICOP	361075	1813520	150446	3991751
880400 PARACHUTES AND ROTOCHUTES,PART		1679		771
880510 AIRCRA LAUN GEAR,DECK ARRESTOR	730	795		
880521 AIR COMBAT SIMULATORS & PARTS		11257		7066
880529 OTH GROUND FLYING TRAINER PART		4744		15443
890190 OTH VESSELS FOR PERSONS/GOODS		182952		
890310 INFLATABLE YATCHS,VESL PLE/SPO		610		828
890391 SAILBOATS,WITH/W-OUT AUX-MOTOR	187	978		3055

Contd.

10.11 Imports by Economic Categories (Detail)

(In Thousand Rupees)

ITEMS	MAY, 2015	FROM JULY, 2014	MAY, 2014	FROM JULY, 2013
890392 MOTORBOAT,O/THN OUTBOARD M-BO	240	10915		
890399 OTH INFLTABLE YACHTS	85	81840	1568	4687
890510 DREDGERS		1010559		
890520 SUBMERSIBLE DRILLING PLATFORMS				46591
890590 OTH LIGHT VESSELS,FLO-CRANES		12858	8979	9558
890690 OTHER VESSELS & LIFEBOATS		31		
890710 OTH FLOATING INFLATABLE RAFTS				84076
890790 OTH FLOATING STRUCTURES,TANKS	16749	24031		5748
900490 OTH SPECT,GOGGLE&THE LIKE CORR	3217	37483	8120	117394
900510 BINOCULARS	167	16965	653	5652
900580 OTH ASTRONOMICAL INSTRUMENTS	430	5561	95	4603
900699 O-PART,AC P-GRAPHIC F-LIGH APP	190	1103		1844
900710 CINEMATOGRAPHIC CAMERAS		403		
900720 CINEMATOGRAPH PROJECTOR.S-R/RE		12153	1985	15677
900791 PAR,ACC-CINEMATOGRAPHIC CAMERA		623	22	375
900792 PART,ACCE-CINEMATOGR PROJECTOR	26	2367		5815
900850 PROJECTORS,ENLARGERS&REDUCERS	363	1981	908	3975
900890 PARTS/ACCE OF IMAGE PROJECTORS		947		547
901010 APPA,EQUI AUTOMATC DEVELO FILM	5766	67674	3111	520344
901050 OTH APP EQU PHO-GRAPHIC LAB	1756	66729	2817	41444
901060 PROJECTION SCREENS	5600	35040	6199	31224
901090 PART ACCE OF APP/EUIP H-90.10	2599	12496	212	8372
901110 STEREOSCOPIC MICROSCOPES	2923	3691		1547
901120 OTH MICROSCOPE P-MICROGRAPHY		783	92	6785
901180 OTHER MICROSCOPES	8010	115632	48142	211276
901190 PART,ACCE OF OPTCAL MICROSCOPE	109	7119	52	52680
901210 M-SCOPE O/THN OPTIC M-SCOP APP	63	45600	1127	18118
901290 PART,ACC M-SCOPE O/THN OPTICAL	55	4253		1389
901310 TELESCOPIC SIGHTS FITT TO ARMS		5941		1402
901320 LASERS OTHER THAN LASER DIODS	5891	17089	403	16312
901380 OTH DEVICES APPLI&INSTRUMENTS	17495	209181	14429	232153
901390 PARTS,ACCE OF SUB GROUP-90.13	1918	41612	255	72227
901410 DIRECTION FINDING COMPASSES	31	906	196	473
901420 INST/APPLI AERONAUTIC NAVIGATO	215	11055		531
901480 OTH INS/APPLI(NAVIGATIONAL)	5397	18088	7	6542
901490 PART,ACCE OF SUB GROUP OF90.14	5005	30949	136	6876
901510 RANGEFINDERS	84	1515	300	6586
901520 THEODOLITES AND TACHEOMETERS	862	15094	167	12479
901530 SURVEYING LEVELS	1662	18222	199	12911
901540 PH-GRAMMETRICAL SURVEY INS/APP		3674		
901580 OTH INS AND APPLIANC-SURVEYING	321076	5655521	237110	3999586
901590 PARTS&ACCE OF SURVEYING INSTRU	169900	1718408	7062	812588
901600 BALANCE SENSITIVITY 5CG/BETTER	4048	40665	1648	30715
901710 DRAFTING TABLE MACH W/NOT AUTO	260	31215	806	23907
901720 O-DRAWING MARK/MATH CALC INSTR	1271	39012	3554	33188
901730 MICROMETERS/CALLIPERS & GUAGES	3193	29811	1199	29224
901780 OTHER INSTRUMENTS	5360	122016	17619	145063
901790 PARTS/ACCE OF MEASURING INSTRU	265	7102	152	12320
901811 ELECTRO-CARDIOGRAPHS	54018	123279	1514	78820
901812 ULTRASONIC SCANNING APPARATUS	16184	556475	35825	225157
901813 MAGNETC RESONANCE IMAGING APPA	86757	832198	9331	732543
901814 SCINTIGRAPHIC APPARATUS	1251	22552		51307
901819 OTH ELECTRO-DIAGNOSTIC APPARAT	150413	2084914	435742	1838037
901820 ULTRA VOILET/INFRA-RED RAY APP	574	12276	1129	3243
901831 SYRINGES,WITH/WITHOUT NEEDLES	168916	1591992	95249	1410626
901832 TUBULAR METAL NEEDLE/NEDL SUTU	18917	193935	31628	284323
901839 OTH NEDLES,CATHERS,CANNULA	425671	5150529	372091	4164283
901841 DENTAL DRILL ENGINES,W/C-D-EQU		1311	270	314

Contd.

10.11 Imports by Economic Categories (Detail)

(In Thousand Rupees)

ITEMS	MAY, 2015	FROM JULY, 2014	MAY, 2014	FROM JULY, 2013
901849 OTH;INS/APPLI, DENTAL SCIENCE	21338	80757	12832	59581
901850 OTH,OPHTHALMIC INST&APPLIANCE	52280	521895	33801	348849
901890 OTH INSTRUMENT & APPLIANCE.	605551	8529077	514332	7029557
901910 MECHANO-THERPY,MESSAGE/PSY APP	28680	190341	12945	233574
901920 OZONE,OXYGEN ,AEROSOL THERAPY,	60141	886508	68065	603888
902190 OTH;APP,WORN CARY,IMPL IN BODY	29937	283574	12461	375844
902212 COMPUTED TOMOGRAPHY APPARATUS	120219	1262543	146769	1019866
902213 OTH X-RAY APPA FOR DENTAL USES		11236		2070
902214 OTH,X-RAY APP FOR MEDICAL SURG	34904	1139571	6481	432557
902219 X-RAY APPA FOR OTHER USES	13072	1037009	1420	544049
902221 APP BASE ON ALP,BETA GAMA RADI	1043	15442	38695	74964
902229 APP ALPHA-BE-GA RADI-OTHER USE		177968	3242	81581
902230 X-RAY TUBES	518	8644		48775
902290 O-APP AL-B-G RADI INCL PA/ACCE	7611	199139		246582
902300 APPA DESIGNED F-DEMANSTRATION	58537	690907	40865	551399
902410 MACH&APPLI FOR TESTING METALS	719	115713	3967	63562
902480 O-MACH-TESTING HARDNESS/STREN	31433	335166	25261	517057
902490 PARTS&ACC-HARD/STREN TEST MACH	2103	53782	4764	51032
902511 LIQUID-FILLED THERMOMETER/PYRO	2668	54213	7656	78027
902519 OTHER THERMOMETERS/PYROMETERS	7623	119623	5218	92271
902580 OTHER INSTRUMENTS	19901	236415	42867	278979
902590 PARTS ACCE INSTRUMENTS H-9025	5870	62305	155	48246
902610 APP,MEASUR/CHECK FLOW/ LEVEL.	25436	382130	28199	201224
902620 APP, MEASUR/CHECK PRESSURE.	37470	816327	124026	631237
902680 OTH,APP,MEASUR VARIATION LIQ/G	363098	2365590	215807	1887650
902690 PARTS,ACCE OF SUB GROUP 90.26.	20339	180795	14383	305836
902710 GAS/SMOKE ANALYSIS APPARATUS.	39882	308461	623	251012
902720 CHROMATOGRAPHS/ELECTROPHOR INS	39880	579907	10824	415095
902730 SPECTRO,SPECTROPHOT-METER RADI	46293	307153	25407	238956
902750 OTH,INS.USING OPTCAL RADIATION	41400	547221	22639	528576
902780 OTH,INST FOR PHYSICAL CHEM ANA	215420	2273209	227272	2208211
902790 MICROTOMES;PART ACCE APP-90.27	111130	499557	21585	496076
902810 GAS METERS	138121	1146955	66616	629658
902820 LIQUID METERS	2877	15403	824	28123
902830 ELECTRICITY METERS	9802	125426	13850	109506
902890 PART,ACCE OF SUB GROUP 90.26	151489	660630	48660	1379749
902910 REVOL/PROD COUNTRS,TAXIMETERS,	3025	19365	715	8856
902920 SPEED INDICATORS/TACHOMETERS	4540	36188	5220	40260
902990 PARTS ACCE OF METERS-H-90.29	9446	146160	12203	127668
903010 INS,MEASUR IONISING RADIATIONS	2342	375177	362280	542910
903020 OSCILLOSCOPE&OSCILLOGRAPH	2063	28143	4212	26253
903031 O-INSTR MEASUR VOLTAGE,CURRENT	4114	44399	5499	33984
903032 MULTIMETER WITH RECORD DEVICE		16189	1961	13635
903033 O-METER WITH OUT RECOED DEVICE	24881	202820	13402	172782
903039 O-OSCILLOSCOPE W-RECOD DEVICE	561	29284	502	34867
903040 OTH,INS,SPE DESI FOR TELECOMMU	902	96683	12828	161915
903082 OTH,INS,MEASUR SEMICONDUCTOR		1112		5956
903084 OTH,APPA,WITH RECORDING DEVIC	1142	33727	246	1818
903089 OTH,INS,MEASUR ELECTRICAL QTY.	29539	729146	25556	279727
903090 PARTS ACCE OF SUB GROUP 90.30	207	135401	1439	211648
903110 MACH BALANCING MECHNICAL PARTS	2682	49385		3628
903120 TEST BENCHES	1032	82690	38937	185442
903141 OTH,OPTICAL INS CHECK SEMICODU		223		
903149 OTH,OPTICAL INS & APPLIACES.	8529	98416	4079	132417
903180 OTH,INS APPLIANCES & MACHINES.	94104	1584605	153740	1740188
903190 PART,ACCE OF ARTICLE H- 90.31	11418	198336	13863	150466
903210 THERMOSTAT	87780	471998	54103	387058
903220 MANOSTAT(PRESSURE REGULATORS)	167	7396	173	9152
903281 OTH,INS HYDRAULIC OR PNEUMATIC	5741	29833	3253	27859
903289 OTH,REGULATING,CONTROLLING INS	120666	2074648	87685	1298124
903290 PARTS,ACCE OF ARTICLE H- 90.32	7465	215754	25723	194498
940210 DENTISTS,BARBER CHAIRS, PARTS	2424	43384	1253	92231
940290 OTH;OPE TABLES,EXAM TABLE MECH	81908	933003	56293	382563
940560 ILLUMINATED SIGN,NAMPLATES,LIK	866	234185	33634	68016
940591 PARTS OF LAMP LIGHT FIT GLASS.	17763	179479	15275	87204
940599 OTH PARTS H-NO.94.05,N.E.S.	26523	66583	2570	43991

10.12 Exports by Areas and Countries/Territories

(In Thousand Rupees)				
COMMODITIES	MAY, 2015	CUMULATIVE FROM JULY,2014	MAY, 2014	CUMULATIVE FROM JULY,2013
G R A N D T O T A L S	198,389,794	2,213,443,790	208,315,814	2,384,782,486
LATIN AMERICA	235,834	2,971,697	157,054	2,671,669
Antigua and Barbuda	407	1,365		617
Aruba		16,507		1,235
Bahamas		2,138		778
Barbados	1,575	13,860	342	50,409
British Virgin Is.	1,453	2,720	67	287
Cayman Islands	1,293	7,633	815	5,084
Cuba	7,739	303,230	9,707	254,254
Dominica		4,462		443
Dominican Republic	121,248	1,086,039	73,144	879,655
Grenada		11,180		12,006
Guadeloupe		4,274		40,334
Haiti	22,978	386,684	25,280	247,644
Jamaica	30,593	155,952	15,782	202,332
Martinique		57,653	583	48,425
Netherlands Antilles		4,132	83	551
Puerto Rico	27,956	242,359	21,522	309,154
St.Kitts and Nevis	163	592		247
St. Lucia		10,691	4,816	29,491
St.Vincent/Grenadine	1,123	10,450	464	7,200
Trinidad and Tobago	19,290	649,649	4,447	581,415
US.Virgin Islands	17	127		107
CENTRAL AMERICA	1,698,465	13,977,938	1,296,974	14,994,928
Belize		5,860	451	5,496
Costa Rica	47,106	394,739	18,889	315,581
El Salvador	35,642	253,865	9,106	127,583
Guatemala	135,489	721,889	40,194	672,853
Honduras	99,834	580,049	65,468	348,045
Mexico	1,174,146	10,423,708	1,002,727	10,253,834
Nicaragua	124,714	633,199	48,044	2,150,548
Panama	81,532	964,628	112,096	1,120,986
SOUTH AMERICA	2,495,798	28,232,757	2,722,738	33,136,065
Argentina	367,685	3,740,128	407,154	5,456,246
Bolivia		31,848	3,480	54,654
Brazil	477,714	6,553,890	559,795	8,452,825
Chile	611,172	6,987,795	759,754	7,928,786
Colombia	537,194	4,780,419	445,215	4,897,927
Ecuador	92,571	892,419	138,607	1,065,084
Guyana	6,290	56,383	246	57,056
Paraguay	115,012	974,586	114,220	530,674
Peru	243,541	2,664,046	177,452	2,548,334
Suriname	6,790	88,246	7,026	85,340
Uruguay	33,689	740,906	64,479	1,199,405
Venezuela,Bolivar. R	4,141	722,091	45,311	859,735
NORTH AMERICA	36,663,530	363,942,142	34,423,333	373,949,677
Bermuda	939	4,743	734	5,721
Canada	1,981,757	21,036,210	1,484,953	22,304,209
Greenland				137
St.Pierre & Miquelon		1,536		
U.S.America	34,680,834	342,899,654	32,937,646	351,639,610
EASTERN EUROPE	2,690,486	44,085,357	3,448,910	46,217,212
Belarus	611	37,306	12,044	59,270
Bulgaria	72,701	1,609,378	130,820	1,474,475
Czech Republic	317,104	3,163,913	287,495	3,102,826
Hungary	75,199	1,014,832	138,986	1,187,997
Poland	1,187,630	12,579,726	1,431,810	12,378,868
Republic of Moldova		26,440		34,078
Romania	194,180	2,292,467	228,642	2,472,379

Contd.

10.12 Exports by Areas and Countries/Territories

(In Thousand Rupees)				
COMMODITIES	MAY, 2015	CUMULATIVE FROM JULY,2014	MAY, 2014	CUMULATIVE FROM JULY,2013
Slovakia/Slovak R.	30,818	301,306	26,726	334,639
Ukraine	179,688	5,159,243	186,248	7,171,966
NORTHERN EUROPE	17,544,499	189,367,210	19,426,747	195,665,710
Denmark	863,421	9,243,064	853,114	9,464,300
Estonia	148,378	1,556,170	155,858	2,401,136
Faeroe Islands				136
Finland	330,595	4,076,993	606,872	6,572,296
Iceland	4,183	12,741	2,111	18,077
Ireland	475,796	4,748,883	500,428	4,745,331
Latvia	87,187	1,842,885	265,873	2,243,272
Lithuania	247,191	3,862,060	326,613	4,896,060
Norway	336,128	4,685,922	433,630	5,069,072
Sweden	1,270,061	11,795,532	1,111,923	11,325,639
United Kingdom	13,781,560	147,542,961	15,170,327	148,930,392
SOUTHERN EUROPE	13,637,888	164,009,321	17,788,627	159,602,743
Albania	21,864	323,295	54,899	297,241
Andorra				143
Bosnia & Herzegovina	1,210	15,075	87	6,179
Croatia	110,057	1,144,638	96,774	930,162
Fr.Yugoslav R.Macedo	425	2,054	348	2,190
Gibraltar				632
Greece	399,506	6,545,188	583,065	6,295,796
Holy See				4,090
Italy	4,760,741	61,767,446	7,559,844	65,433,854
Malta	58,818	557,151	68,739	662,472
Portugal	1,108,638	13,916,540	1,540,542	16,047,024
San Marino			203	203
Slovenia	529,608	4,934,329	379,208	4,284,016
Spain	6,635,332	74,607,458	7,500,893	65,383,729
Serbia	11,687	196,148	4,025	255,012
WESTERN EUROPE	25,318,279	265,722,475	27,670,096	272,885,568
Austria	108,447	1,639,286	147,763	1,976,950
Belgium	6,304,040	57,004,862	6,679,262	60,639,978
France	3,372,034	34,884,125	4,420,188	38,967,907
Germany	9,865,778	109,206,909	11,074,512	107,749,110
Liechtenstein				136
Luxembourg		3,680	91	16,873
Netherlands	5,509,827	61,770,917	5,237,037	62,361,783
Switzerland	158,154	1,212,698	111,243	1,172,831
EASTERN AFRICA	6,233,328	74,031,262	5,121,875	78,152,500
Burundi	2,180	15,429	787	16,907
Comoros	278,879	3,220,117	160,767	2,962,500
Djibouti	255,858	3,069,884	414,808	3,734,515
Eritrea	1,742	356,599	14,120	61,871
Ethiopia	254	81,201	20,731	128,485
Kenya	3,189,207	28,940,128	2,379,402	27,581,970
Madagascar	280,911	8,019,149	248,930	12,998,848
Malawi	18,603	142,531	9,869	145,421
Mauritius	224,007	2,591,464	208,879	2,869,809
Mayotte	21,862	175,794	28,952	60,387
Mozambique	846,968	12,907,252	622,623	10,657,190
Reunion	30,952	539,434	25,807	685,381
Rwanda	2,298	28,432	533	27,348
Seychelles	15,922	332,176	41,449	256,695
Somalia	111,584	1,860,336	251,680	3,514,945
Uganda	7,727	85,050	10,895	108,738
U.R.of Tanzania	844,718	10,443,749	625,759	11,515,150
Zambia	6,482	140,281	29,270	86,445

Contd.

10.12 Exports by Areas and Countries/Territories

(In Thousand Rupees)				
COMMODITIES	MAY, 2015	CUMULATIVE FROM JULY,2014	MAY, 2014	CUMULATIVE FROM JULY,2013
Zimbabwe	93,174	1,082,256	26,615	739,895
MIDDLE AFRICA	312,490	7,401,541	401,145	6,654,711
Angola	161,369	3,755,478	272,913	3,172,858
Cameroon	79,143	2,814,540	95,072	1,639,981
Central African R.				5,609
Chad		1,926		3,462
Congo, Republic of	14,023	200,821		95,142
D.R.of Congo	16,335	373,067	23,223	1,360,847
Equatorial G.(Ri.Mi)		30,668		112,493
Gabon	9,943	193,364	9,937	264,001
Sao Tome & Principe	31,677	31,677		317
NORTHERN AFRICA	2,177,614	26,318,683	3,030,307	29,453,035
Algeria	241,313	2,742,060	357,184	3,659,272
Egypt(U.A.R.)	1,091,749	14,257,402	1,602,795	15,206,787
Libya	75,846	739,686	85,288	1,003,169
Morocco	156,266	1,428,743	68,087	1,529,496
South Sudan	393,353	4,724,397	618,474	5,316,246
Tunisia	219,087	2,426,394	298,478	2,737,337
Western Sahara(Ri.De)				729
SOUTHERN AFRICA	1,831,124	25,127,546	2,074,125	28,496,858
Botswana	27,377	274,694	19,286	364,597
Lesotho	26,523	371,794	29,851	810,181
Namibia	21,523	136,204	2,014	88,110
South Africa	1,745,252	24,329,120	2,021,832	27,227,999
Swaziland	10,450	15,733	1,141	5,970
WESTERN AFRICA	2,139,763	34,855,877	1,842,583	31,266,459
Benin	342,067	3,829,600	785,878	7,333,777
Burkina Faso(Fr.Up.V)		24,673		8,788
Cape Verde		5,051		7,179
Co,te d,Ivoire(Fr.Iv)	253,056	8,222,440	90,221	4,679,233
Gambia	80,422	1,643,477	101,313	1,207,714
Ghana	41,231	2,081,329	44,629	1,530,991
Guinea	5,088	2,511,137	213,907	3,256,119
Guinea-Bissau	64,165	1,037,996	37,237	413,155
Liberia	7,509	221,972	2,947	108,645
Mali	4,144	10,087	79	2,249
Mauritania	75,765	2,683,556	168,363	3,874,873
Niger		2,132	5,792	32,047
Nigeria	802,479	6,106,799	288,810	5,303,100
Senegal	161,145	3,678,859	31,561	620,224
Sierra Leone	241,195	2,283,548	40,901	1,454,255
Togo	61,497	513,222	30,945	1,434,108
EASTERN ASIA	25,112,679	295,003,095	25,696,272	345,839,344
China	17,980,793	205,163,198	16,651,929	233,871,424
Hong Kong S.A.Re.Chi	2,464,523	26,948,917	3,072,607	34,659,893
Japan	1,495,665	16,966,655	1,379,435	18,684,050
Korea D.P.Republic	732	2,474		7,210
Korea, Republic of	2,482,938	32,110,509	3,911,280	41,136,562
Macao.China		9,714		7,880
Mongolia		10,840		11,401
O.Asia(Tai.For.Pe.Ki)	688,028	13,790,789	681,021	17,460,923
SOUTH-CENTRAL ASIA	31,096,960	314,348,485	29,574,083	315,322,006
Afghanistan	20,311,691	183,188,046	18,053,162	175,183,816
Bangladesh	5,971,632	66,071,206	5,719,101	67,782,510
India	2,246,328	34,024,664	2,945,088	39,764,717
Iran (Islamic R.)	354,205	2,617,395	600,747	5,101,906
Kazakstan	7,168	608,726	28,478	487,230
Kyrgyzstan/Kyrgyz R.	2,046	98,439	4,349	42,137
Maldives	52,731	806,809	97,350	837,777

Contd.

10.12 Exports by Areas and Countries/Territories

(In Thousand Rupees)				
COMMODITIES	MAY, 2015	CUMULATIVE FROM JULY,2014	MAY, 2014	CUMULATIVE FROM JULY,2013
Nepal	120,337	210,160	6,372	59,308
Sri Lanka	1,874,714	24,785,603	2,066,908	24,767,349
Tajikistan	20,950	718,185	30,607	802,465
Turkmenistan	113,286	1,095,237	19,650	180,694
Uzbekistan	21,872	124,015	2,270	312,098
SOUTH-EASTERN ASIA	9,901,804	111,311,186	8,109,988	91,395,236
Brunei Darussalam	6,905	61,876	15,175	49,106
Cambodia Fr.Kampuche	261,256	3,253,391	216,838	3,966,011
Timor Leste			182	598
Indonesia	1,162,844	13,946,937	934,838	12,253,096
Lao People's D.R.	8,402	84,804	12,846	74,203
Malaysia	1,148,160	19,327,540	1,740,040	20,728,356
Myanmar	120,174	1,604,091	93,476	1,260,464
Philippines	1,020,160	6,522,082	1,050,212	10,211,068
Singapore	2,521,290	27,881,422	801,858	7,723,328
Thailand	1,244,225	11,940,357	1,102,732	10,771,955
Viet Nam	2,408,389	26,688,686	2,141,790	24,357,052
WESTERN ASIA	17,721,676	233,402,980	24,052,846	330,569,341
Armenia	877	24,667	150	7,382
Azerbaijan	553,444	3,849,660	234,206	3,686,433
Bahrain	610,736	6,910,724	671,046	9,510,948
Cyprus	45,308	413,637	52,951	379,985
Georgia	33,036	725,611	38,555	737,612
Iraq	223,516	4,013,278	441,466	2,882,934
Jordan	312,842	4,781,873	489,303	4,363,481
Kuwait	839,426	9,068,509	917,208	9,684,501
Lebanon	184,554	2,688,251	326,942	3,082,904
Oman	1,791,758	18,933,457	2,422,945	17,546,095
Qatar	517,277	6,072,963	759,577	7,585,507
Saudi Arabia	3,612,629	42,456,348	4,646,406	46,484,312
Syrian Arab Republic	27,626	1,765,826	24,858	2,397,481
Turkey	1,973,581	29,842,654	3,512,964	38,157,671
United Arab Emirates	6,858,872	94,368,280	8,734,171	171,121,757
Yemen	136,193	7,487,243	780,099	12,940,338
AUSTRALIA AND NEW ZEALAND	1,542,168	19,056,512	1,460,853	28,254,555
Australia	1,270,647	15,258,870	1,192,592	24,583,549
Cocos (Keeling) Is.				284
New Zealand	271,521	3,797,641	268,262	3,668,890
Norfolk Island				1,832
MELANESIA	33,784	264,924	16,383	213,739
Fiji	32,505	193,099	14,807	173,349
New Caledonia	416	6,331	529	5,927
Papua New Guinea	153	61,991	1,047	29,047
Solomon Islands		2,318		106
Vanuatu	711	1,185		5,310
MICRONESIA	1,288	1,896		3,264
Guam	1,288	1,896		3,068
Kiribati				196
POLYNESIA	335	10,906	876	37,867
American Samoa				71
Cook Islands		444	876	2,829
French Polynesia	335	10,463		12,343
Niue				16,442
Pitcairn				1,303
Samoa				1,525
Tonga				3,353

10.13 Re-Exports by Areas and Countries/Territories

(In Thousand Rupees)				
COMMODITIES	MAY, 2015	CUMULATIVE FROM JULY,2014	MAY, 2014	CUMULATIVE FROM JULY,2013
GRAND TOTALS	1,922,621	18,540,423	3,769,723	14,065,589
LATIN AMERICA		29		
Barbados		10		
US.Virgin Islands		20		
CENTRAL AMERICA		35,722	33,451	34,246
Mexico		15,293	33,451	34,246
Panama		20,428		
SOUTH AMERICA	480	7,724	1,095	26,501
Argentina		411	966	2,701
Bolivia		2,759		
Brazil		2,073		318
Chile	480	480		
Colombia		215		10,169
Ecuador		95		12,406
Peru				526
Venezuela,Bolivar. R		1,691	128	381
NORTH AMERICA	53,725	1,714,992	63,287	895,468
Canada	5,649	38,631	6,094	29,315
St.Pierre & Miquelon				254
U.S.America	48,075	1,676,361	57,194	865,898
EASTERN EUROPE	4,080	41,968	630,505	885,640
Bulgaria		708	16,072	21,126
Czech Republic		13,295	611,625	631,292
Hungary				74,747
Poland	3,775	16,829	2,754	145,705
Romania		24		10
Russian Federation		4,072		12,687
Slovakia/Slovak R.		151		
Ukraine	305	6,888	54	73
NORTHERN EUROPE	17,906	1,142,833	330,632	638,282
Denmark	3	20,862	1,004	13,216
Finland	3,852	18,596	3,696	5,455
Iceland		20		
Ireland		111		8,047
Latvia		2,922		
Lithuania	447	4,658		
Norway		69,108	3	13,014
Sweden	406	327,909	24,969	51,997
United Kingdom	13,197	698,647	300,960	546,553
SOUTHERN EUROPE	31,051	837,719	39,024	180,972
Croatia		224	49	49
Greece	690	1,856		
Italy	30,188	829,005	38,701	137,737
Portugal		1		13
Slovenia		7		418
Spain	174	6,625	273	42,756
WESTERN EUROPE	105,661	3,288,013	832,814	3,129,918
Austria	30	18,294		1,501
Belgium	2,591	167,151	14,388	22,922
France	37,060	188,080	101,652	1,225,680
Germany	50,130	1,547,161	190,216	744,187
Luxembourg		1,014	17,203	38,719
Netherlands	10,983	1,181,053	500,781	1,034,384
Switzerland	4,868	185,261	8,574	62,524
EASTERN AFRICA	51	1,043	5,994	13,908
Ethiopia				6,925
Kenya		992		
Mauritius	51	51	1,695	1,695
Seychelles				47
Uganda				942
U.R.of Tanzania			4,299	4,299

Contd.

10.13 Re-Exports by Areas and Countries/Territories

(In Thousand Rupees)				
COMMODITIES	MAY, 2015	CUMULATIVE FROM JULY,2014	MAY, 2014	CUMULATIVE FROM JULY,2013
MIDDLE AFRICA		2,600	1,384	2,972
Angola		1,076		
Congo, Republic of			1,384	2,972
Gabon		1,524		
NORTHERN AFRICA	727	75,465	4,408	14,258
Algeria				33
Egypt(U.A.R.)	676	70,421	4,408	14,225
Libya		1,382		
Morocco	51	51		
Sudan		3,163		
Tunisia		448		
SOUTHERN AFRICA	4,584	30,329		1,685
South Africa	4,584	30,314		1,683
Swaziland		15		2
WESTERN AFRICA	152	4,857		434
Co,te d,Ivoire(Fr.Iv		91		
Guinea		106		
Liberia		302		
Mauritania				415
Nigeria	152	4,240		
Senegal		118		19
EASTERN ASIA	177,445	2,228,421	279,132	2,363,919
China	44,795	877,046	201,432	833,138
Hong Kong S.A.Re.Chi	96,261	535,796	21,245	1,170,991
Japan	32,657	378,177	52,226	264,577
Korea, Republic of	1,179	420,980	2,492	70,827
O.Asia(Tai.For.Pe.Ki	2,553	16,423	1,737	24,387
SOUTH-CENTRAL ASIA	10,122	218,197	3,356	179,240
Afghanistan	10,113	59,293	412	18,356
Bangladesh		10,963	9	23,829
India		88,604	207	128,277
Iran (Islamic R.)		10,662		
Kazakstan		599	632	717
Kyrgyzstan/Kyrgyz R.				743
Sri Lanka	9	48,076	10	5,150
Tajikistan				79
Turkmenistan			2,086	2,086
SOUTH-EASTERN ASIA	50,191	1,756,979	190,213	915,702
Indonesia	286	1,648	374	7,797
Malaysia	2,616	167,698	45,614	129,743
Philippines	1,493	14,968	520	9,708
Singapore	44,464	1,414,691	126,242	645,209
Thailand	1,332	157,973	14,731	79,903
Viet Nam		1	2,732	43,342
WESTERN ASIA	1,466,423	7,125,862	1,354,268	4,771,741
Azerbaijan		16,458	585	10,828
Bahrain		29,437	3	35,956
Cyprus			494	494
Georgia				1,466
Iraq		2,921		44,218
Jordan		188,454	212,474	314,306
Kuwait	591	282,387	1,352	58,980
Oman		10,950	13,029	139,298
Qatar	49,898	209,380	17,890	29,418
Saudi Arabia	5,862	1,090,254	13,123	44,365
Turkey	27,857	287,180	29,579	43,781
United Arab Emirates	1,382,215	4,975,415	1,065,738	3,942,300
Yemen		33,027		106,332
AUSTRALIA AND NEW ZEALAND	23	27,671	160	10,609
Australia	8	27,561	160	10,609
New Zealand	15	109		
MELANESIA				95
Papua New Guinea				95

10.14 Imports by Areas and Countries / Territories

(In Thousand Rupees)				
TERRITORIES/COUNTRIES	MAY, 2015	CUMULATIVE FROM JULY,2014	MAY, 2014	CUMULATIVE FROM JULY,2013
GRAND TOTALS	379,073,752	4,199,592,053	361,817,216	4,205,291,862
LATIN AMERICA	86,921	671,160	32,408	274,148
Anguilla		874		8
Aruba				25
Bahamas	112	15,560	82	6,456
Barbados	6,556	13,598	1,128	3,285
British Virgin Is.		6,257		9,053
Cayman Islands		659		478
Cuba	355	5,570		23,403
Dominica		5,283	62	3,598
Dominican Republic	484	44,929	16,627	41,828
Grenada	16,594	17,245		392
Guadeloupe				2
Haiti	184	6,300		226
Jamaica	780	39,632		14,866
Martinique	569	569		
Montserrat		1,028	80	1,504
Netherlands Antilles	766	49,675	320	8,367
Puerto Rico	18,405	324,666	4,858	92,848
St.Kitts and Nevis		944		118
Trinidad and Tobago	9,713	102,465	9,252	62,815
Turks & Caicos Is.	30,727	31,036		1,973
US.Virgin Islands	1,677	4,869		2,903
CENTRAL AMERICA	778,843	5,516,193	351,138	4,581,112
Belize	86	275,371	1,561	129,468
Costa Rica	11,079	81,683	4,220	65,858
El Salvador		56,597	215	2,705
French West Indies	9,237	10,504		1,932
Guatemala	50,576	589,651	42,748	555,245
Honduras	3,511	32,138	846	21,522
Mexico	430,713	4,185,537	301,547	3,798,498
Nicaragua		7,934		782
Panama	273,641	276,778		5,102
SOUTH AMERICA	6,772,094	53,440,253	1,543,678	28,709,722
Argentina	2,862,401	28,565,937	276,994	14,235,830
Bolivia	1,371	15,554		1,260
Bouvet Island		1,802	3,215	3,779
Brazil	3,643,134	19,328,068	779,603	10,127,517
Chile	173,477	3,532,894	399,742	3,479,443
Colombia	13,674	911,843	5,414	113,943
Ecuador		23,390	1,408	47,731
Falkland Is.Malvinas		31		19
French Guiana		7,253		265
Guyana	1,707	9,942		57,061
Paraguay	11,875	188,488	24,263	174,288
Peru	5,223	511,442	16,185	205,355
S.Georgia S.Sandw.Is	343	4,405		24,603
Suriname		4,579		3,593
Uruguay	58,888	328,988	36,214	233,623
Venezuela,Bolivar. R		5,639	639	1,412
NORTH AMERICA	20,281,808	196,483,842	11,850,199	184,579,420

Contd.

10.14 Imports by Areas and Countries / Territories

(In Thousand Rupees)

TERRITORIES/COUNTRIES	MAY, 2015	CUMULATIVE FROM JULY,2014	MAY, 2014	CUMULATIVE FROM JULY,2013
Bermuda	10	10		772
Canada	3,853,693	36,149,490	1,245,299	14,856,556
Greenland	45	26,874		225
St.Pierre & Miquelon				25,567
U.S.America	16,428,060	160,307,468	10,604,900	169,696,299
EASTERN EUROPE	4,948,354	103,037,501	5,354,441	73,549,291
Belarus	350,080	4,465,469	119,958	2,178,390
Bulgaria	135,042	1,256,102	78,300	1,345,436
Czech Republic	344,454	6,434,218	256,724	2,625,198
Hungary	220,871	2,572,437	207,716	3,137,235
Poland	1,192,078	8,977,747	694,885	5,520,603
Republic of Moldova		1,035,666	89,067	1,020,992
Romania	142,476	18,345,476	292,248	7,800,775
Russian Federation	1,742,415	19,322,527	1,612,772	22,301,433
Slovakia/Slovak R.	520,968	2,483,362	1,464,135	4,845,425
Ukraine	299,970	38,144,497	538,635	22,773,805
NORTHERN EUROPE	10,508,111	115,076,391	10,592,160	107,523,722
Denmark	610,664	18,560,810	786,019	16,953,810
Estonia	17,084	169,149	13,333	209,429
Faeroe Islands		3,154		1,297
Finland	461,030	6,355,869	519,722	5,460,631
Iceland	53	17,703	1,420	76,816
Ireland	932,463	6,894,284	449,978	4,459,239
Latvia	23,849	1,851,080	20,744	418,042
Lithuania	79,820	850,628	35,036	2,566,567
Norway	111,842	1,148,078	169,714	1,271,057
Svalbard/Jan May.Is.		414		635
Sweden	2,260,806	23,251,025	1,340,523	20,176,581
United Kingdom	6,010,500	55,974,197	7,255,671	55,929,616
SOUTHERN EUROPE	5,862,622	61,331,987	6,084,263	70,632,139
Albania	2,390	4,777	145	4,924
Andorra				4
Bosnia & Herzegovina	28	6,521	92	18,346
Croatia	262	92,564	359	20,547
Fr.Yugoslav R.Macedo		230		8,463
Gibraltar	154	8,418		2,588
Greece	43,450	774,327	134,725	2,049,224
Holy See				926
Italy	3,787,208	39,846,471	4,109,473	46,206,838
Malta	3,683	8,925	4,980	21,149
Portugal	162,661	1,069,374	132,502	1,324,733
San Marino	4,266	38,457		11,120
Slovenia	26,155	301,460	15,541	214,898
Spain	1,123,678	14,090,713	1,151,390	16,727,668
Serbia	708,685	5,089,750	535,056	4,020,710
WESTERN EUROPE	25,301,004	256,003,597	26,668,063	284,636,033
Austria	1,667,041	11,814,286	1,136,994	10,605,774
Belgium	1,327,954	18,098,627	1,738,334	22,326,450
Europien Union	3,867,046	43,352,368	5,924,669	41,265,311
France	4,148,480	36,658,399	3,062,121	35,387,808
Germany	8,287,766	90,435,337	9,936,104	115,431,147
Liechtenstein	1,934	4,198	356	3,595

Contd.

10.14 Imports by Areas and Countries / Territories

(In Thousand Rupees)

TERRITORIES/COUNTRIES	MAY, 2015	CUMULATIVE FROM JULY,2014	MAY, 2014	CUMULATIVE FROM JULY,2013
Luxembourg	48,633	961,982	84,385	1,250,334
Monaco		597	499	726,078
Netherlands	2,242,870	27,547,331	1,868,711	26,329,622
Switzerland	3,709,280	27,130,471	2,915,889	31,309,913
EASTERN AFRICA	4,576,276	45,597,740	3,907,062	38,800,288
B.Indian Ocean Terr.		234		
Burundi	233,317	1,276,750	101,276	922,038
Comoros	2,259	86,538		633,449
Djibouti	2,610	108,286	15,740	130,870
Eritrea		5,013		9,737
Ethiopia	202,914	3,387,689	432,750	3,315,878
Kenya	1,659,418	25,773,388	1,805,179	22,625,893
Madagascar	10,246	437,203	6,476	378,375
Malawi		203,901	25,562	284,839
Mauritius	1,290,237	3,974,007	683,129	2,336,566
Mayotte		5,241		3,903
Mozambique	3,644	140,604	2,227	48,911
Reunion	3,701	13,875	1,360	92,426
Rwanda	274,101	2,171,647	128,324	1,443,194
Seychelles		24,331		
Somalia	61,287	970,867	111,762	724,716
Uganda	43,195	646,485	18,520	687,494
U.R.of Tanzania	128,465	1,756,463	115,695	904,118
Zambia	657,129	4,454,502	454,440	4,025,722
Zimbabwe	3,753	160,719	4,623	232,157
MIDDLE AFRICA	22,045	343,140	14,684	311,124
Angola	156	33,268		13,227
Cameroon	4,691	107,054	10,694	75,833
Central African R.		72		2,759
Chad	787	39,252		163,629
Congo, Republic of	5,543	108,088	240	31,247
D.R.of Congo	1,529	3,904	956	11,291
Equatorial G.(Ri.Mi)	3	517		82
Gabon	9,336	50,953	2,793	11,655
Sao Tome & Principe		31		1,401
NORTHERN AFRICA	4,957,690	43,220,152	2,924,327	36,403,887
Algeria	9,893	48,739		45,692
Egypt(U.A.R.)	627,235	13,390,380	654,346	10,502,252
Libya	17,349	303,134	17,557	3,497,835
Morocco	4,250,417	28,720,638	2,213,438	21,347,757
South Sudan	2,650	77,985	3,448	249,374
Tunisia	50,146	678,939	35,539	760,604
Western Sahara(Ri.De)		337		375
SOUTHERN AFRICA	4,504,394	46,326,480	3,115,440	29,838,483
Botswana	1,165	4,075		9,656
Canary Islands		20,497		2,158
French Southern Terr		1,412		
Lesotho		91		3,211
Namibia	288	29,473	32,667	183,915
South Africa	4,379,651	44,769,646	3,007,145	28,688,926
Swaziland	123,290	1,501,286	75,627	950,615
WESTERN AFRICA	778,557	6,003,104	184,618	2,642,225

Contd.

10.14 Imports by Areas and Countries / Territories

(In Thousand Rupees)

TERRITORIES/COUNTRIES	MAY, 2015	CUMULATIVE FROM JULY,2014	MAY, 2014	CUMULATIVE FROM JULY,2013
Benin	116,263	126,907		8,877
Burkina Faso(Fr.Up.V	351,282	603,815	30,987	48,009
Cape Verde		3,588		1,009
Co,te d,Ivoire(Fr.Iv	77,162	292,815	1,178	137,113
Gambia	5,564	117,821	7,664	8,076
Ghana	33,069	401,469	42,116	317,729
Guinea	1,937	73,424	12,594	61,274
Guinea-Bissau				8,428
Liberia		27,839	2,373	3,438
Mali	8,145	142,732	21,324	264,992
Mauritania	11,446	1,260,978		3,928
Niger				5,571
Nigeria	122,576	2,016,337	2,532	701,819
Senegal	13,485	399,684	22,844	817,698
Sierra Leone	13,072	48,967	6,953	27,954
St. Helena	16	29		2,812
Togo	24,539	486,698	34,053	223,497
EASTERN ASIA	111,902,986	1,210,544,037	90,502,296	987,132,979
China	86,902,563	949,073,232	68,859,802	705,138,965
Hong Kong S.A.Re.Chi	440,676	7,776,726	838,926	10,114,696
Japan	14,681,435	154,896,612	11,599,979	167,447,609
Korea D.P.Republic	316,480	3,477,317	432,198	3,834,197
Korea, Republic of	6,623,620	61,851,355	5,428,203	62,417,081
Macao.China		6,672	906	4,083
Mongolia		4,301		1,310
O.Asia(Tai.For.Pe.Ki	2,938,211	33,457,821	3,342,282	38,175,038
SOUTH-CENTRAL ASIA	17,918,495	224,690,007	16,223,772	256,170,802
Afghanistan	1,702,320	29,801,344	2,821,190	33,380,379
Bangladesh	366,229	5,824,597	264,264	5,494,815
Bhutan	6,378	7,114		165
India	12,109,550	160,031,523	11,112,131	193,745,677
Iran (Islamic R.)	2,965,435	21,829,693	1,267,428	15,742,353
Kazakstan	8,297	492,088	62,195	340,000
Kyrgyzstan/Kyrgyz R.	20	12,405		4,932
Maldives		855	147	2,220
Nepal	4,362	68,295	5,899	66,609
Sri Lanka	527,964	5,289,279	481,877	5,851,241
Tajikistan	4,050	6,813	983	7,344
Turkmenistan	154,068	1,167,848	205,517	1,481,801
Uzbekistan	69,821	158,153	2,140	53,266
SOUTH-EASTERN ASIA	46,766,534	456,480,812	49,305,971	471,776,959
Brunei Darussalam				756
Cambodia Fr.Kampuche	7,371	65,657	3,274	58,122
Indonesia	17,426,670	187,266,194	15,491,406	139,812,122
Lao People's D.R.		9,208		9,089
Malaysia	6,607,416	86,550,281	12,995,398	159,693,440
Myanmar	85,813	664,169	132,767	1,364,230
Philippines	332,728	4,196,747	329,673	3,145,518
Singapore	10,562,498	85,216,237	14,308,845	95,034,395
Thailand	10,018,524	76,369,558	5,051,265	61,078,015
Viet Nam	1,725,513	16,142,759	993,343	11,581,272
WESTERN ASIA	109,451,455	1,333,043,776	128,807,559	1,593,088,843

Contd.

10.14 Imports by Areas and Countries / Territories

(In Thousand Rupees)

TERRITORIES/COUNTRIES	MAY, 2015	CUMULATIVE FROM JULY,2014	MAY, 2014	CUMULATIVE FROM JULY,2013
Armenia		3,207		11,689
Azerbaijan	1,020	11,552		1,882
Bahrain	203,733	4,278,128	517,698	10,839,813
Cyprus	9,796	127,700	11,005	113,014
Dubai		6,754		
Georgia		17,048		253,961
Iraq	483,058	1,652,498	59,059	617,622
Jordan	269,128	3,210,930	186,166	2,097,161
Kuwait	18,146,347	229,920,538	33,433,232	319,978,326
Lebanon	21,040	370,308	22,667	302,195
Oman	8,375,982	100,120,598	9,808,168	130,649,877
Qatar	6,321,303	26,254,440	1,023,827	17,119,008
Saudi Arabia	24,708,598	320,664,646	45,467,171	419,500,676
Syrian Arab Republic	1,073	70,480		79,375
Turkey	1,704,629	17,824,289	1,233,834	15,798,339
United Arab Emirates	49,175,302	627,714,583	37,040,479	675,505,856
Yemen	30,446	796,077	4,255	220,047
AUSTRALIA AND NEW ZEALAND	3,530,795	41,599,131	4,351,418	34,490,787
Australia	3,203,613	36,877,016	3,820,860	30,066,652
Christmas Islands	19	15,154	1,608	25,254
Cocos (Keeling) Is.	43	1,645		11,592
Heard/Mac Donald Is.		1,043	13	1,582
New Zealand	326,891	4,681,626	527,975	4,360,935
Norfolk Island		18,319		10,488
US.Minor Outlying Is	229	4,328	961	14,285
MELANESIA	121,711	142,864		59,367
Fiji				124
New Caledonia		6,051		
Papua New Guinea	121,711	136,730		1,275
Solomon Islands		63		52,334
Vanuatu		21		5,635
MICRONESIA		1,653	3,703	17,757
Kiribati		1,594	3,703	3,731
Marshall Islands				8,086
Micronesia,F.States				3,994
Northern Mariana Is.		53		1,943
Palau(Fr.pacific Is)		5		3
POLYNESIA	3,059	38,233	17	72,776
American Samoa	2,859	27,918		50,527
Cook Islands				812
French Polynesia	200	2,716	17	1,366
Johnston Island		6,257		6,347
Pitcairn		880		11,529
Samoa		18		
Tokelau		11		1,607
Tonga				322
Tuvalu		380		265
Wallis & Futuna Is.		52		

10.15 Re-imports by Areas and Countries / Territories

(In Thousand Rupees)				
TERRITORIES/COUNTRIES	MAY, 2015	CUMULATIVE FROM JULY,2014	MAY, 2014	CUMULATIVE FROM JULY,2013
GRAND TOTALS	1,761,659	19,481,396	2,141	160,279
LATIN AMERICA		5,666		
British Virgin Is.		5,584		
Dominican Republic		82		
CENTRAL AMERICA		42,000		
Belize		3,539		
Guatemala		37,722		
Mexico		739		
SOUTH AMERICA		37,980		
Argentina		3,708		
Brazil		33,090		
Uruguay		1,183		
NORTH AMERICA	660,942	6,121,826		14,984
Canada	100,886	1,165,372		14,984
U.S.America	560,057	4,956,454		
EASTERN EUROPE	9,712	91,240		
Hungary		205		
Poland	1,174	64,997		
Romania		1,707		
Russian Federation	8,538	18,082		
Ukraine		6,248		
NORTHERN EUROPE	93,132	691,134		
Denmark		30,878		
Finland		3,642		
Ireland	13,084	21,004		
Norway	1,505	18,809		
Svalbard/Jan May.Is.	1,143	2,728		
Sweden	17,774	159,266		
United Kingdom	59,626	454,809		
SOUTHERN EUROPE	44,099	523,366		6,533
Greece		2,118		
Italy	39,693	467,981		
Spain	4,406	53,267		6,533
WESTERN EUROPE	71,532	793,191		12
Austria		2,969		
Belgium	3,407	58,501		
France	2,658	127,673		
Germany	54,190	489,386		12
Netherlands	10,450	70,265		
Switzerland	828	44,398		
EASTERN AFRICA		92,451		
Ethiopia		80,821		
Madagascar		7,060		
Uganda		977		
U.R.of Tanzania		2,598		

Contd.

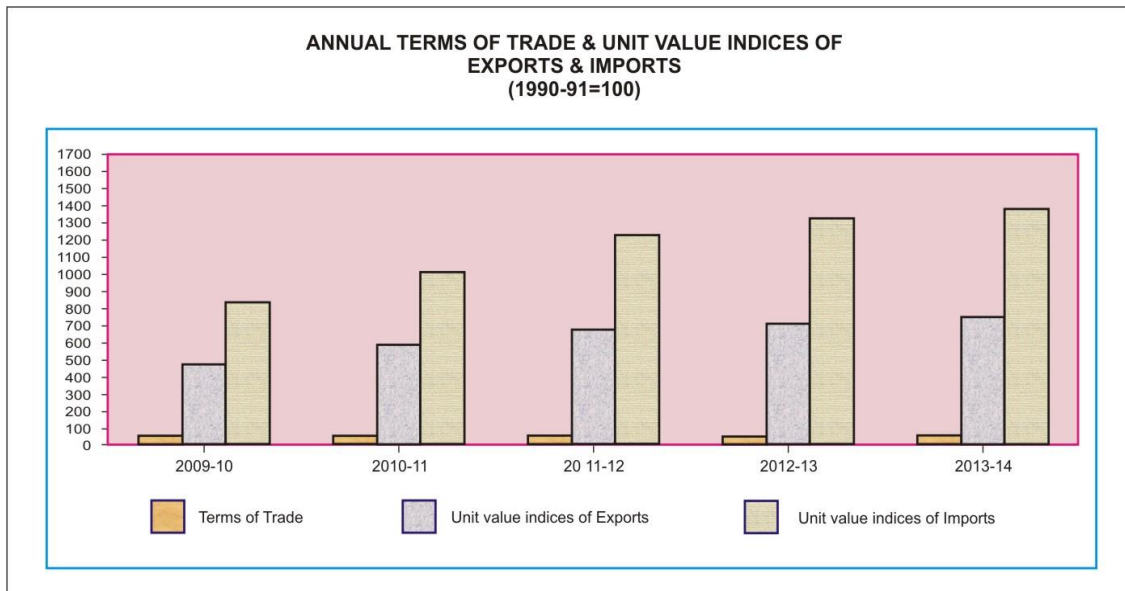
10.15 Re-imports by Areas and Countries / Territories

(In Thousand Rupees)				
TERRITORIES/COUNTRIES	MAY, 2015	CUMULATIVE FROM JULY,2014	MAY, 2014	CUMULATIVE FROM JULY,2013
Zimbabwe		994		
NORTHERN AFRICA	7,605	18,602		
Algeria		2,160		
Morocco	7,605	14,551		
Tunisia		1,891		
SOUTHERN AFRICA	7,325	18,596		
South Africa	7,325	13,672		
Swaziland		4,924		
EASTERN ASIA	502,048	6,200,771	2,141	23,615
China	277,371	3,141,617		21,463
Hong Kong S.A.Re.Chi	44,831	367,693		
Japan	85,326	1,630,784		11
Korea D.P.Republic		58,644		
Korea, Republic of	26,274	361,112	2,141	2,141
O.Asia(Tai.For.Pe.Ki	68,247	640,921		
SOUTH-CENTRAL ASIA	103,833	1,184,910		697
Afghanistan		819		452
Bangladesh	8,931	67,500		
India	87,649	904,248		245
Iran (Islamic R.)	1,487	12,849		
Sri Lanka	5,766	199,494		
SOUTH-EASTERN ASIA	102,673	1,555,512		113,904
Brunei Darussalam		268		
Indonesia	65,272	1,020,680		4,684
Malaysia	20,333	243,619		
Philippines		337		
Singapore	1,536	131,200		109,221
Thailand	12,450	123,656		
Viet Nam	3,081	35,753		
WESTERN ASIA	96,911	1,547,322		534
Bahrain		20,386		
Jordan	883	883		
Kuwait		225		
Oman		5,803		
Saudi Arabia	36,426	269,873		
Syrian Arab Republic		2,354		
Turkey	3,029	115,829		34
United Arab Emirates	56,573	1,131,970		500
AUSTRALIA AND NEW ZEALAND	61,847	552,651		
Australia	61,847	552,302		
US.Minor Outlying Is		350		
MICRONESIA		4,178		
Marshall Islands		4,178		

10.16 Annual and Quarterly Terms of Trade and Unit Value Indices of Exports and Imports (1990-91=100)

Year/ Quarter	Terms of Trade	Unit Value Indices of Exports	Unit Value Indices of Imports
2009-10	56.94	478.07	839.60
2010-11	58.55	593.19	1013.10
2011-12	55.08	679.44	1233.49
2012-13	53.81	715.45	1329.56
2013-14	54.27	752.86	1387.15
2010-11 Jul-Sep	59.91	552.97	923.01
Oct-Dec	60.25	584.51	970.12
Jan-Mar	57.34	596.46	1040.23
Apr-Jun	57.08	638.81	1119.05
2011-12 Jul-Sep	56.28	653.84	1161.73
Oct-Dec	54.96	673.48	1225.37
Jan-Mar	54.95	680.39	1238.16
Apr-Jun	54.26	710.06	1308.71
2012-13 Jul-Sep	53.94	684.66	1269.28
Oct-Dec	53.43	709.08	1327.23
Jan-Mar	53.91	728.42	1351.28
Apr-Jun	53.97	739.63	1370.44
2013-14 Jul-Sep	54.54	745.76	1367.33
Oct-Dec	54.61	745.57	1365.33
Jan-Mar	54.80	771.50	1407.91
Apr-Jun	53.17	748.62	1408.02
2014-15 Jul-Sep	52.24	753.27	1441.98
Oct-Dec	54.41	762.69	1401.74
Jan-Mar *	55.87	769.06	1376.64

* Provisional



10.17 Index Numbers of Unit Values of Exports by Groups (1990-91=100)

Year /Quarter	All groups	Food and Live animals	Beverages & Tobacco	Crude materials inedible except fuels	Mineral fuels & Lubricants	Chemicals	Manufactured goods	Machinery & Transport equipment	Misc. Manufactured articles
2009-10	478.07	693.35	629.08	573.05	1115.54	534.75	411.00	988.72	498.40
2010-11	593.19	747.72	804.61	647.55	1333.56	620.91	559.56	1286.13	558.25
2011-12	679.44	800.09	935.29	848.74	1500.63	739.66	641.15	1517.96	650.31
2012-13	715.45	884.48	1052.54	958.74	1615.08	876.11	689.62	1603.48	657.15
2013-14	752.86	954.07	1127.89	1009.57	1682.81	939.50	698.49	1650.17	700.75
2010-11 Jul-Sep	552.97	711.81	719.61	634.81	1330.51	571.93	504.00	1168.32	533.66
Oct-Dec	584.51	751.75	790.66	636.36	1351.72	592.57	548.28	1263.12	543.21
Jan-Mar	596.46	755.41	850.66	639.27	1297.10	651.58	575.38	1317.01	545.45
Apr-Jun	638.81	771.90	857.51	679.75	1354.90	667.54	610.58	1396.06	610.67
2011-12 Jul-Sep	653.84	803.38	897.76	758.78	1429.38	678.24	617.90	1431.44	635.65
Oct-Dec	673.48	780.21	923.77	818.80	1492.20	714.47	645.22	1523.11	645.05
Jan-Mar	680.39	787.46	953.20	904.77	1528.82	766.15	648.83	1549.50	652.21
Apr-Jun	710.06	829.32	966.43	912.66	1552.12	799.77	652.65	1567.78	668.31
2012-13 Jul-Sep	684.66	867.43	999.22	924.18	1562.79	809.02	656.98	1584.13	636.74
Oct-Dec	709.08	869.95	1036.60	944.56	1653.04	851.48	685.86	1590.79	658.79
Jan-Mar	728.42	899.09	1086.12	982.32	1620.06	921.14	705.07	1618.96	666.01
Apr-Jun	739.63	901.46	1088.20	983.88	1624.41	922.80	710.57	1620.03	667.06
2013-14 Jul-Sep	745.46	919.57	1098.87	1017.68	1634.63	934.11	713.43	1624.52	674.82
Oct-Dec	745.57	952.49	1154.15	1023.78	1640.93	928.01	698.36	1631.05	723.57
Jan-Mar	771.50	970.48	1164.01	1042.41	1659.59	941.60	719.23	1664.20	729.32
Apr-Jun	748.62	973.74	1094.54	954.39	1796.09	954.26	659.51	1680.90	675.29
2014-15 Jul-Sep	753.27	1027.99	1123.85	988.05	1853.14	929.85	676.38	1722.41	692.43
Oct-Dec	762.69	1071.97	1171.54	1000.56	1862.62	935.86	677.14	1781.57	740.31
Jan-Mar*	769.02	1075.01	1148.08	1030.34	1732.30	946.52	679.02	1787.10	928.26

* Provisional

10.18 Index Numbers of Unit Values of Imports by Groups (1990-91=100)

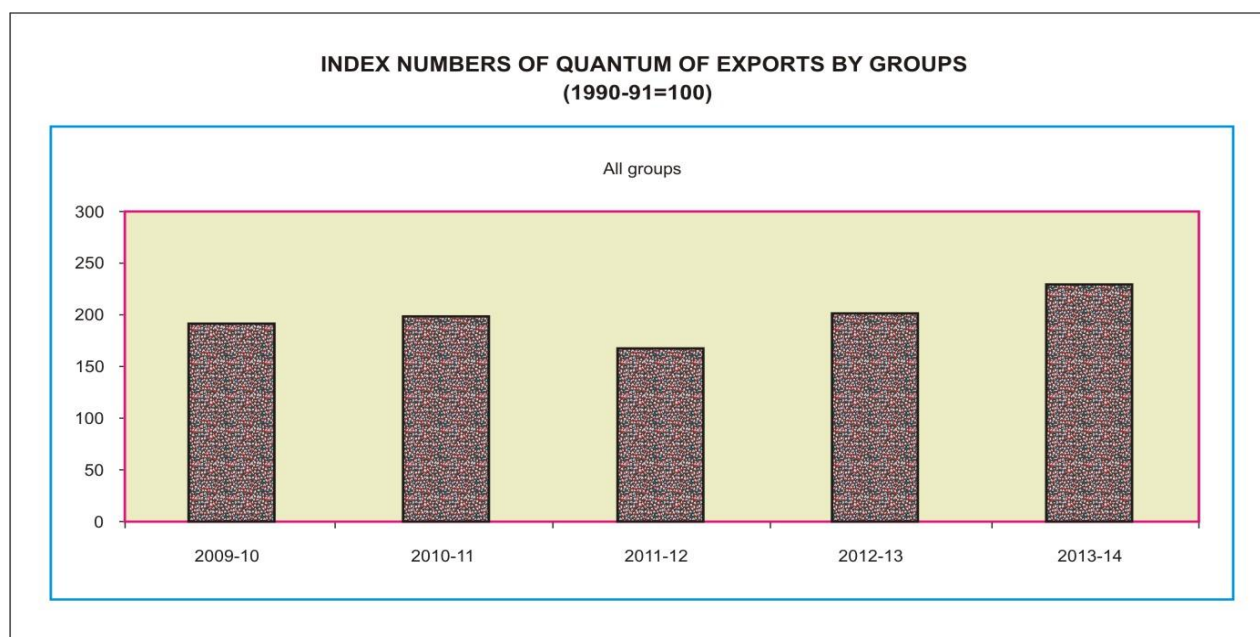
Year/Quarter	All groups	Food and Live animals	Beverages & Tobacco	Crude materials inedible except fuels	Mineral fuels & Lubricants	Animal or Veg. oils & Fats	Chemicals	Manufactured goods	Machinery & Transport equipment	Misc. manufactured articles
2009-10	839.60	689.76	961.43	677.43	975.40	881.02	725.54	612.77	965.15	964.44
2010-11	1013.10	743.82	1060.35	803.59	1255.86	1005.72	796.89	747.32	1183.62	1174.99
2011-12	1233.49	791.79	1230.10	881.00	1651.93	1240.29	897.56	823.33	1407.29	1274.46
2012-13	1329.56	802.28	1339.47	995.65	1720.77	1103.29	994.50	887.02	1738.91	1342.66
2013-14	1387.15	838.74	1446.20	1046.35	1757.91	1054.13	1098.60	899.66	1866.32	1458.63
2010-11 Jul-Sep	923.01	695.80	897.28	759.48	1085.96	867.68	770.08	675.64	1113.89	1097.68
Oct-Dec	970.12	727.87	1026.20	771.05	1128.38	956.15	773.31	727.65	1171.21	1170.63
Jan-Mar	1040.23	792.24	1104.22	841.89	1290.04	1085.82	814.67	791.58	1173.28	1197.23
Apr-Jun	1119.05	759.37	1123.70	841.94	1519.07	1113.24	829.51	794.40	1276.10	1234.40
2011-12 Jul-Sep	1161.73	780.37	1174.28	886.35	1546.57	1209.58	836.74	807.84	1297.42	1248.30
Oct-Dec	1225.37	786.64	1201.86	889.48	1674.49	1185.85	907.70	818.38	1350.77	1264.77
Jan-Mar	1238.16	819.33	1254.74	846.69	1651.53	1277.05	922.54	830.85	1386.86	1282.00
Apr-Jun	1308.71	780.82	1289.52	901.49	1735.14	1288.69	923.26	836.23	1594.10	1302.76
2012-13 Jul-Sep	1269.28	791.42	1310.88	925.57	1623.49	1189.26	939.61	875.46	1610.53	1323.94
Oct-Dec	1327.23	794.08	1328.36	995.64	1764.03	1111.45	1009.58	881.11	1680.20	1327.27
Jan-Mar	1351.28	800.25	1350.09	1017.46	1761.13	1048.35	989.23	877.44	1804.52	1345.00
Apr-Jun	1370.44	823.38	1368.54	1043.92	1734.43	1064.11	1039.59	914.05	1860.39	1374.43
2013-14 Jul-Sep	1367.33	839.00	1390.72	1064.30	1688.69	1075.42	1064.27	859.80	1865.31	1381.34
Oct-Dec	1365.33	840.48	1425.20	1052.01	1711.56	1054.23	1083.40	873.38	1875.71	1391.17
Jan-Mar	1407.91	849.44	1463.98	1072.34	1784.71	1061.03	1104.26	930.61	1937.80	1487.18
Apr-Jun	1408.02	826.03	1504.91	996.75	1846.69	1025.83	1142.45	934.85	1786.47	1574.82
2014-15 Jul-Sep	1441.98	882.91	1551.52	1050.88	1810.84	1040.06	1218.48	993.38	1889.96	1701.41
Oct-Dec	1401.74	893.21	1590.81	1065.79	1530.17	1056.54	1254.97	1030.45	1969.44	1807.08
Jan-Mar'	1376.64	895.47	1651.30	1039.03	1443.70	1006.23	1256.20	1044.23	1995.28	1892.80

* Provisional

10.19 Index Numbers of Quantum of Exports by Groups (1990-91=100)

Year/Quarter	All groups	Food and Live animals	Beverages & Tobacco	Crude materials inedible except fuels	Mineral fuels & Lubricants	Chemicals	Manufactured goods	Machinery & Transport equipment	Misc. manufactured articles
2009-10	191.74	259.95	271.16	198.39	348.10	963.70	185.42	1307.03	173.53
2010-11	198.41	286.92	314.18	199.10	333.36	1033.09	180.52	2806.15	198.34
2011-12	167.36	264.12	367.35	282.00	410.62	1301.40	157.00	2077.59	164.87
2012-13	202.86	242.21	238.64	343.79	37.89	992.45	191.87	2014.32	181.50
2013-14	229.80	280.96	175.45	447.47	409.09	1010.41	189.96	2056.66	226.38
2010-11 Jul-Sep	171.90	234.32	274.00	48.34	310.57	1052.36	168.17	2713.18	190.87
Oct-Dec	190.23	257.32	182.25	105.16	394.62	1244.86	181.35	2986.54	196.39
Jan-Mar	208.47	300.04	354.70	324.40	309.57	882.63	181.02	3404.45	203.65
Apr-Jun	223.05	356.00	445.76	318.50	318.66	952.51	191.55	2120.43	202.43
2011-12 Jul-Sep	123.61	226.97	338.73	258.06	397.91	1195.14	153.61	1693.48	168.03
Oct-Dec	169.87	245.98	350.96	342.16	405.61	1260.20	146.42	1741.42	145.37
Jan-Mar	181.51	273.36	342.68	403.10	392.32	1443.70	151.76	2986.15	158.70
Apr-Jun	194.44	310.16	437.04	124.69	446.65	1306.54	176.19	1889.30	187.37
2012-13 Jul-Sep	182.10	193.42	203.51	300.83	29.33	962.68	175.53	2240.25	165.88
Oct-Dec	201.62	219.24	268.01	357.97	6.46	948.78	196.72	2835.50	174.64
Jan-Mar	208.98	289.31	307.37	350.05	53.72	840.47	192.71	1390.01	179.90
Apr-Jun	218.73	266.88	175.65	366.29	62.03	1217.85	202.51	1591.51	205.57
2013-14 Jul-Sep	242.65	254.75	215.28	392.89	1298.61	1052.88	213.28	1226.96	241.61
Oct-Dec	220.69	279.96	59.50	463.12	4.22	691.05	190.14	911.18	229.81
Jan-Mar	218.37	336.65	69.11	350.89	247.03	1153.88	186.44	4061.10	208.14
Apr-Jun	237.48	252.47	357.92	582.97	86.50	1143.82	170.28	2027.38	225.97
2014-15 Jul-Sep	201.64	189.93	90.87	389.05	361.14	952.31	183.05	4343.64	202.72
Oct-Dec	205.65	266.45	51.38	333.54	123.62	1240.35	187.56	3283.23	194.18
Jan-Mar*	197.74	235.44	74.56	246.63	85.83	790.96	183.40	3932.27	205.36

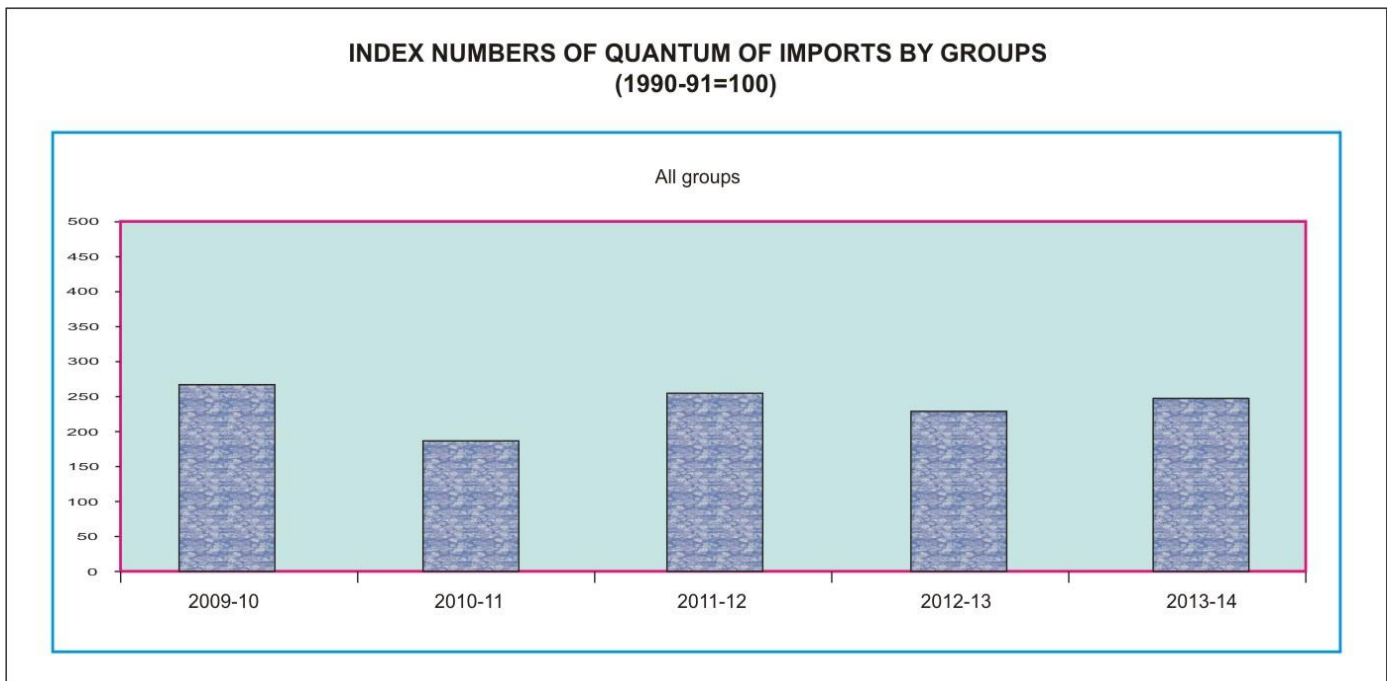
*Provisional



10.20 Index Numbers of Quantum of Imports by Groups (1990-91=100)

Year/Quarter	All groups	Food and Live animals	Beverages & Tobacco	Crude materials inedible except fuels	Mineral fuels & Lubricants	Animal or Veg. oils & Fats	Chemicals	Manufactured goods	Machinery & Transport equipment	Misc. manufactured articles
2009-10	273.50	161.65	372.35	535.52	228.17	154.83	257.08	228.29	363.58	283.04
2010-11	191.60	164.44	279.53	372.91	154.15	90.93	202.59	180.73	232.67	194.23
2011-12	256.47	321.01	371.65	473.88	197.46	121.87	290.92	241.91	280.01	288.73
2012-13	234.02	186.86	275.65	413.29	190.89	141.68	240.54	249.49	266.44	261.26
2013-14	249.40	162.10	317.18	491.04	185.66	182.37	253.03	312.32	283.06	286.91
2010-11 Jul-Sep	248.97	158.42	296.08	524.15	182.44	144.57	276.67	221.66	312.20	297.65
Oct-Dec	261.69	326.59	310.45	368.01	241.54	118.61	261.06	259.08	299.36	220.06
Jan-Mar	255.72	172.75	511.57	599.46	192.62	100.52	272.62	242.19	319.12	259.22
Apr-Jun	243.83	142.78	560.71	388.27	231.20	127.06	271.01	221.30	290.85	285.27
2011-12 Jul-Sep	240.84	277.16	347.08	300.55	194.84	114.21	304.19	247.39	261.99	225.28
Oct-Dec	265.20	330.05	344.55	647.69	194.63	119.56	315.83	235.90	261.50	260.87
Jan-Mar	246.02	383.47	403.56	497.72	188.47	102.72	277.36	223.66	241.95	398.43
Apr-Jun	273.80	293.36	391.41	449.55	211.89	151.00	266.31	260.67	354.59	270.34
2012-13 Jul-Sep	233.97	153.48	320.06	335.17	199.90	165.49	246.32	226.37	289.12	221.18
Oct-Dec	229.54	203.59	244.78	355.04	192.53	115.62	250.79	260.53	247.53	297.57
Jan-Mar	223.34	205.75	273.94	531.28	168.62	148.57	209.02	245.75	221.78	281.19
Apr-Jun	249.22	184.62	263.80	431.66	202.50	137.03	256.03	265.29	307.32	245.10
2013-14 Jul-Sep	218.67	122.34	261.56	396.94	181.66	174.34	244.11	206.78	263.81	229.50
Oct-Dec	268.58	171.23	341.53	584.51	196.34	167.22	261.77	508.73	227.47	235.11
Jan-Mar	257.81	167.02	354.12	578.98	169.03	175.06	258.74	280.99	321.79	278.09
Apr-Jun	252.54	187.81	311.51	403.73	195.60	212.84	247.49	252.77	319.16	305.94
2014-15 Jul-Sep	302.77	322.99	416.31	354.13	197.29	189.47	275.38	273.72	521.40	302.25
Oct-Dec	303.82	229.82	369.89	685.69	185.39	167.77	270.55	274.76	470.31	296.49
Jan-Mar*	290.10	174.63	205.90	595.97	129.32	163.79	258.24	482.00	428.76	371.67

*Provisional



10.21 TRADE IN SERVICES (SUMMARY)

March, 2015

Rs. In Million
Dollars in Thousands

Description	* March, 2015		** February, 2015		% Change in March, 2015 over February, 2015	
	Rs	\$	Rs	\$	Rs	\$
Export of Services (TOTAL)	42,329.41	415,977.00	104,055.74	1,026,543.00	-59.32	-59.48
1. Manufacturing services on physical inputs owned by others	0.00	0.00	0.00	0.00	0.00	0.00
2. Maintenance and repair services n.i.e.	22.39	220.00	95.28	940.00	-76.50	-76.60
3. Transport	12,485.91	122,700.00	11,198.82	110,480.00	11.49	11.06
4. Travel	3,165.49	31,110.00	2,338.50	23,070.00	35.36	34.85
5. Construction services	442.65	4,350.00	292.95	2,890.00	51.10	50.52
6. Insurance and Pension services	581.05	5,710.00	326.41	3,220.00	78.01	77.33
7. Financial services	810.01	7,960.00	808.89	7,980.00	0.14	-0.25
8. Charges for the use of intellectual services	66.14	650.00	0.00	0.00	100.00	100.00
9. Telecommunication, Computer and information services	7,588.24	74,570.00	6,568.45	64,800.00	15.53	15.08
10. Other business services	5,894.58	57,927.00	4,875.02	48,093.00	20.91	20.45
11. Personal, cultural, and recreational services	39.69	390.00	52.71	520.00	-24.70	-25.00
12. Government services, n.i.e.	11,233.26	110,390.00	77,498.71	764,550.00	-85.51	-85.56
Import of Services (TOTAL)	67,246.79	660,839.00	57,420.62	566,473.00	17.11	16.66
1. Manufacturing services on physical inputs owned by others	0.00	0.00	0.00	0.00	0.00	0.00
2. Maintenance and repair services n.i.e.	819.17	8,050.00	805.85	7,950.00	1.65	1.26
3. Transport	32,685.32	321,201.00	26,926.64	265,640.00	21.39	20.92
4. Travel	10,501.61	103,200.00	8,311.94	82,000.00	26.34	25.85
5. Construction services	0.00	0.00	0.00	0.00	0.00	0.00
6. Insurance and Pension services	1,743.44	17,133.00	1,915.80	18,900.00	-9.00	-9.35
7. Financial services	1,187.54	11,670.00	1,029.87	10,160.00	15.31	14.86
8. Charges for the use of intellectual services	1,013.53	9,960.00	1,826.60	18,020.00	-44.51	-44.73
9. Telecommunication, Computer and information services	3,937.08	38,690.00	4,685.10	46,220.00	-15.97	-16.29
10. Other business services	11,295.33	111,000.00	9,021.50	89,000.00	25.20	24.72
11. Personal, cultural, and recreational services	64.61	635.00	48.96	483.00	31.96	31.47
12. Government services, n.i.e.	3,999.16	39,300.00	2,848.36	28,100.00	40.40	39.86

Description	* July - March 2014-2015		July - March 2013-2014		% Change in July - March, 2014-2015 over July - March, 2013-2014	
	Rs	\$	Rs	\$	Rs	\$
Export of Services (TOTAL)	469,980.04	4,646,829.00	399,216.57	3,823,286.00	17.73	21.54
1. Manufacturing services on physical inputs owned by other:	0.00	0.00	0.00	0.00	0.00	0.00
2. Maintenance and repair services n.i.e.	683.71	6,760.00	405.03	3,879.00	68.80	74.27
3. Transport	101,515.16	1,003,710.00	101,792.61	974,865.00	-0.27	2.96
4. Travel	22,397.43	221,450.00	22,335.76	213,909.00	0.28	3.53
5. Construction services	3,277.95	32,410.00	1,966.07	18,829.00	66.73	72.13
6. Insurance and Pension services	5,055.07	49,981.00	6,798.49	65,109.00	-25.64	-23.23
7. Financial services	5,310.86	52,510.00	7,354.30	70,432.00	-27.79	-25.45
8. Charges for the use of intellectual services	519.86	5,140.00	609.90	5,841.00	-14.76	-12.00
9. Telecommunication, Computer and information services	60,868.03	601,820.00	63,677.54	609,838.00	-4.41	-1.31
10. Other business services	58,762.77	581,004.00	55,908.51	535,434.00	5.11	8.51
11. Personal, cultural, and recreational services	705.35	6,974.00	774.15	7,414.00	-8.89	-5.93
12. Government services, n.i.e.	210,883.85	2,085,070.00	137,594.21	1,317,736.00	53.27	58.23
Import of Services (TOTAL)	609,672.03	6,028,005.00	621,479.59	5,951,893.00	-1.90	1.28
1. Manufacturing services on physical inputs owned by other:	0.00	0.00	0.00	0.00	0.00	0.00
2. Maintenance and repair services n.i.e.	5,925.79	58,590.00	8,932.36	85,545.00	-33.66	-31.51
3. Transport	288,055.93	2,848,093.00	302,934.78	2,901,198.00	-4.91	-1.83
4. Travel	97,336.06	962,390.00	81,294.69	778,557.00	19.73	23.61
5. Construction services	446.03	4,410.00	2,204.14	21,109.00	-79.76	-79.11
6. Insurance and Pension services	20,980.67	207,442.00	18,484.33	177,024.00	13.51	17.18
7. Financial services	16,482.78	162,970.00	16,094.02	154,132.00	2.42	5.73
8. Charges for the use of intellectual services	11,034.37	109,100.00	8,891.95	85,158.00	24.09	28.11
9. Telecommunication, Computer and information services	32,112.95	317,510.00	26,587.64	254,629.00	20.78	24.70
10. Other business services	100,907.30	997,700.00	118,413.51	1,134,043.00	-14.78	-12.02
11. Personal, cultural, and recreational services	676.63	6,690.00	454.63	4,354.00	48.83	53.65
12. Government services, n.i.e.	35,713.52	353,110.00	37,187.54	356,144.00	-3.96	-0.85

* Provisional figures based on figures provided by the State Bank of Pakistan.

** Revised by SBP

Note:- SBP has switched over from BPM- to BPM 6th addition from July, 2014.

Note:- Dollar value is converted into Rupees on monthly average exchange rate provided by SBP.

March, 2015 (1\$=Rs. 101.759752), February, 2015 (1\$=Rs. 101.365126) and March, 2014 (1\$=Rs. 99.977739) respectively.

10.22 EXPORTS OF SERVICES (Monthly)

Description	Rs. in Millions Dollars in Thousands									
	* March, 2015		** February, 2015		March, 2014		% Change in March, 2015 over			
	Rs	\$	Rs	\$	Rs	\$	Rs	\$	Rs	\$
Services	42,329.41	415,977.00	104,055.74	1,026,543.00	38,083.80	380,923.00	-59.32	-59.48	11.15	9.20
1.Manufacturing services on physical inputs owned by others	0.00	0.00	0.00	0.00	0.00	0.00	0.00	0.00	0.00	0.00
1.1 Goods for processing in reporting economy	0.00	0.00	0.00	0.00	0.00	0.00	0.00	0.00	0.00	0.00
1.2 Goods for processing abroad	0.00	0.00	0.00	0.00	0.00	0.00	0.00	0.00	0.00	0.00
2.Maintenance and repair services n.i.e.	22.39	220.00	95.28	940.00	28.99	290.00	-76.50	-76.60	-22.77	-24.14
3. Transport	12,485.91	122,700.00	11,198.82	110,480.00	12,220.17	122,229.00	11.49	11.06	2.17	0.39
3.1 Sea transport	2,128.81	20,920.00	1,991.82	19,650.00	1,976.35	19,768.00	6.88	6.46	7.71	5.83
3.1.1 Passenger	0.00	0.00	0.00	0.00	0.00	0.00	0.00	0.00	0.00	0.00
3.1.2 Freight	185.20	1,820.00	184.48	1,820.00	157.26	1,573.00	0.39	0.00	17.77	15.70
3.1.3 Other	1,943.61	19,100.00	1,807.34	17,830.00	1,819.09	18,195.00	7.54	7.12	6.85	4.97
3.2 Air transport	10,338.78	101,600.00	9,174.56	90,510.00	10,224.92	102,272.00	12.69	12.25	1.11	-0.66
3.1.1 Passenger	6,563.50	64,500.00	6,526.90	64,390.00	6,544.84	65,463.00	0.56	0.17	0.29	-1.47
3.1.2 Freight	638.03	6,270.00	635.56	6,270.00	508.69	5,088.00	0.39	0.00	25.43	23.23
3.1.3 Other	3,137.25	30,830.00	2,012.10	19,850.00	3,171.39	31,721.00	55.92	55.31	-1.08	-2.81
3.3 Road transport	18.32	180.00	32.44	320.00	4.90	49.00	-43.53	-43.75	273.88	267.35
3.3.1 Passenger	0.00	0.00	0.00	0.00	0.00	0.00	0.00	0.00	0.00	0.00
3.3.2 Freight	18.32	180.00	32.44	320.00	4.90	49.00	-43.53	-43.75	273.88	267.35
3.3.3 Other	0.00	0.00	0.00	0.00	0.00	0.00	0.00	0.00	0.00	0.00
3.4 Rail transport	0.00	0.00	0.00	0.00	13.70	137.00	0.00	0.00	-100.00	-100.00
3.4.1 Passenger	0.00	0.00	0.00	0.00	0.00	0.00	0.00	0.00	0.00	0.00
3.4.2 Freight	0.00	0.00	0.00	0.00	0.00	0.00	0.00	0.00	0.00	0.00
3.4.3 Other	0.00	0.00	0.00	0.00	13.70	137.00	0.00	0.00	-100.00	-100.00
3.5 Postal and courier services	0.00	0.00	0.00	0.00	0.30	3.00	0.00	0.00	-100.00	-100.00
3.6 Electricity transmission	0.00	0.00	0.00	0.00	0.00	0.00	0.00	0.00	0.00	0.00
3.7 Other supporting and auxiliary transport service	0.00	0.00	0.00	0.00	0.00	0.00	0.00	0.00	0.00	0.00
4. Travel	3,165.49	31,110.00	2,338.50	23,070.00	2,258.70	22,592.00	35.36	34.85	40.15	37.70
4.1 Business	27.48	270.00	18.25	180.00	0.00	0.00	50.58	50.00	100.00	100.00
4.1.1 Acquisition of goods and services by border, seasonal, and other short-term workers	0.00	0.00	0.00	0.00	0.00	0.00	0.00	0.00	0.00	0.00
4.1.2 Other	27.48	270.00	18.25	180.00	0.00	0.00	50.58	50.00	100.00	100.00
4.2 Personal	3,138.01	30,840.00	2,320.25	22,890.00	2,258.70	22,592.00	35.24	34.73	38.93	36.51
4.2.1 Health-related expenditure	15.00	150.00	29.40	290.00	2.30	23.00	-48.98	-48.28	552.17	552.17
4.2.2 Education-related expenditure	35.62	350.00	25.34	250.00	21.80	218.00	40.57	40.00	63.39	60.55
4.2.3 Other	3,087.39	30,340.00	2,265.51	22,350.00	2,234.60	22,351.00	36.28	35.75	38.16	35.74
4.2.3.1 Religious travel	0.00	0.00	0.00	0.00	0.00	0.00	0.00	0.00	0.00	0.00
4.2.3.2 Other	3,087.39	30,340.00	2,265.51	22,350.00	2,234.60	22,351.00	36.28	35.75	38.16	35.74
5.Construction services	442.65	4,350.00	292.95	2,890.00	700.04	7,002.00	51.10	50.52	-36.77	-37.87
5.1 Construction abroad	442.65	4,350.00	292.95	2,890.00	700.04	7,002.00	51.10	50.52	-36.77	-37.87
5.2 Construction in the compiling economy	0.00	0.00	0.00	0.00	0.00	0.00	0.00	0.00	0.00	0.00
6. Insurance and Pension services	581.05	5,710.00	326.41	3,220.00	483.09	4,832.00	78.01	77.33	20.28	18.17
6.1 Direct Insurance	188.05	1,847.91	162.25	1,600.56	230.04	2,300.93	15.90	15.45	-18.25	-19.69
6.1.1 Life insurance	4.88	47.91	8.17	80.56	-0.01	-0.07	-40.27	-40.53	-48900.00	-72689.39
6.1.2 Freight insurance	2.04	20.00	5.07	50.00	3.50	35.00	-59.76	-60.00	-41.71	-42.86
6.1.3 Other direct insurance	181.13	1,780.00	149.01	1,470.00	226.55	2,266.00	21.56	21.09	-20.05	-21.45
6.2 Reinsurance	390.31	3,835.64	164.14	1,619.27	250.38	2,504.31	137.79	136.88	55.89	53.16
6.3 Auxiliary insurance services	2.69	26.45	0.02	0.18	2.67	26.75	13350.00	15015.43	0.75	-1.13
6.4 Pension and standardized guarantee services	0.00	0.00	0.00	0.00	0.00	0.00	0.00	0.00	0.00	0.00

Contd.

10.22 EXPORTS OF SERVICES (Monthly)

Description	Rs. in Millions Dollars in Thousands									
	* March, 2015		** February, 2015		March, 2014		% Change in March, 2015 over			
	Rs	\$	Rs	\$	Rs	\$	February, 2015		March, 2014	
						Rs	\$	Rs	\$	
7. Financial services	810.01	7,960.00	808.89	7,980.00	1,619.24	16,196.00	0.14	-0.25	-49.98	-50.85
7.1 Explicitly charged and other financial services	810.01	7,960.00	808.89	7,980.00	1,419.28	14,196.00	0.14	-0.25	-42.93	-43.93
7.2 Financial intermediation service charges indirectly measured (FISIM)	0.00	0.00	0.00	0.00	199.96	2,000.00	0.00	0.00	-100.00	-100.00
8. Charges for the use of intellectual services	66.14	650.00	0.00	0.00	60.49	605.00	100.00	100.00	9.34	7.44
9. Telecommunication, Computer and information services	7,588.24	74,570.00	6,568.45	64,800.00	6,397.28	63,987.00	15.53	15.08	18.62	16.54
9.1 Telecommunications services	3,024.30	29,720.00	2,526.02	24,920.00	3,756.96	37,578.00	19.73	19.26	-19.50	-20.91
9.1.1 Call centres	528.08	5,189.48	600.22	5,921.40	383.62	3,837.05	-12.02	-12.36	37.66	35.25
9.1.2 Telecommunication services	2,496.22	24,530.52	1,925.80	18,998.60	3,373.34	33,740.96	29.62	29.12	-26.00	-27.30
9.2 Computer services	4,556.81	44,780.00	4,031.28	39,770.00	2,627.32	26,279.00	13.04	12.60	73.44	70.40
9.2.1 Hardware consultancy services	8.73	85.78	6.16	60.77	4.88	48.77	41.72	41.16	78.89	75.88
9.2.2 Software consultancy services	683.11	6,712.94	486.85	4,802.96	629.36	6,294.96	40.31	39.77	8.54	6.64
9.2.3 Maintenance & repairs of computer	24.32	238.99	11.25	111.01	0.56	5.64	116.18	115.29	4242.86	4141.10
9.2.4 Export / Import of Computer Software	3,338.14	32,804.12	3,184.91	31,420.21	1,698.22	16,986.02	4.81	4.40	96.57	93.12
9.2.5 Other Computer services	502.51	4,938.18	342.11	3,375.06	294.30	2,943.61	46.89	46.31	70.75	67.76
9.3 Information services	7.13	70.00	11.15	110.00	13.00	130.00	-36.05	-36.36	-45.15	-46.15
9.3.1 News agency services	4.25	41.73	6.42	63.33	6.22	62.22	-33.80	-34.11	-31.67	-32.94
9.3.2 Other information services	2.88	28.27	4.73	46.67	6.78	67.78	-39.11	-39.42	-57.52	-58.29
10. Other business services	5,894.58	57,927.00	4,875.02	48,093.00	6,012.14	60,135.00	20.91	20.45	-1.96	-3.67
10.1 Research and development services	74.28	730.00	51.70	510.00	77.08	771.00	43.68	43.14	-3.63	-5.32
10.2 Professional and management consulting services	1,635.28	16,070.00	1,566.09	15,450.00	1,563.65	15,640.00	4.42	4.01	4.58	2.75
10.2.1 Legal, accounting, management consulting, and public relations	1,410.39	13,860.00	1,289.36	12,720.00	1,301.32	13,016.00	9.39	8.96	8.38	6.48
10.2.1.1 Legal services	63.09	620.00	79.06	780.00	66.29	663.00	-20.20	-20.51	-4.83	-6.49
10.2.1.2 Accounting, auditing, bookkeeping, and tax consulting services	67.16	660.00	78.05	770.00	100.08	1,001.00	-13.95	-14.29	-32.89	-34.07
10.2.1.3 Business and management consulting and public relations services	1,280.14	12,580.00	1,132.25	11,170.00	1,134.95	11,352.00	13.06	12.62	12.79	10.82
10.2.2 Advertising, market research, and public opinion polling	224.89	2,210.00	276.73	2,730.00	262.34	2,624.00	-18.73	-19.05	-14.28	-15.78
10.3 Technical, trade-related and other business services	4,185.02	41,127.00	3,257.23	32,133.00	4,371.41	43,724.00	28.48	27.99	-4.26	-5.94
10.3.1 Architectural, engineering, scientific and other technical services	308.33	3,030.00	280.78	2,770.00	128.17	1,282.00	9.81	9.39	140.56	136.35
10.3.2 Waste treatment and de-pollution, agricultural and mining services	0.00	0.00	6.08	60.00	2.60	26.00	-100.00	-100.00	-100.00	-100.00
10.3.3 Operating leasing services	21.37	210.00	6.08	60.00	0.00	0.00	251.48	250.00	100.00	100.00
10.3.4 Trade-related services	8.70	86.00	42.01	414.00	50.32	503.00	-79.29	-79.23	-82.71	-82.90
10.3.5 Other business services n.i.e.	3,846.62	37,801.00	2,922.28	28,829.00	4,190.32	41,913.00	31.63	31.12	-8.20	-9.81
11. Personal, cultural, and recreational services	39.69	390.00	52.71	520.00	39.80	398.00	-24.70	-25.00	-0.28	-2.01
11.1 Audiovisual and related services	25.44	250.00	41.56	410.00	21.00	210.00	-38.79	-39.02	21.14	19.05
11.1.1 Audiovisual services	25.45	250.14	41.46	409.00	21.03	210.33	-38.62	-38.84	21.02	18.93
11.1.2 Artistic related services	-0.01	-0.14	0.10	1.00	-0.03	-0.33	-110.00	-114.09	-66.67	-56.75
11.2 Other personal, cultural, and recreational services	14.25	140.00	11.15	110.00	18.80	188.00	27.80	27.27	-24.20	-25.53
12. Government services, n.i.e.	11,233.26	110,390.00	77,498.71	764,550.00	8,263.86	82,657.00	-85.51	-85.56	35.93	33.55
12.1 Embassies and consulates	2,436.13	23,940.00	2,384.11	23,520.00	2,348.58	23,491.00	2.18	1.79	3.73	1.91
12.2 Military units and agencies	6,704.95	65,890.00	88.19	870.00	4,225.36	42,263.00	7502.85	7473.56	58.68	55.90
12.3 Other	2,092.18	20,560.00	75,026.41	740,160.00	1,689.92	16,903.00	-97.21	-97.22	23.80	21.64

* Provisional ** Revised

Note: 1. The data are presented as per 6(EBOPS0.002010) classification aligned with MSITS0.00 2010 classification

10.23 EXPORTS OF SERVICES (Cumulative)

Rs. in Millions
Dollars in Thousands

Description	* July - March 2014-2015		July - March, 2014 2013-2014		% Change in July - March, 2014-2015 over July - March, 2013-2014	
	Rs	\$	Rs	\$	Rs	\$
	Services	<u>469,980.04</u>	<u>4,646,829.00</u>	<u>399,216.57</u>	<u>3,823,286.00</u>	17.73
1.Manufacturing services on physical inputs owned by others	0.00	0.00	0.00	0.00	0.00	0.00
1.1 Goods for processing in reporting economy	0.00	0.00	0.00	0.00	0.00	0.00
1.2 Goods for processing abroad	0.00	0.00	0.00	0.00	0.00	0.00
2.Maintenance and repair services n.i.e.	683.71	6,760.00	405.03	3,879.00	68.80	74.27
3. Transport	101,515.16	1,003,710.00	101,792.61	974,865.00	-0.27	2.96
3.1 Sea transport	20,536.46	203,050.00	18,459.59	176,787.00	11.25	14.86
3.1.1 Passenger	0.00	0.00	0.00	0.00	0.00	0.00
3.1.2 Freight	1,662.74	16,440.00	1,781.25	17,059.00	-6.65	-3.63
3.1.3 Other	18,873.72	186,610.00	16,678.34	159,728.00	13.16	16.83
3.2 Air transport	80,643.92	797,350.00	83,127.52	796,110.00	-2.99	0.16
3.1.1 Passenger	53,965.23	533,570.00	51,314.86	491,441.00	5.16	8.57
3.1.2 Freight	6,282.81	62,120.00	6,233.91	59,702.00	0.78	4.05
3.1.3 Other	20,395.88	201,660.00	25,578.75	244,967.00	-20.26	-17.68
3.3 Road transport	315.56	3,120.00	150.68	1,443.00	109.42	116.22
3.3.1 Passenger	0.00	0.00	0.00	0.00	0.00	0.00
3.3.2 Freight	315.56	3,120.00	149.32	1,430.00	111.33	118.18
3.3.3 Other	0.00	0.00	1.36	13.00	-100.00	-100.00
3.4 Rail transport	0.00	0.00	14.31	137.00	-100.00	-100.00
3.4.1 Passenger	0.00	0.00	0.00	0.00	0.00	0.00
3.4.2 Freight	0.00	0.00	0.00	0.00	0.00	0.00
3.4.3 Other	0.00	0.00	14.31	137.00	-100.00	-100.00
3.5 Postal and courier services	19.22	190.00	40.51	388.00	-52.55	-51.03
3.6 Electricity transmission	0.00	0.00	0.00	0.00	0.00	0.00
3.7 Other supporting and auxiliary transport service	0.00	0.00	0.00	0.00	0.00	0.00
4. Travel	22,397.43	221,450.00	22,335.76	213,909.00	0.28	3.53
4.1 Business	421.75	4,170.00	412.45	3,950.00	2.25	5.57
4.1.1 Acquisition of goods and services by border, seasonal, and other short-term workers	0.00	0.00	0.00	0.00	0.00	0.00
4.1.2 Other	421.75	4,170.00	412.45	3,950.00	2.25	5.57
4.2 Personal	21,975.68	217,280.00	21,923.31	209,959.00	0.24	3.49
4.2.1 Health-related expenditure	162.84	1,610.00	74.45	713.00	118.72	125.81
4.2.2 Education-related expenditure	393.43	3,890.00	275.66	2,640.00	42.72	47.35
4.2.3 Other	21,419.41	211,780.00	21,573.20	206,606.00	-0.71	2.50
4.2.3.1 Religious travel	33.55	331.73	0.18	1.75	18538.89	18812.83
4.2.3.2 Other	21,385.86	211,448.27	21,573.02	206,604.25	-0.87	2.34
5.Construction services	3,277.95	32,410.00	1,966.07	18,829.00	66.73	72.13
5.1 Construction abroad	3,277.95	32,410.00	1,966.07	18,829.00	66.73	72.13
5.2 Construction in the compiling economy	0.00	0.00	0.00	0.00	0.00	0.00
6. Insurance and Pension services	5,055.07	49,981.00	6,798.49	65,109.00	-25.64	-23.23
6.1 Direct Insurance	2,406.68	23,795.59	3,952.55	37,853.50	-39.11	-37.14
6.1.1 Life insurance	37.99	375.59	9.55	91.50	297.80	310.50
6.1.2 Freight insurance	39.44	390.00	35.40	339.00	11.41	15.04
6.1.3 Other direct insurance	2,329.25	23,030.00	3,907.60	37,423.00	-40.39	-38.46
6.2 Reinsurance	2,627.39	25,977.81	2,837.82	27,177.70	-7.42	-4.41
6.3 Auxiliary insurance services	21.00	207.60	8.12	77.80	158.62	166.83
6.4 Pension and standardized guarantee services	0.00	0.00	0.00	0.00	0.00	0.00

Contd.

10.23 EXPORTS OF SERVICES (Cumulative)

Rs. in Millions
Dollars in Thousands

Description	* July - March 2014-2015		July - March, 2014 2013-2014		% Change in July - March, 2014-2015 over July - March, 2013-2014	
	Rs	\$	Rs	\$	Rs	\$
7. Financial services	5,310.86	52,510.00	7,354.30	70,432.00	-27.79	-25.45
7.1 Explicitly charged and other financial services	5,310.86	52,510.00	5,766.85	55,229.00	-7.91	-4.92
7.2 Financial intermediation service charges indirectly measured (FISIM)	0.00	0.00	1,587.45	15,203.00	-100.00	-100.00
8. Charges for the use of intellectual services	519.86	5,140.00	609.90	5,841.00	-14.76	-12.00
9. Telecommunication, Computer and information services	60,868.03	601,820.00	63,677.54	609,838.00	-4.41	-1.31
9.1 Telecommunications services	27,524.22	272,140.00	38,760.47	371,208.00	-28.99	-26.69
9.1.1 Call centres	4,298.40	42,499.57	2,892.06	27,697.22	48.63	53.44
9.1.2 Telecommunication services	23,225.82	229,640.43	35,868.41	343,510.78	-35.25	-33.15
9.2 Computer services	33,263.91	328,890.00	24,850.14	237,989.00	33.86	38.20
9.2.1 Hardware consultancy services	56.92	562.81	122.04	1,168.73	-53.36	-51.84
9.2.2 Software consultancy services	6,033.05	59,650.55	4,888.79	46,819.80	23.41	27.40
9.2.3 Maintenance & repairs of computer	82.63	817.01	26.37	252.52	213.35	223.54
9.2.4 Export / Import of Computer Software	23,359.09	230,958.09	17,078.74	163,562.60	36.77	41.20
9.2.5 Other Computer services	3,732.22	36,901.54	2,734.20	26,185.35	36.50	40.92
9.3 Information services	79.90	790.00	66.93	641.00	19.38	23.24
9.3.1 News agency services	43.35	428.65	31.45	301.19	37.84	42.32
9.3.2 Other information services	36.55	361.35	35.48	339.81	3.02	6.34
10. Other business services	58,762.77	581,004.00	55,908.51	535,434.00	5.11	8.51
10.1 Research and development services	625.04	6,180.00	592.46	5,674.00	5.50	8.92
10.2 Professional and management consulting services	15,619.04	154,430.00	13,521.18	129,492.00	15.52	19.26
10.2.1 Legal, accounting, management consulting, and public relations	13,609.39	134,560.00	10,978.42	105,140.00	23.96	27.98
10.2.1.1 Legal services	826.31	8,170.00	834.50	7,992.00	-0.98	2.23
10.2.1.2 Accounting, auditing, bookkeeping, and tax consulting services	539.08	5,330.00	575.34	5,510.00	-6.30	-3.27
10.2.1.3 Business and management consulting and public relations services	12,244.00	121,060.00	9,568.58	91,638.00	27.96	32.11
10.2.2 Advertising, market research, and public opinion polling	2,009.65	19,870.00	2,542.77	24,352.00	-20.97	-18.41
10.3 Technical, trade-related and other business services	42,518.69	420,394.00	41,794.87	400,268.00	1.73	5.03
10.3.1 Architectural, engineering, scientific and other technical services	2,891.59	28,590.00	2,981.00	28,549.00	-3.00	0.14
10.3.2 Waste treatment and de-pollution, agricultural and mining services	59.67	590.00	9.82	94.00	507.64	527.66
10.3.3 Operating leasing services	43.49	430.00	16.18	155.00	168.79	177.42
10.3.4 Trade-related services	367.79	3,636.00	362.84	3,475.00	1.36	4.63
10.3.5 Other business services n.i.e.	39,156.15	387,148.00	38,425.03	367,995.00	1.90	5.20
11. Personal, cultural, and recreational services	705.35	6,974.00	774.15	7,414.00	-8.89	-5.93
11.1 Audiovisual and related services	612.30	6,054.00	427.07	4,090.00	43.37	48.02
11.1.1 Audiovisual services	531.35	5,253.62	395.37	3,786.45	34.39	38.75
11.1.2 Artistic related services	80.95	800.38	31.70	303.55	155.36	163.67
11.2 Other personal, cultural, and recreational services	93.05	920.00	347.08	3,324.00	-73.19	-72.32
12. Government services, n.i.e.	210,883.85	2,085,070.00	137,594.21	1,317,736.00	53.27	58.23
12.1 Embassies and consulates	21,990.86	217,430.00	31,672.22	303,324.00	-30.57	-28.32
12.2 Military units and agencies	56,209.53	555,760.00	16,792.26	160,819.00	234.73	245.58
12.3 Other	132,683.46	1,311,880.00	89,129.73	853,593.00	48.87	53.69

* Provisional ** Revised

Note: 1. The data are presented as per 6(EBOPS0.002010) classification aligned with MSITS0.00 2010 classification

10.24 IMPORTS OF SERVICES (Monthly)

Description	Rs. in Millions Dollars in Thousands									
	* March, 2015		** February, 2015		March, 2014		% Change in March, 2015 over			
	Rs	\$	Rs	\$	Rs	\$	Rs	\$	Rs	\$
Services	<u>67,246.79</u>	<u>660,839.00</u>	<u>57,420.62</u>	<u>566,473.00</u>	<u>69,150.61</u>	<u>691,660.00</u>	17.11	16.66	-2.75	-4.46
1.Manufacturing services on physical inputs owned by others	0.00	0.00	0.00	0.00	0.00	0.00	0.00	0.00	0.00	0.00
1.1 Goods for processing in reporting economy	0.00	0.00	0.00	0.00	0.00	0.00	0.00	0.00	0.00	0.00
1.2 Goods for processing abroad	0.00	0.00	0.00	0.00	0.00	0.00	0.00	0.00	0.00	0.00
2.Maintenance and repair services n.i.e.	819.17	8,050.00	805.85	7,950.00	886.10	8,863.00	1.65	1.26	-7.55	-9.17
3. Transport	32,685.32	321,201.00	26,926.64	265,640.00	34,107.81	341,154.00	21.39	20.92	-4.17	-5.85
3.1 Sea transport	19,498.18	191,610.00	18,217.34	179,720.00	20,431.85	204,364.00	7.03	6.62	-4.57	-6.24
3.1.1 Passenger	0.00	0.00	0.00	0.00	0.00	0.00	0.00	0.00	0.00	0.00
3.1.2 Freight	18,355.42	180,380.00	16,565.09	163,420.00	18,900.19	189,044.00	10.81	10.38	-2.88	-4.58
3.1.3 Other	1,142.76	11,230.00	1,652.25	16,300.00	1,531.66	15,320.00	-30.84	-31.10	-25.39	-26.70
3.2 Air transport	12,859.38	126,370.00	8,235.92	81,250.00	13,331.23	133,342.00	56.14	55.53	-3.54	-5.23
3.1.1 Passenger	7,743.92	76,100.00	4,020.14	39,660.00	8,612.08	86,140.00	92.63	91.88	-10.08	-11.66
3.1.2 Freight	2,632.52	25,870.00	1,764.77	17,410.00	1,901.28	19,017.00	49.17	48.59	38.46	36.04
3.1.3 Other	2,482.94	24,400.00	2,451.01	24,180.00	2,817.87	28,185.00	1.30	0.91	-11.89	-13.43
3.3 Road transport	180.62	1,775.00	179.42	1,770.00	204.56	2,046.00	0.67	0.28	-11.70	-13.25
3.3.1 Passenger	0.00	0.00	0.00	0.00	0.00	0.00	0.00	0.00	0.00	0.00
3.3.2 Freight	180.62	1,775.00	171.31	1,690.00	194.26	1,943.00	5.43	5.03	-7.02	-8.65
3.3.3 Other	0.00	0.00	8.11	80.00	10.30	103.00	-100.00	-100.00	-100.00	-100.00
3.4 Rail transport	97.28	956.00	92.24	910.00	104.58	1,046.00	5.46	5.05	-6.98	-8.60
3.4.1 Passenger	97.28	956.00	92.24	910.00	104.58	1,046.00	5.46	5.05	-6.98	-8.60
3.4.2 Freight	0.00	0.00	0.00	0.00	0.00	0.00	0.00	0.00	0.00	0.00
3.4.3 Other	0.00	0.00	0.00	0.00	0.00	0.00	0.00	0.00	0.00	0.00
3.5 Postal and courier services	49.86	490.00	201.72	1,990.00	35.59	356.00	-75.28	-75.38	40.10	37.64
3.6 Electricity transmission	0.00	0.00	0.00	0.00	0.00	0.00	0.00	0.00	0.00	0.00
3.7 Other supporting and auxiliary transport service	0.00	0.00	0.00	0.00	0.00	0.00	0.00	0.00	0.00	0.00
4. Travel	10,501.61	103,200.00	8,311.94	82,000.00	8,184.48	81,863.00	26.34	25.85	28.31	26.06
4.1 Business	232.01	2,280.00	237.19	2,340.00	449.90	4,500.00	-2.18	-2.56	-48.43	-49.33
4.1.1 Acquisition of goods and services by border, seasonal, and other short-term workers	0.00	0.00	0.00	0.00	0.00	0.00	0.00	0.00	0.00	0.00
4.1.2 Other	232.01	2,280.00	237.19	2,340.00	449.90	4,500.00	-2.18	-2.56	-48.43	-49.33
4.2 Personal	10,269.60	100,920.00	8,074.75	79,660.00	7,734.58	77,363.00	27.18	26.69	32.78	30.45
4.2.1 Health-related expenditure	26.46	260.00	19.26	190.00	21.90	219.00	37.38	36.84	20.82	18.72
4.2.2 Education-related expenditure	1,363.58	13,400.00	1,020.75	10,070.00	1,157.74	11,580.00	33.59	33.07	17.78	15.72
4.2.3 Other	8,879.56	87,260.00	7,034.74	69,400.00	6,554.94	65,564.00	26.22	25.73	35.46	33.09
4.2.3.1 Religious travel	0.00	0.00	0.00	0.00	0.25	2.53	0.00	0.00	-100.00	-100.00
4.2.3.2 Other	8,879.56	87,260.00	7,034.74	69,400.00	6,554.69	65,561.47	26.22	25.73	35.47	33.10
5.Construction services	0.00	0.00	0.00	0.00	307.73	3,078.00	0.00	0.00	-100.00	-100.00
5.1 Construction abroad	0.00	0.00	0.00	0.00	0.00	0.00	0.00	0.00	0.00	0.00
5.2 Construction in the compiling economy	0.00	0.00	0.00	0.00	307.73	3,078.00	0.00	0.00	-100.00	-100.00
6. Insurance and Pension services	1,743.44	17,133.00	1,915.80	18,900.00	2,013.05	20,135.00	-9.00	-9.35	-13.39	-14.91
6.1 Direct Insurance	548.46	5,389.83	538.30	5,310.48	558.08	5,582.00	1.89	1.49	-1.72	-3.44
6.1.1 Life insurance	-0.02	-0.17	0.05	0.48	0.00	0.00	-140.00	-136.02	100.00	100.00
6.1.2 Freight insurance	435.53	4,280.00	391.27	3,860.00	464.50	4,646.00	11.31	10.88	-6.24	-7.88
6.1.3 Other direct insurance	112.95	1,110.00	146.98	1,450.00	93.58	936.00	-23.15	-23.45	20.70	18.59
6.2 Reinsurance	1,194.11	11,734.62	1,364.99	13,466.10	1,441.38	14,417.04	-12.52	-12.86	-17.16	-18.61
6.3 Auxiliary insurance services	0.87	8.56	12.51	123.41	13.59	135.96	-93.05	-93.07	-93.60	-93.71
6.4 Pension and standardized guarantee services	0.00	0.00	0.00	0.00	0.00	0.00	0.00	0.00	0.00	0.00

Contd.

10.24 IMPORTS OF SERVICES (Monthly)

Description	Rs. in Millions Dollars in Thousands									
	* March, 2015		** February, 2015		March, 2014		% Change in March, 2015 over			
	Rs	\$	Rs	\$	Rs	\$	February, 2015		March, 2014	
						Rs	\$	Rs	\$	
7. Financial services	1,187.54	11,670.00	1,029.87	10,160.00	1,706.32	17,067.00	15.31	14.86	-30.40	-31.62
7.1 Explicitly charged and other financial services	1,187.54	11,670.00	1,029.87	10,160.00	1,406.39	14,067.00	15.31	14.86	-15.56	-17.04
7.2 Financial intermediation service charges indirectly measured (FISIM)	0.00	0.00	0.00	0.00	299.93	3,000.00	0.00	0.00	-100.00	-100.00
8. Charges for the use of intellectual services	1,013.53	9,960.00	1,826.60	18,020.00	1,005.38	10,056.00	-44.51	-44.73	0.81	-0.95
9. Telecommunication, Computer and information services	3,937.08	38,690.00	4,685.10	46,220.00	3,067.42	30,681.00	-15.97	-16.29	28.35	26.10
9.1 Telecommunications services	2,154.25	21,170.00	3,332.89	32,880.00	804.32	8,045.00	-35.36	-35.61	167.83	163.14
9.1.1 Call centres	0.00	0.00	0.00	0.00	0.00	0.00	0.00	0.00	0.00	0.00
9.1.2 Telecommunication services	2,154.25	21,170.00	3,332.89	32,880.00	804.32	8,045.00	-35.36	-35.61	167.83	163.14
9.2 Computer services	1,616.96	15,890.00	1,260.98	12,440.00	2,127.03	21,275.00	28.23	27.73	-23.98	-25.31
9.2.1 Hardware consultancy services	0.00	0.00	7.40	73.03	5.43	54.26	-100.00	-100.00	-100.00	-100.00
9.2.2 Software consultancy services	1,290.24	12,679.25	1,024.52	10,107.20	1,733.31	17,337.00	25.94	25.45	-25.56	-26.87
9.2.3 Maintenance & repairs of computer	45.50	447.17	76.04	750.15	119.73	1,197.55	-40.16	-40.39	-62.00	-62.66
9.2.4 Export / Import of Computer Software	151.02	1,484.13	43.80	432.13	163.57	1,636.10	244.79	243.44	-7.67	-9.29
9.2.5 Other Computer services	130.20	1,279.46	109.22	1,077.49	104.99	1,050.09	19.21	18.74	24.01	21.84
9.3 Information services	165.87	1,630.00	91.23	900.00	136.07	1,361.00	81.82	81.11	21.90	19.76
9.3.1 News agency services	119.28	1,172.17	83.54	824.12	85.49	855.12	42.78	42.23	39.53	37.08
9.3.2 Other information services	46.59	457.83	7.69	75.88	50.58	505.88	505.85	503.35	-7.89	-9.50
10. Other business services	11,295.33	111,000.00	9,021.50	89,000.00	14,783.51	147,868.00	25.20	24.72	-23.60	-24.93
10.1 Research and development services	11.19	110.00	13.18	130.00	26.89	269.00	-15.10	-15.38	-58.39	-59.11
10.2 Professional and management consulting services	764.22	7,510.00	350.72	3,460.00	1,177.24	11,775.00	117.90	117.05	-35.08	-36.22
10.2.1 Legal, accounting, management consulting, and public relations	517.96	5,090.00	140.90	1,390.00	801.32	8,015.00	267.61	266.19	-35.36	-36.49
10.2.1.1 Legal services	114.99	1,130.00	78.05	770.00	68.98	690.00	47.33	46.75	66.70	63.77
10.2.1.2 Accounting, auditing, bookkeeping, and tax consulting services	1.02	10.00	10.14	100.00	104.68	1,047.00	-89.94	-90.00	-99.03	-99.04
10.2.1.3 Business and management consulting and public relations services	401.95	3,950.00	52.71	520.00	627.66	6,278.00	662.57	659.62	-35.96	-37.08
10.2.2 Advertising, market research, and public opinion polling	246.26	2,420.00	209.83	2,070.00	375.92	3,760.00	17.36	16.91	-34.49	-35.64
10.3 Technical, trade-related and other business services	10,519.92	103,380.00	8,657.60	85,410.00	13,579.38	135,824.00	21.51	21.04	-22.53	-23.89
10.3.1 Architectural, engineering, scientific and other technical services	670.60	6,590.00	1,028.86	10,150.00	1,480.57	14,809.00	-34.82	-35.07	-54.71	-55.50
10.3.2 Waste treatment and de-pollution, agricultural and mining services	1,047.11	10,290.00	3.04	30.00	0.20	2.00	34344.41	34200.00	523455.00	514400.00
10.3.3 Operating leasing services	1,192.62	11,720.00	785.58	7,750.00	956.59	9,568.00	51.81	51.23	24.67	22.49
10.3.4 Trade-related services	1.59	15.63	41.51	409.48	6.77	67.72	-96.17	-96.18	-76.51	-76.92
10.3.5 Other business services n.i.e.	7,608.00	74,764.37	6,798.61	67,070.52	11,135.25	111,377.28	11.91	11.47	-31.68	-32.87
11. Personal, cultural, and recreational services	64.61	635.00	48.96	483.00	87.68	877.00	31.96	31.47	-26.31	-27.59
11.1 Audiovisual and related services	57.49	565.00	29.70	293.00	47.09	471.00	93.57	92.83	22.09	19.96
11.1.1 Audiovisual services	57.49	564.96	29.69	292.94	47.13	471.37	93.63	92.86	21.98	19.85
11.1.2 Artistic related services	0.00	0.04	0.01	0.06	-0.04	-0.37	-100.00	-32.14	-100.00	-110.19
11.2 Other personal, cultural, and recreational services	7.12	70.00	19.26	190.00	40.59	406.00	-63.03	-63.16	-82.46	-82.76
12. Government services, n.i.e.	3,999.16	39,300.00	2,848.36	28,100.00	3,001.13	30,018.00	40.40	39.86	33.26	30.92
12.1 Embassies and consulates	2,394.41	23,530.00	1,368.43	13,500.00	1,239.92	12,402.00	74.97	74.30	93.11	89.73
12.2 Military units and agencies	12.21	120.00	9.12	90.00	13.10	131.00	33.88	33.33	-6.79	-8.40
12.3 Other	1,592.54	15,650.00	1,470.81	14,510.00	1,748.11	17,485.00	8.28	7.86	-8.90	-10.49

* Provisional ** Revised

Note: 1. The data are presented as per 6(EBOPS0.002010) classification aligned with MSITS0.00 2010 classification

10.25 IMPORTS OF SERVICES (Cumulative)

Rs. in Millions
Dollars in Thousands

Description	* July - March 2014-2015		July - March, 2014 2013-2014		% Change in July - March, 2014-2015 over July - March, 2013-2014	
	Rs	\$	Rs	\$	Rs	\$
	Services	<u>609,672.03</u>	<u>6,028,005.00</u>	<u>621,479.59</u>	<u>5,951,893.00</u>	-1.90
1.Manufacturing services on physical inputs owned by others	0.00	0.00	0.00	0.00	0.00	0.00
1.1 Goods for processing in reporting economy	0.00	0.00	0.00	0.00	0.00	0.00
1.2 Goods for processing abroad	0.00	0.00	0.00	0.00	0.00	0.00
2.Maintenance and repair services n.i.e.	5,925.79	58,590.00	8,932.36	85,545.00	-33.66	-31.51
3. Transport	288,055.93	2,848,093.00	302,934.78	2,901,198.00	-4.91	-1.83
3.1 Sea transport	194,430.39	1,922,390.00	197,231.12	1,888,877.00	-1.42	1.77
3.1.1 Passenger	0.00	0.00	0.00	0.00	0.00	0.00
3.1.2 Freight	182,733.56	1,806,740.00	186,461.43	1,785,736.00	-2.00	1.18
3.1.3 Other	11,696.83	115,650.00	10,769.69	103,141.00	8.61	12.13
3.2 Air transport	89,229.69	882,240.00	102,423.08	980,903.00	-12.88	-10.06
3.1.1 Passenger	50,654.92	500,840.00	62,679.20	600,277.00	-19.18	-16.57
3.1.2 Freight	20,623.44	203,910.00	19,166.08	183,553.00	7.60	11.09
3.1.3 Other	17,951.33	177,490.00	20,577.80	197,073.00	-12.76	-9.94
3.3 Road transport	2,308.52	22,825.00	1,753.79	16,796.00	31.63	35.90
3.3.1 Passenger	404.56	4,000.00	0.00	0.00	100.00	100.00
3.3.2 Freight	1,827.09	18,065.00	1,605.00	15,371.00	13.84	17.53
3.3.3 Other	76.87	760.00	148.79	1,425.00	-48.34	-46.67
3.4 Rail transport	983.89	9,728.00	864.37	8,278.00	13.83	17.52
3.4.1 Passenger	983.89	9,728.00	864.37	8,278.00	13.83	17.52
3.4.2 Freight	0.00	0.00	0.00	0.00	0.00	0.00
3.4.3 Other	0.00	0.00	0.00	0.00	0.00	0.00
3.5 Postal and courier services	1,103.44	10,910.00	662.42	6,344.00	66.58	71.97
3.6 Electricity transmission	0.00	0.00	0.00	0.00	0.00	0.00
3.7 Other supporting and auxiliary transport service	0.00	0.00	0.00	0.00	0.00	0.00
4. Travel	97,336.06	962,390.00	81,294.69	778,557.00	19.73	23.61
4.1 Business	1,954.02	19,320.00	2,949.47	28,247.00	-33.75	-31.60
4.1.1 Acquisition of goods and services by border, seasonal, and other short-term workers	0.00	0.00	0.00	0.00	0.00	0.00
4.1.2 Other	1,954.02	19,320.00	2,949.47	28,247.00	-33.75	-31.60
4.2 Personal	95,382.04	943,070.00	78,345.22	750,310.00	21.75	25.69
4.2.1 Health-related expenditure	154.74	1,530.00	117.68	1,127.00	31.49	35.76
4.2.2 Education-related expenditure	12,567.65	124,260.00	10,430.12	99,889.00	20.49	24.40
4.2.3 Other	82,659.65	817,280.00	67,797.42	649,294.00	21.92	25.87
4.2.3.1 Religious travel	2,002.84	19,802.66	1.16	11.10	172558.62	178286.24
4.2.3.2 Other	80,656.81	797,477.34	67,796.26	649,282.90	18.97	22.82
5.Construction services	446.03	4,410.00	2,204.14	21,109.00	-79.76	-79.11
5.1 Construction abroad	0.00	0.00	0.00	0.00	0.00	0.00
5.2 Construction in the compiling economy	446.03	4,410.00	2,204.14	21,109.00	-79.76	-79.11
6. Insurance and Pension services	20,980.67	207,442.00	18,484.33	177,024.00	13.51	17.18
6.1 Direct Insurance	7,567.66	74,823.70	7,689.99	73,646.92	-1.59	1.60
6.1.1 Life insurance	0.07	0.70	6.67	63.92	-98.95	-98.91
6.1.2 Freight insurance	4,765.71	47,120.00	4,805.17	46,019.00	-0.82	2.39
6.1.3 Other direct insurance	2,801.88	27,703.00	2,878.15	27,564.00	-2.65	0.50
6.2 Reinsurance	12,815.24	126,708.02	10,158.92	97,291.69	26.15	30.24
6.3 Auxiliary insurance services	597.77	5,910.28	635.42	6,085.39	-5.93	-2.88
6.4 Pension and standardized guarantee services	0.00	0.00	0.00	0.00	0.00	0.00

Contd.

10.25 IMPORTS OF SERVICES (Cumulative)

Rs. in Millions
Dollars in Thousands

Description	* July - March 2014-2015		July - March, 2014 2013-2014		% Change in July - March, 2014-2015 over July - March, 2013-2014	
	Rs	\$	Rs	\$	Rs	\$
	7. Financial services	16,482.78	162,970.00	16,094.02	154,132.00	2.42
7.1 Explicitly charged and other financial services	16,482.78	162,970.00	15,044.52	144,081.00	9.56	13.11
7.2 Financial intermediation service charges indirectly measured (FISIM)	0.00	0.00	1,049.50	10,051.00	-100.00	-100.00
8. Charges for the use of intellectual services	11,034.37	109,100.00	8,891.95	85,158.00	24.09	28.11
9. Telecommunication, Computer and information services	32,112.95	317,510.00	26,587.64	254,629.00	20.78	24.70
9.1 Telecommunications services	18,554.12	183,450.00	13,293.66	127,313.00	39.57	44.09
9.1.1 Call centres	2.12	20.97	0.08	0.74	2550.00	2733.11
9.1.2 Telecommunication services	18,552.00	183,429.04	13,293.58	127,312.26	39.56	44.08
9.2 Computer services	11,966.88	118,320.00	11,729.50	112,333.00	2.02	5.33
9.2.1 Hardware consultancy services	31.12	307.66	147.34	1,411.08	-78.88	-78.20
9.2.2 Software consultancy services	9,090.70	89,882.36	8,608.74	82,445.66	5.60	9.02
9.2.3 Maintenance & repairs of computer	641.08	6,338.58	528.92	5,065.42	21.21	25.13
9.2.4 Export / Import of Computer Software	897.12	8,870.12	1,532.00	14,671.88	-41.44	-39.54
9.2.5 Other Computer services	1,306.86	12,921.30	912.50	8,738.96	43.22	47.86
9.3 Information services	1,591.95	15,740.00	1,564.48	14,983.00	1.76	5.05
9.3.1 News agency services	1,243.45	12,294.33	793.82	7,602.38	56.64	61.72
9.3.2 Other information services	348.50	3,445.67	770.66	7,380.62	-54.78	-53.31
10. Other business services	100,907.30	997,700.00	118,413.51	1,134,043.00	-14.78	-12.02
10.1 Research and development services	90.01	890.00	111.20	1,065.00	-19.06	-16.43
10.2 Professional and management consulting services	9,421.18	93,150.00	5,770.82	55,267.00	63.26	68.55
10.2.1 Legal, accounting, management consulting, and public relations	6,506.33	64,330.00	2,559.58	24,513.00	154.20	162.43
10.2.1.1 Legal services	1,509.01	14,920.00	639.66	6,126.00	135.91	143.55
10.2.1.2 Accounting, auditing, bookkeeping, and tax consulting services	181.04	1,790.00	117.26	1,123.00	54.39	59.39
10.2.1.3 Business and management consulting and public relations services	4,816.28	47,620.00	1,802.66	17,264.00	167.18	175.83
10.2.2 Advertising, market research, and public opinion polling	2,914.85	28,820.00	3,211.24	30,754.00	-9.23	-6.29
10.3 Technical, trade-related and other business services	91,396.11	903,660.00	112,531.49	1,077,711.00	-18.78	-16.15
10.3.1 Architectural, engineering, scientific and other technical services	9,240.14	91,360.00	26,908.71	257,704.00	-65.66	-64.55
10.3.2 Waste treatment and de-pollution, agricultural and mining services	2,398.03	23,710.00	171.77	1,645.00	1296.07	1341.34
10.3.3 Operating leasing services	9,439.39	93,330.00	8,714.34	83,457.00	8.32	11.83
10.3.4 Trade-related services	447.33	4,422.87	70.96	679.56	530.40	550.84
10.3.5 Other business services n.i.e.	69,871.22	690,837.13	76,665.71	734,225.44	-8.86	-5.91
11. Personal, cultural, and recreational services	676.63	6,690.00	454.63	4,354.00	48.83	53.65
11.1 Audiovisual and related services	557.08	5,508.00	209.04	2,002.00	166.49	175.12
11.1.1 Audiovisual services	475.87	4,705.04	166.75	1,596.99	185.38	194.62
11.1.2 Artistic related services	81.21	802.96	42.29	405.01	92.03	98.26
11.2 Other personal, cultural, and recreational services	119.55	1,182.00	245.59	2,352.00	-51.32	-49.74
12. Government services, n.i.e.	35,713.52	353,110.00	37,187.54	356,144.00	-3.96	-0.85
12.1 Embassies and consulates	12,983.33	128,370.00	13,980.41	133,890.00	-7.13	-4.12
12.2 Military units and agencies	156.77	1,550.00	253.84	2,431.00	-38.24	-36.24
12.3 Other	22,573.42	223,190.00	22,953.29	219,823.00	-1.65	1.53

* Provisional ** Revised

Note: 1. The data are presented as per 6(EBOPS0.002010) classification aligned with MSITS0.00 2010 classification

REGIONAL AND FIELD OFFICES OF PAKISTAN BUREAU OF STATISTICS

PUNJAB

Chief Statistical Officer,
Regional Office,
Pakistan Bureau of Statistics,
Gul Plaza, (1st & 2nd Floor),
I.J. Principal Road,
Near Pindora Chungi,
Rawalpindi
Phone: 051- 4411528)
Fax 051 - 4410474

Statistical Officer (I/C),
Regional Office,
Pakistan Bureau of Statistics,
USAID Building,
Gurumangat Road,
Gulberg-III,
Lahore.
Phone & Fax:042-99263266
Email:lhrfbs@lhr.comsats.net.pk

Statistical Officer (I/C),
Regional Office,
Pakistan Bureau of Statistics,
House # 20, Block-T,
New Multan Colony, Rahim Chowk,
Masoom Shah Road,
Multan.
Phone & Fax:061-9220177
E-mail:muxfbs@brain.net.pk

Chief Statistical Officer,
Regional Office,
Pakistan Bureau of Statistics,
51-A, Satellite Town,
Gujranwala.
Phone & Fax: 055-9200418

Chief Statistical Officer,
Regional Office,
Pakistan Bureau of Statistics,
House # 04, Rehman Town,
Satyana Road,
Faisalabad.
Phone & Fax: 041-9220049
E-mail:fsdfbs@fsd.comsats.net.pk

Chief Statistical Officer,
Regional Office,
Pakistan Bureau of Statistics,
House # 5, (GF & FF),
Azaz Park, Session Road
Sargodha
Phone:048-9230411

Chief Statistical Officer,
Regional Office,
Pakistan Bureau of Statistics,
House # 25/B.K.,
Satellite Town,
Bahawalpur.
Phone & Fax: 062-9250026

Statistical Officer(I/C),
Field Office,
Pakistan Bureau of Statistics,
Capital Road,
Near Masjid Abdur Rashid
Jinnah Town,
Sialkot.
Phone & Fax: 052 - 4262644
E-mail:sktfbs@skt.comsats.net.pk

Statistical Officer(I/C),
Field Office,
Pakistan Bureau of Statistics,
Building # 09-D-3(X)
Amar Colony,
Jhang Saddar.
Phone & Fax: 047-9200194

Statistical Officer(I/C),
Field Office.
Pakistan Bureau of Statistics,
House at Khasra #51/11/1/3/2
(G.F), Chak#9/W.B.(Behind
Cooperative Workshop),
Burawala Road,
Vehari.
Phone & Fax: 067-3364219

Statistical Officer (I/C),
Field Office,
Pakistan Bureau of Statistics,
House # 213/ D,
Mohallah Mir Abdullah Khan Rokri,
Mianwali.
Phone: 045-9231626
Fax: 045-9233700

Statistical Officer (I/C),
Field Office,
Pakistan Bureau of Statistics
House # H 224-c, Ground Floor
Street # 4, Khyaban-e-Sarwar,
Dera Ghazi Khan.
Phone: 064-2401850

Statistical Officer(I/C),
Field Office,
Pakistan Bureau of Statistics,
House # 7, (G.F.), Street #1,
Azam Town, Mud Darbari,
Rahim Yar Khan.
Phone & Fax: 068-5871754

Statistical Officer (I/C),
Field Office,
Pakistan Bureau of Statistics,
House # 43 B-7, Gulistan Colony,
Near Govt. Girls College
Sahiwal.
Phone: 040-9200242

Statistical Officer(I/C),
Field Office,
Pakistan Bureau of Statistics,
Building # 192, Khan Baba Road,
Bahawalnagar.
Phone & Fax: 063-9240049

SINDH:

Chief Statistical Officer,
Regional Office,
Pakistan Bureau of Statistics,
1-B, S.M.C.H. Society
Karachi.
Phone & Fax: 021- 34557933
Email:khifbs@khi.comsats.net.pk

Chief Statistical Officer,
Regional Office,
Pakistan Bureau of Statistics,
Bungalow # A-46, G.O.R. Colony,
Unit # 1, Latifabad,
Hyderabad.
Fax & Phone: 022-9200641

Chief Statistical Officer,
Regional Office,
Pakistan Bureau of Statistics,
Bungalow # 10-A,
Professor Housing Society,
Shikarpur Road,
Sukkur.
Phone & Fax: 071-5807132

Chief Statistical Officer,
Regional Office,
Pakistan Bureau of Statistics,
Building # 45/17, Ward "C",
Near Shah Latif Market,
Lohari Mohallah,
Larkana.
(Phone: 074-9410010)
Fax:074-4054438

Statistical Officer(I/C),
Field Office,
Pakistan Bureau of Statistics,
House # 180,
Um-e-Hain, Near satari
Cotton Factory, Ring Road
Mirpur Khas.
Phone & Fax: -0233-923096

Statistical Officer(I/C),
Field Office,
Pakistan Bureau of Statistics,
House # 68, Mubariak Colony,
Jam sahib Road,
Nawabshah.
Phone & Fax: 0244-9370311

Statistical Officer(I/C),
Field Office,
Pakistan Bureau of Statistics,
House # 199 Marakhpur,
Opp. DHO Office,
Sehwan Road, Dadu Town,
Dadu.
Phone & Fax: 025-9200345

Statistical Officer(I/C),
Field Office,
Pakistan Bureau of Statistics,
House # 292-I, 1st Family line,
Shah Abdul Latif Road,
Near Rifil Naka,
Jacobabad.
Phone : 0722-653403

KHYBER PAKHTOON KHWA

Chief Statistical Officer,
Regional Office,
Pakistan Bureau of Statistics,
State Life Insurance Building,
2nd Floor, 34-The Mall,
Peshawar Cantt.
Phone: 091-9213097
Fax – 091-9213098
E-mail:pshfbs@pes.comsats.net.pk

Chief Statistical Officer,
Regional Office,
Pakistan Bureau of Statistics,
Building #558-D,
Mohallah Ghazni Khel,
Bannu.
Phone & Fax: 0928-9270191

Statistical Officer (I/C),
Regional Office,
Pakistan Bureau of Statistics,
Shams-ur-Rehman Building,
Near Nadra Office, Rahimabad,
G.T. Road,
Mingora/Swat.
Phone: 0946-9240283

Chief Statistical Officer,
Regional Office,
Pakistan Bureau of Statistics,
Bungalow # 896, Mansehra Road,
Post office Jhangi,
Abbottabad.
Phone & Fax: 0992-9310231

Chief Statistical Officer,
Regional Office,
Pakistan Bureau of Statistics,
House # A-3,
Shah Jhan Sheed Town,
Near Coach Adda of Bannu
Dera Ismail Khan.
Phone:0966-9280279

BALOCHISTAN:

Chief Statistical Officer,
Regional Office,
Pakistan Bureau of Statistics,
Chandio House No.2,
Arbab Karam Khan Road,
Near Elementary College,
Quetta.
Phone: 081-9239804
Fax:081-2471126

Statistical Officer(I/C),
Field Office,
Pakistan Bureau of Statistics,
Dak Khana Road, Near Civil Hospital,
Singani Sar,
Turbat.
Phone: 0852-412267
Fax:0852-413383

Statistical Officer (I/C),
Field Office,
Pakistan Bureau of Statistics,
Haroon Market,
Opp:Girls High School,
Hospital Road,
Khuzdar.
Phone & Fax: 0848-412760

Statistical Officer (I/C),
Field Office,
Pakistan Bureau of Statistics,
Building # 2-II/E,
Hazara Mohallah,
Loralai.
Phone & Fax: 0824-660560

NORTHERN AREAS:

Statistical Officer (I/C),
Field Office,
Pakistan Bureau of Statistics,
Madina Supper Market,
Near Taj Hotel,
Gilgit.
Phone & Fax: 05811-920762

AZAD KASHMIR:

Chief Statistical officer,
Regional Office,
Pakistan Bureau of Statistics,
Street # 13, D-38,
Upper Chattar Housing Scheme
Muzaffarabad.
Phone & Fax: 05822-921113

SYMBOLS, ABBREVIATIONS AND CONVERSION

<p>E Estimated P/* Provisional, Preliminary R/r Revised - Nil .. Negligible ... Not available % Percentage Admn Administration ALOOCHA A kind of fruit ARVI A type of root vegetable AV. Average BABUL A kind of fire wood BBLs. Barrels BIRYANI A dish of rice prepared BOT. Bottle CAP. Capsule CFT. Cubic feet CH. Charge CHAPATI A kind of bread CIG. Cigarette Comm. Communication CRT. Carton / Crate CUM./CM. Cubic meter DESI. Indigenous Distt. Distribution DOZ Dozen ENG. English EX. Exercise GLS. Glass GM. Gram H.OP. Hand operated HP. Horse power INJ. Injection KHADDI Hand-loom KIKAR A kind of fire wood KG. Kilogram KM. Kilometer KORMA A variety of meat curry KWH. Kilowatt / hour LB. Pound</p>	<p>LTR. Litre LUNGI A kind of cloth MALTA & MOSAMBI A variety of Orange MED. Medium MG. Milligram MMCFT. Million cubic feet MN. Million M/o. Ministry of MTR. Meter MT. Metric Ton ML. Milliliter NES. Not else where specified NO. Number NR. Not reported N.S. Not specified PKT. Packet PC. Piece QLTY. Quality QTY. Quantity RASGULLA A form of sweetmeat R.P.M. Revolution per minute RS. Rupees SAMOSA A form of patty SHAL. Shalwar SHEESHAM A variety of sup. Qty. Wood. Sq. Square SQM. Square meter SUP. Superior STND. Standard SQFT. Square feet SYN. Synthetic THNO. Thousand number TAB. Table TANDOORI Oven-Baked TKT. Ticket TL. Tube light TOTA. Broken rice UNI. Uniform Urd. Urdu VEG. Vegetable W. Watt</p>	<p>One Metric Ton 2004 Lbs. 1000 Kgs One Ton 1.0160 M.Tons (2240 Lbs.) 27.22 Maunds 1016.04 Kgs. 1.0610 M. Tons 20 Hundred weight One Pound 0.4536 Kg. 16 Oz. 0.4861 Seer One Ounce 28.35 Gms. One Kilogram 2.2046 Lbs. 0.0197 Hundred weight 0.0268 Maund 1.0717 Seers One Hundred weight (112 Lbs.) 50.8932 Kgs. 1.3610 Maunds One Gram 0.0857 Tola One Tonne 0.9842 Long Ton 1.1023 Short Ton One Bale (Cotton) 170.0971 Kilograms (375 Lbs.) 4.5571 Maunds</p>
LIQUID		
<p>One Imperial (Gallon) 4.5435 Ltrs. One Litre 0.2199 Imperial Gallon</p>		
LENGTH		
<p>One Mile 1.6093 Kms. 1760 Yards One Yard 0.9144 Meter One Foot 0.3048 Meter One Kilometer 0.6214 mile One Meter 1.0936 Yards One Square Mile 2.5899 Sq. Kilometer 640 Acres 258.9984 Hectares One Acre .4074 Hectare 4840 Sq. Yards. One Square Kilometer 0.3861 Sq. Mile 100 Hectares One Hectare 2.4711 Acres One Square Yards 0.8361 Sq. meter. One Cubic Meter 35.3147 Cubic feet</p>		

SELECTED PUBLICATIONS OF PAKISTAN BUREAU OF STATISTICS

01. Monthly Bulletin of Statistics
 02. Review of Foreign Trade
 03. Pakistan Statistical Pocket Book
 04. Pakistan Statistical Yearbook
 05. Foreign Trade Statistics of Pakistan Imports (two volumes)
 06. Foreign Trade Statistics of Pakistan Exports (one volume)
 07. Labour Force Survey
 08. Brochure of National Accounts
 09. Pakistan Demographic Survey
 10. Census of Manufacturing Industries
 11. Survey of Small Household Manufacturing Industries
 12. Rent Survey of Dwellings
 13. Socio Economic Indicators at District Level
(Punjab, Sindh, Khyber Pakhtoon Khwa & Balochistan)
 14. Census of Private Educational Institutions in Pakistan
 15. Census of Software Industry and related services of Pakistan
 16. Supply & Use Table of Pakistan
 17. Mechanized Road Transport Survey
 18. Survey of Private Recreational, Cultural & Entertainment Services
 19. Survey of Private Laundry, Dry Cleaning & Dyeing Services
 20. Survey of Private Medical, Dental & Other Health Services
 21. Survey of Private Educational Services
 22. Pakistan, 2000 – An Official Hand Book on Statistics
 23. 50 Years of Pakistan in Statistics (Four Volumes)
 24. Pakistan Social & Living Standard Measurement Survey National/Provincial
 25. Household Integrated Economic Survey (HIES) National/Provincial
-

SALE CENTERS WHERE PAKISTAN BUREAU OF STATISTICS

ISLAMABAD

6 – Mauve Area, G-8/4.
Taleemi Chowk
Phone # 051 - 926 11 25
051 - 226 13 72

RAWALPINDI

NBF Book Shop
178-B, Sarwar Road,
Rawalpindi Cantt.
Phone # 051 – 927 25 30

WAH CANTT

NBF Book Shop
Central Library Premises
Phone # 051- 931 40 04

LAHORE

NBF Book Shop
56/57 Shadman Colony,
Shadman Market,
Phone # 042 – 755 01 61 &
753 03 29
Fax # 042 – 758 77 35

FAISALABAD

NBF Book Shop
Shop No.10,
Hashmi Hall Shopping Centre,
University of Agriculture,
Phone # 041 – 264 81 79

MULTAN

NBF Book Shop
Plot # 4-5-6, M.D.A. Road,
Near Multan Art Council
Phone # 061 – 920 12 81

BAHAWALPUR

NBF Book Shop
Quaid-e-Azam Medical College,
Near Library.
Cell # 0301 – 724 76 13

PESHAWAR

NBF Book Shop
Phase-V, Sector B-2,
Plot No.36-37,
Hayatabad.
Phone # 091 – 589 27 44
921 72 73
Fax # 091 921 72 73

NBF Book Shop

48/D, F-6, Jamrud Road,
University Town,
Phone # 091 – 921 69 03
Fax # 091 – 921 69 04

BANNU

Old Municipal Library Premises,
Near to Qazi Muhib Stadium,
Cell # 0346 – 915 50 18

KOHAT

3rd Block, 1st Floor,
Distt. Govt. Complex

D.I. KHAN

NBF Book Shop
C/o. Executive Distt. Officer,
Literacy, Sports and Education,
Phone # 0961 – 928 01 29

ABBOTABAD

Public Library
1st Floor, Jalal Baba Auditorium,
Phone # 0992 – 931 02 91

KARACHI

National Book Foundation
(Regional Office)
Liaquat Memorial Library Premises,
Ground Floor, Stadium Road,
Phone # 021– 923 18 06 & 923 10 88
Fax # 923 10 89

HYDERABAD

NBF Book Shop
GOR Colony,
C-22, Latifabad No.1,
Phone # 022 – 931 08 92

JAMSHORO

Shop No.14, Liaquat University of
Medical & Health Science

NAWABSHAH

M.H. Khawaja DC High School,
Opp. NMC Hospital Road
Cell # 0301 – 389 58 46

SUKKUR

Public Library
Old Sukkur,
Phone # 071 – 562 51 03

LARKANA

NBF Book Shop
Chandka Medical College
Main Gate
Phone # 0741-941 02 29

JACOBABAD

Red Crescent Building,
Near T.B. Hospital
Phone # 0722 – 65 08 17

QUETTA

NBF Book Shop
3-7/5, Faiz Muhammad Road,
Phone # 081 - 920 15 70
Fax # 081 - 920 18 69

**PUBLISHED ON BEHALF OF NATIONAL BOOK FOUNDATION
PRINTED AT REPRODUCTION & PRINTING UNIT, PBS, KARACHI**