



MONTHLY BULLETIN OF STATISTICS 2016

August

*Government of Pakistan
Statistics Division
Pakistan Bureau of Statistics*



PBS-22(08/2016) Vol. 64
100



MONTHLY BULLETIN OF STATISTICS 2016

August

*Government of Pakistan
Statistics Division
Pakistan Bureau of Statistics*

Price Rs. 600.00

P R E F A C E

The Bulletin of Statistics, Monthly Publication of the Pakistan Bureau of Statistics provide important statistics in respect of social, economic and financial sectors of the economy at aggregate as well as sectoral levels. The Bulletin contains data relating to Population, National Accounts, Agriculture, Manufacturing, Prices, Balance of Payments, Public Finance, Education, Energy & Mining, Foreign Economic Assistance, Foreign Trade, Health, Insurance, Labour, Transport & Communication, Social & Culture ect. It also provides different types of indices on agriculture, manufacturing, prices, trade and labour productivity. Charts and graphs have also been provided to selected tables to make the data readily intelligible.

2. The Bulletin contains data on monthly and in some instances on annual basis. The annual data series are on fiscal year basis i.e. from July to June unless otherwise specified. Monthly data series of trade and industry are published with a time lag of 45 days required for data collection, compilation, cleaning, processing, tabulating and printing. Figures may not add up to the totals owing to rounding. Statistics that are compiled in the Pakistan Bureau of Statistics are presented without citation whereas those compiled by other agencies carry a source note below the tables.

3. Efforts have been made to produce this Bulletin as a comprehensive, informative and useful document for decision makers, researchers, planners, economists and other groups of beneficiaries. It is hoped that the users will find this Bulletin useful.

4. Suggestions for further improvement will be highly appreciated and welcomed.

ASIF BAJWA
Chief Statistician

Tariq Mahmood Pasha

Secretary

Government of Pakistan
Ministry of Finance, Economic Affairs, Revenue,
Statistics & Privatization,
Statistics Division

Statistics House
21-Mauve Area,
G-9/1, Islamabad.

Tel : 051-9106500
Fax: 051-9106502
E-mail: secretary@pbs.gov.pk

Asif Bajwa

Chief Statistician
Government of Pakistan
Pakistan Bureau of Statistics

Statistics House
21-Mauve Area,
G-9/1, Islamabad.

Tel : 051-9106514 - 051-9106515
Fax: 051-9106561
E-mail: pbs@pbs.gov.pk

**PAKISTAN BUREAU OF STATISTICS
STATISTICS HOUSE, 21-MAUVE AREA
G-9/1 - ISLAMABAD
Website: www.pbs.gov.pk**

		<u>Office</u>	<u>Residence</u>
Mr. Munir Ahmed Aslam Dr. Bahrawar Jan	Deputy Director General Deputy Director General	051-9106555 051-9106550 Fax:051-9106577	051-2275892 051-9101294
Mr. Ayazuddin Mr. Ismail Khan	Deputy Director General Deputy Director General	051-9106552 051-9106558 Fax:051-9106556	051-9242232 051-9101162
Mr. Ghulam Muhammad Mr. Fazil Mehmood Baig Mr. Shaukat Ali Khan Mr. Attiq-ur-Rehman	Director Director Director Director	051-9106559 051-9106575 051-9106557 051-9106553 Fax:051-9106546	0300-9562558 0333-5159850 -- 0346-9579700 --
Mr. Munwar Ali Ghanghro Mrs. Rabia Awan Mrs. Rizwana Siddique Syed Hasan Sabeeh	Director Director Director Director(Admn)	051-9106554 051-9106581 051-9106545 051-9106551	0333-7145366 051-4444696 0333-5221042 --

TRAINING WING

Mr. Innocent Dilbar Feroz	Director	051-9205390 Fax:051-9205390	--
---------------------------	----------	--------------------------------	----

**PAKISTAN BUREAU OF STATISTICS
1-B, SINDHI MUSLIM COOPERATIVE HOUSING SOCIETY
KARACHI – 74400
E-mail: khifbs@khi.comsats.net.pk**

Mr. Abdul Aleem Memon	Provincial Census Commissioner	Ph: 021-99225201 Fax:021-99225202	0300-2742061
Mr. Farooq Ahmed	Joint Census Commissioner	Ph:021-99225203 Fax:021-99225223	--
Mr. Muhammad Ali Shaikh Mr. Shaukat Zaman	Director Director	021-99225205 021-99225209 Fax:021-99225202	-- 0300-5052450
Mr. Abrar Hussain	Director	021-99225217	--

**PAKISTAN BUREAU OF STATISTICS
USAID BUILDING GURU MANGAT ROAD
GULBERG-III, LAHORE
E-mail: lhrfbs@lhr.comsats.net.pk**

Mr. Rana Iqbal	Director	042-99263267 Fax:042-99263267	--
----------------	----------	----------------------------------	----

(Regional Office) LAHORE

Mr. Muhammad Shahid	Chief Statistical Officer	042-99263266 Fax:042-99263266	0345-4169987
---------------------	---------------------------	----------------------------------	--------------

(Regional Office) KARACHI

Mr. Inayatullah Baloch	Chief Statistical Officer	021-99225214 Fax:021-99225214	--
------------------------	---------------------------	----------------------------------	----

(Regional Office) PESHAWAR

Mr. Hasan Khan	Chief Statistical Officer	091-9213097 Fax:091-9213098	0333-9117508
----------------	---------------------------	--------------------------------	--------------

(Regional Office) QUETTA

Mr. Ghulam Rasool	Chief Statistical Officer	081-9239804 Fax:081-9239804	--
-------------------	---------------------------	--------------------------------	----

**(Presentation, Reproduction & Printing) KARACHI
pbskarachipp@gmail.co**

Mr. Shakeel Qadeer Mr. Naushad Ahmed Malik	Chief System Analyst Statistical Officer	021-99225220 021-99225215	021-35836029 --
---	---	------------------------------	--------------------

CONTENTS

**	KEY INDICATORS	III
1.	BALANCE OF PAYMENT	
1.1	Country wise Workers Remittances	01
1.2	Month wise Workers Remittances	04
1.3	Exchange Rates Pak. Rupees in Terms of one Unit of Foreign Currency	05
2.	CLIMATE	
2.1	Temperature at Selected Stations	07
2.2	Rainfall at Selected Stations	09
3.	ENERGY & MINING	
3.1	Production of Crude Oil	11
3.2	Production of Natural Gas	14
3.3	Company Wise Production of Crude Oil and Natural Gas	18
3.4	Province Wise Production of Crude Oil and Natural Gas	18
3.5	Production of Crude Oil, Natural Gas and Electricity	19
3.6	Mineral Production	20
4.	HEALTH	
4.1(a)	Monthly Immunization Coverage Number of Doses Administered (0-11 month) Children	23
4.1(b)	Monthly Immunization Coverage Number of Doses Administered (12-23 months) Children	25
4.1(c)	Monthly Immunization Coverage Number of T.T Doses Administered to Women	26
4.2	Monthly Report of HIV Treatment Centre	27
4.3(a)	Registered Veterinary Medical Practitioner with PVMC	28
4.3(b)	Registered Animal Husbandry Graduate with PVMC	29
4.4	Tuberculosis Report (FTI)	30
5.	MANUFACTURING	
5.1	Quantum Index Numbers of Large-scale Manufacturing Industries	31
5.2	Production of Manufacturing Items	33
6.	MONEY & CREDIT	
6.1	Reserve Money	47
7.	PRICE	
7.1	Price Indices (General) with Percentage Change	51
7.2	Combined Sensitive Price Indicator (SPI) by Quantile	52
7.3	Combined Consumer Price Index Numbers by Commodity Groups	53
7.4	Consumer Price Index Numbers by Major Groups and Selected Commodities	54
7.5	Combined Consumer Price Index Numbers by Quantile and Major Commodity Groups	56
7.6	Combined Consumer Price Index Numbers by Quantile, Major Commodity Group for Selected Cities	57
7.7	Combined Consumer Price Index Numbers by Income Group/City and Commodity Group for all Centres Covered in CPI	60
7.8	Index Numbers of Wholesale Prices by Commodity Groups	61
7.9	Index Numbers of Wholesale Prices by Commodities	62
7.10	Intercity Wholesale Prices of Selected Commodities	72
7.11	Intercity Consumer Prices	113

8.	PUBLIC FINANCE	
8.1	Customs Revenue Receipts	169
9.	SOCIAL	
9.1	Data on Traffic Accidents	173
9.2	Data on Telecommunication	176
9.3	Visitors at Archaeological Museums in Pakistan	177
9.4	Visitors at Heritage Sites in Pakistan	178
10.	TRADE	
10.1	Value of Foreign Trade	179
10.2	Exports by Commodity/Group	180
10.3	Imports by Commodity/Group	182
10.4	Exports of Selected Commodities in Dollars	183
10.5	Exports of Selected Commodities in Rupees	185
10.6	Imports of Selected Commodities in Dollars	187
10.7	Imports of Selected Commodities in Rupees	189
10.8	Exports by Economic Categories (Summary)	191
10.9	Exports by Economic Categories (Details)	192
10.10	Imports by Economic Categories (Summary)	193
10.11	Imports by Economic Categories (Details)	194
10.12	Exports by Areas and Countries/Territories	276
10.13	Re-exports by Areas and Countries/Territories	280
10.14	Imports by Areas and Countries/Territories	282
10.15	Re-imports by Areas and Countries/Territories	287
10.16	Annual and Quarterly Terms of Trade and Unit Value Indices of Exports and Imports (1990-91=100)	289
10.17	Index Numbers of Unit Value of Exports by Groups (1990-91=100)	290
10.18	Index numbers of unit value of imports by groups (1990-91=100)	291
10.19	Index Numbers of Quantum of Exports by Groups (1990-91=100)	292
10.20	Index Numbers of Quantum of Imports by Groups (1990-91=100)	293
10.21	Trade in Services (Summary)	294
10.22	Export of Services by Sector (Detail) Monthly	295
10.23	Export of Services by Sector (Detail) (Cumulative)	297
10.24	Import of Services by Sector (Detailed) Monthly	299
10.25	Import of Services by Sector (Detail) (Cumulative)	301

Regional and Field Offices of Pakistan Bureau of Statistics

Symbols, Abbreviations and Conversions

Selected Publications of Pakistan Bureau of Statistics

Sale Centres where PBS Publications are available

KEY INDICATORS

YEARLY

ECONOMIC INDICATORS

(2015- 2016)

1	Inflation	2.86%
2	Balance of Trade	(-) \$ 23.899 billion
3	Value of Exports	\$ 20.786 billion
4	Value of Imports	\$ 44.685 billion
5	Total Workers Remittances	\$ 19914.60(P) million
6	Reserve Money	Rs.3973537(P) million
7	Currency in Circulation	Rs.3333684(P) million
8	Consumer Price Index (CPI with Base 2007-2008)	203.82
9	Agricultural Sector Growth	-0.19%
10	Industrial Sector Growth	6.80%
11	Services Sector Growth	5.71%
12	GDP Growth Rate at Constant Basic Prices (Real)	4.71%
13	GNI Growth Rate at Constant Prices	6.66%
14	Per Capita Income	\$ 1561
15	Large Scale Manufacturing Sector (LSMI) Growth	3.21%
16	Quantum Index Number (LSMI with Base 2005-2006)	132.00
17	Imports Duty	Rs.377416.18 million
18	Exports Duty	Rs.580.79 million
19	Foreign Exchange Reserves	\$ 19433 million
20	* Overall Balance of Payment Surplus/Deficit	\$ -2525 million

SOCIAL INDICATORS

1	** Population (2016)	195.40 million
	Male	100.96 million
	Female	94.44 million
2	Natural Growth Rate (PDS- 2007)	1.88%
3	** Population Growth Rate (2016)	1.89%
4	Dependency Ratio (PDS-2007)	81.5
5	*** Mean Size of Household (2012-13)	6.3

* BOP as per BPM6 in million USD.

** Economic Survey

*** PSLM Survey

IV

MONTHLY ECONOMIC INDICATORS

June, 2016

1	Value of Exports	\$ 1646.259 million
2	Value of Imports	\$ 4437.736 million
3	Balance of Trade	(-)\$ 2791.477 million

July, 2016

1	Growth in Quantum Index Manufacturing (LSMI)	2.26%
2	Quantum Index of Manufacturing (LSMI with Base 2005-2006)	118.97
3	Consumer Price Index (CPI with Base 2007-08)	210.08
4	Wholesale Price Index (WPI with Base 2007-08)	215.81
5	Sensitive Price Indicator (SPI with Base 2007-08)	209.59
6	Growth Rate	
	A. CPI	1.34%
	B. WPI	2.34%
	C. SPI	1.32%
7	Exports Duty	Rs.9.20 million
8	Imports Duty	Rs.26103.35 million
9	Reserve Money	Rs.4127180 million
10	Currency in Circulation	Rs.3289255 million
11	Exchange Rate of Pak Rupees in terms of one unit US Dollar	1 \$ =Rs.104.7388
12	Total Workers Remittances (including Hajj & War Compensation)	\$1328.18 million

Source: i) Pakistan Bureau of Statistics.
ii) State Bank of Pakistan.
iii) Economic Survey of Pakistan.

1. BALANCE OF PAYMENT

1.1 Country Wise Workers Remittances (Including Hajj and War Compensation)

(Provisional)
(Million US Dollars)

Item	Jul, 2015	Aug, 2015	Sep, 2015	Oct, 2015
I. Cash	1663.61	1527.06	1775.87	1539.96
1 USA	255.32	199.57	260.97	188.26
2 UK	232.33	206.29	233.27	197.56
3 Saudi Arabia	474.42	483.29	483.21	464.53
4 UAE	367.51	319.15	428.13	367.37
Dubai	255.28	223.20	284.75	256.13
Abu Dhabi	106.44	88.87	136.97	105.49
Sharjah	5.68	6.90	6.30	5.63
Other	0.11	0.18	0.11	0.12
5 Other GCC Countries	197.86	193.75	201.34	178.09
Bahrain	40.06	38.90	43.31	35.91
Kawait	62.89	62.73	51.45	57.07
Qatar	28.98	29.62	32.15	27.90
Oman	65.93	62.50	74.43	57.21
6 EU Countries	32.50	27.75	33.30	31.56
Germany	6.43	5.65	6.55	6.84
France	2.23	1.97	2.31	2.71
Netherland	0.33	0.36	0.30	0.38
Spain	4.26	4.45	4.45	4.13
Italy	3.24	2.82	3.14	3.57
Greece	0.07	0.04	0.21	0.62
Sweden	1.06	0.85	1.16	0.99
Denmark	0.67	0.64	0.67	0.93
Ireland	13.69	10.33	14.01	10.72
Belgium	0.52	0.64	0.50	0.67
7 Norway	2.41	1.73	2.29	2.19
8 Switzerland	1.91	1.53	1.86	2.33
9 Australia	14.77	13.37	15.93	14.47
10 Canada	14.94	10.49	12.89	12.64
11 Japan	0.91	0.83	0.87	0.86
12 Other Countries	68.73	69.31	101.81	80.10
II. Encashment and Profit in Pak. Rs. Of Foreign Exchange Bearer Certificates(FEBCs) and Foreign Currency Bearer Certificate(FCBCs)	0.00	0.00	0.00	0.00
TOTAL (I + II)	1663.61	1527.06	1775.87	1539.96

Contd.

**1.1 Country Wise Workers Remittances
(Including Hajj and War Compensation)**

(Provisional)
(Million US Dollars)

Item	Nov, 2015	Dec, 2015	Jan, 2016	Feb, 2016
I. Cash	1591.75	1637.06	1462.87	1516.39
1 USA	231.28	212.10	179.56	212.19
2 UK	188.88	193.72	172.53	174.66
3 Saudi Arabia	487.28	503.20	462.18	471.94
4 UAE	349.83	341.55	313.32	317.12
Dubai	228.06	219.86	204.03	203.62
Abu Dhabi	116.25	116.20	105.17	109.89
Sharjah	5.40	5.26	3.95	3.49
Other	0.12	0.23	0.17	0.12
5 Other GCC Countries	189.43	213.29	190.38	191.75
Bahrain	37.27	41.07	31.91	31.09
Kawait	61.18	70.27	60.65	61.49
Qatar	27.86	33.68	30.58	32.15
Oman	63.12	68.27	67.24	67.02
6 EU Countries	29.42	37.14	28.64	28.48
Germany	6.51	8.24	6.39	6.14
France	2.11	3.03	2.25	1.68
Netherland	0.39	0.48	0.35	0.37
Spain	3.44	4.36	3.79	3.42
Italy	2.26	3.63	2.76	2.03
Greece	0.52	0.84	0.59	0.78
Sweden	0.98	1.67	1.18	0.82
Denmark	0.96	0.75	0.81	0.53
Ireland	11.88	13.53	9.98	12.36
Belgium	0.37	0.61	0.54	0.35
7 Norway	2.39	3.55	2.62	1.76
8 Switzerland	1.42	2.32	1.60	1.73
9 Australia	15.73	17.63	13.10	14.62
10 Canada	13.11	15.20	11.52	10.35
11 Japan	0.72	1.24	0.81	0.56
12 Other Countries	82.26	96.12	86.61	91.23
II. Encashment and Profit in Pak. Rs. Of Foreign Exchange Bearer Certificates(FEBCs) and Foreign Currency Bearer Certificate(FCBCs)	0.00	0.00	0.00	0.00
TOTAL (I + II)	1591.75	1637.06	1462.87	1516.39

Contd.

1.1 Country Wise Workers Remittances (Including Hajj and War Compensation)

(Provisional)
(Million US Dollars)

Item	Mar, 2016	Apr, 2016	May, 2016	Jun, 2016	Jul, 2016
I. Cash	1468.76	1656.85	1799.39	2072.97	1328.18
1 USA	183.92	189.84	202.10	274.01	169.68
2 UK	157.28	221.88	240.58	309.27	143.61
3 Saudi Arabia	506.05	488.78	547.77	582.84	378.69
4 UAE	320.30	345.99	380.74	434.90	293.72
Dubai	245.91	217.23	238.72	270.77	196.64
Abu Dhabi	67.89	121.27	136.36	158.19	93.24
Sharjah	6.37	7.17	5.20	5.25	2.91
Other	0.13	0.32	0.46	0.69	0.93
5 Other GCC Countries	153.75	199.53	216.71	232.27	169.61
Bahrain	27.06	35.28	37.68	38.66	27.00
Kawait	55.31	62.85	73.55	78.46	59.00
Qatar	31.12	31.39	34.87	36.34	26.00
Oman	40.26	70.01	70.61	78.81	57.00
6 EU Countries	26.54	39.85	41.64	50.31	35.74
Germany	9.11	8.89	9.86	10.03	7.16
France	3.44	3.94	3.82	4.79	3.98
Netherland	0.48	0.42	0.45	0.62	0.40
Spain	4.56	4.67	4.95	5.64	4.00
Italy	4.11	3.94	4.15	5.34	5.08
Greece	1.03	1.25	1.60	2.02	1.76
Sweden	1.52	1.44	1.47	1.76	1.30
Denmark	0.88	1.02	0.88	1.22	1.05
Ireland	0.72	13.57	13.78	18.05	10.36
Belgium	0.69	0.71	0.69	0.84	0.65
7 Norway	3.00	3.27	3.26	5.11	3.20
8 Switzerland	2.31	2.62	2.52	3.48	1.58
9 Australia	12.16	18.30	15.21	20.05	13.62
10 Canada	13.29	16.71	16.17	22.95	13.09
11 Japan	1.09	2.08	1.32	1.61	1.02
12 Other Countries	89.07	128.00	131.37	136.17	104.62
II. Encashment and Profit in Pak. Rs. of Foreign Exchange Bearer Certificates(FEBCs) and Foreign Currency Bearer Certificate(FCBCs)	0.00	0.00	0.00	0.00	0.00
TOTAL (I + II)	1468.76	1656.85	1799.39	2072.97	1328.18

Note: Item has been revised / extended by the State Bank of Pakistan.

Source: State Bank of Pakistan.

1.2 Month Wise Workers Remittances

(Million US \$)

Monthly Cash Inflow (Including Foreign Exchange Bearer Certificates & Foreign Currency Bearer Certificates)	2015-2016	2014-2015	YOY growth (percent)	
			2015-16	2014-15
Jul.	1,663.61	1,675.77	-0.73	19.30
Aug.	1,527.06	1,350.86	13.04	8.93
Sep.	1,775.87	1,748.49	1.57	36.15
Oct.	1,540.39	1,409.22	9.31	4.54
Nov.	1,566.04	1,343.76	16.54	18.87
Dec.	1,614.14	1,634.06	-1.22	17.99
Jan.	1,465.57	1,403.74	4.40	12.66
Feb.	1,521.54	1,420.54	7.11	17.42
Mar.	1,711.17	1,608.51	6.38	20.23
Apr.	1,656.85	1,640.05	1.02	25.02
May.	1,799.39	1,663.30	8.18	15.47
Jun.	2,072.97	1,821.68	13.79	21.50
Jul.	19,914.60	18,719.98	6.38	18.20
Jul.- Jun.	19,914.60	18,719.98	6.38	18.20
Monthly average for period Jul.-jun.	1,659.55	1,560.00	6.38	18.20

Monthly Cash Inflow (Including Foreign Exchange Bearer Certificates & Foreign Currency Bearer Certificates)	2016-17	2015-2016	YOY growth (percent)	
			2016-17	2015-16
July.	1328.18	1663.61	-20.16	-0.73

1.3 Exchange Rates Pak. Rupees in Terms of One Unit of Foreign Currency

S. No.	Country/ Organization	Currency	Jul, 2015	Aug, 2015	Sep, 2015	Oct, 2015	Nov, 2015	Dec, 2015	Jan, 2016
1	Australia	Dollar	75.3497	74.5567	73.5458	75.2072	75.3531	75.8220	73.4652
2	Bahrain	Dinar	268.8307	270.4709	275.3801	276.0645	278.5366	276.5499	277.2200
3	Canada	Dollar	79.3220	77.8318	78.6856	79.9284	79.4943	76.5397	73.7174
4	China	Yuan	16.3725	16.1577	16.3868	16.4706	16.5623	16.246	15.9622
5	Denmark	Krone	15.0137	15.2775	15.7101	15.7405	15.1900	15.2608	15.2781
6	E.M.U.	Euro	111.9731	113.8981	117.0996	117.3259	113.2076	113.7523	113.8435
7	Hong Kong	Dollar	13.1171	13.2092	13.4571	13.4881	13.6024	13.5075	13.4845
8	I.M.F.	SDR	142.1030	143.6329	146.7608	147.1387	145.8444	145.1964	145.0064
9	India	Rupee	1.5993	1.5738	1.5765	1.6073	1.5960	1.5740	1.5590
10	Japan	Yen	0.8264	0.8322	0.8673	0.8700	0.8604	0.8590	0.8864
11	Kuwait	Dinar	336.4957	338.9668	345.7616	346.5136	347.0888	344.8850	345.1943
12	Malaysia	Ringgit	26.7317	25.2515	24.2486	24.5486	24.4603	24.4736	24.1509
13	Newzeland	Dollar	67.7339	67.0588	65.9923	69.6809	69.2130	70.4574	68.4872
14	Norway	Krone	12.5236	12.4233	12.6208	12.6440	12.2271	12.0534	11.8923
15	Oman	Riyal	264.2858	266.0499	270.9656	271.6041	273.9502	272.0167	272.4458
16	Qatar	Riyal	27.9515	28.1373	28.6579	28.7295	28.9795	28.7732	28.8220
17	Singapore	Dollar	74.7397	73.1858	73.6843	74.4872	74.5746	74.2939	73.1414
18	Sweden	Krona	11.9411	11.9719	12.4695	12.5597	12.1609	12.3048	12.2831
19	Switzerland	Franc	106.6831	105.7546	107.3086	107.8491	104.5417	105.1064	104.2001
20	Saudi Arabia	Riyal	27.1128	27.2949	27.8030	27.8691	28.1001	27.9036	27.9502
21	Thailand	Bhath	--	--	--	--	--	--	--
22	Turkey	Lira	--	--	--	--	--	--	--
23	U.A.E.	Dirham	27.6844	27.8723	28.3880	28.4528	28.6979	28.5017	28.5509
24	U.K.	Sterling (Pound)	158.0080	159.4853	159.9411	160.0182	160.2156	156.9256	151.0231
25	U.S.A.	Dollar	101.7194	102.3361	104.2068	104.4806	105.3726	104.6578	104.8388

Contd.

1.3 Exchange Rates Pak. Rupees in Terms of One Unit of Foreign Currency

S. No.	Country/ Organization	Currency	Feb, 2016	Mar, 2016	Apr., 2016	May, 2016	Jun., 2016	Jul., 2016
1	Australia	Dollar	74.5797	78.2572	80.1764	76.6560	77.2926	78.9496
2	Bahrain	Dinar	276.5486	276.6732	276.6996	276.7560	276.4685	276.7677
3	Canada	Dollar	75.7852	78.9739	81.5343	80.9881	81.0486	80.2436
4	China	Yuan	16.0267	16.0913	16.1701	16.0557	15.8771	15.6970
5	Denmark	Krone	15.5833	15.5942	15.9509	15.9291	15.7998	15.5827
6	E.M.U.	Euro	116.0891	116.1732	118.5779	118.3207	117.2918	115.7117
7	Hong Kong	Dollar	13.4661	13.4901	13.5021	13.4905	13.4841	13.5206
8	I.M.F.	SDR	145.8672	146.1468	147.5860	147.8939	147.3947	145.8591
9	India	Rupee	1.5342	1.5628	1.5759	1.56682	1.5555	N.A
10	Japan	Yen	0.9123	0.9263	0.9551	0.9620	0.9935	0.9991
11	Kuwait	Dinar	348.9191	347.7851	347.2488	347.3796	347.2079	346.8986
12	Malaysia	Ringgit	25.0213	25.6692	26.8346	25.9248	25.6336	26.0779
13	Newzeland	Dollar	69.2882	70.3751	72.098	71.2155	73.5263	74.5121
14	Norway	Krone	12.1640	12.3316	12.7276	12.7412	12.5822	12.3707
15	Oman	Riyal	271.8413	271.9600	272.0107	272.0399	271.8103	272.2500
16	Qatar	Riyal	28.7551	28.7622	28.7686	28.7777	28.7568	28.7945
17	Singapore	Dollar	74.4388	76.1003	77.4884	76.4306	77.1660	77.4954
18	Sweden	Krona	12.3630	12.5181	12.8832	12.7529	12.5989	12.2276
19	Switzerland	Franc	105.4546	106.4052	108.5619	107.0507	107.7685	106.4343
20	Saudi Arabia	Riyal	27.9234	27.9103	27.9178	27.916	27.8937	27.9392
21	Thailand	Bhath	--	--	--	--	--	--
22	Turkey	Lira	--	--	--	--	--	--
23	U.A.E.	Dirham	28.5100	28.4955	28.5023	28.5023	28.4797	28.5292
24	U.K.	Sterling (Pound)	149.6616	148.7347	149.5827	152.0216	148.2362	138.0239
25	U.S.A.	Dollar	104.6232	104.6470	104.6738	104.6787	104.5864	104.7388

Note: Euro, a common currency of the 11 member countries of European Economic and Monetary Union (EMU) was introduced with effect from 1st January, 1999.

Source: State Bank of Pakistan.

2. CLIMATE

2.1 Temperature at Selected Stations

(In centigrade)

Stations	Murree		Rawalpindi/Islamabad		Jhelum		Lahore		Sargodha	
Height in meters above sea level	2167		507		232		213		187	
	Max.	Min.	Max.	Min.	Max.	Min.	Max.	Min.	Max.	Min.

Month:

Feb. 2015	10.3	1.7	20.3	7.2	22.9	9.2	22.6	11.6	22.7	11.0
Mar. 2015	12.5	4.5	22.5	10.4	N.R	N.R	25.1	14.4	24.7	14.0
Apr. 2015	18.1	9.6	28.5	15.3	31.2	18.5	32.7	20.8	32.9	20.5
May, 2015	22.8	13.5	34.6	18.1	37.2	21.7	39.1	26.3	39.8	26.4
Jun, 2015	23.8	14.2	36.2	22.1	38.0	24.3	38.1	26.3	39.2	26.3
Jul, 2015	22.0	16.4	33.0	24.2	35.6	26.3	34.2	25.4	63.0	27.7
Feb. 2016	11.4	1.1	17.7	3.7	18.4	6.1	17.6	8.1	18.2	7.7
Mar. 2016	14.5	6.1	24.1	11.4	26.9	14.3	28.0	15.9	26.8	15.2
Apr. 2016	19.2	9.7	30.2	14.8	34.3	17.8	35.6	21.2	34.4	20.6
May, 2016	25.1	14.8	37.2	20.0	40.3	23.3	40.2	25.7	40.5	26.2
Jun, 2016	26.1	16.6	38.7	24.1	N.R	N.R	39.6	27.6	40.0	28.1
Jul, 2016	23.6	15.9	35.3	24.2	35.9	25.1	35.8	25.9	36.1	26.7

Stations	Faisalabad		Multan		Bahawalpur		Hyderabad		Nawabshah	
Height in meters above sea level	183		122		116		40		37	
	Max.	Min.	Max.	Min.	Max.	Min.	Max.	Min.	Max.	Min.

Month:

Feb. 2015	22.3	10.0	23.4	10.8	23.9	10.7	28.5	15.0	28.8	11.5
Mar. 2015	24.6	13.0	26.3	14.5	26.7	14.1	32.3	13.0	32.2	14.7
Apr. 2015	33.3	20.0	35.5	22.0	36.5	21.8	37.9	23.5	41.5	22.4
May, 2015	39.3	24.6	40.6	28.3	40.3	25.4	41.5	26.5	45.0	25.7
Jun, 2015	38.8	26.0	39.6	28.0	39.4	26.9	39.7	27.7	42.4	27.8
Jul, 2015	36.0	27.2	36.7	27.7	36.6	27.0	37.1	27.4	40.6	27.8
Feb. 2016	N.R	N.R	25.2	9.0	25.5	8.2	27.5	12.8	29.3	9.2
Mar. 2016	27.0	15.4	28.0	16.5	31.5	29.3	34.1	19.5	35.1	17.1
Apr. 2016	34.4	20.5	35.1	21.1	37.0	20.9	38.0	22.1	40.7	21.2
May, 2016	40.6	26.0	41.9	28.3	42.1	26.9	40.2	25.4	45.5	25.8
Jun, 2016	N.R	N.R	42.1	30.8	41.8	29.0	40.3	27.0	44.9	27.9
Jul, 2016	N.R	N.R	39.2	29.8	39.7	29.2	36.0	27.0	41.1	27.7

Contd.

2.1 Temperature at Selected Stations

(In centigrade)

Stations	Jacobabad		Karachi A.P.		Peshawar		D.I.Khan		Saidu Sharif		Gilgit	
Height in meters above sea level	55		21		359		173		961		1459	
	Max.	Min.	Max.	Min.	Max.	Min.	Max.	Min.	Max.	Min.	Max.	Min.

Month:

Feb. 2015	23.7	11.7	27.9	15.9	20.7	8.9	22.5	8.0	16.1	5.2	14.6	0.7
Mar. 2015	29.2	14.9	31.5	19.2	22.4	12.0	25.0	11.6	20.3	8.5	18.7	4.9
Apr. 2015	39.2	23.2	35.9	25.7	30.1	17.3	45.1	18.1	26.5	13.6	26.2	9.4
May, 2015	44.1	29.0	36.0	27.7	35.6	22.0	39.7	22.6	31.6	17.3	29.0	12.6
Jun, 2015	42.5	29.6	37.7	29.8	38.3	24.9	39.7	23.7	33.1	19.4	36.1	14.9
Jul, 2015	38.4	26.5	34.0	28.4	35.0	26.1	38.1	25.2	32.6	23.0	35.4	19.8
Feb. 2016	26.7	9.8	30.3	14.9	N.R	N.R	N.R	N.R	N.R	N.R	16.5	-0.2
Mar. 2016	30.8	16.6	33.3	21.7	N.R	N.R	N.R	N.R	N.R	N.R	N.R	N.R
Apr. 2016	39.0	22.9	34.7	24.6	N.R	N.R	N.R	N.R	N.R	N.R	22.2	8.8
May, 2016	49.6	29.0	35.7	27.9	38.1	24.0	41.0	24.5	Nil	Nil	N.R	N.R
Jun, 2016	44.9	30.9	36.1	28.0	39.4	26.9	N.R	N.R	N.R	N.R	34.3	18.8
Jul, 2016	40.7	29.6	33.6	28.1	37.1	27.2	N.R	N.R	N.R	N.R	35.1	18.9

Stations	Quetta (Samungli)		Zhob (Fortsandeman)		Khuzdar		Punjgur		Dalbadin	
Height in meters above sea level	1600		1405		1231		980		848	
	Max.	Min.	Max.	Min.	Max.	Min.	Max.	Min.	Max.	Min.

Month:

Feb. 2015	16.1	4.3	17.8	4.1	22.4	8.5	22.4	8.5	22.0	8.5
Mar. 2015	18.0	6.0	20.7	7.1	24.0	11.1	26.0	9.4	26.0	10.0
Apr. 2015	26.5	11.0	28.7	14.7	30.2	18.6	35.0	18.2	36.0	18.1
May, 2015	32.0	15.0	32.6	17.8	36.9	26.5	39.0	22.5	41.0	22.4
Jun, 2015	36.6	21.1	35.0	20.3	36.6	24.7	39.7	25.9	43.0	25.1
Jul, 2015	36.1	22.1	35.6	20.6	35.6	26.0	40.0	26.0	43.8	27.0
Feb. 2016	16.5	-0.5	19.1	1.0	22.4	6.8	23.2	5.4	24.7	2.1
Mar. 2016	20.0	7.5	20.0	8.0	N.R	N.R	27.1	11.3	29.0	8.6
Apr. 2016	26.5	10.0	27.0	15.0	30.7	20.0	35.2	18.4	34.5	13.7
May, 2016	32.2	15.6	34.3	19.5	37.6	25.6	39.8	23.2	41.5	22.5
Jun, 2016	34.6	19.9	33.1	22.6	38.4	20.2	39.3	23.0	43.0	22.5
Jul, 2016	37.6	22.8	37.2	22.0	37.5	25.5	N.R	N.R	45.0	21.0

Source: Pakistan Meteorological Department, Karachi.

2.2 Rainfall at Selected Stations

(In millimeters)

Stations	Murree	Rawalpindi/ Islamabad	Jhelum	Lahore	Sargodha	Faisal- abad	Multan	Bahawal- pur	Hyder- abad	Nawab- shah	Jaco- abad
Height in meters above sea level	2167	507	232	213	187	183	122	116	40	37	55

Year/month

2011	1442.2	1079.0	748.0	903.0	710.0	544.0	180.0	164.0	404.1	309.0	293.3
2012	1515.0	1076.0	717.0	527.0	368.0	366.0	239.0	183.0	121.0	182.0	486.0
2013	1451.5	1732.0	924.0	1109.0	362.0	378.0	157.0	148.0	74.0	86.0	345.0
2014	1228.6	1139.0	939.3	800.6	401.3	401.8	247.3	67.9	25.4	67.0	21.3
2015	2416.8	1477.0	848.0	856.0	588.0	512.0	395.0	498.0	114.0	120.0	148.0
Feb. 2015	154.7	94.7	38.6	61.0	16.8	30.3	5.9	15.0	Nil	TR	1.0
Mar. 2015	235.3	286.1	N.R	141.8	145.9	67.8	67.0	46.9	TR	2.0	46.0
Apr. 2015	279.4	196.4	134.4	5.2	67.7	43.6	10.2	28.8	0.0	3.0	35.0
May, 2015	74.2	30.2	20.0	31.7	3.8	23.6	10.7	26.2	TR	Nil	1.5
Jun. 2015	233.6	33.6	50.1	45.0	48.5	27.3	51.1	106.0	8.2	37.2	13.0
Jul. 2015	532.4	380.1	178.5	328.0	64.2	96.4	138.9	133.7	114.3	83.1	52.0
Feb. 2016	N.R	83.6	33.0	2.8	6.0	N.R	2.0	4.0	0.0	0.0	0.0
Mar. 2016	328.5	199.0	117.8	27.4	150.9	75.7	42.1	31.5	0.0	1.0	10.0
Apr. 2016	51.9	11.0	10.8	2.9	14.0	7.1	21.5	4.0	Tr.	0.0	4.0
May, 2016	128.1	27.2	25.5	31.2	25.5	32.4	3.6	2.0	0.0	17.0	3.0
Jun. 2016	119.1	47.0	143.9	118.2	99.0	63.1	0.4	33.0	34.0	58.0	0.0
Jul. 2016	301.3	344.8	280.1	151.7	312.8	N.R	52.4	34.0	0.0	4.0	7.0

Contd.

2.2 Rainfall at Selected Stations

(In millimeters)

Stations	Karachi Airport	Peshawar	D.I. Khan	Saidu Sharif	Gilgit	Quetta (Samungli)	Zhob (Fort sandeman)	Khuzdar	Punjgoor	Dalbadin
Height in meters above sea level	21	359	173	961	1459	1600	1405	1231	980	848

Year/month

2011	290.6	568.0	281.0	853.7	158.7	246.5	40.5	286.6	138.0	64.9
2012	152.0	480.0	450.0	803.0	110.5	410.0	47.0	167.0	33.0	16.0
2013	169.0	551.0	327.0	954.3	153.5	53.0	66.0	479.0	101.0	23.0
2014	30.7	326.3	249.7	660.0	107.0	97.0	173.7	201.9	61.8	17.3
2015	53.0	1387.0	477.0	1062.2	144.0	153.0	364.0	147.0	61.0	47.0
Feb. 2015	2.1	72.0	17.2	148.8	13.2	32.8	33.2	9.6	16.0	11.0
Mar. 2015	2.8	111.0	69.8	135.5	6.1	55.1	21.0	29.0	6.0	11.0
Apr. 2015	0.0	110.5	39.8	165.3	19.0	17.0	22.0	0.0	6.0	0.0
May, 2015	0.0	21.0	3.0	83.0	21.6	10.0	7.0	2.0	20.0	T.R
Jun. 2015	T.R	0.0	29.5	74.6	8.4	T.R	25.0	22.8	0.0	1.2
Jul. 2015	46.6	187.0	26.0	120.3	9.3	Tr.	117.0	45.6	0.0	T.R
Feb. 2016	0.0	23.0	N.R	N.R	7.9	0.0	0.0	0.0	0.0	0.0
Mar. 2016	Tr.	120.0	N.R	N.R	N.R	80.0	71.0	0.0	31.0	40.5
Apr. 2016	0.0	60.0	N.R	N.R	59.6	0.0	46.0	1.0	6.0	4.0
May, 2016	0.0	8.0	1.0	Nil	N.R	2.0	19.0	2.1	1.0	T.R
Jun. 2016	65.8	55.0	N.R	N.R	16.3	51.0	9.0	21.1	7.0	0.0
Jul. 2016	1.9	32.1	N.R	N.R	24.8	3.0	15.0	37.5	N.R	T.R

N.R = Not received

TR = Trace (Rainfall less than 0.1 mm)

Source: Pakistan Meteorological Department, Karachi.

3. ENERGY & MINING

3.1 Production of Crude Oil

Company	Field	Jul,16	Cummulative Total from July 2016	
PUNJAB				
OGDCL	BHALSYEDAN	143	143	
	CHAK NAURANG	10990	10990	
	DAKHNI	21760	21760	
	DHODAK	896	896	
	FIMKASSAR	5270	5270	
	KAL	13698	13698	
	MISSAKISWAL	3410	3410	
	RAJIAN	80795	80795	
	SOGHRI	4165	4165	
	SADKAL	1161	1161	
	TOOT	8807	8807	
	Sub Total	151095	151095	
	OPL	DHURNAL	9388	9388
		BHANGALI	180	180
		RATANA	7350	7350
	Sub Total	16918	16918	
	POL	BALKASSAR	14936	14936
		BELA	794	794
		DHULIAN	4028	4028
KHAUR		148	148	
JOYAMIR		529	529	
MINWAL		1844	1844	
MEYAL		9318	9318	
PARIWALI		11140	11140	
PINDORI		6381	6381	
TURKWAL		806	806	
Sub Total		49924	49924	
MPCL	GHAURI	16509	16509	
	HALINI	28666	28666	
	HALINI DEEP	43114	43114	
Sub Total	88289	88289		
PPL	ADHI	228523	228523	
	Sub Total	228523	228523	
Dewan	RODHO SALSABIL	1944.24	1944.24	
	Sub Total	1944.24	1944.24	
	TOTAL	536693.24	536693.24	
SINDH				
BHP	ZAMZAMA	19260	19260	
	Sub Total	19260	19260	
UEPL	AASSU	20667	20667	
	ALI	88	88	
	BIJORO	161	161	
	BAKSH DEEP	174	174	
	BHANOKI	151	151	
	BUKHARI DEEP	903	903	
	CHAMAN	0	0	
	DABHI (South)	1905	1905	
	DABHI (North)	1551	1551	
	GHARO	2192	2192	
	GHUNGHRO	1902	1902	
	HALIPOTA	4642	4642	
	JABO	1951	1951	
	JAGIR	1078	1078	
	JARAR DEEP	0	0	
	JAN	2316	2316	

Contd.

3.1 Production of Crude Oil

Company	Field	Jul,16	Cummulative Total from July 2016
	KATO	29	29
	KAMAL NORTH	8633	8633
	KHASKELI	4751	4751
	KHASKELI DOWN THROWN	550	550
	KHOREWAH	1344	1344
	KHOREWAH DEEP		0
	KORAI	624	624
	KUMBH	0	0
	LAGHARI	382	382
	LIMU NORTH	666	666
	LODANO	2856	2856
	LODANO DEEP	3731	3731
	MAKDUMPUR	5503	5503
	MAZARI	6015	6015
	MEYUN ISMAIL DEEP	212	212
	MEYUN ISMAIL	723	723
	MAKRANI	0	0
	MISSRI	921	921
	MOHANO	1146	1146
	MAHI	0	0
	MURID	9065	9065
	NAIMAT BASAL 2X	1325	1325
	NAIMAT BASAL	183	183
	NAIMAT WEST	24608	24608
	NORTH AKARI		0
	PIARO DEEP	92	92
	PIARO DEEP BASAL	287	287
	RAJANI	253	253
	RAHIM 1 X	9321	9321
	RAHIM 2X	3228	3228
	RAWAT	0	0
	SAHU	5	5
	SALEH	30	30
	SAMAN	51	51
	SAKHI DEEP	0	0
	SONRO	12397	12397
	SOUTH BUZDAR DEEP	10089	10089
	SOUTH MAZARI	8167	8167
	SOUTH MAZARI DEEP	15282	15282
	SOHRAB	0	0
	SOHRAB DEEP	3902	3902
	SHEIKHANO	2234	2234
	SUTIARI DEEP	6386	6386
	SUMAR DEEP	12307	12307
	SALAMAT	0	0
	THEBO	2870	2870
	TANDO GHULAM ALI	262	262
	THARO	712	712
	TAJEDI	2142	2142
	TANGRI	1075	1075
	TANGRI DEEP	236	236
	TURK	1413	1413
	TURK DEEP	698	698
	UMER	132	132
	ZAUR	5546	5546
	Sub Total	212065	212065
OGDCL	BOBI	12595	12595
	BALUCH	4731	4731

Contd.

3.1 Production of Crude Oil

Company	Field	Jul,16	Cummulative Total from July 2016
	CHAK 2	13789	13789
	CHAK 7A	1085	1085
	CHAK 63	15295	15295
	CHAK 63 SOUTH EAST	10015	10015
	CHAK 66 NE	110	110
	HAKEEM DAHO	5869	5869
	NIM	835	835
	NUR BAGHLA	1024	1024
	NOORAI JAGR	2795	2795
	JAKHRO	721	721
	JARWAR	4690	4690
	KUNNAR	115687	115687
	KUNNAR PASAKHI DEEP	27498	27498
	LASHARI CENTRE	17285	17285
	LALA JAMALI	0	0
	MISSAN	3505	3505
	PALI	17760	17760
	PALI DEEP	0	0
	PASAKI	105710	105710
	PASAKI N	11495	11495
	PASAKI NORTH EAST	9150	9150
	QADIR PUR	14180	14180
	SONO	18905	18905
	TANDO ALAM	18440	18440
	THORA	8780	8780
	Sub Total	441949	441949
PPL	ADAM	1162	1162
	ADAM WEST	635	635
	KANDH KOT	152	152
	SHARF	0	0
	SHAHDAD	2033	2033
	MAZARANI	318	318
	Sub Total	4300	4300
OMV	LATIF	1826.58	1826.58
	MIANO	1322.53	1322.53
	Sub Total	3149.11	3149.11
MPCL	MARI	1302	1302
	SUJJAL	2928	2928
	SUJAWAL	1685	1685
	Sub Total	5915	5915
Eni(Pak)	BHIT	7067.53	7067.53
	BADHRA	1515.94	1515.94
	KADANWARI	518.6	518.6
	Sub Total	9102.07	9102.07
OMV Maurice	MEHAR	13508	13508
	Sub Total	13508	13508
	TOTAL	709248.18	709248.18
KHYBER .P.K			
OGDCL	CHANDA	41570	41570
	NASPHA	563280	563280
	MELA	57400	57400
	Sub Total	662250	662250
MOL	MANZALAI	14186.86	14186.86
	MAMIKHEL	14716.16	14716.16
	MARAMZAI	142717.73	142717.73
	MAKORI	972.42	972.42
	MAEDANKHEL	0	0
	MAKORI EAST	442455.57	442455.57
	Sub Total	615048.74	615048.74
	TOTAL	1277298.74	1277298.74
BALUCHISTAN			
OGDCL	UCH	1147	1147
	Sub Total	1147	1147
MPCL	ZARGHUN SOUTH	132	132
	Sub Total	132	132
PPL	SUI	459	459
	Sub Total	459	459
	TOTAL	1738	1738
	GRAND TOTAL	2524978.16	2524978.16

3.2 Production of Natural Gas

Unit:(MCF)

Company	Field	Jul,16	Cumulative Total from July 2016
PUNJAB			
OGDCL	DAKHNI	818.13	818.13
	BAHU	101.18	101.18
	FIMKASSAR	3.77	3.77
	DHODAK	102.30	102.30
	KAL	2.03	2.03
	MISSAKISWAL	4.87	4.87
	NANDPUR/PANJPIR	349.40	349.40
	RAJIN	31.71	31.71
	SOGHRI	301.63	301.63
	TOOT	33.60	33.60
	SADKAL	41.63	41.63
	SUB TOTAL	1790.25	1790.25
OPL	DHURNAL	28.63	28.63
	BHANGALI	1.60	1.60
	RATANA	161.53	161.53
	SUB TOTAL	191.76	191.76
POL	BALKASSAR	2.99	2.99
	BELA	0.00	0.00
	DHULIAN	69.89	69.89
	MEYAL	71.25	71.25
	PARIWALI	136.68	136.68
	PINDORI	19.35	19.35
	TURKWAL	1.53	1.53
	SUB TOTAL	301.69	301.69
PPL	ADHI	1709.00	1709.00
	SUB TOTAL	1709.00	1709.00
MPCL	HALINI	22.76	22.76
	HALINI DEEP	46.91	46.91
	SUB TOTAL	69.67	69.67
DEWAN	RODHO(SALSABIL)	287.12	287.12
	SUB TOTAL	287.12	287.12
	TOTAL	4349.49	4349.49
SINDH			
BHP	ZAMZAMA	4100.13	4100.13
	SUB TOTAL	4100.13	4100.13
UEPL	ALI	75.51	75.51
	AASSU	4.86	4.86
	BUKHARI DEEP	29.34	29.34
	BAKSH DEEP	28.74	28.74
	BIJORO	0.42	0.42
	BHANOKI	46.16	46.16
	CHAMAN	0.00	0.00
	DABHI SOUTH	8.24	8.24
	DABHI NORTH	0.76	0.76
	DUPHRI	2.38	2.38
	FATEH SHAH NORTH	13.27	13.27
	GHUNGRO	1.23	1.23
	GHARO	0.54	0.54
	HALIPOTA	8.61	8.61
	JABO	6.40	6.40
JARAR DEEP	8.72	8.72	
JOGWANI	0.42	0.42	

Contd.

3.2 Production of Natural Gas

Unit:(MCF)			
Company	Field	Jul,16	Cummulative Total from July 2016
	JAGIR	0.91	0.91
	JAN	0.26	0.26
	KATO	6.05	6.05
	KAMAL NORTH -1	27.96	27.96
	KAUSAR	44.99	44.99
	KHASKHELI	6.67	6.67
	KHASKHELI DOWN THROWN	0.82	0.82
	KHOREWAH	87.78	87.78
	KHOREWAH DEEP	4.03	4.03
	KORAI	51.57	51.57
	KUMBH	49.06	49.06
	LAGHARI	0.38	0.38
	LODANO	48.51	48.51
	LODANO DEEP	12.14	12.14
	LIMU NORTH	330.04	330.04
	LIMU EAST	1.04	1.04
	MAKHDUM PUR	27.92	27.92
	MAKHDUM PUR DEEP	2.50	2.50
	MAKRANI		0.00
	MAZARI	2.49	2.49
	MAHI	0.58	0.58
	MEYUN ISMAIL DEEP	26.46	26.46
	MISSRI	1.82	1.82
	MOHANO	0.99	0.99
	MOR	0.00	0.00
	MUBAN		0.00
	MURID	3.56	3.56
	NAIMAT BASAL	67.20	67.20
	NAIMAT BASAL 2X	16.08	16.08
	NAIMAT WEST	4049.92	4049.92
	NANDO	3.24	3.24
	NURPUR DEEP	22.50	22.50
	NORTH AKRI		0.00
	PANIRO		0.00
	PIARO DEEP	7.83	7.83
	PIARO DEEP BASAL	65.64	65.64
	PIR		0.00
	QASIM DEEP	80.64	80.64
	RAHIM NORTH		0.00
	RAHIM 1X	41.68	41.68
	RAHIM 2X	6.30	6.30
	RAJANI	5354.90	5354.90
	RAWAT		0.00
	RAGNI DEEP	16.65	16.65
	SALEH	0.09	0.09
	SAKHI DEEP	33.90	33.90
	SAKHI SOUTH DEEP	0.27	0.27
	SAMAN	0.33	0.33
	SALAMAT	979.05	979.05
	SAHU	2.03	2.03
	SAJAN		0.00
	SIRAJ SOUTH		0.00
	SONRO	19.99	19.99
	SOUTH MAZARI	2.39	2.39

Contd.

3.2 Production of Natural Gas

Unit:(MCF)			
Company	Field	Jul,16	Cumulative Total from July 2016
	SOUTH MAZARI DEEP	27.04	27.04
	SOHRAB DEEP	1208.40	1208.40
	SUMAR DEEP	135.15	135.15
	SOUTH BUZDAR		0.00
	SOUTH BUZDAR DEEP	104.88	104.88
	SHEIKHANO	2.73	2.73
	SHEIKHANO DEEP		0.00
	SUTIARI DEEP	1451.37	1451.37
	SUHRAT	32.06	32.06
	TANDO GHULAM ALI	37.46	37.46
	TANGRI	2.67	2.67
	TANGRI DEEP	12.97	12.97
	TAJEDI	0.20	0.20
	THEBO	25.48	25.48
	THARO	203.31	203.31
	TURK	57.15	57.15
	TURK DEEP	139.87	139.87
	UMER	54.39	54.39
	USMAN	58.84	58.84
	WASAYO		0.00
	ZAUR	6.81	6.81
	ZAUR WEST	0.82	0.82
	ZAUR DEEP	3.17	3.17
	SUB TOTAL	15309.53	15309.53
ENI(PAK)	BHIT	4271.32	4271.32
	BADHRA	3149.78	3149.78
	KADANWARI	1506.41	1506.41
	SUB TOTAL	8927.51	8927.51
MPCL	KOONJ-1A	29.91	29.91
	SUJJAL	450.45	450.45
	SUJAWAL	321.95	321.95
	MARI	20078.41	20078.41
	SUB TOTAL	20880.72	20880.72
OGDCL	BOBI	170.55	170.55
	BALUCH	54.90	54.90
	CHAK 2	342.57	342.57
	CHAK 7A	19.69	19.69
	CHAK 63	105.87	105.87
	CHAK 63 SOUTH EAST	88.15	88.15
	CHAK 66NE	2.00	2.00
	HAKHEEM DAHO	102.07	102.07
	DACHRAPUR	229.94	229.94
	LALA JAMALI	40.25	40.25
	JAKHRO	18.99	18.99
	NUR BAGHLA	79.95	79.95
	NOORAI JAGIR	135.38	135.38
	NIM	23.98	23.98
	KUNNAR	378.34	378.34
	KUNNAR PASAKHI DEEP	3437.52	3437.52
	SARI HUNDI	29.07	29.07
	PAKHRO		0.00
	QADIRPUR	10966.18	10966.18
	PASAKHI	20.62	20.62
	MARU-RETI	385.16	385.16

Contd.

3.2 Production of Natural Gas

Unit:(MCF)			
Company	Field	Jul,16	Cumulative Total from July 2016
	SUB TOTAL	16631.18	16631.18
OMV	MIANO	2525.54	2525.54
	LATIF	2162.24	2162.24
	SAWAN	2255.60	2255.60
	TAJJAL	106.68	106.68
	SUB TOTAL	7050.06	7050.06
PPL	CHACHAR	94.00	94.00
	ADAM	94.00	94.00
	ADAM WEST	440.00	440.00
	KANDHKOT	5800.00	5800.00
	KINZA		0.00
	SHAHDAD	186.00	186.00
	SHARF		0.00
	MAZRANI	125.00	125.00
	SUB TOTAL	6739.00	6739.00
PEL	BADAR	481.01	481.01
	BLOCK-22	303.12	303.12
	SUB TOTAL	784.13	784.13
POGC	REHMAN	268.16	268.16
	SUB TOTAL	268.16	268.16
	SAQIB		0.00
OMV MAURICE	MEHAR	237.59	237.59
	SUB TOTAL	237.59	237.59
	TOTAL	80928.01	80928.01
KHYBER .P.K	CHANDA	87.04	87.04
OGDCL	NASHPA	2466.52	2466.52
	MELA	263.38	263.38
	SUB TOTAL	2816.94	2816.94
	MAKORI	27.65	27.65
MOL	MAKORI EAST	2537.08	2537.08
	MAMIKHEL	836.19	836.19
	MANZALAI	1296.86	1296.86
	MARAMZAI	3981.03	3981.03
	SUB TOTAL	8678.81	8678.81
	TOTAL	11495.75	11495.75
BALOCHISTAN	LOTI	885.57	885.57
OGDCL	PIRKOH	332.80	332.80
	UCH	12192.60	12192.60
	SUB TOTAL	13410.97	13410.97
MPCL	ZARGHUM SOUTH	299.54	299.54
	SUB TOTAL	299.54	299.54
PPL	SUI	13963.00	13963.00
	SUB TOTAL	13963.00	13963.00
	TOTAL	27673.51	27673.51
	GRAND TOTAL	124446.76	124446.76

3.3 Company wise Production of Crude Oil and Natural Gas July 2016

Name of Company	Crude Oil (US Barrel)	Number of Oil Fields	% Share in Total Production	Natural Gas (MCFt)	Number of Gas Fields	% Share in Total Production
OGDCL	1256441	39	49.76	34649.34	35	27.84
PPL	233282	7	9.24	22411	8	18.01
MPCL	94336	6	3.74	21249.93	6	17.08
BHP	19260	1	0.76	4100.13	1	3.29
UEPL	212065	66	8.40	15309.53	84	12.30
OMV	3149.11	2	0.12	7050.06	4	5.67
Eni(Pak)	9102.07	3	0.36	8927.51	3	7.17
OMV Maurice	13508	1	0.53	237.59	1	0.19
OPL	16918	3	0.67	191.76	2	0.15
POL	49924	8	1.98	301.69	6	0.24
Dewan	1944.24	1	0.08	287.12	1	0.23
MOL	615048.74	5	24.36	8678.81	5	6.97
POGC	-	-	-	268.16	1	0.22
PEL	-	-	-	784.13	2	0.63
Total	2524978.16	142	100	124446.76	159	100

3.4 Province wise Production of Crude Oil and Natural Gas July 2016

Province	Crude Oil (US Barrel)	Number of Oil Fields	% Share in Total Production	Natural Gas (MCFt)	Number of Gas Fields	% Share in Total Production
Punjab	536693	26	21.3	4349.5	23	3.5
Sindh	709248	105	28.1	80928.0	124	65.0
KPK	1277299	8	50.6	11495.8	8	9.2
Balochistan	1738	3	0.1	27673.5	5	22.2
Total	2524978	142	100.0	124446.76	160	100.0

Source: Directorate General of Petroleum concession
M/o. Petroleum & Natural Resources Islamabad.

3.5 Production of Crude Oil, Natural Gas and Electricity

Year / Month	Crude Oil (000 Barrels)	Natural Gas (MCFT)	Total (Elec. Gen. Mn.Kwh)	Hydel	Thermal	Renewable	Nuclear
2011-12	24573	1558960	67272	28431	53571	----	5270
2012-13	27841	1505839	86190	29687	51950	----	4553
2013-14	31585	1493686	101524	31698	64924	----	4902
2014-15	34490	1465758	100318	32286	62415	802**	5617
2015-16	31652	1481551	106658*	33890	68025	141	4602
2015 Jul	2730	129018	10996*	4497	5968	23	508
Aug	2561	129332	10664*	4353	6020	34	257
Sep	2602	124675	9932*	4112	5571	26	223
Oct	2724	124743	8287*	2467	5553	19	248
Nov	2699	122489	6696*	2266	4141	18	271
Dec	2789	126568	7358*	1755	5315	28	260
2016 Jan	2706	125672	7564*	837	6367	28	332
Feb	2532	113447	7134*	2166	4461	34	473
Mar	2677	119259	7487*	1815	5147	18	507
Apr	2555	119547	8842*	2350	5962	23	507
May	2575	124306	11201*	3550	7145	34	506
Jun	2500	122494	11872*	3721	7641	23	511
Jul	2525	124446.76	10645*	3938	6183	19	524

* = Provisional

** = Figure taken from Hydrocarbon Development Institute of Pakistan

Source i) Directorate General of Petroleum concession
M/O Petroleum & Natural Resources Islamabad
ii) Electricity Generating Establishments

3.6 Mineral Production

(Thousand Tonnes)

Year / Month	Arg Clay	Coal	Gypsum	Lime Stone	Marble	Rock Salt	Silica Sand	
2011-12	4562	3179	1260	35016	1751	2136	270	
2012-13	4513	2813	1250	38932	2360	2160	356	
2013-14	4935	3311	1322	36463	2591	2220	268	
2014-15	5097	3407	1417	39819	2462	2136	269	
2015-16	5327	3749	1872	48287	4748	3553	396	
2015	Jul	300	216	156	4202	190	307	20
	Aug	449	237	137	3189	318	309	35
	Sep	481	269	177	3836	295	304	32
	Oct	442	299	155	4011	292	278	37
	Nov	499	201	165	3809	397	295	34
	Dec	444	288	178	4418	394	263	36
2016	Jan	360	436	147	3864	500	303	32
	Feb	401	312	159	3974	582	328	36
	Mar	605	368	172	4705	474	307	30
	Apr	535	369	131	4582	460	245	28
	May	462	419	140	4205	499	323	44
	Jun	347	335	153	3386	346	292	31
	Jul*	380	209	160	3291	142	309	32

* = Provisional

3.6 Mineral Production

(Tonnes)

Year / Month	Barytes	Bauxite	Bentonite	Calcite	Chalk	China Clay	Copper Ore	Copper Blister	Chromite	Dolomite	Emerald (Unit: Gram)	Feldspar	Fire Clay	
2011-12	48510	30223	16520	170	2749	21555	-	17931	179203	198392	236	53235	408187	
2012-13	118471	25288	26077	550	810	22917	-	12285	136443	335819	695	38218	454645	
2013-14	132433	31156	40650	436	1005	16191	500	6538	83447	592918	906	81858	458037	
2014-15	204735	24689	22703	1694	515	18956	149	282161	100516	223117	2530	38568	405565	
2015-16	157858	57024	41506	1610	231	21683	0	2389	69333	716611	3105	316289	550977	
2015	Jul	1603	2350	2577	280	40	720	0	2389	4737	27452	125	12552	46039
	Aug	3665	3019	2461	56	60	3383	0	0	5127	27729	350	22459	53471
	Sep	1230	1076	2903	70	0	2077	0	0	6086	23641	227	19833	40893
	Oct	22529	1225	13862	42	0	1054	0	0	9632	37895	261	16955	37189
	Nov	16138	2713	1358	98	0	1527	0	0	10454	73280	322	17791	42638
	Dec	24942	7596	2531	112	81	1539	0	0	9440	29184	339	34637	37471
2016	Jan	28053	6062	2575	140	0	1886	0	0	3706	68075	320	34697	41447
	Feb	17263	4743	2299	154	0	1682	0	0	2761	90732	295	31891	34871
	Mar	16596	4741	2445	112	50	1545	0	0	4178	70301	217	26511	48568
	Apr	6567	8476	2409	168	0	1298	0	0	3764	84872	230	25393	61808
	May	10818	7664	3134	154	0	2397	0	0	4828	97741	196	41000	52362
	Jun	8454	7359	2282	224	0	2575	0	0	4400	26779	223	32570	53802
	Jul*	2939	9284	1946	84	0	3290	0	2389	5356	34872	0	10250	39176

* = Provisional

3.6 Mineral Production

													(Tonnes)	
Year	Month	Flourite	Fullers Earth	Iron ore	Laterite	Magnesite	Magnese	Ocher	Ord Sand/Bajri Sand	Ordinary Stone	Quartz crystal, (Quartz+Quartzite)	Soap Stone	Sulphur	
2011-12		6859	6906	384893	293625	5444	345	42107	-	6540	41355	55515	25560	
2012-13		13344	4259	408604	328067	6705	290	37769	2141	4890	67107	93214	20610	
2013-14		7500	6397	192749	380166	3770	3945	32634	3500	2895	92267	72234	35672	
2014-15		5917	8005	328915	392347	4611	4790	33909	2490	2155	38037	100724	19730	
2015-16		9494	13740	432156	715668	35228	70	68352	16068	630	90408	125330	14869	
2015	Jul	150	253	25846	27843	0	64	1906	0	250	3194	9682	1071	
	Aug	290	523	17416	66634	3914	112	3002	0	300	8336	8563	840	
	Sep	1180	2171	25757	49643	4955	0	4285	0	80	9183	9413	1100	
	Oct	1972	498	141766	61156	5275	0	10260	0	0	6931	9659	327	
	Nov	1032	1177	34923	51601	5629	0	7053	3205	0	2849	11361	623	
	Dec	830	656	37849	89473	3010	0	2709	3305	0	9405	13712	1532	
2016	Jan	1375	948	34660	84768	2672	0	2360	0	0	9029	12856	1555	
	Feb	1226	1433	40617	69148	1366	70	6827	0	0	8454	14020	1459	
	Mar	524	1811	36575	45229	2690	0	5854	0	0	8347	8349	1165	
	Apr	497	1345	41091	41184	2229	0	5626	0	0	9401	11634	1072	
	May	240	1394	40838	60733	1468	0	10313	4779	0	9665	11037	1754	
	Jun	178	1531	38460	67576	1844	0	8157	4779	0	5614	5044	2371	
	Jul*	85	1918	28824	81230	46	66	11005	3781	250	5543	7710	2311	

* = Provisional

Source: Provincial Directorates of Mines & Minerals Punjab, Sindh, KPK, Balochistan & FATA.

4. HEALTH

4.1(a) Monthly Immunization Coverage Number of doses administered (0-11 months)children during 2016

Month(s)	BCG	OPV-0	OPV-1	OPV-2	OPV-3	IPV
Jan	502176	421923	482507	444166	435668	318011
Feb	501766	413988	493864	461716	444755	325668
Mar	477669	395338	514010	483116	468293	135388
Apr	434759	345506	487500	469752	458076	383000
May	477845	383307	463197	454765	448184	384468
Jun	485199	406100	459171	437573	440649	323577
Jul	517983	417244	452952	420047	417139	139067
Aug						
Sep						
Oct						
Nov						
Dec						
Total	3397397	2783406	3353201	3171135	3112764	2009179

Contd.

4.1(a) Monthly Immunization Coverage
Number of doses administered (0-11 months)children during 2016

Month(s)	Pentava- lent-1	Pentava- lent-2	Pentava- lent-3	Pneumo-1	Pneumo-2	Pneumo-3	Measles-1
Jan	482382	446002	435745	479952	444436	433313	427483
Feb	495984	461544	444500	496368	460891	444380	427130
Mar	510722	483235	467957	512934	483067	468566	461428
Apr	486576	468801	457099	480384	469024	458212	478804
May	463155	454014	448476	458927	452398	447285	470102
Jun	453709	432442	434784	449504	430426	445263	455854
Jul	452709	419762	417886	452529	419182	415925	439865
Aug							
Sep							
Oct							
Nov							
Dec							
Total	3345237	3165800	3106447	3330598	3159424	3112944	3160666

Source : National Institute of Health, Islamabad.

**4.1(b) Monthly Immunization Coverage
Number of doses administered (12-23 Months) children during 2016**

Month	BCG	OPV-1	OPV-2	OPV-3	Pentava- lent-1	Pentava- lent-2	Pentava- lent-3	Pneumo-1	Pneumo-2	Pneumo- 3	Measles-2
Jan	291	21	24	35	21	24	35	3	0	0	350935
Feb	874	734	569	678	734	569	731	6	4	3	370272
Mar	96	1617	1133	1100	1596	1118	1088	2	2	2	402196
Apr	77	971	859	988	971	859	988	2	6	6	405756
May	32	927	748	747	927	748	747	0	2	6	334602
Jun	157	553	522	463	554	522	463	0	2	3	380459
Jul	182	984	522	376	981	522	376	42	4	0	355639
Aug											
Sep											
Oct											
Nov											
Dec											
Total	1709	5807	4377	4387	5784	4362	4428	55	20	20	2599859

BCG = Bacillus of Chalmette and Guerin
OPV = Oral Polio Vaccine

Source : National Institute of Health, Islamabad.

**4.1(c) Monthly Immunization Coverage
Number of TT doses administered to women during 2016**

MONTH	Pregnant Women					Childbearing age women				
	TT1	TT2	TT3	TT4	TT5	TT1	TT2	TT3	TT4	TT5
Jan	359337	308399	30488	8007	4193	17768	12649	8592	2335	1118
Feb	369976	309473	29053	7521	5152	30247	21205	13193	4435	1702
Mar	395273	332035	31001	8270	4688	20380	14121	9446	2959	1385
Apr	403705	331730	32830	8548	5244	21852	14759	10140	2754	1409
May	392876	337203	31296	9544	5226	13024	10499	4658	1792	1031
Jun	371455	327327	36481	8451	4411	9038	7233	3428	1477	875
Jul	362664	315602	32652	7639	4379	54270	39893	12650	3889	1898
Aug										
Sep										
Oct										
Nov										
Dec										
Total	2655286	2261769	223801	57980	33293	166579	120359	62107	19641	9418

TT = Tetanus Toxioid

Source : National Institute of Health, Islamabad.

4.2 Monthly Report on HIV Treatment Centres July, 2016

S. No	Centre Name	Male		Female		Children		Transgender		Total	Total on ART
		Total	On ART	Total	On ART	Total	On ART	Total	On ART		
Federal											
1	PIMS, Islamabad	2041	942	379	263	44	44	7	5	2471	1254
2	CMH, Rawalpindi	23	23	0	0	0	0	0	0	23	23
Punjab											
3	Mayo Hospital, Lahore	682	347	80	55	6	1	21	4	789	407
4	Services Hospital, Lahore	330	231	127	100	32	8	0	0	489	339
5	Peaditric Unit, Services Hospital, Lahore	0	0	0	0	262	162	0	0	262	162
6	Shaukat Khanum Hospital, Lahore	268	246	179	155	17	1	0	0	464	402
7	Jinnah Hospital, Lahore	1127	647	250	161	0	0	48	29	1425	837
8	DHQ Hospital, Sargodha	509	167	52	27	12	4	0	0	573	198
9	DHQ Hospital, D.G Khan	1530	1189	329	248	53	53	4	3	1916	1493
10	Allied Hospital, Faisalabad	1022	821	99	89	0	0	1	1	1122	911
11	Aziz Bhatti Hospital, Gujrat	671	438	313	230	0	0	0	0	984	668
Sindh											
12	Civil Hospital, Karachi	3623	1556	313	218	27	0	57	23	4020	1797
13	Peaditric Unit, Civil Hospital, Karachi	0	0	0	0	94	55	0	0	94	55
14	Indus Hospital, Karachi	453	250	98	56	0	0	7	5	558	311
15	Aga Khan Hospital, Karachi	0	0	0	0	44	34	0	0	44	34
16	Chanka Medical College Hospital, Larkana	975	748	219	186	16	4	29	23	1239	961
Khyber Pakhtunkhwa											
17	Hayatabad Medical Complex, Peshawar	1635	1181	505	388	82	41	4	4	2226	1614
18	KDA Hospital, Kohat	202	143	98	80	15	10	0	0	315	233
Balochistan											
19	Bolan Medical Complex, Quetta	299	189	64	49	9	11	3	0	375	249
20	ART Center, Turbat	164	78	25	18	8	3	0	0	197	99
Total		15554	9196	3130	2323	721	431	181	97	19586	12047

Source:- National Aids Control Programme, NIH, Islamabad.

4.3(a) Registered Veterinary Medical Practitioners with PVMC- 2016

RVMP Registration for the year of 2016	Male	Female	D.V.M	M.Sc	M.Phil	Ph.D	Total
Jan	58	10	68	Nil	Nil	Nil	68
Feb	98	10	107	Nil	Nil	1	108
Mar	100	10	110	Nil	Nil	Nil	110
Apr	30	3	32	1	Nil	Nil	33
May	61	5	66	Nil	Nil	Nil	66
Jun	34	2	36	Nil	Nil	Nil	36
Jul	10	2	12	Nil	Nil	Nil	12
Aug							
Sep							
Oct							
Nov							
Dec							
Total	391	42	431	1	Nil	1	433

Total RVMP Registered since 1st January 2016 to 30th June 2016=421
 Total RVMP Registered since 30th May 2000 to 30th June 2016= 10543

Source:- Pakistan Veterinary Medical Council, Islamabad.

4.3(b) Registered Animal Husbandry Graduate With PVMC- 2016

RVMP Registration for the year of 2016	Male	Female	B.Sc. (Hons) A.H	M.Sc.	Ph.D	Total
Jan	Nil	Nil	Nil	Nil	Nil	Nil
Feb	Nil	Nil	Nil	Nil	Nil	Nil
Mar	Nil	Nil	Nil	Nil	Nil	Nil
Apr	Nil	Nil	Nil	Nil	Nil	Nil
May	Nil	Nil	Nil	Nil	Nil	Nil
Jun	Nil	Nil	Nil	Nil	Nil	Nil
Jul	Nil	Nil	Nil	Nil	Nil	Nil
Aug						
Sep						
Oct						
Nov						
Dec						
Total	Nil	Nil	Nil	Nil	Nil	Nil

Total RAHG Registered since 1st January 2016 to 29th February 2016=Nil
 Total RAHG Registered since 30th May 2000 29th February 2016= 486

Source:- Pakistan Veterinary Medical Council, Islamabad.

4.4 Tuberculosis Report (FTI) (Apr-Jun, 2016)

Provinces/Regions	TB Cases NSS+	CDR SS+**	TB All Types			CDR Total	% Treatment Success Rate* (TSR)
			Male	Female	Total		
Punjab	23289	66	31472	30507	61979	93	NA
Sindh	8812	55	10149	9815	19964	66	NA
K.P.K	3912	43	6055	6484	12539	73	NA
Balochistan	1019	29	1198	1470	2668	40	NA
F.A.T.A	372	24	588	630	1218	41	NA
Gilgit Baltistan	86	19	336	486	822	94	NA
AJK	567	30	825	839	1664	46	NA
ICT	154	37	423	324	747	95	NA
Pakistan	38211	56	51046	50555	101601	79	NA

CDR : Case Deduction Rate
SS+ Sputum Smear Positive

Source: National TB Control Programme NIH, Islamabad.

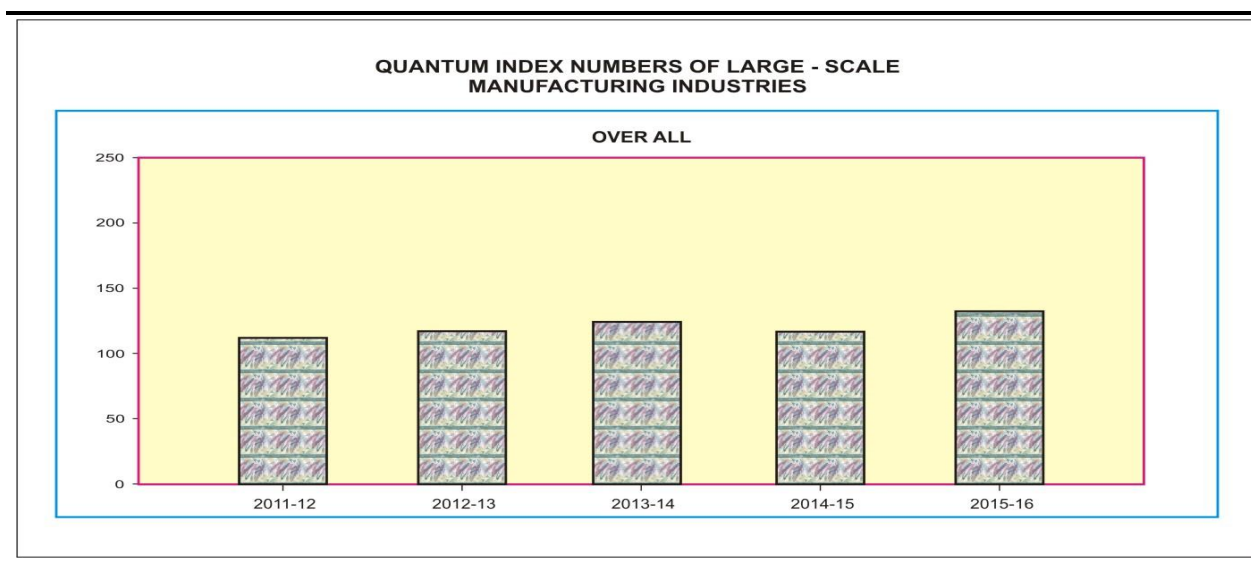
* Available One Year Lag

** Based on revised WHO estimates.

5. MANUFACTURING

5.1 Quantum Index Numbers of Large-Scale Manufacturing Industries

Year/month	Manufacturing (Over all)	Selected Items						
		Vegetable Ghee	Tea Blended	Cigarettes	Cotton Yarn	Cotton Cloth	Jute Goods	Paper & Board
(2005-06=100)								
2011-12	112.44	95.76	118.91	96.60	116.03	113.23	90.03	116.64
2012-13	117.35	98.88	141.83	105.05	120.16	113.86	98.39	135.35
2013-14	123.68	102.92	160.00	100.54	130.52	114.64	97.34	150.82
2014-15	117.04	102.75	184.39	97.71	131.94	114.73	90.32	150.24
2015-16	132.00	107.47	217.64	83.45	131.94	114.98	52.99	134.38
2015 Jul	115.73	105.14	185.89	61.44	133.73	115.55	60.46	88.85
Aug	123.88	108.31	207.58	100.75	133.58	115.51	81.67	148.32
Sep	122.35	104.36	200.28	83.35	133.92	115.38	67.23	136.55
Oct	124.32	109.49	213.53	75.23	134.15	115.44	70.53	147.61
Nov	123.69	105.39	232.75	72.93	133.89	114.85	69.39	127.76
Dec	140.65	109.28	237.15	69.36	133.92	114.98	61.24	112.40
2016 Jan	153.45	110.29	243.23	116.75	133.99	115.05	44.85	146.61
Feb	145.03	106.45	231.23	109.34	132.50	114.32	35.19	152.12
Mar	156.38	109.50	229.09	113.34	133.21	114.85	30.79	147.92
Apr	130.00	107.66	204.66	124.98	133.89	114.58	39.79	144.43
May	125.89	106.05	207.51	68.37	134.11	115.05	38.44	120.22
Jun	122.59	107.70	201.02	5.54	133.92	114.18	36.31	139.72
Jul	118.97	103.48	220.28	33.17	134.12	115.58	30.77	118.30



Contd.

5.1 Quantum Index Numbers of Large-Scale Manufacturing Industries

Year/month	Selected Items					
	Cement	Auto Mobile	Fertilizers			
			Nit Fertilizer	Phos Fertilizer	Total	
(2005-2006=100)						
2011-12	159.22	107.31	93.91	121.21	96.37	
2012-13	167.29	93.54	88.40	133.94	92.49	
2013-14	169.24	91.15	104.81	137.52	107.75	
2014-15	173.37	112.59	108.90	150.60	112.66	
2015-16	190.92	130.74	125.14	159.37	128.22	
2015	Jul	136.91	114.69	128.20	173.22	132.25
	Aug	177.44	141.81	123.63	182.68	128.95
	Sep	183.58	127.46	120.87	169.45	125.24
	Oct	171.82	133.84	133.38	179.99	137.57
	Nov	204.40	134.00	125.39	162.70	128.75
	Dec	202.78	126.98	125.59	170.03	129.59
2016	Jan	191.86	143.11	118.53	99.45	116.81
	Feb	195.09	113.47	118.95	153.51	122.06
	Mar	211.05	133.79	128.32	154.88	130.71
	Apr	210.67	138.47	127.71	154.41	130.11
	May	212.09	139.20	119.95	159.46	123.51
	Jun	193.34	122.65	131.13	152.66	133.06
	Jul	153.85	115.72	131.54	153.47	133.52

Source:- Ministry of industries.

Source: (i) Provincial Bureaus of Statistics
(ii) M/o. Industries & Production

5.2 Production of Manufacturing Items

Year / Month	Vegetable Ghee (i)		Sugar (i)		Tea Blended (ii)		
	No. of reporting factories	Production (Tonnes)	No. of reporting factories	Production (Tonnes)	No. of reporting factories	Production (Tonnes)	
2011-12	87	1102861	78	4634093	5	75628	
2012-13	87	1138754	78	5073501	5	90201	
2014-15	87	1184760	84	5149776	10	117270	
2013-14	87	1185215	78	5582353	5	101758	
2014-15	87	1184760	78	5149776	5	117270	
2015-16	87	1237655	78	5114899	5	138422	
2015	Jul	94	100903	84	0	10	9852
	Aug	94	103947	84	0	10	11002
	Sep	94	100153	84	0	10	10615
	Oct	94	105079	84	0	10	12271
	Nov	94	101141	84	8148	10	12326
	Dec	94	104879	84	916583	10	12569
2016	Jan	94	105848	84	1441722	10	12891
	Feb	94	102164	84	1157607	10	12255
	Mar	94	105083	84	1425593	10	12142
	Apr	94	103322	84	132455	10	10847
	May	94	101777	84	32791	10	10998
	Jun	94	101359	84	0	10	10654
	Jul	94	99307	84	0	10	11675

Contd.

5.2 Production of Manufacturing Items

Year/month	Beverages (i)		Cigarettes (ii)		
	No. of reporting factories	Production (000 litres)	No. of reporting factories	Production (Million Nos.)	
2010-11	53	1491978	14	65403	
2012-13	53	2078683	14	67377	
2013-14	53	2551646	14	64482	
2014-15	48	2955748	7	62667	
2015-16	48	2790576	7	53522	
2015	Jul	48	338848	7	3284
	Aug	48	289213	7	5385
	Sep	48	297891	7	4455
	Oct	48	269117	7	4021
	Nov	48	184941	7	3898
	Dec	48	159004	7	3707
2016	Jan	48	163224	7	6240
	Feb	48	208576	7	5844
	Mar	48	262459	7	6058
	Apr	48	307707	7	6680
	May	48	338240	7	3654
	Jun	48	3326184	7	296
	Jul	48	365984	7	1773

* In the new base 2005-06 Beverages has been replaced by soft drinks, juices, syrups and squashes and liquors.

Source: (i) Provincial Bureaus of Statistics
(ii) M/o. Industries & Production

Contd.

5.2 Production of Manufacturing Items

Year/Month	No. of reporting factories	Cotton Textiles (Mills sector)												
		Capacity installed			Capacity worked			Spindle hours worked (Mn. No.)	Looms hours worked (Mn.No.)	Rotors hours worked (Mn.No.)	Consumption of Raw Cotton (Tonnes)	Total Yarn Production (Tonnes)	Surplus Yarn (Tonnes)	Total Production of Cloth(000) (Sq.m)
		No. of Spindles (000)	No. of Looms (000)	No. of Rotors (000)	No. of Spindles (000)	No. of Looms (000)	No. of Rotors (000)							
2011-12	433	11762392	7170	196514	10660925	4900	138775	6401.01	2	40	2964350	2954630	2857.29	1023350
2012-13	447	11945958	7723	213892	10871886	4899	150034	6425.1	2	41	-	3059976	2960.87	1029090
2013-14	411	13184340	7934	185387	10998890	5890	125420	6601.98	2	41	-	3323655	3222.13	1036100
2014-15	411	13184340	7934	185387	11057945	5234	113323	6559.47	2	41	-	3359978	3358.35	1036950
2015-16	411	13409420	8188	187259	11263025	5488	115041	6266	2	46	-	3397339	3301.64	1039183
2015 Jul	411	13184340	7934	185387	9896753	4840	102256	6383	2	40	-	283780	275.1	87033
Aug	411	13184340	7934	185387	9897873	4785	103179	6384	2	41	-	283479	274.79	87000
Sep	411	13184340	7934	185387	9893706	4755	104647	6381	2	41	-	284185	275.5	86900
Oct	411	13184340	7934	185387	10001567	4826	108009	6451	2	41	-	284685	276	86950
Nov	411	13184340	7934	185387	10085159	4910	108230	6504	2	41	-	284135	275.45	86500
Dec	411	13184340	7934	185387	10169735	4940	108221	6559	2	41	-	284185	275.5	86600
2016 Jan	411	13184340	7934	185387	10171194	4914	106054	6560	2	40	-	284335	275.65	86650
Feb	411	13184340	7934	185387	10185399	4905	106493	6569	2	40	-	281185	272.5	86100
Mar	411	13184340	7934	185387	10232372	5143	109180	6599	2	41	-	282685	274	86500
Apr	411	13184340	7934	185387	10521694	5248	111522	6786	2	42	-	284135	275	86300
May	411	13409420	8188	187259	10673326	5421	113645	5627	2	45	-	284585	275	86650
Jun	411	13409420	8188	187259	11263025	5488	115041	6266	2	46	-	284185	276	86000
Jul	411	13409420	8188	187259	11263025	5488	115041	6266	2	46	-	284623	276	87050

Source: Textile Commissioner Organization Karachi

Contd.

5.2 Production of Manufacturing Items

Year / Month	Cotton Cloth (Mills Sector) (Thousand square metres)															Grand Total
	Fine					Medium					Coarse					
	Grey	Blea-ched	Dyed & Printed	Blen- ded	Total	Grey	Blea-ched	Dyed & Printed	Blend- ed	Total	Grey	Blea-ched	Dyed & Printed	Blend- ed	Total	
2011-12	332778	34566	80544	43324	491212	115062	51629	180058	4842	351591	116798	21582	37534	5542	181456	1024259
2012-13	330442	41820	85695	40890	498847	119658	53870	173116	4551	351195	115010	34699	23524	5815	179048	1029090
2013-14	331866	42582	88206	41322	503976	122718	55810	172038	6834	357400	116574	30150	18442	9558	174724	1036100
2014-15	331986	42702	88326	41442	504456	122838	55834	172146	7266	358084	116706	29154	18058	10492	174410	1036950
2015-16	330299	42661	89152	39786	501898	119252	53055	169712	6827	348846	119286	33650	22722	12781	188439	1039183
2015 Jul	27717	3610	7412	3505	42244	10288	4708	14392	657	30045	9777	2482	1556	929	14744	87033
Aug	27714	3607	7409	3502	42232	10285	4705	14389	654	30033	9774	2479	1556	926	14735	87000
Sep	27706	3599	7401	3494	42200	10277	4697	14381	646	33301	9766	2471	1548	922	14707	86908
Oct	27710	3603	7405	3498	42216	10285	4701	14385	650	30021	9770	2475	1552	926	14723	86960
Nov	27672	3565	7367	3460	42064	10247	4663	14347	612	29869	9732	2433	1514	888	14567	86500
Dec	27678	3577	7379	3472	42106	10262	4669	14353	618	29902	9739	2439	1520	894	14592	86600
2016 Jan	27681	3580	7382	3475	42118	10265	4672	14356	621	29914	9752	2442	1523	901	14618	86650
Feb	27634	3533	7335	3428	41930	10218	4625	14309	574	29726	9705	2409	1476	854	14444	86100
Mar	27734	3613	7369	3480	42196	10263	4647	14351	596	29857	9715	2419	1486	827	14447	86500
Apr	27751	3596	7352	3463	42162	10246	4625	14328	579	29778	9698	2397	1465	800	14360	86300
May	27785	3603	7386	3482	42256	10278	4669	14345	589	29881	9725	2431	1506	851	14513	86650
Jun	27718	3556	7294	3440	42008	10181	4618	14280	557	29636	9668	2404	1465	819	14356	86000
Jul	27885	3598	7392	3494	42369	10299	4666	14482	620	30067	9761	2444	1517	892	14614	87050

Source: Textile Commissioner's Organization, Karachi.

Contd.

5.2 Production of Manufacturing Items

Year / month	No. of reporting factories	Jute Textiles								
		Capacity installed		Capacity worked		Production (Tonnes)				Raw Jute consumed (Bales)
		No. of Spindles	No. of Looms	No. of Spindles	No. of Looms	Total	Hessian	Sacking	Others	
2011-12	8	36172	1851	25085	972	94087	15960	67138	10989	44661
2012-13	10	36392	1755	23759	974	102820	12748	77188	12884	57118
2013-14	10	24200	1091	20185	880	101722	15142	71339	15241	41582
2014-15	10	24544	1092	20607	847	94392	13126	64840	16426	40107
2015-16	10	24272	1134	8186	569	55377	13473	30027	11877	33205
2015 Jul	10	24472	1091	21401	965	5265	1051	3356	858	32743
Aug	10	24272	1108	21535	866	7112	1408	4509	1195	32676
Sep	10	24272	1108	22661	892	5855	1073	3713	1069	32676
Oct	10	24272	1108	20521	800	6142	1285	3331	1526	37681
Nov	10	24272	1108	20205	799	6043	1248	3296	1499	37185
Dec	10	24272	1134	20202	816	5333	1383	2829	1121	37158
2016 Jan	10	24272	1134	19699	825	3906	1381	1646	879	24946
Feb	10	24272	1134	12440	601	3065	1162	1351	552	16715
Mar	10	24272	1134	12976	568	2681	981	1064	636	36087
Apr	10	24272	1134	7415	534	3465	760	1535	1170	35243
May	10	24272	1134	7564	523	3348	770	1858	720	38267
Jun	10	24272	1134	8186	569	3162	971	1539	652	33205
Jul	10	24272	1134	7871	520	2680	771	1354	555	41224

Source: Pakistan Jute Mills Association, Lahore.

Contd.

5.2 Production of Manufacturing Items

Year/month	Paper		Paper Board		
	No. of reporting factories	Production (Tonnes)	No. of reporting factories	Production (Tonnes)	
2011-12	19	246342	12	283025	
2012-13	19	232361	12	381938	
2013-14	19	218655	12	465845	
2014-15	36	203994	21	415657	
2015-16	36	232982	21	376874	
2015	Jul	36	13993	21	19612
	Aug	36	22269	21	33826
	Sep	36	19002	21	32642
	Oct	36	21161	21	34667
	Nov	36	17462	21	30859
	Dec	36	19698	21	22811
2016	Jan	36	18074	21	37374
	Feb	36	22046	21	35486
	Mar	36	19361	21	36581
	Apr	36	22019	21	32605
	May	36	18120	21	27346
	Jun	36	19777	21	33065
	Jul	36	16203	21	28539

5.2 Production of Manufacturing Items

Year / month	Chemicals (Tonnes)					
	No. of reporting factories	Soda Ash (i)	Caustic Soda (i)	Sulphuric Acid (ii)	Chlorine Gas (ii)	
2011-12	2	370743	179097	100403	15770	
2012-13	2	366238	182869	89431	15495	
2013-14	2	409148	167465	85348	14960	
2014-15	2	437106	183952	70229	17355	
2015-16	2	469507	225250	75031	16560	
2015	Jul	2	38794	21353	4953	1289
	Aug	2	36553	20356	10680	1381
	Sep	2	37488	18968	11726	1402
	Oct	2	39541	17631	6004	1427
	Nov	2	40898	18118	6117	1421
	Dec	2	42260	14014	5767	1418
2016	Jan	2	40618	16390	4982	1364
	Feb	2	31354	15248	4728	1350
	Mar	2	38098	19890	5059	1338
	Apr	2	40742	21044	5092	1216
	May	2	41927	22988	5006	1464
	Jun	2	40234	19250	4917	1490
	Jul	2	38962	16490	4381	1287

5.2 Production of Manufacturing Items

Year/ month	Chemical Fertilizers (Tonnes) (i)						Paints & Varnishes Solid(ii)		Paints & Varnishes Liquid (ii)	
	No. of reporting factories	Urea	Super Phosphate	Ammonium Nitrate	Nitro Phosphate	DI.Amm. Phosphate	No. of reporting factories	Production (Tonnes)	No. of reporting factories	Production (000 Ltrs.)
2011-12	11	4470662	114727	432290	337624	622649	-	23026	-	38371
2012-13	11	4215088	79304	401270	291922	729917	22	28048	20	40528
2013-14	11	4930283	87754	519104	447168	693142	22	37236	20	43077
2014-15	11	5073083	63583	569182	501901	754853	22	48631	20	54028
2015-16	11	5846881	69484	647351	594633	787578	22	53531	20	56446
2015 Jul	14	496092	4792	55730	56682	71024	22	4505	20	4606
Aug	14	467534	5322	62107	65076	72436	22	4526	20	4817
Sep	14	461709	7819	58728	59165	67549	22	4527	20	4747
Oct	14	506885	7281	66803	61677	69942	22	4323	20	4847
Nov	14	498904	7712	45114	33691	71054	22	4628	20	4851
Dec	14	469338	3218	72452	65810	65323	22	4055	20	4750
2016 Jan	14	444915	2928	70534	60717	30048	22	4510	20	4926
Feb	14	457990	9504	58519	49746	61555	22	4264	20	4759
Mar	14	516554	0	41068	36929	70855	22	4117	20	4497
Apr	14	515892	7192	38269	34901	68811	22	4572	20	4729
May	14	482567	7675	38834	36080	72143	22	4750	20	4495
Jun	14	528501	6041	39193	34159	66838	22	4862	20	4480
Jul	14	528371	5438	41867	37724	67320	22	4149	20	4282

Source: (i) Provincial Bureau of Statistics.
(ii) M/o. Industries & Production.

Contd.

5.2 Production of Manufacturing Items

Year/Month	No. of Reporting Refineries	Petroleum Products (000 Ltrs.)											
		Jet Fuel	Kerosene	Motor Spirit	High Speed Diesel	Diesel Oil N.O.S.	Furnace Oil	Lubricating Oil	Jute Batching Oil	Solvent-Neptha	L.P.G.	Petroleum Products N.O.S.	Total Petroleum Products
2011-12	4	890346	156877	1687118	3828574	30230	2282991	234177	3526	923630	341611	264025	10643104
2012-13	4	936028	179871	2056737	4583975	40041	2777820	224823	3489	898671	420457	272492	12394404
2013-14	4	995514	175699	2171499	5088237	60893	3041178	224608	2789	1008195	380597	279584	13428792
2014-15	4	1032079	218450	2195500	5327291	56827	3121192	209475	2666	1382571	382403	296135	1422589
2015-16	4	1080694	183786	2215728	5235662	34949	3079585	233192	1758	1242104	441357	410817	14159638
2015 Jul	4	79807	23758	189988	461112	6744	271578	20683	125	108261	28356	23816	1214228
Aug	4	89442	23341	194340	451601	3959	262688	17677	266	114278	33458	36078	1227127
Sep	4	92197	13729	201743	484759	2673	284669	18455	124	107141	36241	40783	1282515
Oct	4	88841	9855	198946	454435	3628	304349	20081	219	105934	34386	37307	1257982
Nov	4	88147	12836	193232	433872	3036	249841	20455	123	97235	35582	36623	1172804
Dec	4	99518	16616	194290	464865	2717	288771	19738	163	103605	43794	34505	1268583
2016 Jan	4	89930	13699	151133	388182	3108	262127	21000	82	99283	38599	27148	1094291
Feb	4	87751	11947	162245	404480	1974	242229	19556	230	99512	38614	33319	1101856
Mar	4	101968	11544	179163	411239	2632	238961	17652	0	108985	40188	31282	1143615
Apr	4	96042	14523	177547	416174	990	214954	17459	191	105466	38208	34914	1116469
May	4	70225	14895	177155	396598	1566	220148	21426	169	48452	34581	39375	1060590
Jun	4	96825	15220	195946	468346	1923	239270	19011	67	107952	39350	35668	1219578
Jul	4	95771	8879	206863	466087	1520	290128	18784	134	88902	32079	22568	1231715

Source:- Oil Companies Advisory Committee.

Contd.

5.2 Production of Manufacturing Items

Year/month	Manufacture/Assembly of Automobiles (Nos.) (i)							Bicycles (ii)		
	Cars	Jeeps (4x4)	Light commercial vehicles	Trucks	Buses	Motor Cycles	Tractors	No. of reporting factories	Production (Nos.)	
2011-12	154255	451	20929	2597	568	1649532	48152	5	262096	
2012-13	120332	1475	14517	1923	522	1675071	50871	5	232979	
2013-14	116281	1217	17477	2674	559	1728137	34524	5	203669	
2014-15	152524	1109	28189	4039	575	1777251	48883	3	210931	
2015-16	179944	773	35836	5666	1070	2071123	34914	3	198736	
2015	Jul	12994	82	3070	323	62	155325	2721	3	15464
	Aug	16802	130	3840	426	94	178748	2573	3	16020
	Sep	15337	75	3568	378	66	163144	2022	3	15419
	Oct	15615	54	3587	353	109	173803	2418	3	16002
	Nov	15879	69	3780	399	94	165881	2517	3	17039
	Dec	15887	44	3578	447	74	157921	813	3	16859
2016	Jan	17333	73	4313	505	70	183060	1418	3	16466
	Feb	11908	53	1722	583	95	163919	3124	3	16816
	Mar	15312	41	2071	526	82	175384	4336	3	17075
	Apr	15464	50	1989	538	120	181225	4673	3	16746
	May	15135	26	2114	587	128	184888	4735	3	17200
	Jun	12278	76	2204	601	76	187825	3564	3	17630
	Jul	12491	59	1990	512	115	169879	2067	3	14467

Source:- (i) Provincial Bureau of Statistics
(ii) M/o. Industries & Production

Contd.

5.2 Production of Manufacturing Items

Year/month	Steel Products (Tonnes) (i)						
	Coke	Pig iron	Billets	H.R. sheets/ strips/plates/ coils	C.R. sheets/ strips/plates/ coils	Galvanized sheets	
2011-12	192876	249135	1616403	180087	25910	0	
2012-13	203359	201489	1638501	136823	14885	0	
2013-14	31924	89433	2128300	57114	4131	0	
2014-15	275777	265478	2730992	127028	2848	0	
2015-16	57394	1509	3183258	0	0	0	
2015	Jul	22646	1509	204258	0	0	0
	Aug	13351	0	250000	0	0	0
	Sep	10028	0	230000	0	0	0
	Oct	11369	0	236000	0	0	0
	Nov	0	0	260000	0	0	0
	Dec	0	0	255000	0	0	0
2016	Jan	0	0	250000	0	0	0
	Feb	0	0	382000	0	0	0
	Mar	0	0	349000	0	0	0
	Apr	0	0	257000	0	0	0
	May	0	0	260000	0	0	0
	Jun	0	0	250000	0	0	0
	Jul	0	0	273000	0	0	0

5.2 Production of Manufacturing Items

Year/Month	Cycle Tyres (i)		Cycle Tubes (i)		Motor tyres (i)		Motor tubes (i)		Cement (ii)		
	No. of reporting factories	Production (000 Nos.)	No. of reporting factories	Production (000 Nos.)	No. of reporting factories	Production (000 Nos.)	No. of reporting factories	Production (000 Nos.)	No. of reporting factories	Production (000 MT)	
2011-12	10	3431	10	6846	8	7011	8	20338	23	29557	
2012-13	10	3429	10	7746	8	7864	8	20269	23	31055	
2013-14	10	4038	10	8061	8	8802	8	20825	23	31418	
2014-15	10	4633	10	8391	8	9058	8	22001	23	32185	
2015-16	10	4233	10	7282	8	9724	8	24528	23	35442	
2015	Jul	10	328	10	549	8	772	8	2069	23	2118
	Aug	10	338	10	553	8	862	8	2119	23	2745
	Sep	10	338	10	573	8	856	8	2117	23	2840
	Oct	10	381	10	633	8	786	8	1985	23	2658
	Nov	10	378	10	630	8	807	8	2016	23	3104
	Dec	10	369	10	619	8	800	8	2014	23	3137
2016	Jan	10	372	10	630	8	812	8	2014	23	2968
	Feb	10	362	10	638	8	797	8	2016	23	3018
	Mar	10	347	10	638	8	799	8	2016	23	3265
	Apr	10	342	10	621	8	802	8	2015	23	3259
	May	10	330	10	609	8	831	8	2037	23	3281
	Jun	10	348	10	589	8	801	8	2111	23	2991
	Jul	10	315	10	562	8	821	8	2065	23	2380

Source:(i) Provincial Bureaus^s of Statistics.
(ii) M/o. Industries & Production.

Contd.

5.2 Production of Manufacturing Items

Year/month	No. of Reporting Factories	Electric Bulbs (iii) Production (000 Nos.)	No. of Reporting Factories	Electric Tubes (iii) Production (000 Metres)	
2011-12	6	78981	2	1266	
2012-13	6	79743	0	0	
2013-14	6	75106	0	0	
2014-15	7	64623	0	0	
2015-16	7	68635	0	0	
2015	Jul	7	4580	0	0
	Aug	7	4823	0	0
	Sep	7	4646	0	0
	Oct	7	4498	0	0
	Nov	7	5257	0	0
	Dec	7	4673	0	0
2016	Jan	7	4575	0	0
	Feb	7	6055	0	0
	Mar	7	5361	0	0
	Apr	7	5341	0	0
	May	7	9563	0	0
	Jun	7	9263	0	0
	Jul	7	9161	0	6574

Source: Provincial Bureaus of Statistics.

Contd.

5.2 Production of Manufacturing Items

Year/Month		Sewing Machines		Electric Motors		Electric Transformers		T.V. Sets	
		No. of reporting factories	Production (Nos.)	No. of reporting factories	Production (Nos.)	No. of reporting factories	Production (Nos.)	No. of reporting factories	Production (Nos.)
2011-12		8	39603	19	9126	7	23683	9	268801
2012-13		8	32876	19	7539	7	26411	9	462938
2013-14		8	19834	19	9906	7	12175	9	42600
2014-15		8	19272	19	9013	7	24993	9	428164
2015-16		8	13465	19	7377	7	31628	9	453205
2015	Jul	8	2269	19	695	7	2333	9	35062
	Aug	8	1279	19	737	7	1937	9	37261
	Sep	8	1098	19	485	7	2254	9	31905
	Oct	8	1379	19	665	7	2199	9	31754
	Nov	8	1313	19	705	7	2302	9	41137
	Dec	8	1575	19	676	7	3369	9	37852
2016	Jan	8	690	19	518	7	1842	9	41407
	Feb	8	638	19	592	7	2581	9	40074
	Mar	8	738	19	607	7	3244	9	39784
	Apr	8	646	19	559	7	3334	9	38770
	May	8	960	19	578	7	3276	9	40392
	Jun	8	880	19	560	7	2957	9	37807
	Jul	8	873	19	640	7	2947	9	34466

Source: Provincial Bureaus of Statistics.

6. MONEY & CREDIT

6.1 Reserve Money

(Million Rupees)

Components	2011-12	2012-13	2013-14	2014-15	2015-16
A. Currency in Circulation	1673746	1,939,267	2177873	2554749	3333784
B. Cash in Tills	110055	110,867	139490	160299	229331
C. Other Deposits with SBP	8899	10,523	13147	15153	18756
D. Bank Deposits	396172	475,648	530746	413234	391760
Reserve Money (A+B+C+D)	2188872	2,536,305	2861256	3143436	3973631
Factor affecting Reserve Money (RM)					
A. Government Sector(1+2)	1727905	2235863	2432250	1958090	1430400
1. Budgetary Borrowings	1706008	2,212,823	2409794	1935691	1442243
2. Others	21897	23,040	22456	22399	-11843
B. Non-Govt. Sector (1+2+3)	284061	295,111	494563	397849	402348
1. Claims on Scheduled Banks (a+b+c+d+e)					
a. Agriculture Sector	288789	300,649	500041	403671	407364
b. Industrial Sector	52131	52,278	51923	52026	51758
c. Export Sector	42336	41,057	42833	39405	42321
d. Housing Sector	164768	177,756	160553	193124	204617
e. Others	--	--	--	--	--
	29554	29,557	244731	119116	108668
2. Claims on NBFIs	19187	18,537	18597	18252	19228
3. Special a/c debt Repayment	-23915	-24,075	-24075	-24075	-24244
C. Other Items (Net)	-211666	-128,620	-555023	58546	1107867
D. Net Domestic Assets (A+B+C)	1800300	2,402,354	2371790	2414485	2940615
E. Net Foreign Assets	388572	133,951	489467	728951	1033016
F. Reserve Money (D+E)	2188872	2,536,305	2861256	3143436	3973631

Contd.

6.1 Reserve Money

(Million Rupees)

Components	2015			
	Jul.	Aug.	Sep.	Oct.
A. Currency in Circulation	2728926	2702297	2970420	2864132
B. Cash in Tills	166501	145992	164913	153566
C. Other Deposits with SBP1	13673	13696	13594	13567
D. Bank Deposits	533083	530203	335204	531694
Reserve Money (A+B+C+D)	3442183	3392188	3484130	3562658
Factor Affecting Reserve Money (RM)				
A. Government Sector(1+2)	2014613	1779814	1610543	1614683
1. Budgetary Borrowings	2027843	1793385	1622508	1626689
2. Others	-13230	-13571	-11965	-12006
B. Non-Govt. Sector (1+2+3)	391103	370347	380338	391345
1. Claims on Scheduled Banks(a+b+c+d+e)	397372	376689	386733	397821
a. Agriculture Sector	52077	52073	52030	51968
b. Industrial Sector	35889	34658	37137	36614
c. Export Sector	193168	173661	184426	196039
d. Housing Sector	--	--	--	--
e. Others	116238	116296	113140	113200
2. Claims on NBFIs	17887	17902	17848	17768
3. Special a/c debt Repayment	-24156	-24244	-24244	-24244
C. Other Items (Net)	283461	491000	619963	715348
D. Net Domestic Assets (A+B+C)	2689177	2641161	2610844	2721376
E. Net Foreign Assets	753006	751027	873286	841282
F. Reserve Money (D+E)	3442183	3392188	3484130	3562658

Contd.

6.1 Reserve Money

(Million Rupees)

Components	2015		2016	
	Nov.	Dec.	Jan.	Feb.
A. Currency in Circulation	2888151	2880189	2943698	2987770
B. Cash in Tills	153860	162846	157535	162250
C. Other Deposits with SBP1	13615	14543	15850	15801
D. Bank Deposits	526649	418754	525910	578729
Reserve Money (A+B+C+D)	3582275	3476332	3642994	3744550
Factor Affecting Reserve Money (RM)				
A. Government Sector(1+2)	1593800	1480722	1557573	1452595
1. Budgetary Borrowings	1605888	1492849	1568140	1462767
2. Others	-12088	-12127	-10567	-10171
B. Non-Govt. Sector (1+2+3)	391705	415632	419841	423351
1. Claims on Scheduled Banks(a+b+c+d+e)	397945	421729	426055	429415
a. Agriculture Sector	51965	51928	51832	51821
b. Industrial Sector	38053	37817	37551	37984
c. Export Sector	210062	229446	234133	224067
d. Housing Sector	--	--	--	--
e. Others	97865	102539	102539	115544
2. Claims on NBFIs	18005	18147	182029	18180
3. Special a/c debt Repayment	-24244	-24244	-274244	-274244
C. Other Items (Net)	752698	677884	799533	1004857
D. Net Domestic Assets (A+B+C)	2738204	2574238	2776948	2880803
E. Net Foreign Assets	844072	902094	866046	863747
F. Reserve Money (D+E)	3582275	3476332	3642994	3744550

Contd.

6.1 Reserve Money

(Million Rupees)

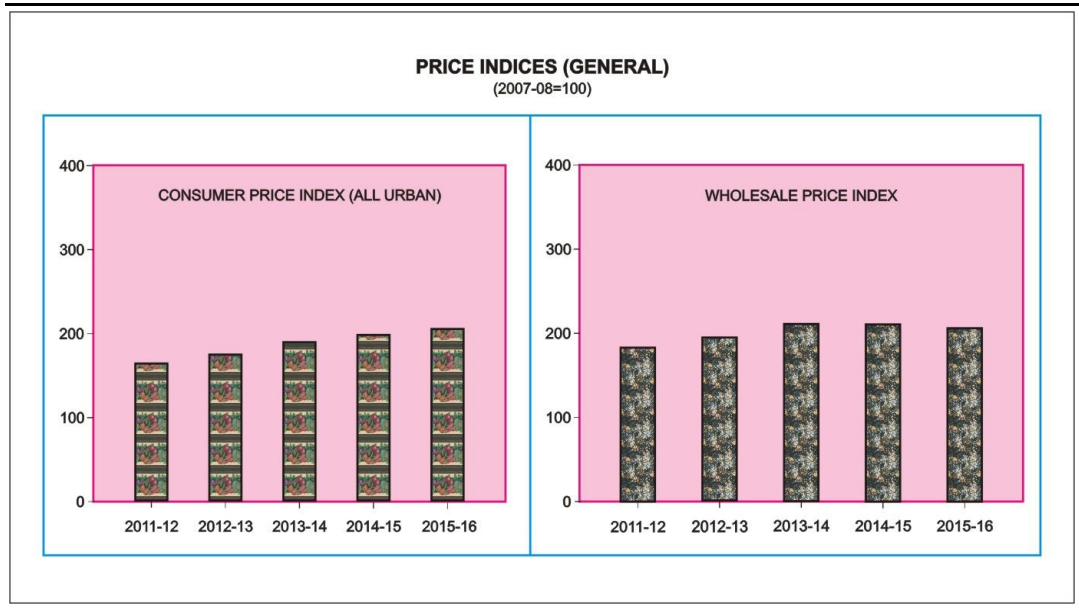
Components	2016				
	Mar.	Apr.	May	Jun. (r)	Jul. (p)
A. Currency in Circulation	3012821	3026690	3151855	3333784	3289255
B. Cash in Tills	163791	157318	160532	229331	178536
C. Other Deposits with SBP1	15766	20138	18730	18756	19181
D. Bank Deposits	383274	573553	573782	391760	640208
Reserve Money (A+B+C+D)	3575652	3777700	3904898	3973631	4127180
Factor Affecting Reserve Money (RM)					
A. Government Sector(1+2)	1384120	1780151	1548678	1430400	2198776
1. Budgetary Borrowings	1394284	1790483	1559032	1442243	2212879
2. Others	-10164	-10331	-10353	-11843	-14103
B. Non-Govt. Sector (1+2+3)	417427	416472	403183	402348	407094
1. Claims on Scheduled Banks(a+b+c+d+e)	422804	422053	408502	407364	411360
a. Agriculture Sector	51787	51748	51748	51758	51646
b. Industrial Sector	40086	39801	40756	42321	44685
c. Export Sector	219107	218642	204099	204617	206361
d. Housing Sector	--	--	--	--	--
e. Others	111824	111862	111899	108668	108668
2. Claims on NBFIs	18867	18663	18925	19228	19978
3. Special a/c debt Repayment	-24244	-24244	-24244	-24244	-24244
C. Other Items (Net)	910268	745417	1019917	1107867	494491
D. Net Domestic Assets (A+B+C)	2711814	2942041	2971779	2940615	3100361
E. Net Foreign Assets	863838	835659	933119	1033016	1026819
F. Reserve Money (D+E)	3575652	3777700	3904898	3973631	4127180

Note: 1) Excluding IMP A/c Nos. 1,2 & SAF A/c loan, counterpart funds and deposits of foreign, government, Central Bank, international organizations and deposit money banks
2) Source agency has made some changes in table Monetary Statistics and renamed as Reserve Money
3) P = Provisional
4) r = revised

7. PRICE

7.1 Price Indices (General) with Percentage Change

Year / month	Consumer price index (all urban)		Wholesale Price Index	
	index	Annual/monthly rate of change (%)	index	Annual/monthly rate of change (%)
(2007-08 = 100)				
2011-12	162.57	11.01	181.29	10.42
2012-13	174.53	7.36	194.61	7.35
2013-14	189.58	8.62	210.48	8.15
2014-15	198.16	4.53	209.85	-0.30
2015-16	203.82	0.28	207.26	-0.20
2015 Jul	201.76	0.43	209.53	-0.40
Aug	202.25	0.68	208.42	-0.93
Sep	202.04	-0.10	207.60	-0.46
Oct	203.03	0.49	208.69	0.53
Nov	204.22	0.59	204.22	-2.14
Dec	203.06	-0.60	207.37	-0.65
2016 Jan	203.49	0.20	206.27	-0.53
Feb	202.98	-0.30	205.05	-0.59
Mar	203.28	0.10	204.22	-0.40
Apr	206.43	1.50	206.87	1.30
May	205.99	-0.20	208.01	0.55
Jun	207.30	0.60	210.88	1.38
Jul	210.08	1.34	215.81	2.34



7.2 Combined Sensitive Price Indicator (SPI) by Quantile

Year/Month	Quantile					
	Q.1	Q.2	Q.3	Q.4	Q.5	Q.6
(2007-08=100)						
2011 - 12	170.77	174.11	173.67	181.09	185.59	178.67
2012 - 13	184.04	190.29	189.05	190.39	190.78	189.61
2013 - 14	201.15	206.95	208.93	210.70	209.74	208.66
2014 - 15	204.66	210.75	213.79	215.40	212.95	212.61
2015 - 16	207.35	214.24	215.92	219.76	216.77	216.09
2015 Jul	206.04	212.55	216.19	218.21	215.76	215.13
Aug	205.65	211.92	215.53	217.42	214.77	214.33
Sep	206.58	213.25	215.45	219.00	215.80	215.23
Oct	209.02	216.02	216.72	220.94	217.31	217.02
Nov	211.11	218.16	218.97	223.31	219.81	219.37
Dec	209.62	216.87	217.86	222.48	219.50	218.60
2016 Jan	208.21	215.52	216.54	221.24	218.53	217.47
Feb	207.12	214.24	215.07	219.50	216.42	215.73
Mar	206.81	213.97	214.76	219.04	215.46	215.13
Apr	206.55	214.11	215.19	219.78	216.70	215.88
May	204.57	212.31	213.44	218.17	215.50	214.35
Jun	206.86	214.41	215.75	220.46	217.63	216.58
Jul	209.59	216.91	218.2	222.74	219.55	218.81

7.3 Combined Consumer Price Index Numbers by Commodity Groups

Year/ month	General	Food & Non - Alcoholic Beverages	Alcoholic Beverages Tobacco	Clothing & Footwear	Housing water, Elec, Gas Fuels	H.hold Equip & Repair, Maintai- nance	Health	Trans- port	Communi- cation	Recre- ation & Culture	Educa- tion	Restau- rants & Hotels	Miscellne- ous goods & services
(2007-08=100)													
2011-12	162.57	182.77	165.01	153.45	146.17	160.28	137.97	171.39	122.94	145.35	143.83	185.82	181.47
2012-13	174.53	195.05	191.02	175.58	151.34	179.87	156.56	186.43	126.16	169.07	156.69	203.63	199.49
2013-14	189.58	211.75	223.38	198.01	164.60	195.85	167.15	195.15	129.76	183.77	172.57	228.61	210.15
2014-15	198.16	217.32	269.93	213.82	174.93	208.68	176.19	187.22	130.09	190.29	196.40	244.58	221.13
2015-16	203.82	219.42	329.25	224.18	183.90	217.38	182.69	174.25	130.56	194.20	213.02	256.79	228.22
2015 Jul	201.76	219.76	309.83	219.65	179.77	213.53	178.91	178.62	130.35	193.01	209.17	249.70	223.13
Aug	202.25	220.51	309.90	220.27	180.31	214.22	179.01	178.02	130.36	193.03	209.23	250.26	223.88
Sep	202.04	219.41	309.97	220.68	181.10	214.88	179.51	175.60	130.36	193.41	209.22	251.29	224.64
Oct	203.03	220.40	309.96	221.89	182.62	215.49	179.67	175.80	130.36	193.55	209.25	253.30	225.79
Nov	204.22	223.17	312.26	222.75	182.66	215.78	180.59	177.09	130.39	193.66	209.25	254.36	225.02
Dec	203.06	218.28	334.67	223.65	182.69	216.78	180.83	177.69	130.56	193.66	209.31	255.77	226.28
2016 Jan	203.49	216.71	337.14	224.36	185.36	217.23	181.45	177.96	130.61	193.80	209.36	257.11	227.33
Feb	202.98	214.99	337.57	224.96	185.49	218.83	184.18	174.05	130.57	194.41	210.15	259.39	230.15
Mar	203.28	216.13	338.76	226.39	185.48	219.50	185.69	168.25	130.74	194.72	210.99	261.80	232.54
Apr	206.43	221.59	344.10	227.87	187.08	220.10	187.29	169.33	130.77	195.68	221.48	261.89	232.97
May	205.99	219.65	346.08	228.31	187.12	220.71	187.43	169.31	130.76	195.80	224.19	263.16	233.52
Jun	207.30	222.39	360.74	229.34	187.17	221.48	187.69	169.33	130.85	195.69	224.60	263.41	233.42
Jul	210.08	228.36	364.79	229.72	188.88	221.7	187.84	169.78	130.89	195.67	224.09	264.37	235.82

**7.4: Consumer Price Index Numbers by Major Groups
and Selected Commodities
(2007-2008=100)**

Item and Specification	Weight	Index Numbers			% Change in July, 2016 over			
		Jul., 2016	June, 2016	Jul., 2015	June, 2016	July, 2015		
<i>General</i>	100.0000	210.08	207.30	201.76	+	1.34	+	4.12
<i>Food and non-alcoholic Beverages</i>	34.8343	228.36	222.39	219.76	+	2.68	+	3.91
1 Wheat	0.3477	190.81	190.65	195.34	+	0.08	-	2.32
2 Wheat Flour	4.1648	208.98	207.51	209.15	+	0.71	-	0.08
3 Wheat Product	0.0959	214.98	213.52	212.14	+	0.68	+	1.34
4 Besan	0.1500	322.68	304.78	226.93	+	5.87	+	42.19
5 Rice	1.5821	158.13	156.23	174.19	+	1.22	-	9.22
6 Cereals	0.1563	249.62	248.23	242.61	+	0.56	+	2.89
7 Bakery & Confectionary	1.1550	215.31	213.83	208.80	+	0.69	+	3.12
8 Nimco	0.4574	248.79	248.02	240.02	+	0.31	+	3.65
9 Meat	2.4303	262.75	261.83	250.33	+	0.35	+	4.96
10 Chicken	1.3596	184.75	193.47	227.83	-	4.51	-	18.91
11 Fish	0.2970	218.77	218.30	211.33	+	0.22	+	3.52
12 Milk Fresh	6.6800	265.50	263.49	254.76	+	0.76	+	4.22
13 Milk Products	0.6338	256.27	254.37	247.17	+	0.75	+	3.68
14 Milk Powder	0.1129	236.84	236.54	226.78	+	0.13	+	4.44
15 Eggs	0.4555	178.31	163.75	174.43	+	8.89	+	2.22
16 Mustard Oil	0.0952	153.99	153.99	152.44	+	0.00	+	1.02
17 Cooking Oil	1.7538	133.61	133.28	142.10	+	0.25	-	5.97
18 Vegetable Ghee	2.0714	136.94	137.43	140.77	-	0.36	-	2.72
19 Dry Fruits	0.2543	263.57	263.76	252.84	-	0.07	+	4.24
20 Fresh Fruits	1.8649	259.98	266.67	263.31	-	2.51	-	1.26
21 Pulse Masoor	0.2712	213.56	213.02	195.25	+	0.25	+	9.38
22 Pulse Moong	0.2336	297.08	299.89	306.14	-	0.94	-	2.96
23 Pulse Mash (Washed)	0.2098	372.81	376.13	253.39	-	0.88	+	47.13
24 Pulse Gram	0.2361	336.26	318.34	230.62	+	5.63	+	45.81
25 Gram Whole	0.1616	298.45	273.48	199.27	+	9.13	+	49.77
26 Beans	0.0269	236.29	234.45	232.93	+	0.78	+	1.44
27 Potatoes	0.4699	232.81	198.22	176.23	+	17.45	+	32.11
28 Onion	0.5340	195.56	192.54	255.12	+	1.57	-	23.35
29 Tomatoes	0.4419	234.89	122.20	148.28	+	92.22	+	58.41
30 Fresh Vegetables	1.6802	294.26	228.83	215.04	+	28.59	+	36.84
31 Sugar	1.0445	238.08	229.80	232.55	+	3.60	+	2.38
32 Gur	0.0220	280.90	274.05	279.18	+	2.50	+	0.62
33 Honey	0.0446	310.80	307.78	304.35	+	0.98	+	2.12
34 SweetMeat	0.2483	242.45	241.30	235.91	+	0.48	+	2.77
35 Beverages	1.1990	221.71	220.83	215.67	+	0.40	+	2.80
36 Jam, Tomato Ketchup & Pickles	0.2454	215.61	215.33	209.37	+	0.13	+	2.98
37 Condiments	0.2656	263.23	262.42	258.03	+	0.31	+	2.02
38 Spices	0.5441	241.62	241.18	237.36	+	0.18	+	1.79
39 Tea	0.8377	255.25	255.87	235.06	-	0.24	+	8.59
<i>Alcoholic Beverages, Tobacco</i>	1.4135	364.79	360.75	309.83	+	1.12	+	17.74
40 Cigarettes	1.3906	366.77	362.72	311.47	+	1.12	+	17.75
41 Betel Leaves & Nuts	0.0229	244.15	241.34	210.25	+	1.16	+	16.12
<i>Clothing and footwear</i>	7.5708	229.72	229.34	219.65	+	0.17	+	4.58
42 Cotton Cloth	1.7286	224.88	224.62	213.49	+	0.12	+	5.34
43 Woolen Cloth	0.8759	244.64	244.55	234.73	+	0.04	+	4.22
44 Readymade Garments	0.9739	237.04	236.72	225.49	+	0.14	+	5.12
45 Woolen Readymade Garments	0.3964	253.14	252.98	240.86	+	0.06	+	5.10
46 Hosiery	0.5094	242.55	241.98	232.85	+	0.24	+	4.17
47 Dopatta	0.4412	240.75	240.75	232.89	+	0.00	+	3.37

Contd.

**7.4: Consumer Price Index Numbers by Major Groups
and Selected Commodities
(2007-2008=100)**

Item and Specification	Weight	Index Numbers			% Change in July, 2016 over			
		Jul., 2016	June, 2016	Jul., 2015	June, 2016	July, 2015		
48 Cleaning and Laundry	0.2110	253.34	253.34	238.32	+	0.00	+	6.30
49 Tailoring	0.8840	298.33	296.54	278.39	+	0.60	+	7.16
50 Footwear	1.5504	166.44	166.36	164.77	+	0.05	+	1.01
<u>Housing, water, Elec., Gas and other fuels</u>	29.4149	188.88	187.17	179.77	+	0.91	+	5.07
51 House Rent	21.8149	178.64	176.44	168.87	+	1.25	+	5.79
52 Construction Input Items	0.5623	247.05	244.53	239.75	+	1.03	+	3.04
53 Construction Wage Rates	0.3331	230.10	228.82	215.28	+	0.56	+	6.88
54 Water Supply	0.4971	163.32	161.60	149.92	+	1.06	+	8.94
55 Electricity	4.3985	238.10	238.10	234.69	+	0.00	+	1.45
56 Gas	1.5756	158.08	158.08	143.81	+	0.00	+	9.92
57 Kerosene Oil	0.0057	194.70	193.53	223.65	+	0.60	-	12.94
58 Firewood Whole	0.2277	284.20	284.87	275.52	-	0.24	+	3.15
<u>Furnishing and household equipment maintenance</u>	4.2082	221.70	221.48	213.53	+	0.10	+	3.83
59 Furniture	0.3315	211.78	211.58	205.94	+	0.09	+	2.84
60 Household Textiles	0.6489	221.08	221.22	209.69	-	0.06	+	5.43
61 Household Equipment	0.5936	178.43	178.21	175.41	+	0.12	+	1.72
62 Utensils	0.3212	222.57	222.56	216.41	+	0.00	+	2.85
63 Plastic Products	0.2547	207.38	207.23	203.33	+	0.07	+	1.99
64 Washing Soaps & Detergents	0.7893	227.15	226.76	223.42	+	0.17	+	1.67
65 Sewing Needle & Dr Cell	0.1496	208.27	208.80	198.97	-	0.25	+	4.67
66 Household Servant	1.0432	249.34	248.71	234.86	+	0.25	+	6.17
67 Marriage Hall Charges	0.0762	243.04	244.63	232.28	-	0.65	+	4.63
<u>Health</u>	2.1868	187.84	187.68	178.91	+	0.09	+	4.99
68 Drugs & Medicines	1.2667	153.75	153.48	148.93	+	0.18	+	3.24
69 Medical Equipments	0.0080	234.15	233.55	226.26	+	0.26	+	3.49
70 Doctor (MBBS) Clinic Fee	0.5904	260.45	260.45	242.85	+	0.00	+	7.25
71 Medical Tests	0.3217	187.65	187.65	178.44	+	0.00	+	5.16
<u>Transport</u>	7.2023	169.78	169.34	178.62	+	0.26	-	4.95
72 Motor Vehicles	0.6630	167.27	165.17	163.28	+	1.27	+	2.44
73 Motor Vehicle Accessories	0.2439	213.84	213.88	226.83	-	0.02	-	5.73
74 Motor Fuel	3.0269	135.77	135.58	154.54	+	0.14	-	12.15
75 Mechanical Service	0.4552	227.35	224.68	216.37	+	1.19	+	5.07
76 Motor Vehicle Tax	0.1099	210.18	210.18	210.18	+	0.00	+	0.00
77 Transport Services	2.7034	193.15	193.15	197.35	+	0.00	-	2.13
<u>Communication</u>	3.2198	130.89	130.85	130.35	+	0.03	+	0.41
78 Postal Services	0.0662	240.38	239.48	229.42	+	0.38	+	4.78
79 Communication & Apparatus	3.1536	128.59	128.57	128.27	+	0.02	+	0.25
<u>Recreation and culture</u>	2.0227	195.67	195.70	193.01	-	0.02	+	1.38
80 Recreation & Culture	0.8634	128.84	128.89	128.25	-	0.04	+	0.46
81 Text Books	0.5706	292.41	292.41	290.62	+	0.00	+	0.62
82 Newspapers	0.1934	175.49	175.49	175.42	+	0.00	+	0.04
83 Stationery	0.3953	211.89	211.89	202.14	+	0.00	+	4.82
<u>Education</u>	3.9431	224.09	224.60	209.17	-	0.23	+	7.13
84 Education	3.9431	224.09	224.60	209.17	-	0.23	+	7.13
<u>Restaurants and hotels</u>	1.2286	264.37	263.41	249.70	+	0.36	+	5.88
85 Readymade Food	1.2286	264.37	263.41	249.70	+	0.36	+	5.88
<u>Misc. goods and services</u>	2.7550	235.82	233.42	223.13	+	1.03	+	5.69
86 Personal Care	1.4935	215.67	215.09	207.30	+	0.27	+	4.04
87 Cosmetics	0.3853	200.22	199.77	191.12	+	0.23	+	4.76
88 Blades	0.0322	195.16	195.16	187.44	+	0.00	+	4.12
89 Personal Equipments	0.8440	289.27	282.68	267.12	+	2.33	+	8.29

**7.5 Combined Consumer Price Index Numbers by Quintiles
and Major Commodity Groups
July, 2016
(2007-2008=100)**

Income Quintiles	General	Food and non-alcoholic Beverages	Alcoholic Beverages, Tobacco	Clothing and footwear	Housing, water, Elec., Gas and other fuels	Furnishing and household equipment maintenance	Health	Trans-port	Communica-tion	Recre-ation and culture	Educ-ation	Restaur-ants and hotels	Misc. goods and services
------------------	---------	----------------------------------	------------------------------	-----------------------	--	--	--------	------------	----------------	-------------------------	------------	-------------------------	--------------------------

All Urban Combined

Aggregate	210.08	228.36	364.79	229.72	188.88	221.70	187.84	169.78	130.89	195.67	224.09	264.37	235.82
Income Quintile 1	211.23	225.37	378.09	227.49	174.82	219.71	180.48	178.43	119.13	211.48	239.25	262.92	232.94
Income Quintile 2	213.48	226.73	377.34	227.84	187.32	218.75	183.12	171.91	119.11	208.68	236.61	264.03	231.91
Income Quintile 3	212.64	227.51	375.68	228.41	187.19	216.87	185.06	169.30	121.07	204.62	230.55	263.97	232.94
Income Quintile 4	213.40	228.39	374.20	229.31	194.41	215.72	187.89	165.30	125.40	198.77	230.17	264.03	233.24
Income Quintile 5	207.61	229.78	350.26	231.21	190.15	224.20	190.60	170.65	136.40	188.64	220.45	264.72	238.63

**7.6 Combined Consumer Price Index Numbers by Quintile,
Major Commodity Groups for Selected Cities
July, 2016
(2007-2008=100)**

Cities	General	Food & non-alcoholic Beverages	Alcoholic Beverages, Tobacco	Clothing & footwear	Housing, water, Elec., Gas & other fuels	Furnishing & household equipment maintenance	Health	Transport	Communication	Recreation & culture	Education	Restaurants & hotels	Misc. goods & services
--------	---------	--------------------------------	------------------------------	---------------------	--	--	--------	-----------	---------------	----------------------	-----------	----------------------	------------------------

Income Quintile 1

Rawalpindi	225.49	238.36	403.62	245.62	204.92	229.22	207.88	187.34	104.69	220.86	333.08	267.55	221.60
Islamabad	222.58	233.60	393.04	237.17	171.71	235.90	206.50	190.09	111.29	308.42	685.47	243.06	231.31
Lahore	199.53	226.75	353.91	216.21	147.32	244.46	191.84	164.47	104.55	220.39	203.52	247.92	290.80
Gujranwala	207.01	219.68	386.04	210.06	186.28	234.43	162.53	163.56	111.96	225.91	162.24	243.18	210.53
Sialkot	197.99	218.86	393.76	175.51	167.71	180.99	149.50	183.91	115.82	296.50	186.52	200.76	203.91
Faisalabad	213.55	229.50	382.94	204.67	191.02	195.24	177.18	164.13	125.55	233.83	173.67	258.87	207.67
Multan	208.79	217.77	372.39	204.33	194.07	209.74	164.44	165.79	136.81	225.63	191.68	248.60	206.71
Sargodha	223.46	225.60	383.59	211.69	217.71	252.37	176.13	215.97	112.02	249.04	189.55	339.68	235.25
Bahawalpur	222.95	223.38	373.84	255.60	212.79	221.54	162.40	172.07	176.02	262.98	230.53	222.19	212.61
Karachi	205.17	220.83	396.94	243.90	154.46	240.69	166.47	151.05	117.44	228.01	189.27	269.15	276.67
Hyderabad	193.80	213.80	399.96	199.36	148.78	185.85	168.11	168.49	112.63	182.44	245.53	241.68	205.64
Sukkur	207.47	215.82	406.89	234.02	171.45	205.00	157.00	171.02	111.36	174.18	320.08	275.83	210.47
Larkana	214.68	217.12	377.49	227.11	199.18	228.25	265.59	174.63	125.90	182.28	180.73	283.85	271.73
Peshawar	216.96	223.22	387.99	262.80	176.00	240.31	215.64	194.11	113.86	277.64	291.19	256.29	296.34
Bannu	222.25	231.11	380.36	208.15	220.61	245.10	165.94	155.37	108.75	232.46	196.15	334.18	258.25
Quetta	205.19	219.39	374.95	188.18	184.87	181.36	170.46	206.30	124.60	176.82	243.72	240.37	218.41
Khuzdar	205.21	211.03	399.33	221.80	174.47	232.17	179.77	179.41	131.06	174.51	187.81	469.56	219.17

Income Quintile 2

Rawalpindi	229.73	240.46	401.12	244.47	211.04	230.06	210.93	206.39	106.28	254.10	347.26	267.88	221.94
Islamabad	218.44	234.65	405.01	246.32	168.59	231.05	194.73	168.32	109.10	236.67	592.68	249.35	223.07
Lahore	198.72	226.79	359.85	214.69	149.85	249.02	185.19	153.98	104.22	220.19	210.65	253.55	284.54
Gujranwala	206.32	220.26	390.92	206.37	190.36	226.49	161.30	159.87	112.61	242.07	150.79	257.75	210.55
Sialkot	195.55	216.91	390.27	179.89	171.47	178.90	151.17	169.95	121.63	326.78	183.58	202.12	188.04
Faisalabad	211.51	230.50	385.64	206.31	195.06	200.94	173.45	157.61	119.72	228.16	162.26	248.05	208.44
Multan	208.58	219.73	372.16	203.71	199.56	207.54	160.97	156.49	130.13	233.41	190.57	245.22	206.32
Sargodha	223.63	225.65	376.80	211.38	223.61	253.62	181.19	188.68	105.39	258.71	204.66	333.70	238.23
Bahawalpur	220.83	224.06	373.36	247.88	215.91	228.24	167.44	155.60	175.33	254.35	201.23	226.39	210.86
Karachi	206.37	223.02	393.68	238.85	158.63	232.31	165.44	151.50	121.31	216.28	192.99	271.81	263.79
Hyderabad	195.09	214.42	397.53	200.36	153.40	188.84	171.92	169.76	113.84	175.75	296.54	244.76	205.10
Sukkur	207.02	215.66	395.19	233.55	176.39	200.58	159.35	175.93	108.78	176.39	309.03	278.65	208.55
Larkana	214.25	221.72	376.00	229.41	184.17	222.76	274.05	185.53	132.73	183.42	182.55	285.60	270.33
Peshawar	216.79	224.55	391.07	265.60	180.53	237.05	209.12	182.37	121.36	253.43	267.97	256.59	288.63
Bannu	218.54	228.87	370.48	208.67	218.72	239.15	167.11	149.68	114.44	220.19	203.61	312.11	275.74
Quetta	204.56	220.59	366.33	190.47	189.24	183.36	171.27	175.41	119.60	177.26	219.37	239.69	216.55
Khuzdar	203.11	212.10	389.40	222.77	161.91	249.11	186.82	159.58	134.37	183.89	184.77	458.92	216.36

Contd.

**7.6 Combined Consumer Price Index Numbers by Quintile,
Major Commodity Groups for Selected Cities
July, 2016
(2007-2008=100)**

Cities	General	Food & non-alcoholic Beverages	Alcoholic Beverages, Tobacco	Clothing & footwear	Housing, water, Elec., Gas & other fuels	Furnishing & household equipment maintenance	Health	Transport	Communication	Recreation & culture	Education	Restaurants & hotels	Misc. goods & services
--------	---------	--------------------------------	------------------------------	---------------------	--	--	--------	-----------	---------------	----------------------	-----------	----------------------	------------------------

Income Quintile 3

Rawalpindi	229.92	240.03	392.74	247.60	211.75	228.18	220.57	182.37	110.75	241.92	339.62	272.03	227.21
Islamabad	218.43	236.30	369.96	238.61	162.82	230.04	188.17	173.25	113.07	224.89	739.47	238.95	238.47
Lahore	197.04	227.71	356.18	216.18	140.39	249.66	186.02	152.09	107.30	221.41	198.93	249.58	287.81
Gujranwala	204.24	220.35	387.60	210.55	185.47	220.83	159.52	150.66	116.97	217.20	151.17	241.86	211.75
Sialkot	194.37	216.13	367.28	181.32	165.99	184.86	150.78	156.07	128.72	302.02	175.98	198.33	189.87
Faisalabad	210.07	232.04	377.66	205.72	191.68	200.31	172.27	153.50	120.90	226.93	163.68	236.88	208.78
Multan	206.69	219.38	370.83	202.39	198.09	198.36	162.23	154.46	133.37	223.82	180.90	240.96	205.76
Sargodha	221.30	224.76	374.23	212.29	225.88	253.76	172.75	172.80	111.22	252.00	182.64	352.08	237.44
Bahawalpur	221.00	224.30	380.33	251.88	215.82	230.11	160.78	152.05	175.83	241.08	207.51	222.29	214.85
Karachi	206.55	223.88	397.56	235.57	151.08	226.83	164.29	150.86	123.22	211.20	196.69	273.19	260.10
Hyderabad	192.58	214.22	396.93	202.01	142.98	190.44	170.72	165.87	123.27	181.36	288.39	245.34	208.96
Sukkur	204.08	215.57	391.26	234.33	166.39	202.95	153.73	164.19	110.29	175.96	311.31	272.41	208.16
Larkana	211.97	224.23	362.45	227.58	166.89	222.34	260.29	180.76	133.77	183.65	181.96	282.65	291.70
Peshawar	214.12	224.48	378.44	266.39	173.98	238.03	205.83	187.26	120.06	232.44	279.11	256.91	280.51
Bannu	217.93	230.69	380.41	215.56	217.49	228.10	166.58	145.47	116.95	209.98	190.53	319.44	274.74
Quetta	201.37	219.58	351.02	190.83	185.72	183.01	173.03	158.85	118.98	175.08	232.66	232.59	211.98
Khuzdar	201.32	215.76	378.78	220.45	150.98	246.11	192.58	154.16	136.73	180.40	183.14	443.60	218.06

Income Quintile 4

Rawalpindi	230.44	242.19	387.23	251.71	216.02	233.41	221.63	183.28	113.08	220.53	305.40	270.92	234.63
Islamabad	220.29	238.18	365.27	238.94	169.41	229.64	199.75	175.94	124.24	212.90	653.34	247.96	235.00
Lahore	196.40	228.82	350.41	215.86	154.81	247.07	182.56	146.81	112.05	211.99	196.87	247.08	287.32
Gujranwala	203.75	220.40	374.49	213.09	193.95	206.97	162.40	146.30	122.28	215.93	151.44	241.68	206.29
Sialkot	196.04	218.31	374.46	183.51	180.06	180.31	151.89	156.28	136.31	269.55	175.05	196.21	187.09
Faisalabad	207.77	233.85	377.99	206.44	199.21	200.23	171.33	145.88	123.23	210.90	153.04	238.80	214.60
Multan	207.35	220.94	364.50	203.99	207.59	198.25	158.27	150.44	136.24	213.16	183.39	235.87	211.40
Sargodha	221.86	227.00	367.32	214.34	229.82	263.14	173.50	166.05	117.42	279.95	173.36	349.15	239.14
Bahawalpur	218.10	224.68	374.19	249.23	219.79	226.48	162.78	153.29	175.54	233.34	204.90	219.40	218.30
Karachi	206.60	224.45	398.58	235.87	163.80	236.53	164.14	149.44	127.35	206.20	201.14	272.83	257.86
Hyderabad	193.43	215.57	393.56	202.52	156.49	189.20	171.44	160.19	129.35	180.37	284.50	246.40	213.42
Sukkur	205.98	217.61	373.04	234.15	180.89	205.68	157.15	152.53	116.83	175.16	310.09	273.30	214.76
Larkana	216.03	230.19	328.16	228.09	180.04	223.74	271.68	174.57	141.58	182.56	199.71	281.73	306.88
Peshawar	215.00	227.24	369.84	266.06	184.11	230.47	219.55	180.02	124.98	232.41	264.17	262.21	276.63
Bannu	220.92	233.96	388.99	220.71	216.74	236.84	164.98	147.95	117.53	197.69	190.30	316.24	281.41
Quetta	202.65	220.02	340.43	194.03	193.25	182.36	172.42	161.03	121.79	173.06	241.74	232.44	208.22
Khuzdar	205.98	217.72	390.22	219.77	168.30	264.72	191.63	154.62	140.15	181.91	180.47	424.17	228.35

Contd.

**7.6 Combined Consumer Price Index Numbers by Quintile,
Major Commodity Groups for Selected Cities
July, 2016
(2007-2008=100)**

Cities	General	Food & non-alcoholic Beverages	Alcoholic Beverages, Tobacco	Clothing & footwear	Housing, water, Elec., Gas & other fuels	Furnishing & household equipment maintenance	Health	Transport	Communication	Recreation & culture	Education	Restaurants & hotels	Misc. goods & services
--------	---------	--------------------------------	------------------------------	---------------------	--	--	--------	-----------	---------------	----------------------	-----------	----------------------	------------------------

Income Quintile 5

Rawalpindi	231.14	245.48	346.63	250.77	218.49	232.58	212.73	192.24	125.60	204.23	316.90	271.08	263.66
Islamabad	212.40	239.61	330.60	243.00	168.27	236.35	202.27	195.88	128.67	204.50	413.79	258.87	255.46
Lahore	192.90	232.67	307.01	219.98	155.07	240.60	182.43	160.68	126.89	203.61	189.14	254.99	292.61
Gujranwala	200.55	222.11	345.72	216.12	195.29	186.95	160.20	151.90	133.92	195.45	147.55	238.28	217.13
Sialkot	192.61	220.00	343.88	186.02	179.26	178.27	155.57	160.04	138.05	247.63	169.07	198.61	194.91
Faisalabad	203.68	236.78	350.30	205.87	200.20	207.19	165.27	155.09	130.27	201.36	171.60	224.79	224.54
Multan	203.14	224.24	319.57	202.75	208.93	190.40	155.69	161.65	138.57	206.84	181.08	236.17	216.11
Sargodha	223.87	228.88	373.77	227.46	227.04	365.18	167.74	172.08	126.10	237.37	169.24	363.60	252.20
Bahawalpur	216.13	227.21	302.94	248.77	219.98	232.61	156.54	166.29	176.59	230.32	209.19	223.66	226.33
Karachi	204.95	226.07	375.36	237.64	162.87	325.48	164.47	165.23	138.91	195.82	205.01	274.49	261.08
Hyderabad	191.26	217.77	364.35	204.63	158.36	176.06	169.71	166.74	138.48	169.38	270.75	249.53	229.78
Sukkur	205.11	219.14	338.88	234.01	182.13	204.22	152.37	158.59	127.74	171.82	336.95	272.31	220.54
Larkana	215.39	229.42	310.47	226.94	187.86	224.87	283.17	174.58	145.89	170.50	255.29	277.94	290.58
Peshawar	209.10	229.34	339.57	263.25	183.28	223.28	196.82	183.97	131.03	191.85	262.68	258.63	267.02
Bannu	211.80	231.66	393.08	211.93	216.74	209.63	161.55	134.76	120.71	203.67	215.60	324.62	252.66
Quetta	202.28	221.61	300.14	193.50	196.20	169.28	165.41	164.78	129.25	169.98	242.79	237.17	213.49
Khuzdar	204.23	219.39	317.48	228.44	161.28	253.07	180.22	147.64	147.42	187.82	172.86	451.58	249.69

Aggregate

Rawalpindi	230.15	243.62	368.59	250.34	215.35	232.46	215.13	190.56	121.43	212.55	316.84	270.89	253.62
Islamabad	212.48	239.10	338.88	242.51	166.56	235.86	201.37	194.76	127.93	206.68	426.28	258.43	253.40
Lahore	194.54	229.98	336.36	217.70	152.17	242.80	183.54	156.92	119.76	210.22	192.65	252.54	289.94
Gujranwala	203.43	220.78	372.10	212.21	192.31	203.26	161.15	151.19	125.08	212.74	150.31	241.06	212.17
Sialkot	194.08	218.43	366.61	183.27	175.95	179.93	152.91	159.38	135.00	270.08	173.24	198.32	191.68
Faisalabad	207.95	232.97	374.31	205.91	197.33	203.88	170.69	153.44	125.89	215.59	165.73	237.78	215.49
Multan	205.44	221.32	355.77	203.22	204.20	194.83	158.54	159.09	136.76	214.02	182.31	238.01	211.81
Sargodha	222.62	226.43	373.59	215.77	225.98	298.18	173.54	173.02	117.79	255.57	178.47	352.69	242.12
Bahawalpur	218.90	224.94	357.77	250.34	217.65	229.93	160.50	162.81	176.16	239.76	208.74	222.98	218.77
Karachi	204.75	224.98	386.33	237.18	159.46	301.73	164.45	161.13	134.59	201.43	203.45	273.77	260.65
Hyderabad	192.93	215.55	388.41	202.55	155.71	182.34	170.48	165.33	130.80	175.78	277.59	247.05	218.88
Sukkur	205.70	216.93	374.49	234.04	178.00	203.86	155.87	159.79	118.15	174.40	320.12	273.79	213.74
Larkana	219.65	224.27	354.78	227.91	206.55	224.18	271.25	177.27	137.15	180.57	215.02	282.36	287.75
Peshawar	212.41	226.39	372.63	264.53	181.63	228.15	204.46	184.04	127.10	217.01	264.74	258.59	275.60
Bannu	218.33	231.46	381.89	214.10	217.62	228.73	165.25	143.46	117.00	207.88	200.23	319.37	266.73
Quetta	202.80	220.43	329.88	192.33	192.63	177.81	169.95	163.94	123.95	173.20	238.43	235.32	212.31
Khuzdar	204.27	213.95	383.30	222.00	167.86	247.81	186.79	159.00	136.51	181.08	182.30	451.00	225.31

**7.7 Combined Consumer Price Index Numbers by Income Groups/City
and Commodity Groups for all Centers Covered in CPI
July, 2016
(2007-2008=100)**

Cities	General	Food and non-alcoholic Beverages	Alcoholic Beverages, Tobacco	Clothing and footwear	Housing, water, Elec., Gas and other fuels	Furnishing and household equipment maintenance	Health	Transport	Communication	Recreation and culture	Education	Restaurants and hotels	Misc. goods and services	
Rawalpindi	01	230.15	243.62	368.59	250.34	215.35	232.46	215.13	190.56	121.43	212.55	316.84	270.89	253.62
Islamabad	02	212.48	239.10	338.88	242.51	166.56	235.86	201.37	194.76	127.93	206.68	426.28	258.43	253.40
Attock	03	204.60	217.98	348.95	235.42	158.68	226.34	168.14	182.86	119.38	191.24	317.22	270.12	269.46
Jhelum	04	208.54	228.52	384.79	239.61	181.14	217.11	168.13	167.43	125.99	222.92	239.40	246.01	216.59
Lahore	05	194.54	229.98	336.36	217.70	152.17	242.80	183.54	156.92	119.76	210.22	192.65	252.54	289.94
Sahiwal	06	235.65	242.82	367.42	289.84	225.64	223.46	199.01	165.38	136.94	213.40	300.66	274.90	258.53
Gujranwala	07	200.17	220.78	372.10	212.21	180.86	203.26	161.15	151.19	125.08	212.74	150.31	241.06	212.17
Wazirabad	08	211.57	232.93	389.00	216.52	194.13	199.13	153.18	151.67	128.25	217.85	149.63	230.48	213.37
Sialkot	09	194.49	218.43	366.61	183.27	177.28	179.93	152.91	159.38	135.00	270.08	173.24	198.32	191.68
Faisalabad	10	207.95	232.97	374.31	205.91	197.33	203.88	170.69	153.44	125.89	215.59	165.73	237.78	215.49
Jhang	11	226.60	236.30	359.91	290.78	204.62	237.85	233.31	155.91	138.39	223.05	174.23	283.02	229.00
Multan	12	200.88	221.32	355.77	203.22	186.62	194.83	158.54	159.09	136.76	214.02	182.31	238.01	211.81
Muzaffargarh	13	213.51	234.14	361.64	233.07	183.72	200.63	168.84	154.30	141.40	226.10	190.89	264.89	214.83
D. G. Khan	14	220.69	231.73	366.94	261.15	227.43	219.87	174.51	150.00	122.78	197.74	114.17	222.03	192.65
Vehari	15	203.48	224.19	368.91	210.63	189.41	210.42	136.76	138.76	132.03	218.01	190.37	271.47	240.46
Sargodha	16	224.82	226.43	373.59	215.77	234.55	298.18	173.54	173.02	117.79	255.57	178.47	352.69	242.12
Mianwali	17	232.19	239.56	388.96	193.26	266.66	215.96	166.01	156.25	108.43	257.65	187.04	262.75	259.59
Bahawalpur	18	218.90	224.94	357.77	250.34	217.65	229.93	160.50	162.81	176.16	239.76	208.74	222.98	218.77
Bahawalnagar	19	216.93	232.97	356.11	256.50	202.51	251.99	177.15	136.57	125.14	227.89	207.82	311.14	224.91
R. Y. Khan	20	219.80	229.88	368.97	267.74	205.55	237.06	161.19	157.51	126.06	217.18	306.01	272.47	222.98
Karachi	21	204.75	224.98	386.33	237.18	159.46	301.73	164.45	161.13	134.59	201.43	203.45	273.77	260.65
Hyderabad	22	192.93	215.55	388.41	202.55	155.71	182.34	170.48	165.33	130.80	175.78	277.59	247.05	218.88
Nawabshah	23	248.63	248.45	356.57	292.93	203.03	241.11	225.24	160.69	138.57	163.25	641.09	324.45	420.77
Mirpukhas	24	210.07	226.69	380.00	203.92	184.80	188.95	171.24	160.85	114.70	171.41	305.13	293.33	233.34
Mithi	25	225.68	227.91	385.86	200.67	240.89	184.61	162.68	152.90	112.70	150.89	337.10	290.51	259.49
Sukkur	26	205.70	216.93	374.49	234.04	178.00	203.86	155.87	159.79	118.15	174.40	320.12	273.79	213.74
Larkana	27	223.60	224.27	354.78	227.91	223.49	224.18	271.25	177.27	137.15	180.57	215.02	282.36	287.75
Dadu	28	212.67	234.50	370.94	214.84	175.35	212.05	150.63	160.86	120.00	175.37	448.24	259.84	211.45
Peshawar	29	212.41	226.39	372.63	264.53	181.63	228.15	204.46	184.04	127.10	217.01	264.74	258.59	275.60
Mardan	30	244.25	222.76	381.00	308.11	254.97	225.50	189.38	198.07	125.36	248.22	446.96	276.49	327.77
Abbottabad	31	219.11	222.03	343.04	262.15	170.39	312.52	187.31	209.63	148.64	225.63	297.29	284.89	243.26
Bannu	32	218.33	231.46	381.89	214.10	217.62	228.73	165.25	143.46	117.00	207.88	200.23	319.37	266.73
D. I. Khan	33	212.79	227.60	329.89	208.96	224.91	203.14	174.97	151.20	112.46	168.25	206.63	258.55	217.29
Mingora	34	232.28	231.41	369.73	276.98	200.68	233.42	257.74	182.55	131.15	232.15	248.65	320.62	419.72
Quetta	35	202.80	220.43	329.88	192.33	192.63	177.81	169.95	163.94	123.95	173.20	238.43	235.32	212.31
Turbat	36	217.08	207.93	352.43	204.29	257.08	211.16	184.37	142.03	118.93	145.51	240.45	316.34	217.30
Gawadar	37	204.10	219.83	271.92	217.57	177.72	211.83	185.00	146.72	109.26	118.90	266.77	367.08	225.23
Loralai	38	223.70	233.28	350.29	219.43	231.83	179.83	203.40	155.59	115.11	204.17	200.45	313.70	237.31
Khuzdar	39	204.27	213.95	383.30	222.00	167.86	247.81	186.79	159.00	136.51	181.08	182.30	451.00	225.31
D. M. Jamali	40	217.54	234.68	377.29	206.86	191.05	217.96	168.09	174.65	123.62	155.75	229.42	284.25	213.95

7.8 Index Numbers of Wholesale Prices by Commodity Groups

Year / month	General	Agriculture Forestry & Fishery Product	Others & Minerals electricity gas & water	Food product Beverages & tobacco Textile Apparel & Leather Product	Other transportable Goods	Metal product Machinery & Equipment
--------------	---------	---	---	--	------------------------------	---

(2007-08=100)

2011-12	181.29	185.04	182.74	176.07	194.64	152.55
2012-13	194.61	198.23	211.17	188.39	203.93	159.29
2013-14	158.88	165.52	163.62	156.11	162.99	132.02
2014-15	209.85	220.56	245.47	206.76	197.12	172.72
2015-16	207.64	226.43	244.24	213.58	171.21	171.46
2015 Jul	209.53	224.93	224.93	210.44	185.86	172.57
Aug	208.42	225.90	244.06	210.52	180.27	172.29
Sep	207.60	223.92	249.12	210.64	176.38	171.25
Oct	208.69	228.36	246.91	211.04	176.74	171.31
Nov	208.72	226.06	246.98	212.98	176.87	171.09
Dec	207.37	221.68	247.36	213.69	174.69	171.11
2016 Jan	206.27	221.9	247.48	214.54	168.43	170.69
Feb	205.05	221.23	245.89	215.03	164.03	170.44
Mar	204.22	221.02	245.22	214.66	161.42	170.45
Apr	206.87	229.78	244.59	214.9	162.91	171.22
May	208.01	233.26	244.11	215.79	162.49	172.56
Jun	210.88	239.12	244.28	218.71	164.46	172.48
Jul	215.81	253.54	241.43	223.61	164.4	172.94

7.9 Index Numbers of Wholesale Prices by Commodities

AGRICULTURE FORESTRY & FISHERY											
Year/month	Wheat	Maize	Rice	Sorghum/ Jowar	Millet/ Bajra	Vegetables	Fresh Fruits	Dry Fruits	Cotton Seeds	Other oil Seeds	Edible Roots Potatoes
(2007-08=100)											
2011-12	163.44	159.77	149.45	191.12	153.77	211.52	175.48	181.96	189.55	166.98	175.20
2012-13	188.52	174.74	165.42	211.29	177.02	216.66	216.05	181.47	168.92	177.67	162.82
2013-14	227.13	185.28	177.67	279.98	179.06	254.41	226.73	201.66	185.58	178.30	314.12
2014-15	209.29	191.65	172.20	300.13	173.82	255.40	245.60	227.30	208.86	179.03	314.37
2015-16	209.07	194.53	147.58	291.34	192.41	258.45	254.69	245.18	249.16	162.08	152.76
2015 Jul	199.02	194.73	161.31	336.99	203.58	246.36	313.83	241.48	236.29	160.55	152.85
Aug	198.78	197.89	157.78	340.07	207.85	315.25	279.94	238.67	230.46	162.61	150.28
Sep	202.23	197.73	154.60	334.15	204.45	330.75	249.04	236.68	228.37	159.36	172.56
Oct	209.37	191.32	150.22	293.25	200.68	331.56	253.8	238.92	243.34	162.75	184.04
Nov	215.84	185.64	143.04	271.60	188.77	320.31	206.96	243.32	251.49	164.88	204.98
Dec	218.20	182.47	142.70	258.26	181.34	219.72	207.01	242.59	253.39	162.29	193.69
2016 Jan	218.54	181.99	143.44	263.42	182.56	198.21	214.11	253.58	265.71	162.64	150.23
Feb	220.02	189.65	141.69	263.80	176.35	204.49	231.68	250.92	257.94	157.46	118.35
Mar	218.68	193.96	143.85	278.40	184.22	209.51	244.90	248.22	253.39	156.93	112.72
Apr	207.11	205.56	142.90	286.45	187.00	277.16	267.02	248.97	254.81	159.83	104.08
May	199.04	209.33	143.34	286.07	193.10	201.87	282.91	251.32	251.49	165.14	111.80
Jun	202.00	204.06	146.08	283.56	198.98	246.21	305.11	247.44	263.29	170.50	177.50
Jul	204.39	204.55	148.12	277.01	218.25	361.19	307.84	247.50	273.95	171.21	226.53

Contd.

7.9 Index Numbers of Wholesale Prices by Commodities

Year/month	AGRICULTURE FORESTRY & FISHERY											
	Stimulant & spice crops	Pulses	Sugar crops	Fibre crops	Unmanufactured tobacco	Poultry	Milk from bovine animals	Eggs	Raw animal material / wool	Hides&fur skins wool	Fuel wood in logs	Fishes fresh or chilled
(2007-08=100)												
2011-12	187.89	212.28	273.92	195.07	167.72	186.89	190.29	180.67	134.34	131.07	190.47	144.71
2012-13	184.68	204.81	267.92	193.56	171.49	178.40	213.81	191.02	138.84	139.08	215.48	191.11
2013-14	316.66	186.74	267.92	217.41	186.62	202.88	225.98	200.17	155.22	145.20	238.11	247.73
2014-15	350.96	207.90	277.32	172.23	213.88	193.98	249.87	204.51	173.19	155.20	252.59	270.19
2015-16	269.52	252.23	286.30	170.39	230.07	191.41	255.23	186.82	176.08	153.18	263.90	354.97
2015 Jul	348.00	235.73	286.29	159.33	221.18	237.79	252.90	184.87	174.22	155.92	259.53	308.06
Aug	325.37	235.92	286.29	152.62	226.94	199.19	252.90	206.09	173.66	156.45	261.39	339.60
Sep	318.19	234.67	286.29	154.16	227.46	160.74	253.18	194.92	173.66	156.45	262.48	338.86
Oct	306.38	243.87	286.29	172.23	228.38	146.78	254.04	193.56	173.66	155.85	263.57	339.32
Nov	269.27	245.62	286.29	173.76	229.69	181.52	254.04	205.67	179.16	153.62	263.57	339.32
Dec	258.33	250.31	286.29	172.25	229.69	192.50	255.42	214.79	179.16	153.22	263.57	340.91
2016 Jan	251.68	251.59	286.29	174.55	230.02	197.60	255.42	209.40	179.16	151.58	265.76	342.37
Feb	242.72	247.95	286.29	175.71	230.02	151.73	255.42	204.96	177.45	150.46	266.30	336.96
Mar	235.21	247.46	286.29	172.25	230.02	172.94	255.42	161.26	176.96	150.63	266.30	335.61
Apr	234.41	259.57	286.29	174.57	230.61	231.81	256.11	150.83	175.99	151.73	264.77	369.26
May	226.16	280.91	286.34	183.00	233.06	220.59	258.97	150.30	175.56	151.80	264.77	423.43
Jun	218.56	293.16	286.34	180.3	243.77	203.67	258.97	165.23	174.27	150.46	264.77	445.91
Jul	209.95	313.08	286.34	203.00	251.05	188.40	261.80	185.05	173.89	150.46	264.77	469.80

Contd.

7.9 Index Numbers of Wholesale Prices by Commodities

Year/Month	ORES/MINERALS, GAS & ELECT.				FOOD, BEVERAGES, TOBACCO TEXTILE, APPAREL, LEATHER TEXTILE					
	Coal not Agglomerated	Natural Gas liquified	Salt pure sodium chloride	Electrical Energy	Meat of Animals	Vegetables & fruit Juices	Dried Fruits & Nuts	Fruits & Juices	Vegetable Oil Refined	Vegetable Ghee
(2007-08=100)										
2011-12	149.74	193.29	155.69	176.51	214.40	175.93	197.32	155.58	153.33	141.37
2012-13	209.81	197.43	175.78	226.10	228.80	186.93	219.33	158.67	157.94	141.75
2013-14	223.53	203.85	223.53	281.02	238.93	192.48	221.32	166.33	162.31	141.51
2014-15	223.53	202.94	247.76	292.89	257.56	197.17	226.22	172.75	159.75	132.06
2015-16	191.01	207.76	252.31	293.22	267.79	201.97	239.02	177.58	150.41	119.85
2015 Jul	223.53	200.06	252.31	294.68	262.35	200.07	228.54	177.53	153.56	122.09
Aug	223.53	199.75	252.31	293.09	263.70	200.95	229.85	177.53	152.52	120.70
Sep	235.29	208.83	252.31	293.09	265.13	200.95	230.91	177.53	149.26	119.21
Oct	192.16	209.82	252.31	293.09	266.98	200.95	230.84	177.53	150.19	118.43
Nov	192.16	209.99	252.31	293.09	266.98	201.03	232.47	177.53	149.09	118.02
Dec	192.16	210.78	252.31	293.09	267.04	201.36	240.13	177.53	149.34	118.09
2016 Jan	192.16	211.04	252.31	293.09	268.44	201.36	247.99	175.90	149.31	117.91
Feb	174.51	210.01	252.31	293.09	268.53	201.36	250.38	175.90	148.73	118.76
Mar	176.47	208.35	252.31	293.09	268.99	201.36	250.38	175.99	148.47	119.01
Apr	168.63	208.04	252.31	293.09	269.28	202.69	245.68	176.37	150.87	121.50
May	160.78	208.07	252.31	293.09	271.73	203.24	242.58	179.74	151.60	122.60
Jun	160.78	208.42	252.31	293.09	274.34	208.33	238.46	181.90	151.97	121.87
Jul	152.94	208.30	254.33	288.00	276.90	208.88	239.77	182.12	152.00	120.58

Contd.

7.9 Index Numbers of Wholesale Prices by Commodities

Year / month	FOOD, BEVERAGES, TOBACCO TEXTILE, APPAREL, LEATHER TEXTILE												
	Oil cakes	Processed Liquid Milk	Milk & cream in solid form	Ice cream	Dairy Product N.E.C	Wheat Flour	Other cereal Flour	Sugar Refined	Choco late	Sugar Confectionary	Coffee & Tea	Spices	Other Food Product

(2007-08=100)

2011-12	149.51	182.39	170.43	155.81	184.52	151.98	163.80	229.24	100.35	100.56	192.23	267.98	301.28
2012-13	166.19	207.70	171.54	172.43	207.02	172.24	194.72	201.93	99.19	101.34	203.24	279.84	319.16
2013-14	191.83	211.76	196.23	210.37	220.93	205.78	139.04	206.98	99.19	102.28	215.49	193.08	308.00
2014-15	203.54	243.81	219.96	219.91	239.23	198.20	149.19	217.88	99.19	103.59	192.27	189.96	295.24
2015-16	213.66	248.23	218.49	223.59	246.04	196.65	233.09	237.16	100.75	118.70	242.82	189.17	292.27
2015 Jul	194.96	248.71	220.46	219.91	243.80	190.27	210.16	249.40	99.19	118.04	210.96	189.84	292.02
Aug	199.15	248.71	219.44	219.91	244.55	191.08	214.97	249.46	99.19	118.04	233.14	188.81	292.02
Sep	193.65	248.71	216.31	219.91	244.55	192.14	214.96	246.52	101.06	118.83	240.86	188.73	292.02
Oct	202.18	247.18	216.39	219.91	244.60	197.66	220.69	233.67	101.06	118.83	246.32	188.53	292.02
Nov	212.90	247.18	216.50	219.91	244.60	202.06	224.57	224.95	101.06	118.83	259.94	188.29	292.02
Dec	218.03	247.57	217.97	219.91	244.60	202.13	229.87	210.55	101.06	118.83	261.86	188.33	292.02
2016 Jan	218.92	247.57	219.09	219.91	245.35	202.19	231.67	226.45	101.06	118.83	264.10	188.40	292.52
Feb	217.76	247.57	219.09	223.70	248.13	201.07	225.94	239.31	101.06	118.83	261.24	189.65	292.52
Mar	224.87	247.57	219.09	225.40	248.13	200.63	225.20	237.73	101.06	118.83	238.86	189.77	292.52
Apr	222.77	248.90	219.24	229.62	247.85	195.65	239.21	240.36	101.06	118.83	234.40	189.67	292.52
May	226.23	248.90	218.99	231.30	248.01	192.67	275.08	241.96	101.06	118.83	232.09	189.79	292.52
Jun	232.54	250.18	219.30	233.72	248.26	192.23	284.71	245.61	101.06	118.83	230.07	190.22	292.52
Jul	235.62	251.20	220.87	238.04	248.53	193.90	309.70	254.89	99.45	118.83	230.02	190.20	293.85

Contd.

7.9 Index number of wholesale prices by commodities

Year/month	FOOD, BEVERAGES, TOBACCO TEXTILE, APPAREL, LEATHER TEXTILE									
	Mineral Water	Beverages	Tobacco Product	Cotton Yarn	Nylon Yarn	Blended Yarn	Woven Fabrics	Cotton Fabrics	Other Fabrics	Silk & Reyon Fabrics
(2007-08=100)										
2011-12	163.62	133.28	175.62	196.06	190.80	194.74	163.54	167.42	154.74	139.06
2012-13	168.78	137.45	208.80	208.38	181.46	193.63	196.76	175.90	166.96	152.04
2013-14	182.07	151.87	246.42	213.03	178.22	198.57	222.82	189.15	182.16	161.87
2014-15	186.75	170.90	296.01	180.86	157.07	189.75	247.06	199.86	207.66	177.39
2015-16	190.57	172.11	378.88	173.44	147.60	180.47	270.86	203.54	218.26	187.05
2015 Jul	188.22	171.95	356.45	171.27	150.22	188.86	258.39	201.65	214.27	183.23
Aug	188.22	171.95	356.45	167.45	150.22	185.58	258.39	201.65	214.27	183.23
Sep	188.35	171.95	356.45	167.64	147.08	184.15	265.37	201.65	217.95	186.80
Oct	188.35	171.95	356.45	169.21	147.08	183.55	265.37	201.65	217.95	186.80
Nov	188.35	171.95	356.45	178.19	147.08	183.29	265.37	201.65	217.81	186.80
Dec	188.35	171.95	387.30	177.62	147.08	180.89	275.66	201.65	217.81	186.80
2016 Jan	189.02	171.95	387.30	175.73	147.08	178.32	275.66	201.65	217.81	186.80
Feb	189.02	171.95	387.30	175.22	147.08	175.44	275.66	201.65	217.82	186.80
Mar	194.37	172.44	387.30	174.54	147.08	175.44	275.66	204.95	218.24	186.80
Apr	194.37	172.44	390.01	173.67	147.08	176.66	275.66	206.45	220.25	188.44
May	194.37	172.44	390.01	175.29	147.08	176.75	279.42	208.84	222.36	190.96
Jun	195.81	172.44	435.03	175.50	147.08	176.75	279.69	209.07	222.56	191.10
Jul	196.22	172.44	435.03	197.57	147.08	177.11	279.69	208.84	222.36	190.96

Contd.

7.9 Index number of wholesale prices by commodities

Year / month	FOOD, BEVERAGES, TOBACCO TEXTILE, APPAREL, LEATHER TEXTILE										
	Towels	Blankets	Bedsheet	Quilt	Woolen Carpets	Synthetic Carpets	Hosiery Product	Ready made Garments	Leather without Hairs	Other Leather N.E.C	Foot wears
(2007-08=100)											
2011-12	181.78	150.59	165.52	144.49	105.11	147.81	155.38	125.21	109.08	120.09	110.49
2012-13	202.34	179.22	201.81	150.78	106.55	116.43	176.65	137.23	111.60	130.47	134.42
2013-14	231.49	205.36	230.69	166.21	110.96	115.50	191.70	156.73	168.48	288.58	134.22
2014-15	257.45	230.50	249.94	187.32	130.72	124.64	212.44	184.42	215.90	221.91	134.22
2015-16	267.20	241.24	256.29	198.19	155.16	128.26	222.15	193.88	220.42	206.93	137.54
2015 Jul	267.20	235.86	256.29	196.84	132.14	126.27	220.66	193.27	212.68	206.27	134.22
Aug	267.20	235.86	256.29	196.84	132.14	126.27	220.66	193.27	212.68	206.27	134.22
Sep	267.20	235.86	256.29	196.84	132.14	126.27	220.66	193.27	221.97	206.27	134.22
Oct	267.20	235.86	256.29	196.84	132.14	126.27	222.88	193.27	221.97	206.27	134.22
Nov	267.20	243.93	256.29	196.84	142.86	129.25	222.88	193.27	221.97	206.27	137.38
Dec	267.20	243.93	256.29	198.00	142.86	129.25	222.88	193.27	221.97	207.64	137.38
2016 Jan	267.20	243.93	256.29	201.47	154.76	129.25	222.52	193.27	221.97	207.64	137.38
Feb	267.20	243.93	256.29	201.47	166.67	129.25	222.52	193.27	221.97	207.31	137.38
Mar	267.20	243.93	256.29	201.47	181.55	129.25	222.52	193.27	221.97	207.31	139.36
Apr	267.20	243.93	256.29	198.00	181.55	129.25	222.52	193.27	221.97	207.31	140.89
May	267.20	243.93	256.29	198.00	181.55	129.25	222.52	194.45	221.97	207.31	141.36
Jun	267.20	243.93	256.29	195.68	181.55	129.25	222.52	199.39	221.97	207.31	142.43
Jul	267.20	243.93	256.29	198.00	181.55	129.25	222.52	199.61	221.97	207.31	143.05

Contd.

7.9 Index number of wholesale prices by commodities

Year/month	OTHER TRANSPORTABLE GOODS												
	Timber	Printing Paper	Hard Board	Coke	Motor Sprit	Diesel Oil	Kerosine Oil	Furnace Oil	Mobile Oil	Chemicals	Dying Materials	Fertilizers	Pesticides
(2007-08=100)													
2011-12	139.00	127.83	150.70	159.41	155.00	240.05	241.84	200.78	173.18	144.52	105.67	258.65	164.20
2012-13	149.51	158.66	193.63	163.45	168.70	257.74	260.42	177.08	183.78	154.14	105.42	261.38	195.99
2013-14	170.36	169.84	220.14	163.45	184.99	271.23	283.49	176.90	194.20	171.90	115.91	266.33	227.17
2014-15	195.72	167.58	218.10	163.45	147.81	214.81	228.04	132.51	201.20	196.13	145.04	272.04	281.42
2015-16	214.44	163.34	199.14	163.45	120.71	157.60	137.91	70.22	198.20	184.23	146.55	267.53	310.85
2015 Jul	204.34	164.56	197.92	163.45	131.39	187.52	178.93	107.57	201.05	192.95	146.55	272.80	306.30
Aug	204.34	164.56	197.92	163.45	129.65	177.90	165.55	90.81	199.10	187.61	146.55	271.71	306.30
Sep	208.04	164.56	197.92	163.45	124.58	170.11	152.12	76.67	199.10	187.25	146.55	275.23	306.30
Oct	213.18	164.56	197.92	163.45	124.58	170.11	152.12	79.32	199.78	186.09	146.55	274.03	312.37
Nov	214.43	164.56	197.92	163.45	128.80	172.03	152.12	75.72	199.78	185.92	146.55	273.25	312.37
Dec	214.43	161.82	197.92	163.45	128.80	171.49	150.01	65.28	199.78	182.83	146.55	271.62	312.37
2016 Jan	216.25	161.82	197.92	163.45	128.80	155.51	128.46	50.24	199.78	182.92	146.55	270.92	312.37
Feb	216.79	161.82	197.92	163.45	120.33	142.84	115.11	48.20	196.00	183.07	146.55	266.79	312.37
Mar	220.36	161.82	197.92	163.45	106.00	134.76	115.11	51.43	196.00	182.47	146.55	264.83	312.37
Apr	220.36	161.82	197.92	163.45	108.54	136.30	115.11	58.58	196.00	182.61	146.55	262.47	312.37
May	220.36	161.82	197.92	163.45	108.54	136.30	115.11	62.54	196.00	178.78	146.55	256.25	312.37
Jun	220.36	166.34	212.50	163.45	108.54	136.30	115.11	76.28	196.00	178.23	146.55	250.41	312.37
Jul	220.36	165.84	212.50	163.45	108.54	144.34	115.11	80.24	196.00	178.21	146.55	227.23	312.37

Contd.

7.9 Index number of wholesale prices by commodities

Year / month	OTHER TRANSPORTABLE GOODS												
	Insecti- cides	Paints & Varnishes	Medicines	Soaps & Detergent	Auto Tyers	Plastic Products	Glass Sheets	Other Glass Articles	Ceramics & Sanitary	Bricks Blocks & Tiles	Cement	Bed Foams	Matches
(2007-08=100)													
2011-12	125.90	187.97	117.18	151.04	171.17	179.77	168.41	206.10	136.90	165.89	162.19	126.38	118.84
2012-13	120.85	237.85	138.59	167.01	180.56	193.02	192.56	199.82	158.32	176.20	185.77	141.29	132.57
2013-14	143.37	260.43	139.76	180.26	185.96	201.16	207.04	212.10	182.46	193.91	203.42	148.32	143.20
2014-15	160.37	285.05	144.94	178.53	190.42	216.58	220.72	234.52	213.29	206.14	208.01	154.60	146.44
2015-16	135.83	295.05	151.50	176.76	188.83	228.68	231.30	247.70	226.84	215.66	206.72	161.34	162.62
2015 Jul	140.84	291.69	145.20	180.02	191.78	228.67	231.30	243.63	221.02	209.47	207.29	156.67	162.62
Aug	138.59	295.36	145.20	180.05	191.78	228.34	231.30	243.63	221.62	209.99	206.97	156.67	162.62
Sep	138.59	295.36	145.71	180.67	192.83	228.35	231.30	243.63	227.13	209.99	206.87	156.67	162.62
Oct	138.59	295.36	146.38	180.67	192.83	231.05	231.30	243.63	227.13	216.83	206.70	156.67	162.62
Nov	134.66	295.36	146.67	121.33	192.83	231.05	231.30	243.63	227.13	217.09	206.79	156.67	162.62
Dec	134.66	295.36	146.89	181.28	192.83	231.05	231.30	243.63	227.13	217.47	206.53	157.17	162.62
2016 Jan	134.66	295.36	146.89	181.44	192.68	229.95	231.30	243.63	226.78	216.96	206.70	157.17	162.62
Feb	129.81	295.36	153.18	183.70	186.64	226.58	231.30	243.63	227.51	216.02	206.70	167.67	162.62
Mar	133.20	295.36	156.79	182.03	184.65	226.58	231.30	243.63	227.51	217.05	206.40	167.67	162.62
Apr	135.79	295.36	160.98	182.24	184.65	226.58	231.30	243.63	227.51	217.83	205.87	167.67	162.62
May	134.92	295.36	161.67	183.12	181.25	227.58	231.30	254.36	230.06	220.40	205.35	167.67	162.62
Jun	135.64	295.36	162.48	184.58	181.25	228.35	231.30	281.73	231.59	218.86	208.51	167.67	162.62
Jul	137.30	295.36	162.62	185.10	181.25	228.35	233.11	299.07	231.59	218.73	211.95	158.83	162.62

Contd.

7.9 Index number of wholesale prices by commodities

Year/month	METAL PRODUCT MACHINERY & EQUIPMENT									
	Pig Iron	Steel Bars & Sheets	Pipe Fittings	Steel Products	Engine & Motors	Vacuum Pumps	Air Conditioners	Cultivators	Chuff Cutter	Tractors
(2007-08=100)										
2011-12	128.97	133.06	140.66	152.22	109.07	115.39	165.34	184.47	131.97	177.34
2012-13	128.97	134.92	143.38	162.79	109.07	115.39	174.17	187.71	140.67	161.96
2013-14	128.97	140.15	163.38	169.47	109.07	115.39	180.79	215.46	146.36	188.81
2014-15	128.97	144.81	189.28	173.11	109.07	115.39	195.28	224.52	149.20	214.54
2015-16	128.97	128.59	193.28	175.40	109.14	115.24	200.41	219.76	149.20	207.71
2015 Jul	128.97	138.82	193.53	173.54	109.07	115.39	199.53	219.76	149.20	214.54
Aug	128.97	136.92	192.08	173.54	109.07	115.39	199.53	219.76	149.20	214.54
Sep	128.97	130.45	192.08	173.54	109.07	115.39	200.18	219.76	149.20	214.54
Oct	128.97	129.32	192.08	173.54	109.07	115.39	200.18	219.76	149.20	205.43
Nov	128.97	127.63	195.10	173.54	109.07	115.39	200.18	219.76	149.20	205.43
Dec	128.97	127.00	194.96	176.27	109.07	115.39	200.18	219.76	149.20	205.43
2016 Jan	128.97	125.33	193.06	176.27	109.07	115.39	200.18	219.76	149.20	205.43
Feb	128.97	123.59	193.06	176.83	109.24	115.39	200.18	219.76	149.20	205.43
Mar	128.97	123.70	193.06	176.80	109.24	114.95	201.18	219.76	149.20	205.43
Apr	128.97	127.90	193.06	176.99	109.24	114.95	201.18	219.76	149.20	205.43
May	128.97	127.17	193.63	176.99	109.24	114.95	201.18	219.76	149.20	205.43
Jun	128.97	125.30	193.63	176.99	109.24	114.95	201.18	219.76	149.20	205.43
Jul	128.97	124.34	193.63	176.99	109.24	114.95	201.18	219.76	149.20	203.68

Contd.

7.9 Index number of wholesale prices by commodities

Year / month	METAL PRODUCT MACHINERY & EQUIPMENT								
	Lathe Machine	Concrete Mixer	Refrige Wash & Sew mach Iron	Electrical Wires	Lighting Equip-ments	Radio & Television	Motor Vehicles	Motor Cycles	Bicycles
(2007-08=100)									
2011-12	147.58	138.83	162.92	160.69	141.05	130.71	155.07	122.52	166.65
2012-13	147.68	138.83	167.54	160.01	147.57	127.52	170.90	125.06	177.20
2013-14	186.40	138.83	188.44	173.65	163.03	126.49	179.74	125.61	181.58
2014-15	208.81	138.83	197.51	186.83	166.63	126.49	182.92	127.07	184.24
2015-16	208.81	138.83	199.91	194.12	167.74	127.36	184.05	125.89	185.97
2015 Jul	208.81	138.83	198.62	187.86	167.30	126.49	183.03	125.89	185.63
Aug	208.81	138.83	198.62	192.45	167.30	126.49	183.03	125.89	185.63
Sep	208.81	138.83	198.62	192.45	167.30	126.49	183.03	125.89	185.63
Oct	208.81	138.83	200.43	195.19	167.30	126.49	183.03	125.89	185.63
Nov	208.81	138.83	200.43	195.19	167.30	126.49	183.03	125.89	185.63
Dec	208.81	138.83	200.43	195.19	167.30	126.49	183.03	125.89	185.63
2016 Jan	208.81	138.83	199.36	195.19	167.30	126.49	184.14	125.89	185.63
Feb	208.81	138.83	199.42	195.19	167.30	126.49	185.25	125.89	185.63
Mar	208.81	138.83	199.37	195.19	167.30	126.49	185.25	125.89	185.63
Apr	208.81	138.83	200.02	195.19	167.30	126.49	185.25	125.89	185.63
May	208.81	138.83	201.77	195.19	169.52	129.97	185.25	125.89	187.65
Jun	208.81	138.83	201.88	195.19	170.34	133.46	185.25	125.89	187.65
Jul	208.81	138.83	204.01	195.19	172.03	135.55	185.25	125.89	187.65

7.10 Intercity Wholesale Prices of Selected Commodities

Group/Commodity/Item Specification	Unit	City	Prices (Rs.)			% Change in July, 2016 Over	
			July,2016	June, 2016	July, 2015	June, 2016	July, 2015
<u>1. Agriculture Forestry & Fishery</u>							
001. Wheat							
0111201. WHEAT AVG. QLTY.	100 KG.	LAH	3287.50	3237.50	3337.50	1.54	-1.50
		FAS	3250.00	3187.50	3187.50	1.96	1.96
		RAW	3375.00	3275.00	3425.00	3.05	-1.46
		MUL	3175.00	3125.00	3050.00	1.60	4.10
		GUJ	3175.00	3150.00	3112.50	0.79	2.01
		SAH	3156.50	3156.50	3087.50	0.00	2.23
		SAR	3100.00	3000.00	3100.00	3.33	0.00
		SKT	3400.00	3400.00	3375.00	0.00	0.74
		BPR	3212.50	3137.50	3112.50	2.39	3.21
		GJT	3150.00	3150.00	3087.50	0.00	2.02
		KSR	3212.50	3137.50	3225.00	2.39	-0.39
		KAR	3600.00	3500.00	3500.00	2.86	2.86
		HYD	3260.00	3250.00	2980.00	0.31	9.40
		SKR	3400.00	3400.00	3000.00	0.00	13.33
		LRK	3000.00	3000.00	2750.00	0.00	9.09
		MPK	2900.00	2900.00	2875.00	0.00	0.87
		NWB	3000.00	3000.00	2800.00	0.00	7.14
		PSH	3050.00	3000.00	2850.00	1.67	7.02
		BNU	3200.00	3185.00	3450.00	0.47	-7.25
002. Maize							
0112201. MAIZE AVG. QLTY.	40 KG.	LAH	875.00	975.00	1150.00	-10.26	-23.91
		FAS	1450.00	1350.00	1250.00	7.41	16.00
		RAW	1187.50	1187.50	1187.50	0.00	0.00
		SAR	1550.00	1475.00	975.00	5.08	58.97
		KSR	825.00	925.00	1225.00	-10.81	-32.65
		KAR	1640.00	1560.00	1395.00	5.13	17.56
		HYD	1125.00	1150.00	1100.00	-2.17	2.27
		PSH	1160.00	1160.00	925.00	0.00	25.41
		BNU	1400.00	1400.00	1400.00	0.00	0.00
		QTA	1390.00	1390.00	1390.00	0.00	0.00
003. Rice							
0113201. RICE BASMATI SUP. QLTY.	40 KG.	LAH	3462.50	3462.50	3900.00	0.00	-11.22
		FAS	2700.00	2700.00	3750.00	0.00	-28.00
		RAW	4625.00	4575.00	5000.00	1.09	-7.50
		MUL	2900.00	2900.00	3900.00	0.00	-25.64
		GUJ	3050.00	2650.00	3050.00	15.09	0.00
		SKT	3100.00	2640.00	2640.00	17.42	17.42
		KAR	3960.00	3960.00	4100.00	0.00	-3.41
		HYD	3850.00	3850.00	3950.00	0.00	-2.53
		MPK	3600.00	3600.00	4300.00	0.00	-16.28
		PSH	3350.00	3350.00	3650.00	0.00	-8.22
		MNG	3050.00	3000.00	3550.00	1.67	-14.08
		QTA	4800.00	4400.00	4800.00	9.09	0.00
0113202. RICE BASMATI BROKEN AVG. QLTY.	40 KG.	LAH	1820.00	1820.00	2350.00	0.00	-22.55
		RAW	2775.00	2725.00	3075.00	1.83	-9.76
		GUJ	1900.00	1900.00	2100.00	0.00	-9.52
		SAH	1625.00	1625.00	1700.00	0.00	-4.41
		SKT	1800.00	1600.00	1800.00	12.50	0.00
		BPR	1950.00	1750.00	2100.00	11.43	-7.14
		GJT	1800.00	1800.00	1850.00	0.00	-2.70
		KSR	1925.00	1925.00	2400.00	0.00	-19.79
		KAR	1950.00	1950.00	2660.00	0.00	-26.69
		HYD	1825.00	1825.00	2050.00	0.00	-10.98
		SKR	2000.00	2000.00	2000.00	0.00	0.00
		LRK	2500.00	2400.00	3200.00	4.17	-21.88
		MPK	1520.00	1520.00	1450.00	0.00	4.83

Contd.

7.10 Intercity Wholesale Prices of Selected Commodities

Group/Commodity/Item Specification	Unit	City	Prices (Rs.)			% Change in July, 2016 Over			
			July,2016	June, 2016	July, 2015	June, 2016	July, 2015		
0113203. RICE IRRI-9 PUNJAB	40 KG.	PSH	1650.00	1650.00	1950.00	0.00	-15.38		
		BNU	1650.00	1650.00	1650.00	0.00	0.00		
		QTA	2400.00	2200.00	2900.00	9.09	-17.24		
		LAH	1700.00	1700.00	2175.00	0.00	-21.84		
		FAS	1400.00	1400.00	2450.00	0.00	-42.86		
		RAW	2175.00	2125.00	2250.00	2.35	-3.33		
		SAR	1750.00	1675.00	1650.00	4.48	6.06		
0113204. RICE IRRI-6 SINDH	40 KG.	SKT	1600.00	1600.00	1600.00	0.00	0.00		
		QTA	1360.00	1360.00	1360.00	0.00	0.00		
		KAR	1320.00	1320.00	1600.00	0.00	-17.50		
		HYD	1425.00	1425.00	1500.00	0.00	-5.00		
		SKR	1440.00	1440.00	1340.00	0.00	7.46		
		LRK	1360.00	1360.00	1200.00	0.00	13.33		
		NWB	1800.00	1800.00	1630.00	0.00	10.43		
004. Sorghum / Jowar	40 KG.	PSH	1650.00	1650.00	1320.00	0.00	25.00		
		QTA	1080.00	1080.00	1600.00	0.00	-32.50		
0114201. JOWAR AVG. QLTY.	40 KG.	LAH	1550.00	1650.00	1650.00	-6.06	-6.06		
		FAS	1475.00	1475.00	1800.00	0.00	-18.06		
		SAR	1750.00	1750.00	3300.00	0.00	-46.97		
		GJT	1600.00	1800.00	2350.00	-11.11	-31.91		
		KAR	1580.00	1540.00	1300.00	2.60	21.54		
		HYD	1350.00	1350.00	1500.00	0.00	-10.00		
		PSH	1700.00	1700.00	1487.50	0.00	14.29		
005. Millet / Bajra	40 KG.	LAH	1325.00	1225.00	1275.00	8.16	3.92		
		FAS	1550.00	1250.00	1320.00	24.00	17.42		
0118201. BAJRA AVG. QLTY.	40 KG.	SAR	1275.00	1275.00	1350.00	0.00	-5.56		
		GJT	1400.00	1300.00	1300.00	7.69	7.69		
		KAR	1320.00	1300.00	1312.50	1.54	0.57		
		HYD	1500.00	1340.00	1300.00	11.94	15.38		
		PSH	1469.00	1280.00	1320.00	14.77	11.29		
		006. Vegetables	100 KG.	LAH	3950.00	2050.00	1675.00	92.68	135.82
				FAS	3500.00	2250.00	2750.00	55.56	27.27
0122201. CUCUMBER (KHEERA) AVG. QLTY.	40 KG.	RAW	5250.00	1550.00	2775.00	238.71	89.19		
		MUL	4500.00	3250.00	4750.00	38.46	-5.26		
		GUJ	4000.00	1500.00	1050.00	166.67	280.95		
		SAR	7350.00	3350.00	2575.00	119.40	185.44		
		SKT	5500.00	2300.00	2000.00	139.13	175.00		
		KAR	3800.00	1900.00	1675.00	100.00	126.87		
		HYD	3800.00	2800.00	3500.00	35.71	8.57		
		SKR	3000.00	2400.00	2000.00	25.00	50.00		
		PSH	5000.00	2500.00	2400.00	100.00	108.33		
		BNU	4500.00	1500.00	2600.00	200.00	73.08		
		QTA	4200.00	3200.00	8600.00	31.25	-51.16		
		LAH	2440.00	580.00	1547.50	320.69	57.67		
		FAS	2200.00	1100.00	1500.00	100.00	46.67		
		RAW	2425.00	825.00	875.00	193.94	177.14		
		MUL	2200.00	950.00	1150.00	131.58	91.30		
0122401. TOMATOES AVG. QLTY.	40 KG.	GUJ	2400.00	850.00	1475.00	182.35	62.71		
		SAH	2500.00	1110.00	1637.50	125.23	52.67		
		SAR	2350.00	1025.00	1660.00	129.27	41.57		
		SKT	2200.00	1000.00	1050.00	120.00	109.52		
		BPR	2300.00	1240.00	1520.00	85.48	51.32		
		GJT	2400.00	800.00	1450.00	200.00	65.52		
		KAR	1200.00	1080.00	1440.00	11.11	-16.67		
		HYD	2000.00	1400.00	1800.00	42.86	11.11		
		SKR	1600.00	1000.00	1000.00	60.00	60.00		

Contd.

7.10 Intercity Wholesale Prices of Selected Commodities

Group/Commodity/Item Specification	Unit	City	Prices (Rs.)			% Change in July, 2016 Over	
			July,2016	June, 2016	July, 2015	June, 2016	July, 2015
0124201. GARLIC	40 KG.	LRK	2000.00	1900.00	1600.00	5.26	25.00
		MPK	1400.00	1450.00	1000.00	-3.45	40.00
		PSH	1900.00	650.00	960.00	192.31	97.92
		BNU	2000.00	600.00	1500.00	233.33	33.33
		MNG	2400.00	1300.00	1400.00	84.62	71.43
		QTA	1280.00	1280.00	880.00	0.00	45.45
		LAH	6300.00	5500.00	4600.00	14.55	36.96
		FAS	5000.00	3750.00	3400.00	33.33	47.06
		RAW	7675.00	6500.00	3900.00	18.08	96.79
		SAR	8650.00	6850.00	5400.00	26.28	60.19
		SKT	8800.00	7000.00	5200.00	25.71	69.23
		GJT	7000.00	6000.00	4700.00	16.67	48.94
		KAR	7600.00	6000.00	4440.00	26.67	71.17
		HYD	6650.00	6000.00	5450.00	10.83	22.02
		SKR	6800.00	4400.00	4000.00	54.55	70.00
		0124301. ONIONS DRY AVG. QLTY.	40 KG.	PSH	7000.00	6450.00	4800.00
MNG	8800.00			5200.00	5000.00	69.23	76.00
QTA	6400.00			6000.00	4800.00	6.67	33.33
LAH	740.00			690.00	1320.00	7.25	-43.94
FAS	900.00			850.00	1300.00	5.88	-30.77
RAW	925.00			1275.00	1725.00	-27.45	-46.38
MUL	800.00			800.00	1050.00	0.00	-23.81
GJJ	900.00			900.00	1200.00	0.00	-25.00
SAH	912.50			1025.00	1325.00	-10.98	-31.13
SAR	780.00			1025.00	1075.00	-23.90	-27.44
SKT	1200.00			1200.00	1150.00	0.00	4.35
BPR	880.00			880.00	1520.00	0.00	-42.11
GJT	960.00			900.00	1250.00	6.67	-23.20
KSR	980.00			650.00	1320.00	50.77	-25.76
KAR	620.00			600.00	1500.00	3.33	-58.67
HYD	650.00			575.00	1300.00	13.04	-50.00
SKR	600.00	560.00	920.00	7.14	-34.78		
LRK	1000.00	1200.00	1400.00	-16.67	-28.57		
MPK	600.00	650.00	1000.00	-7.69	-40.00		
NWB	1200.00	1200.00	1600.00	0.00	-25.00		
PSH	850.00	850.00	1520.00	0.00	-44.08		
BNU	1200.00	1000.00	1400.00	20.00	-14.29		
MNG	1000.00	1000.00	1400.00	0.00	-28.57		
QTA	1000.00	1000.00	1280.00	0.00	-21.88		
0124902. LADY FINGER AVG. QLTY.	100 KG.	LAH	7750.00	2750.00	3350.00	181.82	131.34
		FAS	5500.00	3250.00	1800.00	69.23	205.56
		RAW	9900.00	3750.00	4150.00	164.00	138.55
		MUL	4500.00	2350.00	3250.00	91.49	38.46
		SKT	8000.00	4000.00	2750.00	100.00	190.91
		KAR	6250.00	2800.00	5750.00	123.21	8.70
		SKR	6000.00	1500.00	2000.00	300.00	200.00
		PSH	7000.00	5000.00	3000.00	40.00	133.33
		BNU	6000.00	4500.00	3000.00	33.33	100.00
		QTA	10000.00	6200.00	9200.00	61.29	8.70
0124903. TINDA AVG. QLTY.	100 KG.	LAH	6100.00	5100.00	4050.00	19.61	50.62
		FAS	7000.00	4500.00	2150.00	55.56	225.58
		RAW	7450.00	3450.00	4250.00	115.94	75.29
		MUL	6250.00	6250.00	2750.00	0.00	127.27
		SKT	7000.00	8500.00	3000.00	-17.65	133.33
		KAR	3800.00	2600.00	2515.00	46.15	51.09
		SKR	3500.00	4000.00	2000.00	-12.50	75.00
		MPK	6100.00	2750.00	3800.00	121.82	60.53
PSH	6000.00	3000.00	3000.00	100.00	100.00		
MNG	6000.00	4000.00	4375.00	50.00	37.14		

Contd.

7.10 Intercity Wholesale Prices of Selected Commodities

Group/Commodity/Item Specification	Unit	City	Prices (Rs.)			% Change in July, 2016 Over	
			July,2016	June, 2016	July, 2015	June, 2016	July, 2015
0124904. BRINJAL AVG. QLT.	100 KG.	LAH	3450.00	1550.00	3350.00	122.58	2.99
		FAS	4500.00	3750.00	1500.00	20.00	200.00
		MUL	3250.00	2700.00	2750.00	20.37	18.18
		SAR	4750.00	3350.00	1325.00	41.79	258.49
		SKT	4500.00	4000.00	2000.00	12.50	125.00
		KAR	2200.00	2100.00	1650.00	4.76	33.33
		SKR	3600.00	2400.00	2400.00	50.00	50.00
		MPK	1900.00	2600.00	1800.00	-26.92	5.56
		PSH	5000.00	4000.00	1300.00	25.00	284.62
		BNU	4500.00	2500.00	2000.00	80.00	125.00
		QTA	2600.00	4600.00	7200.00	-43.48	-63.89
0124905. BOTTLE GOURD (LOKI)	100 KG.	LAH	5900.00	2350.00	1550.00	151.06	280.65
		FAS	3500.00	2200.00	1100.00	59.09	218.18
		RAW	7100.00	2450.00	2550.00	189.80	178.43
		KAR	3750.00	1550.00	1100.00	141.94	240.91
		HYD	3500.00	2800.00	3000.00	25.00	16.67
		SKR	3000.00	1000.00	2000.00	200.00	50.00
		PSH	6000.00	3000.00	3000.00	100.00	100.00
		BNU	2500.00	2500.00	2000.00	0.00	25.00
0124906. KARELLA	100 KG.	LAH	5700.00	1750.00	1975.00	225.71	188.61
		FAS	3500.00	2500.00	1400.00	40.00	150.00
		RAW	6250.00	2275.00	4250.00	174.73	47.06
		SAR	6850.00	2320.00	2000.00	195.26	242.50
		KAR	2100.00	2200.00	2900.00	-4.55	-27.59
		HYD	3500.00	2800.00	4000.00	25.00	-12.50
		SKR	5000.00	1300.00	4000.00	284.62	25.00
		PSH	3000.00	4000.00	2400.00	-25.00	25.00
BNU	5000.00	4000.00	3000.00	25.00	66.67		
<i>007. Fresh Fruits</i>							
0131201. BANANA AVG. QLT.	DOZ.	LAH	74.00	87.50	63.75	-15.43	16.08
		FAS	55.00	55.00	52.50	0.00	4.76
		RAW	100.00	90.00	130.00	11.11	-23.08
		MUL	75.00	95.00	87.50	-21.05	-14.29
		GUJ	87.50	90.00	87.50	-2.78	0.00
		SKT	60.00	100.00	90.00	-40.00	-33.33
		BPR	70.00	67.50	67.50	3.70	3.70
		GJT	75.00	90.00	82.50	-16.67	-9.09
		KAR	47.50	55.00	42.50	-13.64	11.76
		HYD	65.00	90.00	65.00	-27.78	0.00
		SKR	60.00	60.00	50.00	0.00	20.00
		MPK	27.50	27.50	30.00	0.00	-8.33
		PSH	60.00	55.00	67.50	9.09	-11.11
		MNG	145.00	100.00	135.00	45.00	7.41
		0131601. MANGOES SINDHRI AVG. QLT.	40 KG.	KAR	2500.00	2500.00	1900.00
HYD	3500.00			2200.00	3500.00	59.09	0.00
0131602. MANGOES LANGRA AVG. QLT.	40 KG.	LAH	2650.00	2500.00	2175.00	6.00	21.84
		RAW	3025.00	3375.00	2525.00	-10.37	19.80
		MUL	2200.00	3100.00	2500.00	-29.03	-12.00
		GJT	2200.00	1850.00	1530.00	18.92	43.79
		KAR	2300.00	2300.00	1900.00	0.00	21.05
		PSH	2100.00	2400.00	2780.00	-12.50	-24.46
		QTA	3200.00	3200.00	3040.00	0.00	5.26
0131603. MANGOES CHONSA AVG. QLT.	40 KG.	LAH	3525.00	3100.00	2875.00	13.71	22.61
		FAS	3400.00	4250.00	2950.00	-20.00	15.25
		RAW	4025.00	4150.00	4150.00	-3.01	-3.01
		MUL	3000.00	2500.00	3000.00	20.00	0.00
		GJT	4000.00	2500.00	4000.00	60.00	0.00
		KAR	2500.00	3300.00	2500.00	-24.24	0.00

Contd.

7.10 Intercity Wholesale Prices of Selected Commodities

Group/Commodity/Item Specification	Unit	City	Prices (Rs.)			% Change in July, 2016 Over	
			July,2016	June, 2016	July, 2015	June, 2016	July, 2015
0131701. PAPAYA (PAPETA)	40 KG.	LAH	4050.00	3850.00	3700.00	5.19	9.46
		KAR	2300.00	1900.00	2500.00	21.05	-8.00
		HYD	2400.00	2400.00	2100.00	0.00	14.29
		MPK	2250.00	2250.00	2000.00	0.00	12.50
0133001. GRAPES (ANGOOR) AVG. QLTY.	40 KG.	LAH	5250.00	0.00	6250.00	-----	-16.00
		RAW	6100.00	0.00	5050.00	-----	20.79
		KAR	5800.00	0.00	4900.00	-----	18.37
		HYD	5000.00	0.00	9000.00	-----	-44.44
		SKR	6000.00	0.00	5600.00	-----	7.14
		QTA	5200.00	0.00	3040.00	-----	71.05
0134401. STRAWBURY	40 KG.	LAH	2850.00	2850.00	3350.00	0.00	-14.93
		RAW	4650.00	4650.00	5450.00	0.00	-14.68
		KAR	4600.00	4600.00	5000.00	0.00	-8.00
		SKR	2000.00	2000.00	2500.00	0.00	-20.00
0135101. APPLE AVG. QLTY.	40 KG.	LAH	5050.00	4900.00	6250.00	3.06	-19.20
		RAW	2625.00	2625.00	3475.00	0.00	-24.46
		MUL	4200.00	4200.00	4750.00	0.00	-11.58
		KAR	3100.00	2900.00	3700.00	6.90	-16.22
		HYD	5500.00	2800.00	3600.00	96.43	52.78
		SKR	1880.00	3200.00	3200.00	-41.25	-41.25
		PSH	2500.00	2500.00	3500.00	0.00	-28.57
		MNG	6000.00	3600.00	6000.00	66.67	0.00
		QTA	4640.00	3840.00	5400.00	20.83	-14.07
		LAH	6335.00	5450.00	8100.00	16.24	-21.79
0135102. APPLE SUP. QLTY.	40 KG.	RAW	6525.00	6525.00	6375.00	0.00	2.35
		GJT	5600.00	5600.00	7100.00	0.00	-21.13
		KAR	5400.00	5000.00	4800.00	8.00	12.50
		PSH	3100.00	3100.00	3575.00	0.00	-13.29
		MNG	10000.00	5200.00	7200.00	92.31	38.89
		QTA	5640.00	4840.00	6400.00	16.53	-11.88
		LAH	3650.00	0.00	2550.00	-----	43.14
0135501. PEACH(AROO) AVG. QLTY.	40 KG.	RAW	3350.00	0.00	4550.00	-----	-26.37
		KAR	2900.00	0.00	2900.00	-----	0.00
		PSH	2700.00	0.00	1550.00	-----	74.19
		QTA	3840.00	0.00	3800.00	-----	1.05
		LAH	555.00	330.00	600.00	68.18	-7.50
0136101. WATER MELON	40 KG.	FAS	500.00	500.00	350.00	0.00	42.86
		RAW	1175.00	625.00	775.00	88.00	51.61
		MUL	550.00	480.00	735.00	14.58	-25.17
		KSR	490.00	300.00	475.00	63.33	3.16
		KAR	720.00	760.00	640.00	-5.26	12.50
		HYD	950.00	950.00	1000.00	0.00	-5.00
		SKR	400.00	600.00	800.00	-33.33	-50.00
		PSH	800.00	800.00	1050.00	0.00	-23.81
		QTA	760.00	760.00	840.00	0.00	-9.52
		LAH	1250.00	1250.00	1150.00	0.00	8.70
0136102. MUSK MELON (SARDA/GARMA)	40 KG.	RAW	1525.00	1475.00	1475.00	3.39	3.39
		SKT	1000.00	1000.00	2000.00	0.00	-50.00
		KAR	940.00	840.00	1100.00	11.90	-14.55
		PSH	1200.00	1000.00	1750.00	20.00	-31.43
0136103. SWEET MELON (KHURBOZA)	40 KG.	LAH	1135.00	2100.00	1690.00	-45.95	-32.84
		RAW	1625.00	4050.00	2050.00	-59.88	-20.73
		KAR	1160.00	1300.00	1340.00	-10.77	-13.43
		HYD	2000.00	2300.00	2400.00	-13.04	-16.67
<i>008. Dry Fruits</i>							
0138101. ALMOND KAGZI(IN SHELL)AVG. QLTY.	40 KG.	LAH	21800.00	21800.00	21800.00	0.00	0.00
		RAW	16850.00	16250.00	14750.00	3.69	14.24
		MUL	23000.00	23000.00	26500.00	0.00	-13.21
		KAR	25000.00	25000.00	20900.00	0.00	19.62

Contd.

7.10 Intercity Wholesale Prices of Selected Commodities

Group/Commodity/Item Specification	Unit	City	Prices (Rs.)			% Change in July, 2016 Over	
			July,2016	June, 2016	July, 2015	June, 2016	July, 2015
		HYD	22000.00	22000.00	21000.00	0.00	4.76
		MPK	26000.00	27500.00	27000.00	-5.45	-3.70
		PSH	21000.00	21000.00	25500.00	0.00	-17.65
		MNG	22000.00	22000.00	30000.00	0.00	-26.67
		QTA	20000.00	20000.00	13200.00	0.00	51.52
0138401. CHHOARA (DRY DATES) AVG. QLTY.	40 KG.	LAH	3825.00	3825.00	3500.00	0.00	9.29
		FAS	3100.00	3100.00	2300.00	0.00	34.78
		RAW	3950.00	3950.00	4150.00	0.00	-4.82
		MUL	4000.00	4000.00	3900.00	0.00	2.56
		KAR	5300.00	5300.00	4300.00	0.00	23.26
		HYD	3000.00	3200.00	3250.00	-6.25	-7.69
		MPK	2800.00	2800.00	2500.00	0.00	12.00
		PSH	4000.00	3900.00	3400.00	2.56	17.65
		BNU	3700.00	3700.00	3700.00	0.00	0.00
0138501. PISTACHIO(WITHOUT SHELL)AVG. QLTY	40 KG.	LAH	81500.00	81500.00	74500.00	0.00	9.40
		RAW	72500.00	72500.00	72500.00	0.00	0.00
		MUL	71500.00	71500.00	78500.00	0.00	-8.92
		KAR	84000.00	84000.00	86200.00	0.00	-2.55
		HYD	82000.00	82000.00	80000.00	0.00	2.50
		SKR	82000.00	82000.00	83500.00	0.00	-1.80
		PSH	75000.00	75000.00	75000.00	0.00	0.00
		QTA	58000.00	58000.00	58000.00	0.00	0.00
0138901. COCONUT DRY AVG. QLTY.	40 KG.	LAH	9100.00	9100.00	9350.00	0.00	-2.67
		MUL	7100.00	6800.00	8100.00	4.41	-12.35
		GJT	7000.00	7000.00	9000.00	0.00	-22.22
		KAR	8600.00	8200.00	9950.00	4.88	-13.57
		HYD	8000.00	8000.00	9600.00	0.00	-16.67
		SKR	9600.00	9600.00	10000.00	0.00	-4.00
		MPK	8000.00	7800.00	10000.00	2.56	-20.00
		PSH	8000.00	8000.00	9600.00	0.00	-16.67
		MNG	8400.00	8000.00	9200.00	5.00	-8.70
009. Cotton Seeds							
0143101. COTTON SEEDS	40 KG.	FAS	1650.00	1750.00	1250.00	-5.71	32.00
		MUL	1750.00	1700.00	1175.00	2.94	48.94
		SAH	2050.00	2062.50	1475.00	-0.61	38.98
		SAR	1900.00	1775.00	1550.00	7.04	22.58
		SKT	2000.00	1700.00	1733.00	17.65	15.41
		KSR	1425.00	1425.00	1425.00	0.00	0.00
		KAR	2280.00	2280.00	2660.00	0.00	-14.29
		HYD	1400.00	1200.00	1200.00	16.67	16.67
010. Other Oil Seeds							
0144201. MUSTARD SEEDS	40 KG.	FAS	2350.00	2350.00	2150.00	0.00	9.30
		MUL	2175.00	2175.00	2050.00	0.00	6.10
		SAH	2225.00	2125.00	2062.50	4.71	7.88
		BPR	2350.00	2350.00	2150.00	0.00	9.30
		KSR	2750.00	2750.00	2750.00	0.00	0.00
		KAR	2520.00	2520.00	2715.00	0.00	-7.18
		HYD	2300.00	2200.00	2100.00	4.55	9.52
		MPK	2000.00	2100.00	2000.00	-4.76	0.00
		NWB	2100.00	2100.00	1500.00	0.00	40.00
		PSH	3200.00	3200.00	3000.00	0.00	6.67
011. Edible Roots / Potatoes							
0151001. POTATOES WHITE AVG. QLTY.	40 KG.	KAR	660.00	660.00	405.00	0.00	62.96
		HYD	690.00	600.00	480.00	15.00	43.75
		SKR	800.00	580.00	400.00	37.93	100.00
		MPK	800.00	580.00	400.00	37.93	100.00
		QTA	850.00	650.00	660.00	30.77	28.79
0151002. POTATOES RED AVG. QLTY.	40 KG.	LAH	730.00	625.00	675.00	16.80	8.15
		FAS	850.00	720.00	825.00	18.06	3.03

Contd.

7.10 Intercity Wholesale Prices of Selected Commodities

Group/Commodity/Item Specification	Unit	City	Prices (Rs.)			% Change in July, 2016 Over	
			July,2016	June, 2016	July, 2015	June, 2016	July, 2015
		RAW	1175.00	1050.00	737.50	11.90	59.32
		MUL	900.00	900.00	850.00	0.00	5.88
		GUJ	1600.00	905.00	625.00	76.80	156.00
		SAH	690.00	690.00	1025.00	0.00	-32.68
		SAR	1615.00	735.00	540.00	119.73	199.07
		SKT	1500.00	900.00	1000.00	66.67	50.00
		BPR	760.00	760.00	620.00	0.00	22.58
		PSH	900.00	750.00	900.00	20.00	0.00
		MNG	1040.00	900.00	800.00	15.56	30.00
<i>012. Stimulant & Spice Crops</i>							
0165201. RED CHILLIES DRY(WHOLE)	40 KG.	LAH	9550.00	9550.00	9575.00	0.00	-0.26
		FAS	8000.00	7700.00	8350.00	3.90	-4.19
		RAW	9250.00	9250.00	8750.00	0.00	5.71
		MUL	6500.00	6500.00	7700.00	0.00	-15.58
		KAR	8600.00	8200.00	9450.00	4.88	-8.99
		HYD	7800.00	7800.00	8000.00	0.00	-2.50
		MPK	7750.00	7750.00	8000.00	0.00	-3.13
		PSH	8000.00	8000.00	8600.00	0.00	-6.98
		QTA	11600.00	11600.00	11600.00	0.00	0.00
0165401. CUMINSEED WHITE 50 G.PKT.NAT.	EACH	LAH	49.50	49.50	49.50	0.00	0.00
		FAS	48.28	48.28	48.28	0.00	0.00
		RAW	46.00	46.00	46.00	0.00	0.00
		MUL	49.07	49.07	48.67	0.00	0.82
		KAR	50.00	50.00	50.00	0.00	0.00
		HYD	52.00	52.00	52.00	0.00	0.00
		MPK	40.45	40.45	40.45	0.00	0.00
		PSH	51.00	51.00	51.00	0.00	0.00
		MNG	45.00	45.00	45.00	0.00	0.00
		QTA	46.00	46.00	46.00	0.00	0.00
0165402. CARDAMOM LARGE	40 KG.	LAH	104000.00	108000.00	98500.00	-3.70	5.58
		RAW	81500.00	81500.00	109500.00	0.00	-25.57
		MUL	99000.00	99000.00	123000.00	0.00	-19.51
		KAR	110000.00	110000.00	129500.00	0.00	-15.06
		HYD	76000.00	76000.00	120000.00	0.00	-36.67
		MPK	105000.00	105000.00	120000.00	0.00	-12.50
		PSH	64000.00	64000.00	140000.00	0.00	-54.29
		QTA	104000.00	104000.00	104000.00	0.00	0.00
0165403. CARDAMOM SMALL	KG.	LAH	1125.00	1225.00	1175.00	-8.16	-4.26
		RAW	1325.00	1325.00	1325.00	0.00	0.00
		MUL	875.00	875.00	1250.00	0.00	-30.00
		KAR	1375.00	1375.00	1275.00	0.00	7.84
		HYD	1200.00	1350.00	1400.00	-11.11	-14.29
		MPK	1000.00	1000.00	1000.00	0.00	0.00
		PSH	1250.00	1250.00	1375.00	0.00	-9.09
		QTA	925.00	925.00	925.00	0.00	0.00
0165501. CINNAMON	40 KG.	RAW	9250.00	9250.00	9250.00	0.00	0.00
		MUL	9100.00	9100.00	11250.00	0.00	-19.11
		KAR	9300.00	8900.00	10900.00	4.49	-14.68
		PSH	8600.00	8600.00	10000.00	0.00	-14.00
		QTA	5100.00	5100.00	5100.00	0.00	0.00
0165701. GINGER GREEN	40 KG.	LAH	2550.00	2450.00	7050.00	4.08	-63.83
		FAS	2750.00	2750.00	5500.00	0.00	-50.00
		RAW	2975.00	3350.00	8650.00	-11.19	-65.61
		SAR	3435.00	3435.00	6900.00	0.00	-50.22
		SKT	5700.00	5700.00	7200.00	0.00	-20.83
		KAR	2300.00	2200.00	6900.00	4.55	-66.67
		HYD	3200.00	3200.00	7200.00	0.00	-55.56
		SKR	2800.00	3600.00	6000.00	-22.22	-53.33

Contd.

7.10 Intercity Wholesale Prices of Selected Commodities

Group/Commodity/Item Specification	Unit	City	Prices (Rs.)			% Change in July, 2016 Over	
			July,2016	June, 2016	July, 2015	June, 2016	July, 2015
		PSH	4000.00	5200.00	8000.00	-23.08	-50.00
		MNG	3200.00	4000.00	8000.00	-20.00	-60.00
		QTA	6000.00	5600.00	4800.00	7.14	25.00
<i>013. Pulses</i>							
0170101. KIDNEY BEANS DRY WHOLE (LOBIA)	40 KG.	LAH	5075.00	5075.00	5250.00	0.00	-3.33
		RAW	4750.00	4750.00	4725.00	0.00	0.53
		MUL	4250.00	4250.00	4300.00	0.00	-1.16
		KSR	5000.00	5000.00	5250.00	0.00	-4.76
		KAR	4300.00	4300.00	4400.00	0.00	-2.27
		HYD	3400.00	3400.00	3600.00	0.00	-5.56
		PSH	4050.00	4050.00	3900.00	0.00	3.85
		BNU	4500.00	4500.00	4500.00	0.00	0.00
		QTA	5600.00	5600.00	5000.00	0.00	12.00
0170401. MASOOR WHOLE AVG. QLTY.	100 KG.	LAH	11900.00	11900.00	11250.00	0.00	5.78
		FAS	10750.00	10250.00	9875.00	4.88	8.86
		RAW	13650.00	13650.00	12100.00	0.00	12.81
		MUL	11250.00	11250.00	10100.00	0.00	11.39
		SAR	11500.00	11300.00	10250.00	1.77	12.20
		SKT	12300.00	12300.00	11000.00	0.00	11.82
		BPR	12250.00	12250.00	10650.00	0.00	15.02
		GJT	11750.00	11750.00	10750.00	0.00	9.30
		KSR	12250.00	12250.00	11150.00	0.00	9.87
		KAR	11900.00	11700.00	10550.00	1.71	12.80
		HYD	11500.00	11500.00	9550.00	0.00	20.42
		SKR	12000.00	12000.00	11000.00	0.00	9.09
		LRK	11000.00	11000.00	11000.00	0.00	0.00
		MPK	12000.00	12000.00	10500.00	0.00	14.29
		QTA	14600.00	14600.00	14600.00	0.00	0.00
0170402. MASOOR SPLIT AVG. QLTY.	100 KG.	LAH	13650.00	13650.00	13250.00	0.00	3.02
		FAS	12250.00	11750.00	10875.00	4.26	12.64
		RAW	14475.00	14475.00	13400.00	0.00	8.02
		MUL	12562.50	12562.50	11500.00	0.00	9.24
		SAR	13250.00	12650.00	12250.00	4.74	8.16
		SKT	14000.00	13000.00	12800.00	7.69	9.38
		BPR	13250.00	13250.00	11500.00	0.00	15.22
		GJT	14000.00	14000.00	14000.00	0.00	0.00
		KAR	13000.00	13000.00	12350.00	0.00	5.26
		HYD	12400.00	12400.00	10600.00	0.00	16.98
		SKR	14000.00	14000.00	12000.00	0.00	16.67
		LRK	12500.00	12500.00	12000.00	0.00	4.17
		MPK	13000.00	13500.00	11000.00	-3.70	18.18
		PSH	13600.00	13600.00	11800.00	0.00	15.25
		QTA	15200.00	15200.00	15600.00	0.00	-2.56
0170901. GRAM WHOLE YELLOW AVG. QLTY.	100 KG.	LAH	13650.00	10250.00	10250.00	33.17	33.17
		FAS	10500.00	9750.00	7250.00	7.69	44.83
		RAW	16750.00	16250.00	8900.00	3.08	88.20
		MUL	18250.00	16375.00	9250.00	11.45	97.30
		SAR	16100.00	13100.00	9250.00	22.90	74.05
		BPR	16250.00	16250.00	9250.00	0.00	75.68
		GJT	16000.00	14000.00	9000.00	14.29	77.78
		KAR	17600.00	14750.00	9800.00	19.32	79.59
		HYD	14500.00	14500.00	9000.00	0.00	61.11
		SKR	15000.00	13000.00	9250.00	15.38	62.16
		MPK	20000.00	16500.00	11000.00	21.21	81.82
		PSH	18500.00	15625.00	8000.00	18.40	131.25
		BNU	10500.00	9250.00	8200.00	13.51	28.05
		QTA	14600.00	14600.00	13500.00	0.00	8.15
0170902. GRAM SPLIT AVG. QLTY.	100 KG.	LAH	13100.00	12100.00	9100.00	8.26	43.96
		FAS	11750.00	10500.00	7425.00	11.90	58.25

Contd.

7.10 Intercity Wholesale Prices of Selected Commodities

Group/Commodity/Item Specification	Unit	City	Prices (Rs.)			% Change in July, 2016 Over		
			July,2016	June, 2016	July, 2015	June, 2016	July, 2015	
		RAW	13950.00	13750.00	9750.00	1.45	43.08	
		MUL	14250.00	13125.00	9750.00	8.57	46.15	
		GUJ	14750.00	13000.00	10125.00	13.46	45.68	
		SAR	14550.00	13050.00	10000.00	11.49	45.50	
		SKT	14200.00	11500.00	10000.00	23.48	42.00	
		BPR	15000.00	12900.00	10000.00	16.28	50.00	
		GJT	13500.00	12250.00	10125.00	10.20	33.33	
		KAR	13750.00	13000.00	8100.00	5.77	69.75	
		HYD	15500.00	12400.00	10400.00	25.00	49.04	
		SKR	14000.00	13500.00	8500.00	3.70	64.71	
		MPK	14000.00	13000.00	9500.00	7.69	47.37	
		PSH	14350.00	13250.00	8500.00	8.30	68.82	
		BNU	14500.00	12500.00	9000.00	16.00	61.11	
		QTA	16000.00	15600.00	12000.00	2.56	33.33	
0170903.	MASH WHOLE AVG. QLTY.	100 KG.	LAH	23250.00	23250.00	14750.00	0.00	57.63
			FAS	18500.00	18500.00	14500.00	0.00	27.59
			RAW	23225.00	23225.00	16100.00	0.00	44.25
			MUL	17875.00	17875.00	13600.00	0.00	31.43
			SKT	23000.00	22500.00	14000.00	2.22	64.29
			KSR	23600.00	23600.00	14750.00	0.00	60.00
			KAR	22500.00	22600.00	13075.00	-0.44	72.08
0170904.	MASH SPLIT AVG. QLTY.	100 KG.	LAH	24650.00	24650.00	17750.00	0.00	38.87
			FAS	21000.00	21000.00	17250.00	0.00	21.74
			RAW	24900.00	24900.00	17400.00	0.00	43.10
			MUL	22125.00	22125.00	16600.00	0.00	33.28
			SKT	25000.00	24000.00	18000.00	4.17	38.89
			KSR	24750.00	24750.00	16750.00	0.00	47.76
			KAR	23700.00	24000.00	14050.00	-1.25	68.68
			HYD	21600.00	22000.00	16000.00	-1.82	35.00
			SKR	23000.00	23000.00	15000.00	0.00	53.33
			MPK	23000.00	23000.00	16500.00	0.00	39.39
			PSH	25500.00	26400.00	16900.00	-3.41	50.89
			MNG	23000.00	23000.00	16400.00	0.00	40.24
			QTA	26400.00	26400.00	21400.00	0.00	23.36
0170905.	MOONG WHOLE AVG. QLTY.	100 KG.	LAH	13100.00	13100.00	14750.00	0.00	-11.19
			FAS	10500.00	10500.00	9900.00	0.00	6.06
			RAW	14900.00	14900.00	16100.00	0.00	-7.45
			MUL	10375.00	10562.50	12750.00	-1.78	-18.63
			SKT	13000.00	13500.00	14000.00	-3.70	-7.14
			GJT	11500.00	11000.00	11800.00	4.55	-2.54
			KSR	12750.00	12750.00	14250.00	0.00	-10.53
			KAR	12900.00	13000.00	14850.00	-0.77	-13.13
			SKR	13500.00	13500.00	14000.00	0.00	-3.57
			PSH	11800.00	11800.00	13800.00	0.00	-14.49
			MNG	10000.00	11200.00	9200.00	-10.71	8.70
			QTA	15800.00	16400.00	17800.00	-3.66	-11.24
0170906.	MOONG SPLIT AVG. QLTY.	100 KG.	LAH	13300.00	13300.00	15250.00	0.00	-12.79
			FAS	11750.00	11750.00	11500.00	0.00	2.17
			RAW	15050.00	15050.00	16900.00	0.00	-10.95
			MUL	12375.00	12375.00	13750.00	0.00	-10.00
			SKT	13500.00	14400.00	14000.00	-6.25	-3.57
			GJT	12500.00	12000.00	12500.00	4.17	0.00
			KAR	13900.00	14200.00	16000.00	-2.11	-13.13
			HYD	11000.00	12000.00	14000.00	-8.33	-21.43
			SKR	14500.00	14500.00	15000.00	0.00	-3.33
			MPK	14000.00	14000.00	15500.00	0.00	-9.68
			PSH	12000.00	12500.00	13800.00	-4.00	-13.04
			MNG	11200.00	12800.00	12000.00	-12.50	-6.67
			QTA	15400.00	16000.00	17400.00	-3.75	-11.49

Contd.

7.10 Intercity Wholesale Prices of Selected Commodities

Group/Commodity/Item Specification	Unit	City	Prices (Rs.)			% Change in July, 2016 Over	
			July,2016	June, 2016	July, 2015	June, 2016	July, 2015
014. Sugar Crops							
0180206. SUGAR CANE (OPEN MARKET)	40 KG.	FAS	175.00	175.00	175.00	0.00	0.00
		HYD	182.00	182.00	182.00	0.00	0.00
		PSH	212.10	212.10	212.00	0.00	0.05
015. Fibre Crops							
0192101. COTTON SPOT RATE EX-KAR.	40 KG.	KAR	6829.76	6039.00	5310.00	13.09	28.62
0192201. JUTE BAGS LOCAL	100	LAH	12550.00	12250.00	12250.00	2.45	2.45
		FAS	9000.00	9000.00	9000.00	0.00	0.00
		KAR	12450.00	12450.00	11900.00	0.00	4.62
		PSH	9500.00	9500.00	9500.00	0.00	0.00
016. Unmanufactured Tobacco							
0197001. TOBACCO SIND KARO	40 KG.	SAR	5900.00	5900.00	5200.00	0.00	13.46
		SKR	2200.00	2200.00	2200.00	0.00	0.00
		LRK	2500.00	2500.00	2500.00	0.00	0.00
0197002. TOBACCO DESI(MITHA)	40 KG.	LAH	6850.00	6500.00	5450.00	5.38	25.69
		SAR	7400.00	7400.00	6600.00	0.00	12.12
		HYD	5000.00	5200.00	5500.00	-3.85	-9.09
		QTA	2800.00	2800.00	2800.00	0.00	0.00
0197003. TOBACCO SUFAID PATHA	40 KG.	MUL	7100.00	7100.00	7100.00	0.00	0.00
		SAR	6350.00	6350.00	4850.00	0.00	30.93
		KAR	3600.00	3600.00	2880.00	0.00	25.00
		HYD	5200.00	5600.00	6000.00	-7.14	-13.33
		QTA	5415.00	5415.00	5415.00	0.00	0.00
0197004. TOBACCO HUKKA TWISTED	40 KG.	LAH	5850.00	5450.00	4450.00	7.34	31.46
		RAW	2625.00	2625.00	2625.00	0.00	0.00
		MUL	4700.00	4700.00	4700.00	0.00	0.00
		KSR	5850.00	5450.00	4650.00	7.34	25.81
		HYD	5000.00	5500.00	5500.00	-9.09	-9.09
		SKR	8000.00	8000.00	3600.00	0.00	122.22
		QTA	2970.00	2970.00	2970.00	0.00	0.00
0197005. TOBACCO HUKKA PREPARED	40 KG.	LAH	4850.00	4450.00	3850.00	8.99	25.97
		RAW	1525.00	1525.00	1525.00	0.00	0.00
		MUL	1500.00	1500.00	1500.00	0.00	0.00
		KSR	4850.00	4350.00	3700.00	11.49	31.08
		LRK	1500.00	1500.00	1500.00	0.00	0.00
		QTA	1530.00	1530.00	1530.00	0.00	0.00
017. Poultry							
0215101. CHICKEN FARM(LIVE)	1 KG.	LAH	125.50	120.50	156.50	4.15	-19.81
		FAS	130.00	135.00	170.00	-3.70	-23.53
		RAW	129.00	139.00	163.00	-7.19	-20.86
		MUL	137.00	138.00	165.00	-0.72	-16.97
		GUJ	128.00	145.00	154.00	-11.72	-16.88
		SKT	125.00	158.00	150.00	-20.89	-16.67
		BPR	134.00	150.00	172.50	-10.67	-22.32
		KAR	145.50	143.00	197.50	1.75	-26.33
		HYD	150.00	150.00	195.00	0.00	-23.08
		SKR	130.00	164.00	180.00	-20.73	-27.78
		MPK	120.00	134.00	180.00	-10.45	-33.33
		PSH	146.00	172.00	175.00	-15.12	-16.57
		MNG	175.00	195.00	199.00	-10.26	-12.06
		QTA	180.00	170.00	210.00	5.88	-14.29
018. Raw Milk from Bovine Animals							
0221101. FRESH MILK	40 LTR.	LAH	2460.00	3000.00	3000.00	-18.00	-18.00
		FAS	2600.00	2600.00	2200.00	0.00	18.18
		RAW	3337.50	3337.50	3150.00	0.00	5.95
		MUL	2450.00	2450.00	2450.00	0.00	0.00
		SAH	2400.00	2000.00	2000.00	20.00	20.00
		SKT	2600.00	2600.00	2600.00	0.00	0.00
		KSR	2225.00	2225.00	2225.00	0.00	0.00

Contd.

7.10 Intercity Wholesale Prices of Selected Commodities

Group/Commodity/Item Specification	Unit	City	Prices (Rs.)			% Change in July, 2016 Over	
			July,2016	June, 2016	July, 2015	June, 2016	July, 2015
		KAR	3000.00	3000.00	3000.00	0.00	0.00
		HYD	2800.00	2800.00	2800.00	0.00	0.00
		SKR	2800.00	2800.00	2800.00	0.00	0.00
		MPK	2600.00	2600.00	2560.00	0.00	1.56
		PSH	2400.00	2450.00	2400.00	-2.04	0.00
		BNU	2800.00	2800.00	2600.00	0.00	7.69
		QTA	3400.00	2800.00	2800.00	21.43	21.43
<i>019. Eggs</i>							
0231001. EGGS FARM CRATE OF 30 DOZ.	EACH	LAH	2580.00	2100.00	2410.00	22.86	7.05
		FAS	2520.00	2100.00	2520.00	20.00	0.00
		RAW	2545.00	2190.00	2510.00	16.21	1.39
		MUL	2450.00	2100.00	2375.00	16.67	3.16
		GUJ	2250.00	2100.00	2400.00	7.14	-6.25
		SKT	2400.00	2200.00	2600.00	9.09	-7.69
		BPR	2520.00	1800.00	2520.00	40.00	0.00
		KAR	2535.00	2265.00	2642.00	11.92	-4.05
		HYD	2270.00	2370.00	2490.00	-4.22	-8.84
		SKR	2460.00	2220.00	2300.00	10.81	6.96
		MPK	2460.00	2160.00	2040.00	13.89	20.59
		PSH	2100.00	2070.00	2350.00	1.45	-10.64
		MNG	2600.00	2300.00	2500.00	13.04	4.00
		QTA	3000.00	3000.00	3000.00	0.00	0.00
<i>020. Raw Animal Materials / Wool</i>							
0294201. WOOL PAK. SUPERIOR WHITE	40 KG.	LAH	1575.00	1575.00	1575.00	0.00	0.00
		MUL	1750.00	1900.00	1900.00	-7.89	-7.89
		KAR	4350.00	4350.00	3900.00	0.00	11.54
		BNU	2500.00	2500.00	2500.00	0.00	0.00
0294202. WOOL PAK. SUPERIOR YELLOW	40 KG.	LAH	1375.00	1375.00	1375.00	0.00	0.00
		MUL	1050.00	1050.00	1500.00	0.00	-30.00
		KAR	4300.00	4300.00	3900.00	0.00	10.26
		BNU	2250.00	2250.00	2250.00	0.00	0.00
0294203. WOOL PAK MEDIUM WHITE	40 KG.	LAH	1300.00	1300.00	1300.00	0.00	0.00
		MUL	1700.00	1700.00	1700.00	0.00	0.00
		KAR	3600.00	3600.00	3400.00	0.00	5.88
		BNU	2100.00	2100.00	2100.00	0.00	0.00
0294204. WOOL PAK.MEDIUM YELLOW	40 KG.	LAH	1175.00	1175.00	1175.00	0.00	0.00
		MUL	850.00	850.00	1300.00	0.00	-34.62
		KAR	3275.00	3275.00	3100.00	0.00	5.65
		BNU	1850.00	1850.00	1850.00	0.00	0.00
0294205. WOOL COLOURED LIGHT	40 KG.	LAH	925.00	925.00	925.00	0.00	0.00
		MUL	550.00	550.00	750.00	0.00	-26.67
		KAR	2700.00	2700.00	2500.00	0.00	8.00
		BNU	1600.00	1600.00	1600.00	0.00	0.00
0294206. WOOL COLOURED DARK	40 KG.	LAH	825.00	825.00	825.00	0.00	0.00
		MUL	375.00	375.00	650.00	0.00	-42.31
		KAR	2500.00	2500.00	2300.00	0.00	8.70
		BNU	1500.00	1500.00	1500.00	0.00	0.00
<i>021. Hides & Fur Skins, Raw</i>							
0295101. HIDES WET SALTED COW MEDIUM	EACH	LAH	2800.00	2800.00	2300.00	0.00	21.74
		RAW	2150.00	2150.00	2550.00	0.00	-15.69
		MUL	1450.00	1450.00	2050.00	0.00	-29.27
		SKT	2250.00	2250.00	3000.00	0.00	-25.00
		KSR	2800.00	2800.00	2250.00	0.00	24.44
		KAR	4000.00	4000.00	4000.00	0.00	0.00
		HYD	3000.00	3000.00	3000.00	0.00	0.00
		BNU	1700.00	1700.00	1700.00	0.00	0.00
		QTA	3500.00	3500.00	3500.00	0.00	0.00
0295102. HIDES WET SALTED BUFFALO MEDIUM	EACH	LAH	2450.00	2450.00	1900.00	0.00	28.95
		RAW	2150.00	2150.00	2550.00	0.00	-15.69

Contd.

7.10 Intercity Wholesale Prices of Selected Commodities

Group/Commodity/Item Specification	Unit	City	Prices (Rs.)			% Change in July, 2016 Over	
			July,2016	June, 2016	July, 2015	June, 2016	July, 2015
		MUL	2050.00	2050.00	2550.00	0.00	-19.61
		SKT	2250.00	2250.00	3000.00	0.00	-25.00
		KSR	2400.00	2400.00	1800.00	0.00	33.33
		KAR	2700.00	2700.00	2700.00	0.00	0.00
		HYD	1850.00	1850.00	1850.00	0.00	0.00
		BNU	1900.00	1900.00	1900.00	0.00	0.00
		QTA	2400.00	2400.00	2400.00	0.00	0.00
0295103. HIDES WET SALTED CALF MEDIUM	EACH	LAH	2000.00	2000.00	1500.00	0.00	33.33
		RAW	1750.00	1750.00	2150.00	0.00	-18.60
		MUL	850.00	850.00	900.00	0.00	-5.56
		SKT	600.00	600.00	700.00	0.00	-14.29
		KSR	2000.00	2000.00	1400.00	0.00	42.86
		KAR	3900.00	3900.00	3900.00	0.00	0.00
		HYD	2050.00	2050.00	2050.00	0.00	0.00
		BNU	900.00	900.00	900.00	0.00	0.00
		QTA	2300.00	2300.00	2300.00	0.00	0.00
0295301. SHEEP SKIN MEDIUM	100	RAW	25500.00	25500.00	29500.00	0.00	-13.56
		MUL	12500.00	12500.00	16500.00	0.00	-24.24
		KSR	22000.00	22000.00	22000.00	0.00	0.00
		KAR	42500.00	42500.00	42500.00	0.00	0.00
		HYD	20500.00	20500.00	20500.00	0.00	0.00
		PSH	15000.00	15000.00	38000.00	0.00	-60.53
		QTA	50000.00	50000.00	50000.00	0.00	0.00
0295302. SHEEP SKIN LARGE	100	LAH	39000.00	39000.00	39000.00	0.00	0.00
		RAW	31500.00	31500.00	35500.00	0.00	-11.27
		MUL	21000.00	21000.00	21000.00	0.00	0.00
		KSR	30500.00	30500.00	30500.00	0.00	0.00
		KAR	55500.00	55500.00	55500.00	0.00	0.00
		HYD	31500.00	31500.00	31500.00	0.00	0.00
		PSH	20000.00	20000.00	52000.00	0.00	-61.54
		QTA	55000.00	55000.00	55000.00	0.00	0.00
0295401. GOAT SKIN LARGE	100	LAH	40000.00	40000.00	40000.00	0.00	0.00
		RAW	30500.00	30500.00	34500.00	0.00	-11.59
		KSR	37000.00	37000.00	37000.00	0.00	0.00
		KAR	37500.00	37500.00	37500.00	0.00	0.00
		HYD	36500.00	36500.00	36500.00	0.00	0.00
		PSH	20000.00	20000.00	35000.00	0.00	-42.86
		QTA	43500.00	43500.00	43500.00	0.00	0.00
0295402. GOAT SKIN EXTRA LARGE	100	LAH	50000.00	50000.00	50000.00	0.00	0.00
		RAW	32500.00	32500.00	35500.00	0.00	-8.45
		MUL	41000.00	41000.00	37500.00	0.00	9.33
		KSR	45000.00	45000.00	45000.00	0.00	0.00
		KAR	49250.00	49250.00	49250.00	0.00	0.00
		HYD	36750.00	36750.00	36750.00	0.00	0.00
		PSH	26000.00	26000.00	36000.00	0.00	-27.78
		QTA	52500.00	52500.00	52500.00	0.00	0.00
0295403. GOAT SKIN MEDIUM	100	LAH	29000.00	29000.00	29000.00	0.00	0.00
		RAW	26500.00	26500.00	29750.00	0.00	-10.92
		MUL	19000.00	19000.00	19000.00	0.00	0.00
		SKT	30000.00	30000.00	35000.00	0.00	-14.29
		KSR	24500.00	24500.00	24500.00	0.00	0.00
		KAR	24500.00	24500.00	24500.00	0.00	0.00
		PSH	20000.00	20000.00	28000.00	0.00	-28.57
		QTA	37500.00	37500.00	37500.00	0.00	0.00
0295404. GOAT SKIN SMALL	100	LAH	21000.00	21000.00	21000.00	0.00	0.00
		RAW	25500.00	25500.00	28750.00	0.00	-11.30
		SKT	10000.00	10000.00	15000.00	0.00	-33.33
		KSR	18500.00	18500.00	18500.00	0.00	0.00
		KAR	26500.00	26500.00	26500.00	0.00	0.00

Contd.

7.10 Intercity Wholesale Prices of Selected Commodities

Group/Commodity/Item Specification	Unit	City	Prices (Rs.)			% Change in July, 2016 Over	
			July,2016	June, 2016	July, 2015	June, 2016	July, 2015
		PSH	15000.00	15000.00	20000.00	0.00	-25.00
		QTA	27000.00	27000.00	27000.00	0.00	0.00
<i>022. Fuel Wood in Logs</i>							
0313001. FIRE WOOD MIXED DRY	40 KG.	LAH	655.00	655.00	690.00	0.00	-5.07
		FAS	380.00	380.00	380.00	0.00	0.00
		RAW	650.00	650.00	650.00	0.00	0.00
		MUL	490.00	490.00	490.00	0.00	0.00
		GJT	470.00	470.00	470.00	0.00	0.00
		KAR	600.00	600.00	520.00	0.00	15.38
		HYD	400.00	400.00	350.00	0.00	14.29
		SKR	375.00	375.00	375.00	0.00	0.00
		LRK	400.00	400.00	400.00	0.00	0.00
		PSH	675.00	675.00	650.00	0.00	3.85
		MNG	500.00	500.00	500.00	0.00	0.00
		QTA	465.00	465.00	465.00	0.00	0.00
<i>023. Fish Live Fresh or Chilled</i>							
0411901. FISH RAHU RIVER	40 KG.	LAH	8900.00	8900.00	9850.00	0.00	-9.64
		RAW	6450.00	6450.00	6225.00	0.00	3.61
		MUL	7500.00	7250.00	7350.00	3.45	2.04
		HYD	8000.00	8000.00	7500.00	0.00	6.67
		SKR	9850.00	9850.00	10500.00	0.00	-6.19
		PSH	8000.00	8800.00	7600.00	-9.09	5.26
0411902. FISH RAHU SEA	40 KG.	KAR	9550.00	9300.00	4450.00	2.69	114.61
0411903. FISH SURMAI (SEA)	40 KG.	KAR	14700.00	13550.00	10000.00	8.49	47.00
<i>2. Ores/Minerals, Elec., Gas & Water</i>							
<i>024. Coal not Agglomerated</i>							
1101001. COAL	MT.	LAH	9750.00	10250.00	14250.00	-4.88	-31.58
<i>025. Natural Gas Liquified</i>							
1202001. SUI GAS GENERAL INDUSRIAL USE	MMBTU	KAR	600.00	600.00	571.23	0.00	5.04
1202002. LPG	KG.	LAH	69.70	69.70	79.70	0.00	-12.55
		RAW	85.50	90.50	103.00	-5.52	-16.99
		KAR	80.00	80.00	80.00	0.00	0.00
		PSH	90.00	90.00	100.00	0.00	-10.00
		QTA	100.00	100.00	110.00	0.00	-9.09
1202003. CNG	KG.	KAR	67.50	67.50	73.93	0.00	-8.70
<i>026. Salt & Pure Sodium Chloride</i>							
1620001. SALT CRUSHED LAHORI	40 KG.	LAH	195.00	195.00	195.00	0.00	0.00
		RAW	395.00	365.00	365.00	8.22	8.22
		MUL	280.00	280.00	280.00	0.00	0.00
		GJT	240.00	240.00	240.00	0.00	0.00
		KAR	350.00	350.00	350.00	0.00	0.00
		SKR	275.00	275.00	275.00	0.00	0.00
		PSH	200.00	200.00	200.00	0.00	0.00
1620002. SEA SALT	40 KG.	LAH	195.00	195.00	195.00	0.00	0.00
		FAS	400.00	400.00	400.00	0.00	0.00
		KAR	122.50	122.50	122.50	0.00	0.00
		HYD	150.00	150.00	150.00	0.00	0.00
		NWB	300.00	300.00	300.00	0.00	0.00
<i>027. Electrical Energy</i>							
1710011. ELECTRICITY TARRIF B1	KWH.	KAR	15.34	15.34	15.34	0.00	0.00
1710012. ELECTRICITY TARRIF B2	KWH.	KAR	15.15	15.15	15.15	0.00	0.00
1710013. ELECTRICITY TARRIF B3	KWH.	KAR	15.52	15.52	15.50	0.00	0.13
1710014. ELECTRICITY TARRIF B4	KWH.	KAR	15.46	15.46	15.42	0.00	0.26
1710021. ELECTRICITY TARIFF-D1	KWH.	KAR	10.09	11.01	10.75	-8.36	-6.14
1710022. ELECTRICITY TARIFF-D2	KWH.	KAR	11.70	11.70	12.26	0.00	-4.57
<i>3. Food,Beverages,Tobacco,Textiles,Leather</i>							
<i>3a) Food Products, Beverages & Tobacco</i>							
<i>028. Meat of Animals</i>							
2111101. BEEF	40 KG.	LAH	11700.00	11700.00	11200.00	0.00	4.46

Contd.

7.10 Intercity Wholesale Prices of Selected Commodities

Group/Commodity/Item Specification	Unit	City	Prices (Rs.)			% Change in July, 2016 Over	
			July,2016	June, 2016	July, 2015	June, 2016	July, 2015
		FAS	10200.00	10200.00	9300.00	0.00	9.68
		RAW	8950.00	8950.00	8750.00	0.00	2.29
		MUL	9650.00	9650.00	9300.00	0.00	3.76
		SAR	10250.00	10250.00	10200.00	0.00	0.49
		GJT	11200.00	10500.00	10000.00	6.67	12.00
		KAR	11400.00	11400.00	10800.00	0.00	5.56
		HYD	10050.00	10050.00	10050.00	0.00	0.00
		PSH	10800.00	11000.00	10950.00	-1.82	-1.37
		MNG	10800.00	10000.00	10000.00	8.00	8.00
		QTA	15000.00	15000.00	15000.00	0.00	0.00
2111601. MUTTON	40 KG.	LAH	27300.00	27300.00	25750.00	0.00	6.02
		FAS	24000.00	23000.00	19750.00	4.35	21.52
		RAW	26900.00	26250.00	24900.00	2.48	8.03
		MUL	23500.00	23500.00	20600.00	0.00	14.08
		KAR	22200.00	22200.00	21600.00	0.00	2.78
		HYD	21500.00	21500.00	21200.00	0.00	1.42
		PSH	24400.00	24700.00	22800.00	-1.21	7.02
		MNG	20000.00	20000.00	16000.00	0.00	25.00
		QTA	23200.00	23200.00	23200.00	0.00	0.00
<i>029. Vegetables & Fruit Juice</i>							
2133101. TOMATO KETCHUP 300 GM.	DOZ.	LAH	900.00	900.00	815.00	0.00	10.43
		FAS	892.20	892.20	892.20	0.00	0.00
		RAW	1025.00	1025.00	1025.00	0.00	0.00
		MUL	1037.40	1037.40	970.00	0.00	6.95
		GJT	920.00	920.00	910.00	0.00	1.10
		KAR	780.00	780.00	780.00	0.00	0.00
		HYD	724.00	724.00	724.00	0.00	0.00
		SKR	936.72	936.72	936.72	0.00	0.00
		MPK	772.00	772.00	772.00	0.00	0.00
		PSH	1140.00	1080.00	1080.00	5.56	5.56
		MNG	1030.00	1030.00	980.00	0.00	5.10
		QTA	828.00	828.00	828.00	0.00	0.00
2133901. CHILLES & LIME PKL.IN OIL 340 G.	DOZ.	LAH	1100.00	1100.00	1017.00	0.00	8.16
		RAW	1137.50	1137.50	1137.50	0.00	0.00
		KAR	1380.00	1380.00	1092.00	0.00	26.37
		MPK	992.76	992.76	992.76	0.00	0.00
		PSH	1100.00	1100.00	1080.00	0.00	1.85
		QTA	938.00	938.00	938.00	0.00	0.00
<i>030. Dried Fruits & Nuts</i>							
2141101. KISHMISH(RAISIN) AVG. QLTY.	40 KG.	LAH	9900.00	9900.00	9000.00	0.00	10.00
		RAW	8100.00	8100.00	8100.00	0.00	0.00
		MUL	7600.00	7600.00	12250.00	0.00	-37.96
		KAR	10500.00	10500.00	10200.00	0.00	2.94
		HYD	9400.00	9400.00	9400.00	0.00	0.00
		MPK	10000.00	10000.00	12000.00	0.00	-16.67
		PSH	6400.00	5500.00	5450.00	16.36	17.43
		BNU	8900.00	8900.00	8900.00	0.00	0.00
		QTA	5100.00	5100.00	5100.00	0.00	0.00
2141301. GROUND NUT WITH SHELL AVG. QLTY.	40 KG.	LAH	5250.00	5250.00	4450.00	0.00	17.98
		RAW	4650.00	4650.00	3975.00	0.00	16.98
		MUL	5150.00	5150.00	3900.00	0.00	32.05
		KAR	6500.00	6500.00	6900.00	0.00	-5.80
		HYD	4500.00	4500.00	4500.00	0.00	0.00
		MPK	4300.00	4300.00	4300.00	0.00	0.00
		PSH	5600.00	5600.00	5600.00	0.00	0.00
		QTA	7500.00	7500.00	3850.00	0.00	94.81
<i>031. Fruit Juices</i>							
2142901. ROOHAFZA(SHARBAT)	DOZ.	LAH	1700.00	1700.00	1620.00	0.00	4.94
		FAS	1810.00	1770.00	1660.00	2.26	9.04

Contd.

7.10 Intercity Wholesale Prices of Selected Commodities

Group/Commodity/Item Specification	Unit	City	Prices (Rs.)			% Change in July, 2016 Over	
			July,2016	June, 2016	July, 2015	June, 2016	July, 2015
		RAW	1825.00	1745.00	1685.00	4.58	8.31
		MUL	1770.00	1770.00	1650.00	0.00	7.27
		GUJ	1800.00	1800.00	1700.00	0.00	5.88
		BPR	1800.00	1800.00	1680.00	0.00	7.14
		GJT	1800.00	1800.00	1650.00	0.00	9.09
		KAR	1776.00	1776.00	1704.00	0.00	4.23
		HYD	1680.00	1680.00	1680.00	0.00	0.00
		SKR	1720.00	1720.00	1620.00	0.00	6.17
		LRK	1720.00	1720.00	1690.00	0.00	1.78
		PSH	1740.00	1760.00	1680.00	-1.14	3.57
		BNU	1710.00	1710.00	1710.00	0.00	0.00
		MNG	1800.00	1800.00	1675.00	0.00	7.46
		QTA	1980.00	1980.00	1836.00	0.00	7.84
2142902. JAM-E-SHREEN	DOZ.	LAH	1780.00	1780.00	1766.00	0.00	0.79
		FAS	1770.00	1710.00	1660.00	3.51	6.63
		RAW	1810.00	1790.00	1695.00	1.12	6.78
		MUL	1680.00	1680.00	1650.00	0.00	1.82
		GUJ	1700.00	1700.00	1650.00	0.00	3.03
		BPR	1800.00	1800.00	1670.00	0.00	7.78
		KAR	1824.00	1824.00	1776.00	0.00	2.70
		HYD	1800.00	1800.00	1680.00	0.00	7.14
		SKR	1720.00	1720.00	1620.00	0.00	6.17
		PSH	1680.00	1700.00	1670.00	-1.18	0.60
		BNU	1650.00	1650.00	1650.00	0.00	0.00
		MNG	1800.00	1800.00	1670.00	0.00	7.78
2142903. FRUIT JUICE TETRA PACK	DOZ.	LAH	190.00	190.00	190.00	0.00	0.00
		FAS	162.50	162.50	157.50	0.00	3.17
		RAW	157.50	157.50	157.50	0.00	0.00
		MUL	135.00	135.00	135.00	0.00	0.00
		KAR	168.00	168.00	136.00	0.00	23.53
		HYD	150.00	150.00	165.00	0.00	-9.09
		SKR	180.00	180.00	180.00	0.00	0.00
		PSH	130.00	130.00	120.00	0.00	8.33
		QTA	110.00	110.00	110.00	0.00	0.00
2142904. LEMON/ORANGE SQUASH MITCHELS(730ML)	DOZ.	LAH	1540.00	1540.00	1540.00	0.00	0.00
		FAS	1587.00	1560.00	1560.00	1.73	1.73
		RAW	1710.00	1710.00	1710.00	0.00	0.00
		MUL	1767.60	1767.60	1685.00	0.00	4.90
		KAR	1788.00	1788.00	1705.00	0.00	4.87
		HYD	1680.00	1680.00	1680.00	0.00	0.00
		PSH	1800.00	1700.00	1500.00	5.88	20.00
2142905. MUREEY BREWERY (TOPS)	DOZ.	LAH	495.00	495.00	495.00	0.00	0.00
		RAW	1125.00	1125.00	1125.00	0.00	0.00
		KSR	435.00	435.00	435.00	0.00	0.00
2149201. APL/MNG/ORG/MIX. FRUIT JAM 450 G.	DOZ.	LAH	1455.00	1455.00	1455.00	0.00	0.00
		RAW	1390.00	1390.00	1490.00	0.00	-6.71
		KAR	1260.00	1260.00	1260.00	0.00	0.00
		MPK	1183.00	1183.00	1183.00	0.00	0.00
		PSH	1410.00	1410.00	1410.00	0.00	0.00
		QTA	1320.00	1320.00	1320.00	0.00	0.00
2149202. MANGO/MIXED PICKLE IN OIL 340 G.	DOZ.	LAH	1120.00	1120.00	1080.00	0.00	3.70
		RAW	1137.50	1137.50	1137.50	0.00	0.00
		KAR	1380.00	1380.00	1092.00	0.00	26.37
		MPK	992.76	992.76	992.76	0.00	0.00
		PSH	1320.00	1320.00	1320.00	0.00	0.00
		QTA	936.00	936.00	936.00	0.00	0.00
<i>032. Vegetable Oils Refined</i>							
2154101. SOYABEAN COOKING OIL TIN	5 LTR.	LAH	815.00	815.00	874.00	0.00	-6.75
		FAS	820.00	820.00	800.00	0.00	2.50

Contd.

7.10 Intercity Wholesale Prices of Selected Commodities

Group/Commodity/Item Specification	Unit	City	Prices (Rs.)			% Change in July, 2016 Over	
			July,2016	June, 2016	July, 2015	June, 2016	July, 2015
		RAW	820.00	820.00	795.00	0.00	3.14
		MUL	850.00	850.00	850.00	0.00	0.00
		KAR	742.50	742.50	995.00	0.00	-25.38
		HYD	880.00	880.00	880.00	0.00	0.00
		SKR	840.00	840.00	940.00	0.00	-10.64
		MPK	970.00	970.00	970.00	0.00	0.00
		PSH	830.00	840.00	900.00	-1.19	-7.78
		BNU	970.00	970.00	970.00	0.00	0.00
		QTA	840.00	840.00	840.00	0.00	0.00
2154301. SUN FLOWER COOKING OIL	5 LTR.	LAH	815.00	815.00	874.00	0.00	-6.75
		FAS	770.00	770.00	750.00	0.00	2.67
		RAW	820.00	820.00	795.00	0.00	3.14
		MUL	778.85	778.85	778.85	0.00	0.00
		GJT	790.00	790.00	790.00	0.00	0.00
		KAR	742.50	742.50	990.00	0.00	-25.00
		HYD	870.00	870.00	840.00	0.00	3.57
		SKR	840.00	840.00	840.00	0.00	0.00
		PSH	860.00	870.00	980.00	-1.15	-12.24
		MNG	820.00	820.00	880.00	0.00	-6.82
		QTA	900.00	900.00	900.00	0.00	0.00
2154401. MUSTARD & RAPE SEED OIL.	40 KG.	LAH	5550.00	5550.00	5550.00	0.00	0.00
		RAW	6750.00	6750.00	6950.00	0.00	-2.88
		MUL	4750.00	4750.00	4950.00	0.00	-4.04
		KSR	5525.00	5525.00	5525.00	0.00	0.00
		KAR	6100.00	6100.00	6300.00	0.00	-3.17
		HYD	4600.00	4600.00	4900.00	0.00	-6.12
		MPK	4600.00	4700.00	4500.00	-2.13	2.22
		PSH	6750.00	6775.00	6750.00	-0.37	0.00
		BNU	6200.00	6200.00	6200.00	0.00	0.00
		QTA	6000.00	6000.00	6000.00	0.00	0.00
2154801. COTTON SEED OIL	40 KG.	LAH	5625.00	5625.00	5625.00	0.00	0.00
		MUL	4050.00	4050.00	3900.00	0.00	3.85
		GUJ	5200.00	5200.00	5200.00	0.00	0.00
		SAR	4550.00	4450.00	4324.00	2.25	5.23
		KAR	5605.00	5605.00	6040.00	0.00	-7.20
		HYD	4600.00	4550.00	3950.00	1.10	16.46
		SKR	3920.00	3920.00	4320.00	0.00	-9.26
		NWB	6000.00	6000.00	6000.00	0.00	0.00
		PSH	4800.00	4800.00	5500.00	0.00	-12.73
2154901. RAFHAN CORN OIL	2.00 LT	LAH	650.00	650.00	650.00	0.00	0.00
		FAS	690.00	690.00	690.00	0.00	0.00
		RAW	680.00	680.00	537.50	0.00	26.51
		MUL	703.00	703.00	703.00	0.00	0.00
		KAR	695.00	695.00	685.00	0.00	1.46
		HYD	710.00	710.00	730.00	0.00	-2.74
		MPK	704.00	704.00	630.00	0.00	11.75
		PSH	710.00	720.00	700.00	-1.39	1.43
		MNG	730.00	730.00	630.00	0.00	15.87
		QTA	730.00	730.00	730.00	0.00	0.00
033. Vegetable Ghee							
2159001. VEGETABLE GHEE(16 KG TIN)	EACH	LAH	2050.00	2100.00	2130.00	-2.38	-3.76
		RAW	2175.00	2175.00	2110.00	0.00	3.08
		MUL	2180.00	2220.00	2280.00	-1.80	-4.39
		SKT	2070.00	2070.00	2150.00	0.00	-3.72
		KAR	2200.00	2400.00	2150.00	-8.33	2.33
		SKR	1830.00	1830.00	1770.00	0.00	3.39
		MPK	1890.00	1980.00	1930.00	-4.55	-2.07
		PSH	2300.00	2330.00	2340.00	-1.29	-1.71

Contd.

7.10 Intercity Wholesale Prices of Selected Commodities

Group/Commodity/Item Specification	Unit	City	Prices (Rs.)			% Change in July, 2016 Over	
			July,2016	June, 2016	July, 2015	June, 2016	July, 2015
		MNG	2280.00	2300.00	2300.00	-0.87	-0.87
		QTA	2325.00	2325.00	2325.00	0.00	0.00
2159002. VEGETABLE GHEE(DALDA/TULO/HABIB/SHA)	05 KG.	LAH	830.00	830.00	870.00	0.00	-4.60
		FAS	820.00	820.00	785.00	0.00	4.46
		RAW	820.00	820.00	795.00	0.00	3.14
		MUL	845.00	845.00	845.00	0.00	0.00
		SAR	870.00	870.00	865.00	0.00	0.58
		GJT	845.00	845.00	845.00	0.00	0.00
		KAR	840.00	850.00	895.00	-1.18	-6.15
		HYD	875.00	875.00	864.73	0.00	1.19
		SKR	780.00	780.00	720.00	0.00	8.33
		PSH	830.00	830.00	890.00	0.00	-6.74
		QTA	830.00	830.00	960.00	0.00	-13.54
<i>034. Oil Cakes</i>							
2171001. COTTON SEED OIL CAKES	40 KG.	LAH	1525.00	1525.00	1525.00	0.00	0.00
		FAS	1925.00	1875.00	1300.00	2.67	48.08
		MUL	1725.00	1637.50	1335.00	5.34	29.21
		SAR	2080.00	1857.00	1429.00	12.01	45.56
		BPR	1825.00	1825.00	1425.00	0.00	28.07
		HYD	1736.00	1700.00	1200.00	2.12	44.67
		SKR	1640.00	1640.00	1200.00	0.00	36.67
		MPK	1760.00	1700.00	1180.00	3.53	49.15
		PSH	1860.00	1860.00	1260.00	0.00	47.62
		QTA	1250.00	1250.00	925.00	0.00	35.14
2171002. MUSTARD & RAPSEED OIL CAKES	40 KG.	LAH	1250.00	1250.00	1250.00	0.00	0.00
		FAS	1275.00	1250.00	1200.00	2.00	6.25
		MUL	1255.00	1255.00	1125.00	0.00	11.56
		SAR	1262.50	1312.50	1150.00	-3.81	9.78
		BPR	1225.00	1225.00	1075.00	0.00	13.95
		HYD	1200.00	1200.00	1225.00	0.00	-2.04
		SKR	1350.00	1350.00	1350.00	0.00	0.00
		MPK	1100.00	1100.00	1000.00	0.00	10.00
		PSH	1800.00	1800.00	1450.00	0.00	24.14
		QTA	950.00	950.00	950.00	0.00	0.00
<i>035. Processed Liquid Milk</i>							
2211002. MILK PAK/HALEEB/NESTLE (LITRE)	DOZ.	LAH	1290.00	1250.00	1300.00	3.20	-0.77
		FAS	1235.00	1235.00	1182.50	0.00	4.44
		RAW	1195.00	1195.00	1195.00	0.00	0.00
		KAR	1250.00	1250.00	1250.00	0.00	0.00
		HYD	1200.00	1200.00	1125.00	0.00	6.67
		SKR	1140.00	1140.00	1140.00	0.00	0.00
		PSH	1240.00	1240.00	1300.00	0.00	-4.62
		MNG	1300.00	1300.00	1260.00	0.00	3.17
<i>036. Milk & Cream in Solid Form</i>							
2221101. POWD.MILK EVERYDAY(NESTLE)1KG.	EACH	LAH	660.00	660.00	645.00	0.00	2.33
		RAW	620.00	620.00	620.00	0.00	0.00
		MUL	671.32	671.32	648.16	0.00	3.57
		KAR	662.50	662.50	647.50	0.00	2.32
		HYD	680.00	680.00	650.00	0.00	4.62
		SKR	650.00	650.00	620.00	0.00	4.84
		PSH	650.00	650.00	650.00	0.00	0.00
		BNU	680.00	680.00	630.00	0.00	7.94
		QTA	680.00	680.00	680.00	0.00	0.00
2221201. POWDERED MILK(SKIMMED)/BAG 25 KG.	EACH	LAH	11750.00	11750.00	11750.00	0.00	0.00
		RAW	12350.00	12100.00	11775.00	2.07	4.88
		MUL	9100.00	9100.00	10250.00	0.00	-11.22
		KAR	10750.00	9550.00	14000.00	12.57	-23.21
		PSH	8600.00	8600.00	9000.00	0.00	-4.44
		QTA	12500.00	12500.00	12500.00	0.00	0.00

Contd.

7.10 Intercity Wholesale Prices of Selected Commodities

Group/Commodity/Item Specification	Unit	City	Prices (Rs.)			% Change in July, 2016 Over			
			July,2016	June, 2016	July, 2015	June, 2016	July, 2015		
2221202. POWDERED MILK NIDO (1 KG. POLY BA	EACH	LAH	700.00	700.00	700.00	0.00	0.00		
		RAW	738.00	738.00	738.00	0.00	0.00		
		GUJ	738.00	738.00	738.00	0.00	0.00		
		KAR	732.50	732.50	697.50	0.00	5.02		
		HYD	833.33	833.33	772.22	0.00	7.91		
		PSH	774.00	774.00	700.00	0.00	10.57		
<i>037. Ice Cream</i>									
2227001. ICE CREAM POLKA/WALLS	DOZ.	LAH	400.00	400.00	324.00	0.00	23.46		
		RAW	442.50	442.50	442.50	0.00	0.00		
		KAR	288.00	288.00	264.00	0.00	9.09		
		HYD	432.00	432.00	432.00	0.00	0.00		
		SKR	240.00	240.00	240.00	0.00	0.00		
		QTA	456.00	415.00	384.00	9.88	18.75		
<i>038. Dairy Products N.E.C</i>									
2229001. MILO(200 GM. PACK) NESTLE	EACH	LAH	198.00	198.00	198.00	0.00	0.00		
		FAS	175.00	171.66	175.00	1.95	0.00		
		RAW	172.50	172.50	172.50	0.00	0.00		
		MUL	140.00	140.00	140.00	0.00	0.00		
		KAR	190.00	190.00	174.00	0.00	9.20		
		HYD	195.00	195.00	195.00	0.00	0.00		
		MPK	180.00	180.00	180.00	0.00	0.00		
		PSH	190.00	190.00	155.00	0.00	22.58		
		MNG	175.00	175.00	175.00	0.00	0.00		
		QTA	160.00	160.00	150.00	0.00	6.67		
		2229002. LACTOGEN(SOFT PACK 400 GM)	EACH	LAH	390.00	390.00	385.00	0.00	1.30
				FAS	395.83	395.83	405.00	0.00	-2.26
				RAW	405.00	405.00	405.00	0.00	0.00
				MUL	402.79	402.79	402.79	0.00	0.00
KAR	400.00			400.00	400.00	0.00	0.00		
HYD	405.00			405.00	405.00	0.00	0.00		
MPK	405.00			405.00	400.00	0.00	1.25		
PSH	394.00			394.00	399.00	0.00	-1.25		
QTA	395.00	395.00	395.00	0.00	0.00				
<i>039. Wheat Flour</i>									
2311001. WHEAT FLOUR SUP. QLTY.	80 KG.	LAH	3565.00	3565.00	3290.00	0.00	8.36		
		FAS	2880.00	2800.00	2840.00	2.86	1.41		
		RAW	3540.00	3540.00	3637.50	0.00	-2.68		
		MUL	2925.00	2925.00	2925.00	0.00	0.00		
		GUJ	3000.00	3000.00	2920.00	0.00	2.74		
		SAR	2960.00	2900.00	2960.00	2.07	0.00		
		SKT	3800.00	3800.00	3600.00	0.00	5.56		
		GJT	3000.00	3000.00	2970.00	0.00	1.01		
		KAR	3040.00	3000.00	2885.00	1.33	5.37		
		HYD	3520.00	3520.00	3427.53	0.00	2.70		
		SKR	2960.00	2960.00	2880.00	0.00	2.78		
		LRK	3200.00	3100.00	3040.00	3.23	5.26		
		PSH	3300.00	3300.00	3150.00	0.00	4.76		
		QTA	3920.00	3920.00	3080.00	0.00	27.27		
		2311002. WHEAT FLOUR AVG. QLTY	80 KG.	LAH	2960.00	2940.00	2975.00	0.68	-0.50
				FAS	2600.00	2520.00	2600.00	3.17	0.00
				RAW	2900.00	2900.00	2937.50	0.00	-1.28
MUL	2820.00			2775.00	2775.00	1.62	1.62		
SAH	2690.00			2692.50	2600.00	-0.09	3.46		
SAR	2650.00			2600.00	2640.00	1.92	0.38		
BPR	2720.00			2720.00	2800.00	0.00	-2.86		
GJT	2700.00			2700.00	2900.00	0.00	-6.90		
KAR	2880.00			2730.00	2740.00	5.49	5.11		
HYD	3000.00			3000.00	3000.00	0.00	0.00		
SKR	2880.00			2880.00	2840.00	0.00	1.41		

Contd.

7.10 Intercity Wholesale Prices of Selected Commodities

Group/Commodity/Item Specification	Unit	City	Prices (Rs.)			% Change in July, 2016 Over	
			July,2016	June, 2016	July, 2015	June, 2016	July, 2015
		LRK	2800.00	2720.00	2880.00	2.94	-2.78
		MPK	2800.00	2800.00	2600.00	0.00	7.69
		PSH	3020.00	3020.00	2980.00	0.00	1.34
		MNG	2960.00	2920.00	2980.00	1.37	-0.67
		QTA	3880.00	3880.00	3040.00	0.00	27.63
2311003. WHEAT FLOUR/BAG OF 10 KG.	EACH	LAH	370.00	360.00	374.50	2.78	-1.20
		FAS	342.50	335.00	345.00	2.24	-0.72
		RAW	368.25	368.25	365.00	0.00	0.89
		MUL	355.00	350.00	350.00	1.43	1.43
		GUJ	340.00	340.00	350.00	0.00	-2.86
		SKT	360.00	360.00	370.00	0.00	-2.70
		BPR	350.00	350.00	350.00	0.00	0.00
		GJT	340.00	340.00	360.00	0.00	-5.56
		KAR	396.50	386.50	392.50	2.59	1.02
		HYD	390.00	390.00	405.00	0.00	-3.70
		SKR	360.00	357.50	357.50	0.70	0.70
		LRK	362.50	350.00	360.00	3.57	0.69
		MPK	360.00	370.00	350.00	-2.70	2.86
		NWB	350.00	350.00	370.00	0.00	-5.41
		PSH	350.00	350.00	365.00	0.00	-4.11
		QTA	400.00	400.00	340.00	0.00	17.65
2311004. MAIDA AVG. QLTY.	80 KG.	LAH	3660.00	3660.00	3490.00	0.00	4.87
		FAS	3200.00	3000.00	3192.50	6.67	0.23
		RAW	3675.00	3675.00	3737.50	0.00	-1.67
		MUL	3175.00	3175.00	3100.00	0.00	2.42
		SAR	3360.00	3250.00	3360.00	3.38	0.00
		BPR	3425.00	3425.00	3550.00	0.00	-3.52
		GJT	3200.00	3200.00	3240.00	0.00	-1.23
		KAR	3120.00	2965.00	3240.00	5.23	-3.70
		HYD	3280.00	3280.00	3405.00	0.00	-3.67
		SKR	3500.00	3500.00	3300.00	0.00	6.06
		MPK	3360.00	3350.00	3520.00	0.30	-4.55
		PSH	3510.00	3510.00	3360.00	0.00	4.46
		MNG	3580.00	3480.00	3480.00	2.87	2.87
		QTA	4000.00	4000.00	4200.00	0.00	-4.76
2311005. SUJI	85 KG.	LAH	4260.00	4260.00	4175.00	0.00	2.04
		FAS	3400.00	3200.00	3460.00	6.25	-1.73
		RAW	3700.00	3700.00	3762.50	0.00	-1.66
		MUL	3275.00	3275.00	3450.00	0.00	-5.07
		SAH	3604.00	3604.00	3315.00	0.00	8.72
		BPR	3550.00	3550.00	3600.00	0.00	-1.39
		GJT	3400.00	3400.00	3400.00	0.00	0.00
		KAR	3570.00	3420.00	3442.50	4.39	3.70
		HYD	3485.00	3485.00	3485.00	0.00	0.00
		SKR	3782.00	3782.00	3700.00	0.00	2.22
		MPK	3650.00	3650.00	3740.00	0.00	-2.41
		PSH	3580.00	3580.00	3450.00	0.00	3.77
		QTA	5200.00	4400.00	4200.00	18.18	23.81
2311006. CERELAC WHEAT(400 GM.)	EACH	LAH	260.00	260.00	260.00	0.00	0.00
		FAS	248.00	248.00	255.00	0.00	-2.75
		RAW	289.00	289.00	289.00	0.00	0.00
		MUL	252.79	252.79	252.79	0.00	0.00
		KAR	257.00	257.00	198.00	0.00	29.80
		HYD	260.00	260.00	260.00	0.00	0.00
		MPK	255.00	255.00	245.00	0.00	4.08
		PSH	250.00	243.00	243.00	2.88	2.88
		MNG	325.00	325.00	243.00	0.00	33.74
		QTA	245.00	245.00	245.00	0.00	0.00

Contd.

7.10 Intercity Wholesale Prices of Selected Commodities

Group/Commodity/Item Specification	Unit	City	Prices (Rs.)			% Change in July, 2016 Over	
			July,2016	June, 2016	July, 2015	June, 2016	July, 2015
<i>040. Other Cereal Flour</i>							
2312001. BESAN	85 KG.	LAH	11850.00	10910.00	8225.00	8.62	44.07
		FAS	11900.00	11250.00	8200.00	5.78	45.12
		RAW	11850.00	11300.00	8775.00	4.87	35.04
		MUL	12625.00	11422.50	7250.00	10.53	74.14
		GUJ	10500.00	10500.00	8800.00	0.00	19.32
		SAR	12750.00	10800.00	8925.00	18.06	42.86
		SKT	11900.00	11700.00	8925.00	1.71	33.33
		GJT	12140.00	10800.00	8750.00	12.41	38.74
		KSR	12070.00	10900.00	8275.00	10.73	45.86
		KAR	12537.50	11687.50	7437.50	7.27	68.57
		HYD	13770.00	11500.00	8742.00	19.74	57.52
		SKR	12000.00	12000.00	7990.00	0.00	50.19
		MPK	14000.00	11900.00	8500.00	17.65	64.71
		PSH	11050.00	11000.00	5650.00	0.45	95.58
		QTA	11475.00	10030.00	9340.00	14.41	22.86
<i>041. Sugar Refined</i>							
2352001. SUGAR REFINED(BAG)	50 KG.	LAH	3280.00	3150.00	3220.00	4.13	1.86
		FAS	3250.00	3100.00	3175.00	4.84	2.36
		RAW	3262.50	3187.50	3237.50	2.35	0.77
		MUL	3227.50	3077.50	2950.00	4.87	9.41
		GUJ	3270.00	3150.00	3180.00	3.81	2.83
		SKT	3200.00	3100.00	3190.00	3.23	0.31
		GJT	3260.00	3110.00	3180.00	4.82	2.52
		KAR	3100.00	3000.00	3087.50	3.33	0.40
		HYD	3020.00	3020.00	3100.00	0.00	-2.58
		MPK	3180.00	3020.00	3060.00	5.30	3.92
		PSH	3250.00	3130.00	3200.00	3.83	1.56
		MNG	3270.00	3200.00	3207.50	2.19	1.95
		QTA	3300.00	3050.00	3180.00	8.20	3.77
2352002. GUR AVG. QLTY.	40 KG.	LAH	2950.00	2950.00	3010.00	0.00	-1.99
		MUL	3150.00	2760.00	3100.00	14.13	1.61
		SAR	2375.00	2375.00	2700.00	0.00	-12.04
		SKT	3600.00	3600.00	3450.00	0.00	4.35
		KSR	2800.00	2800.00	3010.00	0.00	-6.98
		KAR	3020.00	3020.00	2660.00	0.00	13.53
		HYD	2450.00	2450.00	2400.00	0.00	2.08
		SKR	3200.00	2700.00	3000.00	18.52	6.67
		PSH	2800.00	2750.00	2710.00	1.82	3.32
		MNG	3280.00	3280.00	3080.00	0.00	6.49
		QTA	3200.00	3200.00	3000.00	0.00	6.67
<i>042. Chocolate</i>							
2366001. CHOCLATE CANDY (NOW)	DOZ.	LAH	52.00	52.00	52.00	0.00	0.00
		RAW	54.50	54.50	54.50	0.00	0.00
		BPR	55.00	55.00	55.00	0.00	0.00
		KSR	52.00	52.00	52.00	0.00	0.00
		KAR	52.00	52.00	52.00	0.00	0.00
		PSH	52.00	58.00	51.00	-10.34	1.96
		QTA	54.00	54.00	54.00	0.00	0.00
<i>043. Sugar Confectionary</i>							
2367001. TOFFEE (HILAL)	DOZ.	LAH	10.00	10.00	10.00	0.00	0.00
		RAW	20.00	20.00	20.00	0.00	0.00
		GUJ	10.90	10.90	10.00	0.00	9.00
		SKT	10.00	10.00	10.00	0.00	0.00
		BPR	10.97	10.97	10.97	0.00	0.00
		KSR	10.00	10.00	10.00	0.00	0.00
		KAR	10.00	10.00	10.00	0.00	0.00
		HYD	10.00	10.00	10.00	0.00	0.00
		LRK	15.00	15.00	15.00	0.00	0.00

Contd.

7.10 Intercity Wholesale Prices of Selected Commodities

Group/Commodity/Item Specification	Unit	City	Prices (Rs.)			% Change in July, 2016 Over	
			July,2016	June, 2016	July, 2015	June, 2016	July, 2015
		PSH	15.00	15.00	15.00	0.00	0.00
		QTA	10.00	10.00	10.00	0.00	0.00
<i>044. Coffee & Tea</i>							
2391301. TEA LIPTON YELLOW LABEL 200 G.PKT	06 PKT.	LAH	895.00	895.00	886.00	0.00	1.02
		FAS	857.89	863.15	857.89	-0.61	0.00
		RAW	897.50	897.50	892.50	0.00	0.56
		MUL	852.00	852.00	855.91	0.00	-0.46
		SKT	884.21	884.21	915.00	0.00	-3.37
		KAR	900.00	900.00	871.58	0.00	3.26
		HYD	891.47	891.47	901.20	0.00	-1.08
		SKR	891.48	891.48	783.15	0.00	13.83
		PSH	864.00	864.00	809.00	0.00	6.80
		MNG	840.00	840.00	673.50	0.00	24.72
		QTA	935.34	935.34	870.00	0.00	7.51
2391302. TEA SUPREME 200 G. PKT.	06 PKT.	LAH	788.00	788.00	780.00	0.00	1.03
		FAS	752.63	757.89	768.42	-0.69	-2.05
		RAW	762.50	762.50	767.50	0.00	-0.65
		MUL	750.00	750.00	750.00	0.00	0.00
		SKT	789.47	789.47	631.58	0.00	25.00
		KAR	821.00	821.00	720.00	0.00	14.03
		HYD	793.00	793.00	793.14	0.00	-0.02
		SKR	786.00	786.00	672.00	0.00	16.96
		PSH	860.00	860.00	666.00	0.00	29.13
		MNG	810.00	810.00	570.78	0.00	41.91
		QTA	760.00	760.00	760.00	0.00	0.00
2391303. TEA LOOSE	KG.	LAH	422.50	422.50	432.50	0.00	-2.31
		FAS	500.00	500.00	522.50	0.00	-4.31
		RAW	635.00	635.00	525.00	0.00	20.95
		MUL	490.00	490.00	475.00	0.00	3.16
		SKT	500.00	500.00	500.00	0.00	0.00
		GJT	550.00	550.00	520.00	0.00	5.77
		KAR	440.00	440.00	490.00	0.00	-10.20
		HYD	580.00	580.00	500.00	0.00	16.00
		SKR	475.00	475.00	465.00	0.00	2.15
		MPK	510.00	510.00	275.00	0.00	85.45
		PSH	570.00	570.00	450.00	0.00	26.67
		MNG	500.00	500.00	500.00	0.00	0.00
		QTA	410.00	410.00	410.00	0.00	0.00
2391304. TEA TAPAL MIXTURE (200 G) PKT.	06 PKT	LAH	895.00	895.00	831.00	0.00	7.70
		FAS	815.78	815.78	747.36	0.00	9.15
		RAW	872.50	872.50	787.50	0.00	10.79
		MUL	760.80	760.80	700.78	0.00	8.56
		KAR	915.00	915.00	789.47	0.00	15.90
		HYD	852.64	852.64	834.63	0.00	2.16
		PSH	864.00	864.00	736.00	0.00	17.39
		MNG	780.00	780.00	690.00	0.00	13.04
		QTA	1074.00	1074.00	797.00	0.00	34.76
<i>045. Spices</i>							
2392101. BLACK PEPPER 50 G.PKT.(NATIONAL)	EACH	LAH	91.00	91.00	90.24	0.00	0.84
		RAW	91.50	91.50	88.00	0.00	3.98
		MUL	92.94	92.94	86.89	0.00	6.96
		SKT	86.89	86.89	86.89	0.00	0.00
		KAR	92.00	92.00	92.00	0.00	0.00
		HYD	105.00	105.00	96.00	0.00	9.38
		MPK	90.00	90.00	69.25	0.00	29.96
		PSH	91.00	91.00	87.00	0.00	4.60
		MNG	90.00	90.00	90.00	0.00	0.00
		QTA	86.00	86.00	86.00	0.00	0.00

Contd.

7.10 Intercity Wholesale Prices of Selected Commodities

Group/Commodity/Item Specification	Unit	City	Prices (Rs.)			% Change in July, 2016 Over			
			July,2016	June, 2016	July, 2015	June, 2016	July, 2015		
2392201. RED CHILLIES(200 G PKT.NATIONAL)	EACH	LAH	95.00	95.00	95.00	0.00	0.00		
		FAS	96.32	96.32	96.32	0.00	0.00		
		RAW	96.50	96.50	96.50	0.00	0.00		
		MUL	95.52	95.52	95.52	0.00	0.00		
		SKT	95.52	95.52	95.52	0.00	0.00		
		KAR	100.00	100.00	100.00	0.00	0.00		
		HYD	105.00	105.00	105.00	0.00	0.00		
		MPK	96.50	96.50	96.50	0.00	0.00		
		PSH	92.00	92.00	96.00	0.00	-4.17		
		MNG	106.00	106.00	106.00	0.00	0.00		
2392402. CORRIANDER PWD.200 G. PKT.NAT.	EACH	LAH	87.96	87.96	87.96	0.00	0.00		
		FAS	94.23	94.23	88.78	0.00	6.14		
		RAW	91.50	91.50	91.50	0.00	0.00		
		MUL	97.13	97.13	96.32	0.00	0.84		
		SKT	70.78	70.78	70.78	0.00	0.00		
		KAR	90.00	90.00	84.00	0.00	7.14		
		HYD	104.00	104.00	77.00	0.00	35.06		
		MPK	68.41	68.41	68.41	0.00	0.00		
		PSH	90.00	90.00	70.00	0.00	28.57		
		MNG	104.00	104.00	70.00	0.00	48.57		
2392601. CLOVES	40 KG.	LAH	52500.00	52500.00	50500.00	0.00	3.96		
		RAW	45800.00	46750.00	46750.00	-2.03	-2.03		
		MUL	41500.00	41500.00	51000.00	0.00	-18.63		
		KAR	41500.00	41500.00	50600.00	0.00	-17.98		
		HYD	55500.00	55500.00	55500.00	0.00	0.00		
		MPK	42000.00	42000.00	48000.00	0.00	-12.50		
		PSH	52000.00	52000.00	60000.00	0.00	-13.33		
		QTA	51000.00	51000.00	51000.00	0.00	0.00		
		<i>046. Other Food Products</i>							
		2399401. VINEGAR SYNTHETIC (SIRKA)	DOZ.	LAH	780.00	780.00	720.00	0.00	8.33
RAW	875.00			875.00	875.00	0.00	0.00		
KAR	545.00			545.00	545.00	0.00	0.00		
PSH	720.00			560.00	560.00	28.57	28.57		
QTA	900.00			900.00	900.00	0.00	0.00		
2399901. TURMERIC POWDER(50 G.PKT.NATIONAL)	EACH	LAH	31.50	31.50	31.50	0.00	0.00		
		FAS	31.96	31.96	31.96	0.00	0.00		
		RAW	30.00	30.00	30.00	0.00	0.00		
		MUL	31.69	31.69	31.69	0.00	0.00		
		SKT	31.69	31.69	31.69	0.00	0.00		
		KAR	34.00	34.00	34.00	0.00	0.00		
		HYD	35.00	35.00	35.00	0.00	0.00		
		SKR	31.71	31.71	31.69	0.00	0.06		
		MPK	32.00	32.00	32.00	0.00	0.00		
		PSH	31.20	31.20	31.20	0.00	0.00		
MNG	32.50	32.50	32.50	0.00	0.00				
QTA	30.00	30.00	30.00	0.00	0.00				
<i>047. Mineral Water</i>									
2441001. MINERAL WATER NESTLE(1.5 LTR)	DOZ.	LAH	480.00	480.00	480.00	0.00	0.00		
		FAS	450.00	460.00	440.00	-2.17	2.27		
		RAW	512.50	512.50	512.50	0.00	0.00		
		MUL	530.00	508.00	504.00	4.33	5.16		
		GUJ	450.00	450.00	450.00	0.00	0.00		
		SKT	419.00	419.00	419.00	0.00	0.00		
		KAR	499.00	499.00	456.00	0.00	9.43		
		HYD	500.00	500.00	470.00	0.00	6.38		
		SKR	480.00	480.00	480.00	0.00	0.00		
		MPK	510.00	510.00	418.00	0.00	22.01		

Contd.

7.10 Intercity Wholesale Prices of Selected Commodities

Group/Commodity/Item Specification	Unit	City	Prices (Rs.)			% Change in July, 2016 Over	
			July,2016	June, 2016	July, 2015	June, 2016	July, 2015
		PSH	480.00	480.00	443.00	0.00	8.35
		QTA	528.00	528.00	528.00	0.00	0.00
<i>048. Beverages</i>							
2449001. COCA COLA(CRATE OF 24 BOTTLES)	EACH	LAH	442.00	442.00	442.00	0.00	0.00
		FAS	445.00	445.00	445.00	0.00	0.00
		RAW	405.00	405.00	382.50	0.00	5.88
		MUL	403.00	403.00	403.00	0.00	0.00
		SKT	444.00	444.00	444.00	0.00	0.00
		GJT	444.00	444.00	444.00	0.00	0.00
		KAR	444.00	444.00	444.00	0.00	0.00
		HYD	444.00	444.00	444.00	0.00	0.00
		SKR	432.00	432.00	432.00	0.00	0.00
		MPK	390.00	390.00	390.00	0.00	0.00
		PSH	445.00	445.00	445.00	0.00	0.00
		BNU	475.00	475.00	475.00	0.00	0.00
		MNG	430.00	430.00	430.00	0.00	0.00
		QTA	480.00	480.00	480.00	0.00	0.00
2449002. SEVEN UP (CRATE OF 24 BOTTLES)	EACH	LAH	442.00	442.00	442.00	0.00	0.00
		FAS	445.00	445.00	445.00	0.00	0.00
		RAW	405.00	405.00	382.50	0.00	5.88
		MUL	403.00	403.00	403.00	0.00	0.00
		SKT	444.00	444.00	444.00	0.00	0.00
		GJT	444.00	444.00	444.00	0.00	0.00
		KAR	444.00	444.00	444.00	0.00	0.00
		HYD	444.00	444.00	444.00	0.00	0.00
		SKR	432.00	432.00	432.00	0.00	0.00
		MPK	390.00	390.00	390.00	0.00	0.00
		PSH	445.00	445.00	445.00	0.00	0.00
		BNU	475.00	475.00	475.00	0.00	0.00
		MNG	420.00	420.00	420.00	0.00	0.00
		QTA	480.00	480.00	480.00	0.00	0.00
2449003. MAKKA COLA (CRATE OF 24 BOTTLES)	EACH	MUL	280.00	280.00	280.00	0.00	0.00
		GUJ	280.00	280.00	280.00	0.00	0.00
		SKT	270.00	270.00	270.00	0.00	0.00
		PSH	410.00	410.00	410.00	0.00	0.00
		BNU	322.00	322.00	322.00	0.00	0.00
		MNG	322.00	322.00	322.00	0.00	0.00
2449004. PEPSI COLA (CRATE OF 24 BOTTLES)	EACH	LAH	442.00	442.00	442.00	0.00	0.00
		FAS	445.00	445.00	445.00	0.00	0.00
		RAW	405.00	405.00	382.50	0.00	5.88
		MUL	403.00	403.00	403.00	0.00	0.00
		SKT	444.00	444.00	444.00	0.00	0.00
		GJT	444.00	444.00	444.00	0.00	0.00
		KAR	444.00	444.00	444.00	0.00	0.00
		HYD	444.00	444.00	444.00	0.00	0.00
		SKR	432.00	432.00	432.00	0.00	0.00
		PSH	445.00	445.00	445.00	0.00	0.00
		BNU	475.00	475.00	475.00	0.00	0.00
		MNG	420.00	420.00	420.00	0.00	0.00
		QTA	450.00	450.00	450.00	0.00	0.00
<i>049. Tobacco Products</i>							
2502001. CIGARETTES K-2 10'S (FILTER)	1000	KAR	3075.00	3075.00	2600.00	0.00	18.27
2502002. CIGARETTES MELBOURNE	1000	KAR	3575.00	3575.00	2850.00	0.00	25.44
2502003. CIGARETTES CAPSTAN LSFT 10 SS	1000	KAR	3575.00	3575.00	2850.00	0.00	25.44
2502004. CIGARETTES GOLD LEAF (KSFT) 20	1000	KAR	6250.00	6250.00	5500.00	0.00	13.64
<i>3b) Textiles & Apparels</i>							
<i>050. Cotton Yarn</i>							
2636001. COTTON YARN 10/1 POPULAR FIBER	10 LB.	KAR	925.00	770.00	710.00	20.13	30.28
2636002. COTTON YARN 16/1 MGM	10 LB.	KAR	1160.00	1000.00	980.00	16.00	18.37

Contd.

7.10 Intercity Wholesale Prices of Selected Commodities

Group/Commodity/Item Specification	Unit	City	Prices (Rs.)			% Change in July, 2016 Over	
			July,2016	June, 2016	July, 2015	June, 2016	July, 2015
2636003. COTTON YARN 21/1 SURIYA TEXTILE	10 LB.	KAR	1215.00	1070.00	1080.00	13.55	12.50
2636004. COTTON YARN 42/1 ABDULLAH TEXTILE	10 LB.	KAR	1587.00	1550.00	1600.00	2.39	-0.81
2636005. COTTON YARN 20/2 BAJWA	10 LB.	KAR	1280.00	1180.00	1120.00	8.47	14.29
<i>051. Nylon Yarn</i>							
2643001. NYLON YARN RUPALI(PAK)50/72/00	LB.	KAR	90.00	90.00	95.00	0.00	-5.26
2643002. NYLON YARN GRATON 50/36/00FLAT	LB.	KAR	77.00	77.00	77.00	0.00	0.00
2643003. NYLON YARN GRATON 75/48/0 DTY	LB.	KAR	103.00	103.00	103.00	0.00	0.00
<i>052. Blended Yarn</i>							
2645001. BLND.YARN 30/1 A.A TEX.Z.TW PVC	LB.	KAR	120.75	121.00	134.00	-0.21	-9.89
2645002. BLND.YARN 40/1 SANA	LB.	KAR	135.00	135.00	151.00	0.00	-10.60
2645003. BLND.YARN 60/1 PP AGAR	LB.	KAR	124.00	124.00	124.00	0.00	0.00
2645004. BLND.YARN 30/1 A.A TEX.COMBED	LB.	KAR	121.50	120.00	133.00	1.25	-8.65
2645005. BLND.YARN 40/1 A.A. TEXTILE	LB.	KAR	143.00	143.00	143.00	0.00	0.00
<i>053. Woven Fabrics</i>							
2654001. LIGHT WEIGHT WORSTED (L.PUR)	MTR.	LAH	925.00	925.00	925.00	0.00	0.00
		RAW	1162.50	1162.50	1037.50	0.00	12.05
		KAR	1700.00	1700.00	1475.00	0.00	15.25
2654002. HEAVY WEIGHT SUITING (L.PUR)	MTR.	LAH	1625.00	1625.00	1575.00	0.00	3.17
		RAW	1375.00	1375.00	1325.00	0.00	3.77
		KAR	2350.00	2350.00	2250.00	0.00	4.44
2654003. TWEED (LAWRENCEPUR)	MTR.	LAH	1025.00	1025.00	925.00	0.00	10.81
		RAW	1225.00	1225.00	1125.00	0.00	8.89
		KAR	2050.00	2050.00	1800.00	0.00	13.89
2654004. WORSTED (LAWRENCEPUR)	MTR.	LAH	1075.00	1075.00	975.00	0.00	10.26
		RAW	1275.00	1275.00	1175.00	0.00	8.51
		KAR	1800.00	1800.00	1750.00	0.00	2.86
<i>054. Cotton Fabrics</i>							
2662001. LATHA GUL AHMED 90000 SUP. QLTY.	40 MTR.	LAH	8100.00	8100.00	7900.00	0.00	2.53
		FAS	8550.00	8550.00	8550.00	0.00	0.00
		RAW	5625.00	5625.00	5625.00	0.00	0.00
		MUL	8500.00	8500.00	8095.00	0.00	5.00
		KAR	8500.00	8500.00	8500.00	0.00	0.00
2662002. LATHA PRESIDENT SUP. QLTY.	40 MTR.	HYD	8000.00	8000.00	7000.00	0.00	14.29
		LAH	3700.00	3700.00	3450.00	0.00	7.25
		MUL	7000.00	7000.00	7140.00	0.00	-1.96
2662003. LATHA MAST QALANDER SUP. QLTY.	40 MTR.	KAR	3682.50	3682.50	3682.50	0.00	0.00
		MUL	5300.00	5300.00	4920.00	0.00	7.72
2662004. LATHA MUGHAL-E-AZAM SUP. QLTY.	40 MTR.	KAR	2810.00	2830.00	2810.00	-0.71	0.00
		LAH	3750.00	3750.00	3650.00	0.00	2.74
		FAS	5650.00	5650.00	5650.00	0.00	0.00
		RAW	5525.00	5525.00	5525.00	0.00	0.00
		MUL	5920.00	5920.00	5880.00	0.00	0.68
2669001. LAWN AVG. QLTY.	MTR.	KAR	5300.00	5300.00	5300.00	0.00	0.00
		HYD	7000.00	7000.00	6000.00	0.00	16.67
		LAH	81.00	81.00	75.50	0.00	7.28
		FAS	92.50	92.50	92.50	0.00	0.00
		RAW	122.50	122.50	122.50	0.00	0.00
2669002. LAWN SUP. QLTY.	MTR.	MUL	125.00	125.00	125.00	0.00	0.00
		KAR	130.00	130.00	125.00	0.00	4.00
		HYD	140.00	140.00	120.00	0.00	16.67
		SKR	80.00	83.75	70.00	-4.48	14.29
		QTA	130.00	130.00	130.00	0.00	0.00
		LAH	207.50	207.50	177.50	0.00	16.90
		FAS	230.00	230.00	230.00	0.00	0.00
		RAW	225.00	225.00	225.00	0.00	0.00
		MUL	180.00	180.00	190.00	0.00	-5.26
KAR	275.00	275.00	240.00	0.00	14.58		
QTA	152.50	152.50	152.50	0.00	0.00		

Contd.

7.10 Intercity Wholesale Prices of Selected Commodities

Group/Commodity/Item Specification	Unit	City	Prices (Rs.)			% Change in July, 2016 Over	
			July,2016	June, 2016	July, 2015	June, 2016	July, 2015
2669003. GREY CLOTH 52"	MTR.	LAH	50.00	50.00	45.00	0.00	11.11
		FAS	62.50	62.50	62.50	0.00	0.00
		RAW	41.00	41.00	41.00	0.00	0.00
		MUL	117.50	117.50	117.50	0.00	0.00
		KAR	69.50	69.50	69.50	0.00	0.00
2669004. GREY CLOTH 98"	MTR.	LAH	82.50	82.50	76.50	0.00	7.84
		FAS	122.50	122.50	122.50	0.00	0.00
		KAR	130.00	130.00	130.00	0.00	0.00
2669005. DRILL DYED	MTR.	LAH	75.50	75.50	75.50	0.00	0.00
		FAS	105.00	105.00	105.00	0.00	0.00
		RAW	32.50	32.50	32.50	0.00	0.00
		KAR	141.00	141.00	112.50	0.00	25.33
		QTA	68.00	68.00	68.00	0.00	0.00
<i>056. Silk & Reyon Fabrics</i>							
2679001. KT. SHIRTING AL-KARAM SUP. QLTY.	MTR.	LAH	87.50	87.50	82.50	0.00	6.06
		RAW	132.50	132.50	132.50	0.00	0.00
		KAR	135.00	135.00	135.00	0.00	0.00
2679002. KT. SHIRTING TOYOBO SUP. QLTY.	MTR.	FAS	212.50	212.50	212.50	0.00	0.00
		RAW	132.50	132.50	132.50	0.00	0.00
		MUL	85.00	85.00	85.00	0.00	0.00
		KAR	92.50	92.50	92.50	0.00	0.00
2679003. WOOLY FLAT	MTR.	QTA	73.00	73.00	73.00	0.00	0.00
		LAH	47.50	47.50	47.50	0.00	0.00
		KAR	39.00	39.00	39.00	0.00	0.00
2679004. SILK AVG. QLTY.	MTR.	QTA	62.50	62.50	62.50	0.00	0.00
		LAH	67.50	67.50	59.00	0.00	14.41
		RAW	57.50	57.50	47.50	0.00	21.05
		MUL	95.00	95.00	95.00	0.00	0.00
		KAR	41.00	42.50	41.00	-3.53	0.00
2679005. SILK SUP. QLTY.	MTR.	SKR	45.00	45.00	35.00	0.00	28.57
		QTA	55.00	55.00	55.00	0.00	0.00
		LAH	92.50	92.50	85.50	0.00	8.19
		FAS	237.50	237.50	237.50	0.00	0.00
2679006. LINEN STAR MILL KARACHI	MTR.	RAW	95.00	95.00	77.50	0.00	22.58
		QTA	75.00	75.00	75.00	0.00	0.00
		LAH	127.50	127.50	116.50	0.00	9.44
		KAR	130.00	130.00	107.50	0.00	20.93
		QTA	100.00	100.00	92.00	0.00	8.70
<i>057. Towels</i>							
2684001. TOWEL MED SIZE AVG. QLTY.	DOZ.	LAH	1725.00	1725.00	1725.00	0.00	0.00
		FAS	1650.00	1650.00	1650.00	0.00	0.00
		KSR	1725.00	1725.00	1725.00	0.00	0.00
		KAR	2300.00	2300.00	2300.00	0.00	0.00
		SKR	2040.00	2040.00	2040.00	0.00	0.00
		PSH	2400.00	2400.00	2400.00	0.00	0.00
		QTA	1620.00	1620.00	1620.00	0.00	0.00
<i>058. Blankets</i>							
2711001. BLANKET MOONLITE SINGLE	EACH	LAH	2400.00	2400.00	2400.00	0.00	0.00
		RAW	2975.00	2975.00	2975.00	0.00	0.00
		KAR	2437.50	2437.50	2150.00	0.00	13.37
2711002. BLANKET MOONLITE DOUBLE	EACH	LAH	3000.00	3000.00	3000.00	0.00	0.00
		RAW	3325.00	3325.00	3325.00	0.00	0.00
		KAR	2900.00	2900.00	2650.00	0.00	9.43
<i>059. Bed Sheets</i>							
2712001. BED SHEET COTTON SINGLE AVG. QLTY.	DOZ.	LAH	3250.00	3250.00	3250.00	0.00	0.00
		FAS	4300.00	4300.00	4300.00	0.00	0.00
		KAR	4350.00	4350.00	4350.00	0.00	0.00
		SKR	3960.00	3960.00	3960.00	0.00	0.00

Contd.

7.10 Intercity Wholesale Prices of Selected Commodities

Group/Commodity/Item Specification	Unit	City	Prices (Rs.)			% Change in July, 2016 Over	
			July,2016	June, 2016	July, 2015	June, 2016	July, 2015
		PSH	4800.00	4800.00	4800.00	0.00	0.00
		QTA	3600.00	3600.00	3600.00	0.00	0.00
2712002. BED SHEET COTTON DOUBLE AVG. QLTY.	DOZ.	LAH	5650.00	5650.00	5650.00	0.00	0.00
		FAS	4900.00	4900.00	4900.00	0.00	0.00
		KAR	6750.00	6750.00	6750.00	0.00	0.00
		SKR	7800.00	7800.00	7800.00	0.00	0.00
		PSH	9600.00	9600.00	9600.00	0.00	0.00
		QTA	4250.00	4250.00	4250.00	0.00	0.00
<i>060. Quilts</i>							
2718001. READY MADE QUILT	EACH	LAH	950.00	950.00	875.00	0.00	8.57
		RAW	775.00	775.00	775.00	0.00	0.00
		KAR	1075.00	1025.00	1075.00	4.88	0.00
		PSH	875.00	875.00	925.00	0.00	-5.41
		QTA	600.00	600.00	600.00	0.00	0.00
<i>061. Woolen Carpets</i>							
2721001. WOOLEN CARPET	SQ.FT.	LAH	92.50	92.50	60.00	0.00	54.17
		KAR	60.00	60.00	51.00	0.00	17.65
<i>062. Synthetic Carpets</i>							
2729001. SYNTHETIC CARPET	SQ.FT.	LAH	32.50	32.50	32.50	0.00	0.00
		RAW	24.50	24.50	24.50	0.00	0.00
		KAR	49.00	49.00	45.50	0.00	7.69
		QTA	46.50	46.50	46.50	0.00	0.00
<i>063. Hosiery Products</i>							
2821001. UNDER WEAR MED. SIZE AVG. QLTY.	DOZ.	LAH	1125.00	1125.00	1125.00	0.00	0.00
		FAS	780.00	780.00	780.00	0.00	0.00
		RAW	1875.00	1875.00	1875.00	0.00	0.00
		KAR	1000.00	1000.00	1000.00	0.00	0.00
		SKR	890.00	890.00	890.00	0.00	0.00
		PSH	1440.00	1440.00	1440.00	0.00	0.00
		QTA	420.00	420.00	420.00	0.00	0.00
2821002. VEST (BANYAN)MED. SIZE AVG. QLTY.	DOZ.	LAH	1175.00	1175.00	1175.00	0.00	0.00
		FAS	900.00	900.00	900.00	0.00	0.00
		RAW	1875.00	1875.00	1875.00	0.00	0.00
		KAR	1030.00	1030.00	1030.00	0.00	0.00
		SKR	1322.50	1322.50	1322.50	0.00	0.00
		PSH	1440.00	1440.00	1190.00	0.00	21.01
		QTA	720.00	720.00	720.00	0.00	0.00
2821003. SOCKS NYLON MIXED GENTS SUP. QLTY.	DOZ.	LAH	1125.00	1125.00	1125.00	0.00	0.00
		FAS	710.00	710.00	710.00	0.00	0.00
		RAW	812.50	812.50	812.50	0.00	0.00
		KAR	798.00	798.00	798.00	0.00	0.00
		SKR	860.00	860.00	860.00	0.00	0.00
		PSH	900.00	900.00	840.00	0.00	7.14
		QTA	620.00	620.00	620.00	0.00	0.00
2821004. SOCKS COTTON GENTS AVG. QLTY.	DOZ.	LAH	750.00	750.00	750.00	0.00	0.00
		FAS	510.00	510.00	510.00	0.00	0.00
		KAR	650.00	650.00	650.00	0.00	0.00
<i>064. Readymade Garments</i>							
2823101. PANTS GENTS (W&W) AVG. QLTY.	DOZ.	LAH	4250.00	4250.00	4250.00	0.00	0.00
		RAW	7250.00	7250.00	7250.00	0.00	0.00
		KAR	5780.00	5730.00	5100.00	0.87	13.33
2823102. SHORT	DOZ.	LAH	1250.00	1250.00	1250.00	0.00	0.00
		KAR	1350.00	1350.00	1260.00	0.00	7.14
		HYD	2400.00	2400.00	2400.00	0.00	0.00
2823103. AWAMI SUIT(W&W) AVG. QLTY.	DOZ.	LAH	9000.00	9000.00	9000.00	0.00	0.00
		RAW	13450.00	13350.00	12750.00	0.75	5.49
		KAR	7900.00	7900.00	6700.00	0.00	17.91
		QTA	5400.00	5400.00	5400.00	0.00	0.00

Contd.

7.10 Intercity Wholesale Prices of Selected Commodities

Group/Commodity/Item Specification	Unit	City	Prices (Rs.)			% Change in July, 2016 Over	
			July,2016	June, 2016	July, 2015	June, 2016	July, 2015
2823201. SHIRT GENTS (W&W) AVG. QLTY.	DOZ.	LAH	3225.00	3225.00	3225.00	0.00	0.00
		RAW	4375.00	4375.00	4275.00	0.00	2.34
		KAR	4050.00	4050.00	4050.00	0.00	0.00
2823301. GIRL'S FROCK (W&W)	DOZ.	LAH	8750.00	8750.00	8750.00	0.00	0.00
		RAW	11650.00	11650.00	11100.00	0.00	4.95
		KAR	7500.00	7500.00	6740.00	0.00	11.28
3c) Leather Products							
065. Leather Without Hair							
2912001. SOLE LEATHER 5 MM GR-1	KG.	SAH	700.00	700.00	650.00	0.00	7.69
		KSR	425.00	425.00	425.00	0.00	0.00
2912002. SOLE LEATHER 4.5 MM GR-1	KG.	SAH	725.00	725.00	675.00	0.00	7.41
		KSR	490.00	490.00	490.00	0.00	0.00
2912003. SOLE LEATHER 4 MM GR-1	KG.	SAH	750.00	750.00	700.00	0.00	7.14
		KSR	510.00	510.00	510.00	0.00	0.00
066. Other Leather N.E.C							
2913001. CHROME LEATHER COW ANALINE GR-I	DM.	SAH	19.37	19.37	19.37	0.00	0.00
		KSR	20.45	20.45	21.00	0.00	-2.62
2913002. CHROME LEATHER COW ANALINE GR-II	DM.	SAH	18.29	18.29	18.29	0.00	0.00
		KSR	18.22	18.22	18.22	0.00	0.00
2913003. CHROME LEATHER BUFF CALF (SUP)	DM.	SAH	17.22	17.22	17.22	0.00	0.00
		KSR	18.00	18.00	17.00	0.00	5.88
2913004. CHROME LEATHER BUFF CALF (B)	DM.	SAH	15.60	15.60	15.60	0.00	0.00
		KSR	15.00	15.00	15.00	0.00	0.00
067. Footwears							
2933001. GENTS SHOES PAUL BATA	PAIR	LAH	818.23	818.23	818.23	0.00	0.00
2933002. GENTS SANDAL BATA	PAIR	LAH	572.51	572.51	572.51	0.00	0.00
2933003. GENTS SLATE CHAPPAL BATA	PAIR	LAH	110.08	110.08	110.08	0.00	0.00
2933004. LADIES SANDAL BATA (EMOZIAN)	PAIR	LAH	490.61	490.61	490.61	0.00	0.00
2933005. LADIES SPOUNG CHAPPAL BATA(TROPICAL)	PAIR	LAH	109.52	109.52	109.52	0.00	0.00
2933006. CHILD SHOE POWER LIFE BATA	PAIR	LAH	470.00	450.00	285.85	4.44	64.42
2933007. GENTS SHOES ART 1109 SERVIS	PAIR	LAH	477.00	477.00	477.00	0.00	0.00
2933008. CHEETAH 50 SIZE 3.5	PAIR	LAH	1091.00	1091.00	679.00	0.00	60.68
2933009. SERVIS SHOES WOMEN	PAIR	LAH	370.00	370.00	370.00	0.00	0.00
2933010. SERVIS SHOES CHILDREN	PAIR	LAH	257.00	257.00	257.00	0.00	0.00
4. Other Transportable Goods							
068. Timber							
3131001. TIMBER SHEESHAM	CMT.	LAH	62682.50	62682.50	59151.00	0.00	5.97
		RAW	69746.50	69746.50	64449.50	0.00	8.22
		KAR	59000.00	59000.00	54230.00	0.00	8.80
		PSH	52965.00	52965.00	42378.00	0.00	24.98
		QTA	55582.00	55582.00	55582.00	0.00	0.00
3131002. TIMBER KERUING PINE WOOD	CMT.	RAW	64449.00	64449.00	62683.50	0.00	2.82
		KAR	59000.00	59000.00	53822.50	0.00	9.62
3131003. TIMBER PERTAL	CMT.	LAH	41494.00	41494.00	38845.50	0.00	6.82
		RAW	52089.00	52089.00	48558.00	0.00	7.27
		KAR	43000.00	43000.00	38997.50	0.00	10.26
		PSH	56496.00	56496.00	52372.00	0.00	7.87
		QTA	31050.00	31050.00	31050.00	0.00	0.00
3131004. TIMBER CHIR	CMT.	LAH	36197.00	36197.00	32665.50	0.00	10.81
		RAW	46792.00	46792.00	43260.50	0.00	8.16
		KAR	34500.00	34500.00	31200.00	0.00	10.58
3131005. TIMBER DEODAR	CMT.	RAW	104178.50	104178.50	97998.00	0.00	6.31
		KAR	112500.00	112500.00	105000.00	0.00	7.14
		PSH	105930.00	105930.00	95358.00	0.00	11.09
		QTA	88000.00	88000.00	88000.00	0.00	0.00
3131006. TIMBER TEAK WOOD	CMT.	LAH	147436.00	147436.00	143021.50	0.00	3.09
		KAR	155000.00	155000.00	148450.50	0.00	4.41
069. Printing Paper							
3212901. OFFSET PAPER FLYING FINISH	KG.	KAR	80.00	80.00	78.00	0.00	2.56

Contd.

7.10 Intercity Wholesale Prices of Selected Commodities

Group/Commodity/Item Specification	Unit	City	Prices (Rs.)			% Change in July, 2016 Over	
			July,2016	June, 2016	July, 2015	June, 2016	July, 2015
3212902. ART PAPER "LEYKAM"/CHINA	KG.	KAR	118.00	120.00	115.00	-1.67	2.61
3212903. PRINTING PAPER ROYAL CENTURY	KG.	KAR	90.00	90.00	90.00	0.00	0.00
3212904. PHOTOSTAT PAPER 210X297 A-4(80GM)	KG.	KAR	345.00	345.00	365.00	0.00	-5.48
<i>070. Hard Board</i>							
3213301. KRAFT LINES BOARD (BRAZIL-125)	KG.	KAR	102.00	102.00	95.00	0.00	7.37
<i>071. Coke</i>							
3310001. COKE	MT.	KAR	60000.00	60000.00	60000.00	0.00	0.00
<i>072. Motor Spirit</i>							
3331001. MOTOR SPRIT 87 RON	LTR.	KAR	64.21	64.21	77.73	0.00	-17.39
<i>073. Diesel Oil</i>							
3333001. DIESEL OIL LIGHT SPEED (BULK)	LTR.	KAR	43.28	37.90	61.44	14.20	-29.56
3333002. DIESEL OIL HIGH SPEED(BULK)	LTR.	KAR	72.46	72.46	87.06	0.00	-16.77
<i>074. Kerosine Oil</i>							
3334001. KEROSENE OIL	LTR.	KAR	43.11	43.11	67.01	0.00	-35.67
<i>075. Furnace Oil</i>							
3337001. HIGH SULPHUR FURNACE OIL(HSFO)	MT.	KAR	29155.00	27717.00	39086.00	5.19	-25.41
<i>076. Mobil Oil</i>							
3338001. HAVOLINE MOBIL OIL PETROL ENGN.	4 LTR.	FAS	1950.00	1950.00	1950.00	0.00	0.00
		RAW	1962.50	1962.50	1962.50	0.00	0.00
		MUL	1622.50	1622.50	1780.00	0.00	-8.85
		GJT	1790.00	1790.00	1790.00	0.00	0.00
		KAR	2000.00	2000.00	2157.00	0.00	-7.28
		PSH	1700.00	1700.00	1640.00	0.00	3.66
		QTA	1670.00	1670.00	1670.00	0.00	0.00
3338002. HAVOLINE MOBIL OIL CNG ENGN.	4 LTR.	FAS	1600.00	1600.00	1600.00	0.00	0.00
		RAW	1937.50	1937.50	1937.50	0.00	0.00
		MUL	1562.50	1562.50	1830.00	0.00	-14.62
		GJT	1790.00	1790.00	1835.00	0.00	-2.45
		KAR	1750.00	1750.00	1833.00	0.00	-4.53
		PSH	1700.00	1700.00	1670.00	0.00	1.80
		QTA	1725.00	1725.00	1725.00	0.00	0.00
<i>077. Chemicals</i>							
3414001. STEARIC ACID	LB.	LAH	117.50	117.50	155.00	0.00	-24.19
		KAR	80.50	80.50	97.50	0.00	-17.44
3414002. ACETIC ACID	LB.	LAH	80.00	80.00	100.00	0.00	-20.00
		KAR	37.00	37.00	49.00	0.00	-24.49
		PSH	49.00	49.00	54.00	0.00	-9.26
3414003. TARTARIC POWDER	50 KG.	LAH	16000.00	16000.00	18500.00	0.00	-13.51
		KAR	3700.00	3700.00	11000.00	0.00	-66.36
3414004. CITRIC ACID	50 KG.	LAH	5400.00	5400.00	6000.00	0.00	-10.00
		KAR	5400.00	4665.00	6125.00	15.76	-11.84
		PSH	5800.00	5800.00	5700.00	0.00	1.75
3414005. CHINA CLAY	M.T.	KAR	45000.00	45000.00	52000.00	0.00	-13.46
3414006. BLEACHING POWDER	50 KG.	LAH	2600.00	2600.00	2600.00	0.00	0.00
		KSR	2675.00	2675.00	2675.00	0.00	0.00
		KAR	2750.00	2750.00	2275.00	0.00	20.88
		PSH	3000.00	3000.00	2700.00	0.00	11.11
3414007. GLUCOSE POWDER	50 KG.	LAH	4600.00	4600.00	5000.00	0.00	-8.00
		KAR	3800.00	4000.00	5375.00	-5.00	-29.30
		PSH	4500.00	4500.00	5200.00	0.00	-13.46
3422001. ZINC OXIDE	50 KG.	LAH	21000.00	21000.00	20000.00	0.00	5.00
		PSH	15000.00	15000.00	15000.00	0.00	0.00
3423101. CAUSTIC SODA	50 KG.	LAH	3800.00	3800.00	3700.00	0.00	2.70
		KSR	3725.00	3725.00	3725.00	0.00	0.00
		KAR	3925.00	3925.00	3710.00	0.00	5.80
		PSH	3900.00	3900.00	3700.00	0.00	5.41
3423102. SULPHURIC ACID	100 KG.	LAH	2200.00	2200.00	2500.00	0.00	-12.00
		KAR	2245.00	2245.00	2300.00	0.00	-2.39
		PSH	1600.00	1600.00	2000.00	0.00	-20.00

Contd.

7.10 Intercity Wholesale Prices of Selected Commodities

Group/Commodity/Item Specification	Unit	City	Prices (Rs.)			% Change in July, 2016 Over	
			July,2016	June, 2016	July, 2015	June, 2016	July, 2015
3423103. MERCURY	KG.	LAH	11000.00	11000.00	13000.00	0.00	-15.38
		KAR	8000.00	9000.00	12300.00	-11.11	-34.96
		PSH	5500.00	9000.00	11000.00	-38.89	-50.00
3424001. SODA ASH LIGHT 80 KG. BAG	BAG	LAH	3360.00	3360.00	3500.00	0.00	-4.00
		KSR	3425.00	3425.00	3550.00	0.00	-3.52
		KAR	1975.00	1975.00	2900.00	0.00	-31.90
		PSH	3440.00	3360.00	3360.00	2.38	2.38
3424002. SODIUM BI- CARBONATE.	50 KG.	LAH	2400.00	2400.00	2500.00	0.00	-4.00
		KAR	2160.00	2160.00	2290.00	0.00	-5.68
		PSH	2400.00	2400.00	2320.00	0.00	3.45
3424003. SALT EPSUM	100 KG.	LAH	1400.00	1400.00	1500.00	0.00	-6.67
		KAR	1980.00	1980.00	1625.00	0.00	21.85
		PSH	2200.00	2200.00	2600.00	0.00	-15.38
<i>078. Dyeing Material</i>							
3431001. DYES RED B-BASE	LB.	KAR	270.00	270.00	270.00	0.00	0.00
3431002. DYES ORITEX JAPAN RED HR-2.	LB.	KAR	225.00	225.00	225.00	0.00	0.00
3431003. DYED REACTIVE VIOLET H-3R	LB.	KAR	250.00	250.00	250.00	0.00	0.00
<i>079. Fertilizers</i>							
3461101. SONA UREA	MT.	LAH	27000.00	36000.00	37000.00	-25.00	-27.03
		FAS	28000.00	31000.00	38000.00	-9.68	-26.32
		MUL	27600.00	34600.00	37000.00	-20.23	-25.41
		PSH	28000.00	35400.00	38600.00	-20.90	-27.46
3461102. KISAN UREA	MT.	LAH	27000.00	36000.00	37000.00	-25.00	-27.03
		FAS	27600.00	30400.00	37600.00	-9.21	-26.60
		MUL	26600.00	33600.00	36000.00	-20.83	-26.11
		GUJ	26000.00	31000.00	34800.00	-16.13	-25.29
		PSH	28000.00	34600.00	37000.00	-19.08	-24.32
3461401. CALCIUM AMMONIUM NITRATE	MT.	LAH	23000.00	30000.00	32500.00	-23.33	-29.23
		FAS	24000.00	28000.00	32000.00	-14.29	-25.00
		MUL	21600.00	27000.00	30400.00	-20.00	-28.95
		GUJ	28000.00	28000.00	32000.00	0.00	-12.50
		PSH	31000.00	31000.00	31000.00	0.00	0.00
3462101. SINGLE SUPPER PHOSPHATE (GR) 18PC	MT.	LAH	17000.00	18000.00	20000.00	-5.56	-15.00
		FAS	18000.00	19000.00	21000.00	-5.26	-14.29
		MUL	13600.00	15600.00	18600.00	-12.82	-26.88
		GUJ	16000.00	16000.00	18000.00	0.00	-11.11
		PSH	18000.00	18000.00	20000.00	0.00	-10.00
3462102. SINGLE SUPER PHOSPHATE (PD) 18PC	MT.	LAH	21000.00	21000.00	21000.00	0.00	0.00
		FAS	21950.00	21950.00	21950.00	0.00	0.00
		MUL	21900.00	21900.00	21900.00	0.00	0.00
		GUJ	22000.00	22000.00	22000.00	0.00	0.00
		PSH	25100.00	25100.00	25100.00	0.00	0.00
3462103. TRIPLE SUPER PHOSPHATE (GR)	MT.	LAH	61750.00	61750.00	61750.00	0.00	0.00
		FAS	61850.00	61850.00	61850.00	0.00	0.00
		MUL	62050.00	62050.00	62050.00	0.00	0.00
		GUJ	66000.00	66000.00	66000.00	0.00	0.00
		PSH	60000.00	60000.00	60000.00	0.00	0.00
3463201. SULPHATE OF POTASH	MT.	LAH	89000.00	99000.00	103000.00	-10.10	-13.59
		MUL	83600.00	83600.00	83600.00	0.00	0.00
		KSR	89000.00	99000.00	103000.00	-10.10	-13.59
3464101. NITRO PHOSPHATE	MT.	LAH	39000.00	42000.00	50500.00	-7.14	-22.77
		FAS	39000.00	41000.00	52000.00	-4.88	-25.00
		MUL	37600.00	37400.00	50000.00	0.53	-24.80
		GUJ	40000.00	40000.00	54000.00	0.00	-25.93
		PSH	40000.00	40000.00	51000.00	0.00	-21.57
3464201. DIA-AMMONIUM PHOSPHATE	MT.	LAH	57000.00	59000.00	75000.00	-3.39	-24.00
		FAS	54000.00	56000.00	75000.00	-3.57	-28.00
		MUL	54600.00	53400.00	74200.00	2.25	-26.42

Contd.

7.10 Intercity Wholesale Prices of Selected Commodities

Group/Commodity/Item Specification	Unit	City	Prices (Rs.)			% Change in July, 2016 Over	
			July,2016	June, 2016	July, 2015	June, 2016	July, 2015
		GUJ	52000.00	52000.00	75000.00	0.00	-30.67
		PSH	54000.00	54000.00	73000.00	0.00	-26.03
3464401. NITROGEN PHOSPHATE AND POTACIUM(NPK)	MT.	LAH	51000.00	57000.00	62000.00	-10.53	-17.74
		GUJ	58000.00	58000.00	62000.00	0.00	-6.45
		SAR	50000.00	52700.00	59800.00	-5.12	-16.39
		HYD	39600.00	40000.00	61680.00	-1.00	-35.80
<i>080. Pesticides</i>							
3466101. THIODAN 35 EC(AGRICULTURE) 1 LTR	BOTTLE	LAH	750.00	750.00	580.00	0.00	29.31
		FAS	1050.00	1050.00	1050.00	0.00	0.00
		MUL	1200.00	1200.00	1200.00	0.00	0.00
		SAR	875.00	875.00	875.00	0.00	0.00
		GJT	500.00	500.00	500.00	0.00	0.00
		HYD	750.00	750.00	750.00	0.00	0.00
		MPK	600.00	600.00	600.00	0.00	0.00
3466102. DURSBAN TC(TERMICIDE CONC.)	BOTTLE	LAH	2000.00	2000.00	1050.00	0.00	90.48
		FAS	1265.00	1265.00	1265.00	0.00	0.00
		MUL	1550.00	1550.00	1550.00	0.00	0.00
		SAR	1100.00	1100.00	1100.00	0.00	0.00
3466103. SARSABZ (VEGETABLES) 1 LTR.	BOTTLE	LAH	250.00	250.00	210.00	0.00	19.05
		FAS	360.00	360.00	360.00	0.00	0.00
		MUL	700.00	700.00	700.00	0.00	0.00
		SAR	300.00	300.00	300.00	0.00	0.00
		GJT	500.00	500.00	500.00	0.00	0.00
3466104. MALATHION (ALL ANIMALS) 1 LTR.	BOTTLE	LAH	800.00	800.00	800.00	0.00	0.00
		FAS	1300.00	1300.00	1300.00	0.00	0.00
		GUJ	1100.00	1100.00	1100.00	0.00	0.00
		GJT	1200.00	1200.00	1200.00	0.00	0.00
<i>081. Insecticides</i>							
3471001. L-D POLYTHYLENE	LB.	KAR	79.56	77.21	86.88	3.04	-8.43
3473001. POLYSTYRENE GP.	55 LB.	KAR	4745.00	4745.00	4650.00	0.00	2.04
<i>082. Paints & Varnishes</i>							
3511001. SYN CLEAR VARNISH (BUXLYS)	3 LTR.	LAH	1062.00	1062.00	1050.00	0.00	1.14
		KAR	1225.00	1225.00	1225.00	0.00	0.00
3511002. SYN CLEAR VARNISH (BERGER)	3 LTR.	LAH	1215.00	1215.00	1150.00	0.00	5.65
		KAR	1375.00	1375.00	1375.00	0.00	0.00
3511003. SYN ENAMEL VIP (BERGER)	3.6 LTR	LAH	1860.00	1860.00	1700.00	0.00	9.41
		RAW	1337.50	1337.50	1337.50	0.00	0.00
		KAR	1650.00	1650.00	1650.00	0.00	0.00
3511004. SYN ENAMEL 413 (BUXLYS)	3.6 LTR	LAH	1380.00	1380.00	1370.00	0.00	0.73
		RAW	1330.00	1330.00	1330.00	0.00	0.00
		KAR	1650.00	1650.00	1650.00	0.00	0.00
3511005. VIP PLASTIC EMULSION (BERGER)	4 LTR.	LAH	1836.00	1836.00	1750.00	0.00	4.91
		RAW	1555.00	1555.00	1555.00	0.00	0.00
		KAR	1500.00	1500.00	1500.00	0.00	0.00
3511006. PLASTIC BOUND DISTEMPER(BUXLYS)	6 KG.	LAH	1210.00	1210.00	1210.00	0.00	0.00
		RAW	975.00	975.00	975.00	0.00	0.00
		KAR	975.00	975.00	975.00	0.00	0.00
3511007. ICI PLASTIC EMULSION	4 LTR	LAH	1940.00	1940.00	1800.00	0.00	7.78
		RAW	1690.00	1690.00	1690.00	0.00	0.00
		KAR	1750.00	1750.00	1750.00	0.00	0.00
<i>083. Medicines</i>							
3526001. PANADOL TAB. (200)	PACKET	LAH	162.00	162.00	153.00	0.00	5.88
		RAW	195.50	195.50	165.00	0.00	18.48
		MUL	204.00	204.00	153.00	0.00	33.33
		KAR	205.00	205.00	165.00	0.00	24.24
		MPK	153.00	153.00	153.00	0.00	0.00
		PSH	210.00	210.00	160.00	0.00	31.25
		QTA	200.00	240.00	180.00	-16.67	11.11

Contd.

7.10 Intercity Wholesale Prices of Selected Commodities

Group/Commodity/Item Specification	Unit	City	Prices (Rs.)			% Change in July, 2016 Over	
			July,2016	June, 2016	July, 2015	June, 2016	July, 2015
3526002. DISPRIN TAB. (600)	PACKET	LAH	555.00	555.00	525.00	0.00	5.71
		RAW	595.00	595.00	372.50	0.00	59.73
		MUL	638.00	638.00	510.00	0.00	25.10
		KAR	638.00	638.00	459.00	0.00	39.00
		MPK	550.00	550.00	360.00	0.00	52.78
		PSH	510.00	510.00	516.00	0.00	-1.16
3526003. FLAGYL TAB. (200)	PACKET	QTA	600.00	600.00	440.00	0.00	36.36
		LAH	278.00	278.00	170.00	0.00	63.53
		RAW	255.00	255.00	255.00	0.00	0.00
		MUL	267.83	267.83	270.00	0.00	-0.80
		KAR	268.00	268.00	260.00	0.00	3.08
		MPK	260.00	260.00	260.00	0.00	0.00
3526004. VENTOLIN TAB.(100)	PACKET	PSH	271.00	271.00	283.00	0.00	-4.24
		QTA	180.00	180.00	180.00	0.00	0.00
		LAH	87.00	87.00	82.00	0.00	6.10
		RAW	85.00	85.00	85.00	0.00	0.00
		MUL	121.00	121.00	121.00	0.00	0.00
		KAR	86.53	86.53	86.53	0.00	0.00
3526005. DAONIL TAB. (60)	PACKET	MPK	73.20	73.20	73.20	0.00	0.00
		PSH	85.00	85.00	72.00	0.00	18.06
		QTA	90.00	90.00	80.00	0.00	12.50
		LAH	82.00	82.00	75.12	0.00	9.16
		RAW	86.50	86.50	86.50	0.00	0.00
		MUL	86.31	86.31	86.31	0.00	0.00
3526006. ENTOX TAB. (100)	PACKET	KAR	88.00	88.00	88.00	0.00	0.00
		MPK	80.00	80.00	76.00	0.00	5.26
		PSH	88.00	88.00	90.00	0.00	-2.22
		QTA	90.00	90.00	90.00	0.00	0.00
		LAH	87.50	87.50	87.50	0.00	0.00
		RAW	73.00	73.00	73.00	0.00	0.00
3526007. CALCIUM TAB. 1000 SANDOZ	06 BOTT	MUL	85.00	85.00	85.00	0.00	0.00
		KAR	100.00	100.00	100.00	0.00	0.00
		MPK	85.00	85.00	85.00	0.00	0.00
		PSH	87.00	87.00	100.00	0.00	-13.00
		QTA	85.00	85.00	85.00	0.00	0.00
		LAH	642.00	642.00	622.00	0.00	3.22
3526008. RENITEC TAB. 5 MG. (20)	PACKET	RAW	620.00	620.00	620.00	0.00	0.00
		MUL	622.20	622.20	622.20	0.00	0.00
		KAR	660.00	660.00	660.00	0.00	0.00
		MPK	520.00	520.00	520.00	0.00	0.00
		PSH	630.00	630.00	630.00	0.00	0.00
		QTA	636.00	636.00	636.00	0.00	0.00
3526009. CARMINA (150 TABLETS)	06 BOTT	LAH	87.56	87.56	87.56	0.00	0.00
		RAW	99.50	99.50	99.50	0.00	0.00
		MUL	99.45	99.45	99.45	0.00	0.00
		KAR	100.00	100.00	100.00	0.00	0.00
		MPK	88.00	88.00	88.00	0.00	0.00
		PSH	101.00	101.00	105.30	0.00	-4.08
3526010. SUALIN (250 TAB.) STRIP	EACH	QTA	102.00	102.00	102.00	0.00	0.00
		LAH	190.00	190.00	150.00	0.00	26.67
		RAW	175.00	175.00	120.00	0.00	45.83
		MUL	186.00	186.00	153.00	0.00	21.57
		KAR	207.00	207.00	180.00	0.00	15.00
		PSH	170.00	170.00	170.00	0.00	0.00
3526010. SUALIN (250 TAB.) STRIP	EACH	LAH	115.00	105.00	68.75	9.52	67.27
		RAW	115.00	115.00	78.00	0.00	47.44
		KAR	132.00	132.00	132.00	0.00	0.00
		PSH	130.00	130.00	150.00	0.00	-13.33

Contd.

7.10 Intercity Wholesale Prices of Selected Commodities

Group/Commodity/Item Specification	Unit	City	Prices (Rs.)			% Change in July, 2016 Over	
			July,2016	June, 2016	July, 2015	June, 2016	July, 2015
3526011. SANCOS SYRUP 60 MG.	06 BOTT	LAH	288.00	288.00	331.50	0.00	-13.12
		RAW	142.50	142.50	142.50	0.00	0.00
		MUL	280.50	280.50	280.50	0.00	0.00
		KAR	160.00	160.00	160.00	0.00	0.00
		MPK	285.00	285.00	285.00	0.00	0.00
		PSH	300.00	300.00	300.00	0.00	0.00
3526012. PHENRGONE SYRUP 120 MG	06 BOTT	QTA	287.00	287.00	287.00	0.00	0.00
		LAH	179.66	179.66	179.66	0.00	0.00
		RAW	168.00	168.00	168.00	0.00	0.00
		MUL	168.30	168.30	168.30	0.00	0.00
		KAR	198.00	198.00	198.00	0.00	0.00
		MPK	170.00	170.00	170.00	0.00	0.00
3526013. CALPOL SYRUP	06 BOTT	PSH	174.00	174.00	174.00	0.00	0.00
		QTA	192.00	192.00	195.00	0.00	-1.54
		LAH	146.00	146.00	135.00	0.00	8.15
		RAW	143.00	143.00	143.00	0.00	0.00
		MUL	140.76	140.76	127.50	0.00	10.40
		KAR	150.00	150.00	150.00	0.00	0.00
3526014. HYDERLIN SYRUP	06 BOTT	MPK	214.20	214.20	214.20	0.00	0.00
		PSH	144.48	144.48	144.48	0.00	0.00
		QTA	126.00	126.00	125.00	0.00	0.80
		LAH	340.00	340.00	300.90	0.00	12.99
		RAW	327.50	327.50	327.50	0.00	0.00
		MUL	331.50	331.50	316.20	0.00	4.84
3526015. SAFI HAMDARD 100 ML	06 BOTT	KAR	332.00	332.00	332.00	0.00	0.00
		MPK	372.00	372.00	312.00	0.00	19.23
		PSH	306.00	306.00	342.00	0.00	-10.53
		QTA	378.00	378.00	378.00	0.00	0.00
		LAH	228.00	228.00	228.00	0.00	0.00
		RAW	255.00	255.00	216.00	0.00	18.06
3526016. HONEY TUBE (HAMDARD)	06 TUBE	MUL	210.00	210.00	210.00	0.00	0.00
		KAR	306.00	306.00	276.00	0.00	10.87
		PSH	270.00	270.00	240.00	0.00	12.50
		QTA	193.00	193.00	193.00	0.00	0.00
		LAH	540.00	540.00	540.00	0.00	0.00
		KAR	552.00	552.00	552.00	0.00	0.00
3526017. BETNOVATE-N OINTMENT	06 TUBE	MPK	516.00	516.00	516.00	0.00	0.00
		PSH	480.00	480.00	480.00	0.00	0.00
		QTA	582.00	582.00	582.00	0.00	0.00
		LAH	170.00	170.00	153.12	0.00	11.02
		RAW	166.50	166.50	148.00	0.00	12.50
		MUL	170.04	170.04	170.04	0.00	0.00
3526018. BURNOL	06 TUBE	KAR	168.00	168.00	168.00	0.00	0.00
		MPK	186.00	186.00	156.00	0.00	19.23
		PSH	174.00	174.00	150.00	0.00	16.00
		QTA	186.00	186.00	162.00	0.00	14.81
		LAH	85.08	85.08	85.08	0.00	0.00
		RAW	82.00	82.00	82.00	0.00	0.00
3526019. O.R.S.FLAVOURED (SEARLE)	DOZEN	MUL	82.00	82.00	82.00	0.00	0.00
		KAR	96.00	96.00	96.00	0.00	0.00
		MPK	81.60	81.60	81.60	0.00	0.00
		PSH	87.00	87.00	87.00	0.00	0.00
		QTA	81.00	81.00	81.00	0.00	0.00
		LAH	180.00	180.00	180.00	0.00	0.00
		RAW	183.50	183.50	183.50	0.00	0.00
		MUL	173.40	173.40	173.40	0.00	0.00
		KAR	174.00	174.00	174.00	0.00	0.00
		PSH	154.30	154.30	154.80	0.00	-0.32
		QTA	156.00	156.00	156.00	0.00	0.00

Contd.

7.10 Intercity Wholesale Prices of Selected Commodities

Group/Commodity/Item Specification	Unit	City	Prices (Rs.)			% Change in July, 2016 Over	
			July,2016	June, 2016	July, 2015	June, 2016	July, 2015
3526020. JOSHANDA HAMDARD	DOZEN	LAH	240.00	240.00	276.00	0.00	-13.04
		MUL	216.00	216.00	216.00	0.00	0.00
		KAR	264.00	264.00	264.00	0.00	0.00
		MPK	240.00	240.00	123.84	0.00	93.80
		PSH	82.00	82.00	82.00	0.00	0.00
		QTA	221.00	221.00	221.00	0.00	0.00
3526021. COTTON BANDAGE 2" SIZE	06 NO.S	LAH	39.00	39.00	39.00	0.00	0.00
		RAW	48.00	48.00	48.00	0.00	0.00
		MUL	24.00	24.00	24.00	0.00	0.00
		KAR	30.00	30.00	30.00	0.00	0.00
		MPK	54.00	54.00	54.00	0.00	0.00
		PSH	42.50	42.50	22.00	0.00	93.18
<i>084. Soaps & Detergents</i>							
3532101. LIFE BOUY SOAP (125 GM.)	DOZ.	LAH	416.00	416.00	442.00	0.00	-5.88
		RAW	402.50	372.50	382.50	8.05	5.23
		KSR	416.00	416.00	442.00	0.00	-5.88
		KAR	420.00	420.00	396.00	0.00	6.06
		PSH	396.00	396.00	425.00	0.00	-6.82
		QTA	370.00	370.00	370.00	0.00	0.00
3532102. LUX-STD. (70 GM.)	DOZ.	LAH	345.00	345.00	332.00	0.00	3.92
		RAW	342.50	327.50	342.50	4.58	0.00
		KAR	360.00	360.00	370.00	0.00	-2.70
		PSH	336.00	336.00	380.00	0.00	-11.58
		QTA	345.00	345.00	360.00	0.00	-4.17
3532201. SUPER ACTIVE SURF (130 GM.)	DOZ.	LAH	230.00	230.00	230.00	0.00	0.00
		MUL	243.62	243.62	229.16	0.00	6.31
		KAR	228.00	228.00	228.00	0.00	0.00
		SKR	264.00	264.00	248.88	0.00	6.08
3532202. ARIEL (100 GM)	DOZ.	LAH	230.00	230.00	230.00	0.00	0.00
		GUJ	228.00	228.00	228.00	0.00	0.00
		KAR	228.00	228.00	228.00	0.00	0.00
3532203. VIM DETERGENT POLY BAG (1000 G.)	DOZ.	MPK	180.00	180.00	180.00	0.00	0.00
		LAH	810.00	810.00	750.00	0.00	8.00
		RAW	765.00	765.00	715.00	0.00	6.99
		KAR	828.00	828.00	828.00	0.00	0.00
		SKR	720.00	720.00	720.00	0.00	0.00
		PSH	680.00	680.00	680.00	0.00	0.00
3532204. MAXIMUM POWER BRITE POLYBAG(400GM)	DOZ.	MNG	900.00	840.00	516.00	7.14	74.42
		QTA	624.00	624.00	624.00	0.00	0.00
		LAH	1404.00	1404.00	1404.00	0.00	0.00
		RAW	1070.00	1070.00	862.50	0.00	24.06
		KAR	1428.00	1428.00	1224.00	0.00	16.67
		MPK	1416.00	1416.00	1416.00	0.00	0.00
3532205. EXPRESS DETERGENT(1000GM)	DOZ.	PSH	1325.00	1325.00	1325.00	0.00	0.00
		KAR	2100.00	2100.00	2100.00	0.00	0.00
3532206. WASHING SOAP BETA/SUFI/GUY	DOZ.	LAH	5580.00	5580.00	5400.00	0.00	3.33
		RAW	3775.00	3775.00	3775.00	0.00	0.00
		KSR	5560.00	5560.00	5400.00	0.00	2.96
		SKR	3440.00	3440.00	3440.00	0.00	0.00
		PSH	5840.00	5840.00	5840.00	0.00	0.00
3532207. WASHING SOAP NYLON 101 CAKE	DOZ.	LAH	269.00	269.00	269.00	0.00	0.00
		RAW	237.50	237.50	237.50	0.00	0.00
		SAR	289.00	289.00	286.00	0.00	1.05
		BNU	190.00	190.00	190.00	0.00	0.00
		QTA	300.00	300.00	300.00	0.00	0.00
		RAW	575.00	575.00	575.00	0.00	0.00
3532301. TOOTHPASTE MACLEAN'S (LARGE SIZE)	DOZ.	KAR	1080.00	1080.00	1080.00	0.00	0.00
		KAR	492.00	492.00	492.00	0.00	0.00
3532302. TOOTHPASTE FARHAN'S (STD. SIZE)	DOZ.	KAR	492.00	492.00	492.00	0.00	0.00

Contd.

7.10 Intercity Wholesale Prices of Selected Commodities

Group/Commodity/Item Specification	Unit	City	Prices (Rs.)			% Change in July, 2016 Over	
			July,2016	June, 2016	July, 2015	June, 2016	July, 2015
3532303. TALC SAMSOL/SWISS MISS (STD.SIZE)	DOZ.	RAW	565.00	565.00	565.00	0.00	0.00
		KAR	1092.00	1092.00	1092.00	0.00	0.00
3532304. PONDS COLD CREAM (MED SIZE.)	DOZ.	LAH	1270.00	1270.00	1200.00	0.00	5.83
		RAW	1075.00	1075.00	1127.50	0.00	-4.66
		KAR	1194.00	1194.00	1194.00	0.00	0.00
3532305. PONDS VANISHING CREAM (MED SIZE)	DOZ.	LAH	2450.00	2450.00	2450.00	0.00	0.00
		RAW	1075.00	1075.00	1127.50	0.00	-4.66
		KAR	1009.00	1009.00	1009.00	0.00	0.00
3532306. ADMIRAL SHAVING CREAM (MED.SIZE)	DOZ.	LAH	720.00	720.00	720.00	0.00	0.00
		RAW	625.00	625.00	625.00	0.00	0.00
		KAR	750.00	750.00	648.00	0.00	15.74
3532307. HAIR BRYL CREAM (MED. SIZE).	DOZ.	RAW	1125.00	1125.00	1125.00	0.00	0.00
		KAR	1560.00	1560.00	984.00	0.00	58.54
3532308. JOHNSON'S BABY POWDER/MOTHER CARE	DOZ.	KAR	1380.00	1380.00	798.00	0.00	72.93
3532309. SUN SILK SHAMPOO LOCAL 10 ML.	DOZ.	RAW	51.00	51.00	51.00	0.00	0.00
		KAR	55.00	55.00	55.00	0.00	0.00
<i>085. Auto Tyres</i>							
3611101. AUTO TYRE GEN/SUZ/ALTO/MEHRAN	EACH	LAH	2700.00	2700.00	2700.00	0.00	0.00
		RAW	2525.00	2525.00	2875.00	0.00	-12.17
		KAR	2600.00	2600.00	2850.00	0.00	-8.77
3611201. MOTOR CYCLE TYRE YAMAHA-100	EACH	LAH	1210.00	1210.00	1280.00	0.00	-5.47
		RAW	962.50	962.50	962.50	0.00	0.00
		KAR	980.00	980.00	1200.00	0.00	-18.33
3611202. MOTOR CYCLE TYRE HONDA CD-70	EACH	LAH	860.00	860.00	860.00	0.00	0.00
		RAW	962.50	962.50	962.50	0.00	0.00
		KAR	840.00	840.00	1150.00	0.00	-26.96
3611203. MOTOR CYCLE TYRE SUZUKI 80 CC.	EACH	LAH	960.00	960.00	960.00	0.00	0.00
		RAW	937.50	937.50	937.50	0.00	0.00
		KAR	1125.00	1125.00	1200.00	0.00	-6.25
3611204. CYCLE TYRE SERVIS (28x1/2")	EACH	LAH	250.00	250.00	250.00	0.00	0.00
		KAR	210.00	210.00	225.00	0.00	-6.67
3611205. CYCLE TYRE DIAMOND (28x1/2")	EACH	LAH	275.00	275.00	300.00	0.00	-8.33
		RAW	287.50	287.50	287.50	0.00	0.00
		KAR	212.50	212.50	215.00	0.00	-1.16
3611401. AUTO TUBE GEN/SUZ/ALTO/MEHRAN	EACH	LAH	270.00	270.00	270.00	0.00	0.00
		RAW	295.00	295.00	295.00	0.00	0.00
		KAR	317.50	317.50	322.50	0.00	-1.55
3611402. MOTOR CYCLE TUBE YAMAHA-100	EACH	LAH	185.00	185.00	185.00	0.00	0.00
		RAW	192.50	192.50	192.50	0.00	0.00
		KAR	187.50	187.50	210.00	0.00	-10.71
3611403. MOTOR CYCLE TUBE HONDA CD-70	EACH	LAH	175.00	175.00	175.00	0.00	0.00
		RAW	192.50	192.50	192.50	0.00	0.00
		KAR	162.50	162.50	205.00	0.00	-20.73
3611404. MOTOR CYCLE TUBE SUZUKI 80 CC.	EACH	LAH	195.00	195.00	195.00	0.00	0.00
		KAR	190.00	190.00	262.50	0.00	-27.62
3611405. CYCLE TUBES SERVIS (28x1/2)	EACH	LAH	105.00	105.00	105.00	0.00	0.00
		KAR	102.50	102.50	137.50	0.00	-25.45
3611406. CYCLE TUBES DIAMOND (28x1/2)	EACH	LAH	110.00	110.00	115.00	0.00	-4.35
		RAW	92.50	92.50	92.50	0.00	0.00
		KAR	97.50	97.50	132.50	0.00	-26.42
<i>086. Plastic Products</i>							
3694001. WATER COOLER 9 LTR.	EACH	LAH	575.00	575.00	400.00	0.00	43.75
		KAR	465.00	465.00	465.00	0.00	0.00
		PSH	430.00	430.00	450.00	0.00	-4.44
		QTA	410.00	410.00	410.00	0.00	0.00
3694002. BUCKET MED. SIZE	EACH	LAH	300.00	300.00	300.00	0.00	0.00
		GUJ	225.00	225.00	225.00	0.00	0.00
		GJT	220.00	220.00	220.00	0.00	0.00
		KAR	290.00	290.00	312.50	0.00	-7.20

Contd.

7.10 Intercity Wholesale Prices of Selected Commodities

Group/Commodity/Item Specification	Unit	City	Prices (Rs.)			% Change in July, 2016 Over	
			July,2016	June, 2016	July, 2015	June, 2016	July, 2015
		PSH	350.00	350.00	355.00	0.00	-1.41
		QTA	235.00	235.00	235.00	0.00	0.00
3694003. DINNER SET PLASTIC 42/48/52 PIECES	EACH	LAH	1975.00	1975.00	1975.00	0.00	0.00
		RAW	4900.00	4900.00	4900.00	0.00	0.00
		MUL	3000.00	3000.00	3000.00	0.00	0.00
		KAR	2400.00	2400.00	2400.00	0.00	0.00
		PSH	2100.00	2100.00	2100.00	0.00	0.00
		MNG	3000.00	3000.00	3000.00	0.00	0.00
3694004. HOT POT PLASTIC 3 PIECES	EACH	LAH	1225.00	1225.00	1225.00	0.00	0.00
		SKT	1000.00	1000.00	1000.00	0.00	0.00
		KAR	975.00	975.00	975.00	0.00	0.00
		PSH	1350.00	1350.00	1350.00	0.00	0.00
		QTA	1050.00	1050.00	1050.00	0.00	0.00
3694005. THERMOS STARVAC 1 LTR.	EACH	LAH	525.00	525.00	450.00	0.00	16.67
		GUJ	400.00	400.00	500.00	0.00	-20.00
		KAR	525.00	525.00	525.00	0.00	0.00
		QTA	300.00	300.00	300.00	0.00	0.00
<i>087. Glass sheets</i>							
3711401. PL. GLASS SHEET 3 MM ABOVE 1 SQ.M	SQ.MTR.	LAH	335.00	335.00	335.00	0.00	0.00
		RAW	335.00	335.00	335.00	0.00	0.00
		KAR	500.00	465.00	465.00	7.53	7.53
		PSH	425.00	425.00	425.00	0.00	0.00
3711402. FIG.GLASS SHEET ABOVE 1 SQ.M	SQ.MTR.	LAH	247.50	247.50	247.50	0.00	0.00
		RAW	295.00	295.00	295.00	0.00	0.00
		KAR	745.00	745.00	745.00	0.00	0.00
		PSH	968.00	968.00	968.00	0.00	0.00
<i>088. Other Glass Articles</i>							
3719101. JAR 4 LTR. LOCAL/FANCY/SILKY	DOZ.	RAW	975.00	975.00	887.50	0.00	9.86
		KAR	810.00	810.00	750.00	0.00	8.00
3719301. TUMBLER 200 ML. FANCY (OMROC)	DOZ.	RAW	437.50	310.00	310.00	41.13	41.13
		KAR	870.00	870.00	637.50	0.00	36.47
3719302. JUG DIAMOND 1.2 LTR. FANCY (OMROC)	DOZ.	LAH	1775.00	1775.00	1775.00	0.00	0.00
		RAW	1425.00	1425.00	1337.50	0.00	6.54
		KAR	2450.00	2450.00	2450.00	0.00	0.00
3719303. TEA CUP SAUCER WHITE	DOZ.	LAH	725.00	725.00	725.00	0.00	0.00
		RAW	975.00	975.00	887.50	0.00	9.86
		KAR	735.00	735.00	690.00	0.00	6.52
<i>089. Ceramics & Sanitary Fixture</i>							
3721001. EUROPEAN W/C (02/03) STD WHITE	EACH	LAH	1600.00	1600.00	1400.00	0.00	14.29
		RAW	1225.00	1225.00	1225.00	0.00	0.00
		GJT	1400.00	1400.00	1400.00	0.00	0.00
		KAR	1925.00	1925.00	1600.00	0.00	20.31
		PSH	4100.00	4100.00	4100.00	0.00	0.00
3721002. EUROPEAN W.C. (02/03)STD COLOUR	EACH	LAH	1700.00	1700.00	1500.00	0.00	13.33
		RAW	1325.00	1325.00	1325.00	0.00	0.00
		GJT	1600.00	1600.00	1600.00	0.00	0.00
		KAR	2000.00	2000.00	1700.00	0.00	17.65
3721003. ASIAN W.C. WHITE 18/22"	EACH	LAH	1850.00	1850.00	1700.00	0.00	8.82
		RAW	1325.00	1325.00	1325.00	0.00	0.00
		GJT	1200.00	1200.00	1250.00	0.00	-4.00
		KAR	1075.00	1075.00	975.00	0.00	10.26
		PSH	1050.00	1050.00	1050.00	0.00	0.00
3721004. ASIAN W.C. WHITE 15/22"	EACH	LAH	1250.00	1250.00	1150.00	0.00	8.70
		RAW	1225.00	1225.00	1225.00	0.00	0.00
		GJT	1000.00	1000.00	1050.00	0.00	-4.76
		KAR	1025.00	1025.00	925.00	0.00	10.81
		PSH	910.00	910.00	900.00	0.00	1.11
3721005. ASIAN W.C. COLOURED 18/22"	EACH	LAH	1850.00	1850.00	1700.00	0.00	8.82
		RAW	1525.00	1525.00	1525.00	0.00	0.00

Contd.

7.10 Intercity Wholesale Prices of Selected Commodities

Group/Commodity/Item Specification	Unit	City	Prices (Rs.)			% Change in July, 2016 Over	
			July,2016	June, 2016	July, 2015	June, 2016	July, 2015
		GUJ	1800.00	1800.00	1800.00	0.00	0.00
		GJT	1450.00	1450.00	1450.00	0.00	0.00
		KAR	1125.00	1125.00	1075.00	0.00	4.65
		PSH	980.00	980.00	980.00	0.00	0.00
3721006. ASIAN W.C. COLOURED 15/22"	EACH	LAH	1350.00	1350.00	1250.00	0.00	8.00
		RAW	1325.00	1325.00	1325.00	0.00	0.00
		GUJ	1700.00	1700.00	1700.00	0.00	0.00
		GJT	1250.00	1250.00	1250.00	0.00	0.00
		KAR	1025.00	1025.00	1025.00	0.00	0.00
		PSH	870.00	870.00	870.00	0.00	0.00
3721007. WASH BASIN 50 CM WHITE STD.	EACH	LAH	1450.00	1450.00	1300.00	0.00	11.54
		RAW	1325.00	1325.00	1325.00	0.00	0.00
		GJT	1350.00	1350.00	1350.00	0.00	0.00
		KAR	1350.00	1350.00	1200.00	0.00	12.50
		PSH	1850.00	1850.00	1750.00	0.00	5.71
3721008. WASH BASIN 50 CM LIGHT COLOUR	EACH	LAH	1450.00	1450.00	1300.00	0.00	11.54
		RAW	1425.00	1425.00	1425.00	0.00	0.00
		GJT	1150.00	1150.00	1150.00	0.00	0.00
		KAR	1550.00	1550.00	1350.00	0.00	14.81
		PSH	1750.00	1750.00	1550.00	0.00	12.90
3721009. SINK STAINLESS STEEL(KIT.)MED.SIZE	EACH	LAH	1850.00	1850.00	1600.00	0.00	15.63
		RAW	2525.00	2525.00	2475.00	0.00	2.02
		GUJ	1400.00	1400.00	1400.00	0.00	0.00
		KAR	1725.00	1725.00	1550.00	0.00	11.29
		PSH	1700.00	1700.00	1700.00	0.00	0.00
090. Bricks, Blocks & Tiles							
3732001. BRICKS	1000	LAH	7750.00	7750.00	7750.00	0.00	0.00
		RAW	8100.00	8100.00	7450.00	0.00	8.72
		GJT	8000.00	8000.00	8000.00	0.00	0.00
		KSR	7850.00	7850.00	7450.00	0.00	5.37
		HYD	4800.00	4800.00	4800.00	0.00	0.00
		SKR	5000.00	5000.00	5000.00	0.00	0.00
		PSH	8000.00	8100.00	7200.00	-1.23	11.11
		BNU	5900.00	5900.00	6200.00	0.00	-4.84
		QTA	6250.00	6250.00	6250.00	0.00	0.00
3732002. CEMENT BLOCKS	1000	KAR	20500.00	20500.00	20500.00	0.00	0.00
3732003. TILES PLAIN WHITE 8 X 10"	SQ.MTR	LAH	675.00	675.00	525.00	0.00	28.57
		RAW	490.00	490.00	490.00	0.00	0.00
		MUL	800.00	800.00	800.00	0.00	0.00
		KAR	612.50	612.50	580.00	0.00	5.60
3732004. TILES PLAIN COLOURED 8 X 10"	SQ.MTR	LAH	775.00	775.00	555.00	0.00	39.64
		RAW	590.00	590.00	590.00	0.00	0.00
		MUL	850.00	850.00	850.00	0.00	0.00
		KAR	690.00	690.00	640.00	0.00	7.81
091. Cement							
3744001. CEMENT JAVEDAN (EX-FACTORY)	MT.	KAR	8460.00	8460.00	8460.00	0.00	0.00
3744002. CEMENT WHITE	MT.	LAH	18350.00	18350.00	18350.00	0.00	0.00
		RAW	19950.00	19450.00	19100.00	2.57	4.45
		KAR	18800.00	18800.00	18800.00	0.00	0.00
		SKR	18000.00	18000.00	20000.00	0.00	-10.00
3744003. SULP. RESISTING CEMENT(JAVEDAN)	MT.	KAR	9158.00	9158.00	9158.00	0.00	0.00
3744004. D.G. CEMENT (EX-FACTORY)	MT	LAH	9203.00	8923.00	8985.00	3.14	2.43
3744005. LUCKY CEMENT (EX-FACTORY)	MT	KAR	10110.00	10110.00	10110.00	0.00	0.00
3744006. FAUJI CEMENT(EX-FACTORY)	MT	RAW	9530.00	9170.00	8720.00	3.93	9.29
092. Bed Foam							
3815001. BED FOAM	EACH	LAH	4300.00	4300.00	4000.00	0.00	7.50
		RAW	4325.00	4325.00	4325.00	0.00	0.00
		GUJ	3000.00	3000.00	3000.00	0.00	0.00
		KAR	2750.00	4300.00	2750.00	-36.05	0.00

Contd.

7.10 Intercity Wholesale Prices of Selected Commodities

Group/Commodity/Item Specification	Unit	City	Prices (Rs.)			% Change in July, 2016 Over	
			July,2016	June, 2016	July, 2015	June, 2016	July, 2015
3815002. BED FOAM COMMANDER 6.5" X 6" X5"	EACH	QTA	3200.00	3200.00	3200.00	0.00	0.00
		LAH	6100.00	6100.00	5800.00	0.00	5.17
		FAS	6900.00	6900.00	6900.00	0.00	0.00
		RAW	6325.00	6325.00	6325.00	0.00	0.00
		GJT	7600.00	7600.00	7600.00	0.00	0.00
		KAR	6400.00	6400.00	6400.00	0.00	0.00
		HYD	5950.00	5950.00	5950.00	0.00	0.00
<i>093. Matches</i>							
3899801. MATCHES (70-75 STICKS) 10 BOXES	PACKET	LAH	9.60	9.60	9.60	0.00	0.00
		RAW	9.40	9.40	9.40	0.00	0.00
		KAR	15.00	15.00	15.00	0.00	0.00
		SKR	15.00	15.00	15.00	0.00	0.00
		PSH	18.00	18.00	18.00	0.00	0.00
<i>5. Metal Product, Machinery & Equipment</i>							
<i>094. Pig Iron</i>							
4111101. PIG IRON	MT.	KAR	40000.00	40000.00	40000.00	0.00	0.00
<i>095. Steel Bar & Sheets</i>							
4126101. M.S. ROUND BAR 1/4"	MT.	LAH	67000.00	67000.00	73000.00	0.00	-8.22
		RAW	64750.00	65750.00	76000.00	-1.52	-14.80
		KAR	60000.00	60000.00	74000.00	0.00	-18.92
		HYD	61000.00	62000.00	69000.00	-1.61	-11.59
		PSH	65000.00	65000.00	70000.00	0.00	-7.14
4126102. M.S. ROUND BAR 3/8"	MT.	QTA	72000.00	74000.00	74000.00	-2.70	-2.70
		LAH	67500.00	67500.00	74000.00	0.00	-8.78
		RAW	64750.00	65750.00	76000.00	-1.52	-14.80
		KAR	60000.00	60000.00	74000.00	0.00	-18.92
		HYD	61000.00	62000.00	69000.00	-1.61	-11.59
4126103. M.S.ROUND BAR 1/2"	MT.	PSH	64000.00	64000.00	72000.00	0.00	-11.11
		QTA	76000.00	78000.00	78000.00	-2.56	-2.56
		LAH	65500.00	65500.00	72000.00	0.00	-9.03
		RAW	65250.00	66250.00	76750.00	-1.51	-14.98
		KAR	61000.00	61000.00	73000.00	0.00	-16.44
4126104. M.S. ROUND BAR 1"	MT.	HYD	61000.00	62000.00	69000.00	-1.61	-11.59
		PSH	57900.00	60000.00	69500.00	-3.50	-16.69
		QTA	75000.00	77000.00	77000.00	-2.60	-2.60
		LAH	67500.00	67500.00	75000.00	0.00	-10.00
		RAW	65250.00	66250.00	76750.00	-1.51	-14.98
4126105. M.S.RIBBED BAR 1/2" TO 1"	MT.	KAR	63000.00	63000.00	73000.00	0.00	-13.70
		PSH	65000.00	65000.00	75000.00	0.00	-13.33
		LAH	69000.00	69000.00	74000.00	0.00	-6.76
		RAW	64250.00	65250.00	75750.00	-1.53	-15.18
		KAR	66000.00	67000.00	78000.00	-1.49	-15.38
4126106. M.S.RIBBED BAR 3/8"	MT.	LAH	69000.00	69000.00	75000.00	0.00	-8.00
		RAW	63250.00	64250.00	74750.00	-1.56	-15.38
		KAR	67000.00	68000.00	79000.00	-1.47	-15.19
4126107. G.P.SHEET CUTTING JAPAN 24-30 BG	MT.	LAH	120000.00	120000.00	120000.00	0.00	0.00
		RAW	82250.00	82250.00	85500.00	0.00	-3.80
		KAR	86600.00	86600.00	90000.00	0.00	-3.78
		PSH	90000.00	90000.00	102000.00	0.00	-11.76
4126108. G.S.SHEET 24 G.GALV.	MT.	LAH	130000.00	130000.00	130000.00	0.00	0.00
		RAW	82250.00	82250.00	85500.00	0.00	-3.80
		KAR	89000.00	89000.00	92000.00	0.00	-3.26
		PSH	90000.00	90000.00	102000.00	0.00	-11.76
<i>096. Pipe Fittings</i>							
4129201. TEE 1/2"	DOZ.	LAH	425.00	425.00	410.00	0.00	3.66
		RAW	387.50	387.50	387.50	0.00	0.00
		KAR	384.00	384.00	384.00	0.00	0.00
		QTA	180.00	180.00	180.00	0.00	0.00

Contd.

7.10 Intercity Wholesale Prices of Selected Commodities

Group/Commodity/Item Specification	Unit	City	Prices (Rs.)			% Change in July, 2016 Over	
			July,2016	June, 2016	July, 2015	June, 2016	July, 2015
4129202. TEE 3/4"	DOZ.	LAH	530.00	530.00	475.00	0.00	11.58
		RAW	512.50	512.50	512.50	0.00	0.00
		KAR	558.00	558.00	558.00	0.00	0.00
4129203. SOCKET 1/2"	DOZ.	QTA	360.00	360.00	360.00	0.00	0.00
		LAH	275.00	275.00	275.00	0.00	0.00
		RAW	337.50	337.50	337.50	0.00	0.00
4129204. SOCKET 3/4"	DOZ.	KAR	246.00	246.00	246.00	0.00	0.00
		QTA	120.00	120.00	120.00	0.00	0.00
		LAH	365.00	365.00	365.00	0.00	0.00
4129205. UNION 1/2"	DOZ.	RAW	412.50	412.50	412.50	0.00	0.00
		KAR	290.00	290.00	357.50	0.00	-18.88
		QTA	165.00	165.00	165.00	0.00	0.00
4129206. UNION 3/4"	DOZ.	LAH	730.00	730.00	660.00	0.00	10.61
		RAW	712.50	712.50	712.50	0.00	0.00
		KAR	812.00	812.00	812.00	0.00	0.00
4129207. BAND 1/2"	DOZ.	QTA	360.00	360.00	360.00	0.00	0.00
		LAH	835.00	835.00	755.00	0.00	10.60
		RAW	787.50	787.50	787.50	0.00	0.00
4129208. BAND 3/4"	DOZ.	KAR	1032.50	1032.50	1032.50	0.00	0.00
		LAH	470.00	470.00	455.00	0.00	3.30
		RAW	687.50	687.50	687.50	0.00	0.00
4129209. ELBOW GALV CHINA 1/2"	DOZ.	KAR	641.00	641.00	641.00	0.00	0.00
		QTA	300.00	300.00	300.00	0.00	0.00
		LAH	590.00	590.00	560.00	0.00	5.36
4129210. ELBOW GALV CHINA 3/4"	DOZ.	RAW	712.50	712.50	712.50	0.00	0.00
		KAR	981.00	981.00	981.00	0.00	0.00
		QTA	480.00	480.00	480.00	0.00	0.00
097. Steel Products	DOZ.	LAH	310.00	310.00	310.00	0.00	0.00
		RAW	412.50	412.50	412.50	0.00	0.00
		KAR	265.00	265.00	265.00	0.00	0.00
4291201. STAINLESS STEEL DEGCHI MED. SIZE	EACH	QTA	165.00	165.00	165.00	0.00	0.00
		LAH	380.00	380.00	365.00	0.00	4.11
		RAW	462.50	462.50	462.50	0.00	0.00
4291202. STAINLESS STEEL TABLE SPOON SUP.	EACH	KAR	381.00	381.00	381.00	0.00	0.00
		QTA	192.00	192.00	192.00	0.00	0.00
		LAH	600.00	600.00	600.00	0.00	0.00
4291203. STAINLESS STEEL PLATE LIGHT	DOZ.	GJT	450.00	450.00	455.00	0.00	-1.10
		KAR	625.00	625.00	625.00	0.00	0.00
		LAH	350.00	350.00	350.00	0.00	0.00
4291204. PRESSURE COOKER 4 LTR.	EACH	GJT	175.00	175.00	175.00	0.00	0.00
		KAR	260.00	260.00	260.00	0.00	0.00
		LAH	700.00	700.00	700.00	0.00	0.00
4291401. NEW TREET BLADE ORDINARY	1000	GJT	500.00	500.00	500.00	0.00	0.00
		KAR	780.00	780.00	780.00	0.00	0.00
		LAH	1380.00	1380.00	1380.00	0.00	0.00
4291402. TREET SAFETY RAZOR	DOZ.	GUJ	1025.00	1025.00	1000.00	0.00	2.50
		SKT	1200.00	1200.00	1200.00	0.00	0.00
		KAR	1625.00	1625.00	1625.00	0.00	0.00
4291403. GILLET SAFETY RAZOR	DOZ.	RAW	2575.00	2575.00	2375.00	0.00	8.42
		KAR	2900.00	2900.00	2900.00	0.00	0.00
		LAH	180.00	180.00	180.00	0.00	0.00
098. Engines & Motors	DOZ.	KAR	1185.00	1185.00	1185.00	0.00	0.00
		LAH	430.00	430.00	370.00	0.00	16.22
		RAW	427.50	427.50	427.50	0.00	0.00
4321901. HOLLOW S.MOTOR 326 UP-4.40 HP 46	EACH	LAH	420.00	420.00	280.00	0.00	50.00

Contd.

7.10 Intercity Wholesale Prices of Selected Commodities

Group/Commodity/Item Specification	Unit	City	Prices (Rs.)			% Change in July, 2016 Over	
			July,2016	June, 2016	July, 2015	June, 2016	July, 2015
099. Vacuum Pumps							
4323001. MULTISTAGE C.PUMPS(PCM 80-3 15 H)	EACH	LAH	77000.00	77000.00	77500.00	0.00	-0.65
4323002. MULTISTAGE C.PUMPS PCM 80-5 25 H)	EACH	LAH	109000.00	109000.00	109000.00	0.00	0.00
100. Air Conditioners							
4391201. PEL AIR CONDITONER 1.5 TON	EACH	LAH	39000.00	39000.00	38000.00	0.00	2.63
		RAW	36250.00	36250.00	36250.00	0.00	0.00
		KAR	42000.00	42000.00	42000.00	0.00	0.00
4391202. WAVES AIR CONDITIONER 1.5 TON.	EACH	LAH	44000.00	44000.00	44000.00	0.00	0.00
		RAW	37750.00	37750.00	37750.00	0.00	0.00
		GJT	45000.00	45000.00	45000.00	0.00	0.00
		KAR	41000.00	41000.00	41000.00	0.00	0.00
		HYD	41900.00	41900.00	40000.00	0.00	4.75
		QTA	39200.00	39200.00	39200.00	0.00	0.00
101. Cultivators							
4411201. CULTIVATOR (ORDINARY) 9 TIMES	EACH	GUJ	45000.00	45000.00	45000.00	0.00	0.00
4411202. CULTIVATOR (SPECIAL) 11 TIMES	EACH	GUJ	55000.00	55000.00	55000.00	0.00	0.00
102. Chuff Cutter							
4412301. CHUFF CUTTER	EACH	FAS	7000.00	7000.00	7000.00	0.00	0.00
103. Tractors							
4414101. TRACTOR MF-240	EACH	LAH	725450.00	725450.00	754000.00	0.00	-3.79
4414102. TRACTOR MF-385	EACH	LAH	1130860.00	1160500.00	1223800.00	-2.55	-7.59
104. Lathe Machines							
4421301. LATHE MACHINE 3' (PAK MADINA)	EACH	LAH	72500.00	72500.00	72500.00	0.00	0.00
4421302. LATHE MACHINE 4.5' (PAK MADINA)	EACH	LAH	100000.00	100000.00	100000.00	0.00	0.00
4421303. LATHE MACHINE 6.5' (PAK MADINA)	EACH	LAH	119000.00	119000.00	119000.00	0.00	0.00
4421304. LATHE MACHINE 10' (PAK MADINA)	EACH	LAH	222500.00	222500.00	222500.00	0.00	0.00
105. Concrete Mixture							
4444001. CONC.MIXER 7 NTR. 12HP. STAR.ENG	EACH	LAH	140000.00	140000.00	140000.00	0.00	0.00
4444002. CONC.MIXER 17 NTR. 24HP. STAR.ENG	EACH	LAH	210000.00	210000.00	210000.00	0.00	0.00
106. Fridge,WashM,SewM,Fans,Iron							
4481101. DAWLANCE 10 CFT. DOUBLE DOOR	EACH	LAH	28000.00	28000.00	28000.00	0.00	0.00
		RAW	24350.00	24350.00	23750.00	0.00	2.53
		KAR	32000.00	32000.00	31100.00	0.00	2.89
4481201. WASHING MACHINE NAT. PAK S.F.	EACH	LAH	7000.00	7000.00	7000.00	0.00	0.00
		GUJ	5000.00	5000.00	5550.00	0.00	-9.91
		KAR	5450.00	5450.00	5000.00	0.00	9.00
		QTA	5550.00	5550.00	5500.00	0.00	0.91
4481202. WASHING MACHINE SINGER S.F.	EACH	LAH	10200.00	9500.00	9500.00	7.37	7.37
		RAW	9550.00	9550.00	9550.00	0.00	0.00
		KAR	11800.00	11800.00	10600.00	0.00	11.32
4481203. WASHING MACHINE DAWLANCE	EACH	LAH	9500.00	9500.00	9500.00	0.00	0.00
		FAS	8700.00	8700.00	8700.00	0.00	0.00
		GUJ	9400.00	9400.00	9400.00	0.00	0.00
		GJT	9400.00	9400.00	9400.00	0.00	0.00
		KAR	6200.00	6200.00	5400.00	0.00	14.81
		HYD	9000.00	9000.00	9000.00	0.00	0.00
4481204. WASHING MACHINE SUPER ASIA	EACH	LAH	9000.00	9000.00	9000.00	0.00	0.00
		FAS	8800.00	8800.00	8800.00	0.00	0.00
		KAR	5800.00	5800.00	5000.00	0.00	16.00
		HYD	6500.00	6500.00	6500.00	0.00	0.00
4481401. SEWING MACHINE SINGER B.B. H.O	EACH	LAH	6700.00	5900.00	5850.00	13.56	14.53
		KAR	6200.00	6200.00	6200.00	0.00	0.00
4481402. SINGER ZIG ZAG MACHINE	EACH	LAH	14500.00	13700.00	13500.00	5.84	7.41
		KAR	11900.00	11900.00	11900.00	0.00	0.00
4481403. SEWING MACHINE SALIKA	EACH	LAH	4500.00	4500.00	4500.00	0.00	0.00
		KAR	5600.00	5600.00	5600.00	0.00	0.00
4481501. CEILING FAN MILLAT 48"	EACH	LAH	2300.00	2300.00	2300.00	0.00	0.00
		KAR	2600.00	2600.00	2400.00	0.00	8.33

Contd.

7.10 Intercity Wholesale Prices of Selected Commodities

Group/Commodity/Item Specification	Unit	City	Prices (Rs.)			% Change in July, 2016 Over	
			July,2016	June, 2016	July, 2015	June, 2016	July, 2015
4481502. CEILING FAN PAK 48"	EACH	LAH	2200.00	2200.00	2200.00	0.00	0.00
		GUJ	2400.00	2400.00	2400.00	0.00	0.00
		KAR	2800.00	2800.00	2400.00	0.00	16.67
4481503. CEILING FAN NATIONAL 56"	EACH	LAH	2200.00	2200.00	2200.00	0.00	0.00
		GUJ	2150.00	2150.00	2150.00	0.00	0.00
		GJT	2300.00	2300.00	2300.00	0.00	0.00
		KAR	2550.00	2550.00	2300.00	0.00	10.87
4481504. CEILING FAN YOUNIS 56"	EACH	HYD	2200.00	2200.00	2200.00	0.00	0.00
		LAH	2300.00	2300.00	2300.00	0.00	0.00
		FAS	2500.00	2500.00	2350.00	0.00	6.38
		GUJ	2350.00	2350.00	2350.00	0.00	0.00
		KAR	2650.00	2650.00	2400.00	0.00	10.42
4481505. PADESTAL FAN MILLAT 20"	EACH	PSH	2650.00	2650.00	2550.00	0.00	3.92
		QTA	2750.00	2750.00	2750.00	0.00	0.00
		KAR	3600.00	3600.00	3200.00	0.00	12.50
4481506. PADESTAL FAN PAK 20"	EACH	LAH	3500.00	3500.00	3300.00	0.00	6.06
		GJT	3800.00	3800.00	3800.00	0.00	0.00
4481507. EXHAUST FAN CLIMAX 12"	EACH	KAR	3600.00	3600.00	3200.00	0.00	12.50
		PSH	3800.00	3800.00	3800.00	0.00	0.00
		LAH	1600.00	1600.00	1600.00	0.00	0.00
4481508. EXHAUST FAN MILLAT 12"	EACH	GUJ	1400.00	1400.00	1700.00	0.00	-17.65
		KAR	1800.00	1800.00	1600.00	0.00	12.50
4481509. EXHAUST FAN PAK. NATIONAL 12"	EACH	LAH	1500.00	1500.00	1500.00	0.00	0.00
		GUJ	1350.00	1350.00	1900.00	0.00	-28.95
		GJT	1800.00	1800.00	1800.00	0.00	0.00
		KAR	1700.00	1700.00	1600.00	0.00	6.25
		LAH	500.00	500.00	400.00	0.00	25.00
4481601. IRON NATIONAL PAK AUTOMATIC	EACH	GUJ	850.00	850.00	850.00	0.00	0.00
		KAR	525.00	525.00	525.00	0.00	0.00
		PSH	800.00	800.00	800.00	0.00	0.00
4481602. IRON PHILIPS HD 1120/R	EACH	LAH	1250.00	1250.00	1250.00	0.00	0.00
		GUJ	2080.00	2080.00	2100.00	0.00	-0.95
		KAR	1360.00	1360.00	1360.00	0.00	0.00
107. Electric Wires							
4634001. FLEXIBLE WIRE 2999-14 0076	90 MTR.	LAH	575.00	575.00	525.00	0.00	9.52
		MUL	1100.00	1100.00	1100.00	0.00	0.00
		KAR	990.00	990.00	890.00	0.00	11.24
		PSH	800.00	800.00	800.00	0.00	0.00
		QTA	505.00	505.00	505.00	0.00	0.00
4634002. PVC WIRE SINGLE CORE	90 MTR.	LAH	925.00	925.00	850.00	0.00	8.82
		MUL	1280.00	1280.00	1280.00	0.00	0.00
		KAR	990.00	990.00	890.00	0.00	11.24
		PSH	900.00	900.00	900.00	0.00	0.00
		QTA	600.00	600.00	600.00	0.00	0.00
108. Lighting Equipments							
4653101. PHILIPS TL. LAMP 40 W.	EACH	GUJ	95.00	92.00	92.00	3.26	3.26
		GJT	96.00	96.00	96.00	0.00	0.00
		KAR	105.00	98.75	85.00	6.33	23.53
		PSH	97.50	97.50	97.50	0.00	0.00
		QTA	90.00	90.00	90.00	0.00	0.00
4653102. PHILIPS ELECTRIC BULB 100W(GLS)	100 BUL	LAH	2000.00	2000.00	2000.00	0.00	0.00
		RAW	2950.00	2950.00	2950.00	0.00	0.00
		KAR	2800.00	2800.00	2800.00	0.00	0.00
		PSH	2900.00	2900.00	2900.00	0.00	0.00
4653103. PHILIPS ENERGY SAVER 14 W (GLS)	EACH	LAH	145.00	150.00	150.00	-3.33	-3.33
		RAW	139.00	139.00	139.00	0.00	0.00
		KAR	155.00	155.00	155.00	0.00	0.00
		PSH	170.00	170.00	170.00	0.00	0.00
		QTA	172.00	172.00	172.00	0.00	0.00

Contd.

7.10 Intercity Wholesale Prices of Selected Commodities

Group/Commodity/Item Specification	Unit	City	Prices (Rs.)			% Change in July, 2016 Over	
			July,2016	June, 2016	July, 2015	June, 2016	July, 2015
109. Radio & Television							
4731201. RADIO 3-5 BAND (CHINA BRAND)	EACH	LAH	175.00	175.00	175.00	0.00	0.00
		RAW	287.50	287.50	287.50	0.00	0.00
		KAR	390.00	375.00	325.00	4.00	20.00
4731301. PHILIPS COLOUR TV. 14"	EACH	LAH	8150.00	8150.00	8150.00	0.00	0.00
		RAW	8250.00	8250.00	8250.00	0.00	0.00
		KAR	8400.00	8400.00	8400.00	0.00	0.00
4731302. L.G.COLOUR TV. 14"	EACH	LAH	8100.00	8100.00	8100.00	0.00	0.00
		RAW	7900.00	7900.00	7900.00	0.00	0.00
		KAR	8150.00	8150.00	8150.00	0.00	0.00
4731303. SONY COLOUR TV 14"	EACH	LAH	13000.00	13000.00	13000.00	0.00	0.00
		RAW	10250.00	10250.00	10250.00	0.00	0.00
		KAR	8000.00	8000.00	8000.00	0.00	0.00
4731304. PANASONIC COLOUR TV 14"	EACH	RAW	9250.00	9250.00	9250.00	0.00	0.00
		KAR	7750.00	7750.00	7750.00	0.00	0.00
4731305. PHILIPS COLOUR TV. 20"	EACH	LAH	11000.00	11000.00	11000.00	0.00	0.00
		RAW	13900.00	13900.00	13900.00	0.00	0.00
		KAR	12750.00	12750.00	12750.00	0.00	0.00
4731306. L.G.COLOUR TV. 20"	EACH	LAH	13400.00	13400.00	13400.00	0.00	0.00
		RAW	12250.00	12250.00	12250.00	0.00	0.00
		KAR	13000.00	13000.00	13000.00	0.00	0.00
4731307. L.G. COLOUR TV. 21"	EACH	LAH	14700.00	14700.00	14700.00	0.00	0.00
		RAW	12250.00	12250.00	12250.00	0.00	0.00
		KAR	16100.00	16100.00	16100.00	0.00	0.00
4731308. SONY COLOUR TV 20"	EACH	LAH	18800.00	18800.00	18800.00	0.00	0.00
		RAW	17100.00	17100.00	17100.00	0.00	0.00
		KAR	17200.00	17200.00	17200.00	0.00	0.00
110. Motor Vehicles							
4911301. CAR SUZUKI MEHRAN 800CC SB308R VX	EACH	KAR	630000.00	630000.00	625000.00	0.00	0.80
4911302. SUZUKI CULTUS 1000CC SF410 VXR M PE	EACH	KAR	1044000.00	1044000.00	1039000.00	0.00	0.48
4911303. SUZUKI RAVI 800 CC PICKUP(ST 308R)	EACH	KAR	642000.00	642000.00	637000.00	0.00	0.78
4911304. CAR TOYOTA 1300 CC XLI	EACH	KAR	1639000.00	1639000.00	1539000.00	0.00	6.50
4911305. CAR HONDA CIVIC 1800CC(IVTEC MANUAL)	EACH	LAH	2039000.00	2039000.00	2021000.00	0.00	0.89
4911306. ISUZU BUS CHASIS MT 112 K	EACH	KAR	3325000.00	3325000.00	3325000.00	0.00	0.00
4911401. ISUZU TRUCK CHASIS FTR 12 K	EACH	KAR	3850000.00	3850000.00	3850000.00	0.00	0.00
111. Motorcycles							
4991201. MOTOR CYCLE YB-100ROYAL YAMAHA	EACH	KAR	75375.00	75375.00	75375.00	0.00	0.00
4991202. MOTOR CYCLE CD-70 HONDA	EACH	KAR	63500.00	63500.00	63500.00	0.00	0.00
4991203. MOTOR CYCLE PAK HERO 70 CC.	EACH	LAH	42000.00	42000.00	42000.00	0.00	0.00
		MUL	42000.00	42000.00	42000.00	0.00	0.00
		KAR	46000.00	46000.00	46000.00	0.00	0.00
4991204. MOTOR CYCLE SUPER ASIA 70 CC.	EACH	LAH	42500.00	42500.00	42500.00	0.00	0.00
		MUL	45000.00	45000.00	45000.00	0.00	0.00
		KAR	42500.00	42500.00	42500.00	0.00	0.00
		HYD	42000.00	42000.00	42000.00	0.00	0.00
4991205. MOTOR CYCLE SUZUKI STD 110CC.	EACH	KAR	71300.00	71300.00	71300.00	0.00	0.00
112. Bicycles							
4992101. BICYCLE PECO FOR GENTS POPULAR	EACH	LAH	5000.00	5000.00	5000.00	0.00	0.00
4992102. BICYCLE PECO FOR BMX SHAHEEN	EACH	LAH	3500.00	3500.00	3500.00	0.00	0.00
4992103. BICYCLE SOHRAB SUPER	EACH	LAH	6450.00	6450.00	6450.00	0.00	0.00
		KAR	6900.00	6900.00	6450.00	0.00	6.98
4992104. BICYCLE SOHRAB VIP STUDENT	EACH	LAH	6300.00	6300.00	6300.00	0.00	0.00
		KAR	5900.00	5900.00	5700.00	0.00	3.51

7.11 Intercity Consumer Prices July, 2016

Description	Unit	Rawal-pindi	Islama-bad	Attock	Jehlum	Lahore	Sahiwal	Gujran-wala
WHEAT	10 KG.	337.50	337.50	315.50	333.75	346.25	321.88	327.50
WHEAT FLOUR FINE/SUPERIOR.	KG.	55.92	57.75	41.50	47.00	50.00	41.00	42.00
WHEAT FLOUR AVG. QLTY	KG.	37.60	37.75	35.50	37.25	38.00	34.75	40.00
WHEAT FLOUR BAG	10 KG.	376.04	377.50	355.00	372.50	378.00	347.50	372.50
MAIDA	KG.	56.50	58.75	50.00	60.00	56.25	50.00	50.00
SUJI	KG.	57.42	59.25	50.00	60.00	60.00	50.00	50.00
BESAN AV. QLTY.	KG.	159.17	163.75	160.00	160.00	158.93	160.00	132.50
RICE BASMATI SUP. QLTY.	KG.	140.00	145.31	137.50	125.00	113.93	105.00	90.00
RICE BASMATI 385/386	KG.	121.25	128.75	77.50	95.00	82.86	60.00	50.00
RICE BASMATI BROKEN AV.QLTY	KG.	71.25	76.25	67.50	55.00	56.96	55.00	50.00
RICE IRRI-6 (SINDH/PUNJAB)	KG.	52.71	60.00	47.50	60.00	49.07	37.50	47.50
VERMICELLI	KG.	97.92	99.38	92.50	80.00	101.61	70.00	77.50
BREAD PLAIN MEDIUM SIZE	EACH	40.00	40.00	40.00	37.50	40.00	40.00	40.00
RUSK (PAPAY)	KG.	240.00	261.25	170.00	230.00	205.00	235.00	160.00
BISCUITS-PACKED	PKT	40.00	40.00	40.00	40.00	35.00	35.00	35.00
BISCUIT-BAKERY (LOOSE)	250 GM	100.42	110.00	72.50	95.00	92.50	110.00	110.00
CORNFLAKS FAUJI 225 GM.	PKT	189.00	189.00	189.00	189.00	176.40	176.40	180.00
SAMOSA (VEGATABLE)	EACH	14.75	14.63	15.00	12.50	16.96	15.00	15.00
PASTRY AV.QLTY.	EACH	32.92	33.44	37.50	30.00	30.18	30.00	35.00
PATTIES (VEGATABLES)	EACH	27.50	28.25	21.00	25.00	31.96	30.00	20.00
NIMCO	250 GM	82.50	86.88	67.50	70.00	68.93	90.00	50.00
CHIPS	250 GM	93.33	95.00	78.75	82.50	77.32	90.00	65.00
BEEF WITH BONE AV.QLTY.	KG	337.50	338.75	265.00	302.50	344.29	280.00	290.00
MUTTON AV.QLTY.	KG	737.50	748.75	675.00	637.50	780.36	630.00	625.00
CHICKEN FARM BROILER (LIVE)	KG	136.04	154.63	140.00	134.00	132.36	137.00	134.00
FISH-RAHU MEDIUM SIZE	KG	299.17	336.25	240.00	290.00	261.07	245.00	250.00
MILK FRESH (UNBOILED)	LTR.	92.92	97.50	72.50	75.00	73.21	70.00	80.00
CURD	KG.	100.00	108.13	77.50	77.50	83.04	80.00	90.00
MILK TETRA PACK 1/2 LTR.	PKT.	60.00	60.00	60.00	60.00	60.00	60.00	60.00
LACTOGEN 400 GRAMS	PKT.	435.00	435.00	435.00	435.00	435.00	445.00	435.00
POWDER MILK NIDO 400GM.	PKT	389.74	389.74	389.74	389.74	380.00	380.00	380.00
MILK POWDER LOOSE/PACKED	KG.	551.67	585.00	535.00	500.00	504.29	445.00	350.00
BUTTER LOCAL PACKED	50 GM.	25.00	25.00	25.00	50.00	32.00	25.00	35.00
EGGS FARM	DOZ	89.00	92.50	80.00	90.00	88.29	80.00	80.00
MUSTARD OIL AV.QLTY.	KG.	220.00	240.00	245.00	205.00	183.93	162.50	145.00
COOKING OIL (DALDA)	2.5LTR	445.00	445.00	445.00	445.00	445.00	443.00	467.00
COOKING OIL (PAKWAN) OTHER BRAND SPECIFY	2.5 LTR	355.00	362.50	355.00	387.50	420.00	370.00	420.00
VEGETABLE GHEE TIN	2.5KG.	440.00	440.00	440.00	440.00	440.00	440.00	452.00
VEGETABLE GHEE (LOOSE)	KG.	140.83	143.75	135.00	135.00	135.71	165.00	140.00
DATES AV.QLTY.	KG.	228.33	243.75	210.00	210.00	178.21	165.00	190.00
PISTACHIO AV.QLTY.	50 GM.	116.67	122.50	117.50	125.00	107.86	140.00	120.00
ALMONDS WHOLE AV.QLTY.	KG.	625.83	646.88	610.00	612.50	672.14	675.00	525.00
COCONUT DRY AV.QLTY.	KG.	297.50	327.50	315.00	320.00	315.18	255.00	200.00
RAISINS AV.QLTY.	50 GM.	23.50	26.50	23.50	22.50	31.93	19.00	20.00
GROUNDNUTS (WITH SHELL)	KG.	213.33	228.75	170.00	240.00	196.43	200.00	195.00
MALTA/MOSAMBI	DOZ	0.00	0.00	0.00	0.00	0.00	0.00	0.00
KINNU	DOZ	0.00	0.00	0.00	0.00	0.00	0.00	0.00
APPLE	KG	154.17	165.00	125.00	110.00	188.21	110.00	160.00
ALOO BUKHARA	KG	196.67	233.75	130.00	210.00	207.86	245.00	160.00
POMEGRANATE (ANNAR)	KG	0.00	0.00	0.00	0.00	0.00	0.00	0.00
GRAPES	KG	225.83	248.75	230.00	210.00	197.86	215.00	120.00
BANANAS	DOZ	149.17	176.25	100.00	105.00	94.64	92.50	110.00
MANGO KALMI	KG	162.50	171.25	110.00	125.00	125.36	125.00	110.00
GUAVA	KG	0.00	0.00	0.00	0.00	0.00	0.00	0.00
WATERMELON (TURBOOZ)	KG	37.08	40.63	27.50	32.50	27.86	15.00	15.00
MUSKMELON (KHARBOOZA)	KG	61.67	70.00	27.50	47.50	57.86	30.00	40.00
SWEETMELON (GARMA)	KG	0.00	0.00	0.00	0.00	0.00	0.00	0.00
PULSE MASOOR (WHOLE)	KG.	150.83	165.00	132.50	145.00	156.96	140.00	140.00
PULSE MASOOR (WASHED)	KG.	157.50	169.38	147.50	150.00	167.14	145.00	160.00
PULSE MOONG (WASHED)	KG.	168.75	175.31	142.50	165.00	158.57	140.00	160.00
PULSE MASH (WASHED)	KG.	282.50	288.13	275.00	295.00	281.43	275.00	280.00

Contd.

7.11 Intercity Consumer Prices July, 2016

Description	Unit	Rawal-pindi	Islama-bad	Attock	Jehlum	Lahore	Sahiwal	Gujran-wala
PULSE GRAM	KG.	157.08	161.88	155.00	155.00	146.43	135.00	152.50
GRAM WHOLE BLACK AV.QLTY.	KG.	159.58	165.00	152.50	150.00	136.43	135.00	135.00
GRAM WHOLE YELLOW AV.QLTY	KG.	190.00	202.50	195.00	195.00	160.36	192.50	190.00
BEANS (LAL LOBIA)	KG.	164.58	172.50	135.00	160.00	161.61	155.00	130.00
POTATOES	KG	39.17	48.75	40.00	30.00	34.64	45.00	50.00
ONION	KG	41.67	48.75	30.00	40.00	35.89	27.50	30.00
TURNIP	KG	0.00	0.00	0.00	0.00	0.00	0.00	0.00
RADISH	KG	0.00	0.00	0.00	0.00	0.00	0.00	0.00
TOMATOES	KG	78.75	88.75	72.50	75.00	89.29	72.50	80.00
CABBAGE	KG	0.00	0.00	0.00	0.00	0.00	0.00	0.00
CAULIFLOWER	KG	0.00	0.00	0.00	0.00	0.00	0.00	0.00
BRINJAL	KG	73.33	97.50	60.00	85.00	72.86	51.25	30.00
PUMPKIN	KG	90.00	65.00	55.00	35.00	35.36	30.00	0.00
BOTTLEGOURD	KG	107.50	118.75	22.50	95.00	88.21	110.00	60.00
LADY FINGER	KG	113.33	125.00	77.50	95.00	118.21	110.00	60.00
PEAS	KG	0.00	0.00	0.00	0.00	0.00	0.00	0.00
SPINACH	KG	0.00	0.00	0.00	0.00	0.00	0.00	0.00
TINDA	KG	108.33	136.25	0.00	95.00	89.64	127.50	100.00
TURAI	KG	115.83	126.25	77.50	95.00	73.93	90.00	40.00
KARAILA	KG	80.00	88.75	60.00	75.00	75.36	75.00	40.00
ARVI	KG	80.83	86.25	60.00	85.00	89.64	75.00	100.00
CHILLIES GREEN	KG	81.67	98.75	60.00	85.00	90.00	60.00	75.00
CARROT	KG	0.00	0.00	0.00	0.00	0.00	0.00	0.00
COCUMBER (KHEERA)	KG	78.33	87.50	100.00	95.00	78.93	90.00	50.00
LEMON	250GM	40.00	50.00	22.50	27.50	50.36	27.50	30.00
SUGAR REFINED	KG.	69.00	72.63	68.50	70.00	68.29	65.00	67.00
GUR AV.QLTY	KG.	103.33	110.00	97.50	105.00	94.64	95.00	85.00
HONEY LANGANESE 500 GM.	BOTTLE	924.58	937.50	910.00	925.00	860.00	820.00	840.00
MILO 200 GM.	BOTTLE	215.00	215.00	215.00	222.50	216.00	220.00	166.67
CUSTARD POWDER RAFHAN 300 GM.	PKT	80.00	80.00	80.00	80.00	80.00	80.00	80.00
TOFFEE (HILAL)	EACH	2.00	2.00	2.00	2.00	2.00	1.50	1.00
CHOWKELATE CANDY (SMALL SIZE)	EACH	5.00	5.00	5.00	5.00	5.00	5.00	5.00
SWEETMEAT (MIXED)	KG	375.83	398.75	290.00	350.00	310.00	377.50	360.00
ICE CREAM WALLS	CUP.	40.00	40.00	40.00	40.00	40.00	40.00	40.00
ICE	KG	20.00	20.00	15.00	20.00	15.00	10.00	5.00
JAM AHMED/MITCHELLES	BOTTLE	140.00	140.00	150.00	140.00	135.00	140.00	125.00
SQUASH-MITCHELLES	BOTTLE	167.50	167.50	167.50	165.00	150.00	160.00	145.00
ROOH AFZA	BOTTLE	170.00	170.00	160.00	170.00	160.00	160.00	160.00
JAM-E-SHIREEN	BOTTLE	170.00	170.00	170.00	170.00	170.00	170.00	170.00
SAUNF	50 GM	20.00	20.00	19.00	20.00	20.00	18.00	20.00
CINAMON LOOSE AV. QLTY	50 GM.	24.75	25.00	24.50	35.00	26.71	30.00	25.00
CUMINSEED WHITE NATIONAL	50 GM.	52.00	52.00	52.00	52.00	52.00	52.00	52.00
PEPPER BLACK NATIONAL	50 GM.	105.00	105.00	100.00	105.00	100.00	100.00	100.00
CLOVES LOOSE AV.QLTY	50 GM.	85.83	88.13	87.50	95.00	89.29	100.00	100.00
CARDAMOM LARGE LOOSE AV.QLTY	50 GM.	176.67	180.00	185.00	195.00	179.64	185.00	150.00
CARDAMOM SMALL AV.QLTY	50 GM.	107.08	120.63	100.00	107.50	78.04	122.50	90.00
SALT-POWDERED (LAHORI) LOOSE	KG.	12.00	12.00	10.00	15.00	10.00	10.00	10.00
SALT POWDERED (NATIONAL/SHAN)	PKT	25.00	25.00	25.00	25.00	25.00	25.00	25.00
CHILLIES POWD.NATIONAL 200GM	PKT	105.00	105.00	105.00	105.00	105.00	105.00	105.00
CHILLIES POWDER LOOS	KG.	313.33	326.25	270.00	270.00	282.14	245.00	260.00
CORRIANDER SEED POWD.NATIONAL	PKT	104.00	104.00	104.00	104.00	104.00	104.00	110.00
CORRIANDER SEED (LOOSE)	KG.	298.33	300.00	265.00	290.00	287.14	262.50	190.00
TURMERIC POWD.NATIONAL 50GM	PKT.	35.00	35.00	35.00	35.00	35.00	35.00	35.00
CURRY POWD. NATIONAL 200 GM	PKT.	87.00	87.00	87.00	87.00	88.00	78.81	87.00
TOMATO KETCHUP AHMED/MITCHL	BOTTLE	97.50	97.50	105.00	100.00	95.00	85.00	100.00
PICKLES AHMED/MITCHELLES	BOTTLE	105.00	105.00	105.00	115.00	105.00	95.00	100.00
VINEGAR SYNTHETIC (SIRKA)	BOTTLE	100.00	100.00	77.50	95.00	80.00	80.00	70.00
GARLIC	KG	293.33	315.00	290.00	250.00	243.93	226.25	220.00
GINGER	KG	147.50	173.75	100.00	155.00	105.71	100.00	100.00
TAPAL DANEDAR TEA 200GM PACKET	PKT	157.89	157.89	157.84	157.89	157.89	157.89	157.89
TEA LIPTON YELLOW LABEL 200GM.	PKT.	157.89	157.89	157.84	157.89	157.89	157.89	157.89

Contd.

7.11 Intercity Consumer Prices July, 2016

Description	Unit	Rawal-pindi	Islama-bad	Attock	Jehlum	Lahore	Sahiwal	Gujran-wala
TEA LOOSE KENYA AV.QLTY 250GM.	PKT.	165.00	165.00	175.00	175.00	116.07	182.50	160.00
COFFEE-NESCAFE 75 GM. **	BOTTLE	355.00	355.00	355.00	340.00	360.00	350.00	300.00
COLD DRINK (STANDARD SIZ)	BOTTLE	27.50	27.50	25.00	25.00	20.00	25.00	25.00
FRUIT JUICE TETRA PACK	PKT.	20.00	20.00	15.00	17.50	20.00	18.00	20.00
MINERAL WATER NESTLE 1.5 LTR	BOTTLE	50.00	50.00	50.00	50.00	50.00	50.00	45.00
CIGARETTES K-2 10'S **	PKT	65.00	65.00	65.00	65.00	65.00	65.00	70.00
CIGARETTES CAPSTAN 10'S **	PKT	72.50	72.50	70.00	72.50	65.00	70.00	70.00
CIGARETTES GOLD LEAF 20'S	PKT	130.00	130.00	130.00	130.00	120.00	130.00	130.00
CIGARETTES MORVEN GOLD 20'S	PKT	72.50	72.50	70.00	72.50	65.00	70.00	70.00
BETEL LEAVES	50GM.	98.75	104.38	102.50	105.00	82.50	70.00	60.00
BETEL NUTS	KG.	640.83	671.25	675.00	365.00	355.00	350.00	350.00
LONG CLOTH 57" GUL AHMED/AL-KARAM	METER	195.00	205.00	185.00	260.00	257.14	245.00	135.00
SHIRTING AV.QLTY.	METER	185.00	192.50	182.50	195.00	138.57	290.00	170.00
PANT CLOTH W & WEAR AV.QLTY	METER	437.50	431.25	437.50	410.00	332.14	525.00	335.00
LAWN PRINTED GUL AHMED/AL-KARAM	METER	270.00	287.50	267.50	285.00	281.07	397.50	205.00
GEORGETTE AV.QLTY	METER	152.50	155.00	152.50	145.00	120.54	110.00	132.50
LINEN AV.QLTY ***	METER	163.33	170.00	165.00	165.00	173.93	225.00	105.00
HEAVY WT SUITING LAWERNCPUR AVG QLTY	METER	1475.00	1475.00	1475.00	1475.00	1475.00	1100.00	1050.00
HEAVY WT SUITING LAWERNCPUR SUP QLTY	METER	1925.00	1925.00	1925.00	1925.00	2075.00	1250.00	2350.00
TROPICAL SUITING LAW.PUR	METER	1425.00	1425.00	1425.00	1425.00	1175.00	1100.00	925.00
PANT BOY 24"/26" LENGTH.	EACH	525.00	550.00	537.50	612.50	381.79	762.50	712.50
SHIRT BOY 24"/26" LENGTH	EACH	359.58	375.00	362.50	425.00	363.57	575.00	450.00
SCHOOL UNI. PANT,SHIRT BOYS	SUIT	510.00	545.63	525.00	560.00	678.57	725.00	975.00
SCHOOL UNI. KAMEEZ,SHAL.BOYS	SUIT	507.92	550.00	512.50	482.50	479.64	525.00	925.00
SCHOOL UNI. KAMEEZ,SHAL.GIRL	SUIT	475.00	471.88	485.00	455.00	562.50	475.00	925.00
FROCK W/WEAR GIRLS	EACH	2225.00	2287.50	2050.00	1275.00	1135.71	1450.00	925.00
AWAMI-SUIT W & W(BOY) 24"/26	SUIT	1979.17	2025.00	2050.00	1375.00	942.86	1740.00	1125.00
AWAMI-SUIT W&W (GENTS)AV.QLTY	SUIT	2012.50	2093.75	2100.00	1700.00	1069.64	1800.00	1125.00
PULLOVER GENTS OXFORD/BON.	EACH	3050.00	3050.00	3050.00	3050.00	2890.00	2950.00	3000.00
PULLOVER LADIES OXFORD/BON.	EACH	3050.00	3050.00	3050.00	3050.00	2970.00	2850.00	2950.00
PULLOVER (GENTS) OTHERS A.QTY	EACH	1187.50	1200.00	1100.00	950.00	967.86	1000.00	550.00
SECOND-HAND COAT FOR MEN	EACH	583.33	500.00	475.00	475.00	625.00	350.00	600.00
SECONDHAND SWEETER FOR MEN DUP QLTY	EACH	347.92	0.00	275.00	180.00	467.86	275.00	600.00
SECONDHAND WINTER JACKET	EACH	625.00	0.00	475.00	475.00	685.71	375.00	650.00
UNDERWEAR AV.QLTY MEDIUM SIZE	EACH	210.83	215.00	175.00	182.50	140.18	175.00	125.00
VEST FOR MEN AV.QLTY.	EACH	215.83	215.00	175.00	182.50	148.57	170.00	125.00
VEST/SHAMEEZ (WOMEN) AVG. QLTY	EACH	213.33	220.00	205.00	145.00	228.57	190.00	142.50
SOCKS NYLON (PAKISTANI)	PAIR	89.58	102.50	77.50	87.50	105.00	95.00	110.00
BRASSIER AV.QLTY.	EACH	251.67	261.25	210.00	105.00	145.00	210.00	165.00
BRASSIER SUP QLTY	EACH	586.25	629.38	575.00	305.00	825.00	500.00	335.00
DOPATTA GEORGETTE AV.QLTY.	EACH	350.00	362.50	340.00	325.00	317.86	315.00	275.00
DOPATTA COTTON AV GLTY	EACH	341.25	362.50	290.00	225.00	205.36	225.00	185.00
CHADDAR (W/WEAR) (2x2.5 MTR)	EACH	392.92	418.75	387.50	412.50	423.21	375.00	375.00
LUNGI/DHOTI(COTTON) AVG. QLTY	EACH	460.83	475.00	440.00	205.00	250.71	375.00	212.50
HANDKERCHIEF AVG. QLTY PAK	EACH	38.75	42.50	37.50	25.00	28.21	50.00	50.00
HANDKERCHIEF SUP. QLTY PAK	EACH	55.83	64.38	50.00	45.00	50.00	75.00	75.00
GLOVES AV QLTY	PAIR	155.00	157.50	155.00	155.00	79.64	120.00	105.00
AZARBAND COTTON AVG. QLTY	EACH	22.50	22.50	17.50	22.50	21.96	20.00	25.00
SEWING THREAD/REEL(ASLI PARI)	EACH	9.00	9.00	7.50	9.00	7.00	6.00	6.00
WASHING CHARGES PAINT & SHIRT	SUIT	90.00	90.00	110.00	175.00	71.07	165.00	175.00
DRY CLEANING SUIT COAT PANT	SUIT	612.50	675.00	335.00	475.00	370.00	375.00	400.00
WASHING CH. (KAMIZ-SHALWAR)	PAIR	89.17	90.00	75.00	90.00	60.36	90.00	120.00
TAILORING SHIRT	EACH	541.67	575.00	387.50	525.00	439.29	500.00	400.00
TAILORING CHARGES PANT (MEN)	EACH	958.33	1025.00	750.00	850.00	632.14	900.00	500.00
TAILORING COAT-PANT SUIT	SUIT	3800.00	4287.50	4100.00	3500.00	4464.29	5000.00	3100.00
TAILORING AWAMI-SUIT (MALE)	SUIT	729.17	775.00	637.50	650.00	578.57	675.00	600.00
TAILORING SUIT FEMALE	SUIT	633.33	725.00	575.00	575.00	500.00	475.00	500.00
GENTS SHOES PAUL BATA	PAIR	1199.00	1199.00	1199.00	1199.00	1299.00	1199.00	1199.00
GENTS SANDAL BATA	PAIR	699.00	699.00	699.00	699.00	699.00	699.00	699.00
GENTS SPOUNG CHAPPAL BATA	PAIR	199.00	199.00	199.00	199.00	199.00	199.00	199.00
LADIES SANDAL BATA	PAIR	499.00	499.00	499.00	499.00	499.00	499.00	499.00

Contd.

7.11 Intercity Consumer Prices July, 2016

Description	Unit	Rawal-pindi	Islama-bad	Attock	Jehlum	Lahore	Sahiwal	Gujran-wala
LADIES SPOUNG CHAPPAL BATA	PAIR	179.00	179.00	179.00	179.00	179.00	179.00	179.00
CHILD SHOE POWER LITE BATA	PAIR	599.00	599.00	599.00	599.00	599.00	599.00	599.00
GENTS SHOE, ART 1109 SERVICE	PAIR	999.00	999.00	999.00	999.00	999.00	999.00	999.00
NYLON JOGGER 27 SIZE 2-5 ***	PAIR	1299.00	1299.00	1299.00	1299.00	1299.00	1299.00	1299.00
CHINA FOOT WEAR AV. QLTY (MALE) *	PAIR	975.00	1025.00	875.00	875.00	742.86	450.00	450.00
CHINA FOOT WEAR AV. QLTY (FEMALE) *	PAIR	875.00	931.25	875.00	725.00	637.50	500.00	350.00
CHINA FOOT WEAR AV. QLTY (CHILDREN) *	PAIR	833.33	875.00	625.00	725.00	483.93	425.00	320.00
SHOE REPAIR HALF SOLE	PAIR	132.50	144.38	115.00	135.00	105.00	100.00	95.00
SHOES POLISH CHARGES AVERAGE SHOP	PAIR	20.00	20.00	27.50	20.00	20.00	20.00	15.00
HOUSE RENT (combined)	MONTH	14691.00	46545.00	4203.00	6317.00	12597.00	7908.00	5516.00
rent 2	pm	14691.00	46545.00	4203.00	6317.00	12597.00	7908.00	5516.00
RENT3	PM	14691.00	46545.00	4203.00	6317.00	12597.00	7908.00	5516.00
RENT4	PM	14691.00	46545.00	4203.00	6317.00	12597.00	7908.00	5516.00
RENT5	PM	14691.00	46545.00	4203.00	6317.00	12597.00	7908.00	5516.00
RENT6	PM	14691.00	46545.00	4203.00	6317.00	12597.00	7908.00	5516.00
SYNTHETIC ENEMAL ROBIALAC BALTI 3.64 LTR.	EACH	1750.00	1750.00	1850.00	1805.00	2190.00	1700.00	1700.00
SYNTHETIC ENEMAL ICI BALTI 3.64 LTR.	EACH	1790.00	1790.00	1900.00	1880.00	2190.00	2138.00	2138.00
CEMENT (LOCAL) SPECIFY BRAND NAME	BAG	550.00	555.00	522.50	540.00	550.00	540.00	570.00
BRICKS (NEW) IST CLASS	P/1000	9750.00	9750.00	9100.00	7900.00	8350.00	6650.00	8500.00
CEMENT BLOCKS (6"x8"x12")	P/100	4100.00	0.00	2350.00	0.00	0.00	0.00	0.00
BAJREE	100CFT	6250.00	6250.00	4900.00	4250.00	5900.00	5500.00	5300.00
SAND (BLACK PIT SAND)	K100CFT	3050.00	3050.00	1475.00	2295.00	2450.00	3150.00	2250.00
TIMBER SHESHAM LOG IST QUALITY	cubmt.	71512.00	71732.75	71512.00	64890.50	87402.00	74151.00	50323.50
IRON BAR (M.S. BAR) 1/2"	P/TON	64500.00	65500.00	61250.00	64500.00	69000.00	61250.00	65000.00
CARPANTER WAGE RATE	P/DAY	1200.00	1200.00	775.00	850.00	830.36	700.00	825.00
MASON (RAJ) WAGE RATE	P/DAY	1200.00	1200.00	825.00	850.00	1232.14	725.00	1050.00
UNSKILLED LABOUR WAGE RATE	P/DAY	700.00	700.00	500.00	550.00	600.00	475.00	650.00
PLUMBER WAGE RSTE	P/DAY	1200.00	1200.00	775.00	850.00	826.79	0.00	800.00
ELECTICIAN WAGE RATE PER DAY **	P/DAY	0.00	0.00	0.00	0.00	828.57	0.00	700.00
ELECTICIAN WAGE RATE PER POINT **	P/PNT	195.00	202.50	135.00	170.00	152.50	137.50	137.50
WATER CHARGES PER HOUSE	P/MONTH	161.50	96.00	120.00	100.00	325.00	30.00	100.00
ELECT.CHARGES UPTO 50 UNITS	P/UNIT	2.00	2.00	2.00	2.00	2.00	2.00	2.00
ELECT.CHARGES 01 - 100 UNIT	P/UNIT	6.18	6.18	6.18	6.18	6.18	6.18	6.18
ELECT.CHARGES 101 - 300 UNIT	P/UNIT	9.54	9.54	9.54	9.54	9.54	9.54	9.54
ELECT.CHARGES 301 - 1000 UNIT	P/UNIT	16.39	16.39	16.39	16.39	16.39	16.39	16.39
ELECT.CHARGES ABOVE 1000 UNIT	P/UNIT	18.39	18.39	18.39	18.39	18.39	18.39	18.39
ELEC	PM	10.50	10.50	10.50	10.50	10.50	10.50	10.50
GAS CHRg upto 3.3719 MMBUT	MMBTU	128.70	128.70	128.70	128.70	128.70	128.70	128.70
GAS CHRg 3.3719 - 6.7438 MMBUT	MMBTU	257.40	257.40	257.40	257.40	257.40	257.40	257.40
GAS CHRg 6.7438 - 10.1157 MMBUT	MMBTU	257.40	257.40	257.40	257.40	257.40	257.40	257.40
GAS CHRg10.1157 - 13.4876 MMBUT	MMBTU	702.00	702.00	702.00	702.00	702.00	702.00	702.00
GAS	PM	702.00	702.00	702.00	702.00	702.00	702.00	702.00
GAS	PM	409.50	409.50	409.50	409.50	409.50	409.50	409.50
KEROSENE OIL	LTR	95.00	98.75	97.50	85.00	85.00	95.00	73.00
FIREWOOD WHOLE	40 KG.	741.67	785.00	510.00	625.00	762.86	475.00	675.00
CHAIR SHESHAM WOOD WITH ARMS **	EACH	3650.00	3737.50	3300.00	3250.00	2314.29	3000.00	2250.00
CHAIR PLASTIC (CHAIRMAN) AVERAGE QUALITY	EACH	725.00	725.00	725.00	825.00	825.00	775.00	525.00
TABLE SHESHAM WOOD (4X2X5") ***	EACH	6175.00	6337.50	6250.00	4250.00	11571.43	6500.00	10250.00
SOFASET WOODEN WITH FOAM SEAT **	SET	21500.00	22875.00	23000.00	16250.00	21642.86	23000.00	17750.00
COT IRON (WITH NIWAR)AV.QLTY.	EACH	2150.00	2287.50	2050.00	1650.00	2500.00	2400.00	1900.00
ALMIRAH (STEEL) 6'X3' 20 GUAGE	EACH	8558.33	8750.00	8200.00	7750.00	9964.29	12000.00	9300.00
DINNING TABLE 6 CHAIRS A.QLTY	SET	22791.67	25187.50	23000.00	21250.00	23071.43	30000.00	25000.00
SINGLE BED WITHOUT FOAM MED.	EACH	5100.00	5100.00	4750.00	5250.00	8964.29	10500.00	10000.00
MATRESS SINGLE(4"THICK)	EACH	4900.00	4900.00	4900.00	4800.00	5500.00	5700.00	5000.00
FARSHI DARI 12'X9' AV.QLTY	EACH	2037.50	2093.75	1950.00	1175.00	1607.14	1200.00	925.00
DARI COTTON (6'x2 1/2) AV.QL	EACH	991.67	1006.25	975.00	437.50	459.64	1000.00	450.00
CARPET PLAIN AV. QLTY	SOFT.	28.92	29.00	25.50	32.50	37.50	35.00	35.00
QUILT (LIHAF) 3 KG. COTTON	EACH	1129.17	1193.75	975.00	625.00	1400.00	1200.00	1075.00
BLANKET (90" x 54")	EACH	4000.00	4075.00	3100.00	2950.00	5000.00	3800.00	2900.00
BEDSHEET SINGLE BED SUP.QLTY	EACH	614.58	646.88	575.00	487.50	546.43	550.00	475.00
BED SHEET DOUBLE WITH TWO PILLOW COVERS SUP QLTY	SET	1295.83	1375.00	1325.00	1050.00	932.14	1000.00	1150.00

Contd.

7.11 Intercity Consumer Prices July, 2016

Description	Unit	Rawal-pindi	Islama-bad	Attock	Jehlum	Lahore	Sahiwal	Gujran-wala
TOWEL(3'x2') AV. QALTY	EACH	413.75	427.50	390.00	287.50	290.00	350.00	175.00
CEILING FAN 48" SUPER QLTY **	EACH	3175.00	3175.00	3275.00	2900.00	2750.00	3395.00	2700.00
PEDESTAL FAN 22" SUPER QLTY	EACH	3475.00	3475.00	3900.00	3750.00	4200.00	5260.00	4100.00
REFG. DAWLENCE 10 CFT. D.DOOR	EACH	31500.00	31750.00	30500.00	31000.00	36000.00	30400.00	31000.00
D-FREEZER WAVES 8 CFT.	EACH	30400.00	30400.00	30400.00	30400.00	28000.00	29000.00	31000.00
AIRCONDITIONER 1.5 TON PEL	EACH	41000.00	41000.00	41000.00	42400.00	45000.00	42000.00	48000.00
SPLIT AIR CONDITIONER 1.5 TON (SPECIFY BRAND NAME)	EACH	41000.00	41125.00	41500.00	47300.00	48000.00	46000.00	46000.00
AIRCOOLER SUPER ASIA	EACH	9000.00	9000.00	11600.00	13250.00	14500.00	10000.00	12500.00
WASHING MACHINE SINGER	EACH	17000.00	17000.00	17400.00	17000.00	17000.00	16920.00	15600.00
SEWING MACHINE(SINGER)	EACH	5995.00	5995.00	5995.00	5995.00	7885.00	6995.00	5860.00
GIZER LARGE SIZE 30 GALLON CAPACITY SUP QLTY	EACH	22900.00	22900.00	22900.00	14750.00	22900.00	21400.00	13200.00
GAS BURNER DOUBLE SPFY.BRAND	EACH	2016.67	2150.00	1950.00	1850.00	1750.00	1450.00	1250.00
ELECT. IRON PHILIPS MDL.1120	EACH	2100.00	2100.00	1900.00	1975.00	1300.00	2750.00	2200.00
ELECTRIC JUICER FOR APPLE	EACH	7550.00	7550.00	7100.00	7375.00	13000.00	9250.00	4500.00
S.STEEL DEGHCHI MEDIUM SIZE ***	EACH	741.67	756.25	610.00	612.50	733.93	475.00	1185.00
ALUMINIUM COOKING PAN (DEGCHI) MED SIZE	EACH	679.17	706.25	525.00	575.00	664.29	500.00	900.00
NON STICK COOKING PAN (DEGCHI) SUP. QLTY	EACH	1129.17	1156.25	875.00	975.00	1085.71	1100.00	1550.00
FRYING PAN STEEL AVG. QLTY MED. SIZE	EACH	512.50	512.50	475.00	375.00	630.36	500.00	575.00
TAWA IORN (MEDIUM SIZE) AVG. QLTY	EACH	315.83	346.25	310.00	255.00	482.14	475.00	412.50
S.STEEL PLATE A.QLTY.(M.SIZE)	EACH	90.83	87.50	87.50	57.50	78.93	77.50	110.00
TABLE SPOON S.STEEL SUP.QLTY.	DOZEN	411.67	411.88	375.00	375.00	366.07	475.00	575.00
WATER SET JUG+6 GLASSES (OMROC)	SET	432.08	432.50	410.00	410.00	730.36	460.00	350.00
TEA SET PAK. CHINAWARE 21 PCS.	SET	2229.17	2250.00	1900.00	1950.00	1557.14	2050.00	1800.00
DINNER SET PLASTIC 72 PIECES SUPERIOR QLTY	SET	7408.33	7650.00	6650.00	4750.00	5785.71	6450.00	5900.00
HOTPOT SET PLASTIC 3 PCS.	SET	1708.33	1725.00	1625.00	1425.00	1510.71	1250.00	1500.00
BUCKET(BALTI) PLASTIC MED.SIZ	EACH	257.50	273.75	245.00	340.00	478.57	250.00	290.00
LOTA PLASTIC (MED SIZE) AVERAGE QUALITY	EACH	62.92	73.13	42.50	45.00	50.00	75.00	40.00
PRESURE COOKER 4 LTR.	EACH	1825.00	1831.25	1575.00	1675.00	1540.00	1025.00	1750.00
WATER COOLER 9/10 LTR.PLASTIC ***	EACH	605.42	625.00	475.00	512.50	575.00	650.00	650.00
THERMOS STARVAC 1 LTR	EACH	487.50	525.00	475.00	437.50	625.00	425.00	650.00
BULB PHILIPS 100-WATTS	EACH	35.00	35.00	27.50	35.00	35.00	33.50	30.00
TUBE LIGHT PHILIPS 40 WATTS	EACH	100.00	100.00	120.00	110.00	100.00	95.00	95.00
ELECTRIC BLUBS "0" WATTE LOCAL	EACH	27.50	27.50	27.50	25.00	20.00	25.00	18.00
ELECTRIC BLUB ENERGY SAVER 14 WATTS	EACH	167.50	167.50	165.00	167.50	170.00	160.00	155.00
WASHING SOAP 250 GMS SPECIFY BRAND NAME	EACH	40.00	40.00	40.00	40.00	40.00	40.00	38.00
SURF EXCEL 400 GMS POLY BAG	EACH	104.00	104.00	104.00	104.00	130.00	104.00	130.00
WASHING POWDER 1000 GRM	EACH	185.00	185.00	185.00	185.00	150.00	150.00	150.00
WASHING POWDER (WHEEL/ BONUS) 100 GRAMS	EACH	125.00	125.00	125.00	125.00	90.00	95.00	90.00
CLEANSER POWDER VIM 1000 GM	PKT.	83.33	83.33	83.33	83.33	83.00	78.00	77.77
FINIS 500 ML	BOTTLE	250.00	250.00	250.00	250.00	229.41	196.87	193.75
PHNYLE TYPHONE/FINIS/CARRANITE 3 LITRES	BOTTLE	180.00	180.00	169.09	180.00	145.00	160.00	140.00
HARPIC	BOTTLE	150.00	150.00	150.00	150.00	150.00	150.00	150.00
BOOT POLISH CHERRY/KIWI 50ML	EACH	125.00	125.00	125.00	125.00	105.00	116.66	125.00
ROBIN BLUE (35 GRAMS)	PKT.	55.00	55.00	55.00	55.00	55.00	55.00	50.00
TISSU PAPER PERFUMED 100 PCS.	PKT	110.00	110.00	110.00	110.00	130.00	95.00	105.00
TOILET PAPER ROLL (R.PETEL)	P/ROLL	40.00	40.00	40.00	40.00	40.00	40.00	40.00
BOOT POLISH LIQUID CHEERY BLOSSOM KIWI 75 ML	BOTTLE	150.00	150.00	140.00	150.00	150.00	150.00	140.00
MATCH BOX SMALL	EACH	2.00	2.00	9.50	2.00	2.00	2.00	2.00
DRY CELL 1.5 VOLT(LOCAL)	EACH	30.00	30.00	30.00	27.50	40.00	30.00	20.00
HAND STITCHING NEEDLE M.SIZE	PACKET	10.00	10.00	7.75	9.00	7.50	10.00	5.00
SEWING MACHINE NEEDLE (SINGER)	EACH	5.00	5.00	5.00	5.00	10.00	5.00	6.00
HOUSEHOLD SERVANT FEMALE P/T	P/MNTH	1858.33	2000.00	1300.00	1700.00	1878.57	1500.00	1550.00
MARRIAGE HALL WITH FURNITURE	P/HEAD	146.25	155.00	125.00	125.00	157.86	150.00	115.00
SEPTRAN TABLETS	10TAB.	16.00	16.00	16.00	16.00	19.30	20.00	16.00
BRUFEN TABS 200-MG.	10TAB.	8.90	8.90	8.91	10.00	8.90	8.90	10.00
PANADOL TAB. EXTRA/PLAIN	10TAB.	12.00	12.00	12.00	12.00	12.00	12.00	12.00
DISPRIN TAB.	10TAB.	12.40	12.40	12.40	12.40	12.00	12.40	14.00
TRISIL TAB.	10 TAB	10.00	10.00	10.00	10.00	10.00	10.00	10.00
FLAGYL TAB. 200 MG.	10TAB.	10.00	10.00	10.00	10.00	10.00	10.00	10.00
VENTOLIN TAB. 2MG.	10TAB.	9.92	9.92	9.92	9.92	12.00	10.00	10.00
DAONIL TAB. 5 MG.	10TAB.	16.94	16.94	16.83	16.94	16.92	16.90	17.00

Contd.

7.11 Intercity Consumer Prices July, 2016

Description	Unit	Rawal-pindi	Islama-bad	Attock	Jehlum	Lahore	Sahiwal	Gujran-wala
ENTOX TAB.	10TAB.	10.00	10.00	10.00	10.00	10.00	10.00	10.00
RENITEC TAB. 5 MG.	10TAB.	58.50	58.50	58.50	58.50	58.50	60.00	58.50
CAC. 1000 TAB	BOTTLE	122.00	122.00	122.00	122.00	122.00	122.00	122.00
AMOXIL CAPSOLE 250 MG.S	10CAP.	35.70	35.70	35.60	35.70	35.70	36.50	35.00
CALCIUM SYRUP SANDOZ	BOTTLE	64.00	64.00	64.00	64.00	64.00	64.00	64.00
LEDERPLEX SYRUP	BOTTLE	35.00	35.00	35.00	35.00	35.00	35.00	35.00
SANCOS SYRUP (50 ML.)	BOTTLE	27.50	27.50	27.50	27.50	30.00	30.00	30.00
PHENERGAN SYRUP 120 ML.	BOTTLE	33.00	33.00	33.00	33.00	33.00	33.00	34.50
CALPOL SYRUP 60 ML.	BOTTLE	28.00	28.00	28.00	28.00	28.00	28.00	28.00
HYDRYLLIN SYRUP 120 ML.	BOTTLE	65.00	65.00	65.00	65.00	65.00	65.00	65.00
POLYFAX EYE OINTMENT	TUBE	21.00	21.00	21.00	21.00	21.00	21.00	21.00
BETNESOL EYE DROPS	BOTTLE	33.89	33.89	33.89	33.89	33.89	33.89	33.89
EAR DROPS (CARDISPORINE) ***	BOTTLE	21.00	21.00	21.00	21.00	21.00	21.00	21.00
BETNOVATE-N OINTMENT 5 GMS	TUBE	16.68	16.68	16.68	16.68	16.65	16.67	16.67
BURNOL CREAM 30 GRM	TUBE	16.00	16.00	16.00	16.00	16.00	16.00	16.00
VICKS VAPORUB/BALM	BOTTLE	36.00	36.00	36.00	36.00	36.00	36.00	36.00
GLYCERINE SMALL BOTTLE	BOTTLE	28.00	28.00	27.50	25.00	35.00	25.00	17.00
JOUHAR JOSHANDA	PKT.	8.00	8.00	8.00	8.00	8.00	8.00	8.00
GALXOS-D (450 GRMS)	PKT.	157.50	157.50	157.50	168.75	157.50	157.50	157.50
GRUPE-WATER WOODWARDS	BOTTLE	55.00	55.00	55.00	55.00	55.00	55.00	55.00
SANIPLAST ONE PUTTY	EACH	2.00	2.00	2.00	2.00	2.00	2.00	2.00
O.R.S. (NIMCOL)	PKT.	17.00	17.00	17.00	17.00	17.00	15.00	17.00
DETTOL (MEDIUM)	BOTTLE	56.16	56.16	56.16	56.16	46.80	46.00	46.80
COTTON BANDAGE 2" - 4"	EACH	9.00	9.00	8.00	9.00	8.00	9.00	7.00
THERMOMETER CHINA	EACH	45.00	45.00	50.00	47.50	50.00	45.00	35.00
DOCTOR (MBBS) CLINIC FEE	P/PAT.	166.67	175.00	110.00	125.00	100.00	250.00	75.00
URINE TEST (DR) CHARGES	P/TEST	204.17	225.00	80.00	100.00	155.00	100.00	100.00
BLOOD TEST (CP) CHARGES	P/TEST	379.17	387.50	200.00	300.00	575.00	225.00	300.00
SUGAR TEST (RANDOM/FASTING BOTH) CHARGES	P/TEST	272.92	362.50	170.00	197.50	150.00	100.00	200.00
ECG CHARGES	P/TEST	264.58	312.50	150.00	250.00	300.00	225.00	200.00
X-RAY (CHEST) CHARGES	P/X-RAY	383.33	425.00	275.00	400.00	375.00	300.00	400.00
CAR SUZUKI 800 CC (W/O. A/C)	EACH	659800.00	659800.00	659800.00	659800.00	645000.00	634000.00	645000.00
CAR SUZUKI 1000 CC	EACH	1121500.00	1121500.00	1121500.00	1121500.00	1109000.00	1094000.00	1060000.00
CAR TOYOTA 1300 CC	EACH	1697000.00	1697000.00	1692000.00	1697000.00	1816500.00	1660500.00	1661000.00
CAR HONDA CIVIC	EACH	2163500.00	2163500.00	2163500.00	2145500.00	2165000.00	1677000.00	2027500.00
MOTORCYCLE HONDA CD-70.	EACH	63500.00	63500.00	63500.00	63500.00	63500.00	63500.00	63500.00
MOTORCYCLE YAMAHA 100CC.	EACH	79300.00	79300.00	79300.00	79300.00	79300.00	79300.00	79300.00
MOTOR CYCLE HERO 70 CC	EACH	41250.00	41250.00	41250.00	43500.00	49000.00	41500.00	43500.00
BICYCLE WITH TYRES & TUBES	EACH	7900.00	7900.00	7900.00	7350.00	7500.00	6900.00	7200.00
TYRE CAR WITH TUBE GENERAL	EACH	2975.00	2975.00	2975.00	2700.00	3000.00	2400.00	3300.00
TYRE MOTOR CYCLE WITHOUT TUBE	EACH	1137.50	1137.50	1250.00	1050.00	1200.00	900.00	1250.00
TYRE CYCLE SPECIFY BRAND NAME	EACH	345.83	355.00	370.00	350.00	330.00	275.00	330.00
TYRE CAR W/O TUBE	EACH	2850.00	2850.00	3275.00	3075.00	2700.00	2200.00	3000.00
PETROL SUPER	LITRE	64.48	64.49	64.48	64.48	64.63	64.50	64.61
HIGH SPEED DIESEL HSD	LITRE	72.73	72.74	72.98	72.73	72.88	72.75	72.85
CNG	K.G.	75.82	75.82	75.82	75.82	67.50	67.50	67.50
GAS CYLINDER STAND. SIZE	EACH	1000.00	1020.00	1000.00	915.00	825.00	862.50	770.00
MOTOR CYCLE SERVICE CHARGES	EACH	325.00	325.00	290.00	250.00	200.00	187.50	280.00
CAR SERVICE CHARGES	EACH	337.50	375.00	325.00	275.00	300.00	300.00	250.00
TYRE PUNCTURE CHARGES	EACH	75.00	75.00	45.00	70.00	80.00	70.00	50.00
CYCLE OVERHAULING CHARGES	EACH	783.33	825.00	375.00	375.00	319.64	325.00	160.00
CAR TAX FOR 800CC TO 1300CC	YEARLY	2650.00	432.00	2650.00	2650.00	2650.00	2650.00	2650.00
TRAIN FARE ECO. 1-100 KM.	P/KM.	0.68	0.68	0.68	0.68	0.68	0.68	0.68
TRAIN FARE ECO. 101-500 KM.	P/KM.	0.98	0.98	0.98	0.98	0.98	0.98	0.98
TRAIN FARE ECO. > 500 KM.	P/KM.	0.89	0.89	0.89	0.89	0.89	0.89	0.89
TRAIN FARE IST SLP. 1-100KM	P/KM.	2.10	2.10	2.10	2.10	2.10	2.30	2.10
TRAIN FARE IST SLP.101-500 KM	P/KM.	2.59	2.59	2.59	2.59	2.59	2.59	2.59
TRAIN FARE IST SLP. > 500 KM	P/KM.	1.99	1.99	1.99	1.99	1.99	1.99	1.99
TRAIN FARE A/C SLP. 1-100KM.	P/KM.	5.76	5.76	5.76	5.76	5.76	5.76	5.76
TRAIN FARE A/C SLP.101-500KM	P/KM.	4.59	4.59	4.59	4.59	4.59	4.59	4.59
TRAIN FARE A/C SLP > 500KM.	P/KM.	4.16	4.16	4.16	4.16	4.16	4.16	4.16

Contd.

7.11 Intercity Consumer Prices July, 2016

Description	Unit	Rawal-pindi	Islama-bad	Attock	Jhelum	Lahore	Sahiwal	Gujran-wala
PLATEFORM TICKET	EACH	10.00	10.00	10.00	10.00	10.00	10.00	10.00
AUTO RICKSHAW FARES	KM/MIN	65.00	0.00	35.00	65.00	50.00	70.00	60.00
FULL TONGA CHARGES	KM/MIN	0.00	0.00	0.00	0.00	80.00	90.00	50.00
TAXI 4 SEATER FARE	KM/MIN	100.00	100.00	75.00	0.00	100.00	100.00	100.00
BUS FARE MIN (WITHIN CITY)	TICKET	9.00	9.00	0.00	9.00	9.00	0.00	9.00
BUS FARE MAX (WITHIN CIT	TICKET	21.00	21.00	0.00	21.00	21.00	0.00	21.00
BUS FARE OUTSIDE CITY	P/KM.	0.86	0.86	0.86	0.69	0.86	0.86	0.86
A/C BUS FARE OUTSIDE CITY	P/KM.	1.55	1.55	1.53	1.55	2.00	1.55	1.45
MINIBUS FARE MIN.WITH IN CITY	TICKET	11.00	11.00	0.00	0.00	11.00	0.00	10.00
MINIBUS FARE MAX.WITH IN CITY	TICKET	22.50	22.25	0.00	0.00	24.00	0.00	20.00
SUZUKI FARE MIN.WITH IN CITY	TICKET	11.00	11.00	10.00	0.00	12.00	0.00	10.00
SUZUKI FARE MAXIMUM W.IN CITY	TICKET	17.00	17.00	10.00	10.00	22.00	0.00	20.00
AIR FARE ECONOMY CLASS.	P/KM.	19.26	19.26	19.26	19.26	19.26	0.00	19.26
POSTAL ENVELOPE DOMESTIC	EACH	8.00	8.00	8.00	8.00	8.00	8.00	8.00
ENVELOPE FOR SAUDI ARABIA	EACH	50.00	50.00	50.00	50.00	50.00	50.00	50.00
POSTAL REGISTRATION CHARGES	EACH	38.00	38.00	38.00	38.00	38.00	38.00	38.00
U.M.S. REG CHARGES MIN.	EACH	58.00	58.00	58.00	58.00	60.00	59.00	59.00
T.C.S. CH. MIN.WITH IN ZONE	EACH	160.00	160.00	150.00	160.00	160.00	170.00	150.00
TELEPHONE CHARGES LOCAL CALL	P/CALL	3.94	3.94	3.94	3.94	3.94	3.94	3.94
TEL CHARGES OUT SIDE CITY	P/CALL	3.94	3.94	3.94	3.94	3.94	3.94	3.94
INTERNET CHARGES	P/HOUR	27.50	27.50	27.50	50.00	20.00	12.00	20.00
MOBILE CELL CHARGES	P/UNIT	3.00	3.00	3.00	3.00	2.50	3.00	3.00
FAX CHARGES (LOCAL)	P/PAGE	12.50	12.50	12.50	12.50	10.00	20.00	30.00
TELEPHONE SET AV. QLTY	EACH	625.00	725.00	550.00	825.00	775.00	650.00	400.00
MOBILE SET NOKIA/SONY/ERICSON/SAMSUNG WITHOUT CAMERA	EACH	2133.33	2175.00	2125.00	2525.00	2700.00	2650.00	2800.00
T.V. 20" COLORED WEGA H-A21.	EACH	18108.33	18200.00	18100.00	18100.00	20500.00	16900.00	15000.00
T.V 20" COLOR CHINA/KORIA)	EACH	14250.00	14250.00	14250.00	14250.00	6500.00	13500.00	7000.00
V.C.P. PANASONIC/LG/NAT	EACH	0.00	0.00	5550.00	0.00	4200.00	0.00	0.00
DVD/VCD PLAYER PANASONIC/LG	EACH	3750.00	3750.00	3550.00	3750.00	6557.14	4500.00	3000.00
RADIO WITH C.PLAYER NATIONAL	EACH	2150.00	2150.00	2150.00	2050.00	1821.43	1800.00	2250.00
PERSONNEL COMPUTER (BRANDED)	EACH	69250.00	69250.00	69250.00	69500.00	53000.00	50000.00	37400.00
VID. CASSETTE BLK. TDK/SONY	EACH	144.17	145.00	135.00	175.00	122.14	155.00	0.00
COM. C.D. (TDK/IMATION)	EACH	56.67	59.38	75.00	75.00	36.79	50.00	35.00
TAPE RECORDER CASSETTE BLANK	EACH	42.50	47.50	42.50	47.50	40.00	65.00	35.00
VIDEO GAME SEGA 16 BYTE	EACH	1150.00	1150.00	1175.00	1050.00	1200.00	1650.00	1050.00
CINEMA A/C. HIGH CLASS	TICKET	150.00	0.00	0.00	0.00	275.00	0.00	80.00
CINEMA NON-A/C HIGH CLASS	TICKET	80.00	0.00	0.00	0.00	150.00	50.00	60.00
CABLE CHARGES	PER MONT	325.00	325.00	275.00	300.00	303.57	200.00	300.00
TV.LICENCE FEE DOMESTIC	YEARLY	420.00	420.00	420.00	420.00	420.00	420.00	420.00
ENGLISH BOOK CLASS V1	EACH	77.00	77.00	77.00	77.00	77.00	77.00	77.00
ENGLISH BOOK CLASS IX OR X	EACH	130.00	130.00	130.00	130.00	130.00	130.00	130.00
ENG. BOOK IST.YR COMPLETE SET	EACH	84.00	84.00	84.00	84.00	84.00	84.00	84.00
ENGLISH BOOK BA/B.SC	EACH	178.00	178.00	178.00	178.00	178.00	178.00	178.00
URDU BOOK CLASS V (T.B.BORD)	EACH	59.00	59.00	59.00	59.00	59.00	59.00	59.00
URDU BOOK CLASS IX/X(T.B.B)	EACH	139.00	139.00	139.00	139.00	139.00	139.00	139.00
URDU BOOK IST.YEAR/INTER	EACH	53.00	53.00	53.00	53.00	53.00	53.00	53.00
URDU BOOK BA/B.SC	EACH	140.00	140.00	140.00	140.00	140.00	140.00	140.00
MATHS BOOK CALSS V (T.B.B)	EACH	78.00	78.00	78.00	78.00	78.00	78.00	78.00
MATHS BOOK CLASS IX OR X	EACH	279.00	279.00	279.00	279.00	279.00	279.00	279.00
MATHS BOOK IST.YEAR (T.B.B)	EACH	156.00	156.00	150.00	156.00	156.00	156.00	156.00
PAKISTAN STUDIES BOOK BA/B.SC	EACH	125.00	125.00	125.00	125.00	125.00	125.00	125.00
DAILY "DAWN"	P/COPY	19.00	19.00	19.00	19.00	19.00	19.00	19.00
DAILY "JANG"	P/COPY	12.00	12.00	12.00	12.00	12.00	12.00	12.00
DAILY "NAWA-E-WAQT"	P/COPY	12.00	12.00	12.00	12.00	12.00	12.00	12.00
WEEKLY "AKHBAR-E-JAHAN"	P/COPY	55.00	55.00	55.00	55.00	55.00	55.00	55.00
WEEKLY "MAG"	P/COPY	45.00	45.00	45.00	45.00	45.00	45.00	45.00
MONTHLY "NAUNEHAL DIGEST"	P/COPY	35.00	35.00	35.00	35.00	35.00	35.00	35.00
PAPER FOOLSCAPE (27"x17")	QUIRE	57.50	57.50	57.50	55.00	25.00	25.00	30.00
EXERCISE.BOOK LINED 80/100 PGS	EACH	67.08	75.63	62.50	57.50	30.00	35.00	36.00
PENCILGOLDFISH/DEER	EACH	8.00	8.00	8.00	8.00	7.00	6.00	7.00
PEN INK DOLLOR 57 ML BOTTLE	EACH	25.00	25.00	25.00	20.00	20.00	20.00	20.00

Contd.

7.11 Intercity Consumer Prices July, 2016

Description	Unit	Rawal-pindi	Islama-bad	Attock	Jehlum	Lahore	Sahiwal	Gujran-wala
PHOTOSTATE PAPER 70 GM	PRT	365.00	365.00	365.00	315.00	350.00	330.00	380.00
BALL PEN (local)	EACH	8.00	10.00	10.00	10.00	6.00	6.00	5.00
FOUNTAIN PEN HERO/WINGS/CHINA	EACH	47.50	47.50	47.50	46.25	60.00	50.00	40.00
PRIVATE SCHOOL FEE ENGLISH MEDIUM AVERAGE STANDARD (CLASS I)	PER MONTH	5050.00	3325.00	1287.50	2035.00	1571.43	2255.00	1550.00
PRIVATE SCHOOL FEE ENGLISH MEDIUM AVERAGE STANDARD (CLASS V)	PER MONTH	3475.00	3400.00	1325.00	2035.00	1742.86	2255.00	1650.00
PRIVATE SCHOOL FEE ENGLISH MEDIUM AVERAGE STANDARD (CLASS VI)	PER MONTH	3533.33	3643.75	1450.00	2080.00	1969.64	2280.00	1800.00
PRIVATE SCHOOL FEE ENGLISH MEDIUM AVERAGE STANDARD (CLASS X)	PER MONTH	3881.25	3856.25	1875.00	2290.00	2478.57	2442.50	2200.00
PRIVATE MEDICLE COLLEGE FEE MBBS (IST YEAR)	PER MONTH	50468.75	50468.75	50468.75	0.00	28832.80	0.00	0.00
PRIVATE ENGINEERING COLLEGE FEE (ISTR YEAR)	PER MONTH	14975.25	14975.25	11011.50	0.00	18098.00	0.00	0.00
GOVT. COLLEGE FEE IST. YEAR	MONTH	50.00	195.00	50.00	50.00	60.00	50.00	50.00
GOVT. COLLEGE FEE 4TH. YEAR	MONTH	60.00	225.00	60.00	60.00	70.00	60.00	60.00
GOVT. UNIVERSITY FEE MSC.	MONTH	77.50	1000.00	77.50	80.00	97.79	80.00	115.00
GOVT. MED. COLLEGE FEE MBBS	MONTH	873.00	873.00	873.00	0.00	1250.00	1250.00	0.00
GOVT. ENGG. COLL. FEE I YEAR	MONTH	600.00	600.00	600.00	0.00	750.00	0.00	0.00
COACHING FEE FOR CLASS IX/X	PER MONTH	2750.00	2987.50	1550.00	950.00	1828.57	1400.00	600.00
COACHING CHARGES FOR CLASS IST YEAR/INTER (SCIENCE)	PER MONTH	3250.00	3450.00	2200.00	3500.00	2821.43	2300.00	1200.00
COACHING CHARGES FOR CLASS IST YEAR/INTER (COMMERCE)	PER MONTH	2691.67	3062.50	1900.00	3500.00	2792.86	1300.00	1200.00
I.T. TUITION FEES	PER MONTH	2100.00	2100.00	1450.00	3606.25	6066.80	1500.00	4500.00
MBA TUITION FEES	PER MONTH	13955.00	13955.00	7667.00	4500.00	15687.50	0.00	7000.00
BREAD TANDOORI ST. SIZE	EACH	7.50	7.50	6.50	6.00	6.00	5.50	6.00
COOKED MUTTON (AV. HOTEL)	PLATE	200.83	221.25	210.00	165.00	200.71	0.00	120.00
COOKED BEEF (AV. HOTEL)	PLATE	99.17	102.50	85.00	85.00	92.86	80.00	60.00
COOKED DAL (AV. HOTEL)	PLATE	70.83	73.75	65.00	55.00	67.32	40.00	40.00
CHICKEN BIRYANI FULL/DOUBLE	PLATE	132.50	135.00	165.00	110.00	131.96	130.00	110.00
TEA PREPARED (ORDINARY)	CUP	20.00	20.00	20.00	20.00	19.21	20.00	20.00
HAIRCUT CHARGES FOR MEN	P/CUT	86.25	107.50	75.00	60.00	115.71	100.00	60.00
BEAUTY PORL HAIR STYL CHARGE	P/STY.	391.67	475.00	275.00	475.00	450.00	250.00	350.00
SHAVING CHARGES	PER SHV	49.58	65.00	55.00	45.00	55.71	40.00	40.00
LIPSTICK S.MISS/MEDORA	EACH	110.00	110.00	115.00	110.00	120.00	110.00	110.00
NAIL POLISH S.MISS/MEDORA	EACH	115.00	115.00	105.00	115.00	110.00	95.00	60.00
PERFUME MED.SIZE MEDORA/BROACH	EACH	200.00	200.00	200.00	200.00	180.00	170.00	120.00
HAIR-OIL AMLA/CHAMBELI	BOTTLE	100.00	100.00	115.00	110.00	130.00	120.00	110.00
TOILET SOAP LUX 95 GRAMS	EACH	33.00	33.00	33.00	33.00	35.00	34.69	44.78
TOILET SOAP LIFEBOUY 140 GRM	EACH	37.00	37.00	37.00	37.00	37.00	37.00	37.00
TOILET SOAP SAFEGUARD BATH SIZE	EACH	50.00	50.00	50.00	50.00	46.00	46.00	46.00
TOOTHPASTE MACKLINES 70 GRM	EACH	50.00	50.00	50.00	50.00	50.00	50.00	50.00
TOOTHPAST MED SIZE CLGATE 70 GMS	EACH	75.00	75.00	75.00	75.00	61.00	65.00	60.00
TOOTHBRUSH SHEILD A/PLAQUE	EACH	30.00	30.00	30.00	30.00	35.00	60.00	50.00
TOOTHPOWDER DENTONIC 90 GRM	EACH	32.00	32.00	32.00	32.00	32.00	28.00	25.00
HAIR-COLOUR BEGIN (6 GMS)	EACH	110.00	110.00	110.00	110.00	105.00	105.00	105.00
HAIR COLOUR (KALAKOLA)	BOTTLE	130.00	130.00	130.00	130.00	130.00	120.00	140.00
FACECREAM PONDS (MEDIUM)	EACH	110.00	110.00	120.00	120.00	120.00	110.00	120.00
TALC POWDER VICE ROAY,B.CAT	EACH	145.00	145.00	145.00	145.00	130.00	150.00	145.00
BLADE TREET ORDINARY 10'S	PKT.	40.00	40.00	40.00	35.00	35.00	32.00	40.00
BLADE 7-O-CLOCK STAIN. 5'S	PKT.	35.00	35.00	35.00	35.00	35.00	30.00	35.00
SHAMPOO SUNSILK/PAINTIN 100 ML	BOTTLE	110.00	110.00	110.00	110.00	100.00	99.00	110.00
BEAUTY CREAM (FAIR & LOVELY)	EACH	75.00	75.00	75.00	75.00	115.00	185.00	185.00
HAIR REMOVING CREAM (EU-CREAM)	TUBE	70.00	70.00	70.00	70.00	65.00	65.00	65.00
GEL MEDIUM SIZE	BOTTLE	102.50	107.50	100.00	135.00	65.00	120.00	65.00
DISPOSABLE RAZOR GILLET-II	EACH	42.50	42.50	42.50	42.00	45.00	45.00	43.00
SHAVING CREAM TOUCH-ME/ADM.	EACH	65.00	65.00	65.00	70.00	65.00	60.00	65.00
GOLD TEZABI 24 CT	10 GM.	44150.00	44150.00	43890.00	43550.00	44142.00	43296.00	43550.00
SILVER TEZABI 24 CT	10 GM.	615.00	615.00	605.00	615.00	600.00	643.00	617.00
ARTIFICIAL JEWELLARY SET	SET	1283.33	1325.00	850.00	725.00	1289.29	650.00	800.00
WRIST WATCH GENTS CITIZEN (ORIGINAL) ***	EACH	5100.00	5250.00	4900.00	4250.00	7785.71	4000.00	2500.00
WRIST WATCH LADIES CITIZEN (ORIGINAL) ***	EACH	5100.00	5250.00	4900.00	4250.00	8410.71	4000.00	2500.00
WALL CLOCK QUARTZ AV.QLTY	EACH	520.83	550.00	550.00	310.00	864.29	625.00	480.00
SUITCASE REXIN (24"x16"x6")	EACH	2079.17	2093.75	1775.00	1100.00	989.29	1050.00	700.00
TRUNK MEDIUM SIZE ***	EACH	2250.00	2243.75	2250.00	1950.00	2303.57	2000.00	1500.00
PURSE LADIES (LEATHER) AVERAGE QUALITY	EACH	529.17	612.50	525.00	437.50	1400.00	900.00	700.00

7.11 Intercity Consumer Prices July, 2016

Description	Unit	Wazira- bad	Sialkot	Faisalabad	Jhang	Multan	Muzaffar- garh	D.G. Khan
WHEAT	10 KG.	325.00	330.00	325.00	320.00	320.00	335.00	312.50
WHEAT FLOUR FINE/SUPERIOR.	KG.	42.00	45.00	39.00	39.00	38.00	38.00	38.00
WHEAT FLOUR AVG. QLTY	KG.	40.00	30.23	34.00	38.00	36.50	36.00	35.75
WHEAT FLOUR BAG	10 KG.	370.00	380.00	335.00	355.00	365.00	360.00	345.00
MAIDA	KG.	50.00	50.00	52.50	45.00	45.50	45.00	50.00
SUJI	KG.	50.00	60.00	50.00	48.00	45.67	45.00	50.00
BESAN AV. QLTY.	KG.	150.00	150.00	160.00	150.00	150.00	142.50	150.00
RICE BASMATI SUP. QLTY.	KG.	90.00	90.00	100.00	110.00	108.33	105.00	100.00
RICE BASMATI 385/386	KG.	50.00	70.00	60.00	60.00	72.50	67.50	70.00
RICE BASMATI BROKEN AV.QLTY	KG.	50.00	55.00	60.00	60.00	66.67	62.50	60.00
RICE IRRI-6 (SINDH/PUNJAB)	KG.	52.50	47.50	50.00	40.00	40.00	40.00	40.00
VERMICELLI	KG.	90.00	75.00	75.00	80.00	80.00	77.50	80.00
BREAD PLAIN MEDIUM SIZE	EACH	40.00	40.00	40.00	40.00	45.00	45.00	50.00
RUSK (PAPAY)	KG.	160.00	140.00	200.00	200.00	220.00	200.00	200.00
BISCUITS-PACKED	PKT	35.00	35.00	35.00	35.00	40.00	35.00	35.00
BISCUIT-BAKERY (LOOSE)	250 GM	100.00	80.00	73.75	70.00	90.00	70.00	80.00
CORNFLAKS FAUJI 225 GM.	PKT	180.00	176.00	195.00	210.00	175.50	175.50	189.00
SAMOSAS (VEGATABLE)	EACH	10.00	15.00	22.50	20.00	14.67	13.50	10.00
PASTRY AV.QLTY.	EACH	30.00	25.00	23.75	30.00	35.83	22.50	30.00
PATTIES (VEGATABLES)	EACH	15.00	20.00	22.50	25.00	29.17	25.00	20.00
NIMCO	250 GM	50.00	50.00	67.50	100.00	72.50	70.00	70.00
CHIPS	250 GM	60.00	65.00	66.25	100.00	83.33	82.50	65.00
BEEF WITH BONE AV.QLTY.	KG	300.00	300.00	300.00	300.00	320.00	310.00	300.00
MUTTON AV.QLTY.	KG	600.00	650.00	700.00	650.00	675.00	575.00	725.00
CHICKEN FARM BROILER (LIVE)	KG	136.00	135.00	142.50	140.00	148.33	147.50	150.00
FISH-RAHU MEDIUM SIZE	KG	250.00	200.00	300.00	350.00	275.00	290.00	260.00
MILK FRESH (UNBOILED)	LTR.	80.00	70.00	80.00	70.00	75.00	70.00	70.00
CURD	KG.	90.00	80.00	95.00	80.00	90.00	80.00	90.00
MILK TETRA PACK 1/2 LTR.	PKT.	60.00	60.00	60.00	60.00	60.00	60.00	60.00
LACTOGEN 400 GRAMS	PKT.	435.00	435.00	435.00	420.00	435.00	435.00	435.00
POWDER MILK NIDO 400GM.	PKT	380.00	380.00	389.74	380.00	389.74	389.74	390.00
MILK POWDER LOOSE/PACKED	KG.	350.00	460.00	525.00	500.00	512.50	525.00	640.00
BUTTER LOCAL PACKED	50 GM.	35.00	25.00	35.00	25.00	27.00	27.00	25.00
EGGS FARM	DOZ	80.00	90.00	77.50	85.00	87.50	87.50	90.00
MUSTARD OIL AV.QLTY.	KG.	160.00	160.00	200.00	160.00	177.50	180.00	170.00
COOKING OIL (DALDA)	2.5LTR	467.00	467.00	440.00	440.00	465.00	465.00	465.00
COOKING OIL (PAKWAN) OTHER BRAND SPECIFY	2.5 LTR	420.00	420.00	375.00	441.66	383.00	375.00	465.00
VEGETABLE GHEE TIN	2.5KG.	452.00	452.00	435.00	440.00	440.00	440.00	440.00
VEGETABLE GHEE (LOOSE)	KG.	140.00	140.00	135.00	162.00	137.33	140.00	140.00
DATES AV.QLTY.	KG.	190.00	180.00	200.00	240.00	175.00	170.00	150.00
PISTACHIO AV.QLTY.	50 GM.	120.00	135.00	80.00	110.00	122.50	132.50	100.00
ALMONDS WHOLE AV.QLTY.	KG.	525.00	600.00	575.00	700.00	533.33	625.00	500.00
COCONUT DRY AV.QLTY.	KG.	210.00	250.00	290.00	220.00	261.67	275.00	240.00
RAISINS AV.QLTY.	50 GM.	20.00	20.00	20.00	16.00	17.00	19.00	15.00
GROUNDNUTS (WITH SHELL)	KG.	180.00	200.00	205.00	160.00	190.00	190.00	145.00
MALTA/MOSAMBI	DOZ	0.00	0.00	0.00	0.00	0.00	0.00	0.00
KINNU	DOZ	0.00	0.00	0.00	0.00	0.00	0.00	0.00
APPLE	KG	160.00	180.00	190.00	200.00	170.00	175.00	150.00
ALOO BUKHARA	KG	160.00	150.00	200.00	200.00	235.00	230.00	200.00
POMEGRANATE (ANNAR)	KG	0.00	0.00	0.00	0.00	0.00	0.00	0.00
GRAPES	KG	120.00	150.00	195.00	240.00	182.00	170.00	150.00
BANANAS	DOZ	100.00	80.00	85.00	120.00	106.67	105.00	80.00
MANGO KALMI	KG	110.00	120.00	110.00	100.00	91.67	90.00	80.00
GUAVA	KG	0.00	0.00	0.00	0.00	0.00	0.00	0.00
WATERMELON (TURBOOZ)	KG	15.00	20.00	17.50	15.00	25.00	22.50	25.00
MUSKMELON (KHARBOOZA)	KG	40.00	30.00	45.00	20.00	48.89	50.00	20.00
SWEETMELON (GARMA)	KG	0.00	0.00	0.00	0.00	0.00	0.00	0.00
PULSE MASOOR (WHOLE)	KG.	130.00	140.00	140.00	140.00	132.50	142.50	140.00
PULSE MASOOR (WASHED)	KG.	150.00	160.00	153.75	150.00	142.50	155.00	140.00
PULSE MOONG (WASHED)	KG.	150.00	160.00	155.00	150.00	142.50	142.50	150.00

Contd.

7.11 Intercity Consumer Prices July, 2016

Description	Unit	Wazira- bad	Sialkot	Faisalabad	Jhang	Multan	Muzaffar- garh	D.G. Khan
PULSE MASH (WASHED)	KG.	280.00	285.00	280.00	160.00	258.33	255.00	260.00
PULSE GRAM	KG.	150.00	152.50	150.00	150.00	147.50	147.50	160.00
GRAM WHOLE BLACK AV.QLTY.	KG.	135.00	140.00	140.00	130.00	138.33	140.00	150.00
GRAM WHOLE YELLOW AV.QLTY	KG.	170.00	180.00	180.00	160.00	188.33	187.50	200.00
BEANS (LAL LOBIA)	KG.	130.00	170.00	160.00	120.00	155.00	155.00	180.00
POTATOES	KG	50.00	55.00	57.50	40.00	37.50	32.50	40.00
ONION	KG	30.00	40.00	32.50	30.00	31.67	30.00	30.00
TURNIP	KG	0.00	0.00	0.00	0.00	0.00	0.00	0.00
RADISH	KG	0.00	0.00	0.00	0.00	0.00	0.00	0.00
TOMATOES	KG	80.00	75.00	75.00	100.00	95.00	90.00	80.00
CABBAGE	KG	0.00	0.00	0.00	0.00	0.00	0.00	0.00
CAULIFLOWER	KG	0.00	0.00	0.00	0.00	0.00	0.00	0.00
BRINJAL	KG	30.00	60.00	62.50	70.00	55.00	55.00	40.00
PUMPKIN	KG	20.00	35.00	21.25	30.00	29.38	30.00	40.00
BOTTLEGOURD	KG	60.00	60.00	82.50	80.00	66.25	75.00	80.00
LADY FINGER	KG	60.00	100.00	117.50	110.00	66.67	82.50	100.00
PEAS	KG	0.00	0.00	0.00	0.00	0.00	0.00	0.00
SPINACH	KG	0.00	0.00	0.00	0.00	0.00	0.00	0.00
TINDA	KG	100.00	100.00	97.50	70.00	82.50	80.00	80.00
TURAI	KG	40.00	80.00	77.50	70.00	58.89	55.00	40.00
KARAILA	KG	40.00	70.00	72.50	60.00	80.00	82.50	60.00
ARVI	KG	70.00	75.00	67.50	60.00	68.33	77.50	70.00
CHILLIES GREEN	KG	65.00	80.00	80.00	70.00	66.67	80.00	60.00
CARROT	KG	0.00	0.00	0.00	0.00	0.00	0.00	0.00
COCUMBER (KHEERA)	KG	60.00	75.00	57.50	60.00	73.33	80.00	60.00
LEMON	250GM	30.00	30.00	27.50	30.00	31.67	30.00	40.00
SUGAR REFINED	KG.	67.00	68.00	65.50	66.00	64.83	65.00	65.00
GUR AV.QLTY	KG.	100.00	95.00	95.00	80.00	87.50	87.50	80.00
HONEY LANGANESE 500 GM.	BOTTLE	840.00	692.00	820.00	845.00	850.00	850.00	925.00
MILO 200 GM.	BOTTLE	166.67	222.00	230.00	187.00	200.00	200.00	0.00
CUSTARD POWDER RAFHAN 300 GM.	PKT	80.00	75.00	80.00	80.00	80.00	80.00	80.00
TOFFEE (HILAL)	EACH	1.00	1.00	2.00	2.00	1.00	1.00	1.00
CHOWKELATE CANDY (SMALL SIZE)	EACH	5.00	5.00	5.00	5.00	5.00	5.00	5.00
SWEETMEAT (MIXED)	KG	280.00	260.00	255.00	240.00	291.67	280.00	280.00
ICE CREAM WALLS	CUP.	40.00	40.00	40.00	40.00	40.00	40.00	40.00
ICE	KG	5.00	10.00	15.00	7.00	4.00	4.00	6.00
JAM AHMED/MITCHELLES	BOTTLE	125.00	125.00	140.00	130.00	130.00	130.00	140.00
SQUASH-MITCHELLES	BOTTLE	145.00	135.00	150.00	160.00	165.00	165.00	160.00
ROOH AFZA	BOTTLE	160.00	160.00	160.00	160.00	160.00	160.00	160.00
JAM-E-SHIREEN	BOTTLE	170.00	170.00	180.00	160.00	170.00	170.00	170.00
SAUNF	50 GM	20.00	20.00	17.50	16.00	16.67	19.00	12.00
CINAMON LOOSE AV. QLTY	50 GM.	25.00	20.00	22.50	30.00	24.00	27.50	20.00
CUMINSEED WHITE NATIONAL	50 GM.	52.00	52.00	54.00	55.00	52.00	52.00	52.00
PEPPER BLACK NATIONAL	50 GM.	100.00	96.00	100.00	96.00	100.00	100.00	100.00
CLOVES LOOSE AV.QLTY	50 GM.	100.00	90.00	100.00	70.00	90.83	82.50	80.00
CARDAMOM LARGE LOOSE AV.QLTY	50 GM.	150.00	110.00	140.00	150.00	162.50	167.50	150.00
CARDAMOM SMALL AV.QLTY	50 GM.	90.00	100.00	100.00	100.00	82.50	92.50	70.00
SALT-POWDERED (LAHORI) LOOSE	KG.	10.00	10.00	10.00	10.00	10.00	10.00	10.00
SALT POWDERED (NATIONAL/SHAN)	PKT	25.00	25.00	25.00	25.00	25.00	25.00	25.00
CHILLIES POWD.NATIONAL 200GM	PKT	105.00	105.00	105.00	105.00	105.00	105.00	105.00
CHILLIES POWDER LOOS	KG.	280.00	240.00	540.00	280.00	251.67	255.00	240.00
CORRIANDER SEED POWD.NATIONAL	PKT	110.00	110.00	104.00	96.00	104.00	104.00	0.00
CORRIANDER SEED (LOOSE)	KG.	180.00	300.00	290.00	240.00	246.67	250.00	240.00
TURMERIC POWD.NATIONAL 50GM	PKT.	35.00	35.00	35.00	35.00	35.00	35.00	35.00
CURRY POWD. NATIONAL 200 GM	PKT.	87.00	87.00	87.00	87.00	87.00	87.00	0.00
TOMATO KETCHUP AHMED/MITCHL	BOTTLE	100.00	85.00	100.00	90.00	95.00	95.00	85.00
PICKLES AHMED/MITCHELLES	BOTTLE	100.00	100.00	120.00	100.00	113.33	120.00	115.00
VINEGAR SYNTHETIC (SIRKA)	BOTTLE	70.00	80.00	100.00	85.00	82.00	85.00	80.00
GARLIC	KG	220.00	240.00	200.00	240.00	235.00	230.00	200.00
GINGER	KG	100.00	105.00	90.00	90.00	115.00	120.00	150.00

Contd.

7.11 Intercity Consumer Prices July, 2016

Description	Unit	Wazira- bad	Sialkot	Faisalabad	Jhang	Multan	Muzaffar- garh	D.G. Khan
TAPAL DANEDAR TEA 200GM PACKET	PKT	157.89	157.89	157.89	157.89	147.37	147.37	157.89
TEA LIPTON YELLOW LABEL 200GM.	PKT.	157.89	157.89	157.89	157.89	157.89	157.89	157.89
TEA LOOSE KENYA AV.QLTY 250GM.	PKT.	150.00	150.00	155.00	150.00	125.83	140.00	110.00
COFFEE-NESCAFE 75 GM. **	BOTTLE	300.00	350.00	310.00	320.00	350.00	350.00	350.00
COLD DRINK (STANDARD SIZ)	BOTTLE	25.00	25.00	25.00	25.00	20.00	20.00	25.00
FRUIT JUICE TETRA PACK	PKT.	20.00	15.00	20.00	20.00	20.00	20.00	15.00
MINERAL WATER NESTLE 1.5 LTR	BOTTLE	45.00	50.00	45.00	50.00	50.00	50.00	50.00
CIGARETTES K-2 10'S **	PKT	70.00	65.00	65.00	60.00	62.00	62.00	65.00
CIGARETTES CAPSTAN 10'S **	PKT	70.00	70.00	70.00	70.00	67.00	67.00	70.00
CIGARETTES GOLD LEAF 20'S	PKT	130.00	140.00	140.00	130.00	125.00	125.00	130.00
CIGARETTES MORVEN GOLD 20'S	PKT	70.00	70.00	70.00	70.00	67.00	67.00	70.00
BETEL LEAVES	50GM.	60.00	70.00	75.00	80.00	44.17	62.50	100.00
BETEL NUTS	KG.	350.00	400.00	360.00	380.00	348.33	345.00	440.00
LONG CLOTH 57" GUL AHMED/AL-KARAM	METER	170.00	135.00	237.50	365.00	250.00	250.00	250.00
SHIRTING AV.QLTY.	METER	150.00	175.00	125.00	300.00	210.00	210.00	225.00
PANT CLOTH W & WEAR AV.QLTY	METER	312.50	215.00	475.00	600.00	342.50	345.00	350.00
LAWN PRINTED GUL AHMED/AL-KARAM	METER	197.50	177.50	240.00	400.00	360.00	360.00	362.50
GEORGETTE AV.QLTY	METER	150.00	130.00	160.00	400.00	108.00	125.00	125.00
LINEN AV.QLTY ***	METER	100.00	140.00	145.00	275.00	250.00	225.00	137.50
HEAVY WT SUITING LAWERNCPUR AVG QLTY	METER	1050.00	900.00	1375.00	2000.00	1200.00	1200.00	1700.00
HEAVY WT SUITING LAWERNCPUR SUP QLTY	METER	2350.00	950.00	1525.00	2200.00	1950.00	1950.00	1950.00
TROPICAL SUITING LAW.PUR	METER	925.00	800.00	1100.00	1900.00	1200.00	1200.00	1100.00
PANT BOY 24"/26" LENGTH.	EACH	700.00	400.00	575.00	600.00	380.00	390.00	550.00
SHIRT BOY 24"/26" LENGTH	EACH	425.00	350.00	375.00	525.00	318.33	290.00	500.00
SCHOOL UNI. PANT,SHIRT BOYS	SUIT	1000.00	675.00	625.00	750.00	573.33	525.00	650.00
SCHOOL UNI. KAMEEZ,SHAL.BOYS	SUIT	1000.00	675.00	625.00	800.00	535.83	725.00	750.00
SCHOOL UNI. KAMEEZ,SHAL.GIRL	SUIT	900.00	650.00	775.00	800.00	530.00	675.00	850.00
FROCK W/WEAR GIRLS	EACH	875.00	700.00	712.50	1700.00	1550.00	1900.00	1100.00
AWAMI-SUIT W & W(BOY) 24"/26	SUIT	1050.00	950.00	600.00	1000.00	815.00	875.00	1100.00
AWAMI-SUIT W&W (GENTS)AV.QLTY	SUIT	1050.00	1250.00	837.50	1600.00	1045.00	1425.00	1600.00
PULLOVER GENTS OXFORD/BON.	EACH	3050.00	3300.00	3100.00	3280.00	3250.00	3180.00	2700.00
PULLOVER LADIES OXFORD/BON.	EACH	2850.00	3300.00	2625.00	2450.00	2990.00	2980.00	2600.00
PULLOVER (GENTS) OTHERS A.QTY	EACH	550.00	700.00	737.50	750.00	1012.50	1050.00	750.00
SECOND-HAND COAT FOR MEN	EACH	475.00	500.00	425.00	425.00	425.00	225.00	200.00
SECONDHAND SWEETER FOR MEN DUP QLTY	EACH	525.00	350.00	275.00	175.00	237.50	135.00	50.00
SECONDHAND WINTER JACKET	EACH	575.00	400.00	475.00	325.00	315.00	275.00	150.00
UNDERWEAR AV.QLTY MEDIUM SIZE	EACH	150.00	100.00	75.00	150.00	156.67	155.00	130.00
VEST FOR MEN AV.QLTY.	EACH	105.00	112.50	110.00	180.00	148.33	155.00	110.00
VEST/SHAMEEZ (WOMEN) AVG. QLTY	EACH	130.00	125.00	112.50	300.00	158.00	135.00	155.00
SOCKS NYLON (PAKISTANI)	PAIR	90.00	65.00	65.00	130.00	96.67	95.00	90.00
BRASSIER AV.QLTY.	EACH	127.50	175.00	175.00	350.00	149.17	110.00	135.00
BRASSIER SUP QLTY	EACH	270.00	475.00	375.00	800.00	336.67	235.00	350.00
DOPATTA GEORGETTE AV.QLTY.	EACH	235.00	275.00	231.25	400.00	226.67	275.00	325.00
DOPATTA COTTON AV GLTY	EACH	180.00	225.00	171.25	225.00	210.00	250.00	275.00
CHADDAR (W/WEAR) (2x2.5 MTR)	EACH	312.50	275.00	331.25	500.00	375.00	475.00	450.00
LUNGI/DHOTI(COTTON) AVG. QLTY	EACH	250.00	195.00	262.50	300.00	228.33	290.00	375.00
HANDKERCHIEF AVG. QLTY PAK	EACH	40.00	35.00	40.00	35.00	42.50	55.00	50.00
HANDKERCHIEF SUP. QLTY PAK	EACH	60.00	50.00	55.00	60.00	55.83	72.50	72.50
GLOVES AV QLTY	PAIR	70.00	100.00	77.50	120.00	105.00	110.00	160.00
AZARBAND COTTON AVG. QLTY	EACH	25.00	10.00	13.50	15.00	13.00	13.50	20.00
SEWING THREAD/REEL(ASLI PARI)	EACH	6.00	5.00	5.50	7.00	7.00	10.00	6.00
WASHING CHARGES PAINT & SHIRT	SUIT	150.00	150.00	65.00	100.00	115.00	105.00	70.00
DRY CLEANING SUIT COAT PANT	SUIT	400.00	400.00	307.50	400.00	283.00	300.00	250.00
WASHING CH. (KAMIZ-SHALWAR)	PAIR	90.00	100.00	65.00	80.00	77.00	80.00	60.00
TAILORING SHIRT	EACH	375.00	325.00	325.00	400.00	370.00	300.00	325.00
TAILORING CHARGES PANT (MEN)	EACH	600.00	625.00	500.00	600.00	470.00	475.00	750.00
TAILORING COAT-PANT SUIT	SUIT	3200.00	3250.00	3750.00	4000.00	3833.33	3450.00	3250.00
TAILORING AWAMI-SUIT (MALE)	SUIT	600.00	500.00	600.00	550.00	625.00	475.00	550.00
TAILORING SUIT FEMALE	SUIT	500.00	500.00	475.00	500.00	335.00	350.00	500.00
GENTS SHOES PAUL BATA	PAIR	1199.00	1199.00	1199.00	1199.00	1199.00	1199.00	1199.00

Contd.

7.11 Intercity Consumer Prices July, 2016

Description	Unit	Wazira- bad	Sialkot	Faisalabad	Jhang	Multan	Muzaffar- garh	D.G. Khan
GENTS SANDAL BATA	PAIR	699.00	699.00	699.00	699.00	699.00	699.00	699.00
GENTS SPOUNG CHAPPAL BATA	PAIR	199.00	199.00	199.00	199.00	199.00	199.00	199.00
LADIES SANDAL BATA	PAIR	499.00	499.00	499.00	499.00	499.00	499.00	499.00
LADIES SPOUNG CHAPPAL BATA	PAIR	179.00	179.00	179.00	179.00	179.00	179.00	179.00
CHILD SHOE POWER LITE BATA	PAIR	599.00	599.00	599.00	599.00	599.00	599.00	599.00
GENTS SHOE, ART 1109 SERVICE	PAIR	999.00	999.00	999.00	999.00	999.00	999.00	999.00
NYLON JOGGER 27 SIZE 2-5 ***	PAIR	1299.00	1299.00	1299.00	1299.00	1299.00	1299.00	0.00
CHINA FOOT WEAR AV. QLTY (MALE) *	PAIR	650.00	475.00	525.00	1000.00	516.67	525.00	450.00
CHINA FOOT WEAR AV. QLTY (FEMALE) *	PAIR	500.00	325.00	325.00	800.00	325.00	325.00	325.00
CHINA FOOT WEAR AV. QLTY (CHILDREN) *	PAIR	400.00	325.00	275.00	500.00	275.00	225.00	275.00
SHOE REPAIR HALF SOLE	PAIR	120.00	60.00	150.00	125.00	126.67	72.50	75.00
SHOES POLISH CHARGES AVERAGE SHOP	PAIR	15.00	10.00	17.50	30.00	17.50	17.50	20.00
HOUSE RENT (combined)	MONTH	3290.00	6202.00	6220.00	4484.00	6600.00	4922.00	4270.00
rent 2	pm	3290.00	6202.00	6220.00	4484.00	6600.00	4922.00	4270.00
RENT3	PM	3290.00	6202.00	6220.00	4484.00	6600.00	4922.00	4270.00
RENT4	PM	3290.00	6202.00	6220.00	4484.00	6600.00	4922.00	4270.00
RENT5	PM	3290.00	6202.00	6220.00	4484.00	6600.00	4922.00	4270.00
RENT6	PM	3290.00	6202.00	6220.00	4484.00	6600.00	4922.00	4270.00
SYNTHETIC ENEMAL ROBIALAC BALTI 3.64 LTR.	EACH	1700.00	2093.00	1840.00	1900.00	2258.00	2258.00	1686.00
SYNTHETIC ENEMAL ICI BALTI 3.64 LTR.	EACH	2138.00	2080.00	1850.00	1900.00	2185.00	2185.00	1783.00
CEMENT (LOCAL) SPECIFY BRAND NAME	BAG	560.00	542.50	540.00	550.00	536.36	540.00	540.00
BRICKS (NEW) IST CLASS	P/1000	8000.00	7500.00	7250.00	7400.00	6000.00	5500.00	5600.00
CEMENT BLOCKS (6"x8"x12")	P/100	0.00	0.00	0.00	4000.00	0.00	0.00	0.00
BAJREE	100CFT	5000.00	5900.00	5500.00	4000.00	5000.00	3500.00	2600.00
SAND (BLACK PIT SAND)	K100CFT	1800.00	3100.00	3500.00	2000.00	2000.00	1600.00	1800.00
TIMBER SHESHAM LOG IST QUALITY	cubmt.	52111.00	63000.00	63558.00	42377.00	86500.00	70620.00	52900.00
IRON BAR (M.S. BAR) 1/2"	P/TON	65000.00	62000.00	42400.00	60000.00	64000.00	61500.00	59500.00
CARPENTER WAGE RATE	P/DAY	750.00	825.00	600.00	900.00	900.00	800.00	950.00
MASON (RAJ) WAGE RATE	P/DAY	850.00	1050.00	1100.00	900.00	875.00	775.00	950.00
UNSKILLED LABOUR WAGE RATE	P/DAY	500.00	650.00	550.00	500.00	500.00	450.00	500.00
PLUMBER WAGE RSTE	P/DAY	750.00	700.00	625.00	900.00	900.00	800.00	950.00
ELECTICIAN WAGE RATE PER DAY **	P/DAY	700.00	0.00	0.00	900.00	0.00	0.00	0.00
ELECTICIAN WAGE RATE PER POINT **	P/PNT	150.00	137.50	115.00	125.00	95.00	80.00	70.00
WATER CHARGES PER HOUSE	P/MONTH	70.00	100.00	128.75	70.00	100.00	0.00	75.00
ELECT.CHARGES UPTO 50 UNITS	P/UNIT	2.00	2.00	2.00	2.00	2.00	2.00	2.00
ELECT.CHARGES 01 - 100 UNIT	P/UNIT	6.18	6.18	6.18	6.18	6.18	6.18	6.18
ELECT.CHARGES 101 - 300 UNIT	P/UNIT	9.54	9.54	9.54	9.54	9.54	9.54	9.54
ELECT.CHARGES 301 - 1000 UNIT	P/UNIT	16.39	16.39	16.39	16.39	16.39	16.39	16.39
ELECT.CHARGES ABOVE 1000 UNIT	P/UNIT	18.39	18.39	18.39	18.39	18.39	18.39	18.39
ELEC	PM	10.50	10.50	10.50	10.50	10.50	10.50	10.50
GAS CHRg upto 3.3719 MMBUT	MMBTU	128.70	128.70	128.70	128.70	128.70	128.70	128.70
GAS CHRg 3.3719 - 6.7438 MMBUT	MMBTU	257.40	257.40	257.40	257.40	257.40	257.40	257.40
GAS CHRg 6.7438 - 10.1157 MMBUT	MMBTU	257.40	257.40	257.40	257.40	257.40	257.40	257.40
GAS CHRg10.1157 - 13.4876 MMBUT	MMBTU	702.00	702.00	702.00	702.00	702.00	702.00	702.00
GAS	PM	702.00	702.00	702.00	702.00	702.00	702.00	702.00
GAS	PM	409.50	409.50	409.50	409.50	409.50	409.50	409.50
KEROSENE OIL	LTR	73.00	77.00	69.00	80.00	67.50	75.00	80.00
FIREWOOD WHOLE	40 KG.	625.00	675.00	600.00	500.00	606.67	575.00	500.00
CHAIR SHESHAM WOOD WITH ARMS **	EACH	2200.00	1950.00	1450.00	2000.00	2000.00	1550.00	1500.00
CHAIR PLASTIC (CHAIRMAN) AVERAGE QUALITY	EACH	500.00	600.00	775.00	850.00	662.50	650.00	575.00
TABLE SHESHAM WOOD (4X2X5") ***	EACH	10000.00	6500.00	5000.00	4275.00	4800.00	4500.00	3000.00
SOFASET WOODEN WITH FOAM SEAT **	SET	20000.00	13500.00	17500.00	18000.00	13875.00	12250.00	16000.00
COT IRON (WITH NIWAR)AV.QLTY.	EACH	1800.00	2000.00	2250.00	2100.00	1850.00	1750.00	1700.00
ALMIRAH (STEEL) 6'X3' 20 GUAGE	EACH	9000.00	8650.00	9750.00	8000.00	7210.00	7200.00	9000.00
DINNING TABLE 6 CHAIRS A.QLTY	SET	24000.00	27500.00	17500.00	30000.00	19100.00	17500.00	21000.00
SINGLE BED WITHOUT FOAM MED.	EACH	9000.00	5500.00	4750.00	8000.00	6125.00	4900.00	4500.00
MATRESS SINGLE(4"THICK)	EACH	5200.00	3900.00	4970.00	5250.00	5200.00	5200.00	5500.00
FARSHI DARI 12'X9' AV.QLTY	EACH	975.00	975.00	1125.00	2500.00	1200.00	1300.00	1000.00
DARI COTTON (6'x2 1/2') AV.QL	EACH	450.00	400.00	512.50	500.00	450.00	600.00	400.00
CARPET PLAIN AV. QLTY	SQFT.	41.00	35.00	57.50	35.00	25.00	25.00	25.00

Contd.

7.11 Intercity Consumer Prices July, 2016

Description	Unit	Wazira- bad	Sialkot	Faisalabad	Jhang	Multan	Muzaffar- garh	D.G. Khan
QUILT (LIHAF) 3 KG. COTTON	EACH	1050.00	775.00	1000.00	1300.00	956.25	725.00	500.00
BLANKET (90" x 54")	EACH	2500.00	3500.00	4750.00	4200.00	3750.00	3750.00	2650.00
BEDSHEET SINGLE BED SUP.QLTY	EACH	375.00	425.00	825.00	700.00	633.33	525.00	650.00
BED SHEET DOUBLE WITH TWO PILLOW COVERS SUP QLTY	SET	800.00	1100.00	1625.00	1800.00	1258.33	1150.00	1100.00
TOWEL(3'x2') AV. QALTY	EACH	175.00	125.00	180.00	300.00	242.00	245.00	200.00
CEILING FAN 48" SUPER QLTY **	EACH	2400.00	2400.00	2900.00	3000.00	3495.00	3095.00	3095.00
PEDESTAL FAN 22" SUPER QLTY	EACH	3500.00	3300.00	4500.00	4800.00	5550.00	4750.00	4600.00
REFG. DAWLENCE 10 CFT. D.DOOR	EACH	31000.00	36200.00	27500.00	30500.00	31800.00	31800.00	27500.00
D-FREEZER WAVES 8 CFT.	EACH	31000.00	29400.00	27500.00	31000.00	30400.00	30400.00	31000.00
AIRCONDITIONER 1.5 TON PEL	EACH	40000.00	44000.00	46000.00	41500.00	40000.00	40000.00	42000.00
SPLIT AIR CONDITIONER 1.5 TON (SPECIFY BRAND NAME)	EACH	46000.00	41000.00	38000.00	49500.00	50990.00	50990.00	49000.00
AIRCOOLER SUPER ASIA	EACH	12500.00	13000.00	11500.00	11000.00	13000.00	13000.00	14500.00
WASHING MACHINE SINGER	EACH	15600.00	15600.00	17000.00	17000.00	17000.00	17000.00	17000.00
SEWING MACHINE(SINGER)	EACH	5860.00	6095.00	7200.00	6495.00	7200.00	7200.00	6695.00
GIZER LARGE SIZE 30 GALLON CAPACITY SUP QLTY	EACH	19400.00	13750.00	19500.00	22900.00	22900.00	22900.00	22900.00
GAS BURNER DOUBLE SPFY.BRAND	EACH	1350.00	1350.00	1550.00	2000.00	1475.00	1550.00	1300.00
ELECT. IRON PHILIPS MDL.1120	EACH	2200.00	1450.00	2000.00	1500.00	2200.00	1600.00	2100.00
ELECTRIC JUICER FOR APPLE	EACH	4500.00	6000.00	5750.00	7875.00	8200.00	8200.00	4500.00
S.STEEL DEGHCHI MEDIUM SIZE ***	EACH	600.00	430.00	575.00	500.00	767.50	400.00	350.00
ALUMINIUM COOKING PAN (DEGCHI) MED SIZE	EACH	525.00	460.00	475.00	1300.00	296.25	285.00	350.00
NON STICK COOKING PAN (DEGCHI) SUP. QLTY	EACH	1500.00	675.00	1100.00	1200.00	767.86	650.00	800.00
FRYING PAN STEEL AVG. QLTY MED. SIZE	EACH	500.00	310.00	325.00	550.00	295.00	195.00	375.00
TAWA IORN (MEDIUM SIZE) AVG. QLTY	EACH	300.00	275.00	225.00	325.00	210.00	210.00	200.00
S.STEEL PLATE A.QLTY.(M.SIZE)	EACH	82.50	66.25	57.50	80.00	75.00	55.00	60.00
TABLE SPOON S.STEEL SUP.QLTY.	DOZEN	350.00	305.00	375.00	400.00	275.83	245.00	350.00
WATER SET JUG+6 GLASSES (OMROC)	SET	350.00	737.50	725.00	450.00	450.00	475.00	400.00
TEA SET PAK. CHINAWARE 21 PCS.	SET	1600.00	1025.00	1500.00	1950.00	1637.50	1875.00	2000.00
DINNER SET PLASTIC 72 PIECES SUPERIOR QLTY	SET	5500.00	2750.00	8250.00	6000.00	4675.00	4750.00	6000.00
HOTPOT SET PLASTIC 3 PCS.	SET	1000.00	825.00	1212.50	1450.00	1275.00	1050.00	1600.00
BUCKET(BALT) PLASTIC MED.SIZ	EACH	250.00	205.00	325.00	325.00	290.00	255.00	350.00
LOTA PLASTIC (MED SIZE) AVERAGE QUALITY	EACH	40.00	40.00	43.75	60.00	49.17	55.00	60.00
PRESURE COOKER 4 LTR.	EACH	1750.00	912.50	1325.00	1700.00	1650.00	1650.00	1450.00
WATER COOLER 9/10 LTR.PLASTIC ***	EACH	612.50	450.00	675.00	950.00	553.00	575.00	750.00
THERMOS STARVAC 1 LTR	EACH	600.00	600.00	431.25	450.00	450.00	450.00	500.00
BULB PHILIPS 100-WATTS	EACH	30.00	25.00	25.00	30.00	30.00	30.00	30.00
TUBE LIGHT PHILIPS 40 WATTS	EACH	95.00	95.00	97.50	95.00	100.00	100.00	95.00
ELECTRIC BLUBS "0" WATTE LOCAL	EACH	18.00	20.00	20.00	20.00	20.00	20.00	20.00
ELECTRIC BLUB ENERGY SAVER 14 WATTS	EACH	155.00	155.00	162.50	150.00	165.00	165.00	165.00
WASHING SOAP 250 GMS SPECIFY BRAND NAME	EACH	38.00	20.00	25.00	40.00	22.00	20.00	25.00
SURF EXCEL 400 GMS POLY BAG	EACH	130.00	125.00	125.00	125.00	130.00	130.00	0.00
WASHING POWDER 1000 GRM	EACH	150.00	185.00	185.00	185.00	150.00	150.00	185.00
WASHING POWDER (WHEEL/ BONUS) 100 GRAMS	EACH	90.00	95.00	92.50	90.00	90.00	90.00	90.00
CLEANSER POWDER VIM 1000 GM	PKT.	77.77	70.00	75.00	75.00	83.33	83.33	75.00
FINIS 500 ML	BOTTLE	193.75	218.75	195.00	250.00	200.00	237.50	195.00
PHNYLE TYPHONE/FINIS/CARRANITE 3 LITRES	BOTTLE	130.00	120.00	147.50	180.00	165.00	165.00	160.00
HARPIC	BOTTLE	150.00	145.00	150.00	145.00	150.00	150.00	150.00
BOOT POLISH CHERRY/KIWI 50ML	EACH	125.00	100.00	100.00	100.00	125.00	125.00	105.00
ROBIN BLUE (35 GRAMS)	PKT.	50.00	50.00	50.00	50.00	55.00	55.00	55.00
TISSU PAPER PERFUMED 100 PCS.	PKT	110.00	100.00	110.00	105.00	110.00	110.00	110.00
TOILET PAPER ROLL (R.PETEL)	P/ROLL	40.00	40.00	40.00	40.00	40.00	40.00	40.00
BOOT POLISH LIQUID CHEERY BLOSSOM KIWI 75 ML	BOTTLE	150.00	125.00	150.00	150.00	150.00	150.00	150.00
MATCH BOX SMALL	EACH	2.00	2.00	2.50	2.00	2.00	2.00	2.00
DRY CELL 1.5 VOLT(LOCAL)	EACH	20.00	15.00	25.00	25.00	25.00	25.00	25.00
HAND STITCHING NEEDLE M.SIZE	PACKET	5.00	10.00	9.00	10.00	10.00	10.00	10.00
SEWING MACHINE NEEDLE (SINGER)	EACH	6.00	8.00	7.00	8.50	8.60	8.60	5.00
HOUSEHOLD SERVANT FEMALE P/T	P/MNTH	1500.00	1050.00	2250.00	3000.00	1500.00	1200.00	1750.00
MARRIAGE HALL WITH FURNITURE	P/HEAD	105.00	77.50	130.00	150.00	96.67	72.50	110.00
SEPTRAN TABLETS	10TAB.	16.00	19.30	15.00	18.10	16.00	16.00	16.10
BRUFEN TABS 200-MG.	10TAB.	10.00	10.00	10.00	8.90	8.90	8.90	8.90
PANADOL TAB. EXTRA/PLAIN	10TAB.	12.00	12.00	12.00	12.00	12.00	12.00	12.00

Contd.

7.11 Intercity Consumer Prices July, 2016

Description	Unit	Wazira- bad	Sialkot	Faisalabad	Jhang	Multan	Muzaffar- garh	D.G. Khan
DISPRIN TAB.	10TAB.	14.00	12.40	12.00	12.40	12.40	12.40	12.40
TRISIL TAB.	10 TAB	10.00	10.00	10.00	10.00	10.00	10.00	10.00
FLAGYL TAB. 200 MG.	10TAB.	10.00	10.00	10.00	10.00	10.00	10.00	10.00
VENTOLIN TAB. 2MG.	10TAB.	10.00	10.00	10.00	9.90	9.90	9.90	9.90
DAONIL TAB. 5 MG.	10TAB.	17.00	17.00	17.00	16.80	16.83	16.83	17.00
ENTOX TAB.	10TAB.	10.00	10.00	10.00	10.00	10.00	10.00	10.00
RENITEC TAB. 5 MG.	10TAB.	58.50	58.50	58.50	58.80	58.50	58.50	58.50
CAC. 1000 TAB	BOTTLE	122.00	122.00	122.00	122.00	122.00	122.00	122.00
AMOXIL CAPSOLE 250 MG.S	10CAP.	35.00	36.00	36.00	35.70	35.70	35.70	35.70
CALCIUM SYRUP SANDOZ	BOTTLE	64.00	64.00	64.00	64.00	0.00	0.00	64.00
LEDERPLEX SYRUP	BOTTLE	35.00	35.00	35.00	35.00	35.00	35.00	35.00
SANCOS SYRUP (50 ML.)	BOTTLE	30.00	30.00	30.00	30.00	30.00	30.00	30.00
PHENERGAN SYRUP 120 ML.	BOTTLE	34.50	33.00	34.00	33.00	33.00	33.00	33.00
CALPOL SYRUP 60 ML.	BOTTLE	28.00	28.00	28.00	28.00	28.00	28.00	28.00
HYDRYLLIN SYRUP 120 ML.	BOTTLE	65.00	65.00	65.00	65.00	65.00	65.00	65.00
POLYFAX EYE OINTMENT	TUBE	21.00	21.00	21.00	21.00	21.00	21.00	21.00
BETNESOL EYE DROPS	BOTTLE	33.89	33.89	33.00	33.89	33.89	33.89	33.89
EAR DROPS (CARDISPORINE) ***	BOTTLE	21.00	21.00	21.00	21.00	21.00	21.00	21.00
BETNOVATE-N OINTMENT 5 GMS	TUBE	16.67	16.00	16.00	16.00	16.68	16.68	16.00
BURNOL CREAM 30 GRM	TUBE	16.00	16.00	16.00	16.00	16.00	16.00	16.00
VICKS VAPORUB/BALM	BOTTLE	36.00	36.00	36.00	36.00	36.00	36.00	36.00
GLYCRINE SMALL BOTTLE	BOTTLE	17.00	20.00	20.00	30.00	20.00	20.00	20.00
JOUHAR JOSHANDA	PKT.	8.00	8.00	8.00	8.00	8.00	8.00	8.00
GALXOS-D (450 GRMS)	PKT.	157.50	157.50	168.75	157.50	157.50	157.50	157.50
GRIPE-WATER WOODWARDS	BOTTLE	55.00	55.00	55.00	55.00	55.00	55.00	55.00
SANIPLAST ONE PUTTY	EACH	2.00	1.40	2.00	2.00	1.40	1.40	1.40
O.R.S. (NIMCOL)	PKT.	17.00	15.00	17.00	17.00	17.00	17.00	17.00
DETTOL (MEDIUM)	BOTTLE	46.80	46.88	46.00	46.80	56.16	56.16	46.80
COTTON BANDAGE 2" - 4"	EACH	7.00	5.00	7.50	8.25	7.00	10.00	7.00
THERMOMETER CHINA	EACH	35.00	40.00	42.50	40.00	45.83	57.50	40.00
DOCTOR (MBBS) CLINIC FEE	P/PAT.	100.00	100.00	125.00	300.00	100.00	100.00	150.00
URINE TEST (DR) CHARGES	P/TEST	100.00	150.00	55.00	60.00	75.00	55.00	100.00
BLOOD TEST (CP) CHARGES	P/TEST	300.00	350.00	225.00	200.00	290.00	225.00	350.00
SUGAR TEST (RANDOM/FASTING BOTH) CHARGES	P/TEST	200.00	200.00	200.00	150.00	122.50	100.00	140.00
ECG CHARGES	P/TEST	200.00	150.00	200.00	200.00	300.00	125.00	300.00
X-RAY (CHEST) CHARGES	P/X-RAY	300.00	200.00	350.00	500.00	250.00	200.00	350.00
CAR SUZUKI 800 CC (W/O. A/C)	EACH	0.00	636500.00	652800.00	645000.00	654000.00	0.00	651800.00
CAR SUZUKI 1000 CC	EACH	0.00	1078300.00	1092800.00	1119000.00	1075200.00	0.00	1119000.00
CAR TOYOTA 1300 CC	EACH	0.00	1661500.00	1520500.00	1805500.00	1700500.00	0.00	5411000.00
CAR HONDA CIVIC	EACH	0.00	2102500.00	0.00	2039000.00	2258500.00	0.00	0.00
MOTORCYCLE HONDA CD-70.	EACH	63500.00	63500.00	63500.00	63500.00	63500.00	63500.00	63500.00
MOTORCYCLE YAMAHA 100CC.	EACH	79300.00	79300.00	79300.00	79300.00	80000.00	80000.00	79300.00
MOTOR CYCLE HERO 70 CC	EACH	42500.00	45000.00	47500.00	44500.00	47500.00	0.00	42000.00
BICYCLE WITH TYRES & TUBES	EACH	7000.00	7300.00	7600.00	8000.00	7000.00	7150.00	7750.00
TYRE CAR WITH TUBE GENERAL	EACH	3000.00	3000.00	2750.00	3000.00	2500.00	2500.00	2800.00
TYRE MOTOR CYCLE WITHOUT TUBE	EACH	1200.00	1120.00	1250.00	900.00	850.00	850.00	900.00
TYRE CYCLE SPECIFY BRAND NAME	EACH	330.00	350.00	425.00	320.00	300.00	300.00	320.00
TYRE CAR W/O TUBE	EACH	2700.00	3000.00	3200.00	3000.00	2500.00	0.00	2800.00
PETROL SUPER	LITRE	64.61	66.25	64.48	66.30	64.99	64.60	65.70
HIGH SPEED DIESEL HSD	LITRE	72.85	74.60	72.73	74.90	72.99	72.80	74.40
CNG	K.G.	67.50	67.50	67.50	67.50	67.50	67.50	67.50
GAS CYLINDER STAND. SIZE	EACH	770.00	880.00	850.00	800.00	880.00	880.00	850.00
MOTOR CYCLE SERVICE CHARGES	EACH	300.00	175.00	225.00	270.00	235.00	240.00	250.00
CAR SERVICE CHARGES	EACH	250.00	400.00	300.00	300.00	275.00	225.00	225.00
TYRE PUNCTURE CHARGES	EACH	50.00	100.00	70.00	60.00	70.00	65.00	40.00
CYCLE OVERHAULING CHARGES	EACH	200.00	350.00	275.00	450.00	281.00	290.00	275.00
CAR TAX FOR 800CC TO 1300CC	YEARLY	2650.00	2650.00	2650.00	2650.00	2650.00	2650.00	2650.00
TRAIN FARE ECO. 1-100 KM.	P/KM.	0.68	0.68	0.68	0.68	0.68	0.68	0.68
TRAIN FARE ECO. 101-500 KM.	P/KM.	0.98	0.98	0.98	0.98	0.98	0.98	0.98
TRAIN FARE ECO. > 500 KM.	P/KM.	0.89	0.89	0.89	0.89	0.89	0.89	0.89

Contd.

7.11 Intercity Consumer Prices July, 2016

Description	Unit	Wazira- bad	Sialkot	Faisalabad	Jhang	Multan	Muzaffar- garh	D.G. Khan
TRAIN FARE IST SLP. 1-100KM	P/KM.	2.10	2.10	2.10	2.10	2.10	2.10	2.10
TRAIN FARE IST SLP.101-500 KM	P/KM.	2.59	2.59	2.59	2.59	2.59	2.59	2.59
TRAIN FARE IST SLP. > 500 KM	P/KM.	1.99	1.99	1.99	1.99	1.99	1.99	1.99
TRAIN FARE A/C SLP. 1-100KM.	P/KM	5.76	5.76	5.76	5.76	5.76	5.76	5.76
TRAIN FARE A/C SLP.101-500KM	P/KM.	4.59	4.59	4.59	4.59	4.59	4.59	4.59
TRAIN FARE A/C SLP > 500KM.	P/KM	4.16	4.16	4.16	4.16	4.16	4.16	4.16
PLATEFORM TICKET	EACH	10.00	10.00	10.00	10.00	10.00	10.00	10.00
AUTO RICKSHAW FARES	KM/MIN	50.00	60.00	65.00	50.00	30.00	30.00	50.00
FULL TONGA CHARGES	KM/MIN	60.00	60.00	75.00	100.00	49.38	50.00	56.00
TAXI 4 SEATER FARE	KM/MIN	100.00	100.00	60.00	90.00	100.00	100.00	50.00
BUS FARE MIN (WITHIN CITY)	TICKET	9.00	0.00	9.00	0.00	9.00	0.00	0.00
BUS FARE MAX (WITHIN CIT	TICKET	21.00	0.00	21.00	0.00	21.00	0.00	0.00
BUS FARE OUTSIDE CITY	P/KM.	0.86	0.86	0.86	0.86	0.86	0.86	0.86
A/C BUS FARE OUTSIDE CITY	P/KM.	1.45	1.11	1.74	1.56	1.40	1.40	1.40
MINIBUS FARE MIN.WITH IN CITY	TICKET	10.00	0.00	0.00	0.00	11.00	0.00	0.00
MINIBUS FARE MAX.WITH IN CITY	TICKET	10.00	0.00	0.00	0.00	24.00	0.00	0.00
SUZUKI FARE MIN.WITH IN CITY	TICKET	0.00	15.00	15.00	15.00	11.00	0.00	8.00
SUZUKI FARE MAXIMUM W.IN CITY	TICKET	0.00	20.00	27.50	20.00	21.00	0.00	8.00
AIR FARE ECONOMY CLASS.	P/KM.	0.00	19.26	19.26	0.00	19.26	0.00	19.26
POSTAL ENVELOPE DOMESTIC	EACH	8.00	8.00	8.00	8.00	8.00	8.00	8.00
ENVELOPE FOR SAUDI ARABIA	EACH	50.00	50.00	50.00	50.00	50.00	50.00	50.00
POSTAL REGISTRATION CHARGES	EACH	38.00	38.00	38.00	38.00	38.00	38.00	38.00
U.M.S. REG CHARGES MIN.	EACH	59.00	59.00	59.00	59.00	59.00	59.00	59.00
T.C.S. CH. MIN.WITH IN ZONE	EACH	150.00	110.00	150.00	150.00	150.00	150.00	150.00
TELEPHONE CHARGES LOCAL CALL	P/CALL	3.94	3.94	3.94	3.94	3.94	3.94	3.94
TEL CHARGES OUT SIDE CITY	P/CALL	3.94	3.94	3.94	3.94	3.94	3.94	3.94
INTERNET CHARGES	P/HOUR	20.00	25.00	22.50	50.00	20.00	22.50	20.00
MOBILE CELL CHARGES	P/UNIT	3.00	3.06	3.00	3.00	3.00	4.00	3.00
FAX CHARGES (LOCAL)	P/PAGE	30.00	10.00	16.25	40.00	10.00	20.00	15.00
TELEPHONE SET AV. QLTY	EACH	450.00	300.00	475.00	900.00	775.00	475.00	900.00
MOBILE SET NOKIA/SONY/ERICSON/SAMSUNG WITHOUT CAMERA	EACH	4250.00	2600.00	2200.00	3650.00	3100.00	3100.00	2600.00
T.V. 20" COLORED WEGA H-A21.	EACH	18500.00	20000.00	22500.00	12500.00	23500.00	23500.00	23500.00
T.V 20" COLOR CHINA/KORIA)	EACH	7000.00	13500.00	16900.00	5500.00	15500.00	15500.00	14900.00
V.C.P. PANASONIC/LG/NAT	EACH	0.00	5450.00	5750.00	0.00	0.00	0.00	0.00
DVD/VCD PLAYER PANASONIC/LG	EACH	4100.00	4500.00	4500.00	6000.00	4500.00	4200.00	4000.00
RADIO WITH C.PLAYER NATIONAL	EACH	2500.00	2250.00	2175.00	1250.00	3500.00	0.00	3000.00
PERSONNEL COMPUTER (BRANDED)	EACH	37500.00	35000.00	38820.00	50000.00	48200.00	48200.00	35000.00
VID. CASSETTE BLK. TDK/SONY	EACH	0.00	100.00	150.00	100.00	180.00	170.00	150.00
COM. C.D. (TDK/IMATION)	EACH	35.00	42.50	67.50	40.00	60.00	60.00	60.00
TAPE RECORDER CASSETTE BLANK	EACH	35.00	30.00	65.00	60.00	50.00	42.50	40.00
VIDEO GAME SEGA 16 BYTE	EACH	0.00	1250.00	1500.00	1150.00	1300.00	0.00	1600.00
CINEMA A/C. HIGH CLASS	TICKET	0.00	40.00	150.00	0.00	250.00	0.00	0.00
CINEMA NON-A/C HIGH CLASS	TICKET	0.00	40.00	100.00	30.00	100.00	40.00	35.00
CABLE CHARGES	PER MONT	300.00	250.00	300.00	300.00	300.00	275.00	350.00
TV.LICENCE FEE DOMESTIC	YEARLY	420.00	420.00	420.00	420.00	420.00	420.00	420.00
ENGLISH BOOK CLASS V1	EACH	77.00	77.00	77.00	77.00	77.25	77.00	77.00
ENGLISH BOOK CLASS IX OR X	EACH	130.00	130.00	130.00	130.00	130.00	130.00	130.00
ENG. BOOK IST.YR COMPLETE SET	EACH	84.00	84.00	84.00	84.00	84.00	84.00	84.00
ENGLISH BOOK BA/B.SC	EACH	178.00	178.00	178.00	178.00	178.00	178.00	178.00
URDU BOOK CLASS V (T.B.BORD)	EACH	59.00	59.00	59.00	59.00	59.00	59.00	59.00
URDU BOOK CLASS IX/X(T.B.B)	EACH	139.00	139.00	139.00	139.00	139.00	139.00	139.00
URDU BOOK IST.YEAR/INTER	EACH	53.00	53.00	53.00	53.00	53.00	53.00	53.00
URDU BOOK BA/B.SC	EACH	140.00	140.00	140.00	140.00	140.00	140.00	140.00
MATHS BOOK CALSS V (T.B.B)	EACH	78.00	78.00	78.00	78.00	78.00	78.00	78.00
MATHS BOOK CLASS IX OR X	EACH	279.00	279.00	279.00	279.00	279.00	279.00	279.00
MATHS BOOK IST.YEAR (T.B.B)	EACH	156.00	156.00	156.00	156.00	156.00	156.00	156.00
PAKISTAN STUDIES BOOK BA/B.SC	EACH	125.00	125.00	125.00	125.00	125.00	125.00	125.00
DAILY "DAWN"	P/COPY	19.00	19.00	19.00	19.00	19.00	19.00	19.00
DAILY "JANG"	P/COPY	12.00	12.00	12.00	12.00	12.00	12.00	12.00
DAILY "NAWA-E-WAQT"	P/COPY	12.00	12.00	12.00	12.00	12.00	12.00	12.00

Contd.

7.11 Intercity Consumer Prices July, 2016

Description	Unit	Wazira- bad	Sialkot	Faisalabad	Jhang	Multan	Muzaffar- garh	D.G. Khan
WEEKLY "AKHBAR-E-JAHAN"	P/COPY	55.00	55.00	55.00	55.00	55.00	55.00	55.00
WEEKLY "MAG"	P/COPY	45.00	45.00	45.00	45.00	45.00	45.00	45.00
MONTHLY "NAUNEHAL DIGEST"	P/COPY	35.00	35.00	35.00	35.00	35.00	35.00	35.00
PAPER FOOLSCAPE (27"x17")	QUIRE	30.00	30.00	45.00	50.00	37.50	33.75	30.00
EXERCISE BOOK LINED 80/100 PGS	EACH	40.00	80.00	60.00	70.00	32.50	27.50	30.00
PENCILGOLDFISH/DEER	EACH	7.00	7.00	6.00	7.00	6.50	6.00	6.00
PEN INK DOLLOR 57 ML BOTTLE	EACH	20.00	25.00	20.00	20.00	20.00	20.00	20.00
PHOTOSTATE PAPER 70 GM	PRT	380.00	320.00	345.00	360.00	290.00	330.00	360.00
BALL PEN (local)	EACH	5.00	5.00	5.00	8.00	5.83	6.00	6.00
FOUNTAIN PEN HERO/WINGS/CHINA	EACH	40.00	40.00	50.00	50.00	45.00	50.00	35.00
PRIVATE SCHOOL FEE ENGLISH MEDIUM AVERAGE STANDARD (CLASS I)	PER MONTH	1100.00	900.00	2100.00	1400.00	2191.67	866.67	1300.00
PRIVATE SCHOOL FEE ENGLISH MEDIUM AVERAGE STANDARD (CLASS V)	PER MONTH	1300.00	1000.00	2200.00	1400.00	2466.67	966.67	1350.00
PRIVATE SCHOOL FEE ENGLISH MEDIUM AVERAGE STANDARD (CLASS VI)	PER MONTH	1500.00	1000.00	2400.00	1500.00	2650.00	1150.00	1400.00
PRIVATE SCHOOL FEE ENGLISH MEDIUM AVERAGE STANDARD (CLASS X)	PER MONTH	1700.00	1200.00	2200.00	1700.00	2908.33	1533.33	2250.00
PRIVATE MEDICLE COLLEGE FEE MBBS (IST YEAR)	PER MONTH	0.00	0.00	25000.00	0.00	48750.00	0.00	0.00
PRIVATE ENGINEERING COLLEGE FEE (ISTR YEAR)	PER MONTH	0.00	0.00	3200.00	0.00	0.00	0.00	0.00
GOVT. COLLEGE FEE IST. YEAR	MONTH	50.00	50.00	50.00	50.00	50.00	50.00	50.00
GOVT. COLLEGE FEE 4TH. YEAR	MONTH	60.00	60.00	60.00	60.00	60.00	60.00	60.00
GOVT. UNIVERSITY FEE MSC.	MONTH	77.50	0.00	70.00	115.00	217.00	217.00	330.00
GOVT. MED. COLLEGE FEE MBBS	MONTH	873.00	873.00	1250.00	0.00	1250.00	873.00	1250.00
GOVT. ENGG. COLL. FEE I YEAR	MONTH	1558.00	0.00	3200.00	0.00	1666.67	500.00	0.00
COACHING FEE FOR CLASS IX/X	PER MONTH	500.00	550.00	1200.00	1200.00	800.00	500.00	500.00
COACHING CHARGES FOR CLASS IST YEAR/INTER (SCIENCE)	PER MONTH	1000.00	1900.00	1700.00	2000.00	1200.00	900.00	1500.00
COACHING CHARGES FOR CLASS IST YEAR/INTER (COMMERCE)	PER MONTH	1000.00	2400.00	1375.00	2000.00	1133.33	900.00	1000.00
I.T. TUITION FEES	PER MONTH	3900.00	0.00	1550.00	2000.00	1133.00	0.00	2000.00
MBA TUITION FEES	PER MONTH	2000.00	0.00	15000.00	0.00	6666.67	0.00	2000.00
BREAD TANDOORI ST. SIZE	EACH	6.00	7.00	6.00	6.00	6.00	5.50	5.00
COOKED MUTTON (AV. HOTEL)	PLATE	120.00	125.00	135.00	150.00	105.00	135.00	100.00
COOKED BEEF (AV. HOTEL)	PLATE	65.00	60.00	72.50	90.00	80.00	80.00	60.00
COOKED DAL (AV. HOTEL)	PLATE	40.00	32.50	42.50	70.00	40.00	45.00	35.00
CHICKEN BIRYANI FULL/DOUBLE	PLATE	120.00	120.00	120.00	200.00	131.67	100.00	85.00
TEA PREPARED (ORDINARY)	CUP	20.00	15.00	20.00	20.00	20.00	17.50	20.00
HAIRCUT CHARGES FOR MEN	P/CUT	60.00	60.00	62.50	60.00	65.00	55.00	55.00
BEAUTY PORL HAIR STYL CHARGE	P/STY.	300.00	187.50	212.50	300.00	225.00	190.00	200.00
SHAVING CHARGES	PER SHV	40.00	40.00	32.50	30.00	30.00	30.00	35.00
LIPSTICK S.MISS/MEDORA	EACH	110.00	90.00	110.00	110.00	110.00	120.00	110.00
NAIL POLISH S.MISS/MEDORA	EACH	60.00	52.50	105.00	110.00	100.00	100.00	55.00
PERFUME MED.SIZE MEDORA/BROACH	EACH	120.00	180.00	200.00	255.00	120.00	120.00	180.00
HAIR-OIL AMLA/CHAMBELI	BOTTLE	110.00	100.00	120.00	130.00	120.00	120.00	120.00
TOILET SOAP LUX 95 GRAMS	EACH	44.78	33.04	38.00	38.00	32.00	32.00	33.00
TOILET SOAP LIFEBOUY 140 GRM	EACH	37.00	37.00	37.00	37.00	35.00	35.00	37.00
TOILET SOAP SAFEGUARD BATH SIZE	EACH	46.00	46.00	46.00	46.00	46.00	46.00	46.00
TOOTHPASTE MACKLINES 70 GRM	EACH	50.00	50.00	50.00	50.00	50.00	50.00	50.00
TOOTHPAST MED SIZE CLGATE 70 GMS	EACH	60.66	70.00	82.50	80.00	75.00	75.00	85.00
TOOTHBRUSH SHEILD APLAUQUE	EACH	45.00	40.00	75.00	60.00	30.00	25.00	35.00
TOOTHPOWDER DENTONIC 90 GRM	EACH	25.00	25.00	32.00	30.00	32.00	32.00	32.00
HAIR-COLOUR BEGIN (6 GMS)	EACH	105.00	100.00	100.00	100.00	105.00	105.00	105.00
HAIR COLOUR (KALAKOLA)	BOTTLE	140.00	120.00	120.00	130.00	130.00	130.00	130.00
FACECREAM PONDS (MEDIUM)	EACH	120.00	105.00	110.00	120.00	120.00	120.00	110.00
TALC POWDER VICE ROAY,B.CAT	EACH	145.00	120.00	150.00	150.00	145.00	145.00	145.00
BLADE TREET ORDINARY 10'S	PKT.	40.00	32.50	30.00	30.00	30.00	30.00	35.00
BLADE 7-O-CLOCK STAIN. 5'S	PKT.	35.00	30.00	30.00	35.00	35.00	35.00	35.00
SHAMPOO SUNSILK/PAINTIN 100 ML	BOTTLE	110.00	110.00	99.00	100.00	110.00	110.00	110.00
BEAUTY CREAM (FAIR & LOVELY)	EACH	185.00	99.00	75.00	195.00	185.00	185.00	110.00
HAIR REMOVING CREAM (EU-CREAM)	TUBE	65.00	65.00	60.00	65.00	60.00	65.00	65.00
GEL MEDIUM SIZE	BOTTLE	60.00	65.00	95.00	125.00	100.00	100.00	155.00
DISPOSABLE RAZOR GILLET-II	EACH	40.00	40.00	37.50	42.00	40.00	40.00	40.00
SHAVING CREAM TOUCH-ME/ADM.	EACH	65.00	60.00	55.00	75.00	65.00	65.00	65.00
GOLD TEZABI 24 CT	10 GM.	43550.00	43500.00	44350.00	43296.00	43724.00	43724.00	44153.00
SILVER TEZABI 24 CT	10 GM.	617.00	640.00	610.00	626.00	617.00	617.00	583.00
ARTIFICIAL JEWELLARY SET	SET	800.00	200.00	575.00	450.00	656.25	575.00	450.00
WRIST WATCH GENTS CITIZEN (ORIGINAL) ***	EACH	2500.00	2450.00	5250.00	5000.00	2500.00	2600.00	2500.00
WRIST WATCH LADIES CITIZEN (ORIGINAL) ***	EACH	2400.00	2400.00	5250.00	5000.00	2500.00	0.00	2500.00
WALL CLOCK QUARTZ AV.QLTY	EACH	425.00	310.00	537.50	1000.00	400.00	325.00	550.00
SUITCASE REXIN (24"x16"x6")	EACH	900.00	692.50	1150.00	1500.00	775.00	725.00	1200.00
TRUNK MEDIUM SIZE ***	EACH	1500.00	1300.00	1450.00	1400.00	1191.67	1325.00	1500.00
PURSE LADIES (LEATHER) AVERAGE QUALITY	EACH	750.00	450.00	475.00	900.00	1266.67	1300.00	450.00

7.11 Intercity Consumer Prices July, 2016

Description	Unit	Vehari	Sargodha	Mianwali	Bahawal- pur	Bahawal- nagar	R.Y. Khan
WHEAT	10 KG.	311.00	312.50	315.00	321.00	319.13	325.00
WHEAT FLOUR FINE/SUPERIOR.	KG.	40.00	40.00	40.00	39.00	40.00	40.00
WHEAT FLOUR AVG. QLTY	KG.	38.00	35.00	38.00	37.00	36.00	39.00
WHEAT FLOUR BAG	10 KG.	360.00	335.00	350.00	370.00	360.00	360.00
MAIDA	KG.	50.00	55.00	50.00	48.00	50.00	50.00
SUJI	KG.	50.00	55.00	50.00	50.00	50.00	50.00
BESAN AV. QLTY.	KG.	150.00	160.00	150.00	162.50	160.00	140.00
RICE BASMATI SUP. QLTY.	KG.	117.50	95.00	120.00	125.00	95.00	110.00
RICE BASMATI 385/386	KG.	72.50	67.50	80.00	95.00	60.00	60.00
RICE BASMATI BROKEN AV.QLTY	KG.	65.00	50.00	60.00	55.00	50.00	65.00
RICE IRRI-6 (SINDH/PUNJAB)	KG.	40.00	50.00	55.00	47.50	42.50	35.00
VERMICELLI	KG.	80.00	70.00	90.00	85.00	80.00	80.00
BREAD PLAIN MEDIUM SIZE	EACH	60.00	40.00	40.00	45.00	40.00	35.00
RUSK (PAPAY)	KG.	200.00	200.00	200.00	220.00	210.00	200.00
BISCUITS-PACKED	PKT	40.00	35.00	40.00	35.00	35.00	35.00
BISCUIT-BAKERY (LOOSE)	250 GM	80.00	80.00	80.00	97.50	70.00	75.00
CORNFLAKS FAUJI 225 GM.	PKT	171.00	210.00	200.00	180.00	180.00	171.00
SAMOSAS (VEGATABLE)	EACH	15.00	17.50	20.00	10.00	20.00	15.00
PASTRY AV.QLTY.	EACH	30.00	30.00	30.00	40.00	25.00	30.00
PATTIES (VEGATABLES)	EACH	15.00	30.00	30.00	20.00	20.00	25.00
NIMCO	250 GM	70.00	60.00	80.00	60.00	80.00	100.00
CHIPS	250 GM	62.50	100.00	40.00	70.00	60.00	128.00
BEEF WITH BONE AV.QLTY.	KG	270.00	300.00	300.00	300.00	280.00	260.00
MUTTON AV.QLTY.	KG	500.00	650.00	600.00	600.00	550.00	550.00
CHICKEN FARM BROILER (LIVE)	KG	135.00	140.00	145.00	140.00	132.00	134.00
FISH-RAHU MEDIUM SIZE	KG	350.00	220.00	350.00	290.00	260.00	300.00
MILK FRESH (UNBOILED)	LTR.	67.50	65.00	70.00	67.50	70.00	60.00
CURD	KG.	77.50	80.00	80.00	80.00	80.00	80.00
MILK TETRA PACK 1/2 LTR.	PKT.	60.00	60.00	60.00	60.00	60.00	60.00
LACTOGEN 400 GRAMS	PKT.	436.00	432.50	435.00	435.00	435.00	425.00
POWDER MILK NIDO 400GM.	PKT	400.00	380.00	380.00	389.74	390.00	375.00
MILK POWDER LOOSE/PACKED	KG.	450.00	550.00	450.00	475.00	550.00	480.00
BUTTER LOCAL PACKED	50 GM.	30.00	30.00	40.00	40.00	21.42	30.00
EGGS FARM	DOZ	82.50	90.00	90.00	84.00	80.00	88.00
MUSTARD OIL AV.QLTY.	KG.	155.00	175.00	180.00	170.00	160.00	170.00
COOKING OIL (DALDA)	2.5LTR	445.00	445.00	445.00	445.00	445.00	465.00
COOKING OIL (PAKWAN) OTHER BRAND SPECIFY	2.5 LTR	410.00	340.00	400.00	395.00	429.16	383.00
VEGETABLE GHEE TIN	2.5KG.	441.25	440.00	445.00	440.00	440.00	440.00
VEGETABLE GHEE (LOOSE)	KG.	162.50	133.00	120.00	140.00	130.00	137.00
DATES AV.QLTY.	KG.	210.00	145.00	200.00	190.00	200.00	160.00
PISTACHIO AV.QLTY.	50 GM.	127.50	120.00	100.00	105.00	100.00	110.00
ALMONDS WHOLE AV.QLTY.	KG.	775.00	600.00	450.00	425.00	800.00	650.00
COCONUT DRY AV.QLTY.	KG.	290.00	240.00	320.00	272.50	280.00	260.00
RAISINS AV.QLTY.	50 GM.	27.50	20.00	25.00	23.00	20.00	18.00
GROUNDNUTS (WITH SHELL)	KG.	160.00	210.00	180.00	230.00	155.00	180.00
MALTA/MOSAMBI	DOZ	0.00	0.00	0.00	0.00	0.00	0.00
KINNU	DOZ	0.00	0.00	0.00	0.00	0.00	0.00
APPLE	KG	245.00	95.00	120.00	115.00	200.00	150.00
ALOO BUKHARA	KG	245.00	200.00	200.00	310.00	200.00	195.00
POMEGRANATE (ANNAR)	KG	0.00	0.00	0.00	0.00	0.00	0.00
GRAPES	KG	155.00	0.00	200.00	225.00	240.00	150.00
BANANAS	DOZ	90.00	70.00	80.00	85.00	100.00	70.00
MANGO KALMI	KG	95.00	75.00	100.00	90.00	100.00	80.00
GUAVA	KG	0.00	0.00	0.00	0.00	0.00	0.00
WATERMELON (TURBOOZ)	KG	20.00	16.50	20.00	20.00	22.50	20.00
MUSKMELON (KHARBOOZA)	KG	50.00	50.00	20.00	40.00	27.50	40.00
SWEETMELON (GARMA)	KG	0.00	0.00	0.00	0.00	0.00	0.00
PULSE MASOOR (WHOLE)	KG.	150.00	135.00	175.00	130.00	140.00	130.00
PULSE MASOOR (WASHED)	KG.	155.00	155.00	180.00	140.00	147.50	140.00
PULSE MOONG (WASHED)	KG.	175.00	150.00	140.00	150.00	155.00	140.00

Contd.

7.11 Intercity Consumer Prices July, 2016

Description	Unit	Vehari	Sargodha	Mianwali	Bahawal- pur	Bahawal- nagar	R.Y. Khan
PULSE MASH (WASHED)	KG.	320.00	275.00	280.00	275.00	280.00	270.00
PULSE GRAM	KG.	155.00	150.00	150.00	165.00	150.00	150.00
GRAM WHOLE BLACK AV.QLTY.	KG.	155.00	160.00	140.00	140.00	150.00	140.00
GRAM WHOLE YELLOW AV.QLTY	KG.	200.00	180.00	200.00	165.00	210.00	200.00
BEANS (LAL LOBIA)	KG.	200.00	155.00	170.00	150.00	160.00	140.00
POTATOES	KG	20.00	50.00	30.00	25.00	30.00	45.00
ONION	KG	25.00	25.00	30.00	27.50	27.50	25.00
TURNIP	KG	0.00	0.00	0.00	0.00	0.00	0.00
RADISH	KG	0.00	0.00	0.00	0.00	0.00	0.00
TOMATOES	KG	85.00	80.00	80.00	80.00	60.00	60.00
CABBAGE	KG	0.00	0.00	0.00	0.00	0.00	0.00
CAULIFLOWER	KG	0.00	0.00	0.00	0.00	0.00	0.00
BRINJAL	KG	60.00	60.00	50.00	57.50	60.00	60.00
PUMPKIN	KG	20.00	25.00	30.00	32.50	30.00	40.00
BOTTLEGOURD	KG	80.00	80.00	70.00	110.00	90.00	80.00
LADY FINGER	KG	80.00	100.00	80.00	125.00	80.00	80.00
PEAS	KG	0.00	0.00	0.00	0.00	0.00	0.00
SPINACH	KG	0.00	0.00	0.00	0.00	0.00	0.00
TINDA	KG	80.00	110.00	40.00	95.00	90.00	80.00
TURAI	KG	60.00	50.00	60.00	75.00	80.00	70.00
KARAILA	KG	80.00	80.00	60.00	75.00	80.00	80.00
ARVI	KG	80.00	80.00	100.00	75.00	80.00	60.00
CHILLIES GREEN	KG	60.00	120.00	80.00	60.00	80.00	60.00
CARROT	KG	0.00	0.00	0.00	0.00	0.00	0.00
COCUMBER (KHEERA)	KG	60.00	80.00	60.00	65.00	40.00	60.00
LEMON	250GM	30.00	27.50	30.00	20.00	30.00	30.00
SUGAR REFINED	KG.	65.00	67.00	66.00	68.00	65.00	65.00
GUR AV.QLTY	KG.	90.00	85.00	100.00	82.50	87.50	80.00
HONEY LANGANESE 500 GM.	BOTTLE	910.00	882.50	850.00	850.00	850.00	800.00
MILO 200 GM.	BOTTLE	280.00	220.00	240.00	220.00	218.18	195.00
CUSTARD POWDER RAFHAN 300 GM.	PKT	80.00	80.00	80.00	80.00	80.00	80.00
TOFFEE (HILAL)	EACH	2.00	2.00	1.00	1.00	2.00	2.00
CHOWKELATE CANDY (SMALL SIZE)	EACH	5.00	5.00	6.00	5.00	5.00	5.00
SWEETMEAT (MIXED)	KG	320.00	280.00	300.00	355.00	280.00	350.00
ICE CREAM WALLS	CUP.	45.00	40.00	40.00	40.00	40.00	45.00
ICE	KG	7.50	13.50	5.00	8.50	10.00	10.00
JAM AHMED/MITCHELLES	BOTTLE	140.00	135.00	140.00	140.00	140.00	140.00
SQUASH-MITCHELLES	BOTTLE	147.50	150.00	160.00	160.00	165.00	160.00
ROOH AFZA	BOTTLE	160.00	160.00	170.00	160.00	160.00	160.00
JAM-E-SHIREEN	BOTTLE	170.00	165.00	170.00	170.00	170.00	170.00
SAUNF	50 GM	17.50	15.00	20.00	22.00	20.00	15.00
CINAMON LOOSE AV. QLTY	50 GM.	20.00	30.00	20.00	20.00	23.75	25.00
CUMINSEED WHITE NATIONAL	50 GM.	54.00	52.00	52.00	52.00	55.00	54.00
PEPPER BLACK NATIONAL	50 GM.	100.00	100.00	100.00	100.00	100.00	100.00
CLOVES LOOSE AV.QLTY	50 GM.	100.00	120.00	100.00	105.00	100.00	80.00
CARDAMOM LARGE LOOSE AV.QLTY	50 GM.	180.00	190.00	120.00	137.50	147.50	170.00
CARDAMOM SMALL AV.QLTY	50 GM.	125.00	100.00	120.00	115.00	100.00	100.00
SALT-POWDERED (LAHORI) LOOSE	KG.	12.00	10.00	10.00	12.00	10.00	10.00
SALT POWDERED (NATIONAL/SHAN)	PKT	25.00	25.00	25.00	25.00	25.00	25.00
CHILLIES POWD.NATIONAL 200GM	PKT	105.00	105.00	105.00	105.00	105.00	105.00
CHILLIES POWDER LOOS	KG.	270.00	300.00	330.00	225.00	240.00	280.00
CORRIANDER SEED POWD.NATIONAL	PKT	104.00	108.00	104.00	104.00	104.00	78.00
CORRIANDER SEED (LOOSE)	KG.	310.00	290.00	320.00	312.50	240.00	240.00
TURMERIC POWD.NATIONAL 50GM	PKT.	35.00	35.00	35.00	35.00	35.00	35.00
CURRY POWD. NATIONAL 200 GM	PKT.	87.00	87.00	87.00	87.00	86.00	86.00
TOMATO KETCHUP AHMED/MITCHL	BOTTLE	105.00	95.00	90.00	70.00	120.00	120.00
PICKLES AHMED/MITCHELLES	BOTTLE	130.00	105.00	110.00	105.00	120.00	120.00
VINEGAR SYNTHETIC (SIRKA)	BOTTLE	85.00	50.00	70.00	85.00	90.00	85.00
GARLIC	KG	200.00	240.00	180.00	240.00	200.00	200.00
GINGER	KG	100.00	110.00	225.00	82.50	110.00	100.00

Contd.

7.11 Intercity Consumer Prices July, 2016

Description	Unit	Vehari	Sargodha	Mianwali	Bahawal- pur	Bahawal- nagar	R.Y. Khan
TAPAL DANEDAR TEA 200GM PACKET	PKT	157.89	157.89	148.00	157.89	157.89	158.00
TEA LIPTON YELLOW LABEL 200GM.	PKT.	157.21	157.89	150.00	157.89	157.89	158.00
TEA LOOSE KENYA AV.QLTY 250GM.	PKT.	150.00	155.00	140.00	132.50	140.00	120.00
COFFEE-NESCAFE 75 GM. **	BOTTLE	350.00	315.00	320.00	330.00	350.00	330.00
COLD DRINK (STANDARD SIZ)	BOTTLE	25.00	25.00	25.00	25.00	25.00	25.00
FRUIT JUICE TETRA PACK	PKT.	20.00	22.50	20.00	15.00	20.00	15.00
MINERAL WATER NESTLE 1.5 LTR	BOTTLE	50.00	50.00	50.00	50.00	50.00	50.00
CIGARETTES K-2 10'S **	PKT	65.00	65.00	0.00	57.00	60.00	65.00
CIGARETTES CAPSTAN 10'S **	PKT	70.00	70.00	70.00	65.00	70.00	70.00
CIGARETTES GOLD LEAF 20'S	PKT	130.00	130.00	130.00	120.00	135.00	130.00
CIGARETTES MORVEN GOLD 20'S	PKT	70.00	70.00	70.00	70.00	70.00	70.00
BETEL LEAVES	50GM.	90.00	80.00	80.00	105.00	65.00	60.00
BETEL NUTS	KG.	400.00	350.00	360.00	355.00	300.00	320.00
LONG CLOTH 57" GUL AHMED/AL-KARAM	METER	205.00	235.00	200.00	180.00	270.00	270.00
SHIRTING AV.QLTY.	METER	190.00	140.00	150.00	115.00	200.00	220.00
PANT CLOTH W & WEAR AV.QLTY	METER	550.00	550.00	400.00	525.00	550.00	500.00
LAWN PRINTED GUL AHMED/AL-KARAM	METER	355.00	360.00	200.00	383.50	360.00	360.00
GEORGETTE AV.QLTY	METER	325.00	135.00	105.00	110.00	250.00	250.00
LINEN AV.QLTY ***	METER	247.50	145.00	140.00	125.00	260.00	260.00
HEAVY WT SUITING LAWERNCPUR AVG QLTY	METER	1200.00	950.00	950.00	1600.00	1500.00	1300.00
HEAVY WT SUITING LAWERNCPUR SUP QLTY	METER	1950.00	1350.00	1200.00	2255.00	2000.00	1600.00
TROPICAL SUITING LAW.PUR	METER	1000.00	1100.00	950.00	1470.00	1400.00	1100.00
PANT BOY 24"/26" LENGTH.	EACH	637.50	450.00	350.00	462.50	550.00	500.00
SHIRT BOY 24"/26" LENGTH	EACH	412.50	312.50	275.00	387.50	490.00	490.00
SCHOOL UNI. PANT,SHIRT BOYS	SUIT	462.50	525.00	600.00	725.00	1000.00	925.00
SCHOOL UNI. KAMEEZ,SHAL.BOYS	SUIT	500.00	475.00	600.00	725.00	950.00	700.00
SCHOOL UNI. KAMEEZ,SHAL.GIRL	SUIT	450.00	475.00	700.00	687.50	950.00	800.00
FROCK W/WEAR GIRLS	EACH	825.00	1000.00	1000.00	2900.00	1500.00	995.00
AWAMI-SUIT W & W(BOY) 24"/26	SUIT	875.00	750.00	1400.00	775.00	1562.50	1550.00
AWAMI-SUIT W&W (GENTS)AV.QLTY	SUIT	1250.00	1900.00	1400.00	1150.00	1800.00	1585.00
PULLOVER GENTS OXFORD/BON.	EACH	3000.00	3300.00	2300.00	2890.00	3190.00	3190.00
PULLOVER LADIES OXFORD/BON.	EACH	3000.00	2300.00	2300.00	2500.00	3090.00	2890.00
PULLOVER (GENTS) OTHERS A. QTY	EACH	790.00	925.00	800.00	950.00	1400.00	800.00
SECOND-HAND COAT FOR MEN	EACH	175.00	250.00	420.00	1150.00	700.00	425.00
SECONDHAND SWEETER FOR MEN DUP QLTY	EACH	100.00	225.00	150.00	425.00	400.00	175.00
SECONDHAND WINTER JACKET	EACH	245.00	325.00	300.00	650.00	500.00	325.00
UNDERWEAR AV.QLTY MEDIUM SIZE	EACH	87.50	110.00	150.00	110.00	200.00	225.00
VEST FOR MEN AV.QLTY.	EACH	115.00	110.00	170.00	187.50	220.00	230.00
VEST/SHAMEEZ (WOMEN) AVG. QLTY	EACH	137.50	100.00	150.00	175.00	200.00	175.00
SOCKS NYLON (PAKISTANI)	PAIR	77.50	110.00	100.00	115.00	120.00	125.00
BRASSIER AV.QLTY.	EACH	95.00	110.00	200.00	160.00	240.00	245.00
BRASSIER SUP QLTY	EACH	250.00	490.00	600.00	387.50	650.00	650.00
DOPATTA GEORGETTE AV.QLTY.	EACH	375.00	260.00	200.00	337.50	450.00	450.00
DOPATTA COTTON AV GLTY	EACH	245.00	250.00	180.00	337.50	400.00	250.00
CHADDAR (W/WEAR) (2x2.5 MTR)	EACH	462.50	350.00	300.00	425.00	650.00	450.00
LUNGI/DHOTI(COTTON) AVG. QLTY	EACH	300.00	275.00	295.00	287.50	400.00	300.00
HANDKERCHIEF AVG. QLTY PAK	EACH	45.00	35.00	50.00	32.50	60.00	35.00
HANDKERCHIEF SUP. QLTY PAK	EACH	65.00	70.00	60.00	100.00	70.00	60.00
GLOVES AV QLTY	PAIR	72.50	110.00	115.00	115.00	150.00	175.00
AZARBAND COTTON AVG. QLTY	EACH	17.50	17.50	15.00	17.50	15.00	15.00
SEWING THREAD/REEL(ASLI PARI)	EACH	10.00	5.50	6.00	5.00	6.00	6.00
WASHING CHARGES PAINT & SHIRT	SUIT	100.00	160.00	150.00	125.00	70.00	70.00
DRY CLEANING SUIT COAT PANT	SUIT	350.00	375.00	392.50	487.50	350.00	400.00
WASHING CH. (KAMIZ-SHALWAR)	PAIR	80.00	100.00	70.00	95.00	60.00	70.00
TAILORING SHIRT	EACH	400.00	400.00	300.00	475.00	300.00	500.00
TAILORING CHARGES PANT (MEN)	EACH	675.00	800.00	500.00	650.00	500.00	500.00
TAILORING COAT-PANT SUIT	SUIT	5750.00	3750.00	3050.00	5750.00	4000.00	4000.00
TAILORING AWAMI-SUIT (MALE)	SUIT	425.00	550.00	500.00	600.00	500.00	650.00
TAILORING SUIT FEMALE	SUIT	400.00	550.00	300.00	525.00	400.00	550.00
GENTS SHOES PAUL BATA	PAIR	1199.00	1199.00	1199.00	1199.00	1199.00	1199.00

Contd.

7.11 Intercity Consumer Prices July, 2016

Description	Unit	Vehari	Sargodha	Mianwali	Bahawal- pur	Bahawal- nagar	R.Y. Khan
GENTS SANDAL BATA	PAIR	699.00	699.00	699.00	699.00	699.00	699.00
GENTS SPOUNG CHAPPAL BATA	PAIR	199.00	199.00	199.00	199.00	199.00	199.00
LADIES SANDAL BATA	PAIR	499.00	499.00	499.00	499.00	499.00	499.00
LADIES SPOUNG CHAPPAL BATA	PAIR	179.00	179.00	179.00	179.00	179.00	179.00
CHILD SHOE POWER LITE BATA	PAIR	599.00	599.00	599.00	599.00	599.00	599.00
GENTS SHOE, ART 1109 SERVICE	PAIR	999.00	999.00	999.00	999.00	999.00	999.00
NYLON JOGGER 27 SIZE 2-5 ***	PAIR	1299.00	1299.00	1299.00	1299.00	1299.00	1299.00
CHINA FOOT WEAR AV. QLTY (MALE) *	PAIR	675.00	575.00	400.00	1150.00	500.00	500.00
CHINA FOOT WEAR AV. QLTY (FEMALE) *	PAIR	425.00	550.00	400.00	1150.00	400.00	400.00
CHINA FOOT WEAR AV. QLTY (CHILDREN) *	PAIR	387.50	400.00	400.00	875.00	400.00	400.00
SHOE REPAIR HALF SOLE	PAIR	65.00	150.00	80.00	110.00	100.00	100.00
SHOES POLISH CHARGES AVERAGE SHOP	PAIR	25.00	20.00	15.00	20.00	22.50	25.00
HOUSE RENT (combined)	MONTH	5179.00	6423.00	4039.00	7876.00	4578.00	4693.00
rent 2	pm	5179.00	6423.00	4039.00	7876.00	4578.00	4693.00
RENT3	PM	5179.00	6423.00	4039.00	7876.00	4578.00	4693.00
RENT4	PM	5179.00	6423.00	4039.00	7876.00	4578.00	4693.00
RENT5	PM	5179.00	6423.00	4039.00	7876.00	4578.00	4693.00
RENT6	PM	5179.00	6423.00	4039.00	7876.00	4578.00	4693.00
SYNTHETIC ENEMAL ROBIALAC BALTI 3.64 LTR.	EACH	2258.00	1947.74	1700.00	2258.00	2262.00	2262.00
SYNTHETIC ENEMAL ICI BALTI 3.64 LTR.	EACH	2185.00	1938.84	1975.00	2184.00	2191.00	2185.00
CEMENT (LOCAL) SPECIFY BRAND NAME	BAG	535.00	535.00	540.00	550.00	540.00	540.00
BRICKS (NEW) IST CLASS	P/1000	5250.00	7300.00	5300.00	5000.00	4700.00	6000.00
CEMENT BLOCKS (6"x8"x12")	P/100	0.00	0.00	0.00	0.00	0.00	3500.00
BAJREE	100CFT	5550.00	3800.00	3000.00	5300.00	5500.00	5500.00
SAND (BLACK PIT SAND)	K100CFT	1600.00	1450.00	2500.00	2300.00	2000.00	2500.00
TIMBER SHESHAM LOG IST QUALITY	cubmt.	51502.00	63566.00	44000.00	49440.50	56501.00	56494.00
IRON BAR (M.S. BAR) 1/2"	P/TON	71500.00	63500.00	68000.00	72000.00	60750.00	59000.00
CARPANTER WAGE RATE	P/DAY	575.00	800.00	1000.00	675.00	700.00	800.00
MASON (RAJ) WAGE RATE	P/DAY	687.50	1000.00	1000.00	775.00	700.00	800.00
UNSKILLED LABOUR WAGE RATE	P/DAY	350.00	600.00	500.00	450.00	400.00	400.00
PLUMBER WAGE RSTE	P/DAY	700.00	1000.00	1000.00	675.00	700.00	800.00
ELECTICIAN WAGE RATE PER DAY **	P/DAY	650.00	900.00	1000.00	0.00	700.00	0.00
ELECTICIAN WAGE RATE PER POINT **	P/PNT	70.00	120.00	75.00	100.00	100.00	100.00
WATER CHARGES PER HOUSE	P/MONTH	50.00	125.00	100.00	60.00	100.00	70.00
ELECT.CHARGES UPTO 50 UNITS	P/UNIT	2.00	2.00	0.00	2.00	2.00	2.00
ELECT.CHARGES 01 - 100 UNIT	P/UNIT	6.18	6.18	6.18	6.18	6.18	6.18
ELECT.CHARGES 101 - 300 UNIT	P/UNIT	9.54	9.54	9.54	9.54	9.54	9.54
ELECT.CHARGES 301 - 1000 UNIT	P/UNIT	16.39	16.39	16.39	16.39	16.39	16.39
ELECT.CHARGES ABOVE 1000 UNIT	P/UNIT	18.39	18.39	18.39	18.39	18.39	18.39
ELEC	PM	10.50	10.50	10.50	10.50	10.50	10.50
GAS CHRg upto 3.3719 MMBUT	MMBTU	128.70	128.70	0.00	128.70	128.70	128.70
GAS CHRg 3.3719 - 6.7438 MMBUT	MMBTU	257.40	257.40	0.00	257.40	257.40	257.40
GAS CHRg 6.7438 - 10.1157 MMBUT	MMBTU	257.40	257.40	0.00	257.40	257.40	257.40
GAS CHRg10.1157 - 13.4876 MMBUT	MMBTU	702.00	702.00	0.00	702.00	702.00	702.00
GAS	PM	702.00	702.00	0.00	702.00	702.00	702.00
GAS	PM	409.50	409.50	0.00	409.50	409.50	409.50
KEROSENE OIL	LTR	85.00	75.00	75.00	66.00	80.00	90.00
FIREWOOD WHOLE	40 KG.	470.00	500.00	400.00	625.00	500.00	450.00
CHAIR SHESHAM WOOD WITH ARMS **	EACH	2150.00	2900.00	1800.00	2900.00	3000.00	1400.00
CHAIR PLASTIC (CHAIRMAN) AVERAGE QUALITY	EACH	650.00	950.00	800.00	1450.00	850.00	850.00
TABLE SHESHAM WOOD (4X2X5") ***	EACH	3100.00	4100.00	3600.00	7800.00	10000.00	6000.00
SOFASET WOODEN WITH FOAM SEAT **	SET	15500.00	18000.00	15000.00	28500.00	16000.00	20000.00
COT IRON (WITH NIWAR)AV.QLTY.	EACH	1450.00	2100.00	2000.00	3900.00	2200.00	2500.00
ALMIRAH (STEEL) 6'X3' 20 GUAGE	EACH	12500.00	11000.00	8500.00	14500.00	12000.00	8000.00
DINNING TABLE 6 CHAIRS A.QLTY	SET	30000.00	24500.00	14000.00	33000.00	25000.00	30000.00
SINGLE BED WITHOUT FOAM MED.	EACH	5750.00	5750.00	4000.00	9250.00	6500.00	6500.00
MATRRESS SINGLE(4"THICK)	EACH	5075.00	5000.00	4500.00	5700.00	5700.00	5700.00
FARSHI DARI 12'X9' AV.QLTY	EACH	1275.00	1350.00	1500.00	1950.00	1500.00	1300.00
DARI COTTON (6'x2 1/2') AV.QL	EACH	375.00	550.00	725.00	1550.00	800.00	450.00
CARPET PLAIN AV. QLTY	SQFT.	25.00	37.50	55.00	27.50	42.00	35.00

Contd.

7.11 Intercity Consumer Prices July, 2016

Description	Unit	Vehari	Sargodha	Mianwali	Bahawal- pur	Bahawal- nagar	R.Y. Khan
QUILT (LIHAF) 3 KG. COTTON	EACH	950.00	1650.00	1000.00	1350.00	1200.00	800.00
BLANKET (90" x 54")	EACH	4750.00	4750.00	3200.00	4900.00	4400.00	4000.00
BEDSHEET SINGLE BED SUP.QLTY	EACH	625.00	775.00	500.00	1450.00	700.00	500.00
BED SHEET DOUBLE WITH TWO PILLOW COVERS SUP QLTY	SET	1225.00	1350.00	850.00	2250.00	2500.00	1800.00
TOWEL(3'x2') AV. QALTY	EACH	285.00	190.00	280.00	187.50	450.00	300.00
CEILING FAN 48" SUPER QLTY **	EACH	2900.00	3750.00	3350.00	2600.00	3395.00	3000.00
PEDESTAL FAN 22" SUPER QLTY	EACH	4500.00	4350.00	4000.00	4000.00	4870.00	4300.00
REFG. DAWLENCE 10 CFT. D.DOOR	EACH	30400.00	30000.00	28500.00	29200.00	32400.00	30500.00
D-FREEZER WAVES 8 CFT.	EACH	34000.00	30000.00	0.00	31000.00	30500.00	29000.00
AIRCONDITIONER 1.5 TON PEL	EACH	35000.00	35000.00	41000.00	38500.00	38500.00	41000.00
SPLIT AIR CONDITIONER 1.5 TON (SPECIFY BRAND NAME)	EACH	47400.00	33825.00	41000.00	46000.00	45000.00	43000.00
AIRCOOLER SUPER ASIA	EACH	15000.00	14750.00	10000.00	14600.00	16500.00	11375.00
WASHING MACHINE SINGER	EACH	15600.00	16500.00	15000.00	18650.00	15850.00	18650.00
SEWING MACHINE(SINGER)	EACH	6050.00	5810.00	5210.00	5995.00	6200.00	6900.00
GIZER LARGE SIZE 30 GALLON CAPACITY SUP QLTY	EACH	23000.00	19500.00	14800.00	18000.00	17500.00	17200.00
GAS BURNER DOUBLE SPFY.BRAND	EACH	1650.00	1900.00	1550.00	1750.00	2200.00	2000.00
ELECT. IRON PHILIPS MDL.1120	EACH	2250.00	2500.00	1600.00	1400.00	2000.00	2200.00
ELECTRIC JUICER FOR APPLE	EACH	7800.00	4250.00	6500.00	4800.00	6000.00	4270.00
S.STEEL DEGHCHI MEDIUM SIZE ***	EACH	750.00	475.00	525.00	1150.00	570.00	570.00
ALUMINIUM COOKING PAN (DEGCHI) MED SIZE	EACH	595.00	475.00	500.00	1050.00	1500.00	1500.00
NON STICK COOKING PAN (DEGCHI) SUP. QLTY	EACH	765.00	825.00	800.00	2100.00	1600.00	1600.00
FRYING PAN STEEL AVG. QLTY MED. SIZE	EACH	290.00	235.00	350.00	700.00	570.00	570.00
TAWA IORN (MEDIUM SIZE) AVG. QLTY	EACH	325.00	210.00	350.00	350.00	350.00	235.00
S.STEEL PLATE A.QLTY.(M.SIZE)	EACH	72.50	55.00	90.00	95.00	75.00	75.00
TABLE SPOON S.STEEL SUP.QLTY.	DOZEN	437.50	525.00	300.00	587.50	450.00	360.00
WATER SET JUG+6 GLASSES (OMROC)	SET	520.00	500.00	600.00	675.00	415.00	412.00
TEA SET PAK. CHINAWARE 21 PCS.	SET	2000.00	1900.00	1500.00	2300.00	1950.00	2100.00
DINNER SET PLASTIC 72 PIECES SUPERIOR QLTY	SET	5550.00	5500.00	7000.00	7250.00	7800.00	7400.00
HOTPOT SET PLASTIC 3 PCS.	SET	1475.00	1450.00	1200.00	2050.00	1250.00	1250.00
BUCKET(BALT) PLASTIC MED.SIZ	EACH	325.00	375.00	300.00	462.50	370.00	220.00
LOTA PLASTIC (MED SIZE) AVERAGE QUALITY	EACH	55.00	50.00	70.00	75.00	80.00	50.00
PRESURE COOKER 4 LTR.	EACH	1675.00	1300.00	1225.00	2100.00	1580.00	1580.00
WATER COOLER 9/10 LTR.PLASTIC ***	EACH	675.00	675.00	800.00	975.00	600.00	480.00
THERMOS STARVAC 1 LTR	EACH	475.00	450.00	400.00	600.00	450.00	450.00
BULB PHILIPS 100-WATTS	EACH	31.25	30.00	30.00	30.00	30.00	30.00
TUBE LIGHT PHILIPS 40 WATTS	EACH	100.00	100.00	110.00	100.00	100.00	100.00
ELECTRIC BLUBS "0" WATTE LOCAL	EACH	20.00	27.50	20.00	20.00	20.00	25.00
ELECTRIC BLUB ENERGY SAVER 14 WATTS	EACH	165.00	175.00	150.00	167.50	170.00	175.00
WASHING SOAP 250 GMS SPECIFY BRAND NAME	EACH	40.00	40.00	35.00	40.00	40.00	40.00
SURF EXCEL 400 GMS POLY BAG	EACH	130.00	104.00	125.00	104.00	104.00	130.00
WASHING POWDER 1000 GRM	EACH	185.00	150.00	150.00	185.00	185.00	185.00
WASHING POWDER (WHEEL/ BONUS) 100 GRAMS	EACH	90.00	90.00	90.00	90.00	90.00	90.00
CLEANSER POWDER VIM 1000 GM	PKT.	83.33	77.77	72.00	83.33	83.33	83.30
FINIS 500 ML	BOTTLE	160.00	218.75	155.00	237.50	250.00	200.00
PHNYLE TYPHONE/FINIS/CARRANITE 3 LITRES	BOTTLE	145.00	150.00	170.00	165.00	160.00	160.00
HARPIC	BOTTLE	150.00	150.00	150.00	150.00	150.00	150.00
BOOT POLISH CHERRY/KIWI 50ML	EACH	125.00	105.00	105.00	125.00	100.00	100.00
ROBIN BLUE (35 GRAMS)	PKT.	50.00	55.00	50.00	55.00	50.00	50.00
TISSU PAPER PERFUMED 100 PCS.	PKT	110.00	105.00	135.00	110.00	120.00	110.00
TOILET PAPER ROLL (R.PETEL)	P/ROLL	40.00	37.50	40.00	40.00	40.00	40.00
BOOT POLISH LIQUID CHEERY BLOSSOM KIWI 75 ML	BOTTLE	150.00	150.00	130.00	150.00	150.00	150.00
MATCH BOX SMALL	EACH	3.00	2.50	2.00	2.50	2.00	2.00
DRY CELL 1.5 VOLT(LOCAL)	EACH	25.00	25.00	25.00	20.00	30.00	25.00
HAND STITCHING NEEDLE M.SIZE	PACKET	10.00	10.00	9.00	10.00	6.00	6.00
SEWING MACHINE NEEDLE (SINGER)	EACH	5.00	5.00	5.00	5.00	8.50	8.50
HOUSEHOLD SERVANT FEMALE P/T	P/MNTH	1500.00	3750.00	2500.00	2000.00	2000.00	1500.00
MARRIAGE HALL WITH FURNITURE	P/HEAD	125.00	170.00	60.00	95.00	105.00	90.00
SEPTRAN TABLETS	10TAB.	16.10	18.00	19.00	19.30	19.30	19.30
BRUFEN TABS 200-MG.	10TAB.	12.00	10.00	10.00	10.00	10.00	10.00
PANADOL TAB. EXTRA/PLAIN	10TAB.	12.00	12.00	12.00	12.00	12.00	12.00

Contd.

7.11 Intercity Consumer Prices July, 2016

Description	Unit	Vehari	Sargodha	Mianwali	Bahawal- pur	Bahawal- nagar	R.Y. Khan
DISPRIN TAB.	10TAB.	12.40	12.00	12.40	12.40	12.40	12.40
TRISIL TAB.	10 TAB	10.00	10.00	10.00	10.00	10.00	10.00
FLAGYL TAB. 200 MG.	10TAB.	10.00	11.20	10.00	10.00	10.00	10.00
VENTOLIN TAB. 2MG.	10TAB.	9.90	10.00	10.00	10.00	10.00	10.00
DAONIL TAB. 5 MG.	10TAB.	16.92	17.00	17.00	16.92	17.00	16.66
ENTOX TAB.	10TAB.	10.00	10.00	10.00	10.00	10.00	10.00
RENITEC TAB. 5 MG.	10TAB.	58.50	58.50	58.50	58.50	58.50	58.50
CAC. 1000 TAB	BOTTLE	122.00	122.00	122.00	122.00	122.00	122.00
AMOXIL CAPSOLE 250 MG.S	10CAP.	35.70	36.00	35.60	35.60	35.70	35.70
CALCIUM SYRUP SANDOZ	BOTTLE	64.00	64.00	64.00	64.00	64.00	64.00
LEDERPLEX SYRUP	BOTTLE	35.00	35.00	35.00	35.00	35.00	35.00
SANCOS SYRUP (50 ML.)	BOTTLE	30.00	30.00	30.00	30.00	30.00	30.00
PHENERGAN SYRUP 120 ML.	BOTTLE	33.00	33.00	34.00	33.00	33.00	33.00
CALPOL SYRUP 60 ML.	BOTTLE	28.00	28.00	28.00	28.00	28.00	28.00
HYDRYLLIN SYRUP 120 ML.	BOTTLE	65.00	65.00	65.00	65.00	65.00	65.00
POLYFAX EYE OINTMENT	TUBE	21.00	21.00	21.00	21.00	21.00	21.00
BETNESOL EYE DROPS	BOTTLE	33.89	33.89	33.89	33.89	33.89	33.87
EAR DROPS (CARDISPORINE) ***	BOTTLE	21.00	21.00	21.00	21.00	21.00	21.00
BETNOVATE-N OINTMENT 5 GMS	TUBE	16.67	17.00	16.00	16.68	16.00	16.00
BURNOL CREAM 30 GRM	TUBE	16.00	16.00	16.00	16.00	16.00	16.00
VICKS VAPORUB/BALM	BOTTLE	36.00	36.00	36.00	36.00	36.00	36.00
GLYCRINE SMALL BOTTLE	BOTTLE	20.00	20.00	25.00	20.00	25.00	20.00
JOUHAR JOSHANDA	PKT.	8.00	8.00	8.00	8.00	8.00	8.00
GALXOS-D (450 GRMS)	PKT.	157.50	157.50	140.00	157.50	157.50	157.50
GRIPE-WATER WOODWARDS	BOTTLE	55.00	55.00	55.00	55.00	55.00	55.00
SANIPLAST ONE PUTTY	EACH	2.00	2.00	2.00	2.00	1.50	1.50
O.R.S. (NIMCOL)	PKT.	17.00	17.00	17.00	17.00	17.00	15.00
DETTOL (MEDIUM)	BOTTLE	46.80	46.00	46.80	46.80	46.80	46.80
COTTON BANDAGE 2" - 4"	EACH	8.00	5.00	10.00	7.00	10.00	8.00
THERMOMETER CHINA	EACH	45.00	50.00	50.00	50.00	40.00	40.00
DOCTOR (MBBS) CLINIC FEE	P/PAT.	100.00	175.00	300.00	200.00	300.00	300.00
URINE TEST (DR) CHARGES	P/TEST	50.00	50.00	60.00	90.00	50.00	60.00
BLOOD TEST (CP) CHARGES	P/TEST	225.00	275.00	250.00	225.00	120.00	100.00
SUGAR TEST (RANDOM/FASTING BOTH) CHARGES	P/TEST	60.00	100.00	140.00	120.00	100.00	150.00
ECG CHARGES	P/TEST	200.00	225.00	225.00	200.00	150.00	150.00
X-RAY (CHEST) CHARGES	P/X-RAY	300.00	350.00	350.00	250.00	200.00	250.00
CAR SUZUKI 800 CC (W/O. A/C)	EACH	651800.00	636500.00	636500.00	650800.00	645000.00	640000.00
CAR SUZUKI 1000 CC	EACH	1094000.00	1050000.00	1050000.00	1119000.00	1044000.00	1070200.00
CAR TOYOTA 1300 CC	EACH	0.00	1645500.00	1441000.00	1658000.00	0.00	1620000.00
CAR HONDA CIVIC	EACH	0.00	2160000.00	0.00	0.00	2125000.00	2150000.00
MOTORCYCLE HONDA CD-70.	EACH	63500.00	63500.00	63500.00	63500.00	63500.00	63500.00
MOTORCYCLE YAMAHA 100CC.	EACH	79500.00	79500.00	79500.00	80500.00	84500.00	85000.00
MOTOR CYCLE HERO 70 CC	EACH	43000.00	42500.00	44500.00	47500.00	50000.00	50000.00
BICYCLE WITH TYRES & TUBES	EACH	7200.00	7750.00	7500.00	7350.00	7800.00	7900.00
TYRE CAR WITH TUBE GENERAL	EACH	3700.00	2700.00	3200.00	3800.00	2500.00	2500.00
TYRE MOTOR CYCLE WITHOUT TUBE	EACH	962.50	875.00	1250.00	1125.00	1000.00	925.00
TYRE CYCLE SPECIFY BRAND NAME	EACH	345.00	400.00	350.00	350.00	350.00	350.00
TYRE CAR W/O TUBE	EACH	2650.00	3250.00	2800.00	3500.00	2500.00	2500.00
PETROL SUPER	LITRE	65.10	64.80	65.90	65.45	65.70	66.40
HIGH SPEED DIESEL HSD	LITRE	73.30	72.95	73.90	74.10	74.40	74.90
CNG	K.G.	67.50	67.50	0.00	67.50	67.50	67.50
GAS CYLINDER STAND. SIZE	EACH	850.00	900.00	900.00	880.00	830.00	925.00
MOTOR CYCLE SERVICE CHARGES	EACH	175.00	290.00	300.00	360.00	250.00	250.00
CAR SERVICE CHARGES	EACH	275.00	325.00	400.00	350.00	250.00	300.00
TYRE PUNCTURE CHARGES	EACH	50.00	80.00	100.00	70.00	90.00	60.00
CYCLE OVERHAULING CHARGES	EACH	195.00	325.00	350.00	200.00	300.00	150.00
CAR TAX FOR 800CC TO 1300CC	YEARLY	2650.00	2650.00	2650.00	2650.00	2650.00	2650.00
TRAIN FARE ECO. 1-100 KM.	P/KM.	0.68	0.68	0.68	0.68	0.00	0.68
TRAIN FARE ECO. 101-500 KM.	P/KM.	0.98	0.98	0.98	0.98	0.00	0.98
TRAIN FARE ECO. > 500 KM.	P/KM.	0.89	0.89	0.89	0.89	0.00	0.89

Contd.

7.11 Intercity Consumer Prices July, 2016

Description	Unit	Vehari	Sargodha	Mianwali	Bahawal- pur	Bahawal- nagar	R.Y. Khan
TRAIN FARE IST SLP. 1-100KM	P/KM.	2.10	2.10	2.10	2.10	0.00	2.10
TRAIN FARE IST SLP.101-500 KM	P/KM.	2.59	2.59	2.59	2.59	0.00	2.59
TRAIN FARE IST SLP. > 500 KM	P/KM.	1.99	1.99	1.99	1.99	0.00	1.99
TRAIN FARE A/C SLP. 1-100KM.	P/KM	5.76	5.76	5.76	5.76	0.00	5.76
TRAIN FARE A/C SLP.101-500KM	P/KM.	4.59	4.59	4.59	4.59	0.00	4.59
TRAIN FARE A/C SLP > 500KM.	P/KM	4.16	4.16	4.16	4.16	0.00	4.16
PLATEFORM TICKET	EACH	10.00	10.00	10.00	10.00	0.00	10.00
AUTO RICKSHAW FARES	KM/MIN	35.00	50.00	60.00	80.00	50.00	40.00
FULL TONGA CHARGES	KM/MIN	0.00	0.00	75.00	70.00	0.00	0.00
TAXI 4 SEATER FARE	KM/MIN	50.00	50.00	50.00	60.00	100.00	90.00
BUS FARE MIN (WITHIN CITY)	TICKET	0.00	9.00	0.00	0.00	0.00	0.00
BUS FARE MAX (WITHIN CIT	TICKET	0.00	21.00	0.00	0.00	0.00	21.00
BUS FARE OUTSIDE CITY	P/KM.	0.86	0.86	0.86	0.86	0.86	0.86
A/C BUS FARE OUTSIDE CITY	P/KM.	1.37	2.00	1.20	1.51	1.00	1.33
MINIBUS FARE MIN.WITH IN CITY	TICKET	0.00	0.00	0.00	0.00	0.00	0.00
MINIBUS FARE MAX.WITH IN CITY	TICKET	0.00	0.00	0.00	0.00	0.00	0.00
SUZUKI FARE MIN.WITH IN CITY	TICKET	0.00	13.75	15.00	12.00	10.00	0.00
SUZUKI FARE MAXIMUM W.IN CITY	TICKET	0.00	15.00	25.00	18.00	25.00	0.00
AIR FARE ECONOMY CLASS.	P/KM.	0.00	19.26	0.00	19.26	0.00	0.00
POSTAL ENVELOPE DOMESTIC	EACH	8.00	8.00	8.00	8.00	8.00	8.00
ENVELOPE FOR SAUDI ARABIA	EACH	50.00	50.00	50.00	50.00	50.00	50.00
POSTAL REGISTRATION CHARGES	EACH	38.00	38.00	30.50	38.00	38.00	38.00
U.M.S. REG CHARGES MIN.	EACH	59.00	59.00	59.00	59.00	59.00	59.00
T.C.S. CH. MIN.WITH IN ZONE	EACH	160.00	150.00	150.00	150.00	150.00	150.00
TELEPHONE CHARGES LOCAL CALL	P/CALL	3.94	3.94	3.94	3.94	3.94	3.94
TEL CHARGES OUT SIDE CITY	P/CALL	3.94	3.94	3.94	3.94	3.94	3.94
INTERNET CHARGES	P/HOUR	50.00	40.00	45.00	50.00	27.50	27.50
MOBILE CELL CHARGES	P/UNIT	3.00	3.00	3.00	4.50	2.50	3.06
FAX CHARGES (LOCAL)	P/PAGE	20.00	25.00	15.00	15.00	20.00	10.00
TELEPHONE SET AV. QLTY	EACH	1275.00	900.00	525.00	1150.00	800.00	650.00
MOBILE SET NOKIA/SONY/ERICSON/SAMSUNG WITHOUT CAMERA	EACH	3155.00	2600.00	3200.00	5200.00	3650.00	3650.00
T.V. 20" COLORED WEGA H-A21.	EACH	19000.00	22000.00	23250.00	23800.00	18000.00	17500.00
T.V 20" COLOR CHINA/KORIA)	EACH	6650.00	6500.00	14250.00	15300.00	13000.00	12000.00
V.C.P. PANASONIC/LG/NAT	EACH	0.00	0.00	6500.00	5500.00	5000.00	0.00
DVD/VCD PLAYER PANASONIC/LG	EACH	4100.00	5750.00	4500.00	4950.00	5000.00	5500.00
RADIO WITH C.PLAYER NATIONAL	EACH	1500.00	4500.00	3000.00	2100.00	1800.00	1250.00
PERSONNEL COMPUTER (BRANDED)	EACH	45000.00	20000.00	43250.00	35000.00	65000.00	50000.00
VID. CASSETTE BLK. TDK/SONY	EACH	280.00	165.00	150.00	200.00	180.00	100.00
COM. C.D. (TDK/IMATION)	EACH	77.50	55.00	30.00	45.00	50.00	35.00
TAPE RECORDER CASSETTE BLANK	EACH	75.00	50.00	50.00	55.00	50.00	40.00
VIDEO GAME SEGA 16 BYTE	EACH	1200.00	0.00	1500.00	1650.00	1150.00	1150.00
CINEMA A/C. HIGH CLASS	TICKET	0.00	110.00	0.00	0.00	0.00	0.00
CINEMA NON-A/C HIGH CLASS	TICKET	0.00	0.00	0.00	35.00	0.00	30.00
CABLE CHARGES	PER MONT	300.00	250.00	250.00	275.00	300.00	250.00
TV.LICENCE FEE DOMESTIC	YEARLY	420.00	420.00	420.00	420.00	420.00	420.00
ENGLISH BOOK CLASS V1	EACH	77.00	77.00	77.00	77.00	77.00	77.00
ENGLISH BOOK CLASS IX OR X	EACH	130.00	130.00	130.00	130.00	130.00	130.00
ENG. BOOK IST.YR COMPLETE SET	EACH	84.00	84.00	84.00	84.00	84.00	84.00
ENGLISH BOOK BA/B.SC	EACH	178.00	178.00	178.00	178.00	178.00	178.00
URDU BOOK CLASS V (T.B.BORD)	EACH	59.00	59.00	59.00	59.00	59.00	59.00
URDU BOOK CLASS IX/X(T.B.B)	EACH	139.00	139.00	139.00	139.00	139.00	139.00
URDU BOOK IST.YEAR/INTER	EACH	53.00	53.00	53.00	53.00	53.00	53.00
URDU BOOK BA/B.SC	EACH	140.00	140.00	140.00	140.00	140.00	140.00
MATHS BOOK CALSS V (T.B.B)	EACH	78.00	78.00	78.00	78.00	78.00	78.00
MATHS BOOK CLASS IX OR X	EACH	279.00	279.00	279.00	279.00	279.00	279.00
MATHS BOOK IST.YEAR (T.B.B)	EACH	156.00	156.00	156.00	156.00	156.00	156.00
PAKISTAN STUDIES BOOK BA/B.SC	EACH	125.00	125.00	125.00	125.00	125.00	125.00
DAILY "DAWN"	P/COPY	19.00	19.00	19.00	19.00	19.00	19.00
DAILY "JANG"	P/COPY	12.00	12.00	12.00	12.00	12.00	12.00
DAILY "NAWA-E-WAQT"	P/COPY	12.00	12.00	12.00	12.00	12.00	12.00

Contd.

7.11 Intercity Consumer Prices July, 2016

Description	Unit	Vehari	Sargodha	Mianwali	Bahawal- pur	Bahawal- nagar	R.Y. Khan
WEEKLY "AKHBAR-E-JAHAN"	P/COPY	55.00	55.00	55.00	55.00	55.00	55.00
WEEKLY "MAG"	P/COPY	45.00	45.00	45.00	45.00	50.00	45.00
MONTHLY "NAUNEHAL DIGEST"	P/COPY	35.00	35.00	35.00	35.00	35.00	35.00
PAPER FOOLSCAPE (27"x17")	QUIRE	50.00	60.00	45.00	27.50	50.00	50.00
EXERCISE BOOK LINED 80/100 PGS	EACH	50.00	60.00	45.00	70.00	70.00	70.00
PENCILGOLDFISH/DEER	EACH	6.50	6.50	6.00	5.00	7.50	7.00
PEN INK DOLLOR 57 ML BOTTLE	EACH	20.00	20.00	20.00	20.00	25.00	25.00
PHOTOSTATE PAPER 70 GM	PRT	310.00	350.00	330.00	280.00	350.00	360.00
BALL PEN (local)	EACH	5.00	7.00	6.00	5.00	8.00	8.00
FOUNTAIN PEN HERO/WINGS/CHINA	EACH	50.00	50.00	45.00	45.00	50.00	50.00
PRIVATE SCHOOL FEE ENGLISH MEDIUM AVERAGE STANDARD (CLASS I)	PER MONTH	1225.00	1100.00	1200.00	3342.50	1250.00	1500.00
PRIVATE SCHOOL FEE ENGLISH MEDIUM AVERAGE STANDARD (CLASS V)	PER MONTH	1287.50	1500.00	1600.00	3342.50	1262.50	2000.00
PRIVATE SCHOOL FEE ENGLISH MEDIUM AVERAGE STANDARD (CLASS VI)	PER MONTH	1350.00	1650.00	2000.00	3392.50	1350.00	2200.00
PRIVATE SCHOOL FEE ENGLISH MEDIUM AVERAGE STANDARD (CLASS X)	PER MONTH	1537.50	2250.00	2420.00	3517.50	1850.00	2500.00
PRIVATE MEDICLE COLLEGE FEE MBBS (1ST YEAR)	PER MONTH	0.00	0.00	0.00	0.00	0.00	0.00
PRIVATE ENGINEERING COLLEGE FEE (ISTR YEAR)	PER MONTH	0.00	0.00	14800.00	0.00	0.00	0.00
GOVT. COLLEGE FEE 1ST. YEAR	MONTH	50.00	50.00	50.00	50.00	50.00	50.00
GOVT. COLLEGE FEE 4TH. YEAR	MONTH	60.00	60.00	60.00	60.00	60.00	60.00
GOVT. UNIVERSITY FEE MSC.	MONTH	183.33	80.00	100.00	110.00	110.00	110.00
GOVT. MED. COLLEGE FEE MBBS	MONTH	0.00	0.00	0.00	1289.00	0.00	1050.00
GOVT. ENGG. COLL. FEE I YEAR	MONTH	0.00	600.00	0.00	2000.00	0.00	500.00
COACHING FEE FOR CLASS IX/X	PER MONTH	1800.00	500.00	2500.00	1500.00	1100.00	1000.00
COACHING CHARGES FOR CLASS 1ST YEAR/INTER (SCIENCE)	PER MONTH	1800.00	900.00	2800.00	1750.00	1500.00	1200.00
COACHING CHARGES FOR CLASS 1ST YEAR/INTER (COMMERCE)	PER MONTH	2500.00	600.00	1000.00	1500.00	1500.00	1000.00
I.T. TUITION FEES	PER MONTH	3150.00	1166.00	0.00	2417.00	0.00	2000.00
MBA TUITION FEES	PER MONTH	3150.00	1916.66	0.00	2750.00	0.00	4585.00
BREAD TANDOORI ST. SIZE	EACH	5.00	6.50	7.00	5.00	7.00	6.00
COOKED MUTTON (AV. HOTEL)	PLATE	150.00	325.00	140.00	125.00	150.00	150.00
COOKED BEEF (AV. HOTEL)	PLATE	115.00	110.00	120.00	70.00	120.00	70.00
COOKED DAL (AV. HOTEL)	PLATE	50.00	45.00	50.00	50.00	40.00	52.50
CHICKEN BIRYANI FULL/DOUBLE	PLATE	152.50	120.00	170.00	125.00	150.00	120.00
TEA PREPARED (ORDINARY)	CUP	20.00	20.00	20.00	15.00	20.00	20.00
HAIRCUT CHARGES FOR MEN	P/CUT	90.00	90.00	50.00	95.00	60.00	60.00
BEAUTY PORL HAIR STYL CHARGE	P/STY.	262.50	275.00	250.00	390.00	300.00	300.00
SHAVING CHARGES	PER SHV	40.00	55.00	40.00	50.00	30.00	30.00
LIPSTICK S.MISS/MEDORA	EACH	110.00	110.00	110.00	90.00	120.00	120.00
NAIL POLISH S.MISS/MEDORA	EACH	70.00	115.00	95.00	95.00	60.00	60.00
PERFUME MED.SIZE MEDORA/BROACH	EACH	200.00	200.00	120.00	200.00	200.00	200.00
HAIR-OIL AMLA/CHAMBELI	BOTTLE	120.00	120.00	110.00	120.00	120.00	120.00
TOILET SOAP LUX 95 GRAMS	EACH	32.00	33.00	32.00	34.70	38.00	35.15
TOILET SOAP LIFEBOUY 140 GRM	EACH	37.00	37.00	37.00	37.00	37.00	37.00
TOILET SOAP SAFEGUARD BATH SIZE	EACH	46.00	46.00	46.00	46.00	46.00	46.00
TOOTHPASTE MACKLINES 70 GRM	EACH	50.00	50.00	50.00	50.00	50.00	50.00
TOOTHPAST MED SIZE CLGATE 70 GMS	EACH	65.00	65.00	40.00	60.67	65.00	65.00
TOOTHBRUSH SHEILD A/PLAQUE	EACH	45.00	40.00	50.00	25.00	35.00	25.00
TOOTHPOWDER DENTONIC 90 GRM	EACH	32.00	32.00	25.00	32.00	32.00	28.00
HAIR-COLOUR BEGIN (6 GMS)	EACH	105.00	105.00	100.00	105.00	105.00	105.00
HAIR COLOUR (KALAKOLA)	BOTTLE	130.00	130.00	120.00	130.00	130.00	130.00
FACECREAM POND'S (MEDIUM)	EACH	120.00	120.00	120.00	120.00	120.00	120.00
TALC POWDER VICE ROAY,B.CAT	EACH	152.50	150.00	145.00	145.00	150.00	160.00
BLADE TREET ORDINARY 10'S	PKT.	35.00	40.00	40.00	30.00	35.00	30.00
BLADE 7-O-CLOCK STAIN. 5'S	PKT.	30.00	30.00	35.00	35.00	35.00	30.00
SHAMPOO SUNSILK/PAINTIN 100 ML	BOTTLE	99.00	110.00	99.00	110.00	111.00	111.00
BEAUTY CREAM (FAIR & LOVELY)	EACH	185.00	185.00	175.00	185.00	185.00	185.00
HAIR REMOVING CREAM (EU-CREAM)	TUBE	70.00	60.00	70.00	65.00	65.00	60.00
GEL MEDIUM SIZE	BOTTLE	60.00	115.00	200.00	100.00	135.00	100.00
DISPOSABLE RAZOR GILLET-II	EACH	45.00	40.00	45.00	40.00	45.00	42.00
SHAVING CREAM TOUCH-ME/ADM.	EACH	65.00	65.00	65.00	65.00	65.00	65.00
GOLD TEZABI 24 CT	10 GM.	43295.00	44325.00	44500.00	42850.00	43296.00	44478.00
SILVER TEZABI 24 CT	10 GM.	604.00	650.00	650.00	626.00	600.00	630.00
ARTIFICIAL JEWELLARY SET	SET	637.50	600.00	1000.00	725.00	1000.00	300.00
WRIST WATCH GENTS CITIZEN (ORIGINAL) ***	EACH	3500.00	7000.00	4100.00	6600.00	3200.00	3200.00
WRIST WATCH LADIES CITIZEN (ORIGINAL) ***	EACH	3500.00	7000.00	4100.00	6500.00	3200.00	3200.00
WALL CLOCK QUARTZ AV.QLTY	EACH	662.50	612.50	600.00	1100.00	500.00	500.00
SUITCASE REXIN (24"x16"x6")	EACH	945.00	1850.00	1700.00	1600.00	1800.00	1500.00
TRUNK MEDIUM SIZE ***	EACH	943.75	1800.00	2000.00	1800.00	1400.00	1400.00
PURSE LADIES (LEATHER) AVERAGE QUALITY	EACH	660.00	650.00	700.00	1100.00	1300.00	1200.00

7.11 Intercity Consumer Prices July, 2016

Description	Unit	Karachi	Hyder- abad	Nawab- shah	Mirpur-khas	Mithi	Sukkar	Larkana	Dadu
WHEAT	10 KG.	360.00	330.00	347.50	300.00	306.25	312.50	300.00	330.00
WHEAT FLOUR FINE/SUPERIOR.	KG.	48.31	47.00	46.25	49.00	49.00	40.00	45.00	40.00
WHEAT FLOUR AVG. QLTY	KG.	42.46	40.00	38.75	37.00	38.00	39.00	40.00	35.00
WHEAT FLOUR BAG	10 KG.	420.00	400.00	367.00	370.00	390.00	370.00	362.50	400.00
MAIDA	KG.	51.54	50.00	48.75	45.00	47.50	65.00	45.00	45.00
SUJI	KG.	51.54	50.00	48.75	45.00	46.50	60.00	50.00	50.00
BESAN AV. QLTY.	KG.	156.15	175.63	160.00	170.00	172.50	160.00	150.00	150.00
RICE BASMATI SUP. QLTY.	KG.	151.92	130.00	110.00	105.00	105.00	140.00	100.00	120.00
RICE BASMATI 385/386	KG.	84.81	70.00	70.00	60.00	62.50	65.00	57.50	60.00
RICE BASMATI BROKEN AV.QLTY	KG.	69.13	66.56	90.50	50.00	47.50	65.00	60.00	40.00
RICE IRRI-6 (SINDH/PUNJAB)	KG.	43.46	40.00	51.25	40.00	41.00	52.50	34.00	30.00
VERMICELLI	KG.	85.87	80.00	82.50	85.00	85.00	80.00	65.00	100.00
BREAD PLAIN MEDIUM SIZE	EACH	45.00	44.00	50.00	45.00	45.00	50.00	45.00	50.00
RUSK (PAPAY)	KG.	188.27	175.00	200.00	140.00	150.00	230.00	250.00	240.00
BISCUITS-PACKED	PKT	40.00	35.00	35.00	35.00	35.00	35.00	37.50	35.00
BISCUIT-BAKERY (LOOSE)	250 GM	87.12	77.50	90.00	50.00	50.00	60.00	130.00	60.00
CORNFLAKS FAUJI 225 GM.	PKT	171.00	166.50	198.00	180.00	180.00	176.00	195.00	162.00
SAMOSAS (VEGATABLE)	EACH	12.87	10.00	7.25	12.00	9.00	11.00	15.00	15.00
PASTRY AV.QLTY.	EACH	25.19	19.00	20.00	15.00	11.00	12.50	37.50	20.00
PATTIES (VEGATABLES)	EACH	17.65	10.50	10.00	15.00	11.00	12.50	30.00	10.00
NIMCO	250 GM	88.46	60.00	90.00	60.00	60.00	70.00	80.00	50.00
CHIPS	250 GM	97.31	70.00	100.00	60.00	60.00	75.00	87.50	60.00
BEEF WITH BONE AV.QLTY.	KG	373.46	310.00	350.00	240.00	0.00	310.00	300.00	300.00
MUTTON AV.QLTY.	KG	673.65	618.75	595.00	600.00	550.00	590.00	600.00	600.00
CHICKEN FARM BROILER (LIVE)	KG	160.67	150.00	197.50	128.00	148.00	140.00	150.00	160.00
FISH-RAHU MEDIUM SIZE	KG	326.73	253.13	300.00	300.00	325.00	290.00	275.00	300.00
MILK FRESH (UNBOILED)	LTR.	82.77	80.00	90.00	75.00	65.00	75.00	80.00	90.00
CURD	KG.	120.00	106.00	108.75	90.00	80.00	90.00	95.00	100.00
MILK TETRA PACK 1/2 LTR.	PKT.	60.00	50.00	60.00	60.00	60.00	60.00	60.00	60.00
LACTOGEN 400 GRAMS	PKT.	425.00	425.00	420.00	420.00	427.50	430.00	425.00	430.00
POWDER MILK NIDO 400GM.	PKT	380.00	380.00	370.00	360.00	360.00	380.00	379.48	380.00
MILK POWDER LOOSE/PACKED	KG.	506.54	562.50	560.00	480.00	480.00	480.00	712.50	370.00
BUTTER LOCAL PACKED	50 GM.	25.92	25.00	38.00	32.50	25.00	27.50	27.00	30.00
EGGS FARM	DOZ	89.31	80.00	87.50	84.00	104.00	92.00	100.00	80.00
MUSTARD OIL AV.QLTY.	KG.	166.83	140.00	157.50	127.50	132.50	127.50	200.00	160.00
COOKING OIL (DALDA)	2.5LTR	468.00	469.00	440.00	490.00	490.00	468.00	455.00	450.00
COOKING OIL (PAKWAN) OTHER BRAND SPECIFY	2.5 LTR	435.00	345.00	355.00	420.00	430.00	468.00	380.00	400.00
VEGETABLE GHEE TIN	2.5KG.	453.00	452.00	460.00	480.00	480.00	453.00	440.00	450.00
VEGETABLE GHEE (LOOSE)	KG.	142.60	150.00	155.00	150.00	150.00	140.00	120.00	120.00
DATES AV.QLTY.	KG.	221.54	135.00	150.00	145.00	135.00	175.00	180.00	200.00
PISTACHIO AV.QLTY.	50 GM.	145.00	120.00	107.50	70.00	77.50	150.00	117.50	120.00
ALMONDS WHOLE AV.QLTY.	KG.	1173.08	600.00	1200.00	700.00	725.00	850.00	1350.00	700.00
COCONUT DRY AV.QLTY.	KG.	316.54	220.00	242.50	210.00	217.50	280.00	240.00	280.00
RAISINS AV.QLTY.	50 GM.	27.50	20.00	23.75	20.00	20.00	25.00	20.00	20.00
GROUNDNUTS (WITH SHELL)	KG.	253.85	145.00	140.00	140.00	150.00	240.00	145.00	150.00
MALTA/MOSAMBI	DOZ	0.00	0.00	0.00	0.00	0.00	0.00	0.00	0.00
KINNU	DOZ	0.00	0.00	0.00	0.00	0.00	0.00	0.00	0.00
APPLE	KG	149.62	102.50	112.50	135.00	145.00	150.00	125.00	140.00
ALOO BUKHARA	KG	176.35	200.00	180.00	155.00	165.00	180.00	120.00	140.00
POMEGRANATE (ANNAR)	KG	0.00	0.00	0.00	0.00	0.00	0.00	0.00	0.00
GRAPES	KG	236.73	200.00	200.00	190.00	205.00	200.00	200.00	200.00
BANANAS	DOZ	81.54	71.25	42.50	55.00	55.00	75.00	85.00	60.00
MANGO KALMI	KG	103.46	90.00	0.00	90.00	110.00	80.00	100.00	120.00
GUAVA	KG	0.00	0.00	0.00	0.00	0.00	0.00	0.00	0.00
WATERMELON (TURBOOZ)	KG	34.23	37.50	32.50	27.50	17.50	20.00	50.00	50.00
MUSKMELON (KHARBOOZA)	KG	40.19	24.38	48.75	22.50	27.50	40.00	45.00	40.00
SWEETMELON (GARMA)	KG	0.00	0.00	0.00	0.00	0.00	0.00	50.00	0.00
PULSE MASOOR (WHOLE)	KG.	144.81	111.88	140.00	130.00	132.50	130.00	110.00	120.00
PULSE MASOOR (WASHED)	KG.	154.62	145.00	152.50	140.00	142.50	155.00	135.00	140.00
PULSE MOONG (WASHED)	KG.	166.92	149.38	157.50	150.00	162.50	160.00	160.00	140.00
PULSE MASH (WASHED)	KG.	272.31	262.50	260.00	240.00	247.50	290.00	240.00	240.00
PULSE GRAM	KG.	151.73	160.00	127.50	150.00	160.00	165.00	150.00	150.00
GRAM WHOLE BLACK AV.QLTY.	KG.	148.08	140.00	70.00	140.00	142.50	160.00	150.00	100.00
GRAM WHOLE YELLOW AV.QLTY	KG.	182.31	180.00	122.50	220.00	215.00	180.00	205.00	160.00

Contd.

7.11 Intercity Consumer Prices July, 2016

Description	Unit	Karachi	Hyder- abad	Nawab- shah	Mirpur-khas	Mithi	Sukkar	Larkana	Dadu
BEANS (LAL LOBIA)	KG.	143.65	112.50	118.75	102.50	112.50	155.00	150.00	160.00
POTATOES	KG	29.71	28.13	21.25	27.50	27.50	25.00	29.00	25.00
ONION	KG	29.13	27.19	32.50	27.50	27.50	22.50	30.00	25.00
TURNIP	KG	0.00	0.00	0.00	0.00	0.00	0.00	0.00	0.00
RADISH	KG	0.00	0.00	0.00	0.00	0.00	0.00	0.00	0.00
TOMATOES	KG	62.88	52.50	31.25	46.25	52.50	55.00	60.00	60.00
CABBAGE	KG	0.00	0.00	0.00	0.00	0.00	0.00	0.00	0.00
CAULIFLOWER	KG	0.00	0.00	0.00	0.00	0.00	0.00	0.00	0.00
BRINJAL	KG	57.12	40.00	47.50	35.00	37.50	50.00	40.00	40.00
PUMPKIN	KG	55.38	43.75	47.50	55.00	0.00	40.00	30.00	40.00
BOTTLEGOURD	KG	95.00	65.00	55.00	45.00	47.50	50.00	40.00	40.00
LADY FINGER	KG	90.77	81.25	82.50	90.00	90.00	80.00	80.00	80.00
PEAS	KG	0.00	0.00	0.00	0.00	0.00	0.00	0.00	0.00
SPINACH	KG	0.00	0.00	0.00	0.00	0.00	0.00	0.00	0.00
TINDA	KG	70.77	60.00	62.50	80.00	75.00	50.00	32.50	30.00
TURAI	KG	70.58	41.88	37.50	80.00	82.50	60.00	39.00	40.00
KARAILA	KG	66.35	43.75	65.00	55.00	52.50	80.00	60.00	60.00
ARVI	KG	95.00	80.00	107.50	105.00	0.00	70.00	80.00	90.00
CHILLIES GREEN	KG	84.62	50.00	70.00	37.50	37.50	60.00	59.00	70.00
CARROT	KG	0.00	0.00	0.00	0.00	0.00	0.00	0.00	0.00
COCUMBER (KHEERA)	KG	67.50	58.13	80.00	110.00	82.50	50.00	50.00	40.00
LEMON	250GM	52.12	30.00	42.50	32.50	42.50	30.00	25.00	30.00
SUGAR REFINED	KG.	67.06	64.00	58.75	65.00	65.00	66.50	65.00	62.00
GUR AV.QLTY	KG.	93.27	82.50	67.50	82.50	82.50	80.00	80.00	80.00
HONEY LANGANESE 500 GM.	BOTTLE	808.65	800.00	830.00	740.00	740.00	750.00	820.00	800.00
MIL0 200 GM.	BOTTLE	210.00	215.00	180.00	209.00	190.00	206.00	225.00	200.00
CUSTARD POWDER RAFHAN 300 GM.	PKT	75.00	75.00	75.00	85.00	85.00	75.00	80.00	80.00
TOFFEE (HILAL)	EACH	1.00	1.00	1.00	1.00	1.00	1.00	2.00	1.00
CHOWKELATE CANDY (SMALL SIZE)	EACH	5.00	5.00	10.00	5.00	5.00	5.00	5.00	5.00
SWEETMEAT (MIXED)	KG	491.35	380.00	385.00	325.00	290.00	380.00	480.00	400.00
ICE CREAM WALLS	CUP.	40.00	40.00	41.25	40.00	40.00	40.00	45.00	40.00
ICE	KG	10.00	10.00	20.00	10.00	10.00	9.00	17.50	10.00
JAM AHMED/MITCHELLES	BOTTLE	130.00	130.00	130.00	140.00	140.00	130.00	135.00	130.00
SQUASH-MITCHELLES	BOTTLE	165.00	160.00	140.00	160.00	160.00	150.00	150.00	150.00
ROOH AFZA	BOTTLE	160.00	160.00	160.00	160.00	160.00	175.00	152.50	160.00
JAM-E-SHIREEN	BOTTLE	170.00	170.00	150.00	160.00	160.00	170.00	152.50	160.00
SAUNF	50 GM	22.58	20.00	20.00	10.00	12.00	20.00	20.00	20.00
CINAMON LOOSE AV. QLTY	50 GM.	32.50	25.00	40.00	20.00	20.00	30.00	19.00	20.00
CUMINSEED WHITE NATIONAL	50 GM.	52.00	52.00	53.75	50.00	50.00	52.00	60.00	54.00
PEPPER BLACK NATIONAL	50 GM.	96.00	105.00	96.00	100.00	100.00	96.00	110.00	100.00
CLOVES LOOSE AV.QLTY	50 GM.	78.37	90.00	87.50	63.75	62.50	80.00	80.00	90.00
CARDAMOM LARGE LOOSE AV.QLTY	50 GM.	175.00	120.00	160.00	140.00	150.00	150.00	110.00	90.00
CARDAMOM SMALL AV.QLTY	50 GM.	84.04	80.00	92.50	60.00	65.00	80.00	80.00	70.00
SALT-POWDERED (LAHORI) LOOSE	KG.	12.00	10.00	13.50	10.00	10.00	10.00	10.00	12.00
SALT POWDERED (NATIONAL/SHAN)	PKT	25.00	25.00	28.00	20.00	20.00	25.00	25.00	25.00
CHILLIES POWD.NATIONAL 200GM	PKT	105.00	105.00	105.00	105.00	105.00	105.00	105.00	105.00
CHILLIES POWDER LOOS	KG.	322.31	282.50	242.50	220.00	225.00	265.00	235.00	260.00
CORRIANDER SEED POWD.NATIONAL	PKT	104.00	104.00	104.00	104.00	104.00	104.00	104.00	104.00
CORRIANDER SEED (LOOSE)	KG.	267.50	200.00	257.50	170.00	175.00	240.00	240.00	240.00
TURMERIC POWD.NATIONAL 50GM	PKT.	35.00	35.00	35.00	35.00	35.00	35.00	35.00	35.00
CURRY POWD. NATIONAL 200 GM	PKT.	86.00	87.00	86.00	86.00	86.00	87.00	86.00	86.00
TOMATO KETCHUP AHMED/MITCHL	BOTTLE	80.00	75.00	70.00	85.00	85.00	90.00	120.00	90.00
PICKLES AHMED/MITCHELLES	BOTTLE	120.00	105.00	104.00	90.00	90.00	115.00	120.00	125.00
VINEGAR SYNTHETIC (SIRKA)	BOTTLE	60.00	50.00	90.00	65.00	65.00	80.00	90.00	85.00
GARLIC	KG	268.08	195.00	180.00	365.00	365.00	240.00	350.00	180.00
GINGER	KG	102.31	105.00	150.00	115.00	125.00	120.00	130.00	160.00
TAPAL DANEDAR TEA 200GM PACKET	PKT	157.89	157.89	176.00	150.00	150.00	158.00	155.78	158.00
TEA LIPTON YELLOW LABEL 200GM.	PKT.	157.89	157.89	180.00	150.00	150.00	158.00	175.00	158.00
TEA LOOSE KENYA AV.QLTY 250GM.	PKT.	149.23	130.00	157.50	150.00	175.00	130.00	125.00	135.00
COFFEE-NESCAFE 75 GM. **	BOTTLE	350.00	300.00	320.00	300.00	300.00	320.00	315.00	360.00
COLD DRINK (STANDARD SIZ)	BOTTLE	25.00	25.00	25.00	25.00	25.00	25.00	25.00	25.00
FRUIT JUICE TETRA PACK	PKT.	18.23	20.00	20.00	15.00	15.00	15.00	20.00	20.00
MINERAL WATER NESTLE 1.5 LTR	BOTTLE	50.00	50.00	50.00	50.00	50.00	47.50	45.00	50.00
CIGARETTES K-2 10'S **	PKT	65.00	65.00	60.00	65.00	65.00	65.00	60.00	60.00

Contd.

7.11 Intercity Consumer Prices July, 2016

Description	Unit	Karachi	Hyder- abad	Nawab- shah	Mirpur-khas	Mithi	Sukkar	Larkana	Dadu
CIGARETTES CAPSTAN 10'S **	PKT	75.00	75.00	75.00	70.00	70.00	78.00	67.00	70.00
CIGARETTES GOLD LEAF 20'S	PKT	135.00	140.00	140.00	140.00	140.00	125.00	125.00	130.00
CIGARETTES MORVEN GOLD 20'S	PKT	75.00	75.00	70.00	70.00	70.00	78.00	67.00	70.00
BETEL LEAVES	50GM.	89.62	70.00	70.00	80.00	105.00	86.25	80.00	100.00
BETEL NUTS	KG.	292.31	275.00	320.00	400.00	390.00	400.00	280.00	350.00
LONG CLOTH 57" GUL AHMED/AL-KARAM	METER	181.15	225.00	300.00	170.00	170.00	230.00	195.00	230.00
SHIRTING AV.QLTY.	METER	162.31	140.00	205.00	100.00	95.00	120.00	150.00	130.00
PANT CLOTH W & WEAR AV.QLTY	METER	384.90	387.50	450.00	300.00	300.00	450.00	350.00	300.00
LAWN PRINTED GUL AHMED/AL-KARAM	METER	415.00	240.00	400.00	270.00	275.00	375.00	333.00	230.00
GEORGETTE AV.QLTY	METER	114.71	110.00	225.00	135.00	135.00	150.00	130.00	100.00
LINEN AV.QLTY ***	METER	159.23	130.00	150.00	140.00	150.00	140.00	175.00	110.00
HEAVY WT SUITING LAWERNCPUR AVG QLTY	METER	2200.00	1250.00	1400.00	1400.00	1400.00	1250.00	1100.00	900.00
HEAVY WT SUITING LAWERNCPUR SUP QLTY	METER	2700.00	2250.00	2300.00	1400.00	1500.00	1500.00	1300.00	1300.00
TROPICAL SUITING LAW.PUR	METER	1475.00	1100.00	926.00	900.00	900.00	1000.00	900.00	750.00
PANT BOY 24"/26" LENGTH.	EACH	593.27	420.00	900.00	400.00	350.00	400.00	450.00	590.00
SHIRT BOY 24"/26" LENGTH	EACH	481.73	375.00	800.00	300.00	300.00	400.00	430.00	450.00
SCHOOL UNI. PANT,SHIRT BOYS	SUIT	776.92	683.33	937.50	700.00	700.00	600.00	700.00	590.00
SCHOOL UNI. KAMEEZ,SHAL.BOYS	SUIT	619.23	633.33	850.00	600.00	600.00	600.00	700.00	475.00
SCHOOL UNI. KAMEEZ,SHAL.GIRL	SUIT	676.92	562.50	900.00	700.00	725.00	600.00	700.00	560.00
FROCK W/WEAR GIRLS	EACH	1321.15	1200.00	900.00	600.00	500.00	900.00	600.00	800.00
AWAMI-SUIT W & W(BOY) 24"/26	SUIT	1030.77	700.00	1037.50	800.00	750.00	900.00	700.00	685.00
AWAMI-SUIT W&W (GENTS)AV.QLTY	SUIT	1811.54	1200.00	1600.00	1200.00	1000.00	1000.00	875.00	960.00
PULLOVER GENTS OXFORD/BON.	EACH	3100.00	2410.00	3200.00	2000.00	2000.00	2200.00	1300.00	2750.00
PULLOVER LADIES OXFORD/BON.	EACH	3060.00	2310.00	3000.00	1800.00	1800.00	2000.00	1800.00	2300.00
PULLOVER (GENTS) OTHERS A.QTY	EACH	917.31	900.00	1575.00	600.00	700.00	800.00	700.00	600.00
SECOND-HAND COAT FOR MEN	EACH	410.58	300.00	262.50	425.00	525.00	400.00	375.00	300.00
SECONDHAND SWEETER FOR MEN DUP QLTY	EACH	265.96	140.00	412.50	325.00	325.00	225.00	275.00	200.00
SECONDHAND WINTER JACKET	EACH	457.69	225.00	462.50	280.00	265.00	400.00	375.00	250.00
UNDERWEAR AV.QLTY MEDIUM SIZE	EACH	177.69	76.88	180.00	80.00	77.50	110.00	150.00	60.00
VEST FOR MEN AV.QLTY.	EACH	184.62	95.00	117.50	80.00	70.00	100.00	120.00	100.00
VEST/SHAMEEZ (WOMEN) AVG. QLTY	EACH	146.54	150.00	350.00	75.00	72.50	120.00	150.00	140.00
SOCKS NYLON (PAKISTANI)	PAIR	76.54	60.00	110.00	80.00	52.50	90.00	90.00	50.00
BRASSIER AV.QLTY.	EACH	180.00	111.25	250.00	137.50	82.50	135.00	180.00	100.00
BRASSIER SUP QLTY	EACH	335.00	200.00	400.00	365.00	365.00	300.00	280.00	200.00
DOPATTA GEORGETTE AV.QLTY.	EACH	243.08	200.00	350.00	325.00	310.00	225.00	300.00	250.00
DOPATTA COTTON AV GLTY	EACH	265.38	150.00	300.00	225.00	260.00	175.00	250.00	200.00
CHADDAR (W/WEAR) (2x2.5 MTR)	EACH	515.38	312.50	1000.00	350.00	350.00	275.00	520.00	350.00
LUNGI/DHOTI(COTTON) AVG. QLTY	EACH	318.27	287.50	300.00	350.00	310.00	250.00	480.00	250.00
HANDKERCHIEF AVG. QLTY PAK	EACH	53.08	30.00	60.00	42.50	45.00	50.00	50.00	50.00
HANDKERCHIEF SUP. QLTY PAK	EACH	86.15	60.00	120.00	65.00	60.00	77.50	100.00	120.00
GLOVES AV QLTY	PAIR	57.69	60.00	82.50	75.00	65.00	90.00	55.00	100.00
AZARBAND COTTON AVG. QLTY	EACH	15.00	11.00	23.75	11.00	9.00	20.00	27.50	15.00
SEWING THREAD/REEL(ASLI PARI)	EACH	7.00	6.00	7.00	10.00	10.00	7.00	7.00	8.00
WASHING CHARGES PAINT & SHIRT	SUIT	73.08	105.00	50.00	60.00	50.00	55.00	100.00	40.00
DRY CLEANING SUIT COAT PANT	SUIT	319.23	263.33	150.00	200.00	200.00	250.00	280.00	160.00
WASHING CH. (KAMIZ-SHALWAR)	PAIR	73.46	75.00	80.00	50.00	50.00	50.00	62.50	30.00
TAILORING SHIRT	EACH	454.81	356.25	450.00	200.00	250.00	400.00	375.00	350.00
TAILORING CHARGES PANT (MEN)	EACH	738.46	696.88	500.00	250.00	250.00	600.00	550.00	600.00
TAILORING COAT-PANT SUIT	SUIT	5288.46	3450.00	4000.00	3000.00	3000.00	4000.00	3500.00	3200.00
TAILORING AWAMI-SUIT (MALE)	SUIT	644.23	646.88	600.00	400.00	300.00	550.00	650.00	500.00
TAILORING SUIT FEMALE	SUIT	709.62	456.25	500.00	400.00	300.00	550.00	650.00	250.00
GENTS SHOES PAUL BATA	PAIR	1199.00	1199.00	1199.00	1199.00	1199.00	1199.00	1199.00	1199.00
GENTS SANDAL BATA	PAIR	699.00	699.00	699.00	699.00	699.00	699.00	699.00	699.00
GENTS SPOUNG CHAPPAL BATA	PAIR	179.00	179.00	179.00	179.00	179.00	179.00	179.00	179.00
LADIES SANDAL BATA	PAIR	499.00	499.00	499.00	499.00	499.00	499.00	499.00	499.00
LADIES SPOUNG CHAPPAL BATA	PAIR	179.00	179.00	179.00	179.00	179.00	179.00	179.00	179.00
CHILD SHOE POWER LITE BATA	PAIR	599.00	599.00	599.00	599.00	599.00	599.00	599.00	599.00
GENTS SHOE, ART 1109 SERVICE	PAIR	999.00	999.00	999.00	999.00	999.00	999.00	999.00	999.00
NYLON JOGGER 27 SIZE 2-5 ***	PAIR	1299.00	1299.00	1299.00	1299.00	1299.00	1299.00	1299.00	1299.00
CHINA FOOT WEAR AV. QLTY (MALE) *	PAIR	780.77	550.00	600.00	450.00	400.00	500.00	750.00	800.00
CHINA FOOT WEAR AV. QLTY (FEMALE) *	PAIR	763.46	400.00	400.00	250.00	240.00	425.00	300.00	450.00
CHINA FOOT WEAR AV. QLTY (CHILDREN) *	PAIR	630.77	400.00	380.00	200.00	220.00	425.00	300.00	591.00
SHOE REPAIR HALF SOLE	PAIR	135.38	80.00	82.00	70.00	50.00	65.00	180.00	50.00
SHOES POLISH CHARGES AVERAGE SHOP	PAIR	22.12	20.00	20.00	12.50	10.00	15.00	20.00	10.00

Contd.

7.11 Intercity Consumer Prices July, 2016

Description	Unit	Karachi	Hyder- abad	Nawab- shah	Mirpur-khas	Mithi	Sukkar	Larkana	Dadu
HOUSE RENT (combined)	MONTH	10702.00	5735.00	3556.00	4749.00	3364.00	5824.00	4500.00	3319.00
rent 2	pm	10702.00	5735.00	3556.00	4749.00	3364.00	5824.00	4500.00	3319.00
RENT3	PM	10702.00	5735.00	3556.00	4749.00	3364.00	5824.00	4500.00	3319.00
RENT4	PM	10702.00	5735.00	3556.00	4749.00	3364.00	5824.00	4500.00	3319.00
RENT5	PM	10702.00	5735.00	3556.00	4749.00	3364.00	5824.00	4500.00	3319.00
RENT6	PM	10702.00	5735.00	3556.00	4749.00	3364.00	5824.00	4500.00	3319.00
SYNTHETIC ENEMAL ROBIALAC BALTI 3.64 LTR.	EACH	1880.00	1609.50	1600.00	1850.00	1850.00	1900.00	2100.00	1700.00
SYNTHETIC ENEMAL ICI BALTI 3.64 LTR.	EACH	1880.00	2070.00	1890.00	1850.00	1850.00	1900.00	2050.00	1700.00
CEMENT (LOCAL) SPECIFY BRAND NAME	BAG	561.54	550.00	570.00	550.00	550.00	545.00	560.00	550.00
BRICKS (NEW) IST CLASS	P/1000	11000.00	5000.00	6000.00	4450.00	5100.00	5000.00	4800.00	3188.75
CEMENT BLOCKS (6"x8"x12")	P/100	3046.15	2550.00	3800.00	0.00	0.00	0.00	0.00	2600.00
BAJREE	100CFT	4769.23	2862.50	2800.00	3300.00	4750.00	3500.00	4000.00	2500.00
SAND (BLACK PIT SAND)	K100CFT	0.00	1250.00	2500.00	0.00	2000.00	1500.00	1300.00	2000.00
TIMBER SHESHAM LOG IST QUALITY	cubmt.	56000.00	38860.00	28000.00	0.00	0.00	37022.00	44143.00	55500.00
IRON BAR (M.S. BAR) 1/2"	P/TON	61980.77	62000.00	76000.00	61500.00	62000.00	60000.00	62000.00	62000.00
CARPANTER WAGE RATE	P/DAY	861.54	1000.00	900.00	700.00	600.00	750.00	800.00	600.00
MASON (RAJ) WAGE RATE	P/DAY	1061.54	1000.00	1000.00	700.00	600.00	750.00	800.00	1000.00
UNSKILLED LABOUR WAGE RATE	P/DAY	630.77	600.00	450.00	400.00	400.00	387.50	400.00	400.00
PLUMBER WAGE RSTE	P/DAY	861.54	1000.00	800.00	700.00	600.00	750.00	600.00	450.00
ELECTICIAN WAGE RATE PER DAY **	P/DAY	700.00	1000.00	700.00	0.00	0.00	0.00	600.00	400.00
ELECTICIAN WAGE RATE PER POINT **	P/PNT	159.23	100.00	200.00	100.00	75.00	87.50	120.00	60.00
WATER CHARGES PER HOUSE	P/MONTH	117.50	230.00	40.00	20.00	200.00	57.50	150.00	35.00
ELECT.CHARGES UPTO 50 UNITS	P/UNIT	2.00	2.00	2.00	2.00	2.00	2.00	2.00	2.00
ELECT.CHARGES 01 - 100 UNIT	P/UNIT	6.18	6.18	6.18	6.18	6.18	6.18	6.18	6.18
ELECT.CHARGES 101 - 300 UNIT	P/UNIT	9.54	8.11	9.54	9.54	9.54	9.54	9.54	9.54
ELECT.CHARGES 301 - 1000 UNIT	P/UNIT	16.39	16.39	16.39	16.39	16.39	16.39	16.39	16.39
ELECT.CHARGES ABOVE 1000 UNIT	P/UNIT	18.39	18.39	18.39	18.39	18.39	18.39	18.39	18.39
ELEC	PM	10.50	10.50	10.50	10.50	10.50	10.50	10.50	10.50
GAS CHRg upto 3.3719 MMBUT	MMBTU	128.70	128.70	128.70	128.70	0.00	128.70	128.70	128.70
GAS CHRg 3.3719 - 6.7438 MMBUT	MMBTU	257.40	257.40	257.40	257.40	0.00	257.40	257.40	257.40
GAS CHRg 6.7438 - 10.1157 MMBUT	MMBTU	257.40	257.40	257.40	257.40	0.00	257.40	257.40	257.40
GAS CHRg10.1157 - 13.4876 MMBUT	MMBTU	702.00	702.00	702.00	702.00	0.00	702.00	702.00	702.00
GAS	PM	702.00	702.00	702.00	702.00	0.00	702.00	702.00	702.00
GAS	PM	409.50	409.50	409.50	409.50	0.00	409.50	409.50	409.50
KEROSENE OIL	LTR	97.88	80.00	87.50	83.00	88.00	69.50	85.00	130.00
FIREWOOD WHOLE	40 KG.	615.38	550.00	450.00	460.00	410.00	400.00	400.00	450.00
CHAIR SHESHAM WOOD WITH ARMS **	EACH	1861.54	900.00	2000.00	1000.00	1100.00	2000.00	2550.00	1300.00
CHAIR PLASTIC (CHAIRMAN) AVERAGE QUALITY	EACH	880.77	650.00	800.00	500.00	650.00	700.00	850.00	800.00
TABLE SHESHAM WOOD (4X2X5") ***	EACH	6653.85	3616.67	6000.00	2700.00	2900.00	4500.00	7900.00	5500.00
SOFASET WOODEN WITH FOAM SEAT **	SET	19384.62	11166.67	18000.00	13500.00	12500.00	12500.00	16000.00	20000.00
COT IRON (WITH NIWAR)AV.QLTY.	EACH	2544.23	1500.00	2500.00	2000.00	2000.00	2250.00	3500.00	2600.00
ALMIRAH (STEEL) 6'X3' 20 GUAGE	EACH	9826.92	6416.67	10000.00	6750.00	7150.00	12000.00	10000.00	14000.00
DINNING TABLE 6 CHAIRS A.QLTY	SET	15615.38	13500.00	21000.00	11000.00	11000.00	19500.00	17250.00	25000.00
SINGLE BED WITHOUT FOAM MED.	EACH	6153.85	5533.33	6800.00	3500.00	3800.00	12500.00	5000.00	6500.00
MATRESS SINGLE(4"THICK)	EACH	5200.00	4750.00	4800.00	6100.00	6100.00	4500.00	5000.00	6100.00
FARSHI DARI 12'X9' AV.QLTY	EACH	1492.31	866.67	1450.00	850.00	850.00	900.00	1350.00	800.00
DARI COTTON (6'x2 1/2") AV.QL	EACH	565.38	323.33	700.00	400.00	500.00	350.00	575.00	300.00
CARPET PLAIN AV. QLTY	SQFT.	66.73	36.00	45.00	35.00	40.00	32.50	90.00	20.00
QUILT (LIHAF) 3 KG. COTTON	EACH	1619.23	512.50	900.00	600.00	700.00	1000.00	875.00	580.00
BLANKET (90" x 54")	EACH	2907.69	2500.00	4125.00	2000.00	2200.00	3750.00	3100.00	3500.00
BEDSHEET SINGLE BED SUP.QLTY	EACH	832.69	333.33	700.00	400.00	400.00	500.00	850.00	600.00
BED SHEET DOUBLE WITH TWO PILLOW COVERS SUP QLTY	SET	1592.31	575.00	1300.00	600.00	600.00	900.00	1500.00	1100.00
TOWEL(3'x2') AV. QALTY	EACH	266.35	180.00	300.00	140.00	150.00	225.00	220.00	150.00
CEILING FAN 48" SUPER QLTY **	EACH	3500.00	2800.00	3000.00	2900.00	2900.00	2850.00	3950.00	2600.00
PEDESTAL FAN 22" SUPER QLTY	EACH	4600.00	4000.00	3800.00	4000.00	4000.00	3850.00	3800.00	3800.00
REFG. DAWLENCE 10 CFT. D.DOOR	EACH	33000.00	30900.00	28000.00	28500.00	28500.00	33500.00	32000.00	28500.00
D-FREEZER WAVES 8 CFT.	EACH	28100.00	27900.00	28000.00	28000.00	28000.00	30000.00	33000.00	26000.00
AIRCONDITIONER 1.5 TON PEL	EACH	40000.00	44000.00	43000.00	35000.00	35000.00	52000.00	47000.00	55000.00
SPLIT AIR CONDITIONER 1.5 TON (SPECIFY BRAND NAME)	EACH	44500.00	46000.00	44500.00	39000.00	39000.00	45000.00	49000.00	44000.00
AIRCOOLER SUPER ASIA	EACH	10500.00	9000.00	9000.00	8800.00	9000.00	12300.00	12500.00	11000.00
WASHING MACHINE SINGER	EACH	15800.00	15600.00	14700.00	15600.00	15600.00	15900.00	15600.00	14700.00
SEWING MACHINE(SINGER)	EACH	6795.00	6095.00	5200.00	7200.00	7200.00	6500.00	5860.00	5200.00
GIZER LARGE SIZE 30 GALLON CAPACITY SUP QLTY	EACH	21000.00	22650.00	22000.00	15000.00	15000.00	17000.00	19800.00	17000.00
GAS BURNER DOUBLE SPFY.BRAND	EACH	2198.08	1500.00	1800.00	1600.00	1700.00	1800.00	1750.00	2000.00

Contd.

7.11 Intercity Consumer Prices July, 2016

Description	Unit	Karachi	Hyder- abad	Nawab- shah	Mirpur-khas	Mithi	Sukkar	Larkana	Dadu
ELECT. IRON PHILIPS MDL.1120	EACH	1600.00	1700.00	2000.00	1200.00	1500.00	1700.00	2500.00	2000.00
ELECTRIC JUICER FOR APPLE	EACH	5163.46	3600.00	6000.00	3000.00	3000.00	1700.00	5000.00	3500.00
S.STEEL DEGHCHI MEDIUM SIZE ***	EACH	715.38	500.00	700.00	480.00	490.00	600.00	560.00	500.00
ALUMINIUM COOKING PAN (DEGCHI) MED SIZE	EACH	715.38	450.00	362.00	370.00	380.00	450.00	560.00	450.00
NON STICK COOKING PAN (DEGCHI) SUP. QLTY	EACH	915.38	550.00	1000.00	550.00	560.00	550.00	560.00	900.00
FRYING PAN STEEL AVG. QLTY MED. SIZE	EACH	381.73	200.00	350.00	260.00	260.00	300.00	460.00	200.00
TAWA IORN (MEDIUM SIZE) AVG. QLTY	EACH	365.38	218.75	312.50	250.00	250.00	300.00	375.00	180.00
S.STEEL PLATE A.QLTY.(M.SIZE)	EACH	93.27	40.63	83.00	55.00	60.00	70.00	120.00	80.00
TABLE SPOON S.STEEL SUP.QLTY.	DOZEN	270.00	300.00	320.00	250.00	280.00	350.00	1200.00	250.00
WATER SET JUG+6 GLASSES (OMROC)	SET	615.38	400.00	787.50	350.00	370.00	550.00	500.00	600.00
TEA SET PAK. CHINAWARE 21 PCS.	SET	1624.62	950.00	1700.00	1250.00	1450.00	1750.00	1350.00	2500.00
DINNER SET PLASTIC 72 PIECES SUPERIOR QLTY	SET	7153.85	3000.00	5000.00	2600.00	2200.00	6250.00	4500.00	6200.00
HOTPOT SET PLASTIC 3 PCS.	SET	1330.77	1012.50	1200.00	1000.00	1000.00	1500.00	1800.00	1200.00
BUCKET(BALTI) PLASTIC MED.SIZ	EACH	415.38	270.00	700.00	300.00	290.00	300.00	450.00	300.00
LOTA PLASTIC (MED SIZE) AVERAGE QUALITY	EACH	83.46	50.00	60.00	50.00	50.00	67.50	57.50	50.00
PRESURE COOKER 4 LTR.	EACH	1861.54	1000.00	1800.00	850.00	900.00	1437.50	1800.00	1300.00
WATER COOLER 9/10 LTR.PLASTIC ***	EACH	615.38	400.00	927.00	600.00	630.00	600.00	500.00	500.00
THERMOS STARVAC 1 LTR	EACH	394.71	300.00	550.00	350.00	350.00	650.00	500.00	500.00
BULB PHILIPS 100-WATTS	EACH	35.00	30.00	30.00	30.00	30.00	30.00	30.00	40.00
TUBE LIGHT PHILIPS 40 WATTS	EACH	100.00	100.00	100.00	110.00	110.00	97.50	100.00	120.00
ELECTRIC BLUBS "0" WATTE LOCAL	EACH	25.00	25.00	25.00	20.00	20.00	22.00	20.00	20.00
ELECTRIC BLUB ENERGY SAVER 14 WATTS	EACH	170.00	190.00	160.00	110.00	110.00	155.00	170.00	120.00
WASHING SOAP 250 GMS SPECIFY BRAND NAME	EACH	14.00	30.00	36.00	25.00	25.00	26.00	30.00	30.00
SURF EXCEL 400 GMS POLY BAG	EACH	130.00	130.00	110.00	125.00	125.00	100.00	125.00	88.00
WASHING POWDER 1000 GRM	EACH	185.00	150.00	180.00	175.00	175.00	185.00	185.00	185.00
WASHING POWDER (WHEEL/ BONUS) 100 GRAMS	EACH	95.00	95.00	93.00	85.00	85.00	95.00	85.00	80.00
CLEANSER POWDER VIM 1000 GM	PKT.	70.00	77.77	75.00	70.00	70.00	70.00	70.00	80.00
FINIS 500 ML	BOTTLE	180.00	225.00	200.00	125.00	125.00	180.00	165.00	250.00
PHNYLE TYPHONE/FINIS/CARRANITE 3 LITRES	BOTTLE	120.00	120.00	180.00	110.00	110.00	135.00	130.00	150.00
HARPIC	BOTTLE	145.00	145.00	150.00	145.00	145.00	145.00	145.00	145.00
BOOT POLISH CHERRY/KIWI 50ML	EACH	105.00	122.22	100.00	100.00	100.00	102.50	100.00	100.00
ROBIN BLUE (35 GRAMS)	PKT.	35.00	25.67	35.00	30.00	30.00	30.00	30.00	45.00
TISSU PAPER PERFUMED 100 PCS.	PKT	123.08	110.00	100.00	90.00	90.00	100.00	150.00	100.00
TOILET PAPER ROLL (R.PETEL)	P/ROLL	42.00	32.00	35.00	40.00	35.00	35.00	40.00	30.00
BOOT POLISH LIQUID CHEERY BLOSSOM KIWI 75 ML	BOTTLE	140.00	135.00	150.00	120.00	120.00	140.00	130.00	150.00
MATCH BOX SMALL	EACH	2.00	2.00	3.00	3.00	3.00	2.50	2.50	2.00
DRY CELL 1.5 VOLT(LOCAL)	EACH	15.00	15.00	25.00	20.00	20.00	25.00	20.00	25.00
HAND STITCHING NEEDLE M.SIZE	PACKET	9.31	6.00	8.00	5.00	5.00	10.00	9.00	6.00
SEWING MACHINE NEEDLE (SINGER)	EACH	5.00	6.00	9.00	5.00	5.00	8.00	7.00	5.00
HOUSEHOLD SERVANT FEMALE P/T	P/MNTH	2653.85	1025.00	2000.00	800.00	800.00	1625.00	2000.00	1500.00
MARRIAGE HALL WITH FURNITURE	P/HEAD	301.54	95.63	70.00	90.00	60.00	150.00	150.00	80.00
SEPTRAN TABLETS	10TAB.	15.00	15.00	13.75	16.00	15.75	17.00	17.00	15.00
BRUFEN TABS 200-MG.	10TAB.	10.00	10.00	10.00	10.00	10.00	10.00	10.00	10.00
PANADOL TAB. EXTRA/PLAIN	10TAB.	12.00	12.00	10.00	12.00	12.00	12.00	12.00	12.00
DISPRIN TAB.	10TAB.	13.00	12.00	12.00	13.00	12.00	12.50	10.00	12.00
TRISIL TAB.	10 TAB	10.00	10.00	10.00	10.00	10.00	10.00	10.00	10.00
FLAGYL TAB. 200 MG.	10TAB.	10.00	10.00	10.00	10.00	10.00	10.00	10.00	10.00
VENTOLIN TAB. 2MG.	10TAB.	10.00	10.00	10.00	10.00	10.00	10.00	10.00	10.00
DAONIL TAB. 5 MG.	10TAB.	17.00	17.00	18.00	17.00	17.00	17.00	16.00	17.00
ENTOX TAB.	10TAB.	10.00	10.00	10.00	10.00	10.00	10.00	10.00	10.00
RENITEC TAB. 5 MG.	10TAB.	58.50	58.50	60.00	58.00	58.00	60.00	55.00	58.50
CAC. 1000 TAB	BOTTLE	122.00	122.00	122.00	122.00	122.00	122.00	122.00	122.00
AMOXIL CAPSOLE 250 MG.S	10CAP.	35.70	35.66	37.75	35.00	35.00	36.00	36.00	35.60
CALCIUM SYRUP SANDOZ	BOTTLE	64.00	64.00	64.00	64.00	64.00	64.00	64.00	64.65
LEDERPLEX SYRUP	BOTTLE	35.00	35.00	35.00	35.00	35.00	35.00	35.00	35.00
SANCOS SYRUP (50 ML.)	BOTTLE	30.00	30.00	30.00	30.00	30.00	30.00	30.00	30.00
PHENERGAN SYRUP 120 ML.	BOTTLE	33.00	33.00	33.00	33.00	33.00	33.00	33.00	33.00
CALPOL SYRUP 60 ML.	BOTTLE	28.00	28.00	28.00	28.00	28.00	28.00	28.00	28.00
HYDRYLLIN SYRUP 120 ML.	BOTTLE	65.00	65.00	65.00	65.00	65.00	65.00	65.00	65.00
POLYFAX EYE OINTMENT	TUBE	21.00	21.00	21.00	21.00	21.00	21.00	21.00	21.00
BETNESOL EYE DROPS	BOTTLE	33.89	33.89	33.89	33.89	33.89	33.89	33.89	33.89
EAR DROPS (CARDISPORINE) ***	BOTTLE	21.00	21.00	21.00	21.00	21.00	21.00	21.00	21.00
BETNOVATE-N OINTMENT 5 GMS	TUBE	16.68	16.00	16.00	16.00	16.00	16.00	16.00	16.00
BURNOL CREAM 30 GRM	TUBE	0.00	0.00	0.00	0.00	0.00	0.00	0.00	0.00

Contd.

7.11 Intercity Consumer Prices July, 2016

Description	Unit	Karachi	Hyder- abad	Nawab- shah	Mirpur-khas	Mithi	Sukkar	Larkana	Dadu
VICKS VAPORUB/BALM	BOTTLE	36.00	36.00	36.00	36.00	36.00	36.00	36.00	36.00
GLYCRINE SMALL BOTTLE	BOTTLE	20.00	25.00	30.00	20.00	15.00	15.00	15.00	15.00
JOUHAR JOSHANDA	PKT.	8.00	8.00	7.00	8.00	8.00	8.00	8.00	8.00
GALXOS-D (450 GRMS)	PKT.	157.50	157.50	140.00	150.00	150.00	157.50	140.00	145.00
GRIPE-WATER WOODWARDS	BOTTLE	55.00	55.00	50.00	55.00	55.00	55.00	50.00	55.00
SANIPLAST ONE PUTTY	EACH	2.00	2.00	2.00	1.00	1.00	2.00	2.00	2.00
O.R.S. (NIMCOL)	PKT.	17.00	17.00	15.00	17.00	17.00	15.00	17.00	17.00
DETTOL (MEDIUM)	BOTTLE	46.80	46.80	48.00	46.80	46.80	46.80	46.80	46.80
COTTON BANDAGE 2" - 4"	EACH	8.62	8.00	8.00	15.00	15.00	11.25	15.00	10.00
THERMOMETER CHINA	EACH	45.00	30.00	40.00	40.00	35.00	40.00	40.00	50.00
DOCTOR (MBBS) CLINIC FEE	P/PAT.	100.00	100.00	200.00	100.00	100.00	100.00	300.00	150.00
URINE TEST (DR) CHARGES	P/TEST	129.23	90.00	140.00	70.00	70.00	170.00	100.00	50.00
BLOOD TEST (CP) CHARGES	P/TEST	265.38	212.50	300.00	200.00	200.00	290.00	200.00	200.00
SUGAR TEST (RANDOM/FASTING BOTH) CHARGES	P/TEST	315.38	160.00	240.00	200.00	200.00	200.00	240.00	120.00
ECG CHARGES	P/TEST	361.54	213.13	350.00	200.00	200.00	350.00	200.00	200.00
X-RAY (CHEST) CHARGES	P/X-RAY	330.77	209.38	400.00	200.00	200.00	300.00	350.00	200.00
CAR SUZUKI 800 CC (W/O. A/C)	EACH	630000.00	630000.00	630000.00	630000.00	0.00	630000.00	632000.00	0.00
CAR SUZUKI 1000 CC	EACH	1044000.00	1044000.00	1044000.00	1044000.00	0.00	0.00	0.00	0.00
CAR TOYOTA 1300 CC	EACH	1767500.00	1767500.00	1767500.00	0.00	0.00	0.00	0.00	0.00
CAR HONDA CIVIC	EACH	2053000.00	0.00	2053000.00	0.00	0.00	0.00	0.00	0.00
MOTORCYCLE HONDA CD-70.	EACH	63500.00	63500.00	63000.00	63500.00	63500.00	63500.00	63500.00	63500.00
MOTORCYCLE YAMAHA 100CC.	EACH	78600.00	79300.00	0.00	0.00	0.00	78500.00	79300.00	0.00
MOTOR CYCLE HERO 70 CC	EACH	45000.00	43000.00	44000.00	44500.00	0.00	43000.00	43000.00	0.00
BICYCLE WITH TYRES & TUBES	EACH	6303.85	7600.00	9000.00	7500.00	7900.00	7600.00	7700.00	7000.00
TYRE CAR WITH TUBE GENERAL	EACH	3500.00	2800.00	3800.00	3000.00	3200.00	3200.00	3600.00	3650.00
TYRE MOTOR CYCLE WITHOUT TUBE	EACH	923.08	900.00	1210.00	1200.00	1225.00	900.00	900.00	750.00
TYRE CYCLE SPECIFY BRAND NAME	EACH	315.38	350.00	400.00	380.00	390.00	350.00	350.00	420.00
TYRE CAR W/O TUBE	EACH	2700.00	2700.00	3200.00	3100.00	3150.00	2700.00	2700.00	3350.00
PETROL SUPER	LITRE	64.21	64.21	64.21	64.21	64.21	64.21	64.21	64.21
HIGH SPEED DIESEL HSD	LITRE	72.46	72.46	72.46	72.46	72.46	72.46	72.46	72.46
CNG	K.G.	67.50	67.50	0.00	67.50	0.00	67.50	67.50	67.50
GAS CYLINDER STAND. SIZE	EACH	880.00	880.00	900.00	1000.00	1050.00	990.00	990.00	1100.00
MOTOR CYCLE SERVICE CHARGES	EACH	371.15	300.00	250.00	250.00	250.00	250.00	450.00	250.00
CAR SERVICE CHARGES	EACH	438.46	450.00	500.00	300.00	300.00	350.00	600.00	400.00
TYRE PUNCTURE CHARGES	EACH	50.00	60.00	70.00	70.00	50.00	75.00	80.00	80.00
CYCLE OVERHAULING CHARGES	EACH	203.85	300.00	275.00	200.00	200.00	200.00	300.00	200.00
CAR TAX FOR 800CC TO 1300CC	YEARLY	1750.00	1750.00	1750.00	1750.00	1750.00	1750.00	1750.00	1750.00
TRAIN FARE ECO. 1-100 KM.	P/KM.	0.68	0.68	0.68	0.68	0.00	0.68	0.68	0.68
TRAIN FARE ECO. 101-500 KM.	P/KM.	0.98	0.98	0.98	0.98	0.00	0.98	0.98	0.98
TRAIN FARE ECO. > 500 KM.	P/KM.	0.89	0.89	0.89	0.89	0.00	0.89	0.89	0.89
TRAIN FARE IST SLP. 1-100KM	P/KM.	2.10	2.10	2.10	2.10	0.00	2.10	2.10	2.10
TRAIN FARE IST SLP.101-500 KM	P/KM.	2.59	2.56	2.59	2.59	0.00	2.59	2.59	2.59
TRAIN FARE IST SLP. > 500 KM	P/KM.	1.99	1.99	1.99	1.99	0.00	1.99	1.99	1.99
TRAIN FARE A/C SLP. 1-100KM.	P/KM.	5.76	5.76	5.76	5.76	0.00	5.76	5.76	5.76
TRAIN FARE A/C SLP.101-500KM	P/KM.	4.59	4.59	4.73	4.59	0.00	4.59	4.59	4.59
TRAIN FARE A/C SLP > 500KM.	P/KM.	4.16	4.16	4.16	4.16	0.00	4.16	4.16	4.16
PLATEFORM TICKET	EACH	10.00	10.00	10.00	10.00	0.00	10.00	10.00	10.00
AUTO RICKSHAW FARES	KM/MIN	60.00	40.00	80.00	60.00	90.00	80.00	60.00	40.00
FULL TONGA CHARGES	KM/MIN	70.00	80.00	35.00	60.00	0.00	80.00	65.00	0.00
TAXI 4 SEATER FARE	KM/MIN	70.00	60.00	100.00	90.00	90.00	80.00	200.00	60.00
BUS FARE MIN (WITHIN CITY)	TICKET	10.00	10.00	0.00	10.00	0.00	0.00	0.00	0.00
BUS FARE MAX (WITHIN CIT	TICKET	15.00	15.00	0.00	10.00	0.00	0.00	0.00	0.00
BUS FARE OUTSIDE CITY	P/KM.	0.75	0.75	0.75	0.75	0.75	0.75	0.75	0.75
A/C BUS FARE OUTSIDE CITY	P/KM.	1.35	1.35	1.35	1.35	1.35	1.35	1.35	1.35
MINIBUS FARE MIN.WITH IN CITY	TICKET	10.00	10.00	0.00	0.00	0.00	0.00	0.00	0.00
MINIBUS FARE MAX.WITH IN CITY	TICKET	16.00	16.00	0.00	0.00	0.00	0.00	0.00	0.00
SUZUKI FARE MIN.WITH IN CITY	TICKET	10.00	10.00	0.00	10.00	0.00	10.00	10.00	0.00
SUZUKI FARE MAXIMUM W.IN CITY	TICKET	16.54	15.00	0.00	10.00	0.00	30.00	10.00	0.00
AIR FARE ECONOMY CLASS.	P/KM.	19.26	19.26	19.26	0.00	0.00	19.26	19.26	0.00
POSTAL ENVELOPE DOMESTIC	EACH	8.00	8.00	8.00	8.00	8.00	8.00	8.00	8.00
ENVELOPE FOR SAUDI ARABIA	EACH	50.00	50.00	50.00	50.00	50.00	50.00	50.00	45.00
POSTAL REGISTRATION CHARGES	EACH	38.00	28.00	28.00	28.00	28.00	28.00	38.00	28.00
U.M.S. REG CHARGES MIN.	EACH	59.00	59.00	59.00	59.00	59.00	59.00	59.00	59.00
T.C.S. CH. MIN.WITH IN ZONE	EACH	120.00	150.00	150.00	110.00	110.00	110.00	150.00	110.00

Contd.

7.11 Intercity Consumer Prices July, 2016

Description	Unit	Karachi	Hyder- abad	Nawab- shah	Mirpur-khas	Mithi	Sukkar	Larkana	Dadu
TELEPHONE CHARGES LOCAL CALL	P/CALL	3.94	3.94	3.94	3.94	3.94	3.94	3.94	3.94
TEL CHARGES OUT SIDE CITY	P/CALL	3.94	3.94	3.94	3.94	3.94	3.94	3.94	3.94
INTERNET CHARGES	P/HOUR	20.00	25.00	30.00	20.00	20.00	30.00	20.00	30.00
MOBILE CELL CHARGES	P/UNIT	3.00	3.00	3.06	3.00	3.00	3.00	3.50	3.06
FAX CHARGES (LOCAL)	P/PAGE	15.00	20.00	15.00	15.00	20.00	20.00	20.00	20.00
TELEPHONE SET AV. QLTY	EACH	1084.62	500.00	500.00	600.00	650.00	562.50	900.00	550.00
MOBILE SET NOKIA/SONY/ERICSON/SAMSUNG WITHOUT CAMERA	EACH	2600.00	2200.00	3200.00	2250.00	2300.00	2700.00	3200.00	2400.00
T.V. 20" COLORED WEGA H-A21.	EACH	19500.00	17300.00	4000.00	18000.00	18000.00	17500.00	20500.00	14000.00
T.V 20" COLOR CHINA/KORIA)	EACH	14000.00	10750.00	4000.00	10000.00	10000.00	12000.00	9000.00	11000.00
V.C.P. PANASONIC/LG/NAT	EACH	4000.00	5000.00	5000.00	6000.00	6000.00	5600.00	4800.00	4500.00
DVD/VCD PLAYER PANASONIC/LG	EACH	4500.00	3500.00	2000.00	3500.00	3000.00	4500.00	3000.00	2200.00
RADIO WITH C.PLAYER NATIONAL	EACH	2009.62	3500.00	3500.00	1500.00	1500.00	2000.00	2800.00	2000.00
PERSONNEL COMPUTER (BRANDED)	EACH	43384.62	31200.00	58000.00	46000.00	46000.00	45000.00	45000.00	27000.00
VID. CASSETTE BLK. TDK/SONY	EACH	140.00	120.00	200.00	120.00	120.00	140.00	170.00	160.00
COM. C.D. (TDK/IMAN)	EACH	50.00	80.00	60.00	50.00	55.00	50.00	50.00	50.00
TAPE RECORDER CASSETTE BLANK	EACH	50.00	60.00	50.00	50.00	55.00	50.00	50.00	50.00
VIDEO GAME SEGA 16 BYTE	EACH	1400.00	1000.00	1100.00	1800.00	0.00	1350.00	1500.00	1150.00
CINEMA A/C. HIGH CLASS	TICKET	150.00	60.00	0.00	30.00	0.00	0.00	0.00	0.00
CINEMA NON-A/C HIGH CLASS	TICKET	120.00	40.00	50.00	20.00	0.00	0.00	60.00	35.00
CABLE CHARGES	PER MONT	400.00	300.00	250.00	300.00	200.00	300.00	375.00	300.00
TV.LICENCE FEE DOMESTIC	YEARLY	420.00	420.00	420.00	420.00	420.00	420.00	420.00	420.00
ENGLISH BOOK CLASS V1	EACH	56.65	56.65	56.65	56.65	56.65	56.65	56.65	56.65
ENGLISH BOOK CLASS IX OR X	EACH	43.15	43.15	43.15	43.15	43.15	43.15	43.15	43.15
ENG. BOOK IST.YR COMPLETE SET	EACH	118.15	118.15	118.15	118.15	118.15	118.15	118.15	118.15
ENGLISH BOOK BA/B.SC	EACH	150.00	150.00	150.00	150.00	150.00	150.00	150.00	150.00
URDU BOOK CLASS V (T.B.BORD)	EACH	64.80	64.80	64.80	64.80	64.80	64.80	64.80	64.80
URDU BOOK CLASS IX/X(T.B.B)	EACH	53.35	53.35	53.35	53.35	53.35	53.35	53.35	53.35
URDU BOOK IST.YEAR/INTER	EACH	46.10	46.10	46.10	46.10	46.10	46.10	46.10	46.10
URDU BOOK BA/B.SC	EACH	120.00	120.00	120.00	120.00	120.00	120.00	120.00	120.00
MATHS BOOK CALSS V (T.B.B)	EACH	117.25	117.25	117.25	117.25	117.25	117.25	117.25	117.25
MATHS BOOK CLASS IX OR X	EACH	191.85	191.85	191.85	191.85	191.85	191.85	191.85	191.85
MATHS BOOK IST.YEAR (T.B.B)	EACH	115.90	115.90	115.90	115.90	115.90	115.90	115.90	115.90
PAKISTAN STUDIES BOOK BA/B.SC	EACH	125.00	125.00	125.00	125.00	125.00	125.00	125.00	125.00
DAILY "DAWN"	P/COPY	19.00	19.00	19.00	19.00	19.00	19.00	19.00	19.00
DAILY "JANG"	P/COPY	12.00	12.00	12.00	12.00	12.00	12.00	12.00	12.00
DAILY "NAWA-E-WAQT"	P/COPY	12.00	12.00	12.00	12.00	12.00	12.00	12.00	12.00
WEEKLY "AKHBAR-E-JAHAN"	P/COPY	55.00	55.00	55.00	55.00	55.00	55.00	55.00	55.00
WEEKLY "MAG"	P/COPY	45.00	45.00	45.00	45.00	45.00	45.00	45.00	45.00
MONTHLY "NAUNEHAL DIGEST"	P/COPY	35.00	35.00	35.00	35.00	35.00	35.00	35.00	35.00
PAPER FOOLSCAPE (27"x17")	QUIRE	46.54	30.00	27.00	30.00	25.00	45.00	52.50	35.00
EXERCISE.BOOK LINED 80/100 PGS	EACH	36.54	18.00	30.00	20.00	15.00	40.00	20.00	20.00
PENCILGOLDFISH/DEER	EACH	7.00	6.00	6.00	7.00	7.00	6.00	6.00	5.00
PEN INK DOLLOR 57 ML BOTTLE	EACH	25.00	20.00	20.00	25.00	25.00	25.00	25.00	20.00
PHOTOSTATE PAPER 70 GM	PRT	480.00	225.00	360.00	320.00	350.00	400.00	350.00	340.00
BALL PEN (local)	EACH	8.00	6.00	7.00	10.00	10.00	7.00	7.00	8.00
FOUNTAIN PEN HERO/WINGS/CHINA	EACH	40.00	25.00	50.00	20.00	25.00	40.00	42.50	30.00
PRIVATE SCHOOL FEE ENGLISH MEDIUM AVERAGE STANDARD (CLASS I)	PER MONTH	984.62	1250.00	1500.00	700.00	500.00	1300.00	900.00	1695.00
PRIVATE SCHOOL FEE ENGLISH MEDIUM AVERAGE STANDARD (CLASS V)	PER MONTH	1069.23	1237.50	2100.00	1000.00	500.00	1300.00	950.00	2185.00
PRIVATE SCHOOL FEE ENGLISH MEDIUM AVERAGE STANDARD (CLASS VI)	PER MONTH	1650.00	1200.00	2700.00	1000.00	700.00	1400.00	1200.00	2185.00
PRIVATE SCHOOL FEE ENGLISH MEDIUM AVERAGE STANDARD (CLASS X)	PER MONTH	2107.69	1575.00	4000.00	1200.00	700.00	1400.00	1300.00	2415.00
PRIVATE MEDICLE COLLEGE FEE MBBS (IST YEAR)	PER MONTH	54166.66	50000.00	0.00	40000.00	0.00	0.00	0.00	0.00
PRIVATE ENGINEERING COLLEGE FEE (ISTR YEAR)	PER MONTH	9167.00	0.00	0.00	0.00	0.00	0.00	0.00	0.00
GOVT. COLLEGE FEE IST. YEAR	MONTH	45.00	35.00	40.00	35.00	35.00	35.00	35.00	35.00
GOVT. COLLEGE FEE 4TH. YEAR	MONTH	75.00	75.00	67.50	67.50	70.00	67.50	75.00	75.00
GOVT. UNIVERSITY FEE MSC.	MONTH	1300.00	385.00	1550.00	354.17	354.17	0.00	0.00	354.17
GOVT. MED. COLLEGE FEE MBBS	MONTH	2417.00	2200.00	2000.00	0.00	2000.00	2000.00	4200.00	2000.00
GOVT. ENGG. COLL. FEE I YEAR	MONTH	1480.00	1000.00	333.33	0.00	0.00	0.00	1500.00	0.00
COACHING FEE FOR CLASS IX/X	PER MONTH	1800.00	500.00	2500.00	700.00	800.00	1000.00	600.00	700.00
COACHING CHARGES FOR CLASS IST YEAR/INTER (SCIENCE)	PER MONTH	2000.00	1000.00	4000.00	1000.00	900.00	2000.00	700.00	700.00
COACHING CHARGES FOR CLASS IST YEAR/INTER (COMMERCE)	PER MONTH	1800.00	600.00	3000.00	700.00	1000.00	1080.00	600.00	500.00
I.T. TUITION FEES	PER MONTH	3000.00	2000.00	1500.00	0.00	0.00	1500.00	1500.00	600.00
MBA TUITION FEES	PER MONTH	8153.85	2500.00	0.00	0.00	0.00	6300.00	2500.00	0.00
BREAD TANDOORI ST. SIZE	EACH	9.31	10.00	10.00	7.00	7.00	10.00	7.00	6.00
COOKED MUTTON (AV. HOTEL)	PLATE	136.15	137.50	150.00	120.00	130.00	200.00	100.00	80.00

Contd.

7.11 Intercity Consumer Prices July, 2016

Description	Unit	Karachi	Hyder- abad	Nawab- shah	Mirpur-khas	Mithi	Sukkar	Larkana	Dadu
COOKED BEEF (AV. HOTEL)	PLATE	71.92	72.50	70.00	80.00	50.00	125.00	100.00	50.00
COOKED DAL (AV. HOTEL)	PLATE	53.08	46.25	65.00	50.00	50.00	50.00	75.00	50.00
CHICKEN BIRYANI FULL/DOUBLE	PLATE	153.08	120.00	100.00	100.00	100.00	157.50	200.00	120.00
TEA PREPARED (ORDINARY)	CUP	21.54	20.00	25.00	25.00	25.00	20.00	22.50	20.00
HAIRCUT CHARGES FOR MEN	P/CUT	79.23	70.00	100.00	50.00	50.00	70.00	100.00	60.00
BEAUTY PORL HAIR STYL CHARGE	P/STY.	457.69	225.00	250.00	150.00	100.00	175.00	350.00	250.00
SHAVING CHARGES	PER SHV	43.08	40.00	50.00	20.00	20.00	35.00	50.00	30.00
LIPSTICK S.MISS/MEDORA	EACH	120.00	120.00	120.00	120.00	120.00	100.00	120.00	90.00
NAIL POLISH S.MISS/MEDORA	EACH	110.00	70.00	95.00	110.00	110.00	85.00	80.00	50.00
PERFUME MED.SIZE MEDORA/BROACH	EACH	220.00	120.00	200.00	220.00	220.00	120.00	200.00	185.00
HAIR-OIL AMLA/CHAMBELI	BOTTLE	120.00	120.00	130.00	120.00	120.00	120.00	120.00	120.00
TOILET SOAP LUX 95 GRAMS	EACH	38.00	40.00	41.00	35.00	35.00	42.00	40.00	44.00
TOILET SOAP LIFEBOUY 140 GRM	EACH	37.00	37.00	45.00	36.00	36.00	37.00	36.00	37.00
TOILET SOAP SAFEGUARD BATH SIZE	EACH	46.00	46.00	46.00	48.00	48.00	46.00	48.00	46.00
TOOTHPASTE MACKLINES 70 GRM	EACH	50.00	50.00	50.00	50.00	50.00	50.00	50.00	50.00
TOOTHPAST MED SIZE CLGATE 70 GMS	EACH	60.67	65.00	65.00	60.00	60.00	65.00	70.00	65.00
TOOTHBRUSH SHEILD A/PLAUQUE	EACH	35.00	35.00	40.00	35.00	40.00	45.00	40.00	35.00
TOOTHPOWDER DENTONIC 90 GRM	EACH	32.00	32.00	28.00	22.00	25.00	28.00	25.00	25.00
HAIR-COLOUR BEGIN (6 GMS)	EACH	100.00	110.00	100.00	110.00	100.00	100.00	105.00	90.00
HAIR COLOUR (KALAKOLA)	BOTTLE	130.00	130.00	130.00	130.00	130.00	130.00	127.50	120.00
FACECREAM PONDS (MEDIUM)	EACH	120.00	120.00	110.00	120.00	120.00	115.00	120.00	120.00
TALC POWDER VICE ROAY,B.CAT	EACH	145.00	130.00	130.00	150.00	160.00	150.00	145.00	145.00
BLADE TREET ORDINARY 10'S	PKT.	40.00	37.00	42.00	35.00	30.00	45.00	45.00	40.00
BLADE 7-O-CLOCK STAIN. 5'S	PKT.	35.00	30.00	35.00	30.00	32.00	38.00	32.50	35.00
SHAMPOO SUNSILK/PAINTIN 100 ML	BOTTLE	110.00	110.00	110.00	110.00	110.00	100.00	110.00	110.00
BEAUTY CREAM (FAIR & LOVELY)	EACH	115.00	75.00	185.00	185.00	185.00	175.00	180.00	185.00
HAIR REMOVING CREAM (EU-CREAM)	TUBE	65.00	65.00	65.00	65.00	65.00	65.00	60.00	60.00
GEL MEDIUM SIZE	BOTTLE	60.00	55.00	65.00	55.00	75.00	70.00	60.00	120.00
DISPOSABLE RAZOR GILLET-II	EACH	40.00	45.00	45.00	35.00	35.00	45.00	40.00	40.00
SHAVING CREAM TOUCH-ME/ADM.	EACH	65.00	60.00	70.00	55.00	60.00	55.00	60.00	60.00
GOLD TEZABI 24 CT	10 GM.	44153.00	45785.00	42000.00	43700.00	43700.00	42800.00	42863.00	42950.00
SILVER TEZABI 24 CT	10 GM.	600.00	686.00	800.00	608.00	608.00	650.00	602.00	710.00
ARTIFICIAL JEWELLARY SET	SET	1267.31	400.00	1700.00	375.00	500.00	600.00	1150.00	250.00
WRIST WATCH GENTS CITIZEN (ORIGINAL) ***	EACH	2861.54	3100.00	3750.00	2500.00	2600.00	2600.00	3050.00	2500.00
WRIST WATCH LADIES CITIZEN (ORIGINAL) ***	EACH	2861.54	3050.00	3750.00	2500.00	2600.00	2500.00	2550.00	2500.00
WALL CLOCK QUARTZ AV.QLTY	EACH	500.96	312.50	500.00	350.00	300.00	475.00	475.00	300.00
SUITCASE REXIN (24"x16"x6")	EACH	1688.46	800.00	1600.00	850.00	900.00	1550.00	1000.00	1100.00
TRUNK MEDIUM SIZE ***	EACH	1900.00	1075.00	3000.00	1100.00	1000.00	3125.00	1200.00	1250.00
PURSE LADIES (LEATHER) AVERAGE QUALITY	EACH	1738.46	475.00	1500.00	550.00	500.00	600.00	1000.00	400.00

7.11 Intercity Consumer Prices July, 2016

Description	Unit	Peshawar	Mardan	Abbott- abad	Bannu	D.I. Khan	Mingora
WHEAT	10 KG.	320.00	320.00	302.25	310.00	32.75	310.00
WHEAT FLOUR FINE/SUPERIOR.	KG.	41.92	42.00	48.50	39.00	37.75	41.00
WHEAT FLOUR AVG. QLTY	KG.	38.08	38.00	42.00	37.50	35.50	39.00
WHEAT FLOUR BAG	10 KG.	373.75	370.00	405.00	365.00	368.75	375.00
MAIDA	KG.	52.00	52.50	52.50	50.00	46.50	50.00
SUJI	KG.	56.17	53.50	55.00	46.00	48.00	50.00
BESAN AV. QLTY.	KG.	151.67	152.50	160.00	150.00	140.00	100.00
RICE BASMATI SUP. QLTY.	KG.	110.83	100.00	115.00	100.00	87.50	100.00
RICE BASMATI 385/386	KG.	98.33	95.00	85.00	92.50	79.00	55.00
RICE BASMATI BROKEN AV.QLTY	KG.	70.00	65.00	80.00	49.00	56.50	45.00
RICE IRRI-6 (SINDH/PUNJAB)	KG.	41.17	41.00	40.00	52.50	46.50	45.00
VERMICELLI	KG.	78.75	72.50	90.00	65.00	72.50	80.00
BREAD PLAIN MEDIUM SIZE	EACH	35.00	35.00	34.00	35.00	30.00	40.00
RUSK (PAPAY)	KG.	181.67	200.00	150.00	140.00	145.00	275.00
BISCUITS-PACKED	PKT	33.33	35.00	35.00	40.00	35.00	33.75
BISCUIT-BAKERY (LOOSE)	250 GM	69.58	70.00	50.00	58.75	55.00	65.00
CORNFLAKS FAUJI 225 GM.	PKT	207.00	207.00	190.00	120.00	159.00	170.00
SAMOSA (VEGATABLE)	EACH	7.33	8.00	10.00	17.50	10.00	10.00
PASTRY AV.QLTY.	EACH	23.33	25.00	17.50	20.00	25.00	20.00
PATTIES (VEGATABLES)	EACH	23.33	20.00	20.00	30.00	20.00	15.00
NIMCO	250 GM	49.17	65.00	45.00	50.00	47.50	50.00
CHIPS	250 GM	58.33	60.00	80.00	63.33	55.00	60.00
BEEF WITH BONE AV.QLTY.	KG	296.67	260.00	270.00	295.00	275.00	280.00
MUTTON AV.QLTY.	KG	650.00	600.00	525.00	510.00	575.00	500.00
CHICKEN FARM BROILER (LIVE)	KG	152.00	175.00	140.00	175.00	156.00	175.00
FISH-RAHU MEDIUM SIZE	KG	240.00	220.00	320.00	360.00	280.00	250.00
MILK FRESH (UNBOILED)	LTR.	85.00	80.00	85.00	77.50	72.50	100.00
CURD	KG.	98.33	100.00	95.00	87.50	77.50	110.00
MILK TETRA PACK 1/2 LTR.	PKT.	60.00	60.00	59.00	58.00	58.00	55.00
LACTOGEN 400 GRAMS	PKT.	425.00	435.00	435.00	430.00	438.00	435.00
POWDER MILK NIDO 400GM.	PKT	380.00	380.00	380.00	380.00	380.00	390.00
MILK POWDER LOOSE/PACKED	KG.	483.33	400.00	520.00	540.00	430.00	500.00
BUTTER LOCAL PACKED	50 GM.	25.00	60.00	25.00	42.50	32.50	25.00
EGGS FARM	DOZ	96.67	80.00	90.00	90.00	87.50	90.00
MUSTARD OIL AV.QLTY.	KG.	218.33	240.00	240.00	190.00	190.00	200.00
COOKING OIL (DALDA)	2.5LTR	445.00	455.00	445.00	475.00	436.25	520.00
COOKING OIL (PAKWAN) OTHER BRAND SPECIFY	2.5 LTR	390.00	350.00	410.00	420.00	440.00	280.00
VEGETABLE GHEE TIN	2.5KG.	443.33	440.00	440.00	470.00	415.00	470.00
VEGETABLE GHEE (LOOSE)	KG.	152.50	150.00	135.00	160.00	146.50	145.00
DATES AV.QLTY.	KG.	171.67	170.00	170.00	180.00	157.50	150.00
PISTACHIO AV.QLTY.	50 GM.	74.17	80.00	100.00	85.00	60.00	110.00
ALMONDS WHOLE AV.QLTY.	KG.	680.00	650.00	450.00	650.00	417.50	550.00
COCONUT DRY AV.QLTY.	KG.	260.00	240.00	255.00	310.00	300.00	230.00
RAISINS AV.QLTY.	50 GM.	19.17	20.00	20.00	13.50	14.75	25.00
GROUNDNUTS (WITH SHELL)	KG.	158.33	155.00	180.00	140.00	138.75	170.00
MALTA/MOSAMBI	DOZ	0.00	0.00	0.00	0.00	0.00	0.00
KINNU	DOZ	0.00	0.00	0.00	0.00	0.00	0.00
APPLE	KG	123.33	200.00	100.00	175.00	172.50	200.00
ALOO BUKHARA	KG	153.33	150.00	125.00	240.00	102.50	120.00
POMEGRANATE (ANNAR)	KG	0.00	0.00	0.00	0.00	0.00	0.00
GRAPES	KG	200.00	200.00	0.00	200.00	125.00	100.00
BANANAS	DOZ	100.00	100.00	65.00	112.50	73.75	147.50
MANGO KALMI	KG	103.33	120.00	0.00	135.00	110.00	110.00
GUAVA	KG	0.00	0.00	0.00	0.00	0.00	0.00
WATERMELON (TURBOOZ)	KG	35.00	30.00	20.00	40.00	18.75	25.00
MUSKMELON (KHARBOOZA)	KG	53.33	40.00	40.00	50.00	37.50	42.50
SWEETMELON (GARMA)	KG	0.00	0.00	0.00	0.00	0.00	0.00
PULSE MASOOR (WHOLE)	KG.	139.17	137.50	140.00	140.00	118.75	130.00
PULSE MASOOR (WASHED)	KG.	143.33	137.50	140.00	137.50	137.50	140.00
PULSE MOONG (WASHED)	KG.	139.00	137.50	147.50	140.00	152.50	130.00
PULSE MASH (WASHED)	KG.	276.67	280.00	275.00	260.00	265.00	250.00
PULSE GRAM	KG.	142.50	140.00	150.00	150.00	145.00	140.00
GRAM WHOLE BLACK AV QLTY.	KG.	121.67	120.00	137.50	106.25	76.25	130.00

Contd.

7.11 Intercity Consumer Prices July, 2016

Description	Unit	Peshawar	Mardan	Abbott- abad	Bannu	D.I. Khan	Mingora
GRAM WHOLE YELLOW AV.QLTY	KG.	180.83	180.00	200.00	135.00	157.50	185.00
BEANS (LAL LOBIA)	KG.	118.33	110.00	125.00	120.00	125.00	125.00
POTATOES	KG	35.00	30.00	25.00	30.00	21.00	30.00
ONION	KG	35.83	30.00	32.50	30.00	31.00	30.00
TURNIP	KG	0.00	0.00	0.00	0.00	0.00	0.00
RADISH	KG	0.00	0.00	0.00	0.00	0.00	0.00
TOMATOES	KG	65.83	65.00	70.00	80.00	85.00	75.00
CABBAGE	KG	0.00	0.00	0.00	0.00	0.00	0.00
CAULIFLOWER	KG	0.00	0.00	0.00	0.00	0.00	0.00
BRINJAL	KG	53.33	40.00	50.00	30.00	32.50	50.00
PUMPKIN	KG	41.67	35.00	40.00	30.00	48.75	30.00
BOTTLEGOURD	KG	70.00	60.00	50.00	32.50	0.00	60.00
LADY FINGER	KG	85.00	60.00	60.00	72.50	72.50	55.00
PEAS	KG	0.00	0.00	0.00	0.00	0.00	0.00
SPINACH	KG	0.00	0.00	0.00	0.00	0.00	0.00
TINDA	KG	78.33	17.50	60.00	40.00	27.50	70.00
TURAI	KG	81.67	80.00	50.00	75.00	42.50	70.00
KARAILA	KG	51.67	50.00	50.00	77.50	52.50	40.00
ARVI	KG	64.00	60.00	70.00	65.00	50.00	80.00
CHILLIES GREEN	KG	86.67	50.00	80.00	110.00	85.00	120.00
CARROT	KG	0.00	0.00	0.00	0.00	0.00	0.00
COCUMBER (KHEERA)	KG	66.67	60.00	40.00	50.00	45.00	45.00
LEMON	250GM	33.33	30.00	30.00	35.00	27.50	40.00
SUGAR REFINED	KG.	68.00	68.00	68.00	65.50	65.50	70.00
GUR AV.QLTY	KG.	93.33	85.00	95.00	97.50	74.00	87.50
HONEY LANGANESE 500 GM.	BOTTLE	796.67	840.00	900.00	750.00	800.00	500.00
MILO 200 GM.	BOTTLE	206.67	220.00	240.00	200.00	220.00	200.00
CUSTARD POWDER RAFHAN 300 GM.	PKT	76.67	75.00	80.00	85.00	80.00	80.00
TOFFEE (HILAL)	EACH	1.67	2.00	1.00	1.00	1.00	1.00
CHOWKELATE CANDY (SMALL SIZE)	EACH	5.00	5.00	5.00	5.00	5.00	5.00
SWEETMEAT (MIXED)	KG	260.00	260.00	240.00	185.00	247.50	260.00
ICE CREAM WALLS	CUP.	40.00	40.00	40.00	40.00	40.00	40.00
ICE	KG	11.67	10.00	10.29	13.50	10.00	15.00
JAM AHMED/MITCHELLES	BOTTLE	131.67	140.00	140.00	110.00	140.00	127.50
SQUASH-MITCHELLES	BOTTLE	161.67	160.00	160.00	150.00	160.00	165.00
ROOH AFZA	BOTTLE	160.00	160.00	150.00	160.00	157.50	160.00
JAM-E-SHIREEN	BOTTLE	166.67	160.00	165.00	160.00	163.75	160.00
SAUNF	50 GM	19.17	17.50	15.00	15.00	10.00	10.00
CINAMON LOOSE AV. QLTY	50 GM.	22.50	20.00	30.00	30.00	20.00	20.00
CUMINSEED WHITE NATIONAL	50 GM.	53.33	54.00	48.00	50.00	52.00	50.00
PEPPER BLACK NATIONAL	50 GM.	100.00	96.00	100.00	96.00	100.00	96.00
CLOVES LOOSE AV.QLTY	50 GM.	101.67	100.00	80.00	110.00	60.00	85.00
CARDAMOM LARGE LOOSE AV.QLTY	50 GM.	185.00	180.00	120.00	90.00	70.00	85.00
CARDAMOM SMALL AV.QLTY	50 GM.	115.00	110.00	150.00	120.00	66.50	90.00
SALT-POWDERED (LAHORI) LOOSE	KG.	10.00	10.00	10.00	10.00	5.00	15.00
SALT POWDERED (NATIONAL/SHAN)	PKT	25.00	25.00	25.00	20.00	25.00	20.00
CHILLIES POWD.NATIONAL 200GM	PKT	105.00	105.00	105.00	105.00	105.00	116.00
CHILLIES POWDER LOOS	KG.	260.00	250.00	320.00	270.00	237.50	250.00
CORRIANDER SEED POWD.NATIONAL	PKT	104.00	104.00	105.00	104.00	88.00	116.00
CORRIANDER SEED (LOOSE)	KG.	273.33	250.00	320.00	280.00	200.00	235.00
TURMERIC POWD.NATIONAL 50GM	PKT.	35.00	35.00	38.00	35.00	35.00	39.00
CURRY POWD. NATIONAL 200 GM	PKT.	87.00	87.00	87.00	87.00	92.50	87.00
TOMATO KETCHUP AHMED/MITCHL	BOTTLE	101.67	105.00	80.00	70.00	95.00	105.00
PICKLES AHMED/MITCHELLES	BOTTLE	126.67	120.00	100.00	100.00	92.50	110.00
VINEGAR SYNTHETIC (SIRKA)	BOTTLE	79.17	65.00	70.00	40.00	60.00	100.00
GARLIC	KG	226.67	210.00	150.00	220.00	145.00	240.00
GINGER	KG	143.33	100.00	120.00	240.00	210.00	100.00
TAPAL DANEDAR TEA 200GM PACKET	PKT	157.89	157.89	150.00	158.00	175.00	136.84
TEA LIPTON YELLOW LABEL 200GM.	PKT.	157.89	157.89	150.00	157.89	157.00	143.00
TEA LOOSE KENYA AV.QLTY 250GM.	PKT.	155.00	155.00	180.00	140.00	132.50	140.00
COFFEE-NESCAFE 75 GM. **	BOTTLE	300.00	355.00	350.00	290.00	350.00	360.00
COLD DRINK (STANDARD SIZ)	BOTTLE	26.67	30.00	25.00	25.00	25.00	25.00
FRUIT JUICE TETRA PACK	PKT.	15.00	15.00	25.00	17.50	20.00	30.00
MINERAL WATER NESTLE 1.5 LTR	BOTTLE	46.67	50.00	50.00	50.00	50.00	50.00

Contd.

7.11 Intercity Consumer Prices July, 2016

Description	Unit	Peshawar	Mardan	Abbott- abad	Bannu	D.I. Khan	Mingora
CIGARETTES K-2 10'S **	PKT	70.00	70.00	45.00	60.00	50.00	60.00
CIGARETTES CAPSTAN 10'S **	PKT	66.67	70.00	70.00	70.00	70.00	70.00
CIGARETTES GOLD LEAF 20'S	PKT	140.00	140.00	130.00	130.00	130.00	130.00
CIGARETTES MORVEN GOLD 20'S	PKT	70.00	70.00	70.00	70.00	60.00	70.00
BETEL LEAVES	50GM.	80.00	80.00	110.00	80.00	50.00	60.00
BETEL NUTS	KG.	500.00	500.00	400.00	300.00	280.00	400.00
LONG CLOTH 57" GUL AHMED/AL-KARAM	METER	300.00	300.00	250.00	180.00	227.50	320.00
SHIRTING AV.QLTY.	METER	283.33	325.00	225.00	150.00	150.00	175.00
PANT CLOTH W & WEAR AV.QLTY	METER	375.00	362.50	400.00	690.00	265.00	650.00
LAWN PRINTED GUL AHMED/AL-KARAM	METER	360.00	380.00	460.00	192.50	260.00	185.00
GEORGETTE AV.QLTY	METER	110.00	110.00	130.00	100.00	90.00	115.00
LINEN AV.QLTY ***	METER	155.00	175.00	150.00	148.75	80.00	145.00
HEAVY WT SUITING LAWERNCPUR AVG QLTY	METER	2503.33	2250.00	1250.00	900.00	750.00	1550.00
HEAVY WT SUITING LAWERNCPUR SUP QLTY	METER	2726.67	2500.00	2200.00	1050.00	1200.00	1850.00
TROPICAL SUITING LAW.PUR	METER	1553.33	1600.00	1250.00	700.00	750.00	1300.00
PANT BOY 24"/26" LENGTH.	EACH	500.00	550.00	500.00	700.00	450.00	375.00
SHIRT BOY 24"/26" LENGTH	EACH	360.00	335.00	500.00	350.00	250.00	325.00
SCHOOL UNI. PANT,SHIRT BOYS	SUIT	771.67	750.00	620.00	737.50	481.25	705.00
SCHOOL UNI. KAMEEZ,SHAL.BOYS	SUIT	730.00	575.00	800.00	695.00	450.00	475.00
SCHOOL UNI. KAMEEZ,SHAL.GIRL	SUIT	763.33	775.00	700.00	700.00	500.00	650.00
FROCK W/WEAR GIRLS	EACH	1075.00	1150.00	1050.00	925.00	680.00	550.00
AWAMI-SUIT W & W(BOY) 24"/26	SUIT	1013.33	950.00	1200.00	810.00	600.00	615.00
AWAMI-SUIT W&W (GENTS)AV.QLTY	SUIT	1683.33	1550.00	1900.00	1900.00	925.00	1300.00
PULLOVER GENTS OXFORD/BON.	EACH	3190.00	3187.50	3790.00	3400.00	2400.00	2750.00
PULLOVER LADIES OXFORD/BON.	EACH	3190.00	2800.00	3790.00	3250.00	2400.00	2750.00
PULLOVER (GENTS) OTHERS A.QTY	EACH	1066.67	1100.00	1955.00	1475.00	825.00	1925.00
SECOND-HAND COAT FOR MEN	EACH	625.00	650.00	400.00	400.00	225.00	650.00
SECONDHAND SWEETER FOR MEN DUP QLTY	EACH	758.33	1100.00	425.00	300.00	250.00	550.00
SECONDHAND WINTER JACKET	EACH	808.33	1100.00	525.00	275.00	225.00	875.00
UNDERWEAR AV.QLTY MEDIUM SIZE	EACH	115.00	90.00	220.00	93.75	70.00	130.00
VEST FOR MEN AV.QLTY.	EACH	133.33	110.00	150.00	87.50	70.00	110.00
VEST/SHAMEEZ (WOMEN) AVG. QLTY	EACH	148.33	110.00	200.00	137.50	110.00	95.00
SOCKS NYLON (PAKISTANI)	PAIR	76.67	100.00	100.00	65.00	50.00	55.00
BRASSIER AV.QLTY.	EACH	130.00	120.00	80.00	155.00	85.00	110.00
BRASSIER SUP QLTY	EACH	266.67	190.00	250.00	245.00	110.00	210.00
DOPATTA GEORGETTE AV.QLTY.	EACH	250.00	250.00	350.00	260.00	250.00	350.00
DOPATTA COTTON AV GLTY	EACH	208.33	235.00	275.00	275.00	230.00	255.00
CHADDAR (W/WEAR) (2x2.5 MTR)	EACH	1050.00	950.00	600.00	472.50	337.50	800.00
LUNG/DHOT(COTTON) AVG. QLTY	EACH	291.67	300.00	350.00	425.00	230.00	210.00
HANDKERCHIEF AVG. QLTY PAK	EACH	27.50	30.00	40.00	20.00	42.50	27.50
HANDKERCHIEF SUP. QLTY PAK	EACH	50.00	40.00	50.00	40.00	50.00	50.00
GLOVES AV QLTY	PAIR	103.33	100.00	100.00	55.00	60.00	55.00
AZARBAND COTTON AVG. QLTY	EACH	30.00	30.00	12.50	20.00	11.00	10.00
SEWING THREAD/REEL(ASLI PARI)	EACH	8.50	8.50	7.00	5.00	5.00	5.00
WASHING CHARGES PAINT & SHIRT	SUIT	220.00	110.00	60.00	70.00	80.00	100.00
DRY CLEANING SUIT COAT PANT	SUIT	450.00	340.00	400.00	250.00	180.00	450.00
WASHING CH. (KAMIZ-SHALWAR)	PAIR	73.33	80.00	50.00	70.00	35.00	60.00
TAILORING SHIRT	EACH	500.00	525.00	400.00	325.00	265.00	500.00
TAILORING CHARGES PANT (MEN)	EACH	1383.33	800.00	775.00	1050.00	550.00	950.00
TAILORING COAT-PANT SUIT	SUIT	5733.33	4800.00	4500.00	2950.00	2500.00	4400.00
TAILORING AWAMI-SUIT (MALE)	SUIT	641.67	625.00	575.00	550.00	562.50	550.00
TAILORING SUIT FEMALE	SUIT	558.33	550.00	425.00	475.00	400.00	650.00
GENTS SHOES PAUL BATA	PAIR	1199.00	1199.00	1199.00	1199.00	1199.00	1199.00
GENTS SANDAL BATA	PAIR	699.00	699.00	699.00	699.00	699.00	699.00
GENTS SPOUNG CHAPPAL BATA	PAIR	179.00	179.00	179.00	179.00	179.00	179.00
LADIES SANDAL BATA	PAIR	499.00	499.00	499.00	499.00	499.00	499.00
LADIES SPOUNG CHAPPAL BATA	PAIR	179.00	179.00	179.00	179.00	179.00	179.00
CHILD SHOE POWER LITE BATA	PAIR	599.00	599.00	599.00	599.00	599.00	599.00
GENTS SHOE, ART 1109 SERVICE	PAIR	999.00	999.00	999.00	999.00	999.00	999.00
NYLON JOGGER 27 SIZE 2-5 ***	PAIR	1299.00	1299.00	1299.00	1299.00	1299.00	1299.00
CHINA FOOT WEAR AV. QLTY (MALE) *	PAIR	983.33	950.00	1200.00	925.00	750.00	1350.00
CHINA FOOT WEAR AV. QLTY (FEMALE) *	PAIR	850.00	875.00	900.00	800.00	475.00	512.50
CHINA FOOT WEAR AV. QLTY (CHILDREN) *	PAIR	566.67	525.00	700.00	475.00	325.00	475.00
SHOE REPAIR HALF SOLE	PAIR	136.67	110.00	100.00	87.50	95.00	210.00

Contd.

7.11 Intercity Consumer Prices July, 2016

Description	Unit	Peshawar	Mardan	Abbott- abad	Bannu	D.I. Khan	Mingora
SHOES POLISH CHARGES AVERAGE SHOP	PAIR	20.00	20.00	20.00	20.00	16.25	20.00
HOUSE RENT (combined)	MONTH	7775.00	3537.00	8589.00	3991.00	5336.00	3705.00
rent 2	pm	7775.00	3537.00	8589.00	3991.00	5336.00	3705.00
RENT3	PM	7775.00	3537.00	8589.00	3991.00	5336.00	3705.00
RENT4	PM	7775.00	3537.00	8589.00	3991.00	5336.00	3705.00
RENT5	PM	7775.00	3537.00	8589.00	3991.00	5336.00	3705.00
RENT6	PM	7775.00	3537.00	8589.00	3991.00	5336.00	3705.00
SYNTHETIC ENEMAL ROBIALAC BALTI 3.64 LTR.	EACH	1816.67	1650.00	1950.00	1925.00	2000.00	2250.00
SYNTHETIC ENEMAL ICI BALTI 3.64 LTR.	EACH	1873.33	1900.00	1850.00	1925.00	1989.00	2160.00
CEMENT (LOCAL) SPECIFY BRAND NAME	BAG	536.67	515.00	530.00	520.00	520.00	535.00
BRICKS (NEW) IST CLASS	P/1000	5816.67	8000.00	9250.00	6600.00	5875.00	10400.00
CEMENT BLOCKS (6"x8"x12")	P/100	2900.00	2900.00	2350.00	2200.00	2650.00	3475.00
BAJREE	100CFT	3300.00	3000.00	3350.00	1800.00	2875.00	2750.00
SAND (BLACK PIT SAND)	K100CFT	2066.67	1700.00	2450.00	1475.00	1450.00	3100.00
TIMBER SHESHAM LOG IST QUALITY	cubmt.	57286.67	60027.00	0.00	36000.00	32700.00	0.00
IRON BAR (M.S. BAR) 1/2"	P/TON	60950.00	62000.00	65500.00	67000.00	64250.00	61000.00
CARPANTER WAGE RATE	P/DAY	783.33	800.00	800.00	950.00	950.00	1000.00
MASON (RAJ) WAGE RATE	P/DAY	900.00	900.00	800.00	1200.00	950.00	1000.00
UNSKILLED LABOUR WAGE RATE	P/DAY	500.00	500.00	600.00	550.00	500.00	500.00
PLUMBER WAGE RSTE	P/DAY	1166.67	1250.00	0.00	850.00	900.00	1000.00
ELECTICIAN WAGE RATE PER DAY **	P/DAY	916.67	950.00	0.00	700.00	900.00	1000.00
ELECTICIAN WAGE RATE PER POINT **	P/PNT	100.00	100.00	250.00	92.50	70.00	155.00
WATER CHARGES PER HOUSE	P/MONTH	150.00	120.00	175.00	200.00	100.00	130.00
ELECT.CHARGES UPTO 50 UNITS	P/UNIT	2.00	2.00	2.00	2.00	2.00	2.00
ELECT.CHARGES 01 - 100 UNIT	P/UNIT	6.18	6.18	6.18	6.18	6.18	6.18
ELECT.CHARGES 101 - 300 UNIT	P/UNIT	9.54	9.54	9.54	9.54	9.54	9.54
ELECT.CHARGES 301 - 1000 UNIT	P/UNIT	16.39	16.39	16.39	16.39	16.39	16.39
ELECT.CHARGES ABOVE 1000 UNIT	P/UNIT	18.39	18.39	18.39	18.39	18.39	18.39
ELEC	PM	10.50	10.50	10.50	10.50	10.50	10.50
GAS CHRg upto 3.3719 MMBUT	MMBTU	128.70	128.70	128.70	128.70	0.00	128.70
GAS CHRg 3.3719 - 6.7438 MMBUT	MMBTU	257.40	257.40	257.40	257.40	0.00	257.40
GAS CHRg 6.7438 - 10.1157 MMBUT	MMBTU	257.40	257.40	257.40	257.40	0.00	257.40
GAS CHRg10.1157 - 13.4876 MMBUT	MMBTU	702.00	702.00	702.00	702.00	0.00	702.00
GAS	PM	702.00	702.00	702.00	702.00	0.00	702.00
GAS	PM	409.50	409.50	409.50	409.50	0.00	409.50
KEROSENE OIL	LTR	76.67	77.50	80.00	82.00	72.50	95.00
FIREWOOD WHOLE	40 KG.	691.67	525.00	400.00	490.00	350.00	550.00
CHAIR SHESHAM WOOD WITH ARMS **	EACH	1800.00	1850.00	1750.00	1100.00	2550.00	1450.00
CHAIR PLASTIC (CHAIRMAN) AVERAGE QUALITY	EACH	1183.33	1200.00	940.00	667.50	800.00	900.00
TABLE SHESHAM WOOD (4X2X5") ***	EACH	6416.67	6000.00	6800.00	6700.00	4500.00	5000.00
SOFASET WOODEN WITH FOAM SEAT **	SET	22333.33	19000.00	17000.00	15250.00	18000.00	21000.00
COT IRON (WITH NIWAR)AV.QLTY.	EACH	2100.00	2100.00	2700.00	2000.00	2300.00	2000.00
ALMIRAH (STEEL) 6'X3' 20 GUAGE	EACH	9166.67	9000.00	14750.00	9350.00	9300.00	9000.00
DINNING TABLE 6 CHAIRS A.QLTY	SET	27166.67	27500.00	35000.00	11750.00	17000.00	22500.00
SINGLE BED WITHOUT FOAM MED.	EACH	6916.67	6125.00	7000.00	3600.00	5700.00	4750.00
MATRESS SINGLE(4" THICK)	EACH	4683.33	4750.00	4400.00	4550.00	3350.00	5560.00
FARSHI DARI 12'X9' AV.QLTY	EACH	1266.67	1150.00	1300.00	1450.00	1100.00	1550.00
DARI COTTON (6'x2 1/2) AV.QL	EACH	300.00	225.00	300.00	465.00	400.00	1175.00
CARPET PLAIN AV. QLTY	SQFT.	40.00	42.50	55.00	44.50	35.00	42.50
QUILT (LIHAF) 3 KG. COTTON	EACH	1033.33	1050.00	1100.00	900.00	600.00	650.00
BLANKET (90" x 54")	EACH	3033.33	2350.00	3500.00	3000.00	2900.00	5250.00
BEDSHEET SINGLE BED SUP.QLTY	EACH	866.67	800.00	900.00	520.00	500.00	700.00
BED SHEET DOUBLE WITH TWO PILLOW COVERS SUP QLTY	SET	1650.00	1500.00	2000.00	1375.00	1075.00	1500.00
TOWEL(3'x2') AV. QALTY	EACH	325.00	225.00	475.00	300.00	275.00	250.00
CEILING FAN 48" SUPER QLTY **	EACH	3083.33	2900.00	3000.00	3600.00	3250.00	2950.00
PEDESTAL FAN 22" SUPER QLTY	EACH	4600.00	4200.00	4500.00	4762.50	4730.00	3550.00
REFG. DAWLENCE 10 CFT. D.DOOR	EACH	30250.00	27875.00	30000.00	36000.00	33500.00	28750.00
D-FREEZER WAVES 8 CFT.	EACH	29916.67	30000.00	30000.00	40000.00	29000.00	30500.00
AIRCONDITIONER 1.5 TON PEL	EACH	40000.00	41000.00	40000.00	46250.00	44000.00	44000.00
SPLIT AIR CONDITIONER 1.5 TON (SPECIFY BRAND NAME)	EACH	44166.67	44000.00	45000.00	45000.00	41250.00	48000.00
AIRCOLER SUPER ASIA	EACH	14733.33	15000.00	13750.00	11250.00	14900.00	9750.00
WASHING MACHINE SINGER	EACH	15566.67	15700.00	15600.00	14700.00	14700.00	14700.00
SEWING MACHINE(SINGER)	EACH	7200.00	7200.00	6095.00	5910.00	5000.00	6095.00
GIZER LARGE SIZE 30 GALLON CAPACITY SUP QLTY	EACH	20600.00	22900.00	16200.00	15200.00	17537.50	16500.00

Contd.

7.11 Intercity Consumer Prices July, 2016

Description	Unit	Peshawar	Mardan	Abbott- abad	Bannu	D.I. Khan	Mingora
GAS BURNER DOUBLE SPFY.BRAND	EACH	3183.33	2975.00	3500.00	2695.00	2100.00	1412.50
ELECT. IRON PHILIPS MDL.1120	EACH	2966.67	3200.00	3100.00	1500.00	1375.00	1500.00
ELECTRIC JUICER FOR APPLE	EACH	4416.67	4500.00	4000.00	4800.00	3625.00	1700.00
S.STEEL DEGHCHI MEDIUM SIZE ***	EACH	788.33	725.00	650.00	590.00	500.00	600.00
ALUMINIUM COOKING PAN (DEGCHI) MED SIZE	EACH	683.33	625.00	550.00	585.00	425.00	750.00
NON STICK COOKING PAN (DEGCHI) SUP. QLTY	EACH	1158.33	900.00	1200.00	570.00	525.00	750.00
FRYING PAN STEEL AVG. QLTY MED. SIZE	EACH	450.00	350.00	350.00	470.00	352.50	275.00
TAWA IORN (MEDIUM SIZE) AVG. QLTY	EACH	383.33	375.00	500.00	600.00	355.00	325.00
S.STEEL PLATE A.QLTY.(M.SIZE)	EACH	72.50	65.00	77.50	65.00	55.00	72.50
TABLE SPOON S.STEEL SUP.QLTY.	DOZEN	483.33	425.00	475.00	495.00	265.00	550.00
WATER SET JUG+6 GLASSES (OMROC)	SET	533.33	475.00	450.00	487.50	512.50	450.00
TEA SET PAK. CHINAWARE 21 PCS.	SET	2566.67	2100.00	2100.00	1500.00	1550.00	2650.00
DINNER SET PLASTIC 72 PIECES SUPERIOR QLTY	SET	8583.33	8000.00	6000.00	4275.00	3250.00	3750.00
HOTPOT SET PLASTIC 3 PCS.	SET	1233.33	1150.00	2000.00	1575.00	1025.00	1725.00
BUCKET(BALT) PLASTIC MED.SIZ	EACH	366.67	325.00	350.00	465.00	290.00	350.00
LOTA PLASTIC (MED SIZE) AVERAGE QUALITY	EACH	55.00	45.00	55.00	40.00	38.75	65.00
PRESURE COOKER 4 LTR.	EACH	1350.00	1100.00	975.00	1475.00	1375.00	1450.00
WATER COOLER 9/10 LTR.PLASTIC ***	EACH	500.00	475.00	725.00	450.00	600.00	475.00
THERMOS STARVAC 1 LTR	EACH	483.33	462.50	575.00	550.00	500.00	675.00
BULB PHILIPS 100-WATTS	EACH	40.00	40.00	30.00	30.00	30.00	37.50
TUBE LIGHT PHILIPS 40 WATTS	EACH	100.00	100.00	105.00	95.00	125.00	130.00
ELECTRIC BLUBS "0" WATTE LOCAL	EACH	20.00	25.00	25.00	20.00	22.50	20.00
ELECTRIC BLUB ENERGY SAVER 14 WATTS	EACH	170.00	170.00	165.00	160.00	170.00	200.00
WASHING SOAP 250 GMS SPECIFY BRAND NAME	EACH	40.00	40.00	40.00	37.00	37.50	27.50
SURF EXCEL 400 GMS POLY BAG	EACH	125.00	125.00	125.00	120.00	111.25	130.00
WASHING POWDER 1000 GRM	EACH	150.00	185.00	185.00	175.00	185.00	185.00
WASHING POWDER (WHEEL/ BONUS) 100 GRAMS	EACH	90.00	90.00	90.00	100.00	105.00	90.00
CLEANSER POWDER VIM 1000 GM	PKT.	78.33	70.00	75.00	75.00	72.50	66.67
FINIS 500 ML	BOTTLE	170.00	170.00	182.50	140.00	110.00	110.00
PHNYLE TYPHONE/FINIS/CARRANITE 3 LITRES	BOTTLE	150.00	150.00	165.00	137.50	125.00	130.00
HARPIC	BOTTLE	150.00	145.00	145.00	140.00	142.50	125.00
BOOT POLISH CHERRY/KIWI 50ML	EACH	103.33	100.00	100.00	100.00	90.00	100.00
ROBIN BLUE (35 GRAMS)	PKT.	53.33	50.00	30.00	40.00	28.00	30.00
TISSU PAPER PERFUMED 100 PCS.	PKT	108.33	110.00	105.00	95.00	102.50	90.00
TOILET PAPER ROLL (R.PETEL)	P/ROLL	40.00	38.00	40.00	35.00	35.00	27.50
BOOT POLISH LIQUID CHEERY BLOSSOM KIWI 75 ML	BOTTLE	135.00	135.00	130.00	120.00	137.50	117.00
MATCH BOX SMALL	EACH	2.00	2.00	2.00	2.50	1.00	1.00
DRY CELL 1.5 VOLT(LOCAL)	EACH	33.33	27.50	15.00	25.00	20.00	20.00
HAND STITCHING NEEDLE M.SIZE	PACKET	5.83	6.00	10.00	6.00	6.00	5.00
SEWING MACHINE NEEDLE (SINGER)	EACH	5.83	6.00	7.50	5.00	5.00	5.00
HOUSEHOLD SERVANT FEMALE P/T	P/MNTH	1516.67	1200.00	3000.00	1625.00	2750.00	3500.00
MARRIAGE HALL WITH FURNITURE	P/HEAD	233.33	225.00	200.00	90.00	100.00	60.00
SEPTRAN TABLETS	10TAB.	15.00	15.00	15.00	15.00	16.00	15.00
BRUFEN TABS 200-MG.	10TAB.	10.67	10.00	10.00	10.00	10.00	10.00
PANADOL TAB. EXTRA/PLAIN	10TAB.	12.00	10.00	12.00	12.00	12.00	12.00
DISPRIN TAB.	10TAB.	12.00	10.00	10.00	13.00	12.00	10.00
TRISIL TAB.	10 TAB	10.00	10.00	10.00	10.00	10.00	10.00
FLAGYL TAB. 200 MG.	10TAB.	15.00	10.00	10.00	10.00	10.00	10.00
VENTOLIN TAB. 2MG.	10TAB.	10.00	10.00	10.00	10.00	9.67	10.00
DAONIL TAB. 5 MG.	10TAB.	17.00	17.00	16.30	17.00	16.80	17.00
ENTOX TAB.	10TAB.	10.00	10.00	10.00	10.00	10.00	10.00
RENITEC TAB. 5 MG.	10TAB.	58.50	59.00	58.00	59.00	50.53	58.50
CAC. 1000 TAB	BOTTLE	122.00	122.00	122.00	122.00	122.00	122.00
AMOXIL CAPSOLE 250 MG.S	10CAP.	35.00	35.00	36.00	35.00	36.00	35.00
CALCIUM SYRUP SANDOZ	BOTTLE	64.00	64.00	64.00	64.00	64.00	64.00
LEDERPLEX SYRUP	BOTTLE	35.00	35.00	35.00	35.00	35.00	35.00
SANCOS SYRUP (50 ML.)	BOTTLE	30.00	30.00	30.00	30.00	30.00	30.00
PHENERGAN SYRUP 120 ML.	BOTTLE	33.00	33.00	33.00	34.00	33.00	33.00
CALPOL SYRUP 60 ML.	BOTTLE	28.00	28.00	28.00	28.00	28.00	28.00
HYDRYLLIN SYRUP 120 ML.	BOTTLE	65.00	65.00	65.00	65.00	65.00	65.00
POLYFAX EYE OINTMENT	TUBE	21.00	21.00	21.00	21.00	21.75	21.00
BETNESOL EYE DROPS	BOTTLE	33.89	33.89	34.00	33.89	33.89	34.00
EAR DROPS (CARDISPORINE) ***	BOTTLE	21.00	21.00	21.00	21.00	21.00	21.00
BETNOVATE-N OINTMENT 5 GMS	TUBE	17.00	16.00	16.00	16.00	16.00	16.00

Contd.

7.11 Intercity Consumer Prices July, 2016

Description	Unit	Peshawar	Mardan	Abbott- abad	Bannu	D.I. Khan	Mingora
BURNOL CREAM 30 GRM	TUBE	0.00	0.00	0.00	0.00	0.00	0.00
VICKS VAPORUB/BALM	BOTTLE	36.00	36.00	36.00	36.00	36.00	36.00
GLYCRINE SMALL BOTTLE	BOTTLE	23.33	30.00	30.00	28.75	18.00	30.00
JOUHAR JOSHANDA	PKT.	7.67	8.00	8.00	8.00	8.00	10.00
GALXOS-D (450 GRMS)	PKT.	157.33	157.50	151.88	140.00	150.00	150.00
GRIPE-WATER WOODWARDS	BOTTLE	55.00	55.00	52.50	55.00	55.00	55.00
SANIPLAST ONE PUTTY	EACH	2.00	2.00	2.00	2.00	2.00	2.00
O.R.S. (NIMCOL)	PKT.	17.00	17.00	17.00	17.00	15.00	15.00
DETTOL (MEDIUM)	BOTTLE	46.00	46.80	46.80	46.80	48.00	46.80
COTTON BANDAGE 2" - 4"	EACH	9.00	9.00	15.00	10.00	5.50	6.00
THERMOMETER CHINA	EACH	41.33	40.00	70.00	40.00	45.00	40.00
DOCTOR (MBBS) CLINIC FEE	P/PAT.	266.67	250.00	250.00	175.00	250.00	350.00
URINE TEST (DR) CHARGES	P/TEST	100.00	100.00	100.00	100.00	120.00	100.00
BLOOD TEST (CP) CHARGES	P/TEST	200.00	200.00	287.50	175.00	130.00	250.00
SUGAR TEST (RANDOM/FASTING BOTH) CHARGES	P/TEST	200.00	200.00	150.00	140.00	140.00	100.00
ECG CHARGES	P/TEST	183.33	150.00	250.00	250.00	300.00	150.00
X-RAY (CHEST) CHARGES	P/X-RAY	283.33	300.00	250.00	225.00	300.00	180.00
CAR SUZUKI 800 CC (W/O. A/C)	EACH	693000.00	693000.00	645000.00	0.00	642000.00	0.00
CAR SUZUKI 1000 CC	EACH	1069000.00	1085800.00	1105000.00	0.00	1052000.00	0.00
CAR TOYOTA 1300 CC	EACH	1767500.00	1767500.00	1767500.00	0.00	1767500.00	0.00
CAR HONDA CIVIC	EACH	2039000.00	2039000.00	2180000.00	0.00	0.00	0.00
MOTORCYCLE HONDA CD-70.	EACH	63500.00	63500.00	63500.00	63500.00	63875.00	63500.00
MOTORCYCLE YAMAHA 100CC.	EACH	80000.00	80000.00	79300.00	79000.00	79300.00	0.00
MOTOR CYCLE HERO 70 CC	EACH	43333.33	42500.00	46000.00	43000.00	45000.00	45000.00
BICYCLE WITH TYRES & TUBES	EACH	9000.00	7700.00	9900.00	9300.00	6825.00	6650.00
TYRE CAR WITH TUBE GENERAL	EACH	3593.33	3440.00	3000.00	4900.00	3500.00	3500.00
TYRE MOTOR CYCLE WITHOUT TUBE	EACH	1291.67	1300.00	1150.00	1175.00	1050.00	1250.00
TYRE CYCLE SPECIFY BRAND NAME	EACH	331.67	340.00	550.00	557.50	325.00	500.00
TYRE CAR W/O TUBE	EACH	3460.00	3100.00	2625.00	4600.00	3600.00	3350.00
PETROL SUPER	LITRE	64.21	64.21	64.21	64.21	64.21	64.21
HIGH SPEED DIESEL HSD	LITRE	72.46	72.46	72.46	72.46	72.46	72.46
CNG	K.G.	75.82	0.00	0.00	0.00	0.00	75.82
GAS CYLINDER STAND. SIZE	EACH	990.00	990.00	950.00	890.00	1125.00	845.00
MOTOR CYCLE SERVICE CHARGES	EACH	300.00	280.00	300.00	325.00	275.00	262.50
CAR SERVICE CHARGES	EACH	300.00	300.00	400.00	0.00	400.00	282.50
TYRE PUNCTURE CHARGES	EACH	60.83	50.00	75.00	80.00	50.00	55.00
CYCLE OVERHAULING CHARGES	EACH	350.00	350.00	275.00	600.00	300.00	250.00
CAR TAX FOR 800CC TO 1300CC	YEARLY	1075.00	1075.00	1075.00	1075.00	1075.00	1075.00
TRAIN FARE ECO. 1-100 KM.	P/KM.	0.68	0.00	0.68	0.68	0.00	0.00
TRAIN FARE ECO. 101-500 KM.	P/KM.	0.98	0.00	0.98	0.98	0.00	0.00
TRAIN FARE ECO. > 500 KM.	P/KM.	0.89	0.00	0.89	0.89	0.00	0.00
TRAIN FARE IST SLP. 1-100KM	P/KM.	2.10	0.00	2.10	2.10	0.00	0.00
TRAIN FARE IST SLP.101-500 KM	P/KM.	2.59	0.00	2.59	2.59	0.00	0.00
TRAIN FARE IST SLP. > 500 KM	P/KM.	1.99	0.00	1.99	1.99	0.00	0.00
TRAIN FARE A/C SLP. 1-100KM.	P/KM	5.76	0.00	5.76	5.76	0.00	0.00
TRAIN FARE A/C SLP.101-500KM	P/KM.	4.59	0.00	4.59	4.59	0.00	0.00
TRAIN FARE A/C SLP > 500KM.	P/KM	4.16	0.00	4.16	4.16	0.00	0.00
PLATFORM TICKET	EACH	10.00	0.00	10.00	10.00	0.00	0.00
AUTO RICKSHAW FARES	KM/MIN	53.33	60.00	50.00	40.00	50.00	50.00
FULL TONGA CHARGES	KM/MIN	60.00	60.00	60.00	50.00	0.00	0.00
TAXI 4 SEATER FARE	KM/MIN	100.00	100.00	150.00	40.00	150.00	75.00
BUS FARE MIN (WITHIN CITY)	TICKET	10.00	10.00	10.00	10.00	0.00	0.00
BUS FARE MAX (WITHIN CIT	TICKET	20.00	19.00	10.00	20.00	0.00	0.00
BUS FARE OUTSIDE CITY	P/KM.	0.79	0.79	0.79	0.79	0.79	0.79
A/C BUS FARE OUTSIDE CITY	P/KM.	0.90	0.90	0.90	0.90	0.90	0.90
MINIBUS FARE MIN.WITH IN CITY	TICKET	10.00	0.00	0.00	0.00	0.00	0.00
MINIBUS FARE MAX.WITH IN CITY	TICKET	20.00	0.00	0.00	0.00	0.00	0.00
SUZUKI FARE MIN.WITH IN CITY	TICKET	10.00	10.00	10.00	0.00	10.00	10.00
SUZUKI FARE MAXIMUM W.IN CITY	TICKET	20.00	20.00	13.00	0.00	15.00	15.00
AIR FARE ECONOMY CLASS.	P/KM.	19.26	0.00	0.00	0.00	0.00	0.00
POSTAL ENVELOPE DOMESTIC	EACH	8.00	8.00	8.00	8.00	8.00	8.00
ENVELOPE FOR SAUDI ARABIA	EACH	50.00	50.00	50.00	50.00	50.00	50.00
POSTAL REGISTRATION CHARGES	EACH	28.00	28.00	38.00	36.00	28.00	28.00
U.M.S. REG CHARGES MIN.	EACH	59.00	59.00	59.00	59.00	59.00	59.00

Contd.

7.11 Intercity Consumer Prices July, 2016

Description	Unit	Peshawar	Mardan	Abbott- abad	Bannu	D.I. Khan	Mingora
T.C.S. CH. MIN.WITH IN ZONE	EACH	150.00	150.00	150.00	110.00	150.00	130.00
TELEPHONE CHARGES LOCAL CALL	P/CALL	3.94	3.94	3.94	3.94	3.94	3.94
TEL CHARGES OUT SIDE CITY	P/CALL	3.94	3.94	3.94	3.94	3.94	3.94
INTERNET CHARGES	P/HOUR	30.00	30.00	30.00	40.00	42.50	40.00
MOBILE CELL CHARGES	P/UNIT	2.88	2.88	4.00	2.88	2.50	2.50
FAX CHARGES (LOCAL)	P/PAGE	20.00	30.00	20.00	15.00	15.00	10.00
TELEPHONE SET AV. QLTY	EACH	1183.33	1250.00	1650.00	1050.00	1300.00	1200.00
MOBILE SET NOKIA/SONY/ERICSON/SAMSUNG WITHOUT CAMERA	EACH	2950.00	3100.00	3500.00	2500.00	2250.00	2550.00
T.V. 20" COLORED WEGA H-A21.	EACH	25000.00	34000.00	20000.00	24000.00	20000.00	25500.00
T.V 20" COLOR CHINA/KORIA)	EACH	8833.33	10000.00	10500.00	11000.00	9550.00	8500.00
V.C.P. PANASONIC/LG/NAT	EACH	4000.00	0.00	6500.00	6750.00	5000.00	0.00
DVD/VCD PLAYER PANASONIC/LG	EACH	3066.67	4000.00	6800.00	1950.00	5500.00	1925.00
RADIO WITH C.PLAYER NATIONAL	EACH	2633.33	2650.00	2800.00	2175.00	1900.00	1450.00
PERSONNEL COMPUTER (BRANDED)	EACH	50000.00	48800.00	42000.00	50000.00	41500.00	34500.00
VID. CASSETTE BLK. TDK/SONY	EACH	100.00	100.00	55.00	110.00	100.00	125.00
COM. C.D. (TDK/MATION)	EACH	40.00	40.00	50.00	65.00	50.00	50.00
TAPE RECORDER CASSETTE BLANK	EACH	30.00	30.00	60.00	25.00	42.50	70.00
VIDEO GAME SEGA 16 BYTE	EACH	1250.00	1250.00	1800.00	1500.00	1475.00	0.00
CINEMA A/C. HIGH CLASS	TICKET	85.00	30.00	0.00	0.00	0.00	0.00
CINEMA NON-A/C HIGH CLASS	TICKET	85.00	30.00	30.00	40.00	50.00	100.00
CABLE CHARGES	PER MONT	200.00	300.00	250.00	325.00	300.00	200.00
TV.LICENCE FEE DOMESTIC	YEARLY	420.00	420.00	420.00	420.00	420.00	420.00
ENGLISH BOOK CLASS V1	EACH	75.00	75.00	75.00	75.00	75.00	75.00
ENGLISH BOOK CLASS IX OR X	EACH	68.00	68.00	68.00	68.00	68.00	68.00
ENG. BOOK IST.YR COMPLETE SET	EACH	76.00	76.00	76.00	76.00	76.00	76.00
ENGLISH BOOK BA/B.SC	EACH	120.00	120.00	120.00	120.00	120.00	120.00
URDU BOOK CLASS V (T.B.BORD)	EACH	76.00	76.00	76.00	76.00	76.00	76.00
URDU BOOK CLASS IX/X(T.B.B)	EACH	58.50	58.50	58.50	58.50	58.50	58.50
URDU BOOK IST.YEAR/INTER	EACH	81.00	76.00	76.00	76.00	76.00	76.00
URDU BOOK BA/B.SC	EACH	170.00	160.00	160.00	160.00	160.00	160.00
MATHS BOOK CALSS V (T.B.B)	EACH	105.00	112.50	105.00	105.00	105.00	105.00
MATHS BOOK CLASS IX OR X	EACH	117.00	117.00	117.00	117.00	117.00	117.00
MATHS BOOK IST.YEAR (T.B.B)	EACH	176.00	176.00	176.00	176.00	176.00	176.00
PAKISTAN STUDIES BOOK BA/B.SC	EACH	120.00	120.00	120.00	120.00	120.00	120.00
DAILY "DAWN"	P/COPY	19.00	19.00	19.00	19.00	19.00	19.00
DAILY "JANG"	P/COPY	12.00	12.00	12.00	12.00	12.00	12.00
DAILY "NAWA-E-WAQT"	P/COPY	12.00	12.00	12.00	12.00	12.00	12.00
WEEKLY "AKHBAR-E-JAHAN"	P/COPY	55.00	55.00	55.00	55.00	55.00	55.00
WEEKLY "MAG"	P/COPY	45.00	45.00	45.00	45.00	45.00	45.00
MONTHLY "NAUNEHAL DIGEST"	P/COPY	35.00	35.00	35.00	35.00	35.00	35.00
PAPER FOOLSCAPE (27"x17")	QUIRE	20.00	20.00	35.00	35.00	47.50	25.00
EXERCISE.BOOK LINED 80/100 PGS	EACH	71.67	65.00	65.00	55.00	45.00	65.00
PENCILGOLDFISH/DEER	EACH	6.67	7.00	6.00	6.00	5.00	10.00
PEN INK DOLLOR 57 ML BOTTLE	EACH	20.00	20.00	25.00	20.00	20.00	20.00
PHOTOSTATE PAPER 70 GM	PRT	326.67	330.00	370.00	300.00	355.00	350.00
BALL PEN (local)	EACH	7.00	7.25	7.00	8.50	5.00	10.00
FOUNTAIN PEN HERO/WINGS/CHINA	EACH	44.17	60.00	55.00	35.00	40.00	50.00
PRIVATE SCHOOL FEE ENGLISH MEDIUM AVERAGE STANDARD (CLASS I)	PER MONTH	1966.67	2000.00	2500.00	575.00	500.00	1000.00
PRIVATE SCHOOL FEE ENGLISH MEDIUM AVERAGE STANDARD (CLASS V)	PER MONTH	2200.00	2300.00	3000.00	750.00	800.00	1000.00
PRIVATE SCHOOL FEE ENGLISH MEDIUM AVERAGE STANDARD (CLASS VI)	PER MONTH	2200.00	2300.00	3500.00	800.00	1000.00	1250.00
PRIVATE SCHOOL FEE ENGLISH MEDIUM AVERAGE STANDARD (CLASS X)	PER MONTH	2266.67	2800.00	4000.00	950.00	1800.00	2000.00
PRIVATE MEDICLLE COLLEGE FEE MBBS (IST YEAR)	PER MONTH	52333.33	0.00	50000.00	0.00	0.00	0.00
PRIVATE ENGINEERING COLLEGE FEE (ISTR YEAR)	PER MONTH	15000.00	15000.00	0.00	0.00	0.00	0.00
GOVT. COLLEGE FEE IST. YEAR	MONTH	42.09	42.09	42.09	42.09	42.09	42.09
GOVT. COLLEGE FEE 4TH. YEAR	MONTH	54.90	54.79	50.00	50.00	39.59	39.59
GOVT. UNIVERSITY FEE MSC.	MONTH	1487.93	1487.93	539.58	620.00	540.00	540.00
GOVT. MED. COLLEGE FEE MBBS	MONTH	641.67	641.66	641.66	642.00	641.66	641.66
GOVT. ENGG. COLL. FEE I YEAR	MONTH	595.83	595.83	0.00	404.17	595.83	0.00
COACHING FEE FOR CLASS IX/X	PER MONTH	2500.00	2500.00	1200.00	800.00	1000.00	1750.00
COACHING CHARGES FOR CLASS IST YEAR/INTER (SCIENCE)	PER MONTH	3000.00	3000.00	1500.00	800.00	1100.00	2750.00
COACHING CHARGES FOR CLASS IST YEAR/INTER (COMMERCE)	PER MONTH	3000.00	3000.00	1500.00	750.00	1000.00	950.00
I.T. TUITION FEES	PER MONTH	8667.00	5000.00	4166.00	3000.00	2100.00	0.00
MBA TUITION FEES	PER MONTH	7889.00	6000.00	3000.00	3500.00	2100.00	0.00
BREAD TANDOORI ST. SIZE	EACH	10.00	10.00	10.00	10.00	6.00	10.00

Contd.

7.11 Intercity Consumer Prices July, 2016

Description	Unit	Peshawar	Mardan	Abbott- abad	Bannu	D.I. Khan	Mingora
COOKED MUTTON (AV. HOTEL)	PLATE	183.33	150.00	150.00	150.00	140.00	185.00
COOKED BEEF (AV. HOTEL)	PLATE	121.67	100.00	85.00	95.00	100.00	125.00
COOKED DAL (AV. HOTEL)	PLATE	60.00	60.00	50.00	47.50	70.00	65.00
CHICKEN BIRYANI FULL/DOUBLE	PLATE	133.33	140.00	150.00	130.00	145.00	190.00
TEA PREPARED (ORDINARY)	CUP	15.00	20.00	20.00	20.00	15.00	17.50
HAIRCUT CHARGES FOR MEN	P/CUT	141.67	120.00	85.00	77.50	55.00	82.50
BEAUTY PORL HAIR STYL CHARGE	P/STY.	250.00	225.00	600.00	167.50	140.00	450.00
SHAVING CHARGES	PER SHV	76.67	80.00	50.00	40.00	32.50	55.00
LIPSTICK S.MISS/MEDORA	EACH	113.33	120.00	115.00	120.00	100.00	90.00
NAIL POLISH S.MISS/MEDORA	EACH	103.33	100.00	105.00	120.00	100.00	85.00
PERFUME MED.SIZE MEDORA/BROACH	EACH	186.67	200.00	140.00	160.00	180.00	150.00
HAIR-OIL AMLA/CHAMBELI	BOTTLE	120.00	130.00	120.00	130.00	85.00	100.00
TOILET SOAP LUX 95 GRAMS	EACH	40.67	42.00	40.00	44.00	39.00	35.00
TOILET SOAP LIFEBOUY 140 GRM	EACH	36.33	37.00	36.00	36.00	36.00	36.00
TOILET SOAP SAFEGUARD BATH SIZE	EACH	46.00	46.00	46.00	50.00	48.00	46.00
TOOTHPASTE MACKLINES 70 GRM	EACH	50.00	50.00	50.00	50.00	50.00	50.00
TOOTHPAST MED SIZE CLGATE 70 GMS	EACH	67.50	70.00	70.00	70.00	60.00	75.00
TOOTHBRUSH SHEILD A/PLAUQUE	EACH	45.00	45.00	45.00	32.50	40.00	46.25
TOOTHPOWDER DENTONIC 90 GRM	EACH	30.67	32.00	30.00	30.00	25.00	25.00
HAIR-COLOUR BEGIN (6 GMS)	EACH	103.33	100.00	100.00	95.00	95.00	105.00
HAIR COLOUR (KALAKOLA)	BOTTLE	130.00	130.00	130.00	120.00	125.00	130.00
FACECREAM PONDS (MEDIUM)	EACH	116.67	120.00	120.00	130.00	110.00	110.00
TALC POWDER VICE ROAY,B.CAT	EACH	136.67	150.00	145.00	130.00	110.00	110.00
BLADE TREET ORDINARY 10'S	PKT.	36.67	35.00	45.00	30.00	30.00	30.00
BLADE 7-O-CLOCK STAIN. 5'S	PKT.	35.00	35.00	30.00	30.00	35.00	37.50
SHAMPOO SUNSILK/PAINTIN 100 ML	BOTTLE	100.00	100.00	100.00	100.00	110.00	110.00
BEAUTY CREAM (FAIR & LOVELY)	EACH	66.67	85.00	185.00	85.00	170.00	115.00
HAIR REMOVING CREAM (EU-CREAM)	TUBE	60.00	60.00	65.00	75.00	55.00	60.00
GEL MEDIUM SIZE	BOTTLE	120.00	120.00	150.00	60.00	85.00	120.00
DISPOSABLE RAZOR GILLET-II	EACH	45.00	45.00	42.50	35.00	45.00	45.00
SHAVING CREAM TOUCH-ME/ADM.	EACH	63.33	60.00	65.00	55.00	55.00	60.00
GOLD TEZABI 24 CT	10 GM.	45000.00	45000.00	43810.00	43900.00	41666.00	43834.00
SILVER TEZABI 24 CT	10 GM.	600.00	600.00	600.00	735.00	533.00	584.00
ARTIFICIAL JEWELLARY SET	SET	983.33	1100.00	750.00	975.00	230.00	2125.00
WRIST WATCH GENTS CITIZEN (ORIGINAL) ***	EACH	4000.00	4000.00	2000.00	2500.00	2500.00	4000.00
WRIST WATCH LADIES CITIZEN (ORIGINAL) ***	EACH	4000.00	4500.00	1800.00	2500.00	2500.00	2750.00
WALL CLOCK QUARTZ AV.QLTY	EACH	1350.00	1500.00	525.00	495.00	255.00	650.00
SUITCASE REXIN (24"x16"x6")	EACH	725.00	625.00	1200.00	775.00	725.00	850.00
TRUNK MEDIUM SIZE ***	EACH	1500.00	1500.00	1200.00	1800.00	1300.00	950.00
PURSE LADIES (LEATHER) AVERAGE QUALITY	EACH	1233.33	975.00	700.00	850.00	500.00	600.00

7.11 Intercity Consumer Prices July, 2016

Description	Unit	Quetta	Turbat	Gawadar	Loralai	Khuzdar	D.M. Jamali
WHEAT	10 KG.	350.00	440.00	430.00	365.00	350.00	320.00
WHEAT FLOUR FINE/SUPERIOR.	KG.	51.00	51.00	50.00	46.00	40.00	40.00
WHEAT FLOUR AVG. QLTY	KG.	49.00	45.00	46.50	44.00	40.00	38.00
WHEAT FLOUR BAG	10 KG.	400.00	450.00	460.00	420.00	380.00	355.00
MAIDA	KG.	60.00	76.00	75.00	70.00	43.00	50.00
SUJI	KG.	70.00	80.00	80.00	70.00	70.00	50.00
BESAN AV. QLTY.	KG.	145.00	140.00	160.00	150.00	120.00	140.00
RICE BASMATI SUP. QLTY.	KG.	150.00	145.00	160.00	120.00	90.00	110.00
RICE BASMATI 385/386	KG.	70.00	75.00	90.00	90.00	50.00	77.50
RICE BASMATI BROKEN AV.QLTY	KG.	70.00	60.00	70.00	60.00	40.00	52.50
RICE IRRIG (SINDHI/PUNJAB)	KG.	50.00	45.00	54.00	50.00	40.00	37.50
VERMICELLI	KG.	75.00	80.00	80.00	80.00	70.00	75.00
BREAD PLAIN MEDIUM SIZE	EACH	40.00	30.00	30.00	40.00	40.00	37.50
RUSK (PAPAY)	KG.	135.00	160.00	200.00	180.00	160.00	140.00
BISCUITS-PACKED	PKT	35.00	35.00	35.00	40.00	35.00	35.00
BISCUIT-BAKERY (LOOSE)	250 GM	55.00	60.00	60.00	70.00	90.00	70.00
CORNFLAKS FAUJI 225 GM.	PKT	198.00	152.00	154.00	135.00	153.00	190.00
SAMOSA (VEGATABLE)	EACH	12.00	10.00	10.00	15.00	7.00	10.00
PASTRY AV.QLTY.	EACH	22.50	22.00	20.00	30.00	15.00	20.00
PATTIES (VEGATABLES)	EACH	25.00	22.00	20.00	30.00	15.00	30.00
NIMCO	250 GM	45.00	70.00	90.00	75.00	90.00	70.00
CHIPS	250 GM	50.00	75.00	90.00	60.00	90.00	65.00
BEEF WITH BONE AV.QLTY.	KG	335.00	440.00	420.00	320.00	320.00	260.00
MUTTON AV.QLTY.	KG	600.00	700.00	700.00	600.00	550.00	545.00
CHICKEN FARM BROILER (LIVE)	KG	185.00	270.00	290.00	160.00	195.00	170.00
FISH-RAHU MEDIUM SIZE	KG	310.00	390.00	350.00	320.00	230.00	225.00
MILK FRESH (UNBOILED)	LTR.	90.00	110.00	110.00	95.00	80.00	80.00
CURD	KG.	100.00	120.00	120.00	95.00	90.00	120.00
MILK TETRA PACK 1/2 LTR.	PKT.	60.00	64.00	62.00	65.00	50.00	50.00
LACTOGEN 400 GRAMS	PKT.	425.00	435.00	434.00	425.00	435.00	435.00
POWDER MILK NIDO 400GM.	PKT	389.74	380.00	379.00	380.00	380.00	390.00
MILK POWDER LOOSE/PACKED	KG.	400.00	500.00	510.00	440.00	790.00	475.00
BUTTER LOCAL PACKED	50 GM.	24.00	30.00	30.00	25.00	30.00	37.50
EGGS FARM	DOZ	90.00	96.00	99.00	85.00	85.00	100.00
MUSTARD OIL AV.QLTY.	KG.	190.00	180.00	210.00	180.00	160.00	190.00
COOKING OIL (DALDA)	2.5LTR	445.00	440.00	485.00	545.00	440.00	440.00
COOKING OIL (PAKWAN) OTHER BRAND SPECIFY	2.5 LTR	415.00	425.00	500.00	420.00	445.00	430.00
VEGETABLE GHEE TIN	2.5KG.	430.00	440.00	480.00	425.00	440.00	440.00
VEGETABLE GHEE (LOOSE)	KG.	125.00	157.50	170.00	150.00	120.00	150.00
DATES AV.QLTY.	KG.	185.00	175.00	100.00	240.00	100.00	200.00
PISTACHIO AV.QLTY.	50 GM.	55.00	60.00	100.00	60.00	150.00	70.00
ALMONDS WHOLE AV.QLTY.	KG.	700.00	530.00	525.00	500.00	900.00	825.00
COCONUT DRY AV.QLTY.	KG.	275.00	300.00	260.00	240.00	550.00	250.00
RAISINS AV.QLTY.	50 GM.	22.50	24.00	25.00	20.00	60.00	27.50
GROUNDNUTS (WITH SHELL)	KG.	200.00	150.00	150.00	215.00	200.00	250.00
MALTA/MOSAMBI	DOZ	0.00	0.00	0.00	0.00	0.00	0.00
KINNU	DOZ	0.00	0.00	0.00	0.00	0.00	0.00
APPLE	KG	130.00	120.00	150.00	165.00	100.00	150.00
ALOO BUKHARA	KG	110.00	90.00	100.00	0.00	50.00	180.00
POMEGRANATE (ANNAR)	KG	0.00	0.00	0.00	0.00	0.00	0.00
GRAPES	KG	150.00	190.00	215.00	0.00	120.00	120.00
BANANAS	DOZ	70.00	95.00	90.00	105.00	70.00	60.00
MANGO KALMI	KG	110.00	110.00	100.00	115.00	85.00	110.00
GUAVA	KG	0.00	0.00	0.00	0.00	0.00	0.00
WATERMELON (TURBOOZ)	KG	25.00	45.00	40.00	27.50	20.00	30.00
MUSKMELON (KHARBOOZA)	KG	50.00	40.00	40.00	65.00	50.00	50.00
SWEETMELON (GARMA)	KG	0.00	0.00	0.00	0.00	0.00	0.00
PULSE MASOOR (WHOLE)	KG.	160.00	150.00	150.00	160.00	150.00	140.00
PULSE MASOOR (WASHED)	KG.	165.00	160.00	160.00	140.00	180.00	155.00
PULSE MOONG (WASHED)	KG.	165.00	165.00	175.00	160.00	240.00	165.00
PULSE MASH (WASHED)	KG.	275.00	200.00	200.00	245.00	200.00	185.00
PULSE GRAM	KG.	170.00	140.00	140.00	160.00	140.00	155.00
GRAM WHOLE BLACK AV QLTY.	KG.	140.00	130.00	120.00	140.00	170.00	110.00

Contd.

7.11 Intercity Consumer Prices July, 2016

Description	Unit	Quetta	Turbat	Gawadar	Loralai	Khuzdar	D.M. Jamali
GRAM WHOLE YELLOW AV.QLTY	KG.	160.00	160.00	160.00	160.00	220.00	185.00
BEANS (LAL LOBIA)	KG.	150.00	90.00	90.00	120.00	180.00	125.00
POTATOES	KG	28.00	35.00	40.00	25.00	25.00	22.50
ONION	KG	30.00	40.00	50.00	30.00	35.00	35.00
TURNIP	KG	0.00	0.00	0.00	0.00	0.00	0.00
RADISH	KG	0.00	0.00	0.00	0.00	0.00	0.00
TOMATOES	KG	45.00	105.00	110.00	32.50	30.00	55.00
CABBAGE	KG	0.00	0.00	0.00	0.00	0.00	0.00
CAULIFLOWER	KG	0.00	0.00	0.00	0.00	0.00	0.00
BRINJAL	KG	37.50	60.00	60.00	70.00	25.00	40.00
PUMPKIN	KG	72.50	50.00	60.00	0.00	0.00	55.00
BOTTLEGOURD	KG	72.50	50.00	70.00	60.00	25.00	55.00
LADY FINGER	KG	130.00	90.00	95.00	65.00	60.00	90.00
PEAS	KG	0.00	0.00	0.00	0.00	0.00	0.00
SPINACH	KG	0.00	0.00	0.00	0.00	0.00	0.00
TINDA	KG	47.50	95.00	95.00	50.00	40.00	55.00
TURAI	KG	142.50	75.00	75.00	40.00	60.00	55.00
KARAILA	KG	67.50	120.00	120.00	60.00	95.00	110.00
ARVI	KG	57.50	50.00	70.00	120.00	0.00	80.00
CHILLIES GREEN	KG	92.50	130.00	130.00	110.00	70.00	65.00
CARROT	KG	0.00	0.00	0.00	0.00	0.00	0.00
COCUMBER (KHEERA)	KG	52.50	95.00	95.00	55.00	30.00	55.00
LEMON	250GM	37.50	50.00	70.00	52.50	60.00	25.00
SUGAR REFINED	KG.	70.00	73.00	75.00	65.00	62.00	67.50
GUR AV.QLTY	KG.	90.00	90.00	90.00	80.00	90.00	85.00
HONEY LANGANESE 500 GM.	BOTTLE	740.00	650.00	700.00	610.00	500.00	800.00
MILO 200 GM.	BOTTLE	200.00	220.00	215.00	200.00	200.00	220.00
CUSTARD POWDER RAFHAN 300 GM.	PKT	75.00	82.50	80.00	80.00	75.00	75.00
TOFFEE (HILAL)	EACH	1.00	2.00	2.50	1.00	1.00	2.00
CHOWKELATE CANDY (SMALL SIZE)	EACH	5.00	10.00	10.00	5.00	5.00	5.00
SWEETMEAT (MIXED)	KG	250.00	350.00	350.00	250.00	300.00	320.00
ICE CREAM WALLS	CUP.	40.00	40.00	45.00	40.00	40.00	40.00
ICE	KG	15.00	10.00	15.00	10.00	30.00	20.00
JAM AHMED/MITCHELLES	BOTTLE	140.00	160.00	130.00	140.00	190.00	147.50
SQUASH-MITCHELLES	BOTTLE	160.00	145.00	160.00	160.00	160.00	150.00
ROOH AFZA	BOTTLE	170.00	160.00	160.00	160.00	150.00	160.00
JAM-E-SHIREEN	BOTTLE	170.00	155.00	160.00	175.00	160.00	160.00
SAUNF	50 GM	13.50	14.50	14.00	15.00	40.00	15.00
CINAMON LOOSE AV. QLTY	50 GM.	22.50	30.00	40.00	30.00	40.00	22.50
CUMINSEED WHITE NATIONAL	50 GM.	50.00	52.00	50.00	50.00	80.00	54.00
PEPPER BLACK NATIONAL	50 GM.	96.00	80.00	75.00	110.00	90.00	100.00
CLOVES LOOSE AV.QLTY	50 GM.	86.00	30.00	50.00	150.00	110.00	120.00
CARDAMOM LARGE LOOSE AV.QLTY	50 GM.	145.00	60.00	100.00	150.00	210.00	105.00
CARDAMOM SMALL AV.QLTY	50 GM.	180.00	150.00	150.00	100.00	190.00	95.00
SALT-POWDERED (LAHORI) LOOSE	KG.	10.00	12.00	10.00	10.00	10.00	10.00
SALT POWDERED (NATIONAL/SHAN)	PKT	25.00	25.00	25.00	25.00	25.00	25.00
CHILLIES POWD.NATIONAL 200GM	PKT	105.00	120.00	120.00	110.00	105.00	105.00
CHILLIES POWDER LOOS	KG.	310.00	450.00	350.00	320.00	300.00	290.00
CORRIANDER SEED POWD.NATIONAL	PKT	104.00	80.00	80.00	116.00	100.00	104.00
CORRIANDER SEED (LOOSE)	KG.	230.00	165.00	290.00	280.00	300.00	245.00
TURMERIC POWD.NATIONAL 50GM	PKT.	35.00	56.00	35.00	35.00	39.00	35.00
CURRY POWD. NATIONAL 200 GM	PKT.	87.00	90.00	100.00	85.00	86.00	86.00
TOMATO KETCHUP AHMED/MITCHL	BOTTLE	85.00	100.00	100.00	90.00	120.00	110.00
PICKLES AHMED/MITCHELLES	BOTTLE	105.00	105.00	110.00	120.00	120.00	115.00
VINEGAR SYNTHETIC (SIRKA)	BOTTLE	85.00	50.00	60.00	50.00	50.00	72.50
GARLIC	KG	180.00	300.00	300.00	200.00	240.00	220.00
GINGER	KG	165.00	195.00	200.00	240.00	250.00	260.00
TAPAL DANEDAR TEA 200GM PACKET	PKT	183.16	158.00	158.00	160.00	174.00	157.89
TEA LIPTON YELLOW LABEL 200GM.	PKT.	157.89	165.00	165.00	175.00	157.89	157.89
TEA LOOSE KENYA AV.QLTY 250GM.	PKT.	112.50	172.50	170.00	150.00	170.00	180.00
COFFEE-NESCAFE 75 GM. **	BOTTLE	300.00	300.00	298.00	220.00	270.00	275.00
COLD DRINK (STANDARD SIZ)	BOTTLE	25.00	30.00	30.00	25.00	25.00	25.00
FRUIT JUICE TETRA PACK	PKT.	15.00	20.00	20.00	16.50	20.00	20.00
MINERAL WATER NESTLE 1.5 LTR	BOTTLE	45.00	50.00	50.00	45.00	50.00	50.00

Contd.

7.11 Intercity Consumer Prices July, 2016

Description	Unit	Quetta	Turbat	Gawadar	Loralai	Khuzdar	D.M. Jamali
CIGARETTES K-2 10'S **	PKT	60.00	45.00	45.00	60.00	70.00	60.00
CIGARETTES CAPSTAN 10'S **	PKT	65.00	80.00	75.00	62.50	70.00	70.00
CIGARETTES GOLD LEAF 20'S	PKT	130.00	130.00	125.00	130.00	130.00	130.00
CIGARETTES MORVEN GOLD 20'S	PKT	65.00	70.00	70.00	70.00	70.00	70.00
BETEL LEAVES	50GM.	40.00	40.00	40.00	35.00	70.00	55.00
BETEL NUTS	KG.	235.00	240.00	240.00	300.00	350.00	200.00
LONG CLOTH 57" GUL AHMED/AL-KARAM	METER	170.00	200.00	200.00	250.00	200.00	225.00
SHIRTING AV.QLTY.	METER	150.00	150.00	150.00	155.00	200.00	155.00
PANT CLOTH W & WEAR AV.QLTY	METER	300.00	270.00	300.00	370.00	200.00	200.00
LAWN PRINTED GUL AHMED/AL-KARAM	METER	180.00	200.00	170.00	215.00	180.00	205.00
GEORGETTE AV.QLTY	METER	105.00	90.00	80.00	135.00	100.00	70.00
LINEN AV.QLTY ***	METER	100.00	70.00	75.00	130.00	160.00	100.00
HEAVY WT SUITING LAWERNCPUR AVG QLTY	METER	1100.00	1100.00	1100.00	1000.00	1100.00	900.00
HEAVY WT SUITING LAWERNCPUR SUP QLTY	METER	1300.00	1300.00	1300.00	1500.00	1300.00	1300.00
TROPICAL SUITING LAW.PUR	METER	950.00	950.00	950.00	1000.00	950.00	950.00
PANT BOY 24"/26" LENGTH.	EACH	375.00	400.00	360.00	500.00	1000.00	325.00
SHIRT BOY 24"/26" LENGTH	EACH	275.00	350.00	350.00	300.00	1000.00	325.00
SCHOOL UNI. PANT,SHIRT BOYS	SUIT	900.00	1200.00	1000.00	550.00	1100.00	485.00
SCHOOL UNI. KAMEEZ,SHAL.BOYS	SUIT	1200.00	1000.00	850.00	480.00	1100.00	350.00
SCHOOL UNI. KAMEEZ,SHAL.GIRL	SUIT	1300.00	1000.00	1100.00	470.00	1100.00	500.00
FROCK W/WEAR GIRLS	EACH	450.00	300.00	350.00	475.00	1000.00	350.00
AWAMI-SUIT W & W(BOY) 24"/26	SUIT	475.00	1000.00	1000.00	500.00	500.00	550.00
AWAMI-SUIT W&W (GENTS)AV.QLTY	SUIT	675.00	900.00	850.00	700.00	700.00	1100.00
PULLOVER GENTS OXFORD/BON.	EACH	3250.00	2000.00	2000.00	2800.00	2000.00	2250.00
PULLOVER LADIES OXFORD/BON.	EACH	3350.00	2150.00	2175.00	3000.00	2750.00	2000.00
PULLOVER (GENTS) OTHERS A.QTY	EACH	725.00	600.00	575.00	1100.00	950.00	1800.00
SECOND-HAND COAT FOR MEN	EACH	300.00	250.00	250.00	410.00	300.00	325.00
SECONDHAND SWEETER FOR MEN DUP QLTY	EACH	350.00	200.00	200.00	350.00	220.00	200.00
SECONDHAND WINTER JACKET	EACH	325.00	275.00	250.00	275.00	220.00	275.00
UNDERWEAR AV.QLTY MEDIUM SIZE	EACH	65.00	100.00	100.00	70.00	200.00	65.00
VEST FOR MEN AV.QLTY.	EACH	75.00	130.00	105.00	86.25	200.00	130.00
VEST/SHAMEEZ (WOMEN) AVG. QLTY	EACH	105.00	160.00	170.00	115.00	300.00	100.00
SOCKS NYLON (PAKISTANI)	PAIR	67.50	120.00	120.00	75.00	80.00	55.00
BRASSIER AV.QLTY.	EACH	100.00	120.00	120.00	107.50	400.00	130.00
BRASSIER SUP QLTY	EACH	250.00	190.00	250.00	300.00	400.00	212.50
DOPATTA GEORGETTE AV.QLTY.	EACH	210.00	300.00	300.00	185.00	350.00	190.00
DOPATTA COTTON AV GLTY	EACH	125.00	200.00	215.00	112.50	350.00	140.00
CHADDAR (W/WEAR) (2x2.5 MTR)	EACH	230.00	300.00	300.00	290.00	400.00	525.00
LUNGI/DHOTI(COTTON) AVG. QLTY	EACH	240.00	250.00	270.00	450.00	350.00	200.00
HANDKERCHIEF AVG. QLTY PAK	EACH	30.00	50.00	60.00	32.50	70.00	45.00
HANDKERCHIEF SUP. QLTY PAK	EACH	50.00	65.00	70.00	45.00	90.00	65.00
GLOVES AV QLTY	PAIR	55.00	95.00	85.00	60.00	300.00	45.00
AZARBAND COTTON AVG. QLTY	EACH	12.50	20.00	20.00	13.50	20.00	47.50
SEWING THREAD/REEL(ASLI PARI)	EACH	4.00	7.00	7.00	7.00	6.00	5.50
WASHING CHARGES PAINT & SHIRT	SUIT	65.00	60.00	65.00	75.00	170.00	70.00
DRY CLEANING SUIT COAT PANT	SUIT	150.00	275.00	300.00	150.00	175.00	155.00
WASHING CH. (KAMIZ-SHALWAR)	PAIR	40.00	50.00	80.00	45.00	60.00	65.00
TAILORING SHIRT	EACH	265.00	250.00	250.00	300.00	300.00	275.00
TAILORING CHARGES PANT (MEN)	EACH	425.00	375.00	500.00	400.00	375.00	700.00
TAILORING COAT-PANT SUIT	SUIT	3250.00	3250.00	4000.00	3500.00	3250.00	3500.00
TAILORING AWAMI-SUIT (MALE)	SUIT	600.00	550.00	550.00	575.00	500.00	475.00
TAILORING SUIT FEMALE	SUIT	600.00	400.00	450.00	500.00	400.00	375.00
GENTS SHOES PAUL BATA	PAIR	1199.00	1199.00	1199.00	1199.00	1199.00	1199.00
GENTS SANDAL BATA	PAIR	699.00	699.00	699.00	699.00	699.00	699.00
GENTS SPOUNG CHAPPAL BATA	PAIR	179.00	179.00	179.00	179.00	179.00	179.00
LADIES SANDAL BATA	PAIR	499.00	499.00	499.00	499.00	499.00	499.00
LADIES SPOUNG CHAPPAL BATA	PAIR	179.00	179.00	179.00	179.00	179.00	179.00
CHILD SHOE POWER LITE BATA	PAIR	599.00	599.00	599.00	599.00	599.00	599.00
GENTS SHOE, ART 1109 SERVICE	PAIR	999.00	999.00	999.00	999.00	999.00	999.00
NYLON JOGGER 27 SIZE 2-5 ***	PAIR	1299.00	1299.00	1299.00	1299.00	1299.00	1299.00
CHINA FOOT WEAR AV. QLTY (MALE) *	PAIR	475.00	850.00	750.00	500.00	250.00	550.00
CHINA FOOT WEAR AV. QLTY (FEMALE) *	PAIR	300.00	600.00	600.00	350.00	250.00	425.00
CHINA FOOT WEAR AV. QLTY (CHILDREN) *	PAIR	285.00	550.00	600.00	300.00	250.00	275.00
SHOE REPAIR HALF SOLE	PAIR	90.00	120.00	150.00	55.00	90.00	85.00

Contd.

7.11 Intercity Consumer Prices July, 2016

Description	Unit	Quetta	Turbat	Gawadar	Loralai	Khuzdar	D.M. Jamali
SHOES POLISH CHARGES AVERAGE SHOP	PAIR	20.00	30.00	30.00	17.50	20.00	20.00
HOUSE RENT (combined)	MONTH	10839.00	4829.00	5631.00	4460.00	1997.00	3590.00
rent 2	pm	10839.00	4829.00	5631.00	4460.00	1997.00	3590.00
RENT3	PM	10839.00	4829.00	5631.00	4460.00	1997.00	3590.00
RENT4	PM	10839.00	4829.00	5631.00	4460.00	1997.00	3590.00
RENT5	PM	10839.00	4829.00	5631.00	4460.00	1997.00	3590.00
RENT6	PM	10839.00	4829.00	5631.00	4460.00	1997.00	3590.00
SYNTHETIC ENEMAL ROBIALAC BALTI 3.64 LTR.	EACH	1650.00	1600.00	1600.00	1550.00	1900.00	1800.00
SYNTHETIC ENEMAL ICI BALTI 3.64 LTR.	EACH	1875.00	1800.00	2300.00	1650.00	1900.00	1450.00
CEMENT (LOCAL) SPECIFY BRAND NAME	BAG	560.00	550.00	560.00	470.00	550.00	545.00
BRICKS (NEW) IST CLASS	P/1000	6250.00	0.00	0.00	7000.00	5000.00	5750.00
CEMENT BLOCKS (6"x8"x12")	P/100	0.00	1950.00	2000.00	0.00	1850.00	0.00
BAJREE	100CFT	4250.00	3400.00	4000.00	2775.00	4866.67	2100.00
SAND (BLACK PIT SAND)	K100CFT	3250.00	3000.00	3000.00	3000.00	0.00	2200.00
TIMBER SHESHAM LOG IST QUALITY	cubmt.	55582.00	0.00	0.00	0.00	0.00	0.00
IRON BAR (M.S. BAR) 1/2"	P/TON	75000.00	76500.00	78000.00	74500.00	70000.00	62750.00
CARPENTER WAGE RATE	P/DAY	900.00	1050.00	1000.00	1000.00	1000.00	700.00
MASON (RAJ) WAGE RATE	P/DAY	1100.00	1450.00	1500.00	1200.00	950.00	700.00
UNSKILLED LABOUR WAGE RATE	P/DAY	550.00	650.00	650.00	550.00	475.00	375.00
PLUMBER WAGE RSTE	P/DAY	800.00	1100.00	1200.00	1100.00	1000.00	700.00
ELECTICIAN WAGE RATE PER DAY **	P/DAY	750.00	1200.00	1100.00	700.00	0.00	600.00
ELECTICIAN WAGE RATE PER POINT **	P/PNT	150.00	100.00	100.00	175.00	100.00	125.00
WATER CHARGES PER HOUSE	P/MONTH	125.00	150.00	300.00	0.00	190.00	300.00
ELECT.CHARGES UPTO 50 UNITS	P/UNIT	2.00	2.00	2.00	2.00	2.00	2.00
ELECT.CHARGES 01 - 100 UNIT	P/UNIT	6.18	6.18	6.18	6.18	6.18	6.18
ELECT.CHARGES 101 - 300 UNIT	P/UNIT	9.54	9.54	9.54	9.54	9.54	9.54
ELECT.CHARGES 301 - 1000 UNIT	P/UNIT	16.39	16.39	16.39	16.39	16.39	16.39
ELECT.CHARGES ABOVE 1000 UNIT	P/UNIT	18.39	18.39	18.39	18.39	18.39	18.39
ELEC	PM	10.50	10.50	10.50	10.50	10.50	10.50
GAS CHRg upto 3.3719 MMBTU	MMBTU	128.70	0.00	0.00	0.00	0.00	128.70
GAS CHRg 3.3719 - 6.7438 MMBTU	MMBTU	257.40	0.00	0.00	0.00	0.00	257.40
GAS CHRg 6.7438 - 10.1157 MMBTU	MMBTU	257.40	0.00	0.00	0.00	0.00	257.40
GAS CHRg10.1157 - 13.4876 MMBTU	MMBTU	702.00	0.00	0.00	0.00	0.00	702.00
GAS	PM	702.00	0.00	0.00	0.00	0.00	702.00
GAS	PM	409.50	0.00	0.00	0.00	0.00	409.50
KEROSENE OIL	LTR	55.00	125.00	120.00	80.00	45.00	95.00
FIREWOOD WHOLE	40 KG.	600.00	360.00	400.00	500.00	500.00	475.00
CHAIR SHESHAM WOOD WITH ARMS **	EACH	1150.00	2000.00	2200.00	1350.00	1500.00	1550.00
CHAIR PLASTIC (CHAIRMAN) AVERAGE QUALITY	EACH	550.00	775.00	800.00	587.50	1400.00	750.00
TABLE SHESHAM WOOD (4X2X5") ***	EACH	5500.00	3900.00	3800.00	4500.00	5000.00	5625.00
SOFASET WOODEN WITH FOAM SEAT **	SET	30000.00	10000.00	12000.00	10000.00	12000.00	12000.00
COT IRON (WITH NIWAR)AV.QLTY.	EACH	2600.00	2500.00	2500.00	2550.00	2400.00	2800.00
ALMIRAH (STEEL) 6'X3' 20 GUAGE	EACH	9000.00	10000.00	10000.00	6750.00	12000.00	13000.00
DINNING TABLE 6 CHAIRS A.QLTY	SET	13000.00	24000.00	28000.00	11000.00	10500.00	15500.00
SINGLE BED WITHOUT FOAM MED.	EACH	6500.00	3700.00	3600.00	4500.00	8500.00	5750.00
MATRESS SINGLE(4"THICK)	EACH	3750.00	3500.00	2950.00	3900.00	4500.00	5000.00
FARSHI DARI 12'X9' AV.QLTY	EACH	1000.00	600.00	470.00	1000.00	2500.00	3000.00
DARI COTTON (6'x2 1/2') AV.QL	EACH	475.00	380.00	300.00	500.00	3000.00	425.00
CARPET PLAIN AV. QLTY	SQFT.	61.50	100.00	120.00	35.00	35.00	45.00
QUILT (LIHAF) 3 KG. COTTON	EACH	700.00	500.00	500.00	600.00	1200.00	675.00
BLANKET (90" x 54")	EACH	2000.00	2450.00	2450.00	2000.00	3500.00	4250.00
BEDSHEET SINGLE BED SUP.QLTY	EACH	575.00	400.00	405.00	500.00	1200.00	550.00
BED SHEET DOUBLE WITH TWO PILLOW COVERS SUP QLTY	SET	575.00	520.00	1462.50	550.00	1400.00	800.00
TOWEL(3'x2') AV. QALTY	EACH	150.00	200.00	300.00	250.00	400.00	200.00
CEILING FAN 48" SUPER QLTY **	EACH	2650.00	3700.00	3600.00	2600.00	3300.00	3700.00
PEDESTAL FAN 22" SUPER QLTY	EACH	3600.00	4000.00	4000.00	3500.00	3600.00	4500.00
REFG. DAWLENCE 10 CFT. D.DOOR	EACH	29500.00	36000.00	37000.00	24500.00	33000.00	35000.00
D-FREEZER WAVES 8 CFT.	EACH	33450.00	33000.00	33500.00	23500.00	36000.00	0.00
AIRCONDITIONER 1.5 TON PEL	EACH	45000.00	43500.00	43300.00	40000.00	51000.00	49500.00
SPLIT AIR CONDITIONER 1.5 TON (SPECIFY BRAND NAME)	EACH	47000.00	58000.00	47250.00	43500.00	39000.00	47500.00
AIRCOOLER SUPER ASIA	EACH	11500.00	9500.00	9000.00	10500.00	10500.00	10000.00
WASHING MACHINE SINGER	EACH	15200.00	14700.00	14700.00	13950.00	14700.00	14700.00
SEWING MACHINE(SINGER)	EACH	5210.00	5400.00	5250.00	4975.00	5210.00	5210.00
GIZER LARGE SIZE 30 GALLON CAPACITY SUP QLTY	EACH	12500.00	18000.00	16000.00	12000.00	19000.00	14750.00

Contd.

7.11 Intercity Consumer Prices July, 2016

Description	Unit	Quetta	Turbat	Gawadar	Loralai	Khuzdar	D.M. Jamali
GAS BURNER DOUBLE SPFY.BRAND	EACH	1250.00	1350.00	1200.00	1700.00	2500.00	1500.00
ELECT. IRON PHILIPS MDL.1120	EACH	1150.00	1350.00	1200.00	1800.00	1300.00	1450.00
ELECTRIC JUICER FOR APPLE	EACH	3800.00	3700.00	3600.00	3500.00	2800.00	4000.00
S.STEEL DEGHCHI MEDIUM SIZE ***	EACH	500.00	950.00	900.00	500.00	900.00	575.00
ALUMINIUM COOKING PAN (DEGCHI) MED SIZE	EACH	425.00	700.00	800.00	400.00	950.00	500.00
NON STICK COOKING PAN (DEGCHI) SUP. QLTY	EACH	350.00	950.00	1200.00	345.00	500.00	650.00
FRYING PAN STEEL AVG. QLTY MED. SIZE	EACH	260.00	250.00	225.00	200.00	800.00	475.00
TAWA IORN (MEDIUM SIZE) AVG. QLTY	EACH	200.00	275.00	275.00	200.00	400.00	300.00
S.STEEL PLATE A.QLTY.(M.SIZE)	EACH	85.00	90.00	80.00	42.50	130.00	65.00
TABLE SPOON S.STEEL SUP.QLTY.	DOZEN	325.00	240.00	250.00	300.00	500.00	420.00
WATER SET JUG+6 GLASSES (OMROC)	SET	340.00	600.00	475.00	750.00	900.00	525.00
TEA SET PAK. CHINAWARE 21 PCS.	SET	1100.00	1200.00	1500.00	2500.00	1400.00	1950.00
DINNER SET PLASTIC 72 PIECES SUPERIOR QLTY	SET	4750.00	3450.00	2850.00	3000.00	2500.00	4450.00
HOTPOT SET PLASTIC 3 PCS.	SET	1050.00	900.00	1200.00	1150.00	1500.00	1900.00
BUCKET(BALTI) PLASTIC MED.SIZ	EACH	285.00	370.00	395.00	350.00	400.00	275.00
LOTA PLASTIC (MED SIZE) AVERAGE QUALITY	EACH	40.00	60.00	60.00	50.00	90.00	60.00
PRESURE COOKER 4 LTR.	EACH	1100.00	1000.00	1600.00	1350.00	1600.00	1225.00
WATER COOLER 9/10 LTR.PLASTIC ***	EACH	500.00	500.00	600.00	550.00	600.00	950.00
THERMOS STARVAC 1 LTR	EACH	375.00	670.00	625.00	425.00	700.00	350.00
BULB PHILIPS 100-WATTS	EACH	30.00	30.00	30.00	28.00	30.00	30.00
TUBE LIGHT PHILIPS 40 WATTS	EACH	100.00	135.00	130.00	110.00	100.00	95.00
ELECTRIC BLUBS "0" WATTE LOCAL	EACH	20.00	25.00	25.00	30.00	20.00	25.00
ELECTRIC BLUB ENERGY SAVER 14 WATTS	EACH	180.00	120.00	130.00	140.00	150.00	180.00
WASHING SOAP 250 GMS SPECIFY BRAND NAME	EACH	30.00	24.00	25.00	25.00	40.00	35.00
SURF EXCEL 400 GMS POLY BAG	EACH	130.00	113.00	110.00	110.00	125.00	125.00
WASHING POWDER 1000 GRM	EACH	175.00	192.50	185.00	250.00	175.00	185.00
WASHING POWDER (WHEEL/ BONUS) 100 GRAMS	EACH	85.00	98.00	100.00	90.00	85.00	95.00
CLEANSER POWDER VIM 1000 GM	PKT.	72.00	70.00	80.00	66.67	66.67	75.00
FINIS 500 ML	BOTTLE	187.50	190.00	180.00	280.00	190.00	200.00
PHNYLE TYPHONE/FINIS/CARRANITE 3 LITRES	BOTTLE	120.00	139.00	140.00	140.00	190.00	120.00
HARPIC	BOTTLE	130.00	145.00	145.00	135.00	125.00	150.00
BOOT POLISH CHERRY/KIWI 50ML	EACH	100.00	85.00	100.00	85.00	100.00	105.00
ROBIN BLUE (35 GRAMS)	PKT.	35.00	25.00	30.00	50.00	25.00	25.00
TISSU PAPER PERFUMED 100 PCS.	PKT	100.00	100.00	95.00	118.75	120.00	110.00
TOILET PAPER ROLL (R.PETEL)	P/ROLL	40.00	40.00	40.00	37.50	40.00	40.00
BOOT POLISH LIQUID CHEERY BLOSSOM KIWI 75 ML	BOTTLE	120.00	120.00	120.00	110.00	110.00	140.00
MATCH BOX SMALL	EACH	1.00	2.00	2.00	2.00	2.00	1.50
DRY CELL 1.5 VOLT(LOCAL)	EACH	15.00	15.00	15.00	25.00	30.00	24.50
HAND STITCHING NEEDLE M.SIZE	PACKET	5.00	8.00	8.00	6.00	12.00	5.00
SEWING MACHINE NEEDLE (SINGER)	EACH	5.00	6.00	6.00	5.00	8.00	5.00
HOUSEHOLD SERVANT FEMALE P/T	P/MNTH	1350.00	4000.00	4000.00	1500.00	3500.00	900.00
MARRIAGE HALL WITH FURNITURE	P/HEAD	80.00	50.00	50.00	50.00	50.00	50.00
SEPTRAN TABLETS	10TAB.	16.00	15.00	15.00	16.00	15.00	16.00
BRUFEN TABS 200-MG.	10TAB.	10.00	10.00	10.00	10.00	10.00	10.00
PANADOL TAB. EXTRA/PLAIN	10TAB.	12.00	12.00	12.00	12.00	12.00	12.00
DISPRIN TAB.	10TAB.	12.00	12.00	12.00	12.00	13.00	12.70
TRISIL TAB.	10 TAB	10.00	10.00	10.00	10.00	10.00	10.00
FLAGYL TAB. 200 MG.	10TAB.	10.00	10.00	10.00	10.00	10.00	10.00
VENTOLIN TAB. 2MG.	10TAB.	10.00	10.00	10.00	10.00	10.00	10.00
DAONIL TAB. 5 MG.	10TAB.	17.00	18.00	18.00	16.00	17.00	17.00
ENTOX TAB.	10TAB.	10.00	10.00	10.00	10.00	10.00	10.00
RENITEC TAB. 5 MG.	10TAB.	59.00	60.00	60.00	58.00	59.00	58.50
CAC. 1000 TAB	BOTTLE	122.00	122.00	122.00	122.00	122.00	122.00
AMOXIL CAPSOLE 250 MG.S	10CAP.	36.00	36.00	36.00	36.00	36.00	35.70
CALCIUM SYRUP SANDOZ	BOTTLE	65.00	65.00	65.00	64.00	64.00	64.00
LEDERPLEX SYRUP	BOTTLE	35.00	35.00	35.00	35.00	35.00	35.00
SANCOS SYRUP (50 ML.)	BOTTLE	30.00	30.00	30.00	30.00	30.00	30.00
PHENERGAN SYRUP 120 ML.	BOTTLE	33.00	33.00	33.00	33.00	33.00	33.00
CALPOL SYRUP 60 ML.	BOTTLE	28.00	28.00	28.00	28.00	28.00	28.00
HYDRYLIN SYRUP 120 ML.	BOTTLE	65.00	65.00	65.00	65.00	65.00	65.00
POLYFAX EYE OINTMENT	TUBE	21.00	22.33	23.00	21.00	21.00	21.50
BETNESOL EYE DROPS	BOTTLE	34.00	34.45	33.89	33.89	33.89	33.89
EAR DROPS (CARDISPORINE) ***	BOTTLE	21.00	21.00	21.00	21.00	21.00	21.00
BETNOVATE-N OINTMENT 5 GMS	TUBE	16.00	16.00	16.00	16.00	16.00	16.00

Contd.

7.11 Intercity Consumer Prices July, 2016

Description	Unit	Quetta	Turbat	Gawadar	Loralai	Khuzdar	D.M. Jamali
BURNOL CREAM 30 GRM	TUBE	0.00	0.00	0.00	0.00	0.00	0.00
VICKS VAPORUB/BALM	BOTTLE	36.00	36.00	37.00	36.00	36.00	36.00
GLYCRINE SMALL BOTTLE	BOTTLE	45.00	30.00	30.00	36.00	25.00	15.00
JOUHAR JOSHANDA	PKT.	8.00	7.00	7.00	8.00	7.00	8.00
GALXOS-D (450 GRMS)	PKT.	151.88	140.00	150.00	146.00	140.00	157.50
GRIPE-WATER WOODWARDS	BOTTLE	50.00	55.00	55.00	55.00	55.00	55.00
SANIPLAST ONE PUTTY	EACH	1.50	3.00	3.00	2.00	2.00	1.45
O.R.S. (NIMCOL)	PKT.	15.00	17.00	17.00	15.00	15.00	15.00
DETTOL (MEDIUM)	BOTTLE	46.80	46.80	46.80	46.80	46.80	46.80
COTTON BANDAGE 2" - 4"	EACH	10.00	20.00	20.00	13.00	12.00	10.00
THERMOMETER CHINA	EACH	35.00	50.00	50.00	35.00	50.00	40.00
DOCTOR (MBBS) CLINIC FEE	P/PAT.	200.00	350.00	400.00	200.00	200.00	90.00
URINE TEST (DR) CHARGES	P/TEST	80.00	300.00	300.00	100.00	100.00	85.00
BLOOD TEST (CP) CHARGES	P/TEST	200.00	350.00	350.00	200.00	125.00	225.00
SUGAR TEST (RANDOM/FASTING BOTH) CHARGES	P/TEST	175.00	300.00	300.00	150.00	150.00	200.00
ECG CHARGES	P/TEST	175.00	400.00	400.00	200.00	300.00	150.00
X-RAY (CHEST) CHARGES	P/X-RAY	300.00	500.00	550.00	250.00	230.00	350.00
CAR SUZUKI 800 CC (W/O. A/C)	EACH	0.00	0.00	0.00	0.00	0.00	0.00
CAR SUZUKI 1000 CC	EACH	1044000.00	0.00	0.00	0.00	0.00	0.00
CAR TOYOTA 1300 CC	EACH	1568000.00	0.00	0.00	0.00	0.00	0.00
CAR HONDA CIVIC	EACH	2053000.00	0.00	0.00	0.00	0.00	0.00
MOTORCYCLE HONDA CD-70.	EACH	63500.00	68000.00	69000.00	66000.00	0.00	65500.00
MOTORCYCLE YAMAHA 100CC.	EACH	77000.00	79000.00	80000.00	81000.00	0.00	0.00
MOTOR CYCLE HERO 70 CC	EACH	44000.00	50000.00	0.00	50000.00	0.00	0.00
BICYCLE WITH TYRES & TUBES	EACH	7062.50	6000.00	6750.00	7000.00	0.00	7000.00
TYRE CAR WITH TUBE GENERAL	EACH	3250.00	4000.00	4000.00	3300.00	4000.00	3300.00
TYRE MOTOR CYCLE WITHOUT TUBE	EACH	1050.00	1350.00	1400.00	1100.00	1300.00	1100.00
TYRE CYCLE SPECIFY BRAND NAME	EACH	350.00	300.00	300.00	300.00	500.00	475.00
TYRE CAR W/O TUBE	EACH	2950.00	3500.00	3500.00	2000.00	4600.00	2800.00
PETROL SUPER	LITRE	64.21	64.21	64.21	64.21	64.21	64.21
HIGH SPEED DIESEL HSD	LITRE	72.46	72.46	72.46	72.46	72.46	72.46
CNG	K.G.	75.82	0.00	0.00	0.00	0.00	75.82
GAS CYLINDER STAND. SIZE	EACH	1125.00	880.00	990.00	1000.00	950.00	1700.00
MOTOR CYCLE SERVICE CHARGES	EACH	275.00	200.00	250.00	200.00	400.00	200.00
CAR SERVICE CHARGES	EACH	450.00	350.00	500.00	375.00	500.00	300.00
TYRE PUNCTURE CHARGES	EACH	45.00	100.00	85.00	50.00	80.00	65.00
CYCLE OVERHAULING CHARGES	EACH	190.00	150.00	275.00	190.00	300.00	100.00
CAR TAX FOR 800CC TO 1300CC	YEARLY	400.00	400.00	400.00	400.00	400.00	400.00
TRAIN FARE ECO. 1-100 KM.	P/KM.	0.68	0.68	0.68	0.00	0.00	0.68
TRAIN FARE ECO. 101-500 KM.	P/KM.	0.98	0.00	0.98	0.00	0.00	0.98
TRAIN FARE ECO. > 500 KM.	P/KM.	0.89	0.89	0.89	0.00	0.00	0.89
TRAIN FARE IST SLP. 1-100KM	P/KM.	2.10	2.10	2.10	0.00	0.00	2.10
TRAIN FARE IST SLP.101-500 KM	P/KM.	2.59	2.59	2.59	0.00	0.00	2.59
TRAIN FARE IST SLP. > 500 KM	P/KM.	1.99	1.99	1.99	0.00	0.00	1.99
TRAIN FARE A/C SLP. 1-100KM.	P/KM.	5.76	5.76	5.76	0.00	0.00	5.76
TRAIN FARE A/C SLP.101-500KM	P/KM.	4.59	4.59	4.59	0.00	0.00	4.59
TRAIN FARE A/C SLP > 500KM.	P/KM.	4.16	4.16	4.16	0.00	0.00	4.16
PLATEFORM TICKET	EACH	10.00	5.00	10.00	0.00	0.00	10.00
AUTO RICKSHAW FARES	KM/MIN	65.00	40.00	55.00	50.00	65.00	50.00
FULL TONGA CHARGES	KM/MIN	80.00	0.00	0.00	50.00	0.00	0.00
TAXI 4 SEATER FARE	KM/MIN	60.00	50.00	60.00	60.00	60.00	60.00
BUS FARE MIN (WITHIN CITY)	TICKET	20.00	0.00	0.00	0.00	0.00	0.00
BUS FARE MAX (WITHIN CIT	TICKET	18.00	0.00	0.00	0.00	0.00	0.00
BUS FARE OUTSIDE CITY	P/KM.	0.90	0.90	0.90	0.90	0.90	0.90
A/C BUS FARE OUTSIDE CITY	P/KM.	1.32	1.32	1.32	1.32	1.32	1.32
MINIBUS FARE MIN.WITH IN CITY	TICKET	20.00	0.00	35.00	0.00	0.00	0.00
MINIBUS FARE MAX.WITH IN CITY	TICKET	20.00	0.00	0.00	0.00	0.00	0.00
SUZUKI FARE MIN.WITH IN CITY	TICKET	0.00	10.00	10.00	0.00	15.00	0.00
SUZUKI FARE MAXIMUM W.IN CITY	TICKET	0.00	30.00	40.00	0.00	30.00	0.00
AIR FARE ECONOMY CLASS.	P/KM.	19.26	19.26	19.26	0.00	19.26	0.00
POSTAL ENVELOPE DOMESTIC	EACH	8.00	8.00	8.00	8.00	8.00	8.00
ENVELOPE FOR SAUDI ARABIA	EACH	50.00	50.00	50.00	45.00	50.00	45.00
POSTAL REGISTRATION CHARGES	EACH	28.00	38.00	38.00	38.00	28.00	38.00
U.M.S. REG CHARGES MIN.	EACH	59.00	59.00	59.00	59.00	59.00	59.00

Contd.

7.11 Intercity Consumer Prices July, 2016

Description	Unit	Quetta	Turbat	Gawadar	Loralai	Khuzdar	D.M. Jamali
T.C.S. CH. MIN.WITH IN ZONE	EACH	110.00	150.00	150.00	150.00	150.00	150.00
TELEPHONE CHARGES LOCAL CALL	P/CALL	3.94	3.94	3.94	3.94	3.94	3.94
TEL CHARGES OUT SIDE CITY	P/CALL	3.94	3.94	3.94	3.94	3.94	3.94
INTERNET CHARGES	P/HOUR	25.00	30.00	30.00	38.75	20.00	30.00
MOBILE CELL CHARGES	P/UNIT	3.00	3.00	3.00	3.00	4.00	3.00
FAX CHARGES (LOCAL)	P/PAGE	15.00	30.00	25.00	20.00	20.00	15.00
TELEPHONE SET AV. QLTY	EACH	575.00	850.00	800.00	675.00	800.00	850.00
MOBILE SET NOKIA/SONY/ERICSON/SAMSUNG WITHOUT CAMERA	EACH	3000.00	2100.00	2400.00	2750.00	3000.00	3750.00
T.V. 20" COLORED WEGA H-A21.	EACH	18000.00	10500.00	11000.00	18000.00	17500.00	20000.00
T.V 20" COLOR CHINA/KORIA)	EACH	13000.00	7000.00	8000.00	12000.00	8500.00	16500.00
V.C.P. PANASONIC/LG/NAT	EACH	6900.00	4500.00	0.00	6000.00	0.00	6500.00
DVD/VCD PLAYER PANASONIC/LG	EACH	5200.00	3000.00	0.00	4800.00	3000.00	4750.00
RADIO WITH C.PLAYER NATIONAL	EACH	1925.00	1600.00	2375.00	2000.00	1900.00	1650.00
PERSONNEL COMPUTER (BRANDED)	EACH	42000.00	28000.00	28000.00	28000.00	28000.00	28000.00
VID. CASSETTE BLK. TDK/SONY	EACH	155.00	150.00	150.00	150.00	0.00	0.00
COM. C.D. (TDK/IMATION)	EACH	72.50	35.00	35.00	30.00	40.00	60.00
TAPE RECORDER CASSETTE BLANK	EACH	40.00	35.00	37.50	35.00	45.00	30.00
VIDEO GAME SEGA 16 BYTE	EACH	1150.00	900.00	900.00	1250.00	1000.00	0.00
CINEMA A/C. HIGH CLASS	TICKET	0.00	0.00	0.00	0.00	0.00	0.00
CINEMA NON-A/C HIGH CLASS	TICKET	150.00	0.00	0.00	20.00	0.00	0.00
CABLE CHARGES	PER MONT	400.00	350.00	300.00	300.00	300.00	300.00
TV.LICENCE FEE DOMESTIC	YEARLY	420.00	420.00	420.00	420.00	420.00	420.00
ENGLISH BOOK CLASS V1	EACH	59.00	59.00	59.00	59.00	59.00	59.00
ENGLISH BOOK CLASS IX OR X	EACH	56.00	56.00	56.00	56.00	56.00	56.00
ENG. BOOK IST.YR COMPLETE SET	EACH	65.00	65.00	65.00	65.00	65.00	65.00
ENGLISH BOOK BA/B.SC	EACH	175.00	175.00	175.00	175.00	175.00	175.00
URDU BOOK CLASS V (T.B.BORD)	EACH	75.00	75.00	75.00	75.00	75.00	75.00
URDU BOOK CLASS IX/X(T.B.B)	EACH	63.50	63.50	63.50	63.50	63.50	63.50
URDU BOOK IST.YEAR/INTER	EACH	85.00	85.00	85.00	85.00	85.00	85.00
URDU BOOK BA/B.SC	EACH	175.00	175.00	175.00	175.00	175.00	175.00
MATHS BOOK CALSS V (T.B.B)	EACH	90.00	90.00	90.00	90.00	90.00	90.00
MATHS BOOK CLASS IX OR X	EACH	130.50	130.50	130.50	130.50	130.50	130.50
MATHS BOOK IST.YEAR (T.B.B)	EACH	138.00	138.00	138.00	138.00	138.00	138.00
PAKISTAN STUDIES BOOK BA/B.SC	EACH	300.00	300.00	300.00	300.00	300.00	300.00
DAILY "DAWN"	P/COPY	19.00	19.00	19.00	19.00	19.00	19.00
DAILY "JANG"	P/COPY	12.00	12.00	12.00	12.00	12.00	12.00
DAILY "NAWA-E-WAQT"	P/COPY	12.00	12.00	12.00	12.00	12.00	12.00
WEEKLY "AKHBAR-E-JAHAN"	P/COPY	55.00	55.00	55.00	55.00	55.00	55.00
WEEKLY "MAG"	P/COPY	45.00	45.00	45.00	45.00	45.00	45.00
MONTHLY "NAUNEHAL DIGEST"	P/COPY	35.00	35.00	35.00	35.00	35.00	35.00
PAPER FOOLSCAPE (27"x17")	QUIRE	27.50	25.00	27.00	35.00	60.00	35.00
EXERCISE.BOOK LINED 80/100 PGS	EACH	37.50	40.00	40.00	60.00	60.00	27.50
PENCILGOLDFISH/DEER	EACH	5.00	5.00	6.00	7.00	10.00	5.00
PEN INK DOLLOR 57 ML BOTTLE	EACH	20.00	20.00	20.00	20.00	20.00	20.00
PHOTOSTATE PAPER 70 GM	PRT	355.00	530.00	550.00	400.00	450.00	350.00
BALL PEN (local)	EACH	5.00	8.00	7.00	5.00	10.00	5.00
FOUNTAIN PEN HERO/WINGS/CHINA	EACH	35.00	40.00	50.00	50.00	45.00	37.50
PRIVATE SCHOOL FEE ENGLISH MEDIUM AVERAGE STANDARD (CLASS I)	PER MONTH	750.00	725.00	800.00	600.00	400.00	475.00
PRIVATE SCHOOL FEE ENGLISH MEDIUM AVERAGE STANDARD (CLASS V)	PER MONTH	1150.00	900.00	900.00	750.00	560.00	550.00
PRIVATE SCHOOL FEE ENGLISH MEDIUM AVERAGE STANDARD (CLASS VI)	PER MONTH	1200.00	1300.00	1300.00	1000.00	675.00	700.00
PRIVATE SCHOOL FEE ENGLISH MEDIUM AVERAGE STANDARD (CLASS X)	PER MONTH	1400.00	1600.00	1600.00	1200.00	635.00	950.00
PRIVATE MEDICLE COLLEGE FEE MBBS (1ST YEAR)	PER MONTH	0.00	0.00	0.00	0.00	0.00	0.00
PRIVATE ENGINEERING COLLEGE FEE (ISTR YEAR)	PER MONTH	5700.00	0.00	0.00	0.00	117.00	0.00
GOVT. COLLEGE FEE IST. YEAR	MONTH	60.00	7.50	7.50	7.50	7.50	7.00
GOVT. COLLEGE FEE 4TH. YEAR	MONTH	80.00	9.00	9.00	9.00	9.00	9.00
GOVT. UNIVERSITY FEE MSC.	MONTH	350.00	350.00	350.00	350.00	350.00	350.00
GOVT. MED. COLLEGE FEE MBBS	MONTH	950.00	0.00	950.00	0.00	0.00	950.00
GOVT. ENGG. COLL. FEE I YEAR	MONTH	850.00	0.00	3850.00	0.00	850.00	850.00
COACHING FEE FOR CLASS IX/X	PER MONTH	500.00	1200.00	1500.00	600.00	600.00	1000.00
COACHING CHARGES FOR CLASS IST YEAR/INTER (SCIENCE)	PER MONTH	1000.00	0.00	1500.00	0.00	0.00	1500.00
COACHING CHARGES FOR CLASS IST YEAR/INTER (COMMERCE)	PER MONTH	1000.00	0.00	1500.00	0.00	0.00	1500.00
I.T. TUITION FEES	PER MONTH	1800.00	0.00	920.00	0.00	0.00	0.00
MBA TUITION FEES	PER MONTH	0.00	0.00	0.00	0.00	0.00	0.00
BREAD TANDOORI ST. SIZE	EACH	10.00	10.00	10.00	10.00	20.00	10.00

Contd.

7.11 Intercity Consumer Prices July, 2016

Description	Unit	Quetta	Turbat	Gawadar	Loralai	Khuzdar	D.M. Jamali
COOKED MUTTON (AV. HOTEL)	PLATE	160.00	130.00	160.00	225.00	230.00	115.00
COOKED BEEF (AV. HOTEL)	PLATE	90.00	90.00	130.00	135.00	180.00	95.00
COOKED DAL (AV. HOTEL)	PLATE	65.00	70.00	85.00	60.00	80.00	40.00
CHICKEN BIRYANI FULL/DOUBLE	PLATE	150.00	150.00	145.00	115.00	80.00	90.00
TEA PREPARED (ORDINARY)	CUP	21.00	20.00	20.00	22.50	20.00	20.00
HAIRCUT CHARGES FOR MEN	P/CUT	100.00	100.00	100.00	60.00	80.00	55.00
BEAUTY PORL HAIR STYL CHARGE	P/STY.	350.00	300.00	350.00	250.00	250.00	225.00
SHAVING CHARGES	PER SHV	60.00	45.00	50.00	50.00	40.00	35.00
LIPSTICK S.MISS/MEDORA	EACH	120.00	90.00	100.00	90.00	100.00	105.00
NAIL POLISH S.MISS/MEDORA	EACH	95.00	80.00	80.00	80.00	100.00	80.00
PERFUME MED.SIZE MEDORA/BROACH	EACH	100.00	100.00	100.00	100.00	200.00	180.00
HAIR-OIL AMLA/CHAMBELI	BOTTLE	100.00	90.00	80.00	100.00	100.00	120.00
TOILET SOAP LUX 95 GRAMS	EACH	43.00	35.00	40.00	46.00	40.00	42.00
TOILET SOAP LIFEBOUY 140 GRM	EACH	37.00	36.00	36.00	36.00	36.00	36.00
TOILET SOAP SAFEGUARD BATH SIZE	EACH	50.00	50.00	45.00	48.00	50.00	46.00
TOOTHPASTE MACKLINES 70 GRM	EACH	50.00	50.00	50.00	50.00	50.00	50.00
TOOTHPAST MED SIZE CLGATE 70 GRMS	EACH	65.00	70.00	80.00	70.00	70.00	65.00
TOOTHBRUSH SHEILD A/PLAUQUE	EACH	50.00	50.00	50.00	40.00	50.00	47.50
TOOTHPOWDER DENTONIC 90 GRM	EACH	35.00	35.00	35.00	25.00	25.00	30.00
HAIR-COLOUR BEGIN (6 GMS)	EACH	105.00	90.00	90.00	95.00	100.00	105.00
HAIR COLOUR (KALAKOLA)	BOTTLE	130.00	120.00	120.00	120.00	120.00	130.00
FACECREAM PONDS (MEDIUM)	EACH	120.00	100.00	100.00	120.00	170.00	120.00
TALC POWDER VICE ROAY,B.CAT	EACH	145.00	130.00	120.00	120.00	170.00	130.00
BLADE TREET ORDINARY 10'S	PKT.	30.00	30.00	30.00	40.00	50.00	30.00
BLADE 7-O-CLOCK STAIN. 5'S	PKT.	45.00	35.00	35.00	35.00	60.00	30.00
SHAMPOO SUNSILK/PAINTIN 100 ML	BOTTLE	110.00	115.00	110.00	100.00	122.50	100.00
BEAUTY CREAM (FAIR & LOVELY)	EACH	185.00	85.00	180.00	100.00	130.00	185.00
HAIR REMOVING CREAM (EU-CREAM)	TUBE	65.00	60.00	70.00	80.00	65.00	60.00
GEL MEDIUM SIZE	BOTTLE	80.00	60.00	60.00	120.00	180.00	120.00
DISPOSABLE RAZOR GILLET-II	EACH	45.00	45.00	47.50	45.00	50.00	40.00
SHAVING CREAM TOUCH-ME/ADM.	EACH	70.00	50.00	60.00	60.00	70.00	60.00
GOLD TEZABI 24 CT	10 GM.	42500.00	45000.00	45000.00	42750.00	44100.00	44500.00
SILVER TEZABI 24 CT	10 GM.	620.00	1000.00	1100.00	0.00	580.00	600.00
ARTIFICIAL JEWELLARY SET	SET	480.00	500.00	525.00	400.00	450.00	500.00
WRIST WATCH GENTS CITIZEN (ORIGINAL) ***	EACH	2550.00	2550.00	2500.00	2550.00	2500.00	2500.00
WRIST WATCH LADIES CITIZEN (ORIGINAL) ***	EACH	2550.00	2500.00	2600.00	2500.00	2500.00	2500.00
WALL CLOCK QUARTZ AV.QLTY	EACH	475.00	450.00	325.00	500.00	600.00	500.00
SUITCASE REXIN (24"x16"x6")	EACH	1500.00	1000.00	1075.00	1000.00	2300.00	1000.00
TRUNK MEDIUM SIZE ***	EACH	675.00	650.00	3000.00	600.00	2300.00	1200.00
PURSE LADIES (LEATHER) AVERAGE QUALITY	EACH	400.00	350.00	1500.00	275.00	500.00	325.00

**7.11 Intercity Consumer Prices
July, 2016**

Description	Unit	Value in Rupees	
		Average	% Change
FOOD & NON-ALCOHOLIC BEVERAGES			
WHEAT	10 KG.	323.18	0.08
WHEAT FLOUR FINE/SUPERIOR.	KG.	43.65	0.34
WHEAT FLOUR AVG. QLTY	KG.	38.43	0.42
WHEAT FLOUR BAG	10 KG.	375.65	1.32
MAIDA	KG.	52.44	0.11
SUJI	KG.	54.27	0.78
BESAN AV. QLTY.	KG.	151.82	5.87
RICE BASMATI SUP. QLTY.	KG.	114.32	1.54
RICE BASMATI 385/386	KG.	74.69	1.54
RICE BASMATI BROKEN AV.QLTY	KG.	59.95	0.84
RICE IRRI-6 (SINDH/PUNJAB)	KG.	45.23	1.85
VERMICELLI	KG.	81.09	1.12
BREAD PLAIN MEDIUM SIZE	EACH	40.95	0.61
RUSK (PAPAY)	KG.	192.28	0.72
BISCUITS-PACKED	PKT	36.24	1.23
BISCUIT-BAKERY (LOOSE)	250 GM	77.87	0.57
CORNFLAKS FAUJI 225 GM.	PKT	179.13	0.06
SAMOSA (VEGATABLE)	EACH	13.15	0.46
PASTRY AV.QLTY.	EACH	25.79	0.74
PATTIES (VEGATABLES)	EACH	21.68	0.56
NIMCO	250 GM	68.77	0.13
CHIPS	250 GM	74.52	0.00
BEEF WITH BONE AV.QLTY.	KG	306.49	0.20
MUTTON AV.QLTY.	KG	618.54	0.65
CHICKEN FARM BROILER (LIVE)	KG	156.76	-4.51
FISH-RAHU MEDIUM SIZE	KG	287.03	0.22
MILK FRESH (UNBOILED)	LTR.	79.47	0.79
CURD	KG.	92.54	0.82
MILK TETRA PACK 1/2 LTR.	PKT.	59.28	0.00
LACTOGEN 400 GRAMS	PKT.	431.83	-0.03
POWDER MILK NIDO 400GM.	PKT	382.28	0.03
MILK POWDER LOOSE/PACKED	KG.	501.96	0.10
BUTTER LOCAL PACKED	50 GM.	30.62	0.39
EGGS FARM	DOZ	87.94	8.89
MUSTARD OIL AV.QLTY.	KG.	180.48	0.00
COOKING OIL (DALDA)	2.5LTR	458.38	0.00
COOKING OIL (PAKWAN) OTHER BRAND SPECIFY	2.5 LTR	401.62	0.55
VEGETABLE GHEE TIN	2.5KG.	445.96	0.03
VEGETABLE GHEE (LOOSE)	KG.	142.53	-0.77
DATES AV.QLTY.	KG.	179.4	-0.38
PISTACHIO AV.QLTY.	50 GM.	105.59	-0.03
ALMONDS WHOLE AV.QLTY.	KG.	670.03	-0.01
COCONUT DRY AV.QLTY.	KG.	272.9	0.43
RAISINS AV.QLTY.	50 GM.	22.38	0.00
GROUNDNUTS (WITH SHELL)	KG.	182.49	0.07
MALTA/MOSAMBI	DOZ	0	-100.00
KINNU	DOZ	0	
APPLE	KG	150.2	3.64
ALOO BUKHARA	KG	175.52	-14.81
POMEGRANATE (ANNAR)	KG	0	
GRAPES	KG	185.84	
BANANAS	DOZ	90.33	-8.09
MANGO KALMI	KG	107.17	-4.49
GUAVA	KG	0	
WATERMELON (TURBOOZ)	KG	27	4.85
MUSKMELON (KHARBOOZA)	KG	41.56	-0.36
SWEETMELON (GARMA)	KG	50	
PULSE MASOOR (WHOLE)	KG.	139.75	0.40
PULSE MASOOR (WASHED)	KG.	150.64	0.19
PULSE MOONG (WASHED)	KG.	155.82	-0.93
PULSE MASH (WASHED)	KG.	260.48	-0.88

Contd.

**7.11 Intercity Consumer Prices
July, 2016**

Description	Unit	Value in Rupees	
		Average	% Change
PULSE GRAM	KG.	150.68	5.63
GRAM WHOLE BLACK AV QLTY.	KG.	136.1	4.45
GRAM WHOLE YELLOW AV.QLTY	KG.	182.36	13.03
BEANS (LAL LOBIA)	KG.	141.42	0.78
POTATOES	KG	33.99	17.45
ONION	KG	31.72	1.57
TURNIP	KG	0	
RADISH	KG	0	
TOMATOES	KG	70.89	92.22
CABBAGE	KG	0	
CAULIFLOWER	KG	0	
BRINJAL	KG	52.13	23.50
PUMPKIN	KG	40.78	14.71
BOTTLEGOURD	KG	68.16	78.10
LADY FINGER	KG	87.26	70.33
PEAS	KG	0	
SPINACH	KG	0	
TINDA	KG	74.32	26.50
TURAI	KG	68.33	52.01
KARAILA	KG	69.77	53.00
ARVI	KG	77.21	-12.27
CHILLIES GREEN	KG	77.75	8.12
CARROT	KG	0	
COCUMBER (KHEERA)	KG	65.95	50.95
LEMON	250GM	35.25	-21.44
SUGAR REFINED	KG.	66.71	3.60
GUR AV.QLTY	KG.	88.65	2.50
HONEY LANGANESE 500 GM.	BOTTLE	801.42	0.98
MILO 200 GM.	BOTTLE	210.92	1.04
CUSTARD POWDER RAFHAN 300 GM.	PKT	79.23	0.16
TOFFEE (HILAL)	EACH	1.44	1.41
CHOWKELATE CANDY (SMALL SIZE)	EACH	5.4	0.00
SWEETMEAT (MIXED)	KG	315.94	0.48
ICE CREAM WALLS	CUP.	40.53	0.47
ICE	KG	11.94	0.84
JAM AHMED/MITCHELLES	BOTTLE	137.17	0.00
SQUASH-MITCHELLES	BOTTLE	156.79	0.12
ROOH AFZA	BOTTLE	160.88	0.78
JAM-E-SHIREEN	BOTTLE	166.07	0.40
SAUNF	50 GM	17.77	0.85
CINAMON LOOSE AV. QLTY	50 GM.	25.82	1.37
CUMINSEED WHITE NATIONAL	50 GM.	52.98	0.00
PEPPER BLACK NATIONAL	50 GM.	98.73	0.39
CLOVES LOOSE AV.QLTY	50 GM.	89.47	-0.18
CARDAMOM LARGE LOOSE AV.QLTY	50 GM.	145.53	-0.39
CARDAMOM SMALL AV.QLTY	50 GM.	103.72	0.13
SALT-POWDERED (LAHORI) LOOSE	KG.	10.56	0.28
SALT POWDERED (NATIONAL/SHAN)	PKT	24.58	0.53
CHILLIES POWD.NATIONAL 200GM	PKT	106.15	0.00
CHILLIES POWDER LOOS	KG.	283.96	0.57
CORRIANDER SEED POWD.NATIONAL	PKT	102.59	0.00
CORRIANDER SEED (LOOSE)	KG.	255.26	0.69
TURMERIC POWD.NATIONAL 50GM	PKT.	35.8	0.00
CURRY POWD. NATIONAL 200 GM	PKT.	87.06	0.55
TOMATO KETCHUP AHMED/MITCHL	BOTTLE	94.67	0.53
PICKLES AHMED/MITCHELLES	BOTTLE	109.54	-0.17
VINEGAR SYNTHETIC (SIRKA)	BOTTLE	75.4	0.49
GARLIC	KG	235.96	23.73
GINGER	KG	140.25	-0.93
TAPAL DANEDAR TEA 200GM PACKET	PKT	157.93	-0.49
TEA LIPTON YELLOW LABEL 200GM.	PKT.	158.46	-0.63
TEA LOOSE KENYA AV.QLTY 250GM.	PKT.	149.15	0.32
COFFEE-NESCAFE 75 GM. **	BOTTLE	324.33	-0.46

Contd.

**7.11 Intercity Consumer Prices
July, 2016**

Description	Unit	Value in Rupees	
		Average	% Change
COLD DRINK (STANDARD SIZ)	BOTTLE	25.17	0.32
FRUIT JUICE TETRA PACK	PKT.	18.76	0.00
MINERAL WATER NESTLE 1.5 LTR	BOTTLE	49.1	0.00
ALCOHOLIC BEVERAGES & TOBACCO			
CIGARETTES K-2 10'S **	PKT	62.08	1.57
CIGARETTES CAPSTAN 10'S **	PKT	70.27	1.15
CIGARETTES GOLD LEAF 20'S	PKT	131.13	1.26
CIGARETTES MORVEN GOLD 20'S	PKT	69.91	0.75
BETEL LEAVES	50GM.	75.39	1.41
BETEL NUTS	KG.	369.19	0.86
CLOTHING & FOOTWEAR			
LONG CLOTH 57" GUL AHMED/AL-KARAM	METER	225.58	0.17
SHIRTING AV.QLTY.	METER	178.36	0.25
PANT CLOTH W & WEAR AV.QLTY	METER	398.21	0.16
LAWN PRINTED GUL AHMED/AL-KARAM	METER	290.88	0.00
GEORGETTE AV.QLTY	METER	141.89	-0.09
LINEN AV.QLTY ***	METER	156.51	0.24
HEAVY WT SUITING LAWERNCPUR AVG QLTY	METER	1321.33	0.00
HEAVY WT SUITING LAWERNCPUR SUP QLTY	METER	1759.54	0.00
TROPICAL SUITING LAW.PUR	METER	1124.98	0.00
PANT BOY 24"/26" LENGTH.	EACH	520.38	0.24
SHIRT BOY 24"/26" LENGTH	EACH	407.96	0.31
SCHOOL UNI. PANT,SHIRT BOYS	SUIT	713.58	0.00
SCHOOL UNI. KAMEEZ,SHAL.BOYS	SUIT	670.65	0.00
SCHOOL UNI. KAMEEZ,SHAL.GIRL	SUIT	701.87	0.00
FROCK W/WEAR GIRLS	EACH	1082.05	0.05
AWAMI-SUIT W & W(BOY) 24"/26	SUIT	1008.9	0.25
AWAMI-SUIT W&W (GENTS)AV.QLTY	SUIT	1340.58	0.14
PULLOVER GENTS OXFORD/BON.	EACH	2818.69	0.54
PULLOVER LADIES OXFORD/BON.	EACH	2713	0.56
PULLOVER (GENTS) OTHERS A.QTY	EACH	976.48	0.00
SECOND-HAND COAT FOR MEN	EACH	429.66	0.00
SECONDHAND SWEETER FOR MEN DUP QLTY	EACH	318.98	0.00
SECONDHAND WINTER JACKET	EACH	417.67	0.08
UNDERWEAR AV.QLTY MEDIUM SIZE	EACH	131.34	0.29
VEST FOR MEN AV.QLTY.	EACH	135.99	0.00
VEST/SHAMEEZ (WOMEN) AVG. QLTY	EACH	158.81	0.16
SOCKS NYLON (PAKISTANI)	PAIR	87.99	0.00
BRASSIER AV.QLTY.	EACH	161.33	0.78
BRASSIER SUP QLTY	EACH	373.6	0.25
DOPATTA GEORGETTE AV.QLTY.	EACH	294.35	0.00
DOPATTA COTTON AV GLTY	EACH	236.98	0.00
CHADDAR (W/WEAR) (2x2.5 MTR)	EACH	451.73	0.00
LUNGI/DHOTI(COTTON) AVG. QLTY	EACH	307.25	0.00
HANDKERCHIEF AVG. QLTY PAK	EACH	42.06	0.29
HANDKERCHIEF SUP. QLTY PAK	EACH	65.49	0.18
GLOVES AV QLTY	PAIR	102.64	-0.24
AZARBAND COTTON AVG. QLTY	EACH	18.47	0.71
SEWING THREAD/REEL(ASLI PARI)	EACH	6.9	0.00
WASHING CHARGES PAINT & SHIRT	SUIT	99.6	0.00
DRY CLEANING SUIT COAT PANT	SUIT	325.89	0.00
WASHING CH. (KAMIZ-SHALWAR)	PAIR	70.52	0.00
TAILORING SHIRT	EACH	378.86	0.00
TAILORING CHARGES PANT (MEN)	EACH	643.23	0.78
TAILORING COAT-PANT SUIT	SUIT	3858.92	0.00
TAILORING AWAMI-SUIT (MALE)	SUIT	570.39	0.77
TAILORING SUIT FEMALE	SUIT	486.69	0.52
GENTS SHOES PAUL BATA	PAIR	1201.5	0.00
GENTS SANDAL BATA	PAIR	699	0.00
GENTS SPOUNG CHAPPAL BATA	PAIR	189	0.00
LADIES SANDAL BATA	PAIR	499	0.00
LADIES SPOUNG CHAPPAL BATA	PAIR	179	0.00
CHILD SHOE POWER LITE BATA	PAIR	599	0.00

Contd.

7.11 Intercity Consumer Prices July, 2016

			Value in Rupees	
Description	Unit	Average	% Change	
GENTS SHOE, ART 1109 SERVICE	PAIR	999	0.00	
NYLON JOGGER 27 SIZE 2-5 ***	PAIR	1299	0.00	
CHINA FOOT WEAR AV. QLTY (MALE) *	PAIR	692.47	0.24	
CHINA FOOT WEAR AV. QLTY (FEMALE) *	PAIR	532.74	0.24	
CHINA FOOT WEAR AV. QLTY (CHILDREN) *	PAIR	447.46	0.42	
SHOE REPAIR HALF SOLE	PAIR	105.07	0.48	
SHOES POLISH CHARGES AVERAGE SHOP	PAIR	19.52	0.31	
HOUSING, WATER, ELECT,GAS & OTH FUEL				
HOUSE RENT (combined)	MONTH	6835.13	1.74	
rent 2	pm	6822.03	1.36	
RENT3	PM	6814.53	1.25	
RENT4	PM	6814.53	1.25	
RENT5	PM	6817.03	1.28	
RENT6	PM	6814.53	1.25	
SYNTHETIC ENEMAL ROBIALAC BALTI 3.64 LTR.	EACH	1883.72	0.04	
SYNTHETIC ENEMAL ICI BALTI 3.64 LTR.	EACH	1961.7	0.05	
CEMENT (LOCAL) SPECIFY BRAND NAME	BAG	542.61	3.58	
BRICKS (NEW) IST CLASS	P/1000	6717.91	0.49	
CEMENT BLOCKS (6"x8"x12")	P/100	2836.54	8.04	
BAJREE	100CFT	4136.21	3.18	
SAND (BLACK PIT SAND)	K100CFT	2246.26	0.57	
TIMBER SHESHAM LOG IST QUALITY	cubmt.	56297.22	1.12	
IRON BAR (M.S. BAR) 1/2"	P/TON	64627.02	-0.04	
CARPANTER WAGE RATE	P/DAY	845.01	0.30	
MASON (RAJ) WAGE RATE	P/DAY	952.65	0.93	
UNSKILLED LABOUR WAGE RATE	P/DAY	514.83	0.49	
PLUMBER WAGE RSTE	P/DAY	867.89	0.61	
ELECTICIAN WAGE RATE PER DAY **	P/DAY	808.49	0.54	
ELECTICIAN WAGE RATE PER POINT **	P/PNT	122.17	0.00	
WATER CHARGES PER HOUSE	P/MONTH	125.56	1.06	
ELECT.CHARGES UPTO 50 UNITS	P/UNIT	2	0.00	
ELECT.CHARGES 01 - 100 UNIT	P/UNIT	6.18	0.00	
ELECT.CHARGES 101 - 300 UNIT	P/UNIT	9.5	0.00	
ELECT.CHARGES 301 - 1000 UNIT	P/UNIT	16.39	0.00	
ELECT.CHARGES ABOVE 1000 UNIT	P/UNIT	18.39	0.00	
ELEC	PM	10.5	0.00	
GAS CHRg upto 3.3719 MMBUT	MMBTU	128.7	0.00	
GAS CHRg 3.3719 - 6.7438 MMBUT	MMBTU	257.4	0.00	
GAS CHRg 6.7438 - 10.1157 MMBUT	MMBTU	257.4	0.00	
GAS CHRg10.1157 - 13.4876 MMBUT	MMBTU	702	0.00	
GAS	PM	702	0.00	
GAS	PM	409.5	0.00	
KEROSENE OIL	LTR	83.66	0.61	
FIREWOOD WHOLE	40 KG.	529.46	-0.24	
FURNISHING HOUSE HOLD EQUIPMENTS				
CHAIR SHESHAM WOOD WITH ARMS **	EACH	2031.58	0.15	
CHAIR PLASTIC (CHAIRMAN) AVERAGE QUALITY	EACH	791.79	0.16	
TABLE SHESHAM WOOD (4X2X5") ***	EACH	5688.03	0.15	
SOFASET WOODEN WITH FOAM SEAT **	SET	17294.44	0.25	
COT IRON (WITH NIWAR)AV.QLTY.	EACH	2249.54	0.06	
ALMIRAH (STEEL) 6'X3' 20 GUAGE	EACH	9682.32	0.00	
DINNING TABLE 6 CHAIRS A.QLTY	SET	21504.57	0.23	
SINGLE BED WITHOUT FOAM MED.	EACH	6165.45	-0.10	
MATRESS SINGLE(4"THICK)	EACH	4900.96	-0.23	
FARSHI DARI 12'X9' AV.QLTY	EACH	1347.1	0.00	
DARI COTTON (6'x2 1/2') AV.QL	EACH	618.53	0.00	
CARPET PLAIN AV. QLTY	SQFT.	42.75	0.00	
QUILT (LIHAF) 3 KG. COTTON	EACH	928.73	0.00	
BLANKET (90" x 54")	EACH	3442.28	0.00	
BEDSHEET SINGLE BED SUP.QLTY	EACH	627.79	-0.40	
BED SHEET DOUBLE WITH TWO PILLOW COVERS SUP QLTY	SET	1237.78	0.00	
TOWEL(3'x2') AV. QALTY	EACH	261.87	0.00	
CEILING FAN 48" SUPER QLTY **	EACH	3089.58	0.00	

Contd.

**7.11 Intercity Consumer Prices
July, 2016**

Description	Unit	Value in Rupees	
		Average	% Change
PEDESTAL FAN 22" SUPER QLTY	EACH	4164.31	0.24
REFG. DAWLENCE 10 CFT. D.DOOR	EACH	31093.13	0.12
D-FREEZER WAVES 8 CFT.	EACH	30333.33	0.20
AIRCONDITIONER 1.5 TON PEL	EACH	42536.25	0.00
SPLIT AIR CONDITIONER 1.5 TON (SPECIFY BRAND NAME)	EACH	44832.42	-0.06
AIRCOOLER SUPER ASIA	EACH	11826.46	0.69
WASHING MACHINE SINGER	EACH	15919.67	0.03
SEWING MACHINE(SINGER)	EACH	6160.88	0.69
GIZER LARGE SIZE 30 GALLON CAPACITY SUP QLTY	EACH	18648.19	1.10
GAS BURNER DOUBLE SPFY.BRAND	EACH	1843.89	0.00
ELECT. IRON PHILIPS MDL.1120	EACH	1885.42	-0.31
ELECTRIC JUICER FOR APPLE	EACH	5259.38	-0.12
S.STEEL DEGHCHI MEDIUM SIZE ***	EACH	637.51	0.00
ALUMINIUM COOKING PAN (DEGCHI) MED SIZE	EACH	624.79	0.00
NON STICK COOKING PAN (DEGCHI) SUP. QLTY	EACH	923.44	0.00
FRYING PAN STEEL AVG. QLTY MED. SIZE	EACH	392.86	-0.08
TAWA IORN (MEDIUM SIZE) AVG. QLTY	EACH	315.04	0.10
S.STEEL PLATE A.QLTY.(M.SIZE)	EACH	75.76	0.00
TABLE SPOON S.STEEL SUP.QLTY.	DOZEN	397.47	0.00
WATER SET JUG+6 GLASSES (OMROC)	SET	515.14	0.00
TEA SET PAK. CHINAWARE 21 PCS.	SET	1794.13	0.00
DINNER SET PLASTIC 72 PIECES SUPERIOR QLTY	SET	5369.53	0.00
HOTPOT SET PLASTIC 3 PCS.	SET	1357.08	0.00
BUCKET(BALTI) PLASTIC MED.SIZ	EACH	335.86	0.00
LOTA PLASTIC (MED SIZE) AVERAGE QUALITY	EACH	56.09	0.16
PRESURE COOKER 4 LTR.	EACH	1441.69	0.04
WATER COOLER 9/10 LTR.PLASTIC ***	EACH	614.02	0.00
THERMOS STARVAC 1 LTR	EACH	497.92	0.00
BULB PHILIPS 100-WATTS	EACH	31.32	0.42
TUBE LIGHT PHILIPS 40 WATTS	EACH	104.25	0.00
ELECTRIC BLUBS "0" WATTE LOCAL	EACH	22.39	0.00
ELECTRIC BLUB ENERGY SAVER 14 WATTS	EACH	159.81	0.00
WASHING SOAP 250 GMS SPECIFY BRAND NAME	EACH	33	0.00
SURF EXCEL 400 GMS POLY BAG	EACH	118.57	0.91
WASHING POWDER 1000 GRM	EACH	176.69	0.00
WASHING POWDER (WHEEL/ BONUS) 100 GRAMS	EACH	94.59	-0.98
CLEANSER POWDER VIM 1000 GM	PKT.	76.13	0.24
FINIS 500 ML	BOTTLE	197.28	0.00
PHNYLE TYPHONE/FINIS/CARRANITE 3 LITRES	BOTTLE	148.33	0.34
HARPIC	BOTTLE	145.81	0.00
BOOT POLISH CHERRY/KIWI 50ML	EACH	107.12	0.02
ROBIN BLUE (35 GRAMS)	PKT.	43.43	0.12
TISSU PAPER PERFUMED 100 PCS.	PKT	108.32	0.46
TOILET PAPER ROLL (R.PETEL)	P/ROLL	38.49	0.00
BOOT POLISH LIQUID CHEERY BLOSSOM KIWI 75 ML	BOTTLE	137.86	-0.36
MATCH BOX SMALL	EACH	2.28	-0.87
DRY CELL 1.5 VOLT(LOCAL)	EACH	23.7	0.17
HAND STITCHING NEEDLE M.SIZE	PACKET	7.88	0.00
SEWING MACHINE NEEDLE (SINGER)	EACH	6.23	0.00
HOUSEHOLD SERVANT FEMALE P/T	P/MNTH	1963.31	0.26
MARRIAGE HALL WITH FURNITURE	P/HEAD	114.91	-0.65
HEALTH	HEALTH	HEALTH	HEALTH
SEPTRAN TABLETS	10TAB.	16.38	1.36
BRUFEN TABS 200-MG.	10TAB.	9.82	0.00
PANADOL TAB. EXTRA/PLAIN	10TAB.	11.9	0.42
DISPRIN TAB.	10TAB.	12.18	0.16
TRISIL TAB.	10 TAB	10	0.00
FLAGYL TAB. 200 MG.	10TAB.	10.16	1.30
VENTOLIN TAB. 2MG.	10TAB.	10.02	0.50
DAONIL TAB. 5 MG.	10TAB.	16.96	0.00
ENTOX TAB.	10TAB.	10	0.00
RENITEC TAB. 5 MG.	10TAB.	58.41	0.00
CAC. 1000 TAB	BOTTLE	122	0.00

Contd.

**7.11 Intercity Consumer Prices
July, 2016**

Description	Unit	Value in Rupees	
		Average	% Change
AMOXIL CAPSOLE 250 MG.S	10CAP.	35.71	0.00
CALCIUM SYRUP SANDOZ	BOTTLE	64.1	0.00
LEDERPLEX SYRUP	BOTTLE	35	0.00
SANCOS SYRUP (50 ML.)	BOTTLE	29.75	0.00
PHENERGAN SYRUP 120 ML.	BOTTLE	33.15	0.00
CALPOL SYRUP 60 ML.	BOTTLE	28	0.00
HYDRYLLIN SYRUP 120 ML.	BOTTLE	65	0.00
POLYFAX EYE OINTMENT	TUBE	21.11	0.00
BETNESOL EYE DROPS	BOTTLE	33.89	0.00
EAR DROPS (CARDISPORINE) ***	BOTTLE	21	0.00
BETNOVATE-N OINTMENT 5 GMS	TUBE	16.27	0.00
BURNOL CREAM 30 GRM	TUBE	16	0.00
VICKS VAPORUB/BALM	BOTTLE	36.03	0.00
GLYCRINE SMALL BOTTLE	BOTTLE	23.96	0.00
JOUHAR JOSHANDA	PKT.	7.94	0.63
GALXOS-D (450 GRMS)	PKT.	153.61	-0.02
GRIPE-WATER WOODWARDS	BOTTLE	54.56	0.22
SANIPLAST ONE PUTTY	EACH	1.89	0.00
O.R.S. (NIMCOL)	PKT.	16.45	0.00
DETTOL (MEDIUM)	BOTTLE	48.19	0.04
COTTON BANDAGE 2" - 4"	EACH	9.73	0.31
THERMOMETER CHINA	EACH	43.74	0.00
DOCTOR (MBBS) CLINIC FEE	P/PAT.	187.08	0.00
URINE TEST (DR) CHARGES	P/TEST	108.09	0.00
BLOOD TEST (CP) CHARGES	P/TEST	251.55	0.00
SUGAR TEST (RANDOM/FASTING BOTH) CHARGES	P/TEST	177.9	0.00
ECG CHARGES	P/TEST	232.75	0.00
X-RAY (CHEST) CHARGES	P/X-RAY	307.92	0.00
TRANSPORT			
CAR SUZUKI 800 CC (W/O. A/C)	EACH	647153.6	0.03
CAR SUZUKI 1000 CC	EACH	1081196	1.37
CAR TOYOTA 1300 CC	EACH	1846875	5.55
CAR HONDA CIVIC	EACH	2092500	-0.45
MOTORCYCLE HONDA CD-70.	EACH	63868.59	0.00
MOTORCYCLE YAMAHA 100CC.	EACH	79709.09	0.04
MOTOR CYCLE HERO 70 CC	EACH	44678.92	-0.08
BICYCLE WITH TYRES & TUBES	EACH	7531.83	-0.03
TYRE CAR WITH TUBE GENERAL	EACH	3220.21	0.00
TYRE MOTOR CYCLE WITHOUT TUBE	EACH	1091.43	0.00
TYRE CYCLE SPECIFY BRAND NAME	EACH	365.76	0.00
TYRE CAR W/O TUBE	EACH	3026.54	-0.06
PETROL SUPER	LITRE	64.65	0.69
HIGH SPEED DIESEL HSD	LITRE	72.94	0.65
CNG	K.G.	69.8	-0.50
GAS CYLINDER STAND. SIZE	EACH	945.31	-1.16
MOTOR CYCLE SERVICE CHARGES	EACH	270.4	0.00
CAR SERVICE CHARGES	EACH	347.01	0.00
TYRE PUNCTURE CHARGES	EACH	67.52	2.66
CYCLE OVERHAULING CHARGES	EACH	300.32	0.69
CAR TAX FOR 800CC TO 1300CC	YEARLY	1840.8	0.00
TRAIN FARE ECO. 1-100 KM.	P/KM.	0.68	0.00
TRAIN FARE ECO. 101-500 KM.	P/KM.	0.98	0.00
TRAIN FARE ECO. > 500 KM.	P/KM.	0.89	0.00
TRAIN FARE IST SLP. 1-100KM	P/KM.	2.11	0.00
TRAIN FARE IST SLP.101-500 KM	P/KM.	2.59	0.00
TRAIN FARE IST SLP. > 500 KM	P/KM.	1.99	0.00
TRAIN FARE A/C SLP. 1-100KM.	P/KM.	5.76	0.00
TRAIN FARE A/C SLP.101-500KM	P/KM.	4.59	0.00
TRAIN FARE A/C SLP > 500KM.	P/KM.	4.16	0.00
PLATFORM TICKET	EACH	9.85	0.00
AUTO RICKSHAW FARES	KM/MIN	54.7	0.00
FULL TONGA CHARGES	KM/MIN	65.22	0.00
TAXI 4 SEATER FARE	KM/MIN	84.36	0.00

Contd.

**7.11 Intercity Consumer Prices
July, 2016**

Description	Unit	Value in Rupees	
		Average	% Change
BUS FARE MIN (WITHIN CITY)	TICKET	10.06	0.00
BUS FARE MAX (WITHIN CIT	TICKET	18.72	0.00
BUS FARE OUTSIDE CITY	P/KM.	0.83	0.00
A/C BUS FARE OUTSIDE CITY	P/KM.	1.34	0.00
MINIBUS FARE MIN.WITH IN CITY	TICKET	13.55	0.00
MINIBUS FARE MAX.WITH IN CITY	TICKET	19.48	0.00
SUZUKI FARE MIN.WITH IN CITY	TICKET	11.25	0.00
SUZUKI FARE MAXIMUM W.IN CITY	TICKET	19.29	0.00
AIR FARE ECONOMY CLASS.	P/KM.	19.26	0.00
COMMUNICATION			
POSTAL ENVELOPE DOMESTIC	EACH	8	0.00
ENVELOPE FOR SAUDI ARABIA	EACH	49.63	0.00
POSTAL REGISTRATION CHARGES	EACH	34.76	0.00
U.M.S. REG CHARGES MIN.	EACH	58.93	0.00
T.C.S. CH. MIN.WITH IN ZONE	EACH	143.5	1.23
TELEPHONE CHARGES LOCAL CALL	P/CALL	3.94	0.00
TEL CHARGES OUT SIDE CITY	P/CALL	3.94	0.00
INTERNET CHARGES	P/HOUR	29.64	0.00
MOBILE CELL CHARGES	P/UNIT	3.07	0.00
FAX CHARGES (LOCAL)	P/PAGE	18.41	0.88
TELEPHONE SET AV. QLTY	EACH	791.39	0.00
MOBILE SET NOKIA/SONY/ERICSON/SAMSUNG WITHOUT CAMERA	EACH	2869.08	0.06
RECREATION AND CULTURE			
T.V. 20" COLORED WEGA H-A21.	EACH	19118.96	0.05
T.V 20" COLOR CHINA/KORIA)	EACH	11115.83	-1.00
V.C.P. PANASONIC/LG/NAT	EACH	5434.78	-0.25
DVD/VCD PLAYER PANASONIC/LG	EACH	4119.2	0.00
RADIO WITH C.PLAYER NATIONAL	EACH	2232.42	0.00
PERSONNEL COMPUTER (BRANDED)	EACH	43975.12	0.00
VID. CASSETTE BLK. TDK/SONY	EACH	143.51	0.00
COM. C.D. (TDK/IMATION)	EACH	51.45	0.00
TAPE RECORDER CASSETTE BLANK	EACH	46.44	0.00
VIDEO GAME SEGA 16 BYTE	EACH	1283.82	0.00
CINEMA A/C. HIGH CLASS	TICKET	117.5	0.00
CINEMA NON-A/C HIGH CLASS	TICKET	60.77	0.00
CABLE CHARGES	PER MONT	291.96	0.00
TV.LICENCE FEE DOMESTIC	YEARLY	420	0.00
ENGLISH BOOK CLASS V1	EACH	69.94	0.00
ENGLISH BOOK CLASS IX OR X	EACH	92.23	0.00
ENG. BOOK IST.YR COMPLETE SET	EACH	86.78	0.00
ENGLISH BOOK BA/B.SC	EACH	163.25	0.00
URDU BOOK CLASS V (T.B.BORD)	EACH	65.11	0.00
URDU BOOK CLASS IX/X(T.B.B)	EACH	98.47	0.00
URDU BOOK IST.YEAR/INTER	EACH	60	0.00
URDU BOOK BA/B.SC	EACH	144.5	0.00
MATHS BOOK CALSS V (T.B.B)	EACH	91.89	0.00
MATHS BOOK CLASS IX OR X	EACH	215	0.00
MATHS BOOK IST.YEAR (T.B.B)	EACH	148.13	0.00
PAKISTAN STUDIES BOOK BA/B.SC	EACH	150.5	0.00
DAILY "DAWN"	P/COPY	19	0.00
DAILY "JANG"	P/COPY	12	0.00
DAILY "NAWA-E-WAQT"	P/COPY	12	0.00
WEEKLY "AKHBAR-E-JAHAN"	P/COPY	55	0.00
WEEKLY "MAG"	P/COPY	45.13	0.00
MONTHLY "NAUNEHAL DIGEST"	P/COPY	35	0.00
PAPER FOOLSCAPE (27"x17")	QUIRE	38.23	0.00
EXERCISE.BOOK LINED 80/100 PGS	EACH	47.5	0.00
PENCILGOLDFISH/DEER	EACH	6.62	0.00
PEN INK DOLLOR 57 ML BOTTLE	EACH	21.5	0.00
PHOTOSTATE PAPER 70 GM	PRT	358.17	0.00
BALL PEN (local)	EACH	7.06	0.00
FOUNTAIN PEN HERO/WINGS/CHINA	EACH	43.82	0.00

Contd.

7.11 Intercity Consumer Prices July, 2016

Description	Unit	Value in Rupees	
		Average	% Change
EDUCATION			
PRIVATE SCHOOL FEE ENGLISH MEDIUM AVERAGE STANDARD (CLASS I)	PER MONT	1441.78	0.00
PRIVATE SCHOOL FEE ENGLISH MEDIUM AVERAGE STANDARD (CLASS V)	PER MONT	1569.01	0.00
PRIVATE SCHOOL FEE ENGLISH MEDIUM AVERAGE STANDARD (CLASS VI)	PER MONT	1738.98	0.00
PRIVATE SCHOOL FEE ENGLISH MEDIUM AVERAGE STANDARD (CLASS X)	PER MONT	2062.24	0.00
PRIVATE MEDICL COLLEGE FEE MBBS (1ST YEAR)	PER MONT	45499	0.00
PRIVATE ENGINEERING COLLEGE FEE (ISTR YEAR)	PER MONT	11094.91	0.00
GOVT. COLLEGE FEE 1ST. YEAR	MONTH	44.99	0.00
GOVT. COLLEGE FEE 4TH. YEAR	MONTH	59.03	0.00
GOVT. UNIVERSITY FEE MSC.	MONTH	401.64	0.00
GOVT. MED. COLLEGE FEE MBBS	MONTH	1287.73	0.00
GOVT. ENGG. COLL. FEE I YEAR	MONTH	1107.81	0.00
COACHING FEE FOR CLASS IX/X	PER MONT	1236.65	-3.98
COACHING CHARGES FOR CLASS 1ST YEAR/INTER (SCIENCE)	PER MONT	1819.5	0.15
COACHING CHARGES FOR CLASS 1ST YEAR/INTER (COMMERCE)	PER MONT	1563.12	0.00
I.T. TUITION FEES	PER MONT	2634.21	0.00
MBA TUITION FEES	PER MONT	6207.64	-3.05
RESTAURANTS AND HOTELS			
BREAD TANDOORI ST. SIZE	EACH	7.88	0.00
COOKED MUTTON (AV. HOTEL)	PLATE	155.38	1.38
COOKED BEEF (AV. HOTEL)	PLATE	92.08	0.82
COOKED DAL (AV. HOTEL)	PLATE	54.91	0.59
CHICKEN BIRYANI FULL/DOUBLE	PLATE	132.44	0.38
TEA PREPARED (ORDINARY)	CUP	19.92	0.00
MISCELLANEOUS GOODS AND SERVICES			
HAIRCUT CHARGES FOR MEN	P/CUT	77.57	0.32
BEAUTY PORL HAIR STYL CHARGE	P/STY.	289.36	0.00
SHAVING CHARGES	PER SHV	43.38	0.00
LIPSTICK S.MISS/MEDORA	EACH	109.46	0.46
NAIL POLISH S.MISS/MEDORA	EACH	90.77	1.11
PERFUME MED.SIZE MEDORA/BROACH	EACH	171.17	0.05
HAIR-OIL AMLA/CHAMBELI	BOTTLE	114	0.33
TOILET SOAP LUX 95 GRAMS	EACH	37.6	0.03
TOILET SOAP LIFEBOUY 140 GRM	EACH	36.78	0.27
TOILET SOAP SAFEGUARD BATH SIZE	EACH	47.03	0.64
TOOTHPASTE MACKLINES 70 GRM	EACH	50	0.00
TOOTHPAST MED SIZE CLGATE 70 GMS	EACH	67.95	0.37
TOOTHBRUSH SHEILD A/PLAUQUE	EACH	41.03	0.00
TOOTHPOWDER DENTONIC 90 GRM	EACH	29.42	3.16
HAIR-COLOUR BEGIN (6 GMS)	EACH	102.46	0.62
HAIR COLOUR (KALAKOLA)	BOTTLE	127.81	0.20
FACECREAM PONDS (MEDIUM)	EACH	117.92	0.00
TALC POWDER VICE ROAY,B.CAT	EACH	141.48	0.27
BLADE TREET ORDINARY 10'S	PKT.	35.75	0.00
BLADE 7-O-CLOCK STAIN. 5'S	PKT.	34.5	0.00
SHAMPOO SUNSILK/PAINTIN 100 ML	BOTTLE	107.14	0.00
BEAUTY CREAM (FAIR & LOVELY)	EACH	144.39	0.03
HAIR REMOVING CREAM (EU-CREAM)	TUBE	64.88	0.78
GEL MEDIUM SIZE	BOTTLE	98.5	0.19
DISPOSABLE RAZOR GILLET-II	EACH	42.35	0.00
SHAVING CREAM TOUCH-ME/ADM.	EACH	62.71	0.40
GOLD TEZABI 24 CT	10 GM.	43769.5	5.57
SILVER TEZABI 24 CT	10 GM.	646.05	4.36
ARTIFICIAL JEWELLARY SET	SET	753.8	0.25
WRIST WATCH GENTS CITIZEN (ORIGINAL) ***	EACH	3532.43	-0.28
WRIST WATCH LADIES CITIZEN (ORIGINAL) ***	EACH	3524.93	-0.22
WALL CLOCK QUARTZ AV.QLTY	EACH	556.53	-0.50
SUITCASE REXIN (24"x16"x6")	EACH	1209.7	1.94
TRUNK MEDIUM SIZE ***	EACH	1595.82	0.00
PURSE LADIES (LEATHER) AVERAGE QUALITY	EACH	781.94	-0.16

8. PUBLIC FINANCE

8.1 Customs Revenue Receipts

(Million Rupees)

S. No.	Description	Annual				
		2011-12	2012-13	2013-14	2014-15	2015-16
1	Meat, fish and their preparations	93.75	151.69	253.87	322.60	470.73
2	Milk, butter, cheese and honey	2478.59	2235.00	2879.15	5371.62	4577.30
3	Fruits, nuts and vegetables	1427.16	1554.43	2368.46	2830.70	5718.73
4	Coffee, nuts and vegetables	3547.64	3730.56	3713.70	4202.54	6385.82
5	Oil-seeds and miscellaneous fruits	120.73	146.20	176.67	1117.13	2765.29
6	Vegetable plaiting materials	616.43	868.55	998.91	828.97	852.59
7	Animal and vegetable fats and oil	18417.04	20247.00	20658.72	21183.29	25910.37
8	Sugar and confectionery	372.89	291.17	383.73	523.17	818.76
9	Edible, preparation of cereal & vegetables	2916.04	3099.12	3991.29	5319.78	6788.91
10	Beverages, spirits and vinegars	192.14	176.65	179.36	228.65	279.05
11	Residues on waste from the food industries prepared animal fodder	53.16	59.44	141.58	2622.94	4359.11
12	Tobacco	251.94	144.14	213.57	136.15	164.87
13	Mineral, fuel, oils and products thereof	19140.05	20398.80	16760.58	24413.27	37991.81
14	Chemicals and chemical products	6798.82	7327.76	8239.32	10379.73	11883.91
15	Pharmaceutical products	1822.78	1893.71	2111.88	2507.92	3032.98
16	Dyes, colours, paints and varnishes	2538.32	2671.14	3611.13	4077.15	4838.49
17	Perfumery, soap and toilet preparations	3912.94	3778.08	4894.55	6321.37	7740.78
18	Albuminodal substances modified stareehes gulesenzymes	202.99	215.36	287.14	488.59	626.50
19	Matches and other explosives	22.32	22.61	25.30	18.81	37.11
20	Photographic and cinematographic goods	1178.39	1254.43	1583.89	1823.38	2544.33
21	Plastic & articles thereof	8807.12	349.73	11055.67	13198.11	15812.87
22	Rubber and articles thereof	2352.45	8820.77	2395.14	3179.46	6472.21
23	Leather articles and footwear	1937.81	2143.80	2051.86	2459.12	3303.33
24	Wood & articles of wood wood charcoal	557.80	2010.44	542.99	837.99	1301.24
25	Wood, paper and stationery	6730.50	475.48	6085.09	8503.06	9412.67
26	Silk yarn and fabrics	130.81	5357.43	139.29	316.29	422.13
27	Fabrics of wool, flax ramle metal vegetable	473.08	136.97	706.41	1039.73	1355.32
28	Cotton, Textile fabrics, Paper Yarn	786.13	490.74	2065.56	1057.36	2567.15
29	Yarn and fabrics of man-made fiber	7616.66	1422.08	8773.16	11587.37	13433.31
30	Carpets & other floor covering	432.76	6523.28	285.80	328.81	430.79
31	Special Woven Fabrics and Variety (58)	434.56	274.42	352.95	454.87	552.60
32	Textile articles including knitted & crocheted goods	2254.15	1969.33	2627.81	3551.13	5298.75
33	Other madeup textile articles, set worm clothing & textile articles rugs	1336.37	1093.49	1375.49	1620.10	2501.88
34	Glass and earthen-ware	3522.41	3198.22	4459.56	5938.18	8998.91
35	Precious metal, stones, pearls & imitation jewellery	28.71	40.01	65.58	90.60	207.56
36	Iron and steel manufactures	10048.48	10545.65	9211.16	17154.45	40140.83
37	Metals other than gold,silver,iron & steel	1144.22	1253.23	1866.33	2518.70	4481.37
38	Cutlery, tools articles of base metals	1002.80	1015.61	1324.08	1608.30	2264.13
39	Machinery and mechanical appliances	11605.92	12362.55	13742.20	20289.00	26190.69
40	Electric machinery and equipment	9928.03	10396.39	11325.52	22583.98	21382.12
41	Railway and tramway plant and rolling stock	125.87	393.05	447.75	1147.92	299.92
42	Motor and other vehicles	43090.45	42305.56	36314.43	49408.87	61946.64
43	Ships, boats and aircraft's	117.96	108.57	79.44	1045.69	3823.94
44	Clocks and watches and parts thereof	47.19	60.14	66.04	61.53	154.00
45	Arms and ammunitions	464.96	507.58	317.19	336.89	103.86
46	Toys, games and sports goods	324.33	278.43	346.34	488.01	967.27
47	Sub-total (1 to 46)	181405.65	183798.79	191495.64	265523.28	361612.93
48	All other articles	46869.49	66022.29	58234.50	49707.26	56561.39
49	Gross Collection (47 to 48)	228275.14	249821.08	249730.14	315230.54	418174.32
50	Refund & Rebates	8453.67	10362.12	8731.76	9090.69	11993.96
51	Net collection (54-55)	219821.47	239458.96	240998.38	306139.85	406180.36
52	Total imports duty	213285.30	...	233783.87	283865.95	377416.18
53	1 % Ware House Charges	1660.09	...	1182.93	808.69	648.13
54	Miscellaneous	3870.35	...	4469.01	5010.68	5613.38
55	Export duties	471.07	...	475.78	495.05	580.79
56	25% Export Development Charges	5291.13	...	6119.22	5921.88	5365.62
57	Regularity Duty	2111.14	...	3699.32	19128.26	28549.96

Contd.

8.1 Customs Revenue Receipts

(Million Rupees)

S. No.	Description	Monthly			
		Jul,2015	Aug,2015	Sept,2015	Oct,2015
1	Meat, fish and other preparations	13.72	21.32	23.63	24.00
2	Milk, Butter, Cheese and Honey	318.07	323.39	217.18	236.55
3	Fruits, nuts and vegetables	376.30	309.99	273.80	608.73
4	Coffee, nuts and vegetables	419.06	484.58	448.10	609.46
5	Oil-seeds & miscellaneous fruits	112.41	129.40	132.17	172.64
6	Vegetable plaiting Materials	58.44	63.95	74.70	74.44
7	Animal and vegetable fats and oil	1492.06	2128.52	2452.71	2782.46
8	Sugar and confectionery	74.41	61.18	88.00	70.70
9	Edible, preparation of cereals and vegetables	394.16	436.12	449.80	462.98
10	Beverages, spirits and vinegars	20.90	20.80	11.17	15.59
11	Residues an Waste from the food industries, Prepared animal fodder	577.72	427.39	472.78	744.05
12	Tobacco	20.77	10.09	16.16	15.67
13	Minerals, fuel, oils and products thereof	2074.60	4204.64	3418.69	2808.89
14	Chemicals and chemicals products	864.18	821.64	762.70	867.41
15	Pharmaceutical products	195.13	183.78	223.74	210.51
16	Dyes, colours, paints and varnishes	339.59	317.59	348.17	388.99
17	Perfumery, soap and toilet preparations	574.29	619.13	588.28	669.27
18	Albuminoidal substances modified starches, glues,enzymes	39.12	43.28	46.43	51.14
19	Matches and other explosives	5.96	7.69	3.72	2.36
20	Photographic and cinematographic goods	244.01	170.01	181.09	178.03
21	Plastic and articles thereof	1067.83	1193.10	1016.02	1330.88
22	Rubber and articles thereof	513.11	516.10	431.20	468.70
23	Leather articles and footwear	144.72	279.02	313.79	211.52
24	Wood & articles of wood; wood charcoal	80.56	85.84	69.42	72.53
25	Wood, paper and stationery	755.52	744.41	646.96	668.32
26	Silk yarn and fabrics	29.34	36.74	18.50	27.33
27	Fabrics of Wool, flax, ramle metal, vegetable	94.71	87.01	107.57	129.99
28	Cotton, textile, fibre & other paper & veg yarn	114.59	70.14	71.64	106.46
29	Yarn and fabrics of man-made fiber	871.46	941.95	1092.80	1468.61
30	Carpets & other floor covering	25.71	24.59	24.28	32.09
31	Special Woven Fabrics and Variety	31.92	35.08	41.31	50.71
32	Textile articles including knitted & crocheted goods	309.63	379.59	503.10	560.24
33	articles;rugs	153.88	188.45	166.15	243.78
34	Glasses and earthen/ware	612.59	603.34	517.37	674.47
35	Precious metals,stones,pearls & imitation jewellery	9.84	7.65	9.25	6.98
36	Iron & steel manufactures thereof	1852.21	2118.12	2818.28	3086.36
37	Metals other than gold, silver, iron & steel	255.41	282.07	244.54	317.31
38	Cutlery, tools articles of base metals	161.54	153.34	131.96	195.78
39	Machinery and mechanical appliances	1392.13	1533.61	1518.51	1875.91
40	Electric machinery and equipment	1245.93	1603.99	1681.16	1817.20
41	Railway and tramway plant and rolling stock	7.48	71.44	19.39	16.19
42	Motor and other vehicles	3652.19	4298.72	4819.49	4906.42
43	Ships, boats and Air crafts	16.16	36.71	86.25	33.90
44	Clocks, watches and parts thereof	3.83	6.30	4.57	5.39
45	Arms and ammunitions	22.48	11.52	4.13	2.32
46	Toys, games and sports goods	49.67	55.28	50.96	59.62
47	Sub total (1 to 46)	21689.34	26148.60	26641.62	29362.88
48	All other articles	1305.85	1840.91	4916.89	1559.59
49	Total Import Duty	20733.37	25435.49	29083.68	27935.99
50	Warehouse Charges	47.76	51.21	45.88	47.79
51	Regularity Duty	850.95	1679.14	1629.96	1953.01
52	Miscellienous	892.33	382.65	333.14	493.57
53	0.25 % Export Development Charges	426.91	409.85	418.54	450.81
54	Export Duties	16.87	31.12	47.29	41.28
55	Gross	22968.19	27989.46	31558.49	30922.45
56	Refund	13.12	46.33	6.85	33.15
57	Rebate	971.72	1124.12	769.64	742.42
58	Refund & Rebate	984.84	1170.45	776.49	775.57
59	Net	21983.35	26819.01	30782.00	30146.88

Contd.

8.1 Customs Revenue Receipts

(Million Rupees)

S. No.	Description	Monthly				
		Nov, 2015	Dec, 2015	Jan,2016	Feb,2016	Mar,2016
1	Meat, fish and other preparations	31.72	97.37	86.17	52.31	37.60
2	Milk, Butter, Cheese and Honey	287.24	343.34	306.24	404.64	502.72
3	Fruits, nuts and vegetables	483.56	336.31	368.38	404.78	524.71
4	Coffee, nuts and vegetables	563.91	693.38	614.36	514.03	519.97
5	Oil-seeds & miscellaneous fruits	259.77	215.30	273.18	249.84	203.62
6	Vegetable plaiting Materials	69.62	79.79	75.92	69.81	87.09
7	Animal and vegetable fats and oil	1969.04	1881.35	2069.19	2288.18	2499.42
8	Sugar and confectionery	61.06	59.77	67.22	49.16	64.33
9	Edible, preparation of cereals and vegetables	555.02	587.51	610.00	576.3	728.69
10	Beverages, spirits and vinegars	13.36	11.29	10.60	34.14	36.87
11	Residues an Waste from the food industries, Prepared animal fodder	226.29	134.09	65.37	84.79	533.90
12	Tobacco	5.11	18.71	18.71	15.39	15.69
13	Minerals, fuel, oils and products thereof	3403.30	3111.90	2096.61	2335.42	2869.55
14	Chemicals and chemicals products	861.78	977.72	1080.18	978.88	1160.20
15	Pharmaceutical products	237.23	274.18	203.26	225.26	324.71
16	Dyes, colours, paints and varnishes	385.69	395.52	407.05	372.57	406.53
17	Perfumery, soap and toilet preparations	603.27	658.15	609.21	656.25	704.19
18	Albuminoidal substances modified starches, glues,enzymes	41.76	50.92	63.20	51.01	52.83
19	Matches and other explosives	3.72	3.09	0.02	0.87	1.93
20	Photographic and cinematographic goods	221.92	235.32	228.30	169.52	212.06
21	Plastic and articles thereof	1314.05	1252.29	1172.66	1261.64	1466.66
22	Rubber and articles thereof	498.99	613.82	569.57	413.82	467.85
23	Leather articles and footwear	243.93	275.53	301.70	323.29	124.64
24	Wood & articles of wood; wood charcoal	92.34	112.60	138.17	129.22	122.97
25	Wood, paper and stationery	671.87	677.61	721.74	767.4	981.04
26	Silk yarn and fabrics	21.59	35.92	38.93	54.75	18.43
27	Fabrics of Wool, flax, ramle metal, vegetable	117.06	108.61	133.94	120.1	95.56
28	Cotton, textile, fibre & other paper & veg yarn	245.67	388.35	269.51	302.29	264.41
29	Yarn and fabrics of man-made fiber	1270.30	1121.81	1066.45	1066.68	926.21
30	Carpets & other floor covering	43.15	44.60	39.26	31.66	44.78
31	Special Woven Fabrics and Variety	50.88	53.36	53.07	52.79	31.92
32	Textile articles including knitted & crocheted goods	549.95	472.45	559.22	464.04	255.61
33	articles;rugs	274.77	286.30	263.41	214.13	176.55
34	Glasses and earthen/ware	723.94	874.39	900.33	750.3	752.88
35	Precious metals,stones,pearls & imitation jewellery	9.96	20.23	22.86	17.11	15.44
36	Iron & steel manufactures thereof	3570.28	3525.44	3392.47	3146.44	3909.89
37	Metals other than gold, silver, iron & steel	325.06	547.96	326.96	311.18	408.76
38	Cutlery, tools articles of base metals	155.84	172.67	184.98	192.41	189.26
39	Machinery and mechanical appliances	1668.35	2097.93	2462.69	2383.41	2345.06
40	Electric machinery and equipment	1867.70	2371.70	1846.98	1575.33	1436.83
41	Railway and tramway plant and rolling stock	20.01	11.65	16.70	17.52	25.14
42	Motor and other vehicles	5326.10	5272.52	5747.22	4482.23	5479.81
43	Ships, boats and Air crafts	28.59	97.68	123.46	216.99	296.87
44	Clocks, watches and parts thereof	4.96	27.48	9.58	19.73	14.61
45	Arms and ammunitions	9.06	17.85	0.60	25.83	2.31
46	Toys, games and sports goods	59.26	100.08	101.70	93.76	67.97
47	Sub total (1 to 46)	29448.03	30745.84	29717.33	27967.20	31408.07
48	All other articles	1551.72	9370.83	3017.14	2411.59	-853.50
49	Total Import Duty	28073.00	35964.59	29011.02	26979.34	34318.79
50	Warehouse Charges	50.12	49.3	96.69	49.31	49.21
51	Regularity Duty	2047.51	2588.39	2665.44	2303.81	2461.16
52	Miscellienous	368.18	1015.93	469.68	564.43	680.91
53	0.25 % Export Development Charges	425.48	444.81	399.78	439.63	525.64
54	Export Duties	35.41	53.62	91.82	49.41	65.63
55	Gross	30999.70	40116.64	32734.43	30385.93	38101.34
56	Refund	160.04	194.82	77.96	15.94	12.70
57	Rebate	630.76	517.84	582.77	1171.5	1119.85
58	Refund & Rebate	790.80	712.66	660.73	1187.44	1132.55
59	Net	30208.90	39403.98	32073.70	29198.49	36968.79

Contd.

8.1 Customs Revenue Receipts

(Million Rupees)

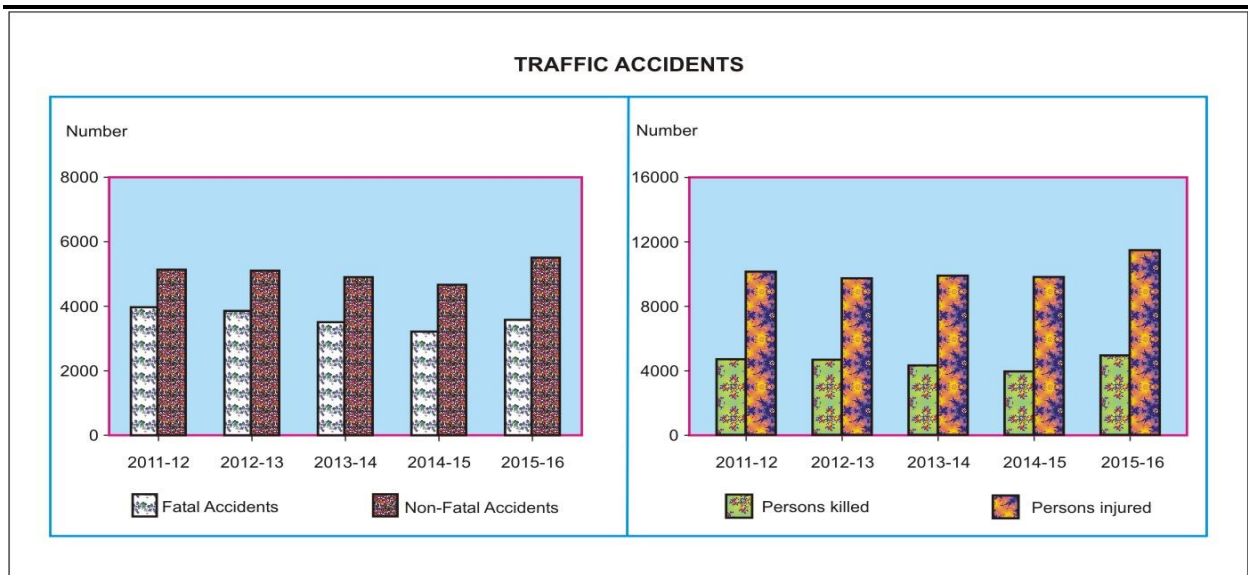
S. No.	Description	Monthly			
		Apr,2016	May, 2016	Jun, 2016	Jul,2016
1	Meat, fish and other preparations	29.51	23.71	29.67	34.79
2	Milk, Butter, Cheese and Honey	323.69	569.46	744.79	909.32
3	Fruits, nuts and vegetables	583.67	588.70	574.51	377.41
4	Coffee, nuts and vegetables	491.84	517.48	508.86	571.41
5	Oil-seeds & miscellaneous fruits	275.71	246.35	494.91	224.31
6	Vegetable plaiting Materials	76.63	59.16	63.06	70.03
7	Animal and vegetable fats and oil	2003.44	2441.11	1888.21	1517.92
8	Sugar and confectionery	79.57	69.66	73.77	55.09
9	Edible, preparation of cereals and vegetables	592.94	651.68	743.73	642.99
10	Beverages, spirits and vinegars	33.62	35.65	35.07	26.87
11	fodder	166.80	405.07	520.87	180.26
12	Tobacco	11.24	5.05	12.28	24.11
13	Minerals, fuel, oils and products thereof	2805.82	4009.16	4836.16	2293.53
14	Chemicals and chemicals products	1190.52	1172.56	1146.14	979.64
15	Pharmaceutical products	281.69	331.66	341.83	311.35
16	Dyes, colours, paints and varnishes	463.48	534.80	478.51	390.40
17	Perfumery, soap and toilet preparations	643.68	713.60	703.44	657.16
18	Albuminoidal substances modified starches, glues,enzymes	61.50	61.23	64.09	48.61
19	Matches and other explosives	4.38	2.20	1.17	3.40
20	Photographic and cinematographic goods	216.76	231.85	255.45	183.78
21	Plastic and articles thereof	1592.37	1598.57	1546.80	1185.86
22	Rubber and articles thereof	632.58	691.71	654.76	617.59
23	Leather articles and footwear	198.75	444.65	441.81	211.77
24	Wood & articles of wood; wood charcoal	133.11	137.63	126.87	104.20
25	Wood, paper and stationery	881.80	997.78	898.21	758.43
26	Silk yarn and fabrics	44.05	59.59	36.97	24.99
27	Fabrics of Wool, flax, ramle metal, vegetable	117.62	124.22	118.95	128.84
28	Cotton, textile, fibre & other paper & veg yarn	298.67	275.54	159.03	138.86
29	Yarn and fabrics of man-made fiber	1230.51	1282.52	1094.02	1187.41
30	Carpets & other floor covering	32.39	39.28	47.99	23.10
31	Special Woven Fabrics and Variety	42.98	51.78	56.81	36.87
32	Textile articles including knitted & crocheted goods	349.44	445.95	449.55	401.76
33	articles;rugs	153.15	199.26	182.59	158.04
34	Glasses and earthen/ware	726.43	820.31	1042.91	779.04
35	Precious metals,stones,pearls & imitation jewellery	19.14	24.81	44.30	19.05
36	Iron & steel manufactures thereof	4750.44	3737.75	4259.85	3013.83
37	Metals other than gold, silver, iron & steel	436.41	416.41	609.30	556.37
38	Cutlery, tools articles of base metals	257.61	225.26	243.54	186.45
39	Machinery and mechanical appliances	3085.55	2963.37	2864.25	2271.97
40	Electric machinery and equipment	2029.31	1885.16	2021.68	1735.58
41	Railway and tramway plant and rolling stock	34.67	25.36	34.37	65.96
42	Motor and other vehicles	5839.07	5935.83	6190.58	4601.34
43	Ships, boats and Air crafts	169.94	701.69	2015.71	79.70
44	Clocks, watches and parts thereof	20.42	21.18	15.97	8.73
45	Arms and ammunitions	0.73	2.40	5.47	4.04
46	Toys, games and sports goods	98.72	111.08	119.42	86.94
47	Sub total (1 to 46)	33512.35	35889.23	38798.23	27889.10
48	All other articles	-1337.94	274.90	22991.35	1683.49
49	Total Import Duty	32375.54	31636.01	55833.32	26103.35
50	Warehouse Charges	59.14	55.82	45.90	37.13
51	Regularity Duty	2923.45	3229.08	3575.38	2704.81
52	Miscellaneous	-1421.91	705.33	1769.55	323.74
53	0.25 % Export Development Charges	440.25	506.39	477.53	394.71
54	Export Duties	29.27	31.47	87.60	9.20
55	Gross	34405.74	36164.10	61789.28	29572.94
56	Refund	102.31	186.07	35.27	17.12
57	Rebate	870.30	1691.98	916.50	999.09
58	Refund & Rebate	972.61	1878.05	951.77	1016.21
59	Net	33433.13	34286.05	60837.51	28556.73

Source: Federal Board of Revenue, Islamabad.

9. SOCIAL

9.1 Data on Traffic Accidents

Year/Month	Total Number of Accidents	Accident		Persons		Total Number of Vehicles Involved
		Fatal	Non - Fatal	Killed	Injured	
PAKISTAN						
2011-12	9140	3966	5174	4758	10145	9986
2012-13*	8988	3884	5104	4719	9710	9876
2013-14*	8359	3500	4859	4348	9777	9423
2014-15*	7865	3214	4651	3954	9661	8949
2015-16*	9100	3591	5509	4448	11544	10636
2015 Jul	780	298	482	370	1026	911
Aug	797	303	494	390	974	934
Sep	810	295	515	360	881	967
Oct	799	330	469	392	1000	927
Nov	775	307	468	364	805	887
Dec	724	310	414	353	927	848
2016 Jan	646	269	377	341	857	777
Feb	678	264	414	377	869	786
Mar	680	280	400	327	940	775
Apr	777	297	480	383	1043	897
May	874	327	547	405	1237	1023
Jun	760	311	449	386	985	904
Jul	843	335	508	411	1009	991



Note: Data from July,2012 onward includes ICTs.

* Included Islamabad

Contd.

9.1 Data on Traffic Accidents

Year/Month	Total Number of Accidents	Accident		Persons		Total Number of Vehicles Involved
		Fatal	Non - Fatal	Killed	Injured	
ISLAMABAD						
2012-13	201	107	94	109	180	212
2013-14	256	120	136	132	206	256
2014-15	216	107	109	118	182	217
2015-16	244	120	124	140	209	244
2015 Jul	27	12	15	17	37	27
Aug	25	9	16	12	27	25
Sep	19	12	7	14	17	19
Oct	24	16	8	16	5	24
Nov	25	17	8	19	25	25
Dec	21	7	14	8	18	21
2016 Jan	13	6	7	6	12	13
Feb	14	5	9	5	12	14
Mar	8	5	3	7	4	8
Apr	23	13	10	15	25	23
May	22	9	13	10	14	22
Jun	23	9	14	11	13	23
Jul	19	10	9	11	17	19
PUNJAB						
2011-12	4990	2361	2629	2888	5071	4990
2012-13	4587	2213	2374	2692	4515	4587
2013-14	3696	1717	1979	2145	3941	3696
2014-15	3054	1435	1619	1750	3652	3054
2015-16	3288	1576	1712	2053	4550	3288
2015 Jul	285	132	153	165	329	285
Aug	298	132	166	165	391	298
Sep	294	120	174	158	292	294
Oct	324	160	164	206	462	324
Nov	264	134	130	166	293	264
Dec	299	167	132	166	393	299
2016 Jan	222	104	118	140	310	222
Feb	254	123	131	221	391	254
Mar	250	109	141	129	400	250
Apr	257	124	133	177	403	257
May	311	148	163	197	539	311
Jun	230	123	107	163	347	230
Jul	268	129	139	157	338	268
SINDH						
2011-12	1054	681	373	756	681	1121
2012-13	935	582	353	696	637	960
2013-14	945	613	332	791	893	1103
2014-15	881	583	298	771	863	1029
2015-16	924	634	290	749	754	1144
2015 Jul	70	53	17	64	101	85
Aug	79	56	23	82	47	117
Sep	79	55	24	68	56	96
Oct	75	46	29	54	71	91
Nov	68	41	27	44	37	82
Dec	71	50	21	57	35	87
2016 Jan	77	59	18	64	95	101
Feb	82	50	32	57	59	103
Mar	90	62	28	73	88	116
Apr	74	50	24	57	65	87
May	79	53	26	59	58	89
Jun	80	59	21	70	42	90
Jul	91	66	25	78	47	98

Contd.

9.1 Data on Traffic Accidents

Year/Month	Total Number of Accidents	Accident		Persons		Total Number of Vehicles Involved
		Fatal	Non - Fatal	Killed	Injured	
KHYBER P.K.						
2011-12	2772	785	1987	953	3913	3501
2012-13	2968	846	2122	1059	4016	3736
2013-14	3120	877	2243	1033	4257	3934
2014-15	3399	942	2457	1137	4524	4260
2015-16	4287	1083	3204	1299	5527	5490
2015 Jul	370	89	281	109	509	479
Aug	358	88	270	110	467	445
Sep	385	92	293	102	486	519
Oct	350	95	255	100	422	450
Nov	388	98	290	115	428	479
Dec	318	79	239	115	434	419
2016 Jan	307	87	220	115	404	403
Feb	303	76	227	83	373	382
Mar	302	86	216	97	378	364
Apr	387	92	295	114	505	486
May	426	99	327	116	588	552
Jun	393	102	291	123	533	512
Jul	426	105	321	131	569	557
BALUCHISTAN						
2011-12	324	139	185	161	480	374
2012-13	297	136	161	163	362	381
2013-14	342	173	169	247	480	434
2014-15	315	147	168	178	440	389
2015-16	357	178	179	207	504	470
2015 Jul	28	12	16	15	50	35
Aug	37	18	19	21	42	49
Sep	33	16	17	18	30	39
Oct	26	13	13	16	40	38
Nov	30	17	13	20	22	37
Dec	15	7	8	7	47	22
2016 Jan	27	13	14	16	36	38
Feb	25	10	15	11	34	33
Mar	30	18	12	21	70	37
Apr	36	18	18	20	45	44
May	36	18	18	23	38	49
Jun	34	18	16	19	50	49
Jul	39	25	14	34	38	49

Source: Provincial Police Departments & ICT Police.

9.2 Data on Telecommunication 2016

Months	Distribution of Cellular Mobile Subscribers					
	Total	Moblink	CM Pak	Ufone	Telenor	Warid
Jan	128041567	36973674	24613601	20262334	35392846	10799112
Feb	129851669	37481812	24859472	20587591	36015783	10907011
Mar	131412658	38117902	24669917	20820301	36784001	11020537
Apr	132652763	38537325	24901019	20717518	37427269	11069632
May	133477666	38992717	25135832	20329451	37907652	11112014
Jun	133241465	39118521	25251329	19833670	38020771	11017174
Jul	133283043	39491024	25588687	19493177	38098269	10611886
Aug						
Sep						
Oct						
Nov						
Dec						

Source : Pakistan Telecommunication Authority, Islamabad.

9.3 Visitors at Archaeological Museum in Pakistan

Area/ attraction	May, 2016		Jun, 2016		July, 2016	
	Foreigner	National	Foreigner	National	Foreigner	National
PAKISTAN	1065	141368	483	85773	1148	358642
ISLAMABAD	446	61821	194	18995	487	136150
Pakistan Museum of Natural History	25	7393	6	2456	23	15360
Lok Virsa Heritage Museum	211	19436	85	5147	177	41105
Pakistan Monument Museum	167	34769	66	11295	212	79405
Pakistan Railway Heritage Museum	43	223	37	97	75	280
PUNJAB	537	68156	240	59703	504	198458
Lahore Museum Lahore	199	11478	103	5067	191	32502
Allama Iqbal Library & Museum, Sialkot.	3	895	2	575	3	585
Museum, Taxila, Rawalpindi	154	29227	80	42972	186	54590
Museum, Harappa, Sahiwal.	-	4834	1	3128	6	20160
Allama Iqbal Museum, Javid Manzil, Lahore	-	90	-	82	-	118
PMDC Khewara Mines Museum, Chakwal	181	21632	54	7879	118	90503
SINDH	68	8531	44	6487	112	19898
National Museum of Pakistan, Karachi	12	835	-	347	21	2776
Sindh Provincial Museum, Hyderabad.	12	1654	20	2157	16	2390
Museum, Banbhore, Thatta.	13	2828	5	1812	3	3188
Museum, Moenjodaro, Larkana.	10	1606	6	1070	16	7351
Museum Umerkot, Tharparkar.	-	1157	-	964	-	2736
Quid-e-Azam Birth Place, Karachi.	-	92	-	25	-	399
Quid-e-Azam House Museum, Karachi.	21	359	13	112	56	1058
KHYBER PAKHTUNKHWA	14	2742	5	476	45	4018
Peshawar Museum, Peshawar.	9	1517	5	336	22	1753
Museum Saidu Sharif, Swat.	5	874	-	-	22	1544
Dir Museum, Chakdara	-	351	-	140	1	721
BALUCHISTAN	-	118	-	112	-	118
Museum Balochistan, Quetta.	-	118	-	112	-	118

Source:-Department of Archaeology and Museum,
Government of Pakistan & Provincial Government

9.4 Visitors at Heritage Site in Pakistan

Area/ attraction	May, 2016		June, 2016		July, 2016	
	Foreigner	National	Foreigner	National	Foreigner	National
PAKISTAN	649	204256	296	188745	599	371714
PUNJAB	441	182426	227	170499	517	327716
Jahangir's Tomb, Lahore	50	16000	38	13040	78	35850
Shalimar Garden, Lahore	100	20000	20	6000	38	50790
Royal Fort (Shahi Qila), Lahore	97	93365	88	101352	158	131326
Hiran Minar & Tank, Sheikhpura	40	19000	-	4007	51	35000
Harappa, Sahiwal	-	4834	1	3128	6	20160
Taxila, Rawalpindi	154	29227	80	42972	186	54590
SINDH	143	12591	19	15846	19	17270
Banbhore , Thatta.	13	2828	5	1812	3	3188
Makli Hill Monument, Thatta	120	7000	8	12000	-	3995
Moenjodaro, Larkana.	10	1606	6	1070	16	7351
Umerkot Fort, Tharparkar.	-	1157	-	964	-	2736
KHYBER PAKHTUNKHWA.	65	9239	50	2400	63	26728
Remains of Takht-i-Bhai, Mardan	9	8800	-	2200	12	26500
Butkara Site Museum, Saidu Sharif, Swat	6	39	-	-	1	28
Julian Site, Haripur	50	400	50	200	50	200
BALUCHISTAN						

Source: Department of Archaeology and Museum.
Government of Pakistan & Provincial Government.

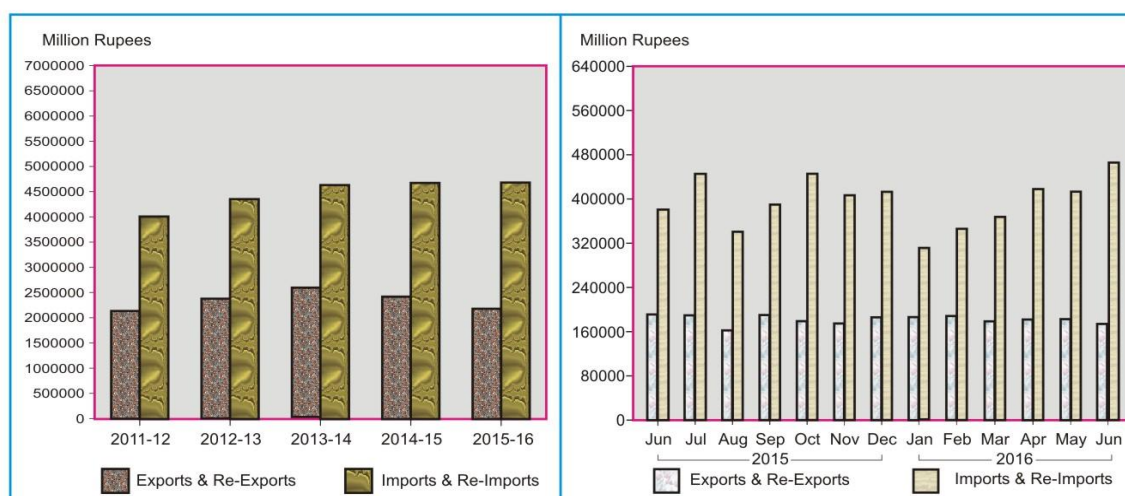
10. TRADE

10.1 Value of Foreign Trade

(Million Rupees)

Year / Month	Exports	Re-Exports	Imports	Re-Imports	Balance of Trade
2011-12	2,110,605.5	18,570.2	4,009,093.0	--	-1,883,049.0
2012-13	2,366,477.8	9,946.3	4,349,879.5	--	-1,973,455.4
2013-14	2,583,463.2	16,369.1	4,630,520.8	1,855.7	-2,032,544.2
2014-15	2,397,513.0	20,191.2	4,644,151.6	20,961.9	-2,247,409.3
2015-16	2,166,846.4	18,574.8	4,658,748.9	20,748.0	-2,494,075.7
2015 Jun	184,069.2	1,650.8	444,559.6	1,480.5	-260,320.1
Jul	161,533.5	891.0	340,518.8	1,475.8	-179,570.1
Aug	187,222.4	2,801.2	389,086.5	1,707.4	-200,770.3
Sep	179,817.5	990.5	360,660.6	1,721.8	-181,574.4
Oct	179,927.0	1760.9	406,821.1	1902.6	-227,035.8
Nov	174,781.5	1196.9	404,666.5	1878.7	-230,566.8
Dec	186,486.4	1854.6	399,510.7	1899.5	-213,069.2
2016 Jan	185,298.2	954.2	362,229.4	1661.1	-177,638.1
Feb	186,869.1	1852.1	343,205.7	1572.0	-156,056.5
Mar	181,891.1	1043.9	371,192.6	1582.0	-189,839.6
Apr	179,622.0	2031.5	399,929.3	1779.7	-220,055.5
May	191,221.3	869.1	416,800.7	1692.1	-226,402.4
Jun	172,176.3	2328.9	464,126.8	1875.5	-291,497.1

VALUE OF FOREIGN TRADE

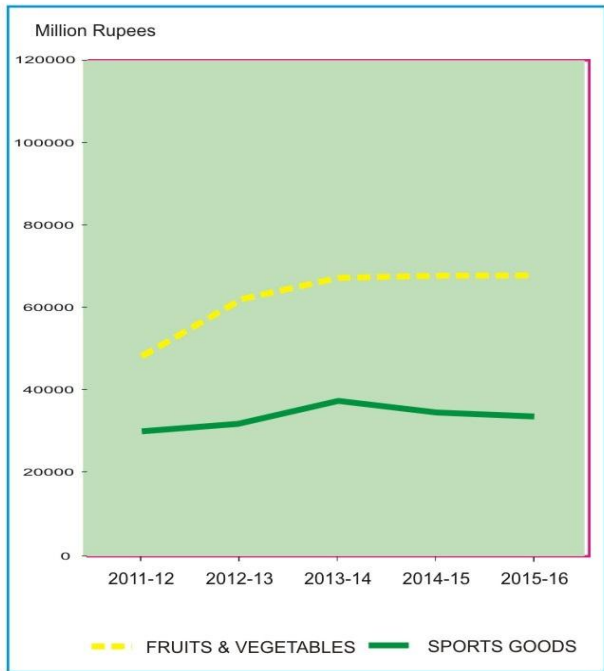
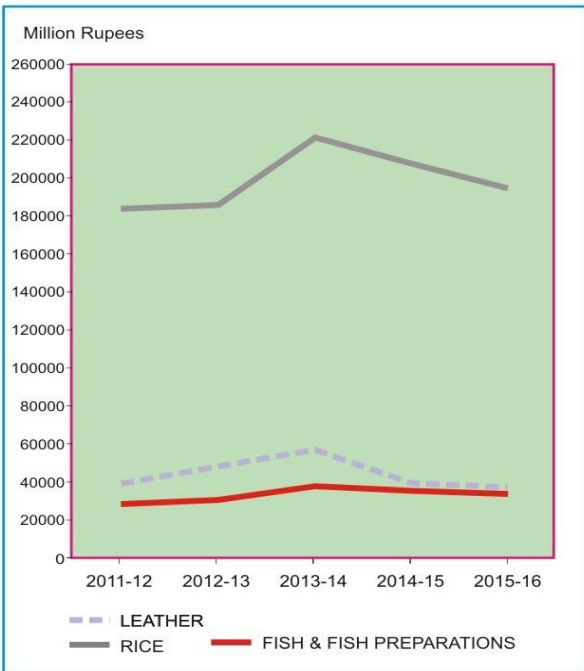
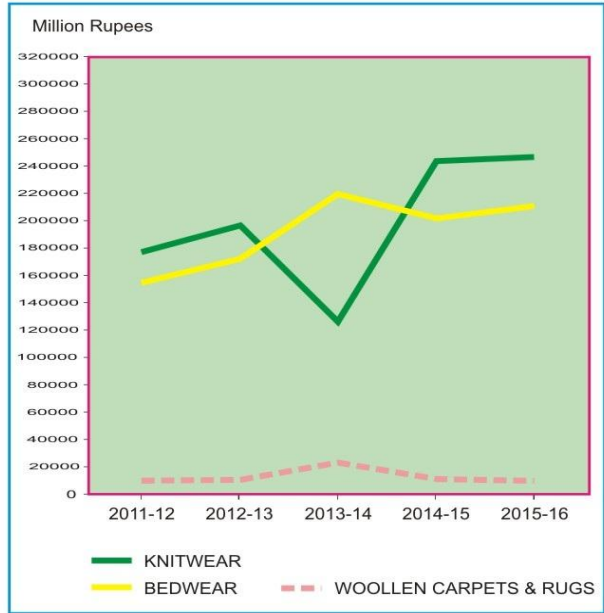
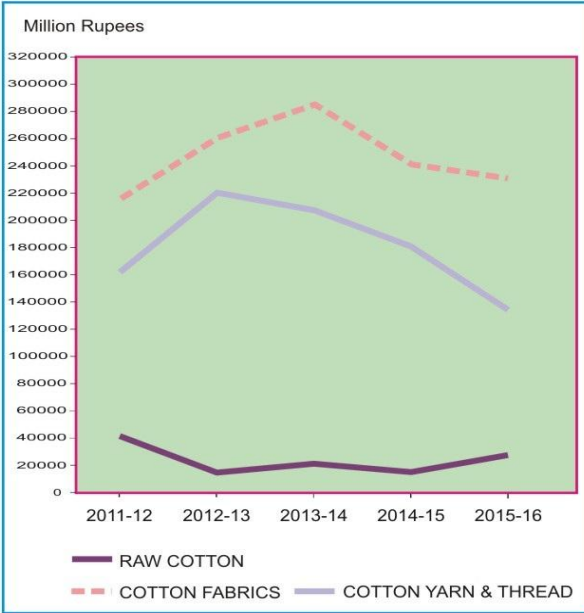


10.2 Exports by Commodity/Group

(Million Rupees)

Year/ Month	Raw Cotton	Cotton Fabrics	Cotton Yarn and Thread	Knitwear	Bedwear	Woollen Carpets & Rugs	Leather	Rice	Fish & Fish Prepara- tions	Fruits & Vege- tables	Sports goods
2011-12	41,392.6	218,159.8	163,403.5	176,652.4	155,108.3	10,113.5	39,841.2	184,405.0	28,597.6	48,321.8	30,241.0
2012-13	14,888.1	260,237.5	219,017.0	197,434.3	172,724.2	11,484.6	48,455.7	186,623.1	30,759.1	62,126.8	32,375.2
2013-14	21,352.5	285,130.2	207,199.9	235,564.7	219,961.7	12,616.2	56,496.4	222,906.7	37,917.6	66,703.9	37,259.6
2014-15	14,932.7	248,430.9	188,615.4	243,718.7	213,017.9	11,772.5	49,582.8	206,266.3	35,429.4	67,864.3	34,293.6
2015-16	7,948.1	230,757.3	134,027.9	246,267.3	210,543.5	9,896.6	37,802.9	194,249.6	33,918.4	66,839.6	33,861.6
2015 Jun	81.5	17,911.1	12,461.8	21,907.5	17,912.5	725.8	3,780.3	13,544.3	2,494.3	3,702.2	3,046.5
Jul	569.9	17,163.7	12,191.8	21,983.5	16,144.7	800.4	3,167.8	9,273.6	1,788.7	2,993.0	2,473.7
Aug	1,780.1	20,326.0	14,446.3	21,762.6	18,342.3	704.1	3,297.5	12,432.2	1,543.7	4,394.0	2,565.7
Sep	3,382.9	20,178.1	13,078.6	21,008.2	18,383.0	736.0	3,524.1	12,951.3	3,382.1	3,143.4	2,603.7
Oct	1,223.4	20,848.2	12,979.6	19,601.6	17,324.9	825.9	3,032.6	15,415.1	3,728.2	3,829.1	2,662.8
Nov	196.7	17,195.9	9,323.8	18,753.2	17,173.9	1,025.4	3,249.8	21,479.6	3,368.5	4,074.9	2,673.3
Dec	266.4	19,539.7	11,659.6	20,463.4	16,106.5	1,180.0	2,888.5	18,929.9	3,507.0	8,539.5	3,314.3
2016 Jan	223.1	20,097.1	9,585.3	21,675.6	17,774.2	871.5	2,718.2	16,549.4	2,536.5	10,475.6	2,739.3
Feb	75.2	19,191.2	11,382.9	18,171.3	17,872.4	699.8	2,679.1	19,024.2	2,274.6	9,181.2	2,805.3
Mar	93.6	20,899.3	9,943.2	18,313.0	17,913.7	611.8	3,305.6	17,503.4	2,910.9	6,262.2	2,590.2
Apr	35.6	20,325.0	9,980.9	19,087.1	17,818.5	887.7	3,273.4	18,154.0	3,209.4	5,144.1	3,325.8
May	34.7	19,507.5	10,004.9	22,765.3	19,246.7	875.1	3,685.5	17,465.6	3,641.5	4,563.3	3,125.1
Jun	66.4	15,485.6	9,451.1	22,682.5	16,442.5	679.0	2,980.8	15,067.3	2,027.2	4,199.5	2,982.4

EXPORTS BY COMMODITY/GROUP

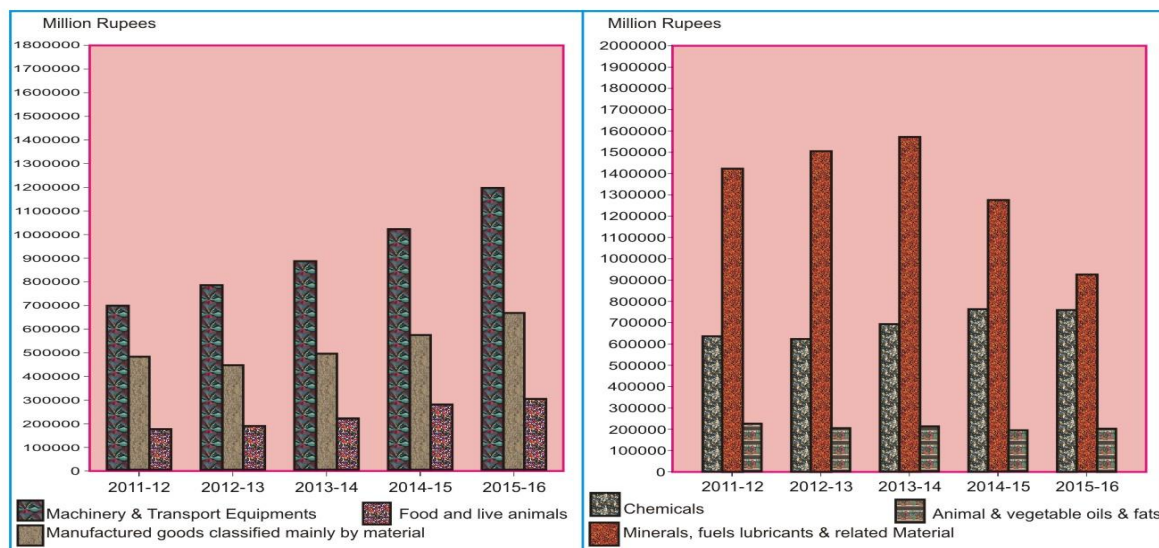


10.3 Imports by Commodity/Group

(Million Rupees)

Year/Month	Machinery and Transport Equipment	Manufactured Goods Classified Mainly by Material	Food and Live animals	Chemicals	Mineral Fuels, Lubricants and related Materials	Animal or Vegetable Oils & Fats
2011-12	699,993.9	482,498.6	179,555.6	637,823.7	1,420,173.6	228,731.4
2012-13	783,966.3	444,919.9	190,555.4	621,466.0	1,504,034.0	205,311.0
2013-14	886,479.3	496,850.9	221,052.9	691,397.7	1,570,968.0	213,427.6
2014-15	1,019,546.8	571,607.2	280,008.3	761,241.6	1,274,835.8	193,222.0
2015-16	1,197,306.7	661,908.8	305,420.7	755,705.4	927,237.0	201,551.1
2015 Jun	106,780.7	55,418.4	21,861.4	65,432.0	122,286.5	20,135.6
Jul	72,735.5	43,599.3	23,355.1	64,400.6	82,466.3	12,561.6
Aug	85,852.2	53,996.1	24,846.2	58,440.3	103,605.8	18,185.4
Sep	81,127.0	49,548.4	27,869.5	60,511.0	82,199.7	19,836.4
Oct	100,180.6	56,462.9	31,751.8	72,699.4	82,217.7	20,621.4
Nov	104,984.1	57,441.7	25,158.7	70,570.4	71,025.8	15,007.0
Dec	107,711.7	57,640.1	23,847.8	65,912.5	69,500.4	13,535.4
2016 Jan	101,988.2	57,356.8	24,612.9	48,724.4	58,437.1	15,196.3
Feb	89,787.7	52,117.9	19,382.6	54,454.1	58,031.5	16,567.8
Mar	98,704.2	54,700.5	26,432.2	61,143.8	63,576.9	18,062.5
Apr	114,243.5	61,122.2	22,051.6	67,739.9	67,331.1	15,469.2
May	103,831.6	57,172.1	28,683.2	66,620.9	86,164.7	20,206.2
Jun	136,160.5	59,940.9	27,429.0	64,448.2	102,680.1	16,301.9

IMPORTS BY COMMODITY / GROUP



10.4 Exports by Selected Commodities in Dollars

(In Thousand Dollar)

Groups/commodities	Unit	June, 2016		Cuml, From July, 2015		June, 2015		Cuml, From July, 2014	
		Quantity	Value	Quantity	Value	Quantity	Value	Quantity	Value
GRAND TOTAL			1646259		20786510		1808634		23667294
A.PRIMARY COMMODITIES			256744		3496461		279782		4149144
01.RICE	MT	315197	144065	4246445	1860497	255455	133084	3861406	2035253
(I) RICE BASMATI	MT	40312	39710	479974	447418	43297	45699	523450	601268
(II) RICE OTHER VARIETIES	MT	274885	104355	3766471	1413079	212158	87385	3337956	1433985
02.FISH AND FISH PREPARATIONS	KG	8221834	19383	127910201	324869	9603965	24509	137381085	349235
03.FRUILTS & VEGETABLES INCL.JUICES	KG	78111800	42607	1394946443	661909	70001292	44648	1484299488	708710
(I) FRUILTS	KG	35096971	27595	676530716	427025	15795079	22017	682101682	438501
(II) VEGETABLES	KG	41609334	12940	701050198	213204	40706914	14360	750971708	231728
(III) FRUIT & VEGETABLE JUICES	KG	1405495	2072	17365529	21680	13499299	8271	51226098	38481
04.WHEAT	MT			450	158			8286	2868
05.WHEAT FLOUR	MT	48171	15298	626289	198729	94448	30003	841732	302119
06.SPICES(INCL. CHILLIES)	KG	1015127	4514	19746389	76677	1552369	6376	18728999	66216
07.OIL SEEDS, NUTS AND KERNALS	KG	1257652	1624	20938377	30152	686865	1057	37698162	64208
08.LEGUMINOUS VEGETABLE	KG			2000	2	51000	26	53230	28
09.FLOWERS	KG	40735	85	580029	1313	20400	49	437879	1090
10.RAW HIDES AND SKINS	KG	28775	81	225651	770			190159	517
11.RAW WOOL AND ANIMAL HAIR	KG	428924	728	4746044	8046	595046	1132	7284668	10408
(I) RAW WOOL	KG	211866	354	1815436	3168	439080	949	2797100	4458
(II) ANIMAL HAIR	KG	217058	373	2930608	4878	155966	183	4487568	5950
12.CRUE ANIMAL MATERIAL	KG	1416246	1910	20299036	25177	1680924	2213	18237766	34794
13.CRUE FERTILIZER	MT	2682	310	26885	2969	2914	331	27708	2507
14.MOLASSES	KG	6651970	816	73066802	8392	6600000	753	83228808	10050
15.RAW COTTON	MT	354	635	49315	76631	690	801	94074	147060
16.COTTON WASTE	MT	3203	3544	43500	44148	4136	4855	44390	51050
17.PETROLEUM CRUE	MT	59221	15721	307913	104594	51914	20312	474088	277616
18.MARBLES AND STONES	MT	35992	4867	442738	60453	47003	6912	454697	68643
19.TOBACCO	KG	121775	556	3194289	10974	845346	2722	4273663	14284
(I) UN-MANUFACTURED	KG	113112	514	3030721	10210	837360	2682	4079629	13451
(II) MANUFACTURED EXCL.CIGARETTE	KG	8663	42	163568	764	7986	40	194034	833
20.COKE	MT							20000	2489
B.TEXTILES MANUFACTURES			955711		12019927		1043948		12964593
01.COTTON YARN	KG	31321592	87923	423623620	1264922	39699230	120918	642051549	1849389
02.COTTON CLOTH	SQM	131426263	148065	2152131531	2213859	154202589	175992	2074176608	2452632
03.ARTICLES OF APPAREL & CLOTHING ACCESSORIES (EXCL. KNITWEARS)	DOZ	3190179	203033	32774587	2195216	2789428	193900	30899256	2095089
04.ART SILK AND SYNTHETIC TEXTILES	SQM	13149632	20859	272276900	287894	20438621	25042	267400333	330584
05.COTTON THREAD	KG	588438	2444	5522029	22267	323622	1529	2729410	12259
06.TEXTILE FABRICS WOVEN(OTHER THAN COTTON & ARTIFICIAL FABRICS)	--		391		6595		333		3726
07.TULE, LACE, EMBROIDERY ETC	--		1448		16701		854		12515
08.COTTON BAGS/SACKS	MT	895	1653	6714	12569	459	762	6676	13138
09.TENTS & OTHER CANVAS GOODS	KG	1588874	3746	32353876	85083	3199048	9651	45036578	126575
10.BED WEAR	KG	25802777	157214	328856763	2019918	27913136	176006	324551489	2103071
11.TOWELS	KG	14051034	62980	184479082	802966	12560018	60056	172155518	797155
12.TEXTILE MADE UPS (EXCL. TOWELS & BED WEAR)	--		42162		628256		55316		654926
13.KNITWEARS	DOZ	9341114	216879	112459419	2363622	8050820	215259	103850529	2406488
14.WASTE MATERIAL OF TEXTILE FIBRES/FABRICS	KG	3458765	1919	35544901	24502	2260431	1864	35818748	28042
15.YARN OTHER THAN COTTON YARN	KG	858965	2103	12565174	32751	833722	2514	14135033	42828
16.KINTTED OR CROCHATED FABRICS	SQM	1114697	2891	14514337	42805	1175880	3953	9438229	36177

Contd.

10.4 Exports by Selected Commodities in Dollars

(In Thousand Dollar)

Groups/commodities	Unit	June, 2016		Cuml, From July, 2015		June, 2015		Cuml, From July, 2014	
		Quantity	Value	Quantity	Value	Quantity	Value	Quantity	Value
C.OTHER MANUFACTURES			278969		3253906		303904		4033828
01.CIGARETTES	THNO	3822	93	36102	842	1220	26	31025	681
02.LEATHER	SQM	1271523	28500	17072557	362752	1819972	37144	22273455	489411
03.CARPETS,RUGS AND TAPESTRIES ETC	SQM	115047	6571	1772032	97685	206990	7495	2493375	119463
(I) WOOLLEN CARPETS AND RUGS	SQM	112413	6492	1640164	94903	143975	7131	2203659	116244
(II) WOOLLEN CARPET MACHINE MADE	SQM			6066	191	120	3	2930	91
(III) TAPESTRY CLOTH	SQM					67	1	380	5
(IV) CARPETS KNOTTED & OTHER	SQM	2634	78	125802	2591	62828	360	286406	3124
FLOOR COVERING									
04.PETROLEUM PRODUCTS	MT	14959	7080	104700	56101	9209	6635	341433	308023
05.FEEDING STUFF FOR ANIMALS	KG	24932218	6239	352480100	66493	24105796	5105	322130776	65313
06.CHEMICALS AND PHARMACEUTICAL PRODUCTS	--		66078		804372		82820		980914
(I) PLASTIC MATERIALS	KG	10718854	17791	115117071	190410	18143718	21486	225455795	264237
(II) PHARMACAUTICAL PRODUCTS.	KG	832280	16422	11111602	204846	761678	17451	14444593	211839
(III) FERTILIZER MANUFACTURES	MT								
(IV) OTHER CHEMICAL	--		31865		409116		43883		504838
07.RUBBER MANUFACTURES	--		1394		13023		1445		11980
08.PAPER AND PAPER BOARD	KG	2988710	7528	22856822	64533	34481	80	12376924	36980
09.GUAR AND GUAR PRODUCTS	KG	1270572	1540	16676387	24941	1723485	3405	25462500	57232
10.CUTLERY	--		6988		80408		6915		85470
11.GOLD	GM								
12.COPPER AND ARTICLES THEREOF	--		3899		65863		8924		132302
13.MACHINERY & TRANSPORT EQUIPMENT (INCL.ENGINEERING ELECTRICAL GOODS)	--		19012		188399		19192		224154
(I) ELECTRIC FANS	NO	131019	3041	1325919	25681	175331	3793	1519517	31456
(II) TRANSPORT EQUIPMENT	--		528		8806		554		11140
(III) OTHER ELECTRICAL MACHINERY	--		2220		36623		5549		61705
(IV) MACHINERY SPECIALIZED	--		2037		29444		2541		31430
PARTICULARS INDUSTRIES									
(V) AUTO PARTS	--		3012		16659		2240		20321
(VI) OTHER MACHINERY	--		8173		71185		4515		68102
14.FOOTWEARS	PAIR	1018699	10169	12006348	109903	808207	10940	13025128	131546
(I) LEATHER FOOTWEAR	PAIR	548110	8732	5745160	89151	608403	9248	6920557	109761
(II) CANVAS FOOTWEAR	PAIR	9054	55	136847	580			158879	704
(III) OTHER FOOTWEAR	PAIR	461535	1382	6124341	20171	199804	1692	5945692	21081
15.LEATHER MANUFACTURES(EXCL. LEATHER FOOTWEARS)	--		42383		525780		47167		596639
(I) LEATHER GLOVES	DOZ	378291	12893	5067229	191157	483373	15698	7095416	216913
(II) APPAREL & CLOTHING	DOZ	82988	28462	900605	320525	85407	30396	965038	365738
(III) OTHER LEATHER MANUFACTURES	KG	79046	1029	1150023	14097	77110	1074	1069243	13988
16.HOUSE-HOLD EQUIPMENT	KG	249761	597	4239438	7827	357154	738	4524744	9685
17.SPORTS GOODS	--		28516		324737		29934		338776
(I) FOOT BALLS COMPLETE	DOZ	291068	14657	3494424	172901	231947	13775	3185183	166926
(II) GLOVES (SPORTS)	DOZ	235188	8675	2100882	92750	286841	9375	3011694	103576
(III) OTHER	--		5183		59087		6784		68274
18.SURGICAL GOODS,MEDICAL INSTRUMENTS AND APPLIANCES	NO	16801210	30039	232172830	358768	21141856	26273	230047241	341157
19.ONYX MANUFACTURED	KG	220719	600	3358731	7799	189489	467	2972106	6678
20.HANDICRAFTS	--		1635		1648		4		3880
21.TEXTILE PRODUCT & ARTICLE FOR TECHNICAL USE	KG	16694	107	234297	1330	26061	139	221543	1323
22.BOOKS AND PRINTED MATTERS	--		604		6752		633		7764
23.PIG IRON	MT							92	75
24.PRECIOUS/SEMI-PRECIOUS STONE	GM	365266	250	6689743	3931	358797	360	13848595	7846
25.JEWELLERY	--		1308		7987		462		6594
26.ARTICLES OF PLASTIC	KG	2663627	7213	21313529	65064	2394676	7054	25223597	61233
27.FURNITURE	NO	38573	579	371561	5465	12066	530	392876	7714
28.PARTS OF FOOTWEAR	--		47		1503		17		994
D.OTHERS	--		154836		2016217		181000		2519728

10.5 Exports by Selected Commodities in Rupees

(In Thousand Rupees)

Groups/commodities	Unit	June, 2016		Cuml, From July, 2015		June, 2015		Cuml, From July, 2014	
		Quantity	Value	Quantity	Value	Quantity	Value	Quantity	Value
		GRAND TOTAL		172176338		2166846412		184069171	
A.PRIMARY COMMODITIES		26851962		364808720		28474143		420529530	
01.RICE	*	315197	15067286	4246445	194245598	255455	13544268	3861406	206266348
(I) RICE BASMATI	MT	40312	4153127	479974	46615684	43297	4650898	523450	60958146
(II) RICE OTHER VARIETIES	MT	274885	10914160	3766471	147629914	212158	8893370	3337956	145308202
02.FISH AND FISH PREPARATIONS	KG	8221834	2027221	127910201	33918421	9603965	2494305	137381085	35429356
03.FRUILS & VEGETABLES INCL.JUICES	KG	78111800	4456137	1394946443	69100026	70001292	4543917	1484299488	71767343
(I) FRUILS	KG	35096971	2886104	676530716	44607042	15795079	2240771	682101682	44374647
(II) VEGETABLES	KG	41609334	1353380	701050198	22232535	40706914	1461403	750971708	23489661
(III) FRUIT & VEGETABLE JUICES	KG	1405495	216653	17365529	2260448	13499299	841743	51226098	3903036
04.WHEAT	MT			450	16565			8286	291334
05.WHEAT FLOUR	MT	48171	1599995	626289	20657706	94448	3053458	841732	30634474
06.SPICES(INCL. CHILLIES)	KG	1015127	472122	19746389	8003080	1552369	648916	18728999	6712527
07.OIL SEEDS, NUTS AND KERNALS	KG	1257652	169857	20938377	3152661	686865	107612	37698162	6507839
08.LEGUMINOUS VEGETABLE	KG			2000	205	51000	2642	53230	2883
09.FLOWERS	KG	40735	8878	580029	137273	20400	4981	437879	110355
10.RAW HIDES AND SKINS	KG	28775	8483	225651	80313			190159	52588
11.RAW WOOL AND ANIMAL HAIR	KG	428924	76088	4746044	838120	595046	115230	7284668	1053113
(I) RAW WOOL	KG	211866	37034	1815436	330097	439080	96574	2797100	452493
(II) ANIMAL HAIR	KG	217058	39055	2930608	508023	155966	18656	4487568	600620
12.CRUDE ANIMAL MATERIAL	KG	1416246	199770	20299036	2624991	1680924	225245	18237766	3520577
13.CRUDE FERTILIZER	MT	2682	32422	26885	309617	2914	33654	27708	254077
14.MOLASSES	KG	6651970	85319	73066802	874398	6600000	76632	83228808	1010347
15.RAW COTTON	MT	354	66397	49315	7948125	690	81505	94074	14932714
16.COTTON WASTE	MT	3203	370620	43500	4606682	4136	494104	44390	5167530
17.PETROLEUM CRUDE	MT	59221	1644180	307913	10847051	51914	2067235	474088	28163147
18.MARBLES AND STONES	MT	35992	509050	442738	6301955	47003	703409	454697	6952530
19.TOBACCO	KG	121775	58137	3194289	1145933	845346	277030	4273663	1448170
(I) UN-MANUFACTURED	KG	113112	53732	3030721	1066324	837360	272993	4079629	1363691
(II) MANUFACTURED EXCL.CIGARETTE	KG	8663	4404	163568	79609	7986	4036	194034	84479
20.COKE	MT							20000	252280
B.TEXTILES MANUFACTURES		99954322		1252717061		106245213		1313281713	
01.COTTON YARN	KG	31321592	9195527	423623620	131700009	39699230	12306092	642051549	187375684
02.COTTON CLOTH	SQM	1.31E+08	15485616	2152131531	230757315	1.54E+08	17911118	2074176608	248430930
03.ARTICLES OF APPAREL & CLOTHING ACCESSORIES (EXCL. KNITWEARS)	DOZ	3190179	21234536	32774587	228861228	2789428	19733649	30899256	212210387
04.ART SILK AND SYNTHETIC TEXTILES	SQM	13149632	2181593	272276900	30005393	20438621	2548623	267400333	33484548
05.COTTON THREAD	KG	588438	255620	5522029	2327896	323622	155657	2729410	1239711
06.TEXTILE FABRICS WOVEN(OTHER THAN COTTON & ARTIFICIAL FABRICS)	--		40866		687049		33864		378263
07.TULE, LACE, EMBROIDERY ETC	--		151454		1741592		86904		1267913
08.COTTON BAGS/SACKS	MT	895	172880	6714	1312218	459	77507	6676	1329046
09.TENTS & OTHER CANVAS GOODS	KG	1588874	391827	32353876	8886196	3199048	982182	45036578	12835288
10.BED WEAR	KG	25802777	16442497	328856763	210543458	27913136	17912547	324551489	213017946
11.TOWELS	KG	14051034	6586828	184479082	83680683	12560018	6112074	172155518	80777844
12.TEXTILE MADE UPS (EXCL. TOWELS & BED WEAR)	--		4409603		65518259		5629602		66359031
13.KNITWEARS	DOZ	9341114	22682561	112459419	246267309	8050820	21907466	103850529	243718749
14.WASTE MATERIAL OF TEXTILE FIBRES/FABRICS	KG	3458765	200649	35544901	2553745	2260431	189738	35818748	2840936
15.YARN OTHER THAN COTTON YARN	KG	858965	219916	12565174	3412630	833722	255875	14135033	4343054
16.KINTTED OR CROCHATED FABRICS	SQM	1114697	302349	14514337	4462083	1175880	402315	9438229	3672382
C.OTHER MANUFACTURES		29176358		339097685		30929018		408445437	
01.CIGARETTES	THNO	3822	9754	36102	87927	1220	2696	31025	69190
02.LEATHER	SQM	1271523	2980753	17072557	37802868	1819972	3780287	22273455	49582798
03.CARPETS,RUGS AND TAPESTRIES ETC	SQM	115047	687208	1772032	10185739	206990	762774	2493375	12098388

Contd.

10.5 Exports by Selected Commodities in Rupees

(In Thousand Rupees)

Groups/commodities	Unit	June, 2016		Cuml, From July, 2015		June, 2015		Cuml, From July, 2014	
		Quantity	Value	Quantity	Value	Quantity	Value	Quantity	Value
(I) WOOLLEN CARPETS AND RUGS	SQM	112413	679005	1640164	9896646	143975	725780	2203659	11772492
(II) WOOLLEN CARPET MACHINE MADE	SQM			6066	19601	120	287	2930	9105
(III) TAPESTRY CLOTH	SQM					67	91	380	491
(IV) CARPETS KNOTTED & OTHER FLOOR COVERING	SQM	2634	8203	125802	269492	62828	36615	286406	316300
04.PETROLEUM PRODUCTS	MT	14959	740451	104700	5838798	9209	675240	341433	31142363
05.FEEDING STUFF FOR ANIMALS	KG	24932218	652530	352480100	6937618	24105796	519565	322130776	6614429
06.CHEMICALS AND PHARMACEUTICAL PRODUCTS	--		6910859		83752293		8428744		99338583
(I) PLASTIC MATERIALS	KG	10718854	1860661	115117071	19837350	18143718	2186638	225455795	26779724
(II) PHARMACAUTICAL PRODUCTS.	KG	832280	1717553	11111602	21348388	761678	1776011	14444593	21462382
(III) FERTILIZER MANUFACTURES	MT								
(IV) OTHER CHEMICAL	--		3332645		42566556		4466095		51096476
07.RUBBER MANUFACTURES	--		145792		1358380		147039		1215207
08.PAPER AND PAPER BOARD	KG	2988710	787306	22856822	6732551	34481	8126	12376924	3743578
09.GUAR AND GUAR PRODUCTS	KG	1270572	161071	16676387	2597649	1723485	346547	25462500	5791115
10.CUTLERY	--		730871		8383242		703804		8657892
11.GOLD	GM								
12.COPPER AND ARTICLES THEREOF	--		407754		6869630		908196		13395981
13.MACHINERY & TRANSPORT EQUIPMENT (INCL.ENGINEERING ELECTRICAL GOODS)	--		1988398		19642980		1953169		22673636
(I) ELECTRIC FANS	NO	131019	318086	1325919	2677513	175331	385997	1519517	3182526
(II) TRANSPORT EQUIPMENT	--		55243		914035		56403		1127460
(III) OTHER ELECTRICAL MACHINERY	--		232166		3814684		564685		6227800
(IV) MACHINERY SPECIALIZED PARTICULARS INDUSTRIES	--		213076		3065296		258606		3181248
(V) AUTO PARTS	--		315057		1736756		227938		2062685
(VI) OTHER MACHINERY	--		854770		7434696		459540		6891917
14.FOOTWEARS	PAIR	1018699	1063499	12006348	11452700	808207	1113397	13025128	13304420
(I) LEATHER FOOTWEAR	PAIR	548110	913218	5745160	9289132	608403	941190	6920557	11094768
(II) CANVAS FOOTWEAR	PAIR	9054	5712	136847	60482			158879	71364
(III) OTHER FOOTWEAR	PAIR	461535	144568	6124341	2103086	199804	172207	5945692	2138288
15.LEATHER MANUFACTURES(EXCL. LEATHER FOOTWEARS)	--		4432696		54787576		4800311		60429388
(I) LEATHER GLOVES	DOZ	378291	1348401	5067229	19920520	483373	1597577	7095416	21987911
(II) APPAREL & CLOTHING	DOZ	82988	2976704	900605	33396475	85407	3093479	965038	37025154
(III) OTHER LEATHER MANUFACTURES	KG	79046	107591	1150023	1470581	77110	109255	1069243	1416322
16.HOUSE-HOLD EQUIPMENT	KG	249761	62413	4239438	816921	357154	75060	4524744	980506
17.SPORTS GOODS	--		2982376		33861625		3046482		34293618
(I) FOOT BALLS COMPLETE	DOZ	291068	1532947	3494424	18024441	231947	1401878	3185183	16898956
(II) GLOVES (SPORTS)	DOZ	235188	907329	2100882	9665113	286841	954131	3011694	10478540
(III) OTHER	--		542100		6172071		690473		6916123
18.SURGICAL GOODS,MEDICAL INSTRUMENTS AND APPLIANCES	NO	16801210	3141639	232172830	37407628	21141856	2673820	230047241	34575460
19.ONYX MANUFACTURED	KG	220719	62710	3358731	814118	189489	47539	2972106	675125
20.HANDICRAFTS	--		170986		172398		422		389416
21.TEXTILE PRODUCT & ARTICLE FOR TECHNICAL USE	KG	16694	11239	234297	138712	26061	14103	221543	133892
22.BOOKS AND PRINTED MATTERS	--		63190		704651		64410		787471
23.PIG IRON	MT							92	7591
24.PRECIOUS/SEMI-PRECIOUS STONE	GM	365266	26102	6689743	410524	358797	36652	13848595	795005
25.JEWELLERY	--		136836		833188		47053		667885
26.ARTICLES OF PLASTIC	KG	2663627	754407	21313529	6780855	2394676	717916	25223597	6200909
27.FURNITURE	NO	38573	60573	371561	570020	12066	53904	392876	781248
28.PARTS OF FOOTWEAR	--		4947		157093		1762		100344
D.OTHERS	--		16193695		210222946		18420796		255256279

10.6 Imports by Selected Commodities in Dollars

(In Thousand Dollar)

Groups/commodities	Unit	June, 2016		Cuml, From July, 2015		June, 2015		Cuml, From July, 2014	
		Quantity	Value	Quantity	Value	Quantity	Value	Quantity	Value
GRAND TOTAL			4437736		44684841		4368170		45826129
A. FOOD GROUP			322073		3592550		316047		3301089
1.MILK AND CREAM	KG	8444694	23785	70161865	190823	8959071	24550	80433063	211062
2.WHEAT UNMILLED	MT	--	--	--	--	54	16	686650	185451
3.PULSES	KG	85172140	66973	898615369	595142	68763681	42806	655420149	409099
4.DRY FRUITS	KG	16544816	20795	156933927	171929	10091043	11857	153722380	117390
5.SUGAR REFINED	MT	535	273	12126	6206	557	301	10056	6226
6.TEA	KG	14781986	37193	173784742	513014	9280747	25614	150537703	340818
7.SPICES	KG	10424021	12276	143520419	147339	11695090	11444	131796182	109123
8.MILK FOOD FOR BABIES,INFT.,INVLD	KG	1462553	10140	11960258	87974	833778	6123	9840093	78621
9.BEVERAGES	LTR	1319071	864	12789227	7826	1167984	570	12765118	7681
10.PALM OIL	KG	199104314	140973	2719178597	1689437	278197394	182339	2396730431	1779305
11.SOYABEAN OIL	KG	6070340	8800	141013637	182859	7410000	10428	52513251	56313
B. MACHINERY GROUP			1301894		11476281		1049209		10059521
1.POWER GENERATING MACH.	--		186881		1848122		177214		1375277
2.AGRICULTURE MACHINERY&IMPLEMENTS	--		12114		85094		8329		104361
3.CONSTRUCTION & MINING MACHINERY	--		45639		321689		18066		269798
4.TEXTILE MACHINERY	--		42253		461500		37993		449481
5.METAL WORKING MACHINERY	--		7688		93095		3931		72662
6.GEN INDUSTRIAL MACH & EQU/PARTS NS	--		174012		1840421		153696		1750761
7.OFFICE MACH.INCL.DATA PROS. EQUIP	--		29135		328283		34476		398158
8.TELECOM & SOUND RECORDING EQUIP	--		104441		1361127		112040		1377130
9.ELECTRICAL MACHINERY & APPARATUS	--		123093		1793778		144478		1205496
10.ROAD MOTOR VEHICLES	--		174425		1820631		161987		1509591
11.RAILWAY VEHICLES	--		6353		55143		3903		226474
12.AIRCRAFTS,SHIPS AND BOATS	--		319916		973910		137939		862575
13.OTHER MACHINERY	--		75945		493488		55157		457756
C. PETROLEUM GROUP			908460		8371717		1149100		12028948
1.CRUDE PETROLEUM	MT	686592	208404	5928500	2295795	645864	447996	5697122	4196888
2.PETROLEUM PRODUCTS	MT	1233523	606264	10128702	5337195	1127539	663533	11733089	7596923
3.GAS NATURAL & MANUFACTURED	--		93792		738727		37571		235137
D. TEXTILE GROUP			101798		1395056		137667		1464867
1.SYNTHETIC AND REGENERATED FIBRE	KG	20747184	39541	240495799	481987	27586979	49711	287961530	530416
2.SYNTHETIC & ARTIFICIAL SILK YARN	KG	18488269	37725	285567015	619561	30204917	64189	319675737	681644
3.WORN CLOTHING	KG	36262721	12688	452850988	155782	38602298	10489	454151102	124306
4.ARTICLES OF APPAREL & CLOTHING	--		7677		97351		8298		79054
5.BAGS & SACKS OF TEX. MATERIALS	MT	494	640	6684	8529	660	872	5848	7269
6.JUTE	MT	4805	3527	46706	31846	6726	4107	74019	42179
E. AGRICULTURE/OTH. CHEMICAL GROUP			616602		7249902		642924		7511802
1.ORGANIC CHEMICALS	--		161409		1757642		185137		1847738
2.INORGANIC CHEMICALS	--		49375		518881		51375		511486
3.DYEING TANNING & COLOUR MATERIAL	KG	14168816	38035	162257237	415736	12450142	36645	134623895	397275
4.MEDICINAL PRODUCTS	KG	1737681	80940	20257598	921456	1530359	67282	22233496	947771

Contd.

10.6 Imports by Selected Commodities in Dollars

(In Thousand Dollar)

Groups/commodities	Unit	June, 2016		Cuml, From July, 2015		June, 2015		Cuml, From July, 2014	
		Quantity	Value	Quantity	Value	Quantity	Value	Quantity	Value
5.ESSENTIAL OIL, PERFUMES TOILT ETC	KG	10154196	29639	122268389	327254	9697262	28825	105928492	294218
6.FERTILIZER MANUFACTURED	MT	88695	33716	1618776	726352	105519	48167	2027174	913716
7.PLASTIC MATERIALS	KG	90436846	158648	1013168685	1814255	88901643	153244	1087992827	1800587
8.INSECTICIDES	KG	940532	9668	17386326	153505	1352829	9814	23157437	138757
9.OTHER.CHEMICAL PRODUCTS	--		55173		614820		62435		660254
F. METAL GROUP			384834		3939694		349573		3563943
1.IRON ORES AND CONCENTRATES	MT	--	--	9500	1399	30893	4402	197522	31526
2.IRON AND STEEL SCRAP	MT	383282	102100	4007102	1087559	346333	98987	3028057	1043072
3.NON FERROUS BASE METAL WASTE & SCR	MT	13214	6516	151365	79365	15138	7962	130961	71764
4.IRON AND STEEL	MT	310435	197381	3126714	2005621	226162	177243	2458108	1821569
5.ALUMINIUM WROUGHT & WORKED	--		18174		193505		16872		148353
6.MANUFACTURES OF METAL NES	--		60662		572246		44107		447659
G. MISCELLANEOUS ITEMS			493190		4642899		465098		4785630
1.FEEDING STUFF FOR ANIMALS	KG	117772589	46430	940030316	423763	88660527	45688	1049910493	535190
2.HIDES,SKINS AND FURSKINS RAW	KG	534269	1870	10129945	32670	722142	3040	14214832	57825
3.OIL SEEDS & OLEAGINOUS FRUITS	KG	202923754	137099	1316079266	847236	148478180	104779	1332605527	826801
4.RUBBER CRUDE INCL.SYNTH/RECLAIMED	KG	4824666	12295	66915745	146356	7669232	13034	115811870	155858
5.WOOD & CORK	--		8961		112378		9889		98298
6.PULP AND WASTE PAPER	KG	18824350	8509	241782692	115982	23058242	13574	235037498	117782
7.FERTILIZER CRUDE	MT	10963	4385	159337	63425	19690	8192	93992	41236
8.CRUDE ANIMAL&VEGETABLE MATERIALS	KG	11481619	12483	104019741	165748	8792843	12258	94569003	135647
9.COAL, COKE & BRIQUETTES	MT	538441	48940	4962407	477885	505776	52468	5078813	551309
10.ANIMAL OILS AND FATS	KG	2516551	1388	22893912	13338	3692293	2584	33330283	24862
11.ANIMAL/VEG, FAT OIL WAX ETC NES	KG	993613	1031	15924268	18108	850745	1070	16342358	20214
12.RUBBER TYRES & TUBES	NO	497437	30491	4885453	313900	469789	34375	4587218	272626
13.CORK/WOOD MFG.(EXCL FURNITURE)	KG	8069410	6905	109258691	78820	9527585	6415	114962455	63993
14.PAPER&PAPER BOARD & MANF. THEREOF	KG	44489361	45501	518792652	505311	45234297	47703	489207497	491144
15.CEMENT	MT	9493	1942	68348	14766	6704	1644	65494	17132
16.PREFABRICATED BUILDGS,SANITRY,PLG	--		9009		109282		7995		93588
17.FOOTWEAR	PAIR	2308452	11434	19948798	98488	2001005	10206	18979928	87527
18.PROFESSIONAL,SCIENTFIC & CONTROL	--		51795		535848		44230		492028
19.PHOTO EQPT, OPTICAL GOODS N.E.S.	--		8441		77312		6266		65591
20.PRINTED MATTERS	--		3415		50836		4049		143090
21.ARTICLES N.E.S. OF PLASTICS	KG	2662695	14025	22405244	126079	2184936	10089	28582376	108390
22.BABY CARRIAGES, TOYS GAMES ETC.	--		7847		73933		8443		74492
23.OFFICE STATIONERY SUPPLY N.E.S	--		4670		40800		3230		34310
24.JEWELLERY OFGOLD/SILVERSMITH WEAR	--		3563		17280		2339		13348
25.MUSICAL INSTRUMENTS AND PARTS	--		8692		122180		8695		150786
26.ARTICLES & MFG. OF CAVING ETC.	--		395		36741		553		89227
27.GOLD.NON-MENETART NOT ORE/CONCEN	GM	46177	1675	659039	24435	51692	2292	574926	23336
ALL OTHER ITEMS	--		308885		4016742		258552		3110327

10.7 Imports by Selected Commodities in Rupees

(In Thousand Rupees)

Groups/commodities	Unit	June, 2016		Cuml, From July, 2015		June, 2015		Cuml, From July, 2014	
		Quantity	Value	Quantity	Value	Quantity	Value	Quantity	Value
GRAND TOTAL			464126835		4658748923		444559595		4644151648
A. FOOD GROUP			33684452		374595187		32164931		334675003
1.MILK AND CREAM	KG	8444694	2487589	70161865	19895234	8959071	2498481	80433063	21372540
2.WHEAT UNMILLED	MT	--	--	--	--	54	1607	686650	18975507
3.PULSES	KG	85172140	7004501	898615369	62063658	68763681	4356473	655420149	41447691
4.DRY FRUITS	KG	16544816	2174904	156933927	17941311	10091043	1206723	153722380	11898506
5.SUGAR REFINED	MT	535	28517	12126	645111	557	30647	10056	631427
6.TEA	KG	14781986	3889887	173784742	53491254	9280747	2606755	150537703	34532462
7.SPICES	KG	10424021	1283920	143520419	15366323	11695090	1164680	131796182	11058206
8.MILK FOOD FOR BABIES,INFT.,INVLD	KG	1462553	1060534	11960258	9177031	833778	623184	9840093	7970562
9.BEVERAGES	LTR	1319071	90357	12789227	815525	1167984	58021	12765118	777913
10.PALM OIL	KG	199104314	14743872	2719178597	176102180	278197394	18557066	2396730431	180315989
11.SOYABEAN OIL	KG	6070340	920372	141013637	19097560	7410000	1061294	52513251	5694200
B. MACHINERY GROUP			136160457		1197306770		106780665		1019578408
1.POWER GENERATING MACH.	--		19545197		192936165		18035504		139449999
2.AGRICULTURE MACHINERY&IMPLEMENTS	--		1266912		8867998		847624		10572871
3.CONSTRUCTION & MINING MACHINERY	--		4773234		33499306		1838665		27263353
4.TEXTILE MACHINERY	--		4419095		48115946		3866657		45521396
5.METAL WORKING MACHINERY	--		804104		9720567		400024		7361183
6.GEN INDUSTRIAL MACH & EQU/PARTS NS	--		18199279		192038807		15642058		177511312
7.OFFICE MACH.INCL.DATA PROS. EQUIP	--		3047153		34250039		3508670		40310548
8.TELECOM & SOUND RECORDING EQUIP	--		10923121		141974597		11402625		139419570
9.ELECTRICAL MACHINERY & APPARATUS	--		12873809		187162529		14703910		122183455
10.ROAD MOTOR VEHICLES	--		18242479		189869680		16485829		153058924
11.RAILWAY VEHICLES	--		664401		5736588		397209		22871374
12.AIRCRAFTS,SHIPS AND BOATS	--		33458819		101618447		14038423		87691905
13.OTHER MACHINERY	--		7942856		51516102		5613467		46362519
C. PETROLEUM GROUP			95012572		871709600		116946741		1218930157
1.CRUDE PETROLEUM	MT	686592	21796223	5928500	238646210	645864	45593674	5697122	425465358
2.PETROLEUM PRODUCTS	MT	1233523	63406968	10128702	556051290	1127539	67529381	11733089	769560082
3.GAS NATURAL & MANUFACTURED	--		9809381		77012100		3823686		23904717
D. TEXTILE GROUP			10646627		145392724		14010650		148369503
1.SYNTHETIC AND REGENERATED FIBRE	KG	20747184	4135410	240495799	50162009	27586979	5059238	287961530	53726214
2.SYNTHETIC & ARTIFICIAL SILK YARN	KG	18488269	3945559	285567015	64611863	30204917	6532659	319675737	69027549
3.WORN CLOTHING	KG	36262721	1326972	452850988	16253402	38602298	1067511	454151102	12591639
4.ARTICLES OF APPAREL & CLOTHING	--		802855		10156898		844549		8013318
5.BAGS & SACKS OF TEX. MATERIALS	MT	494	66938	6684	887863	660	88742	5848	735297
6.JUTE	MT	4805	368893	46706	3320688	6726	417951	74019	4275485
E. AGRICULTURE/OTH. CHEMICAL GROUP			64488234		755705432		65432008		761241598
1.ORGANIC CHEMICALS	--		16881191		183147207		18841860		187216578
2.INORGANIC CHEMICALS	--		5163986		54058723		5228514		51797995

Contd.

10.7 Imports by Selected Commodities in Rupees

(In Thousand Rupees)

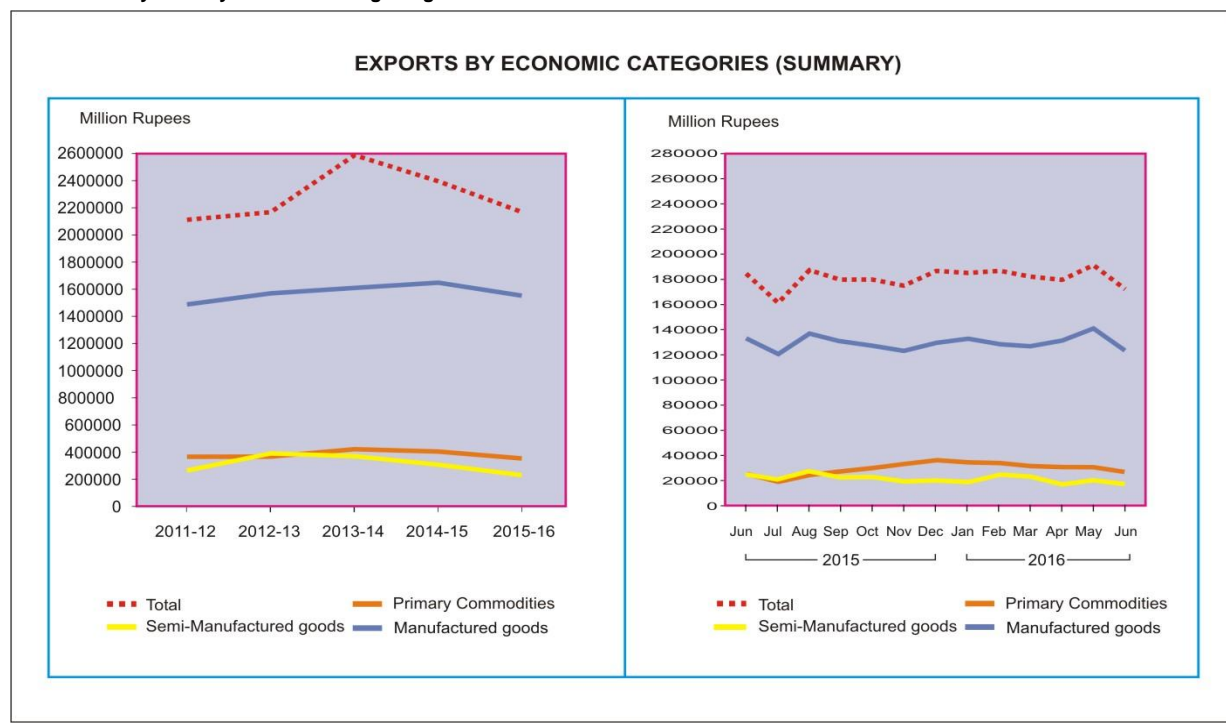
Groups/commodities	Unit	June, 2016		Cuml, From July, 2015		June, 2015		Cuml, From July, 2014	
		Quantity	Value	Quantity	Value	Quantity	Value	Quantity	Value
3.DYEING TANNING & COLOUR MATERIAL	KG	14168816	3977910	162257237	43345167	12450142	3729489	134623895	40221449
4.MEDICINAL PRODUCTS	KG	1737681	8465184	20257598	96134891	1530359	6847484	22233496	96182688
5.ESSENTIAL OIL, PERFUMES TOILT ETC	KG	10154196	3099884	122268389	34114587	9697262	2933574	105928492	29825828
6.FERTILIZER MANUFACTURED	MT	88695	3526198	1618776	75667425	105519	4902040	2027174	92640993
7.PLASTIC MATERIALS	KG	90436846	16592440	1013168685	189147272	88901643	15596065	1087992827	182372689
8.INSECTICIDES	KG	940532	1011101	17386326	15974394	1352829	998810	23157437	14058489
9.OTHER.CHEMICAL PRODUCTS	--		5770340		64115765		6354173		66924889
F. METAL GROUP			40248371		410904300		35576890		361237237
1.IRON ORES AND CONCENTRATES	MT	--	--	9500	142300	30893	447969	197522	3211580
2.IRON AND STEEL SCRAP	MT	383282	10678276	4007102	113424951	346333	10074186	3028057	105710898
3.NON FERROUS BASE METAL WASTE & SCR	MT	13214	681527	151365	8271817	15138	810278	130961	7268146
4.IRON AND STEEL	MT	310435	20643374	3126714	209178850	226162	18038463	2458108	184646724
5.ALUMINIUM WROUGHT & WORKED	--		1900773		20187353		1717106		15040156
6.MANUFACTURES OF METAL NES	--		6344421		59699028		4488889		45359734
G. MISCELLANEOUS ITEMS			51580992		484004035		47334198		484954944
1.FEEDING STUFF FOR ANIMALS	KG	117772589	4855904	940030316	44050285	88660527	4649769	1049910493	54190953
2.HIDES,SKINS AND FURSKINS RAW	KG	534269	195562	10129945	3404414	722142	309364	14214832	5853176
3.OIL SEEDS & OLEAGINOUS FRUITS	KG	202923754	14338712	1316079266	88512596	148478180	10663589	1332605527	83861339
4.RUBBER CRUDE INCL.SYNTH/RECLAIMED	KG	4824666	1285879	66915745	15247409	7669232	1326554	115811870	15795336
5.WOOD & CORK	--		937149		11721528		1006420		9956369
6.PULP AND WASTE PAPER	KG	18824350	889926	241782692	12088029	23058242	1381436	235037498	11922833
7.FERTILIZER CRUDE	MT	10963	458645	159337	6606623	19690	833762	93992	4187362
8.CRUDE ANIMAL&VEGETABLE MATERIALS	KG	11481619	1305515	104019741	17266144	8792843	1247578	94569003	13753722
9.COAL, COKE & BRIQUETTES	MT	538441	5118505	4962407	49763733	505776	5339760	5078813	55905692
10.ANIMAL OILS AND FATS	KG	2516551	145216	22893912	1386383	3692293	263008	33330283	2521274
11.ANIMAL/VEG, FAT OIL WAX ETC NES	KG	993613	107872	15924268	1888105	850745	108871	16342358	2048567
12.RUBBER TYRES & TUBES	NO	497437	3188970	4885453	32691836	469789	3498381	4587218	27617899
13.CORK/WOOD MFG.(EXCL FURNITURE)	KG	8069410	722164	109258691	8219377	9527585	652824	114962455	6486218
14.PAPER&PAPER BOARD & MANF. THEREOF	KG	44489361	4758739	518792652	52670970	45234297	4854865	489207497	49773765
15.CEMENT	MT	9493	203158	68348	1540618	6704	167301	65494	1737898
16.PREFABRICATED BUILDGS,SANITRY,PLG	--		942204		11396126		813695		9489307
17.FOOTWEAR	PAIR	2308452	1195877	19948798	10262810	2001005	1038659	18979928	8874415
18.PROFESSIONAL,SCIENTFIC & CONTROL	--		5417042		55858350		4501349		49849289
19.PHOTO EQPT, OPTICAL GOODS N.E.S.	--		882781		8060815		637707		6642789
20.PRINTED MATTERS	--		357156		5301172		412079		14428151
21.ARTICLES N.E.S. OF PLASTICS	KG	2662695	1466786	22405244	13146225	2184936	1026754	28582376	10974755
22.BABY CARRIAGES, TOYS GAMES ETC.	--		820676		7711254		859290		7544518
23.OFFICE STATIONERY SUPPLY N.E.S	--		488385		4259085		328677		3475850
24.JEWELLERY OFGOLD/SILVERSMITH WEAR	--		372655		1802101		238054		1352509
25.MUSICAL INSTRUMENTS AND PARTS	--		909051		12741918		884883		15272921
26.ARTICLES & MFG. OF CAVING ETC.	--		41272		3860004		56305		9065427
27.GOLD.NON-MENETART NOT ORE/CONCEN	GM	46177	175191	659039	2546128	51692	233262	574926	2372609
ALL OTHER ITEMS	--		32305130		419130876		26313512		315164799

10.8 Exports by Economic Categories (Summary)

(Million Rupees)

Year/Month	Total	Primary Commodities	Semi-manufactured Goods	Manufactured Goods
2011-12	2,110,605.5	362,404.4	261,151.3	1,486,369.7
2012-13	2,366,477.8	364,127.0	391,151.3	1,611,199.5
2013-14	2,583,463.2	420,496.3	369,066.1	1,793,900.8
2014-15	2,397,513.0	402,750.3	352,073.7	1,642,689.0
2015-16	2,166,846.4	356,583.9	254,329.3	1,555,933.1
2015 Jun	184,069.2	25,831.2	24,752.2	133,485.8
Jul	161,533.5	19,864.4	21,302.2	120,366.9
Aug	187,222.4	24,057.3	26,800.4	136,364.7
Sep	179,817.5	26,827.4	22,599.6	130,390.5
Oct	179,927.0	29,448.5	22,641.7	127,836.8
Nov	174,781.5	32,329.8	19,378.3	123,073.4
Dec	186,486.4	36,279.7	20,291.3	129,915.5
2016 Jan	185,298.2	34,192.5	18,426.3	132,679.4
Feb	186,869.1	33,922.5	24,805.8	128,140.8
Mar	181,891.1	31,597.1	23,379.8	126,914.2
Apr	179,622.0	30,472.3	17,403.8	131,745.9
May	191,221.3	30,279.1	19,938.5	141,003.7
Jun	172,176.3	27,313.5	17,363.5	127,499.4

Note: Total may not tally due to rounding of figures.



10.9 Export by Economic Categories (Details)

(In Thousand Rupees)

Commodities	June, 2016	Cuml. From July, 2015	June, 2015	Cuml. From July, 2014
GRAND TOTAL	172,176,338	2,166,846,412	184,069,171	2,397,512,960
A. PRIMARY COMMODITIES:	27,313,491	356,583,949	25,831,222	402,750,234
RAW COTTON (INCLUDING LINTER & WASTE)	271,833	9,861,712	445,713	16,766,991
RAW WOOL (INCLUDING ANIMAL HAIR)	76,088	838,120	115,230	1,053,113
FISH	1,993,112	33,098,397	2,471,810	34,876,782
RICE	15,067,286	194,245,598	13,544,268	206,266,348
HIDES & SKINS (INCLUDING FUR SKINS)	26,083	519,860	44,809	519,693
FRUITS & VEGETABLES	3,974,522	63,035,257	3,354,992	63,643,534
SPICES	472,122	8,003,080	648,916	6,712,527
TOBACCO UN-MANUFACTURED	53,732	1,066,324	272,993	1,363,691
OTHER PRIMARY COMMODITIES	5,378,712	45,915,602	4,932,491	71,547,555
B. SEMI-MANUFACTURES:	17,363,476	254,329,345	24,752,107	352,073,723
COTTON YARN	9,195,527	131,700,009	12,306,092	187,375,684
LEATHER	2,980,588	37,802,703	3,779,830	49,580,441
MOLASSES	85,319	874,398	76,632	1,010,347
OIL CAKES	121,655	1,610,970	45,016	901,740
AGAR, AGAR DUST & WOOD		3,586		16
HENNA LEAVES & POWDER	10,486	246,715	28,188	2,987,422
OTHER SEMI MANUFACTURES	4,969,900	82,090,963	8,516,349	110,218,073
C. MANUFACTURED GOODS:	127,499,371	1,555,933,119	133,485,841	1,642,689,003
COTTON THREAD	255,620	2,327,896	155,657	1,239,711
COTTON FABRICS WOVEN	15,458,657	229,545,173	17,887,208	247,462,769
TEXTILE FABRICS (OTHER THAN COTTON FAB)	2,292,108	31,265,000	2,593,776	34,349,912
WOOLLEN CARPETS	675,741	10,343,517	721,066	11,951,595
TAPESTRIES		167		5,281
MANUFACTURE OF LEATHER	5,314,778	64,425,449	5,693,204	70,466,075
FOOTWEAR	1,063,499	11,452,700	1,113,397	13,304,420
SPORTS GOODS (EXCLUDING INDOOR GAMES)	1,747,119	20,304,187	1,593,542	19,337,708
TOBACCO MANUFACTURED	14,158	167,536	6,732	153,669
MEDICAL INSTRUMENT N.E.S.	204,987	2,305,093	137,301	2,600,463
FRUIT & VEGETABLE PREPARATIONS	479,693	5,975,612	1,191,162	7,966,507
FISH PREPARATIONS	34,110	820,023	22,496	552,574
CEREAL PREPARATIONS	258,600	3,999,730	359,850	5,381,051
GUAR PRODUCTS	161,071	2,597,649	346,547	5,791,115
FLOUR & MEAL OF OIL SEEDS		38,194	2,901	16,199
FISH MEAL & MEAT MEAL	207,428	960,612	33,929	1,522,463
PETROLEUM PRODUCTS	740,451	5,838,798	675,240	31,142,363
CHEMICAL & CHEMICAL PREPARATIONS	6,914,161	83,831,507	8,421,594	99,868,244
MACHINERY & TRANSPORT EQUIPMENT	1,991,268	19,694,564	1,970,146	22,738,834
ARTICLES OF APPAREL AND CLOTHING				
ACCESSORIES (INCLUDING HOSIERY)	43,929,812	475,273,674	41,651,488	456,071,078
OTHER MANUFACTURED GOODS	45,756,110	584,766,039	48,908,604	610,766,971

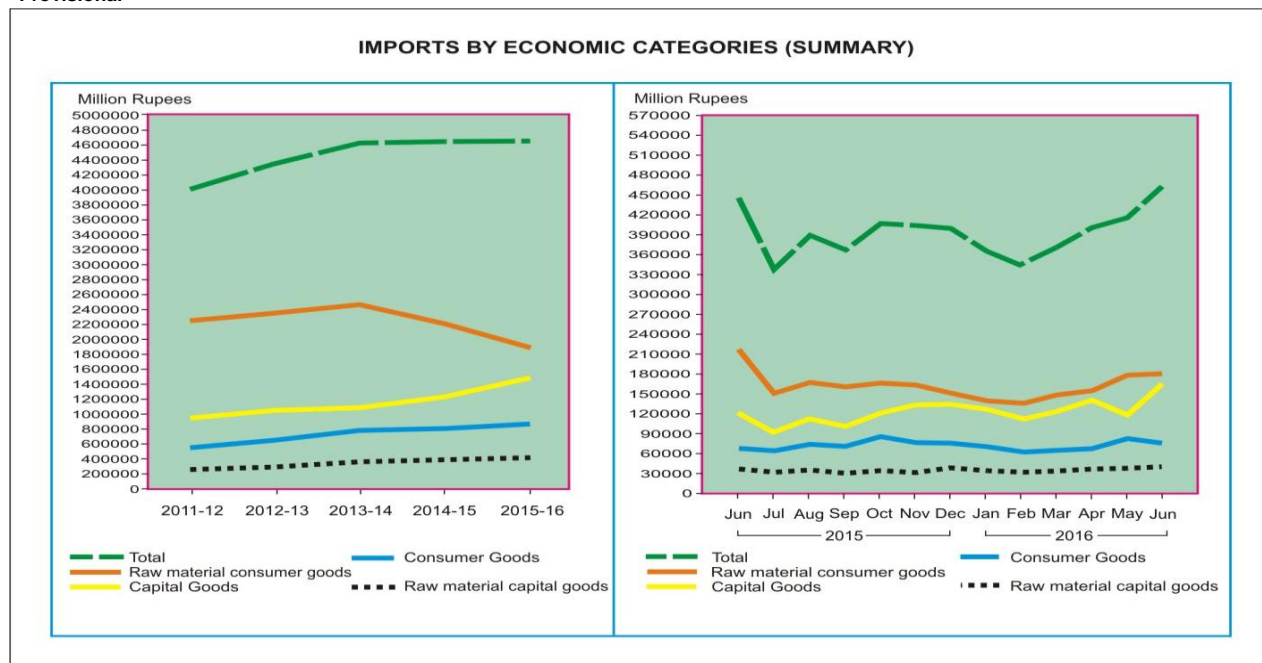
10.10 Imports by Economic Categories (Summary)

(Million rupees)

Year/Month	Total	Consumer goods	Raw material		Capital goods
			Consumer goods	Capital goods	
2011-12	4,009,093.0	552,018.1	2,251,624.0	261,940.8	943,510.1
2012-13	4,349,879.5	652,553.3	2,353,818.1	293,733.6	1,049,774.5
2013-14	4,630,520.8	780,192.2	2,462,189.2	306,810.4	1,081,329.0
2014-15	4,644,151.6	807,979.7	2,214,663.6	388,166.9	1,233,341.4
2015-16	4,658,748.9	870,976.8	1,887,884.5	417,209.9	1,482,677.7
2015 Jun	444,559.6	68,607.5	217,018.5	37,253.7	121,679.9
Jul	340,518.8	64,216.7	150,777.4	32,847.5	92,677.2
Aug	389,086.5	74,078.9	167,630.7	35,079.2	112,297.7
Sep	360,660.6	69,872.8	159,614.0	30,093.8	101,080.0
Oct	406,821.1	84,417.4	166,682.5	33,792.5	121,928.7
Nov	404,666.5	76,749.4	163,610.4	31,719.8	132,586.9
Dec	399,510.7	76,136.3	150,985.3	38,200.7	134,188.5
2016 Jan	362,229.4	70,576.0	131,228.1	33,927.1	126,498.3
Feb	343,205.7	61,084.2	136,562.4	31,937.7	113,621.4
Mar	371,192.6	65,124.5	147,998.9	34,389.9	123,679.3
Apr	399,929.3	67,599.5	154,855.9	36,239.8	141,234.1
May	416,800.7	82,889.2	177,799.3	38,238.9	117,873.3
Jun	464,126.8	78,232.0	180,139.6	40,743.0	165,012.2

Note: Total may not tally due to rounding of figures.

* Provisional



10.11 Imports by Economic Categories (Detail)

(In Thousand Rupees)

Items	June, 2016	From July, 2015	June, 2015	From July, 2014
GRAND TOTAL	464126835	4658748923	444559595***	4644151648
1. CONSUMER GOODS TOTAL	78231961	870976842	68607478*	807979743
10121 HORSES		15658		17848
10129 OTHER LIVE HORSES		6000		
10190 OTHER LIVE ANIMALS		1854		8617
10221 PURE,BRED BREED BOVINE ANIMAL		841297		825670
10229 OTHER LIVE BOVINE ANIMALS		133		6492
10290 OTHER LIVE BOVINE ANIMALS		500		
10511 FOWLS OF SPECIES WT UPTO 185G	36916	461410	46888	369549
10513 DUCKS, WEIGHT UPTO 185 GRAM		240		
10514 GEESE,WEIGHT UPTO 185 GRAMS		29		
10515 GUINEA FOWLS WT UPTO 185 GRAMS				15
10594 OTH FOWLS OF THE SPE (CHICKEN)		209		
10599 OTH LIVE POULTRY		626824		541430
20130 MEAT OF BOV ANIM F/CH BON LESS	82	1042	515	962
20210 CARCASSES OF BOVIN ANIMAL FROZ				37
20220 OTH CUTS WITH BONE IN,BOV FROZ	330	15395	711	14440
20230 MEAT BOV ANIMAL FROZE BONELESS	90979	214748	15554	151289
20422 O,CUTS OF SHEEP,FR/CHI BONE IN			9353	9353
20430 CARCASSES OF LAMB,FROZEN		7952		12
20441 CARCASSES OF SHEEP,FROZEN				7716
20442 OTH CUTS OF SHEEP FROZ BONE IN				131
20443 OTH MEAT OF SHEEP FROZ BONELES				2227
20500 MEAT OF HORSES ASSES MULES HIN	909	909		
20610 EDIBLE OFFAL OF BOV ANIMAL F/C	9203	228817	16943	286780
20622 LIVERS OF BOV ANIMALS FROZEN	13880	104663	2281	24136
20629 O, EDIBLE OFFAL BOV ANI FROZEN		3299		
20711 MEAT OF FOWLS OF SPE GOLL F/CH		885		15
20713 CUTS&OFFAL OF FOWL FR/CHILL		4482	5447	5447
20714 CUTS & OFFAL OF FOWLS FROZEN		2890	1426	4421
20727 CUT & OFFAL OF TURKEY,FROZEN				790
20745 OTH DUCK MEAT FROZEN				3918
21020 OTH MEAT BOV ANIM DRIED/SMOKED				1104
21099 OTH EDI FLOUR/MEAL OF MEAT/OFL	2987	16968		
30111 ORNAMENTAL FISH	2872	40922	1457	24664
30119 OTHER ORNAMENTAL FISH	443	2705	386	2810
30191 TROUT, LIVE				103
30192 EELS. LIVE(ANGUILLA SPP)	176	176		78
30199 OTHER LIVE FISH	257	2902	314	3363
30211 TROUT,SALMONIDA F/CH EX.FILLET		856		
30219 OTH SALMO FISH,EXCL LIVER F/CH		105		
30229 O.FLAT FISH,EX.LIVER&ROES.F/CH		644	108	574
30242 ANCHOVIES EX.LIVER/ROES FR/CHL		630		
30259 O.FISH BREG FAMILIES E.LIV F/C		359	134	1404
30311 SALMONNIDE FROZ EX LIVRE&ROES		61		
30319 O.SALMONIDAE FROZ,EX.LIVER&ROE	35	323		419
30329 O.TILAPIAS.EX.LIVERS&ROES FROZ		54		
30339 OTH FLAT FISH,EXCL LIVERS FROZ	15453	1498734	16190	1254343
30354 MACKERAL,EXCLU LIVERS/ROES FRZ				123
30363 COD FISH EXCL LVR/ROES FROZEN	57	414		159
30390 LIVERS & ROES OF FISH FROZEN				3628
30439 OTH FISH FILLET/MEAT FRESH/CHI		157		488
30441 FRESH/CHILLED FILLETS OTH FISH	199	2591		
30451 OTH FILLETS OF TILAPIAS.FRE/CH	7345	7345		
30459 OTH FILLETS OF OTH FISH.FR/CHI		867		1696

Contd.

10.11 Imports by Economic Categories (Detail)

(In Thousand Rupees)

Items	June, 2016	From July, 2015	June, 2015	From July, 2014
30461 FROZEN FILLET/MEAT OF TILAPIAS		15990		
30462 FROZE FILLET/MEAT.CATFISH FISH		1724		6013
30487 FROZEN FILLETS/MEAT OF TUNAS		661	38	472
30489 FROZEN FILLET/MEAT OF OTH FISH				100
30499 OT FISH FILET/MEAT FRE/CH/FROZ	1105	9070	346	306517
30510 FLOUR, MEALS & PELLETS OF FISH		4		362
30520 LIVERS&ROES,DRIED,SMOKED,SALT	776	776		387
30531 FISH FILLET,DR,SAL/BR NOT SMOK				71
30539 OTH FISH FILLE/D/S/BR.NOT SMOK				115
30563 ANCHOVIES FISH.SALTED NOT DR/S				61
30569 OTH FISH SALT,NOT DRIED/SMOKED				98
30579 OTHER EDIBLE FISH OFFALS				49
30611 ROCK LOBSTER&SEA CRAWFISH FROZ		275		133
30614 CRABS FROZEN FIT FOR HUMAN CON	422	438		542
30616 COLD WATER SHRIMPS&PRAWNS FROZ		2024		414
30617 OTHER SHRIMPS & PRAWNS FROZEN		62		23393
30627 OTHER SHRIMPS&PRAWNS.NOT-FROZ		12		150
30739 OTH MUSSELSCS FROZ,DRIED,SALT				36
30741 CUTTLE FISH & SQUID,LIVE,FRESH		650		
30799 OTH FLOURS MEAL&PEL FOR HUMAN		104		
30829 OTHER SEA URCHINS		25		
30890 OTHER AQUATIC INVERTEBRATES		432	407	417
40110 MILK&CREAM OF A FAT UPTO 1%	645	273144	35821	115408
40120 MILK & CREAM OF A FAT 1% TO 6%	549	6725		3476
40140 MILK & CREAM.FAT-6% TO 10%		69	54	81
40150 MILK & CREAM.FAT-EXCEEDING-10%	87	5155	836	5048
40210 MILK&CREAM IN POWDER FAT 1.5%	1983725	16511250	2164764	17252530
40221 MILK&CREAM IN POWDER>1.5% FAT	201982	361883	5055	307773
40229 OTH,MILK&CREAM IN POWDER>1.5%	12103	199626	47997	328740
40291 OTH MILK/CREAM NOT SOLID/SWEET		18142		105567
40299 OTH MILK/CREAM SOLID,SWEETEND	14489	200447	20519	216692
40310 YOGURT	1115	15488	129	9225
40390 BUTTER MILK,CURDLED MILK/CREAM	134	5197	706	1888
40410 WHEY AND MODIFIED WHEY CON SUG	235913	1837862	189548	2429626
40490 OTH PRODUCT CONSIST NATUR MILK	34498	428780	26671	565916
40510 BUTTER	26965	114566	1221	55880
40520 DAIRY SPREADS		721		15
40590 OTH FATS&OIL DERIVED FR MILK	294383	316831	469	10088
40610 FRESH CHEESE INCL WHEY,CURD	10391	395665	17331	219885
40620 GRATED OR POWDER CHEESE	33538	108090	74	980
40630 PROCESSED CHEESE NOT GRATED	25349	328058	31935	392260
40690 OTHER CHEESE		1463		456
40711 FERTILIZED EGGS FOR INCUBATION	17444	20811		8144
40719 FERTILIZED EGGS OF OTHER BIRDS	117	32362	68502	121494
40721 O.FRESH EGGS OF CHICKEN(FOWLS)	693	693		
40729 OTH FRESH EGGS OF OTHER BIRDS		111		
40790 OTH BIRD EGG IN SHELL FR/COKED		22	2000	17292
40811 EGG YOLKS,DRIED		4294	616	4894
40891 OTH BIRDS,EGG,NOT IN SHELL DRY		64711	10530	66181
40899 OTH BIRDS,EGG OTH THAN DRY				131
40900 NATURAL HONEY	7441	113035	9184	115300
41000 EDIBLE PRODUCT OF ANIMAL ORIGN	199	730		
70110 POTATO SEEDS		338966		1254753
70190 POTATOES,FRESH OR CHILLED		75180		6118719
70200 TOMATOES,FRESH OR CHILLED	271	7916543	787338	9533246
70310 ONIONS AND SHALLOTS	831	2072881	8833	1229426
70320 GARLIC	5495	6621802	144295	4571578

Contd.

10.11 Imports by Economic Categories (Detail)

(In Thousand Rupees)

Items	June, 2016	From July, 2015	June, 2015	From July, 2014
70390 LEEK,OTH ALLIACEOUS VEGETABLES		1809		21486
70410 CAULIFLOWERS & HEADED BROCCOLI	29	660	100	1513
70490 OTH;EDIBLE BRASSICAS,FRESH/CHI		15		8111
70511 CABBAGE LETTUCE(H-LETUC)SALAD		2579	252	4422
70519 OTHER; LETTUCE	3107	9802		2343
70610 CARROTS AND TURNIPS	22	2200		8343
70690 OTH SALAD.BEETROOT,RADISH ETC	247	3501	100	2405
70700 CUCUMBERS&GHERKINS,FRESH/CHL	3860	56309	3211	63653
70810 PEAS FRESH OR CHILLED	38	9372	48	1119500
70820 BEANS (SAME),FRESH OR CHILLED		1100		2444
70890 OTH LEGUMINOUS VEGETABLE FR/CH		100		
70920 ASPARAGUS,FRESH OR CHILLED	65	912	48	693
70930 AUBERGINES FRESH OR CHILLED		125		1510
70940 CELERY OTH THAN CELERIAC,F/CHL				26
70951 MUSHROOMS,FRESH OR CHILLED	231	3501	259	2972
70959 OTH MUSHROOMS&TRUFFL FRESH/CH		251		373
70960 FRUIT OF GENUS CAPSICUM F/CHLL	390	7400	284	112082
70970 SPINACH NEWZEALAND SPINACH FRE		375		276
70992 OTHER OLIVES FRESH OR CHILLED		142		61
70999 OTH VEGETABLES FRESH/CHILLED	131	7423	77	130120
71010 POTATO, FROZEN.	36	800		1887
71021 PEAS(PISUM SATIVUM),FROZEN	253	3633		
71022 BEANS FROZEN		642		
71029 OTH LEGUMINOUS VEGETABLES FROZ				227
71030 SPINACH,NEWEALAND SPINACH FROZ		706		
71040 SWEET CORN, FROZEN	525	14121	456	8161
71080 OTHER VEGETABLES,FROZEN	181	4483		788
71090 MIXTURE OF VEGETABLES,FROZEN	449	6453	45	2721
71120 OLIVES PROVISIONALLY PRESERVED		1		57
71140 CUCUMBERS & GHERKINS PRESERVED				6276
71151 MUSHROOMS OF GENUS AGARICUS		57		
71159 OTH MUSHROOMS & TRUFFLES	27	445		158
71220 ONION; WHOLE DRIED,CUT	18961	111081	3604	62104
71231 MUSHROOM GENUS AGARICUS DRIED	257	2192	87	2267
71239 OTH TRUFFLE DRYCUT WHOLE SLIC	7352	55474	3559	36273
71290 OTH VEGETABLE MIXTURE DRIED	17784	235924	6655	151420
71310 PEAS DRIED SHELLED	4035306	37973803	1599290	14162990
71320 CHICK PEAS DRIED SHELLED	235041	2893024	516482	3558477
71331 BEANS OF SPECIES VIGNA MUNGO	31920	176340		103774
71332 SMALL RED (ADZUKI) BEANS		6617	56	172
71333 KIDNEY BEANS,INCL WHITE BENAS	627948	6489130	376838	5554767
71339 OTHER BEANS	240433	981543	55247	494786
71340 LENTILES	615759	6984191	1447123	11419194
71350 BROAD BEANS & HORSE BEAN	8500	38172		45580
71390 OTH DRIED LEGUMINOUS VEGETABLE	1209593	6520838	361438	6107950
71420 SWEET POTATOES				56
71430 YAMS FRESH,CHILLED,FROZEN/DRIE		788		5247
71490 OTHER ROOTS AND TUBERS	1933	2601		2391
80111 DESICCATED, COCONUTS	62874	1294897	98224	1136112
80112 COCONUT IN THE INNER SHELL	3975	3975	45	83
80119 OTHER COCONUTS	9402	351253	23952	230470
80121 BRAZIL NUT IN SHELL	123	123		
80131 CASHEW NUT IN SHELL		5406		
80132 CASHEW NUT SHELLED	11975	442424	13326	152037
80211 ALMOND IN SHELL	153875	755452	81749	843222
80212 ALMOND,SHELLED (GIRI).	294111	2477685	204950	420839
80221 HAZEL NUTS,IN SHELL	40	1512	31	121

Contd.

10.11 Imports by Economic Categories (Detail)

(In Thousand Rupees)

Items	June, 2016	From July, 2015	June, 2015	From July, 2014
80231 WALNUTS IN SHELL(AKHROTE)	2723	45032	1577	6017
80232 WAL NUTS SHELLED(AKHROTE)	165	4967	2475	3840
80242 CHESTNUTS SHELLED		762		
80251 PISTACHIO IN SHELL	11831	420248	11822	110624
80252 PISTACHIO SHELLED	8798	65420	2879	7111
80270 KOLA NUTS	186	186		
80280 ARECA(BETAL NUTS)	1601241	12128791	832914	9287965
80290 OTHER EDIBLE NUTS		34898	342	6118
80310 PLANTAINS,FRESH OR DRIED		275		7697
80390 OTHER BANANS FRESH OR DRIED		298	1366	77195
80410 DATES	48623	551435	61177	383633
80420 FIGS		20685	220	1392
80430 PINEAPPLES	102	2717	167	5227
80440 AVOCADOS	118	503	24	125
80450 GUAVAS,MANGOES,MANGOSTEN F/DRY	2670	4513	63	1915
80510 ORANGES	1180	34173	7321	31917
80520 MANDARINS,CLEMENTIN ETC FR/DRY		1001	943	6990
80540 GRAPEFRUIT,INCLUDING POMELOS	1369	3924	581	1721
80550 LEMONS AND LIMES	705	2006	1006	1305
80590 OTH CITRUS FRUITS FRESH/DRIED.		484		
80610 GRAPES, FRESH	49635	9117582	52665	4631979
80620 GRAPES, DRIED	11330	254865	6631	36631
80711 WATERMELONS	40298	388867	15311	206980
80719 OTHER MELONS		386233	211	1535
80720 PAPAWS;(PAPAYAS/PAPITA)		33		84
80810 APPLE, FRESH	195110	3383365	79142	1155515
80830 PEARS FRESH	943	51315	852	25501
80910 APRICORTS;FRESH(KHUBANI)	41955	734882	179561	811223
80921 SOUR CHERRIES; FRESH				42
80930 PEACHES,(INCLNECTR)ARROO FRESH		67		
80940 PLUMS AND SLOES	2343	11918	296	740
81010 STRAWBERRIES,FRESH		345		
81050 KIWIFRUIT, FRESH	60	6794	52	1216
81090 OTHER FRESH FRUITS	974	1508808	654	739067
81110 STRAWBERRIES,FROZEN		4580		1766
81120 RASBERRY,BL.BERRY MULBERRY FRZ		6272	132	10084
81190 OTHER FRUITS AND NUTS,FROZEN		9020		1881
81210 CHERRIES PROVISIONLY PRESERV		1569		
81290 OTH FRUIT/NUTS PRESERVED PROVI	385	8511		3900
81310 APRICOTS DRIED	9716	76423	2953	16725
81320 PRUNES DRIED	1359	70363	2723	7957
81330 APPLES DRIED	1131	12102		7509
81340 OTHER DRIED FRUITS	66414	1119446	40306	904154
81350 MIXTURE OF NUTS,DRIED FRUITS	50	5583	492	1472
81400 PEEL OF CITRUS FRUITS/MELONS				551
90111 COFFEE NOT ROAST,NOT DECAFEINE		277		3318
90121 COFFEE,ROAST,NOT DECAFFEINATED	2124	21846	43	9514
90122 COFFEE ROASTED,DECAFFEINATED		18		96
90190 OTH COFFEE HUSKS/SKIN/COFE SUB	4489	55050	660	42526
90210 GREEN TEA PACK < 3 KG	4612	59914	2002	14402
90220 OTHER GREEN TEA(NOT FERMENTED)	68974	934055	44377	922031
90230 BLACK TEA & PARTLY FERMENT TEA	1216	25603	336	5316
90240 OTH BLACK TEA,OTH PARTLY F.TEA	3815085	52471681	2560040	33590712
90300 MATE	56	66		90
90411 PEPPER,NEITHER CRUSH NOR GROND	496781	3796077	364446	1339245
90412 PEPPER CRUSHED OR GROUND				8112
90421 FRUIT OF GENUS CAPSICUM DRIED	7724	156977	41714	1006106

Contd.

10.11 Imports by Economic Categories (Detail)

(In Thousand Rupees)

Items	June, 2016	From July, 2015	June, 2015	From July, 2014
90422 FRUIT OF GENUS CRUCHED/GROUND	3511	157640	10146	106393
90520 VANILLA CRUSHED OR GROUND				1
90611 CINNAMON NOT CRUSHED OR GROUND	1747	24115	2211	26709
90619 OTHER CINNAMON	30484	381729	57591	416686
90620 CINNAMON & TREE FLOWER,CRUSHED		112		
90710 CLOVES NEITHER CRUSHED/GROUND	14401	327050	22146	320885
90720 CLOVES CRUSHED & GROUND		812	833	4114
90811 NUTMEG NEITHER CRUSHED/GROUND	5801	107909	19983	121658
90812 NUTMEG CRUSHED & GROUND		714	82	233
90821 MACE NEITHER CRUSHED/GROUND	4547	155082	13176	144664
90831 CARDAMOMS NITHER CRUSHED/GRO	103738	1308055	71091	910082
90832 CARDAMOMS CRUSHED & GROUND	1467	9126		4388
90921 SEEDS-CORIANDER NITHER CRU/GRO	37719	546248	52194	459335
90922 SEEDS-CORIANDER CRUSHED/GROUND		205		9798
90931 SEEDS OF CUMIN (WHITE ZEERA)	65584	654778	50437	658885
90932 SEEDS CUMIN.CRUSH/GRO(W.ZEERA)		964		1266
90961 CARAWAY,ANISE,FENL,JUNI.N-CR/G	46861	181467	16082	121072
90962 CARAWAY,ANISE,FENEL,JUNI.CR/GR		1688		
91011 GINGER NEITHE CRUSHED/GROUND	443992	7374722	428348	5212380
91012 GINGER. CRUSHED OR GROUND	724	8818	940	5844
91020 SAFFRON, (ZAFRAN)		359	218	1035
91030 TURMERIC (CURCUMA)		7223	9781	79011
91091 MIXTU OF PROD H-09.04 TO 09.10	14640	120510		58056
91099 OTHER SPICES	4199	43944	3262	42249
100119 DURUM WHEAT			1607	18975507
100290 OTHER RYE	488	892	443	914
100310 BARLEY SEED	9354	9376		
100390 OTHER BARLEY	336787	815581	10615	88600
100490 OTHER OATS	39105	870172	95069	296572
100510 SEED, MAIZE	434624	4755591	748572	6779409
100590 OTHER MAIZE (CORN)	4231	247473	9451	46277
100610 RICE IN HUSK (PADDY OR ROUGH)	125626	3426206	114855	2272178
100630 SEMI/WHOLLY MILLED RICE/POLIS	7286	48952	16138	83037
100640 BROKEN RICE		59232	415	11067
100710 SEED GRAIN SORGHUM(JAWAR)		129713		69341
100790 OTHER GRAIN SORGHUM(JAWAR)	9538	4440728	20263	549076
100810 BUCK WHEAT				4357
100821 MILLET (BAJRA)	5670	126063	5917	97323
100829 OTHER MILLET (BAJRA)	24957	460726	116382	410709
100830 CANARY SEED	490	18727	3641	21848
100890 OTHER CEREALS		2830		1978
110100 WHEAT OR MESLIN FLOUR	34	11367	860	559114
110220 MAIZE (CORN) FLOUR	215	3917	265	1272
110290 OTHER CEREAL FLOUR	791	1516	50	2038
110311 GROATS AND MEAL OF WHEAT	89	89		3010
110313 GROATS&MEAL OF MAIZE (CORN)	2033	31989	2155	20989
110319 GROATS AND MEAL OF OTH CEREAL	45	416	23	23
110320 PELLETS OF OTHER CEREALS		8		
110412 ROLLED OR FLAKED, OATS.	74	1000	477	905
110419 ROLLED/FLAKED GRAIN/OTH CEREAL				1455
110422 OTHER WORKED GRAIN OF OATS	4665	35677	2532	26778
110423 OTH WORK GRAIN OF MAIZE (CORN)		7705	1430	1837
110429 OTH WORK GRAIN OF OTH CEREALS		351		5171
110430 GERM OF CEREALS,WHOLE,ROL,FLAK	114	403		
110510 FLOUR,MEAL&POWDER OF POTATOES	12039	338841	39798	406018
110520 FLAKE,GRANULE/PELLETS POTATOES	8229	20569		19109
110610 FLOUR,MEAL,POWDER,DRY LEGU VEG		185	53	322

Contd.

10.11 Imports by Economic Categories (Detail)

(In Thousand Rupees)

Items	June, 2016	From July, 2015	June, 2015	From July, 2014
110620 FLOUR,MEAL POWDER OF SAGO/ROOT		153	24	88
110630 FLOUR,MEAL POWDER PRD CHAPT-8		3080	231	873
110710 MALT NOT ROASTED	734	53443	15726	33757
110720 MALT ROASTED				27974
110811 WHEAT, STARCH				43
121020 HOP CONES,GROUND POWDER PELLET	969	19771		7743
121120 GINSENG ROOTS		2674	347	4677
121229 OTHER SEAWEDS& OTHER ALGAE		8627		100751
121291 SUGAR BEET		68		
121299 OTHER FRUIT STONE&KERNELS/VEG	4183	14275		766
121300 CEREAL STRAW & HUSKS,IN PELLET		281593	72730	781034
121410 LUCERNE (ALFALFA) MEAL&PELLETS				13484
121490 OTH SWEDES,MANGOLDS,FODDER,HEY				182
130120 GUM ARABIC	38078	161251	26607	52807
160210 HOMOGENISED PREP MEAT/EDB MEAT				120
160220 LIVER OF ANIMAL,PREPARED/PRESV				115
160231 OTH PREP/PRESV MEAT OF TURKEY		2452		1425
160232 OTH PREP/PRESV MEAT OF FOWLS	56377	571027	57654	486664
160239 OTH PREP/PRESV,MEAT OTH POLTRY	4560	77810	12282	90804
160250 OTH PREP/PRES MEAT BOVIN ANIML	1414	17744	1578	27241
160290 OTH PREP MEA OFL,BLOOD ANIMAL		533		75
160300 EXTRACT/JUICE OF MEAT,FISH ETC	245	1576		493
160411 SALMON,FISH,WHOLE/PIE NOT MICE		232		36
160412 HERRING,WHOLE/FIECE NOT MINCED		5		102
160413 SARDINE,BRISL/SPRAT W/P N-MINC		211		212
160414 TUNAS,SKIPJACK,BONITO,WHOLE/PC		2530	140	2078
160415 MACKERAL,WHOLE/DIECE NOT MINCE		22		44
160416 ANCHOVIES,WHOLE/PIECE NOT MINC				125
160419 OTH FISH,WHOLE/PIECE NOT MINCE	1436	33333	660	31185
160420 OTH FISH PREPARED PRESERVED		9725	522	10197
160510 CRAB,PREPARED OR PRESERVED.	65	628	119	8729
160529 OTH SHRIMPS&PRAWN PREPARED/PRE		147		
160540 OTH CRUSTACEANS,PREP/PRESERVED		150		
160552 SCALLOPS,INCL QUEEN SCALLOPS	315	315		
160569 OTH AQUATIC INVERTEBRATES.P/PR				554
170112 BEET SUGAR RAW NOT CONT FLAVOR		1342	55	472
170114 OTH CANE SUGAR RAW.N-CON FL/CO		310		
170191 O.CANE/BEET SUGAR CON.FLAV/COL		6533	56	3942
170199 OTH CANE/BEET SUGAR PURE SUC	28517	641359	30592	627543
170211 LACTOSE & LACTOSE SYRUP WT 99%	47203	812264	51663	1085919
170219 OTH,LACTOSE AND LACTOSE SYRUP		236	8365	55402
170220 MAPLE SUGAR AND MAPLE SYRUP		32		
170230 GLUS SYP,DRY STAT FRVCT <20%	120269	846851	115765	908801
170240 GLUCOSE/GLUCOSE SYRUP<20% FRUC		3		2650
170250 CHEMICALLY PURE FRUCTOSE		756	183	1200
170260 OTH FRUCTOS SYP,50% WT OF FRAC		1247		164
170290 OTH SUGAR INCL INVERT SUGAR	100100	719080	47093	770202
170390 OTH MOLASSES,FROM REFINING SUG		6281		1071
170410 CHEWING GUM,WH/NOT SUGA COATED	32057	160060	5671	105522
170490 OTH SUGAR CONFECT NOT CON COCA	86770	932744	71147	744977
180310 COCOA PASTE,NOT DEFATTED(LICOR	10309	204562	9671	378299
180320 COCA WHOLLY OR PARTLY DEFATTED				572
180400 COCOA,BUTTER,FAT AND OIL	65977	617646	44104	1018801
180500 COCOA POWDER,NOT CON ADDED SUG	86224	1314563	61467	1086231
180610 COCOA POWDER,CON ADDED SUGAR	80	12260	74	4719
180620 OTH PREPA WT2KG,PAS,BLOCK SLAB	148431	699197	14010	750402
180631 OTH FOOD PREP COCOA BARS FILD		296837	8221	375334

Contd.

10.11 Imports by Economic Categories (Detail)

(In Thousand Rupees)

Items	June, 2016	From July, 2015	June, 2015	From July, 2014
180632 OTH FOOD PREP COC BAR NOT FILD	73	5380		14440
180690 OTH,FOOD PREP CONT COCOA LIQUID	14784	314915	16842	304924
190110 FOOD PREP FOR INFANT USE	1060534	9177031	623184	7970562
190120 MIXES&DOUGHS FOR PREP BAKER	4518	97375	5011	68846
190190 OTH FOOD PREP OF FLOUR,MEAL	204736	2719628	43146	2639999
190211 UNCOOK PASTA,NUT STUFD CON EGG	135	798	35	627
190219 OTHER,UNCOOKED PASTA.	5152	48722	1251	31090
190220 STUFFED PASTA,WHETH/NOT COOKED	766	2872	17	128
190230 OTHER PASTA	2817	27502	704	26318
190240 COUSCOUS WHETER OR NOT PREPARE		223		109
190300 TAPIOCA&SUBSTI PRE FRM STARCH	10013	70725	5881	64181
190410 PREP FOOD,SWLL/ROAS OF CEREALS	37775	362759	29868	221308
190420 PREP FOOD UNROAST CEREAL FLAKE		10289	58	19037
190430 BULGUR WHEAT		7		
190490 OTH PREP FOOD OBTAIN BY CEREAL	17398	195980	10261	158698
190510 CRISPBREAD AND BUNS		89		104
190520 GINGER BREAD AND THE LIKE.	15	117		13
190531 SWEET BISCUITS	8350	154338	2834	94556
190532 WAFFELS AND WAFERS	5838	165303	19629	137084
190540 RUSK,TOASTED BREAD & PRODUCTS	1259	41806	2775	28183
190590 OTHER BACKERY PRODUCTS	19228	358481	28577	348355
200110 CUCUMBER,GHERKINS PREP/PRESERV	69	2596	61	466
200190 OTH VEG FRUIT,NUT,PRES VIN/ACE	1076	22469	1513	20657
200210 TOMATOES,WHOLE/PIECE,PREP/PRSV	92	1840	139	1432
200290 OTH,TOMATO/PRE/PRS O/TH VINGER	80640	601879	69354	475382
200310 MUSHROOM,PREP/PRSV O/TH VINHER	7320	71709	751	55835
200390 OTH MUSHROOM&TRUFFLE PREPARED	311	2357	1543	19952
200410 POTATO,PREP/PRSV,O/TH VINGERS	90920	836357	68676	544781
200490 OTH VEG MIX/VEG PREP O/TH VING	1698	14643	500	39525
200510 HOMOGENIZED VEGETABLES	58	1112		570
200520 POTATO PREP O/TH VING NOT FROZ	609	27571	1330	24354
200540 PEAS PREP O/TH VINGER NOT FROZ	27	4378	938	5515
200551 BEAN SHELDED PREP O/TH VING N/FZ	20	4489		2693
200559 OTH BEAN PREP O/TH VING NOT FZ	341	8284	174	15667
200560 ASPARAGUS,PREP O/TH VING N-FZ		418		
200570 OLIVES PREP O/TH VING NOT FROZ	11708	138314	11301	127804
200580 SWEET CORN,PREP/PRESV NOT FROZ	3094	50263	3340	46334
200591 OTH VEGETABLES& MIXTURE OF VEG	205	1180		728
200599 OTH VEGE PREPARED OR PRESERVED	1047	24684	1378	21657
200600 VEG,FRUIT,NUTS,PEEL PRE BY SUG	137	7346	415	2279
200710 HOMOGENENISED PREPARATIONS	105	3019	608	1287
200791 OTH,CITRUS FRUIT COOKED PREP	120	650		12
200799 OTH JAM,FRUIT,JELLY,MARMALADE	8145	64150	7291	43324
200811 GROUND NUTS,PREP/PRESERVED	305	27877	233	15066
200819 OTH NUTS/SEED INCL MIXTURES	6598	172681	16925	133359
200820 PINEAPPLES,PREPARED/PRESERVED	26620	395052	56667	470162
200830 CITRUS FRUIT,PREPARE/PRESERVED	16554	89565	992	53404
200840 PEARS,PREPARED OR PRESERVED	32	5337		8335
200850 APRICOTS,PREPARED OR PRESERVED		243		61
200860 CHERRIES,PREPARED OR PRESERVED	3613	19024	1576	19181
200870 PEACHES,PRPARED OR PRESERVED	1648	52139	422	131990
200880 STRAWBERRIES,PREPARE/PRESERVED	856	15942	1163	8647
200891 PALM HEARTS PREPARED/PRESERVED				33
200893 CRANBERRIES	105	127		75
200897 MIXTURES OF FRUITS,NUTS&PLANTS	61602	555939	20925	350921
200899 OTH FRUITS,NUT/EDIBLE PLANTS	6684	75877	3408	39639
200911 ORANGE JUICE,FROZEN	3792	40631		13732

Contd.

10.11 Imports by Economic Categories (Detail)

(In Thousand Rupees)

Items	June, 2016	From July, 2015	June, 2015	From July, 2014
200912 ORANGE JUICE,NOT FROZEN		310		
200919 OTHER ORANG JUICE	21207	156027	33381	578100
200921 GRAPEFRUIT JUICE,BRIX VAL=20				119
200929 OTHER GRAPE FRUIT, JUICE		1587	16	325
200939 OTH JUICE OF ANY CITRUS FRUIT		18208	1278	11753
200941 PINEAPPLE JUICE ,BRIX VAL=20		5194		
200949 OTHER PINEAPPLE JUICE	32858	206294		134814
200950 TOMATO JUICE		99	19	19
200961 GRAPE JUICE INCL GRAPE MUST	1131	1771		448
200969 OTHER GRAPE JUICE	35436	415779	31049	445863
200971 APPLE JUICE ,BRIX VAL=20				1513
200979 OTHER APPLE JUICE	6846	49757	6100	277455
200981 CRANBERRY JUICE		8		
200989 OTHER JUICE OF FRUIT/VEGETABLE	129387	449604	138857	394050
200990 MIXTURES OF JUICES	4155	56677	8618	55299
210111 EXTRACT,ESSENCE/CONC COFEE/PRE	4568	287088	2252	330011
210112 PREP WITH A BASIS OF EXTRA/COF		8212		7036
210120 EXTRACT,ESSENCE ETC OF TEA MATE	1406	33112	272	19052
210130 ROASTED CHICORY/OTH COFEE/SUB		18		415
210210 ACTIVE YEASTS	44240	596022	54455	558577
210220 INACTIVE YEASTS,OTH SINGL CELL		12367	36	3377
210230 PREPARED BAKING POWDERS	306	23132		26206
210310 SOYA SAUCE	23512	182389	9396	207081
210320 TOMATO KETCHUP/OTH TOMATOSAUCE	12205	132716	6222	74225
210330 MUSTARD FLOUR/MEAL/PREP MUSTAR	1667	13916	839	11361
210390 OTH SAUCES PREP/MIX SEASONING	30667	323071	16048	207547
210410 SOUPS/BROTHS & PREP THEREOF	102	3714		1473
210420 HOMOGENISE COMPOSITE FOOD PREP	97	417	27	228
210500 ICE CREAM,OTH EDIBLE ICE	2349	31466	6384	30572
210610 PROTEIN CONCENTRATE/TEXT PROTIN	1447	30291	1752	23274
210690 OTH FLAVOURING POWDER/CONCT	504791	5711173	404866	7463044
220110 MINERAL WATERS/AERATED WATERS	1090	23280	961	12361
220190 OTH,NATURAL/ARTIFICIAL WATERS	1154	11542	528	6118
220210 WATER,MINERAL/AERATED WATER	43151	531221	40670	569525
220290 OTH WATER/OTH NON ALCOLIC BEVG	42012	210554	14191	141851
220300 BEER MADE FROM MALT	1615	9840	394	8911
220410 SPARKLING WINE	709	13274	225	13902
220421 OTH WINE OF FRESH GRAPES<2LT		565		599
220429 OTH WINE OF FRESH GRAPES>2LT	308	1780	419	1985
220510 VERMOUTH/OTH WINE F/GRAPE<2LTR	117	165		
220820 SPIRIT OBT BY DISTIL GRAPEWINE				4343
220830 WHISKIES	87	9270		13281
220840 RUM&OTH SPIRITS DISTILL SUGAR		191		49
220850 GIN AND GENEVA		179		681
220860 VODKA		624	86	2035
220870 LIQUEURS AND CORDIALS	84	474		563
220890 OTH SPIRIT/SPIRITOUS BEVERAGES	29	2567	545	1708
220900 VINEGAR&SUBSTITUTE,ACTIC ACID	2163	17958	1612	14989
230110 FLOURS,MEALS,PELLETS,OF MEAT	24231	119708		7
230120 FLOURS,MEALS,PELLETS,OF FISH		81939	11989	115980
230210 BRAN SHARP & RESIDUES OF MAIZE		1218		
230230 BRAN SHARP & RESIDUES OF WHEAT	1460	2946		12
230240 BRAN SHARP RESIDUE OF OTH CERL				854
230250 BRAN SHARP RESIDUE LEGUM PLANT	21995	136293		18
230310 RESID.STARCH MANUF&SIM RESIDUE	15180	21994		3036
230330 BREWING/DISTILLING DREGS/WASTE	232978	1350332		184538
230400 OIL-CAKE/OTH S/RESID SOYABEAN	2523000	31822210	3678490	44827422

Contd.

10.11 Imports by Economic Categories (Detail)

(In Thousand Rupees)

Items	June, 2016	From July, 2015	June, 2015	From July, 2014
230610 OIL-CAKE/OTH RES.COTTON SEED		279		
230620 OIL CAKE/OTH RESIDUE,LINSEEDS				1258
230630 OIL CAKE/OTH SUNFLOWER SEEDS	1116223	2509543		6376
230641 OIL CAKE/OTH RESID COLZA SEEDS				184450
230649 OIL CAKE/OTH RESID RAPE SEEDS				65446
230650 OIL CAKE/OTH RESIDUES,COCONUT		16	83331	84052
230660 OIL CAKE/OTH RESIDUE,PALM NUTS	253923	2231179	225682	1909338
230690 OIL CAKE/OTH SOLID RESIDUE,VEG	176692	178390	282	4353
230800 VEG MATL & VEG WASTE,VEG RESID		169876		5806
230910 DOG/CAT FOOD,PUTUP RETAILSAL	17828	148986	19173	130011
230990 OTH,PREP USED IN ANIMAL FOOD	472394	4993783	558092	5873298
240110 TOBACCO,NOT STEMMED/STRIPPED		68	16	1002
240210 CIGAR,CHEROOTS CONTAIN TOBACCO	283	2741		1143
240220 CIGARETTES CONTAINING TOBACCO		133148	632	191306
240290 CIGAR,CHEROOTS/TOBACCO SUBST	48	1080		1923
240311 WATER PIPE TOBACCO				18
240319 OTHER SMOKING TOBACCO		117		22
240391 HOMOGENISE/RECONSTITUTE TOBACO	3498	7446		6679
240399 OTH MANUFACTURED TOBACCO/EXTR	13625	134882	2122	10498
271012 LIGHT OILS AND PREPARATIONS	20626200	220065153	21733742	223263982
271019 KEROSENE,INCL KER.TY. JET FUEL	693843	5883888	519240	6853225
293500 SULPHONAMIDES	152141	1985720	157702	1996832
293621 VITAMIN A ITS DERIVATIVE UNMIX	32619	307260	25572	364889
293622 VITAMIN B1/ITS DERIV UNMIXED	54659	299244	31636	233167
293623 VITAMIN B2/ITS DERIV UNMIXED	32105	254147	16924	206195
293624 D-,DL-PANTOTHENIC ACID(VITB3B5	29550	283187	31291	404934
293625 VITAMIN B6/ITS DERIV UNMIXED	20559	345804	24040	316672
293626 VITAMIN B12/ITS DERIV UNMIXED	29411	567077	40667	388790
293627 VITAMIN C/ITS DERIVATIVE UNMIX	50680	526603	46672	478976
293628 VITAMIN D/ITS DERIVATIVE UNMIX	83880	646508	74087	748646
293629 OTH VITAMIN/ITS DERIV UNMIXED	137994	1208350	98450	737176
293690 OTH INTER-MIXTURE PROVITAMINS	1939	348438	11063	159643
293712 INSULINE AND ITS SALTS	47232	248292	17024	216462
293719 OTHER POLYPETIDE HARMONES	6964	103538	7155	97677
293721 CORTISONE/HYDRO/PREDNISONE ETC	33850	532059	78009	510115
293722 HALOGENATE DERIV ADERNAL HORMN	72258	966757	56555	834854
293723 OESTROGENS AND PROGESTOGENS	91136	1052064	112250	1222533
293729 OTH,STEROIDAL HARMONES,DERIVAT	11866	249093	48452	367714
293750 PROSTAGLANDINS,THROMBOXANES&DR	9716	161556	17871	121892
293790 OTH HORMONES/ITS DERIVATIVES	36060	244947	12133	358564
293810 RUTOSIDE(RUTIN)/ITS DERIVATIVE		1800		2946
293890 OTHER, GLYCOSIDES	151950	1255388	13110	155261
293911 CONCENTRATES OF POPPY STRAW	1427	143448	6142	190993
293919 OTH ALKALOIDS OF OPIUM/DERVATI	12874	177784	23526	167309
293920 ALKALOID CINCHONA/DRV SALT		17131	80	13129
293930 CAFFEINE AND ITS SALTS	62162	516357	48206	447546
293949 OTHER,EPHEDRINE AND ITS SALTS	33844	224781	22043	242450
293951 FENETYLLINE(INN) AND ITS SALTS		13072		
293959 OTH THEOPHYLLINE/AMINOPHLLINE	17673	226479	11493	213196
293962 ERGOTAMINE (INN) AND ITS SALTS				1231
293969 OTH ALKALOID OF RYE ERGOT/SALT	4369	23216	6737	159434
293991 COCAINE ECGONINE,SALTS,ESTERS	1706	1706	2436	2436
294000 SUGARD O/T SUCROSE/LACTOSE ETC	54139	558166	28367	598270
294110 PENCILLINE/DERV/ACID/SALT ETC	42290	282019	10492	343722
294120 STREPTROMYCIN/DERIV/SALT THROF	4430	124462	2398	107077
294130 TETRACYCLINE/DERIV/SALT THROF	72046	784027	22120	626547
294140 CHLORAMPHENICAL/DERIV/SALT	32663	233608	13668	148937

Contd.

10.11 Imports by Economic Categories (Detail)

(In Thousand Rupees)

Items	June, 2016	From July, 2015	June, 2015	From July, 2014
294150 ERYTHROMYCIN/DERIV/SALT THROF	192496	2016367	101496	1713477
294200 OTHER ORGANIC COMPOUNDS.	23701	351786	17249	212109
300190 OTH GLAND ORGAN,EXTRACT,HAPRIN		855		778
300210 ANTISERA/OTH BLOOD FRAC MODIFY	7323	78703	5083	108263
300220 VACCINES FOR HUMAN MEDICINE	1745412	27291920	1479596	25588857
300230 VACCINE VETERINARY MEDICINE	350766	4245168	437190	3372162
300290 OTH HUMAN/ANIMAL BLOOD,THERAPC	61629	523389	69255	682640
300310 MEDICAMENT PENCILLIN DERV/ACID		3423		34556
300320 MEDICAMENT OTH ANTIBIOTICS	19731	184876	11936	184005
300331 MEDICAMENTS CONTAINING INSULIN		1937		
300339 OTH,MEDICEMENT HARMONE ANTIBTC		238419	74585	911896
300390 OTH MEDICEMENT NES-NOT-R-SALE	4993	855257	26593	1263526
300410 MEDICAMENT,PENCILLIN DERV/ACID	1483	41328	298	126582
300420 MEDICAMENT OTH ANTIBIOTICS	222080	2575301	255908	2797843
300431 MEDICAMENT INSULIN NOT ANTIBTC	317298	2971257	211857	2832344
300432 MEDICIMENT ADERN CORTC HARMONE	50783	417081	11215	116724
300439 OTH MEDICIMETHARMONE NOT ANT	157456	1351856	139899	1552463
300440 MEDICAMENT ALKALOID DERV ANTI		14821	19976	289214
300450 OTH MEDICAMENT VITAMIN/OTH PRO	4742	167105	34034	409554
300490 OTH MEDICAMENT THERAPEUTIC USE	3191343	29819100	2183152	32010393
300510 SURGICAL TAP IN JAMBO ROLLS	31939	469845	48965	468243
300590 OTH WADDING,GAUZE,BANDAGE ARTI	9235	198416	3656	122386
300610 STERILE SURGICAL CATGUT, ETC	85336	1562119	132957	1079108
300620 BLOOD-GROUPING REAGENTS	62	1276		4320
300630 OPACIFY X-RAY EXAM DIAGNOSTIC	627	8520	1618	13564
300640 DENTAL CEMENT/DENTAL FILLING	10653	108815	10416	171264
300650 FIRST AID BOXES AND KITS.	103	13705	602	140190
300660 CHEMICAL CONTRACEPTIVE HORMONE	731	549483	119448	1187203
300670 GEL PREP HUMAN/VETERINARY USE	1746	48987	883	1332121
300691 APPL IDENTIFIABLE, OSTOMY USE	9619	48807	92	38980
321519 PRINTING INK EXCL. BLACK	295879	2078797	129991	1362272
321590 OTH WRITING/DRAWING/OTH INK	58740	370810	40675	316430
330112 ESSENTIAL OIL OF ORANGE	29484	128390	4239	116768
330113 ESSENTIAL OIL OF LEMON	2780	104621	2267	22802
330119 OTH ESSENTIAL OIL/CITRUS FRUIT	23638	366463	102	201137
330124 ESSENTIAL OIL OF PEPRAMINT	3283	20042	1134	11502
330125 ESSENTIAL OIL OF OTHER MINTS	1934	26823	2484	24522
330129 OTH ESSENTIAL OIL O/T CIT FRUT	7963	92973	12241	81623
330130 RESINOIDS	112	5514		2862
330190 OTH,CONCENTRATE ESSENT OIL NS	7265	100012	3590	98278
330210 MIXTURE ODORIFEROUS SUBS&MIXT	432572	3997313	390086	3184517
330290 OTH,MIXTURE,ODORIFEROUS SUBST	461377	4693776	346816	4028643
330300 PERFUMES AND TOILET WATERS	160411	841730	120466	677094
330410 LIP MAKE-UP PREPARATIONS	18073	201729	16380	194138
330420 EYE MAKE-UP PREPARATIONS	20484	208300	30362	196978
330430 MANICURE/PEDICURE PREPARATIONS	10492	102228	17396	102491
330491 POWDER WHETHER/NOT COMPRESSED	44801	390082	51537	408482
330499 OTH,BEAUTY/MAKE-UP PREPARATION	104515	1529965	99324	1324067
330510 SHAMPOOS	149289	3509365	311739	3366532
330520 PREP PERMANENT WAVING/STRAIGHT	12653	103319	9297	77757
330530 HAIR LACQUERS	700	4926	213	1223
330590 OTH PREP USE ON HAIR	71999	895560	83106	784111
330610 DENTIFRICES	42361	342896	23352	285399
330620 YARN,CLEAN TEETH(DENTAL FLOSS)	231	957	15	839
330690 OTH,PREP ORAL/DENTAL HYGIENE	2338	29350	388	11448
330710 PRE/AFTER SHAVE PREPARATION	10983	272736	28137	226691
330720 PERSONEL DEDORANT&ANTIP RSPRNT	75635	582157	53866	552692

Contd.

10.11 Imports by Economic Categories (Detail)

(In Thousand Rupees)

Items	June, 2016	From July, 2015	June, 2015	From July, 2014
330730 PERFUMED BATH SALT/OTH PREP	117	10687	892	8280
330741 AGARBATTI/OTH ODORIFEROUS PREP	29	1482	30	1603
330749 OTH PREP PERFUMING ROOM/RELIGS	29700	253405	30569	246670
330790 OTH,DEPILATORY/PERFUM ETCPREP	10096	55874	4858	52350
340111 SOAP&ORGANIC SURFAC-ACTIV PROD	170393	2176857	140812	1987849
340119 OTH,SOAP ORG-SURFAC-ACT PROD	42914	266322	13704	243114
340120 SOAP IN OTHER FORMS	96148	782871	59255	739433
340130 ORGANIC SURFACE ACTIVE PRODUCT	24933	371140	49008	374229
340211 ORGANIC SURFACE-ACTIVE AGENT	453117	4836293	588448	4080858
340212 ORGANIC SURFACE ACTIVE CATIONC	12911	173256	11127	140662
340213 ORG SURFACE ACTIVE NON-IONIC	341962	3875144	232917	3199650
340219 OTH ORG SURFACE ACTIVE AGENT	32199	238328	10811	302961
340220 ORG SURF PREP PUTUP FOR R-SALE	38503	232031	16445	353306
340490 OTH, ART/PREP WAXES	100164	1232043	94772	1178772
340510 PO/CREAM FOR FOOTWEAR/LEATHER	8566	151588	15085	190536
340520 POL/CREAM/PREP, WOOD FURNITURE	1254	16635	1625	44695
340530 POL/CREAM/PREP,COACHWORK/METAL	473	11971	1224	13240
340540 SCOURING/PASTE/POWDER/OTH PREP	52	2021	159	1974
340590 OTH POL/CREAM/PREP,F-WEAR/LETH	20109	168588	13767	145186
350190 OTH CASEINATE DERIV CASEN GLUE	746	20869	850	34265
350211 EGG ALBUMIN DRIED		33240		35267
360300 SAFETY FUSES DETONATING FUSES	1183	149667		161536
360410 FIREWORKS		2525		
360500 MATCHES O/T PYROTECHNIC		63254		14132
360610 LIQUID/LIQUEFIE GAS FUEL	202	14896	2369	6564
391740 FITING FOR TUBE ETC OF PLASTIC	38808	515344	45646	400273
391810 FLOOR COVERING OF POLYMERS V-C	55524	403797	53991	316598
392190 OTH PLATE,SHEET ETC OF PLASTIC	147830	1778246	125212	1582239
392210 BATH,SHOWER WASH BASIN OF PLAS	12290	66819	7347	50216
392220 LAVATORY SEAT/COVER OF PLASTIC	3337	26608	1483	15935
392290 OTH FLASH/SIM SANITARY PLASTIC	8361	70097	4439	59788
392310 BOXES,CASES,CRATES PLASTIC	48899	656132	34377	746220
392321 SACK&BAG OF POLYMER OF ETHYL	142506	1379552	83105	918860
392329 SACKS & BAG OF OTHER PLASTICS	47111	331730	33003	433827
392330 CARBOYS,BOTTLES,FLASKS ETC	66308	624974	58264	575823
392340 SPOOLS,COPES,BOBINS ETC PLASTC	22798	233549	30963	249198
392350 STOPPERS,LIDS,CAPS ETC OF PLAS	137124	1431764	89960	1322203
392390 OTH ARTICLES FOR CONVEYANCE NS	46849	256160	25185	270911
392410 TABLEWARE KITCHENWARE OF PLAST	60393	450722	31781	230122
392490 OTH,HOUSEHOLD/TOILET ARTICLES	30610	297030	25004	245358
392510 RESERVOIRS,TANKS,VATS>300 LTRS	20	19924	404	4166
392520 DOOR,WINDOWS FRAME&H-HOLD PLAS	4708	28365	2595	40149
392530 SHUTTERS,BLINDS&PARTS OF PLAST	364	7472	1422	12806
392590 OTH,BUILDER-WARE OF PLASTIC,NS	227393	1738315	119959	887560
392610 OFFICE/SCHOOL SUPPLY PLASTIC	13146	160627	9524	100484
392620 ARTICLE OF APPAR CLOTHING PLAS	4577	72405	5706	120742
392630 FITTING FOR FURNITUR/COACH PLA	699	5673	558	10444
392640 ORANMENTAL ARTICLES OF PLASTIC	94624	621526	51845	407393
400942 TUBE,PIPERUB WITH OTH.METL.FIT	9305	56751	2556	56794
401011 CONVEYOR BELTS WITH METALS	716	26282		9665
401012 CONVEYOR BELTS WITH TEX-METACS	49762	496500	32192	496398
401019 OTH CONVEYON BELT OR BELTING	28109	313825	34986	410331
401031 TRANSMISSION BELTS 60-180 CM	24538	329121	21552	280749
401032 TRANSMISION OTH BELT 60-180 CM	23139	302529	15248	301520
401033 TRANSMISION BELT 180-240 CM	1236	17251	842	15222
401034 TRANSMISION BELT OTH 180-240CM	143	7233	1275	9246
401035 TRANSMISION SYN.BELT 60-150CM	1600	17459	263	17272

Contd.

10.11 Imports by Economic Categories (Detail)

(In Thousand Rupees)

Items	June, 2016	From July, 2015	June, 2015	From July, 2014
401036 TRANSMISION SYN.BELT 150-198CM	16	1743	2308	7600
401390 OTHER INNER TUBES,OF RUBBER	14895	95456	7323	102946
401410 SHEATH CONTRACEPTIVES	15564	1173148	36563	1763508
401490 OTH HYG/PHARMACEUTICAL ARTL	551	37908	604	32736
401511 GLOVES,RUBBER,SURGICAL	41268	600298	47340	417207
401519 OTHER GLOVES,RUBBER	54578	412708	24510	200998
401590 OTH ARTI APPRL/CLOTH ALL PURPS	11153	42701	2372	55678
401610 ARTICLES OF UNHARD CEL VUL RUB	16459	206780	11919	160386
401691 FLOOR COVERING & MATS, RUBBER	6595	57204	11180	46663
401692 ERASERS, RUBBER	38489	319995	16157	317056
401693 GASKETS,WASHERS,SEALS,OF RUBB	126507	1589687	109764	1396833
401694 BOAT/DOCK FENDERS,OF RUBBERS	624	82328		142009
401695 OTH INFLATABLE ARTICLE OF RUBB	205	19554	21377	49449
401699 OTH ARTICAL UNHARD VUL RUBBER	168332	1985325	175962	1849905
420100 SADDLERY&HARNESS FOR ANIMALS	149	610	121	670
420211 TRUNKS,SUITCASE,VANITY-CASES	1059	21392	1344	26505
420212 TRUNK,SUITCA,SATC ETC PLAS/TEX	70649	896949	55139	801667
420219 OTH TRUNK,SUITCASE,VANITY-CASE	6407	47030	2388	22826
420221 HANDBAG,COMP/PATENT LEATHER	116803	763716	85209	607868
420222 HANDBAGS,PLASTIC/TAXT MATERIAL	6196	101068	14631	149864
420229 OTH HANDBAGS,WITHOUT HANDLES	55257	655394	60401	376245
420231 ARTI.CARIED.IN POCKET. LEA/COM	6094	55951	3609	34319
420232 ARTIC CARRIED IN POCK TAXT MATE	618	15180	2181	12118
420239 OTH,ARTI CRRIED IN HAND/POCKET	12198	127099	10609	69118
420291 OTH CONTAINER O/S OF LEA/COMPS	75	8493	28	4632
420292 OTH CONTAINER O/S PLAS/TEXTILE	1557	24933	2457	15149
420299 OTH CASES VULCANISED FIB/PBOA	4491	33602	3411	39202
420310 ARTICLES OF APPAREL		12989		30428
420321 GLOVES,MITTENS & MITTS SPORTS		2478		1922
420329 OTH LEATHER GLOVES	165	33573	5231	22042
420330 BELTS AND BANDOLIERS	37390	252460	47011	268967
420500 OTH ART LEA/COMP LEA TECHNICAL	1017	8953	1021	14863
430230 WHOLE SKINS&CUTTINGS ASSEMBLED		221		
430310 ARTI APPAR CLOTH ACCE FURSKIN			42	442
430390 OTHER, ARTICLES OF FURSKINS		5873	31	2629
430400 ARTICLE OF FUR&ARTICLE THEREOF	1334	12602	165	14389
440131 WOOD PELLETS		5896		11230
440139 SAW DUST & WOOD WASTE & SCRAP	2461	12853		14184
440210 WOOD CHARCOAL OF BAMBOO NOT AG	1367	8157	732	5058
441300 DENSIFIED WOOD,BLOCK,PLATE,ETC	1132	35992	3350	33273
441600 CASK,BARREL,VAT,TUB&OTH PRODC		112		1
441890 OTH BUILDERS JOINERY/CARP WOOD	89934	599459	38153	395422
441900 TABLEWARE&KITCHENWARE OF WOOD	5291	54416	8252	45602
442010 STATUETTES/OTH ORNAMENT WOOD	108	1895	264	1438
442090 OTH WOOD MARQUETRY&INLAID WOOD	13102	104796	20044	93806
442110 CLOTHES HANGERS OF WOOD	2404	17530	3273	16047
450490 OTH, ARTICLES AGLOMERATED CORK		50	125	1258
460121 MATS,MATTING&SCREEN OF BAMBOO	453	6436	597	5308
460129 OTH MATS,MATTING&SCREN VEG MAT				2
460192 OTH MATTING&SCREEN OF BAMBOO		80	54	176
460199 OTH PLATING MATERIAL N.E.S	109	2061	255	4785
460211 BASKETWORK&OTH ARTICL OF BAMBO	843	6856	66	3595
460212 BASKETWORK&OTH ARTIC OF RATTAN		279		32
460219 BASKETWORK&OTH ART OF VEG MATE	234	4607	954	4137
481200 FILTER BLOCK,SLAB OF PAPERPULP	253	2399	351	2342
481310 CIGRETTE PAPER IN BOOKLET/TUBE	32	222	47	300
481490 OTHER WALLPAPER & COVERINGS.	498	2479	253	2666

Contd.

10.11 Imports by Economic Categories (Detail)

(In Thousand Rupees)

Items	June, 2016	From July, 2015	June, 2015	From July, 2014
481620 SELF-COPY PAPER		13		17
481690 OTHER COYING PAPER, C/T SIZE.	626	9264	492	7222
481710 ENVELOPES	971	14226	877	11832
481720 LETTER CARDS, PLAIN POSTCARDS	290	2974	25	1594
481730 BOXES,POUCHES,PAPER STATIONERY	2090	20020	749	8792
481810 TOILET PAPER	2862	77383	5564	73012
481820 HANDKERCHIEFS, TISSUES&TOWELS	10631	108869	9202	94135
481830 TABLE CLOTHS & SERVIETTES	4001	32325	2055	20338
481850 ARTICLES OF APPAREL&CLOTHING	183	4053	88	2323
481890 OTH ARTI LINEN,P&P GARMET/ASSE	1011	61596	17057	56025
481910 CARTON,BOXE&CASES CORRU PAPE	59674	520427	52689	607462
481920 FOLD/CARTO/BOXE&CASE, NON-CURRU	15098	135731	9417	134122
481930 SACKS&BAGS WITH BASE 40CM/MORE	7624	74812	181	40354
481940 OTH SACKS&BAGS, INCLUDING CONES	2656	103695	5549	87569
481950 OTH PACKING CONTAINERS/RE-SLEE	258	16608	295	19634
481960 BOX FILES, LETTER TRAYS, BOX, OFF	4235	57758	4155	45319
482010 REGISTERS, LETTER PADS, DIARIES	6229	141158	7278	88023
482020 EXERCISE BOOKS	494	4990	67	6098
482030 BINDERS, FOLDERS&FILE COVERS	3212	45262	1928	33685
482040 MANIFOLD BUSINESS FORMS/CARBON	22	1453	10	2306
482050 ALBUMS FOR SAMPLES/COLLECTIONS	720	6592	1249	6262
482090 OTH BOOK COVER, BLOTTING PAD, NES	27341	431454	32495	85683
482110 P&P. BOARD LABLES PRINTED ALL=K	14063	263388	13006	359656
482190 OTH, P&P/BOARD LABLES NOT PRINT	34280	511812	50322	967298
482210 BOBBINS, SPOOLS, CAPS, PULP.		18716		17568
482290 OTHER, BOBINS, SPOOL, CAPS ETC. PA	16830	102217	4466	71941
482320 FILTER PAPER AND PAPERBOARD	11626	144751	20864	183865
482340 ROLLS, SHEETS AND DIALS, PRINTED	682	11874		11198
482361 TRAY, DISHES, PLATES, CUP, P&BORD		12		18
482369 OTH TRAY, DISH, PLATE, CUP, P&BORD	14155	157312	12925	121016
482370 MOULDED/PRESSED ARTICL P-PULP	1076	17944	625	22805
482390 OTH, ARTICLES OF PAPER PULP, CEL	39187	313056	40927	306891
490110 PRINTED BOOKS IN SINGLE SHEETS	5066	35329	2172	40879
490191 DICTIONARIES AND ENCYCLOPAEDIA	257	9722	117	22902
490199 OTHER, PRINTED BOOKS/BROCHURES	156903	3226383	234419	3136844
490210 NEWSPAPERS, JOURNAL 4-TIME/WEEK	1	10		2499
490290 OTHER NEWSPAPER, JOURNALS PERIO	5764	60645	7557	66703
490300 CHILDREN DRAWING/COLOUR BOOKS	1910	32491	801	153250
490400 MUSIC, PRINTED IN MANUSCRIPT.	1	28	1	1
490510 GLOBES	80	608	306	3110
490591 OTH PRNTD MATER BOOK FORM/ATLS		244		169
490599 OTH MAPS AND HYDROGRAPHIC/W-PA	843	2523		1377
490600 PLANS/DRAWINGS FOR ARCHITECTS	75345	143672	29730	344999
490700 BANKNOTE, CHEQUE, STAMP, BOND ETC	3537	201224	1581	8232700
490810 TRANSFERS, VITRIFIABLE.	70	3790	558	7924
490890 OTH, TRANSFERS (DECALCOMANIAS)	11390	81862	6218	65530
490900 PRINTED/ILLUSTRATED POSTCARDS	293	49110	3922	50960
491000 CALENDAR OF ANY KIND PRINTED.	26	20679	69	20275
491110 TRADE ADVERTISING MATERIAL.	14713	236061	11993	252712
491191 PICTURES, DESIGNS&PHOTOGRAPHS	692	8523	686	12921
500710 FABRICS OF NOIL SILK		2317		2375
500720 OTH FAB CON>80% WT OF SILK	80873	2141799	57094	1437340
511111 WOVEN FABRICS CARDED WOOL, 85%	25683	98959		127315
511119 OTH WOVEN FABRICS CARDED WOOL	11595	91484		15290
511120 OTH MIXED MAN-MADE FILAMENTS				79
511130 OTH MIXED MAINLY/SOLELY M-MADE	258	1590		371
511190 OTH WOVEN FAB CARDED WOL/HAIR	28895	155911	9630	74669

Contd.

10.11 Imports by Economic Categories (Detail)

(In Thousand Rupees)

Items	June, 2016	From July, 2015	June, 2015	From July, 2014
511211 WOVEN FAB.COMBED WOOL 85%/HAIR	48	36990	2052	92395
511219 OTH WOVEN FAB COMBED WOOL 85%>	2259	61233	9864	75914
511220 OTH WOVEN FAB.COM.WOLL MIX.MMF		40		329
511230 OTH WOV.FAB.COM.WOOL MIX.M/MSF		20622	2594	77128
511290 OTH WOV.FAB.CARDE WOOL/FA-HAIR	32	15411	5352	16844
520790 OTHER,COTTON YARN PUT UP SALE	51	4450	178	6764
520811 WOV FAB COT WT<100G/SQM UNBLEA	5	1204	1396	1610
520812 WOV FAB COT WT>100G/SQM UNBLEA	80728	117718		18286
520813 WOV FAB COT3-4THREAD TWIL UNBL	5	69		
520819 OTHER WOVEN COTTON FAB UN-BLH	10705	158576	83294	171286
520821 WOV FAB COT WT<100G/SQM BLEACH	513	18237		3601
520822 WOV FAB COT WT>100G/SQM BLEACH		620		
520823 WOV FAB COT 3/4 THRD TWIL BLEC		31		345
520829 OTH WOVEN FAB OF COTTON BLEACH	6660	32157		4699
520831 WOV FAB COT WT 100G/SQM DYED	859	15901		17054
520832 WOV FAB COT WT>100G/SQM DYED	3744	31883	104	61046
520833 COTTON WOV FAB 3/4 THREAD DYED		180		474
520839 OTH COTON WOV FAB<2000/SQM DYE	4871	66732	1595	25292
520841 WOV FAB COT WT 100G/SQM COLOUR	2623	12373	4838	10578
520842 COTON WOV FAB WT>100G/SQM COLO		207076	28044	204529
520843 COTTON WOV FAB 3/4 THREAD TWIL		360		3316
520849 OTH WOV FAB WT 200G/SQM	697	49792	4144	30119
520851 COTON WOV FAB 100G/SQM PRINTED	102318	1147155	123954	1234505
520852 COTON WOV FAB>100G/SQM PRINTED	4477	168106	16141	64079
520859 OTH COT WOV FAB 200G/SQM PRINT	16759	60557	2153	29094
520911 WOV FAB COT WT>200G/SQM UNBLAC		1466	44	131
520912 COTTON WOV FAB 3-4THREAD UN-BL	105	240		
520919 OTH COT WOV FAB>200G/SQM UNBLE		2783		1549
520921 COTTON WOV FAB BLEACH>200G/SQM	4689	88651		173463
520929 OTH COT WOV FAB BLE W>200G/SQM	314	12120	76	1559
520931 COTTON WOV FAB DYED>200G/SQM		907		3451
520932 COTTON WOV FAB DYED 3-4 THREAD		2623		5644
520939 OTH COT WOV FAB DYED>200G/SQM		24699	417	102213
520941 COT WOV FAB>200G/SQM 85% COT				3646
520942 COTTON WOV FAB DENIM>200G/SQM	24034	350554	2663	378668
520943 WOV FAB 3-4-THREAD TWILL>200G		55		170
520949 OTH WOV FAB CONT 85% COT/YARN	1118	14902	851	14395
520951 COTTON WOV FAB PRINTED>200GSQM		402		1817
520952 WOV FAB 3-4-THREAD TWILL PRINT	433	840		63
520959 OTH WOV FAB PRINTED>200G/SQM	916	25460	171	39722
521011 COT W-FAB MIX MMF W200G/SQMUNB		20342		79
521019 OTH W-FAB COT MIX MF200GSQM UB		13957	3607	4588
521021 W-FAB COT MIX-MMF WT 200G/SQM		14633		
521029 OTH W-FAB COT 85%,MMF 200G-BL		7526		43
521031 COT WOV FAB MX-MMF200G/SQM DYE	3411	13321		10617
521032 W-FAB3/4THR MX-MMW 200G/MW DYE				13103
521039 OTH W-FAD COTMX MF W200G/SQMDY		15184	4086	12249
521041 W-FAB COT MX-MMF 200G/SQM	1726	29667	4463	6032
521049 OTH W-FAB COT MX-MMF W200G/SQM	3004	32603	294	3565
521051 W-FAB COT MIX,MF W200G/SQM PRI		4992		3036
521059 OTH W-FAB COT,MMF W 200G PRINT		60188	30367	184663
521111 COT W-FAB,MX MF W>200G/SQM UNB		187		
521112 COT FAB 3-4THREAD MIX>200G UNB		31		
521119 OTH W-FABCOT,MF W>200G/SQM UNB	10105	109922	10432	126997
521120 W-FAB COT WT<85% MIX MMF-BLEA		4387		3536
521131 WW-FAB COT,MMF W>200G/SQM DYED	3855	22016		
521132 WOV FAB 3-4THREAD MIX>200GDYED	600	2361		10508

Contd.

10.11 Imports by Economic Categories (Detail)

(In Thousand Rupees)

Items	June, 2016	From July, 2015	June, 2015	From July, 2014
521139 OTH W-FAB COT,MMF W>200G DYED	15439	67551	2727	13410
521141 COT W-FAB CLO YRN,MF W>200GSQM		438		
521142 W-FAB COT DENM,MX MFW>200G/SQM	3097	55219		176048
521143 WOV FAB 3-4THR MX-MFW>200G/SQM		54		1029
521149 OTH W-FB COT CLO YRN MMF>200G		12264		3424
521151 COT WOV FAB,MF,W>200G/SQM PRNT				5939
521159 OTH W-FAB COT,MF,W>200G/SQM PR	4737	40705		7382
521211 OTH COT W-FAB UN-BL W 200G/SQM		102		83
521212 OTH COT W-FAB BLECH W 200G/SQM	96	1328		
521213 OTH COT W-FAB DYED W 200G/SQM	171	12855	95	11101
521214 OTH W-FAB,COLOR YRN W 200G/SQM		550		
521215 OTH W-FAB COT PRNTD W 200G/SQM	12	12887		64
521222 OTH COT WOV FAB BLEAC>200G/SQM	38	7161		6095
521223 OTH COT WOV FAB DYED>200G/SQM	4362	29865	2641	17927
521224 OTH W-FAB COT COLYARN>200G/SQM		2710		
530890 OTH, YARN OF OTH VEG TEX FIBRE		597		14
530911 UN-BLE/BLE FAB CON>85%WT FLX				2192
530919 OTH WOV FAB OF FLAX 85%OR MORE	1625	57709	523	25627
530921 UN-BLE/BLE FAB 85% OR > W FLX		348		
530929 OTH WOV FAB OF FLAX<85% BY WT	40	36808		3070
531090 WOV FAB OF JUTE OR OTH TEX FIB		204		
540600 M-MADE FILAMENT YARN RETAIL-SL		6338		85
540710 WOV FAB HI-TENACI YRN NYLON PO	35536	403333	5737	163576
540720 WOV FAB OBTAIN FROM STRIP,LIKE	14367	237001	11704	256364
540730 FAB PARALLEL SYNTH FILAMENT		199		
540741 FAB 85% OR MORE NYLON FILMENT	1144	29339	762	54299
540742 OTH FAB 85% OR MORE DYED	204456	2328157	129872	1232941
540743 OTH W.FAB NYL FLAMT WT>85% DYE	548	33012	100	28736
540744 OTH W.FAB FILA DIF COL NYL>85%	26416	201529	4209	72705
540751 OTH W.FAB TEXTURED POLY U-BLEA	248626	3324495	339379	1643050
540752 OTH W.FAB TEXTUR POLY DYED 85%	946847	9545822	409430	5934771
540753 OTH W.FAB DIF COL TEXTUR POLYS		12819	626	11769
540754 OTH FAB TEXT POLY FIL PRINTED	17383	439989	37311	272278
540761 OTH FAB,NON-TEXT POLY FILAMENT	74044	1017646	142742	1027183
540769 OTH FAB POLY FIL TEXTILE MAT	30846	345351	14641	204009
540771 OTH WOV FAB SYNTH FIL BL/UN-BL	57042	746289		7821
540772 OTH WOV FAB SYNTH FIL DYED 85%		39935	843	10852
540773 OTH W.FAB DIF COL SYN FILA PRI	29	10127		6359
540774 OTH WOV FAB SYNTH FIL PRINTED		19992		2205
540781 OTH W.FAB SYN MIX COT BL/UN-BE		1630		1716
540782 OTH WOV FAB MIXED COTTON DYED	6317	78348		51162
540783 OTH FAB SYN TEXMAT COLOR DYED	9643	196744		242
540784 OTH FAB SYN TEX SQM MATERUAK	31605	329066	13047	126684
540791 OTH WOV FAB SYN F/L BL/UN-BL		558		834
540792 OTH WOV FAB SYN F/L NS DYED		17021		16043
540793 OTH WOV FAB SYN F/L NES COLOUR		7229		25101
540794 OTH WOV FAB SYN FIL NES PRINT	13225	218386	12933	106858
540810 W.FAB HIGH TENCITY YRN VIS,RAY		1941		38893
540821 OTH WOV FAB ART. FIL BL/UN-BL	57220	144606	1875	20123
540822 OTH WOV FAB ART. FIL DYED	2554	25607		3117
540823 OTH WOV FAB DIFFERENT COLOUR		9531		5108
540824 OTH WOV FAB ART. FIL PRINTED	2365	14718		
540831 OTH WOV FAB ART. FIL BL/UN-BL				190
540832 OTH WOV FAB ART. FIL YARN DYED		27		632
551130 YARN ART STAPLE FIB FOR R/SALE		801		336
551211 WOV FAB OF SYN STAPLE FIBRE				34622
551219 OTH WOV FAB OF SYN STAPLE FIB	16001	138165	14441	151768

Contd.

10.11 Imports by Economic Categories (Detail)

(In Thousand Rupees)

Items	June, 2016	From July, 2015	June, 2015	From July, 2014
551229 O/W-FEB ACR STA FIB>85%WT ACRY	707	7745	531	6351
551291 WOV FAB SYN STAP FIB BL/UN-BL				452
551299 FAB WOVS SYN FIB>85%BY WT SYNTH	201	2657	570	2204
551311 W.FAB SYN STA FIB MX COT 170G		11042		47157
551312 W.FAB SYN STA FIB MX COT314THR		95		
551313 O/W FAB S.S.F-COT-170G.BL/UN-B		15		
551321 W-FAB SYN STA FIB MX COT DYED	1185	20759		33397
551323 POLYS,COT,STAP FIB<170G DYED		7109		156
551329 OTH FAB SYN STAP FINRE DYED	209	16047		2612
551331 WOV FAB SYN STAP FIB COLOUR YR		14924		28014
551339 OTH WOV FAB STAP FIB<170G/SQM	3931	4188	1535	3452
551341 WOV FAB POLY STAP FIB PRINTED		7442		1062
551349 O/W-FAB SYN STAP FIB MIX COTON		14977	972	3256
551419 OTH SYN FAB<85% MIX BL/UN-BL		1188		
551421 W-F POLY STAP FIB<85% DYED	34	1646		5838
551422 W-F POLY STAP FIB 3/4THRD DYED	1231	20547		11764
551423 OTH FAB POLY FIB MIX COT DYED		10345		886
551429 OTH FAB<85% MIX COT SYN FIB	3637	12084		15126
551430 WOV FAB SYN YARN DIFF COLO DYE			5	1818
551441 W-F SYN FIB<85% MIX COT PRINT	5077	5435		3300
551443 O/W-FAB POL FIB MIX COT PRINT		3786	146	2904
551449 O/W-FAB SYN MIX COT>170G PRINT		49723	43	13469
551511 O/W.FAB POLYS FIB MX VISCO RAY	20211	128020	346	49383
551512 O/W.FAB POLY FIB MIX M-MAD FIB		51740		231
551513 O/W FAB POLY FIB MIX WOL/F-HAI	4552	119574	60187	294586
551519 O/W FAB POLY STAP FIB MIX O/FI		15865		7546
551521 O/W FAB ARCYL FIB MIXED O/FIB			533	1903
551522 O/W FAB ARCYL FIB MIX WOOL		162		4359
551529 O/W FAB ARCYLIC FIB MIX OT/FIB	305	59481	2754	114659
551591 O/W FAB SYN FIB M-MAN-MADE FIL				52
551599 O/W FAB SYN MIX OTH FIBRE N.S		4122		59
551611 W-FAB ARTI FIB 85%>BL/UN-BLEA	21008	130338		59800
551612 W-FAB ARTI >85% BY WEIGH,DEYED	397606	6760327	404582	4241975
551613 W-FAB ARTI FIB>85% WT DIFF-COL		34884		
551614 W-FAB ARTI FIB>85% WT PRINTED	574026	2956078	20852	2464581
551621 W-FAB ART FIB<85%WT MM.FILAM			267	13174
551622 W-FAB ART FIB<85% WT MM-F DYED		16244		307
551623 W-FAB ART FIB<85%WT D-COL,MM-F		58366		14439
551624 W-FAB ART FIB<85%WT MM-F PRINT		181951		4439
551632 W-FAB ART FIB<85%WT,WOL/HAI DY	644	86844	6464	21961
551634 W-FAB ART FIB<85% WT,WOL/HA PR	432	432		409
551642 W-FAB ART FIB<85%WT MX COT DYE		361	2995	3115
551643 W-FAB ART FIB<85%WT MIX COTTON		468	854	854
551644 W-FAB ART FIB<85% WT MIC PRINT	554	10271	214	1214
551691 W-FAB ART FIB<85%WT UN-BLE/BLE		468		
551692 W-FAB ART FIB<85%WT MIX O/F DY	258	8378		9194
551693 W-FAB ART FIB<85%WT D-COL,O/FI				4471
560130 TEXTILE FLOCK,DUST & MILL NEPS	3479	58686	6707	66419
560210 NEEDLELOOM FELT STICH-BOND FIB	6061	82568	15599	134604
560221 FELTS OF WOOL/HAIR,NOT COATED	390	1094		1104
560229 FELTS OTH TEXT MATE, NOT COATD	506	1240		621
560500 METALLISED YARN,TEXTILE YARN	291018	4068361	304810	2408686
560900 ARTICLES OF YARN,STRIP ROPE	1913	21134	167	27385
570110 CARPT/OTH TEX FLOR COVER KNOTD	7195	321437	10075	210458
570190 CARPETS,KNOT OF OTH TEX MATERL	206	2588	38	2285
570210 KECEM,SCHUMACKS,KARMAE.ETC.	480	18152	1768	13915
570220 FLOOR COVERING COCONUT FIBRES		206		

Contd.

10.11 Imports by Economic Categories (Detail)

(In Thousand Rupees)

Items	June, 2016	From July, 2015	June, 2015	From July, 2014
570231 CARPETS F/COV.PILE CONS,M/MADE		70		
570232 CARPET F/COV.P/LONS NOT TEXMAT	76	4886	443	2164
570239 CARPETS ECT.AOT.MADE O/TEX MAT		91		230
570241 CARPET ETC.P/CONS.WOOL WOV.M/M	260	4869	1035	44260
570242 CARPETS OTH.P/CONS.M/M/TEXT.	93172	556535	15944	256730
570249 CARPETS ETC.MADE OTH.TEX MATEL		2548	44	1239
570250 OTH CARPET NOT OF PILE CONSTRU	120	168		
570291 OTH CARPETS ETC.WOOL,F/AN/HAIR		4		
570292 CARPET ETC. MAN/M TEX MATERIAL		98		5
570299 OTH CARPETS ETC.MADE O/TEX/MAT		832		416
570310 CARPET ETC WOOL/FINE ANIM HAIR		232		54
570320 CARPETS/TUFTED OF NYLON/POLYA	29580	244487	48632	192077
570330 CARPETS ETC.TUFT MAN/M TEX MAT	49264	467822	43190	427891
570390 CARPET/TUFT CARS/VEH O-TEX MAT	612	21070	310	7448
570410 TILES, < 0.3 SQM AREA.		11504		14725
570490 OTH CARPETS ETC.FELT N/TUFTED	63746	825319	62411	634518
570500 OTH CARPETS&OTH FLOOR COVERING	252	3263		10472
580121 UN CUT WEFT PILE FAB.OF COTTON.		824		
580122 CUT CORDUROY, OF COTTON	2208	20893	1528	18386
580123 OTH WEFT PILE FAB.OF COTTON.		27		
580126 CHENILLE FABRICS, OF COTTON	8286	54914	1293	10345
580127 WARP PILE FABRICS OF COTTON		3404	1381	4205
580131 UN CUT WEFT PILE FAB.M-MADE FIB	316	28149		
580132 CUT CORDUROY, MAN-MADE FIBRES.	1152	13866	670	1875
580133 OTH WEFT PILE FAB.M/MADE FIBRE	78	8696	1563	2334
580136 CHENILLE FAB. MAN-MADE FIBRES.	3087	37730	3094	13397
580137 WARP PILE FABRICS OF COTTON	4556	8244	436	9290
580190 OTH PILE&CHENILLE FAB.TEX.MAT	51926	678885	14688	302542
580211 TERRY TOWEL&S/WOVEN TEYFAB.UBL				4
580219 OTH TERRY TOWEL/FABRICS,OF COT	321	2628	654	4330
580220 TERRY TOWEL/FABRICS, TEX.MAT		210	2699	14005
580230 OTH TUFTED TEXTILE FABRIC		255		71
580300 GAUZE,OTHER THAN NARROW FABRIC		2	139	139
580410 TULLES AND OTHER NET FABRICS	4097	23882	1017	13735
580421 LACE MACHINE MADE,M-MADE FIBRE	8075	32392	1076	55132
580429 OTH,LACE MACHINE MADE,OTH MAT.	36709	490866	31837	251785
580430 LACE HAND MADE	26	5622	125	10923
580610 WOV.PILE FAB.& CHENILLE FABRIC	197	1169	14	1809
580620 OTH WOV. FAB. ELASTOMERIC YARN	16893	136691	15944	261084
580631 OTH NARROW WOV FAB, OF COTTON.		1512		1986
580632 OTH NARROW WOV FAB,M/MADE FIB.	47083	443950	36247	467714
580639 OTH,NARROW WOV.FAB,TEX.MAT	5250	22838	2367	120095
580640 OTH FABRICS,WARP W/OUT WEFTASM		1211	453	921
580710 LABEL,BADGES ETC.TEXTMAT,N/EMB	75483	889750	75766	976190
580790 OTH,LABELS,BADGES&ART.TEX/MAT	9627	345981	35355	788775
580810 BRAIDS IN THE PIECE	55	2690	4262	4270
580890 OTH,ORNAMENTAL TRIM,TASSEL ETC		37480	4086	57958
580900 WOV FAB.OF METAL TAREAD/YARN.		3392		217
581010 EMBROIDERY W/OUT VISIBLE GROND		10		65
581091 OTHER EMBROIDERY,OF COTTON	274	13492		1821
581092 OTH EMBROIDERY,M-MADE FIBRES		31243	415	12723
590190 OTH TRACING CLOTH,BUCKRAM ETC.	66894	574798	49330	475717
590210 TYRE CORD FAB HIT.YARN NYLPLMD	85236	1456579	98871	1444217
590220 TYRE CORD FAB H/T YARN POLYSTR	7281	295066	15371	288620
590390 OTH,TEX FAB IMP,LAM, PLASTIC.	157634	1687825	141924	946916
590410 LINOLEUM		1881		1287
590800 TEX WICKS,WOVEN,LAMP,LIGHTERS	447	1884	88	1775

Contd.

10.11 Imports by Economic Categories (Detail)

(In Thousand Rupees)

Items	June, 2016	From July, 2015	June, 2015	From July, 2014
590900 TEX HOUSE PIPING/TEX TUBING.	16751	129266	8326	91010
591190 OTH, TEX PRODUCTS/ ARTICLES,	38585	392604	22369	279442
600110 LONG PILE, FABRICS	4877	17769	1241	26025
600121 LOOPED PILE FABRICS,COTTON		478	23	657
600122 LOOPED PILE FAB,MAN-MADE FIBRE	7268	131091		32278
600129 LOOPED PILE FAB,OTH TEX MAT.	16601	126617	24047	87417
600191 OTH PILE FAB,KNIT/CROCH,OF COT	1962	2235	2	8500
600192 OTH PILE FAB,KNIT/CROCH,M-MADE	503831	8969218	557734	5066947
600199 OTH PILE FAB,KNIT/CROCH,O/TXTM	16582	53119	7174	86349
600240 KNIT CROCH FAB<30CM,ELASTOME5%		10290		1207
600290 OTH,KNIT/CROC FAB<30CM,ELAST5%	290	46099	2165	20662
600310 KNIT/CRO FAB WOL/HAIR WD!>30CM		1093		12
600320 KNIT/CRO COTTON WD !>30CM		1754		
600330 KNIT/CRO SYN-FIBRE WD !>30CM				3382
600390 OTH KNIT/CRO FAB WD !>30CM		1755		2573
600410 KNIT/CRO FAB WD>30CM ELASTYR5%	16304	180916	14422	114175
600490 OTH KNIT/CRO FAB WD>30CM ELAST	2921	54408	1286	45065
600521 WRAP KNIT FAB OF COT UNBL/BLEA		9471		
600522 WRAP KNIT FAB OF COTTON DYED		7917		2284
600524 WRAP KNIT FAB PRINTED		98		
600531 WRAP KNIT FAB SYN.FIB UNBL/BLE	1501	163405	27028	82702
600532 WRAP KNIT FAB SYN.FIBRE DYED	222683	2019005	172161	1010148
600533 WRAP KNIT FAB SYN.FIB DIF COLO		71		5375
600534 WRAP KNIT FAB SYN.FIB PRINTED	187	67586		25670
600542 WRAP KNIT FAB ART FIB DYED	1422	13959	363	4274
600590 WRAP KNIT FAB OTH H-6001-6004	3466	141825	18478	88758
600610 OTH KNIT/CRO FAB OF WOOL/HAIR		78		94
600621 OTH KNIT/CRO FAB COT UNBLE/BLE	4174	4869		
600622 OTH KNIT/CRO FAB COTTON DYED	586	52380		60
600623 OTH KNIT/CRO FAB COTON COLOR		3318		12011
600624 OTH KNIT/CRO FAB COTON PRINTED	123	400		733
600631 OTH KNIT/CRO FAB SYN.FIB UNB/B	95	16180	77	2229
600632 OTH KNIT/CRO FAB SYN.FIB DYED	267251	2730220	125701	1356067
600633 OTH KNIT/CRO FAB SYN.FIB COLOR	90	11404	301	11156
600634 OTH KNIT/CRO FAB SYN.FIB PRINT	4627	100069	5000	49506
600641 OTH KNIT/CRO FAB ART FIB UNB/B		510		
600642 OTH KNIT/CRO FAB ART FIB DYED		924		254
600643 OTH KNIT/CRO FAB ART FIB COLOR		319		
600644 OTH KNIT/CRO FAB ART FIB PRINT		1663		180
600690 OTH KNITTED CROACHED FABRICS	16301	294598	8920	231221
610120 MEN/BOYS OVERCOAT/SIM ARTICLE	13	1455	60	5804
610130 MEN/BOYS WIND JACKET/SIM ART.		3774		510
610190 OVERCOAT ETC.MEN OTH TEX KNIT.	297	84445	7364	45741
610210 APPAREL/CLOTH/ACCESSORIES,WOOL		2528		642
610220 APPAREL/CLOTH ACCES,OF COTTON,		159		75
610230 APPAREL/CLOTH ACCES,M-MADE FIB	2704	3241		94
610290 APPAREL/CLOTH OF TEX MATEL,	818	5849	233	4102
610310 SUITS MEN'S/ BOYS KNITTED/CROC	5104	64174	3762	19097
610322 MEN/BOYS,ENSEMBLE,COTTON,KN/CR	196	1383	10	404
610323 MEN/BOYS,ENSEMBLE SYN/FIB,KNIT				567
610329 MEN/BOYS,ENSEMBLE OTH TEX MAT,	24	10491	1240	7739
610331 JACKET/BLAZER MEN/BOY,WOOL F/H		7745		99
610332 JACKET/BLAZER MEN/BOY COT/KNIY	58	5679		20169
610333 JACKET/BLAZER MEN/BOYS SYN FIB	1157	4416	3	392
610339 JACKET/BLAZER MEN/BOYS OTH TEX	200	35573		18670
610342 TROUSERS,ETC.MEN/BOYS COT/KNIT	679	8289	2771	4802
610343 TROUSERS, ETC.MEN/BOYS SYN FIB		620		854

Contd.

10.11 Imports by Economic Categories (Detail)

(In Thousand Rupees)

Items	June, 2016	From July, 2015	June, 2015	From July, 2014
610349 TROUSERS,ETC.MEN/BOYS TEX MAT	15629	68383	510	9348
610413 WOMEN/GIRLS,SUITS SYN FIBLE.		118		8
610419 WOMEN/GIRLS,SUITS OTH TEX MAT	579	8128		683
610422 WOMEN/GIRLS,ENSUMBLE,COTT/KNIT		162	31	1105
610423 ENSEMBLES W/GRIL SYN KNIT/CROC		14294		25940
610429 WOMEN/GIRLS ENSEMBLE,TEX MAT	39	1108		1075
610432 JACKET/BLAZER W/GIRL COT KN/CR	202	698	9	1499
610433 JACKE/BLAZER W/GIRL SYN KN/CR	1407	2512	2	4326
610439 JACKE/BLAZ W/GIRL OTH TEX K/CR	1010	20435	95	9708
610442 DRESSES W/GIRL COTTON KNIT/CRO	243	12083		1413
610443 DRESSES W/GIRL SYN FIB KNIT/CR	19	1859		38
610444 DRESSES W/GIRL ARTFIB KNIT/CR		272		
610449 DRES W/GIRL OTH TEX MAT KNT/CR		376	31	44
610452 SKIRTS/D-S W/GIRL COT KNIT/CRO		542		742
610453 SKIRTS/D-S W/GIRL SYN KNIT/CRO		70	20	601
610459 SKIRTS/D-S W/GIRL OTH TEX K/CR	14	776	90	633
610462 TROUSERS ETC OF COTTON KNI/CRO	143	8944	81	1278
610463 TROUSES ETC OF SYN FIB KNITED	201	3806	568	2838
610469 TROUSERS ETC OF OTH TEX MAT KN	2174	14634	190	5235
610510 MEN/BOYS SHIRTS COTTON KNI/CRO	4695	44724	4622	36594
610520 MEN/BOYS SHIRTS M-MAD FIB K/CR	741	18719	2769	16904
610590 MEN/BOYS SHIRTS O/TEXTILE K/CR	41241	319611	32813	226877
610610 W/GIRL SHIR/BLOUSES COT KN/CRO	9869	97719	2220	22540
610620 W/GIRL SHIR/BLO M/MADE FIB K/C	923	2726		2447
610690 W/GIRL SHIR/BLOU OTH TEXMATK/C	1201	20940	3502	11976
610711 UNDERPANTS ETC M/BOY COT KN/CR	549	17846	274	11951
610712 UNDERPANT ETC M/BOYS M/MAD FIB		565		399
610719 UNDERPANT ETC M/BOYS OTH T/MAT	238	10125	1148	3436
610721 NIGHTSHIRTS&PYJAMAS OF COTTON		4554	254	3341
610722 NIGHTSHIRTS&PYJAMAS M/MADE FIB		82		313
610729 NIGHTSHIRT/PYJAMAS OTH TEX MAT	13	2996	166	1824
610791 BATHROBES ETC OF COTTON M/BOYS	17	813	407	834
610799 BATHROBE ETC OF OTH TEX KN/CRO	755	5993	26	4759
610811 WO/GIRL SLIP, PETTICOAT KNIT/CR		9412	2135	4855
610819 SLIP PETTICOAT OTH TEX MATERIA	161	356		25
610821 W/GIRL BRIE/PANTIES COT KN/CR	213	1126	195	5902
610822 W/GIRL BRIEF/PANTIES M/MAD FIB	18	744		2798
610829 W/GIRL BRIEF/PANTIES OTH T/MAT		825	2	1706
610831 W/GIRL N-DRES/PAJAMA COT KN/CR	73	3088	616	5519
610832 W/GIRL N-DRESS/PAYJAMS M/M FIB		825		174
610839 W/GIRL N-DRESS/PAJAMAS TEX MAT	511	1636	62	7976
610891 BATHROBE W/GRL COTTON KNIT/CRO	92	819	42	2371
610892 BATHROBE W/GRL MAN-MADE KN/CRO		528	4	2251
610899 BATHROBE W/GRL OTH TEX KNI/CRO	629	2861	81	2278
610910 T-SHIRT,SINGLETS,VEST COT K/CR	9732	413098	32752	406027
610990 T/SHIRT,OTH TXT KN/CR	35430	472002	38055	298128
611011 JERSEY,PULOVER,CARDIGAN,WOLLEN	797	3255	124	23716
611012 JERSEY,ETC. WOOL, KASHMIR GOAT		2426		3
611019 OTH JERSEY PULOVER ETC.WOOLEN		12783	118	2284
611020 JERSEY, PULOVER ETC.OF COT K/C	192	41193	274	38957
611030 JERSEY, PULOVER M/MADE FIB K/C		180297	2155	120346
611090 JERSEY,ETC. OTH TEXT. MATERIAL	9514	284635	14530	269605
611120 BABY GARMENT OF COTTON KNIT/CR	1125	28022	3572	83772
611130 BABY GARMENT OF SYN FIB KNI/CR	9058	72285	4854	34257
611190 BABY GARMENT OF OTH TEX KNI/CR	137732	1066974	103843	666110
611211 TRACK SUITS COTTON KNIT/CROCH		2311	65	162
611212 TRACK SUITS SYB FIB KNIT/CROCH		265		514

Contd.

10.11 Imports by Economic Categories (Detail)

(In Thousand Rupees)

Items	June, 2016	From July, 2015	June, 2015	From July, 2014
611219 TRACK SUITS OTH TEX MAT KN/CR		1873	12	1649
611231 MEN/BOYS SWIMWEAR SYN FIB K/CR		48		
611239 MEN/BOYS SWIMWEAR OTH TEX K/CR		2014	1397	4238
611241 WOM/GIRL SWIMWEAR SYN FIB K/CR	50	879	198	1390
611249 WOM/GIRL SWIMWEAR OTH TEX K/CR	1145	2910	14	444
611300 GARMENT MADE UP KNIT/CROCH FAB		212	35	495
611420 OTH GARMENT COTTON KNIT/CROCH	1339	13462	207	2174
611430 OTH GARMENT MAN-MADE FIB KN/CR	25	339		626
611490 OTH GARMENT,OTH TEX MAT KN/CRO	5899	67456	5530	62747
611510 GRADUATE COMPRESS HOSIERY	15227	269574	6712	173238
611521 OTHER PANTY HOSE AND TIGHTS	20	2617	247	1815
611529 O-PANTY HOSE OTH-TEXTILE MATE	7164	19005	908	23208
611530 OTH-W-MEN FULL/KNEE LENG HOSIE	706	143532	11857	54511
611594 OTH HOSIERY WOOL/FINE ANI HAIR		7		
611595 OTH HOSIERY OF COTTON		11759	948	8013
611596 OTH HOSIERY OF SYNTHETIC FIBRE		1152	313	1145
611599 OTH HOSIERY OF OTH TEX MATERIL	1318	10825	1108	9378
611610 GLOV,MITTEN,ETC PCAS/RUBER K/C	13	5573	3	5619
611691 GLOVE,MITTN,MIT KN/CR WOL/HAIR		493		11
611692 GLOVE,MITTENS ETC KN/CROC COTT	862	3385	50	2290
611693 GLOVE,MITTENS ETC KNIT SYN FIB		7689	2293	5437
611699 GLOVE,MITTENS ETC KNIT TEX MAT	501	10232	103	10124
611710 SHAWL,SCARVE,MUFFLER,VEILS ETC	27618	179337	17113	83173
611780 OTH MADE UP CLOTHING ACCESRIES	168	2467	679	38201
611790 PARTS OF GARMENT OR CLOTH ACSS	52	3700	843	4797
620111 MEN/BOYS OVERCOAT WOOL NOTKNIT		2128		493
620112 MEN/BOYS OVERCOAT COT NOT KN/C	11	167	13	2061
620113 OVERCOAT MAN-MADE FIB NOT KNIT	1660	6090		170
620119 OVERCOAT SIM ART OTH TEX MATER	507	29051	472	61854
620191 OTH OUTER GARMENT WOOL MEN/BOY	48	64006		1150
620192 OTH OUTER GARMENT COT MEN/BOYS		1506		4138
620193 OTH OUTER GAR M/MADE FIB M/BOY	89	5377	10	13252
620199 OTH OUTER GAR OTH TEX MAT M/BY	151	10673	443	9021
620211 OVERCOAT ETC W/GRL WOOL N/KNIT		27		17
620212 OVERCOAT ETC W/GRL COT N/KNIT	68	207	54	3611
620213 OVERCOAT ETC W/GRL M/MAD N/KNT		859		7704
620219 OVERCOAT ETC W/GRL O/TEX N/KNIT	3265	11330		17717
620291 SKI/JACKET W/GRL WOOL NOT KNIT		2252		
620292 SKI/JACKET W/GRL COT NOT KNIT		626		953
620293 SKI/JACKET W/GRL M/MADE N/KNIT		1717		1103
620299 SKI/JACKET W/GRL TEX MAT N/KNIT	52	5678	148	6379
620311 SUIT MEN/BOYS OF WOOD NOT KNIT		5861		10024
620312 SUIT MEN/BOYS SYN FIB NOT KNIT	38	1411		816
620319 SUIT MEN/BOYS TEX MAT NOT KNIT	3732	61231	5717	92353
620322 ENSEMBLE MEN/BOY COT NOT KNIT	263	10444	5262	12813
620323 ENSEMBLE MEN/BOY SYN FIB N/KNIT	120	7100	6186	7123
620329 ENSEMBLE MEN/BOY OTH TEX N/KNIT	927	104299	305	12674
620331 JACKET ETC MEN/BOY WOOL N/KNIT		2203		2518
620332 JACKET ETC MEN/BOY COT N/KNIT	138	6613	3	4254
620333 JACKET ETC MEN/BOY SYN FIB N/K	28	18088	931	7356
620339 JACKET ETC MEN/BOY OTH TEX N/K	31978	463768	15518	274585
620341 TROUSER,BIB,BRES ETC WOL M/BOY	1086	32128	888	20284
620342 OTH TROU BIB M/BOY COTT N/KNIT	17346	140584	6215	80969
620343 OTH TROU BIB M/BOY SYN N/KNIT	996	15129	857	29833
620349 OTH TROU BIB M/BOY TEXT N/KNIT	8399	345554	46071	367906
620411 SUIT WOMEN/GRL OF WOOL N/KNIT				8
620412 SUIT WOMEN/GRL OF COT N/KNIT	39	4916		1003

Contd.

10.11 Imports by Economic Categories (Detail)

(In Thousand Rupees)

Items	June, 2016	From July, 2015	June, 2015	From July, 2014
620413 SUIT WOMEN/GRL OF SYN N/K		47		49
620419 SUIT WOMEN/GRL OF TEX MAT N/K	745	15717	2139	8615
620422 ENSEMBLE WOMEN OF COT N/KNIT		217	71	137
620423 ENSEMBLE WOMEN OF SYN FIB N/K		102	2	2
620429 ENSEMBLE WOMEN OF TEX FIB N/K	45	2663	447	832
620432 JACKET W/GRL OF COT N/KNIT	547	711	32	1454
620433 JACKET W/GRL OF SYN FIB N/KNIT		60231	7011	21903
620439 JACKET W/GRL OF TEX MAT N/KNIT	1603	8950	119	5607
620442 DRESSES W/GRL COTTON NOT KNIT	350	32391	4912	35446
620443 DRESSES W/GRL SYN FIB NOT KNIT		6454	21	463
620444 DRESSES W/GRL ART FIB NOT KNIT	3884	133830		14633
620449 DRESSES W/GRL TEX FIB NOT KNIT	1018	5025	94	83483
620452 SKIRTS W/GRL COTTON NOT KNIT		1163	912	2817
620453 SKIRTS W/GRL SYN FIB NOT KNIT	102	102	75	6330
620459 SKIRTS W/GRL TEX FIB NOT/KN/CR		181		334
620461 TROUSER W/GRL WOOL NOT KNIT/CR			2895	2895
620462 TROUSER W/GRL COTTON NOT KNIT	1199	60861	4830	38505
620463 TROUSER W/GRL SYN FIB NOT KNIT	29	9337	13	73
620469 TROUSER W/GRL TEX MAT NOT KNIT	2176	33335	589	26538
620520 SHIRTS MEN/BOYS OF COT N/KNIT	10836	120259	5881	83980
620530 SHIRTS MEN/BOYS OF M/MAD N/KNT	1691	5324	3	3663
620590 SHIRTS MEN/BOYS OF TEX MAT N/K	3412	36211	6978	48201
620610 BLOUSES W/GRL SILK NOT KNITTED	1440	5142		
620630 BLOUSES W/GRL COT NOT KNITTED	1074	30011	222	15440
620640 BLOUSES W/GRL M/MADE NOT KNIT	5559	32997	230	8171
620690 BLOUSES W/GRL TEX MAT NOT KNIT	886	23330	843	16111
620711 UNEDERPANT ETC MEN/BOY COTTON	501	4488	3973	7682
620719 UNDERPANTS ETC MEN TEX MAT NK		280		2527
620721 NIGHTSHIRT/PYJAMA MEN COT N/K		176	70	505
620722 NIGHTSHIRT/PYJAMA MEN M/MAD NK		43		63
620729 NIGHTSHIRT/PYJAMA MEN T/MAT NK		5431	1802	16342
620791 BATHROB ETC MEN COTTON N/KNIT		64		12
620799 BATHROB ETC MEN TEX MAT N/KNIT	162	11086	456	5103
620811 SLIPS/PETTICOAT W/GRL COT N/NK	1582	3339		
620819 SLIPS/PETTICOAT W/GRL T/MAT NK	496	2830	54	803
620821 NIGHTDRESS/PYJAMA WOMEN COT NK		773	5	2921
620822 NIGHTDRESS/PYJAMA WOMEN M/M NK	176	1097	423	1870
620829 NIGHTDRESS/PYJAMA WOMEN T/M NK	3365	28714	3021	28757
620891 BATHROB ETC W/GRL COTTON N/NK	91	2988	90	1094
620892 BATHROB ETC W/GRL M/MAD FIB NK		340		1911
620899 BATHROB ETC W/GRL TEX MAT N/NK	229	9878	406	7288
620920 BABIES GARMENT ETC COT N/KNIT	554	7368	3778	22435
620930 BABIE GAR&CLOTH SYN FIB N/KNIT	321	1647		952
620990 BABIE GAR&CLOTH TEX MAT N/KNIT	7885	307686	71763	622589
621010 GAR MADE UP FAB H-56.02/56.03		14362	399	10476
621020 OTH GAR MEN/BOY H-6201-11,19		426	6	310
621040 OTH MEN/BOYS MADE UP FAB	39	2248	62	2035
621050 OTH MEN WOMEN/GIRL FAB N/KNIT	229	2956	358	2965
621111 SWIMWEAR MEN/BOYS NOT KNITTED	74	394	66	1393
621112 SWIMWEAR WOM/GIRL NOT KNITTED		214	10	135
621120 SKI SUITS NOT KNIT/CROCHETED		130		97
621132 OTH GAR MEN/BOYS OF COTTON		2232	21	1886
621133 OTH GAR MEN/BOYS OF M/MADE FIB	1767	7936	170	3906
621139 OTH GAR MEN/BOYS OF TEX MATERI	274	7065	1380	8205
621142 OTH GAR WOM/GIRL OF COTTON		1996	67	2591
621143 OTH GAR WOM/GIRL OF M/MADE FIB		18302	8	1352
621149 OTH GAR WOM/GIRL OF TEX MATERI	995	7363	66	7948

Contd.

10.11 Imports by Economic Categories (Detail)

(In Thousand Rupees)

Items	June, 2016	From July, 2015	June, 2015	From July, 2014
621210 BRASSIERES	57671	596005	62757	551373
621220 GIRDLES AND PANTY-GIRDLES	4753	62252	4692	20953
621230 CORSELETTES	56	56		44
621290 BRACES,SUSPENDERS,GARTER&PARTS	10528	141783	6188	38216
621320 HANDKERCHIEFS OF COTTON	3842	29982	4503	27089
621390 HANDKERCHIEFS OF OTH TEX MAT	8642	69385	9346	62798
621410 SHAWLS,SCARVES ETC & LIKE SILK		1923		1590
621420 SHAWLS,SCARVES ETC & LIKE WOOL		47180		14838
621430 SHAWL,SCARVE ETC&LIKE SYN FIB	25	15514	283	18032
621440 SHAWL,SCARVE ETC&LIKE ART MAT		1362		11240
621490 SHAWLS OF OTH TEX MATERIALS	10306	156974	22615	157003
621510 TIES,BOW TIES&CRAVATS OF SILK	85	6285	930	5313
621520 TIES,BOW TIES&CRAVATS M/M FIB	378	3166	1051	3331
621590 TIES,BOW TIES&CRAVATS TEX MAT	1669	19647	4051	13774
621600 GLOVES, MITTENS AND MITTS.	2329	62569	2073	81980
621710 MADE UP CLOTHING ACCESSORIES	4238	80092	8945	97804
630110 ELECTRIC BLANKETS		216		278
630120 BLANKET/TRAVEL RUGS OF WOOL/H	77	105962	21	6648
630130 BLANKET/TRAVEL RUGS OF COTTON	11	3699	35	384
630140 BLANKET/TRAVEL RUGS OF SYN FIB	207252	3869215	211630	3038923
630190 BLANKET/TRAVEL RUGS OF TEX MAT	4265	132798	4174	105928
630210 BED LINEN,KNITTED/CROCHETED	16004	164055	14568	107657
630221 OTH BED LINEN,PRINTED,N/KNIT	12	16	35	7111
630222 OTH BED LINEN,PRINTED M/MADE		13		1535
630229 OTH BED LINEN,PRINTED MILL-MAD		4032		1918
630231 OTH BED LINEN COTTON N/KNIT/CR	55	1303	82	13782
630232 OTH BED LINEN OF MAN-MADE FIB		28462		531
630239 BED LINEN OTH TEX MAT NOT KNIT	27255	323067	810	35926
630240 TABLE LINEN KNITTED/CROCHETED		91		305
630251 TABLE LINEN OF COTTON KNITTED		173		491
630253 TABLE LINEN OF MAN-MADE FIBRES		228		
630259 TABLE LINEN OF OTH TEX MATERIA	72	2083		58
630260 TOILET & KITCHEN LINEN COTTON	1149	6160	429	9108
630291 OTH TOILET/KITCHEN LINEN COTTN	434	1869	174	1379
630293 TOILET/KITCHEN LINEN M/MAD FIB		317		79
630299 TOILET/KITCHEN LINEN TEX MAT	130	4693	46	7631
630312 CURTAINS/BLINDS/VALANCE SYN FIB		208		565516
630319 CURTAINS/BLINDS/VALANCE TEXMAT	220	2097		1005
630391 OTH CURTAN,BLIND,VALANC OF COT	201	823	29	252
630392 OTH CURTAINS/VALANCE OF SYN FIB	705	66294	13551	56222
630399 OTH CURTAINS/VALANCE OF TEXMAT	204	11652	1667	7239
630411 BED-SPREADS KNITTED/CROCHETED		3156	60	3853
630419 BED-SPREADS, OTHERS	899	11324	350	7694
630491 OTH FURNISHING ARTICLES KNITED	822	16000	2745	26607
630492 OTH FURNISHING ARTICLE COT KNT	497	1360		131
630493 OTH FURNISHING ARTICLE SYN FIB	78	1034	203	2426
630499 OTH FURNISHING ARTICLES TEXMAT	106	2896	223	491
630510 SACK/BAGS OF JUTE OTH TEX FIB	16203	324322	53811	198590
630520 SACKS AND BAGS OF COTTON		646		726
630532 SACK/BAGS MAN-MADE TEX MATERIL	1386	37301	3740	62758
630533 SACK/BAGS OF POLYETHYLENE/PROP	7641	122943	14826	155905
630539 OTH SACK/BAGS MAN-MADE TEX MAT	38158	370245	16020	289984
630590 SACKS/BAGS OTH TEX MATERIAL	3550	32406	346	27334
630612 TARPULINS,AWNINGS ETC SYN FIB	7697	238157	13885	156221
630619 TARPULINS,AWNINGS OF TEX MAT	3820	35534	2292	6244
630622 TENTS OF SYNTHETIC FIBRES	788	358542	1281	58280
630629 TENTS OF OTH TEX MATERIAL	733	754005	1629	25813

Contd.

10.11 Imports by Economic Categories (Detail)

(In Thousand Rupees)

Items	June, 2016	From July, 2015	June, 2015	From July, 2014
630630 SAILS OF OTH TEXTILE MATERIAL				56
630690 OTH CAMPING GOODS OTH TEX NAT	213	872		19705
630710 FLOOR/DISH/CLEANING CLOTH ETC	3836	45320	6725	35956
630720 LIFE-JACKETS AND LIFE-BELTS	11531	58866	3923	26554
630790 OTH MADE UP ARTICLE DRESS PTN	45037	425854	33881	332057
631090 USED&NEW RAGS,SCRAP ETC TEXMAT	6669	84503	3864	55640
640110 FOOTWEAR INCORPORATPROTE M-TOE		386		2097
640192 OTH FOOTWEAR COVERING ANKLE		36		35
640199 OTH FOOTWEAR NES UPPER NOT FXD	106	3437	434	7339
640212 SPORTS FOOTWEAR,SKI-BOOT ETC		542		210
640219 OTH SPORTS F-WEAR SOLES RUB/PL	8317	181743	20825	60070
640220 F-WEAR WITH UPPER STRAP ASSEMB	11069	51916	4595	26076
640291 F/WEAR COV ANKLE SOLE/UPPERS		7085		3108
640299 OTH F/WEAR SOLE/UPPER RUB/PLAS	42188	840431	31573	189546
640312 SPORTS FOOTWEAR SKI/SNOWBOARD				1389
640319 OTHER; SPORTS FOOTWEAR	92950	730148	84657	674782
640320 FOOTWEAR OUTER SOLE OF LEATHER	17473	307001	19720	127832
640340 OTH FOOTWEAR WITH METLTOE CAP	7142	88978	8266	65103
640351 OTH FOOTWEAR SOLE COV ANKLE		4215	337	8397
640359 OTH FOOTWEAR OUTERSOLE LEATHE	165	11983	1101	13803
640391 OTH F-WEAR OUTERSOLE COMP LEA	421	27556	6556	89659
640399 OTH F-WEAR O/S RUB, PLAS, LEA	43258	749968	106980	1126327
640411 SPORTS FOOTWAR SHOES RUB/PLAS	35036	588246	57047	531177
640419 OTH FOOTWEAR OUTER SOLE RUB/PL	805267	4128939	347716	2852694
640420 FOOTWEAR OUTERSOLE COMP LEATHR	1542	14721	3842	6351
640510 FOOTWEAR UPPER/COMP LEATHER	85739	1631308	262336	2570039
640520 FOOTWEARS UPPER TEX MATERIAL	4299	10946	1302	80703
650200 HAT-SHAPE,PLAITE LINED N/TRIM		110		27
650400 HATS&OTH HEADGEAR PLAITED	293	10465	159	2572
650500 OTH HATS AND HEADGEAR KNITTED	5295	44505	2554	26046
650610 SAFETY HEADGEAR	38000	365570	24708	240051
650691 OTH HEADGEAR RUBBER/PLASTICS	498	4658	700	2969
650699 OTH HEADGEAR OF OTH MATIRIALS	2212	72129	2561	9567
650700 HEADBAND LINING COVERHAT FOUN	2468	15845	4064	13894
660110 GARDEN OR SIMILAR UMBRELLAS	4153	85727	11357	68237
660191 OTH UMB WITH TELESCOPIC SHAFT	54	1515		131
660199 OTH UMBRELA/SUN UMBRELLAS	6462	143715	4079	84624
660200 WALKING STICKS SEAT STICKS	600	7182	3073	4833
660320 UMBRELLA FRAMES INCL F/MOUNTED		1663		716
660390 OTH PATS/FITTING UMBRELLAS	192	439		509
670100 SKINS AND OTH PARTS OF BIRDS				63
670210 ARTICLE MADE ARTIFICIAL FLOWER	11016	92965	4148	31998
670290 ARTIFICIAL FLOWER,FOLIAG O/MAT	26558	316973	28005	231832
670300 HUMAN HAIR DRESSED THINNE BLE		457		11
670411 COMPLETE WIG OF SYN.TEXT MAT.	221	1724	86	294
670419 OTH BEARD, EYE BROW SYN.TEX MA	276	3895	135	3053
670420 WIGS,BEARDS OF HUMAN HAIR		178	125	305
691090 OTH CERAMIC SINKS WASHBASIN PE	2241	9850	15201	34061
691110 TABLEWARE & KITCHENWARE	132351	2026464	140310	1708212
691190 OTH HOUSEHOLD ARTICLES OF PORN	31421	359145	29394	291437
691200 CERAMIC TABLEWEAR KITCHENWEAR	4147	113457	4347	73180
691310 STATUT ORNAMENT PORCELAIN CHI	609	6789	116	3397
700992 FRAMED GLASS MIRRORS	10840	107188	9774	95296
701010 AMPOULES	23854	259248	19057	279359
701020 STOPPERS,LIDS AND OTH CLOSURES	5971	45881	4623	44749
701190 OTHER, GLASS ENVELOPES	40	1529	36	2126
701310 INDOOR D?COR OF GLASS CERAMICS	10883	62672	4772	85439

Contd.

10.11 Imports by Economic Categories (Detail)

(In Thousand Rupees)

Items	June, 2016	From July, 2015	June, 2015	From July, 2014
701322 STEMWARE DRIN GLA LEAD CRYSTAL		337		4
701328 OTH STEMWARE DRINKING GLASS	3096	50859	634	31573
701333 O-DRINKING GLASS LEAD CRYSTAL	91	902	103	544
701337 OTH DRINKING GLASS O/T GL-CEMI	10049	89603	27711	129940
701341 G-WARE TABLE,KICH LEAD CRYSTAL		210		146
701342 G-WARE LINEAR C-EXPENSION-5x10			41	1089
701349 O-GL-WARE L-C-EX=5x10 T,0-300C	237545	1855435	144515	743196
701391 OTH GLASS-WARE OF LEAD CRYSTAL		1274	200	4662
701590 OTH CLOCK/WATCH/NON-CORRETVE	142	1469	453	1845
701690 OTH PAVING BLOCKS/SLABS/BRICKS	530	17416	694	17663
701710 LAB HYG/PHAR GL-WARE W/N GRADU	7125	56896	7444	59034
701720 LAB HYG/PHAR GLASSWARE L/C=10K	293	3368	400	6000
701790 OTH LAB GLASSWARE ETC N.S.	8638	97702	6204	86976
701810 GLASS BEADS, S/PERAL/PRE-STON	98954	879604	80168	787189
701820 GLASS MICROSPHERRES=1MM DIA	11268	108515	2707	70784
701939 OTH WEBS,MATTRESSES,BOARD ETC	91110	835509	71584	749552
701940 WOVEN FABRICS OF ROVINGS	2300	21507	2071	10969
701951 OTH WOVEN FABRICS WIDTH=30 CM	1684	8154		8882
701952 OTH WOV FAB WID<30CM WT<250G/M		11		3271
701990 OTH ARTICLES OF GLASS FIBRES.	37702	494831	24825	271410
711299 OTH WASTE/SCRAP PRECIOUS METAL	1819	22911	3137	14326
711311 ARTICLE OF JEWELLERY OF SILVER		142	457	762
711319 ART OF JEWEL OF OTH PRE METAL	69	29955	15344	63626
711320 ART(JEWELRY)BASE MTL-CLD P-MTL		3		415
711411 ART OF SILVER WARES W/N PLATED				839
711419 ART OF PRE METALS W/N PLAT		995		353
711510 CATALYST INFORM WIRE/GRIL PLAT	140060	257691	57942	140792
711590 OTH ART PREMET/MET CLAD P/MTL	8158	66004	11520	76368
711610 ART NATURAL/CULTURED PEARLS		86	336	343
711620 ART PRECIOUS/SEMI-PRE STONES	27	92	9	436
711711 CUFF-LINKS/STUDS-BASE METAL	3320	13242	1408	11405
711719 OTH IMITATION JEWELLERY B/METL	201771	1147507	117299	678936
711790 OTH IMITATION JEWEL B/METL,N.S	19250	286383	33740	378234
731829 OTH COACH SCREW,BOLTS,NUT I/S	13414	190947	11544	212672
731940 SAFETY PINS & OTHER PINS	5841	36419	4200	42828
732090 OTHER,SPRING OF IRON AND STEEL	28971	304695	29154	374910
732111 COOKING APPLI&PLATE WARMER GAS	37340	308069	22281	239149
732112 COOK APPLI/PLAT WARMER LIQ FUL	162	188		543
732119 O-COKING APPLI INCL SOLID FUEL	8787	59649	1143	45406
732181 OTH APPLI FOR GAS & OTH FUELS	803	8588	835	11089
732182 OTH APPLI FOR LIQUID FUEL		9128		9069
732189 OTH APPL INCL APPLI SOLID FUEL		1416	1954	7216
732290 OTH AIR HEATER&HOT AIR DUSTRBU	104	228661	2151	181078
732310 IRON/STEEL WOOL,POT SCROEL ETC	25503	260259	22985	252505
732391 OTH BUCKETS OF CAST IRON ENAMA	21	1610		2904
732392 OTH H-HOLD ART CASTIRON ENAMA	632	4821	663	2426
732393 OTH DOMESTIC UTENSILS STA-STEL	4929	53784	2862	55443
732394 OTH DOMESTIC UTENSIL IRON/STEL	33319	317906	28039	212745
732399 OTH H-HOLD ARTCL, PART THEREOF	73108	712685	73662	627438
732410 SINK&WASH BASIN STAINLESS STEL	6035	65245	6242	49488
732421 BATH TUBS CASTIRON W/N ENAMEL	5776	14933	2099	8970
732429 OTH BATH,SINK,W-BASIN ENA IRON	13349	110122	10419	98890
741539 OTH THREAD ARTICLES OF COPPER	246	64697	4269	87284
741810 TABLE,KITCH/OTH HOUSEHOLD ARTI		975		3643
741820 OTH SANITARY WARE,PARTS COPPER	597	5336	157	4835
741910 CHAIN,PARTS THEREOF OF COPPER	232	669		40
741991 CAST,MOULDED,STAM,FORGED,COPPE	21	1789		1079

Contd.

10.11 Imports by Economic Categories (Detail)

(In Thousand Rupees)

Items	June, 2016	From July, 2015	June, 2015	From July, 2014
750720 TUBE OR PIPE FITTING NICKEL	1898	37211	224	22664
750810 CLOTH,GRIL NETING OF NICK WIRE				1138
761490 OTH STRAN WIR,ROP,CABL,PL ALUM	92	2483472	802	420919
761510 TABLE,KITCH,POT POLISHPAD ALUM	9763	74269	5288	69283
761520 SANITARY WARE&PATS OFALUMINIU	221	2413		1005
761610 NAILS,BOLT,NUT,SCREW ETC ALUMI	246	17591	768	8941
761691 CLOTH,GRIL,FENCING OF ALUM WIR	127	14232	1962	14830
780420 LEAD, POWDERS AND FLAKES		127		247
790500 ZINC PLAT SHEET, STRIP & FOIL	117	526		
800300 TIN BAR, ROD, PROFILE AND WIRE	2162	4500	73	214
810194 OTH UN-WROUGHT TUNGSTEN,BAR RD	43	243	328	577
810197 OTHER WASTE & SCRAP TUNGSTEN		181		
810295 OTH MOLYBEDNUM BAR,ROD,SINTER		984		4904
820900 PLATE STICK,TIPS TOOL CERMET	12877	110832	10910	89817
821000 HAND-OPERATE MECHANICAL APPL	5540	41244	4555	23921
821110 SETS OF ASSORTED ARTICLES	426	1661		1796
821191 TABLE KNIVES HAVING FIX BLADE.	2258	19930	2423	19736
821192 OTH KNIVES HAVE FIXED BLADES.	6460	47281	5765	34462
821193 KNIVE OTH THAN FIXE BLADES.	150	2643	11	2603
821194 BLADES	245	12217	1107	7808
821195 HANDLES OF BASE METAL	453	1500	37	1026
821210 RAZORS	71430	826193	85466	1028425
821220 SAFETY RAZOR BLADES,	24985	414355	34647	299448
821290 OTHER PARTS	3486	33399	2635	23683
821300 SCISSORS,TAILORS,SHEARS BLADE	4820	38990	2160	34834
821410 PAPER KNIVES,LETTER OPENER,ETC	11138	166110	11142	136235
821420 MANICURE OR PEDICURE SETS.	3130	36698	3303	44073
821490 OTH ARTICLES OF CUTLERY .	6567	67165	5268	46066
821510 SET OF ASORTED ARTICLE-PRECMTL		3859	32	990
821520 OTH SETS OF ASSORTED ARTICLE.	9081	31764	4729	23712
821591 OTH ARTICLE,NOT INSETS,PLATED		3		36
821599 OTHER ARTICLES	9760	84934	11650	62443
830110 PADLOCKS	112730	921865	58960	586867
830120 LOCKS FOR MOTOR VEHICLES.	10799	109424	19854	64681
830130 LOCKS FOR FURNITURE	75576	606433	54779	673803
830140 OTHER LOCKS	64118	650785	61661	432309
830150 CLASPS AND FRAMES WITH CLASPS.	944	2013	192	1781
830160 PARTS OF LOCKS	8119	77869	4196	27973
830170 KEYS PRESENTED SEPARATELY	2491	18177	1266	15676
830210 HINGES	72445	425435	28289	306002
830220 CASTORS	22048	157075	5254	63585
830230 OTH MOUNTING,FITING MOT-VEHICL	302	6048	213	4611
830241 OTH MOUNTING,FITING BUILDING	853	44976	3027	15551
830242 OTH MOUNTING,FITING FURNITURES	84625	634136	65223	490237
830249 OTH FITINGS OF BASE METAL N.S.	47259	359137	20353	199931
830250 HAT-RACKS,HAT-PEGS,BRACKET&FIX	5408	28771	14396	57833
830300 ARMoured/REINFORCED SAF B-MTL.	1510	27412	3610	35058
830400 FILING CARD-INDEX CABINET/TRAY	742	10294	2334	11253
830510 FITTING FOR LOOSE-LEAF BINDERS	809	8979	1968	14045
830520 STAPLES IN STRIPS	13881	166373	5488	105178
830590 OTH, INCLUDING PARTS	5264	83285	6344	61135
830610 BELLS,GONGS ETC.ELECTRIC METAL	3754	14653	399	9612
830621 STATUETT OTH ORNAMENT BASE MTL		64		27
830629 OTH STATUETT OTH ORNAMENT	2574	29038	1711	13298
830630 PHOTOGRAPH,PICTURE FRAME MIROR	282	3062	211	2760
830710 FLEXIBLE TUBING OF IRON/STEEL	18059	227383	36734	156533
830790 FLEXIBLE TUBING OF BASE METAL	18572	338988	10892	181266

Contd.

10.11 Imports by Economic Categories (Detail)

(In Thousand Rupees)

Items	June, 2016	From July, 2015	June, 2015	From July, 2014
830810 HOOKS, EYES AND EYELETS	14623	204182	23391	265258
830820 TUBULAR OR BIFURCATED RIVET	28627	402389	32571	493937
830890 OTH ARTICLES B/METAL INC/PARTS	24917	388019	41845	400885
830910 CROWN CORKS OF BASE METAL	1761	39825	320	18018
830990 OTH;SCREW CAPS POURING STOPERS	59949	603781	69398	619434
831000 SIGN-NAME PLATE,ETC.BASE METAL	1009	14346	808	73466
831110 COATED ELECTRODE OF BASE METAL	84792	1237673	60477	814541
831120 CORED WIRE OF BASE METAL,	21495	85436	12750	47990
831130 COATED RODS&CORED WIRE,B/METAL	18544	162428	16791	148360
851290 PARTS OF THE HEADING NO.85.12	1278	21053	2825	277292
852290 OTH T/COM EQ/AC HD 85.19-85.21	36711	101180	27364	119167
852321 CARDS INCORPORTAING MAG STRIPE	9107	270609	8069	163631
852329 MAGNETIC DISCS	5031	46778	1571	47222
852341 OTHER OPTICAL MEDIA UNRECORDED	5955	96499	2931	428251
852349 OTHER OPTICAL MEDIA	50561	3915557	401896	3993762
852351 SOLID STATE NON-VOLATILE STORA	8587	312111	12503	274874
852352 SMART CARDS SEMICONDC MEDIA	428540	3899098	258894	2753835
852359 PROXIMITY CARDS AND TAGS	13700	193511	14440	239596
870990 PARTS,H-NO.87.09 OF WORK TRUCK	709	18173	98	3840
871499 OTHER,PARTS AND ACCESSORIES	24172	203014	11036	137891
880390 OTH PARTS OF H-88.01 OR 88.02	215614	4254800	167974	3384131
902000 OTH BREATHING APP & GAS MASK,	16230	233536	15948	158022
902110 ORTHOPAEDIC/FRACTURE APPLIANCE	3994	50474	5145	43696
902121 ARTIFICIAL TEETH	150	1149	267	1595
902129 OTHER; DENTAL FITTINGS	791	20413	1623	21700
902131 ARTIFICIAL JOINTS	36603	446818	12966	295126
902139 OTH ARTIFICIAL PARTS OF BODY	222944	2045233	231573	2422638
902140 HEARING AIDS,EXCL PART/ACCESSO	2841	68868	4225	79890
902150 PACEMAKER STIMULAT HEART MUSCL	20312	360398	39239	277937
903300 PARTS& ACCE OF HEARING AIDS	36628	380698	51711	314380
910111 WRIST WATCH,ELE OPE,MECH DISPL		1892	581	4282
910119 O-W-WATCH ELECTRICALLY OPERATED	3212	29769	8185	152155
910121 O-WRIS-WATCH,AUTOMATIC WINDING		16		
910129 O-W-WATCH,W/N INCO.STOP WATCH	125	4370	285	1296
910191 OTH. POCKET-WATCH ELE OPERATED		67		
910199 O-WATCHES INCL STOP WATCHES	8	5337	974	2641
910211 W-WATCH,MACH DISPL O/TH H-9101		41843	328	40552
910212 W-WATCH,OPTO ELECTRONIC DISPLY	68	188		
910219 O-W-WATCH W/N INCOR STOP WATCH	20494	228853	25731	174506
910221 W-WATCH,AUTO-WIND O/T H-9101		137628		3422
910229 O-W-WATCH O/THAN H-9101	263125	2218556	163146	1040475
910291 OTH, POCKET-WATCH ELE OPERATED		22		
910299 O-POCKET/STOP WATCH O/T H-9101	413	55956	9761	126345
910310 CLOCK WATCH MOVE ELECT OPERATD	11	1200	89	89
910390 OTH,CLOCKS WATCH MOV EX.91.04	1281	2878	145	3355
910400 INS PANEL CLOCK-AIR&SPACECRAFT		62		356
910511 ALARAM CLOCK,ELECTRICALLY OPE.	1004	11718	631	9660
910519 OTHER, ALARAM CLOCK	1337	16257	2449	25554
910521 WALL CLOCK,ELECTRICALLY OPERAT	2320	38309	3758	19729
910529 OTHER WALL CLOCKS	5813	68833	4947	49395
910591 OTH,CLOCK ELECTRICALLY OPERATD	947	5782	255	5129
910599 OTHER CLOCKS	552	8522	1190	6627
910610 TIME-REGISTER,TIME RECORDERS	14	3675	1520	9720
910690 OTH,TIME OR DAY RECORDING APPA	7949	54675	4392	39975
910700 TIME SWITCHES WITH CLOCK/WATCH	5772	115739	6459	98046
910811 WATCH MOVE ELEC.OPE MACH DISPL	21	190	71	1906
910812 WATCH OPTO-ELECTRONIC DISPLAY		232	18	38

Contd.

10.11 Imports by Economic Categories (Detail)

(In Thousand Rupees)

Items	June, 2016	From July, 2015	June, 2015	From July, 2014
910819 OTH,WATCH MOVE ELECT.OPERATED		557	51	1367
910890 OTH,WATCH MOVE COMPLETE ASSEMB	19	1063	33	1438
910910 ELE OPER.CLOCK MOVE COMP/ASSEM	13	123	93	458
910990 OTH CLOCK MOVEMENT COMP&ASSEMB	58	15290	1173	10504
911011 COMP MOVE,UNASSEMBLED WATCH		8288	2087	9067
911012 INCOM MOVE,ASSEMBLED OF WATCH		14		
911019 ROUGH MOVEMENTS,OF WATCHES				61
911090 OTH,COMP MOVE WATCH/CLOCK UN-A	895	3197	122	4483
911120 WATCH CASES BASE METAL,W/N G/S		323		
911180 OTHER;WATCH CASES	425	4955	95	3885
911190 PARTS OF WATCH CASES	541	16054	6353	35472
911220 CLOCK CASE&CASE OF SIMIL GOODS	103	2491	1362	8974
911290 PART OF CLOCK CASE/SIMILR CASE	74	1549	477	4355
911320 WATCH STRAPS,BAND OF BASE METL		572	38	470
911390 OTH,WATCH STRAPS,BANDS PART	686	8725	1070	10475
911430 DIALS	13	748	270	724
911490 OTH;CLOCKS OR WATCH PARTS,N.S.	1776	20507	3007	17794
920110 UPRIGHT PIANOS	11	96		
920120 GRAND PIANOS				171
920190 OTH,HARPSICHORD KEYBOARD STRIN	22	1218	180	465
920210 OTH STRING PLAYED WITH A BOW		584	63	229
920290 OTH,STRING MUSICAL INSTRUMENTS	365	7646	29	5936
920510 BRASS-WIND INSTRUMENTS		909		36
920590 OTH,WIND MISICAL INSTRUMENTS,NS		165		91
920600 PERCUSSION MUSICAL INSTRUMENTS	28	951	118	739
920710 KEYBOARD INS,O/THN ACCORDIONS		175	16	814
920790 OTH,MUSICAL INSTRUMENTS	82	6367	378	3319
920810 MUSICAL BOXES	438	3045	407	3398
920890 OTH;MECHANICAL STRET ORGAN,INS	4668	28991	5088	33436
920930 MUSICAL INSTRUMENT STRINGS	227	368		50
920991 OTH PARTS & ACCE FOR PIANOS.		60		
920992 PARTS&ACCE MUSICAL INS H-92.02		2355		447
920999 OTH;PARTS&ACCE(CARDS,DISCS)	47	580	21	13562
930110 ARTILERY WEAPONS(GUNS/MORTAR)				2132
930120 GRENADE/ROCKET LAUNCHERS				56023
930190 OTHER MILITARY WAPONS		105386		781298
930200 REVOLVERS PISTOLS,O/TH93.3.04	9277	266035	89637	850360
930310 MUZZLE-LOADING FIREARMS		5397	401	844
930320 OTH,SPORTING,HUNTING SHOTGUNS	532	9693	11763	97955
930330 OTH,SPORT,HUNTING,SHOTING RIFL	547	34570	498	8416
930390 OTH;FIREARMS,DEVIC OPE FIR EXP		1160	370	31129
930400 OTH,ARMS OF HEADING NO.93.07	1902	28371	1568	15503
930510 PARTS ACCE OF REVOLVERS,PISTOL	81	2361		845
930520 PARTS&ACC.SHOTGUNS/RIFL.H-9303		342		19611
930591 OTH PART MILITARY WEAPON H93.01	690	690		
930599 OTH PART&ACCE.ARTILERY H93.01	12	308		
930621 SHORTGUN CARTRIDGES	18766	100036	200	51842
930629 OTH,PARTS OF SHORTGUNS CARTRIG		4184		
930630 OTH,CARTRIDG & PARTS THEREOF.		59377	3514	155733
930690 OTH;AMMUNITION OF WAR & PARTS.				200
930700 SWORDS,CUTLASSES,BAYONETS,LANC	192	327		171
940110 SEATS OF A KIND USED,AIRCRAFT.	5011	28089	1860	28886
940120 SEATS FOR MOTOR VEHICLES.	2371	43302	1120	22211
940130 SWIVEL SEATS VARIABLE HEIGHT.	58166	240266	21680	148327
940140 SEATS O/THN GARDEN SEATS,CAMP	631	21163	788	13049
940151 SEATS OF CANE,OSIER,BAMBOO.	1617	4468	140	3715
940159 OTH SEATS AND PARTS THEREOF	2144	9996	1019	4025

Contd.

10.11 Imports by Economic Categories (Detail)

(In Thousand Rupees)

Items	June, 2016	From July, 2015	June, 2015	From July, 2014
940161 OT,SEATS UPHOLSTERED WOOD FRAM	4551	27689	25457	38860
940169 OTHER SEATS,WITH WOODEN FRAMES	975	41136	1162	16450
940171 OT-SEATS UPHOLSTERED METALFRAM	28969	133294	9335	72553
940179 OTHER SEATS;WITH METAL FRAMES	50659	299741	19493	177314
940180 OTHER SEATS WITH METSL FRAMES	23374	190658	16392	178741
940190 PART OF THE SEATS OF H-94.01.	178347	1731656	82950	1550267
940310 METAL FURNITURE USED IN OFFICE	1075	40941	1579	55785
940320 OTH,METAL FURNITURE O/THN OFFI	27344	319403	8614	138443
940330 WOODEN FURNITURE-OFFICE USE	28402	198638	13080	102064
940340 WOODEN FURNITURE-KITCHEN UES	13647	105164	14847	68581
940350 WOODEN FURNITURE FOR BEDROOMS	56176	375633	30960	277396
940360 OTHER WOODEN FURNITURE	22489	184818	10054	202470
940370 FURNITURE OF PLASTICS	1712	62184	4241	69071
940381 FURNITURE OF OTHER MATERIAL	68	2047	144	563
940389 OTHER FURNITURE OF CANE, OSIER	4354	72189	2127	61041
940390 PARTS FURNITURE H -NO.94.03.	23127	113905	4990	64501
940410 MATTRESS SUPPORTS	467	4907	2662	7342
940421 MATTRESS CELLU RUBBER/PLSTIC		5613	1751	3745
940429 MATTRESS OF OTHER MATERIALS		10684	1146	9368
940430 SLEEPING BAGS	29	5845		322
940490 OTH,ARTI BEDDING&SIMI FURNISH.	5735	72366	5963	56185
940510 CHANDELIERS & OTH ELE CEILING.	168752	3305117	174682	1664611
940520 ELECTRIC TABLES,DESK,BEDSIDE	8789	87554	16731	88645
940530 LIGHTING SETS CHRISTMASTREES	11256	326198	3845	134419
940540 OTH ELE LAMPS,LIGHTING FITTING	154174	1871292	177886	1667083
940550 NON-ELE LAMPS LIHTING FITTING.	206	6661	79	16792
940592 PARTS OF PLASTIC H-94.05,N.E.S	445	10866	629	4890
940600 PREFABRICATED BUILDINGS.	323902	2853390	247113	2695727
950300 TRICYCLES,SCOOTERS,PADAL CARS	597497	4734849	543487	4362040
950420 ARTI&ACCE, BILLIARDS ALL KIND	3032	29062	3025	33911
950430 OTH GAMES OPERATED BY COIN	16912	109442	33775	116746
950440 PLAYING CARDS	6149	61832	4910	62162
950450 VIDEO GAMES CONSOLES&MACHINES		2160		745
950490 OTH;ARTICLES FOR FUNFAIR, TABLE	10033	55952	3349	48517
950510 ARTI FOR CHRISTMAS FESTIVITES.	954	15879	391	5822
950590 OTHER ENTERTAINMENT ARTICLES	45037	381733	24123	225955
950611 SNOW SKIS		53		
950612 SKI-FASTENINGS(SKI-BINDINGS)		107		20
950619 OTH;SNOW SKI EQUIPMENT.	1215	10143	371	2123
950629 OTH;WATER SKI,SURF BOARD W-SPO	1214	76639	385	6585
950631 GOLF CLUBS COMPLE/OTH GOLF EQU	229	1695	196	1538
950632 GOLF BALLS	387	4516	539	4570
950639 OTHER;GOLF EQUIPMENTS	2801	10940	917	8192
950640 ARTI,EQUIP FOR TABLE-TENNIS.	652	11315	792	9510
950651 LAWN-TENNIS RACKETS,W/N STRUNG	97	3699		3360
950659 OTH; BADMINTON,SIMILAR RACKET	12527	166436	14445	112430
950661 LAWN TENNIS BALLS	9768	129043	20536	163306
950662 INFLATABLE BALLS	3641	24325	6052	33588
950669 OTH BALL O/THN GOLF,T-TEN BALL	5643	53563	4853	44999
950670 ICE SKATES,ROLLER INCL SKABOOT	686	14644	532	6785
950691 EQUIP. FOR OTHER PHY EXERCISE	54339	887316	66806	843036
950699 OTHER;SPORTS GOODS N.E.S.	15762	213973	75660	502430
950710 FISHING RODS	405	4210	280	939
950720 FISH -HOOKS,W/N SNELED	686	3969	501	5748
950730 FISHING REELS		296	68	310
950790 OTH LINE FISHING TACKLE NETS	594	4551	799	1864
950810 TRAVELLING CIRCUSES/MENAGERIES		36635	25962	585906

Contd.

10.11 Imports by Economic Categories (Detail)

(In Thousand Rupees)

Items	June, 2016	From July, 2015	June, 2015	From July, 2014
950890 SWINGS,SHOOTING GALLERIES ETC.	15579	256592	7861	135697
960110 WORKED IVORY,ARTICLES OF IVORY				513
960190 OTH,ANIMAL CARVING MATERIL,ART	198	784	53	323
960200 WORKED VEGE,MINERAL MATERIAL	41073	3859220	56252	9064591
960310 BROOM,BRUSHE,CONS TWIN,VEG-MAT	1203	20968	974	12209
960321 TOOTH BRUSHE,INCL DENT-PLA BRU	39432	478486	53050	524700
960329 OTH;SHAVING,HAIR,NAIL BRUSHES.	5920	69518	10494	73307
960330 ARTST,WRITING,SIMILAR BRUSHES	2651	18339	1941	21605
960340 PAINT,DISTEPER,VARNISH BRUSHES	2921	25286	8135	29307
960350 OTH BRUSHES CONSTI PART MACHIN	5663	51502	2779	40750
960390 OTH;HAND OPE MECHNICAL F-SWEPR	46649	359971	32908	306604
960400 HAND SIEVES AND HAND RIDDLES.		233	9	888
960500 TRAVEL SETS FOR PERSONALTOILE.	1323	5775	200	1179
960610 PRESS-FASTENERS,SNAP-FASTENER.	20943	221262	29631	213409
960621 BUTTON OF PLASTICS,NOT COVERED	110079	650616	39988	363822
960622 BUTON OF BASE METAL,COVER TXT	30019	264831	30896	345733
960629 OTHER BUTTONS	34906	406004	28053	729767
960630 BUTTON MOULD,PART,BUTTON BLANK		242		2993
960711 SLIDE FASTENER FIT CHAIN SCOP.	58263	311826	36640	350010
960719 OTHER;SLIDE FASTENERS	114494	1072087	86759	1513164
960720 PARTS; SLIDE FASTENERS	10109	159062	27485	255949
960810 BALL POINT PENS	23414	171951	11102	157857
960820 FELT TIPPED.PORUS TIPPED PEN	14732	281430	17833	183110
960830 FOUNTAIN PEN,STYLOGRADH PEN	3732	65581	4915	73943
960840 PROPELLING OR SLIDING PENCILS	84	509		1241
960850 SETS OF ARTICLS FROM TWO FOR-H	124	9993	765	5494
960860 REFILLS FOR BALL POINT PEN.	12372	206205	22238	170790
960891 PEN NIBS AND NIB POINTS	41107	439379	72355	323448
960899 OTH;PEN,PENCILE,SIMILAR HOLDER	38143	319656	35276	295406
960910 PENCILS&CRAYON W-LEADS ENCASD.	234960	1563323	107017	1235747
960920 PENCIL LEADS,BLACK OR COLOURED	12486	263091	8641	234252
960990 OTH;PENCIL,DRAWING CHARCOALS.	13057	111389	10322	119004
961000 SLATES&BOARDS,WRITNG/DRAWIN	2553	32544	3041	20401
961100 DATE,SEALING OR NUMBERING STAM	1639	16590	299	14798
961210 TYPEWRITER OR SIMILAR RIBBONS	10505	136104	14649	131024
961220 INK-PADS	43	1601	325	1295
961310 POCKET LIGHTERS,GAS FUELLED	12457	188495	15490	134599
961320 POCKET LIGH,GAS FUELL,REFILLAB	914	46914	937	10995
961380 OTHER LIGHTERS	3870	24284	3321	33481
961390 PARTS OF CIGARETTE LIGHTERS	335	663	45	648
961400 SMOKING PIPE&CIGAR OR CIG.HOLD	902	11817	1810	10061
961511 COMBS,HAIR-SLIDES,OF HARD RBER	8706	50323	3152	24419
961519 OTH;HAIRPINS,CURLING PINS,LIKE	4650	44464	5055	31770
961590 OTH;COMES HAIR-SLIDES,LIKE,PAR	155718	707655	87451	538816
961610 SCENT SPRAY SIMI TOILET SPRAY	17502	127988	8635	138498
961620 POWDER-PUFFS&PADS FOR APPLICA	2124	17159	1940	12380
961700 VACCUM FLASKS&OTH VACUM VESS	26655	607383	24702	511562
961800 TAILORS,DUMMIERS&OTH LAY FING.	2214	53487	8584	61711
970110 PAINTING,DRAWING,PASTELS.	229	1432		7821
970190 OTH COLLAGES&SIMI DECORATIVE	17674	33120	941	10168
970200 ORIGINAL ENGRAVINGS,PRINTS.				157
970300 ORIGINAL SCULPTURES&STATUARY	95	6717	40	15003
970400 POSTAGE&REVENUE STAMPS,ST-POS	107	342		
970500 COLLECTIONS&COLLECTORS, PIECS.		5736		1977
990900 TRANSACTIONS LESS THAN RS.1000	1928	293746	748	19555
991000 SAMPLES HAVING NO-COMMER VALUE	386973	9710702	134654	763087
2. RAW MATERIAL TOTAL (A + B)	220882624	2305094441	254272225*	2602830513
A. CONSUMER GOODS TOTAL	180139647	1887884507	217018488*	2214663630

Contd.

10.11 Imports by Economic Categories (Detail)

(In Thousand Rupees)

Items	June, 2016	From July, 2015	June, 2015	From July, 2014
50400 GUTS,BLADERS,STOMACH OF ANIMAL	295	11989	1239	15354
50510 FEATHER,USED FOR STUFFING;DOWN	75	210		311
50590 OTH SKINS AND PARTS OF BIRDS	44893	332696	19042	240832
50610 OSSEIN,BONES TREATED WITH ACID		12473	2180	30702
50690 OTH POWDER & WASTE OF BONES	71	19467	1794	9575
50790 OTH TORTOISE-SHELL WHALEBONE	77	2826		2462
50800 CORAL&SIMILAR MATERIAL/POWDER		1629		2737
51000 AMBERGRIS,CASTOREUM CIVET,MUSK		398	88	747
51110 BOVINE SEMEN	5903	82732	5384	116710
51191 PRODUCTS OF FISH, CRUSTACEANS		1969		191
51199 OTH ANIMAL PRODUCTS NOT ELSWHE		527	111	502
60110 BULBS TUBERS,TUBEROU,ROOT,ETC	11218	104668	7017	58288
60120 BULB TUBERS,ROOTS,CHICORY PLAN		1126		
60210 UN-ROOTED CUTTING AND SLIPS	69	973	77	1303
60220 TREES,SHRUBS,BUSHES,GRAFTED	82	1710		
60240 ROSES,GRAFTED OR NOT	222	502		
60290 OTHER LIVE PLANTS	11564	235266	14814	120312
60311 ROSES FRESH	960	13108	400	6596
60313 ORCHIDS FRESH		166		13
60314 CHRYSANTHEMUMS FRESH	846	38294	1847	34186
60315 LILIES FRESH		440	54	902
60319 OTH FRESH FLOWER,BUDS FOR BOUQ	52	8829	56	8237
60390 OTH FLOWERS & FLOWERS BUDS	469	8933	284	4717
60490 O.PARTS OF PLANTS FOR BOUQUETS		215		
110812 MAIZE (CORN), STARCH	13669	222789	12762	80466
110813 POTATO, STARCH	36408	436789	52860	499241
110814 MANIOC (CASSAVA) STARCH	4004	20493	1366	39525
110819 OTHER STARCHES	4609	16592	44	5338
110820 INULIN	263	22225		15067
110900 WHEAT GLUTEN,WHETHER/NOT DRIED	14377	147951	2262	106575
120110 SOYA BEAN SEED	7896875	37743527	5385313	10487436
120190 SOYA BEAN,W.OR-N-BROKEN/SHELED	34	655	7	103481
120230 GROUND-NUTS SEED				35
120241 OTH GROUND NUTS IN SHELL	6287	726992	43726	787323
120242 GROUND-NUTS SHELLED BROKEN/N-B	20435	1190488	27106	858413
120300 COPRA	123324	1669112	149795	1575775
120400 LINSEED,WHETHER OR NOT BROKEN		404		1396
120510 LOW ERUCIC ACID RAPE/COLZASEED	6290549	45713723	5046486	59693080
120590 OTHER RAPE/COLZA SEED				267188
120600 SUNFLOWER SEED,WHETH/NOT BROKE	1146	1323520	2745	9902184
120710 PALM NUTS AND KERNELS		91		
120721 SEEDS FOR CROP (COTTON SEEDS)		11		
120729 OTHER COTTON SEEDS		2615		
120740 SESAMUM (SESAME) SEEDS		1823	210	3757
120750 MUSTARD SEEDS		74722	2616	54267
120760 SAFFLOWER SEEDS		4678	641	2234
120770 MELON SEEDS		3661		8159
120791 POPPY SEEDS	64	107		354
120799 OTH,OIL SEED/OLEAGINOUS FRUITS		50791	3869	108923
120810 FLOUR AND MEALS OF SOYA BEANS		3955	1074	7207
120890 FLOUR/MEALS OF OTH OIL SEEDS		1723		126
120910 SUGAR BEET SEED USE FOR SOWING	77	53502		61720
120921 LUCERNE (ALFALFA) SEED	9233	683691	97838	312743
120922 CLOVER (TRIFOLIUM) SEED		2298959	57088	1853169
120925 REY GRASS SEED		80		2059
120929 OTHER SEEDS OF FORAGE PLANTS	121931	1886199	175655	1621903
120930 SEED OF HERBACEOUS PLANTS	60	8518	20	5021

Contd.

10.11 Imports by Economic Categories (Detail)

(In Thousand Rupees)

Items	June, 2016	From July, 2015	June, 2015	From July, 2014
120991 OTHER; VEGETABLE SEEDS	394339	3986947	318966	2773068
120999 OTH SEEDS OF FRUIT FOR SOWING	173406	1779169	88762	1406586
121190 OTH PLANTS AND PARTS OF PLANTS	55221	683967	96852	727836
121221 SEAWEDS/ALGAE FIT FOR HUMAN	716	3078	489	2525
130190 OTH;NATURAL GUM,RESIN & BALSAM	36045	388918	33960	336898
130212 SAP AND EXTRACTS OF LIQUORICE		17		367
130213 SAP AND EXTRACTS OF HOPS		113		
130219 OTH SAPS & EXTRACT OTH VEG SAP	61473	501997	19644	330798
130220 PECTIC SUBSTANCES,PECTINATES	13133	180596	1102	110857
130231 AGAR-AGAR	7303	70395	13583	75635
130232 MUCILAGES&THICKENERS,LOC SEED	17594	163634	4367	103564
130239 OTHER MUCILAGES AND THICKENERS	34543	442445	37813	344265
140110 BAMBOOS	10395	51893	6283	51118
140120 RATTANS	12413	88893	9122	72146
140190 OTH VEG MATERIAL USED PLAITING	105	661		
140490 TENDU LEAVES(BIDI LEAVES)	242657	2938774	204693	2748533
150190 POULTRY FAT OTH THAN H-02.09	1886	13316	1869	19765
150210 TALLOW (OTHER THAN OF H-15.03)	141422	1307933	253671	2424269
150410 FISH-LIVER OILS THEIR FRACTION		1964		3795
150420 FATS OILS THEIR FRACT OF FISH	1748	3523		
150430 FATS & OILS & THEIR FRACTIONS		2		
150500 WOOL GREASE,CRUDE,FETTY SUBS	160	58076	7468	68222
150600 OTH ANIMAL FATS AND OILS/FRACT		1569		5223
150710 SOYABEAN OIL & ITS FRACT CRUDE	905720	18968370	1061294	5407736
150790 OTH SOYABEAN OIL & IT FRACTION	14652	129190		286464
150890 OTH GROUND NUT OIL & ITS FRACT	138	13770	108	4081
150910 OLIVE OIL & ITS FRACT (VIRGIN)	16901	176828	6144	133684
150990 OTH OLIVE OIL & ITS FRACTIONS	26928	652166	27454	579306
151000 OTH OIL/FR,INCL BLENDS OF OIL		6863		2031
151110 PALM OIL & ITS FRACTIONS CRUDE		6361270	2135606	9907222
151190 OTH PALM OIL & ITS FRACTIONS	14743872	169740911	16421460	170408767
151211 SUNFLOWER-SEED/SAFLOWER OILCRU		431	54	56
151219 OTH SUNFLOWER SEE&SAFLOWER OIL	4001	29342	2301	49521
151229 OTH COTTON SEED OIL & IT FRACT	1	37		
151311 COCONUT OIL,ITS FRACTION CRUDE		36289	16345	104917
151319 OTH COCONUT OIL,ITS FRACTIONS	73283	799932	48902	632220
151329 OTH PALM KERNEL/BABASSU OIL	255345	1196674	27653	1042917
151419 OTH COLZA/MUSTER OIL,FRA/CRUDE		1165		60
151499 OTH RAPE SEED OIL ITS FRACTION		728	529	2679
151519 OTH LINSEED OIL & ITS FRACTION		2799	589	1339
151529 OTH MAIZE OIL & ITS FRACTIONS	7216	68417	11566	52660
151530 CASTOR OIL AND ITS FRACTIONS	607	69814	1662	8691
151550 SESAME OIL & ITS FRACTIONS		3049	22	2231
151590 OTH FIXED VEGETABLE OILS/FRACT	170	18521	2033	25600
151620 VEG FATS/OILS AND ITS FRACTION	89612	1603557	75454	1691257
151710 MARGARINE,EXCL LIQUID MARGARIN	25369	220343	10195	135827
151790 OTH MARGARIN,EDIB MIX/PREP ETC	156104	1250880	90214	1256561
151800 ANIMAL/VEG FAT/OILOXIDISE ETC	11250	175298	24489	247170
152000 GLYSEROL,CRUDE WATER & LYES	4550	25919	4062	25854
152110 VEG WAX WHETHER OR NOT REFINED	2185	46534	3198	39212
152190 OTH BEES WAXES,OTH INSECT WAX	872	40718	4646	44380
152200 DEGRAS,RESIDUES ANIM/VEG WAXES	3953	22000	1084	26548
160100 SAUSE,PROD MEAT-FOOD PREP OFFL	431	8646	619	6346
220710 UNDENATURE ETHYL ALCOHOL O/SPR	111	1686		
220720 ETHYL ALCOHOL/OTH SPIRITS DEN		625		535
240120 TOBACO-WHOLY/PARTLY STE/STRIP	99697	1143346	98905	1306177
240130 TOBACCO REFUSE	3047	40206		1474

Contd.

10.11 Imports by Economic Categories (Detail)

(In Thousand Rupees)

Items	June, 2016	From July, 2015	June, 2015	From July, 2014
251010 AAT,C/PHOS,ALUM/C/PHOS&PH/CUG	440746	6422308	804993	3992785
251020 AAT,C/PHOS,ALUM/C/PHOS&PH/CGD		2076		
270810 PITCH	487	27592		6475
270820 PITCH COKE		1267		360
270900 PETROLEUM OILS FROM BITUMINOUS	21796223	238646210	45593674	425465358
271019 KEROSENE,INCL KER.TY. JET FUEL	39244860	301555813	43209088	517793929
271020 PETROLEUM OILS(OTH THAN CRUDE)		11	46	4526
271091 WASTE OIL (PCBs),(PCTS),(PBBS)		2039		6
271099 OTH WASTE OILS	59	34209		4818
271111 NATURAL GAS,LIQUIFIED	7929902	59083774	2542388	13010899
271112 PROPANE, LIQUIFIED		28195	290	21482
271113 BUTANES, LIQUIFIED	52	57	32	490
271114 ETHYLENE,PROPYLENE,BUTYLENE		209	72	55535
271119 OTH GAS HYDROCARBONS LIQUIFIED	1879092	17865718	1280263	10810275
271121 NATURAL GAS,IN GASEOUS STATE	334	334		706
271290 OTH PETROLEUM WAX ETC	2604	184738	23494	562164
271311 PETROLEUM COKE;NOT CALCINED	132240	631334	1986	503922
271312 PETROLEUM COKE; CALCINED	8593	63567		32972
271320 PETROLEUM BITUMEN	1012996	5527831	199603	1774096
271490 OTH BITUMEN & ASPHALT NATURAL.	1488	31881		21342
290110 SATURATED ACYCLIC HYDROCARBONS	1434	15716	2712	44285
290121 UNSATURATED ETHYLENE.	542752	7801218	747443	9931678
290122 UNSATURATED PROPENE(PROPYLENE)		19		
290123 UNSATURAT BUTENE/ISOMER THROF		29		
290129 OTH UNSATURATE ACYCLIC HYDCARBON	1286	8788		8903
290211 CYCLOHEXANE	1939	2033	78	8879
290219 OTH CYCLANES/CYCLOTERPENES	28560	320528	38277	287418
290220 BENZENE, PURE		5		76
290230 TOLUENE, PURE	53629	735560	69187	905947
290241 O-XYLENE	208080	1600510	177511	1943346
290242 M-XYLENE	10	14280		25790
290243 P-XYLENE	2364810	26316044	3342606	34417293
290244 MIXED XYLENE ISOMERS	29158	199645	17679	73465
290250 STYRENE	333763	5320966	1135493	6805462
290260 ETHYLBENZENE				3655
290290 OTH CYCLEC HYDROCARBONS	14117	142987	14930	227547
290311 CHLOROMETHANE,& CHLOROETHANE		3621		669
290312 DICHLOROMETHANE(METHYLEN CHLRD	72175	507167	18153	334924
290313 CHOLOROFORM(TRICHLOROMETHANE)	38975	379092	6618	161373
290315 ETHYLENE DICHLORIDE(1,2-DI CH)	111260	1390300		1600315
290319 OTH SATAR DERIV ACYCL HYDCARBON	10430	66949	7293	58766
290322 UNSATURATED TRICHLOROETHYLENE	11024	232067	25836	280126
290323 UNSATURATE TETRACHLOROETHYLENE	8255	99003	3296	95963
290329 OTH UNSATUR DERIV ACYCL H'CARB	14	27		
290331 ETHYLENE DIBROMIDE(1,2,DIBROM)			4	4
290339 OTH FLUORINATED,BRO DERIVATIES	112599	986435	187385	1021224
290371 CHLORODIFLUOROMETHANE	102764	261211	6391	76287
290372 DICHLOROTRIFLUOROETHANS		2189		
290373 DICHLOROFLUOROETHANES	15052	22741		10467
290377 PENTACHLOROFLUORO METHANE		23048		20668
290379 OTH CHLORODIFLUOROMETHANE	16	426600	85877	711055
290389 OTH HELOGEN DERIV CYCLANIC ETC		41		
290391 CHLOROBENZENE,O-DI/P-DI CHLORO	351	12534	963	9619
290399 OTH HALOGENATED DERIV H.CARBON	2102	33342	5661	60073
290410 DERIV SULPHO GRP IT SALT/EYHYL	9493	108090	6952	81922
290420 DERIVAT ONLY NITRO/NITRO GROUP	4078	24164	26	30385
290490 OTH,SUPHO,NITRAT NITROS H'CARB	5095	49196	3577	43299

Contd.

10.11 Imports by Economic Categories (Detail)

(In Thousand Rupees)

Items	June, 2016	From July, 2015	June, 2015	From July, 2014
290511 SATURAT METHANOL(METHYL ALCHL)	169061	3175302	349803	3609498
290512 PROPYL/ISOPROPYL ALCOHOL	68553	1249818	158419	1664037
290513 SATUR BUTAN-I-01(N-BUTYLALVHL	1286	105583	5142	79140
290514 OTHER SATURATED BUTANOLS	12927	256600	13767	166073
290516 SATUR OCTANOL/ISOMERS THEREOF	228220	3096977	606770	3701397
290517 DODECAN-1-01HEXADECAN/OCTADEC	2042	66121	410	50037
290519 SATUR MONOHYDRIC ALCOHOLS	3724	20059	14337	47518
290522 UNSATUR ACYCLIC TERPENE ALCOHL	7787	98426	995	87677
290529 OTH UNSATUR MONOHYDRIC ALCOHOL	625	10307		5699
290531 ETHYLENE GLYCOL(ETHANEDIOL)MEG	1595773	20690592	2820280	22456818
290532 PROPYLEN GLYCOL(PROPAN-1,2-DIO	158856	1210905	129000	1435171
290539 OTHER, DIOLS	15610	120663	3716	45464
290541 2-ETHYL-2(HYDROXYMETHLY-PROPAN	3438	29069	355	21371
290542 PENTAERYTHRITOL	57783	624794	92284	557095
290543 MANNITOL	7273	119304	4028	107528
290544 D-GLUCITOL (SORBITOL)	5229	38891	6750	35133
290545 GLYCEROL	43817	502167	41728	715755
290549 OTHER,POLUHYDRIC ALCOHOLS	2453	14300	1044	30320
290559 OTHER HALOGENATED, SULPHONATED	1243	21346	752	11761
290611 MENTHOL	5924	351264	48701	353404
290612 CYCLOEXANOL,METHYL/DIMETHYL		4260		4295
290613 STEROLS AND INOSITOLS	566	15305	1958	19533
290619 OTH,CYCLANIC,CYCLENIC CYCLOTER	11787	131660	5112	110814
290621 BENZYL ALCOHOL	3231	64332	10934	67196
290629 OTH,AROMATIC CYCLIC ALCH HALOG	16265	63822	2518	39528
290711 PHENOL(HYDROXYBENZENE)IT SALT	38623	451776	66930	571025
290712 CRESOLS AND THEIR SALTS	1894	10843	2339	6674
290713 OCTYLPHENOL,NONYLPHENOL/ISOMER		2498		2256
290715 NAPHTOLS & THEIR SALTS	650	13757	538	10373
290719 OTHER MONOPHENOLS	1900	30486	2928	19459
290721 RESORCINAL AND ITS SALTS	16	23456	653	14591
290722 HYDROQUINONE (QUINOL)ITS SALT	3545	24351	2724	23631
290723 4,4-ISOPROPYLDENEDIPHENOL/SALT	11340	75472	3553	82319
290729 OTHER, POLYPHENOLS	16402	126662	8050	108099
290819 OTH DERI CON ONL HALOGEN SUBST		14225	74	9906
290891 DINOSEB (ISO)AND ITS SALTS				81
291511 FORMIC ACID	19908	330424	24667	286054
291512 SALTS OF FORMIC ACID	17454	348901	73330	524976
291513 ESTERS OF FORMIC ACID		8478	12	1554
291521 ACETIC ACID	155444	2125081	163780	2369824
291524 ACETIC ANHYDRIDE	1528	1567		
291529 OTH,ACETIC ACIDE & ITS SALTS	5407	69579	3979	65496
291531 ETHYL ACETATE	3729	51260	2470	73451
291532 VINYL ACETATE	127034	1664268	121729	1958305
291533 N-BUTYL ACETATE	1507	13372	3202	9208
291536 DINOSEB (ISO) ACETATE			598	1295
291539 OTHER,ESTERS OF ACETIC ACID	111194	1115039	99112	1407289
291540 MONO/DI/TRICHLOROACETIC ACID-S	633	6205	27	5029
291550 PROPIONIC ACID,ITS SALT/ESTERS	8748	80685	14794	86712
291560 BUTYRIC/VALERIC ACID/SALT/ESTR	12671	294306	26377	265094
291570 STEARIC ACID	21188	192773	5984	153486
291590 OTH SAT ACYCLIC MONOCARBOXYLIC	31666	1137914	98335	902956
291611 UNSATU ACRYLIC ACID/ITS SALTS	15589	150401	16404	163779
291612 UNSATURATE ESTER ACRYLIC ACID	149198	1542481	130645	1747140
291613 UNSATU METHACRYLIC ACID/SALTS	2102	22422	3382	20998
291614 UNSATU ESTER,METHARYLIC ACID	85936	808331	65100	663660
291615 OLEIC,LINOLEIC/LINOLENIC ACID	7	18549	505	11169

Contd.

10.11 Imports by Economic Categories (Detail)

(In Thousand Rupees)

Items	June, 2016	From July, 2015	June, 2015	From July, 2014
291619 OTH UNSAT ACYCLIC M/CARBOX ACID	25697	142946	14975	129186
291620 CYC-LANIC,LENIC LOTEPHENI ACID	12390	141183	6625	108151
291631 BENZOIC ACID,ITS SALTS/ESTERS	24483	248379	33490	253691
291632 BENZOYL PEROXIDE/BENZYL CHLRID	2158	29767	7242	27653
291634 PHENYLACETIC ACID & ITS SALTS		826		1305
291639 OTH,ARMATIC MONOCARBOXYIC ACID	120742	1444754	108975	808801
291711 OXALIC ACID/ITS SALTS/ESTERS	5549	159227	45501	171550
291712 ADIPIC ACID,ITS SALTS/ESTERS	88470	711601	51423	444375
291713 AZELAIC/SEBACIC ACID/SALT/ESTR	7	30035	2956	29432
291714 MALEIC ANHYDRIDE	23317	190407	27935	216457
291719 OTH ACYCLIC POLYCARBOXYL ACID	13666	119844	8535	64445
291720 CYC-LANIC,LENIC LOTERPENC ACID		23421	2632	17300
291732 DIOCTYL ORTHOPHTHALATES		12961	11945	97185
291733 DINONY/DIDECYL ORTHOPHTHALATES		4259	37	3453
291734 OTH ESTERS ORTHOPHTHALIC ACID	32184	184864	17001	217682
291735 PHTHALIC ANHYDRIDE	83027	675354	16865	531672
291736 TERPHTHALIC ACID AND ITS SALTS	805608	3784990	535823	2366273
291737 DIMETHYL TEREPHTHALATE				3
291739 OTH POLYCARBOXYLIC ACIDS/DERIV	66360	333745	2811	551847
291811 LACTIC ACID,ITS SALTS/ESTERS	11317	149407	22732	152011
291812 TARTARIC ACID	6684	75279	4641	66741
291813 SALT & ESTER OF TARTARIC ACID	29	3870	412	1231
291814 CITRIC ACID	197429	1715981	160794	1664062
291815 SALTS & ESTER OF CITRIC ACID	25518	313120	40659	298811
291816 GLUCONIC ACID,SALTS & ESTERS	64377	754083	66190	656432
291818 CHLOROBENZILATE (ISO)				2360
291819 OTH CARBOXYLIC ACID W/ALCOHOL	8940	155045	13684	117152
291821 SALICYLIC ACID AND ITS SALTS	1173	27485	5586	28035
291822 O-ACETYLSALIC ACID/SALT/ESTER	3809	143389	10353	144483
291823 OTH ESTER,SALICYLIC ACID/SALTS		17913	1034	9900
291829 OTH CARBOXYLIC ACID+PHENOL FUN	17105	264468	12528	132565
291830 CARBOXYLIC ACID+ALDEHYDE/KETON	474	72765	7470	96161
291891 2,4,5-T(ISO)(2,4,5-TRICHLOROPH		16532		12451
292990 OTH COMP WITH OTH NITROGN FUNC	24734	269254	34875	272029
293020 THIOCARBAMATE/DITHIOCARBAMATES	105325	684783	108405	1440437
293030 THIURAM MONO-,DI-,TETRASULPHID	1757	3516		38111
293040 METHIONINE	520195	6338527	823626	4807341
293090 OTHER ORGANO-SULPHUR COMPOUNDS	199973	2289461	29071	1767722
293110 TETRAMETHYL LEAD&T-ETHYL LEAD		33338	5659	33776
293120 TRIBUTYL TIN COMPOUNDS		1442		
293190 OTH O-ALKYL&(O-2-(DIALKYL),COMP	97589	990969	23756	895039
293211 TETRAHYDROFURAN	807	8626	63	2932
293212 2-FURALDEHYDE (FURFURALDEHYDE)		34494		39200
293213 FURFURYL ALCOH/TETRAHYDRFURFYL		426		105
293219 OTH COMP UNFUSED FURAN RING	12633	76416	10645	81564
293220 LACTONES	20733	216785	12678	207563
293299 OTH HETEROCYCLIC COMP W/OXYGEN	228518	1858173	71518	1494406
293311 PHENAZONE & ITS DERIVATIVE	890	17521		28818
293319 OTH COMP UNFUSE PYRAZOLE RING	7582	156138	2004	76167
293321 HYDANTOIN AND ITS DERIVATIVES	977	24082		17080
293329 OTH COMP UNFUSE IMIDAZOLE RING	142026	1473474	114981	1383374
293331 PYRIDINE AND ITS SALTS	239	4633	50	8150
293332 PIPERIDINE AND ITS SALTS			830	1503
293333 ALFENTANIAL(INN)(ANILERIDINE)	5157	243614	28564	326780
293339 OTH COMP UNFUSE PYRIDINE RING	320903	3300963	272128	3182318
293349 OTH COMP QUINOLIN/ISO-QUINOLIN	113399	1884862	141401	1998321
293353 ALLOBARBITAL(INN)(AMBARBITAL)	384	4934	912	5572

Contd.

10.11 Imports by Economic Categories (Detail)

(In Thousand Rupees)

Items	June, 2016	From July, 2015	June, 2015	From July, 2014
293354 OTH DERIVATIVES OF MALONYLUREA		738		793
293359 OTH COMP PYRIMIDINE/PIPER RING	298102	3120830	261363	2680075
293361 MALAMINE	42081	583052	38123	482615
293369 OTH COMP UNFUSE TRIAZINE RING	133893	1033949	32166	871978
293371 6-HEXANELACTAM(EPSILON-CAPROL)	846	6371	1811	6263
293379 OTHER LACTAMS	6828	476674	83113	605335
293391 ALPRAZOLAM(INN) CAMAZEPAM(INN)	3934	76803	8283	81297
293399 OTHER HETROCYCLIC COPMOUNDS	196814	2332954	176767	2554485
293410 COMP UNFUSE THIAZOLE RING	41040	382157	35317	315630
293420 COMP BENZOTHIAZOLE RING SYSTEM	8489	83799	13293	112578
293430 COMP PHENOTHIAZINE RING SYSTEM	1948	44365	17321	49781
293491 AMINOREX(INN),BORTIZOLAM(INN)	521	1299	5950	23176
293499 OTHER NUCLEIC ACIDS&SALTS	592122	7478737	420952	5765640
293999 OTH VEGETABLE ALKALOIDS NATURL	63702	403226	24827	334794
294190 OTHER ANTIBIOTICS.	703984	7553327	509648	6704120
310100 ANIMAL/VEG FERTILIZER/PRODUCTS	2182	87786	20342	71803
310210 UREA,WHET OR NOT AQUEOUS SOLUT	1447	1592727	4637	25826505
310221 AMMONIUM SULPHATE	196444	1154036	164730	775844
310229 MIX AMMONIUM SULPHATE/NITRATE	44896	215017	27	323621
310230 AMMONIUM NITRAT,WHET/NOT AQUES	59412	282104	18489	270919
310240 MIXT,AMMONIUM NITRAT/CALC CARB	717	1419		143
310250 SODIUM NITRATE	15717	94453	8426	122774
310260 MIXT,CALCIUM/AMMONIUM NITRATE	305	1394		4114
310280 MIXT UREA/AMMONIUM NITRAT SOLU		6445990		7321525
310290 OTH,MIN/CHEM NETROG FERTILZER	3731	61830	7957	72551
310310 SUPER-PHOSPHATES	63911	481799	40929	155802
310390 OTH,MIN/CHEM FERTILIZE PHOSPHT		6819		3093
310420 POTASSIUM CHLORIDE	50249	657927	33715	743787
310430 POTASSIUM SULPHATE	123804	1690664	89781	1193635
310490 OTH,MIN/CHEM FERTILIZE POTASIC	122823	996045	232378	2234322
310510 MIN/CHEM FERTILIZER >10KG	1248	8749		23410
310520 MIN/CHEM FERTZ ELEM NIT/PHO/PT	35372	373568	31154	262479
310530 DIAMMONIUM HYDROG ORTHO-PHOSPH	2812614	60424726	4250834	52532708
310540 AMMONIUM DIHYDROGEN ORTHO-PHOS	1395	26206	2101	34825
310551 CHEM FERTZ CON NITRAT/PHOS	360	175618		7211
310559 OTH MIN/CHEM FERTZ NITRAT/PHOS	51	930775	1489	574672
310560 MIN/CHEM FERTZ ELEM PHOS/POTAS		5595		13369
310590 OTH MINER/CHEMICAL FERTILIZER	7420	134416	23819	266457
320110 QUEBRACHO EXTRACT	13146	62311	10930	94786
320120 WATTLE EXTRACT	18954	338395	72579	476647
320190 OTH TANNING/EXTRACT VEG/GAMBER	27202	478533	54980	475786
320210 SYN ORGANIC TANNING SUBSTANCE	146882	1631269	126713	1717550
320290 OTH,INORGANIC TANING SUBSTANCE	71701	924522	44869	1094101
320300 COLOUR MATTER,VEG/ANIMAL	2702	66347	6783	60683
320411 DISPERSE DYES/PREP BASE THEROF	230632	3074015	252958	2294381
320412 ACID DYES PREMETALISE/PREP/DYE	150928	1591081	127181	1684556
320413 BASIC DYES/PREP BASE THEREON	62317	890096	66349	838400
320414 DIRECT DYES/PREP BASE THEREON	34410	418920	30799	432234
320415 VAT DYES INCL PIGMENT/PREPARAT	291505	3640079	261479	3007304
320416 REACTIVE DYES PREP BASE THREON	761528	8656700	850231	9262311
320417 PIGMENT PREP BASE THEREON	291990	3006544	271002	2603815
320419 OTH SYN ORGN COLOURING MATTER	133634	1628024	112383	1325427
320420 SYN ORGN PROD USE FLUORESCENT	69147	741435	75183	700334
320490 OTH,SYN ORGN COLOURING MATTER	5033	76261	6181	68423
320500 COLOUR LAKES,PREP AS SPECIFIED	36369	290767	22702	203008
320611 PIGMENT PREP TITANIUM DIOXIDE	584894	5776126	590151	5639153
320619 OTH,PIGMENT/PREP TITANIUM DIOX	13291	120205	4616	94403

Contd.

10.11 Imports by Economic Categories (Detail)

(In Thousand Rupees)

Items	June, 2016	From July, 2015	June, 2015	From July, 2014
320620 PIGMENT/PREP,CHROMIUM COMPOUND	18081	176834	6345	132148
320641 ULTRAMARINE/PEP BASE THEREON	9146	51570	7307	43842
320642 LITHOPONE/OTH PIGMENT/ZINC SUL	2341	41899	695	25098
320649 OTH,COLOURING MATTER PREPARATN	60754	720190	65097	567769
320650 INORGANIC PRO USE LUMINOPHORES	1827	5409	236	2603
320710 PREP PIGMENT/OPACIFIER/COLOURS	10377	163166	21273	214689
320720 VITRIFIABLE ENAMEL/GLAZE/ENGOB	2072	81875	7882	67386
320730 LIQUID LUSTER/SIMILAR PREPARAT	1223	17924	1741	19043
320740 GLASS FRIT/POWDER GRANULE/FLAK	79655	910563	46444	854145
320810 PAINT/VARNISH BASE ON POLYSTER	31529	330644	15724	211095
320820 PAINT/VARNISH,ACRY/VINYL POLYM	52171	536201	40695	410504
320890 OTH PAINT BASED ON POLYAMIDES	192332	1875940	135704	1457121
320910 PAINT/VARNISH ACRY/VINYL POLYM	11145	131172	7394	98529
320990 PAINT/VARNISH,SYN POLYMER/AQS	38627	222128	21236	218964
321000 OTH PAINT & VARNISH FOR LEATHE	12661	182231	5014	188644
321100 PREPARED DRIERS.	23170	192411	21316	173573
321210 STAMPING FOILS	8043	220610	22263	289905
321290 OTH,PIGMENT DISPERSE NON AQUOS	20515	270525	30279	221309
321310 COLOURS IN SETS	3035	53973	4303	49551
321390 OTH COLOUR ARTIST/PAINTERS	693	3726	397	9333
321410 GLAZIERS/GRAFTING PUTTY,RESIN	25235	351122	36525	334296
321490 NON-REFRACTORY SURFACING PREP	49599	493116	47077	345187
321511 ROLLING COATING PRINT INK BLK	55220	489662	47002	429447
340290 OTH ORG SURFAC ACT,WASH/CLEAN	121035	1938866	134300	1716639
340311 PREP TEXTILE/LEATHER/OIL MATRL	35162	460243	21455	415239
340319 LUBRICAT PREP CONT PET/MIN OIL	111780	1491401	92917	1228879
340391 OTH,PREP TEXT/LEATHER/FURSK ML	197355	1918916	145671	1963155
340399 OTH LUBRICAT PREP OIL/GREASE	75691	807126	53791	586067
340420 ART/PREP WAXES,POLYETHEL GLYCL	28907	240507	24439	260076
340600 CANDLES,TAPERS AND THE LIKE	6424	84798	2660	86168
340700 MODELING PASTE ETC RETAIL SALE	9337	94648	4802	58773
350110 CASEIN	5596	32665	2619	60728
350219 OTHER EGG ALBUMIN		5		
350220 MILK ALBUMIN,INCL WHEY PROTEIN		5340		251
350290 OTH ALBUMIN O/T EGG ALBUMIN	51	357	26	48
350300 GELATIN&GELATIN DERIVATIVE	2328	69688	3580	114334
350400 PEPTONEDERV,PROTEIN SUBSTANCE	2535	69947	1887	66620
350510 DEXTRIN,OTH MODIFIED STARCHES	32694	544676	42507	519866
350520 GLUES	1555	46000	7103	117178
350610 PROD SUITABLE USE GLUE/ADHESIV	17787	239833	19887	226106
350691 ADHESIVE/RUBBER/PLASTIC/RESIN	172345	1701030	118425	1365673
350699 OTH PREP GLUE/ADHESIVE	10822	208899	13936	139929
350710 RENNIN AND CONCENTRATE THEREOF		12233	991	5693
360690 OTH FERRO CERIUM/OTH PYROPHORC	6	29	21	3359
370110 X-RAY FILM,PLATE IN FLAT UNEXP	130605	1446133	84775	1112592
370120 INSTANT PRINT FILM UNEXPOSED	378	6904		249
370130 OTH UNEXPOSED PLATE>255MM	105541	896916	45380	620323
370191 O.PL/FILM-COLOUR PHOTOGRAPHY		31		92
370199 OTH PHOTOGRAP/PLAT/FILM/UNEXPS		1814		7786
370210 PHOT-FILM ROLL UNEXPOSE,X-RAY		1613		415
370231 OTH PHOT/FILM ROLL<105MM		43		401
370239 OTH PHOT FILM ROLL ST/UNEXPOSE	15	6050		8168
370242 PHOT FILM W>610MM,L>200M,B/W		321		
370243 PHOT FILM W>610MM,L<200M		59226	4852	85822
370244 PHOT FILMW>105MM BUT<610MM	29280	339013	58336	496206
370298 PHOT FILM ROLL W-NOT.EXC-35MM		187		
370310 PHOT PAPER/BOARD/TEXT W>610MM	396	2203		3532

Contd.

10.11 Imports by Economic Categories (Detail)

(In Thousand Rupees)

Items	June, 2016	From July, 2015	June, 2015	From July, 2014
370320 PHOT PAPER/BOARD/TEXT UNEX/COL	4430	52941	4972	53804
370390 OTH PHOT PAPER/BOARD TEXT UNEX	19396	154957	18785	142934
370400 PHOT PLAT/FILM PAPER/BOARD EXP	6	2225	274	3753
370510 PHOT PLAT/FILM FOR OFFSET REP		286		
370590 OTH PHOT PLAT/FILM		1073		377
370610 CINEMAGRAPHIC FILM EXPO/DEVEL		311	130	4686
370690 OTH CINEMA FILM EXPOSE DEVELOP	888	7384	528	6848
370710 SENSITISING EMULSIONS	12168	123195	7316	93723
370790 OTH CHEM PREP,PHOTOGRAPHIC USE	29626	269619	21756	824239
380110 ARTIFICIAL GRAPHITE	3712	29441	7693	44173
380120 COLLOIDAL/SEMI COLOIDL GRAPHITE	399	1944	141	4963
380130 CARBONEOUS PASTE ELECTRODE	288	5432		6198
380190 OTH,PREP GRAPHITE O/T CARBON	4465	49428	321	19714
380210 ACTIVATED CARBON	22534	217261	26749	208370
380290 OTH ACT CARBON/NAT MINER PROD	7721	141627	14128	110512
380300 TALL OIL WHETHER/NOT REFINED		135		1100
380400 RESIDUAL LYE FROM WOOD PULP NS	30530	309492	27583	196579
380510 GUM,WOOD,SULPHAT TURPENTIN OIL		10286		1782
380590 OTH TERPENIC OIL CONIFER WOOD	5373	277063	502	79432
380610 ROSIN AND ROSIN ACIDS	77654	941200	40541	929394
380620 SALT OF ROSIN/RESIN ACIDS DERV		100896	11078	89292
380630 ESTERS GUMS	9353	106503	6265	112676
380690 OTH,ROSIN,SPIRIT,OIL,RUN GUMS	1835	53694	5451	83961
380700 WOOD TAR/OIL,CREOSOT,NAPHT ETC	1	1		
380850 INSECTICIDE/RODENTICIDE/ETC		8732	1838	5284
380891 OTHER INSECTICIDES	620849	7148810	547793	5948163
380892 FUNGICIDES	132714	2721938	212002	2828436
380893 HERBICID,ANTISPROUTING PRODUCT	206764	5525766	204207	4917766
380894 DISINFECTANTS	37677	378545	30815	267784
380899 PLANT-GROWTH REGULATORS R.O-71	13098	190603	2155	91056
380910 FINISHING AGENT AMYLACOUS SUBS		304		4969
380991 OTH FINISHING AGENT ETC TX ETC	286104	3234989	271082	2854409
380992 OTH FINISHING AGENT DYE CARIER	10868	330241	17536	253792
380993 OTH FINISHING AGENT DYE CARIER	76549	826101	60127	923652
381010 PICKLING PREP METAL SURFACE	84097	386266	20046	329629
381090 OTH PREP FOR METAL SURFACE	8611	584517	52588	397678
381111 ANTI-KNOCK PREP OF LEAD COMP				216
381119 OTHER,ANTI-KNOCK PREPARATIONS	91	88859	349	19613
381121 ADD LUBRICATE,PET OIL BIT MINE	700088	5519543	625379	5091703
381129 OTH ADDITIVE LUBRICATING OIL	44614	922708	29719	1389707
381190 OTH PREP ADDITIVE FOR LIQU USE	80284	2095695	101206	2000460
381210 PREPARED RUBBER ACCELERATORS	19383	223039	18282	176388
381220 COMPOUND PLASTICIZER RUB PL	2507	20706	832	11289
381230 ANTI-OXIDISING PREPAR & COMPOU	121149	1350197	126439	1025582
381300 PREP/CHARG FIRE-EXTINGUISHERS	1704	53419	5371	61249
381400 ORGAN COMP SOLVENT/THINNER NES	26314	331848	19481	421694
381511 SUPORTED CATALYST WITH NI/COMP	2053	202941	21769	134133
381512 SUPORTED CATALYST WITH PR/METL		174783	375627	1384158
381519 OTHER,SUPPORTED CATALYSTS	36961	351016	100872	704708
381600 REFRACTORY CEMENT,MORTARS,CONS	47835	704006	39138	497170
381700 MIXE ALKYL-BENZEN&MIX AL-NAPHT	514215	7069273	856893	9058109
381800 CHEM ELEMENT/COMP DOP-ELECTRON	267	2394	235	2578
381900 HYDRALIC BRAKE FLUIDS/LIQUIDS	17684	154092	13351	116827
382000 ANTI-FREEZING PREP/DEICE FLUID	17545	207817	17526	145755
382100 PREP CULTURE MEDIA MICRO-ORGAN	8108	107743	5928	75908
382200 DIAGNOSTIC/LAB REAGENTS/PR-DIA	826834	6883583	613222	5971093
382311 STEARIC ACID	61321	316274	22983	289920

Contd.

10.11 Imports by Economic Categories (Detail)

(In Thousand Rupees)

Items	June, 2016	From July, 2015	June, 2015	From July, 2014
382312 OLEIC (OLIVE) ACID	1797	31351	3207	36396
382313 TALL OIL FATTY ACIDS	3165	22016	909	18335
382319 OTH INDUS MONOCARBOXYLIC F.ACI	264655	3585819	268172	3358903
382370 INDUSTRIAL FATTY ALCOHOLS	8775	188644	6828	167708
382410 PREP BINDER FOUNDRY MOUL CORES	13935	110751	13553	132206
382440 PREPARED ADDITIVES FOR CEMENT	73763	576680	41746	323538
382450 NON-REFRACTORY MORTAR CONCRETE	708	36605	1570	34395
382460 SORBITOL O/TH SUB-H-NO.2905.44	48959	574431	47325	667745
382475 MIX CON CARBON TETRACHLORIDE				2
382478 CON (PFCs)/(HFCs)BUT NOT(CFCs)	18023	138044	8634	54495
382479 OTH MIX CON HALOGE DER OF METH	2668	109145	22849	199423
382490 OTH,CHEMICAL PRODUCT/PREPARA	1667439	18351963	1970195	21670742
382549 OTH WASTE ORGANIC SOLVANTS		99		25
382590 OTH RESIDUAL OF CEHM.INDUSTRY	1190	14417		1990
382600 BIODIESE&MIXTURE 70%WT-PET-OIL		504		
390110 POLYETHYLENE SP GRAVITY<0.94	2966850	31005303	2554090	29963092
390120 POLYETHYLENE SP.GRAVITY>0.94	2029501	28728142	1673269	23760002
390130 ETHYLENE-VINYL ACETATE COPLMER	108942	1816091	264507	2447663
390190 OTH POLYMER OF ETHYLENE P.FORM	405590	3057675	250964	2561733
390210 POLYPROPYLENE	3262047	40993979	3715389	42935043
390220 POLYISOBUTYLENE	7809	45362		66726
390230 PROPYLENE COPOLYMERS	1094645	12062382	1035649	11915767
390290 OTHER OLEFINS IN PRIMARY FORMS	28018	257698	31548	305771
390311 POLYSTYRENE EXPANSIBLE	6956	148409	9892	128693
390319 OTHER POLYSTYRENE	44998	431686	106786	632317
390320 STYRENE-ACRYLONITRILE COPOLYMR	8222	262284	32310	327299
390330 ACRYLONITRILE-BUTADINE-STYRENE	317737	2873626	239224	3028267
390390 OTH POLYMERS OF STYRENE,P-FORM	27268	177366	26447	190915
390410 POLYVINYL CHLORIDE,UNMIX SUBST	695706	6049363	376632	3849043
390421 OTH POLYVINYL CHLORIDE,NON-PLA	13959	54123	8302	103579
390422 OTH POLYVINYL CHLORIDE PLASTIC	35808	360042	38454	308543
390430 VINYL CHLORIDE VINYL ACETATE	2064	49495	5160	43468
390440 OTH VINYL CHLORIDE COPOLYMERS	3122	89578	10570	87515
390461 POLYTETRALUOROETHYLENE		3661	283	1187
390469 OTHER, FLUORO-POLYMERS	4572	27229	296	13761
390490 OTH POLYMERS OF VINYL CHLORIDE	135	20576	751	14181
390512 POLYVINYL ACETATE AQUE DISPERS	4485	60453	6156	56428
390519 OTH POLYVINYL ACETATE (PVA)	3860	38877	5663	61721
390521 VINYL ACETATE COPOLYMERS AQUEO	43842	534928	41897	526161
390529 OTH VINYL ACETATE COPOLYMERS	9434	176707	10565	152182
390530 POLYVINYL ALCOHOL W/N CON UNHY	135087	2198280	182554	2058789
390591 COPOLYMERS	1075	23583	2374	16659
390599 POLYMERS OF OTHER VINYL ESTERS	38287	396112	38842	356326
390610 POLYMETHYL METHACRYLATE	11559	197350	28188	208852
390690 OTHER,ACRYLIC POLYMERS P/FORMS	291184	4539991	333851	4215795
390710 POLYACETALS	8621	220770	15658	192449
390720 OTHER POLYETHERS	813422	9588018	1042867	11672978
390730 EPOXIDE RESINS	118903	1320811	91259	874698
390740 POLYCARBONATES	122542	1190168	59624	1136534
390750 ALKYD RESINS	33650	242894	69167	311864
390760 POLYETHYLENE TEREPHTHACATE(PET)	221889	3307584	234070	4376280
390770 POLY(LACTIC ACID)	7295	36112	8856	51248
390791 OTHER POLYESTERS, UNSATURATED	2951	42975	2851	43154
390799 OTH POLYESTERS IN PRIMARY FORMS	50453	543103	45536	440861
390810 POLYAMIDE-6,-11,-12,-6,6,-6,10	41312	296806	8644	228306
390890 OTH POLYAMIDE IN PRIMAR FORM	79656	474320	48900	422701
390910 UREA RESINS, THIOUREA RESINS	5633	29888	2464	48852

Contd.

10.11 Imports by Economic Categories (Detail)

(In Thousand Rupees)

Items	June, 2016	From July, 2015	June, 2015	From July, 2014
390920 MALAMINE RESINS	21631	271251	21803	198352
390930 OTHER AMINO-RESINS	116811	287735	220	8757
390940 PHENOLIC RESINS	15332	298367	23218	305619
390950 POLYURETHANES	233592	2650427	193848	2430669
391000 SILICONES IN PRIMARY FORMS.	370956	3779799	298266	3217212
391110 PETROL/COUMARONE,INDENE RESINS	41677	272775	15009	145584
391190 OTH,POLYSULPHIDE,SULPHONE/PLAS	15439	152456	12705	134343
391211 CELLULOSE ACETATES,NON-PLASTI		1531		
391212 CELLULOSE ACETATES,PLASTICISED		2883		480
391220 CELLULOSE NITRATES(INCL COLLO)	86077	801343	83597	772475
391231 CARBOXYMETHYL CELLULOSE & SALT	136601	1277531	138413	1658119
391239 OTHER CELLULOSE ETHERS	152513	1870864	157703	1572996
391290 OTH CELLULOSE & CHEM DERIVATIV	31269	458225	30511	421307
391310 ALGINIC ACID,ITS SALTS & ESTER	184684	1715565	136248	1868111
391390 OTH NATURAL POLYMERS/MODIFI	45905	385838	35401	404354
391400 ION-EXCHANGERS BASED ON POLYMR	12567	305818	9577	318436
391510 WASTE,ETC OF ETHLY/POLYM/PLAST	96	26466	8665	23516
391520 WASTE,ETC OF STYRENE/POLY/PLAS				40417
391530 WASTEETC OF VINYL-CHLORIDE/PL	23191	264329	63674	827248
391590 WASTE,ETC PLASTIC/PARING	16651	424026	25706	498295
391610 MONOFILAMENT D>1MM RD/ST/PROFI	4153	17432		16874
391620 MONOFILAMENT D>1MM-PL PO VICHL	1166	34747	7506	59221
391690 OTH MONOFIL D>1MM PLASTIC-TOH	19370	198155	14788	143735
391710 ARTIFI GUTS OF HARDEN PROTEIN		9143	4351	13909
391721 TUBE,PIPE HOSES,RIGID,OF POLYM	13210	150031	3957	126357
391722 TUBE,PIPE HOSES,POLYMER OF PRO	8234	138058	943	76916
391723 TUBE,PIPE ETC OF POLYMER VINYL	13593	245691	9552	256440
391729 TUBE,PIPE HOSE,RIGID,OTH PLAST	82288	552406	8893	126824
391731 FLEXIBLE TUBE,PIPE B-PRE27.6MP	14974	144445	15069	175830
391732 OTH,TUBE,PIPE HOSE W/OUT FITNG	1684	16906	1490	16891
391733 OTH TUBE,PIPE NOT REINFORCED	899	55224	170	14873
391739 OTHER TUBES,PIPES AND HOSES,	92254	1300891	90149	892663
391890 FLOOR COVERING OF OTH PLASTICS	22089	158813	21540	196354
391910 SELF ADHESIVE PLAT,ETC W<20CM	128919	1422556	110339	1297494
391990 OTH,SELF-ADHESIV PLATE,W>20CM	425317	4091281	451613	3599175
392010 OTH PLATES,ETC PLASNON-CELULAR	167377	1823359	162694	1804061
392020 OTH PLATE,ETC PLAST NOT REINFO	160416	1677573	111150	1465966
392030 OTH PLATE,SHEET,ETC OF PLASTIC	68691	344914	43095	301496
392043 OTH PLATE,MAT OF VINYL CHLORID	73864	560070	50434	364677
392049 OTH PLAT,ETC VINYL CHLORID FLX	123475	1177067	116427	1292010
392051 OTH PLATE,ETC ACRYLIC POLYMERS	10275	60351	328	66709
392059 OTH PLAT,ETC OTH ACRYLPOLYEER	4540	83233	2518	34786
392061 POLY CARBONATE IN PLATE, ETC	1199	35504	1595	23111
392062 OTH PLATE ETC POLY(ETH TEREPH)	61760	376041	53102	331521
392063 OTH PLATE ETC UNSAT-POLYESTERS	10403	138005	10832	233206
392069 OTH PLATES ETC OF OTH POLYESTR	25182	181401	15252	95052
392071 OTH PLAT ETC PLAS OF REG CELUL	2789	9600		9152
392073 OTH PLATETC PLASTIC NON CELLU		726		130
392079 OTH PLAT ETC-PLAS OF CEL DERIV		224		207
392091 OTH PLATETC PLAS OF PO BUTRAL	1577	25940	6782	36659
392092 OTH PLAT ETC-PLAS OF POLYAMIDE	3331	19694		21474
392093 OTH PLAT ETC-PLAS OF AMINO-RES				311
392094 OTH PLAT ETC-PLAS OF PHENOESN	63	20869	119	19037
392099 OTH PLAT ETC-PLAS OF OTH PLAST	29036	527647	56110	595992
392111 PLATES ETC OF PLAS POLY/STYREN	1425	17083	359	16326
392112 PLAT ETC PLASTIC CEL P-VIN-CHL	137999	1137926	77929	645379
392113 PLAT ETC PLA CEL OF POLUURETHA	76012	764956	61103	948842

Contd.

10.11 Imports by Economic Categories (Detail)

(In Thousand Rupees)

Items	June, 2016	From July, 2015	June, 2015	From July, 2014
392114 PLAT ETC PLA CEL OF REGERATED		17882	4047	17112
392119 FLAT SHET ETC PLA CEL OTH PLAS	26248	255629	17440	266069
392690 OTH, ARTICLES OF PLASTICS	421633	4176573	340006	3880341
400110 NATURAL RUBBER LATEX	148224	2130960	217945	2420419
400121 SMOKED SHEETS	31968	1064606	32546	1318961
400122 TECH SPECIFIED NATURAL RUBBER	273269	2642207	179174	1742866
400129 OTHER NATURAL RUBBER	20987	248748	19786	210316
400130 BALATA,GUTTA-PARCHA,CHICLE ETC		17		
400211 STYRENE-BUTADIENE RUBBER LATEX	60232	1200492	133437	1365239
400219 STYREN BUTADIEN RUBER CARBXyla	336614	3480076	298638	3997659
400220 BUTADIENE RUBBER (BR)	28080	182517	31421	207208
400231 ISOBUTENE-ISOPRENE RUBBER(IIR)	161353	1458765	161343	1421991
400239 OTH,HALO-ISOBUTENE-ISOPRENE RU	87	127746	527	120150
400241 CHLOROPRENE RUBBER LATEX (CR),		1259		424
400249 CHLOROPRENE RUBBER O/THAN LATX	47998	569654	39893	443660
400251 ACRYL BUTADIENE RUBBER LATEX	4	1566	1366	1638
400259 ACRY BUTAD RUBBER O/THAN LATEX	51796	597062	53899	591677
400260 ISOPRENE RUBBER (IR)		5258		
400270 ETHYL PROPLENE-NON-CONJUGATED	16540	226054	31805	235045
400291 OTH SYNTHETIC RUBBER FACTICE	89	4438		1089
400299 OTH SYN RUBBER FACTICE D/F OIL	25956	225659	20795	223127
400300 RECLAIMED RUBBER PRIMARY FORM	34902	288751	26722	344626
400400 WASTE,PAROMGS&SCRAP O/TH H-RUB	47778	791575	77257	1149240
400510 COMP WITH CARBON BLACK OR SILI	55993	431374	16810	142535
400520 SOLUTION/DISPERS O/T H-4005.10		1896	107	383
400591 PLATE,SHEET STRIP UN-VUL RUBER	2414	15089	2444	12624
400599 OTHER COMPOUNDED RUBBER	8730	200644	26073	247254
400610 CAMEL-BACK STRIP RETR RUB TYR		211		
400690 OTH FORM&ARTIC UNVULCAN RUBBER		5712	393	51895
400700 UNVULCA RUBBER THREAD & CORD	19207	257258	22338	203294
400811 PLATE,SHEET ETC CELLU VULC RUB	10803	83221	5295	71946
400819 RODS&OTH FORMS OF CEL.VULC RUB	2956	14873	3719	16581
400821 PLAT,SHET N-CELU VULCANI RUBER	37626	395675	56984	601385
400829 RODS&OTH FORM OF N/CEL VUL RUB	2441	47589	6312	65464
400911 TUBE,PIPE OF RUBBER W/O.FITING	50923	445591	36169	341663
400912 TUBE,PIPE OF RUBER WITH FITING	4949	43590	3310	25731
400921 TUBE,PIPE OF RUB W/O.METL.FIT	1431	64493	1193	39423
400922 TUBE,PIPE OF RUB WITH METL.FIT	2635	13631	1857	15909
400931 TUBE,PIPE RUB W/O TEX.METL.FIT	11835	194816	6802	128018
400932 TUBE,PIPE RUB W/TEX.METL.FIT	112	54844	1350	25521
400941 TUBE,PIPE RUB W/O OTH.METL.FIT	11210	71107	5703	55044
401700 HARD RUBER IN ALL FORMS/ARTICL	1477	16362	542	13845
410120 W.HID&SKIN BOV.WT8-10KG.UN.SPL		5523		42784
410150 WHOLE,HIDE/SK BOV ANI F>16 KG	20999	456732	60195	701117
410190 OTH HIDES INCL BUTT,BEND&BELIE			2164	8583
410210 RAW SKINS OF SHEEP/LAMB W/WOOL	106597	1935120	163954	3485427
410221 RAW SK SHEP/LAM W-OUT WOOL PKD	9941	229141	19116	340617
410229 OTH RAW SK SHEP/LAM W/OUT WOOL	4815	133495	12659	247847
410320 RAW HIDES & SKINS OF REPTILES				5217
410390 OTH,HID/SK FRE SALTED,DRIED,LA	53210	635715	51276	1010382
410411 HIDE/SKIN FULL GRAIN UNSPLIT	3304	31297	525	31565
410419 OTH HIDE,SKIN WET STATE	22159	458648		155506
410441 HIDE,SKIN FULL GRAIN DRY STATE				23193
410449 OTHER HIDES DRY STATE(CRUST)	3139	14726	682	44600
410510 WET BLUE LAMB,SHEEP SKIN	131526	748228	33752	1226875
410530 SHEEP/LAMB SKIN NO WOOL CRUST		880		14667
410621 GOAT/KID SKIN WET BLUE	41329	391482	54189	682116

Contd.

10.11 Imports by Economic Categories (Detail)

(In Thousand Rupees)

Items	June, 2016	From July, 2015	June, 2015	From July, 2014
410622 GOAT/KID SKIN CRUST		92279	3235	165217
410691 OTH WET BLUE SKINS		3268		34
410692 OTH SKINS DRY STATE CRUST		1630		3629
410711 WHOLE HIDE SKIN FULL GRAIN BOV	188	3622		3057
410712 WHOLE HIDE/SKIN GRAIN SPLIT BV	359	15476	4233	22149
410719 OTH WHOLE HIDE/SKIN BOV ANIMAL	34373	700390	30241	790063
410791 OTH HIDE INCL SIDES FULL GRAIN		841		332
410792 OTH HIDE INCL SIDE GRAIN SPLIT	428	4982		16169
410799 OTH LEATHER FURTHER PREPARED	9874	200138	15511	142719
411200 PREPARED LEATHER SHEEP/LAMB	103	38855	2686	74594
411310 LEATHER PREP.AFTER TANN GOAT		57418	2443	158155
411390 OTH LEA FURTHER PREP.AFTR TANE		37307	23052	72269
411410 CHOMIS LEATHER		45		168
411420 PATENT LAMINATED METALIS LEATH		660	89	15925
411510 COMP. LEATHER WITH BASIS LEATH	9946	89431	25305	140221
411520 PARINGS, OTH WASTE OF LEATHER		8688		11201
420600 ARTI OF GUT OF BLADER/ TENDONS		2		
430219 OTH,FURSKINS,WHOLE,W&W/OUT H&T	5478	52152	4525	38200
430220 HEAD,TAILS,PAWS&OTHER CUTTINGS				846
440110 FUEL WOOD,IN LOGS,BILLETS ETC				193
440122 WOOD IN CHIPS OR PART NON-CON			519	519
440310 WOOD TRET WITH PAINT,STAIN ETC	202	20810	10068	69262
440320 OTH,CONIFEROUS SPECIES ROUGH	23527	319248	34242	231050
440349 OTH,WOOD,NON-CONF SPECIES ROUG	11767	364338	43338	333903
440391 OTH WOOD OAK LOGS NON-CONFIFER		14969		443
440399 WOOD OF OTHER NON-CONF SPECIES	171907	2714887	241637	1165884
440410 CONIFEROUS	8323	84110	3624	74313
440420 NON-CONIFEROUS	157	3113		5
440799 OTH WOOD NON-CONF.SPECIES	163953	1974260	147336	1863914
440810 CONIFEROUS SHEET FOR VENEERING	13067	98499	8763	91758
440831 VENEER/DARK RED MERANTI SHEETS		1521		2907
440839 OTH VENEER SHEET/TROPICAL WOOD	10886	85098	8132	66574
440929 OTHER NON-CONIFEROUS WOOD	460	2173	259	2496
441011 PARTICLE BOARD OF WOOD	16001	130482	4096	141591
441012 ORENTED STRAND BOARB UN-WORKED	3123	10230	3	9438
441019 OTH P-BOARD OF LIGNEOUS MATERI	991	2114	36	551
441090 OTH P-BOARD NOT AGGLOM W-RESIN	590	9446	505	26080
441112 MEDIUM DENSITY BOARD (MDF)	106814	1723999	183325	1362249
441113 (MDF)THICKNESS 5MM TO 9MM	18305	354802	35714	306116
441114 (MDF)THICKNESS EXCEEDING - 9MM	156867	1705311	111063	1374285
441192 OTH (MDF)DENSITY EXC 0.8 g/cm3		7060	199	361
441193 OTH (MDF)DENSITY 0.5-0.8g/cm3	120721	1745336	84213	1363921
441194 OTH (MDF)DENSITY NOT> 0.5g/cm3	1097	9982	279	14234
441210 P-WOOD,VENEER PANELS OF BAMBOO		1618		228
441231 OTH P-WOOD OF WOOD SHEET -6MM		2503		
441232 OT P-W OUTER PLY NON-CONIFE-WD	46554	508387	35428	311059
441239 OTH PW CONSIST OF WD SHEET-6MM	12764	160368	11813	134673
441294 OTH BLOCKBOARD,LAMINATED&BATEN		7821	1288	9496
441299 OTH PW CONSIST OF WOOD SHEET	1684	42327	172	6705
441400 WOODEN FRAMES FOR PAINTINGS	2090	12497	1632	9526
441510 CASES,BOXES,CRATES,SIM/PACKING	253	7650	644	41070
441520 BOX PALLETS& OTHER LOAD BOARD	977	13290	20	13872
442190 OTHER,ARTICLES OF WOOD	32786	183200	24889	178906
450110 NATURAL CORK,RAW/SIMPLY PREPAR		3353		6531
450190 WASTE CORK,CRUSHED,GRANULATED	1059	5378	208	7858
450310 CORKS AND STOPPERS		32		87
450390 OTHER ARTICLE OF NATURAL CORK	33	1089		62

Contd.

10.11 Imports by Economic Categories (Detail)

(In Thousand Rupees)

Items	June, 2016	From July, 2015	June, 2015	From July, 2014
450410 BLOCK PLATE SHEET,STRIP CORK	5284	36066	4645	21295
460290 OTH BASKET/WICKERWORK/LOOFAH	543	7723	672	6394
470100 MECHANICAL WOOD PULP	90997	483445	33464	506741
470200 CHEM WOODPULP,DISSOLVING GRADE		61982	5369	104110
470311 CHEM WOODPULP UNBLECHED CONIFE	32136	851686	95875	688629
470319 CHEM WOODPULP UNBLE NON CONIFE		66993		4147
470321 CHEM WOODPULPSEMIBLEACH/BLEACH	248924	3634888	267411	3522559
470329 OTH CHEMWOODPULP BLE/SEMI-BLEH	266371	3504911	618613	3449578
470421 CHEM WOODPULP,S-BLE/BLE CONIFE				1
470429 CHE W-PULP,S-BLE/BLE NON-CONIF	6817	243409	40234	258105
470500 SEMI-CHEMICAL WOOD PULP	56784	977885	124850	992824
470610 COTTON LINTERS PULP		12		
470620 PULP OF FIBRES DERI FROM W-SCR	101	55330		49637
470630 OTH PULP FROM WASTE OF BAMBOO		9015		
470691 PULP OTHER CELL MATERIAL MECH	61	120		71
470693 PULP OBTAIN.COMBIN OF CHE/MECH		397		
470710 UN-BLEACHED KRAFT PAPER	10989	44452	8295	190838
470720 RECOVERED PAPER/PAPER BOARD BL		7247		97
470730 PAPER/PAPERBOARD MACHINE PULP	2960	19045		21136
470790 WASTE & SCRAP OF OTHER PAPER	173786	2127211	187324	2134360
480100 NEWSPRINT,IN ROLLS OR SHEETS	427462	5882712	662407	6164571
480210 HAND-MADE PAPER & PAPERBOARD	413	3394		787
480220 PAPER/P-BOARD PHOTO-SENSITIVE	61	4426	6	7268
480240 WALL PAPER BASE	262	263		76
480254 OTH PAPER & PAPERBOARD<40G/SQM	13488	85630	3483	78916
480255 OTH PAPER&PAPERBOARD>40-G/SQM	226988	3056702	351253	3046306
480256 OTH PAPER&PAPERBOARD IN SHEETS	4308	66553	12896	704755
480257 OTH PAPER WT 40-150 G/M2	20408	233582	2359	418676
480258 PAPER & BOARD WT>150G/M2	28308	634635	86317	717468
480261 OTH PAPER&PAPERBOARD IN ROLLS	100	4573	1380	2012
480262 OTH PAPER&PAPER BOARD IN SHEET	260132	3686507	317709	2560823
480269 OTH U-C CARBONISING BASE PAPER	62759	78899	2783	19070
480300 TOILET FACIAC TISSUE/TOWEL ETC	13649	329001	21705	281571
480411 KRAFTINER UN COATED UN-BLEACH	186982	1808112	157747	1468140
480419 OTH KRAFTLINER UNCOAT ROL/SHET	94216	860933	106622	894641
480421 SACK KRAFT PAPER,UNBLEACHED	683230	5299269	391818	4941476
480429 OTH SACK KRAFT PAP UN-COT RISH		5881	9698	36202
480431 OTH KRAFT P1BORD WT150G/SQMUNB	48828	550181	36464	360159
480439 OTH UNC K-P/BORD WT150G/SQMUB	14557	182057	21019	258106
480441 OTH KR.P/BORD W>150G<2259-UNBL	143	9190		221
480442 OTH KRAFT 150-225G BLECH	837	19671	2	21628
480449 OTH KRAFT PAPER IN ROCC/SEETS		6	31	3349
480451 OTH KRAFT PAPER 225G ON BLEACH	258	8469		5491
480459 OTH KRAFT PAPER IN ROLL 225G	15941	143733	14984	105478
480511 SEMI-CHEMICAL FLOUTING PAPER	6784	332183	20151	142375
480512 STRAW FLUTING PAPER		1077		99
480519 OTHER FLUTING PAPER	621	288450	27	393952
480524 TESTLINER BD WT150G/M2 OR LESS	5916	98694	50339	186299
480525 TESTLINER BOARD WT>150 G/M2	18323	139346	13879	185798
480530 WRAPPING PAPER,UNCOAT	2374	215179	47507	341835
480540 FILTER PAPER/PAPERBOARD,UNCOAT	5329	32923	596	19024
480550 FELT PAPER/PAPERBOARD,UNCOATED		13		80
480591 OTH P&P/ BOARD<150G UNCOATED	46009	369115	29760	296470
480592 OTH P&P/BOARD 150-225G UNCOAT	16609	128734	21956	180937
480593 OTH P & P BOARD<225G UNCOATED	15901	232809	12016	171748
480610 VEGETABLE PARCHMENT PAPER	57	15723	3788	11347
480620 GREASEPROOF PAPERS	6135	32840	3032	21494

Contd.

10.11 Imports by Economic Categories (Detail)

(In Thousand Rupees)

Items	June, 2016	From July, 2015	June, 2015	From July, 2014
480630 TRACING PAPERS		28999	1246	28586
480640 CLASSINE/GLAZED TRANSPA PAPER	9832	128569	16092	140670
480700 COMPOSITE P/BOARD STICKING FLA	78	50646	44	55934
480810 CORRUGATED P&P/BOARD PERFORTE				749
480840 SACK KRAFT PAPER CREPED/EMBOSD	424	3729		7132
480890 OTH PAPER,CREPED/EMBOSSD/PERF	3618	51657	2225	44210
480920 SELF COPY PAPER	20663	429572	26516	422869
480990 OTH COPYING / TRANSFER PAPERS	3084	33561	1392	43474
481013 P&P/BOARD FOR WRITING/PRINTING	106537	1814354	140137	1376133
481014 P&P/B IN SHEET 1-SIDE<435/297M	1825	19900	399	2302
481019 OTH PAPER&PAPERBOARD IN SHEET	48704	672320	55795	666600
481022 LIGHT WEIGHT COATED PAPER	1272	26455	12085	28020
481029 OTH LIGHT WEIGHT COATED PAPER	251620	3028827	171204	3487009
481031 KRAFT PAPER&BOARD WT 150G/M2	4563	13171		1201
481032 KRAFT PAPER&P/BOARD WT>150G/M2	5435	43608		47505
481039 OTH KRAFT PAPER&P/BOARD BLEACH	1050	9404	1037	9924
481092 OTH PAPER&P/BOARD MULTI-PLY	1113461	12057590	1105025	10956042
481099 OTH PAPER&P/BOARD COATED	28508	305820	39	294270
481110 P&P/BOARD,TARRED,BITUMINISED		80	2	6515
481141 GUMMED ADHESIVE PAPER & BOARD	205449	2371923	215008	1525483
481149 OTH GUMMED/ADHESIVE P&P/BOARD	12846	236585	11890	228052
481151 PAPER&PAPER BOARD PLASTIC COAT	539	1232		197
481159 OTH P&P/BOARD PLASIC COAT.	469654	3121771	384003	3179401
481160 P&P/BOARD COATED WAX COVERED.	51428	696610	84362	631970
481190 OTH P&P/B CELLULOSE WADDING	146090	1826577	151842	1630879
481320 CIGRETTE PAPER IN ROLL WTH SCM	23454	600700	59878	713239
481390 OTH CIGARET PAPER,BOOKLET/TUBE	15973	596273	51688	739632
481420 WALL PAPER COVERD WITH GRANITE	27945	255390	18497	165349
491199 OTHER, PRINTED MATTER	31925	413068	48619	685440
500100 SILK-WORM COCOONS FOR REELING		952		1637
500200 RAW SILK (NOT THROWN)	10699	217059	21961	127170
500300 SILK WASTE, YARN WASTE&G-STOCK		2899		2595
500400 SILK YARN,NOT RETAIL SALE	54096	457707	53975	365305
500500 YARN SPUN FROM SILK,WASTE NRS	41868	594325	68974	584020
500790 OTHER SILK FABRICS	311196	2430132	221894	2512176
510111 SHON WOOL GREASY	2627	20738	3785	14967
510119 OTHER GREASY FLEECE WSHED WOOL	53279	542533	78796	542981
510121 SHORN WOOL, DEGREASED		17479		7200
510129 OTHER DEGREASED WOOL NOT CORBO	2419	18431		34113
510130 CARBONISED WOOL	18515	144193	12280	112084
510219 OTH FINE ANIMAL HAIR KASHMIR		30		10081
510220 COARSE ANIMAL HAIR				788
510510 CARDED WOOL	981	4430	1385	2885
510529 OTHER WOOLTOPS&COMBED WOOL		47581		26571
510531 FINE ANIMAL HAIR,CARDED/COMBED		1615		19723
510539 OTH F-ANIMAL HAIR,CARD/COMBED	1085	17670		65
510610 YARN OF CARDED WOOL 85% WT WOL	40476	323771	18154	309177
510620 YARN OF CARDED WOOL<85% W WOL	12186	203111	16876	211844
510710 YARN OF COMBED WOOL-WOOL=>85%	24372	67859	5996	69572
510720 YARN OF COMBED WOOL-WEIGHT<85%		16023		26279
510910 YARN OF WOOL /ANIMAL HAIR 85%>		2156	937	3654
510990 OTH YARN OF WOOL / ANIMAL HAIR		3239		
520100 COTTON, NOT CARDED OR COMBED.	3488416	78468969	3655229	34879741
520210 YARN WASTE(INCL.THREAD WASTE)	377	18131	642	26082
520291 GARNETTED STOCK	803	4216		
520299 OTHER COTTON WASTE	16043	223926	16833	215346
520300 COTTON, CARDED OR COMBED.	66	377		7575

Contd.

10.11 Imports by Economic Categories (Detail)

(In Thousand Rupees)

Items	June, 2016	From July, 2015	June, 2015	From July, 2014
520411 COTTON SEWING THREAD 85%/MORE	31	1522		202
520419 OTH COTTON SEWING THREAD 85%>	892	15930	371	5821
520420 COTTON SEWING THREAD,RETL SALE		5473		1284
520511 SIN.COT.YAR.U.COM.FIB.D-714.29	5073	244511	36975	335476
520512 S-COT.YARN UCF.D-232.56-714.29	62804	707206	36545	705077
520513 S-COT.YARN UCF.D-192.31-232.56	42242	1280625	397	161925
520514 S-C. YARN UCF D-125.00-193.31.	15044	227417	1631	56511
520515 S/C YARN UCF.D< 125.00-193.31.		60718		53296
520521 S/C YARN COM.FIB D-714.29/MORE	43811	90463		3723
520522 S/C YARN LF.DX.232.56-714.29	4758	491215		562106
520523 S/C.YARN LF.DX.192.31-232.56	10087	84086		22956
520524 S/C YARN COM.FIB.125-192.31-DX	175119	868262	4998	55751
520526 S/C YARN LF. DX. 106.30-125.	4798	23486		278535
520527 S/C YARN COM.FIB.106-36-125-DX	235985	2381396	306544	2781408
520528 S/C YARN COMBED FIB.< 83.33-DX	82685	2176575	124910	2907004
520531 MUL/CAB.C/Y.ULF.>714.29DECITEX	42674	254631	70490	156849
520532 MUL/CAB C/Y ULF.232.56-714.29D		12096		15216
520535 MUL/CAB.C/Y UN.COM.FIB<125.DX.	46080	172079		244280
520541 MUL/CAB.C/Y COM.FIB>714.29DX	2	2		
520542 MUL/CAB.C/Y CF.232.56-714.29DX	5450	61374	13956	114783
520543 MUL/CAB.C/Y CF.129.31-232.56DX		699		103
520544 MUL/CAB.C/Y C.FIB-125-192.31DX		117		6477
520547 MUL/CAB C.Y CF.83.33-106-38 DX		30484		4536
520548 MUL/CAB.C/Y COM.FIB.< 83.33.DX		44661	1414	69674
520611 S/C YARN UN COM. FIB>714.29 DX	592	81307	5276	128914
520612 S/C YARN UN.COM. FIB.<71429.DX	2590	90266	17332	99154
520613 S/C.YARN UN.COM.FIB.<832.56DX.		357		
520614 S/C YARN UN.COM.FIB.<192.31DX		143		
520615 S/C YARN UN.COM. FIB.<125DX.				969
520622 S/C YARN COMBED FIB.<714.29DX		85	356	933
520624 S/C YARN COMBED FIB< 192.31DX		9826	2692	2692
520625 S/C YARN COMBED FIB<125 DX		4776	4776	13244
520631 MUL/CAB C/Y UNF >14.29 DX	1203	1203		
520632 MUL/CAB C/Y UCF<D714.29,232.56		166		
520635 MUL/CAB C/Y UN-COM F/B<125DX		7186		10290
520645 MUL/CAB C/Y COM FIB<125DX		107		
520710 C/Y CON>85 % WT OF COT PER-SAL	16	1343		1149
521225 OTH W-FAB COT PRINTED>200G/SQM	12	1280	535	2291
530121 FLAX,BROKEN OR SCUTCHED N-SPUN				33087
530129 OTH, FLAX,HACKLED NOT SPUN	7988	146939	5509	156612
530130 FLAX TOW AND WASTE INCLY-WASTE		352		
530290 OTH,TRUE,HEMP RAW,PROSS N-SPUN		1		
530310 JUTE/OTH TEXT BAST FIB RAW/RET	368893	3320688	417951	4275485
530390 OTH, WASTE OF JUTE&TEXTILE FIB		5573		47367
530500 COCONUT,ABACA RAMIE,RAW/PROCE	2970	137853	23593	171142
530610 SINGLE FLAX YARN	17856	61038	446	81252
530620 MULTIPLE OR CABLED YARN		1119		2838
530710 SINGLE,YARN OF JUTE OR OTH FIB	21350	332043	7789	83594
530720 MULTIPLE OR CABLED YARN(RAMIE)	3478	38974	3031	48438
530810 COIR YARN	2890	54828	6910	48645
531100 WOV FAB OF OTH VEG TEX FIB	236	2550		2279
540110 SEWING THREAD SYTHA FILAMENT	32652	423884	54136	589073
540120 SEWING THREAD ARTIFICIAL FILAM	162471	2709091	188261	2090127
540211 HIGH TENANCITY YARN OF ARAMIDS		27769		25568
540219 OTH HIGH TENANCITY NYLON YARN	1115	7548	2329	52457
540220 HIGH TEN YARN OF POLYESTERS	5153	106492	3849	68752
540231 FILAMENTS YARN NYLON POLY 50	83738	1190095	183488	1413193

Contd.

10.11 Imports by Economic Categories (Detail)

(In Thousand Rupees)

Items	June, 2016	From July, 2015	June, 2015	From July, 2014
540232 FILAMENTS YARN NYLON/OTH POLY	16650	173485	2175	140399
540233 FILAMENTS YARN OF POLYESTERS	1172977	19623886	1976668	21199111
540234 TEXTURED YARN OF POLYPROPYLENE	17835	323999	19575	185250
540239 OTH, SYNTHETIC FILAMENTS YARN	14644	245491	12893	354963
540244 OTH YARN SINGLE UN-TWIST/TWIST	344242	5159076	306173	4893417
540245 ELASTOMERIC YARN OF NYLON	14501	603647	61267	694941
540246 ELASTOMERIC YAR,POLY-PARTIALLY	5824	64312	6589	63794
540247 ELASTOMERIC YARN OF POLYESTERS	358700	5863819	552906	6522352
540248 O-ELASTOMERIC OF SPANDEX/LYCRA	10135	110331	9672	89764
540249 OTH,YARN,SINGLE,50 TURNS/MTR	7556	139266	9243	152896
540251 OTH S/Y TWIST>50/M NYLON,POLYA	2175	16571	77	27545
540252 OTH S/Y TWS>50/M OF POLYESTER	51342	477309	54361	429590
540259 OTH S/Y TWS>50M OF OTH POLYEST		3206		20918
540261 OTH Y-MULTIPLE/CAB NYLON/POLYM	2121	18684	7750	96843
540262 OTH Y-MULTI/CAB OF POLYESTER	63501	887945	132814	1119728
540269 OTH Y-MULTI/CAB NOT RETAIL SAL	8446	161367	21263	138406
540310 HIGH TENACITY YARN OF VISCOS		111		245
540331 OTH Y/S UN-TWST VISCOSE RAYON	445028	10630826	1047255	10328013
540332 OTH Y/S VIS RAY >120TURNS/MTRS	249095	4625006	398711	4789338
540333 OTH YARN,SINGLE CELLULOSE ACET		65048	7914	45035
540339 OTH ARTIF FILAMENT YARN SINGL	41468	991330	116769	711049
540341 OTHER YARN OF VISCOS RAYON		22877		36049
540349 OTH ARTI FILAMENT YRN VIS RAYO	32	469	126	3133
540411 ELASTOMERIC SYN-MONOFILAMENT		7441	352	24283
540412 OTH MONOFILAMENT OF POLYPROPYL	2651	30013	6620	29636
540419 OTH SYN MONOFILAMENT OF 67-DEX	21824	231447	14376	156586
540490 OTH SYNTH YARN & SYNTH TEX MAT	42025	187496	13337	122134
540500 ARTIFICIAL MONOFILAMENT67D/MORE				499
540834 OTH WOV FAB ART.FIL YARN PRINT		25909		272
550110 SYN FIL TOW NYLON/OOPOLYAMIDES		50		
550120 SYN FILAMENT TOW OF POLYESTERS	3558	29808	6556	65425
550130 ACRYLIC OR MODACRYLIC	200656	3218961	403469	3636585
550190 SYNTHETIC FILAMENT TOW,N.S.	280	2345	188	25618
550200 ARTIFICIAL FILAMENT TOW	144658	3967109	352752	4544763
550311 SYN STAPL FIB OF NY OF ARAMIDS	4081	67883	4099	42118
550319 OTH SYN STSPL FIB NOT CARD/COM	4290	42863		175810
550320 SYN STA FIB POLYESTER N-CRD/CD	769520	9682708	1584022	16605410
550330 SYN STA FIB ACRYLIC N-CRD/COMD	86152	4157060	454080	3988829
550340 SYN STAFIB POLYPROPYLENE N-C/C	8055	31852	6341	14766
550390 SYN STAPLE FIB NOT CARDED/COMB	15296	167172	31746	124794
550410 ART-STA FIB VIS RAYON N-CRD/CO	2619426	22108387	1833863	18579477
550490 OTH ART STAPLE FIB NOT CARDED	264522	6411599	356761	5555493
550510 WASTE SYNTHETIC FIBRES		1740	1704	9980
550520 WASTE ARTIFICIAL FIBRES	2240	2842		3929
550610 SYN STA FIB CRD,COM SPIN NYLON		5661	2580	33950
550620 SYN STA FIB CRD,COM SPN POLYES	12677	249662	21077	316289
550630 ACRYLIC FIBRES CARDED/COMBED		8460		1561
550690 SYNTHETI FIB CARDED/COMBED NS		3932		1024
550700 ARTIFI STAPLE FIB CARDED/COM		1918		395
550810 SEWING THREAD SYN STAPLE FIBRE	1211	23139	2818	36091
550820 SEWING THREAD ART STAPLE FIBRE		1157		49419
550911 S/Y STA FIB 86% WT NYLON	14088	162998	14665	639370
550912 MULTI CAB YRN SYN FIB NYL 85%W		32882		232
550921 S/Y SYN STA FIB 85% WT POLYSTR	257788	3901597	496044	5356739
550922 MULTI STA FIB 85% W POLYESTER	141108	1715887	152216	1335977
550931 SINGLE YARN85% OR MORE ACRYLIC	2392	101444	3522	226237
550932 MUL/CAB YARN 85% ACRYLIC FIB	35381	1098056	196673	1451452

Contd.

10.11 Imports by Economic Categories (Detail)

(In Thousand Rupees)

Items	June, 2016	From July, 2015	June, 2015	From July, 2014
550941 SINGLE YARN 85% WT SYN STA FIB	3018	170268		97748
550942 MUL/CAB YARN SYN STA FIB 85%WT		3613	135	1474
550951 O/YRN POLYES STA FIB MIX ARTIF	297737	3116559	388889	3342165
550952 O/YRN MX WITH WOOL/FINE A-HAIR	1315	1935	1748	1748
550953 OTH YRN OF POLYESTER MIX COTTN		49264	1570	30886
550959 OTH YRN OF POLY STAPLE FIBRE	60303	402268	70455	501278
550961 O/YRN OF ACRYLIC S-FIB MX WOOL		13060		83506
550962 OTH YARN ACRYLIC MIX COTTON		137		4225
550969 YARN ACRYLIC FIB NOT FOR R-SAL	30703	624763	76124	581037
550992 O/YRN SYN STA FIB MIX COT-NRS			1722	1722
550999 OTH YARN SYN FIB NOT FOR R-SAL	145	16904		108606
551011 S/YRN ART STA FIB>85% STAPLE-F	113649	1151915	160346	1267797
551012 MUL/CAB YARN ART STA FIB>85%W	5154	13957		35111
551020 O/YRN ART STA FIB MX WOL/F-HAI		48		
551030 O/YRN ART STA FIB MIX COT-NRS		6410		17
551090 O/YRN ATT STA FIB<85%ART ATA-F		24393		4925
551120 YARN<85% BY WT SYN STAP FIBRE				18990
560290 OTH FELTS,NOT IMPREGNATE,COAT	18016	181543	21739	198808
560311 N-WOVNS, M-MADE FILA>25G/SQM	100364	1120658	66612	840958
560312 N-WOV,M-MAD FIL>25G/SQM>70GSQM	120121	1151309	144440	1193986
560313 N-WOVNS,M-MAD FIL>70G/SQM>150G	17058	422085	41903	404956
560314 N-WOV,M-MAD FLAME WT>150G/SQM	18831	371919	48468	248937
560391 OTH NONWOVENS, WT>25 G/SQM	2129	13724	87	4297
560392 OTH N-WOV,WT>25G/SQM>70 G/SQM	6124	134295	6976	50598
560393 OTH,NON WOVEN>70G/SQM>150G/SQM	3783	54234	8243	42187
560394 OTH,N-WOVEN WEIGHING>150G/SQM	246294	2637641	218657	2288800
560410 RUBBER THREA AND CORD,TEX COVE	496	18673	1004	29433
560490 OTHER,TEXTILE COVERED MATERIAL	13722	126506	7211	123647
581099 OTH TEXTILE MATERIAL.	64	7351	228	1692
581100 QUILTED TEXTILE PRODUCT PIECE.	13854	73298	9046	56584
590110 TEX FAB.GUM COATED/AMYLAC,SUBS	7485	18203	7124	39173
590290 OTH,TYRE CORD FAB YARN VIS-RYN		3122	1674	3433
590310 TEX.FAB.IMP,COV/LMTD PICAL.	191754	1948309	168822	1536579
590320 TEX.FAB IMP,COATED,POLYURETHAN	185845	1946005	173059	1925632
590490 OTH FLOOR COVERINGS, LINOLEUM	360	827		2830
590500 TEXTILE WALL COVERINGS.		224		98
590610 ADHESIVE TAPE < 20 CM	1520	35530	1917	35356
590691 RUBBERISED TEX FAB,KNIT/CROCH		1685		7948
590699 OTHER,RUBBERISED TEX FAB,N.S	8343	119992	5311	111336
590700 TEXTILE FABRICS O/W IMPG/COATD	71475	486063	14116	242668
630800 SETS OF WOVEN FABRICS AND YARN		248		35
630900 WORN CLOTHING&OTH WORN ARTICLE	1326972	16253402	1067511	12591639
631010 USED&NEW RAGS,SCRAP,TWINE,ETC		3090		3714
640590 OTHER FOOTWEAR	22233	549246	61679	158387
640610 OTH PARTS OF FOOTWEAR N.S.	64	84158	6952	74019
640620 OUTER SOLE/HEEL OF RUB/PLASTIC	15975	209426	9025	167872
640690 PARTS OF FOOTWEAR/OTH MATERIAL	2635	40396	3716	37400
650100 HAT-FORM/BODY,HOODS OF FELT		98		243
700800 MUL-WALLED INSULATE UNIT GLASS	99	44402	1761	99533
700910 REAR VIEW MIRRORS FOR VEHICLES	7418	86654	8371	66210
700991 UNFRAMED GLASS MIRRORS	73129	778901	44101	708433
701399 O-GLASSWARE INDOOR DECORATION	228775	2226895	195540	2365932
701890 OTH GLASS ART O/T IMI-JEWELERY	16524	114654	12450	95371
701911 SILVER/ROVINGYARN C/STAND=50MM		3301		1964
701912 ROVINGS	5886	126298	19824	134350
702000 OTH ARTICLES OF GLASS	4213	78441	4113	48471
710110 NATURAL PEARLS	10	13		

Contd.

10.11 Imports by Economic Categories (Detail)

(In Thousand Rupees)

Items	June, 2016	From July, 2015	June, 2015	From July, 2014
710121 CULTURED PEARLS UNWORKED		188		
710122 CULTURED PEARLS WORKED		39		
710310 UN-WORKED/SIMPLY SAWN PRE-STON	633	17550	1824	27181
710399 OTH SEMI/PRE STONES WORKED N.S	230	878	46	88
710420 OTH UN-WORKED SAWN, SYN PRE STO		47		
710590 OTH DUST/POWDER NAT SYN PRE ST				31
710610 SILVER POWDER	48	48		6
710691 SILVER UNWROUGHT		493972	502	442155
710692 SEMI-MANUFACTURED SILVER	4642	76184	17955	99950
711019 OTH PLATINUM OTH SEM MFG FORM	1187	1361		3081
711049 OTH MET-PLAT GRUD/ALOY S-MED F		53		225
730890 OTH STRUCTURE OF IRON OR STEEL	807403	10020069	293161	5595880
730900 RESERVTORES, TANKS, VATS SIMICONT	35411	167565	6504	162775
731010 TANKS, CASKS, DRUMS, CANS, BOX>50	6052	27008	1414	16086
731021 CAN, CLOSED BY SOLD/CIMP CAP<50	4228	135483	3117	84188
731029 OTH TANK, CASK, DRUM, BOX CAP<50	17678	415757	18768	834609
761090 ALUM STRUCTURE & PARTS N.E.S.	34379	412783	12579	612690
761100 ALUM RESERVOIRS, TANKS VATS ETC		6		162
761210 COLLAPSIBLE TUBULAR CONTA ALUM	2920	30954	3153	31469
761290 OTH CASKS, DRUM, CAN, BOXES ALUMI	221762	2231303	216634	2078889
890800 VESSELS&F-STRU FOR BREAKING UP	4822753	42044220	13623717	71767689
900110 OPTICAL FIB, OPTI FIB BUNDLES	87258	552853	39641	387947
900120 SHEET, PLATE OF POLARISING MATE		73		431
900130 CONTACT LENSES.	1752	19532	1543	18267
900140 SPECTACLE LENSES OF GLASS.	4510	42372	5083	47276
900150 SPECTACLE LENSES OTH MATERIAL	4344	32831	1929	32829
900190 OTH LENSES, PRISMS, MIRRORS	1297	14104	78	7968
900211 OBJECTIVE LENSE CAMRA/PROJECTOR	560	7969	2065	6569
900219 OTHER OBJECTIVE LENSES.	1474	17887	623	8064
900220 FILTERS FOR OBJECTIVE LENSES	363	1715	36	500
900290 OTH, MOUNTED OPTICAL ELEMENTS	429	15488	322	34046
900311 FRAMS, MOUNTINGS OF PLASTICS	23	11466	1210	11016
900319 FRAM, MOUNTING OF OTH MATERIAL	11718	113786	8236	70551
900390 PART FOR FRAMES&MOUNT SPECATLE	902	1526	268	512
900410 SPECTACLES, GOGGLES SUNGLASSES	63285	427783	48114	335518
900590 PARTS/ACCESSORIE OF BINOCULARS	756	2821	37	19852
900610 CAMERA FOR PREPARE PRINT PLATE	64	288		
900630 CAMERA USED IN UNDERWATE SURVY			63	78
900640 INSTANT PRINT CAMERAS			22	434
900651 CAMERA(SLR) FOR FILM WDI>35MM		86		560
900659 OTH CAMERA PHOTOGRAPHIC	320	1067	34	10112
900661 DISCHARGE LAM FLASHLIGHT APPAR	147	1469	13	952
900669 OTH PH-GRAPHIC FLASHLIGHT APPA	315	2158	62	1370
900691 PARTS, ACCE PHOTOGRAPHIC CAMERA	612	12313	1159	9101
B. CAPITAL GOODS TOTAL	40742976	417209934	37253737*	388166883
250100 SALT/PURE SODIUM CHLORIDE	11906	62065	9160	47779
250300 SULPHUR OF ALL KINDS	86809	1087981	79007	788947
250410 NATURAL GRAPHITE OF ALL KINDS	7927	97383	12246	94446
250490 OTHER, NATURAL GRAPHITE	4291	4742		1523
250510 SILICA SANDS AND QUARTZ SANDS	1524	22574	2406	17335
250590 OTHER NATURAL SANDS	2470	10177	274	26662
250610 QUARTZ (O/T NATURAL SANDS)	242	7397	336	3815
250620 QUARTZITE ROUGHLY TRIMMED		426		254
250700 KAOLIN & OTH KAOLIN CLAYS	71457	742840	56632	673773

Contd.

10.11 Imports by Economic Categories (Detail)

(In Thousand Rupees)

Items	June, 2016	From July, 2015	June, 2015	From July, 2014
250810 BENTONITE	10628	115637	13519	102356
250830 FIRE-CLAY	687	10940		6998
250840 OTHER CLAYS	25495	115635	4452	77005
250860 MULLITE		153		4092
250870 CHAMOTTE OR DINAS EARTHS				1464
250900 CHALK	2987	133743	15911	129187
251110 NATURAL BARIUM SULPHATE	2210	63801	1322	34295
251200 SILICEOUS FOSSIL MEALS	3654	16537	8091	30117
251310 PUMIC STONE W/NOT HEAT TREATED	5853	92339	10660	71150
251320 EMERY,NATURAL CORUNDUM,GARNET	3792	44611	4061	46350
251400 SLATE,WHET/NOT ROUGHLY TRIMED	748	1897		
251511 MARBLE/TRAVERTINE,CRUDE ROUGH	1375	219946	71380	249643
251512 MARBLE,TRAVERTINE,MERELY CUT	2904	9741		4200
251611 GRANITE,CRUDE/ROUGHLY TRIMMED	8563	44500	2418	22125
251612 GRANITE,MERELY CUT,BY SAWING		7627		6109
251620 SANDSTONE,CRUDE/ROUGHLY TRIMED	1482	5969	3329	6890
251690 OTH MONUMENTAL BUILDING STONE				1828
251710 PEBBLES,GRAVEL/CRUSH STONE ETC	806	1103	563	3423
251741 GRANULES,CHIP & POWDER,MARBLE	910	18266		6194
251749 OTH GRANULE,CHIPPING & POWDER	2110	14539	1028	2734
251810 DOLOMITE, NOT CALCINED		1294		
251830 DOLOMITE RAMMING MAX		4234	2476	12458
251910 NAT.MAG.CARBONATE (MAGNESITE)	1018	2171		
251990 OTH FUSED MAGNESIA,DEAD BURNED	7387	117672	3969	107728
252010 GYPSUM; ANHYDRITE	5210	64631	6799	44598
252020 PLASTERS OF CALCINED GYPSUM		4084	1063	5342
252100 LIMESTONE FLUX;LIMESTON CEMENT	126	3449		
252210 QUICKLIME	26	1326		370
252220 SLAKED LIME	577	6816	2072	4686
252230 HYDRAULIC LIME		269		29
252310 CEMENT CLINKERS	2011	263548	6237	20834
252321 WHITE PORTLAND CEMENT			436	827
252329 OTHER PORTLAND CEMENT	134206	871449	151854	1250711
252330 ALUMINOUS CEMENT(CEMENT FONDU)	1023	5946	895	3283
252390 OTHER HYDRAULIC CEMENTS	65918	399674	7880	462243
252410 ASBESTOS CROCIDIOLITE				2293
252490 OTHER ASBESTOS	38324	228348	35271	383873
252520 MICA POWDER	3146	10445	2570	7169
252610 NATURAL STEATITE,NOT CRUSHED		1317932	5741	2381636
252620 NATURAL STEATITE,CRUSH/POWDER	2394	49039	4404	33512
252800 NATURAL BORATES & CONCENTRATES		123		94
252910 FELDSPAR	1926	14216		131
252921 FLUORSPAR<97% CALCIUM FLORIDE		342	118	155
252922 FLUORSPAR>97% CALCIUM FLORIDE	939	13953	1003	10507
252930 LEUCITE;NEPHELINE,NEPH SYENITE	1143	10926		
253010 VERMICULITE,PERLITE CHLORITES	84	7337	901	4028
253090 OTHER,MINERAL SUBSTANCES	48573	413696	32696	385389
260111 IRON ORES,CONCEN,NON-AGGLOMERT		142300	447969	3211580
260200 MAGANESE ORES & CONCENTRATES				117194
260300 COPPER ORES AND CONCENTRATES				43
260400 NICKLE ORES AND CONCENTRATES		129		111
260700 LEAD ORES AND CONCENTRATES	85	14388	1972	8848
260800 ZINC ORES AND CONCENTRATES		3662		
261000 CHROMIUM ORES AND CONCENTRATES	1168	13126	52	19231
261390 MOLYDENUM ORES/CONC O/T ROAST		64		
261400 TITANIUM ORES & CONCENTRATES	7270	27408	2145	31877
261510 ZIRCONIUM ORES AND CONCENTRATE				5351

Contd.

10.11 Imports by Economic Categories (Detail)

(In Thousand Rupees)

Items	June, 2016	From July, 2015	June, 2015	From July, 2014
261590 OTH NIOBIUM,TANTALUM,VANAD ORE		288		
261800 GRANULATED SLAG M/G IRON,STEEL	60796	766675	25604	223444
261900 SLAG,DROSS OTH WASTE,IRN/STL		105555	4515	38727
262011 HARD ZINC SPELT MAINLY OF ZINC	452	19813	191	10311
262019 OTH,ASH&RESIDUE C/MAINLY ZINC		6479	75	40216
262030 ASH&RESIDUES MAINLY OF COPPER		860	6158	6158
262040 ASH&RESIDUE MAINLY OF ALUMNIUM		741	292	730
262091 ASH&RESIDUE CONTAIN ANTIMONY		228		
262099 OTH ASH&RESIDUE CANTAIN METAL		884		181
262190 OTH SLAG &ASH,RESIDUES M-WAST	734	12262	307	20725
270111 ANTHRACITE NOT AGGLOMERATED		10240		2336
270112 BITUMINOUS COAL,NOT AGGLOMERAT	617196	617196		
270119 OTHER COAL,NOT AGGLOMERATED	4293826	46787162	4923652	52759618
270120 BRIQUETTES SIMILAR SOLID FUEL		132		72
270210 LIGNITE NOT AGGLOMERATED		4970	1080	4190
270300 PEAT INCLPEAT LITTER	2027	15734	646	13980
270400 COKE/SEMI OF COAL,RETORT CARBN	205456	2328298	414382	3125496
270500 COAL GAS,WATER GAS,SIMILAR GAS		776	88	491
270600 TAR FROM COAL/LIGNITE/PEAT ETC	6238	15057		32496
270710 BENZOLE (BENZENE)			44	44
270720 TOLUOLE (TOLUENE)		6100		
270730 XYLOLE (XYLENES)	265147	1733212	159543	1977125
270740 NAPHTHALENE		3469		
270750 OTH STOCK FOR CARBON BLACK	6926	317275	12851	369398
270791 CREOSOTE OILS		10531		1611
270799 OTH OIL /PROD DISTLION COALTAR	6876	584159	50653	1170375
271019 KEROSENE,INCL KER.TY. JET FUEL	1353029	18491093	1552330	14530364
271129 OTH GAS HYDROCARBON GAS STATE		33037	554	4838
271210 PETROLEUM JELLY	18137	474051	38031	262817
271220 PARAFIN/WAX,CONT WT<0.75%OIL	25090	387515	15334	346780
271390 OTH RESIDUE PETROLEUM BITUMEN		3575		3282
271500 BITUMEN MIXTURES,NATURAL	3643	47811	13394	65316
271600 ELECTRICAL ENERGY	2548985	5763653		
280110 CHLORINE				7248
280120 IODINE	22048	210030	22457	294464
280200 SULPHUR,SUB/PRE COLLI.SULPHER		1319		5319
280300 CARBON(INCL CARBON BLACK)NES	280465	2114616	159148	1362533
280410 HYDROGEN.	747	3369		30336
280421 ARGON	6367	72817	8446	60961
280429 OTHER, RARE GASES.	12176	131328	9950	96647
280430 NITROGEN		4581	86	7128
280440 OXYGEN	139	5642	343	2350
280450 BORON, TELLURIUM		64	1949	1955
280461 SILICON CON & 99.99% BY WEIGHT	531	9703		10759
280469 OTHER SILICON	4747	50694	425	17483
280470 PHOSPHORUS	3082	60367	1691	76093
280480 ARSENIC		18276		13470
280490 SELENIUM	3436	64338	21799	156530
280511 SODIUM		393		2
280512 CALCIUM		8592		7977
280519 OTHER ALKALI METALS	942	51997	4560	32388
280540 MERCURY	415	12037		24488
280610 HYDROGEN CHLORIDE (HCL ACID)		10076	52	3509
280620 CHLOROSULPHURIC ACID				2
280700 SULPHURIC ACID; OLEUM		3262		1813
280800 NITRIC ACID;SULPHONITRIC ACIDS	11449	127664	10140	125519
280910 DIPHOSPHORUS PENTAOXIDE	323	11952		6465

Contd.

10.11 Imports by Economic Categories (Detail)

(In Thousand Rupees)

Items	June, 2016	From July, 2015	June, 2015	From July, 2014
280920 PHOSPHORIC/POLPHOSPHORIC ACIDS	2542043	30576299	2949374	28827809
281000 OXIDES OF BORON;BORIC ACIDS	42413	299493	23142	246329
281111 HYDROGEN FLUORIDE	922	9144		9268
281119 OTHER INORGANIC ACIDS.	8945	121460	9159	138339
281121 CARBON DIOXIDE	42993	51494		133411
281122 SILICON DIOXIDE (SILICA)	57168	759863	54225	710379
281129 OTH INORGANIC OXYGEN COMPOUNDS	3714	20905	864	14938
281210 CHLORIDES AND CHLORIDE OXIDES		194	2485	2561
281290 OTH HALIDE/HALIDE OXIDES		18214	2549	22064
281310 CARBON DISULPHIDE		4		13
281390 OTH SUPHIDE OF NON-METALS		11060		
281410 ANHYDROUS AMMONIA	451	2384	29	2720
281420 AMMONIA IN AQUEOUS SOLUTION	1323	32351	3368	20567
281511 SODIUM HYDROXIDE SOLID	9327	109203	15490	162053
281512 SODIUM HYDROXIDE AQUEOUS SOL	485	3316	14	4554
281520 POTASSIUM HYDROXIDE (CAUSTIC)	30881	227145	37350	408072
281530 PEROXIDES OF SODIUM/POTASSIUM		236		3960
281610 HYDROXIDE/PEROXIDE OF MAGNESUM	7383	57971	3522	50532
281640 STRONTIUM,OXIDE,H-OXIDE,PEROXI		6379		2492
281700 ZINC OXIDE;ZINC PEROXIDE	28114	241228	22556	254758
281810 ARTIFICIAL CORUNDUM NOT DEFIN	2967	34340		28671
281820 ALUMINIUM OXIDE O/T ARTIFICIAL	19587	202307	8091	246313
281830 ALUMINIUM HYDROXIDE	53610	495639	47036	451459
281910 CHROMIUM TRIOXIDE	22542	170419	26503	181239
281990 OTH,CHROMIUM OXIDES&HYDROXIDE		7447	822	11764
282010 MANGANESE DIOXIDE		26875	2723	31362
282090 OTHER, MANGANESE OXIDES	136	8193		18693
282110 IRON OXIDES AND HYDROXIDES	68362	688600	71345	569572
282120 EARTH COLOURS		3206		
282200 COBALT OXIDE & HYDROXIDE	7619	97215	14168	83738
282300 TITANIUM OXIDES.	32601	294310	14933	246639
282410 LEAD MONOXIDE(LITHARGE,MASICOT	5080	43141	5023	32533
282490 OTHER, LEAD OXIDES		27809		1269
282510 HYDRAZINE, YDROXYLAMINE SALT	9278	107169	79	78566
282520 LITHIUM OXIDE AND HYDROXIDE	74	11530	17	10987
282530 VANADIUM OXIDES AND HYDROXIDES	895	2198	155	9278
282540 NICKEL OXIDES AND HYDROXIDES		364		6986
282550 COPPER OXIDES AND HYDROXIDES				612
282560 GERMANIUM OXID/ZIRCONIUMDIOXID		151		2
282570 MOLYBDENIUM OXIDES/DIOXIDES	73	113	20	459
282580 ANTIMONY OXIDES	14047	74174		52440
282590 OTH INORGANIC BASE/METAL OXIDE	2080	18658	892	42384
282619 OTHER, FLOURIDES	12774	32693	6738	38708
282630 SODIUM HEXAFLOROALUMINATE	26	304	131	1100
282690 OTHER,COMPLEX FLUORINE SALTS	654	11778	816	11567
282710 AMMONIUM CHLORIDE	2199	96433	2853	68625
282720 CALCIUM CHLORIDE	15314	126356	3587	82003
282731 CHLORIDES OF MAGNESIUM	2430	37233	2234	27023
282732 CHLORIDES OF ALUMINIUM	792	5744	1215	40375
282735 CHLORIDES OF NICKEL	1747	29468	6301	33930
282739 OTHER CHLORIDES:	15475	163100	29225	165889
282741 CHLORIDE OXIDE/HYDROXIDE COPER		4363		630
282749 OTH CHLORIDE OXIDE/HYDROXIDES	814	3276		1416
282751 SODIUM POTASIUM BROMOMIDES	5	10573		6734
282759 OTH BROMIDE/BROMIDE OXIDE	133422	325275	1419	55635
282760 IODIDES AND IODIDE OXIDES	3417	31098	820	32322
282810 COM CAL HYP (BLEACHING POWDER)		47		8

Contd.

10.11 Imports by Economic Categories (Detail)

(In Thousand Rupees)

Items	June, 2016	From July, 2015	June, 2015	From July, 2014
282890 OTH HYPOCHLORITES/HYPOBROMITES	11202	85476	18798	66516
282911 CHLORATES OF SODIUM	1	27821		24808
282919 OTH CHLORATES/PERCHLORATES	43753	476693	26738	481637
282990 OTH BROMATES/PERBROMATE/IODATE	1376	54355	3948	50558
283010 SODIUM SULPHIDES	52708	1055573	53869	998100
283090 OTH, SULPHIDES, POLYSULPHIDES	166	466		2940
283110 SODIUM DITHIONITE,SULPHOXYLATE	69502	1012189	107090	1231890
283190 OTH DITHIONITE & SULPHOXYLATE	230257	852172	188279	789608
283210 SODIUM SULPHITES(NEUTRAL)	37934	334824	36610	427771
283220 OTHER SULPHITES	4146	13315		11461
283230 THIOSULPHATES	1358	10145	1473	8848
283311 DISODIUM SULPHATE	104559	1304979	88171	1357249
283319 OTHER SODIUM SULPHATES	3687	31208	3730	40849
283321 MAGNESIUM SULPHATE(EPSOM SLATE	6461	37056	847	19587
283322 SULPHATES OF ALUMINIUM	8972	88141	7676	90199
283324 SULPHATES OF NICKLE	18318	104005	25007	91037
283325 SULPHATES OF COPPER	723	111182	10998	129781
283327 SULPHATES OF BARIUM	11080	83235	11574	73002
283329 OTHER SULPHATES	117541	1148365	160517	1703123
283330 ALUMS	19	2367	91	736
283340 PEROXOSULPHATES(PERSULPHATES)	3999	51226	309	38059
283410 NITRITES	9906	84709	9596	56549
283421 NITRATES OF POTASSIUM	46356	164148	10126	77044
283429 OTHER, NITRATES	3071	102232	6032	78357
283510 PHOSPHINATES & PHOSPHONATES	619	9098	1795	33113
283522 PHOSPHATES OF MONO-OR DISODIUM	8150	226788	28905	201902
283524 PHOSPHATES OF POTASSIUM	2644	32305	3785	44969
283525 CALCIUM HYDROGEN-ORTHOPHOSPHAT	135768	1215582	110828	996083
283526 OTH CALCIUM PHOSPHATE (PURE)	53260	381031	34551	401337
283529 OTHER, PHOSPHATES	3259	38248	2381	56978
283531 SODIUM TRIPHOSPHATE	62140	821870	69253	763659
283539 OTHER, POLYPHOSPHATES	28077	356031	31767	328645
283620 DISODIUM CARBONATE NATURAL	73754	1030276	177454	1426415
283630 SODIUM HYDROGEN CARBONATE	17810	251713	8421	118997
283640 POTASSIUM CARBONATE	10612	118028	2835	206220
283650 CALCIUM CARBONATE	20593	180821	17682	192221
283660 BARIUM CARBONATE	52418	303898	11222	155741
283691 LITHIUM CARBONATE		4019		7204
283692 STRONTIUM CARBONATE	17	71	134	366
283699 OTHER, CARBONATES	58918	639863	41918	588662
283711 CYANIDES OF SODIUM	11488	72792	3828	82567
283719 OTH CYANIDE/OXIDES	1990	5853		5514
283720 COMPLEX CYANIDES	26	1386	89	2183
283911 SODIUM METASILICATES	1474	23482	3531	26023
283919 OTHER, SILICATES	1368	16451	1280	13505
283990 OTHER, METAL SILICATE	11191	45174	3210	37495
284011 SODIUM TETRABORATE ANHYDROUS		30		466
284019 OTH DISODIUM TETRABORAT(REFINE	20387	254610	27721	218302
284020 OTHER, BORATES	4	16970	15674	29581
284030 PEROXOBORATES (PERBORATES)		1473		2058
284130 SODIUM DICROMATE	24777	345413	21613	373254
284150 OTH CHROMATE DI/PER CHROMATES	1537	18412	1247	11560
284161 POTASSIUM PERMANGANATE	5224	42797		22675
284169 OTH MAGANITE MAGANATE/PERMAGAN		69		30
284170 MOLYBDATES	859	4960	77	3517
284180 TUNGSTATES (WOLFRAMATES)		23		471
284190 OTH,SALT OXOMETALIC/PEROX ACID	3112	17244	14	7332

Contd.

10.11 Imports by Economic Categories (Detail)

(In Thousand Rupees)

Items	June, 2016	From July, 2015	June, 2015	From July, 2014
284210 DOUBLE OR COMPLEX SILICATES.	10155	203767	18557	175140
284290 OTHER SALTS OF INORGANIC ACIDS	510	126104	37	8689
284310 COLLOIDAL PRECIOUS METALS				92
284321 SILVER NITRATE.	666	5605	607	2709
284329 OTHER,SILVER COMPOUNDS	3312	17798	21	11896
284330 GOLD COMPOUNDS.		25		283
284390 OTHER COMPOUNDS,AMALGAMS	3474	5471	35	1380
284410 NATURAL URANIUM,ITS COMP ALLOY	150	922		548
284430 URANIUM DEPLET THORIUM IT COMP		66		
284440 RADIOACTIVE EL/ISOTOP COMP ALY	10531	205679	17480	151014
284450 SPENT FUEL EL NUCLEAR REACTOR				1203
284590 OTH ISOTOPES & THEIR COMPOUNDS		1177		249
284610 CERIUM COMPOUNDS.		13803	46	974
284690 OTH RARE EARTH METAL COMPOUNDS	2187	8501	818	3005
284700 HYDROGEN PEROXIDE SO-WITH UREA	13058	211184	27585	320999
284910 CALCIUM CARBIDES	187634	909415	156293	1028687
284920 SILICON CARBIDE	1738	39453	7675	39896
284990 OTHER CARBIDE	11	777		1081
285000 HYDRIDE,NITRIDE,AZIDE,BRMD ETC		12685	316	3427
285210 INORG/ORGANIC COMP OF MERCURY	343	50157	2034	44535
285290 OTH INORG/ORGA COMP-MERCURY	117	19726		3784
285300 OTH INORGANIC COPM AMALGAMS	69	2989	79	4775
290899 OTH SULPHONATED DER OF PHENOLS	13005	104131	15672	90755
290911 DIETHYL ETHER	18	18	79	635
290919 OTHER, ACYCLIC ETHER	3572	21901	2399	27411
290920 CYCLANIC,CYC ETHER HALOGEN DER		10377		2368
290930 AROMATIC ETHER HALOGEN SULPH'T	20003	116480	8920	98544
290941 2,2-OXYDIETHANOL(DIETHYL GLYCL	106635	994176	123714	909133
290943 MONOBUTYL ETHER,ETHYLEN GLYCOL	16715	171838	30977	155866
290944 MONOALKYL ETHER,ETHYLEN,GLYCOL	28976	459189	35294	397007
290949 OTH,ETHERS THEIR DERIVATIVES	33445	347263	39354	370880
290950 ETHER-PHENOLS,ETHERALCH PHENOL	3579	33347	1840	26246
290960 ALCH PEROXID,ETH PEROXID,KETON	22693	300755	37207	288588
291010 OXIRANE (ETHYLENE OXIDE)	2482	15367		14793
291030 1-CHLORO-2,3-EPOXYPROPANE	392	63702		52011
291090 OTH,EPOXIDE,EPOXYALCH,EPOXYPHL		12301		7179
291100 ACETAL HEM/ACETAL,OXYFUNC HEL	10	2127	289	1805
291211 METHANE WITHOUT OTH OXYGN FUNC		10512		4317
291212 ETHANE WITHOUT OTH OXYGEN FUNC		846		1392
291219 OTH,ACYCLIC ALDEHYD W/O OTHOXY	18538	154227	7007	159569
291221 BENZALDEHYDE W/O OTH OXY FUNC	1	4577	960	1320
291229 OTH CYCLIC ALDEHYD W/O OXY FUN	3286	30162	1506	44744
291241 VANILLIN(4-HYDROXY-3-METHOXYBZ	11914	110934	9458	80575
291242 ETHYLVANILIN(3-ETHOXY-4HYDROXY	1627	19358	3548	31128
291249 OTH ALDEHYDE-ETHER/PHENOL/OXYG		24138	465	4397
291250 CYCLIC POLYMERS OF ALDEHYES			2	2
291260 PARAFORMALDEHYDE	8016	60731	9918	64423
291300 HALOGEN,SULPHONAT,NITRAT DERV		43	7	342
291411 ACETONE	6033	56245	1431	77469
291412 BUTANONE(METHYL ETHYL KETONE)	26990	320067	21362	394180
291413 4-METHYLPENTAN-2-ONE	2986	32076	844	44691
291419 OTH,ACYCLIC KETONE W-OUT OXY-F	435	1935	32	2292
291422 CYCLOHEXANONE,METHYLCYCLOHEXON	14957	167857	58969	282532
291423 IONONES AND METHYLIONONES	6729	9944	662	5301
291429 OTH,CYCLANIC ETC W/O OTHOXYGN	488	23777	1820	20999
291431 PHENYLACETONE(1-PHENYLPROPAN-2				1876
291439 OTH,AROMATIC KETONE W/O OXYGEN	146	4857	8	2698

Contd.

10.11 Imports by Economic Categories (Detail)

(In Thousand Rupees)

Items	June, 2016	From July, 2015	June, 2015	From July, 2014
291440 KETONE-ALCOHOL KETONE-ALDEHYDE	10048	83190	4159	68373
291450 KETONE-PHENOL/KETONE W/O OXYGN	310	24523	5	18961
291461 ANTHRAQUINONE			748	1446
291469 OTHER QUINONES	6731	64505	1679	62220
291470 HALGENATDED,SULPHONATED,DERIVA	7	1694	8	10655
291899 OTH INDREDIENTS FOR PESTICIDES	45164	558910	35133	485213
291910 TRIS(2,3-DIBROMOPROPY)PHOSPHA	1119	1124		1048
291990 OTH PHOSPHORIC ESTER/SALT/DERI	5936	65306	12848	85597
292019 OTH THIOPHOSPHORICESTERS, DERI		268		260
292090 OTH ESTER OTH INORGANIC ACID	56817	249307	4062	136653
292111 METHYLAMINE,DI/TRI & ITS SALT	9308	89031	7182	94875
292119 OTH ACYCLIC MONOAMIN/DERV/SALT	6711	52367	5209	34020
292121 ETHYLENEDIAMINE AND ITS SALTS	6321	100516	18073	105032
292122 HEXAMETHYLENEDIAMINE/ITS SALTS		3330		2816
292129 OTH ACYCLIC POLYAMIN/DERV/SALT	1175	43685	4385	45466
292130 CY-CLANIC,LENIC LOTERPENI/SALT	8100	91894	10265	74864
292141 ANILINE AND ITS SALTS	3479	17013	3043	32856
292142 ANILINE DERIVATIVES/ITS SALT	11462	287118	13303	297912
292143 TOLUIDINE/ITS DERIVATIV/SALT	669	118584	539	98342
292144 DIPHENYLAMINE/ITS DERIV/SALT	223	2227		20
292145 1,2-NAPHTHYAMINE/ITS DERIVATE	1463	60451	4499	38390
292149 OTH,AROMATIC MONOAMIN DER/SALT	131610	974470	29094	414259
292151 O,M,P-PHENYLENE,DIAMINE SALT	99121	604640	79432	426530
292159 OTH AROMATIC POLYAMIN DER/SALT	13820	107287	12388	167948
292211 MONOETHANOLAMINE AND ITS SALTS	12352	61051	13699	68692
292212 DIETHANOLAMINE AND ITS SALTS	9328	81347	2725	105151
292213 TRIETHANOLAMINE AND ITS SALTS	7220	78985	5520	57830
292219 OTH AMINO-ALCH ETHER/ESTR/SALT	184469	1583755	113930	1641584
292221 AMINOHYDROXYNEPHLENE ACID/SALT	42904	290263	46869	322112
292229 OTH AMINO NAPHTHOL/PHENOL ETHER	125856	883791	74940	867144
292231 AMINO ALDEHYDES AMINO KETONES		1468		
292239 OTH AMINO ALDEHYDES	2837	116483	354	66178
292241 LYSINE/ITS ESTER SALT THEREOF	150878	2464091	300865	2340165
292242 GLUTAMIC ACID AND ITS SALTS	346237	2596424	150246	1650906
292243 ANTHRANILIC ACID AND ITS SALTS	368	687		
292249 OTH AMINOACID/ESTER O/T OXYFUN	292659	3484722	293504	2962832
292250 AMINO-ALCHL/ACIDPHENOL/IT COMP	53746	1171302	91788	1618851
292310 CHOLINE AND ITS SALTS	8898	41015	904	26332
292320 LECITHIN/OTH PHOSPHOAMINOLIPID	5290	207608	20471	196364
292390 OTH QU-AMMONIUM SALT/HYDROXID	79425	492498	42815	618215
292412 FLUOROACETAMIDE(ISO)MONOCROTO				708
292419 OTH AMIDE COMP,CARBONIC ACID	66232	677281	82892	799002
292421 UREINES/DERIV/SALT THEREOF	6015	35026	151	99054
292424 ETHINAMATE (INN)				709
292429 OTH CYCLIC AMIDE DERIV/SALTS	194408	2442026	220782	2071158
292511 SACCHARIN AND ITS SALTS	39942	374825	33498	298105
292519 OTH IMIDE/DERIV/SALT THROF	4839	28574	5014	23760
292521 CHLOIMEFORMRD (ISO)		896		1076
292529 DIPHENYL-GUANIDINE	32872	587454	73208	595042
292610 ACRYLONITRILE	1944	28750	6775	43607
292620 1-CYANOANIDINE(DICYANDIAMIDE	6951	66209	8515	69818
292690 OTH,NITRILE-FUNCTION COMPOUNDS	1108546	7172121	499290	4428918
292700 DIAZO-,AZO-/AZOXY-COMPOUNDS	29910	289691	26400	234347
292800 ORGANIC DERV,HYDRAZIN/HYDOXY	12442	104323	9992	80739
292910 ISOCYANATES W-NITROGEN FUNCTIO	272838	3189843	191540	3304582
350790 OTH ENZYMES/PREP ENZYMES	311206	2798127	173451	2191978
360200 PREP EXPLOSIVE O/T POWDER	15934	101392	20040	31087

Contd.

10.11 Imports by Economic Categories (Detail)

(In Thousand Rupees)

Items	June, 2016	From July, 2015	June, 2015	From July, 2014
381590 OTHER CATALYTIC PREPARATIONS	24768	863890	35464	543739
401039 TRANS SYS.BELT OTH 150-198 CM	8339	201262	14345	187753
401110 NEW PNEUM TYRES FOR MOTOR CARS	376842	3779850	111523	2009879
401120 NEW PNEUM TYRES FOR BUS/LORRY	2481225	25113037	2986747	22216774
401130 NEW PNEUM TYRES RUB AIRCRAFTS	13303	313599	10625	174179
401140 NEW PNEUM TYRE RUBB MOTORCYCLE	1039	28904	378	77167
401150 NEW PNEUM TYRE RUBB BICYCLES	4442	33411	5186	40911
401161 TYRE AGRICULTURE VEH/MACHINE	165649	2118899	212362	1827454
401162 TYRE INDUSTRIAL VEH=61 CMS	315	1451		569
401163 TYRE INDUST/CONS VEH>61 CMS		8249		9460
401169 OTHER TYRE HERRING BONE	160	5166	177	3390
401192 OTHER TYRE AGRICULTURE/MACH	792	4417		767
401193 OTH TYRE INDUSTRIAL VEH=61 CM	3066	28360	3235	29060
401194 OTH TYRE INDUSTRIAL VEH>61 CM	653	3681	740	4492
401199 OTH TYRE NEW PNEUMATIC RUBBER	108186	909542	135527	860204
401211 RETREATED TYRES FOR MOTORCARS		2049		
401212 RETREATED TYRE FOR BUSES/LORRY		362		159
401213 RETREATED TYRE FOR AIRCRAFTS		10995		24589
401219 OTHER RETREATED TYRE OF RUBBER	425	1301		19
401220 USED PNEUMATIC TYRES OF RUBBER		91		83
401290 OTH USED PNEUMATIC TYRE RUBBER	5102	40194	3806	49281
401310 INNER TUBES,OF MOTOR CAR/BUSES	12360	167451	17836	154461
401320 INNER TUBES FOR BICYCLES	516	25370	2916	32055
420340 OTHER CLOTHING ACCESSORIES	10343	147106	14148	208562
440290 OTH WOOD CHARCOAL NOT AGGLOMER	55	19240		10978
440500 WOOD WOOL;WOOD FLOUR.	37	9698		19
440690 OTH RAILWAY SLEEPERS OF WOOD		10159		3020
440710 CONIFEROUS WOOD SPECI SAW/CHIP	6022	29119	4218	12064
440721 MAHOGANY (SWIETENIA SPP) TROP		3194		
440725 TROPICAL WOOD DARK RED MERANTI	59667	382778	46122	290340
440726 TROPICAL WOOD WHITE LAUAN ECC	20482	362272	21085	252364
440727 SAPELLI	5490	17862	1446	1446
440729 OTH TROPICAL WOOD NON-CONF SAW	403724	4723696	382197	4879552
440791 OAK WOOD,SWAN/CHIPPED LEN WISE		14101	1049	14690
440792 BEECH WOOD SWAN/CHIPPED L/WISE	7225	75987	3388	103454
440793 OTH TROPICAL WOOD OF MAPLE		153		
440794 OTH TROPICAL WOOD OF CHERRY		705		
440795 OTH TROPICAL WOOD OF ASH	57779	634280	68575	674689
440890 OTH.LAMINAT WOOD SAWN.SLICED6M	15390	169121	25233	148163
440910 WOOD CONIFEROUS SPECIES SHAPED		660		386
440921 WOOD NON-CONIFEROUS OF BAMBOO		1002		863
441700 TOOLS/BODIES/HANDLE OF WOOD	114	8509	1332	7473
441810 WINDOWS FRENCH WINDOWS & FRAME	168	1211		1546
441820 DOORS FRAMES AND THERSHOLDS	21589	204763	5864	90761
441840 SHUTTERING FOR CONCRETE C/WORK	11985	22774	14314	56686
441860 POSTS AND BEAMS OF WOOD				3435
441872 OTH MULTILAYER FLOORING PANELS		83		1516
441879 OTH ASSEMBLED FLOORING PANELS	1542	41012	12136	28409
551694 W-FAB ART FIB<85%WT O/FIB PTIN	379034	4416708	317444	4175058
560121 OTH ARTICLES OF COTTON WADDING	502	6726	593	12686
560122 OTH WADDING OF MAN-MADE FIBRES	1170	6689	1460	4576
560129 OTHER, WADDING ARTICLES	1677	35881	41	27094
560600 GIMPED YARN,AND STRIP AND LIVE	9697	510607	55924	500941
560721 BINDER/BALER TWINE OF SISAL	1141	19607	1824	10458
560729 OTH,TWINE,CORDAGE,ROPE&CABLE	952	20836	1967	21374
560741 BINDER/BALER TWINE OF POLYTHNE	2885	36141	373	55268
560749 OTH TWINE,CORDAGE,ROP,CAB POLY	12982	153096	17149	132285

Contd.

10.11 Imports by Economic Categories (Detail)

(In Thousand Rupees)

Items	June, 2016	From July, 2015	June, 2015	From July, 2014
560750 TWINE,CORDAGE,ROPE,OTH SYN FIB	4365	81318	11770	74350
560790 OTH,TWINE,CORDAGE,ROPE & CABLE	4221	87888	7852	55428
560811 FISHING NETS MAN-MADE TEX MAT	40931	464348	37497	543449
560819 OTH, MADE UP NETS OF TEX MAT	16041	190813	22403	124225
560890 OTH,NOTTED NETS/NETTING ROPE	6160	77439	5601	47131
591000 TRANSMISON CONYOR BELT TEX MAT	10986	177962	13279	184988
591110 TEX FAB,FELT & FELT-LINED FAB.	6749	234954	16007	229921
591120 BOLTING CLOTH,WHET/NOT MADE UP	8954	57181	3162	43854
591131 TEX FAB & FELTS,< 650G/SQM .	3942	63010	1202	39899
591132 TEX FAB & FELTS,>O650G/SQM .	45893	320296	22802	359855
591140 STRAINING CLOTH USEDOIL PRESS		3903		2163
670490 WIGS,BEARD,EYE-BROW OF OTH MAT	193	2322	110	3528
680100 ARTICLE OF STONE PLAS CEMET		22	39	6524
680210 TILES CUBES AND SIMILAR ARTICL		93		5118
680221 OTH MONUMENTAL BUILD STONE/ART	49296	415276	24991	289290
680223 GRANITE	80558	1255266	151232	1325050
680229 OTHER STONE		972		2377
680291 OTH MARBL TRAVERTIN&ALABASTER	2368	13605	683	7378
680292 OTHER CALCAREOUS STONE		275		
680293 OTHER GRANITE	8618	20134	71	92752
680299 OTHER STONE	2259	13220	125	13099
680690 OTH ARTICLE OF HEAT INSULATING	4471	77142	10327	103686
680710 ARTICLE OF ASPHALT IN ROLL	4942	26466		7434
680790 OTH ARTICLE OF ASPHALT MATERL		2349		12548
681099 OTH ARTICLE OF CEMENT	855	21901	765	93951
681140 ARTICLES CONTAINING ASBESTOS		138		20
681181 CORRUGATED SHT NOT CON ASBESTO		6466		6
681182 O-SHT,PANEL,TILES,NOT CON ASBE	20717	160837	36176	106220
681599 OTH ARTICLE OF STONE OTH MINRL	11420	57182	3591	59239
690100 BRICK , TILE OF SILI FOSSIL	36	4498		3997
690210 REF BRICK,TILE>50%MG,CA	173047	1111654	72726	1231801
690220 CERAMIC>50%SILICA,ALUM	17415	406797	3785	312019
690390 OTH REFRECTORY CERAMIC GOODS	20389	134006	16086	156235
690410 CERAMIC BUILDING BRICKS				2939
690490 OTH C/FLOORING BLOCKS F/TILE		15575	332	5500
690510 ROOFING TILES		6771		331
690590 OTH CHIMNEY-POTS,COWLS,ETC.		139		7314
690600 CERAMIC PIPES CONDUITS&FITING		218		3747
690710 TILES CUBES ETC W/N RECT<7CM	4285	48425	4058	75068
690790 OTH,UNGLAZED CERAMICS	517522	4713877	568705	5015630
690810 TILES CUBES AND SIMILAR ARTICL	11	499663	7242	68749
691490 OTH CERAMIC ARTICLES O/TH PORN	131	20643	263	60345
700100 CULLET AND OTH WAST&SCRAP,GLAS	22	4162	3310	6189
700210 BALLS IN GLASS UNWORKED	67	23030	203	23285
700220 RODS IN GLASS UNWORKED				655
700231 TUBE,FUSED QUARTZ/SILICA,UNWOR	132	366		281
700232 TUBE OF OTH GLASS UNWORKED	698	3768		2512
700239 OTHER, TUBES IN GLASS	49657	589335	38041	532908
700312 NON-WIRED SHEETS COLOURED,FLAS	14328	152482	8139	189249
700319 OTH NON WIRED SHEETS OF GLASS	8395	85480	4619	148312
700320 WIRED SHEETS GLASS		10351		5511
700330 PROFILES OF GLASS	46	3137		75
700420 GLASS COLOURED OPACIFIED FLASH		870	191	191
700490 OTHER GLASS	11919	79017	9923	106498
700510 NON-WIRED GLASS HAVE ABSORBENT	22349	272837	10963	189155
700521 NON-WIRED GLASS COLOURED,OP/FE	16006	155307	16299	116098
700529 OTHER, NON-WIRED GLASS	24409	231804	16746	180772

Contd.

10.11 Imports by Economic Categories (Detail)

(In Thousand Rupees)

Items	June, 2016	From July, 2015	June, 2015	From July, 2014
700530 WIRED GLASS				825
700600 GLASS BENT, EDGE-H-70.03,04,05	17303	198605	29914	102375
700711 THOUGHENED SAFTY GLASS FOR VES	27049	296043	27007	231326
700719 OTH THOUGHENED SAFTY GLASS	19307	346547	40263	318900
700721 LAMINATED SAFTY GLASS VEH/VESL	10494	122160	3911	168485
700729 OTHER, LIMINATED SAFETY GLASS	19476	164608	5125	136768
701090 OTH CARBOYS BOTT,FLASK,JAR,POT	119277	954773	77283	889397
701110 FOR ELECTRIC LIGHTING	12757	97565	8823	56273
701400 SIGNALLING GL-WARE,OPTCAL ELEM	1302	11885	3025	46965
701510 GLASS FOR CORRECTIVE SPECTACLE	1481	3084	1407	6571
701610 GLASS CUBES/OTH SMALLWARE	2371	48455	5336	58019
701919 OTH YARN OF GLASS FIBRE/THREAD	9465	58006	969	27345
701931 GLASS MATS	44828	466433	39034	367265
701932 THIN SHEETS (VOILES)	60165	590504	72026	489639
701959 OTH WOVEN FABRICS	2299	36981	132	50297
710210 UNSORTED, (ROUGH) DIAMONDS		3902		10421
710490 OTH SYN/RECONSTI SEM/PRE STONE	21	26284		22629
711890 OTHER COIN	94	3832		442
720110 NON-ALLOY PIG IRON<0.5% PHOSP	56153	999261	33517	823163
720120 NON-ALLOY PIG IRON>0.5% PHOSP		1496		12918
720211 FERRO-MANGANESE CONT 2% CARBON	100847	870555	40820	743671
720219 OTH FERRO-MANGANESE	7516	39193	6296	178204
720221 FERRO-SILICON CONT >55% SILICON	29459	384704	53490	705863
720229 OTH FERRO-SILICON	15371	137441	10798	121670
720230 FERRO-SILICO-MANGANESE	251055	2163312	108334	1892499
720241 FERRO-CHROMIUM CONT >4% CARBON	1716	26270		25623
720249 OTH FERRO-CHROMIUM	294	18743		29943
720270 FERRO-MOLYBDENUM		9168	3887	13743
720280 FERRO-TUNGSTEN&FERRO-SIL-TUNGS	244	3748	201	3261
720291 FERRO-TITANIUM/FERO-SILI TITAN		404		116
720292 FERRO-VANADIUM		563		405
720293 FERRO-NIOBIUM		2032	194	1805
720299 OTHER FERRO-ALLOYS	1780	7215		16251
720310 FEROUS PROD BY DIR RUD IRONORE				629
720390 OTH FERROUS PRODUCTS				12
720410 WASTE/SCRAP OF CAST IRON	18045	178785	6444	126905
720421 WASTE/SCRAP OF STAINLESS STEEL	32076	384836	45862	444704
720429 WASTE/SCRAP OF OTH ALLOY STEEL		6313		15967
720430 WASTE/SCRAP TINNED IRON/STL	157155	3807063	414612	4040522
720441 TURNING,SHAVING,MILLING WASTE	5003531	47857728	4060403	42195919
720449 OTHER FERROUS WASTE AND SCRAP	5463740	61169278	5546865	58883485
720450 REMELTING SCRAP INGOTS	3729	20949		3396
720510 GRANULES OF PIG IRON	9117	84790	954	56763
720529 OTH POWDER PIG IRON&SP IRON/ST	5539	71390	11016	55002
720610 INGOTS OF IRON ON STEEL.				56
720690 OTHPRIM FORM (EXCL H-72.03)		61		2911
720711 CONT 0.25% CARBON,IRON/N-ALY/S	79282	2266920	49539	4518762
720712 OTH RECTANGULAR CROSS SECT I/S	93595	266747		5559
720719 OTH SEMI/FIN PROD IRON/N-A.STL		300178		246
721790 OTH WIRE OF IRON/NON-ALOY-STEEL	16109	303467	44614	392462
721810 INGOTS & OTH PRI FORM ST/STEEL		424		207
722300 WIRE OF STAINLESS STEEL	21746	184370	16498	143643
722410 INGOTS OTH PRI-FORM OTH A/STEL		2948		1180
732599 OTH CAST ARTI OF I/S NES	6942	408408	21933	218534
732611 GRIND BALL&SIMI ARTI FOR MILLS		3195	52	1822
732690 OTH ARTICLES OF IRON & STEEL	348957	4271212	377672	3342698
740100 CEMENT COPPER (PRECIPITATED)		1608		

Contd.

10.11 Imports by Economic Categories (Detail)

(In Thousand Rupees)

Items	June, 2016	From July, 2015	June, 2015	From July, 2014
740200 UN-REFINED COPPER, COPPER ANODES		4184		2639
740311 REFINED COPPER, CATHODES & SECTIN	755142	9179543	787018	8093754
740312 REFINED COPPER WIRE-BARS		13		149
740319 OTHER, REFINED COPPER	266	19604	2064	25427
740321 COPPER-ZINC BASE ALLOYS (BRASS)		15528		121
740322 COPPER-TIN BASE ALLOY (BRONZE)	5335	25450		32750
740329 OTHER COPPER ALLOYS (O/T H-74.05)	426	10484		11505
740400 COPPER WASTE AND SCRAP	139470	1034960	106302	962946
741999 OTHER, ARTICLES OF COPPER	2483	32480	4719	51228
750210 NICKEL, NOT ALLOYED	84032	906183	130261	901908
750220 NICKEL ALLOYS	194	2877	79	689
750890 OTHER, ARTICLES OF NICKLES	54008	860568	53898	634913
760110 ALUMINIUM, NOT ALLOYED	766053	6423716	453513	3846977
760120 ALUMINIUM ALLOYS	246702	3611087	284557	2026477
761699 OTHER, ARTICLES OF ALUMINIUM	20305	1186145	113724	1122132
780110 REFINED UN-WROUGHT LEAD	626261	8853553	931619	9533108
780191 OTHER UNWROUGHT LEAD CONTAINING ANTIMONY		88306		23904
780199 OTHER UNREFINED LEAD & LEAD ALLOYED	20551	212813	4812	181471
780600 OTHER ARTICLES OF LEAD	2800	46198	613	33066
790111 ZINC NOT ALLOYED WT => 99.99%	229869	2194492	75610	1196984
790112 ZINC NOT ALLOYED WT < 99.99%		1050158	102224	1210885
790120 ZINC ALLOYS	94674	939582	44730	377141
790700 OTHER ARTICLES OF ZINC	13968	136859	7416	139083
800110 TIN, NOT ALLOYED	44507	372211	35971	559882
800120 TIN ALLOYS		3829	3773	7430
800700 OTHER ARTICLES OF TIN	1312	60086		707
810110 TUNGSTEN POWDERS	329	674	399	399
810196 OTHER WIRE OF TUNGSTEN	4198	15888	346	11269
810199 OTHER ARTICLES OF TUNGSTEN	74	1728		1758
810296 OTHER MOLYBDENUM WIRE	780	3599	248	2110
810390 OTHER TANTALUM & ARTICLES THEREOF		5088		
810411 UNWROUGHT MAGNESIUM BY WT 99.8%	5234	23443		13293
810419 OTHER ARTICLES UNWROUGHT MAGNESIUM		26170	209	1387
810490 OTHER ARTICLES OF MAGNESIUM		2287	73	2229
810520 COBALT MATTER & OTHER PRODUCTS	16725	76366		
810590 OTHER INTERMEDIATE PRODUCTS OF COBALT	115	3190	11487	105481
810600 BISMUTH & ARTICLES INCLUDING WASTE & SCRAP		1899		787
810720 UNWROUGHT CADMIUM POWDER		2353		4750
810790 OTHER CADMIUM, WROUGHT & ARTICLES		3439	249	1498
810890 OTHER TITANIUM WROUGHT & ARTICLES	2302	65153	116	453372
810990 OTHER ZIRCONIUM AND ARTICLES	58	3110	361	1810
811010 UNWROUGHT ANTIMONY POWDER	80569	617216	118720	677035
811090 OTHER ANTIMONY ARTICLES INCLUDING WASTE & SCRAP	1593	2478	420	835
811100 MANGANESE & ARTICLES INCLUDING WASTE & SCRAP	11231	18582	160	32407
811219 OTHER BERYLLIUM UNWROUGHT, ARTICLES			402	449
811221 CHROMIUM UNWROUGHT POWDER		1193	136	136
811229 OTHER UNWROUGHT CHROMIUM INCLUDING WASTE	182	815	99	1296
811259 OTHER THALIUM UNWROUGHT INCLUDING WASTE				2488
811299 OTHER BASE METAL UNWROUGHT & ARTICLES		170		34
961900 SANITARY TOWEL & TAMPON & SIMILAR	604573	12710291	477461	10395356
3. CAPITAL GOODS TOTAL	165012250	1482677640	121679893*	1233341393
10611 MAMMALS		100		
10614 RABBITS AND HARES				54
10619 OTHER MAMMALS	60	18316	2099	21915
10620 REPTILES (INCLUDING SNAKES & TURTLES)		443		1153

Contd.

10.11 Imports by Economic Categories (Detail)

(In Thousand Rupees)

Items	June, 2016	From July, 2015	June, 2015	From July, 2014
10631 BIRDS OF PREY	32	1638	141	1449
10632 PSITTACIFORMES(INCL.PARROTS)	6289	87561	4793	91692
10633 OSTRICHES,EMUS(DROMAIUSNOVAEH)		553		
10639 OTHER BIRDS	214	1825	186	6599
10641 INSECTS		8600		3632
10690 OTHER LIVES ANIMALS	412	26683	630	20667
621790 PARTS OF GAR/CLOTH ACCESSORI	1947	8629	625	9841
680300 WORKED SLATE/ARTICLE OF SLATE		219		36
680410 MILL STONE AND GRIND STON MIL	29331	225688	32209	264339
680421 OTH MILLSTONE OF AGGLOMER SYNT	8340	112333	7902	90862
680422 MILL STONE AND GRIND STONE/OTH	143044	1189151	61949	855930
680423 OTH MILLSTONE OF NATURAL STONE	749	42363	6832	47059
680430 HAND SHARPENING POLISH STONE	2066	35026	1356	13517
680510 BASE OF WOVEN TEXTILE FABRICS	69184	515265	44960	460793
680520 ON BASE OF PAPER OR PAPERBOARD	32758	269285	22151	229375
680530 ON BASE OF OTHER MATERIALS	14797	354905	22814	179539
680610 SLAG WOOL ROCKWOOL MINERAL WOL	13200	116368	2499	180358
680620 EXFOLIATED VERMICULITE EXPEND	4729	11804		7274
680800 PANELS,BOARDS,TILES BLOCKS ETC	5132	39963	3159	17985
680911 BOARDS,SHEETS,PANELS,TILES ETC	19037	131657	10016	93381
680919 OTH BOARDS,SHEETS,PANELS OF PL		22039	350	18207
680990 OTH ARTICLE OF PLASTICS	44	5895	1443	10461
681011 BUILD BLOCK,BRICK OF CEMENT	20	458		161
681019 OTH ARTICLE TILE,FLAGSTONE ETC	4887	50800	3236	25598
681091 PREFABRICAT STRUCTURAL COMPONT		2687		86713
681189 OTH ARTICLES NOT CON ASBESTOES		1853	219	6977
681291 CLOTHING ACCE OF ASBESTOES FIB	249	861		16
681292 PAPER MILLBOARD FELT ASBET FIBR		44		83
681293 COMPRESSD ASBESTOS FIB JOINING	14435	126460	17954	120588
681299 O-ARTI OF FABRICA ASBESTOS FIB	3735	31811	506	25495
681320 FRICTION MATERIA CON ASBESTOES	20999	211447	16538	187037
681381 BRAKE LININGS&PADS VEH-H-8711	37756	571682	31204	347839
681389 O-BRAKE LINE&PADS NOT CON ASBE	8141	37890	5639	55553
681410 PLATES,SHEETS STRIPS OF AGLOM	1058	8903	347	8769
681490 OTH, ARTICLES OF MICA	31	6086	38	6049
681510 NON ELETICAL OF GRAPHITE	13469	184500	7201	157357
681520 ARTICLE OF PEAT OTH ARTICLE	148	1423		1016
681591 CONTAIN MAGNESTIC DOLOMITE/CHR				36
690290 OTH REFERECTORY BRIK/BLOK TILE	641	96486	1427	88584
690310 CERAMIC CON>50% GRAPHITE,CARB	955	78878	18938	97527
690320 COLD TUNDISH LINING SLIDE GATE	30243	240524	22411	236442
690890 OTH GLAZED CERAMICS WALLTILES	1537601	12527791	822910	7013335
690911 LAB CERM WARE PORCELAIN/CHINA	41	3169	322	2789
690912 LAB CERM WARE HARD>9 MOH.SCALE	119	30057		9957
690919 LAB CERAMIC WARE CHM/TECH USE	1425	54010	3584	71095
690990 OTH CERAMIC WARES AND SIMILARS	177	6951	129	6535
691010 CERAMIC SINK,ETC.FIXT PORCELIN	88137	769304	64326	597796
691390 OTH STATUTTES, ORNAMENT	174	4439	303	1898
691410 OTH CERAMIC ARTICLES OF PORCEL	5	19	205	2378
710700 BASE METALS CLAD WITH SILVER		20		38
710812 OTH UNWROUGH(GOLD)NON-MONTERY	175191	2545973	233262	2372609
710820 MONETARY (GOLD)		67795		69137
711100 BASE-M-SILVER/GOLD,CLAD PLTNM				226
711230 ASH CONTAINING PRECIOUS METAL		155		
711810 COIN (O/T GOLD),NOT LEGAL TEND		3	53	71
720720 CONT 0.25% MORE OF CARBON I/ST	5696	220482	66527	710151
720810 COILS, I/N-A-STEL-HOT ROLLED	79823	471963	44710	610238

Contd.

10.11 Imports by Economic Categories (Detail)

(In Thousand Rupees)

Items	June, 2016	From July, 2015	June, 2015	From July, 2014
720825 OTH C-HR-I/N-A-STL TH>4.75 MM	5788	66463		74532
720826 OTH C-HR-I/N-A-STLTH=3-4.75MM	41547	197403	1590	51407
720827 OTH C-HR-I/N-A-STL TH<3 MM	84351	140605	407	250475
720836 OTH C-HR-I/N-A-STL TH>10 MM	5421	406478		480609
720837 OTH C-HR-I/N-A-STL TH4.75-10MM	162291	565530	2298	385077
720838 OTH C-HR-I/N-A-STL TH 3-4.75MM	14905	510418	8498	3276956
720839 OTH C-HR-I/N-A-STL TH<3 MM	2409726	22142908	578806	10854079
720840 NOT IN COIL I/S H-ROL W/PATTERN		508845	9931	40411
720851 OTH N/COIL I/S H-ROL TH>10 MM	28101	896478	28672	1236844
720852 OTH N/COIL I/S H-ROLTH>4.75-10	58254	207408	10748	201985
720853 OTH N/COIL I/S H-ROL TH>3-4.75	6082	83835	4255	90758
720854 OTH C-HR-I/N-A-STL TH<3 MM	6522	121481	8477	117161
720890 OTH FLT-ROL PROD IRON WD>600MM	189707	1145645	6441	334529
720915 IN COIL I/S C-ROL TH 3MM/MORE	95672	655032	15898	706816
720916 IN COIL I/S C-ROL TH > 1 < 3MM	791181	7521734	626034	5033117
720917 IN COIL I/S C-ROL TH>0.5-1MM	1004031	4880471	292082	2962044
720918 IN COIL I/S C-ROL TH > 0.5 MM	136271	2272280	202204	2913657
720925 NOT IN COIL I/S C-ROL TH 3MM/>	2805	43895	4122	15784
720926 NOT IN COIL I/S C-ROL TH>1M<3M	33536	1045026	102864	958459
720927 C-ROL I/S TH 0.5 MM TO 1MM	134079	2225815	304713	2266039
720928 NOT IN COIL I/S C-ROL TH<0.5MM	14093	66229	13223	82770
720990 OTH FLT ROL PROD I/S WD>600MM	40694	713482	41581	826147
721011 I/STL PLAT/COAT TIN TH-0.5MM/>	245	15709	325	17062
721012 I/STL PLAT/COAT TIN<0.5MM	279443	2494051	321169	3771005
721020 IR/STL PLAT/COAT WITH LEAD		3859		4924
721030 ELECTROLYTICALLY PLAT/COAT ZIN	313749	4151926	352118	3981232
721041 COR F-R PROD I/S ZINC COAT600		27812	4062	23619
721049 OTH F-R PROD I/S COAT ZINC>600	1204432	17636055	1927999	17752177
721050 F-ROL I/ST COAT CHROMIUM OXIDE	136521	561877	74611	876165
721061 I/S PL/COT ALUMINIUM ZINC ALLY	20498	443992	30811	464594
721069 OTH F-ROL PROD I/S PL/COT ALUM	17097	52419	2106	28930
721070 FR I/S PAINT/VARN, COATED PLAS	812889	4144786	527843	2911634
721090 OTH F-ROL PRD I/NA-ST CLD,COAT	30474	125006	3356	65796
721113 ROLL 4 FACE I/ST TH<4M WD>150M		8171		420
721114 OTH F-ROLL I/S WD<600MMTH>4.75	7221	183826	4389	205694
721119 OTH F-ROLL I/S WD <600MM-CR	13429	164473	7573	131280
721123 F.ROL I/ST CR WT<0.25% CARBON	6088	54218		52527
721129 OTH F-ROL PROD C/ROL WD<600MM	1010	113507	17553	155022
721190 OTH F-ROL PROD I/STL WD<600MM	64429	745115	58170	748074
721210 F-ROL PROD I/NA STL PLATE/COAT	20933	23987		1149
721220 I/S ELECTROLYTCAL PL/CT W/ZINC	58844	219608	4336	157717
721230 I/STEEL OTH WISE PL/CT W/ZINC	548	38325	1969	30381
721240 I/STEEL PAIN/VABNI/COT W/PLAST		16008	1552	24861
721250 I/STEEL OTHWISE PLATED/COATED	7346	57065		78263
721310 BARS/RODS HOT/ROL I/S,CON RIBS	17366	79807		132021
721320 BARS/RODS HOT/ROL FREE-CUT STL		302		53
721391 OTH CIRCULAR C/SEC <14 MM DIA	318706	5915824	599572	4385787
721399 OTH BAR/ROD H-ROL IRR-WND-COIL	26187	277815	29361	470930
721410 BAR/RODS IRON NA STEEL FORGED	33041	418044	54917	191763
721420 BAR/ROD I/S CON RIBS GROOVES	27980	1647004	3350	484774
721430 OTH BAR/RODS OT/THAN HEAD72.13		40007	137424	161875
721491 OTH BAR/ROD I/S RETANGULAR C/S		62005		716
721499 OTH BAR/ROD I/S O/THN H-72.13	184729	191812	1776	224292
721510 BARS/RODS FREE CUT STEEL COLD	9123	100410	9620	92139
721550 OTH BAR,ROD COLD-FORMED OF I/S	6257	30826	918	27244
721590 OTH BAR/RODS,OTH NONALLOY STEL	1397	37325	1950	18807
721610 U,I,H SECTIONS H-ROL HIGH<80MM	6773	10282	3776	27482

Contd.

10.11 Imports by Economic Categories (Detail)

(In Thousand Rupees)

Items	June, 2016	From July, 2015	June, 2015	From July, 2014
721621 L SEC H/ROL HT<80 MM 1/NA STEL	5089	21829	55	7285
721622 T SEC H/ROL HT<80 MM 1/NA STEL	344	3517		2105
721631 U,I OR H SEC H-ROL HT 80M 1/ST	66512	1158297	63950	437440
721632 I SECTION	22286	546071	90523	822245
721633 H SECTION	17346	531994	67805	641438
721640 L&T SEC H-ROL HT 80MM OR MORE	11100	31213	6508	130419
721650 OTH ANGLE/SHAPE SEC HOT H/ROL	2000	101634	11346	31253
721661 ANGLE/SHAPE SEC COLD/ROLL		173		1902
721669 OTH ANGLE/SHAPE SEC I/S C-ROLL	446	989		8378
721691 OTH C/FORM I/ST FLAT ROL PROD		1707	117	15451
721699 OTH ANGLE/SHAPE SEC IRON/STEEL	5757	71454	623	54768
721710 WIRE OF I/S NOT PLATED/COATED	13895	255475	204792	450291
721720 WIRE OF I/S PLATED/COAT W/ZINC	17405	188683	10669	141545
721730 WIRE I/S PLATED/COAT W/O B-MTL	43189	500752	63725	749330
721899 OTH SEMI-FINISHED PRO ST/STEEL	4217	20028		5712
721911 F/ROL PROD ST/STEEL HR TH>10MM	3183	12271	1184	4830
721912 COILS ST/STEL-HR TH>4.75-10MM	5123	19943	2447	138665
721913 COILS ST/STEL-HR TH>3MM-4.75MM		3210		9704
721914 COILS ST/STEL-HR TH>3MM		39296		77725
721921 COILS ST/STEL-HR TH>10MM	12620	41070	2699	19008
721922 COILS ST/STEL-HR TH>4.75-10MM	5100	21684	816	25730
721923 COILS ST/STEL-HR TH>3MM<4.75MM	209	31003	740	33262
721924 COILS ST/STEL-HR TH>3MM		17359		36714
721931 COILS ST/STEL-CR-TH >4.75 MM	17898	188175	19380	129302
721932 COILS ST/STEL-CR-TH>3MM-4.75MM	11463	209251	29549	173710
721933 COILS ST/STEL-CR-TH >1MM <3MM	172333	1325500	106610	685235
721934 COILS ST/STEL-CR-TH>0.5MM<1MM	89913	809407	90268	772126
721935 COILS ST/STEL-CR-TH >0.5MM	216974	2627461	205953	2162860
721990 OTH F/ROL PROD ST/ST WD>600 MM	468760	5108709	610902	6456724
722011 F-ROL ST/STEEL H-ROL TH>4.75MM	2064	5068		5534
722012 F-ROL ST/STEEL H-ROL TH<4.75MM	1701	15058	8282	29879
722020 COILS ST/STEEL H.ROLLTH <600MM	54337	507748	60437	735774
722090 OTH F/ROL PROD,ST/ST WD <600MM	12981	115316	4846	98736
722100 BAR/RODS H/ROL IN COIL ST/STEL	108	2699	184	4212
722211 BAR/ROD ST/ST NFW H/ROL CC/SEC	18905	278443	22233	230463
722219 OTH BAR/ROD ST/ST NFW HOT/DRWN	2968	44095	2404	35168
722220 BAR/ROD ST/ST NFW C/FOR,C/FIN	5875	72312		51690
722230 OTH BAR/ROD OF STAINLESS STEEL	26153	323978	14824	141554
722240 ANGLE/SHAPES&SECTION ST/STEEL	14046	89319	2621	18834
722490 OTH SEMI-FIN PROD OTH A/STEEL	562706	5356119	1978934	6937843
722511 GRAIN-ORIENTED SIL-ELEC-STEEL	355862	3303075	259576	2325907
722519 OTH F/ROL PROD SIL-ELEC-STEEL	88874	1090452	124601	1113676
722530 OTH NFW HOT/ROLLED IN COILS	4735013	36849765	2725634	31376529
722540 OTH NFW HOT/ROLLED NOT IN COIL	376542	2508145	148919	1251195
722550 OTH ALLOY STEEL NOT WORK(RDUC)		69316	19290	675477
722591 OTH F/ROL PROD ELEC ZINC PLATE				7559
722592 FLATROLLED PROD O/W ZINC PLATE	508	3832	419	14117
722599 OTH F/ROL PROD OTH ALLOY STEEL	103033	999436	290146	2681276
722611 GRAIN-ORIENTED SILICON ELEC ST	34786	384881	19901	163738
722619 OTH FLAT ROLL/PROD SILICON E/S	1280	1280		7914
722620 FLAT/ROL PROD HIGH SPEED STEL				52
722691 OTH FLATROL PROD NETWORK HOT/R		8384	1065	506694
722692 OTH F/ROLL PROD NETWORK COLD/R	18109	222975	8491	178154
722699 OTH F/ROL PROD OTH ALLOY STEEL	3122	36487		2910
722710 BAR/ROD OF HIGH SPEED STEEL		30969		
722720 BAR/ROD OF SILICO-MAG STEEL		324922		
722790 OTH BAR/ROD H/ROLL W/COIL A/ST	259394	3419465	317219	2483021

Contd.

10.11 Imports by Economic Categories (Detail)

(In Thousand Rupees)

Items	June, 2016	From July, 2015	June, 2015	From July, 2014
722810 BAR/RODS OF HIGH SPEED STEEL	2590	8955	116	564
722820 BAR/RODS OF SILICO-MAG STEEL	2079	27482		19736
722830 OTH BAR/ROD HOT ROLLED	1007887	8013124	645177	1632500
722840 OTH BAR/ROD NOWORK FORGED	2032	45788	5473	35879
722850 OTH BAR/ROD NOWORK C/FOR,C/F	806	68048	11108	14304
722860 OTH BAR/ROD ALLOY STEEL NES	3413	360857	64230	126360
722870 ANGLES, SHAPES AND SECTIONS	151655	502039		456
722880 HOLLOW DRILL BARS AND RODS	174	7164	1561	42442
722920 WIRE OTH ALLOY STEEL SILICOMANG		168		35752
722990 OTH,WIRE OF OTHER ALLOY STEEL	7551	110510	11081	191801
730110 SHEET PILING IRON AND STEEL	176889	335194	41427	92162
730120 ANGLE SHAPES & SECTIONS OF I/S	1038	28972	1385	17240
730210 RAILS OF IRON AND STEEL	6159	544005	42312	382378
730230 SWITCH BLADE, CROSS-FROG P/ROD		8011	8292	8391
730240 FISH-PLATES AND SOLE PLATES	3369	6533	9587	18933
730290 OTHER MATERIALS JOINTING RAILS	208	112515	10333	355574
730300 TUBE/PIPE,HOLLOW PROFILE C/IRON	855	96892	4188	204895
730411 L.P FOR OIL&GAS S-STL SEAMLESS	54760	313376	23595	52078
730419 OTH LINE PIPE I/S FOR OIL&GAS	203461	2449094	120886	1736545
730422 DRILL PIPE S-STL DRILL OIL/GAS	20482	21490		177057
730423 OTH DRILL PIPE I/S FOR OIL&GAS	162148	4281299	154361	6517756
730424 OTHER PIPE OF STAINLESS STEEL	2326	818013		1380525
730429 OTH CASING,TUBING I/S-OIL/GAS	49975	2531851	214854	4438060
730431 O- COLD-ROLLRD C.C.SEC I/N.A.S	43369	315752	34878	256055
730439 OTH CROSS SECTION OF N.A-STEEL	258784	2242730	135236	2562238
730441 COLD ROLD CR-SEC OF STAIN-STL	5971	128967	7995	196578
730449 OTH CROSS SECTION OF STAIN-STL	31498	541430	74936	463838
730451 O-C.C.SEC COLD ROL(ALLOY-STL)		7579	152	42120
730459 O-CIR CROSS SEC OF (ALLOY-STL)	4072	161624	64524	104985
730490 O-TUBE PIPE/HOLLOW -PRO SEAMLE	35033	664549	9391	683063
730511 LINE PIPE USED OIL/GAS WELDED		34840		94964
730512 OTH LINE PIPE USED OIL GAS WLD		7008		21356
730519 OTH LINE PIPE USED OIL/GAS P/L		7608632	1047787	5052096
730520 CASING FOR DRILLING,OIL/GAS		18440		50380
730531 OTHER, LONGITUDINALLY WELDED	4992	141000	2513	34210
730539 OTHER, WELDED TUBES AND PIPES		1062		154674
730590 OTHER, TUBES AND PIPES	533	316425	173	205203
730611 L.P-WELDED OF STA-STL(OIL/GAS)		74641		73165
730619 OTH-LINE PIPE O/G PIPELINE I/S	99683	726445	12016	241027
730621 CAS/TUB WELDED LINE PIPE STA-S		290		
730629 O-CASING/TUB LINE PIPE O/G I/S		97253	596	106128
730630 COPPER COAT MILD STL TUB-8.5MM	136552	681742	55063	568532
730640 O-WELDED C.C.SEC OF STAIN-STL	188664	2114638	127651	1707064
730650 O-WELDED C.C.SEC NON ALLOY-STL	25153	439621	41122	449685
730661 O-TUBE,PIPE WELD SQUARE C-SEC	37653	541922	43483	402210
730669 TUBE/PIPE WELD OF OTH C.C-SEC				2786
730690 OTH TUBE PIPE HW-PROFILR I/STL	9219	564980	17036	196904
730711 CAST FIT N-MALLEABLE CAST-IRON	10664	219446	13866	294235
730719 OTHER, CAST FITTINGS	50329	656606	36878	450210
730721 FLANGES, OF STAINLESS STEEL	3316	219053	6885	108836
730722 THREADED ELBO,BEND,SLV S/STEEL	3216	44450	4353	101352
730723 BUTT WELDING FITTING STAINSTEL	1792	39122	3145	101596
730729 OTH TUBE,PIP FITTING STAINSTEL	59439	900456	47291	1065754
730791 FLANGE AIR-P AGRI-TRACTOR<=80H	33640	473698	19539	371762
730792 THREAD ELBO,BEND/SLV IRN/STEEL	71036	437985	22899	519945
730793 BUTT WLEDING FITTING IRON/STEL	3800	357254	34010	252912
730799 OTH TUBE,PIP FIT IRN/STEL NEC	106429	2407576	267542	2999386

Contd.

10.11 Imports by Economic Categories (Detail)

(In Thousand Rupees)

Items	June, 2016	From July, 2015	June, 2015	From July, 2014
730810 BRIDGES AND BRIDGE-SECTIONS	131180	148311	1328	35249
730820 TOWERS AND LATTICE MASTS	256877	4046235	768480	3330137
730830 DOR,WIN/FRAMES,TH-HOLD,FORDORS	15806	339875	6181	436588
730840 EQUIP SC-FOLD SHUT PROP PITPRO	50486	611040	39432	318513
731100 CONT COMPRESDED/LIQEID GAS IR/S	59209	986235	38856	635100
731210 STANDARD WIRE ROPES AND CABLES	116031	1107807	174305	862635
731290 OTH WIRE,ROPE,CABLE,SLINGS I/S	28807	151079	14389	221228
731300 BRABED WIRE OF I/S TNIS HOOP	15612	142890	15503	151722
731412 ENDLESS BAND MACH STEL W-CLOTH	1546	12263	567	5553
731414 OTH WOVEN CLOTH OF STAIN STEEL		49483	2040	26603
731419 STEEL CORD FABRIC LIN MNF TYRE	2833	37148	445	48244
731420 GRIL NET FENC W/LD D=3MM MS100	1596	12449	269	68005
731431 OTH GRL NEW FENC/WLED COTD ZNC	3421	4135		10
731439 OTH GRL NET FENCING AT INTSEC	87	9371	860	31593
731441 OTH CLO GRL NET FENC PL/COT ZN	20507	144315	12324	108881
731442 OTH CLO GRL NET FENC PL/COT PL	489	11267	1000	17130
731449 OTH CLO GRL NET /FENFING	29574	379276	32735	315901
731450 EXPANDED METAL OF IRON OR STEL	238	4265		2112
731511 ARTICULATED LINK ROLLER CHAIN	106396	1006244	89570	838426
731512 OTHER CHAIN, ARTICULATED LINK	48245	313893	16726	222686
731519 PARTS, ARTICULATED LINK CHAIN	13119	236315	8217	95204
731520 SKID CHAIN	131	4280		294
731581 STUD LINK	2562	10120	2703	11362
731582 OTHER, WELDED LINK	1864	59346	6232	48919
731589 OTHER CHAIN,	820	38328	5090	32919
731590 OTHER PARTS OF CHAIN	172	18771	263	31323
731600 ANCHORS,GARPNELS PARTS IRON/ST	19152	161119	5218	46916
731700 NAILS,TAKES,DRAWING PINS IR/ST	35820	349376	22404	244578
731811 COACH SCREW I/S THREADED	262	10551	1502	17532
731812 OTH WOOD SCREW I/S THREADED	3499	35463	3219	31842
731813 SCREW HOOKS,SCREW RING RVT I/S	382	3302	152	3413
731814 SELF-TAPPING SCEWS, THREADED	10344	120754	8215	147317
731815 OTH SCREW,BOTLS W/N NUT/WASHER	141458	2323371	168834	1668814
731816 NUTS, THREADED OF IRON/STEEL	46039	650272	47390	709314
731819 OTH BOLT,NUT,WASHER,RVT I/S TH	12010	248586	25165	231657
731821 SPRING WASHER LOCK WASHER N-TH	1415	37202	3778	43401
731822 OTHER WASHERS. NON-THREADED	11870	141674	7384	109852
731823 RIVETS, NON-THREADED	6468	81723	5937	248412
731824 COTTERS/PINS NON THREADED I/S	639	6538	484	13344
731990 OTH KNITTING NEDLS,GRO HOOKS	7528	117513	6551	96946
732010 LEAF-SPRINGS&LEAVES THEREFOR	18111	211450	30592	124891
732020 HELICAL SPRINGS	1187	22535	821	16894
732190 PARTS OF I/S,COOK APPLI&PLAT-W	23286	207221	19081	139196
732211 RADIATORS/PARTS CAST IRON E-EL	54	1482	25	4975
732219 OTH RADIATOR AND PARTS THEREOF	3726	80221	4304	31142
732490 OTHER, INCLUDING PARTS	28301	175800	16223	118762
732510 OTH CAST ARTI I/S N-MEL C-IRON	13	16565	484	8983
732591 GRINDING BALLS SIMI ARTI MILLS	42604	159692	52921	295478
732619 OTH ATI FORGED/STAMPED N-WORK	84453	1004267	58580	555717
732620 ARTICLES OF IRON OR STEEL WIRE	2504	39636	4441	31678
740500 MASTER ALLOYS OF COPPER.		4561		2896
740610 COPER-POW OF NON-LAMELLAR STRU	105	17422	262	27260
740620 COPER-LAMELLAR STRUCTURE FLAKE	22547	143349	7248	156434
740710 BAR,RODS OF REFINO COPPER	128585	849553	112438	881789
740721 COPPER BAR,ROD PROFIL ZINC BAS	6542	62510	1674	30516
740729 OTH BAR,ROD,PROFIL COPP ALLOYS	2355	45466	6041	44642
740811 WIRE REF COPP MAX CR-SEC DI>6M	39021	453694		294565

Contd.

10.11 Imports by Economic Categories (Detail)

(In Thousand Rupees)

Items	June, 2016	From July, 2015	June, 2015	From July, 2014
740819 OTHER, WIRE OF REFINED COPPER	9123	160718	14032	138359
740821 WIRE OF COPPER ALLOY ZINC BASE	1787	38642	4896	55194
740822 WIRE OF COPPER ALLOY NICK BASE		7290		3574
740829 OTH WIRE OF COPPER ALLOYS ETC	1381	42636	1817	10915
740911 PLAT,SHEET,STRIP REF COPP COIL	26334	139738	16437	235567
740919 OTH PLAT SHEET&STRIP REF COPP	1151	25905	1069	38618
740921 PL,SH&STRIP COPP ZINC BAS COIL	14109	179817	25818	220966
740929 OTH PL/SH/STRI COPP ZINC BAS	1584	43117	11580	42412
740931 PL/SH/STRIP COPP TIN BAS COILS	2507	2771		4376
740939 OTH PL/SH/STRIP COPP TIN BAS-C	782	8886		2444
740940 PL/SH/STRIP COPP NICKLE BASE		593		38
740990 PL/SH/STRIP OTH COPP ALLOYS NS		4128		10410
741011 FOIL REFINED COPP NOT BACKED	68361	877519	75654	792455
741012 FOIL OF COPP ALLOYS,NOT BACKED	46541	521096	56471	714670
741021 FOIL OF REFINED COPPER,BACKED	39673	122617	15875	90583
741022 FOIL OF COPPER ALLOYS,BACKED		2990	2235	17474
741110 TUBE & PIPE OF REFINED COPPER	286496	2176644	426551	1994606
741121 TUB&PIPE COPP ZINC BAS ALLOYS	4256	22271	3147	21403
741122 TUB&PIPE COPP NICKLE BAS ALLY		6410		3198
741129 OTH TUBE&PIPE OF OTH COPP ALLY	11858	40731	3221	29796
741210 COPP TUBE/PIPE FIT REF COPPER	986	19621	1760	13252
741220 COPP TUBE/PIPE FIT COPP ALLOYS	1684	39860	4229	36117
741300 STANDARD WIRE,CABL PL-BAND-NEI	819	68009		12604
741510 NAIL,TACK,DRW-PIN,STAPL,S-ARTI	1494	4155		2370
741521 WASHERS/INCL SPRING WASH N-THR	445	6597	93	1299
741529 OTH NOT THREADED ARTI COPPER	549	10391	950	10099
741533 OTH THRD SCREW,BOLT,NUT COPPER	2579	12334	454	7360
750300 NICKEL WASTE AND SCRAP.				227
750400 NICKEL POWDERS AND FLAKES.	703	17248	907	16534
750511 BAR,ROD,PROFILE NICKLE N-ALLOY		96		369
750512 BAR,ROD,PROFILE NICKLE ALLOYED		3907		3416
750521 WIRE OF NICKEL, NOT ALLOYED		1877	646	3737
750522 WIRE OF NICKEL, ALLOYED	4581	27831	2601	33185
750610 PLAT,SHET,STRIP,FOIL NICK N-AL	14919	44616	15407	110836
750620 PLAT,SHET,STRIP FOIL NICK ALOY		6540		19116
750711 TUBE&PIPE OF NICKEL NOT ALLOYD				775
750712 TUBE & PIPE OF NICKEL ALLOYED		14847	21782	39959
760200 ALUMINIUM WASTE AND SCRAP.	541605	7207851	697259	6245224
760310 POWDER OF NON-LAMELLAR STRUCTU		4324		19204
760320 POWDER OF LAMELLAR STRU FLAKES	4505	48507	1627	31681
760410 BAR ROD PROFILE ALUM NOT ALLOY	6116	128152	12105	121778
760421 HOLLOW PROFILES OF ALUM ALLOYD	8099	12210	5075	18953
760429 OTH BAR,ROD&PROFIL ALUM ALLOYD	12282	168176	17462	82065
760511 ALMU WIRE N-ALLOY MAX DIA>6MM	9288	99821	29094	186353
760519 OTH ALUMINIUM WIRE NOT ALLOYED	11622	108865	3735	105731
760521 ALUM WIR ALLOY MAX CRS DIA>7MM	474	7861	830	3968
760529 OTH ALUMINUM WIRE, ALLOYED	28114	146352	15	31211
760611 RECTANGLE&SQUARE ALUM NOT ALLY	16989	307094	76427	452490
760612 RECTANGULAR/SQ ALUM MOTALLOYED	147381	1777248	130160	1407400
760691 OTH PL,SHET,STRL ALUM NOT ALOY	22937	168959	14827	95991
760692 OTH PL,SHET&STRIP ALUM ALLOYED	34482	208279	61480	234037
760711 ALUM FOIL ROLLED N-WORK/BACKED	299437	3090535	305029	2727752
760719 OTH ALUMINIUM FOIL NOT BACKED	128836	1931780	124597	1837856
760720 ALUMINUM FOIL, BACKED	138094	1756014	181645	1667718
760810 TUBE, PIPE OF ALUM NOT ALLOYED	2215	24763	448	5238
760820 TUBE, PIPE OF ALUM ALLOYED	16086	139148	10552	108117
760900 ALUM TUBE,PIPE FIT(COUP/ELBOW)	1062	24463	3928	29159

Contd.

10.11 Imports by Economic Categories (Detail)

(In Thousand Rupees)

Items	June, 2016	From July, 2015	June, 2015	From July, 2014
761010 DOORS,WINDOW, FRAMS,THRESHOLDS	10387	75620	6085	73532
761300 ALUM CONT FOR COMP/LIQUE GAS	3175	34731	1832	13696
761410 STAND WIR,CABL PL,ALU S-CORE	1431230	2062639		66894
780200 LEAD WASTE AND SCRAP.				2138
780411 LEAD SHET STRIP FOIL TH>0.2MM		71		436
780419 OTHER , LEAD PLATES		189		13399
790310 ZINC DUST(BLUE POWDER)		38224	9709	18430
790390 OTHER ;ZINC POWDER AND FLAKES		1640		1412
790400 ZINC BARS,RODS,PLROFILE&WIRE	3831	52319	6623	30710
800200 TIN WASTE AND SCRAP.				14
811300 CERMETS&ARTICLE INCL WAS/SCRCP		72		63
820110 SPADES AND SHOVELS	3873	38298	1602	12854
820130 MATTOCKS, PICKS, HOES & RAKES	466	1275	138	775
820140 AXES,BILLS HOOKS&SIMI HEW TOOL	220	4202		967
820150 SECATEURS&ONE-HAND PRUNERS SHR	361	1859	52	286
820160 HEDGE SHEARS, TWO-HAND PURNING	183	1222		1324
820190 OTH HAND TOOL AGRICUL,HORTICUL	204	5070	60	2058
820210 HAND SAWS	9377	65902	5112	55740
820220 BAND SAW BLADES	1712	19639	501	11431
820231 CIRCULAR SAW BLADE WITH STEEL	8763	82875	9292	82045
820239 OTH CIRCULAR SAW BLADE,O/MATER	11497	78475	13215	45440
820240 CHAIN SAW BLADES	763	15763	650	9524
820291 STRAIGHT SAW BLADES,WORK METAL	353	24203	1848	15806
820299 OTHER SAW BLADES	12244	101389	6476	89451
820310 FILES, RASPS & SIMILAR TOOLS	7116	91021	12787	93858
820320 PILERS,PINCERS,TWEESZERS S-TOL	25796	241214	25224	207144
820330 METAL CUTTING SHEARS&SIM TOOLS	1374	14521	1972	17480
820340 PIPE CUTTERS BOLD CROPPERS,ETC	4557	35334	3242	30716
820411 NON-ADJUS H-OPER SPANER,WRENCH	50955	380771	43271	330909
820412 ADJUSTABLE H-OPER SPANER,WRENC	22291	260999	20061	204313
820420 INTERCHAGEABLE SPANNER SOCKETS	4299	46116	4006	49453
820510 DRILLING,THREADING TAPPING TOL	3943	27047	645	18078
820520 HAMMERS AND SLEDGE HAMMERS	6971	56606	3613	39056
820530 PLANES,CHISELS,GOUGE WOOD WORK	1394	13217	534	12145
820540 SCREW DRIVERS	20603	141400	13601	132128
820551 OTHER HAND TOOLS H-HOLD N.E.S.	5996	40055	5700	30936
820559 OTH HAND TOOL(GLAZZIER DIMOND)	19508	334767	18583	170950
820560 BLOW LAMPS		118	21	509
820570 VICES, CLAMPS AND THE LIKE	7940	56527	1174	25959
820590 SETS OF ARTI.TWO/MORE,SUB-HEAD	4563	96401	5803	91691
820600 TOOL TWO/MORE OF H.82.02TO.05	24402	326340	1286	21559
820713 ROCK DRILLING,EARTH BORING TOL	2403	40714	4833	28631
820719 OTH INC PARTS ROCK DRIL,E-BORI	90650	1707997	217136	2270822
820720 DIES FOR DRAWING/EXTRUD METAL	8738	97502	13123	130123
820730 TOOL FOR PRESS, STAMPING/PUNCH	234006	410060	14255	114494
820740 TOOLS FOR TAPPING OR THREADING	2223	36121	2578	18108
820750 TOOL FOR DRILLING O/T ROCK DRL	66365	891217	24134	465378
820760 TOOLS FOR BORING OR BROACHING		20499	5060	29619
820770 TOOLS FOR MILLING	3375	47565	4074	36280
820780 TOOLS FOR TURNING	4447	75575	8204	84137
820790 OTH INTERCHANGEABLE TOOLS	52494	574055	64233	492359
820810 KNIVS&CUTING BLADE METAL WORK	5897	52827	7341	40019
820820 KNIVS CUTING BLADE WOOD WORK.	1017	28588	3252	30403
820830 KNIVS&CUTING BLADE KITCHEN APP	3754	26238	3805	21329
820840 KNIVS&CUTING BLADE AGRI HORT	823	46383	2520	36063
820890 OTH KNIVES CUTING BLADES F/MAC	59695	529098	34593	499367
830260 AUTOMATIC DOOR CLOSERS	7817	115649	8696	68070

Contd.

10.11 Imports by Economic Categories (Detail)

(In Thousand Rupees)

Items	June, 2016	From July, 2015	June, 2015	From July, 2014
831190 OTH WIRE&RODS AGGLOMTR B/METAL	12456	230718	33420	839720
840120 MACH/APPRAT,ISOTOPIC SEPRATION				83419
840130 FUEL ELEMENT NON-IRRADIATED		27		96
840140 PARTS OF NUCLEAR REACTORS		3357867		4326153
840211 WATERTUBE BOIL S/PROD>45T/H	1611377	12952535	927380	6342270
840212 WATERTUBE BOILER S/PROD-45T/H	39697	668833	8866	919972
840219 OTH VAPOUR GENERATING BOILERS,	10131	2402472	6366	874561
840220 SUPER-HEATED WATER BOILERS		439767		341884
840290 PARTS OFSTEAM/OTH VAPOUR G/BOL	211520	4703202	5008	308926
840310 BOILERS	1176	28560	2284	20835
840390 PARTS CENTRAL HEATING BOILERS	3730	37033	528	537562
840410 AUXILIARY PLANT FOR BOILER	3711	1717369		4453057
840420 CONDENSERS STEAM/VAP POW UNIT	60621	176395		208397
840490 PARTS MASHINE H-8404.1000	1401350	6643765	5133	197831
840510 PRODUCER WATER GAS GENERATORS	136756	213804	74563	664537
840590 PART PROD GAS WATER GENERATOR	728	44814	2465	699175
840610 TURBINES FOR MARINE PROPULSION		2200		543
840681 OTH TURBINE OUTPUT EXCEED 40MW	2915006	5712238		28303
840682 O-TURBINE OUTPUT NOT EXC 40MW	1450350	3652118	62161	3160533
840690 PARTS OF STEAM TURBINES	232667	3134484	104541	2477181
840710 AIRCRAFT ENGINES	793468	3434989		612499
840721 MARINE PROPULSION ENGINES	30170	306247	5144	343407
840729 OT MARINE SPARK-IGN-ROTRY ENG.		3026	202	16752
840731 PISTION ENGINE CAPACITY-50CC	619	32027	3381	59873
840732 PISTON ENG CAPACITY 50-250CC	54764	653461	58586	628725
840733 PISTON ENG CAPACITY 250-1000CC	3696	76619	7051	60658
840734 PISTON ENG CAPACITY EX1000CC	55054	370826	25979	180825
840790 OTH ENGINES	66596	535321	69022	524195
840810 MARINE PROPULSION ENG-DIESEL		11623	1849	54979
840820 ENGINE FOR VEH CHAPTER-87	72879	633282	38998	365090
840890 OTH ENGINES	77991	739272	68938	1125940
840910 PARTS FOR AIRCRAFT ENGINES		148363	352	10919
840991 PARTS,SPARK-IGNITON PIST ENGIN	835625	6983526	996686	6871126
840999 OTH PART,COMPRES-IGN PIST ENG	584079	7832121	724720	8274174
841011 HYD,TURBINE,WATER WHEEL-1000KW	49993	164506		205008
841012 HYD,TURBN W/WHEEL-1000-10000KW		82208		71392
841013 HYD TURBINE,W/WHEEL>10,000KW		3857553	426942	3133276
841090 PARTS, INCLUDING REGULATORS	204537	3715620	7312	1000519
841112 TURBO-JET THRUST EXCEED25KN	42812	71693		
841122 TURBO-PROPLER EXCEED 1100KW		82968		
841181 OTH GAS TRBIN NOT EXCD 5,000KW		392816	592951	1295893
841182 OTH GAS TURBIN EXCE-5,000KW	412945	1695061		1135769
841191 PARTS TURBO-JET /PROPELLERS		20252		31041
841199 OTH, PARTS OF GAS TURBINES	2766261	10671504	732372	10121751
841210 REACTION ENG OTH THAN TURB-JET				334
841221 LINEAR ACTING,HYD ENGINE&MOTOR	40008	82154	1543	44876
841229 OTH, HYDRAULIC POWER ENG&MOTOR	9501	356902	13176	235169
841231 LINERA ACT,PNEUMATIC ENG&MOTOR	3561	45645	2621	47785
841239 OTH, PNEUMATIC ENG & MOTOR	10904	106109	9828	70897
841280 OTH, ENGINES AND MOTOR	306	26436	1368	262145
841290 PARTS OF ENGINES AND MOTOR	9947	635309	579377	1152661
841311 PUMPS FOR DISPENSING FUEL/LUB	63103	595497	29658	675354
841319 O-PUMP FITTED MEASURING DEVICE	48175	350671	95659	336777
841320 HAND PUMP O/THN H-841311,19	2869	29332	883	13233
841330 FUEL LUBRICATING/COOLING PUMPS	164374	1869361	109353	2105275
841340 CONCRETE PUMPS	951	558683	3737	165995
841350 OTH POSITIVE DISPLACEMENT PUMP	141027	1082907	3966	1368519

Contd.

10.11 Imports by Economic Categories (Detail)

(In Thousand Rupees)

Items	June, 2016	From July, 2015	June, 2015	From July, 2014
841360 OTH ROTARY PIDISPLACEMENT PUMP	10320	51842	9516	597710
841370 OTH CENTRIFUGAL PUMS	1523426	9494278	255663	3623225
841381 OTH PUMS LIQUID ELEVATORS	253118	1402315	44283	889418
841382 LIQUID ELEVATORS	1739	77535	1612	515324
841391 PART OF PUMPS	207892	2095987	140938	2335598
841392 PARTS OF LIQUID ELEVATORS PUMP	183	9963		3960
841410 VACUUM PUMS	18176	337059	4973	193371
841420 HAND/FOOT OPERATED AIR PUMS	4357	66398	7419	38762
841430 COMPRESSOR REFRIGERATOR EQUIP	2400167	17460429	2285288	14689191
841440 AIR COMPRESSORS MOUNTED W/CHAS	103428	446956	21208	295106
841451 FANS TABLE,FLOOR,WALL,WINDOW	301018	1928946	430898	1952550
841459 OTH FANS	60563	953037	38192	849534
841460 HOODS MAX-HORIZONTAL SIDE120CM	15943	177771	20193	175704
841480 OTH GAS COMPRESOR&RECYCL RODS	203930	6544045	244848	13712914
841490 PARTS AIR/VACUM PUMPS ETC.	192096	2483790	737435	3843009
841510 WINDOW/WALL TYPE AC/SPLIT SYS	735255	3931889	352166	2416703
841520 A.C.MACHINES FOR MOTOR VEHICLE	552	116570	119	26177
841581 A.C.MACH COMP MOTOR DRI FAN	27285	227776	60032	191369
841582 O- AC INCOR REFRIGIRATING UNT	16509	330296	7027	183486
841583 OTH A.C. MACH NOT REFRIG UNIT	55792	995074	25636	584311
841590 PARTS OF AIR CONDITION MACHINE	1200705	8171192	1194633	6825303
841610 FURNACE BURNERS LIQUID FUEL	1130	67082	53	11169
841620 OTH FURNAC BURNER INCL COMBINT	20984	408879	7266	177201
841630 MECHANICAL STOKERS GRATES ETC	9957	643452	101420	965061
841690 PART OF BURNRS OTH ART OF 7412	5824	240579	29597	167835
841710 FURNAC & OVEN F/ROAST/MELTING	28672	658508	254199	576519
841720 BAKERY OVENS INCL BISCUIT OVEN	51066	261630	11870	81236
841780 OTHER FURNANCE AND OVENS INDUS	109506	2345679	17557	632050
841790 PART OF INDUSTRIAL LAB FURNACE	55701	280169	57475	278895
841810 COMBINED REFRIG-FREEZE W-DOORS	29085	340800	102525	247034
841821 REFRIGERATORS HOUSEHOLD TYPE	62500	525134	24312	427311
841829 OTH REFRIGERATOR HOUSHOLD TYP	5614	204993	28677	347343
841830 FREEZERS OF CHEST TYPE	1805	19736		35856
841840 FREEZERS OF THE UPRIGHT TYPE	3106	111592	2971	43873
841850 O-FURNI-STORAGE,DISPLY FRZ EQU	13736	407042	5570	112485
841861 OTH REFRIG FREZ EQPT HEAT PUMP		11616		21879
841869 OTH REFRIG FREZ EQPT HEAT PUMP	328826	3023248	676875	2920805
841891 FURNITURE REFRIG FREEZING EQPT	41	15258	919	8538
841899 OTH PARTS REFREGERATING EQUIPT	511126	3835391	561366	3917508
841911 INSTANT GAS WATER HEATERS	8142	315595	2592	179022
841919 OTH INSTANT STRONGWATER HETER	11579	114481	25183	123609
841920 MEDICAL SURGICAL LAB STERILISE	39416	423026	9497	420518
841931 DRYERS AGRICULTUL PRODUCTS	5644	51274	2077	55672
841932 DRYERS WOOD PAPER PULP P/BOARD	2790	15133		26868
841939 OTHER DRYERS	28201	747847	33247	651323
841940 DISTILLING RECTIFYING PLANT	3113	111791	3818	206689
841950 HEAT EXCHANGE UNITS	11871	1223512	20681	1905598
841960 MACHINERY LIQUIFY AIR O/GASES	23961	113426	10474	854429
841981 OTH MACH PLANT EQPT HOT/COL FD	56383	1096227	12373	227301
841989 OTH MACHINERY PLANT AND EQPT	331489	10539428	2041340	18134436
841990 PARTS MACH PLANT LAB EQPT ETC.	79069	1018663	26688	4544977
842010 CALENDERING OTH ROLL MACHINES		375343	11425	84786
842091 CYLINDER(FOR CALENDERING MACH)	1033	20538	2133	28439
842099 OTH PART OF CALENDER MACHINE	3590	94624	5089	58228
842111 CREAM SEPARATORS	36	11573	127	43783
842112 CLOTHES-DRYERS	4481	13386	45	3644
842119 OTH CENTRIFUGES INCLUDING DRYR	24850	1007049	5659	2001168

Contd.

10.11 Imports by Economic Categories (Detail)

(In Thousand Rupees)

Items	June, 2016	From July, 2015	June, 2015	From July, 2014
842121 FILTERING PURIFY MACH&APARATUS	831928	5152778	315966	4015387
842122 FILTERING MACH FOR BEVERAGES	8713	105067	115	34820
842123 OIL&PETROL-FILTER INT.COMBSN	34881	453694	36086	496499
842129 OTH FILTER MACHS APPARATUS NES	266936	1246814	42420	1031323
842131 INTAKE AIR FILTER COMBTION ENG	55120	1502250	31794	7172214
842139 OTH FILTERING PURIFY MACH/APPA	166860	2638878	154021	2309143
842191 PARTS CENTRIFUGES INCL DRYER	69425	706345	61129	909780
842199 PARTS OF FILTERING PURIFY MACH	46427	721952	37368	1022420
842211 DISH WASHING MACHINE HOUSEHOLD	407	7059	17	13346
842219 OTHER DISH WASHING MACHINE	1715	11739	1693	9040
842220 MACH CLEANING/DRYING BOTTLE	7043	112729	44	102017
842230 MACH FILLING/CLOSING BOTTLES	94647	7558352	156895	5633937
842240 OTH PACKING WRAPPING MACHINE	163763	3046062	344644	2371489
842290 PARTS MACH FIL/CLEAN WRAP PACK	112934	2107876	90622	2172492
842310 PERSONAL WEIGHING MACHINES	3097	60042	5997	54872
842320 SCALES FOR CONT WEIGHING GOODS	13496	63815	185	25392
842330 CONSTANT WEIGHT SCALES/HOPER	1249	230297	20340	59777
842381 OTH WEIGHT MACHINERY-30KG	4556	33005	4472	73667
842382 OTH WEIGHT MACH CAP-30-5000KG	30395	386471	44358	207679
842389 OTH WEIGHING MACHINERY	16422	182891	2676	116003
842390 WEIGHT MACH WTS ALL KINDS&PART	10300	119632	15537	81921
842410 FIRE EXTINGUISHERS W/N CHARGED	64783	509322	21122	418991
842420 SPRAY GUNS&SIMILAR APPLIANCES	67067	598147	7606	167932
842430 STEAM,SAND BLAST,JET PROJ MACH	2366	52687	3381	67079
842481 AGRICULTURAL OR HORTICULTURAL	10134	277081	36155	345534
842489 OTH APPL PROJ/DISPERS/SPRY LQD	86004	405643	2913	196959
842490 PART MECH APPLIANCE SPRAY ETC.	42268	311569	24599	859618
842511 PULLEY TACKLE HOISTS POWER	112116	407828	219	273358
842519 O-PULLY/HOISTS/WINCH/CAPSTANS	18827	460354	10653	151105
842531 WINCH CAPSTAN POWER E/MOT	9221	129260	398	20885
842539 WINCHES CAPSTAN	12344	84886	3053	115046
842541 JACKS,HOISTS-RAISING VEHICLES	3558	33013	880	26847
842542 OTH JACKS AND HOISTS HYDRAULIC	135977	445967	14202	213033
842549 OTH MECHANICAL HANDING EQUIPMT	536	9993	148	18573
842611 OVERHEAD-TRAVELING CRAN F-SUPO	158678	920787	4021	185281
842612 MOBILE LIFTING FRAME ON TYRES	4578	222086	21874	101384
842619 OTH O/HEAD TRAVEL/TRNSPOT CRAN	27867	7724053		178377
842620 TOWER CRANES	106672	1137885		463802
842630 PORTAL OR PEDESTAL JIB CRANES		271604	9658	51065
842641 O-MACHINERY SELF PROP ON TYRES	165895	764653	2397	233180
842649 OTH MACHINERY SELF PROPELLED	42507	6952718	124535	1083953
842691 O-MACH DESIGED MOUNT ROAD VEH		35570		7111
842699 OTH MACHINERY NOTSELF PROPELED		725398	22090	58518
842710 SELF PROPELL TRUCK WITH EL MOT	24910	388759	30506	455574
842720 OTHER SELF-PROPELLED TRUCKS	172544	1298550	140045	1074261
842790 OTH WORK TRUCK LIFT/HAND EQUIP	2566	214551	1143	135113
842810 LIFTS AND SKIP HOISTS	399928	1810617	76210	1329710
842820 PNEUMATIC ELEVATORS&CONVEYORS		86576	10685	250755
842831 ELEVATOR/CONVEYOR,UN/GROND USE		43934		538
842832 OTH ELEVATOR/CONVEYOR BUKT TYP	1942	30887	8419	158165
842833 OTH ELEVATOR/CONVEYOR BLT TYPE	826408	1055085	1304	304656
842839 OTH CONT ACTELEVATOR,CONVEYOR	45098	1051186	175299	746225
842840 ESCALATORS & MOVING WALKWAYS	569038	1059302	20087	939930
842860 TELEFERICS CHAIR-LIFT,F/FURNIC	3883	16501	1084	15775
842890 OTH MACHINERY LIFT/HANDLE ETC.	43858	1361134	33234	937438
842911 TRACK LAYING BULDOZER/ANGLDOZR	406983	1060615	277117	1057379
842919 BULDOZRS/ANGLEDRO/TRACK LAYING	198373	642141	53108	249529

Contd.

10.11 Imports by Economic Categories (Detail)

(In Thousand Rupees)

Items	June, 2016	From July, 2015	June, 2015	From July, 2014
842920 GRADERS AND LEVELLERS	230750	747245	5509	492104
842930 SCRAPERS				1156
842940 TAMPING MACHINE & ROAD ROLLERS	215646	1061613	53487	316516
842951 FRONT-END SHOVEL LOADERS	336153	2500671	129162	853636
842952 MACHINERY 360 REVOLVG S/STRUTE	579840	891437	4697	50756
842959 OTH MECHANICAL SHOVALS EXCAVOR	1088205	9440045	493343	4151961
843010 PILE-DRIVERS /EXTRACTORS		78011		55518
843020 SNOW-PLOUGHS AND BLOWERS		25630		
843031 SELF-PROP COAL ROCK CUTTER		33703		221
843039 OTH SELFPROP COAL/ ROCK CUTTER		20750	18631	85791
843041 OTH BORS SINK MACH SELF-PROPEL	56103	465164	31172	275014
843049 OTH BOR/SINK MACH NOT SELFPROP	26517	7641478	207610	9334932
843050 OTH MACHINERY SELFPROPELLED	975637	1179705	520	69935
843061 TAMP COMPACT MACH NOT SELFPROP	4187	34550	2541	15409
843069 OTH MACHINERY NOTSELF-PROPELED	31378	246705	17848	46019
843110 PARTS MACHINERY HEADING 84.25	4034	49058	450	42198
843120 PARTS MACHINERY HEADING 84.27	8443	98184	7697	101447
843131 PARTS OF LIFT SKIPHOIST&ESCALT	30667	411691	30189	459174
843139 OTH PARTSLIFT/HANDLE/LOAD MACH	95956	878457	60193	799592
843141 BUCKETS SHOVELS GRABS & GRIPS	21821	93322	2906	67652
843142 BULDOZER OR ANGLEDOZER BLADES		22329		14762
843143 PARTS BOR/SINK MACHINERY	319215	3942972	254363	5935945
843149 PART MACH HEAD 84.26.84.29-30	257467	2971305	251751	3850068
843210 PLOUGHS		100600		973
843221 DISC HARROWS,SCARIFIERS,CULTI	4185	89325	858	24465
843229 OTH HAROW SCARIFIER WEDER&HOS		16894	405	3187
843230 SEEDERS PLANERS & TRANSPLANTER	1286	3817	3174	7756
843240 MANURE SPREADER&FERTILISER DIS		257		1854
843280 OTH AGR HERTI, FORESTRY MACHRY	5895	23681	1124	89077
843290 PARTS AGR HERTICULTURAL MACHIN	1483	49338		142531
843311 LAWN MOVER PARKS/SPORTS GROUD		6702		71562
843319 OTH MOVER LAWN PARKS SPORTGOOD	2880	23533	493	8035
843320 OTH MOWERS INCLUDING CUTER BAR		19636	9521	25667
843330 OTH HAYMAKING MACHINERY	898	4437		16677
843340 STRAW BALER INCL PICK-UP BALER	13808	100813	103872	134931
843351 COMBINE HARVESTER-THRESHERS	113015	1819798	89073	1514022
843352 OTH THRESHING MACHINERY		3092		1682
843353 ROOT/TUBER HARVESTING MACHINES	105	19286	104	2491
843359 OTH HARVESTING MACHINES	13449	355179	10653	176278
843360 MACH CLEAN SORT EGG FRUT AGPRO		9636	9988	221922
843390 PARTS MACH CLEAN/SORT EGG ETC	6669	100118	6219	89064
843410 MILKING MACHINES	2191	49468	51	18221
843420 DAIRY MACHINERY	859	79588	273	407057
843490 PART MILKING/DAIRY MACHINERY	39119	134818	2151	80142
843510 MACHINERY (PRESSES,CRUSHES)	93655	98096	9903	19214
843590 PART OF JUICE EXTRACTING MACHI		4425	141	3462
843610 MACHRY PREP ANIMAL FEED STUFS	125314	902545	205155	876412
843621 POULTRY INCUBATORS & BROODERS		169514	8280	663598
843629 OTH POULTRY KEEPING MACHINERY	79636	1386592	292160	1419458
843680 OTH MACHINERY	8743	50326	736	53031
843691 PARTS POULTRY KEEP MACH BRODER	561	43432	4647	90236
843699 OTH PART OF AGR/HORT MACHINER	31281	278720	44273	212971
843710 MACH CLEAN SORT GRAD GRAIN/VEG	25277	797282	31510	1058248
843780 OTH MACHINERY	175352	474393	28525	729311
843790 PARTS MACHINE USE MILLINDUSTRY	26745	495190	23795	448632
843810 BAKERY MACH MFG MACARONI SPGTI	135234	1093149	42152	1013261
843820 MACH MANU CONFECTIONERY COCA	10127	441471	60170	530124

Contd.

10.11 Imports by Economic Categories (Detail)

(In Thousand Rupees)

Items	June, 2016	From July, 2015	June, 2015	From July, 2014
843830 MACHINERY SUGAR MANUFACTURE	306	60378	80	143378
843850 MACH PREPARATION MEAT/POULTRY	30259	578111	119321	667319
843860 MACH PREP OF FRUITS/NUTS/VEG.	6110	176865	829	237366
843880 OTHER MACHINERY	51151	371359	26821	301458
843890 PARTS MACH/ND MFG FOOD DRINK	17997	696078	15472	281356
843910 MACHINERY M/PULP FIBROUS MATAL	9057	68104		50162
843920 MACHINERY MAKE PAPER P/BOARD	152703	391062	22573	681404
843930 MACHINERY FINISH PAPER P/BOARD	1895	217781	16241	138014
843991 PARTS MACHIN PULP FIBROSMATERL	2358	47474		22567
843999 OTH PARTS MACHIN PAPER P/BOAD	24460	368736	15608	306350
844010 BOOK-BIND&BOOK-SEWING MACHIN	5669	83652	3649	51881
844090 PARTS BOOK BINDING MACHINERY	53	114		4003
844110 CUTTING MACHINES	60432	839714	89090	476483
844120 MACH MAKE BAGS SACKS/ENVELOP	4605	25133	464	2745
844130 MACHI MAKE CARTONS BOX TUBEETC	48510	165645	21717	59153
844140 MACH MOULDING ARTICLE P/P,PULP	14834	269136	4879	110521
844180 OTH MACH FOR MAKING P&P/BOARD	5734	88315	8181	54923
844190 PART MAC H-8441.1000,8441.4000	30849	171478	18575	154474
844230 PRINTING MACH, APATUS&EQUIPMEN	56273	243310	2611	89325
844240 PARTS OF THE FOREGOING MACH	1204	21918	341	10840
844250 PLATE ,CYLINDER/PRINT COMPONE	3163	156472	5828	161199
844311 OFF SET PRINT MACHIN REELFED	5705	205517	2156	83561
844312 SHEET FED,OFFICE TYPE S-22&36	6721	51886	1468	32831
844313 OTH OFFSET PRINTING MACHINERY	288055	1398664	41849	531390
844314 LETTERPRESS PRI-MACH REEL FED		3343		7725
844315 LT-PRESS P-MACH O/T R-FED,FLEX		28553	831	56827
844316 FLEXOGRAPHIC PRINTING MACHIN	24093	360209	76671	179199
844317 GRAVURE PRINTING MACHINERY	33184	799286	99197	700862
844319 HOT STAMPING MACHINES	187623	1693875	164632	1030903
844331 MACH PERFORM TWO OR MORE FUNCT	74010	507429	62437	271753
844332 PRINTER CONNECT TO AUTOMA DPM	105889	1535569	126051	1250532
844339 O-MACH REPRODUC ORIGINAL IMAGE	140026	1152974	71728	595775
844391 PART/ACCE PRINTING MACH H-8442	14191	368444	10827	326379
844399 PARTS /ACCE OTH PRINTING MACH	85652	1051346	66686	845603
844400 MAC EXTRUD CUT M-MADE TEX-MATE	90517	251325		868384
844511 CARDING MACHINES	170707	1991908	168281	2326424
844512 COMBING MACHINES	18593	257001	16558	225316
844513 DRAWING /ROVING MACHINES	147650	1350097	118869	1884720
844519 OTH MACH TEXTURE FIBRE ETC	160406	1673922	89700	1642421
844520 TEXTING SPINNING MACHINES	391495	3960587	383593	4022955
844530 TEXTILE DOUBLING OR TWIST MACH	8677	469982	38589	223360
844540 TEXTILE WINDING MACHINE	425878	2954908	615492	3625789
844590 OTH MACH, TEXTILE FIBRE	276244	2022538	124455	1611995
844610 WEAVING MACH FAB WD-NOT>30CM	601	12298	51257	126273
844621 POWER LOOM WEAV FAB EXCED 30CM	3020	11011		5202
844629 OTH WEAVING MACHINES(LOOMS)	22088	703189	334673	1057583
844630 WEAV MACH FAB >30CM SHUTLES	563573	7890792	123122	6275628
844711 CIRCULAR KNITTING MACHINE	96076	332069	35942	349951
844712 CIRCULAR KNIT MACH DIA>165MM	39182	312973	17598	393541
844720 FLAT KNIT MACH STITCH-BONDING	38891	460093	42042	458600
844790 OTH MACH GIMPED YARN TULE LACE	653343	7344953	598339	6654718
844811 DOBBIES JACQUARD COPY ETC MACH		121715	13119	257675
844819 OTH AUXILARY MACHIN HD84.44-47	179223	1507648	55553	1221454
844820 PARTS&ACCESORIES MACH H-84.44	3614	71027	4744	77557
844831 CARD CLOTHING	83539	1154745	115254	1179331
844832 PART ACCESORY MACH TEXT FIBRE	213	92991	1978	85408
844833 SPINDLE SPIND FLYER S/IN RING	78430	1066387	117487	1377283

Contd.

10.11 Imports by Economic Categories (Detail)

(In Thousand Rupees)

Items	June, 2016	From July, 2015	June, 2015	From July, 2014
844839 OTH PARTS&ACCESSORIES 84.45	166384	1703068	116588	1632637
844842 REEDS FOR LOOMS HEALDS&H/FRAM	18203	362473	45023	324239
844849 OTH PART ACCESSORIES WEAV MACH	50582	601522	61794	695215
844851 SINKERS NEEDLES & OTH ARTICLES	35160	386711	37302	372871
844859 PART ACCESSORY MACH HEAD 84.47	67848	510270	29576	413761
844900 MACH MFG FINISH NON WOVENS	1674	124384	311	71061
845011 WASHING MACH FUL-AUTO NOT>10KG	43723	573618	15681	496258
845012 O-MACH BUILT-CENTRIFUGAL DRIER	3130	153762	2836	137136
845019 O-MACH DRY LINE CAPA -NOT>10KG	8991	78306	941	59203
845020 MACHINE DRY LINE CAP EXCE10KG	8561	65486		21629
845090 PARTS FOR H/HOLD WASH MACHINE	12687	202942	14287	159393
845110 DRY-CLEANING MACHINES	3340	21440	189	31912
845121 DRY MACH OF DRYLINEN CAP<10KG	241	1657	2561	3629
845129 OTH DRYING MACHINES	19996	388807	46654	477890
845130 IRONING MACHINES & PRESSES	42461	172158	3522	123941
845140 WASHING BLEACH DYE MACHINES	119352	2976059	252020	1483047
845150 REELING UNREEL FOLDING ETC MAC	24769	347542	11852	147913
845180 OTH MACHINERY	408800	4441869	195179	3773710
845190 PARTS FOR DRY CLEAN/DYING MACH	32748	401009	38365	346277
845210 SEWING MACHINE HOUSEHOLD TYPE	12280	113244	8269	90843
845221 AUTOMATIC UNITS SEWING MACHINE	52880	188507	93543	254256
845229 OTH SWING MACHINES	254647	2665764	46979	2352453
845230 SEWING MACHINE NEEDLES	37435	131667	10103	115668
845290 OTHER PARTS OF SEWING MACHINE	27200	284161	24857	231923
845310 MACH PREP,TANN HIDE,SKIN LEAT	24137	265136	11926	315080
845320 MACH MAKING/REPARING FOOTWEAR	34179	297388	30251	358557
845380 OTH MACH REPAR H-SKINS/LEATHER	7419	113920	7104	125316
845390 PARTS OF MACH TANNING,FOOTWEAR	8802	98745	13807	104329
845410 CONVERTERS	82	11393	296	5533
845420 INGOT MOULDS & LADLES	1892	12509	902	16614
845430 CASTING MACHINES	42937	540178	9647	323501
845490 PARTS OF CONVERTERS LADLES ETC	14130	120606	13630	74791
845510 TUBE MILLS	3433	526908		153834
845521 HOT/COMBIN HOT&COLD ROLING MIL	38917	398847	41539	428152
845522 COLD, ROLLING MILLS	17096	305899	1513	913005
845530 ROLLS FOR ROLLING MILLS	14655	297117	17796	404850
845590 OTH PARTS METAL ROLLING MILLS	15566	105490	15994	481392
845610 MACH TOOL WORKING BY LSER ETC	11185	152814	3104	83645
845620 MACH OPERATED ULTRASONIC PROCE	269	10598		2065
845630 MA-TOOL OPER ELECTRO DISCHARGE	7936	61692	5738	32934
845690 O-MAC TOOL FOR REMOVAL OF MAT	959	43519	4680	56836
845710 MACHING CENT FOR WORKING METAL	35407	421253	16091	361480
845720 UNIT CONSTRUCTION MACH(SINGLE)		91		2658
845730 MULTI-STATION TRANSFER MACH	3994	12018		53887
845811 HORIZONT LATH NUMERICL CONTROL	7671	211589	3365	103921
845819 OTHER, HORIZONTAL LATHES	23023	200995	6856	137090
845891 OTH LATHES NUMERICALLY CONTROL	6457	145192		58921
845899 OTH LATHES FOR REMOVING METALS	3085	66475	11116	139433
845910 WAY TYPE UNIT HEAD MACHINES	4900	10814	10062	24917
845921 OTH DRILL MACH NUMERICAL CONT	171	12494		11161
845929 OTHER DRILLING MACHINES	26489	213027	15327	128725
845931 OTH BOR/DRIL MACH NUMERI CONTR	5162	14651	305	811
845939 OTHER BOARING-MILLING MACHINES		49689	1439	10387
845940 OTHER BORING MACHINES	10540	83698	3058	80120
845951 MILLING MACH KNEE TYPE N.CONTR	1173	13241	1169	1940
845959 MILL MACH W TRAVERSER =<300MM	1592	47639	13479	61221
845961 OTH MILLING MACH NUMERCAL CONT	35223	52544		27005

Contd.

10.11 Imports by Economic Categories (Detail)

(In Thousand Rupees)

Items	June, 2016	From July, 2015	June, 2015	From July, 2014
845969 OTHER MILLING MACHINES	10691	97556	1105	108176
845970 OTH THREAD/TAPPING MACH	15361	75420		48544
846011 F.SURFACE GRIND MACH NUM CONTR		3263	1610	2500
846019 OTH F.SURF GRIND MAC AXIS0.01M	12411	78845	5254	37763
846021 OTH GRIND MACH NUMERICAL CONTR	20383	80331		23893
846029 OTH GRIND MACH AXIS 0.01MM	30282	47761	192	14058
846031 SHARPENING MACH NUMERICAL CONTR				9053
846039 OTH SHARPENING MACH-TOOL	205	26063	870	11601
846040 HONING OR LAPPING MACHINES	213	11160	27631	46531
846090 OTHER MACHINE TOOLS	7064	91307	1292	84068
846120 SHAPPING OR SLOTTING MACHINES	4019	54592	2576	47644
846130 BROACHING MACHINES	1988	9927		589
846140 GEAR CUTTING,GRIND/FINISH MACH	8635	109968	5746	55381
846150 SAWING OR CUTTING-OFF MACHINES	41558	298489	6092	102510
846190 OTH MACH TOOL FOR METAL WORK	4876	78481	3749	67842
846210 FORGING/DIE-STAMP MACH&HAMMERS	3699	254268	78	279944
846221 BEND,FOLD,ETC MACH NUM CONTROL	256	36215		5468
846229 OTH BENDING,FOLDING MACH	29680	195908	2094	237422
846231 SHEARING MACH NUMERICAL CONTR	16614	95106		29658
846239 OTH SHEARING MACH	39389	130175	4563	106771
846241 PUNCH/NOTCH MACH NUM CONTROL		16491		5065
846249 OTH PUNCHING/NOTCHING MACH	14242	246879	4297	118934
846291 HYDRAULIC PRESSES	3107	244566	16113	89319
846299 OTH PRESSES FOR WORK METAL	28266	118434	3796	130835
846310 DRAW-BENCH FOR BARS,TUBES WIRE		117045		13439
846320 THREAD ROLLING MACHINES	6093	25409		12915
846330 MACHINES FOR WORKING WIRE	481	74614	2767	28442
846390 OTH MACH TOOL WORKING METALS	4607	176127	1870	32905
846410 SAWING MACHINES	3552	17053		16742
846420 GRINDING OR POLISHING MACHINES	3723	63843	1750	64504
846490 OTH MACH TOOL WORK STONE/CER/C	13265	87316	1542	119913
846510 MACHINE FOR MECHANIC OPERATION	96	3186		2895
846591 SAWING MACHINES	2137	22962	571	22061
846592 PLANING,MILLING, MOULD MACH	15173	33015	1583	13587
846593 GRINDING SANDING POLISHING MAC	9949	180995	8022	39842
846594 BENDING OR ASSEMBLING MACHINES	1577	6194	103	86440
846595 DRILLING OR MORTICING MACHINES	490	7392		9881
846596 SPLITTING SLICING PARING MACH	2411	29635		19675
846599 OTH MACH TOOL FOR WOOD CORKETC	12162	254761	1168	177911
846610 TOOL HOLDER SELF OPEN DIEHEAD	7702	62333	10226	50835
846620 WORK HOLDERS	4445	28079	956	36142
846630 DIVIDING HEAD & ATTACH M-TOOL	4171	14893	1451	8525
846691 OTH PART FOR MA-TOOL H.84.64	2459	22105		10006
846692 OTH PART FOR MA-TOOL H.84.65	12431	57402	4604	53182
846693 PART/ACCES MACH TOOL PLAN ETC	12843	182012	11959	202565
846694 PART/ACCES MACH TOOL FOLD ETC	9266	111664	20148	119626
846711 PNEUMATIC ROTARY TYPE TOOLS	2764	7640	703	7747
846719 OTH PNEUMATIC TOOLS FOR WORK	7896	50212	5433	59117
846721 DRILL W ELEC MOTOR OF ALL KIND	55490	215916	10379	120200
846722 SAWS SELF CONTAINED ELE-MOTOR	2234	24915	2594	20561
846729 OTH TOOL WITH ELECTRIC MOTOR	72274	591464	29305	400118
846781 CHAIN SAWS	6935	46811	739	34600
846789 OTH TOOL WORKING IN HAND	23455	151970	6458	83843
846791 PARTS OF CHAIN SAWS	1895	25635	2008	12605
846792 PARTS OF PNEUMATIC TOOLS	1828	31875	4711	21065
846799 OTH PART TOOL WOR IN THE HAND	9296	246254	11598	147807
846810 HAND HELD BLOW PIPES	267	2816	95	390

Contd.

10.11 Imports by Economic Categories (Detail)

(In Thousand Rupees)

Items	June, 2016	From July, 2015	June, 2015	From July, 2014
846820 OTH GAS-OPERATED MACH APPARATU	1881	32152	4140	83623
846880 OTH MACH FOR SOLDER,BRAZING	7389	156468	266	73066
846890 PARTS FOR SOLDERING,BRAZIN MAC	5254	42916	4466	27868
846900 TYPEWRITER;WORD PROCESS MACH	53	3922		1323
847010 ELEC CALCULATOR,DATA REC MAC	7773	135606	7929	153172
847021 CALC. MACH W PRINT DEVICE		345		105
847029 OTH ELECTRO CALCULATING MACHIN		1535		575
847030 OTHER CALCULATING MACHINES		549	15	137
847050 CASH REGISTERS	1794	42496	15674	69304
847090 OTH POSTAGE,TICKET ISSUE MACH	5815	36549	716	36152
847130 PORTABLE AUTOMATIC DP MACHINE	1202611	13816172	1002234	20618572
847141 OTH AUTOMATIC DATA PRO MACHINE	160046	1369401	111616	1803190
847149 OTH PRESENTED IN FORM SYSTEMS	27819	848233	72736	394101
847150 PROCESSI UNIT O/T,H-8471.41,49	324975	3210237	789060	4733536
847160 INPUT,OUTPUT UNIT IN S-HOUSING	84433	705398	56535	1047097
847170 STORAGE UNITS	104527	1363054	103309	1027099
847180 OTH UNITS OF AUTO DAT PRO MACH	73145	209966	7178	100052
847190 OTH LAN,BRIDGES,HUBS EXCL SWIT	12245	650579	37217	614933
847210 DUPLICATING MACHINES	338	2516	844	4435
847230 SORTING/FOLDING/AFFIXING MACH	2664	3916	85	944
847290 OTHER, OFFICE MACHINES	177500	2619213	531438	2103158
847310 PARTS/ACCESS OF MACH H-84.69	898	14911	540	2366
847321 PART CALC MACH H-8470.10.21.29	197	238		127
847329 OTH PARTS OF MACH H-84.70	8250	43597	46278	188902
847330 PARTS/ACCESS OF MACHINE 84.71	167945	1345897	138322	1282219
847340 PARTS/ACCESS MACHINE HEAD84.72	7711	288210	10562	250495
847350 PARTS/ACCESS MAC HD84.69-84.72	699	15078	46	8836
847410 SORTING/SCREENING/WASHING MACH	46508	487057	5196	223664
847420 CRUSHING OR GRINDING MACHINES	1337366	2227074	1316804	2102079
847431 CONCRETE OR MORTAR MIXERS	276437	1101416	71005	1002405
847432 MACH FOR MIXING MINERAL&BITUME	42072	428228	28464	271595
847439 OTH MACH FOR MIXING MINERALS	101	123909	2955	100527
847480 OTHER MACHINERY	96039	1055945	623572	877640
847490 PART OF SORTING,SCREENING MACH	216588	2023468	164440	1306789
847510 MACH FOR MAKING ELEC LAMP/TUBE	949	35218		152
847521 MACH FOR MAKING OPTICAL FIBRE		10		
847529 OTH GLASS WORKING MACHINES	75633	243647		266393
847590 PARTS OF MACHINES H-NO.84.75	11762	81566	6440	76471
847621 BEVERAGE/VENDING MA W REFRIG	253	6415	6	4043
847629 OTH,AUTOMA BEVERG-VENDING MACH	101	1852	428	2256
847681 OTH MACH HEATING/REFRIG,DEVICE	1216	1450		2089
847689 OTH MACH INCL MONEY CHANG MACH		717	17	5485
847690 PARTS OF MACH HEADING 84.76	333	5606		465
847710 INJECTION-MOULDING MACHINES	626567	3652410	131177	2296125
847720 EXTRUDERS	317931	1077900	99300	790624
847730 BLOW MOULDING MACHINES	114260	1125687	44489	1165944
847740 VACCUM MOLDING/THERMOFORM MACH	26430	162323	5282	95622
847751 MACH MOULD PNEUMATIC TYRE,TUBE	472	165948		210351
847759 OTH MACH FOR MOLDING/FORMING	2391	164959	376	107217
847780 OTH MACH FOR WORKING RUB/PLAST	180440	4255296	207566	1208688
847790 PARTS OF MACH,WORKING RUB/PLAS	91125	939823	34627	696018
847810 MACH FOR REPARING TOBACCO	5498	387845	49132	273312
847890 PARTS OF MACHINES OF H-84.78	30951	674604	53266	480311
847910 MACH FOR PUBLIC WORKS,BUILDING	73888	738154	37607	460395
847920 MACH FOR EXTRACT/PREP FATS/OIL	1617	548736		299639
847930 PRESS PARTICAL/FIBRE BOARD ETC	23354	940693	196084	845401
847940 ROPE OR CABLE MAKING MACHINES		476846	31411	116265

Contd.

10.11 Imports by Economic Categories (Detail)

(In Thousand Rupees)

Items	June, 2016	From July, 2015	June, 2015	From July, 2014
847950 INDUSTRIAL ROBOTS(N.E.S.)		7378	363	78802
847960 EVAPORATIVE AIR COOLERS	44243	435020	66803	526109
847971 PASSE BOARD BRIDGE.AIRPORT USE	552108	654808		
847979 OTH PASSENGER BOARDING BRIDGES		2412	760	284466
847981 MA FOR TREATING METAL/FLE WIRE	23854	363807	10444	87550
847982 MIX/KNEAD/CRUSH/GRIND ETC MACH	255375	1254328	146795	4001253
847989 OTH APPLI IDIVIL FUNCTIO MACH	1117699	6011763	392225	8971531
847990 PART OF MA H- 8479.20.60.82.84	341912	1796588	640872	2327605
848010 MOULDING BOXES FOR MET FOUNDRY	1261	38256	1001	21269
848020 MOULD BASES	9479	85811	19115	91525
848030 MOULDING PATTERNS	970	18640	1533	71075
848041 INJECTION OR COMPRESSION TYPES	5238	149511	5659	77589
848049 OTH, MOULDS FOR METAL/CARBIDES	18373	464588	17528	312219
848050 MOLULDS FOR GLASS	14605	86789	4753	84549
848060 MOULDS FOR MINERAL MATERIALS.	57230	446775	6161	54288
848071 INJECTION OR COMPRESSION TYPES	66881	745768	49937	565053
848079 OTH MOULDS FOR RUBBER/PLASTICS	259683	2152681	175920	1173011
848110 PRESSURE-REDUCING VALVES	162189	2038050	180154	2733211
848120 VALVES,OLEOHYD/PNEUMATIC TRANS	15937	237650	23277	2048315
848130 CHECK (NONRETURN) VALVES	138686	1259263	63949	961091
848140 SAFETY OR RELIEF VALVES	126740	772659	46759	780023
848180 OTH APPLIANCE(TAP,COCKS,VAL)	480570	9480759	709257	7587382
848190 PARTS OF APPLICANCE H-NO.84.81	100168	1366578	84478	1042818
848210 BALL BEARINGS.	392746	4534442	429456	3801047
848220 TAPERD ROLLER BEARING INC CONE	73801	779271	56218	734060
848230 SPHERICAL ROLLER BEARINGS	22666	325118	33151	368147
848240 NEEDLE ROLLER BEARINGS	6124	87698	10466	88608
848250 OTH CYCLINRICAL ROLLER BEARING	14712	177592	13933	248266
848280 OTH COMBINED BALL/ROLLER BEAR	61505	428983	72627	605499
848291 BALLS, NEEDLES/ROLLERS PARTS	22054	195604	16378	178424
848299 OTH PARTS OF BALL/ROLLER BEAR	26777	248195	21748	294118
848310 TRANSMISSION/CRANKS/SHAFTS.CAM	257968	2749395	321253	3112175
848320 BEARING HOUSING-BALL/ROLR BEAR	21047	127661	41434	163454
848330 BEARING HOUSING NOT INCOR BEAR	185372	1931730	136105	1906561
848340 GEAR,CHAIN SPOK,GEAR BOXES ETC	124314	2745066	188482	2097195
848350 FLYWHEL/PULEY INCL PULEY BLOCK	11581	139777	13644	121645
848360 CLUTCHES AND SHAFT COUPLING	60637	1039128	35524	678353
848390 PARTS OF HEADING 84.83	23768	481195	40393	501983
848410 GASKET&SIMILAR JOINT OF MATALS	56587	790413	51084	788897
848420 MECHANICAL SEALS	69737	692673	35687	589499
848490 OTH GASKET&SIMI JOINT DISSIMIL	137465	1047071	52441	776411
848610 MACH FOR MANUF BOULES / WAFERS				10
848620 MAC FOR MANUF S-COND,I-CIRCUIT		887	43	21866
848630 MACH FOR MANUF FLAT PANEL DISP		556		44
848640 MACH FOR MANU OF I-CIRCUIT,NES		17409		
848690 PARTS&ACCE OF MACH MANU S-COND		2322	125	12169
848710 SHIPS/BOATS,PROPELLERS&BLADES	180	36784		16413
848790 O-PARTS&ACCE NOT CON ELE-CONNE	31156	395023	25668	352074
850110 ELEC MOTOR OUTPUT NOT>37.5.WAT	78863	831317	105782	822779
850120 UNIVERSAL AC/DC MOTOR >37.5 W	62151	447922	46347	310419
850131 OTH DC MOTOR/GEN 0-P=750 WATT	34760	289065	17166	212044
850132 O-DC MOTOR/GEN 0-P-750W-75KW	8646	94051	11535	133391
850133 OTH DC MOTO/GEN 0-P-75KW-375KW	377	59464	2829	103135
850134 OTH DC MOTOR/GEN OUTPUT >375KW		58289	68	148084
850140 OTH AC MOTORS,SINGLE-PHASE	248815	2009115	232530	1648346
850151 OTHER AC MOTORS MULTI-PHASE	49271	486196	41320	321250
850152 AC MOTORS,OUTPUT-750W-75KW	160497	1724964	80503	1883512

Contd.

10.11 Imports by Economic Categories (Detail)

(In Thousand Rupees)

Items	June, 2016	From July, 2015	June, 2015	From July, 2014
850153 AC MOTORS,OUTPUT>75KW	232267	965997	39381	596130
850161 AC GENERATORS OUTPUT NOT>75KVA	107013	906953	137230	588364
850162 AC GENERATORS OUTPUT-75-375KVA	39670	219029	31357	153647
850163 AC GENERATOR 0-P-375KVA-750KVA	1118	10105	4305	20587
850164 AC GENERATORS OUTPUT >750 KVA	6591	500167	42682	7530965
850211 EL GNERATOR (DIESEL)0-P>75 KVA	843274	4627736	189565	3359673
850212 GENER SET(DIESEL)OP- 75-375KVA	359848	2024416	165705	1766002
850213 GENER SET(DIES ENG)OP>375KVA	1155429	16122448	161342	9931239
850220 GENER SET(SP-ING ENG)OP>375KVA	65628	3929276	1653193	6905107
850231 GENERATING SETS,WIND POWERED		40854542	3560247	8072773
850239 OTHER GENERATING SETS	572410	21430440	5867503	29882052
850240 ELECTRIC ROTARY CONVERTERS.		101		1277
850300 PARTS FOR MACHIN H-85.01/85.02	1456425	6013863	157058	3481839
850410 BALLAST FOR DISCHARG LAMP/TUBE	8043	156162	21964	182661
850421 LIQUID DIELECRICT FORMERS	5597	50202	562	35078
850422 LIQ D-E T/FORMER-650-10000KVA		247090		24164
850423 LIQ DI-ELE T/FORMER >10000KVA		2964330	57837	194235
850431 OTH TRANSFORMER-PHC-NOT>1 KVA	130908	888429	55653	682517
850432 OTH TRANSFORMER-PHC-1KVA-16KVA	13732	306702	7239	116983
850433 OTH TRANSFORMER-PHC-16-500KVA	17898	1258680	34084	423832
850434 OTH TRANSFORMER-PHC>500 KVA	812063	8586350	162119	4298901
850440 STATIC CONVERTERS	945092	9355234	835295	8446796
850450 OTHER INDUCTORS	21632	262681	12461	320823
850490 PARTS ELEC POWER MACH H-8504	200726	1967789	363318	1570544
850511 PERMANENT MAGNETS AND ARTICLES	12388	86899	5542	67660
850519 OTH PERMANENT MAGNETS&ARTICLES	26781	208259	31401	193674
850520 EL-MAGNET COUPLING,CLUTCH ETC	5310	39618	4629	41582
850590 OTH EL-MAGNET INC/PART HD85.05	3466	288567	5143	160672
850610 MANGANESE DIOXIDE P/CELL&BATT	63015	958521	63580	855837
850630 MERCURIC OXIDE P/CELL&BATTERIES		242		
850650 LITHIUM PRIMARY CELL&BATTERIES	23912	341005	12761	340990
850660 AIR ZINC PRIMARY CELL&BATTERIES	714	5390	634	6035
850680 OTHER PRIMARY CELL&BATTERIES	26350	497528	33374	448678
850690 PARTS OF PRIMARY CELL&BATTEIES	35031	136422	3996	49813
850710 LEAD-ACID ACCUMULATOR(STARTNG)	1077	357798	1381	43996
850720 OTHER LEAD-ACID ACCUMULATORS	379821	6388708	480068	6074106
850730 NICKEL-CADMIUM ACCUMULATORS	16729	117744	3026	101789
850740 NICKEL-IRON ACCUMULATORS		31		28
850750 BATTERIES NICKEL-METAL HYDRIDE	1953	16886	865	6868
850760 BATTERIES LITHIUM-ION	6306	164296	5275	52582
850780 OTHER ACCUMULATORS	26536	530618	16509	268609
850790 PARTS EL-ACCMOLATOR INCL SEPR	31848	584786	60025	463000
850811 VACUM CLEANER SE-CONTA E-MOTOR	5129	77750	1602	50725
850819 OTH VACUUM CLEANERS SELF MOTOR	3565	37438	7749	40044
850860 OTHER VACUUM CLEANERS	2338	20875	1196	27143
850870 PARTS OF VACCUM CLEARNERS	34	3929	233	4170
850940 FOOD GRINDER/MIXERS&JUICE EXT	58365	793378	76915	728898
850980 OTH DOMESTIC APPLIANC	7941	139452	18768	192111
850990 PARTS DOMESTIC APPLIAN	71967	536482	37570	268460
851010 SHAVERS SELF CONTAINED EL-MOTO	15236	75178	7569	50903
851020 HAIR CLIPPERS SELF CON EL-MOTO	7752	60378	7693	45670
851030 HAIR-REMOVING APPLIANCES	15140	69996	2380	80809
851090 PART OF SHAVER/CLIPPER/REMOVER	618	21115	5238	27111
851110 SPARKING PLUGS	85706	1074247	62921	901106
851120 IGNITION/DYNAMOS MAG-FLYWHEELS	9658	69070	11579	106928
851130 DISTRIBUTORS;IGNITION COILS	35951	389433	27020	290344
851140 STARTERS MOTORS/DUEL PUR GENER	22683	186477	10659	121268

Contd.

10.11 Imports by Economic Categories (Detail)

(In Thousand Rupees)

Items	June, 2016	From July, 2015	June, 2015	From July, 2014
851150 OTHER GENERATORS	7740	51309	1561	172277
851180 OTH EL-IGNITION/START EQUIP	4297	62087	3246	23697
851190 PARTS OF THE HEADING NO.85.11	88631	1236316	83642	966782
851210 LIGHTS SIG EQUIP BICYCLE USED	859	4226	698	4343
851220 OTH LIGHTING SIG EQUIPMENT	195804	2107660	175184	1792451
851230 SOUND SIGNALLING EQUIPMENT	27314	188076	14958	156647
851240 WINDSCREEN WIPER,DEFROST/DEMIS	5886	64449	6253	41933
851310 PORTABLE ELECTRIC LAMPS	79670	1313908	72304	1422048
851390 PARTS(OF THE HEADING NO.85.12)	222	5234	247	6606
851410 RESISTANCE HEATED FURNACE/OVEN	634	15790	2446	12108
851420 INDUCTION/DIELECTRIC FUR/OVENS	135	122410		21691
851430 OTHER FURNACES AND OVENS	4841	313876	6153	204126
851440 OTH IND/DI-EL HEATING EQUIPMNT	2676	202570	1093	45953
851490 PARTS(OF HEADING NO.85.14)	5105	96195	5814	79074
851511 SOLDERING IRONS AND GUNS	3981	110032	4540	70732
851519 OTH BRAZING/SOLDER IRONS&GUNS	10527	95108	2805	57945
851521 MACHINES,RES WELDING OF METAL	5807	62623	39	10976
851529 OTH MACH RES WELDING OF METAL	10169	187506	6365	155971
851531 MACH ARC WELDING METAL F/AUTO	7836	61344	22826	42423
851539 OTH MACH/APP ARC WELDING METAL	47814	818737	11056	227617
851580 OTH MACH/APP HOT SPRAYING METL	8293	226637	4512	110859
851590 PARTS(OF HEADING NO.85.15)	18394	587867	5370	149923
851610 ELE INSTANEOUS/IMERSION HEATER	1013	114829	2978	65717
851621 STORAGE HEATING RADIATORS	429	20448	1049	16171
851629 OTH ELE SPACE/SOIL HEATNG APPA	4740	289283	5665	451515
851631 HAIR DRYERS	3921	65036	9534	53642
851632 OTHER HAIR DRESSING APPARATUS	11109	45768	5086	47028
851633 HAND DRYING APPARATUS	252	18016	629	5229
851640 ELECTRIC SMOOTHING IRONS	23925	179964	7741	119395
851650 MICROWAVE OVENS	76270	364501	6066	192073
851660 OTH OVEN/COOKER/GRILL/ROASTERS	13926	328007	15932	212083
851671 ELECTRIC COFFEE OR TEA MAKERS	4882	50473	4196	102380
851672 ELECTRIC TOASTERS	8644	137576	11650	200855
851679 OTH ELECTRIC-THERMIC APPLIANCE	2013	282081	47651	300555
851680 ELECTRIC HEATING RESISTORS	17550	140246	11508	180175
851690 PARTS EL-THERMIC APP H-85.16	18568	971674	29948	1034650
851711 LINE TELEPHONE CORDLESS H-SETS	4284	90095	9954	81291
851712 TELEPHONE FOR CELLULAR NETWORK	6904924	78632992	7006276	73253234
851718 OTHER TELEPHONES	27472	158754	5685	120925
851761 BASE STATIONS FOR WIRELESS N-W	346343	7379495	797983	4659598
851762 MACH FOR RECEPTION VOICE/IMAGE	1333051	27714654	1601350	26627750
851769 OTHER APPARATUS	509885	7230835	645415	13905918
851770 PARTS FOR TELEPHONES/WIRELESS	225842	5243353	215552	9292481
851810 MICROPHONES AND STANDS THEREOF	6012	60165	9826	62044
851821 SINGLE L/SP MOUNTED IN ENCLOUR	29673	220991	20252	199245
851822 MULIPLE L/SP MOUNTED IN ENCL	12138	184715	30894	312047
851829 OTH L/SP NOT MOUNTED IN ENCL	39294	411180	60511	454678
851830 HEAD/EAR/MICRO PHONE SPEAK SET	58327	536053	54117	484092
851840 AUDIO FREQUENCY ELEC.AMPLIFIER	10249	68919	4860	62509
851850 ELECTRIC SOUND AMPLIFIER SETS	10329	46776	3021	35981
851890 PARTS & ACCESSORIES HEAD 85.18	11373	95818	12658	146408
851920 APPA OPERATED BY COINS,BANKNOT		160		
851930 TURNTABLES (RECORD-DECKS)	21	235		275
851950 TELEPHONE ANSWERING MACHINES		1537		1566
851981 O-APPA USING MAG/OPTICAL MEDIA	1167	5910		815
851989 OTH COMPACT DISK PLAYERS	8439	52067	6009	36623
852110 MAGNETIC TAPE TYPE	3534	35750	4934	34676

Contd.

10.11 Imports by Economic Categories (Detail)

(In Thousand Rupees)

Items	June, 2016	From July, 2015	June, 2015	From July, 2014
852190 OTH VIDEO REC/REPRODUCING APP	17702	200596	17582	173160
852210 PICK UP CARTRIDGES		7		69
852380 DATA/SOUND RECORDED AUTO.DPM	381685	3954246	178281	7309055
852550 TRANSMISSION APPA FOR RADIO/TV	1008	105392	4844	203580
852560 TRANSMISSION APPARATUS	43773	481644	79282	357331
852580 TV CAMERAS,DIGI/VIDEO CAMERA-R	94593	1000185	75536	638877
852610 RADAR APPARATUS	2307	65475	519	28342
852691 RADIO NAVIGATIONAL AID APPARAT	30535	2604950	17458	240376
852692 RADIO REMOTE CONTROL APPARATUS	1558	8560	7	8659
852712 POCKETSIZE RADIOCASSETTE PLAYER	117	3420	440	3309
852713 OTH APPA COMB W/SOUND REC/PRO	78	1016		
852719 OTH RECORDING/REPRODUCING APPA	2227	24543	3451	36727
852721 OTH RADIO BRO-RECEIVER FOR VEH	10144	79456	5157	49189
852729 OTH SOUND REC/REPRO APPA VEH	18143	168593	11333	380318
852791 OTH APPA COMB W/SOUND REC/PRO	40	2087		319
852792 APPA NOT COMB W-S-RECOR/REPROD		185	53	259
852799 MODEMS FOR SUND RECOD APPA	463	1883	963	5601
852841 MONITORS AUTOM DATA PRO SYSTEM	2997	15235	722	144695
852849 OTH CATHODE-RAY TUBE MONITORS	2075	40453	131	7455
852851 OTH MONITOR DATA PROCESSING SY	255820	2972133	243590	2688512
852859 OTHER MONITORS	9242	247058	4990	65378
852861 PROJECTOR FOR AUTO- DPS-H8471	14899	174758	17163	205737
852869 MULTIMEDIA PROJECTOR-FOR DP-SY	559	36698	361	4531
852871 RECEPTION APPA FOR TV	29882	287996	15532	228364
852872 OTH COLOUR TV SETS	960693	6546983	52229	1413194
852873 OTH MONOCHROME RECEPTION-APPA		226		13
852910 AERIALS/REFLECTORS ALL KINDS	13462	354247	55375	424802
852990 OTH PARTS/APP H-85.25-85.28	101870	1554290	528679	5125504
853010 EL-SIGNAL EQP RAILWAY/TRAMWAY		2105		3046
853080 OTH SIGNAL EQP EL TRAFIC CONT	3657	115542	5590	93927
853090 PARTS OF EQP HEAD 85.30	2571	36875	12988	28092
853110 BURGLAR/FIRE ALARMS/SIMIL APPT	24065	300118	14561	371295
853120 INDICATOR PANEL INCORP LCD/LED	12476	146815	7136	183012
853180 OTHER APPARATUS	22856	131567	35302	182074
853190 PARTS ELEC SOUND/VIS SIG APPT	6635	95779	4031	112855
853210 FIX CAPACITO 50/60HZ CAP.5KVAR	18829	164404	5077	381055
853221 OTHER FIXED CAPACITOR	303	3239		1173
853222 ALUMINIUM ELECROLYTIC FIX CAP	217	8861	152	15951
853223 CERAMIC DIELEC,SIN-LYR FIX CAP	1125	10232	549	9107
853224 CERAMIC DIELEC MUL-LYR FIX CAP	8501	34074	1574	20459
853225 DIELECTRIC PAPER PLAS FIX CAP	9818	41685	3698	21541
853229 OTHER FIXED CAPACITORS	15837	273895	33514	312746
853230 VARIABLE/ADJUSTABLE CAPACITORS	4479	26556	6017	29679
853290 PARTS OF ELECTRICAL CAPACITORS	1551	50503	6500	32890
853310 FIXED CARBON RES COMP/FILMTYPE	2317	48050	853	71907
853321 OTH FIXED RES CAPACITY < 20 W	805	7027	131	3441
853329 OTHER FIXED RESISTORS	8369	143323	9193	130087
853331 W/WOUND RESISTOR- RHEO&POTEN	2167	30260	2375	25546
853339 OTH W/WOUND VARIABLE RESISTORS	10431	40266	5043	30217
853340 OTH VAR RES INCL REHEOSTATS	10958	115580	8438	98442
853390 PARTS FOR ELECTRICAL RESISTERS	478	10296	6515	17133
853400 PRINTED CIRCUITS	42351	407381	75985	935090
853510 FUSES FOR VOLTAGE >1000 VOTTS	4664	141722	3866	52168
853521 AUTOMA C-BRAKER VOT <72.5 KV	63241	843034	45361	770202
853529 OTH AUTOMATIC CIRCUIT BRAKER	94297	1327380	40749	625951
853530 ISOLATING/MAKE-AND-BREAK SWIT	250982	1543948	82954	252489
853540 LIGHT ARRESTER,VOL LIMITER ETC	19776	319029	721	159829

Contd.

10.11 Imports by Economic Categories (Detail)

(In Thousand Rupees)

Items	June, 2016	From July, 2015	June, 2015	From July, 2014
853590 ELEC APP SWITCHING CIR>1000VOL	19844	1316103	55524	547852
853610 FUSES FOR VOLTAGE <1000 VOLTS	10704	132358	5537	84418
853620 AUTOMATIC CIR BREAKER	207163	2409561	180444	2195044
853630 OTH APP PROTECTING ELEC CIRCUL	18832	129293	8821	184056
853641 RELAYS FOR VOLTAGE	11083	255360	18122	211273
853649 OTHER, RELAYS	63372	1088701	116097	986095
853650 OTHER SWITCHCES	103517	1104085	67070	901813
853661 LAMP HOLDERS	8609	72487	5606	84725
853669 OTHER,PLUGS AND SOCKETS	101239	1052606	84511	883116
853670 CONNECTORS FOR OPTICALFIBRES	5405	37924	2072	38151
853690 OTH ELECTRICAL APPARATUS	109203	1274625	114233	1305997
853710 BOARD,PANEC ETC VOLTAGE-1000V	503961	4481024	377095	4421249
853720 BODIES,CONSOLE ETC VOLT>1000V	26806	4480889	305485	1039037
853810 BOARD,PANELS GOODS HEAD 85.37	73027	890495	20082	470506
853890 OTH PARTS SUITABLE GOOD H85.37	261946	2984016	222265	2499766
853910 SEALED BEAM LAMP UNITS	5928	94534	12592	109765
853921 TUNGSTEN HALOGEN LAMPS	31298	318440	31559	252724
853922 OTH LAMPS 200W FOR VOLT>100V	6363	101687	9091	116591
853929 OTH FILAMENT LAMPS EXCL U-VIOL	40155	557572	33582	496998
853931 DISCHARGE LAMP O/TAN U-V-LAMP	53331	277716	10213	165731
853932 MERCURY OR SODIUM VAPOUR LAMPS	7048	59310	12493	60943
853939 OTH DISCHARGE LAMPS,O/TH ULTRA	549700	9472338	1026094	9188584
853941 ARC-LAMPS (ELECTRIC)	274	6246	220	5304
853949 OTH ULTRA-VOILET/INFRA-REDLAMP	2738	44827	6804	38790
853990 PARTS ELECTRIC FILAMENT/D-LAMP	51257	491192	34928	385495
854011 CATHODE-RAY TV PICTURE TUBES		15084	19125	120788
854020 TV CAMERA TUBE(IMAG CONVERTER)		361		
854040 DATA GRAP DISPL TUBE,COLO/MONO				108
854060 OTHER CATHODE-RAY TUBES		130		203
854071 MAGNETRONS	3027	307227	8385	270760
854079 OTH,MICROWAVE TUBE,CARCINOTR		1647		851
854081 OTHER VALVES AND TUBES:		191	15	597
854089 OTHER VALVES ANA TUBES,N.S.	316	3585	1134	6373
854099 OTH PARTS OF HEADING NO.85.40		2666	363	719
854110 DIODES,OTH THAN PHOTOSENSITIVE	20644	200032	14161	155993
854121 TRANSISTOR O/THAN PHOTOSENSITV	4293	14498	397	19909
854129 OTH TRANSISTOR O/TH PHOTOLEN	8100	78233	6344	105566
854130 THYRISTORS DIACS AND TRIACS	1712	21369	913	22971
854140 PHOTOSENSITIV SEMICONDUCTOR DE	3066036	62880282	5648000	24612406
854150 OTH SEMICONDUCTOR DEVICES	3473	75309	10594	74321
854160 MOUNTED PIEZO-ELECTRIC CRYSTAL	3139	20000	559	39175
854190 PARTS OF APPARATUS OF H-85.41	1312	29048	1956	69488
854231 ELECTRONIC INTEGRATED CIRCUIT	30055	359528	20464	297899
854232 MEMORIES	29	105154	3388	97099
854233 AMPLIFIERS	5124	55480	973	13789
854239 OTH ELECTRO INTEGRATED CIRCUIT	50001	484482	31760	546742
854290 PARTS OF ELEC INTIGRAT CIRCUIT	2311	96372	5487	40928
854310 PARTICLES ACCELERATORS	7	104708	31	3779
854320 SIGNAL GENERATORS	25798	56925	2089	28732
854330 MACH APPA EL-PLATNG ELECTROLYS	349148	673783	5131	114464
854370 OTHER MACHINE/APPARATUS	256894	2963863	271893	3156033
854390 PARTS OF THE APPARATUS H-85,43	10328	237292	6018	277747
854411 WINDING WIRE OF COPPER	7398	237459	6490	104055
854419 OTHER WINDING WIRE OF COPPER	81966	854015	41655	865422
854420 CO-AXIAL CABLE & CONDUCTORS	63214	1165281	21445	798406
854430 IGNITION & OTHER WRITING SETS	13766	714847	12775	285776
854442 COMPUTER LEADS WITH CONNECTOR	65399	1001483	388455	2298076

Contd.

10.11 Imports by Economic Categories (Detail)

(In Thousand Rupees)

Items	June, 2016	From July, 2015	June, 2015	From July, 2014
854449 OTH ELECTRIC CONDUCTOR N>1000V	388745	5493776	595885	7484041
854460 OTH EL CON FOR VOLTAGE >1000V	320130	2682024	93048	1327878
854470 OPTICAL FIBRE CABLES	30564	554401	55725	346484
854511 ELECTRODES USED IN FURNACES	7076	126745	14247	132783
854519 OTHER ELECTRODES	233	15330	876	30088
854520 CARBON BRUSHES	3824	52371	5036	56640
854590 OTH LAMP/BATTERY CARBON,GRAPIT	2083	37505	1764	38949
854610 EELECTRICAL INSULATOR OF GLASS	36	216		1873
854620 EELECTRICAL INSULATOR CERAMICS	6989	2699761	39672	184872
854690 OTH ELE INSU OTH THN GLAS,CERA	25478	219118	6415	171510
854710 INSULATING FITTINGS OF CERMIC		2435		481
854720 INSULATING FITTINGS OF PLASTIC	1041	11305	184	5324
854790 OTH INSULATIN FITT PLAS/CERMIC	8463	257127	32770	742450
854810 WAST/SCRIP PRI BATRY,CEL,ACCUMU	100972	1565688	21913	22881
854890 OTH,PARTS ELE MACHINE/APP NES	307	9945	184	4024
860110 RAIL LOCOMO POWERED ELECTRICIT		9628		
860120 RAIL LOCOMO POWERED ELE ACCUMU				39
860210 DIESEL ELECTRIC LOCOMOTIVES		30822		4094764
860290 OTH,RAIL LOCOMOTVE,LOCOMO TEND		27	61	3116313
860390 OTH,RAILWAY OR TRAMWAY COACHES		14		3045
860400 RAIL/TRAMWAY MAINTENANCE VEHIC		1325631		1627196
860500 RAIL/TRAMWAY PASSENGER COACHES		6999		
860610 TANK WAGONS AND THE LIKE			320	460573
860699 OTH RAIL,TRAMWAY GOOD VAN(NSP)		5466		2522908
860711 DRIVING BOGIES&BISSEL-BOGIES		10	39	54
860719 OTH INCL PARTS AXELS/WHEEL	96916	304227	17172	1271534
860721 AIR BRAKES AND PARTS THEREOF	2707	2707		19740
860729 OTH BRAKES LOCOMO&PATS THEREOF	31204	143851	775	529897
860730 HOOKS,COUPLIN DEVICES,BUFFERS		9403		8492
860791 OTHER PARTS OF LOCOMOTIVES	307977	3106951	376107	8391749
860799 OTH RAILWAY LOCOMOT STOCK PART	173	15991	1017	78888
860800 RAIL/TRAMWAY TRACK FIXTURES	225423	774860	1718	746182
860900 CONTINERS SPECIL DESI,EQUIPPED	15759	232906	37354	257021
870110 PEDESTRAIN CONTROLLED TRACTORS	30	5062		426
870120 ROAD TRACTORS FOR SEMI-TRAILER	1151797	9979108	791470	5282742
870130 TRACK-LAYING TRACTORS		13916		9434
870190 COMP AG-TRACTORS-ANY KIT FORM	686415	2012371	5903	3054719
870210 M.VEH 10 OR >PERSON DIESEL ENG	639540	6596867	643455	6052165
870290 COMP O-M-VEH 10PER&DERIVER AKF	46799	1873278	109065	691766
870310 M-CAR FOR TRAVEL ON SNOW/GOLF	719	29402	1042	8562
870321 MOTOR VEH CYLNDER CAP-1000CC	3506878	38861093	3296504	30997689
870322 OTH CAR CY CAP>1000CC - 1500CC	2920180	33980980	2737347	25903480
870323 OTH VEH CYL CAP 1500 - 3000CC	2067715	17909274	1928286	21064677
870324 OTH VEH CYL CAPACITY>3000CC	487907	5225058	445925	4836337
870331 OTH VEH(DIESEL ENG)CYL-C-1500CC		887	3035	128703
870332 VEH(DIESEL ENG)CY-1500 -2500CC		525955	4857	439731
870333 OTH VEH(DIESEL ENG)CAP>2500CC		558158	4292	307834
870390 OTH M-CAR/M-VEH FOR PERSONS	1026	31533		114549
870410 DUMPERS DESIGN FOR OFF-HIGHWAY	56278	2117539	299478	904405
870421 OTH VEH(DIESEL ENG)NOT>5TONNES	931137	10311292	834110	7047071
870422 OTH VEH(DIESEL ENG)GVW-5-20TON	1016529	7802427	628759	5812973
870423 OTH VEH(DIESEL)GVW >20 TONNES	722999	2390460	106388	1516387
870431 OT VEH SPARK-IGNITION NOT>5TON	415519	5961216	600927	5430057
870432 OT VEH (SP-IGN)GVW > 5 TONNES			4256	4256
870490 OTH VEH FOR TRANSPORT GOODS		4753	1202	1202
870510 CRANE LORRIES	216456	1283273	25695	623543
870520 MOBILE DRILLING DERRICKS			128843	278455

Contd.

10.11 Imports by Economic Categories (Detail)

(In Thousand Rupees)

Items	June, 2016	From July, 2015	June, 2015	From July, 2014
870530 FIRE FIGHTING VEHICLES	195321	233380		74455
870540 CONCRETE-MIXER LORRIES	215377	1436522	67682	627146
870590 OTH SPECIAL PURPOSE MOTOR VEHL	111523	1915044	62409	1964065
870600 CHASIS WITH ENG VEH-H-8701-05				77
870710 BODIES/CABS FOR VEH-H-87.03	27641	112921	457	10438
870790 BODIES OF VEH-H-87042190&.3190	49950	253854	17728	185682
870810 BUMPERS AND PARTS THEREOF	61631	329199	20079	144682
870821 OTH PART ACCE OF BODIES,SEATS	23477	334319	27808	278963
870829 OTH PART ACCE OF BODIES,CABS	699950	5486958	858138	5567082
870830 BRAKES&SERVO-BRAKES,PARTS VEH	89599	877497	68687	682757
870840 GEAR BOXES AND PARTS THEREOF	235343	1079852	150113	1136691
870850 DRIVE-AXLES WITH DIFFERENTIAL	58957	684360	57292	398977
870870 ROAD WHEELS&PARTS&ACCESSO	79407	734456	34900	365821
870880 SUSPENSION SYS,SHOCK-ABSORBERS	197219	1928145	165565	1673503
870891 RADIATORS & PARTS THEREOF VEH	47172	322300	29997	255821
870892 SILENCERS&EXHAUST PIPES,PARTS	2080	21266	2185	7336
870893 CLUTCHES AND PARTS THEREOF	29940	245533	23853	312729
870894 STEERING WHEELS,CLUMNS,BOXES	27785	458447	47412	568158
870895 SAFETY AIRBAGS INFLATER SYSTEM	28	3173	19	1486
870899 OTH PARTS FOR VEHICLES H-8701	569340	8984399	437686	5144791
870911 WORK TRUCKS SELF-PROPEL ELECTR		7031		23940
870919 OTH WORK TRUCK SELF PRO N-FITT		517946	82877	275579
871000 TANKS,OTH ARMOUD FITGHING VEH		14982	2646	31577
871110 MOTORCYCLE CYL CAP-NOT>50CC		1523		3585
871120 M-CYCLE CYL CAPACITY- 50-250CC	570320	9798455	1033310	8760067
871130 M-CYCLE CYL CAPACITY-250-500CC	191	151242	802	21047
871140 M-CYCLE CYL CAP-500-800CC	8973	65790	5390	30563
871150 M-CYCLE CYL CAP EXCEEDIN-800CC		69620	14240	97944
871190 OTH M-CYCLE(INCLUDING MOPEDS)		7584		436782
871200 BICYCLES,OTH DELIVERY TRICYCL	85118	865266	67527	485902
871310 INVALID CARRIAG NOT MECH PROPL	40582	345142	24529	200454
871390 OTH INVALID CARRIAG MOTORIZED	2003	19273	132	6500
871410 SADDLES OF MOTORCYCLES,MOPEDS	536659	6336788	587914	5494283
871420 PART ACCE INVALID CARRIAGES	202	1640	36	993
871491 FRAMES,FORKS & PARTS THEREOF		8729	459	3558
871492 WHEEL RIMS AND SPOKES		5892	2686	10390
871493 HUBS,COAST BRAK HUB,FREE WHEL	21777	129906	5704	116798
871494 BRAK,COAST BRAK HUB,HUB BRAK	1247	13193	1399	13882
871495 OTHER, SADDLES	204	23204	1737	36625
871496 PEDALS,CRANK-GEAR,& PARTS THOF	603	5297	168	6509
871500 BABY CARRIAGES & PARTS THEREOF	3579	77008	14832	79343
871610 TRAILER,SEMI-TRALER CARVN TYPE		14442		2743
871620 SELF LOADING/UNLODING TRAL AGR		15088	4306	11145
871631 TAKER/SEMI TANKER TRAILERS	23911	255176	2634	10933
871639 OTH TRAILER,SEMI TRAI FOR GOOD	8784	175599		68081
871640 OTH TRAILERS & SEMI-TRAILERS		76133	24677	35058
871680 OTH VEH NOT MECHANICALLY PROPL	6857	110637	14601	94831
871690 PARTS,TRAILER SEMI-TRAI H87.16	17815	381505	19901	177044
880100 GLIDERS AND HANG GLIDERS		4756	1640	3399
880211 HALICOPTER UNLADN WT!>2000 KG	167447	167447		
880212 HALICOPTER UNLADN WT>2000 KG		1254270		9276
880220 AEROPLAN UNLADEN WT NOT>2000KG		77035		35780
880230 AEROPLAN UNLADN W-2000-15000KG		56285		73810
880240 AEROPLAN UNLADN WT >15000KG		21896397	90804	9091992
880310 PROPELLERS,ROTORS & PATS THROF		10240	171	13684
880320 UNDER CARRIAGES/PARTS THEREOF		5026	42	2980
880330 OTH PARTS OF AEROPLANE/HELICOP	481036	2752392	137900	1951419

Contd.

10.11 Imports by Economic Categories (Detail)

(In Thousand Rupees)

Items	June, 2016	From July, 2015	June, 2015	From July, 2014
880400 PARACHUTES AND ROTOCHUTES,PART	3393	4015		1679
880510 AIRCRA LAUN GEAR,DECK ARRESTOR		1955		795
880521 AIR COMBAT SIMULATORS & PARTS				11257
880529 OTH GROUND FLYING TRAINER PART		151656	180	4923
890110 CRUISE SHIPS,BOATS FOR PERSONS		47779	11725	11725
890120 TANKERS	26502055	26502055		
890190 OTH VESSELS FOR PERSONS/GOODS				182952
890310 INFLATABLE YATCHS,VESL PLE/SPO		1605	273	883
890391 SAILBOATS,WITH/W-OUT AUX-MOTOR				978
890392 MOTORBOAT,O/THN OUTBOARD M-BO		8257	1414	12329
890399 OTH INFLTABLE YATCHTS	2069	149092		81840
890400 TUGS AND PUSHER CRAFT.	108154	108154		
890510 DREDGERS	1115646	1858680		1010559
890590 OTH LIGHT VESSELS,FLO-CRANES	40907	162546		12858
890690 OTHER VESSELS & LIFEBOATS		46		31
890710 OTH FLOATING INFLATABLE RAFTS	2092	2938		
890790 OTH FLOATING STRUCTURES,TANKS	1046	100815	2584	26615
900490 OTH SPECT,GOGGLE&THE LIKE CORR	29482	81012	5408	42891
900510 BINOCULARS	4018	12613	267	17232
900580 OTH ASTRONOMICAL INSTRUMENTS		55071	223	5784
900699 O-PART,AC P-GRAPHIC F-LIGH APP	123	3651	358	1460
900710 CINEMATOGRAPHIC CAMERAS		2682		403
900720 CINEMATOGRAPH PROJECTOR.S-R/RE	3208	39639		12153
900791 PAR,ACC-CINEMATOGRAPHIC CAMERA	28	3313		623
900792 PART,ACCE-CINEMATOGR PROJECTOR	249	5217		2367
900850 PROJECTORS,ENLARGERS&REDUCERS		7058	3783	5764
900890 PARTS/ACCE OF IMAGE PROJECTORS		1042	245	1192
901010 APPA,EQUI AUTOMATC DEVELO FILM	7062	55742	9341	77014
901050 OTH APP EQU PHO-GRAPHIC LAB	90	9011	412	67140
901060 PROJECTION SCREENS	11037	57617	8157	43197
901090 PART ACCE OF APP/EUIP H-90.10	332	8595	1254	13750
901110 STEREOSCOPIC MICROSCOPES	2769	22239	48	3739
901120 OTH MICROSCOPE P-MICROGRAPHY		10820		783
901180 OTHER MICROSCOPES	38602	171291	45775	161407
901190 PART,ACCE OF OPTCAL MICROSCOPE	4594	12171	412	7531
901210 M-SCOPE O/THN OPTIC M-SCOP APP		25501	264	45863
901290 PART,ACC M-SCOPE O/THN OPTICAL		4143		4253
901310 TELESCOPIC SIGHTS FITT TO ARMS	109	878		5941
901320 LASERS OTHER THAN LASER DIODS	5452	36743	3218	20307
901380 OTH DEVICES APPLI&INSTRUMENTS	20912	265716	10419	219600
901390 PARTS,ACCE OF SUB GROUP-90.13	73	14229	2104	43716
901410 DIRECTION FINDING COMPASSES		11014	624	1530
901420 INST/APPLI AERONAUTIC NAVIGATO	32154	120468		11055
901480 OTH INS/APPLI(NAVIGATIONAL)	46	17288	894	18983
901490 PART,ACCE OF SUB GROUP OF90.14	36	41874	969	31918
901510 RANGEFINDERS	228	1877	670	2185
901520 THEODOLITES AND TACHEOMETERS	453	8407	2898	17991
901530 SURVEYING LEVELS	4270	27061	1029	19251
901540 PH-GRAMMETRICAL SURVEY INS/APP		50468	203	3877
901580 OTH INS AND APPLIANC-SURVEYING	486941	4407312	122142	5777664
901590 PARTS&ACCE OF SURVEYING INSTRU	131078	1920753	43736	1762144
901600 BALANCE SENSITIVITY 5CG/BETTER	6424	41303	4548	45213
901710 DRAFTING TABLE MACH W/NOT AUTO	4511	41315	2709	33924
901720 O-DRAWING MARK/MATH CALC INSTR	4411	76504	5870	44883
901730 MICROMETERS/CALLIPERS & GUAGES	12694	69823	4828	34639
901780 OTHER INSTRUMENTS	24665	149529	9451	131467
901790 PARTS/ACCE OF MEASURING INSTRU	2180	15711	1955	9056

Contd.

10.11 Imports by Economic Categories (Detail)

(In Thousand Rupees)

Items	June, 2016	From July, 2015	June, 2015	From July, 2014
901811 ELECTRO-CARDIOGRAPHS	5939	88701	5322	128602
901812 ULTRASONIC SCANNING APPARATUS	98764	636609	42441	598915
901813 MAGNETIC RESONANCE IMAGING APPA	218358	2127312	201868	1034066
901814 SCINTIGRAPHIC APPARATUS		5099		22552
901819 OTH ELECTRO-DIAGNOSTIC APPARAT	115906	2506310	243255	2328169
901820 ULTRA VOILET/INFRA-RED RAY APP		2851	158	12434
901831 SYRINGES,WITH/WITHOUT NEEDLES	289731	2319413	240250	1832242
901832 TUBULAR METAL NEEDLE/NEDL SUTU	22588	322387	17503	211438
901839 OTH NEDLES,CATHERS,CANNULA	607706	6807239	599582	5750112
901841 DENTAL DRILL ENGINES,W/C-D-EQU		1906	1495	2806
901849 OTH;INS/APPLI, DENTAL SCIENCE	10628	90636	6677	87434
901850 OTH,OPHTHALMIC INST&APPLIANCE	60078	446932	103099	624994
901890 OTH INSTRUMENT & APPLIANCE.	1137070	11386438	825533	9354609
901910 MECHANO-THERPY,MESSAGE/PSY APP	21485	304102	19049	209390
901920 OZONE,OXYGEN ,AEROSOL THERAPY,	127738	1131179	111956	998464
902190 OTH;APP,WORN CARY,IMPL IN BODY	32147	395475	26506	310080
902212 COMPUTED TOMOGRAPHY APPARATUS	385950	3454041	288733	1551277
902213 OTH X-RAY APPA FOR DENTAL USES	1502	4174		11236
902214 OTH,X-RAY APP FOR MEDICAL SURG	30828	841947	70987	1210557
902219 X-RAY APPA FOR OTHER USES	53516	1001375	12421	1049430
902221 APP BASE ON ALP,BETA GAMA RADI		15156		15442
902229 APP ALPHA-BE-GA RADI-OTHER USE	67402	216702		177968
902230 X-RAY TUBES	19248	101179	16482	25127
902290 O-APP AL-B-G RADI INCL PA/ACCE	23745	205642	16483	215622
902300 APPA DESIGNED F-DEMANSTRATION	48010	759772	72345	763251
902410 MACH&APPLI FOR TESTING METALS	14152	82190	5646	121359
902480 O-MACH-TESTING HARDNESS/STREN	110854	529566	104222	439388
902490 PARTS&ACC-HARD/STREN TEST MACH	4899	56874	5107	58890
902511 LIQUID-FILLED THERMOMETER/PYRO	5357	69452	10052	64266
902519 OTHER THERMOMETERS/PYROMETERS	10354	442208	12461	132084
902580 OTHER INSTRUMENTS	21861	282097	20118	256533
902590 PARTS ACCE INSTRUMENTS H-9025	9418	52698	1725	64031
902610 APP,MEASUR/CHECK FLOW/ LEVEL.	14820	438938	23612	405741
902620 APP, MEASUR/CHECK PRESSURE.	44556	579430	297548	1113875
902680 OTH,APP,MEASUR VARIATION LIQ/G	271354	2158363	103486	2469075
902690 PARTS,ACCE OF SUB GROUP 90.26.	16997	852418	23156	203951
902710 GAS/SMOKE ANALYSIS APPARATUS.	30677	306365	19644	328104
902720 CHROMATOGRAPHS/ELECTROPHOR INS	82169	501582	45865	625772
902730 SPECTRO,SPECTROPHOT-METER RADI	58475	408919	32929	340081
902750 OTH,INS.USING OPTCAL RADIATION	72629	1068951	61500	608721
902780 OTH,INST FOR PHYSICAL CHEM ANA	263401	3096272	144248	2417456
902790 MICROTOMES;PART ACCE APP-90.27	38820	467489	78786	578343
902810 GAS METERS	194091	2945231	40718	1187673
902820 LIQUID METERS	5855	17978	6547	21951
902830 ELECTRICITY METERS	4966	187392	17265	142692
902890 PART,ACCE OF SUB GROUP 90.26	45818	869232	208581	869212
902910 REVOL/PROD COUNTRS,TAXIMETERS,	1960	22795	1213	20578
902920 SPEED INDICATORS/TACHOMETERS	10963	90136	8280	44468
902990 PARTS ACCE OF METERS-H-90.29	12201	130333	8681	154842
903010 INS,MEASUR IONISING RADIATIONS	14435	427266	161496	536673
903020 OSCILLOSCOPE&OSCILLOGRAPHS	1948	41520	892	29035
903031 O-INSTR MEASUR VOLTAGE,CURRENT	9553	48811	9383	53782
903032 MULTIMETER WITH RECORD DEVICE	1061	26672	2120	18309
903033 O-METER WITH OUT RECOED DEVICE	28267	258281	22483	225303
903039 O-OSCILLOSCOPE W-RECOD DEVICE	1026	73655	2211	31495
903040 OTH,INS,SPE DESI FOR TELECOMMU	17186	133694	6068	102752
903082 OTH,INS,MEASUR SEMICONDUCTOR		1700	201	1313

Contd.

10.11 Imports by Economic Categories (Detail)

(In Thousand Rupees)

Items	June, 2016	From July, 2015	June, 2015	From July, 2014
903084 OTH,APPA,WITH RECORDING DEVIC	2471	37043	356	34083
903089 OTH,INS,MEASUR ELECTRICAL QTY.	93020	324556	17930	747076
903090 PARTS ACCE OF SUB GROUP 90.30	2983	67135	3286	138687
903110 MACH BALANCING MECHNICAL PARTS	795	40914	2117	51502
903120 TEST BENCHES		62734		82690
903141 OTH,OPTICAL INS CHECK SEMICODU		34		223
903149 OTH,OPTICAL INS & APPLIACES.	12852	141708	3041	101457
903180 OTH,INS APPLIANCES & MACHINES.	322832	2825510	88633	1673239
903190 PART,ACCE OF ARTICLE H- 90.31	13786	206469	10186	208522
903210 THERMOSTAT	51919	659757	77537	549535
903220 MANOSTAT(PRESSURE REGULATORS)	372	12075	390	7786
903281 OTH,INS HYDRAULIC OR PNEUMATIC	4520	44155	9396	39229
903289 OTH,REGULATING,CONTROLLING INS	276039	2119163	420330	2494978
903290 PARTS,ACCE OF ARTICLE H- 90.32	14915	117022	10862	226616
940210 DENTISTS,BARBER CHAIRS, PARTS	7461	74180	3222	46607
940290 OTH;OPE TABLES,EXAM TABLE MECH	27688	638205	37379	970382
940560 ILLUMINATED SIGN,NAMPLATES,LIK	70052	532495	14090	248275
940591 PARTS OF LAMP LIGHT FIT GLASS.	30909	182800	17208	196688
940599 OTH PARTS H-NO.94.05,N.E.S.	5916	71695	3907	70490

10.12 Exports by Areas and Countries / Territories

(In Thousand Rupees)				
Territories/Countries	June, 2016	Cumulative From July,2015	June, 2015	Cumulative From July,2014
GRAND TOTALS	172,176,338	2,166,846,412	184,069,171	2,397,512,960
LATIN AMERICA	292,464	2,977,884	263,141	3,234,839
Anguilla		308		
Antigua and Barbuda	386	3,247		1,365
Aruba		1,895		16,507
Bahamas	733	20,027		2,138
Barbados	6,176	30,852	1,769	15,629
British Virgin Is.		3,467		2,720
Cayman Islands	313	4,039	344	7,976
Cuba	18,667	386,910	13,596	316,826
Dominica	60	4,668		4,462
Dominican Republic	153,073	1,215,125	104,358	1,190,397
Grenada		20,866	6,508	17,688
Guadeloupe		82,532		4,274
Haiti	15,732	178,925	10,377	397,061
Jamaica	35,807	222,114	11,304	167,256
Martinique		51,431	12,199	69,853
Netherlands Antilles	3,811	4,056		4,132
Puerto Rico	25,727	233,579	29,509	271,868
St.Kitts and Nevis	242	2,888		592
St. Lucia	4,927	23,608	4,069	14,760
St.Vincent/Grenadine	912	14,786	1,632	12,082
Trinidad and Tobago	25,900	471,088	67,477	717,126
US.Virgin Islands		1,471		127
CENTRAL AMERICA	1,017,645	15,284,040	1,233,966	15,211,904
Belize	106	3,087	591	6,451
Costa Rica	27,036	433,536	20,265	415,005
El Salvador	26,987	332,048	26,678	280,543
Guatemala	44,411	636,118	48,411	770,300
Honduras	18,749	1,037,463	116,848	696,897
Mexico	756,705	10,748,733	834,601	11,258,309
Nicaragua	43,655	828,933	85,256	718,455
Panama	99,995	1,264,121	101,317	1,065,944
SOUTH AMERICA	1,815,254	25,257,906	2,398,571	30,631,327
Argentina	395,286	5,700,752	396,175	4,136,303
Bolivia	1,244	63,263	27,697	59,545
Brazil	240,174	3,962,094	563,463	7,117,353
Chile	575,574	6,661,347	603,534	7,591,329
Colombia	327,505	3,842,971	379,662	5,160,082
Ecuador	88,012	600,524	82,962	975,381
French Guiana	453	453		
Guyana	2,436	59,601	2,968	59,351
Paraguay	12,874	741,076	40,098	1,014,685
Peru	136,000	2,613,354	202,067	2,866,113
Suriname	7,367	30,170	18,332	106,577
Uruguay	17,354	586,707	31,548	772,453
Venezuela,Bolivar. R	10,975	395,594	50,064	772,155
NORTH AMERICA	34,538,951	387,398,842	33,573,734	397,515,877
Bermuda	409	10,103	494	5,237
Canada	1,906,920	22,545,640	2,078,005	23,114,215
St.Pierre & Miquelon				1,536
U.S.America	32,631,621	364,843,100	31,495,236	374,394,889
EASTERN EUROPE	3,104,148	44,362,199	3,298,730	47,384,087
Belarus	1,563	60,302	628	37,934
Bulgaria	83,208	1,317,933	125,832	1,735,209
Czech Republic	340,761	3,675,322	313,001	3,476,915
Hungary	147,223	1,214,439	79,183	1,094,015

Contd.

10.12 Exports by Areas and Countries / Territories

(In Thousand Rupees)

Territories/Countries	June, 2016	Cumulative From July,2015	June, 2015	Cumulative From July,2014
Poland	1,528,951	16,643,225	1,452,556	14,032,282
Republic of Moldova		9,274		26,440
Romania	129,311	1,995,386	96,534	2,389,000
Russian Federation	632,929	15,247,461	722,305	18,623,051
Slovakia/Slovak R.	17,170	331,873	25,747	327,053
Ukraine	223,032	3,866,984	482,945	5,642,188
NORTHERN EUROPE	17,499,334	209,366,649	16,529,760	205,896,970
Denmark	1,069,760	13,290,338	990,931	10,233,994
Estonia	103,378	1,782,998	168,687	1,724,857
Finland	202,129	3,177,396	316,414	4,393,407
Iceland	3,863	19,331	1,754	14,495
Ireland	558,546	5,535,787	378,352	5,127,235
Latvia	60,421	720,136	69,123	1,912,008
Lithuania	239,341	3,254,330	307,843	4,169,902
Norway	362,225	4,419,754	463,994	5,149,916
Sweden	1,157,256	12,450,331	1,126,068	12,921,600
United Kingdom	13,742,416	164,716,249	12,706,595	160,249,555
SOUTHERN EUROPE	16,734,860	183,915,558	15,405,383	179,414,705
Albania	13,955	426,693	56,621	379,916
Andorra		364		
Bosnia & Herzegovina	1,886	16,866	527	15,602
Croatia	70,731	1,245,742	65,245	1,209,883
Fr.Yugoslav R.Macedo		1,426		2,054
Gibraltar		341		
Greece	593,027	6,535,308	550,728	7,095,916
Italy	6,035,974	67,737,582	5,813,052	67,580,497
Malta	34,114	486,055	48,198	605,348
Portugal	1,601,808	17,142,223	1,435,934	15,352,474
San Marino		1,005		
Slovenia	427,576	5,811,327	357,919	5,292,248
Spain	7,924,712	84,265,237	7,072,866	81,680,323
Serbia	31,077	245,389	4,295	200,443
WESTERN EUROPE	23,533,554	286,846,305	25,076,395	290,798,870
Austria	77,917	1,579,318	110,741	1,750,027
Belgium	5,354,235	63,374,162	5,200,539	62,205,401
Europien Union		10,646		
France	3,303,163	35,968,115	3,322,426	38,206,550
Germany	9,584,125	117,967,108	9,773,525	118,980,434
Luxembourg	327	25,671	859	4,538
Netherlands	5,109,605	66,663,301	6,564,664	68,335,580
Switzerland	104,183	1,257,985	103,641	1,316,340
EASTERN AFRICA	5,484,339	71,492,091	5,675,414	79,706,677
Burundi	1,477	13,317		15,429
Comoros	46,951	1,534,829	50,681	3,270,798
Djibouti	124,148	3,506,145	490,141	3,560,025
Eritrea		17,638		356,599
Ethiopia	8,790	76,400	4,190	85,390
Kenya	2,231,434	26,860,575	2,795,474	31,735,602
Madagascar	402,662	7,731,715	225,308	8,244,457
Malawi	7,124	206,122	7,564	150,095
Mauritius	100,863	1,784,351	232,363	2,823,827
Mayotte	1,445	66,609	22,713	198,507
Mozambique	1,168,652	11,003,996	612,403	13,519,656
Reunion	40,051	620,696	47,792	587,226
Rwanda	3,353	24,830	11,373	39,805
Seychelles	18,417	265,169	19,061	351,238
Somalia	255,558	2,993,440	177,169	2,037,505
Uganda	30,622	163,213	18,940	103,990

Contd.

10.12 Exports by Areas and Countries / Territories

(In Thousand Rupees)				
Territories/Countries	June, 2016	Cumulative From July,2015	June, 2015	Cumulative From July,2014
U.R.of Tanzania	979,457	13,898,665	901,543	11,345,292
Zambia	12,481	70,473	5,825	146,106
Zimbabwe	50,853	653,906	52,874	1,135,130
MIDDLE AFRICA	177,321	6,556,161	329,002	7,730,543
Angola	27,633	2,173,911	134,503	3,889,981
Cameroon	122,612	1,375,924	90,733	2,905,273
Central African R.		71		
Chad		2,052		1,926
Congo, Republic of	7,171	107,896		200,821
D.R.of Congo	19,905	2,711,922	103,766	476,833
Equatorial G.(Ri.Mi)		4,178		30,668
Gabon		177,480		193,364
Sao Tome & Principe		2,729		31,677
NORTHERN AFRICA	1,650,646	23,247,818	2,070,504	28,389,187
Algeria	133,177	2,372,741	230,641	2,972,701
Egypt(U.A.R.)	781,662	12,053,725	1,026,632	15,284,034
Libya	7,983	501,418	58,409	798,095
Morocco	174,992	1,636,260	121,077	1,549,821
Sudan		363,042	459,630	5,184,027
South Sudan	318,201	3,962,043		
Tunisia	234,631	2,358,167	174,116	2,600,510
Western Sahara(Ri.De)		420		
SOUTHERN AFRICA	1,690,093	19,852,429	2,021,651	27,149,196
Botswana	9,954	201,903	10,155	284,848
Lesotho	20,070	426,921	21,551	393,345
Namibia	448	25,710	8,242	144,447
South Africa	1,655,546	19,147,854	1,979,027	26,308,147
Swaziland	4,076	50,041	2,676	18,408
WESTERN AFRICA	2,694,406	30,119,939	1,536,917	36,392,794
Benin	293,584	5,296,963	98,986	3,928,585
Burkina Faso(Fr.Up.V)	735	3,687		24,673
Cape Verde		30,268		5,051
Co.te d,Ivoire(Fr.Iv)	155,211	6,914,761	76,868	8,299,309
Gambia	157,726	1,917,197	140,177	1,783,655
Ghana	49,685	1,210,213	31,052	2,112,380
Guinea	312,775	653,707	3,547	2,514,684
Guinea-Bissau	376,065	2,100,326	248,631	1,286,627
Liberia	6,661	92,344	6,416	228,388
Mali	2,385	32,611	19,679	29,766
Mauritania	47,855	644,937	39,065	2,722,621
Niger	1,189	4,844	458	2,590
Nigeria	517,772	3,469,556	650,887	6,757,686
Senegal	480,353	3,960,394	49,481	3,728,339
Sierra Leone	259,851	2,004,748	155,904	2,439,452
Togo	32,561	1,783,382	15,767	528,989
EASTERN ASIA	15,624,789	241,378,969	21,125,305	316,128,400
China	11,146,442	174,043,517	14,703,210	219,866,409
Hong Kong S.A.Re.Chi	1,124,823	17,324,813	2,020,665	28,969,582
Japan	1,390,043	18,384,755	1,471,635	18,438,290
Korea D.P.Republic		335	213	2,687
Korea, Republic of	1,330,444	26,777,998	2,480,705	34,591,214
Macao.China	2,129	18,959		9,714
Mongolia	60	14,392	3,163	14,003
O.Asia(Tai.For.Pe.Ki)	630,848	4,814,200	445,713	14,236,502
SOUTH-CENTRAL ASIA	19,550,489	288,223,855	25,416,090	339,764,575
Afghanistan	10,757,342	149,883,380	15,593,810	198,781,856
Bangladesh	3,874,350	72,261,278	4,592,202	70,663,409
India	2,214,712	31,663,288	2,270,023	36,294,687

Contd.

10.12 Exports by Areas and Countries / Territories

(In Thousand Rupees)

Territories/Countries	June, 2016	Cumulative From July,2015	June, 2015	Cumulative From July,2014
Iran (Islamic R.)	449,928	3,699,353	422,690	3,040,084
Kazakstan	131,491	2,869,339	60,022	668,748
Kyrgyzstan/Kyrgyz R.	15,214	109,501	1,762	100,200
Maldives	44,001	773,172	60,904	867,713
Nepal	7,293	97,451	9,494	219,654
Sri Lanka	1,962,147	25,759,517	2,255,467	27,041,070
Tajikistan	35,832	471,410	33,950	752,135
Turkmenistan	20,438	419,709	103,645	1,198,882
Uzbekistan	37,740	216,457	12,122	136,137
SOUTH-EASTERN ASIA	5,636,330	87,547,134	7,963,993	119,275,179
Brunei Darussalam	2,589	62,332	3,876	65,752
Cambodia Fr.Kampuche	191,950	3,172,092	228,536	3,481,927
Timor Leste	1,067	357,033		
Indonesia	814,925	13,207,228	556,720	14,503,657
Lao People's D.R.	9,852	125,668	977	85,781
Malaysia	1,685,400	16,644,093	1,451,107	20,778,647
Myanmar	48,360	1,137,300	225,534	1,829,626
Philippines	420,701	6,704,274	609,571	7,131,653
Singapore	307,861	8,812,631	2,586,505	30,467,927
Thailand	859,829	11,185,457	796,375	12,736,732
Viet Nam	1,293,797	26,139,026	1,504,793	28,193,479
WESTERN ASIA	17,619,913	214,119,916	18,649,053	252,052,033
Armenia	1,044	9,070		24,667
Azerbaijan	1,085,974	6,255,767	555,534	4,405,194
Bahrain	360,007	6,925,207	680,418	7,591,142
Cyprus	36,729	457,750	12,762	426,400
Georgia	14,314	516,093	18,552	744,163
Iraq	146,952	2,529,092	239,778	4,253,056
Jordan	233,101	4,121,418	275,272	5,057,145
Kuwait	665,855	10,453,078	700,155	9,768,664
Lebanon	137,010	2,337,803	152,035	2,840,286
Oman	989,595	11,065,308	1,959,473	20,892,931
Qatar	608,442	5,979,517	612,691	6,685,654
Saudi Arabia	3,432,222	43,468,782	3,127,005	45,583,353
Syrian Arab Republic	6,311	1,268,056	8,686	1,774,511
Turkey	2,085,587	23,472,639	1,478,579	31,321,233
United Arab Emirates	7,383,405	85,492,729	8,544,818	102,913,098
Yemen	433,366	9,767,608	283,296	7,770,538
AUSTRALIA AND NEW ZEALAND	3,466,236	27,033,623	1,472,244	20,528,756
Australia	3,086,587	23,038,561	1,240,393	16,499,263
New Zealand	379,649	3,995,062	231,816	4,029,457
US.Minor Outlying Is			35	35
MELANESIA	45,171	1,800,661	26,218	291,141
Fiji	25,496	221,924	11,730	204,829
New Caledonia		10,740	318	6,649
Papua New Guinea	19,539	1,561,574	13,403	75,394
Solomon Islands		1,853	609	2,927
Vanuatu	136	4,569	157	1,342
MICRONESIA	72	9,573	302	2,198
Guam	72	9,062	302	2,198
Micronesia,F.States		511		
POLYNESIA	322	54,860	2,798	13,704
American Samoa		10,025		
Cook Islands		1,107		444
French Polynesia	322	32,852	2,798	13,260
Samoa		2,459		
Tonga		5,015		
Tuvalu		3,402		

10.13 Re-Exports by Areas and Countries / Territories

(In Thousand Rupees)

Territories/Countries	June, 2016	Cumulative From July,2015	June, 2015	Cumulative From July,2014
GRAND TOTALS	2,328,908	18,574,820	1,650,798	20,191,221
LATIN AMERICA				29
Barbados				10
US.Virgin Islands				20
CENTRAL AMERICA	8	11,683	30	35,752
Mexico		11,544	30	15,324
Panama	8	138		20,428
SOUTH AMERICA	1,756	19,051	8,798	16,522
Argentina				411
Bolivia		2,211		2,759
Brazil		101	8,798	10,871
Chile				480
Colombia	130	566		215
Ecuador		1,058		95
Peru	1,626	11,216		
Venezuela,Bolivar. R		3,898		1,691
NORTH AMERICA	219,585	2,005,579	461,637	2,176,629
Canada	3,818	114,935	133	38,763
U.S.America	215,767	1,890,644	461,504	2,137,865
EASTERN EUROPE	4,279	305,395	17,198	59,166
Bulgaria		10,266		708
Czech Republic		1,190		13,295
Hungary		253,867		
Poland		23,402	16,751	33,581
Romania		376		24
Russian Federation		3,220		4,072
Slovakia/Slovak R.		1,390		151
Ukraine	4,279	11,684	447	7,335
NORTHERN EUROPE	131,126	1,136,315	83,921	1,226,754
Denmark	946	36,057	20	20,882
Finland	328	11,572	511	19,107
Iceland				20
Ireland		33,604		111
Latvia				2,922
Lithuania	12,027	50,043	666	5,324
Norway	680	14,566		69,108
Sweden	2,252	21,205	7,535	335,443
United Kingdom	114,893	969,268	75,189	773,836
SOUTHERN EUROPE	16,772	352,414	14,079	851,798
Croatia				224
Greece	755	14,438	671	2,528
Italy	13,919	317,049	13,408	842,412
Portugal				1
Slovenia				7
Spain	2,097	20,928		6,625
WESTERN EUROPE	196,767	3,165,892	174,186	3,462,200
Austria	555	22,525	2,262	20,556
Belgium	4,810	48,089	6,073	173,224
France	110,423	799,302	15,121	203,201
Germany	77,280	1,703,752	92,604	1,639,765
Luxembourg		3,775		1,014
Netherlands	63	441,990	12,502	1,193,555
Switzerland	3,636	146,460	45,623	230,885
EASTERN AFRICA		3,117		1,043
Ethiopia		3,117		
Kenya				992
Mauritius				51
MIDDLE AFRICA		172		2,600
Angola				1,076
Cameroon		172		

Contd.

10.13 Re-Exports by Areas and Countries / Territories

(In Thousand Rupees)

Territories/Countries	June, 2016	Cumulative From July,2015	June, 2015	Cumulative From July,2014
Gabon				1,524
NORTHERN AFRICA	137,216	216,481	17,066	92,531
Algeria	213	1,002	991	991
Egypt(U.A.R.)	137,003	146,585	16,075	86,496
Libya				1,382
Morocco		770		51
Sudan				3,163
Tunisia		68,124		448
SOUTHERN AFRICA	730	36,137	10	30,339
South Africa		32,676	10	30,324
Swaziland	730	3,461		15
WESTERN AFRICA		22,605		4,857
Co,te d,Ivoire(Fr.Iv)				91
Ghana		775		
Guinea		434		106
Liberia				302
Nigeria		21,396		4,240
Senegal				118
EASTERN ASIA	718,106	3,743,456	162,165	2,390,587
China	580,176	1,652,882	24,846	901,892
Hong Kong S.A.Re.Chi	103,458	930,133	101,334	637,130
Japan	34,304	534,334	33,785	411,962
Korea D.P.Republic		300		
Korea, Republic of	136	588,143	2,143	423,123
O.Asia(Tai.For.Pe.Ki	31	37,664	57	16,480
SOUTH-CENTRAL ASIA	36,624	364,177	345,091	563,288
Afghanistan	16,441	192,565	4,397	63,690
Bangladesh		9	327,625	338,588
India	20,183	103,380	8,040	96,644
Iran (Islamic R.)		30,736		10,662
Kazakstan				599
Kyrgyzstan/Kyrgyz R.		6,148		
Nepal			5,007	5,007
Sri Lanka		29,935	21	48,098
Turkmenistan		1,404		
SOUTH-EASTERN ASIA	109,769	2,506,238	113,864	1,870,843
Indonesia	9,905	138,095		1,648
Malaysia	8,532	683,261	61,624	229,323
Myanmar		985		
Philippines	7,808	34,612	1,542	16,510
Singapore	82,852	1,609,410	49,144	1,463,835
Thailand	671	23,150	1,554	159,527
Viet Nam		16,726		1
WESTERN ASIA	743,781	4,657,998	248,557	7,374,419
Azerbaijan		92,151		16,458
Bahrain		35,210	4	29,441
Cyprus		17		
Iraq		2,249	168	3,089
Jordan	26	19,843	5,793	194,246
Kuwait	395,960	412,147		282,387
Lebanon			51	51
Oman	6,195	166,747	3,704	14,654
Qatar	7,408	493,373	32,172	241,552
Saudi Arabia	4,130	528,241	2,334	1,092,587
Turkey	156,664	226,283	151	287,330
United Arab Emirates	173,398	2,669,692	204,182	5,179,597
Yemen		12,045		33,027
AUSTRALIA AND NEW ZEALAND	12,391	28,112	4,196	31,866
Australia	12,391	23,388	4,196	31,757
New Zealand		4,723		109

10.14 Imports by Areas and Countries / Territories

(In Thousand Rupees)

Territories/Countries	June, 2016	Cumulative From July,2015	June, 2015	Cumulative From July,2014
GRAND TOTALS	464,126,835	4,658,748,923	444,559,595	4,644,151,648
LATIN AMERICA	37,356	5,114,179	101,561	772,720
Anguilla		32		874
Antigua and Barbuda		2,202		
Aruba		1,630		
Bahamas	108	320,803	495	16,055
Barbados	5	7,788	3,473	17,071
British Virgin Is.		2,890	4,256	10,513
Cayman Islands		5,730		659
Cuba	240	7,225	6,524	12,095
Dominica		15,827	2,065	7,349
Dominican Republic		55,676	212	45,141
Grenada		2,517		17,245
Haiti		4,126		6,300
Jamaica	6,796	79,721	2,992	42,624
Martinique		1,372		569
Montserrat		1,190		1,028
Netherlands Antilles	41	7,852	6,725	56,400
Puerto Rico	15,422	330,569	25,407	350,073
St. Kitts and Nevis	218	1,733		944
St. Lucia		3,844	31,212	31,212
Saint Martin(Dutch p		1,604		
Trinidad and Tobago	3,332	4,221,918	13,569	116,034
Turks & Caicos Is.	8,786	15,757	4,375	35,410
US.Virgin Islands	2,409	22,173	257	5,126
CENTRAL AMERICA	463,217	6,353,361	413,709	5,929,902
Belize	456	88,075	73	275,444
Costa Rica	4,025	90,684	8,682	90,366
El Salvador		8,691		56,597
French West Indies	298	3,228	5,525	16,029
Guatemala	89,990	1,025,391	38,027	627,678
Honduras	89	33,167	3,416	35,554
Mexico	368,360	5,067,549	356,514	4,542,052
Nicaragua		3,400	73	8,008
Panama		33,175	1,397	278,175
SOUTH AMERICA	15,394,932	102,969,479	7,127,965	60,568,218
Argentina	4,504,002	53,664,777	4,235,055	32,800,992
Bolivia	2,248	23,880		15,554
Bouvet Island		875		1,802
Brazil	10,133,394	44,101,151	2,358,436	21,686,505
Chile	284,091	2,679,482	418,697	3,951,591
Colombia	394,143	937,401	6,383	918,226
Ecuador	116	20,700	7,687	31,076
Falkland Is.Malvinas		1		31
French Guiana		10	162	7,416
Guyana	1,122	8,983	1,200	11,142
Paraguay	51,480	1,019,808	11,996	200,484
Peru	11,745	260,753	35,206	546,648
S.Georgia S.Sandw.Is		432		4,405

Contd.

10.14 Imports by Areas and Countries / Territories

(In Thousand Rupees)

Territories/Countries	June, 2016	Cumulative From July,2015	June, 2015	Cumulative From July,2014
Suriname		3,735		4,579
Uruguay	10,578	234,098	53,135	382,123
Venezuela,Bolivar. R	2,012	13,395	8	5,646
NORTH AMERICA	21,796,135	252,007,234	27,773,146	224,256,987
Bermuda		2,246		10
Canada	8,094,972	66,705,187	7,347,697	43,497,187
Greenland	30	1,519		26,874
U.S.America	13,701,133	185,298,283	20,425,449	180,732,917
EASTERN EUROPE	8,065,216	63,634,452	4,239,293	107,276,794
Belarus	808,391	2,939,197	104,353	4,569,822
Bulgaria	230,257	1,303,766	124,683	1,380,785
Czech Republic	286,932	3,020,088	297,406	6,731,624
Hungary	237,713	3,928,414	272,910	2,845,347
Poland	1,061,618	9,180,703	855,156	9,832,903
Republic of Moldova	15,536	260,954	1,607	1,037,273
Romania	124,090	3,323,023	258,619	18,604,095
Russian Federation	3,566,643	22,614,527	1,591,480	20,914,006
Slovakia/Slovak R.	645,630	3,162,856	288,583	2,771,946
Ukraine	1,088,407	13,900,924	444,495	38,588,992
NORTHERN EUROPE	10,759,105	122,888,476	17,084,949	132,161,341
Denmark	478,371	11,906,690	606,761	19,167,571
Estonia	23,799	383,378	17,033	186,183
Faeroe Islands	480	2,313		3,154
Finland	1,168,696	6,172,521	4,536,707	10,892,575
Iceland	7,178	164,683	1,873	19,576
Ireland	623,125	13,745,453	909,153	7,803,438
Latvia	46,747	4,049,166	4,024,565	5,875,645
Lithuania	104,947	895,546	28,393	879,020
Norway	56,792	891,410	98,093	1,246,172
Svalbard/Jan May.Is.	1	1,086		414
Sweden	1,832,440	19,877,595	1,584,749	24,835,774
United Kingdom	6,416,529	64,798,636	5,277,623	61,251,820
SOUTHERN EUROPE	7,421,381	87,610,457	5,017,382	66,349,369
Albania		6,509	52	4,829
Andorra		2,251		
Bosnia & Herzegovina	54	8,454	3,452	9,973
Croatia	186	88,816	641	93,205
Fr.Yugoslav R.Macedo		430		230
Gibraltar	570	1,545		8,418
Greece	53,866	1,004,324	109,720	884,048
Holy See		5,843	2,188	2,188
Italy	4,246,625	51,669,966	2,980,572	42,827,043
Malta	2,390	99,927	4,210	13,135
Portugal	209,032	2,921,763	157,756	1,227,130
San Marino	7,719	42,556	3,662	42,118
Slovenia	39,888	555,886	46,481	347,942
Spain	2,859,328	26,562,495	1,423,938	15,514,651
Serbia	1,721	4,639,693	284,710	5,374,460
WESTERN EUROPE	52,750,594	350,340,415	27,288,682	283,292,278
Austria	1,169,664	16,969,042	1,233,659	13,047,945

Contd.

10.14 Imports by Areas and Countries / Territories

(In Thousand Rupees)

Territories/Countries	June, 2016	Cumulative From July,2015	June, 2015	Cumulative From July,2014
Belgium	28,877,650	56,441,469	1,253,761	19,352,388
Europien Union	5,608,724	65,045,644	3,958,485	47,310,853
France	3,561,412	41,012,928	5,100,924	41,759,323
Germany	8,016,375	97,594,525	7,020,307	97,455,644
Liechtenstein	5,033	5,771		4,198
Luxembourg	176,019	1,010,336	100,319	1,062,301
Monaco		17		597
Netherlands	2,326,818	45,113,539	6,538,171	34,085,502
Switzerland	3,008,900	27,147,144	2,083,056	29,213,527
EASTERN AFRICA	5,282,708	66,046,785	3,306,649	48,904,390
B.Indian Ocean Terr.	236	481	476	711
Burundi	82,196	1,709,580	117,002	1,393,752
Comoros	4,672	109,225	1,559	88,098
Djibouti	1,245	51,922	5,836	114,122
Eritrea		2,063	3,993	9,006
Ethiopia	656,139	5,719,892	226,199	3,613,888
Kenya	3,364,582	41,793,076	1,954,889	27,728,277
Madagascar	129,903	666,917	69,450	506,653
Malawi		21,718	161	204,061
Mauritius	277,380	3,247,620	20,464	3,994,471
Mayotte		270		5,241
Mozambique	2,072	65,171	6,376	146,980
Reunion	6,539	108,153	7,772	21,646
Rwanda	268,327	3,745,256	287,808	2,459,455
Seychelles	4,943	27,719	4,826	29,157
Somalia	12,940	529,314	8,549	979,416
Uganda	34,062	807,607	34,937	681,422
U.R.of Tanzania	67,428	2,394,188	91,084	1,847,547
Zambia	362,789	4,933,413	426,660	4,881,161
Zimbabwe	7,253	113,201	38,607	199,327
MIDDLE AFRICA	40,052	1,372,362	982,699	1,325,839
Angola	148	335,220	23,072	56,340
Cameroon	9,720	191,572	26,140	133,194
Central African R.		2,391		72
Chad	1,658	92,683	922,602	961,853
Congo, Republic of	6,504	344,906	5,711	113,800
D.R.of Congo	1,129	263,361		3,904
Equatorial G.(Ri.Mi)		1	401	919
Gabon	20,894	132,020	4,773	55,726
Sao Tome & Principe		10,208		31
NORTHERN AFRICA	3,822,066	51,021,184	3,970,538	47,190,690
Algeria	233	21,578	5,162	53,901
Egypt(U.A.R.)	831,438	13,385,130	467,366	13,857,746
Libya	71,106	788,523	19,209	322,343
Morocco	2,796,924	34,864,551	3,403,455	32,124,093
Sudan		38,264	3,302	81,287
South Sudan	70,000	385,994		
Tunisia	52,366	745,211	72,044	750,983
Western Sahara(Ri.De)		791,932		337

Contd.

10.14 Imports by Areas and Countries / Territories

(In Thousand Rupees)

Territories/Countries	June, 2016	Cumulative From July,2015	June, 2015	Cumulative From July,2014
SOUTHERN AFRICA	5,088,150	50,630,147	4,681,979	51,008,459
Botswana	43	7,424		4,075
Canary Islands	3,192	3,192		20,497
French Southern Terr		95	32,938	34,350
Lesotho				91
Namibia	18,801	695,621	6,711	36,184
South Africa	4,966,917	48,886,363	4,519,644	49,289,290
Swaziland	99,196	1,037,452	122,686	1,623,972
WESTERN AFRICA	1,027,848	9,023,140	2,295,644	8,298,747
Benin	90,761	620,665	161,644	288,550
Burkina Faso(Fr.Up.V	152,280	1,901,692	133,311	737,126
Cape Verde		5,216		3,588
Co,te d,Ivoire(Fr.Iv	104,271	693,799	65,739	358,554
Gambia	6,336	48,834	8,519	126,340
Ghana	13,599	261,116	9,839	411,308
Guinea	28,527	87,466	6,099	79,524
Guinea-Bissau		185		
Liberia	2,643	321,859	761,478	789,317
Mali	544	18,000	8,711	151,443
Mauritania		15,410	6,900	1,267,879
Niger		5	889,342	889,342
Nigeria	274,616	3,318,646	110,225	2,126,562
Senegal	41,452	234,239	14,461	414,144
Sierra Leone		17,350	7,626	56,593
St. Helena	36	5,341	1	30
Togo	312,782	1,473,316	111,748	598,445
EASTERN ASIA	150,553,282	1,587,581,270	129,893,269	1,340,437,306
China	120,040,507	1,261,896,077	103,965,101	1,053,038,333
Hong Kong S.A.Re.Chi	746,364	7,677,025	425,563	8,202,289
Japan	17,389,938	190,305,726	15,724,565	170,621,177
Korea D.P.Republic	190,502	3,855,161	641,267	4,118,584
Korea, Republic of	6,763,175	80,434,762	5,819,728	67,671,084
Macao.China		4,966		6,672
Mongolia		1,079	1,094	5,395
O.Asia(Tai.For.Pe.Ki	5,422,795	43,406,473	3,315,951	36,773,772
SOUTH-CENTRAL ASIA	22,406,963	274,915,915	19,288,181	243,978,188
Afghanistan	1,658,226	42,743,782	2,893,336	32,694,680
Bangladesh	493,664	5,283,246	477,216	6,301,813
Bhutan	8,626	9,519	275,959	283,073
India	13,965,470	185,812,340	12,139,556	172,171,079
Iran (Islamic R.)	5,096,036	29,562,829	2,441,791	24,271,485
Kazakstan	138,393	272,304		492,088
Kyrgyzstan/Kyrgyz R.	3,453	8,012		12,405
Maldives		2,544	298,453	299,308
Nepal	7,145	58,893	8,608	76,903
Sri Lanka	728,794	7,776,037	568,414	5,857,692
Tajikistan	4,209	1,167,866	92	6,905
Turkmenistan	282,429	2,025,634	177,282	1,345,130
Uzbekistan	20,518	192,910	7,475	165,627

Contd.

10.14 Imports by Areas and Countries / Territories

(In Thousand Rupees)

Territories/Countries	June, 2016	Cumulative From July,2015	June, 2015	Cumulative From July,2014
SOUTH-EASTERN ASIA	47,058,939	508,534,227	57,478,091	513,958,903
Brunei Darussalam		7,374		
Cambodia Fr.Kampuche	5,803	105,080	8,423	74,080
Timor Leste		16	172	172
Indonesia	17,541,142	222,694,693	22,335,422	209,601,616
Lao People's D.R.		2,538		9,208
Malaysia	9,925,760	96,468,932	9,721,871	96,272,152
Myanmar	1,402,784	2,769,407	34,550	698,719
Philippines	363,023	4,241,887	707,275	4,904,023
Singapore	6,128,889	65,216,261	13,991,579	99,207,816
Thailand	9,091,186	88,124,999	9,084,197	85,453,755
Viet Nam	2,600,352	28,903,039	1,594,602	17,737,361
WESTERN ASIA	109,025,005	1,058,361,225	130,033,404	1,463,077,179
Armenia	862	38,397		3,207
Azerbaijan	1,350	3,192	949	12,501
Bahrain	1,718,575	8,011,747	189,558	4,467,686
Cyprus	23,839	210,937	17,951	145,651
Georgia		8,945	34	17,082
Iraq	5,536	967,645	100,544	1,753,042
Jordan	278,619	2,448,075	430,681	3,641,611
Kuwait	11,796,654	139,467,639	20,938,809	250,859,347
Lebanon	10,728	244,173	58,336	428,644
Oman	1,324,557	27,623,108	5,012,046	105,132,644
Qatar	7,548,069	43,671,660	3,618,310	29,872,749
Saudi Arabia	19,448,590	237,235,020	43,861,375	364,526,021
Syrian Arab Republic	547	158,640	859	71,339
Turkey	1,975,128	25,273,536	1,529,876	19,354,166
United Arab Emirates	64,855,018	572,660,182	54,234,988	681,956,326
Yemen	36,934	338,329	39,087	835,164
AUSTRALIA AND NEW ZEALAND	3,130,718	60,235,972	3,580,378	45,179,510
Australia	1,945,025	53,450,053	2,198,769	39,075,785
Christmas Islands		12,258	365	15,518
Cocos (Keeling) Is.		4,761		1,645
Heard/Mac Donald Is.	1,770	2,083		1,043
New Zealand	1,179,796	6,735,355	1,379,109	6,060,735
Norfolk Island		15,811	1,091	19,410
US.Minor Outlying Is	4,127	15,652	1,045	5,373
MELANESIA	1,682	64,802	1,889	144,754
Fiji		23,423		
New Caledonia	18	131		6,051
Papua New Guinea		36,009	90	136,820
Solomon Islands	1,129	3,226	1,712	1,775
Vanuatu	535	2,012	87	108
MICRONESIA	1,294	2,765	156	1,808
Kiribati	22	1,398	5	1,599
Marshall Islands		1		
Micronesia,F.States	1,115	1,205		
Northern Mariana Is.			151	204
Palau(Fr.pacific Is)	158	161		5
POLYNESIA	192	41,073	32	38,265
American Samoa		33,229		27,918
Cook Islands		2		
French Polynesia		1		2,716
Johnston Island	167	1,279		6,257
Pitcairn		1,044	32	912
Samoa		2,718		18
Tokelau	25	2,557		11
Tonga		227		
Tuvalu				380
Wallis & Futuna Is.		16		52

10.15 Re-Imports by Areas and Countries / Territories

(In Thousand Rupees)				
Territories/Countries	June, 2016	Cumulative From July,2015	June, 2015	Cumulative From July,2014
GRAND TOTALS	1,875,487	20,748,049	1,480,528	20,961,924
LATIN AMERICA		999		5,666
British Virgin Is.				5,584
Dominican Republic				82
Jamaica		999		
CENTRAL AMERICA		15,694		42,000
Belize		3,250		3,539
Guatemala		2,119		37,722
Mexico		10,325		739
SOUTH AMERICA	1,038	34,096		37,980
Argentina	127	2,034		3,708
Brazil		28,756		33,090
Peru		1,484		
Suriname	911	1,821		
Uruguay				1,183
NORTH AMERICA	721,895	8,282,657	524,950	6,646,777
Canada	112,389	1,200,037	98,502	1,263,874
U.S.America	609,506	7,082,620	426,448	5,382,902
EASTERN EUROPE	16	60,607	15,223	106,462
Bulgaria		2,886		
Czech Republic		2,871		
Hungary	16	921		205
Poland		46,159	5,025	70,021
Romania		273		1,707
Russian Federation		5,250	8,175	26,257
Ukraine		2,249	2,023	8,271
NORTHERN EUROPE	60,267	796,492	42,075	733,210
Denmark	7,616	33,856	1,063	31,940
Finland		6,613		3,642
Ireland		17,870		21,004
Norway		6,068		18,809
Svalbard/Jan May.Is.	4,638	15,251		2,728
Sweden	14,445	166,266	6,950	166,216
United Kingdom	33,568	550,566	34,062	488,871
SOUTHERN EUROPE	23,459	377,536	37,833	561,199
Croatia		527		
Greece		1,007	1,401	3,519
Italy	22,888	332,543	33,123	501,103
Portugal		7,753		
Spain	571	35,706	3,309	56,577
WESTERN EUROPE	59,089	726,097	58,910	852,101
Austria	13,580	14,327		2,969
Belgium	8,854	104,837	1,275	59,776
France	9,255	92,759	6,472	134,145
Germany	17,778	367,891	44,917	534,303
Netherlands	8,097	141,224	4,932	75,197
Switzerland	1,524	5,060	1,312	45,710
EASTERN AFRICA	3,786	42,098	7,226	99,677
B.Indian Ocean Terr.			592	592
Ethiopia		10,766		80,821
Kenya		1,462		
Madagascar	3,786	10,107	6,634	13,694
Malawi		1,341		
Mauritius		3,704		
Uganda				977
U.R.of Tanzania		14,719		2,598

Contd.

10.15 Re-Imports by Areas and Countries / Territories

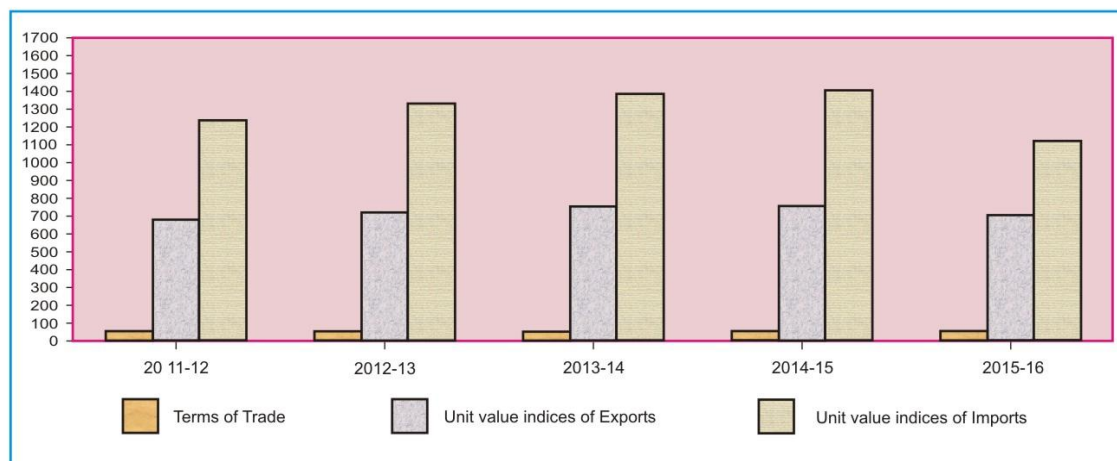
(In Thousand Rupees)

Territories/Countries	June, 2016	Cumulative From July,2015	June, 2015	Cumulative From July,2014
Zimbabwe				994
MIDDLE AFRICA		6,933		
Cameroon		6,933		
NORTHERN AFRICA		8,439		18,602
Algeria		798		2,160
Egypt(U.A.R.)		334		
Morocco		4,799		14,551
Tunisia		2,508		1,891
SOUTHERN AFRICA	8,266	84,458	9,939	28,534
South Africa	421	44,563	9,939	23,610
Swaziland	7,844	39,895		4,924
WESTERN AFRICA	493	493		
Mali	493	493		
EASTERN ASIA	572,132	5,702,547	412,235	6,613,006
China	356,534	3,091,374	243,443	3,385,060
Hong Kong S.A.Re.Chi	12,854	304,776	27,289	394,983
Japan	133,180	1,362,424	62,610	1,693,394
Korea D.P.Republic				58,644
Korea, Republic of	34,838	381,273	25,267	386,379
O.Asia(Tai.For.Pe.Ki	34,726	562,701	53,626	694,547
SOUTH-CENTRAL ASIA	139,347	1,242,266	118,464	1,303,374
Afghanistan		2,751		819
Bangladesh	1,549	72,025	4,152	71,652
India	126,934	1,068,468	103,122	1,007,370
Iran (Islamic R.)	4,675	12,401		12,849
Sri Lanka	6,189	86,622	11,190	210,683
SOUTH-EASTERN ASIA	92,578	1,427,076	99,296	1,654,808
Brunei Darussalam				268
Cambodia Fr.Kampuche		6,531		
Indonesia	46,151	714,797	49,847	1,070,527
Malaysia	18,977	250,499	20,305	263,924
Myanmar		29		
Philippines		9		337
Singapore	3,992	104,757	2,419	133,620
Thailand	18,003	309,652	26,296	149,951
Viet Nam	5,456	40,801	428	36,181
WESTERN ASIA	161,830	1,398,516	107,853	1,655,175
Azerbaijan	2,671	5,859		
Bahrain	4,745	34,659	1,327	21,713
Cyprus		330		
Jordan				883
Kuwait		872		225
Oman	352	6,838	682	6,485
Qatar		575		
Saudi Arabia	27,153	197,585	14,761	284,634
Syrian Arab Republic	8,977	56,178		2,354
Turkey	11,059	151,552	16,917	132,745
United Arab Emirates	106,874	944,069	74,166	1,206,136
AUSTRALIA AND NEW ZEALAND	31,289	533,511	46,524	599,175
Australia	31,289	533,511	46,524	598,826
US.Minor Outlying Is				350
MICRONESIA		7,533		4,178
Marshall Islands		620		4,178
Northern Mariana Is.		6,913		

10.16 Annual and Quarterly Terms of Trade and Unit Value Indices of Exports and Imports (1990-91=100)

Year/ Quarter	Terms of Trade	Unit Value Indices of Exports	Unit Value Indices of Imports
2011-12	55.08	679.44	1233.49
2012-13	53.81	715.45	1329.56
2013-14	54.27	752.86	1387.15
2014-15	54.05	759.21	1,404.72
2015-16	56.33	705.02	1,251.53
2011-12 Jul-Sep	56.28	653.84	1161.73
Oct-Dec	54.96	673.48	1225.37
Jan-Mar	54.95	680.39	1238.16
Apr-Jun	54.26	710.06	1308.71
2012-13 Jul-Sep	53.94	684.66	1269.28
Oct-Dec	53.43	709.08	1327.23
Jan-Mar	53.91	728.42	1351.28
Apr-Jun	53.97	739.63	1370.44
2013-14 Jul-Sep	54.54	745.76	1367.33
Oct-Dec	54.61	745.57	1365.33
Jan-Mar	54.80	771.50	1407.91
Apr-Jun	53.17	748.62	1408.02
2014-15 Jul-Sep	52.24	753.27	1441.98
Oct-Dec	54.41	762.69	1401.74
Jan-Mar	55.87	769.06	1376.64
Apr-Jun	53.76	751.81	1398.50
2015-16 Jul-Sep	53.67	712.89	1328.20
Oct-Dec	56.66	701.89	1238.67
Jan-Mar	57.87	703.02	1214.84
Apr-Jun	57.36	702.28	1224.39

ANNUAL TERMS OF TRADE & UNIT VALUE INDICES OF EXPORTS & IMPORTS (1990-91=100)



10.17 Index Numbers of Unit Values of Exports by Groups (1990-91=100)

Year /Quarter	All Groups	Food and Live Animals	Beverages & Tobacco	Crude Materials Inedible	Mineral Fuels & Lubrican	Chemicals	Manufactured Goods	Machinery & Transport	Misc. Manufactured Articles
2011-12	679.44	800.09	935.29	848.74	1500.63	739.66	641.15	1517.96	650.31
2012-13	715.45	884.48	1052.54	958.74	1615.08	876.11	689.62	1603.48	657.15
2013-14	752.86	954.07	1127.89	1009.57	1682.81	939.50	698.49	1650.17	700.75
2014-15	759.21	1057.47	1148.80	999.87	1713.20	935.18	667.05	1789.37	728.76
2015-16	705.03	944.46	1217.42	920.79	1092.25	1000.41	607.39	1873.58	774.38
2011-12 Jul-Sep	653.84	803.38	897.76	758.78	1429.38	678.24	617.90	1431.44	635.65
Oct-Dec	673.48	780.21	923.77	818.80	1492.20	714.47	645.22	1523.11	645.05
Jan-Mar	680.39	787.46	953.20	904.77	1528.82	766.15	648.83	1549.50	652.21
Apr-Jun	710.06	829.32	966.43	912.66	1552.12	799.77	652.65	1567.78	668.31
2012-13 Jul-Sep	684.66	867.43	999.22	924.18	1562.79	809.02	656.98	1584.13	636.74
Oct-Dec	709.08	869.95	1036.60	944.56	1653.04	851.48	685.86	1590.79	658.79
Jan-Mar	728.42	899.09	1086.12	982.32	1620.06	921.14	705.07	1618.96	666.01
Apr-Jun	739.63	901.46	1088.20	983.88	1624.41	922.80	710.57	1620.03	667.06
2013-14 Jul-Sep	745.46	919.57	1098.87	1017.68	1634.63	934.11	713.43	1624.52	674.82
Oct-Dec	745.57	952.49	1154.15	1023.78	1640.93	928.01	698.36	1631.05	723.57
Jan-Mar	771.50	970.48	1164.01	1042.41	1659.59	941.60	719.23	1664.20	729.32
Apr-Jun	748.62	973.74	1094.54	954.39	1796.09	954.26	659.51	1680.90	675.29
2014-15 Jul-Sep	753.27	1027.99	1123.85	988.05	1853.14	929.85	676.38	1722.41	692.43
Oct-Dec	762.69	1071.97	1171.54	1000.56	1862.62	935.86	677.14	1781.57	740.31
Jan-Mar	769.06	1075.01	1148.08	1030.34	1732.30	946.52	679.02	1787.10	728.26
Apr-Jun	751.81	1054.91	1151.73	980.52	1404.75	928.49	635.66	1866.41	754.05
2015-16 Jul-Sep	712.89	973.60	1144.34	964.35	1423.80	994.53	628.77	1955.09	730.30
Oct-Dec	701.89	935.34	1176.96	908.48	1022.94	995.70	601.06	1858.72	782.09
Jan-Mar	703.02	929.68	1250.14	921.27	1045.51	1021.47	599.41	1866.25	795.28
Apr-Jun	702.28	939.22	1298.25	889.05	876.75	989.95	600.29	1814.27	789.83

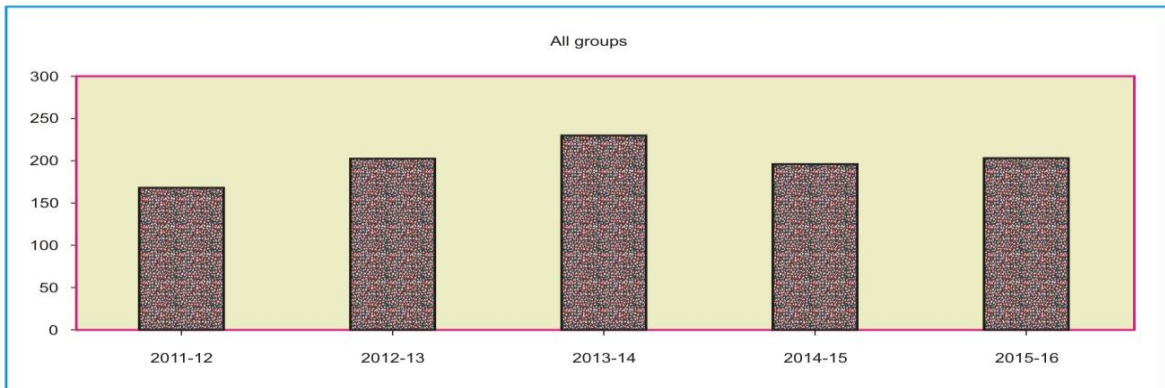
10.18 Index Numbers of Unit Values of Imports by Groups (1990-91=100)

Year/Quarter	All groups	Food and Live animals	Beverages & Tobacco	Crude materials inedible except fuels	Mineral fuels & Lubricants	Animal or Veg. oils & Fats	Chemicals	Manufactured goods	Machinery & Transport equipment	Misc. manufactured articles
2011-12	1233.49	791.79	1230.10	881.00	1651.93	1240.29	897.56	823.33	1407.29	1274.46
2012-13	1329.56	802.28	1339.47	995.65	1720.77	1103.29	994.50	887.02	1738.91	1342.66
2013-14	1387.15	838.74	1446.20	1046.35	1757.91	1054.13	1098.60	899.66	1866.32	1458.63
2014-15	1404.72	891.28	1620.65	1048.08	1550.37	1037.83	1256.50	1026.39	1985.27	1854.42
2015-16	1251.53	839.11	1700.77	1031.47	1054.32	1011.65	1193.67	920.53	1913.99	2376.63
2011-12 Jul-Sep	1161.73	780.37	1174.28	886.35	1546.57	1209.58	836.74	807.84	1297.42	1248.30
Oct-Dec	1225.37	786.64	1201.86	889.48	1674.49	1185.85	907.70	818.38	1350.77	1264.77
Jan-Mar	1238.16	819.33	1254.74	846.69	1651.53	1277.05	922.54	830.85	1386.86	1282.00
Apr-Jun	1308.71	780.82	1289.52	901.49	1735.14	1288.69	923.26	836.23	1594.10	1302.76
2012-13 Jul-Sep	1269.28	791.42	1310.88	925.57	1623.49	1189.26	939.61	875.46	1610.53	1323.94
Oct-Dec	1327.23	794.08	1328.36	995.64	1764.03	1111.45	1009.58	881.11	1680.20	1327.27
Jan-Mar	1351.28	800.25	1350.09	1017.46	1761.13	1048.35	989.23	877.44	1804.52	1345.00
Apr-Jun	1370.44	823.38	1368.54	1043.92	1734.43	1064.11	1039.59	914.05	1860.39	1374.43
2013-14 Jul-Sep	1367.33	839.00	1390.72	1064.30	1688.69	1075.42	1064.27	859.80	1865.31	1381.34
Oct-Dec	1365.33	840.48	1425.20	1052.01	1711.56	1054.23	1083.40	873.38	1875.71	1391.17
Jan-Mar	1407.91	849.44	1463.98	1072.34	1784.71	1061.03	1104.26	930.61	1937.80	1487.18
Apr-Jun	1408.02	826.03	1504.91	996.75	1846.69	1025.83	1142.45	934.85	1786.47	1574.82
2014-15 Jul-Sep	1441.98	882.91	1551.52	1050.88	1810.84	1040.06	1218.48	993.38	1889.96	1701.41
Oct-Dec	1401.74	893.21	1590.81	1065.79	1530.17	1056.54	1254.97	1030.45	1969.44	1807.08
Jan-Mar	1376.64	895.47	1651.30	1039.03	1443.70	1006.23	1256.20	1044.23	1995.28	1892.80
Apr-Jun	1398.50	893.54	1688.98	1036.61	1416.75	1048.50	1296.34	1037.49	2086.41	2016.39
2015-16 Jul-Sep	1328.20	819.90	1670.50	994.97	1377.68	1032.17	1175.87	905.12	1926.97	2242.88
Oct-Dec	1238.67	824.90	1691.32	1109.19	1049.07	1028.06	1141.86	929.56	1882.96	2372.44
Jan-Mar	1214.84	865.60	1747.55	1012.94	871.68	978.61	1210.14	924.91	1934.80	2434.43
Apr-Jun	1224.39	846.04	1693.71	1008.77	918.85	1007.74	1246.79	922.51	1911.24	2456.76

10.19 Index Numbers of Quantum of Exports by Groups (1990-91=100)

Year/Quarter	All groups	Food and Live animals	Beverages & Tobacco	Crude materials inedible except fuels	Mineral fuels & Lubricants	Chemicals	Manufactured goods	Machinery & Transport equipment	Misc. manufactured articles
2011-12	167.36	264.12	367.35	282.00	410.62	1301.40	157.00	2077.59	164.87
2012-13	202.86	242.21	238.64	343.79	37.89	992.45	191.87	2014.32	181.50
2013-14	229.80	280.96	175.45	447.47	409.09	1010.41	189.96	2056.66	226.38
2014-15	195.45	224.40	100.30	264.75	176.22	973.58	181.68	3964.39	201.19
2015-16	203.66	243.09	112.67	307.85	57.34	689.93	182.42	3767.50	223.68
2011-12 Jul-Sep	123.61	226.97	338.73	258.06	397.91	1195.14	153.61	1693.48	168.03
Oct-Dec	169.87	245.98	350.96	342.16	405.61	1260.20	146.42	1741.42	145.37
Jan-Mar	181.51	273.36	342.68	403.10	392.32	1443.70	151.76	2986.15	158.70
Apr-Jun	194.44	310.16	437.04	124.69	446.65	1306.54	176.19	1889.30	187.37
2012-13 Jul-Sep	182.10	193.42	203.51	300.83	29.33	962.68	175.53	2240.25	165.88
Oct-Dec	201.62	219.24	268.01	357.97	6.46	948.78	196.72	2835.50	174.64
Jan-Mar	208.98	289.31	307.37	350.05	53.72	840.47	192.71	1390.01	179.90
Apr-Jun	218.73	266.88	175.65	366.29	62.03	1217.85	202.51	1591.51	205.57
2013-14 Jul-Sep	242.65	254.75	215.28	392.89	1298.61	1052.88	213.28	1226.96	241.61
Oct-Dec	220.69	279.96	59.50	463.12	4.22	691.05	190.14	911.18	229.81
Jan-Mar	218.37	336.65	69.11	350.89	247.03	1153.88	186.44	4061.10	208.14
Apr-Jun	237.48	252.47	357.92	582.97	86.50	1143.82	170.28	2027.38	225.97
2014-15 Jul-Sep	201.64	189.93	90.87	389.05	361.14	952.31	183.05	4343.64	202.72
Oct-Dec	205.65	266.45	51.38	333.54	123.62	1240.35	187.56	3283.23	194.18
Jan-Mar	197.74	235.44	74.56	246.63	85.83	790.96	183.40	3932.27	205.36
Apr-Jun	176.75	205.76	184.39	89.77	134.28	910.69	172.69	4298.43	202.50
2014-15 Jul-Sep	187.10	183.52	68.33	285.36	76.97	1029.59	176.67	3211.01	194.95
Oct-Dec	193.24	251.95	54.14	218.76	50.57	778.60	177.06	2601.52	204.57
Jan-Mar	228.29	303.57	179.45	528.59	70.12	467.59	186.61	3782.17	256.89
Apr-Jun	206.13	233.33	148.74	198.69	31.70	483.95	189.54	5475.29	238.30

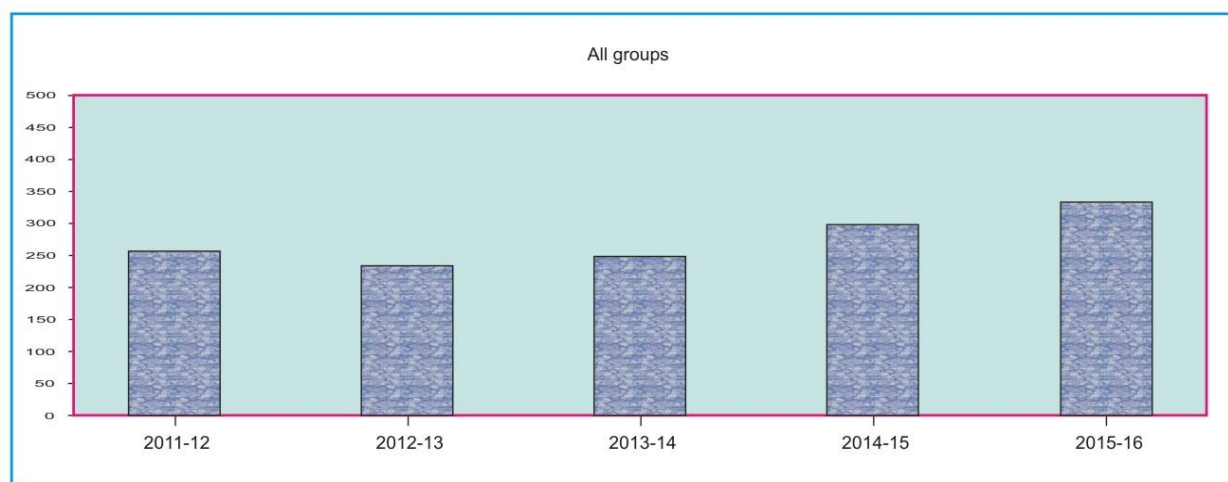
INDEX NUMBERS OF QUANTUM OF EXPORTS BY GROUPS
(1990-91=100)



10.20 Index Numbers of Quantum of Imports by Groups (1990-91=100)

Year/Quarter	All groups	Food and Live animals	Beverages & Tobacco	Crude materials inedible except fuels	Mineral fuels & Lubricants	Animal or Veg. oils & Fats	Chemicals	Manufactured goods	Machinery & Transport equipment	Misc. manufactured articles
2011-12	256.47	321.01	371.65	473.88	197.46	121.87	290.92	241.91	280.01	288.73
2012-13	234.02	186.86	275.65	413.29	190.89	141.68	240.54	249.49	266.44	261.26
2013-14	249.40	162.10	317.18	491.04	185.66	182.37	253.03	312.32	283.06	286.91
2014-15	299.74	222.61	317.90	531.02	175.67	179.33	271.01	345.01	478.50	307.93
2015-16	330.71	273.06	287.46	628.07	157.60	221.25	266.35	319.43	584.63	405.89
2011-12 Jul-Sep	240.84	277.16	347.08	300.55	194.84	114.21	304.19	247.39	261.99	225.28
Oct-Dec	265.20	330.05	344.55	647.69	194.63	119.56	315.83	235.90	261.50	260.87
Jan-Mar	246.02	383.47	403.56	497.72	188.47	102.72	277.36	223.66	241.95	398.43
Apr-Jun	273.80	293.36	391.41	449.55	211.89	151.00	266.31	260.67	354.59	270.34
2012-13 Jul-Sep	233.97	153.48	320.06	335.17	199.90	165.49	246.32	226.37	289.12	221.18
Oct-Dec	229.54	203.59	244.78	355.04	192.53	115.62	250.79	260.53	247.53	297.57
Jan-Mar	223.34	205.75	273.94	531.28	168.62	148.57	209.02	245.75	221.78	281.19
Apr-Jun	249.22	184.62	263.80	431.66	202.50	137.03	256.03	265.29	307.32	245.10
2013-14 Jul-Sep	218.67	122.34	261.56	396.94	181.66	174.34	244.11	206.78	263.81	229.50
Oct-Dec	268.58	171.23	341.53	584.51	196.34	167.22	261.77	508.73	227.47	235.11
Jan-Mar	257.81	167.02	354.12	578.98	169.03	175.06	258.74	280.99	321.79	278.09
Apr-Jun	252.54	187.81	311.51	403.73	195.60	212.84	247.49	252.77	319.16	305.94
2014-15 Jul-Sep	302.77	322.99	416.31	354.13	197.29	189.47	275.38	273.72	521.40	302.25
Oct-Dec	303.82	229.82	369.89	685.69	185.39	167.77	270.55	274.76	470.31	296.49
Jan-Mar	290.10	174.63	205.90	595.97	129.32	163.79	258.24	482.00	428.76	371.67
Apr-Jun	302.25	162.98	279.49	488.27	190.67	196.30	279.88	349.54	493.54	261.29
2015-16 Jul-Sep	290.52	292.22	311.01	375.83	146.92	212.82	245.87	284.84	513.14	407.12
Oct-Dec	355.81	311.72	251.34	598.92	153.20	224.04	302.20	347.62	635.68	489.68
Jan-Mar	304.07	245.24	298.83	876.98	135.09	223.11	229.82	310.36	469.95	357.26
Apr-Jun	372.45	243.07	288.66	660.54	195.20	225.04	287.52	334.92	719.73	369.48

INDEX NUMBERS OF QUANTUM OF IMPORTS BY GROUPS
(1990-91=100)



10.21 Trade in Services (Summary) April, 2016

Rs. In Million
Dollars in Thousands

Description	* April, 2016		** March, 2016		% Change in April, 2016 over March, 2016	
	Rs	\$	Rs	\$	Rs	\$
	Export of Services (TOTAL)	57,468.74	549,027.18	42,598.94	407,072.87	34.91
1. Manufacturing services on physical inputs owned by others	0.00	0.00	0.00	0.00	0.00	0.00
2. Maintenance and repair services n.i.e.	0.00	0.00	0.00	0.00	0.00	0.00
3. Transport	7,624.44	72,840.00	7,742.83	73,990.00	-1.53	-1.55
4. Travel	2,625.22	25,080.00	3,042.08	29,070.00	-13.70	-13.73
5. Construction services	631.18	6,030.00	494.98	4,730.00	27.52	27.48
6. Insurance and Pension services	419.74	4,010.00	221.85	2,120.00	89.20	89.15
7. Financial services	1,194.33	11,410.00	498.12	4,760.00	139.77	139.71
8. Charges for the use of intellectual services	142.36	1,360.00	162.20	1,550.00	-12.23	-12.26
9. Telecommunication, Computer and information services	5,846.02	55,850.00	8,182.34	78,190.00	-28.55	-28.57
10. Other business services	7,747.13	74,012.18	8,603.33	82,212.87	-9.95	-9.97
11. Personal, cultural, and recreational services	482.02	4,605.00	245.93	2,350.00	96.00	95.96
12. Government services, n.i.e.	30,756.30	293,830.00	13,405.28	128,100.00	129.43	129.38
Import of Services (TOTAL)	69,545.71	664,404.00	62,403.85	596,327.00	11.44	11.42
1. Manufacturing services on physical inputs owned by others	0.00	0.00	0.00	0.00	0.00	0.00
2. Maintenance and repair services n.i.e.	570.47	5,450.00	528.47	5,050.00	7.95	7.92
3. Transport	21,704.22	207,351.00	22,900.02	218,831.00	-5.22	-5.25
4. Travel	20,616.56	196,960.00	12,653.90	120,920.00	62.93	62.88
5. Construction services	4,707.18	44,970.00	113.02	1,080.00	4064.91	4063.89
6. Insurance and Pension services	2,132.21	20,370.00	2,945.40	28,146.00	-27.61	-27.63
7. Financial services	1,844.35	17,620.00	2,749.08	26,270.00	-32.91	-32.93
8. Charges for the use of intellectual services	824.83	7,880.00	1,769.58	16,910.00	-53.39	-53.40
9. Telecommunication, Computer and information services	2,281.89	21,800.00	3,241.97	30,980.00	-29.61	-29.63
10. Other business services	11,830.24	113,020.00	12,554.51	119,970.00	-5.77	-5.79
11. Personal, cultural, and recreational services	18.11	173.00	31.39	300.00	-42.31	-42.33
12. Government services, n.i.e.	3,015.65	28,810.00	2,916.51	27,870.00	3.40	3.37

Description	* July - April 2015 - 2016		July - April 2014 - 2015		% Change in July - April, 2015 - 2016 over July - April, 2014 - 2015	
	Rs	\$	Rs	\$	Rs	\$
	Export of Services (TOTAL)	459,476.24	4,411,439.06	526,041.56	5,159,344.76	-12.65
1. Manufacturing services on physical inputs owned by others	0.00	0.00	0.00	0.00	0.00	0.00
2. Maintenance and repair services n.i.e.	48.95	470.00	706.58	6,930.00	-93.07	-93.22
3. Transport	80,254.00	770,520.00	118,215.32	1,159,440.00	-32.11	-33.54
4. Travel	27,113.80	260,320.00	25,223.64	247,390.00	7.49	5.23
5. Construction services	3,454.84	33,170.00	3,704.17	36,330.00	-6.73	-8.70
6. Insurance and Pension services	4,216.95	40,487.00	5,405.56	53,017.00	-21.99	-23.63
7. Financial services	8,232.46	79,040.00	8,756.23	85,880.00	-5.98	-7.96
8. Charges for the use of intellectual services	1,771.69	17,010.00	537.32	5,270.00	229.73	222.77
9. Telecommunication, Computer and information services	64,567.13	619,910.00	70,615.78	692,590.00	-8.57	-10.49
10. Other business services	82,673.23	793,747.06	67,461.24	661,650.76	22.55	19.96
11. Personal, cultural, and recreational services	2,480.47	23,815.00	748.08	7,337.00	231.58	224.59
12. Government services, n.i.e.	184,662.72	1,772,950.00	224,667.64	2,203,510.00	-17.81	-19.54
Import of Services (TOTAL)	642,478.27	6,168,445.00	740,824.01	7,265,902.00	-13.28	-15.10
1. Manufacturing services on physical inputs owned by others	0.00	0.00	0.00	0.00	0.00	0.00
2. Maintenance and repair services n.i.e.	8,240.79	79,120.00	6,791.49	66,610.00	21.34	18.78
3. Transport	248,150.46	2,382,497.00	353,728.65	3,469,323.00	-29.85	-31.33
4. Travel	133,066.11	1,277,570.00	127,915.70	1,254,580.00	4.03	1.83
5. Construction services	6,922.18	66,460.00	453.72	4,450.00	1425.65	1393.48
6. Insurance and Pension services	22,233.37	213,463.00	23,257.76	228,109.00	-4.40	-6.42
7. Financial services	17,507.52	168,090.00	18,697.23	183,380.00	-6.36	-8.34
8. Charges for the use of intellectual services	14,287.03	137,170.00	12,529.74	122,890.00	14.02	11.62
9. Telecommunication, Computer and information services	32,449.70	311,550.00	34,826.14	341,570.00	-6.82	-8.79
10. Other business services	122,126.65	1,172,540.00	114,701.12	1,124,973.00	6.47	4.23
11. Personal, cultural, and recreational services	566.08	5,435.00	769.49	7,547.00	-26.43	-27.98
12. Government services, n.i.e.	36,928.38	354,550.00	47,152.97	462,470.00	-21.68	-23.34

* Provisional figures based on figures provided by the State Bank of Pakistan.

** Revised by SBP

Note:- SBP has switched over from BPM- to BPM 6th addition from July, 2014.

Note:- Dollar value is converted into Rupees on monthly average exchange rate provided by SBP.

April, 2016 (1\$=Rs.104.673794), March, 2016 (1\$=Rs. 104.647001) and April, 2015 (1\$=Rs. 101.700434) respectively.

10.22 Export of Services by Sectors (Detail) (Monthly)

Rs. in Millions
Dollars in Thousands

Description	* April, 2016		** March, 2016		** April, 2015		% Change in April, 2016 over			
							March, 2016		April, 2015	
	Rs	\$	Rs	\$	Rs	\$	Rs	\$	Rs	\$
Services	57,468.74	549,027.18	42,598.94	407,072.87	41,124.93	404,373.01	34.91	34.87	39.74	35.77
1.Manufacturing services on physical inputs owned by others	0.00	0.00	0.00	0.00	0.00	0.00	0.00	0.00	0.00	0.00
1.1 Goods for processing in reporting economy	0.00	0.00	0.00	0.00	0.00	0.00	0.00	0.00	0.00	0.00
1.2 Goods for processing abroad	0.00	0.00	0.00	0.00	0.00	0.00	0.00	0.00	0.00	0.00
2.Maintenance and repair services n.i.e.	0.00	0.00	0.00	0.00	10.17	100.00	0.00	0.00	-100.00	-100.00
3. Transport	7,624.44	72,840.00	7,742.83	73,990.00	11,389.44	111,990.00	-1.53	-1.55	-33.06	-34.96
3.1 Sea transport	243.89	2,330.00	241.73	2,310.00	279.68	2,750.00	0.89	0.87	-12.80	-15.27
3.1.1 Passenger	0.00	0.00	0.00	0.00	0.00	0.00	0.00	0.00	0.00	0.00
3.1.2 Freight	105.72	1,010.00	105.69	1,010.00	246.12	2,420.00	0.03	0.00	-57.05	-58.26
3.1.3 Other	138.17	1,320.00	136.04	1,300.00	33.56	330.00	1.57	1.54	311.71	300.00
3.2 Air transport	7,324.03	69,970.00	7,460.29	71,290.00	11,081.28	108,960.00	-1.83	-1.85	-33.91	-35.78
3.2.1 Passenger	3,723.25	35,570.00	3,716.02	35,510.00	5,755.23	56,590.00	0.19	0.17	-35.31	-37.14
3.2.2 Freight	38.73	370.00	38.72	370.00	745.46	7,330.00	0.03	0.00	-94.80	-94.95
3.2.3 Other	3,562.05	34,030.00	3,705.55	35,410.00	4,580.59	45,040.00	-3.87	-3.90	-22.24	-24.44
3.3 Road transport	50.24	480.00	38.72	370.00	27.46	270.00	29.75	29.73	82.96	77.78
3.3.1 Passenger	0.00	0.00	0.00	0.00	0.00	0.00	0.00	0.00	0.00	0.00
3.3.2 Freight	50.24	480.00	38.72	370.00	27.46	270.00	29.75	29.73	82.96	77.78
3.3.3 Other	0.00	0.00	0.00	0.00	0.00	0.00	0.00	0.00	0.00	0.00
3.4 Rail transport	0.00	0.00	0.00	0.00	0.00	0.00	0.00	0.00	0.00	0.00
3.4.1 Passenger	0.00	0.00	0.00	0.00	0.00	0.00	0.00	0.00	0.00	0.00
3.4.2 Freight	0.00	0.00	0.00	0.00	0.00	0.00	0.00	0.00	0.00	0.00
3.4.3 Other	0.00	0.00	0.00	0.00	0.00	0.00	0.00	0.00	0.00	0.00
3.5 Postal and courier services	6.28	60.00	2.09	20.00	1.02	10.00	200.48	200.00	100.00	100.00
3.6 Electricity transmission	0.00	0.00	0.00	0.00	0.00	0.00	0.00	0.00	0.00	0.00
3.7 Other supporting and auxiliary transport service	0.00	0.00	0.00	0.00	0.00	0.00	0.00	0.00	0.00	0.00
4. Travel	2,625.22	25,080.00	3,042.08	29,070.00	2,740.83	26,950.00	-13.70	-13.73	-4.22	-6.94
4.1 Business	30.36	290.00	52.32	500.00	29.49	290.00	-41.97	-42.00	2.95	0.00
4.1.1 Acquisition of goods and services by border, seasonal, and other short-term workers	0.00	0.00	0.00	0.00	0.00	0.00	0.00	0.00	0.00	0.00
4.1.2 Other	30.36	290.00	52.32	500.00	29.49	290.00	-41.97	-42.00	2.95	0.00
4.2 Personal	2,594.86	24,790.00	2,989.76	28,570.00	2,711.34	26,660.00	-13.21	-13.23	-4.30	-7.01
4.2.1 Health-related expenditure	11.51	110.00	10.46	100.00	18.31	180.00	10.04	10.00	-37.14	-38.89
4.2.2 Education-related expenditure	28.26	270.00	39.77	380.00	55.94	550.00	-28.94	-28.95	-49.48	-50.91
4.2.3 Other	2,555.09	24,410.00	2,939.53	28,090.00	2,637.09	25,930.00	-13.08	-13.10	-3.11	-5.86
4.2.3.1 Religious travel	0.00	0.00	0.00	0.00	0.00	0.00	0.00	0.00	0.00	0.00
4.2.3.2 Other	2,555.09	24,410.00	2,939.53	28,090.00	2,637.09	25,930.00	-13.08	-13.10	-3.11	-5.86
5.Construction services	631.18	6,030.00	494.98	4,730.00	340.70	3,350.00	27.52	27.48	85.26	80.00
5.1 Construction abroad	631.18	6,030.00	494.98	4,730.00	340.70	3,350.00	27.52	27.48	85.26	80.00
5.2 Construction in the compiling economy	0.00	0.00	0.00	0.00	0.00	0.00	0.00	0.00	0.00	0.00
6. Insurance and Pension services	419.74	4,010.00	221.85	2,120.00	313.23	3,080.00	89.20	89.15	34.00	30.19
6.1 Direct Insurance	265.04	2,532.08	152.65	1,458.71	173.81	1,709.05	73.63	73.58	52.49	48.16
6.1.1 Life insurance	0.22	2.08	7.19	68.71	2.95	29.05	-96.94	-96.97	-92.54	-92.84
6.1.2 Freight insurance	0.00	0.00	2.09	20.00	3.05	30.00	-100.00	-100.00	-100.00	-100.00
6.1.3 Other direct insurance	264.82	2,530.00	143.37	1,370.00	167.81	1,650.00	84.71	84.67	57.81	53.33
6.2 Reinsurance	149.66	1,429.80	63.85	610.13	124.37	1,222.93	134.39	134.34	20.33	16.92
6.3 Auxiliary insurance services	5.04	48.12	5.35	51.16	15.05	148.02	-5.79	-5.94	-66.51	-67.49
6.4 Pension and standardized guarantee services	0.00	0.00	0.00	0.00	0.00	0.00	0.00	0.00	0.00	0.00

Contd.

10.22 Export of Services by Sectors (Detail) (Monthly)

Description	Rs. in Millions Dollars in Thousands									
	* April, 2016		** March, 2016		** April, 2015		% Change in April, 2016 over			
							March, 2016		April, 2015	
	Rs	\$	Rs	\$	Rs	\$	Rs	\$	Rs	\$
7. Financial services	1194.33	11410.00	498.12	4760.00	910.22	8950.00	139.77	139.71	31.21	27.49
7.1 Explicitly charged and other financial services	1194.33	11410.00	498.12	4760.00	686.48	6750.00	139.77	139.71	73.98	69.04
7.2 Financial intermediation service charges indirectly measured (FISIM)	0.00	0.00	0.00	0.00	223.74	2200.00	0.00	0.00	-100.00	-100.00
8. Charges for the use of intellectual services	142.36	1360.00	162.20	1550.00	0.00	0.00	-12.23	-12.26	100.00	100.00
9. Telecommunication, Computer and information services	5846.02	55850.00	8182.34	78190.00	8714.72	85690.00	-28.55	-28.57	-32.92	-34.82
9.1 Telecommunications services	1690.48	16150.00	3269.17	31240.00	3613.42	35530.00	-48.29	-48.30	-53.22	-54.55
9.1.1 Call centres	551.60	5269.75	639.73	6113.21	722.81	7107.25	-13.78	-13.80	-23.69	-25.85
9.1.2 Telecommunication services	1138.88	10880.25	2629.44	25126.79	2890.61	28422.75	-56.69	-56.70	-60.60	-61.72
9.2 Computer services	4147.17	39620.00	4903.76	46860.00	5077.91	49930.00	-15.43	-15.45	-18.33	-20.65
9.2.1 Hardware consultancy services	18.63	177.98	6.47	61.82	11.04	108.58	187.94	187.90	68.75	63.92
9.2.2 Software consultancy services	1346.78	12866.47	1458.97	13941.78	719.47	7074.38	-7.69	-7.71	87.19	81.87
9.2.3 Maintenance & repairs of computer	24.10	230.20	13.80	131.89	1.10	10.78	74.64	74.54	2090.91	2034.64
9.2.4 Export / Import of Computer Software	2239.48	21394.88	2843.54	27172.66	3836.95	37727.95	-21.24	-21.26	-41.63	-43.29
9.2.5 Other Computer services	518.18	4950.47	580.98	5551.85	509.35	5008.31	-10.81	-10.83	1.73	-1.15
9.3 Information services	8.37	80.00	9.41	90.00	23.39	230.00	-11.05	-11.11	-64.22	-65.22
9.3.1 News agency services	5.75	54.93	6.90	65.98	8.98	88.29	-16.67	-16.75	-35.97	-37.79
9.3.2 Other information services	2.62	25.07	2.51	24.02	14.41	141.71	4.38	4.37	-81.82	-82.31
10. Other business services	7747.13	74012.18	8603.33	82212.87	7019.67	69023.01	-9.95	-9.97	10.36	7.23
10.1 Research and development services	41.87	400.00	43.95	420.00	126.11	1240.00	-4.73	-4.76	-66.80	-67.74
10.2 Professional and management consulting services	2336.32	22320.00	1942.25	18560.00	1508.22	14830.00	20.29	20.26	54.91	50.51
10.2.1 Legal, accounting, management consulting, and public relations	1693.62	16180.00	1609.47	15380.00	1245.83	12250.00	5.23	5.20	35.94	32.08
10.2.1.1 Legal services	79.55	760.00	82.67	790.00	88.48	870.00	-3.77	-3.80	-10.09	-12.64
10.2.1.2 Accounting, auditing, bookkeeping, and tax consulting services	167.48	1600.00	147.55	1410.00	85.43	840.00	13.51	13.48	96.04	90.48
10.2.1.3 Business and management consulting and public relations services	1446.59	13820.00	1379.25	13180.00	1071.92	10540.00	4.88	4.86	34.95	31.12
10.2.2 Advertising, market research, and public opinion polling	642.70	6140.00	332.78	3180.00	262.39	2580.00	93.13	93.08	144.94	137.98
10.3 Technical, trade-related and other business services	5368.94	51292.18	6617.13	63232.87	5385.34	52953.01	-18.86	-18.88	-0.30	-3.14
10.3.1 Architectural, engineering, scientific and other technical services	337.05	3220.00	646.72	6180.00	173.91	1710.00	-47.88	-47.90	93.81	88.30
10.3.2 Waste treatment and de-pollution, agricultural and mining services	11.51	110.00	10.46	100.00	2.03	20.00	10.04	10.00	467.00	450.00
10.3.3 Operating leasing services	24.07	230.00	25.12	240.00	32.54	320.00	-4.18	-4.17	-26.03	-28.13
10.3.4 Trade-related services	97.35	930.01	64.43	615.71	108.14	1063.30	51.09	51.05	-9.98	-12.54
10.3.5 Other business services n.i.e.	4898.96	46802.17	5870.40	56097.16	5068.72	49839.71	-16.55	-16.57	-3.35	-6.09
11. Personal, cultural, and recreational services	482.02	4605.00	245.93	2350.00	41.70	410.00	96.00	95.96	1055.92	1023.17
11.1 Audiovisual and related services	151.25	1445.00	233.37	2230.00	30.51	300.00	-35.19	-35.20	395.74	381.67
11.1.1 Audiovisual services	151.09	1443.47	233.18	2228.23	30.10	295.93	-35.20	-35.22	401.96	387.77
11.1.2 Artistic related services	0.16	1.53	0.19	1.77	0.41	4.07	-15.79	-13.56	-60.98	-62.41
11.2 Other personal, cultural, and recreational services	330.77	3160.00	12.56	120.00	11.19	110.00	2533.52	2533.33	2855.94	2772.73
12. Government services, n.i.e.	30756.30	293830.00	13405.28	128100.00	9644.25	94830.00	129.43	129.38	218.91	209.85
12.1 Embassies and consulates	2769.67	26460.00	2706.17	25860.00	5080.95	49960.00	2.35	2.32	-45.49	-47.04
12.2 Military units and agencies	423.93	4050.00	5780.70	55240.00	261.37	2570.00	-92.67	-92.67	62.20	57.59
12.3 Other	27562.70	263320.00	4918.41	47000.00	4301.93	42300.00	460.40	460.26	540.71	522.51

* Provisional ** Revised

Note: 1. The data are presented as per 6(EBOPS0.002010) classification aligned with MSITS0.00 2010 classification

10.23 Export of Services by Sector (Detail) (Cummulative)

Rs. in Millions
Dollars in Thousands

Description	* July - April, 2015 - 2016		** July - April, 2014 - 2015		% Change in July - April, 2015 - 2016 over July - April, 2014 - 2015	
	Rs	\$	Rs	\$	Rs	\$
	Services	459,476.24	4,411,439.06	526,041.56	5,159,344.76	-12.65
1.Manufacturing services on physical inputs owned by others	0.00	0.00	0.00	0.00	0.00	0.00
1.1 Goods for processing in reporting economy	0.00	0.00	0.00	0.00	0.00	0.00
1.2 Goods for processing abroad	0.00	0.00	0.00	0.00	0.00	0.00
2.Maintenance and repair services n.i.e.	48.95	470.00	706.58	6,930.00	-93.07	-93.22
3. Transport	80,254.00	770,520.00	118,215.32	1,159,440.00	-32.11	-33.54
3.1 Sea transport	2,512.24	24,120.00	19,478.24	191,040.00	-87.10	-87.37
3.1.1 Passenger	0.00	0.00	0.00	0.00	0.00	0.00
3.1.2 Freight	1,136.34	10,910.00	1,902.55	18,660.00	-40.27	-41.53
3.1.3 Other	1,375.90	13,210.00	17,575.69	172,380.00	-92.17	-92.34
3.2 Air transport	77,133.49	740,560.00	98,371.05	964,810.00	-21.59	-23.24
3.1.1 Passenger	41,787.24	401,200.00	59,129.07	579,930.00	-29.33	-30.82
3.1.2 Freight	2,028.95	19,480.00	7,066.78	69,310.00	-71.29	-71.89
3.1.3 Other	33,317.30	319,880.00	32,175.20	315,570.00	3.55	1.37
3.3 Road transport	569.73	5,470.00	345.64	3,390.00	64.83	61.36
3.3.1 Passenger	0.00	0.00	0.00	0.00	0.00	0.00
3.3.2 Freight	569.73	5,470.00	345.64	3,390.00	64.83	61.36
3.3.3 Other	0.00	0.00	0.00	0.00	0.00	0.00
3.4 Rail transport	4.17	40.00	0.00	0.00	100.00	100.00
3.4.1 Passenger	0.00	0.00	0.00	0.00	0.00	0.00
3.4.2 Freight	0.00	0.00	0.00	0.00	0.00	0.00
3.4.3 Other	4.17	40.00	0.00	0.00	100.00	100.00
3.5 Postal and courier services	34.37	330.00	20.39	200.00	68.56	65.00
3.6 Electricity transmission	0.00	0.00	0.00	0.00	0.00	0.00
3.7 Other supporting and auxiliary transport service	0.00	0.00	0.00	0.00	0.00	0.00
4. Travel	27,113.80	260,320.00	25,223.64	247,390.00	7.49	5.23
4.1 Business	1,638.37	15,730.00	484.31	4,750.00	238.29	231.16
4.1.1 Acquisition of goods and services by border, seasonal, and other short-term workers	0.00	0.00	0.00	0.00	0.00	0.00
4.1.2 Other	1,638.37	15,730.00	484.31	4,750.00	238.29	231.16
4.2 Personal	25,475.43	244,590.00	24,739.33	242,640.00	2.98	0.80
4.2.1 Health-related expenditure	118.74	1,140.00	182.51	1,790.00	-34.94	-36.31
4.2.2 Education-related expenditure	747.84	7,180.00	452.70	4,440.00	65.20	61.71
4.2.3 Other	24,608.85	236,270.00	24,104.12	236,410.00	2.09	-0.06
4.2.3.1 Religious travel	1.79	17.14	33.82	331.73	-94.71	-94.83
4.2.3.2 Other	24,607.06	236,252.86	24,070.30	236,078.27	2.23	0.07
5.Construction services	3,454.84	33,170.00	3,704.17	36,330.00	-6.73	-8.70
5.1 Construction abroad	3,454.84	33,170.00	3,704.17	36,330.00	-6.73	-8.70
5.2 Construction in the compiling economy	0.00	0.00	0.00	0.00	0.00	0.00
6. Insurance and Pension services	4,216.95	40,487.00	5,405.56	53,017.00	-21.99	-23.63
6.1 Direct Insurance	2,663.11	25,568.58	2,595.94	25,460.64	2.59	0.42
6.1.1 Life insurance	31.10	298.58	36.77	360.64	-15.42	-17.21
6.1.2 Freight insurance	26.04	250.00	42.82	420.00	-39.19	-40.48
6.1.3 Other direct insurance	2,605.97	25,020.00	2,516.35	24,680.00	3.56	1.38
6.2 Reinsurance	1,493.68	14,340.82	2,773.36	27,200.74	-46.14	-47.28
6.3 Auxiliary insurance services	60.16	577.60	36.26	355.62	65.91	62.42
6.4 Pension and standardized guarantee services	0.00	0.00	0.00	0.00	0.00	0.00

Contd.

10.23 Export of Services by Sector (Detail) (Cumulative)

Description	Rs. in Millions Dollars in Thousands					
	* July - April, 2015 - 2016		** July - April, 2014 - 2015		% Change in July - April, 2015 - 2016 over July - April, 2014 - 2015	
	Rs	\$	Rs	\$	Rs	\$
7. Financial services	8,232.46	79,040.00	8,756.23	85,880.00	-5.98	-7.96
7.1 Explicitly charged and other financial services	7,492.96	71,940.00	6,033.93	59,180.00	24.18	21.56
7.2 Financial intermediation service charges indirectly measured (FISIM)	739.50	7,100.00	2,722.30	26,700.00	-72.84	-73.41
8. Charges for the use of intellectual services	1,771.69	17,010.00	537.32	5,270.00	229.73	222.77
9. Telecommunication, Computer and information services	64,567.13	619,910.00	70,615.78	692,590.00	-8.57	-10.49
9.1 Telecommunications services	23,225.67	222,990.00	31,369.72	307,670.00	-25.96	-27.52
9.1.1 Call centres	5,980.12	57,415.20	5,057.86	49,606.82	18.23	15.74
9.1.2 Telecommunication services	17,245.55	165,574.80	26,311.86	258,063.18	-34.46	-35.84
9.2 Computer services	41,201.89	395,580.00	39,142.06	383,900.00	5.26	3.04
9.2.1 Hardware consultancy services	206.94	1,986.79	68.45	671.39	202.32	195.92
9.2.2 Software consultancy services	10,727.65	102,996.34	6,798.52	66,678.93	57.79	54.47
9.2.3 Maintenance & repairs of computer	64.20	616.40	84.40	827.79	-23.93	-25.54
9.2.4 Export / Import of Computer Software	25,086.71	240,857.95	27,850.20	273,150.97	-9.92	-11.82
9.2.5 Other Computer services	5,116.39	49,122.52	4,340.49	42,570.92	17.88	15.39
9.3 Information services	139.57	1,340.00	104.00	1,020.00	34.20	31.37
9.3.1 News agency services	89.71	861.28	52.71	516.95	70.20	66.61
9.3.2 Other information services	49.86	478.72	51.29	503.06	-2.79	-4.84
10. Other business services	82,673.23	793,747.06	67,461.24	661,650.76	22.55	19.96
10.1 Research and development services	625.98	6,010.00	756.54	7,420.00	-17.26	-19.00
10.2 Professional and management consulting services	19014.65	182560.00	17258.60	169270.00	10.17	7.85
10.2.1 Legal, accounting, management consulting, and public relations	15,028.61	144,290.00	14,968.60	146,810.00	0.40	-1.72
10.2.1.1 Legal services	785.33	7,540.00	921.71	9,040.00	-14.80	-16.59
10.2.1.2 Accounting, auditing, bookkeeping, and tax consulting services	1,118.63	10,740.00	629.09	6,170.00	77.82	74.07
10.2.1.3 Business and management consulting and public relations services	13,124.65	126,010.00	13,417.80	131,600.00	-2.18	-4.25
10.2.2 Advertising, market research, and public opinion polling	3,986.04	38,270.00	2,290.00	22,460.00	74.06	70.39
10.3 Technical, trade-related and other business services	63,032.60	605,177.06	49,446.10	484,960.76	27.48	24.79
10.3.1 Architectural, engineering, scientific and other technical services	5,780.64	55,500.00	3,071.00	30,120.00	88.23	84.26
10.3.2 Waste treatment and de-pollution, agricultural and mining services	236.43	2,270.00	62.19	610.00	280.17	272.13
10.3.3 Operating leasing services	224.98	2,160.00	107.06	1,050.00	110.14	105.71
10.3.4 Trade-related services	397.74	3,818.68	479.18	4,699.77	-17.00	-18.75
10.3.5 Other business services n.i.e.	56,392.81	541,428.38	45,726.67	448,481.00	23.33	20.72
11. Personal, cultural, and recreational services	2,480.47	23,815.00	748.08	7,337.00	231.58	224.59
11.1 Audiovisual and related services	1,778.46	17,075.00	643.06	6,307.00	176.56	170.73
11.1.1 Audiovisual services	1,766.31	16,958.37	565.83	5,549.55	212.16	205.58
11.1.2 Artistic related services	12.15	116.63	77.23	757.45	-84.27	-84.60
11.2 Other personal, cultural, and recreational services	702.01	6,740.00	105.02	1,030.00	568.45	554.37
12. Government services, n.i.e.	184,662.72	1,772,950.00	224,667.64	2,203,510.00	-17.81	-19.54
12.1 Embassies and consulates	26,563.85	255,040.00	28,241.62	276,990.00	-5.94	-7.92
12.2 Military units and agencies	19,643.75	188,600.00	18,958.25	185,940.00	3.62	1.43
12.3 Other	138,455.12	1,329,310.00	177,467.77	1,740,580.00	-21.98	-23.63

* Provisional ** Revised

Note: 1. The data are presented as per 6(EBOPS0.002010) classification aligned with MSITS0.00 2010 classification

10.24 Import of Services by Sectors (Detail) (Monthly)

Rs. in Millions
Dollars in Thousands

Description	* April, 2016		** March, 2016		** April, 2015		% Change in April, 2016 over			
							March, 2016		April, 2015	
	Rs	\$	Rs	\$	Rs	\$	Rs	\$	Rs	\$
Services	69,545.71	664,404.00	62,403.85	596,327.00	76,471.71	751,931.00	11.44	11.42	-9.06	-11.64
1.Manufacturing services on physical inputs owned by others	0.00	0.00	0.00	0.00	0.00	0.00	0.00	0.00	0.00	0.00
1.1 Goods for processing in reporting economy	0.00	0.00	0.00	0.00	0.00	0.00	0.00	0.00	0.00	0.00
1.2 Goods for processing abroad	0.00	0.00	0.00	0.00	0.00	0.00	0.00	0.00	0.00	0.00
2.Maintenance and repair services n.i.e.	570.47	5,450.00	528.47	5,050.00	1,314.99	12,930.00	7.95	7.92	-56.62	-57.85
3. Transport	21,704.22	207,351.00	22,900.02	218,831.00	37,752.32	371,211.00	-5.22	-5.25	-42.51	-44.14
3.1 Sea transport	12,315.92	117,660.00	13,375.98	127,820.00	19,256.98	189,350.00	-7.93	-7.95	-36.04	-37.86
3.1.1 Passenger	0.00	0.00	0.00	0.00	0.00	0.00	0.00	0.00	0.00	0.00
3.1.2 Freight	11,101.70	106,060.00	11,927.67	113,980.00	18,418.97	181,110.00	-6.92	-6.95	-39.73	-41.44
3.1.3 Other	1,214.22	11,600.00	1,448.31	13,840.00	838.01	8,240.00	-16.16	-16.18	44.89	40.78
3.2 Air transport	9,098.25	86,920.00	9,212.08	88,030.00	18,072.17	177,700.00	-1.24	-1.26	-49.66	-51.09
3.2.1 Passenger	5,146.81	49,170.00	5,145.49	49,170.00	11,150.44	109,640.00	0.03	0.00	-53.84	-55.15
3.2.2 Freight	1,563.83	14,940.00	1,723.54	16,470.00	2,275.04	22,370.00	-9.27	-9.29	-31.26	-33.21
3.2.3 Other	2,387.61	22,810.00	2,343.05	22,390.00	4,646.69	45,690.00	1.90	1.88	-48.62	-50.08
3.3 Road transport	113.68	1,086.00	130.29	1,245.00	186.21	1,831.00	-12.75	-12.77	-38.95	-40.69
3.3.1 Passenger	0.00	0.00	0.00	0.00	0.00	0.00	0.00	0.00	0.00	0.00
3.3.2 Freight	113.68	1,086.00	117.73	1,125.00	183.16	1,801.00	-3.44	-3.47	-37.93	-39.70
3.3.3 Other	0.00	0.00	12.56	120.00	3.05	30.00	-100.00	-100.00	-100.00	-100.00
3.4 Rail transport	61.23	585.00	63.42	606.00	98.65	970.00	-3.45	-3.47	-37.93	-39.69
3.4.1 Passenger	61.23	585.00	63.42	606.00	98.65	970.00	-3.45	-3.47	-37.93	-39.69
3.4.2 Freight	0.00	0.00	0.00	0.00	0.00	0.00	0.00	0.00	0.00	0.00
3.4.3 Other	0.00	0.00	0.00	0.00	0.00	0.00	0.00	0.00	0.00	0.00
3.5 Postal and courier services	115.14	1,100.00	118.25	1,130.00	138.31	1,360.00	-2.63	-2.65	-16.75	-19.12
3.6 Electricity transmission	0.00	0.00	0.00	0.00	0.00	0.00	0.00	0.00	0.00	0.00
3.7 Other supporting and auxiliary transport service	0.00	0.00	0.00	0.00	0.00	0.00	0.00	0.00	0.00	0.00
4. Travel	20,616.56	196,960.00	12,653.90	120,920.00	14,220.77	139,830.00	62.93	62.88	44.97	40.86
4.1 Business	286.81	2,740.00	369.40	3,530.00	362.05	3,560.00	-22.36	-22.38	-20.78	-23.03
4.1.1 Acquisition of goods and services by border, seasonal, and other short-term workers	0.00	0.00	0.00	0.00	0.00	0.00	0.00	0.00	0.00	0.00
4.1.2 Other	286.81	2,740.00	369.40	3,530.00	362.05	3,560.00	-22.36	-22.38	-20.78	-23.03
4.2 Personal	20,329.75	194,220.00	12,284.50	117,390.00	13,858.72	136,270.00	65.49	65.45	46.69	42.53
4.2.1 Health-related expenditure	75.37	720.00	28.25	270.00	93.56	920.00	166.80	166.67	-19.44	-21.74
4.2.2 Education-related expenditure	1,841.21	17,590.00	1,042.28	9,960.00	1,650.60	16,230.00	76.65	76.61	11.55	8.38
4.2.3 Other	18,413.17	175,910.00	11,213.97	107,160.00	12,114.56	119,120.00	64.20	64.16	51.99	47.67
4.2.3.1 Religious travel	5,947.64	56,820.70	0.00	0.00	2,440.81	24,000.00	100.00	100.00	143.67	136.75
4.2.3.2 Other	12,465.53	119,089.30	11,213.97	107,160.00	9,673.75	95,120.00	11.16	11.13	28.86	25.20
5.Construction services	4,707.18	44,970.00	113.02	1,080.00	0.00	0.00	4064.91	4063.89	100.00	100.00
5.1 Construction abroad	0.00	0.00	0.00	0.00	0.00	0.00	0.00	0.00	0.00	0.00
5.2 Construction in the compiling economy	4,707.18	44,970.00	113.02	1,080.00	0.00	0.00	4064.91	4063.89	100.00	100.00
6. Insurance and Pension services	2,132.21	20,370.00	2,945.40	28,146.00	1,733.99	17,050.00	-27.61	-27.63	22.97	19.47
6.1 Direct Insurance	161.42	1,542.14	166.40	1,590.05	531.42	5,225.35	-2.99	-3.01	-69.62	-70.49
6.1.1 Life insurance	2.32	22.14	0.01	0.05	7.66	75.35	23100.00	44180.00	-69.71	-70.62
6.1.2 Freight insurance	41.87	400.00	94.18	900.00	448.50	4,410.00	-55.54	-55.56	-90.66	-90.93
6.1.3 Other direct insurance	117.23	1,120.00	72.21	690.00	75.26	740.00	62.35	62.32	55.77	51.35
6.2 Reinsurance	1,862.12	17,789.71	2,778.80	26,554.03	1,201.11	11,810.32	-32.99	-33.01	55.03	50.63
6.3 Auxiliary insurance services	108.67	1,038.15	0.20	1.92	1.46	14.33	54235.00	53970.31	7343.15	7144.09
6.4 Pension and standardized guarantee services	0.00	0.00	0.00	0.00	0.00	0.00	0.00	0.00	0.00	0.00

Contd.

10.24 Import of Services by Sectors (Detail)
(Monthly)

Rs. in Millions
Dollars in Thousands

Description	* April, 2016		** March, 2016		** April, 2015		% Change in April, 2016 over			
							March, 2016		April, 2015	
	Rs	\$	Rs	\$	Rs	\$	Rs	\$	Rs	\$
7. Financial services	1,844.35	17,620.00	2,749.08	26,270.00	2,237.41	22,000.00	-32.91	-32.93	-17.57	-19.91
7.1 Explicitly charged and other financial services	1,844.35	17,620.00	2,749.08	26,270.00	2,034.01	20,000.00	-32.91	-32.93	-9.32	-11.90
7.2 Financial intermediation service charges indirectly measured (FISIM)	0.00	0.00	0.00	0.00	203.40	2,000.00	0.00	0.00	-100.00	-100.00
8. Charges for the use of intellectual services	824.83	7,880.00	1,769.58	16,910.00	1,412.62	13,890.00	-53.39	-53.40	-41.61	-43.27
9. Telecommunication, Computer and information services	2,281.89	21,800.00	3,241.97	30,980.00	2,752.02	27,060.00	-29.61	-29.63	-17.08	-19.44
9.1 Telecommunications services	911.71	8,710.00	1,172.05	11,200.00	1,066.84	10,490.00	-22.21	-22.23	-14.54	-16.97
9.1.1 Call centres	0.00	0.00	0.02	0.15	0.00	0.00	-100.00	-100.00	0.00	0.00
9.1.2 Telecommunication services	911.71	8,710.00	1,172.03	11,199.85	1,066.84	10,490.00	-22.21	-22.23	-14.54	-16.97
9.2 Computer services	1,257.13	12,010.00	1,845.98	17,640.00	1,547.89	15,220.00	-31.90	-31.92	-18.78	-21.09
9.2.1 Hardware consultancy services	0.00	0.00	0.00	0.00	6.56	64.46	0.00	0.00	-100.00	-100.00
9.2.2 Software consultancy services	924.76	8,834.71	1,448.27	13,839.54	1,046.34	10,288.48	-36.15	-36.16	-11.62	-14.13
9.2.3 Maintenance & repairs of computer	55.40	529.29	27.21	260.00	88.67	871.83	103.60	103.57	-37.52	-39.29
9.2.4 Export / Import of Computer Software	203.15	1,940.80	343.60	3,283.39	255.07	2,508.03	-40.88	-40.89	-20.36	-22.62
9.2.5 Other Computer services	73.82	705.20	26.90	257.07	151.25	1,487.21	174.42	174.32	-51.19	-52.58
9.3 Information services	113.05	1,080.00	223.94	2,140.00	137.29	1,350.00	-49.52	-49.53	-17.66	-20.00
9.3.1 News agency services	95.44	911.77	127.40	1,217.45	99.59	979.28	-25.09	-25.11	-4.17	-6.89
9.3.2 Other information services	17.61	168.23	96.54	922.55	37.70	370.72	-81.76	-81.76	-53.29	-54.62
10. Other business services	11,830.24	113,020.00	12,554.51	119,970.00	11,494.18	113,020.00	-5.77	-5.79	2.92	0.00
10.1 Research and development services	30.36	290.00	9.42	90.00	20.34	200.00	222.29	222.22	49.26	45.00
10.2 Professional and management consulting services	821.70	7,850.00	570.32	5,450.00	572.57	5,630.00	44.08	44.04	43.51	39.43
10.2.1 Legal, accounting, management consulting, and public relations	263.79	2,520.00	283.59	2,710.00	320.35	3,150.00	-6.98	-7.01	-17.66	-20.00
10.2.1.1 Legal services	78.51	750.00	70.11	670.00	204.42	2,010.00	11.98	11.94	-61.59	-62.69
10.2.1.2 Accounting, auditing, bookkeeping, and tax consulting services	10.47	100.00	79.53	760.00	2.03	20.00	-86.84	-86.84	415.76	400.00
10.2.1.3 Business and management consulting and public relations services	174.81	1,670.00	133.95	1,280.00	113.90	1,120.00	30.50	30.47	53.48	49.11
10.2.2 Advertising, market research, and public opinion polling	557.91	5,330.00	286.73	2,740.00	252.22	2,480.00	94.58	94.53	121.20	114.92
10.3 Technical, trade-related and other business services	10,978.18	104,880.00	11,974.77	114,430.00	10,901.27	107,190.00	-8.32	-8.35	0.71	-2.16
10.3.1 Architectural, engineering, scientific and other technical services	1,120.01	10,700.00	753.46	7,200.00	764.79	7,520.00	48.65	48.61	46.45	42.29
10.3.2 Waste treatment and de-pollution, agricultural and mining services	7,411.95	70,810.00	36.63	350.00	2.03	20.00	20134.64	20131.43	365020.69	353950.00
10.3.3 Operating leasing services	1,429.84	13,660.00	1,364.60	13,040.00	848.18	8,340.00	4.78	4.75	68.58	63.79
10.3.4 Trade-related services	8.05	76.91	418.44	3,998.57	2.38	23.41	-98.08	-98.08	238.24	228.60
10.3.5 Other business services n.i.e.	1,008.33	9,633.09	9,401.64	89,841.43	9,283.89	91,286.60	-89.27	-89.28	-89.14	-89.45
11. Personal, cultural, and recreational services	18.11	173.00	31.39	300.00	89.49	880.00	-42.31	-42.33	-79.76	-80.34
11.1 Audiovisual and related services	13.92	133.00	19.88	190.00	80.34	790.00	-29.98	-30.00	-82.67	-83.16
11.1.1 Audiovisual services	13.74	131.25	19.46	185.99	59.79	587.93	-29.39	-29.43	-77.02	-77.68
11.1.2 Artistic related services	0.18	1.75	0.42	4.01	20.55	202.07	-57.14	-56.36	-99.12	-99.13
11.2 Other personal, cultural, and recreational services	4.19	40.00	11.51	110.00	9.15	90.00	-63.60	-63.64	-54.21	-55.56
12. Government services, n.i.e.	3,015.65	28,810.00	2,916.51	27,870.00	3,463.92	34,060.00	3.40	3.37	-12.94	-15.41
12.1 Embassies and consulates	557.91	5,330.00	605.91	5,790.00	983.44	9,670.00	-7.92	-7.94	-43.27	-44.88
12.2 Military units and agencies	7.33	70.00	16.74	160.00	24.41	240.00	-56.21	-56.25	-69.97	-70.83
12.3 Other	2,450.41	23,410.00	2,293.86	21,920.00	2,456.07	24,150.00	6.82	6.80	-0.23	-3.06

* Provisional ** Revised

Note: 1. The data are presented as per 6(EBOPS0.002010) classification aligned with MSITS0.00 2010 classification

10.25 Import of Services by Sector (Detail) (Cummulative)

Rs. in Millions
Dollars in Thousands

Description	* July - April, 2015 - 2016		** July - April, 2014 - 2015		% Change in July - April, 2015 - 2016 over July - April, 2014 - 2015	
	Rs	\$	Rs	\$	Rs	\$
	Services	<u>642,478.27</u>	<u>6,168,445.00</u>	<u>740,824.01</u>	<u>7,265,902.00</u>	-13.28
1.Manufacturing services on physical inputs owned by others	0.00	0.00	0.00	0.00	0.00	0.00
1.1 Goods for processing in reporting economy	0.00	0.00	0.00	0.00	0.00	0.00
1.2 Goods for processing abroad	0.00	0.00	0.00	0.00	0.00	0.00
2.Maintenance and repair services n.i.e.	8,240.79	79,120.00	6,791.49	66,610.00	21.34	18.78
3. Transport	248,150.46	2,382,497.00	353,728.65	3,469,323.00	-29.85	-31.33
3.1 Sea transport	136,507.40	1,310,610.00	218,905.94	2,147,000.00	-37.64	-38.96
3.1.1 Passenger	0.00	0.00	0.00	0.00	0.00	0.00
3.1.2 Freight	123,115.07	1,182,030.00	205,724.68	2,017,720.00	-40.16	-41.42
3.1.3 Other	13,392.33	128,580.00	13,181.26	129,280.00	1.60	-0.54
3.2 Air transport	108,988.45	1,046,400.00	129,061.72	1,265,820.00	-15.55	-17.33
3.1.1 Passenger	63,236.01	607,130.00	79,275.15	777,520.00	-20.23	-21.91
3.1.2 Freight	18,090.79	173,690.00	23,074.34	226,310.00	-21.60	-23.25
3.1.3 Other	27,661.65	265,580.00	26,712.23	261,990.00	3.55	1.37
3.3 Road transport	1,200.91	11,530.00	3,330.19	32,662.00	-63.94	-64.70
3.3.1 Passenger	0.00	0.00	1,223.51	12,000.00	-100.00	-100.00
3.3.2 Freight	1,124.88	10,800.00	2,026.13	19,872.00	-44.48	-45.65
3.3.3 Other	76.03	730.00	80.55	790.00	-5.61	-7.59
3.4 Rail transport	605.87	5,817.00	1,091.06	10,701.00	-44.47	-45.64
3.4.1 Passenger	605.87	5,817.00	1,091.06	10,701.00	-44.47	-45.64
3.4.2 Freight	0.00	0.00	0.00	0.00	0.00	0.00
3.4.3 Other	0.00	0.00	0.00	0.00	0.00	0.00
3.5 Postal and courier services	847.83	8,140.00	1,339.74	13,140.00	-36.72	-38.05
3.6 Electricity transmission	0.00	0.00	0.00	0.00	0.00	0.00
3.7 Other supporting and auxiliary transport service	0.00	0.00	0.00	0.00	0.00	0.00
4. Travel	133,066.11	1,277,570.00	127,915.70	1,254,580.00	4.03	1.83
4.1 Business	3,343.40	32,100.00	2,739.64	26,870.00	22.04	19.46
4.1.1 Acquisition of goods and services by border, seasonal, and other short-term workers	0.00	0.00	0.00	0.00	0.00	0.00
4.1.2 Other	3,343.40	32,100.00	2,739.64	26,870.00	22.04	19.46
4.2 Personal	129,722.71	1,245,470.00	125,176.06	1,227,710.00	3.63	1.45
4.2.1 Health-related expenditure	363.50	3,490.00	249.80	2,450.00	45.52	42.45
4.2.2 Education-related expenditure	11,997.69	115,190.00	14,321.16	140,460.00	-16.22	-17.99
4.2.3 Other	117,361.52	1,126,790.00	110,605.10	1,084,800.00	6.11	3.87
4.2.3.1 Religious travel	13,690.33	131,441.09	10,383.27	101,837.75	31.85	29.07
4.2.3.2 Other	103,671.19	995,348.91	100,221.83	982,962.25	3.44	1.26
5.Construction services	6,922.18	66,460.00	453.72	4,450.00	1425.65	1393.48
5.1 Construction abroad	0.00	0.00	0.00	0.00	0.00	0.00
5.2 Construction in the compiling economy	6,922.18	66,460.00	453.72	4,450.00	1425.65	1393.48
6. Insurance and Pension services	22,233.37	213,463.00	23,257.76	228,109.00	-4.40	-6.42
6.1 Direct Insurance	4,888.06	46,930.36	8,591.68	84,266.04	-43.11	-44.31
6.1.1 Life insurance	5.25	50.36	7.75	76.04	-32.26	-33.77
6.1.2 Freight insurance	1,051.97	10,100.00	5,601.63	54,940.00	-81.22	-81.62
6.1.3 Other direct insurance	3,830.84	36,780.00	2,982.30	29,250.00	28.45	25.74
6.2 Reinsurance	16,790.69	161,207.69	14,062.01	137,918.34	19.40	16.89
6.3 Auxiliary insurance services	554.62	5,324.95	604.07	5,924.62	-8.19	-10.12
6.4 Pension and standardized guarantee services	0.00	0.00	0.00	0.00	0.00	0.00

Contd.

**10.25 Import of Services by Sector (Detail)
(Cummulative)**

Rs. in Millions
Dollars in Thousands

Description	* July - April, 2015 - 2016		** July - April, 2014 - 2015		% Change in July - April, 2015 - 2016 over July - April, 2014 - 2015	
	Rs	\$	Rs	\$	Rs	\$
	7. Financial services	17,507.52	168,090.00	18,697.23	183,380.00	-6.36
7.1 Explicitly charged and other financial services	17,090.90	164,090.00	17,065.89	167,380.00	0.15	-1.97
7.2 Financial intermediation service charges indirectly measured (FISIM)	416.62	4,000.00	1,631.34	16,000.00	-74.46	-75.00
8. Charges for the use of intellectual services	14,287.03	137,170.00	12,529.74	122,890.00	14.02	11.62
9. Telecommunication, Computer and information services	32,449.70	311,550.00	34,826.14	341,570.00	-6.82	-8.79
9.1 Telecommunications services	16,912.79	162,380.00	19,840.20	194,590.00	-14.75	-16.55
9.1.1 Call centres	15.11	145.10	2.14	20.97	606.07	592.11
9.1.2 Telecommunication services	16,897.68	162,234.90	19,838.06	194,569.04	-14.82	-16.62
9.2 Computer services	13,973.53	134,160.00	13,737.96	134,740.00	1.71	-0.43
9.2.1 Hardware consultancy services	42.68	409.76	37.94	372.11	12.49	10.12
9.2.2 Software consultancy services	10,085.08	96,827.01	10,213.32	100,170.84	-1.26	-3.34
9.2.3 Maintenance & repairs of computer	825.83	7,928.79	735.17	7,210.40	12.33	9.96
9.2.4 Export / Import of Computer Software	1,695.08	16,274.47	1,160.10	11,378.14	46.11	43.03
9.2.5 Other Computer services	1,324.86	12,719.97	1,591.43	15,608.51	-16.75	-18.51
9.3 Information services	1,563.38	15,010.00	1,247.98	12,240.00	25.27	22.63
9.3.1 News agency services	952.83	9,148.10	858.86	8,423.61	10.94	8.60
9.3.2 Other information services	610.55	5,861.90	389.12	3,816.39	56.91	53.60
10. Other business services	122,126.65	1,172,540.00	114,701.12	1,124,973.00	6.47	4.23
10.1 Research and development services	103.11	990.00	111.14	1,090.00	-7.23	-9.17
10.2 Professional and management consulting services	8,057.49	77,360.00	10,071.52	98,780.00	-20.00	-21.68
10.2.1 Legal, accounting, management consulting, and public relations	4,774.50	45,840.00	6,880.20	67,480.00	-30.61	-32.07
10.2.1.1 Legal services	2,112.28	20,280.00	1,726.17	16,930.00	22.37	19.79
10.2.1.2 Accounting, auditing, bookkeeping, and tax consulting services	234.35	2,250.00	184.55	1,810.00	26.98	24.31
10.2.1.3 Business and management consulting and public relations services	2,427.87	23,310.00	4,969.48	48,740.00	-51.14	-52.17
10.2.2 Advertising, market research, and public opinion polling	3,282.99	31,520.00	3,191.32	31,300.00	2.87	0.70
10.3 Technical, trade-related and other business services	113,966.05	1,094,190.00	104,518.46	1,025,103.00	9.04	6.74
10.3.1 Architectural, engineering, scientific and other technical services	10,743.65	103,150.00	10,081.70	98,880.00	6.57	4.32
10.3.2 Waste treatment and de-pollution, agricultural and mining services	7,432.55	71,360.00	1,375.43	13,490.00	440.38	428.98
10.3.3 Operating leasing services	12,655.95	121,510.00	10,035.82	98,430.00	26.11	23.45
10.3.4 Trade-related services	464.78	4,462.32	453.34	4,446.28	2.52	0.36
10.3.5 Other business services n.i.e.	82,669.12	793,707.68	82,572.17	809,856.72	0.12	-1.99
11. Personal, cultural, and recreational services	566.08	5,435.00	769.49	7,547.00	-26.43	-27.98
11.1 Audiovisual and related services	409.85	3,935.00	638.98	6,267.00	-35.86	-37.21
11.1.1 Audiovisual services	407.18	3,909.37	539.67	5,292.97	-24.55	-26.14
11.1.2 Artistic related services	2.67	25.63	99.31	974.03	-97.31	-97.37
11.2 Other personal, cultural, and recreational services	156.23	1,500.00	130.51	1,280.00	19.71	17.19
12. Government services, n.i.e.	36,928.38	354,550.00	47,152.97	462,470.00	-21.68	-23.34
12.1 Embassies and consulates	7,410.67	71,150.00	15,359.10	150,640.00	-51.75	-52.77
12.2 Military units and agencies	132.28	1,270.00	182.51	1,790.00	-27.52	-29.05
12.3 Other	29,385.43	282,130.00	31,611.36	310,040.00	-7.04	-9.00

* Provisional ** Revised

Note: 1. The data are presented as per 6(EBOPS0.002010) classification aligned with MSITS0.00 2010 classification

REGIONAL AND FIELD OFFICES OF PAKISTAN BUREAU OF STATISTICS

PUNJAB

Chief Statistical Officer,
Regional Office,
Pakistan Bureau of Statistics,
Gul Plaza, (1st & 2nd Floor),
I.J. Principal Road,
Near Pindora Chungi,
Rawalpindi
Phone: 051- 4411528)
Fax 051 - 4410474

Statistical Officer (I/C),
Regional Office,
Pakistan Bureau of Statistics,
USAID Building,
Gurumangat Road,
Gulberg-III,
Lahore.
Phone & Fax:042-99263266
Email:lhrfbs@lhr.comsats.net.pk

Statistical Officer (I/C),
Regional Office,
Pakistan Bureau of Statistics,
House # 20, Block-T,
New Multan Colony, Rahim Chowk,
Masoom Shah Road,
Multan.
Phone & Fax:061-9220177
E-mail:muxfbs@brain.net.pk

Chief Statistical Officer,
Regional Office,
Pakistan Bureau of Statistics,
51-A, Satellite Town,
Gujranwala.
Phone & Fax: 055-9200418

Chief Statistical Officer,
Regional Office,
Pakistan Bureau of Statistics,
House # 04, Rehman Town,
Satyana Road,
Faisalabad.
Phone & Fax: 041-9220049
E-mail:fsdfbs@fsd.comsats.net.pk

Chief Statistical Officer,
Regional Office,
Pakistan Bureau of Statistics,
House # 5, Aziz Park
Session Road
Sargodha
Phone:048-9230411

Chief Statistical Officer,
Regional Office,
Pakistan Bureau of Statistics,
9-A (Ground Floor), Block-X
Rafi Qamar Road, Satellite Town,
Bahawalpur.
Phone & Fax: 062-9250026

Statistical Officer(I/C),
Field Office,
Pakistan Bureau of Statistics,
Capital Road,
Near Masjid Abdur Rashid
Jinnah Town,
Sialkot.
Phone & Fax: 052 - 4262644
E-mail:sktfbs@skt.comsats.net.pk

Statistical Officer(I/C),
Field Office,
Pakistan Bureau of Statistics,
Building # 09-D-3(X)
Amar Colony,
Jhang Saddar.
Phone & Fax: 047-9200194

Statistical Officer(I/C),
Field Office.
Pakistan Bureau of Statistics,
House at Khasra #51/11/1/3/2
(G.F), Chak#9/W.B.(Behind
Cooperative Workshop),
Burawala Road,
Vehari.
Phone & Fax: 067-3364219

Statistical Officer (I/C),
Field Office,
Pakistan Bureau of Statistics,
House # 213/ D,
Mohallah Mir Abdullah Khan Rokri,
Mianwali.
Phone: 045-9231626
Fax: 045-9233700

Statistical Officer (I/C),
Field Office,
Pakistan Bureau of Statistics
House # H 224-c, Ground Floor
Street # 4, Khyaban-e-Sarwar,
Dera Ghazi Khan.
Phone: 064-2401850

Statistical Officer(I/C),
Field Office,
Pakistan Bureau of Statistics,
House # 7, (G.F.), Street #1,
Azam Town, Mud Darbari,
Rahim Yar Khan.
Phone & Fax: 068-5871754

Statistical Officer (I/C),
Field Office,
Pakistan Bureau of Statistics,
House # 43 B-7, Gulistan Colony,
Near Govt. Girls College
Sahiwal.
Phone: 040-9200242

Statistical Officer(I/C),
Field Office,
Pakistan Bureau of Statistics,
Building # 192, Khan Baba Road,
Bahawalnagar.
Phone & Fax: 063-9240049

SINDH:

Chief Statistical Officer,
Regional Office,
Pakistan Bureau of Statistics,
1-B, S.M.C.H. Society
Karachi.
Phone & Fax: 021- 34557933
Email:khifbs@khi.comsats.net.pk

Chief Statistical Officer,
Regional Office,
Pakistan Bureau of Statistics,
Bungalow # A-46, G.O.R. Colony,
Unit # 1, Latifabad,
Hyderabad.
Fax & Phone: 022-9200641

Chief Statistical Officer,
Regional Office,
Pakistan Bureau of Statistics,
Bungalow # 10-A,
Professor Housing Society,
Shikarpur Road,
Sukkur.
Phone & Fax: 071-5807132

Chief Statistical Officer,
Regional Office,
Pakistan Bureau of Statistics,
Building # 45/17, Ward "C",
Near Shah Latif Market,
Lohari Mohallah,
Larkana.
(Phone: 074-9410010)
Fax:074-4054438

Statistical Officer(I/C),
Field Office,
Pakistan Bureau of Statistics,
House # 180,
Um-e-Hain, Near satari
Cotton Factory, Ring Road
Mirpur Khas.
Phone & Fax: -0233-923096

Statistical Officer(I/C),
Field Office,
Pakistan Bureau of Statistics,
House # 68, Mubariak Colony,
Jam sahib Road,
Nawabshah.
Phone & Fax: 0244-9370311

Statistical Officer(I/C),
Field Office,
Pakistan Bureau of Statistics,
House # 199 Marakhpur,
Opp. DHO Office,
Sehwan Road, Dadu Town,
Dadu.
Phone & Fax: 025-9200345

Statistical Officer(I/C),
Field Office,
Pakistan Bureau of Statistics,
House # 292-I, 1st Family line,
Shah Abdul Latif Road,
Near Rifil Naka,
Jacobabad.
Phone : 0722-653403

KHYBER PAKHTOON KHWA

Chief Statistical Officer,
Regional Office,
Pakistan Bureau of Statistics,
State Life Insurance Building,
2nd Floor, 34-The Mall,
Peshawar Cantt.
Phone: 091-9213097
Fax – 091-9213098
E-mail:pshfbs@pes.comsats.net.pk

Chief Statistical Officer,
Regional Office,
Pakistan Bureau of Statistics,
Building #558-D,
Mohallah Ghazni Khel,
Bannu.
Phone & Fax: 0928-9270191

Statistical Officer (I/C),
Regional Office,
Pakistan Bureau of Statistics,
Shams-ur-Rehman Building,
Near Nadra Office, Rahimabad,
G.T. Road,
Mingora/Swat.
Phone: 0946-9240283

Chief Statistical Officer,
Regional Office,
Pakistan Bureau of Statistics,
Bungalow # 896, Mansehra Road,
Post office Jhangi,
Abbottabad.
Phone & Fax: 0992-9310231

Chief Statistical Officer,
Regional Office,
Pakistan Bureau of Statistics,
House # A-3,
Shah Jhan Sheed Town,
Near Coach Adda of Bannu
Dera Ismail Khan.
Phone:0966-9280279

BALOCHISTAN:

Chief Statistical Officer,
Regional Office,
Pakistan Bureau of Statistics,
Chandio House No.2,
Arbab Karam Khan Road,
Near Elementary College,
Quetta.
Phone: 081-9239804
Fax:081-2471126

Statistical Officer(I/C),
Field Office,
Pakistan Bureau of Statistics,
Dak Khana Road, Near Civil Hospital,
Singani Sar,
Turbat.
Phone: 0852-412267
Fax:0852-413383

Statistical Officer (I/C),
Field Office,
Pakistan Bureau of Statistics,
Haroon Market,
Opp:Girls High School,
Hospital Road,
Khuzdar.
Phone & Fax: 0848-412760

Statistical Officer (I/C),
Field Office,
Pakistan Bureau of Statistics,
Building # 2-II/E,
Hazara Mohallah,
Loralai.
Phone & Fax: 0824-660560

NORTHERN AREAS:

Statistical Officer (I/C),
Field Office,
Pakistan Bureau of Statistics,
Madina Supper Market,
Near Taj Hotel,
Gilgit.
Phone & Fax: 05811-920762

AZAD KASHMIR:

Chief Statistical officer,
Regional Office,
Pakistan Bureau of Statistics,
Street # 13, D-38,
Upper Chattar Housing Scheme
Muzaffarabad.
Phone & Fax: 05822-921113

SYMBOLS, ABBREVIATIONS AND CONVERSION

<p>E Estimated</p> <p>P/* Provisional, Preliminary</p> <p>R/r Revised</p> <p>- Nil</p> <p>.. Negligible</p> <p>... Not available</p> <p>% Percentage</p> <p>Admn Administration</p> <p>ALOOCHA A kind of fruit</p> <p>ARVI A type of root vegetable</p> <p>AV. Average</p> <p>BABUL A kind of fire wood</p> <p>BBLS. Barrels</p> <p>BIRYANI A dish of rice prepared</p> <p>BOT. Bottle</p> <p>CAP. Capsule</p> <p>CFT. Cubic feet</p> <p>CH. Charge</p> <p>CHAPATI A kind of bread</p> <p>CIG. Cigarette</p> <p>Comm. Communication</p> <p>CRT. Carton / Crate</p> <p>CUM./CM. Cubic meter</p> <p>DESI. Indigenous</p> <p>Distt. Distribution</p> <p>DOZ Dozen</p> <p>ENG. English</p> <p>EX. Exercise</p> <p>GLS. Glass</p> <p>GM. Gram</p> <p>H.OP. Hand operated</p> <p>HP. Horse power</p> <p>INJ. Injection</p> <p>KHADDI Hand-loom</p> <p>KIKAR A kind of fire wood</p> <p>KG. Kilogram</p> <p>KM. Kilometer</p> <p>KORMA A variety of meat curry</p> <p>KWH. Kilowatt / hour</p> <p>LB. Pound</p>	<p>LTR. Litre</p> <p>LUNGI A kind of cloth</p> <p>MALTA & MOSAMBI A variety of Orange</p> <p>MED. Medium</p> <p>MG. Milligram</p> <p>MMCFT. Million cubic feet</p> <p>MN. Million</p> <p>M/o. Ministry of</p> <p>MTR. Meter</p> <p>MT. Metric Ton</p> <p>ML. Milliliter</p> <p>NES. Not else where specified</p> <p>NO. Number</p> <p>NR. Not reported</p> <p>N.S. Not specified</p> <p>PKT. Packet</p> <p>PC. Piece</p> <p>QLTY. Quality</p> <p>QTY. Quantity</p> <p>RASGULLA A form of sweetmeat</p> <p>R.P.M. Revolution per minute</p> <p>RS. Rupees</p> <p>SAMOS A form of patty</p> <p>SHAL. Shalwar</p> <p>SHEESHAM A variety of sup. Qty. Wood.</p> <p>Sq. Square</p> <p>SQM. Square meter</p> <p>SUP. Superior</p> <p>STND. Standard</p> <p>SQFT. Square feet</p> <p>SYN. Synthetic</p> <p>THNO. Thousand number</p> <p>TAB. Table</p> <p>TANDOORI Oven-Baked</p> <p>TKT. Ticket</p> <p>TL. Tube light</p> <p>TOTA. Broken rice</p> <p>UNI. Uniform</p> <p>Urd. Urdu</p> <p>VEG. Vegetable</p> <p>W. Watt</p>	<p>One Metric Ton 2004 Lbs. 1000 Kgs</p> <p>One Ton 1.0160 M.Tons (2240 Lbs.) 27.22 Maunds 1016.04 Kgs. 1.0610 M. Tons 20 Hundred weight</p> <p>One Pound 0.4536 Kg. 16 Oz. 0.4861 Seer 28.35 Gms.</p> <p>One Kilogram 2.2046 Lbs. 0.0197 Hundred weight 0.0268 Maund 1.0717 Seers</p> <p>One Hundred weight (112 Lbs.) 50.8932 Kgs. 1.3610 Maunds</p> <p>One Gram 0.0857 Tola</p> <p>One Tonne 0.9842 Long Ton 1.1023 Short Ton</p> <p>One Bale (Cotton) 170.0971 Kilograms (375 Lbs.) 4.5571 Maunds</p>
LIQUID		
<p>One Imperial (Gallon) 4.5435 Ltrs.</p> <p>One Litre 0.2199 Imperial Gallon</p>		
LENGTH		
<p>One Mile 1.6093 Kms. 1760 Yards</p> <p>One Yard 0.9144 Meter</p> <p>One Foot 0.3048 Meter</p> <p>One Kilometer 0.6214 mile</p> <p>One Meter 1.0936 Yards</p> <p>One Square Mile 2.5899 Sq. Kilometer 640 Acres 258.9984 Hectares</p> <p>One Acre .4074 Hectare 4840 Sq. Yards.</p> <p>One Square Kilometer 0.3861 Sq. Mile 100 Hectares</p> <p>One Hectare 2.4711 Acres</p> <p>One Square Yards 0.8361 Sq. meter.</p> <p>One Cubic Meter 35.3147 Cubic feet</p>		

SELECTED PUBLICATIONS OF PAKISTAN BUREAU OF STATISTICS

01. **Monthly Bulletin of Statistics**
 02. **Review of Foreign Trade**
 03. **Pakistan Statistical Pocket Book**
 04. **Pakistan Statistical Yearbook**
 05. **Foreign Trade Statistics of Pakistan Imports (two volumes)**
 06. **Foreign Trade Statistics of Pakistan Exports (one volume)**
 07. **Labour Force Survey**
 08. **Brochure of National Accounts**
 09. **Pakistan Demographic Survey**
 10. **Census of Manufacturing Industries**
 11. **Survey of Small Household Manufacturing Industries**
 12. **Rent Survey of Dwellings**
 13. **Socio Economic Indicators at District Level
(Punjab, Sindh, Khyber Pakhtoon Khwa & Balochistan)**
 14. **Census of Private Educational Institutions in Pakistan**
 15. **Census of Software Industry and related services of Pakistan**
 16. **Supply & Use Table of Pakistan**
 17. **Mechanized Road Transport Survey**
 18. **Survey of Private Recreational, Cultural & Entertainment Services**
 19. **Survey of Private Laundry, Dry Cleaning & Dyeing Services**
 20. **Survey of Private Medical, Dental & Other Health Services**
 21. **Survey of Private Educational Services**
 22. **Pakistan, 2000 – An Official Hand Book on Statistics**
 23. **50 Years of Pakistan in Statistics (Four Volumes)**
 24. **Pakistan Social & Living Standard Measurement Survey National/Provincial**
 25. **Household Integrated Economic Survey (HIES) National/Provincial**
-

**SALE CENTERS WHERE PAKISTAN BUREAU OF STATISTICS
PUBLICATIONS ARE AVAILABLE**

ISLAMABAD

6 – Mauve Area, G-8/4.
Taleemi Chowk
Phone # 051 - 926 11 25
051 - 226 13 72

RAWALPINDI

NBF Book Shop
178-B, Sarwar Road,
Rawalpindi Cantt.
Phone # 051 – 927 25 30

WAH CANTT

NBF Book Shop
Central Library Premises
Phone # 051- 931 40 04

LAHORE

NBF Book Shop
56/57 Shadman Colony,
Shadman Market,
Phone # 042 – 755 01 61 &
753 03 29
Fax # 042 – 758 77 35

FAISALABAD

NBF Book Shop
Shop No.10,
Hashmi Hall Shopping Centre,
University of Agriculture,
Phone # 041 – 264 81 79

MULTAN

NBF Book Shop
Plot # 4-5-6, M.D.A. Road,
Near Multan Art Council
Phone # 061 – 920 12 81

BAHAWALPUR

NBF Book Shop
Quaid-e-Azam Medical College,
Near Library.
Cell # 0301 – 724 76 13

PESHAWAR

NBF Book Shop
Phase-V, Sector B-2,
Plot No.36-37,
Hayatabad.
Phone # 091 – 589 27 44
921 72 73
Fax # 091 921 72 73

NBF Book Shop

48/D, F-6, Jamrud Road,
University Town,
Phone # 091 – 921 69 03
Fax # 091 – 921 69 04

BANNU

Old Municipal Library Premises,
Near to Qazi Muhib Stadium,
Cell # 0346 – 915 50 18

KOHAT

3rd Block, 1st Floor,
Distt. Govt. Complex

D.I. KHAN

NBF Book Shop
C/o. Executive Distt. Officer,
Literacy, Sports and Education,
Phone # 0961 – 928 01 29

ABBOTABAD

Public Library
1st Floor, Jalal Baba Auditorium,
Phone # 0992 – 931 02 91

KARACHI

National Book Foundation
(Regional Office)
Liaquat Memorial Library Premises,
Ground Floor, Stadium Road,
Phone # 021– 923 18 06 & 923 10 88
Fax # 923 10 89

HYDERABAD

NBF Book Shop
GOR Colony,
C-22, Latifabad No.1,
Phone # 022 – 931 08 92

JAMSHORO

Shop No.14, Liaquat University of
Medical & Health Science

NAWABSHAH

M.H. Khawaja DC High School,
Opp. NMC Hospital Road
Cell # 0301 – 389 58 46

SUKKUR

Public Library
Old Sukkur,
Phone # 071 – 562 51 03

LARKANA

NBF Book Shop
Chandka Medical College
Main Gate
Phone # 0741-941 02 29

JACOBABAD

Red Crescent Building,
Near T.B. Hospital
Phone # 0722 – 65 08 17

QUETTA

NBF Book Shop
3-7/5, Faiz Muhammad Road,
Phone # 081 - 920 15 70
Fax # 081 - 920 18 69

**PUBLISHED ON BEHALF OF NATIONAL BOOK FOUNDATION
PRINTED AT REPRODUCTION & PRINTING UNIT, PBS, KARACHI**