




MONTHLY BULLETIN OF STATISTICS




October

2015

**Government of Pakistan
Statistics Division
Pakistan Bureau of Statistics**



MONTHLY BULLETIN OF STATISTICS



October

2015

**Government of Pakistan
Statistics Division
Pakistan Bureau of Statistics**

Price Rs. 600.00

P R E F A C E

The Bulletin of Statistics, Monthly Publication of the Pakistan Bureau of Statistics provide important statistics in respect of social, economic and financial sectors of the economy at aggregate as well as sectoral levels. The Bulletin contains data relating to Population, National Accounts, Agriculture, Manufacturing, Prices, Balance of Payments, Public Finance, Education, Energy & Mining, Foreign Economic Assistance, Foreign Trade, Health, Insurance, Labour, Transport & Communication, Social & Culture ect. It also provides different types of indices on agriculture, manufacturing, prices, trade and labour productivity. Charts and graphs have also been provided to selected tables to make the data readily intelligible.

2. The Bulletin contains data on monthly and in some instances on annual basis. The annual data series are on fiscal year basis i.e. from July to June unless otherwise specified. Monthly data series of trade and industry are published with a time lag of 45 days required for data collection, compilation, cleaning, processing, tabulating and printing. Figures may not add up to the totals owing to rounding. Statistics that are compiled in the Pakistan Bureau of Statistics are presented without citation whereas those compiled by other agencies carry a source note below the tables.

3. Efforts have been made to produce this Bulletin as a comprehensive, informative and useful document for decision makers, researchers, planners, economists and other groups of beneficiaries. It is hoped that the users will find this Bulletin useful.

4. Suggestions for further improvement will be highly appreciated and welcomed.

ASIF BAJWA
Chief Statistician

Shahid Hussain Asad

Secretary

Government of Pakistan
Ministry of Finance, Economic Affairs, Revenue,
Statistics & Privatization,
Statistics Division

Statistics House
21-Mauve Area,
G-9/1, Islamabad.

Tel : 051-9106500
Fax: 051-9106502
E-mail: secretary@pbs.gov.pk

Asif Bajwa

Chief Statistician
Government of Pakistan
Pakistan Bureau of Statistics

Statistics House
21-Mauve Area,
G-9/1, Islamabad.

Tel : 051-9106514 - 051-9106515
Fax: 051-9106561
E-mail: pbs@pbs.gov.pk

**PAKISTAN BUREAU OF STATISTICS
STATISTICS HOUSE, 21-MAUVE AREA
G-9/1 - ISLAMABAD
Website: www.pbs.gov.pk**

		<u>Office</u>	<u>Residence</u>
Mr. Munir Ahmed Aslam	Deputy Director General	051-9106555 Fax:051-9106556	051-4447403 051-2275892
Dr. Bahrawar Jan	Deputy Director General	051-9106550 Fax:051-9106577	051-9101294
Mr. Ayazuddin	Deputy Director General	051-9106552	051-9242232
Mr. Ismail Khan	Deputy Director General	051-9106558 Fax:051-9106556	051-9101162
Mr. Muhammad Akram Assi	Deputy Director General	051-9106573	051-2101198
Mr. Ghulam Muhammad	Director	051-9106559	051-4448702
Mr. Fazil Mehmood Baig	Director	051-9106575	0333-5159850
Mr. Shuakat Ali Khan	Director	051-9106557	--
Mr. Attiq-ur-Rehman	Director	051-9106553	0346-9579700
Mr. Munwar Ali Ghanghro	Director	051-9106554	0333-7145366
Mrs. Rabia Awan	Director	051-9106581	051-4444696
Syed Hasan Sabeeh	Director(Admn)	051-9106551	--

TRAINING WING

Mr. Innocent Dilbar Feroz	Director	051-9205390 Fax:051-9205390	--
---------------------------	----------	--------------------------------	----

**PAKISTAN BUREAU OF STATISTICS
1-B, SINDHI MUSLIM COOPERATIVE HOUSING SOCIETY
KARACHI – 74400
E-mail: khifbs@khi.comsats.net.pk**

Mr. Abdul Aleem Memon	Provincial Census Commissioner	Ph: 021-99225201 Fax:021-99225202	0300-2742061
Mr. Farooq Ahmed	Joint Census Commissioner	Ph:021-99225203 Fax:021-99225223	--
Mr. Muhammad Ali Shaikh	Director	021-99225205	--
Mrs. Farhat Moosa	Director	021-99225209	021-34984687
Mr.Abrar Hussain	Director	021-99225217	

**PAKISTAN BUREAU OF STATISTICS
USAID BUILDING GURU MANGAT ROAD
GULBERG-III, LAHORE
E-mail: lhrfbs@lhr.comsats.net.pk**

Mr. Rana Iqbal	Director	042-99263267 Fax:042-99263267	--
----------------	----------	----------------------------------	----

(Regional Office) LAHORE

Mr. Muhammad Shahid	Chief Statistical Officer	042-99263266 Fax:042-99263266	0345-4169987
---------------------	---------------------------	----------------------------------	--------------

(Regional Office) KARACHI

Mr. Inayatullah Baloch	Chief Statistical Officer	021-99225214 Fax:021-99225214	--
------------------------	---------------------------	----------------------------------	----

(Regional Office) PESHAWAR

Mr. Sher Rahman	Chief Statistical Officer	091-9213097 Fax:091-9213098	0333-9365032
-----------------	---------------------------	--------------------------------	--------------

(Regional Office) QUETTA

Mr. Ghulam Rasool	Chief Statistical Officer	081-9239804 Fax:081-9239804	--
-------------------	---------------------------	--------------------------------	----

(Presentation, Reproduction & Printing) KARACHI

Mr. Shakeel Qadeer	Chief System Analyst	021-99225220	021-35836029
Mr. Naushad Ahmed Malik	Statistical Officer	021-99225215	--

CONTENTS

**	KEY INDICATORS	III
1.	BALANCE OF PAYMENT	
1.1	Country wise Workers Remittances	01
1.2	Month wise Workers Remittances	04
1.3	Exchange Rates Pak. Rupees in Terms of one Unit of Foreign Currency	05
2.	CLIMATE	
2.1	Temperature at Selected Stations	07
2.2	Rainfall at Selected Stations	09
3.	ENERGY & MINING	
3.1	Production of Crude Oil	11
3.2	Production of Natural Gas	14
3.3	Company Wise Production of Crude Oil and Natural Gas	18
3.4	Province Wise Production of Crude Oil and Natural Gas	18
3.5	Production of Crude Oil, Natural Gas and Electricity	19
3.6	Mineral Production	20
4.	HEALTH	
4.1(a)	Monthly Immunization Coverage Number of Doses Administered (0-11 month) Children	23
4.1(b)	Monthly Immunization Coverage Number of Doses Administered (12-23 months) Children	25
4.1(c)	Monthly Immunization Coverage Number of T.T Doses Administered to Women	26
4.2	Monthly Report of HIV Treatment Centre	27
4.3(a)	Registered Veterinary Medical Practitioner with PVMC	28
4.3(b)	Registered Animal Husbandry Graduate with PVMC	29
4.4	Tuberculosis Report (FTI)	30
5.	MANUFACTURING	
5.1	Quantum Index Numbers of Large-scale Manufacturing Industries	31
5.2	Production of Manufacturing Items	33
6.	MONEY & CREDIT	
6.1	Reserve Money	47
7.	PRICE	
7.1	Price Indices (General) with Percentage Change	51
7.2	Combined Sensitive Price Indicator (SPI) by Quantile	52
7.3	Combined Consumer Price Index Numbers by Commodity Groups	53
7.4	Consumer Price Index Numbers by Major Groups and Selected Commodities	54
7.5	Combined Consumer Price Index Numbers by Quantile and Major Commodity Groups	56
7.6	Combined Consumer Price Index Numbers by Quantile, Major Commodity Group for Selected Cities	57
7.7	Combined Consumer Price Index Numbers by Income Group/City and Commodity Group for all Centres Covered in CPI	60
7.8	Index Numbers of Wholesale Prices by Commodity Groups	61
7.9	Index Numbers of Wholesale Prices by Commodities	62
7.10	Intercity Wholesale Prices of Selected Commodities	72
7.11	Intercity Consumer Prices	115

8.	PUBLIC FINANCE	
8.1	Customs Revenue Receipts	173
9.	SOCIAL	
9.1	Data on Traffic Accidents	177
9.2	Data on Telecommunication	180
9.3	Visitors at Archaeological Museums in Pakistan	181
9.4	Visitors at Heritage Sites in Pakistan	182
10.	TRADE	
10.1	Value of Foreign Trade	183
10.2	Exports by Commodity/Group	184
10.3	Imports by Commodity/Group	186
10.4	Exports of Selected Commodities in Dollars	187
10.5	Exports of Selected Commodities in Rupees	189
10.6	Imports of Selected Commodities in Dollars	191
10.7	Imports of Selected Commodities in Rupees	193
10.8	Exports by Economic Categories (Summary)	195
10.9	Exports by Economic Categories (Details)	196
10.10	Imports by Economic Categories (Summary)	197
10.11	Imports by Economic Categories (Details)	198
10.12	Exports by Areas and Countries/Territories	273
10.13	Re-exports by Areas and Countries/Territories	277
10.14	Imports by Areas and Countries/Territories	279
10.15	Re-imports by Areas and Countries/Territories	283
10.16	Annual and Quarterly Terms of Trade and Unit Value Indices of Exports and Imports (1990-91=100)	285
10.17	Index Numbers of Unit Value of Exports by Groups (1990-91=100)	286
10.18	Index numbers of unit value of imports by groups (1990-91=100)	287
0.19	Index Numbers of Quantum of Exports by Groups (1990-91=100)	288
10.20	Index Numbers of Quantum of Imports by Groups (1990-91=100)	289
10.21	Trade in Services (Summary)	290
10.22	Export of Services by Sector (Detail) Monthly	291
10.23	Export of Services by Sector (Detail) (Cumulative)	293
10.24	Import of Services by Sector (Detail) Monthly	295
10.25	Import of Services by Sector (Detail) (Cumulative)	297

Regional and Field Offices of Pakistan Bureau of Statistics

Symbols, Abbreviations and Conversions

Selected Publications of Pakistan Bureau of Statistics

Sale Centres where PBS Publications are available

KEY INDICATORS

YEARLY

ECONOMIC INDICATORS

(2014- 2015)

1	Inflation	4.53%
2	Balance of Trade	(-) \$ 22.159 billion
3	Value of Exports	\$ 23.667 billion
4	Value of Imports	\$ 45.826 billion
5	Total Workers Remittances	Rs.18454.04 million
6	Reserve Money	Rs.3143436(P) million
7	Currency in Circulation	Rs.2554749(P) million
8	Consumer Price Index (CPI with Base 2007-2008)	198.16%
9	Agricultural Sector Growth	2.88%
10	Industrial Sector Growth	3.62%
11	Services Sector Growth	4.95%
12	GDP Growth Rate at Constant Basic Prices (Real)	4.24%
13	GNI Growth Rate at Constant Prices	5.99%
14	Per Capita Income	\$ 1512
15	Large Scale Manufacturing Sector (LSMI) Growth	2.38%
16	Quantum Index Number (LSMI with Base 2005-2006) (2013-14)	121.60
17	Imports Duty	Rs.283865.95 million
18	Exports Duty	Rs.495.05 million
19	Foreign Exchange Reserves	\$ 14837 million
20	* Overall Balance of Payment Surplus/Deficit	\$ -2636 million

SOCIAL INDICATORS

1	** Population (2015)	191.71 million
	Male	99.06 million
	Female	92.65 million
2	Natural Growth Rate (PDS- 2007)	1.88%
3	** Population Growth Rate (2015)	1.92%
4	Dependency Ratio (PDS-2007)	81.5
5	*** Mean Size of Household (2012-13)	6.3

* BOP as per BPM6 in million USD.

** Economic Survey

*** PSLM Survey

IV

MONTHLY ECONOMIC INDICATORS

August, 2015

1	Value of Exports	\$ 1829.486 million
2	Value of Imports	\$ 3802.045 million
3	Balance of Trade	(-)\$ 1972.559 million

September, 2015

1	Growth in Quantum Index Manufacturing (LSMI)	3.88%
2	Quantum Index of Manufacturing (LSMI with Base 2005-2006)	120.64
3	Consumer Price Index (CPI with Base 2007-08)	202.04
4	Wholesale Price Index (WPI with Base 2007-08)	207.60
5	Sensitive Price Indicator (SPI with Base 2007-08)	206.58
6	Growth Rate	
	A. CPI	-0.10%
	B. WPI	-0.46%
	C. SPI	0.46%
7	Exports Duty	Rs.47.29 million
8	Imports Duty	Rs.29083.68 million
9	Reserve Money	Rs.3484130 million
10	Currency in Circulation	Rs.2970420 million
11	Exchange Rate of Pak Rupees in terms of one unit US Dollar	1 \$ =Rs.104.2068
12	Country Wise Workers Remittances(including Hajj & War Compensation)	\$1775.87 million

Source: i) Pakistan Bureau of Statistics.
ii) State Bank of Pakistan.
iii) Economic Survey of Pakistan.

1. BALANCE OF PAYMENT

1.1 Country Wise Workers Remittances (Including Hajj and War Compensation)

(Provisional)
(Million US Dollars)

Item	Sep, 2014	Oct, 2014	Nov, 2014	Dec, 2014
I. Cash	1716.59	1383.13	1320.62	1583.23
1 USA	235.99	213.39	178.75	222.45
2 UK	218.38	185.55	156.66	188.34
3 Saudi Arabia	495.63	374.65	429.09	499.08
4 UAE	394.10	318.59	271.17	352.37
Dubai	210.42	174.40	141.57	176.55
Abu Dhabi	175.10	138.42	125.08	169.90
Sharjah	8.47	5.68	4.46	5.84
Other	0.11	0.09	0.06	0.08
5 Other GCC Countries	213.11	153.09	150.51	189.22
Bahrain	34.87	28.61	25.71	32.48
Kwait	76.88	54.58	55.56	67.68
Qatar	37.08	23.23	21.99	28.93
Oman	64.28	46.67	47.25	60.13
6 EU Countries	34.05	30.28	24.29	30.34
Germany	7.53	6.70	6.09	8.02
France	2.71	2.86	1.84	2.00
Netherland	0.31	0.27	0.21	0.25
Spain	3.90	3.23	2.90	3.27
Italy	3.02	2.51	2.06	2.40
Greece	1.51	1.25	1.22	1.24
Sweden	1.20	1.10	0.82	0.94
Denmark	1.65	0.84	0.61	0.86
Ireland	11.83	11.03	8.26	11.02
Belgium	0.39	0.49	0.28	0.34
7 Norway	3.18	2.49	1.96	2.16
8 Switzerland	2.63	4.11	1.85	2.69
9 Australia	15.86	14.32	11.71	15.68
10 Canada	24.38	14.94	12.58	12.93
11 Japan	0.83	0.63	0.47	0.60
12 Other Countries	78.45	71.09	81.58	67.37
II. Encashment and Profit in Pak. Rs. Of Foreign Exchange Bearer Certificates(FEBCs) and Foreign Currency Bearer Certificate(FCBCs)	0.00	0.00	0.00	0.00
TOTAL (I + II)	1716.59	1383.13	1320.62	1583.23

Contd.

**1.1 Country Wise Workers Remittances
(Including Hajj and War Compensation)**

(Provisional)
(Million US Dollars)

Item	Jan, 2015	Feb, 2015	Mar, 2015	Apr, 2015
I. Cash	1377.14	1391.69	1576.97	1640.58
1 USA	186.15	179.03	199.24	233.85
2 UK	169.44	167.42	164.28	174.47
3 Saudi Arabia	452.81	453.40	489.70	519.68
4 UAE	246.79	316.51	411.24	395.69
Dubai	161.89	189.15	228.04	245.95
Abu Dhabi	78.86	121.38	177.03	144.44
Sharjah	5.84	5.90	6.09	5.16
Other	0.20	0.08	0.08	0.14
5 Other GCC Countries	160.44	166.26	196.07	190.59
Bahrain	29.27	29.18	36.59	35.98
Kwait	56.80	56.20	62.17	63.76
Qatar	22.22	29.62	36.05	32.68
Oman	52.15	51.26	61.26	58.17
6 EU Countries	65.45	23.99	25.96	26.87
Germany	5.29	6.07	4.92	6.03
France	1.02	1.42	1.60	1.74
Netherland	0.22	0.24	0.27	0.42
Spain	3.18	2.43	2.79	3.08
Italy	2.37	1.99	2.18	2.30
Greece	1.07	0.85	0.82	0.95
Sweden	0.99	0.62	0.77	0.98
Denmark	40.50	0.50	1.16	0.65
Ireland	10.39	9.62	11.07	10.40
Belgium	0.42	0.25	0.38	0.32
7 Norway	1.85	1.78	1.66	2.02
8 Switzerland	3.66	2.27	1.91	1.86
9 Australia	14.11	12.79	13.31	14.72
10 Canada	10.25	8.65	10.49	10.98
11 Japan	0.41	0.57	0.71	0.75
12 Other Countries	65.78	59.02	62.40	69.10
II. Encashment and Profit in Pak. Rs. Of Foreign Exchange Bearer Certificates(FEBCs) and Foreign Currency Bearer Certificate(FCBCs)	0.00	0.00	0.00	0.00
TOTAL (I + II)	1377.14	1391.69	1576.97	1640.58

Contd.

1.1 Country Wise Workers Remittances (Including Hajj and War Compensation)

(Provisional)
(Million US Dollars)

Item	May, 2015	Jun, 2015	Jul, 2015	Aug, 2015	Sept, 2015
I. Cash	1663.10	1821.28	1663.61	1527.06	1775.87
1 USA	221.10	258.94	255.32	199.57	260.97
2 UK	194.15	247.96	232.33	206.29	233.27
3 Saudi Arabia	528.34	536.68	474.42	483.29	483.21
4 UAE	399.35	423.24	367.51	319.15	428.13
Dubai	255.80	293.57	255.28	223.20	284.75
Abu Dhabi	137.68	122.99	106.44	88.87	136.97
Sharjah	5.62	6.49	5.68	6.90	6.30
Other	0.25	0.19	0.11	0.18	0.11
5 Other GCC Countries	190.66	209.66	197.86	193.75	201.34
Bahrain	37.89	42.78	40.06	38.90	43.31
Kwait	61.21	69.56	62.89	62.73	51.45
Qatar	31.77	32.74	28.98	29.62	32.15
Oman	59.79	64.58	65.93	62.50	74.43
6 EU Countries	28.50	34.27	32.50	27.75	33.30
Germany	5.55	7.82	6.43	5.65	6.55
France	1.87	2.14	2.23	1.97	2.31
Netherland	0.33	0.48	0.33	0.36	0.30
Spain	3.60	4.47	4.26	4.45	4.45
Italy	2.34	2.73	3.24	2.82	3.14
Greece	1.05	1.06	0.07	0.04	0.21
Sweden	0.78	0.96	1.06	0.85	1.16
Denmark	1.62	0.76	0.67	0.64	0.67
Ireland	11.03	13.27	13.69	10.33	14.01
Belgium	0.33	0.58	0.52	0.64	0.50
7 Norway	2.02	2.58	2.41	1.73	2.29
8 Switzerland	2.04	2.24	1.91	1.53	1.86
9 Australia	14.56	14.46	14.77	13.37	15.93
10 Canada	11.65	15.01	14.94	10.49	12.89
11 Japan	0.50	0.98	0.91	0.83	0.87
12 Other Countries	70.23	75.26	68.73	69.31	101.81
II. Encashment and Profit in Pak. Rs. of Foreign Exchange Bearer Certificates(FEBCs) and Foreign Currency Bearer Certificate(FCBCs)	0.00	0.00	0.00	0.00	0.00
TOTAL (I + II)	1663.10	1821.28	1663.61	1527.06	1775.87

Note: Item has been revised / extended by the State Bank of Pakistan.

Source: State Bank of Pakistan.

1.2 Month Wise Workers Remittances

(Million US \$)

Monthly Cash Inflow (Including Foreign Exchange Bearer Certificates & Foreign Currency Bearer Certificates)	2014-2015	2013-2014	YOY growth (percent)	
			2014-15	2013-14
Jul.	1649.39	1404.69	17.42	16.6
Aug.	1328.71	1240.14	7.14	-1.50
Sep.	1716.59	1284.22	33.67	13.11
Oct.	1383.13	1348.03	2.60	-1.25
Nov.	1,320.62	1,130.41	16.83	11.06
Dec.	1,583.23	1,384.94	14.32	22.05
Jan.	1,378.19	1,245.97	10.61	14.35
Feb.	1,391.76	1,209.77	15.04	17.64
Mar.	1,577.46	1,337.89	17.91	19.55
Apr.	1640.58	1311.85	25.06	7.89
May.	1663.10	1440.47	15.46	21.49
Jun.	1821.28	1499.33	21.47	28.57
Jul.- Jun.	18,454.04	15,837.71	16.52	13.76
Monthly average for period Jul.-Jun.	1,537.84	1,319.81	16.52	13.76

Monthly Cash Inflow (Including Foreign Exchange Bearer Certificates & Foreign Currency Bearer Certificates)	2015-2016	2014-2015	YOY growth (percent)	
			2015-16	2014-15
July.	1663.61	1675.77	-0.73	19.30
August.	1527.06	1350.86	13.04	8.93
September.	1775.87	1748.49	1.57	36.15
July-September.	4,966.54	4,775.12	4.01	21.53

Monthly average for period Jul.-Sep. 1,655.51 1,591.71 4.01 21.53

Source: State Bank of Pakistan.

1.3 Exchange Rates Pak. Rupees in Terms of One Unit of Foreign Currency

S. No.	Country/ Organization	Currency	Sep. 2014	Oct, 2014	Nov, 2014	Dec, 2014	Jan, 2015	Feb, 2015	Mar, 2015
1	Australia	Dollar	92.7943	90.2264	87.9250	83.1334	81.3465	78.9003	78.5801
2	Bahrain	Dinar	271.8155	272.8432	270.1091	267.5589	267.3446	269.1468	270.1113
3	Canada	Dollar	93.0727	91.6443	89.8610	87.4636	83.4048	81.0219	80.6988
4	China	Yuan	16.6639	16.7696	16.6038	16.2792	16.1850	16.1915	16.3008
5	Denmark	Krone	17.7605	17.5258	17.0685	16.7028	15.7483	15.4500	14.7874
6	E.M.U.	Euro	132.1073	130.4007	126.9196	124.2046	117.0922	115.047	110.1936
7	Hong Kong	Dollar	13.2087	13.2472	13.1275	13.0020	12.9880	13.0605	13.1185
8	I.M.F.	SDR	153.7461	152.8985	149.7642	147.0766	143.2795	143.3639	141.0700
9	India	Rupee	1.6844	1.6755	1.6563	1.6101	1.6242	1.6362	1.6309
10	Japan	Yen	0.9549	0.9531	0.8741	0.8449	0.8507	0.8539	0.8454
11	Kuwait	Dinar	357.7824	356.2795	350.1075	345.5934	342.6563	343.6149	341.0843
12	Malaysia	Ringgit	31.8403	31.4291	30.4018	28.9648	28.0866	28.1219	27.6728
13	Newzeland	Dollar	83.5295	81.0694	79.7754	78.2086	76.9837	75.5010	75.8800
14	Norway	Krone	16.1540	15.6933	14.9430	13.8512	13.1036	13.3432	12.7618
15	Oman	Riyal	266.1697	267.1820	264.5024	262.0115	261.8129	263.5757	264.5088
16	Qatar	Riyal	28.1551	28.2558	27.9803	27.7192	27.6921	27.8779	27.9761
17	Singapore	Dollar	81.0648	80.7105	78.5090	76.6558	75.2834	74.7578	73.9032
18	Sweden	Krona	14.3815	14.2137	13.7339	13.2260	12.4218	12.141	11.9339
19	Switzerland	Franc	109.4509	108.0606	105.5734	103.3284	106.9918	108.3337	103.8239
20	Saudi Arabia	Riyal	27.2987	27.3946	27.1324	26.8668	26.8142	26.9963	27.1305
21	Thailand	Bhath					3.0798	3.1195	3.1237
22	Turkey	Lira					43.0815	41.0641	39.2744
23	U.A.E.	Dirham	27.8701	27.9786	27.7128	27.4498	27.4116	27.5806	27.705
24	U.K.	Sterling (Pound)	166.9160	165.2493	160.3856	157.5266	152.5333	155.2163	152.4451
25	U.S.A.	Dollar	102.3424	102.7536	101.7874	100.8234	100.6834	101.3651	101.7597

Contd.

1.3 Exchange Rates Pak. Rupees in Terms of One Unit of Foreign Currency

S. No.	Country/ Organization	Currency	Apr, 2015	May, 2015	Jun, 2015	Jul, 2015	Aug, 2015	Sep, 2015
1	Australia	Dollar	78.5158	80.4124	78.4474	75.3497	74.5567	73.5458
2	Bahrain	Dinar	269.8818	269.0697	268.9782	268.8307	270.4709	275.3801
3	Canada	Dollar	82.2890	83.7223	82.3169	79.3220	77.8318	78.6856
4	China	Yuan	16.4115	16.4169	16.4085	16.3725	16.1577	16.3868
5	Denmark	Krone	14.7088	15.2381	15.2938	15.0137	15.2775	15.7101
6	E.M.U.	Euro	109.6853	113.5369	113.9604	111.9731	113.8981	117.0996
7	Hong Kong	Dollar	13.1275	13.1382	13.1327	13.1171	13.2092	13.4571
8	I.M.F.	SDR	140.8527	143.0753	143.0595	NA	143.6329	146.7608
9	India	Rupee	1.6239	1.5966	1.5947	1.5993	1.5738	1.5765
10	Japan	Yen	0.8511	0.8437	0.8237	0.8264	0.8322	0.8673
11	Kuwait	Dinar	337.7510	337.733	337.2913	336.4957	338.9668	345.7616
12	Malaysia	Ringgit	28.0235	28.3095	27.2521	26.7317	25.2515	24.2486
13	Newzeland	Dollar	77.0460	75.2487	71.1702	67.7339	67.0588	65.9923
14	Norway	Krone	12.8813	13.5006	13.0415	12.5236	12.4233	12.6208
15	Oman	Riyal	264.3049	264.5546	264.4459	264.2858	266.0499	270.9656
16	Qatar	Riyal	27.9565	27.9845	27.9726	27.9515	28.1373	28.6579
17	Singapore	Dollar	75.3753	76.2984	75.5913	74.7397	73.1858	73.6843
18	Sweden	Krona	11.762	12.2198	12.2935	11.9411	11.9719	12.4695
19	Switzerland	Franc	105.7196	109.2059	109.1109	106.6831	105.7546	107.3086
20	Saudi Arabia	Riyal	27.1209	27.1498	27.1439	27.1128	27.2949	27.8030
21	Thailand	Bhath	3.1316	3.0392	--	--	--	--
22	Turkey	Lira	38.4121	38.5462	--	--	--	--
23	U.A.E.	Dirham	27.6929	27.72	27.7146	27.6844	27.8723	28.3880
24	U.K.	Sterling (Pound)	151.7945	157.4125	158.1071	158.0080	159.4853	159.9411
25	U.S.A.	Dollar	101.7004	101.8042	101.7725	101.7194	102.3361	104.2068

Note: Euro, a common currency of the 11 member countries of European Economic and Monetary Union (EMU) was introduced with effect from 1st January, 1999.

Source: State Bank of Pakistan.

2. CLIMATE

2.1 Temperature at Selected Stations

(In centigrade)

Stations	Murree		Rawalpindi/Islamabad		Jhelum		Lahore		Sargodha	
Height in meters above sea level	2167		507		232		213		187	
	Max.	Min.	Max.	Min.	Max.	Min.	Max.	Min.	Max.	Min.

Month:

Apr. 2014	17.0	8.6	28.5	13.9	31.4	16.9	32.1	17.9	31.4	17.4
May. 2014	21.5	11.8	40.0	25.0	35.9	21.6	32.1	17.9	42.0	28.3
Jun. 2014	26.7	16.9	38.8	22.7	41.8	25.8	41.2	27.3	43.3	29.0
Jul. 2014	23.6	16.8	34.9	24.9	36.4	26.6	36.5	26.4	37.3	28.0
Aug. 2014	23.8	15.6	33.9	23.2	35.9	25.1	36.2	25.9	36.7	27.1
Sep. 2014	22.0	13.1	31.6	21.1	33.4	23.8	32.9	25.2	31.1	18.9

Apr. 2015	18.1	9.6	28.5	15.3	31.2	18.5	32.7	20.8	32.9	20.5
May. 2015	22.8	13.5	34.6	18.1	37.2	21.7	39.1	26.3	39.8	26.4
Jun. 2015	23.8	14.2	36.2	22.1	38.0	24.3	38.1	26.3	39.2	26.3
Jul. 2015	22.0	16.4	33.0	24.2	35.6	26.3	34.2	25.4	36.0	27.7
Aug. 2015	23.2	15.9	33.6	23.9	35.5	26.0	34.6	26.6	35.8	27.0
Sep. 2015	22.6	13.1	33.4	19.8	35.5	22.8	34.5	25.1	36.2	25.4

Stations	Faisalabad		Multan		Bahawalpur		Hyderabad		Nawabshah	
Height in meters above sea level	183		122		116		40		37	
	Max.	Min.	Max.	Min.	Max.	Min.	Max.	Min.	Max.	Min.

Month:

Apr. 2014	32.7	18.5	34.5	20.1	35.6	20.0	38.5	12.6	40.0	21.1
May. 2014	37.1	23.6	38.3	24.7	39.0	25.0	41.0	25.5	43.0	25.0
Jun. 2014	41.8	28.1	41.8	30.3	43.2	29.5	40.8	27.7	45.4	28.9
Jul. 2014	38.0	27.7	38.9	29.4	39.6	29.4	37.6	27.3	41.8	28.0
Aug. 2014	37.8	27.1	38.3	28.2	32.8	27.0	36.2	26.1	39.5	27.1
Sep. 2014	34.1	24.5	36.3	26.1	36.1	25.6	36.4	25.0	39.4	25.2
Apr. 2015	33.3	20.0	35.5	22.0	36.5	21.8	37.9	23.5	41.5	22.4
May. 2015	39.3	24.6	40.6	28.3	40.3	25.4	41.5	26.5	45.0	25.7
Jun. 2015	38.8	26.0	39.6	28.0	39.4	26.9	39.7	27.7	42.4	27.8
Jul. 2015	36.0	27.2	36.7	27.7	36.6	27.0	37.1	27.4	40.6	27.8
Aug. 2015	35.7	27.1	36.1	27.6	36.7	26.8	35.0	26.3	39.2	26.4
Sep. 2015	35.6	24.6	36.5	25.6	36.0	24.3	36.3	24.9	39.1	24.5

Contd.

2.1 Temperature at Selected Stations

(In centigrade)

Stations	Jacobabad		Karachi A.P.		Peshawar		D.I.Khan		Saidu Sharif		Gilgit	
Height in meters above sea level	55		21		359		173		961		1459	
	Max.	Min.	Max.	Min.	Max.	Min.	Max.	Min.	Max.	Min.	Max.	Min.

Month:

Apr. 2014	37.9	21.5	35.1	24.4	29.1	16.3	31.9	17.2	25.0	12.8	24.2	9.3
May. 2014	41.9	25.9	35.9	27.0	33.9	21.3	37.6	21.7	29.8	15.9	35.2	14.1
Jun. 2014	45.4	28.8	36.5	29.2	33.9	21.3	42.6	25.5	43.0	29.0	34.5	14.5
Jul. 2014	41.1	29.1	34.0	28.3	36.7	27.3	38.8	25.6	35.6	23.8	35.7	18.3
Aug. 2014	38.0	26.9	33.7	27.0	36.2	25.6	38.4	25.1	33.5	21.6	34.1	16.9
Sep. 2014	36.9	25.4	33.8	26.8	34.8	29.4	37.1	23.3	32.4	19.0	29.9	12.7

Apr. 2015	39.2	23.2	35.9	25.7	30.1	17.3	45.1	18.1	26.5	13.6	26.2	9.4
May. 2015	44.1	29.0	36.0	27.7	35.6	22.0	39.7	22.6	31.6	17.3	29.0	12.6
Jun. 2015	42.5	29.6	37.7	29.8	38.3	24.9	39.7	23.7	33.1	19.4	36.1	14.9
Jul. 2015	38.4	26.5	34.0	28.4	35.0	26.1	38.1	25.2	32.6	23.0	35.4	19.8
Aug. 2015	36.7	27.0	32.3	26.9	34.5	24.2	36.1	24.1	33.1	22.2	34.3	18.1
Sep. 2015	37.7	24.4	34.6	26.3	27.9	22.0	36.8	22.4	32.6	17.2	29.0	12.7

Stations	Quetta (Samungli)		Zhub (Fortsandeman)		Khuzdar		Punjgur		Dalbadin	
Height in meters above sea level	1600		1405		1231		980		848	
	Max.	Min.	Max.	Min.	Max.	Min.	Max.	Min.	Max.	Min.

Month:

Apr. 2014	25.5	8.6	26.7	14.0	35.0	18.1	32.8	18.3	34.9	15.5
May. 2014	36.0	18.6	38.0	23.3	40.0	26.4	37.1	21.7	44.0	26.8
Jun. 2014	36.0	18.6	38.0	23.3	40.0	26.4	41.0	27.1	44.0	26.8
Jul. 2014	37.5	22.0	38.0	25.1	39.2	26.2	40.0	27.0	44.0	24.1
Aug. 2014	35.7	20.1	26.0	22.5	36.0	23.7	38.3	25.2	42.8	23.6
Sep. 2014	33.0	16.1	36.1	21.1	32.7	20.6	36.0	22.0	41.0	20.5

Apr. 2015	26.5	11.0	28.7	14.7	30.2	18.6	35.0	18.2	36.0	18.1
May. 2015	32.0	15.0	32.6	17.8	36.9	26.5	39.0	22.5	41.0	22.4
Jun. 2015	36.6	21.1	35.0	20.3	36.6	24.7	39.7	25.9	43.0	25.1
Jul. 2015	36.1	22.1	35.6	20.6	35.6	26.0	40.0	26.0	43.8	27.0
Aug. 2015	36.1	19.0	36.0	23.2	36.7	23.6	36.7	23.6	42.5	24.0
Sep. 2015	30.6	12.8	32.9	18.7	34.6	21.2	33.8	18.5	37.5	17.8

N.R = Not received

Source: Pakistan Meteorological Department, Karachi.

2.2 Rainfall at Selected Stations

(In millimeters)

Stations	Murree	Rawalpindi/ Islamabad	Jhelum	Lahore	Sargodha	Faisal- abad	Multan	Bahawal- pur	Hyder- abad	Nawab- shah	Jaco- abad
Height in meters above sea level	2167	507	232	213	187	183	122	116	40	37	55

Year/month

2010	1681.6	849.0	771.0	541.0	602.0	545.0	285.0	226.0	214.0	343.0	152.0
2011	1442.2	1079.0	748.0	903.0	710.0	544.0	180.0	164.0	404.1	309.0	293.3
2012	1515.0	1076.0	717.0	527.0	368.0	366.0	239.0	183.0	121.0	182.0	486.0
2013	1451.0	1732.0	924.0	1109.0	362.0	378.0	157.0	148.0	74.0	86.0	345.0
2014	1509.2	1139.8	939.3	800.6	401.3	401.8	247.3	67.9	25.4	69.7	21.3
Apr. 2014	46.9	11.0	84.1	64.8	62.0	29.4	0.0	3.2	7.0	15.0	2.0
May. 2014	151.1	31.0	73.5	50.1	31.0	5.0	66.7	21.6	0.0	31.6	1.0
Jun. 2014	103.8	32.0	25.1	50.1	38.2	3.0	0.0	0.0	0.0	0.0	3.2
Jul. 2014	288.3	73.0	123.3	43.4	120.7	52.0	71.0	18.3	14.0	1.3	0.0
Aug. 2014	140.2	208.4	158.4	56.7	97.8	15.0	26.0	4.0	1.2	11.4	4.0
Sep. 2014	301.6	444.0	240.0	451.2	12.0	234.5	3.0	4.7	0.0	0.0	0.0
Apr. 2015	279.4	196.4	134.4	5.2	67.7	43.6	10.2	28.8	0.0	3.0	35.0
May. 2015	74.2	30.2	20.0	31.7	3.8	23.6	10.7	26.2	TR	0.0	1.5
Jun. 2015	233.6	33.6	50.1	45.0	48.5	27.3	51.1	106.0	8.2	37.2	13.0
Jul. 2015	532.4	380.1	178.5	328.0	64.2	96.4	138.9	133.7	114.3	83.1	52.0
Aug. 2015	223.7	198.0	19.6	92.7	112.1	132.3	87.4	86.4	0.0	0.0	0.0
Sep. 2015	249.8	133.4	137.5	126.8	70.8	57.8	10.2	66.3	0.0	0.0	0.0

Contd.

2.2 Rainfall at Selected Stations

(In millimeters)

Stations	Karachi Airport	Pesha- war	D.I. Khan	Saidu Sharif	Gilgit	Quetta (Samungli)	Zhob (Fortsand- man)	Khuzdar	Punj- goor	Dalbadin
Height in meters above sea level	21	359	173	961	1459	1600	1405	1231	980	848

Year/month

2010	373.0	839.0	756.0	1465.1	214.6	102.0	279.0	159.0	54.0	20.0
2011	290.6	568.0	281.0	853.7	158.7	246.5	40.5	286.6	138.0	64.9
2012	152.0	480.0	450.0	803.0	110.0	410.0	47.0	167.0	33.0	160.0
2013	169.0	551.0	327.0	954.0	153.0	53.0	66.0	479.0	101.0	23.0
2014	30.7	326.3	249.7	658.1	78.2	97.0	173.7	201.9	61.8	17.3
Apr. 2014	0.0	0.0	59.8	0.0	0.0	17.0	25.0	0.0	16.0	9.0
May. 2014	1.3	20.0	8.0	95.1	40.0	0.0	0.0	0.0	0.0	44.0
Jun. 2014	TR	33.3	33.5	2.5	4.5	0.0	0.0	0.0	0.0	TR
Jul. 2014	1.1	54.0	59.0	69.1	21.1	0.0	15.2	44.7	0.8	1.3
Aug. 2014	9.9	54.0	2.7	94.4	17.0	0.0	8.0	21.8	0.0	0.0
Sep. 2014	1.4	4.0	4.2	71.9	22.4	0.0	22.0	0.0	0.0	0.0
Apr. 2015	0.0	110.5	39.8	165.3	19.0	17.0	22.0	0.0	6.0	0.0
May. 2015	0.0	21.0	3.0	83.0	21.6	10.0	7.0	2.0	20.0	TR
Jun. 2015	TR	0.0	29.5	74.6	8.4	TR	25.0	22.8	0.0	1.2
Jul. 2015	46.6	187.0	26.0	120.3	9.3	TR	117.0	45.6	0.0	TR
Aug. 2015	1.4	162.3	200.0	81.2	16.3	0.0	40.0	15.2	0.0	0.0
Sep. 2015	TR	25.0	0.0	38.5	28.1	0.0	54.0	0.0	0.0	0.0

N.R = Not received

TR = Trace (Rainfall less than 0.1 mm)

Source: Pakistan Meteorological Department, Karachi.

3. ENERGY & MINING

3.1 Production of Crude Oil

Unit: Barrels

S.No	Company	Field	Jul,15	Aug,15	Sep ,15	Cummulative Total from July 2015
PUNJAB						
1	OGDCL	BHALSYEDAN	4193	10	48	4251
2		CHAK NAURANG	12389	5975	11960	30324
3		DAKHNI	23190	24820	23305	71315
4		DHODAK	1223	1183	1122	3528
5		FIMKASSAR	3193	3193	3090	9476
6		KAL	11839	11464	11273	34576
7		MISSAKISWAL	782	3129	1098	5009
8		RAJIAN	45565	45210	42695	133470
9		SOGHRI	3040	2960	3000	9000
10		SADKAL	1166	1078	1522	3766
11		TOOT	10098	9838	9467	29403
		Sub Total	116678	108860	108580	334118
12	OPL	DHURNAL	2238	19573	20189	42000
13		RATANA	19664	24116	16388	60168
		Sub Total	21902	43689	36577	102168
14	POL	BALKASSAR	11759	11422	7611	30792
15		BELA	0	0	0	0
16		DHULIAN	4855	4674	4686	14215
17		KHAUR	136	167	190	493
18		JOYAMIR	710	762	744	2216
19		MINWAL	0	329	0	329
20		MEYAL	9558	9398	9124	28080
21		PARIWALI	13259	12521	11950	37730
22		PINDORI	9249	8651	9280	27180
23		TURKWAL	768	742	743	2253
		Sub Total	50294	48666	44328	143288
24	MPCL	GHAURI	20578	26348	26594	73520
25		HALINI	39291	34510	37431	111232
		Sub Total	59869	60858	64025	184752
26	PPL	ADHI	188866	186161	178143	553170
		Sub Total	188866	186161	178143	553170
27	Dewan	RODHO SALSABIL	2886	2691	2528	8105
		Sub Total	2886	2691	2528	8105
		TOTAL	440495	450925	434181	1325601
SINDH						
1	BHP	ZAMZAMA	20467	19205	16938	56610
		Sub Total	20467	19205	16938	56610
2	UEPL	AASSU	113821	95927	88016	297764
3		ALI	73	0	103	176
4		BACHAL	498	446	282	1226
5		BAKSH DEEP	2490	2391	1988	6869
6		BUKHARI DEEP	0	19	21	40
7		BIJORO	3796	2850	3149	9795
8		DABHI (South)	2948	2787	2695	8430
9		DABHI (North)	1548	1795	1849	5192
10		DHANI	690	65	0	755
11		GHARO	2340	1924	2670	6934
12		GHUNGRO	3180	2797	2706	8683
13		HALIPOTA	4293	4497	4506	13296
14		JABO	3865	3345	4813	12023
15		JAGIR	251	672	775	1698
16		JAN	0	0	0	0
17		JARAR DEEP	58	192	187	437
18		JHABERI SOUTH	41	117	62	220
19		JOGWANI	721	678	459	1858
20		KATO	0	17	45	62
21		KAMAL NORTH	16103	16029	11188	43320
22		KHASKELI	5924	5288	5657	16869
23		KHASKELI DOWN THROWN	793	649	689	2131
24		KHOREWAH	2414	2564	2978	7956
25		KOLI	716	729	811	2256
26		KORAI	23605	18740	3862	46207
27		KUMBH	0	0	0	0
28		LIMU	0	0	0	0
29		LAGHARI	167	451	378	996
30		LIARI DEEP	94	6	0	100

Contd.

3.1 Production of Crude Oil

Unit: Barrels

S.No	Company	Field	Jul,15	Aug,15	Sep ,15	Cummulative Total from July 2015
31		LODANO	3012	2311	2172	7495
32		LODANO DEEP	5722	7082	4532	17336
33		MAKDUMPUR	1893	1604	241	3738
34		MAZARI	8093	7355	8113	23561
35		MEYUN ISMAIL DEEP	184	210	174	568
36		MEYUN ISMAIL	835	1080	927	2842
37		MISSRI	1711	1231	2037	4979
38		MOHANO	1591	1460	1485	4536
39		MUBAN	6497	7435	6715	20647
40		MURID	16073	14961	13064	44098
41		NAIMAT BASAL 2X	2543	1269	1439	5251
42		NAIMAT WEST	10890	16005	16775	43670
43		NORTH AKRI	1286	1174	853	3313
44		PANIRO	2203	2313	1981	6497
45		PIARO DEEP	1271	1471	1163	3905
46		PIARO DEEP BASAL	0	194	958	1152
47		QABUL	0	0	0	0
48		RAJANI	0	0	253	253
49		RAHIM 1 X	10288	10638	9765	30691
50		RAHIM 2X	6931	7456	7218	21605
51		RAHIM NORTH	1220	473	0	1693
52		SAJAN	321	1258	716	2295
53		SAKHI	2628	3006	2546	8180
54		SAKHI DEEP	185	140	151	476
55		SALEH	31254	35509	50797	117560
56		SAMAN	184	108	110	402
57		SALAMAT	0	0	72	72
58		SHEIKHANO	2754	3059	2840	8653
59		SHEIKHANO DEEP	1488	755	358	2601
60		SOHRAB DEEP	7114	7589	6362	21065
61		SONRO	27649	25407	25086	78142
62		SOUTH BUZDAR DEEP	12950	12148	11012	36110
63		SOUTH MAZARI	8835	8803	8571	26209
64		SOUTH MAZARI DEEP	14804	15545	15653	46002
65		SUHRAT	44	93	136	273
66		SUMAR DEEP	20584	21453	21337	63374
67		SUTIARI DEEP	3130	5525	5614	14269
68		TAJEDI	2352	2002	2450	6804
69		TANDO GHULAM ALI	347	264	382	993
70		TANGRI	1789	2048	1889	5726
71		TANGRI DEEP	406	396	424	1226
72		THARO	1334	1182	2036	4552
73		THEBO	2061	1099	1393	4553
74		TURK	1968	1756	1670	5394
75		TURK DEEP	1037	1124	1115	3276
76		UMER	12837	11475	3541	27853
77		ZAUR	5765	6436	5352	17553
		Sub Total	436492	418877	391367	1246736
69	OGDCL	BOBI	17175	11060	13650	41885
		BALUCH	0	0	0	0
70		CHAK 2	2885	6876	8164	17925
71		CHAK 7A	825	1025	1050	2900
72		CHAK 66 NE	1445	640	0	2085
73		CHAK 63	4370	38008	44167	86545
74		CHAK 63 SOUTH EAST	5960	8099	8590	22649
75		HAKHEEM DAHO	15295	23052	20174	58521
76		NIM	1705	1705	1505	4915
77		NUR BAGHLA	1885	1875	1690	5450
		NOORAI JAGR	0	0	365	365
78		JAKHRO	5105	9390	9895	24390
79		JARWAR	8365	7945	7060	23370
80		KUNNAR	100710	96986	66780	264476
81		KUNNAR PASAKHI DEEP	30845	30905	22882	84632
82		LASHARI CENTRE	19950	17160	16805	53915
83		MISSAN	3505	3505	3390	10400
84		MOLLAN N	2440	2460	2360	7260
85		PALI DEEP	16210	14210	12510	42930
86		PASAKI	104740	103750	102500	310990
87		PASAKI N	14070	13875	13660	41605
88		PASAKI NORTH EAST	9125	8935	8625	26685
89		QADIR PUR	18405	15248	15365	49018
90		SONO	20080	15155	14530	49765
91		TANDO ALAM	19595	20040	19435	59070
92		THORA	12200	12310	12055	36565
		Sub Total	436890	464214	427207	1328311

Contd.

3.1 Production of Crude Oil

Unit: Barrels

S.No	Company	Field	Jul,15	Aug,15	Sep ,15	Cummulative Total from July 2015
93	PPL	ADAM	2857	2627	3748	9232
94		KANDH KOT	236	346	265	847
95		KINZA	119	362	139	620
		SHAHDAD	0	0	1708	1708
96		MAZARANI	318	312	282	912
		Sub Total	3530	3647	6142	13319
97	OMV	LATIF	2088	2710	2400	7198
98		MIANO	1507	2137	1168	4812
		Sub Total	3595	4847	3568	12010
99	MPCL	MARI	2528	2261	2163	6952
100		SUJJAL	4091	4003	4003	12097
101		SUJAWAL	1272	1402	1402	4076
		Sub Total	7891	7666	7568	23125
	Eni(Pak)	BHIT	9693	8942	8201	26836
103		BADHRA	1614	1396	1256	4266
104		KADANWARI	927	775	662	2364
		Sub Total	12234	11113	10119	33466
105	OMV Maurice	MEHAR	45444	39177	35770	120391
106		SAQIB	0	0	0	0
		Sub Total	45444	39177	35770	120391
		TOTAL	966543	968746	898679	2833968
	KHYBER .P.K					
1	OGDCL	CHANDA	47510	44520	52110	144140
2		NASPHA	622640	578348	598410	1799398
3		MELA	61610	60970	57945	180525
		Sub Total	731760	683838	708465	2124063
4	MOL	MANZALAI	24844	24365	22223	71432
5		MAMIKHEL	22847	23590	21573	68010
6		MARAMZAI	101525	137845	138726	378096
7		MAKORI	1036	758	893	2687
8		MAKORI EAST	438633	268518	374750	1081901
		Sub Total	588885	455076	558165	1602126
		TOTAL	1320645	1138914	1266630	3726189
	BALUCHISTAN					
1	OGDCL	UCH	1463	1343	1108	3914
		Sub Total	1463	1343	1108	3914
2	MPCL	ZARGHUN SOUTH	337	325	311	973
		Sub Total	337	325	311	973
3	PPL	SUI	981	1024	1468	3473
		Sub Total	981	1024	1468	3473
		TOTAL	2781	2692	2887	8360
		GRAND TOTAL	2730464	2561277	2602377	7894118

3.2 Production of Natural Gas

(MCFT)

S.No	Company	Field	Jul,15	Aug,15	Sep ,15	Cummulative Total from July 2015
PUNJAB						
1	OGDCL	DAKHNI	861.38	867.23	834.57	2563.18
2		BAHU	265.47	250.01	228.88	744.36
3		FIMKASSAR	3.26	3.26	3.15	9.67
4		DHODAK	109.70	103.50	94.50	307.70
5		KAL	2.18	2.26	2.06	6.50
6		MISSAKISWAL	3.10	6.77	2.88	12.75
7		NANDPUR/PANJPIR	296.21	305.88	299.71	901.80
8		RAJIN	21.74	21.10	20.56	63.40
9		SOGHRI	352.86	350.34	345.27	1048.47
10		TOOT	25.89	25.60	24.88	76.37
11		SADKAL	37.15	31.22	49.88	118.25
		SUB TOTAL	1978.94	1967.17	1906.34	5852.45
12	OPL	DHURNAL	7.94	52.13	59.50	119.57
13		RATANA	371.46	465.45	356.36	1193.27
		SUB TOTAL	379.40	517.58	415.86	1312.84
14	POL	BALKASSAR	1.99	1.95	1.39	5.33
15		BELA	0.00	0.00	0.00	0.00
16		DHULIAN	72.85	72.85	70.46	216.16
17		MEYAL	80.40	80.23	77.39	238.02
18		PARIWALI	201.24	202.83	192.48	596.55
19		PINDORI	27.90	27.10	30.18	85.18
20		TURKWAL	1.55	1.55	1.49	4.59
		SUB TOTAL	385.93	386.51	373.39	1145.83
21	PPL	ADHI	1265.00	1227.20	1274.46	3766.66
		SUB TOTAL	1265.00	1227.20	1274.46	3766.66
22	MPCL	HALINI	31.07	26.33	28.73	86.13
		SUB TOTAL	31.07	26.33	28.73	86.13
23	DEWAN	RODHO(SALSABIL)	415.69	409.79	392.24	1217.72
		SUB TOTAL	415.69	409.79	392.24	1217.72
		TOTAL	4456.03	4534.58	4391.02	13381.63
SINDH						
1	BHP	ZAMZAMA	4219.96	3978.43	3643.89	11842.28
		SUB TOTAL	4219.96	3978.43	3643.89	11842.28
2	UEPL	ALI	75.21	0	44.55	119.76
3		AASSU	21.04	19.78	18.85	59.67
4		BHATTI/NAKURJI	20.32	19.71	20.10	60.13
5		BAQAR DEEP	0.00		0.00	0.00
6		BUKHARI DEEP	13.95	30.58	30.76	75.29
7		BACHAL	2.55	2.67	0.79	6.01
8		BAKSH DEEP	327.13	257.82	254.07	839.02
9		BIJORO	1.10	1.08	0.98	3.16
10		DABHI SOUTH	14.37	12.15	8.21	34.73
11		DABHI NORTH	1.19	2.43	1.44	5.06
12		DHANI	2.98	0.33	0.00	3.31
13		DUPHRI	13.30	13.31	12.32	38.93
15		FATEH SHAH NORTH	11.15	9.63	7.74	28.52
16		GHUNGRO	2.28	2.04	1.91	6.23
16		GHARO	0.69	0.64	0.66	1.99

Contd.

3.2 Production of Natural Gas

(MCFT)

S.No	Company	Field	Jul,15	Aug,15	Sep ,15	Cummulative Total from July 2015
17		GOLARCHI	3.12	16.71	9.96	29.79
18		HALIPOTA	12.22	16.06	11.81	40.09
19		HAIDER DEEP	4.45	2.94	3.34	10.73
20		JABO	6.78	6.89	6.67	20.34
21		JARAR DEEP	16.38	18.69	20.27	55.34
22		JHABERI SOUTH	0.18	0.49	0.14	0.81
23		JOGWANI	12.83	13.99	12.05	38.87
24		JAGIR	0.16	0.58	0.86	1.60
25		JALAL	0.00	0	0.00	0.00
26		KATO	1.14	0.70	1.09	2.93
27		KAMAL NORTH -1	87.28	78.60	54.79	220.67
28		KAUSAR	58.73	69.63	57.77	186.13
29		KHASKHELI	6.20	6.47	6.26	18.93
30		KHASKHELI DOWN THROW	0.72	0.67	0.68	2.07
31		KHOREWAH	161.52	146.96	141.55	450.03
32		KHOREWAH DEEP	7.24	4.83	4.65	16.72
33		KOLI	11.06	17.70	16.62	45.38
34		KORAI	734.79	600.78	110.98	1446.55
35		LAGHARI	0.31	0.68	0.44	1.43
36		LODANO	146.62	98.81	43.52	288.95
37		LODANO DEEP	10.50	34.27	19.81	64.58
38		LIARI DEEP	9.44	0.38	0.00	9.82
39		LIMU		0.97	0.00	0.97
40		MAKHDUM PUR	34.16	38.40	32.15	104.71
41		MAKHDUM PUR DEEP	6.82	6.71	6.21	19.74
42		MAZARI	5.66	7.34	5.03	18.03
43		MATLI	1.95	3.26	2.44	7.65
46		MEYUN ISMAIL DEEP	21.62	22.47	21.70	65.79
47		MISSRI	2.50	2.24	2.37	7.11
48		MOHANO	1.05	1.19	1.12	3.36
49		MUBAN	1.30	1.25	0.94	3.49
50		MURID	6.14	5.50	4.75	16.39
51		NAIMAT BASAL	48.31	81.66	126.53	256.50
52		NAIMAT BASAL 2X	15.13	13.12	10.96	39.21
53		NAIMAT WEST	1995.64	2717.84	3751.78	8465.26
54		NANDO	0.77	3.53	3.68	7.98
55		NURPUR DEEP	28.56	27.39	25.92	81.87
56		NORTH AKRI	0.27	0.28	0.21	0.76
57		PANIRO	0.70	0.77	0.62	2.09
58		PIARO DEEP	35.22	31.05	25.63	91.90
59		PIARO DEEP BASAL	15.44	48.10	172.28	235.82
60		PIR	0.00			0.00
61		QASIM DEEP	102.77	98.63	99.70	301.10
62		RAHIM NORTH	25.64	10.95	1.42	38.01
63		RAHIM 1X	70.83	63.32	51.32	185.47
64		RAHIM 2X	9.84	10.44	10.08	30.36
65		RAJANI	2784.89	3281.22	2995.10	9061.21
66		RAGNI DEEP	19.85	19.93	16.23	56.01
67		SALEH	95.72	83.17	139.56	318.45
68		SAKHI DEEP	31.21	32.97	32.54	96.72
69		SAKHI SOUTH DEEP	1.19	1.17	1.11	3.47

Contd.

3.2 Production of Natural Gas

(MCFT)

S.No	Company	Field	Jul,15	Aug,15	Sep ,15	Cummulative Total from July 2015
70		SAMAN	2.04	1.59	2.59	6.22
71		SALAMAT	991.81	1050.23	922.52	2964.56
72		SAJAN	92.08	129.06	112.40	333.54
73		SONRO	59.17	53.16	77.88	190.21
74		SOUTH MAZARI	6.38	9.42	6.67	22.47
75		SOUTH MAZARI DEEP	19.12	19.16	18.42	56.70
76		SOHRAB DEEP	2570.83	2637.75	2085.11	7293.69
77		SUMAR DEEP	156.39	145.53	112.99	414.91
78		BUZDAR SOUTH	0.00	0.00	0.00	0.00
79		BUZDAR SOUTH DEEP	250.15	223.20	204.74	678.09
80		SHEIKHANO	3.38	4.42	1.64	9.44
81		SHEIKHANO DEEP	0.39	0.27	0.15	0.81
82		SUTIARI DEEP	1541.34	1612.32	1649.46	4803.12
83		SUHRAT	32.76	42.87	34.61	110.24
84		TANDO GHULAM ALI	50.87	49.58	48.59	149.04
85		TANGRI	1.59	2.58	2.51	6.68
86		TANGRI DEEP	35.62	32.41	43.28	111.31
87		TAJEDI	0.21	0.14	0.15	0.50
88		THEBO	104.22	100.94	96.09	301.25
89		THARO	390.44	354.46	312.32	1057.22
90		TURK	54.03	54.57	52.56	161.16
91		TURK DEEP	223.91	207.54	213.35	644.80
92		UMER	253.51	244.58	241.08	739.17
93		USMAN	99.62	82.06	72.82	254.50
94		ZAUR	9.43	7.00	6.71	23.14
95		ZAUR WEST		4.58	2.92	
96		ZAUR DEEP	2.65	1.43	2.43	6.51
		SUB TOTAL	14114.05	15194.72	14791.01	44092.28
97	ENI(PAK)	BHIT	6577.41	6372.22	5977.36	18926.99
98		BADHRA	4388.44	4266.28	4024.21	12678.93
99		LUNDALI	0	0.00	0.00	0.00
100		KADANWARI	2511.47	2497.47	2196.06	7205.00
		SUB TOTAL	13477.32	13135.97	12197.63	38810.92
101	MPCL	KOONJ-1A	34.85	36.05	35.24	106.14
		SUJJAL	397.38	395.46	329.55	1122.39
102		SUJAWAL	169.38	157.73	169.95	497.06
103		MARI	19380.13	19204.45	18662.86	57247.44
		SUB TOTAL	19981.74	19793.69	19197.60	58973.03
104	OGDCL	BOBI	264.66	157.52	173.40	595.58
		BALUCH	0.00	0.00	0.00	0.00
105		CHAK 2	55.51	86.65	97.50	239.66
106		CHAK 7A	6.99	7.13	12.71	26.83
107		CHAK 63	56.61	148.08	185.45	390.14
108		CHAK 63 SOUTH EAST	34.95	62.37	81.64	178.96
109		CHAK 66NE	13.72	5.94	0.00	19.66
110		HAKEEM DAHO	392.27	474.70	429.65	1296.62
111		DACHRAPUR	286.09	284.67	274.28	845.04
112		JAKHRO	175.58	233.75	221.73	631.06
113		NUR BAGHLA	141.28	134.28	124.20	399.76
		NOORAI JAGIR	0.00	0.00	18.35	18.35
114		NIM	44.67	43.73	41.67	130.07

Contd.

3.2 Production of Natural Gas

(MCFT)

S.No	Company	Field	Jul,15	Aug,15	Sep ,15	Cummulative Total from July 2015
115		KUNNAR	567.15	560.85	377.55	1505.55
116		KUNNAR PASAKHI DEEP	3251.56	3517.67	2793.32	9562.55
117		SARI HUNDI	51.85	49.62	50.94	152.41
118		PAKHRO	0.00	0.00	0.00	0.00
119		QADIRPUR	11840.73	11047.91	11445.88	34334.52
120		PASAKHI	20.62	20.62	19.95	61.19
121		MARU-RETI	459.68	459.55	445.59	1364.82
		SUB TOTAL	17663.92	17295.04	16793.81	51752.77
122	OMV	MIANO	2805.00	3070.00	2697.00	8572.00
123		LATIF	2599.00	3396.00	3182.00	9177.00
124		SAWAN	2843.00	2827.00	2651.00	8321.00
125		TAJJAL	177.00	178.00	175.00	530.00
		SUB TOTAL	8424.00	9471.00	8705.00	26600.00
126	PPL	CHACHAR	106.00	93.86	99.72	299.58
127		ADAM	537.00	433.43	547.29	1517.72
128		KANDHKOT	5803.00	5555.00	5377.71	16735.71
129		KINZA	74.00	70.38	30.45	174.83
		SHAHADAD			139.36	139.36
130		MAZRANI	137.00	116.77	128.00	381.77
		SUB TOTAL	6657.00	6269.44	6322.53	19248.97
131	PEL	BADAR	370.61	376.37	358.35	1105.33
132		BLOCK-22	241.35	251.75	236.43	729.53
		SUB TOTAL	611.96	628.12	594.78	1834.86
133	HYCARBEX	HASEEB	0.00	0.00	0.00	0.00
		SUB TOTAL	0.00	0.00	0.00	0.00
134	POGC	REHMAN	287.75	173.27	289.09	750.11
		SUB TOTAL	287.75	173.27	289.09	750.11
135	OMV MAURICE	SAQIB	0.00	0.00	0.00	0.00
136		MEHAR	741.99	628.63	560.46	1931.08
		SUB TOTAL	741.99	628.63	560.46	1931.08
		TOTAL	86179.69	86568.31	83095.80	255836.30
	K.P.K					
1	OGDCL	CHANDA	95.74	91.27	111.20	298.21
2		NASHPA	2579.36	2428.11	2576.93	7584.40
3		MELA	327.39	320.36	296.26	944.01
		SUB TOTAL	3002.49	2839.74	2984.39	8826.62
4	MOL	MAKORI	27.90	23.11	27.00	78.01
5		MAKORI EAST	2254.21	1390.29	1968.48	5612.98
6		MAMIKHEL	973.80	971.44	949.00	2894.24
7		MANZALAI	1951.11	1778.91	1523.77	5253.79
8		MARAMZAI	3050.07	3717.23	3898.00	10665.30
		SUB TOTAL	8257.09	7880.98	8366.25	24504.32
		TOTAL	11259.58	10720.72	11350.64	33330.94
	BALOCHISTAN					
1	OGDCL	LOTI	568.89	550.63	563.92	1683.44
2		PIRKOH	410.35	400.28	388.30	1198.93
3		UCH	12377.80	12699.30	11666.20	36743.30
		SUB TOTAL	13357.04	13650.21	12618.42	39625.67
4	MPCL	ZARGHUM SOUTH	437.14	420.94	379.94	1238.02
		SUB TOTAL	437.14	420.94	379.94	1238.02
5	PPL	SUI	13328.00	13437.48	12839.10	39604.58
		SUB TOTAL	13328.00	13437.48	12839.10	39604.58
		TOTAL	27122.18	27508.63	25837.46	80468.27
		GRAND TOTAL	129017.48	129332.24	124674.92	383017.14

3.3 Company wise Production of Crude Oil and Natural Gas for the month of September, 2015

Name of Company	Crude Oil (US Barrel)	Number of Oil Fields	% Share in Total Production	Natural Gas (MCFt)	Number of Gas Fields	% Share in Total Production
OGDCL	1245360	39	47.9	34302.96	34	27.5
PPL	185753	7	7.1	20436.09	8	16.4
MPCL	71904	6	2.8	19606.27	6	15.7
UEPL	391367	69	15.0	14791.01	86	11.9
OMV	3568	2	0.1	8705.00	4	7.0
BHP	16938	1	0.7	3643.89	1	2.9
Eni(Pak)	10119	3	0.4	12197.63	3	9.8
OMV Maurice	35770	1	1.4	560.46	1	0.4
OPL	36577	2	1.4	415.86	2	0.3
POL	44328	8	1.7	373.39	6	0.3
Dewan	2528	1	0.1	392.24	1	0.3
MOL	558165	5	21.4	8366.25	5	6.7
Hycarbex	-	-	-	0	1	0.0
POGC	-	-	-	289.09	1	0.2
PEL	-	-	-	594.78	2	0.5
Total	2602377	144	100	124674.92	161	100

3.4 Province wise Production of Crude Oil and Natural Gas for the month of September, 2015

Province	Crude Oil (US Barrel)	Number of Oil Fields	% Share in Total Production	Natural Gas (MCFt)	Number of Gas Fields	% Share in Total Production
Punjab	434181	25	16.7	4391.02	22	3.5
Sindh	898679	108	34.5	83095.8	126	66.6
KPK	1266630	8	48.7	11350.64	8	9.1
Balochistan	2887	3	0.1	25837.46	5	20.7
Total	2602377	144	100.0	124674.92	161	100.0

Source: Directorate General of Petroleum concession
M/O Petroleum & Natural Resources Islamabad.

3.5 Production Of Crude Oil, Natural Gas And Electricity

Year / Month		Crude Oil (000 Barrels)	Natural Gas (MCFT)	Total (Elec. Gen. Mn.Kwh)	Hydel	Thermal	Nuclear
2010-11		24041	1471590	86873	31781	52376	2716
2011-12		24573	1558960	67272	28431	53571	5270
2012-13		27841	1505839	86190	29687	51950	4553
2013-14		31585	149368	101524	31698	64924	4902
2014-15		34490	1465758	100318	32286	62415	5617
2014	Sep	2770	119621	9472	3505	5474	493
	Oct	2929	118396	8730	3187	5241	302
	Nov	2971	121618	7142	2882	3761	499
	Dec	3017	125043	6823	1894	4484	445
2015	Jan	2952	125583	5969	804	4762	403
	Feb	2674	109684	6229	1935	3815	479
	Mar	2945	123283	6765	1336	4895	534
	Apr	2839	119037	7242	1457	5277	508
	May	2799	125035	9680	3347	5799	534
	Jun	2682	122819	10345	3937	5920	488
	Jul	2730	129017	11278*	4497	6273*	508
	Aug	2561	129332	11079*	4353	6215*	511
	Sep	2602	124675	10536*	4113	5930*	493

*= Provisional

Source i) Directorate General of Petroleum concession
M/O Petroleum & Natural Resources Islamabad
ii) Electricity Generating Establishments

3.6 Mineral Production

(Thousand Tonnes)

Year / Month	Marble	Arg Clay	Silica Sand	Gypsum	Lime Stone	Ordinary Stone(MT)	Rock Salt	Coal	Copper (MT)	Copper Blister (MT)	
2010-11	1133	4484	301	885	32021	6685	1954	3292	-	15672	
2011-12	1751	4562	270	1260	35016	6540	2136	3179	-	17931	
2012-13	2360	4513	356	1250	38932	4890	2160	2813	-	12285	
2013-14	2591	4935	268	1322	36463 r	2895	2220	3311r	500 r	6538 r	
2014-15	2520 r	5097	269	1417	39909 r	2155	2136	3402 r	149	4376	
2014	Sep	227	480	12	141	3042	200	202	302	87	-
	Oct	181	487	15	103	3302	260	144	203	-	-
	Nov	255	536	21	113	3546	205	196	326	-	-
	Dec	205	326	28	112	3198	160	214	353	-	-
2015	Jan	120	283	27	105	3172	150	208	323	52	-
	Feb	111	330	39	118	3157	160	139	295	-	-
	Mar	295	633	27	86	3479	150	119	296	-	-
	Apr	314	507	20	117	3793	150	151	301	-	-
	May	284	564	24	148	3734	200	202	306	-	-
	Jun	209	425	28	118	3452	-	224	244	-	-
	Jul	190	300	15	89	3512	-	179	160	-	2343
	Aug	318	449	21	75	3064	-	192	198	-	2389
	Sep	264	481	22	125	3685	-	199	128	-	9049

* = Provisional
r = Revised

Source: Provincial Directorates of Mines & Minerals Punjab, Sindh, KPK, Balochistan & FATA.

3.6 Mineral Production

(Tonnes)

Year / Month	Iron ore	Bauxite	Barytes	Bentonite	Celestite	China Clay	Chalk	Chromite	Dolomite	Laterite	
2010-11	329100	9033	31836	30840	607	16055	1100	148034	240111	298994	
2011-12	384893	30223	48510	16520	170	21555	2749	179203	198392	293625	
2012-13	408604	25288	118471	26077	550	22917	810	136443	335819	328067	
2013-14	192749	31156	132433 r	40650	436	16191	1005	83447	592918 r	380166	
2014-15	328702	24689	118568	22703	1694	18956	515	98939 r	223117	392347	
2014	Sep	38635	539	29354	3204	-	863	200	8743	12521	28785
	Oct	24070	4671	11636	3523	-	660	100	5528	13128	24774
	Nov	28090	3367	800	1615	-	2590	109	6339	38426	24467
	Dec	22057	1060	22583	1585	-	973	106	3481	26521	36880
2015	Jan	37690	2603	28134	1437	-	2348	-	10768	6882	26340
	Feb	32358	1930	9784	1286	-	3088	-	6585	7289	27368
	Mar	26611	2605	3840	1753	-	773	-	8969	7660	30460
	Apr	22979	2362	3765	1799	-	1518	-	9377	8215	38430
	May	18785	1826	3456	1132	-	2435	-	10987	10570	41134
	Jun	16851	1787	2940	513	-	2025	0	7993	8218	30837
	Jul	18126	1185	1603	1046	280	565	40	4783	29087	26380
	Aug	10543	1744	3665	1594	56	2132	60	5067	26893	41708
	Sep	20009	830	779	2326	70	1500	0	6086	23093	34974

*= Provisional
r= Revised

Source: Provincial Directorates of Mines & Minerals Punjab,
Sindh, KPK, Balochistan & FATA.

3.6 Mineral Production

Year / Month	Feldspar	Fire Clay	Flourite	Fullers Earth	Magnesite	Magnese	Ocher	Ord Sand/Bajri Sand	Soap Stone	Sulphur	
2010-11	23254	274042	3156	4180	4908	785	36078	-	47561	27645	
2011-12	53235	408187	6859	6906	5444	345	42107	-	55515	25560	
2012-13	38218	454645	13344	4259	6705	290	37769	2141	93214	20610	
2013-14	81858	458037	7500	6397	3770 r	3945	32634	3500	72234	35672	
2014-15	38568	405565	5915 r	8005 r	4431	4790	33909	2490	101039 r	19730	
2014	Sep	2348	32292	809	442	266	780	402	-	7552	1723
	Oct	6092	29342	443	311	1024	320	3424	-	4974	81
	Nov	4199	36603	742	491	1059	380	2843	1745	9819	251
	Dec	1692	31665	545	675	160	950	2482	745	8091	2137
2015	Jan	3254	30851	805	767	240	680	2938	-	6899	2265
	Feb	2500	33344	652	821	256	300	5985	-	8592	2157
	Mar	1159	27704	98	897	320	200	3143	-	3917	2356
	Apr	2680	41274	275	968	272	320	5173	-	12140	2200
	May	2492	42765	234	857	96	340	3891	-	12158	148
	Jun	5270	40267	174	808	304	120	1189	-	7413	269
	Jul	12552	25679	150	253	-	64	1058	-	9682	1071
	Aug	22459	29335	290	315	-	112	1725	-	8563	840
	Sep	19833	26689	895	1032	368	-	2745	-	9413	1100

* = Provisional

Source: Provincial Directorates of Mines & Minerals Punjab, Sindh, KPK, Balochistan & FATA.

4. HEALTH

4.1(a) Monthly Immunization Coverage Number of doses administered (0-11 months)children during 2015

Month(s)	BCG	OPV-0	OPV-1	OPV-2	OPV-3
Jan	492088	399360	497739	462067	450975
Feb	310388	351434	482887	448436	438317
Mar	494778	397446	492141	463689	448364
Apr	517809	383349	500987	481867	472835
May	478750	367367	467061	463536	463257
Jun	470756	378665	446123	433321	441343
Jul	440796	373860	417095	398680	400440
Aug	554923	459807	505364	437201	432102
Sep	480997	403053	450083	413144	386497
Oct					
Nov					
Dec					
Total	4241285	3514341	4259480	4001941	3934130

Contd.

4.1(a) Monthly Immunization Coverage
Number of doses administered (0-11 months)children during 2015

Month(s)	Pentava- lent-1	Pentava- lent-2	Pentava- lent-3	Pneumo-1	Pneumo-2	Pneumo-3	Measles-1
Jan	496658	461981	450849	483497	450312	439866	403269
Feb	482851	448352	437700	473429	439296	429179	316723
Mar	491239	463038	448222	482756	457041	444869	448543
Apr	501055	481805	472995	491429	564851	466485	469804
May	467037	458121	463135	458300	456213	455728	472514
Jun	445159	433285	441350	439487	423929	432900	456675
Jul	417313	398894	400758	411732	392864	392641	409895
Aug	505283	437223	432159	497621	429526	420985	480547
Sep	425335	389254	361628	449121	412083	384969	414216
Oct							
Nov							
Dec							
Total	4231930	3971953	3908796	4187372	4026115	3867622	3872186

Source : National Institute of Health, Islamabad.

4.1(b) Monthly Immunization Coverage
Number of doses administered (12-23 Months) children during 2015

Month	BCG	OPV-1	OPV-2	OPV-3	Pentava- lent-1	Pentava- lent-2	Pentava- lent-3	Pneumo-1	Pneumo- 2	Pneumo- 3	Measles- 2
Jan	1152	933	824	709	1786	790	673	345	265	234	340590
Feb	578	1726	999	833	1726	999	833	263	172	195	253539
Mar	2212	1148	899	872	1146	899	785	54	49	33	388593
Apr	3097	1176	899	783	1176	899	783	1171	887	764	379337
May	1554	566	477	497	566	477	450	214	28	42	377890
Jun	530	373	404	248	1360	396	256	33	32	24	350108
Jul	718	277	335	318	277	335	318	15	10	3	322752
Aug	1238	2476	2040	2871	2476	2040	1970	42	24	48	362779
Sep	920	1423	1478	1387	839	901	824	4	5	8	319989
Oct											
Nov											
Dec											
Total	11999	10098	8355	8518	11352	7736	6892	2141	1472	1351	3095577

OPV = Oral Polio Vaccine

4.1(c) Monthly Immunization Coverage
Number of TT doses administered to women during 2015

MONTH	Pregnant Women					Childbearing age women				
	TT1	TT2	TT3	TT4	TT5	TT1	TT2	TT3	TT4	TT5
Jan	348,520	248,486	25,180	6,731	3,945	26,610	20,013	13,693	4,122	2,028
Feb	350,683	275,745	27,661	7,704	4,601	31,755	21,598	13,373	4,218	2,038
Mar	376,362	307,591	28,381	7,924	5,444	31,565	22,615	12,969	4,213	2,150
Apr	420,407	333,154	38,518	10,385	6,053	39,674	24,282	13,419	5,072	2,797
May	409,715	340,916	37,132	10,240	5,287	56,908	38,891	27,053	7,369	2,787
Jun	385,903	329,698	32,296	9,277	5,016	61,713	46,771	12,926	4,597	2,657
Jul	350,183	308,286	27,841	8,342	4,336	56,523	40,956	9,865	3,208	1,888
Aug	421,583	265,918	30,376	7,883	4,470	32,168	21,075	13,725	4,642	2,621
Sep	353,685	316,839	28,375	7,671	4,513	22,379	18,206	10,756	3,499	1,952
Oct										
Nov										
Dec										
Total	3,417,041	2,726,633	275,760	76,157	43,665	359,295	254,407	127,779	40,940	20,918

TT = Tetanus Toxioid

Source : National Institute of Health, Islamabad.

4.2 Monthly Report on HIV Treatment Centres June, 2015

S. No	Centre Name	Male		Female		Children		Transgender		Total	Total on ART
		Total	On ART	Total	On ART	Total	On ART	Total	On ART		
Federal											
1	PIMS, Islamabad	1765	797	333	181	35	16	5	4	2138	998
Punjab											
2	Mayo Hospital, Lahore	456	200	60	38	6	1	15	3	537	242
3	Services Hospital, Lahore	266	173	93	70	32	8	1	1	392	252
4	Peaditric Unit, Services Hospital, Lahore	0	0	0	0	216	126	0	0	216	126
5	Shaukat Khanum Hospital, Lahore	229	213	167	145	16	1	0	0	412	359
6	Jinnah Hospital, Lahore	871	454	233	143	0	0	34	18	1138	615
7	DHQ Hospital, Sargodha	406	138	45	20	8	2	0	0	459	160
8	DHQ Hospital, D.G Khan	970	681	247	170	28	7	4	3	1249	861
9	Allied Hospital, Faisalabad	652	466	54	43	0	0	0	0	706	509
10	Aziz Bhatti Hospital, Gujrat	503	33	260	196	0	0	0	0	763	229
Sindh											
11	Civil Hospital, Karachi	2769	1018	251	164	27	0	41	13	3088	1195
12	Peaditric Unit, Civil Hospital, Karachi	0	0	0	0	49	25	0	0	49	25
13	Indus Hospital, Karachi	335	177	80	41	0	0	0	0	415	218
14	Aga Khan Hospital, Karachi	0	0	0	0	33	25	0	0	33	25
15	Chandka Medical College Hospital, Larkana	723	399	148	95	16	4	0	0	887	498
Khyber Pakhtunkhwa											
16	Hayatabad Medical Complex, Peshawar	1294	943	419	314	74	35	0	0	1787	1292
17	KDA Hospital, Kohat	177	121	87	65	15	10	0	0	279	196
Balochistan											
18	Bolan Medical Complex, Quetta	247	138	45	33	18	9	0	0	310	180
Total		11663	5951	2522	1718	573	269	100	42	14858	7980

Source:- National Aids Control Programme, NIH, Islamabad.

4.3(a) Register Veterinary Medical Practitioner With PVMC- 2015

RVMP Registration for the year of 2015	Male	Female	D.V.M	M.Sc	M.Phil	Ph.D	Total
Jan	185	17	202	Nil	Nil	Nil	202
Feb	311	6	317	Nil	Nil	Nil	317
Mar	59	5	64	Nil	Nil	Nil	64
Apr	101	5	106	Nil	Nil	Nil	106
May	72	6	77	1	Nil	Nil	78
Jun	34	3	35	Nil	Nil	2	37
Jul	96	12	106	2	Nil	Nil	108
Aug	91	10	101	Nil	Nil	Nil	101
Sep	24	5	29	Nil	Nil	Nil	29
Oct							
Nov							
Dec							
Total	973	69	1037	3	Nil	2	1042

Total RVMP Registered since 1st January 2015 to 30th September 2015=1042
 Total RVMP Registered since 30th May 2000 to 30th September 2015= 9853

Source:- Pakistan Veterinary Medical Council, Islamabad.

4.3(b) Registered Animal Husbandry Graduate With PVMC- 2015

RVMP Registration for the year of 2015	Male	Female	B.Sc. (Hons) A.H	M.Sc.	Ph.D	Total
Jan	Nil	Nil	Nil	Nil	Nil	Nil
Feb	2	Nil	1	1	Nil	2
Mar	Nil	Nil	Nil	Nil	Nil	Nil
Apr	2	Nil	1	1	Nil	2
May	Nil	Nil	Nil	Nil	Nil	Nil
Jun	1	Nil	1	Nil	Nil	1
Jul	Nil	Nil	Nil	Nil	Nil	Nil
Aug	1	Nil	1	Nil	Nil	1
Sep	Nil	Nil	Nil	Nil	Nil	Nil
Oct						
Nov						
Dec						
Total	6	Nil	4	2	Nil	6

Total RAHG Registered since 1st January 2015 to 30th September 2015=06
Total RAHG Registered since 30th May 2000 30th September 2015= 481

Source:- Pakistan Veterinary Medical Council, Islamabad.

4.4 Tuberculosis Report (FTI) (Jul- Sep, 2015)

Provinces/Regions	TB Cases NSS+	CDR SS+**	TB All Types			CDR Total	% Treatment Success Rate* (TSR)
			Male	Female	Total		
Punjab	20060	57	24396	23893	48289	73	NA
Sindh	6685	43	7289	6505	13794	47	NA
K.P.K	3705	42	5097	5497	10594	63	NA
Balochistan	926	27	910	1117	2027	31	NA
F.A.T.A	334	21	414	483	897	30	NA
Gilgit Baltistan	69	15	165	201	366	43	NA
AJK	470	30	653	644	1297	44	NA
ICT	100	24	183	163	346	45	NA
Pakistan	32349	48	39107	38503	77610	61	NA

CDR : Case Deduction Rate
SS+ Sputum Smear Positive

* Available One Year Lag

** Based on revised WHO estimates.

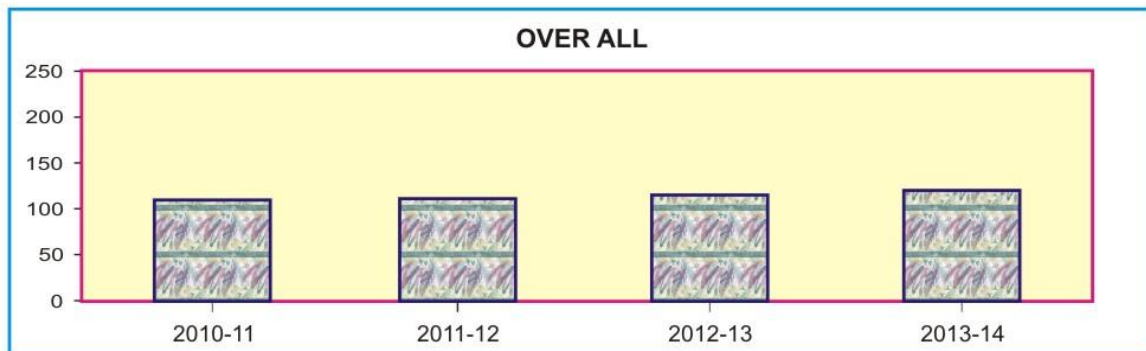
Source: National TB Control Programme NIH, Islamabad.

5. MANUFACTURING

5.1 Quantum Index Numbers of Large-Scale Manufacturing Industries

Year/month	Manufacturing (Over all)	Selected Items						
		Vegetable Ghee	Tea Blended	Cigarettes	Cotton Yarn	Cotton Cloth	Jute Goods	Paper & Board
(2005-06=100)								
2010-11	111.14	94.81	103.43	101.97	115.43	112.89	89.16	95.79
2011-12	112.44	95.76	118.91	96.60	116.03	113.23	90.03	116.64
2012-13	117.04	98.88	141.83	105.05	120.16	113.86	98.39	135.35
2013-14	123.68	102.52	160.93	100.54	130.52	114.64	97.34	150.82
2014 Sep	119.82	109.25	187.87	90.31	131.77	114.45	93.31	155.08
Oct	114.92	100.03	184.28	85.26	130.82	114.18	83.25	156.85
Nov	115.48	105.00	198.74	83.56	130.78	114.32	90.43	153.80
Dec	137.32	102.91	212.06	92.69	131.74	114.51	96.70	108.70
2015 Jan	142.42	98.48	214.91	119.84	131.46	115.05	99.84	95.08
Feb	141.61	98.71	196.11	111.04	131.53	114.25	95.59	111.81
Mar	145.28	99.51	200.92	126.72	132.47	114.98	97.41	122.90
Apr	133.93	102.74	149.83	138.60	132.71	115.05	94.87	144.23
May	127.22	105.70	163.04	127.58	132.97	115.25	86.37	137.11
Jun	122.60	109.36	161.49	30.87	133.06	114.98	79.67	141.28
Jul	115.77	105.14	185.89	61.44	133.73	115.55	60.46	82.26
Aug	123.65	108.31	207.58	100.75	133.58	115.51	81.67	86.86
Sep	122.50	101.73	205.68	83.35	133.92	115.38	67.23	148.25

QUANTUM INDEX NUMBERS OF LARGE - SCALE MANUFACTURING INDUSTRIES



5.1 Quantum Index Numbers of Large-Scale Manufacturing Industries

Year/month	Selected Items				
	Cement	Auto Mobile	Fertilizers		
			Nit Fertilizer	Phos Fertilizer	Total
(2005-2006=100)					
2010-11	154.69	103.80	126.93	93.26	96.29
2011-12	159.22	107.31	121.21	93.91	96.37
2012-13	167.29	93.54	133.94	88.40	92.49
2013-14	169.24	91.15	137.52	104.81	107.75
2014-15	173.37	112.59	150.60	108.91	112.61
2014 Sep	184.49	116.71	103.18	156.67	108.00
Oct	167.16	100.11	111.65	158.41	115.86
Nov	182.81	100.39	111.26	151.26	114.86
Dec	183.06	95.47	108.88	163.94	113.83
2015 Jan	168.97	113.89	106.65	80.65	104.31
Feb	168.20	108.33	94.26	106.71	95.38
Mar	173.76	136.06	109.29	159.16	113.78
Apr	189.66	138.45	111.63	165.89	116.51
May	187.91	136.57	108.77	183.03	115.45
Jun	186.49	129.48	121.11	178.15	126.24
Jul	136.91	115.21	128.20	173.22	132.25
Aug	175.63	138.44	125.11	178.74	129.94
Sep	183.58	129.00	120.87	169.45	125.24

Contd.

5.2 Production of Manufacturing Items

Year/month	Vegetable Ghee (i)		Sugar (i)		Tea Blended (ii)	
	No. of reporting factories	Production (Tonnes)	No. of reporting factories	Production (Tonnes)	No. of reporting factories	Production (Tonnes)
(2005-06=100)						
2010-11	87	1091810	78	4168721	5	65782
2011-12	87	1102861	78	4634093	5	75628
2012-13	87	1138754	78	5073501	5	90201
2013-14	87	1185215	78	5582353	5	101758
2014-15	87	1178998	78	5149776	5	117270
2014 Sep	87	104846	78	0	5	9957
Oct	87	96000	78	0	5	9767
Nov	87	100770	78	11620	5	10533
Dec	87	98761	78	1066293	5	11239
2015 Jan	87	94510	78	1330881	5	11390
Feb	87	94729	78	1329408	5	10394
Mar	87	95498	78	1074206	5	10649
Apr	87	98599	78	312672	5	7941
May	87	101438	78	24696	5	8641
Jun	87	104948	78	0	5	8559
Jul	87	99149	78	0	5	9798
Aug	87	98306	78	0	5	10463
Sep	87	97632	78	0	5	10901

Contd.

5.2 Production of Manufacturing Items

Year/month	Beverages (iii) *		Cigarettes (ii)	
	No. of reporting factories	Production (000 litres)	No.of reporting factories	Production (Million Nos.)
2010-11	...	1491978	14	65403
2011-12	...	1813294	14	61954
2012-13	...	2078683	14	67377
2013-14	...	2551646	14	64482
2014-15		2955748	14	62667
2014 Sep	...	254781	14	4827
Oct	...	255820	14	4557
Nov	...	200777	14	4466
Dec	...	163474	14	4954
2015 Jan	...	159905	14	6405
Feb		204038	14	5935
Mar		228860	14	6773
Apr		298195	14	7408
May		317731	14	6819
Jun		297302	14	1650
Jul		338848	14	3284
Aug		289213	14	5385
Sep		272899	14	4455

* In the new base 2005-06 Beverages has been replaced by soft drinks, juices, syrups and squashes and liquors.

(ii) Provincial Bureaus of Statistics.
(iii) Central Board of Revenue.

5.2 Production of Manufacturing Items

Year/ month	No. of reporting factories	Cotton Textiles (Mills sector)													
		Capacity installed			Capacity worked				Spindle hours worked (Mn. No.)	Looms hours worked (Mn.No.)	Rotors hours worked (Mn.No.)	Consumption of Raw Cotton (Tonnes)	Total Yarn Produ- ction (Tonnes)	Surplus Yarn (Tonnes)	Total Prod- uction of Cloth(000) (Sq.m)
		No. of Spindles (000)	No. of Looms (000)	No. of Rotors (000)	No. of Spindles (000)	No. of Looms (000)	No. of Rotors (000)								
2007-08	427	11834	8	203	9960	4	124	76400	21	512	3159170	2809383	2700283	1016390	
2008-09	369	10514	9	153	9406	4	71	75408	24	485	2638235	2274347	2327217	1019183	
2009-10	439	11392	7	195	10632	5	140	6221	2	40	3372364	2880970	2768071	1004587	
2010-11	433	11421	7	195	10757	5	143	6903	2	40	3405727	2956972	1006567	1029672	
2011-12	--	10994	7	161	9885	--	100	--	--	--	--	--	--	--	
2012 Jan	373	10994	7	161	9963	5	103	6498	2	40	231500	201000	82283	85250	
Feb	373	10994	7	161	9925	5	103	6300	2	40	230575	200500	88197	85000	
Mar	373	10994	7	161	9887	5	103	6382	2	40	231380	201200	88304	85350	
Apr	373	10994	7	161	9906	5	104	6400	2	41	228850	199000	89483	85050	
May	373	10994	7	161	9806	5	104	6491	2	41	222080	198000	89766	84500	
Jun	373	10994	7	161	9893	5	103	6401	2	40	223070	198200	88626	84200	
Jul	373	10994	7	161	9906	5	104	6301	2	42	236841	217900	82358	85520	
Aug	373	10994	7	161	9893	5	104	6398	2	41	236640	218263	81553	85500	
Sep	373	10994	7	161	9809	5	104	6400	2	40	238548	156904	81600	85600	
Oct	373	10994	7	161	9893	5	109	6491	2	41	238290	219111	85590	85750	
Nov	373	10994	7	161	9886	5	111	6401	2	40	237899	218935	83431	85500	
Dec	373	10995	8	171	9892	5	120	6491	2	41	238456	219669	82792	85458	

Contd.

5.2 Production of Manufacturing Items

Year / month	Cotton Cloth (Mills Sector) (Thousand square metres)															Grand Total
	Fine					Medium					Coarse					
	Grey	Blea- ched	Dyed & Printed	Blen-ded	Total	Grey	Blea- ched	Dyed & Printed	Blended	Total	Grey	Blea- ched	Dyed & Printed	Blended	Total	
2007-08	318397	17800	80925	41347	458469	97785	38207	212153	6803	354948	130590	18053	47859	6588	193090	1006507
2008-09	323350	20706	80446	42402	466904	101250	38695	204411	6839	351195	130882	17981	45775	6946	201584	1019683
2009-10	323595	31995	61290	44402	451282	101895	39541	204656	7839	353931	131728	18826	46620	7200	204374	1009587
2010-11	324931	23331	62626	45202	491745	103231	40877	205992	8239	351655	133064	20162	47956	7228	186272	1029672
2011-12	28205	2966	6454	4228	431006	9729	3341	14382	580	343794	19832	822	7292	686	183902	1018702
2012 Jan	--	--	--	--	40810	--	--	--	--	28843	--	--	--	--	15597	85250
Feb	--	--	--	--	40710	--	--	--	--	28768	--	--	--	--	15522	85000
Mar	--	--	--	--	10860	--	--	--	--	28868	--	--	--	--	15622	85350
Apr	--	--	--	--	40760	--	--	--	--	28768	--	--	--	--	15522	85050
May	--	--	--	--	40510	--	--	--	--	28618	--	--	--	--	15372	84500
Jun	28205	2966	6454	4228	41853	9729	3341	14382	580	28032	9916	411	3646	343	14316	84201
Jul	--	--	--	--	40920	--	--	--	--	28923	--	--	--	--	15677	85520
Aug	--	--	--	--	40710	--	--	--	--	28768	--	--	--	--	15522	85000
Sep	--	--	--	--	40895	--	--	--	--	29475	--	--	--	--	12530	85600
Oct	--	--	--	--	40926	--	--	--	--	28985	--	--	--	--	15839	85750
Nov	--	--	--	--	40910	--	--	--	--	28918	--	--	--	--	15672	85500
Dec	--	--	--	--	43110	--	--	--	--	28032	--	--	--	--	14316	85458

Source: Textile Commissioner's Organization.

Contd.

5.2 Production of Manufacturing Items

Year / month	No. of reporting factories	Jute Textiles								
		Capacity installed		Capacity worked		Production (Tonnes)				Raw Jute consumed (Bales)
		No. of Spindles	No. of Looms	No. of Spindles	No. of Looms	Total	Hessian	Sacking	Others	
(2005-2006=100)										
2010-11	10	30676	1851	25327	1044	93174	18218	62630	12326	571874
2011-12	94087	15960	67138	10989	...
2012-13	102820	12748	77188	12884	...
2013-14	101722	15142	71339	15241	...
2014-15						94392	13126	64840	16426	
2014 Sep	10	36392	1755	23476	1021	8126	1043	5619	1464	...
Oct	10	36392	1755	23476	1021	7250	871	4697	1682	...
Nov	10	36392	1755	23476	1021	7875	1111	5259	1505	...
Dec	10	36392	1755	23476	1021	8421	1337	5689	1395	...
2015 Jan	10	36392	1755	23476	1021	8695	1314	5848	1533	...
Feb	10	36392	1755	23476	1021	8325	1206	5855	1264	...
Mar	10	36392	1755	23476	1021	8483	1210	5789	1484	...
Apr	10	36392	1755	23476	1021	8262	943	5907	1412	...
May	10	36392	1755	23476	1021	7522	890	5432	1200	...
Jun	10	36392	1755	23476	1021	6938	1189	4662	1087	...
Jul	10	36392	1755	23476	1021	5265	1051	3356	858	...
Aug	10	36392	1755	23476	1021	7112	1408	4509	1195	...
Sep	10	36392	1755	23476	1021	5855	1073	3713	1069	...

Contd.

5.2 Production of Manufacturing Items

Year/month	Paper		Paper Board	
	No. of reporting factories	Production (Tonnes)	No. of reporting factories	Production (Tonnes)
2010-11	19	228675	26	206065
2011-12	19	246342	26	283025
2012-13	19	232361	26	381938
2013-14	19	218655	26	465845
2014-15	19	203994	26	415657
2014 Sep	19	19174	26	39478
Oct	19	19979	26	39341
Nov	19	15174	26	42992
Dec	19	13933	26	27178
2015 Jan	19	14437	26	21522
Feb	19	16564	26	25723
Mar	19	22031	26	29300
Apr	19	14826	26	34387
May	19	15743	26	32688
Jun	19	17621	26	33684
Jul	19	13993	26	19612
Aug	19	22269	26	33826
Sep	19	24022	26	32046

Contd.

5.2 Production of Manufacturing Items

Year / month	Chemicals (Tonnes)				
	No. of reporting factories	Soda Ash (i)	Caustic Soda (i)	Sulphuric Acid (ii)	Chlorine Gas (ii)
(2005-2006=100)					
2010-11	12	3708048	172031	114773	15157
2011-12	12	370743	179097	100403	15770
2012-13	12	366238	182869	89431	15495
2013-14	12	409148	167465	85348	14960
2014-15	12	437106	183952	76229	17355
2014 Sept	12	37030	15033	5484	1256
Oct	12	37988	16281	7836	1411
Nov	12	36978	14715	4792	1318
Dec	12	36446	12184	8912	1354
2015 Jan	12	32396	9778	3507	3143
Feb	12	29797	12713	3217	1386
Mar	12	39366	17633	4094	1392
Apr	12	38229	19809	4945	1237
May	12	37384	18661	7673	1337
Jun	12	35870	17796	7135	1337
Jul	12	38794	21353	4953	1289
Aug	12	36553	20356	6995	1381
Sept	12	37488	18968	5265	1242

Contd.

5.2 Production of Manufacturing Items

Year/ month	Chemical Fertilizers (Tonnes) (i)						Paints & Varnishes Solid(iii)		Paints & Varnishes Liquid (iii)	
	No. of reporting factories	Urea	Super Phosphate	Ammonium Nitrate	Nitro Phosphate	DI.Amm. Phosphate	No. of reporting factories	Production (Tonnes)	No. of reporting factories	Production (000 Ltrs.)

(2005-2006=100)

2010-11	11	4552068	173250	275061	252335	663782	102	25673	169	48924
2011-12	11	4470662	114727	432290	337624	622649	102	23026	169	38371
2012-13	11	4215088	79304	401270	291922	729917	102	28048	169	40528
2013-14	11	4930283	87754	519104	447168	693142	102	36714	169	43908
2014-15	11	5673083	67583	569182	501901	754857	102	48631	169	54028
2014 Sep	11	406817	5829	35302	34704	67786	102	3441	169	4705
Oct	11	438275	5136	43575	37856	68333	102	3598	169	4656
Nov	11	431597	8410	48085	42390	61576	102	3348	169	4516
Dec	11	429939	9040	40666	33517	71846	102	3153	169	4345
2015 Jan	11	420147	3900	40475	35873	26818	102	3771	169	4481
Feb	11	368407	930	39387	32009	43511	102	4082	169	4308
Mar	11	430642	1580	42453	34228	71277	102	4655	169	4614
Apr	11	418000	1213	64587	55520	67473	102	5094	169	4723
May	11	395415	7208	74246	65555	71840	102	5063	169	4640
Jun	11	453729	7903	68445	63076	69757	102	5332	169	4944
Jul	11	496092	4792	55730	56682	71024	102	4826	169	4616
Aug	11	467534	5322	62107	65076	72436	102	4526	169	4817
Sep	11	461709	7819	58728	59165	67544	102	4636	169	4967

Source: (i) M/o. Industries & Production.
(ii) Provincial Bureau of Statistics.

Contd.

5.2 Production of Manufacturing Items

Year/ Month	No. of Reporting Refineries	Petroleum Products (000 Ltrs.)											
		Jet Fuel	Kerosene	Motor Spirit	High Speed Diesel	Diesel Oil N.O.S.	Furnace Oil	Lubri- cating Oil	Jute Batching Oil	Solvent- Neptha	L.P.G.	Petroleum Products N.O.S.	Total Petroleum Products

(2005-2006=100)

2010-11	4	1054216	143637	1695852	3851414	51700	2566930	221456	3356	1052751	343250	289826	11274387
2011-12	4	890346	156877	1687118	3828574	30230	2282991	234177	3526	923630	341611	264025	10643104
2012-13	4	936028	179871	2056737	4583975	40041	2777820	224823	3489	898671	420457	272492	12394404
2013-14	4	995514	175699	2171499	5088237	60893	3041178	224608	2789	1008195	380597	279584	13428792
2014-15	4	1032079	218450	2195500	5327291	56827	3121192	209475	2666	1382571	382403	296135	1422589
2014 Sep	4	88639	17798	171140	428590	6281	255335	19588	255	111049	29388	22454	1150517
Oct	4	93151	18413	199730	462418	4630	278893	18668	44	106915	33054	15504	1231419
Nov	4	71490	21984	176376	392897	5420	218812	18728	325	96114	30545	24284	1056976
Dec	4	86471	17248	163166	371841	4984	214426	16339	207	100578	28576	22636	1026471
2015 Jan	4	75438	13303	179911	424553	3047	257822	13546	196	111543	32202	20723	1132284
Feb	4	74965	13931	162833	400250	3146	246058	13062	293	95310	30355	21258	1061461
Mar	4	106019	16010	190592	446868	5992	283817	15864	219	130218	33547	30251	1259397
Apr		89118	21748	186913	501255	5770	277082	20076	267	143880	33687	33912	1313709
May		91225	21471	192192	502998	5580	281958	20020	287	132841	35058	31700	1315330
Jun		87368	18573	185827	489073	3535	273027	19360	255	134963	32924	32977	1277881
Jul		79807	23758	189988	461112	6744	271578	20683	125	108261	28356	23816	1214228
Aug		89442	23341	194340	451601	3959	262688	17677	266	114278	33458	36078	1227127
Sep		82197	13729	201743	484162	2673	284669	18455	124	107141	34370	40783	1280547

Contd.

5.2 Production of Manufacturing Items

Year/month	Manufacture/Assembly of Automobiles (Nos.) (i)							Bicycles (ii)	
	Cars	Jeeps (4x4)	Light commercial vehicles	Trucks	Buses	Motor Cycles	Tractors	No. of reporting factories	Production (Nos.)
(2005-2006=100)									
2010-11	133972	883	19142	2810	490	1638457	70856	5	345272
2011-12	154255	451	20929	2597	568	1649532	48152	5	262096
2012-13	120332	1475	14517	1923	522	1675071	50871	5	232979
2013-14	116281	1217	17477	2674	559	1728137	34524	5	203669
2014-15	152524	1109	28189	4039	575	1777251	48883	5	210931
2014 Sep	12464	143	1671	430	49	145518	6630	5	20949
Oct	11155	117	1476	246	26	148463	3721	5	21064
Nov	10392	96	1351	227	60	146555	4951	5	20490
Dec	10252	105	1563	272	70	134230	3575	5	14723
2015 Jan	13971	64	2082	333	37	145752	3152	5	15089
Feb	11980	75	2589	269	36	142267	4512	5	14840
Mar	16826	78	4091	414	36	147736	3956	5	17881
Apr	16378	87	3674	372	65	152013	5438	5	18173
May	15783	107	3599	541	60	162868	4141	5	18409
Jun	15096	47	3395	345	40	171176	3551	5	18909
Jul	12994	82	3070	323	62	159434	2721	5	15464
Aug	16802	130	3840	426	94	166736	2573	5	16020
Sep	16337	75	3568	378		170375	2022	5	19922

Contd.

5.2 Production of Manufacturing Items

Year/month	Steel Products (Tonnes) (i)					
	Coke	Pig iron	Billets	H.R. sheets/ strips/plates/ coils	C.R. sheets/ strips/plates/ coils	Galvanized sheets
(2005-2006=100)						
2010-11	301701	433104	3913	358597	87946	5440
2011-12	192876	249135	1403	180087	25910	0
2012-13	203359	201489	0	14969	2383	0
2013-14	31924	89433	567	57114	4131	0
2014-15	275777	265478	4461	127028	2848	0
2014 Sep	23090	25486	1113	17876	0	0
Oct	17977	3333	76	620	0	0
Nov	15880	20842	0	11791	0	0
Dec	26169	29960	493	20388	0	0
2015 Jan	29979	26756	911	3846	0	0
Feb	14450	20455	768	10937	1421	0
Mar	32974	44320	464	11124	0	0
Apr	31204	32345	471	15457	0	0
May	26776	27306	17	18045	0	0
Jun	27003	10086	112	0	0	0
Jul	22646	1509	204258	0	0	0
Aug	13351	0	250000	0	0	0
Sep	10028	0	230000	0	0	0

Contd.

5.2 Production of Manufacturing Items

Year/month	Cycle Tyres (i)		Cycle Tubes (i)		Motor tyres (ii)		Motor tubes (ii)		Cement (ii)	
	No. of reporting factories	Production (000 Nos.)	No. of reporting factories	Production (000 Nos.)	No. of reporting factories	Production (000 Nos.)	No. of reporting factories	Production (000 Nos.)	No. of reporting factories	Production (000 MT)

(2005-2006=100)

2010-11	9	2879	9	6534	4	9222	4	19108	21	28716
2011-12	9	3431	9	6846	4	7011	4	20338	21	29557
2012-13	9	3429	9	7746	4	7864	4	20269	21	31055
2013-14	9	4038	9	8061	4	8702	4	20825	21	31418
2014-15	9	4633	9	8391	4	9058	4	22001	21	32185
2014 Sep	9	387	9	765	4	731	4	1761	21	2854
Oct	9	423	9	753	4	726	4	1747	21	2586
Nov	9	427	9	783	4	762	4	1834	21	2832
Dec	9	413	9	745	4	729	4	1753	21	2788
2015 Jan	9	417	9	743	4	730	4	1773	21	2614
Feb	9	423	9	745	4	727	4	1778	21	2602
Mar	9	377	9	666	4	775	4	1841	21	2688
Apr	9	365	9	622	4	804	4	1921	21	2934
May	9	349	9	581	4	801	4	2035	21	2907
Jun	9	333	9	552	4	792	4	2060	21	2885
Jul	9	328	9	549	4	772	4	2069	21	2118
Aug	9	338	9	553	4	862	4	2119	21	2730
Sep		371	9	679	4	766	4	1823	21	2840

Source:(i) Provincial Bureaus' of Statistics. Contd.
(ii) M/o. Industries & Production.

5.2 Production of Manufacturing Items

Year/month	No. of reporting factories	Electric Bulbs (iii) Production (000 Nos.)	No. of reporting factories	Electric Tubes (iii) Production (000 Metres)
2010-11	6	79610	2	1180
2011-12	6	78981	2	1266
2012-13	6	79743	2	0
2013-14	6	75106	2	0
2014-15	6	64753	2	0
2014 Sep	6	5825	2	0
Oct	6	7384	2	0
Nov	6	7221	2	0
Dec	6	6867	2	0
2015 Jan	6	4938	2	0
Feb	6	4681	2	0
Mar	6	4371	2	0
Apr	6	3880	2	0
May	6	4298	2	0
Jun	6	5591	2	0
Jul	6	4580	2	0
Aug	6	4823	2	0
Sep	6	4646	2	0

 Contd.

5.2 Production of Manufacturing Items

Year/month	Sewing Machines (ii)		Electric Motors (ii)		Electric Transformers (ii)		T.V. Sets (iii)	
	No. of reporting factories	Production (Nos.)	No. of reporting factories	Production (Nos.)	No. of reporting factories	Production (Nos.)	No. of reporting factories	Production (Nos.)

(2005-2006=100)

2010-11	7	47026	23	10469	10	13691	14	425592
2011-12	7	39603	23	9126	10	23683	14	268801
2012-13	7	32876	23	7539	10	26411	14	462938
2013-14	7	19845	23	9891	10	11363	14	426374
2014 Sep	7	583	23	807	10	2817	14	35460
Oct	7	1377	23	745	10	2610	14	36205
Nov	7	1299	23	743	10	2371	14	35767
Dec	7	1536	23	767	10	2164	14	37927
2015 Jan	7	1881	23	766	10	1440	14	36948
Feb	7	1839	23	755	10	1461	14	36093
Mar	7	827	23	725	10	1510	14	34805
Apr	7	1783	23	749	10	1893	14	33608
May	7	1886	23	731	10	1839	14	35278
Jun	7	2694	23	632	10	1660	14	33558
Jul	7	2274	23	695	10	2333	14	34453
Aug	7	1273	23	737	10	1937	14	35668
Sep	7	1109	23	742	10	2036	14	36119

Source: (i) M/o. Industries & Production
(ii) Provincial Bureaus of Statistics
(iii) Pakistan Electronic Manufacturer Association(PEMA)

6. MONEY & CREDIT

6.1 Reserve Money

(Million Rupees)

Components	2010-11	2011-12	2012-13	2013-14	2014-15
A. Currency in Circulation	1501411	1673746	1,939,267	2177873	2554749
B. Cash in Tills	104852	110055	110,867	139490	160299
C. Other Deposits with SBP	10145	8899	10,523	13147	15153
D. Bank Deposits	349434	396172	475,648	530746	413234
Reserve Money (A+B+C+D)	1965842	2188872	2,536,305	2861256	3143436
Factor affecting Reserve Money (RM)					
A. Government Sector(1+2)	1222060	1727905	2235863	2432250	1958090
1. Budgetary Borrowings	1200660	1706008	2,212,823	2409794	1935691
2. Others	21400	21897	23,040	22456	22399
B. Non-Govt. Sector (1+2+3)	309342	284061	295,111	494563	397849
1. Claims on Scheduled Banks (a+b+c+d+e)	315182	288789	300,649	500041	403671
a. Agriculture Sector	53228	52131	52,278	51923	52026
b. Industrial Sector	41943	42336	41,057	42833	39405
c. Export Sector	190460	164768	177,756	160553	193124
d. Housing Sector	--	--	--	--	--
e. Others	29551	29554	29,557	244731	119116
2. Claims on NBFIs	18075	19187	18,537	18597	18252
3. Special a/c debt Repayment	-23915	-23915	-24,075	-24075	-24075
C. Other Items (Net)	-179695	-211666	-128,620	-555023	58546
D. Net Domestic Assets (A+B+C)	1351707	1800300	2,402,354	2371790	2414485
E. Net Foreign Assets	614134	388572	133,951	489467	728951
F. Reserve Money (D+E)	1965841	2188872	2,536,305	2861256	3143436

Contd.

6.1 Reserve Money

(Million Rupees)

Components	2014			
	Sep.	Oct.	Nov.	Dec.
A. Currency in Circulation	2261802	2328532	2338976	2301599
B. Cash in Tills	135383	134652	134601	137995
C. Other Deposits with SBP1	13851	13078	13007	12904
D. Bank Deposits	380463	514917	417680	328786
Reserve Money (A+B+C+D)	2791499	2991180	2904264	2781284
Factor Affecting Reserve Money (RM)				
A. Government Sector(1+2)	2358827	2503978	2163013	2008988
1. Budgetary Borrowings	2338664	2483292	2142385	1988544
2. Others	20163	20686	20627	20444
B. Non-Govt. Sector (1+2+3)	499753	531869	544453	555116
1. Claims on Scheduled Banks(a+b+c+d+e)	505393	537484	550139	560850
a. Agriculture Sector	51752	51709	51636	51597
b. Industrial Sector	42260	43819	43427	43143
c. Export Sector	163057	193633	206752	212267
d. Housing Sector	--	--	--	--
e. Others	248324	248324	248324	253843
2. Claims on NBFIs	18436	18460	18389	18340
3. Special a/c debt Repayment	-24075	-24075	-24075	-24075
C. Other Items (Net)	-548711	-496969	-223768	-337829
D. Net Domestic Assets (A+B+C)	2309869	2538878	2483698	2226275
E. Net Foreign Assets	481629	452302	420565	555009
F. Reserve Money (D+E)	2791499	2991180	2904263	2781284

Contd.

6.1 Reserve Money

(Million Rupees)

Components	2015			
	Jan.	Feb.	Mar.	Apr.
A. Currency in Circulation	2370898	2404755	2411394	2449972
B. Cash in Tills	120390	126356	145140	130645
C. Other Deposits with SBP1	11553 r	11656 r	11602 r	14185 r
D. Bank Deposits	541019	483713	430530	534926
Reserve Money (A+B+C+D)	3043859 r	3026479 r	2998666 r	3129729 r
Factor Affecting Reserve Money (RM)				
A. Government Sector(1+2)	1980173 r	1821978 r	1678805 r	1681963 r
1. Budgetary Borrowings	1990485 r	1832482 r	1689019 r	1692251 r
2. Others	-10312 r	-10504	-10214	-10288
B. Non-Govt. Sector (1+2+3)	556558	551848	493378 r	387836
1. Claims on Scheduled Banks(a+b+c+d+e)	562193	557418	499065	393511
a. Agriculture Sector	51500	51495	51467	51456
b. Industrial Sector	43140	41976	42451	42171
c. Export Sector	213710	210103	204373	205043
d. Housing Sector	--	--	--	--
e. Others	253843	253843	200774	94841
2. Claims on NBFIs	18440	18505	18387	18399
3. Special a/c debt Repayment	-24075	-24075	-24075	-24075
C. Other Items (Net)	-37140	6241	182382 r	319046 r
D. Net Domestic Assets (A+B+C)	2499592 r	2380068 r	2354565 r	2388845 r
E. Net Foreign Assets	544268 r	646412 r	644101 r	740884 r
F. Reserve Money (D+E)	3043859 r	3026479 r	2998666 r	3129729 r

Contd.

6.1 Reserve Money

(Million Rupees)

Components	2015				
	May	Jun.	Jul.	Aug.	Sep.
A. Currency in Circulation	2489368	2554749	2728926	2702297	2970420
B. Cash in Tills	136966	160299	166501	145992	164913
C. Other Deposits with SBP1	14235 r	13747 r	13673	13696	13594
D. Bank Deposits	579565	413234	533083	530203	335204
Reserve Money (A+B+C+D)	3220133 r	3142030 r	3442183	3392188	3484130
Factor Affecting Reserve Money (RM)					
A. Government Sector(1+2)	2120749 r	1919064 r	2014613	1779814	1610543
1. Budgetary Borrowings	2130215 r	1928868 r	2027843	1793385	1622508
2. Others	-9466	-9803	-13230	-13571	-11965
B. Non-Govt. Sector (1+2+3)	397807	394911 r	391103	370347	380338
1. Claims on Scheduled Banks(a+b+c+d+e)	403448	400734 r	397372	376689	386733
a. Agriculture Sector	51472	52026	52077	52073	52030
b. Industrial Sector	42449	39405	35889	34658	37137
c. Export Sector	199651	193124	193168	173661	184426
d. Housing Sector	--	--	--	--	--
e. Others	109876	116178 r	116238	116296	113140
2. Claims on NBFIs	18434	18252	17887	17902	17848
3. Special a/c debt Repayment	-24075	-24075	-24156	-24244	-24244
C. Other Items (Net)	18277 r	105639 r	283461	491000	619963
D. Net Domestic Assets (A+B+C)	2536833 r	2419615 r	2689177	2641161	2610844
E. Net Foreign Assets	683301 r	722415 r	753006	751027	873286
F. Reserve Money (D+E)	3220133 r	3142030 r	3442183	3392188	3484130

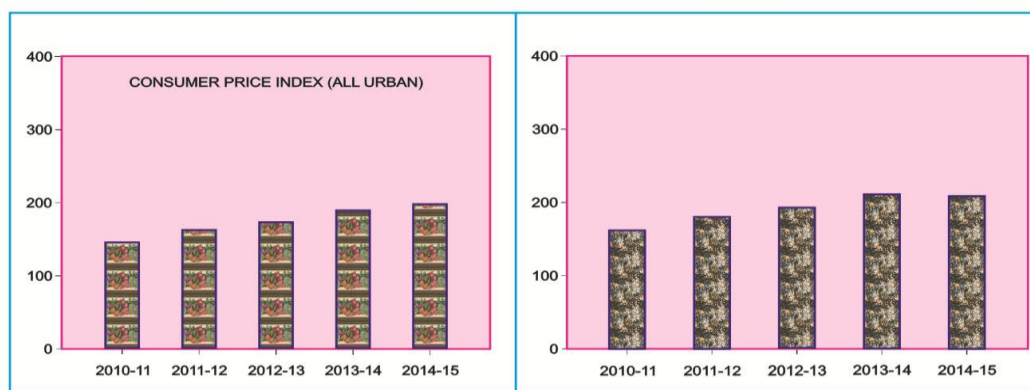
Note: 1) Excluding IMP A/c Nos. 1,2 & SAF A/c loan, counterpart funds and deposits of foreign, government, Central Bank, international organizations and deposit money banks
2) Source agency has made some changes in table Monetary Statistics and renamed as Reserve Money
3) P = Provisional

7. PRICE

7.1 Price Indices (General) with Percentage Change

Year / month	Consumer price index (all urban)		Wholesale Price Index	
	index	Annual/monthly rate of change (%)	index	Annual/monthly rate of change (%)
(2007-08 = 100)				
2010-11	146.45	13.66	164.17	21.25
2011-12	162.57	11.01	181.29	10.42
2012-13	174.53	7.36	194.61	7.35
2013-14	189.58	8.62	210.48	8.15
2014-15	198.16	4.53	209.85	-0.30
2014 Sep	199.40	0.35	215.06	0.15
Oct	199.81	0.21	214.39	-0.31
Nov	198.80	-0.51	212.26	-0.99
Dec	196.79	-1.01	208.25	-1.89
2015 Jan	196.95	0.08	206.11	-1.03
Feb	195.13	-0.92	203.86	-1.09
Mar	195.57	0.23	203.89	0.01
Apr	198.16	1.32	205.65	0.86
May	199.66	0.76	207.92	1.10
Jun	200.89	0.62	210.37	1.18
Jul	201.76	0.43	209.53	-0.40
Aug	202.25	0.68	208.42	-0.93
Sep	202.04	-0.10	207.60	-0.46

PRICE INDICES (GENERAL)
(2007-08=100)



7.2 Combined Sensitive Price Indicator (SPI) by Quantile

Year/Month	Quantile					
	Q.1	Q.2	Q.3	Q.4	Q.5	Q.6
(2007-08=100)						
2010 - 11	159.47	161.21	160.54	166.27	168.82	164.03
2011 - 12	170.77	174.11	173.67	181.09	185.59	178.67
2012 - 13	184.04	190.29	189.05	190.39	190.78	189.61
2013 - 14	201.15	206.95	208.93	210.70	209.74	208.66
2014 - 15	204.66	210.75	213.79	215.40	212.95	212.61
2014 Sep	209.27	215.18	217.82	219.55	217.76	217.06
Oct	209.21	215.07	217.61	219.21	217.14	216.67
Nov	206.84	212.73	215.65	217.17	214.69	214.45
Dec	203.70	209.85	213.06	214.64	212.03	211.76
2015 Jan	201.92	208.09	211.30	212.83	210.03	209.89
Feb	199.92	205.79	208.78	209.92	206.59	206.98
Mar	199.92	205.81	208.83	209.99	206.70	207.05
Apr	200.70	206.77	209.95	211.37	208.40	208.42
May	203.33	209.62	212.99	214.56	211.53	211.48
Jun	205.34	211.83	215.43	217.37	214.82	214.29
Jul	206.04	212.55	216.19	218.21	215.76	215.13
Aug	205.65	211.92	215.53	217.42	214.77	214.33
Sep	206.58	213.25	215.45	219.00	215.80	215.23

7.3 Combined Consumer Price Index Numbers by Commodity Groups

Year/ month	General	Food & Non - Alcoholic Beverages	Alcoholic Beverages Tobacco	Clothing & Footwea r	Housing water, Elec,Gas Fuels	H.hold Equip & Repair, Maintai- nance	Health	Trans- port	Commun i-cation	Recre- ation & Culture	Educa- tion	Restau & Hotels	Miscellne- ous goods & services
(2007-08=100)													
2010-11	146.45	164.61	151.64	133.35	135.27	135.59	123.79	149.01	122.47	134.62	128.17	164.04	152.45
2011-12	162.57	182.77	165.01	153.45	146.17	160.28	137.97	171.39	122.94	145.35	143.83	185.82	181.47
2012-13	174.53	195.05	191.02	175.58	151.34	179.87	156.56	186.43	126.16	169.07	156.69	203.63	199.49
2013-14	189.58	211.75	223.38	198.01	164.60	195.85	167.15	195.15	129.76	183.77	172.57	228.61	210.15
2014-15	198.16	217.32	269.93	213.82	174.93	208.68	176.19	187.22	130.09	190.29	196.40	244.58	221.13
2014 Sep	199.40	221.77	266.59	210.97	171.70	207.21	174.47	205.10	129.85	189.34	191.93	242.00	219.39
Oct	199.81	221.33	266.62	211.10	173.39	207.48	174.95	204.84	129.85	189.39	192.41	242.78	220.36
Nov	198.80	220.25	266.65	213.01	174.01	208.26	175.37	190.59	129.99	189.55	192.41	242.78	220.35
Dec	196.79	215.18	266.63	213.88	174.04	208.8	176.31	185.17	130.13	189.6	192.41	244.59	220.73
2015 Jan	196.95	214.11	266.62	214.32	176.51	209.37	176.97	181.22	130.13	189.63	192.41	244.90	221.30
Feb	195.13	209.81	266.63	214.49	176.51	209.72	177.16	175.39	130.27	189.67	192.41	246.22	222.81
Mar	195.57	210.96	266.63	215.06	176.51	209.89	177.26	175.14	130.27	189.80	192.50	247.22	222.57
Apr	198.16	214.18	266.65	217.17	177.73	211.06	178.21	176.70	130.29	192.74	209.17	247.73	223.99
May	199.66	218.32	268.97	217.58	177.75	210.84	178.22	176.82	130.29	192.98	209.17	248.45	223.08
Jun	200.89	219.66	304.76	218.56	177.76	211.59	178.55	178.59	130.30	192.98	209.17	249.24	223.37
Jul	201.76	219.76	309.83	219.65	179.77	213.53	178.91	178.62	130.35	193.01	209.17	249.70	223.13
Aug	202.25	220.51	309.90	220.27	180.31	214.22	179.01	178.02	130.36	193.03	209.23	250.26	223.88
Sep	202.04	219.41	309.97	220.68	181.10	214.88	179.51	175.60	130.36	193.41	209.22	251.29	224.64

**7.4: Consumer Price Index Numbers by Major Groups
and Selected Commodities
(2007-2008=100)**

Item and Specification	Weight	Index Numbers			% Change in Sept.,2015 over			
		Sept., 2015	Aug., 2015	Sept, 2014	Aug., 2015	Sept., 2014		
<i>General</i>	100.0000	202.04	202.25	199.40	-	0.10	+	1.32
<i>Food and non-alcoholic Beverages</i>	34.8343	219.41	220.51	221.77	-	0.50	-	1.06
1 Wheat	0.3477	193.88	194.04	209.37	-	0.08	-	7.40
2 Wheat Flour	4.1648	208.52	208.24	222.34	+	0.13	-	6.22
3 Wheat Product	0.0959	212.74	212.75	218.67	+	0.00	-	2.71
4 Besan	0.1500	240.09	236.90	170.88	+	1.35	+	40.50
5 Rice	1.5821	170.56	174.03	195.91	-	1.99	-	12.94
6 Cereals	0.1563	244.01	243.87	238.08	+	0.06	+	2.49
7 Bakery & Confectionary	1.1550	209.68	209.48	206.01	+	0.10	+	1.78
8 Nimco	0.4574	241.24	240.88	235.78	+	0.15	+	2.32
9 Meat	2.4303	254.88	252.42	242.68	+	0.97	+	5.03
10 Chicken	1.3596	157.49	189.75	179.10	-	17.00	-	12.07
11 Fish	0.2970	212.73	211.30	215.15	+	0.68	-	1.12
12 Milk Fresh	6.6800	256.67	255.57	245.51	+	0.43	+	4.55
13 Milk Products	0.6338	248.48	247.22	241.27	+	0.51	+	2.99
14 Milk Powder	0.1129	226.90	227.17	224.30	-	0.12	+	1.16
15 Eggs	0.4555	189.42	196.17	214.36	-	3.44	-	11.63
16 Mustard Oil	0.0952	153.79	153.77	159.12	+	0.01	-	3.35
17 Cooking Oil	1.7538	137.91	141.58	161.97	-	2.59	-	14.85
18 Vegetable Ghee	2.0714	138.19	140.34	156.72	-	1.53	-	11.82
19 Dry Fruits	0.2543	249.61	250.52	237.15	-	0.36	+	5.25
20 Fresh Fruits	1.8649	219.82	240.08	216.18	-	8.44	+	1.68
21 Pulse Masoor	0.2712	197.64	195.95	181.03	+	0.86	+	9.18
22 Pulse Moong	0.2336	295.41	298.00	279.56	-	0.87	+	5.67
23 Pulse Mash (Washed)	0.2098	266.81	256.02	222.97	+	4.21	+	19.66
24 Pulse Gram	0.2361	249.32	245.70	167.35	+	1.47	+	48.98
25 Gram Whole	0.1616	207.48	205.35	179.24	+	1.04	+	15.76
26 Beans	0.0269	232.23	234.52	242.22	-	0.98	-	4.12
27 Potatoes	0.4598	189.18	182.67	473.29	+	3.56	-	<u>60.03</u>
28 Onion	0.5239	309.49	247.23	256.60	+	25.18	+	20.61
29 Tomatoes	0.4318	174.35	197.35	226.41	-	11.65	-	22.99
30 Fresh Vegetables	1.7105	258.41	253.47	250.69	+	1.95	+	3.08
31 Sugar	1.0445	229.84	233.44	218.34	-	1.54	+	5.27
32 Gur	0.0220	290.46	285.83	267.14	+	1.62	+	8.73
33 Honey	0.0446	304.38	304.35	299.51	+	0.01	+	1.63
34 SweetMeat	0.2483	238.02	237.20	229.84	+	0.35	+	3.56
35 Beverages	1.1990	217.39	215.71	209.36	+	0.78	+	3.84
36 Jam, Tomato Ketchup & Pickles	0.2454	211.13	210.53	198.62	+	0.28	+	6.30
37 Condiments	0.2656	258.47	258.10	250.05	+	0.14	+	3.37
38 Spices	0.5441	238.44	238.09	230.32	+	0.15	+	3.53
39 Tea	0.8377	262.29	252.00	209.82	+	4.08	+	25.01
<i>Alcoholic Beverages, Tobacco</i>	1.4135	309.97	309.90	266.59	+	0.02	+	16.27
40 Cigarettes	1.3906	311.47	311.47	267.63	+	0.00	+	16.38
41 Betel Leaves & Nuts	0.0229	218.57	214.46	203.45	+	1.92	+	7.43
<i>Clothing and footwear</i>	7.5708	220.68	220.27	210.97	+	0.19	+	4.60
42 Cotton Cloth	1.7286	215.25	214.33	206.89	+	0.43	+	4.04
43 Woolen Cloth	0.8759	236.31	236.10	228.99	+	0.09	+	3.20
44 Readymade Garments	0.9739	225.96	225.84	212.38	+	0.05	+	6.39
45 Woolen Readymade Garments	0.3964	240.86	240.86	218.60	+	0.00	+	10.18
46 Hosiery	0.5094	234.19	233.85	222.19	+	0.15	+	5.40

Contd.

7.4: Consumer Price Index Numbers by Major Groups and Selected Commodities (2007-2008=100)

Item and Specification	Weight	Index Numbers			% Change in Sept.,2015 over			
		Sept., 2015	Aug., 2015	Sept, 2014	Aug., 2015	Sept., 2014		
47 Dopatta	0.4412	234.33	233.88	226.62	+	0.19	+	3.40
48 Cleaning and Laundry	0.2110	242.25	239.56	233.42	+	1.12	+	3.78
49 Tailoring	0.8840	278.92	278.68	258.78	+	0.09	+	7.78
50 Footwear	1.5504	164.97	164.95	164.05	+	0.01	+	0.56
<i>Housing, water, Elec., Gas and other fuels</i>	<i>29.4149</i>	<i>181.10</i>	<i>180.31</i>	<i>171.70</i>	+	<i>0.44</i>	+	<i>5.47</i>
51 House Rent	21.8149	168.87	168.87	159.82	+	0.00	+	5.66
52 Construction Input Items	0.5623	241.38	240.99	236.34	+	0.16	+	2.13
53 Construction Wage Rates	0.3331	218.33	216.01	202.74	+	1.07	+	7.69
54 Water Supply	0.4971	149.92	149.92	149.92	+	0.00	+	0.00
55 Electricity	4.3985	238.10	238.10	227.44	+	0.00	+	4.69
56 Gas	1.5756	158.08	143.81	143.81	+	9.92	+	9.92
57 Kerosene Oil	0.0057	207.65	216.11	278.65	-	3.91	-	25.48
58 Firewood Whole	0.2277	275.90	275.90	265.66	+	0.00	+	3.85
<i>Furnishing and household equipment maintenance</i>	<i>4.2082</i>	<i>214.88</i>	<i>214.22</i>	<i>207.21</i>	+	<i>0.31</i>	+	<i>3.70</i>
59 Furniture	0.3315	206.58	206.08	198.64	+	0.24	+	4.00
60 Household Textiles	0.6489	212.12	211.55	202.95	+	0.27	+	4.52
61 Household Equipment	0.5936	175.57	175.47	171.62	+	0.06	+	2.30
62 Utensils	0.3212	217.57	216.86	208.66	+	0.33	+	4.27
63 Plastic Products	0.2547	204.10	203.54	197.49	+	0.28	+	3.35
64 Washing Soaps & Detergents	0.7893	224.73	224.99	221.85	-	0.12	+	1.30
65 Sewing Needle & Dr Cell	0.1496	200.63	200.00	182.30	+	0.31	+	10.05
66 Household Servant	1.0432	236.72	234.86	225.81	+	0.79	+	4.83
67 Marriage Hall Charges	0.0762	232.49	232.28	226.93	+	0.09	+	2.45
<i>Health</i>	<i>2.1868</i>	<i>179.51</i>	<i>179.01</i>	<i>174.47</i>	+	<i>0.28</i>	+	<i>2.89</i>
68 Drugs & Medicines	1.2667	149.01	148.93	146.53	+	0.05	+	1.69
69 Medical Equipments	0.0080	226.26	226.26	221.31	+	0.00	+	2.24
70 Doctor (MBBS) Clinic Fee	0.5904	244.44	242.85	235.89	+	0.65	+	3.62
71 Medical Tests	0.3217	179.27	179.13	170.57	+	0.08	+	5.10
<i>Transport</i>	<i>7.2023</i>	<i>175.60</i>	<i>178.02</i>	<i>205.10</i>	-	<i>1.36</i>	-	<i>14.38</i>
72 Motor Vehicles	0.6630	163.02	163.39	163.72	-	0.23	-	0.43
73 Motor Vehicle Accessories	0.2439	226.83	226.83	229.28	+	0.00	-	1.07
74 Motor Fuel	3.0269	147.25	153.01	189.43	-	3.76	-	22.27
75 Mechanical Service	0.4552	217.59	216.92	207.03	+	0.31	+	5.10
76 Motor Vehicle Tax	0.1099	210.18	210.18	210.18	+	0.00	+	0.00
77 Transport Services	2.7034	197.35	197.35	230.09	+	0.00	-	14.23
<i>Communication</i>	<i>3.2198</i>	<i>130.36</i>	<i>130.36</i>	<i>129.85</i>	+	<i>0.00</i>	+	<i>0.39</i>
78 Postal Services	0.0662	229.93	229.93	216.26	+	0.00	+	6.32
79 Communication & Apparatus	3.1536	128.27	128.27	128.03	+	0.00	+	0.19
<i>Recreation and culture</i>	<i>2.0227</i>	<i>193.41</i>	<i>193.03</i>	<i>189.34</i>	+	<i>0.20</i>	+	<i>2.15</i>
80 Recreation & Culture	0.8634	128.25	128.25	127.81	+	0.00	+	0.34
81 Text Books	0.5706	290.62	290.62	280.89	+	0.00	+	3.46
82 Newspapers	0.1934	175.42	175.42	175.42	+	0.00	+	0.00
83 Stationery	0.3953	204.23	202.25	198.41	+	0.98	+	2.93
<i>Education</i>	<i>3.9431</i>	<i>209.22</i>	<i>209.23</i>	<i>191.93</i>	+	<i>0.00</i>	+	<i>9.01</i>
84 Education	3.9431	209.22	209.23	191.93	+	0.00	+	9.01
<i>Restaurants and hotels</i>	<i>1.2286</i>	<i>251.29</i>	<i>250.26</i>	<i>242.00</i>	+	<i>0.41</i>	+	<i>3.84</i>
85 Readymade Food	1.2286	251.29	250.26	242.00	+	0.41	+	3.84
<i>Misc. goods and services</i>	<i>2.7550</i>	<i>224.64</i>	<i>223.88</i>	<i>219.39</i>	+	<i>0.34</i>	+	<i>2.39</i>
86 Personal Care	1.4935	209.07	208.36	203.47	+	0.34	+	2.75
87 Cosmetics	0.3853	192.70	191.82	183.51	+	0.46	+	5.01
88 Blades	0.0322	190.75	188.25	184.82	+	1.33	+	3.21
89 Personal Equipments	0.8440	268.09	267.34	265.25	+	0.28	+	1.07

**7.5 Combined Consumer Price Index Numbers by Quintiles
and Major Commodity Groups
September, 2015
(2007-2008=100)**

Income Quintiles	General	Food & non-alcoholic Beverages	Alcoholic Beverages, Tobacco	Clothing & footwear	Housing, water, Elec., Gas & other fuels	Furnishing & household equipment maintenance	Health	Transport	Communication	Recreation & culture	Education	Restaurants & hotels	Misc. goods & services
------------------	---------	--------------------------------	------------------------------	---------------------	--	--	--------	-----------	---------------	----------------------	-----------	----------------------	------------------------

All Urban Combined

Aggregate	202.04	219.41	309.97	220.68	181.10	214.88	179.51	175.60	130.36	193.41	209.22	251.29	224.64
Income Quintile 1	203.10	217.43	320.53	218.64	167.28	215.52	172.49	186.84	118.60	208.10	221.38	250.43	224.54
Income Quintile 2	205.31	218.34	319.95	218.90	179.84	214.20	175.07	180.55	118.63	205.63	219.00	251.40	223.37
Income Quintile 3	204.46	218.77	318.59	219.42	179.89	212.00	176.88	177.96	120.62	201.88	213.89	251.23	223.69
Income Quintile 4	205.20	219.34	317.36	220.28	186.80	210.50	179.54	173.88	124.98	196.32	213.67	251.11	223.49
Income Quintile 5	199.71	220.45	298.49	222.09	182.07	216.36	182.14	175.14	135.83	186.81	206.48	251.42	225.61

**7.6 Combined Consumer Price Index Numbers by Quintile,
Major Commodity Groups for Selected Cities
September, 2015
(2007-2008=100)**

Cities	General	Food & non-alcoholic Beverages	Alcoholic Beverages, Tobacco	Clothing & footwear	Housing, water, Elec., Gas & other fuels	Furnishing & household equipment maintenance	Health	Transport	Communication	Recreation & culture	Education	Restaurants & hotels	Misc. goods & services
--------	---------	--------------------------------	------------------------------	---------------------	--	--	--------	-----------	---------------	----------------------	-----------	----------------------	------------------------

Income Quintile 1

Rawalpindi	213.87	227.75	337.17	233.62	190.50	226.18	199.87	198.11	104.44	221.57	276.77	247.82	218.10
Islamabad	217.22	228.13	329.65	228.47	169.09	233.38	200.14	201.77	111.29	309.01	675.44	226.45	225.06
Lahore	195.60	223.91	306.70	203.76	145.43	235.00	188.84	173.83	104.49	217.34	203.77	233.61	279.15
Gujranwala	197.87	213.86	328.56	206.86	167.72	234.44	155.62	171.46	111.41	226.35	162.24	237.05	207.21
Sialkot	192.52	212.53	336.40	172.66	162.20	179.79	141.40	189.67	115.82	305.07	187.03	210.00	198.01
Faisalabad	199.86	213.89	327.28	192.10	176.75	194.28	162.73	185.86	124.07	237.51	159.63	258.87	202.93
Multan	200.52	213.01	317.69	202.61	174.97	207.76	161.51	176.60	137.90	226.97	179.95	248.60	202.39
Sargodha	216.86	213.78	334.92	212.79	221.64	249.50	168.92	230.65	111.88	250.83	183.98	317.39	219.31
Bahawalpur	212.81	211.99	317.37	245.40	203.10	221.45	157.96	176.90	175.92	264.24	217.98	218.32	209.06
Karachi	196.45	213.08	327.49	230.06	148.79	245.61	160.09	155.16	117.33	203.47	173.86	249.70	260.28
Hyderabad	192.19	216.89	328.19	191.07	146.32	183.57	164.04	176.19	112.63	172.97	222.50	236.42	199.76
Sukkur	202.09	211.86	317.43	234.02	164.28	211.10	152.63	161.69	111.36	170.52	320.08	263.05	204.40
Larkana	207.72	209.26	328.31	214.45	197.23	221.40	258.98	165.53	125.28	180.15	180.73	263.19	268.09
Peshawar	211.43	215.97	326.06	264.12	171.83	241.27	209.00	196.29	113.13	274.78	277.77	254.04	293.43
Bannu	209.15	216.19	301.21	201.00	208.32	238.89	155.12	157.02	109.98	230.47	189.18	289.37	234.00
Quetta	192.04	203.51	350.29	177.52	172.17	178.67	166.69	211.08	124.60	176.72	243.72	235.73	211.49
Khuzdar	197.20	205.59	321.44	208.06	169.21	208.65	174.43	186.31	131.06	165.65	183.07	352.50	198.11

Income Quintile 2

Rawalpindi	217.19	229.25	335.94	232.84	196.04	226.56	202.84	217.23	106.14	255.82	288.23	247.41	219.00
Islamabad	212.95	227.86	337.99	236.61	165.73	228.29	188.09	180.62	108.89	232.90	578.02	233.62	216.61
Lahore	194.76	223.59	311.79	202.49	147.97	239.44	181.63	164.45	104.10	217.53	210.94	235.07	272.61
Gujranwala	197.07	213.33	331.78	203.11	171.76	226.70	154.39	167.95	112.28	241.94	150.79	254.13	207.34
Sialkot	190.16	209.98	332.98	177.01	165.87	178.28	145.35	176.74	121.63	333.76	184.88	209.76	186.34
Faisalabad	197.71	213.15	329.73	193.64	180.46	200.10	161.43	175.12	118.84	230.58	149.60	248.05	202.96
Multan	200.31	214.99	317.44	201.83	179.45	203.71	158.08	167.51	130.84	233.92	179.17	245.22	201.31
Sargodha	217.40	213.74	328.90	212.77	227.12	251.34	173.78	202.37	105.24	261.79	198.68	307.04	223.39
Bahawalpur	211.06	212.32	316.20	239.12	205.71	226.59	163.27	161.40	175.25	255.30	191.73	215.39	207.78
Karachi	197.55	214.72	325.53	225.24	153.48	235.55	158.93	157.63	121.22	198.72	178.73	251.10	247.40
Hyderabad	192.88	217.09	326.74	192.20	150.90	186.01	168.15	176.95	113.84	167.21	262.71	238.19	199.45
Sukkur	202.12	212.40	307.78	233.55	169.20	206.65	155.40	163.40	108.78	172.08	309.03	263.35	203.29
Larkana	212.12	214.82	328.39	216.95	201.66	215.40	268.30	170.20	131.60	180.37	182.55	264.43	265.05
Peshawar	211.29	217.22	332.26	266.11	176.03	237.89	203.22	186.49	120.58	250.33	253.56	253.57	287.26
Bannu	205.97	214.50	293.52	200.37	206.20	232.89	154.88	155.70	114.97	218.32	197.07	278.28	248.46
Quetta	192.68	205.20	342.97	179.73	176.67	180.58	167.54	184.21	119.60	178.95	219.37	235.24	209.56
Khuzdar	195.78	206.89	311.04	207.23	160.10	220.23	181.35	169.18	134.13	176.58	178.97	348.01	194.08

Contd.

**7.6 Combined Consumer Price Index Numbers by Quintile,
Major Commodity Groups for Selected Cities
September, 2015
(2007-2008=100)**

Cities	General	Food & non-alcoholic Beverages	Alcoholic Beverages, Tobacco	Clothing & footwear	Housing, water, Elec., Gas & other fuels	Furnishing & household equipment maintenance	Health	Transport	Communication	Recreation & culture	Education	Restaurants & hotels	Misc. goods & services
--------	---------	--------------------------------	------------------------------	---------------------	--	--	--------	-----------	---------------	----------------------	-----------	----------------------	------------------------

Income Quintile 3

Rawalpindi	216.47	228.01	329.17	235.69	194.06	224.44	212.00	192.85	110.45	242.03	284.34	250.22	224.03
Islamabad	212.77	228.65	312.77	230.22	159.52	225.59	182.40	182.65	113.01	221.18	729.12	225.28	232.03
Lahore	193.12	224.85	309.19	203.48	138.18	239.98	182.49	162.79	107.18	218.33	199.41	232.88	273.17
Gujranwala	194.24	212.58	330.01	207.36	162.98	220.56	153.56	158.85	116.83	216.47	151.17	236.99	206.61
Sialkot	189.00	209.45	314.04	178.46	159.35	184.27	144.61	164.05	128.72	307.01	176.52	204.26	187.25
Faisalabad	195.24	213.36	322.70	193.34	173.54	200.01	161.56	168.98	120.17	228.78	151.63	236.88	203.71
Multan	198.34	214.79	316.17	200.53	173.34	196.69	159.60	166.12	133.88	224.14	171.06	240.96	201.63
Sargodha	215.31	211.48	325.92	213.47	232.78	250.85	167.35	185.18	110.50	254.58	177.83	315.07	222.38
Bahawalpur	210.79	212.77	321.82	242.78	202.72	228.66	157.07	159.32	175.76	241.67	196.69	215.20	210.36
Karachi	197.31	215.29	327.72	222.67	145.27	229.92	157.19	158.47	123.08	195.95	183.30	253.41	243.93
Hyderabad	190.19	216.85	326.09	193.64	139.24	187.33	167.02	174.20	123.27	172.14	256.30	239.63	201.46
Sukkur	199.16	212.23	307.01	234.33	157.40	208.34	148.75	159.61	110.30	172.83	311.31	258.52	202.52
Larkana	212.08	217.03	313.56	214.70	199.99	213.38	255.05	169.03	132.87	179.61	181.96	261.94	285.77
Peshawar	208.30	216.32	320.69	266.85	168.64	238.79	200.21	191.02	119.17	229.97	266.09	254.60	276.30
Bannu	204.88	215.70	300.86	207.83	202.41	220.92	157.43	150.28	117.65	206.56	182.59	278.31	246.58
Quetta	190.24	205.08	327.37	179.89	171.97	180.44	168.51	169.03	118.98	176.01	232.66	229.31	204.41
Khuzdar	193.37	209.48	307.24	202.21	149.58	217.02	188.08	162.40	136.42	172.32	177.92	340.93	195.24

Income Quintile 4

Rawalpindi	216.98	228.34	324.91	239.32	200.10	229.05	214.02	191.77	112.67	219.68	258.08	251.94	229.64
Islamabad	214.57	229.58	309.17	230.04	166.29	225.49	193.45	184.85	123.81	208.31	645.38	227.15	227.78
Lahore	192.79	225.38	304.75	202.83	152.91	238.59	179.05	158.02	111.93	208.58	197.55	230.62	270.75
Gujranwala	194.30	211.66	321.66	209.64	174.77	206.33	157.55	154.61	122.28	215.04	151.44	237.91	201.74
Sialkot	190.81	210.56	320.51	180.40	174.63	179.00	144.59	163.71	136.20	274.50	175.59	201.72	185.63
Faisalabad	193.71	213.86	323.22	194.22	182.95	199.88	159.94	159.50	123.02	211.76	143.43	238.80	206.44
Multan	199.32	215.61	311.18	202.08	187.19	196.66	155.50	161.86	136.55	212.85	173.44	235.87	205.61
Sargodha	215.64	212.58	319.50	215.18	233.65	259.43	168.55	176.73	116.43	283.43	169.15	313.59	223.78
Bahawalpur	209.12	212.63	314.85	240.71	208.90	223.90	159.85	155.95	175.41	234.36	196.82	209.61	212.09
Karachi	197.99	215.90	327.98	223.18	158.82	238.40	156.94	158.51	127.17	193.28	187.96	254.02	242.21
Hyderabad	191.44	217.89	323.75	193.89	154.94	186.03	167.76	169.51	129.35	173.06	253.80	239.58	203.71
Sukkur	201.62	214.36	295.10	234.15	173.47	209.20	152.29	155.95	116.83	171.73	310.09	257.65	205.68
Larkana	216.22	222.87	286.87	213.54	207.54	212.58	266.66	165.68	140.56	179.25	199.71	262.82	299.66
Peshawar	209.35	218.46	313.74	267.06	179.70	230.94	212.85	183.25	124.35	229.53	251.74	257.22	271.64
Bannu	206.45	216.66	307.24	212.66	202.25	230.35	156.64	153.71	118.25	196.21	180.15	279.78	251.19
Quetta	191.76	205.22	318.30	183.84	180.19	179.30	167.89	171.18	121.79	172.30	241.74	228.83	199.79
Khuzdar	197.24	211.22	315.64	203.29	167.52	224.99	187.13	161.66	139.23	173.24	175.87	328.49	202.76

Contd.

7.6 Combined Consumer Price Index Numbers by Quintile, Major Commodity Groups for Selected Cities September, 2015 (2007-2008=100)

Cities	General	Food & non-alcoholic Beverages	Alcoholic Beverages, Tobacco	Clothing & footwear	Housing, water, Elec., Gas & other fuels	Furnishing & household equipment maintenance	Health	Transport	Communication	Recreation & culture	Education	Restaurants & hotels	Misc. goods & services
--------	---------	--------------------------------	------------------------------	---------------------	--	--	--------	-----------	---------------	----------------------	-----------	----------------------	------------------------

Income Quintile 5

Rawalpindi	217.46	231.05	295.01	238.79	201.82	228.62	205.04	196.12	125.15	203.38	273.12	248.44	255.72
Islamabad	206.90	230.40	283.44	232.08	164.75	232.60	195.89	198.00	128.33	201.67	404.30	230.76	244.71
Lahore	189.08	227.83	272.36	205.48	153.19	235.26	179.28	167.30	125.51	200.87	189.98	236.74	267.42
Gujranwala	190.75	212.44	302.74	212.88	176.20	186.63	155.08	157.53	133.76	194.91	147.55	232.89	206.49
Sialkot	187.44	211.31	294.30	182.60	173.62	176.69	149.84	166.48	138.04	250.85	169.65	204.99	190.30
Faisalabad	190.70	214.98	299.78	193.54	183.28	207.67	155.73	164.72	129.99	202.26	161.90	224.79	210.81
Multan	194.90	218.43	274.72	201.11	187.86	188.37	154.02	168.46	138.76	206.56	172.15	236.17	206.23
Sargodha	220.26	213.50	324.28	225.74	234.15	362.39	163.79	176.24	125.23	242.24	165.41	318.15	236.00
Bahawalpur	208.24	215.47	269.22	240.99	209.61	226.44	154.05	163.95	176.03	230.52	199.95	207.60	217.11
Karachi	198.07	217.74	312.12	226.05	157.58	324.91	157.77	172.26	138.50	184.66	193.03	257.03	241.30
Hyderabad	188.25	219.26	302.10	196.57	156.16	173.91	166.49	174.15	138.48	163.98	243.97	241.21	208.09
Sukkur	200.24	216.07	273.84	234.01	174.64	201.77	147.64	160.36	127.76	170.17	336.95	256.01	208.28
Larkana	215.15	223.43	270.69	213.31	209.22	208.39	278.51	167.28	144.29	168.69	255.29	260.95	281.79
Peshawar	204.54	220.01	287.81	264.35	178.26	225.04	193.08	189.04	130.18	190.01	252.73	253.93	256.50
Bannu	200.56	216.00	310.04	203.59	203.38	202.62	151.85	141.25	121.19	201.81	209.69	296.08	231.65
Quetta	191.65	206.49	278.39	183.67	182.94	166.31	161.82	173.02	129.25	169.68	242.79	234.93	203.01
Khuzdar	195.09	213.64	264.15	209.08	160.47	221.32	175.56	157.60	146.98	177.96	169.37	346.19	216.77

Aggregate

Rawalpindi	216.66	229.86	311.25	238.28	199.03	228.47	207.37	195.67	121.01	211.88	271.65	249.26	246.79
Islamabad	206.97	230.13	289.57	231.89	163.08	232.09	195.01	197.27	127.59	203.70	416.80	230.64	243.03
Lahore	190.77	226.09	294.26	204.16	150.28	236.37	180.20	165.02	118.89	207.27	193.39	234.90	269.82
Gujranwala	193.89	212.55	319.84	208.92	173.28	202.95	155.65	158.04	124.93	212.19	150.31	236.16	205.56
Sialkot	188.86	210.67	313.54	180.12	170.38	178.66	146.56	166.26	134.97	274.57	173.85	204.70	188.49
Faisalabad	194.32	213.91	320.04	193.51	181.38	203.92	159.53	165.80	125.43	217.19	155.18	237.78	206.63
Multan	197.27	216.09	304.10	201.44	183.64	192.77	156.26	167.43	137.09	213.97	172.89	238.01	204.58
Sargodha	217.12	212.83	325.24	216.29	231.12	295.21	168.10	181.86	117.03	259.07	173.99	314.84	226.62
Bahawalpur	209.94	213.25	306.05	241.67	207.29	225.77	157.24	162.93	175.81	240.38	199.41	210.79	212.58
Karachi	197.14	216.57	319.73	224.98	154.25	301.94	157.60	168.50	134.26	188.89	191.10	255.59	242.38
Hyderabad	190.35	217.83	319.88	194.25	152.84	179.79	166.92	173.32	130.80	168.59	248.71	239.96	204.70
Sukkur	200.94	213.60	296.08	234.04	170.58	206.58	151.24	159.18	118.16	171.44	320.12	258.74	205.30
Larkana	213.04	217.15	308.88	214.64	204.74	213.72	265.83	167.43	136.06	177.65	215.02	262.70	281.43
Peshawar	207.32	218.02	315.59	265.45	176.88	229.49	199.47	188.67	126.29	214.70	253.99	254.59	268.63
Bannu	205.42	215.88	302.01	206.19	204.37	221.98	155.57	148.99	117.66	205.78	192.53	284.29	241.19
Quetta	191.75	205.42	307.36	181.99	179.73	174.94	165.90	173.04	123.95	173.32	238.43	232.03	203.60
Khuzdar	196.28	208.20	309.36	205.91	165.67	217.71	181.73	167.39	136.18	172.72	177.29	343.68	200.80

**7.7 Combined Consumer Price Index Numbers by Income Groups/City
and Commodity Groups for all Centers Covered in CPI
September, 2015
(2007-2008=100)**

Cities	General	Food & non-alcoholic Beverages	Alcoholic Beverages, Tobacco	Clothing & footwear	Housing, water, Elec., Gas & other fuels	Furnishing & household equipment maintenance	Health	Transport	Communication	Recreation & culture	Education	Restaurants & hotels	Misc. goods & services	
Rawalpindi	01	216.66	229.86	311.25	238.28	199.03	228.47	207.37	195.67	121.01	211.88	271.65	249.26	246.79
Islamabad	02	206.97	230.13	289.57	231.89	163.08	232.09	195.01	197.27	127.59	203.70	416.80	230.64	243.03
Attock	03	198.51	209.81	302.08	226.69	155.69	219.57	162.73	192.01	118.99	191.62	295.70	255.34	261.30
Jhelum	04	201.35	217.92	323.14	229.39	169.96	213.83	165.97	180.66	125.78	221.73	293.78	244.62	210.92
Lahore	05	190.77	226.09	294.26	204.16	150.28	236.37	180.20	165.02	118.89	207.27	193.39	234.90	269.82
Sahiwal	06	222.65	221.88	303.28	272.09	216.67	225.45	196.86	172.71	135.64	214.80	281.88	283.66	247.30
Gujranwala	07	193.89	212.55	319.84	208.92	173.28	202.95	155.65	158.04	124.93	212.19	150.31	236.16	205.56
Wazirabad	08	205.16	225.48	329.68	210.73	186.95	196.29	148.55	160.45	128.18	219.85	149.63	222.26	206.43
Sialkot	09	188.86	210.67	313.54	180.12	170.38	178.66	146.56	166.26	134.97	274.57	173.85	204.70	188.49
Faisalabad	10	194.32	213.91	320.04	193.51	181.38	203.92	159.53	165.80	125.43	217.19	155.18	237.78	206.63
Jhang	11	214.41	218.26	322.75	273.50	200.30	209.98	229.62	166.64	135.16	220.37	173.43	248.62	214.16
Multan	12	197.27	216.09	304.10	201.44	183.64	192.77	156.26	167.43	137.09	213.97	172.89	238.01	204.58
Muzaffargarh	13	206.86	227.71	308.50	228.15	174.56	198.59	166.43	163.85	141.54	226.73	173.52	267.97	205.19
D. G. Khan	14	214.52	230.23	288.84	252.25	215.09	207.37	156.36	157.57	122.65	197.37	114.17	221.96	181.40
Vehari	15	195.35	219.29	314.73	187.72	178.42	204.27	130.30	142.62	132.02	213.99	168.13	245.43	219.82
Sargodha	16	217.12	212.83	325.24	216.29	231.12	295.21	168.10	181.86	117.03	259.07	173.99	314.84	226.62
Mianwali	17	218.86	222.22	329.68	192.41	247.59	215.51	161.95	162.37	108.40	260.99	178.96	217.91	244.51
Bahawalpur	18	209.94	213.25	306.05	241.67	207.29	225.77	157.24	162.93	175.81	240.38	199.41	210.79	212.58
Bahawalnagar	19	211.63	222.95	298.65	252.20	201.67	249.75	174.22	148.89	124.71	228.28	179.89	314.83	213.44
R. Y. Khan	20	206.26	218.83	317.87	261.91	186.46	223.67	155.18	162.20	126.34	217.77	213.65	272.47	214.60
Karachi	21	197.14	216.57	319.73	224.98	154.25	301.94	157.60	168.50	134.26	188.89	191.10	255.59	242.38
Hyderabad	22	190.35	217.83	319.88	194.25	152.84	179.79	166.92	173.32	130.80	168.59	248.71	239.96	204.70
Nawabshah	23	237.33	235.31	279.59	288.63	200.89	238.37	222.44	169.52	135.75	165.29	553.68	309.73	399.59
Mirpukhas	24	205.56	224.67	318.96	201.61	181.28	184.99	162.21	171.57	114.67	162.05	231.11	293.33	223.78
Mithi	25	220.08	226.15	324.98	199.90	231.96	181.75	154.15	167.18	112.59	142.79	279.07	290.51	247.00
Sukkur	26	200.94	213.60	296.08	234.04	170.58	206.58	151.24	159.18	118.16	171.44	320.12	258.74	205.30
Larkana	27	213.04	217.15	308.88	214.64	204.74	213.72	265.83	167.43	136.06	177.65	215.02	262.70	281.43
Dadu	28	205.09	221.72	331.56	212.46	172.02	212.49	149.89	173.65	119.98	170.54	439.70	255.06	198.92
Peshawar	29	207.32	218.02	315.59	265.45	176.88	229.49	199.47	188.67	126.29	214.70	253.99	254.59	268.63
Mardan	30	234.85	216.77	318.56	295.18	237.17	229.42	179.05	198.02	124.55	242.21	446.96	275.08	308.53
Abbotabad	31	200.36	209.18	290.73	225.65	169.22	275.72	157.13	202.21	148.67	215.97	190.45	284.13	222.38
Bannu	32	205.42	215.88	302.01	206.19	204.37	221.98	155.57	148.99	117.66	205.78	192.53	284.29	241.19
D. I. Khan	33	209.36	229.60	283.73	204.25	211.44	197.47	158.77	157.24	112.29	168.15	206.63	258.55	208.15
Mingora	34	224.99	223.82	323.97	267.39	192.51	238.45	217.60	190.19	130.50	229.54	248.65	318.83	413.15
Quetta	35	191.75	205.42	307.36	181.99	179.73	174.94	165.90	173.04	123.95	173.32	238.43	232.03	203.60
Turbat	36	202.54	204.98	333.82	198.00	212.50	210.51	176.17	151.01	118.58	146.68	216.73	222.85	212.53
Gawadar	37	193.97	208.91	249.99	199.80	174.66	200.31	165.52	151.49	109.09	119.08	243.51	217.57	204.74
Loralai	38	209.62	215.08	317.14	206.61	212.87	178.64	198.08	178.30	114.61	197.72	200.45	285.97	234.82
Khuzdar	39	196.28	208.20	309.36	205.91	165.67	217.71	181.73	167.39	136.18	172.72	177.29	343.68	200.80
D. M. Jamali	40	207.88	222.65	321.45	203.74	184.23	206.34	163.85	180.34	123.19	155.41	229.42	279.92	203.75

7.8 Index Numbers of Wholesale Prices by Commodity Groups

Year / month	General	Agriculture Forestry & Fishery Product	Others & Minerals electricity gas & water	Food product Beverages & tobacco Textile Apparel & Leather Product	Other transport-able Goods	Metal product Machinery & Equipment
--------------	---------	---	--	--	----------------------------------	---

(2007-08=100)

2010-11	164.17	183.20	159.13	166.49	155.77	128.10
2011-12	181.29	185.04	182.74	176.07	194.64	152.55
2012-13	194.61	198.23	211.17	188.39	203.93	159.29
2013-14	158.88	165.52	163.62	156.11	162.99	132.02
2014-15	209.85	220.56	245.47	206.76	197.12	172.72
2014 Sep	215.06	225.47	242.99	207.86	214.53	172.76
Oct	214.39	222.72	244.75	208.83	212.36	172.85
Nov	212.26	219.26	247.62	207.9	206.62	172.72
Dec	208.25	213.09	247.2	205.77	199.17	172.37
2015 Jan	206.11	214.90	248.30	204.71	187.85	173.68
Feb	203.86	212.18	246.75	205.52	180.79	173.23
Mar	203.89	212.84	246.08	205.27	180.97	173.00
Apr	205.65	219.00	245.66	205.98	181.06	172.88
May	207.92	224.47	245.36	206.76	184.03	172.74
Jun	210.37	227.46	245.32	209.87	187.23	172.71
Jul	209.53	224.93	224.93	210.44	185.86	172.57
Aug	208.42	225.90	244.06	210.52	180.27	172.29
Sep	207.60	223.92	249.12	210.64	176.38	171.25

7.9 Index Numbers of Wholesale Prices by Commodities

AGRICULTURE FORESTRY & FISHERY											
Year/month	Wheat	Maize	Rice	Sorghum/ Jowar	Millet/ Bajra	Vegetables	Fresh Fruits	Dry Fruits	Cotton Seeds	Other oil Seeds	Edible Roots Potatoes
(2007-08=100)											
2010-11	159.53	150.61	123.39	195.10	127.61	173.43	129.19	161.97	171.48	141.73	201.45
2011-12	163.44	159.77	149.45	191.12	153.77	211.52	175.48	181.96	189.55	166.98	175.20
2012-13	188.52	174.74	165.42	211.29	177.02	216.66	216.05	181.47	168.92	177.67	162.82
2013-14	227.13	185.28	177.67	279.98	179.06	254.41	226.73	201.66	185.58	178.30	314.12
2014-15	209.29	191.65	172.20	300.13	173.82	255.40	245.60	227.30	208.86	179.03	314.37
2014 Sep	214.19	195.66	181.27	307.35	173.72	322.71	244.99	218.98	192.17	190.46	504.54
Oct	215.03	193.55	182.99	286.45	177.35	302.11	250.21	220.55	186.82	186.54	535.17
Nov	216.76	191.93	181.10	280.16	171.52	285.84	210.77	220.92	188.86	188.07	483.87
Dec	210.79	186.45	172.32	280.16	167.42	213.83	215.51	224.99	192.60	187.36	275.99
2015 Jan	210.71	186.33	168.68	287.71	162.43	199.24	211.03	227.77	199.35	186.61	199.26
Feb	210.66	189.01	166.83	289.98	162.93	180.66	217.00	229.16	208.28	177.61	161.82
Mar	210.62	187.54	162.53	289.73	159.44	188.58	226.58	232.48	203.39	172.36	150.80
Apr	206.14	188.60	163.71	292.62	172.47	262.99	242.95	237.25	215.48	157.14	115.50
May	199.19	198.78	163.53	321.25	189.44	289.71	262.42	238.89	231.37	161.07	106.40
Jun	194.99	196.59	163.26	314.96	200.42	267.36	287.79	240.69	240.08	161.27	144.68
Jul	199.02	194.73	161.31	336.99	203.58	246.36	313.83	241.48	236.29	160.55	152.85
Aug	198.78	197.89	157.78	340.07	207.85	315.25	279.94	238.67	230.46	162.61	150.28
Sep	202.23	197.73	154.60	334.15	204.45	330.75	249.04	236.68	228.37	159.36	172.56

Contd.

7.9 Index Numbers of Wholesale Prices by Commodities

Year/month	AGRICULTURE FORESTRY & FISHERY											
	Stimulant & spice crops	Pulses	Sugar crops	Fibre crops	Unmanufactured tobacco	Poultry	Milk from bovine animals	Eggs	Raw animal material / wool	Hides&fur skins wool	Fuel wood in logs	Fishes fresh or chilled
(2007-08=100)												
2010-11	212.69	169.24	287.34	280.76	156.10	163.53	157.40	148.79	113.86	106.92	151.43	136.35
2011-12	187.89	212.28	273.92	195.07	167.72	186.89	190.29	180.67	134.34	131.07	190.47	144.71
2012-13	184.68	204.81	267.92	193.56	171.49	178.40	213.81	191.02	138.84	139.08	215.48	191.11
2013-14	316.66	186.74	267.92	217.41	186.62	202.88	225.98	200.17	155.22	145.20	238.11	247.73
2014-15	350.96	207.90	277.32	172.23	213.88	193.98	249.87	204.51	173.19	155.20	252.59	270.19
2014 Sep	404.43	193.89	267.92	182.68	207.00	180.11	248.75	217.31	162.90	145.38	243.47	244.41
Oct	397.61	193.91	267.92	170.48	208.01	172.75	248.92	218.07	173.82	154.93	246.31	247.49
Nov	362.38	202.21	267.92	163.54	212.62	174.87	250.31	241.19	173.82	156.37	250.46	259.83
Dec	354.12	204.27	267.92	155.90	217.23	192.50	251.69	232.79	178.68	157.14	250.46	274.05
2015 Jan	301.52	212.26	287.55	161.74	217.23	209.94	251.69	245.22	181.52	162.19	256.69	288.90
Feb	281.50	212.31	287.55	161.34	217.23	163.19	251.69	205.24	178.52	159.76	259.53	288.48
Mar	281.74	209.71	286.29	165.63	217.50	167.92	251.69	189.76	177.10	159.92	259.53	286.70
Apr	286.93	209.56	286.29	172.53	217.50	189.61	251.69	170.54	177.10	159.72	259.53	283.89
May	299.29	229.44	286.29	178.69	219.79	214.91	252.55	163.42	174.38	158.90	259.09	282.30
Jun	352.58	233.89	286.29	177.20	220.89	243.62	252.90	175.64	174.22	156.85	259.09	296.17
Jul	348.00	235.73	286.29	159.33	221.18	237.79	252.90	184.87	174.22	155.92	259.53	308.06
Aug	325.37	235.92	286.29	152.62	226.94	199.19	252.90	206.09	173.66	156.45	261.39	339.60
Sep	318.19	234.67	286.29	154.16	227.46	160.74	253.18	194.92	173.66	156.45	262.48	338.86

Contd.

7.9 Index Numbers of Wholesale Prices by Commodities

Year/Month	ORES/MINERALS, GAS & ELECT.				FOOD, BEVERAGES, TOBACCO TEXTILE, APP. LEATHER TEXTILE					
	Coal not Agglomerated	Natural Gas liquified	Salt pure sodium chloride	Electrical Energy	Meat of Animals	Vegetables & fruit Juices	Dried Fruits & Nuts	Fruits & Juices	Vegetable Oil Refined	Vegetable Ghee

(2007-08=100)

2010-11	120.42	157.03	125.80	166.98	174.86	148.78	170.78	133.20	127.91	118.21
2011-12	149.74	193.29	155.69	176.51	214.40	175.93	197.32	155.58	153.33	141.37
2012-13	209.81	197.43	175.78	226.10	228.80	186.93	219.33	158.67	157.94	141.75
2013-14	223.53	203.85	223.53	281.02	238.93	192.48	221.32	166.33	162.31	141.51
2014-15	223.53	202.94	247.76	292.89	257.56	197.17	226.22	172.75	159.75	132.06
2014 Sep	223.53	202.94	248.50	287.44	256.74	194.12	219.98	171.34	162.58	139.10
Oct	223.53	206.65	247.16	287.44	257.41	196.79	222.26	171.93	163.22	137.60
Nov	223.53	204.85	247.16	295.61	257.41	196.79	227.45	171.93	163.13	137.39
Dec	223.53	203.99	247.16	295.61	257.59	197.07	229.74	171.93	161.32	132.27
2015 Jan	223.53	206.29	247.16	295.61	257.79	198.31	232.57	172.22	159.94	130.81
Feb	223.53	203.03	247.16	295.61	259.95	198.31	228.83	173.27	158.19	129.25
Mar	223.53	201.62	247.16	295.61	260.18	198.31	229.85	173.34	158.10	128.57
Apr	223.53	200.74	248.84	295.61	260.64	199.28	228.25	174.06	155.23	124.33
May	223.53	200.10	248.84	295.61	262.20	199.38	229.34	174.61	153.75	122.65
Jun	223.53	199.99	252.31	295.61	262.20	199.38	228.54	175.80	153.66	122.48
Jul	223.53	200.06	252.31	294.68	262.35	200.07	228.54	177.53	153.56	122.09
Aug	223.53	199.75	252.31	293.09	263.70	200.95	229.85	177.53	152.52	120.70
Sep	235.29	208.83	252.31	293.09	265.13	200.95	230.91	177.53	149.26	119.21

Contd.

7.9 Index Numbers of Wholesale Prices by Commodities

Year / month	FOOD, BEVERAGES, TOBACCO TEXTILE, APP. LEATHER TEXTILE												
	Oil cakes	Processed Liquid Milk	Milk & cream in solid form	Ice cream	Dairy Product N.E.C	Wheat Flour	Other cereal Flour	Sugar Refined	Chocolate	Sugar Confectionary	Coffee & Tea	SPICES	Other Food Product

(2007-08=100)

2010-11	150.73	154.76	190.61	139.71	141.43	146.53	135.02	251.13	99.77	101.52	165.31	162.42	244.90
2011-12	149.51	182.39	170.43	155.81	184.52	151.98	163.80	229.24	100.35	100.56	192.23	267.98	301.28
2012-13	166.19	207.70	171.54	172.43	207.02	172.24	194.72	201.93	99.19	101.34	203.24	279.84	319.16
2013-14	191.83	211.76	196.23	210.37	220.93	205.78	139.04	206.98	99.19	102.28	215.49	193.08	308.00
2014-15	203.54	243.81	219.96	219.91	239.23	198.20	149.19	217.88	99.19	103.59	192.27	189.96	295.24
2014 Sep	208.10	234.27	219.41	219.91	235.94	200.80	137.97	231.31	99.19	102.28	183.60	191.60	296.10
Oct	203.69	242.78	221.48	219.91	237.45	202.07	138.03	224.22	99.19	102.28	186.74	188.66	296.60
Nov	198.27	242.78	222.04	219.91	237.72	202.78	140.16	218.74	99.19	102.28	188.05	188.69	296.60
Dec	200.15	245.21	222.24	219.91	238.90	202.20	142.81	204.57	99.19	102.28	188.37	188.69	296.60
2015 Jan	198.84	245.21	222.86	219.91	238.90	200.35	148.21	206.01	99.19	102.28	189.39	189.65	298.01
Feb	197.37	252.28	220.24	219.91	239.22	198.41	148.22	205.44	99.19	102.28	194.48	189.66	298.34
Mar	186.18	253.81	221.70	219.91	239.38	198.06	144.94	204.82	99.19	102.28	195.98	189.66	294.23
Apr	200.07	251.52	221.70	219.91	243.80	194.97	146.98	220.03	99.19	102.28	203.67	189.90	294.23
May	206.29	251.52	220.36	219.91	243.80	192.24	173.87	226.96	99.19	102.28	204.59	189.82	292.02
Jun	198.51	251.52	220.46	219.91	243.80	189.05	194.60	235.88	99.19	118.04	206.65	189.97	292.02
Jul	194.96	248.71	220.46	219.91	243.80	190.27	210.16	249.40	99.19	118.04	210.96	189.84	292.02
Aug	199.15	248.71	219.44	219.91	244.55	191.08	214.97	249.46	99.19	118.04	233.14	188.81	292.02
Sep	193.65	248.71	216.31	219.91	244.55	192.14	214.96	246.52	101.06	118.83	240.86	188.73	292.02

Contd.

7.9 Index number of wholesale prices by commodities

Year/month	FOOD, BEVERAGES, TOBACCO TEXTILE, APP. LEATHER TEXTILE									
	Mineral Water	Beverages	Tobacco Product	Cotton Yarn	Nylon Yarn	Blended Yarn	Woven Fabrics	Cotton Fabrics	Other Fabrics	Silk & Reyon Fabrics

(2007-08=100)

2010-11	127.10	120.80	168.69	182.87	174.17	195.31	129.39	137.84	126.16	125.75
2011-12	163.62	133.28	175.62	196.06	190.80	194.74	163.54	167.42	154.74	139.06
2012-13	168.78	137.45	208.80	208.38	181.46	193.63	196.76	175.90	166.96	152.04
2013-14	182.07	151.87	246.42	213.03	178.22	198.57	222.82	189.15	182.16	161.87
2014-15	186.75	170.90	296.01	180.86	157.07	189.75	247.06	199.86	207.66	177.39
2014 Sep	185.63	169.40	290.52	192.90	164.84	193.92	226.82	196.81	203.01	175.35
Oct	185.63	171.52	290.52	190.52	164.37	193.92	237.79	200.51	206.11	176.47
Nov	185.63	171.52	290.52	186.79	161.23	194.74	237.79	200.51	206.11	177.28
Dec	185.63	171.52	290.52	177.90	158.14	191.73	258.39	200.51	206.11	177.28
2015 Jan	187.86	171.52	290.52	172.44	156.04	190.28	258.39	200.51	207.48	177.28
Feb	187.86	171.52	290.52	171.00	154.23	185.12	258.39	200.51	209.87	179.89
Mar	187.86	171.62	290.52	170.43	150.22	182.56	258.39	201.34	212.61	179.89
Apr	187.86	171.62	290.52	170.12	150.22	182.72	258.39	201.34	212.61	181.33
May	187.86	171.95	290.52	170.81	150.22	184.93	258.39	201.34	213.71	181.33
Jun	187.86	171.95	356.45	171.27	150.22	189.54	258.39	201.34	213.71	181.33
Jul	188.22	171.95	356.45	171.27	150.22	188.86	258.39	201.65	214.27	183.23
Aug	188.22	171.95	356.45	167.45	150.22	185.58	258.39	201.65	214.27	183.23
Sep	188.35	171.95	356.45	167.64	147.08	184.15	265.37	201.65	217.95	186.80

Contd.

7.9 Index number of wholesale prices by commodities

Year / month	FOOD, BEVERAGES, TOBACCO TEXTILE, APP. LEATHER TEXTILE										
	Towels	Blankets	Bedsheet	Quilt	Woolen Carpets	Synthetic Carpets	Hosiery Product	Ready made Garments	Leather without Hairs	Other Leather N.E.C	Foot wears

(2007-08=100)

2010-11	141.55	123.47	132.06	128.15	104.56	143.26	126.73	114.24	107.07	112.02	101.48
2011-12	181.78	150.59	165.52	144.49	105.11	147.81	155.38	125.21	109.08	120.09	110.49
2012-13	202.34	179.22	201.81	150.78	106.55	116.43	176.65	137.23	111.60	130.47	134.42
2013-14	231.49	205.36	230.69	166.21	110.96	115.50	191.70	156.73	168.48	288.58	134.22
2014-15	257.45	230.50	249.94	187.32	130.72	124.64	212.44	184.42	215.90	221.91	134.22
2014 Sep	246.16	223.55	242.12	177.63	132.14	126.27	208.91	183.14	212.86	210.44	134.22
Oct	250.33	230.00	247.46	179.47	132.14	126.27	210.35	186.77	212.86	214.36	134.22
Nov	260.85	232.93	249.35	188.74	132.14	126.27	210.35	186.77	215.02	215.39	134.22
Dec	265.62	235.86	253.21	191.05	132.14	126.27	215.35	186.77	215.02	215.39	134.22
2015 Jan	265.62	235.86	253.21	196.84	132.14	126.27	215.35	186.77	215.02	215.39	134.22
Feb	265.62	235.86	253.21	196.84	132.14	126.27	216.06	186.77	215.02	213.42	134.22
Mar	265.62	235.86	255.40	196.84	132.14	126.27	216.06	186.77	207.72	212.39	134.22
Apr	265.62	235.86	256.29	196.84	132.14	126.27	218.08	186.77	215.06	212.39	134.22
May	265.62	235.86	256.29	196.84	132.14	126.27	218.08	188.82	221.97	212.39	134.22
Jun	267.20	235.86	256.29	196.84	132.14	126.27	220.66	193.27	212.68	206.27	134.22
Jul	267.20	235.86	256.29	196.84	132.14	126.27	220.66	193.27	212.68	206.27	134.22
Aug	267.20	235.86	256.29	196.84	132.14	126.27	220.66	193.27	212.68	206.27	134.22
Sep	267.20	235.86	256.29	196.84	132.14	126.27	220.66	193.27	221.97	206.27	134.22

Contd.

7.9 Index number of wholesale prices by commodities

Year/month	OTHER TRANSPORTABLE GOODS												
	Timber	Printing Paper	Hard Board	Coke	Motor Sprit	Diesel Oil	Kerosine Oil	Furnace Oil	Mobile Oil	Chemicals	Dying Materials	Fertilizers	Pesticides
(2007-08=100)													
2010-11	127.27	106.84	110.16	139.84	126.84	194.78	196.30	154.78	150.55	123.06	106.61	174.65	135.09
2011-12	139.00	127.83	150.70	159.41	155.00	240.05	241.84	200.78	173.18	144.52	105.67	258.65	164.20
2012-13	149.51	158.66	193.63	163.45	168.70	257.74	260.42	177.08	183.78	154.14	105.42	261.38	195.99
2013-14	170.36	169.84	220.14	163.45	184.99	271.23	283.49	176.90	194.20	171.90	115.91	266.33	227.17
2014-15	195.72	167.58	218.10	163.45	147.81	214.81	228.04	132.51	201.20	196.13	145.04	272.04	281.42
2014 Sep	188.95	169.34	229.17	163.45	180.02	256.53	281.74	171.21	201.17	195.25	143.77	271.20	266.71
Oct	189.35	169.34	229.17	163.45	175.05	254.48	277.92	159.86	201.53	196.00	143.77	270.24	266.71
Nov	190.70	169.34	229.17	163.45	159.11	235.67	254.18	157.65	201.53	198.36	143.77	270.69	266.71
Dec	196.61	169.34	229.17	163.45	142.78	219.90	242.40	134.79	201.53	198.36	143.77	272.69	283.64
2015 Jan	202.05	169.34	229.17	163.45	132.22	195.49	209.53	101.36	201.53	199.84	145.16	274.54	290.15
Feb	202.05	167.70	221.35	163.45	118.71	175.03	178.93	95.56	201.53	197.65	146.55	275.65	290.39
Mar	202.05	162.79	197.92	163.45	118.71	175.03	178.93	100.86	200.74	196.79	146.55	273.84	290.39
Apr	202.05	162.72	197.92	163.45	125.47	178.33	178.93	94.70	200.74	195.03	146.55	272.54	293.74
May	202.05	164.56	197.92	163.45	125.47	178.33	178.93	114.06	200.65	194.51	146.55	272.00	293.74
Jun	203.35	164.56	197.92	163.45	131.39	187.52	178.93	117.51	201.05	194.51	146.55	272.17	301.98
Jul	204.34	164.56	197.92	163.45	131.39	187.52	178.93	107.57	201.05	192.95	146.55	272.80	306.30
Aug	204.34	164.56	197.92	163.45	129.65	177.90	165.55	90.81	199.10	187.61	146.55	271.71	306.30
Sep	208.04	164.56	197.92	163.45	124.58	170.11	152.12	76.67	199.10	187.25	146.55	275.23	306.30

Contd.

7.9 Index number of wholesale prices by commodities

Year / month	OTHER TRANSPORTABLE GOODS												
	Insecti- cides	Paints & Varnishes	Medicines	Soaps & Detergent	Auto Tyers	Plastic Products	Glass Sheets	Other Glass Articles	Ceramics & Sanitary	Bricks Blocks & Tiles	Cement	Bed Foams	Matches

(2007-08=100)

2010-11	125.88	151.75	115.64	130.52	147.14	135.05	152.83	175.04	129.49	140.85	140.80	113.46	111.73
2011-12	125.90	187.97	117.18	151.04	171.17	179.77	168.41	206.10	136.90	165.89	162.19	126.38	118.84
2012-13	120.85	237.85	138.59	167.01	180.56	193.02	192.56	199.82	158.32	176.20	185.77	141.29	132.57
2013-14	143.37	260.43	139.76	180.26	185.96	201.16	207.04	212.10	182.46	193.91	203.42	148.32	143.20
2014-15	160.37	285.05	144.94	178.53	190.42	216.58	220.72	234.52	213.29	206.14	208.01	154.60	146.44
2014 Aug	181.05	276.16	144.21	175.81	188.21	205.01	209.86	218.27	200.91	202.38	207.44	150.83	143.20
Sep	178.63	279.37	145.03	176.33	188.28	206.32	209.86	218.27	207.26	203.25	207.79	150.83	143.20
Oct	179.64	280.05	144.59	177.77	188.28	210.90	209.86	227.13	212.17	204.18	210.17	150.83	143.20
Nov	177.41	280.05	144.94	177.83	188.28	214.92	209.86	230.45	212.17	205.47	209.76	155.17	143.20
Dec	172.37	285.78	145.19	178.23	192.43	218.51	226.39	242.20	216.53	206.80	208.92	156.67	143.20
2015 Jan	149.54	288.63	145.19	178.31	192.43	221.88	226.39	242.20	216.53	204.99	208.27	156.67	143.20
Feb	134.91	288.63	145.19	178.31	192.43	222.47	228.76	242.89	216.99	206.92	207.84	156.67	143.20
Mar	142.24	291.17	145.19	178.14	192.43	222.47	228.76	243.63	218.62	208.60	206.83	156.67	143.20
Apr	143.34	291.69	145.19	178.14	191.36	222.47	228.76	243.63	219.25	209.76	206.86	156.67	143.20
May	141.69	291.69	145.19	180.40	191.36	225.35	230.11	243.63	219.45	210.12	207.25	156.67	162.62
Jun	141.69	291.69	145.19	180.02	191.36	225.60	230.11	243.63	219.58	209.47	207.25	156.67	162.62
Jul	140.84	291.69	145.20	180.02	191.78	228.67	231.30	243.63	221.02	209.47	207.29	156.67	162.62
Aug	138.59	295.36	145.20	180.05	191.78	228.34	231.30	243.63	221.62	209.99	206.97	156.67	162.62

Contd.

7.9 Index number of wholesale prices by commodities

Year/month	METAL PRODUCT MACHINERY & EQUIP									
	Pig Iron	Steel Bars & Sheets	Pipe Fittings	Steel Products	Engine & Motors	Vacuum Pumps	Air Conditioners	Cultivators	Chuff Cutter	Tractors
(2007-08=100)										
2010-11	128.97	116.14	129.52	125.59	106.23	112.44	147.52	172.18	127.89	152.78
2011-12	128.97	133.06	140.66	152.22	109.07	115.39	165.34	184.47	131.97	177.34
2012-13	128.97	134.92	143.38	162.79	109.07	115.39	174.17	187.71	140.67	161.96
2013-14	128.97	140.15	163.38	169.47	109.07	115.39	180.79	215.46	146.36	188.81
2014-15	128.97	144.81	189.28	173.11	109.07	115.39	195.28	224.52	149.20	214.54
2014 Aug	128.97	149.75	175.34	170.24	109.07	115.39	195.53	226.90	149.20	214.54
Sep	128.97	151.35	191.63	172.77	109.07	115.39	195.53	226.90	149.20	214.54
Oct	128.97	150.97	191.94	173.74	109.07	115.39	195.53	226.90	149.20	214.54
Nov	128.97	148.95	191.94	173.80	109.07	115.39	195.53	226.90	149.20	214.54
Dec	128.97	145.97	191.94	173.80	109.07	115.39	195.53	226.90	149.20	214.54
2015 Jan	128.97	144.48	191.94	173.80	109.07	115.39	195.53	226.90	149.20	214.54
Feb	128.97	141.59	191.94	173.80	109.07	115.39	196.18	226.90	149.20	214.54
Mar	128.97	140.43	191.94	173.80	109.07	115.39	196.18	219.76	149.20	214.54
Apr	128.97	140.03	191.94	173.88	109.07	115.39	197.69	219.76	149.20	214.54
May	128.97	139.25	191.94	173.88	109.07	115.39	199.53	219.76	149.20	214.54
Jun	128.97	138.84	193.53	173.54	109.07	115.39	199.53	219.76	149.20	214.54
Jul	128.97	138.82	193.53	173.54	109.07	115.39	199.53	219.76	149.20	214.54
Aug	128.97	136.92	192.08	173.54	109.07	115.39	199.53	219.76	149.20	214.54

Contd.

7.9 Index number of wholesale prices by commodities

Year / month	METAL PRODUCT MACHINERY & EQUIP								
	Lathe Machine	Concrete Mixer	Refrige Wash & Sew mach Iron	Electrical Wires	Lighting Equip-ments	Radio & Television	Motor Vehicles	Motor Cycles	Bicycles

(2007-08=100)

2010-11	142.43	135.46	138.87	142.63	115.71	122.93	142.13	116.77	134.71
2011-12	147.58	138.83	162.92	160.69	141.05	130.71	155.07	122.52	166.65
2012-13	147.68	138.83	167.54	160.01	147.57	127.52	170.90	125.06	177.20
2013-14	186.40	138.83	188.44	173.65	163.03	126.49	179.74	125.61	181.58
2014-15	208.81	138.83	197.51	186.83	166.63	126.49	182.92	127.07	184.24
2014 Sep	208.81	138.83	196.04	184.79	164.95	126.49	182.59	126.92	182.84
Oct	208.81	138.83	196.81	184.79	164.95	126.49	183.03	126.92	182.84
Nov	208.81	138.83	197.85	184.79	165.30	126.49	183.03	126.92	182.84
Dec	208.81	138.83	198.06	190.43	165.30	126.49	183.03	128.20	182.84
2015 Jan	208.81	138.83	198.06	190.43	168.19	126.49	183.03	128.20	185.63
Feb	208.81	138.83	198.16	190.87	168.19	126.49	183.03	128.20	185.63
Mar	208.81	138.83	198.16	190.87	168.19	126.49	183.03	128.20	185.63
Apr	208.81	138.83	198.20	190.87	168.19	126.49	183.03	125.89	185.63
May	208.81	138.83	198.30	187.86	168.19	126.49	183.03	125.89	185.63
Jun	208.81	138.83	198.62	187.86	168.19	126.49	183.03	125.89	185.63
Jul	208.81	138.83	198.62	187.86	167.30	126.49	183.03	125.89	185.63
Aug	208.81	138.83	198.62	192.45	167.30	126.49	183.03	125.89	185.63
Sep	208.81	138.83	198.62	192.45	167.30	126.49	183.03	125.89	185.63

Contd.

7.10 Intercity Wholesale Prices of Selected Commodities

Group/Commodity/Item Specification	Unit	City	Prices (Rs.)			% Change in Sept., 2015 Over	
			Sept., 2015	Aug., 2015	Sept., 2014	Aug., 2015	Sept., 2014
1. Agriculture Forestry & Fishery							
001. Wheat							
011201. WHEAT AVG. QLTY.	100 KG.	LAH	3362.50	3362.50	3437.50	0.00	-2.18
		FAS	3150.00	3100.00	3331.00	1.61	-5.43
		RAW	3425.00	3425.00	3650.00	0.00	-6.16
		MUL	3100.00	3075.00	3500.00	0.81	-11.43
		GUJ	3112.50	3112.50	3250.00	0.00	-4.23
		SAH	3087.50	3087.50	3281.50	0.00	-5.91
		SAR	3075.00	2950.00	3050.00	4.24	0.82
		SKT	3375.00	3375.00	3425.00	0.00	-1.46
		BPR	3105.00	3105.00	3362.50	0.00	-7.66
		GJT	3050.00	3050.00	3300.00	0.00	-7.58
		KSR	3325.00	3325.00	3412.50	0.00	-2.56
		KAR	3500.00	3500.00	3400.00	0.00	2.94
		HYD	3150.00	3120.00	3280.00	0.96	-3.96
		SKR	3000.00	3000.00	3400.00	0.00	-11.76
		LRK	2750.00	2750.00	3125.00	0.00	-12.00
		MPK	3170.00	3170.00	3250.00	0.00	-2.46
		NWB	3500.00	2800.00	3500.00	25.00	0.00
		PSH	2725.00	2750.00	3469.00	-0.91	-21.45
		BNU	3300.00	3175.00	3400.00	3.94	-2.94
002. Maize							
011201. MAIZE AVG. QLTY.	40 KG.	LAH	950.00	1150.00	1150.00	-17.39	-17.39
		FAS	1250.00	1250.00	1050.00	0.00	19.05
		RAW	1187.50	1187.50	1175.00	0.00	1.06
		SAR	1350.00	1250.00	1075.00	8.00	25.58
		KSR	950.00	1050.00	1150.00	-9.52	-17.39
		KAR	1520.00	1370.00	1420.00	10.95	7.04
		HYD	1225.00	1225.00	1275.00	0.00	-3.92
		PSH	960.00	920.00	1020.00	4.35	-5.88
		BNU	1400.00	1400.00	1350.00	0.00	3.70
		QTA	1390.00	1390.00	1390.00	0.00	0.00
003. Rice							
0113201. RICE BASMATI SUP. QLTY.	40 KG.	LAH	3900.00	3900.00	4900.00	0.00	-20.41
		FAS	2750.00	2750.00	4250.00	0.00	-35.29
		RAW	4900.00	5000.00	5050.00	-2.00	-2.97
		MUL	3700.00	3900.00	4450.00	-5.13	-16.85
		GUJ	2900.00	3050.00	4750.00	-4.92	-38.95
		SKT	2500.00	2500.00	4800.00	0.00	-47.92
		KAR	4050.00	4100.00	5000.00	-1.22	-19.00
		HYD	3900.00	3950.00	4725.00	-1.27	-17.46
		MPK	4200.00	4200.00	4600.00	0.00	-8.70
		PSH	3650.00	3650.00	4875.00	0.00	-25.13
		MNG	3350.00	3350.00	4400.00	0.00	-23.86
		QTA	4800.00	4800.00	5200.00	0.00	-7.69
0113202. RICE BASMATI BROKEN AVG. QLTY.	40 KG.	LAH	2350.00	2350.00	2875.00	0.00	-18.26
		RAW	3000.00	3075.00	3262.50	-2.44	-8.05
		GUJ	2100.00	2100.00	2600.00	0.00	-19.23
		SAH	1700.00	1700.00	2200.00	0.00	-22.73
		SKT	1800.00	1800.00	2550.00	0.00	-29.41
		BPR	2100.00	2100.00	2100.00	0.00	0.00
		GJT	1850.00	1850.00	2600.00	0.00	-28.85
		KSR	2400.00	2400.00	2825.00	0.00	-15.04
		KAR	1980.00	2474.00	2840.00	-19.97	-30.28
		HYD	1900.00	2000.00	2450.00	-5.00	-22.45
		SKR	2000.00	2000.00	2500.00	0.00	-20.00
		LRK	3200.00	3200.00	3200.00	0.00	0.00

Contd.

7.10 Intercity Wholesale Prices of Selected Commodities

Group/Commodity/Item Specification	Unit	City	Prices (Rs.)			% Change in Sept., 2015 Over	
			Sept., 2015	Aug., 2015	Sept., 2014	Aug., 2015	Sept., 2014
0113203. RICE IRRI-9 PUNJAB	40 KG.	MPK	1400.00	1400.00	1900.00	0.00	-26.32
		PSH	1950.00	1950.00	2600.00	0.00	-25.00
		BNU	1650.00	1650.00	1700.00	0.00	-2.94
		QTA	2900.00	2900.00	3300.00	0.00	-12.12
		LAH	2175.00	2175.00	2325.00	0.00	-6.45
		FAS	1600.00	1600.00	2750.00	0.00	-41.82
		RAW	2150.00	2250.00	2425.00	-4.44	-11.34
		SAR	1650.00	1700.00	1800.00	-2.94	-8.33
		SKT	1600.00	1600.00	1210.00	0.00	32.23
		QTA	1360.00	1360.00	1460.00	0.00	-6.85
0113204. RICE IRRI-6 SINDH	40 KG.	KAR	1330.00	1540.00	1960.00	-13.64	-32.14
		HYD	1525.00	1650.00	1625.00	-7.58	-6.15
		SKR	1340.00	1340.00	1600.00	0.00	-16.25
		LRK	1200.00	1200.00	1400.00	0.00	-14.29
		NWB	1630.00	1630.00	1630.00	0.00	0.00
		PSH	1360.00	1320.00	1600.00	3.03	-15.00
		QTA	1600.00	1600.00	1420.00	0.00	12.68
004. Sorghum / Jowar							
0114201. JOWAR AVG. QLTY.	40 KG.	LAH	1550.00	1650.00	1900.00	-6.06	-18.42
		FAS	1800.00	1800.00	1450.00	0.00	24.14
		SAR	3325.00	3350.00	2650.00	-0.75	25.47
		GJT	2200.00	2200.00	1900.00	0.00	15.79
		KAR	1510.00	1510.00	1060.00	0.00	42.45
		HYD	1400.00	1500.00	1750.00	-6.67	-20.00
		PSH	1490.00	1500.00	1500.00	-0.67	-0.67
005. Millet / Bajra							
0118201. BAJRA AVG. QLTY.	40 KG.	LAH	1225.00	1275.00	1125.00	-3.92	8.89
		FAS	1300.00	1400.00	1025.00	-7.14	26.83
		SAR	1400.00	1387.50	1200.00	0.90	16.67
		GJT	1335.00	1335.00	1000.00	0.00	33.50
		KAR	1290.00	1312.50	1170.00	-1.71	10.26
		HYD	1280.00	1350.00	1150.00	-5.19	11.30
		PSH	1387.00	1310.00	1161.50	5.88	19.41
006. Vegetables							
0122201. CUCUMBER (KHEERA) AVG. QLTY.	100 KG.	LAH	5100.00	4350.00	3900.00	17.24	30.77
		FAS	7000.00	4750.00	4500.00	47.37	55.56
		RAW	5750.00	5550.00	4450.00	3.60	29.21
		MUL	8250.00	7750.00	5750.00	6.45	43.48
		GUJ	4250.00	1050.00	5250.00	304.76	-19.05
		SAR	7450.00	7350.00	4725.00	1.36	57.67
		SKT	6000.00	6000.00	7750.00	0.00	-22.58
		KAR	3750.00	3750.00	3500.00	0.00	7.14
		HYD	5500.00	4800.00	6000.00	14.58	-8.33
		SKR	4000.00	2000.00	4000.00	100.00	0.00
		PSH	5000.00	4900.00	2750.00	2.04	81.82
		BNU	2600.00	2600.00	2000.00	0.00	30.00
		QTA	6600.00	4800.00	4200.00	37.50	57.14
0122401. TOMATOES AVG. QLTY.	40 KG.	LAH	1150.00	1575.00	2730.00	-26.98	-57.88
		FAS	1400.00	1800.00	1900.00	-22.22	-26.32
		RAW	1725.00	2375.00	2425.00	-27.37	-28.87
		MUL	1450.00	1400.00	1900.00	3.57	-23.68
		GUJ	1650.00	1475.00	2750.00	11.86	-40.00
		SAH	1860.00	1860.00	2400.00	0.00	-22.50
		SAR	1450.00	1850.00	2185.00	-21.62	-33.64
		SKT	1800.00	1600.00	2800.00	12.50	-35.71
		BPR	1880.00	1680.00	2840.00	11.90	-33.80
		GJT	2000.00	2400.00	2650.00	-16.67	-24.53

Contd.

7.10 Intercity Wholesale Prices of Selected Commodities

Group/Commodity/Item Specification	Unit	City	Prices (Rs.)			% Change in Sept., 2015 Over	
			Sept., 2015	Aug., 2015	Sept., 2014	Aug., 2015	Sept., 2014
0124201. GARLIC	40 KG.	KAR	660.00	2100.00	1900.00	-68.57	-65.26
		HYD	2000.00	4000.00	1600.00	-50.00	25.00
		SKR	1046.40	1000.00	1800.00	4.64	-41.87
		LRK	2350.00	2400.00	2400.00	-2.08	-2.08
		MPK	1600.00	1600.00	1400.00	0.00	14.29
		PSH	950.00	1580.00	1720.00	-39.87	-44.77
		BNU	1500.00	1600.00	1600.00	-6.25	-6.25
		MNG	1400.00	2400.00	1500.00	-41.67	-6.67
		QTA	1080.00	1280.00	1250.00	-15.63	-13.60
		LAH	5315.00	4812.50	4187.50	10.44	26.93
		FAS	4250.00	3800.00	3000.00	11.84	41.67
		RAW	4350.00	3900.00	3550.00	11.54	22.54
		SAR	5450.00	5360.00	4800.00	1.68	13.54
		SKT	5600.00	5200.00	4000.00	7.69	40.00
		GJT	5200.00	4600.00	3850.00	13.04	35.06
		KAR	5100.00	4490.00	3800.00	13.59	34.21
		HYD	5450.00	5450.00	3600.00	0.00	51.39
SKR	5400.00	4000.00	3400.00	35.00	58.82		
PSH	6000.00	5640.00	3900.00	6.38	53.85		
MNG	5600.00	4800.00	4800.00	16.67	16.67		
QTA	4600.00	4200.00	5000.00	9.52	-8.00		
0124301. ONIONS DRY AVG. QLTY.	40 KG.	LAH	1425.00	1287.50	1535.00	10.68	-7.17
		FAS	1400.00	850.00	1500.00	64.71	-6.67
		RAW	1975.00	1625.00	1430.00	21.54	38.11
		MUL	1700.00	1050.00	1450.00	61.90	17.24
		GUJ	1900.00	1150.00	1550.00	65.22	22.58
		SAH	1475.00	1060.00	1400.00	39.15	5.36
		SAR	1735.00	1070.00	1275.00	62.15	36.08
		SKT	1450.00	1350.00	1500.00	7.41	-3.33
		BPR	2080.00	1480.00	1160.00	40.54	79.31
		GJT	1900.00	1150.00	2000.00	65.22	-5.00
		KSR	1470.00	1350.00	1575.00	8.89	-6.67
		KAR	1610.00	1325.00	920.00	21.51	75.00
		HYD	1500.00	1300.00	1200.00	15.38	25.00
		SKR	1350.00	750.00	1050.00	80.00	28.57
		LRK	1800.00	1500.00	1150.00	20.00	56.52
		MPK	1400.00	1000.00	1100.00	40.00	27.27
		NWB	1600.00	1600.00	1600.00	0.00	0.00
PSH	1700.00	1460.00	1360.00	16.44	25.00		
BNU	1600.00	1300.00	1250.00	23.08	28.00		
MNG	5000.00	1400.00	1050.00	257.14	376.19		
QTA	1080.00	1280.00	850.00	-15.63	27.06		
0124901. RADDISH AVG. QLTY.	100 KG.	RAW	4550.00	0.00	3350.00	-----	35.82
		GUJ	4500.00	0.00	4250.00	-----	5.88
		SAR	3675.00	0.00	1295.00	-----	183.78
		SKT	2000.00	0.00	3200.00	-----	-37.50
		KAR	1240.00	0.00	3900.00	-----	-68.21
0124902. LADY FINGER AVG. QLTY.	100 KG.	LAH	3900.00	3900.00	4300.00	0.00	-9.30
		FAS	3375.00	3375.00	4250.00	0.00	-20.59
		RAW	4100.00	4650.00	3450.00	-11.83	18.84
		MUL	4250.00	4750.00	5750.00	-10.53	-26.09
		SKT	5500.00	5500.00	8000.00	0.00	-31.25
		KAR	3650.00	4100.00	4900.00	-10.98	-25.51
		SKR	3500.00	4000.00	4000.00	-12.50	-12.50
		PSH	4550.00	4550.00	3200.00	0.00	42.19
		BNU	5000.00	5000.00	4500.00	0.00	11.11
		QTA	7600.00	8200.00	5500.00	-7.32	38.18

Contd.

7.10 Intercity Wholesale Prices of Selected Commodities

Group/Commodity/Item Specification	Unit	City	Prices (Rs.)			% Change in Sept., 2015 Over			
			Sept., 2015	Aug., 2015	Sept., 2014	Aug., 2015	Sept., 2014		
0124903. TINDA AVG. QLTY.	100 KG.	LAH	5450.00	5450.00	4900.00	0.00	11.22		
		FAS	7500.00	4500.00	6500.00	66.67	15.38		
		RAW	5250.00	4750.00	4550.00	10.53	15.38		
		MUL	8250.00	6250.00	6100.00	32.00	35.25		
		SKT	6500.00	6000.00	10750.00	8.33	-39.53		
		KAR	2650.00	2900.00	3700.00	-8.62	-28.38		
		SKR	3500.00	3200.00	4000.00	9.38	-12.50		
		MPK	3400.00	4800.00	4600.00	-29.17	-26.09		
		PSH	5250.00	5250.00	5000.00	0.00	5.00		
		MNG	6000.00	5750.00	5000.00	4.35	20.00		
0124904. BRINJAL AVG. QLTY.	100 KG.	LAH	1060.00	3350.00	3350.00	-68.36	-68.36		
		FAS	900.00	2100.00	1800.00	-57.14	-50.00		
		MUL	1750.00	2750.00	2900.00	-36.36	-39.66		
		SAR	1550.00	2450.00	2575.00	-36.73	-39.81		
		SKT	2500.00	3000.00	2200.00	-16.67	13.64		
		KAR	1450.00	2700.00	1700.00	-46.30	-14.71		
		SKR	1750.00	3200.00	1250.00	-45.31	40.00		
		MPK	1600.00	2700.00	1700.00	-40.74	-5.88		
		PSH	2475.00	4050.00	1225.00	-38.89	102.04		
		BNU	2000.00	2000.00	1700.00	0.00	17.65		
0124905. BOTTLE GOURD (LOKI)	100 KG.	QTA	2600.00	3200.00	3200.00	-18.75	-18.75		
		LAH	2250.00	2700.00	4300.00	-16.67	-47.67		
		FAS	3250.00	2750.00	2500.00	18.18	30.00		
		RAW	3250.00	4900.00	4350.00	-33.67	-25.29		
		KAR	1550.00	3300.00	3900.00	-53.03	-60.26		
		HYD	4500.00	3500.00	4000.00	28.57	12.50		
		SKR	2000.00	2400.00	3500.00	-16.67	-42.86		
		PSH	2450.00	5250.00	2025.00	-53.33	20.99		
		BNU	2000.00	2000.00	2500.00	0.00	-20.00		
		LAH	5100.00	4100.00	6550.00	24.39	-22.14		
0124906. KARELLA	100 KG.	FAS	8500.00	6500.00	4500.00	30.77	88.89		
		RAW	6350.00	6050.00	4450.00	4.96	42.70		
		SAR	3700.00	5425.00	5235.00	-31.80	-29.32		
		KAR	2900.00	4700.00	3800.00	-38.30	-23.68		
		HYD	5500.00	4000.00	5000.00	37.50	10.00		
		SKR	4500.00	4500.00	3600.00	0.00	25.00		
		PSH	3250.00	4750.00	3450.00	-31.58	-5.80		
		BNU	4500.00	5000.00	3000.00	-10.00	50.00		
		007. Fresh Fruits							
		0131201. BANANA AVG. QLTY.	DOZ.	LAH	41.00	46.25	67.50	-11.35	-39.26
FAS	52.50			52.50	55.00	0.00	-4.55		
RAW	87.50			100.00	107.50	-12.50	-18.60		
MUL	67.50			67.50	72.50	0.00	-6.90		
GUJ	42.50			72.50	57.50	-41.38	-26.09		
SKT	40.00			70.00	60.00	-42.86	-33.33		
BPR	52.50			52.50	42.50	0.00	23.53		
GJT	50.00			72.50	62.50	-31.03	-20.00		
KAR	33.00			35.00	43.50	-5.71	-24.14		
HYD	47.50			47.50	47.50	0.00	0.00		
SKR	40.00			40.00	45.00	0.00	-11.11		
MPK	20.00			25.00	25.00	-20.00	-20.00		
PSH	47.50			47.50	52.50	0.00	-9.52		
MNG	92.50			90.00	85.00	2.78	8.82		
0131701. PAPAYA (PAPETA)	40 KG.			LAH	4650.00	3700.00	3350.00	25.68	38.81
		KAR	2320.00	2240.00	1900.00	3.57	22.11		
		HYD	2100.00	2100.00	2100.00	0.00	0.00		
		MPK	2600.00	2600.00	1400.00	0.00	85.71		

Contd.

7.10 Intercity Wholesale Prices of Selected Commodities

Group/Commodity/Item Specification	Unit	City	Prices (Rs.)			% Change in Sept., 2015 Over			
			Sept., 2015	Aug., 2015	Sept., 2014	Aug., 2015	Sept., 2014		
0133001. GRAPES (ANGOOR) AVG. QLTY.	40 KG.	LAH	6900.00	6250.00	6950.00	10.40	-0.72		
		RAW	3250.00	4950.00	4550.00	-34.34	-28.57		
		KAR	2925.00	3400.00	3300.00	-13.97	-11.36		
		HYD	5000.00	6500.00	5600.00	-23.08	-10.71		
		SKR	5000.00	4400.00	3800.00	13.64	31.58		
		PSH	2900.00	3200.00	2172.00	-9.38	33.52		
0134401. STRAWBURY	40 KG.	QTA	3040.00	3440.00	3500.00	-11.63	-13.14		
		LAH	3350.00	3350.00	2900.00	0.00	15.52		
		RAW	5450.00	5450.00	4650.00	0.00	17.20		
		KAR	5000.00	5000.00	3800.00	0.00	31.58		
		SKR	2500.00	2500.00	3500.00	0.00	-28.57		
		0135101. APPLE AVG. QLTY.	40 KG.	LAH	2750.00	2875.00	3350.00	-4.35	-17.91
0135101. APPLE AVG. QLTY.	40 KG.	RAW	2875.00	2875.00	2350.00	0.00	22.34		
		MUL	2500.00	4650.00	2300.00	-46.24	8.70		
		KAR	3240.00	3483.00	1560.00	-6.98	107.69		
		HYD	2400.00	2400.00	1600.00	0.00	50.00		
		SKR	1280.00	1800.00	1400.00	-28.89	-8.57		
		PSH	2400.00	3100.00	2250.00	-22.58	6.67		
		MNG	3300.00	3100.00	2900.00	6.45	13.79		
		QTA	2240.00	3440.00	2000.00	-34.88	12.00		
		0135102. APPLE SUP. QLTY.	40 KG.	LAH	4250.00	4550.00	5250.00	-6.59	-19.05
		0135102. APPLE SUP. QLTY.	40 KG.	RAW	6375.00	6375.00	5350.00	0.00	19.16
				GJT	4900.00	7100.00	5400.00	-30.99	-9.26
KAR	3620.00			4600.00	2100.00	-21.30	72.38		
PSH	3100.00			3400.00	2933.00	-8.82	5.69		
MNG	4100.00			4100.00	3600.00	0.00	13.89		
QTA	3240.00			4440.00	3000.00	-27.03	8.00		
0135501. PEACH(AROO) AVG. QLTY.	40 KG.	LAH	3250.00	2875.00	2650.00	13.04	22.64		
		RAW	3950.00	3750.00	1825.00	5.33	116.44		
		KAR	2810.00	2900.00	2900.00	-3.10	-3.10		
		PSH	2800.00	2750.00	2333.00	1.82	20.02		
		QTA	5000.00	3800.00	4000.00	31.58	25.00		
		0135901. GUAVA AVG. QLTY.	40 KG.	LAH	2425.00	2425.00	1850.00	0.00	31.08
0135901. GUAVA AVG. QLTY.	40 KG.	RAW	2450.00	2950.00	1850.00	-16.95	32.43		
		MUL	2100.00	2300.00	1100.00	-8.70	90.91		
		KAR	1410.00	1640.00	1900.00	-14.02	-25.79		
		HYD	1200.00	1200.00	1750.00	0.00	-31.43		
		PSH	2100.00	3100.00	1660.00	-32.26	26.51		
		0136101. WATER MELON	40 KG.	LAH	690.00	600.00	1050.00	15.00	-34.29
0136101. WATER MELON	40 KG.	FAS	350.00	350.00	700.00	0.00	-50.00		
		RAW	775.00	775.00	1375.00	0.00	-43.64		
		MUL	735.00	735.00	750.00	0.00	-2.00		
		KSR	745.00	625.00	925.00	19.20	-19.46		
		KAR	670.00	670.00	760.00	0.00	-11.84		
		HYD	2500.00	2500.00	1400.00	0.00	78.57		
		SKR	1000.00	1000.00	580.00	0.00	72.41		
		PSH	1000.00	1000.00	780.00	0.00	28.21		
		QTA	640.00	640.00	760.00	0.00	-15.79		
		0136102. MUSK MELON (SARDA/GARMA)	40 KG.	LAH	1150.00	1150.00	1550.00	0.00	-25.81
		0136102. MUSK MELON (SARDA/GARMA)	40 KG.	RAW	1475.00	1475.00	1275.00	0.00	15.69
SKT	2000.00			2000.00	1200.00	0.00	66.67		
KAR	1100.00			1100.00	1100.00	0.00	0.00		
PSH	1750.00			1750.00	1640.00	0.00	6.71		
0136103. SWEET MELON (KHURBOZA)	40 KG.			LAH	1690.00	1690.00	2175.00	0.00	-22.30
0136103. SWEET MELON (KHURBOZA)	40 KG.	RAW	1675.00	1525.00	1775.00	9.84	-5.63		
		KAR	1100.00	700.00	1160.00	57.14	-5.17		
		HYD	2000.00	2200.00	2400.00	-9.09	-16.67		

Contd.

7.10 Intercity Wholesale Prices of Selected Commodities

Group/Commodity/Item Specification	Unit	City	Prices (Rs.)			% Change in Sept., 2015 Over	
			Sept., 2015	Aug., 2015	Sept., 2014	Aug., 2015	Sept., 2014
008. Dry Fruits							
0138101. ALMOND KAGZI(IN SHELL)AVG. QLTY.	40 KG.	LAH	21800.00	21800.00	19000.00	0.00	14.74
		RAW	14750.00	14750.00	11750.00	0.00	25.53
		MUL	26500.00	26500.00	17000.00	0.00	55.88
		KAR	21800.00	21800.00	17200.00	0.00	26.74
		HYD	21000.00	21000.00	19000.00	0.00	10.53
		MPK	27000.00	27000.00	16000.00	0.00	68.75
		PSH	27500.00	25500.00	22500.00	7.84	22.22
		MNG	30000.00	30000.00	26400.00	0.00	13.64
		QTA	13200.00	13200.00	12600.00	0.00	4.76
0138401. CHHOARA (DRY DATES) AVG. QLTY.	40 KG.	LAH	3500.00	3500.00	2900.00	0.00	20.69
		FAS	2300.00	2300.00	1950.00	0.00	17.95
		RAW	3950.00	3950.00	3775.00	0.00	4.64
		MUL	3900.00	3900.00	3100.00	0.00	25.81
		KAR	4300.00	4300.00	3685.00	0.00	16.69
		HYD	3250.00	3300.00	2950.00	-1.52	10.17
		MPK	2500.00	2500.00	1700.00	0.00	47.06
		PSH	3100.00	3400.00	3000.00	-8.82	3.33
		BNU	3700.00	3700.00	3700.00	0.00	0.00
0138501. PISTACHIO(WITHOUT SHELL)AVG. QLTY	40 KG.	LAH	83500.00	83500.00	67000.00	0.00	24.63
		RAW	72500.00	72500.00	81500.00	0.00	-11.04
		MUL	78500.00	78500.00	83000.00	0.00	-5.42
		KAR	88800.00	88800.00	73000.00	0.00	21.64
		HYD	85000.00	80000.00	84000.00	6.25	1.19
		SKR	83500.00	83500.00	80000.00	0.00	4.38
		PSH	75500.00	75000.00	76000.00	0.67	-0.66
		QTA	58000.00	58000.00	58000.00	0.00	0.00
0138901. COCONUT DRY AVG. QLTY.	40 KG.	LAH	8450.00	8450.00	10250.00	0.00	-17.56
		MUL	7750.00	7750.00	9750.00	0.00	-20.51
		GJT	8500.00	9000.00	10600.00	-5.56	-19.81
		KAR	7835.00	8400.00	10200.00	-6.73	-23.19
		HYD	8000.00	8200.00	9500.00	-2.44	-15.79
		SKR	10000.00	10000.00	10200.00	0.00	-1.96
		MPK	8500.00	9000.00	10400.00	-5.56	-18.27
		PSH	9600.00	9600.00	10600.00	0.00	-9.43
		MNG	9200.00	9200.00	10400.00	0.00	-11.54
009. Cotton Seeds							
0143101. COTTON SEEDS	40 KG.	FAS	1175.00	1050.00	975.00	11.90	20.51
		MUL	1225.00	1225.00	1275.00	0.00	-3.92
		SAH	1150.00	1475.00	970.00	-22.03	18.56
		SAR	1475.00	1525.00	1250.00	-3.28	18.00
		SKT	1600.00	1600.00	1200.00	0.00	33.33
		KSR	1425.00	1425.00	1425.00	0.00	0.00
		KAR	2800.00	2660.00	1920.00	5.26	45.83
		HYD	1200.00	1200.00	1125.00	0.00	6.67
010. Other Oil Seeds							
0144201. MUSTARD SEEDS	40 KG.	FAS	2150.00	2150.00	2750.00	0.00	-21.82
		MUL	2050.00	2050.00	2550.00	0.00	-19.61
		SAH	2075.00	2150.00	2750.00	-3.49	-24.55
		BPR	2150.00	2150.00	2650.00	0.00	-18.87
		KSR	2750.00	2750.00	2750.00	0.00	0.00
		KAR	2485.00	2715.00	2465.00	-8.47	0.81
		HYD	2100.00	2100.00	2550.00	0.00	-17.65
		MPK	1800.00	2000.00	2600.00	-10.00	-30.77
		NWB	1500.00	1500.00	2800.00	0.00	-46.43
		PSH	3250.00	3200.00	2800.00	1.56	16.07

Contd.

7.10 Intercity Wholesale Prices of Selected Commodities

Group/Commodity/Item Specification	Unit	City	Prices (Rs.)			% Change in Sept., 2015 Over	
			Sept., 2015	Aug., 2015	Sept., 2014	Aug., 2015	Sept., 2014
011. Edible Roots / Potatoes							
0151001. POTATOES WHITE AVG. QLTY.	40 KG.	KAR	405.00	405.00	1480.00	0.00	-72.64
		HYD	400.00	360.00	2000.00	11.11	-80.00
		SKR	300.00	400.00	1800.00	-25.00	-83.33
		MPK	400.00	360.00	1500.00	11.11	-73.33
		QTA	660.00	660.00	1650.00	0.00	-60.00
0151002. POTATOES RED AVG. QLTY.	40 KG.	LAH	825.00	725.00	2425.00	13.79	-65.98
		FAS	1250.00	825.00	2200.00	51.52	-43.18
		RAW	875.00	737.50	2625.00	18.64	-66.67
		MUL	850.00	850.00	2100.00	0.00	-59.52
		GUJ	1450.00	625.00	2350.00	132.00	-38.30
		SAH	1025.00	1025.00	2700.00	0.00	-62.04
		SAR	1470.00	650.00	2325.00	126.15	-36.77
		SKT	1200.00	1200.00	2500.00	0.00	-52.00
		BPR	620.00	620.00	2070.00	0.00	-70.05
		PSH	880.00	880.00	2600.00	0.00	-66.15
		MNG	720.00	680.00	2400.00	5.88	-70.00
012. Stimulant & Spice Crops							
0165201. RED CHILLIES DRY(WHOLE)	40 KG.	LAH	9575.00	9575.00	8650.00	0.00	10.69
		FAS	7325.00	8650.00	7800.00	-15.32	-6.09
		RAW	9100.00	8750.00	8850.00	4.00	2.82
		MUL	7700.00	7700.00	8250.00	0.00	-6.67
		KAR	8300.00	8300.00	9000.00	0.00	-7.78
		HYD	10000.00	10000.00	7000.00	0.00	42.86
		MPK	7000.00	6000.00	11000.00	16.67	-36.36
		PSH	8900.00	8600.00	8979.00	3.49	-0.88
		QTA	11600.00	11600.00	10600.00	0.00	9.43
0165401. CUMINSEED WHITE 50 G.PKT.NAT.	EACH	LAH	49.50	49.50	46.80	0.00	5.77
		FAS	48.28	48.28	48.28	0.00	0.00
		RAW	46.00	46.00	46.00	0.00	0.00
		MUL	48.67	48.67	48.67	0.00	0.00
		KAR	50.00	50.00	50.00	0.00	0.00
		HYD	52.00	52.00	52.00	0.00	0.00
		MPK	40.45	40.45	40.45	0.00	0.00
		PSH	51.00	51.00	51.00	0.00	0.00
		MNG	45.00	45.00	50.00	0.00	-10.00
		QTA	46.00	46.00	42.00	0.00	9.52
0165402. CARDAMOM LARGE	40 KG.	LAH	112500.00	112500.00	90500.00	0.00	24.31
		RAW	112500.00	112500.00	67500.00	0.00	66.67
		MUL	126000.00	126000.00	107000.00	0.00	17.76
		KAR	122000.00	128100.00	87000.00	-4.76	40.23
		HYD	110000.00	110000.00	90000.00	0.00	22.22
		MPK	120000.00	120000.00	100000.00	0.00	20.00
		PSH	128000.00	128000.00	106000.00	0.00	20.75
		QTA	104000.00	104000.00	104000.00	0.00	0.00
0165403. CARDAMOM SMALL	KG.	LAH	1262.50	1175.00	1090.00	7.45	15.83
		RAW	1325.00	1325.00	1775.00	0.00	-25.35
		MUL	1250.00	1250.00	1300.00	0.00	-3.85
		KAR	1275.00	1275.00	1225.00	0.00	4.08
		HYD	1400.00	1400.00	1400.00	0.00	0.00
		MPK	1000.00	1000.00	900.00	0.00	11.11
		PSH	1375.00	1375.00	1200.00	0.00	14.58
		QTA	925.00	925.00	925.00	0.00	0.00
0165501. CINNAMON	40 KG.	RAW	9250.00	9250.00	8100.00	0.00	14.20
		MUL	9800.00	9800.00	10300.00	0.00	-4.85
		KAR	9650.00	10200.00	9000.00	-5.39	7.22

Contd.

7.10 Intercity Wholesale Prices of Selected Commodities

Group/Commodity/Item Specification	Unit	City	Prices (Rs.)			% Change in Sept., 2015 Over			
			Sept., 2015	Aug., 2015	Sept., 2014	Aug., 2015	Sept., 2014		
0165701. GINGER GREEN	40 KG.	PSH	10000.00	10000.00	10200.00	0.00	-1.96		
		QTA	5100.00	5100.00	5100.00	0.00	0.00		
		LAH	6050.00	6050.00	9175.00	0.00	-34.06		
		FAS	5000.00	5500.00	6500.00	-9.09	-23.08		
		RAW	6125.00	6350.00	9750.00	-3.54	-37.18		
		SAR	6025.00	5850.00	7755.00	2.99	-22.31		
		SKT	6950.00	6800.00	6500.00	2.21	6.92		
		KAR	5000.00	6100.00	7000.00	-18.03	-28.57		
		HYD	7300.00	7200.00	8800.00	1.39	-17.05		
		SKR	5600.00	5600.00	10600.00	0.00	-47.17		
		PSH	8200.00	8400.00	11600.00	-2.38	-29.31		
		MNG	7200.00	8000.00	12000.00	-10.00	-40.00		
QTA	4600.00	4200.00	5000.00	9.52	-8.00				
013. Pulses									
0170101. KIDNEY BEANS DRY WHOLE (LOBIA)	40 KG.	LAH	5250.00	5250.00	5450.00	0.00	-3.67		
		RAW	4725.00	4725.00	4375.00	0.00	8.00		
		MUL	4300.00	4300.00	4100.00	0.00	4.88		
		KSR	5250.00	5250.00	5900.00	0.00	-11.02		
		KAR	4370.00	4400.00	4300.00	-0.68	1.63		
		HYD	3400.00	3600.00	3300.00	-5.56	3.03		
		PSH	4100.00	4100.00	4000.00	0.00	2.50		
		BNU	4500.00	4500.00	4500.00	0.00	0.00		
		QTA	5000.00	5000.00	3300.00	0.00	51.52		
		0170401. MASOOR WHOLE AVG. QLTY.	100 KG.	LAH	11250.00	11250.00	10750.00	0.00	4.65
				FAS	9875.00	9875.00	8800.00	0.00	12.22
				RAW	12550.00	12550.00	11250.00	0.00	11.56
MUL	10100.00			10100.00	9900.00	0.00	2.02		
SAR	9800.00			9750.00	9975.00	0.51	-1.75		
SKT	11000.00			11000.00	11000.00	0.00	0.00		
BPR	11250.00			10650.00	10200.00	5.63	10.29		
GJT	10750.00			10750.00	10200.00	0.00	5.39		
KSR	11750.00			11750.00	11250.00	0.00	4.44		
KAR	10550.00			10550.00	9750.00	0.00	8.21		
HYD	9400.00			9550.00	9000.00	-1.57	4.44		
SKR	11000.00			11000.00	9500.00	0.00	15.79		
LRK	11000.00	11000.00	11000.00	0.00	0.00				
MPK	10800.00	10800.00	10000.00	0.00	8.00				
PSH	12300.00	12200.00	10900.00	0.82	12.84				
QTA	13100.00	13100.00	13100.00	0.00	0.00				
0170402. MASOOR SPLIT AVG. QLTY.	100 KG.	LAH	13250.00	13250.00	11250.00	0.00	17.78		
		FAS	11250.00	11250.00	9525.00	0.00	18.11		
		RAW	13600.00	13400.00	12650.00	1.49	7.51		
		MUL	11500.00	11500.00	10125.00	0.00	13.58		
		SAR	11750.00	11250.00	12000.00	4.44	-2.08		
		SKT	12800.00	12800.00	12250.00	0.00	4.49		
		BPR	11500.00	11500.00	11750.00	0.00	-2.13		
		GJT	14000.00	14000.00	12500.00	0.00	12.00		
		KAR	12350.00	12350.00	10600.00	0.00	16.51		
		HYD	10800.00	11200.00	10400.00	-3.57	3.85		
		SKR	11750.00	12000.00	10000.00	-2.08	17.50		
		LRK	12000.00	12200.00	11400.00	-1.64	5.26		
MPK	12000.00	12000.00	11100.00	0.00	8.11				
PSH	12000.00	11900.00	10900.00	0.84	10.09				
QTA	14100.00	14100.00	12450.00	0.00	13.25				
0170901. GRAM WHOLE YELLOW AVG. QLTY.	100 KG.	LAH	10250.00	10250.00	5000.00	0.00	105.00		
		FAS	8250.00	8250.00	5400.00	0.00	52.78		
		RAW	8900.00	8900.00	8900.00	0.00	0.00		

Contd.

7.10 Intercity Wholesale Prices of Selected Commodities

Group/Commodity/Item Specification	Unit	City	Prices (Rs.)			% Change in Sept., 2015 Over	
			Sept., 2015	Aug., 2015	Sept., 2014	Aug., 2015	Sept., 2014
		MUL	9250.00	9250.00	8225.00	0.00	12.46
		SAR	8675.00	8500.00	8100.00	2.06	7.10
		BPR	9250.00	9250.00	9250.00	0.00	0.00
		GJT	9000.00	9000.00	8500.00	0.00	5.88
		KAR	9800.00	9800.00	8700.00	0.00	12.64
		HYD	8600.00	8600.00	9000.00	0.00	-4.44
		SKR	9000.00	9250.00	8400.00	-2.70	7.14
		MPK	10600.00	10600.00	8500.00	0.00	24.71
		PSH	8400.00	8400.00	8550.00	0.00	-1.75
		BNU	8200.00	8200.00	9375.00	0.00	-12.53
		QTA	13500.00	13500.00	9500.00	0.00	42.11
0170902. GRAM SPLIT AVG. QLTY.	100 KG.	LAH	9625.00	9625.00	5250.00	0.00	83.33
		FAS	8750.00	8750.00	5300.00	0.00	65.09
		RAW	10100.00	10100.00	6100.00	0.00	65.57
		MUL	9750.00	9750.00	5775.00	0.00	68.83
		GUJ	10125.00	10125.00	5850.00	0.00	73.08
		SAR	9212.50	9625.00	5700.00	-4.29	61.62
		SKT	10000.00	10000.00	6000.00	0.00	66.67
		BPR	10000.00	10000.00	6200.00	0.00	61.29
		GJT	10125.00	10125.00	5500.00	0.00	84.09
		KAR	9000.00	8750.00	6100.00	2.86	47.54
		HYD	10200.00	10800.00	5950.00	-5.56	71.43
		SKR	9800.00	9500.00	6000.00	3.16	63.33
		MPK	10500.00	10400.00	6400.00	0.96	64.06
		PSH	9550.00	9200.00	6200.00	3.80	54.03
		BNU	10300.00	10300.00	6200.00	0.00	66.13
		QTA	12000.00	11600.00	9150.00	3.45	31.15
0170903. MASH WHOLE AVG. QLTY.	100 KG.	LAH	14750.00	14750.00	12650.00	0.00	16.60
		FAS	14500.00	14500.00	9750.00	0.00	48.72
		RAW	16900.00	16100.00	12750.00	4.97	32.55
		MUL	13750.00	13600.00	11375.00	1.10	20.88
		SKT	14000.00	14000.00	13000.00	0.00	7.69
		KSR	14750.00	14750.00	13000.00	0.00	13.46
		KAR	13650.00	13200.00	11750.00	3.41	16.17
0170904. MASH SPLIT AVG. QLTY.	100 KG.	LAH	17750.00	17750.00	14750.00	0.00	20.34
		FAS	17250.00	17250.00	11500.00	0.00	50.00
		RAW	17400.00	17400.00	14900.00	0.00	16.78
		MUL	17250.00	16750.00	14500.00	2.99	18.97
		SKT	18000.00	18000.00	14250.00	0.00	26.32
		KSR	16750.00	16750.00	15250.00	0.00	9.84
		KAR	14450.00	14450.00	12750.00	0.00	13.33
		HYD	18500.00	16400.00	12200.00	12.80	51.64
		SKR	15000.00	15000.00	10500.00	0.00	42.86
		MPK	18700.00	16500.00	13000.00	13.33	43.85
		PSH	17900.00	16900.00	14600.00	5.92	22.60
		MNG	18400.00	17300.00	14500.00	6.36	26.90
		QTA	22600.00	18600.00	16200.00	21.51	39.51
0170905. MOONG WHOLE AVG. QLTY.	100 KG.	LAH	13250.00	14750.00	12250.00	-10.17	8.16
		FAS	9575.00	9900.00	12250.00	-3.28	-21.84
		RAW	18100.00	16100.00	14750.00	12.42	22.71
		MUL	10750.00	12750.00	10750.00	-15.69	0.00
		SKT	14000.00	14000.00	11000.00	0.00	27.27
		GJT	11800.00	11800.00	9750.00	0.00	21.03
		KSR	13250.00	13750.00	12250.00	-3.64	8.16
		KAR	15150.00	15000.00	13250.00	1.00	14.34
		SKR	12000.00	12000.00	10500.00	0.00	14.29
		PSH	10900.00	10900.00	10200.00	0.00	6.86

Contd.

7.10 Intercity Wholesale Prices of Selected Commodities

Group/Commodity/Item Specification	Unit	City	Prices (Rs.)			% Change in Sept., 2015 Over	
			Sept., 2015	Aug., 2015	Sept., 2014	Aug., 2015	Sept., 2014
0170906. MOONG SPLIT AVG. QLTY.	100 KG.	MNG	10200.00	10000.00	9400.00	2.00	8.51
		QTA	15000.00	16800.00	14600.00	-10.71	2.74
		LAH	14250.00	15250.00	13350.00	-6.56	6.74
		FAS	10875.00	11500.00	12750.00	-5.43	-14.71
		RAW	16900.00	16900.00	15100.00	0.00	11.92
		MUL	11125.00	13750.00	11750.00	-19.09	-5.32
		SKT	14000.00	14000.00	11500.00	0.00	21.74
		GJT	12500.00	12500.00	10850.00	0.00	15.21
		KAR	16000.00	16000.00	14250.00	0.00	12.28
		HYD	12200.00	12600.00	13250.00	-3.17	-7.92
		SKR	13200.00	12500.00	11500.00	5.60	14.78
		MPK	15000.00	15500.00	12000.00	-3.23	25.00
		PSH	11500.00	11750.00	11000.00	-2.13	4.55
		MNG	12800.00	12800.00	11000.00	0.00	16.36
QTA	14600.00	16400.00	14200.00	-10.98	2.82		
014. Sugar Crops							
0180206. SUGAR CANE (OPEN MARKET)	40 KG.	FAS	175.00	175.00	177.50	0.00	-1.41
		HYD	182.00	182.00	175.00	0.00	4.00
		PSH	212.00	212.00	180.00	0.00	17.78
015. Fibre Crops							
0192101. COTTON SPOT RATE EX-KAR.	40 KG.	KAR	5128.50	5074.75	6135.00	1.06	-16.41
0192201. JUTE BAGS LOCAL	100	LAH	12250.00	12250.00	12250.00	0.00	0.00
		FAS	9000.00	9000.00	9000.00	0.00	0.00
		KAR	12100.00	12100.00	10250.00	0.00	18.05
		PSH	9500.00	9500.00	9500.00	0.00	0.00
016. Unmanufactured Tobacco							
0197001. TOBACCO SIND KARO	40 KG.	SAR	5500.00	5500.00	5000.00	0.00	10.00
		SKR	2200.00	2200.00	2200.00	0.00	0.00
		LRK	2500.00	2500.00	2000.00	0.00	25.00
0197002. TOBACCO DESI(MITHA)	40 KG.	LAH	5450.00	5450.00	5250.00	0.00	3.81
		SAR	7150.00	7150.00	6500.00	0.00	10.00
		HYD	5200.00	5100.00	5000.00	1.96	4.00
		QTA	2800.00	2800.00	2545.00	0.00	10.02
0197003. TOBACCO SUFAID PATHA	40 KG.	MUL	7100.00	7100.00	6900.00	0.00	2.90
		SAR	5700.00	5200.00	4750.00	9.62	20.00
		KAR	2830.00	2790.00	2690.00	1.43	5.20
		HYD	5600.00	5600.00	4500.00	0.00	24.44
		QTA	5415.00	5415.00	5415.00	0.00	0.00
0197004. TOBACCO HUKKA TWISTED	40 KG.	LAH	4450.00	4450.00	4300.00	0.00	3.49
		RAW	2625.00	2625.00	2375.00	0.00	10.53
		MUL	4700.00	4700.00	4700.00	0.00	0.00
		KSR	4650.00	4650.00	4550.00	0.00	2.20
		HYD	5200.00	5200.00	5000.00	0.00	4.00
		SKR	8000.00	8000.00	2800.00	0.00	185.71
		QTA	2970.00	2970.00	2970.00	0.00	0.00
0197005. TOBACCO HUKKA PREPARED	40 KG.	LAH	3850.00	3850.00	3700.00	0.00	4.05
		RAW	1525.00	1525.00	1275.00	0.00	19.61
		MUL	1500.00	1500.00	1300.00	0.00	15.38
		KSR	3700.00	3700.00	3450.00	0.00	7.25
		LRK	1500.00	1500.00	1500.00	0.00	0.00
		QTA	1530.00	1530.00	1530.00	0.00	0.00
017. Poultry							
0215101. CHICKEN FARM(LIVE)	1 KG.	LAH	98.50	130.50	106.50	-24.52	-7.51
		FAS	102.50	135.00	132.50	-24.07	-22.64
		RAW	99.00	126.50	135.50	-21.74	-26.94
		MUL	115.00	140.00	151.00	-17.86	-23.84
		GUJ	100.00	130.00	130.00	-23.08	-23.08

Contd.

7.10 Intercity Wholesale Prices of Selected Commodities

Group/Commodity/Item Specification	Unit	City	Prices (Rs.)			% Change in Sept., 2015 Over	
			Sept., 2015	Aug., 2015	Sept., 2014	Aug., 2015	Sept., 2014
		SKT	100.00	138.00	128.00	-27.54	-21.88
		BPR	105.00	141.00	147.00	-25.53	-28.57
		KAR	130.00	175.00	142.50	-25.71	-8.77
		HYD	140.00	145.00	130.00	-3.45	7.69
		SKR	145.00	160.00	120.00	-9.38	20.83
		MPK	110.00	135.00	112.00	-18.52	-1.79
		PSH	122.00	160.00	132.00	-23.75	-7.58
		MNG	151.00	171.00	157.00	-11.70	-3.82
		QTA	150.00	180.00	145.00	-16.67	3.45
018. Raw Milk from Bovine Animals							
0221101. FRESH MILK	40 LTR.	LAH	3000.00	3000.00	3000.00	0.00	0.00
		FAS	2200.00	2200.00	2200.00	0.00	0.00
		RAW	3150.00	3150.00	2975.00	0.00	5.88
		MUL	2450.00	2450.00	2300.00	0.00	6.52
		SAH	2000.00	2000.00	2000.00	0.00	0.00
		SKT	2600.00	2600.00	2600.00	0.00	0.00
		KSR	2225.00	2225.00	2175.00	0.00	2.30
		KAR	3000.00	3000.00	3000.00	0.00	0.00
		HYD	2800.00	2800.00	2800.00	0.00	0.00
		SKR	2800.00	2800.00	2775.00	0.00	0.90
		MPK	2600.00	2560.00	2560.00	1.56	1.56
		PSH	2400.00	2400.00	2200.00	0.00	9.09
		BNU	2600.00	2600.00	2600.00	0.00	0.00
		QTA	2800.00	2800.00	2800.00	0.00	0.00
019. Eggs							
0231001. EGGS FARM CRATE OF 30 DOZ.	EACH	LAH	2580.00	2700.00	2940.00	-4.44	-12.24
		FAS	2580.00	2700.00	3000.00	-4.44	-14.00
		RAW	2560.00	2660.00	3025.00	-3.76	-15.37
		MUL	2550.00	2650.00	2950.00	-3.77	-13.56
		GUJ	2760.00	2760.00	3120.00	0.00	-11.54
		SKT	2700.00	2700.00	2500.00	0.00	8.00
		BPR	2580.00	2700.00	2940.00	-4.44	-12.24
		KAR	2565.00	2765.00	3150.00	-7.23	-18.57
		HYD	2550.00	2640.00	3200.00	-3.41	-20.31
		SKR	2400.00	2800.00	2950.00	-14.29	-18.64
		MPK	2040.00	2760.00	2850.00	-26.09	-28.42
		PSH	2725.00	2700.00	2550.00	0.93	6.86
		MNG	2750.00	2900.00	2962.50	-5.17	-7.17
		QTA	3200.00	3200.00	2600.00	0.00	23.08
020. Raw Animal Materials / Wool							
0294201. WOOL PAK. SUPERIOR WHITE	40 KG.	LAH	1575.00	1575.00	1575.00	0.00	0.00
		MUL	1900.00	1900.00	2550.00	0.00	-25.49
		KAR	3900.00	3900.00	2820.00	0.00	38.30
		BNU	2500.00	2500.00	2500.00	0.00	0.00
0294202. WOOL PAK. SUPERIOR YELLOW	40 KG.	LAH	1375.00	1375.00	1375.00	0.00	0.00
		MUL	1500.00	1500.00	1900.00	0.00	-21.05
		KAR	3900.00	3900.00	2820.00	0.00	38.30
		BNU	2250.00	2250.00	2250.00	0.00	0.00
0294203. WOOL PAK MEDIUM WHITE	40 KG.	LAH	1300.00	1300.00	1300.00	0.00	0.00
		MUL	1700.00	1700.00	2050.00	0.00	-17.07
		KAR	3400.00	3400.00	2410.00	0.00	41.08
		BNU	2100.00	2100.00	2100.00	0.00	0.00
0294204. WOOL PAK.MEDIUM YELLOW	40 KG.	LAH	1175.00	1175.00	1175.00	0.00	0.00
		MUL	1300.00	1300.00	1650.00	0.00	-21.21
		KAR	3100.00	3100.00	2270.00	0.00	36.56
		BNU	1850.00	1850.00	1850.00	0.00	0.00

Contd.

7.10 Intercity Wholesale Prices of Selected Commodities

Group/Commodity/Item Specification	Unit	City	Prices (Rs.)			% Change in Sept., 2015 Over	
			Sept., 2015	Aug., 2015	Sept., 2014	Aug., 2015	Sept., 2014
0294205. WOOL COLOURED LIGHT	40 KG.	LAH	925.00	925.00	925.00	0.00	0.00
		MUL	750.00	750.00	1050.00	0.00	-28.57
		KAR	2500.00	2500.00	1900.00	0.00	31.58
0294206. WOOL COLOURED DARK	40 KG.	BNU	1600.00	1600.00	1450.00	0.00	10.34
		LAH	825.00	825.00	825.00	0.00	0.00
		MUL	550.00	550.00	850.00	0.00	-35.29
		KAR	2300.00	2300.00	1835.00	0.00	25.34
		BNU	1500.00	1500.00	1500.00	0.00	0.00
021. Hides & Fur Skins, Raw							
0295101. HIDES WET SALTED COW MEDIUM	EACH	LAH	2300.00	2300.00	1975.00	0.00	16.46
		RAW	2550.00	2550.00	1975.00	0.00	29.11
		MUL	2050.00	2050.00	2650.00	0.00	-22.64
		SKT	3000.00	3000.00	2950.00	0.00	1.69
		KSR	2250.00	2250.00	1925.00	0.00	16.88
		KAR	4000.00	4000.00	3900.00	0.00	2.56
		HYD	3000.00	3000.00	2000.00	0.00	50.00
		BNU	1700.00	1700.00	1450.00	0.00	17.24
		QTA	3500.00	3500.00	3000.00	0.00	16.67
		0295102. HIDES WET SALTED BUFFALO MEDIUM	EACH	LAH	1900.00	1900.00	1675.00
RAW	2550.00			2550.00	1975.00	0.00	29.11
MUL	2850.00			2850.00	2950.00	0.00	-3.39
SKT	3000.00			3000.00	2950.00	0.00	1.69
KSR	1800.00			1800.00	1625.00	0.00	10.77
KAR	2700.00			2700.00	2650.00	0.00	1.89
HYD	1850.00			1850.00	1850.00	0.00	0.00
BNU	1900.00			1900.00	1825.00	0.00	4.11
QTA	2400.00			2400.00	2400.00	0.00	0.00
0295103. HIDES WET SALTED CALF MEDIUM	EACH			LAH	1500.00	1500.00	1225.00
		RAW	2150.00	2150.00	1075.00	0.00	100.00
		MUL	950.00	950.00	1250.00	0.00	-24.00
		SKT	700.00	700.00	650.00	0.00	7.69
		KSR	1400.00	1400.00	975.00	0.00	43.59
		KAR	3900.00	3900.00	1700.00	0.00	129.41
		HYD	2050.00	2050.00	2050.00	0.00	0.00
		BNU	900.00	900.00	750.00	0.00	20.00
		QTA	2300.00	2300.00	2300.00	0.00	0.00
		0295301. SHEEP SKIN MEDIUM	100	RAW	29500.00	29500.00	23500.00
MUL	17000.00			17000.00	33000.00	0.00	-48.48
KSR	22000.00			22000.00	22000.00	0.00	0.00
KAR	42500.00			42500.00	48750.00	0.00	-12.82
HYD	20500.00			20500.00	20500.00	0.00	0.00
PSH	38000.00			38000.00	35000.00	0.00	8.57
QTA	50000.00			50000.00	50000.00	0.00	0.00
0295302. SHEEP SKIN LARGE	100	LAH	39000.00	39000.00	39000.00	0.00	0.00
		RAW	35500.00	35500.00	29500.00	0.00	20.34
		MUL	22000.00	22000.00	42500.00	0.00	-48.24
		KSR	30500.00	30500.00	30500.00	0.00	0.00
		KAR	55500.00	55500.00	63750.00	0.00	-12.94
		HYD	31500.00	31500.00	31500.00	0.00	0.00
		PSH	52000.00	52000.00	52000.00	0.00	0.00
0295401. GOAT SKIN LARGE	100	QTA	55000.00	55000.00	60000.00	0.00	-8.33
		LAH	40000.00	40000.00	31000.00	0.00	29.03
		RAW	34500.00	34500.00	28250.00	0.00	22.12
		KSR	37000.00	37000.00	27500.00	0.00	34.55
		KAR	37500.00	37500.00	52750.00	0.00	-28.91
		HYD	36500.00	36500.00	36500.00	0.00	0.00

Contd.

7.10 Intercity Wholesale Prices of Selected Commodities

Group/Commodity/Item Specification	Unit	City	Prices (Rs.)			% Change in Sept., 2015 Over			
			Sept., 2015	Aug., 2015	Sept., 2014	Aug., 2015	Sept., 2014		
0295402. GOAT SKIN EXTRA LARGE	100	PSH	35000.00	35000.00	32000.00	0.00	9.38		
		QTA	43500.00	43500.00	46500.00	0.00	-6.45		
		LAH	50000.00	50000.00	41000.00	0.00	21.95		
		RAW	35500.00	35500.00	29750.00	0.00	19.33		
		MUL	37500.00	37500.00	57500.00	0.00	-34.78		
		KSR	45000.00	45000.00	39500.00	0.00	13.92		
		KAR	49250.00	49250.00	64500.00	0.00	-23.64		
0295403. GOAT SKIN MEDIUM	100	HYD	36750.00	36750.00	36750.00	0.00	0.00		
		PSH	36000.00	36000.00	35000.00	0.00	2.86		
		QTA	52500.00	52500.00	52500.00	0.00	0.00		
		LAH	29000.00	29000.00	29000.00	0.00	0.00		
		RAW	29750.00	29750.00	24750.00	0.00	20.20		
		MUL	19000.00	19000.00	31000.00	0.00	-38.71		
		SKT	35000.00	35000.00	42500.00	0.00	-17.65		
0295404. GOAT SKIN SMALL	100	KSR	24500.00	24500.00	24500.00	0.00	0.00		
		KAR	24500.00	24500.00	46000.00	0.00	-46.74		
		PSH	28000.00	28000.00	25000.00	0.00	12.00		
		QTA	37500.00	37500.00	37500.00	0.00	0.00		
		LAH	21000.00	21000.00	21000.00	0.00	0.00		
		RAW	28750.00	28750.00	23750.00	0.00	21.05		
		SKT	15000.00	15000.00	15000.00	0.00	0.00		
022. Fuel Wood in Logs 0313001. FIRE WOOD MIXED DRY	40 KG.	KSR	18500.00	18500.00	18500.00	0.00	0.00		
		KAR	26500.00	26500.00	33875.00	0.00	-21.77		
		PSH	20000.00	20000.00	18000.00	0.00	11.11		
		QTA	27000.00	27000.00	27000.00	0.00	0.00		
		LAH	690.00	690.00	590.00	0.00	16.95		
		FAS	380.00	380.00	380.00	0.00	0.00		
		RAW	650.00	650.00	537.50	0.00	20.93		
023. Fish Live Fresh or Chilled 0411901. FISH RAHU RIVER	40 KG.	MUL	490.00	490.00	450.00	0.00	8.89		
		GJT	470.00	470.00	470.00	0.00	0.00		
		KAR	562.50	562.50	455.00	0.00	23.63		
		HYD	350.00	350.00	350.00	0.00	0.00		
		SKR	375.00	375.00	375.00	0.00	0.00		
		LRK	400.00	400.00	390.00	0.00	2.56		
		PSH	675.00	650.00	610.00	3.85	10.66		
		MNG	500.00	500.00	500.00	0.00	0.00		
		QTA	465.00	465.00	465.00	0.00	0.00		
		0411902. FISH RAHU SEA 0411903. FISH SURMAI (SEA)	40 KG.	LAH	9850.00	9850.00	9100.00	0.00	8.24
				RAW	6225.00	6225.00	6350.00	0.00	-1.97
MUL	7450.00			7350.00	6800.00	1.36	9.56		
HYD	7500.00			7500.00	8000.00	0.00	-6.25		
SKR	10500.00			10500.00	10500.00	0.00	0.00		
024. Coal not Agglomerated 1101001. COAL	40 KG.	PSH	7400.00	8100.00	8400.00	-8.64	-11.90		
		KAR	5060.00	5060.00	3100.00	0.00	63.23		
025. Natural Gas Liquified 1202001. SUI GAS GENERAL INDUSRIAL USE	40 KG.	KAR	11200.00	11200.00	7600.00	0.00	47.37		
		LAH	15000.00	14250.00	14250.00	5.26	5.26		
1202002. LPG	MMBTU	MT.	600.00	571.23	571.23	5.04	5.04		
		KAR	74.75	74.75	114.00	0.00	-34.43		
		LAH	93.00	105.00	117.00	-11.43	-20.51		
		RAW	80.00	80.00	110.00	0.00	-27.27		
		KAR	100.00	100.00	130.00	0.00	-23.08		
		PSH	100.00	100.00	125.00	0.00	-20.00		

Contd.

7.10 Intercity Wholesale Prices of Selected Commodities

Group/Commodity/Item Specification	Unit	City	Prices (Rs.)			% Change in Sept., 2015 Over	
			Sept., 2015	Aug., 2015	Sept., 2014	Aug., 2015	Sept., 2014
1202003. CNG	KG.	KAR	67.50	73.93	73.93	-8.70	-8.70
026. Salt & Pure Sodium Chloride							
1620001. SALT CRUSHED LAHORI	40 KG.	LAH	195.00	195.00	195.00	0.00	0.00
		RAW	365.00	365.00	345.00	0.00	5.80
		MUL	280.00	280.00	280.00	0.00	0.00
		GJT	240.00	240.00	260.00	0.00	-7.69
		KAR	350.00	350.00	325.00	0.00	7.69
		SKR	275.00	275.00	275.00	0.00	0.00
		PSH	200.00	200.00	200.00	0.00	0.00
1620002. SEA SALT	40 KG.	LAH	195.00	195.00	195.00	0.00	0.00
		FAS	400.00	400.00	400.00	0.00	0.00
		KAR	122.50	122.50	122.50	0.00	0.00
		HYD	150.00	150.00	130.00	0.00	15.38
		NWB	300.00	300.00	300.00	0.00	0.00
027. Electrical Energy							
1710011. ELECTRICITY TARRIF B1	KWH.	KAR	15.34	15.34	14.75	0.00	4.00
1710012. ELECTRICITY TARRIF B2	KWH.	KAR	15.15	15.15	14.77	0.00	2.57
1710013. ELECTRICITY TARRIF B3	KWH.	KAR	15.52	15.52	15.15	0.00	2.44
1710014. ELECTRICITY TARRIF B4	KWH.	KAR	15.46	15.46	14.96	0.00	3.34
1710021. ELECTRICITY TARIFF-D1	KWH.	KAR	11.01	11.01	10.66	0.00	3.28
1710022. ELECTRICITY TARIFF-D2	KWH.	KAR	11.70	11.70	11.89	0.00	-1.60
3. Food, Beverages, Tobacco, Textiles, Leather							
3a) Food Products, Beverages & Tobacco							
028. Meat of Animals							
2111101. BEEF	40 KG.	LAH	11700.00	11200.00	11200.00	4.46	4.46
		FAS	9300.00	9300.00	9300.00	0.00	0.00
		RAW	8950.00	8750.00	8550.00	2.29	4.68
		MUL	9300.00	9300.00	8800.00	0.00	5.68
		SAR	10200.00	10200.00	10150.00	0.00	0.49
		GJT	10000.00	10000.00	10000.00	0.00	0.00
		KAR	10800.00	10800.00	10800.00	0.00	0.00
		HYD	10050.00	10050.00	9550.00	0.00	5.24
		PSH	11000.00	11000.00	9950.00	0.00	10.55
		MNG	10000.00	10000.00	10000.00	0.00	0.00
		QTA	15000.00	15000.00	15000.00	0.00	0.00
2111601. MUTTON	40 KG.	LAH	26625.00	26625.00	23800.00	0.00	11.87
		FAS	19750.00	19750.00	19750.00	0.00	0.00
		RAW	25750.00	24900.00	24250.00	3.41	6.19
		MUL	20600.00	20600.00	20200.00	0.00	1.98
		KAR	21600.00	21600.00	21600.00	0.00	0.00
		HYD	21200.00	21200.00	19600.00	0.00	8.16
		PSH	24700.00	24700.00	22500.00	0.00	9.78
		MNG	16000.00	16000.00	16000.00	0.00	0.00
		QTA	23200.00	23200.00	23200.00	0.00	0.00
029. Vegetables & Fruit Juice							
2133101. TOMATO KETCHUP 300 GM.	DOZ.	LAH	900.00	900.00	815.00	0.00	10.43
		FAS	892.20	892.20	892.20	0.00	0.00
		RAW	1025.00	1025.00	915.00	0.00	12.02
		MUL	970.00	970.00	919.00	0.00	5.55
		GJT	920.00	920.00	900.00	0.00	2.22
		KAR	780.00	780.00	780.00	0.00	0.00
		HYD	724.00	724.00	724.00	0.00	0.00
		SKR	936.72	936.72	936.72	0.00	0.00
		MPK	772.00	772.00	772.00	0.00	0.00
		PSH	1080.00	1080.00	900.00	0.00	20.00
		MNG	980.00	980.00	920.00	0.00	6.52
		QTA	828.00	828.00	828.00	0.00	0.00

Contd.

7.10 Intercity Wholesale Prices of Selected Commodities

Group/Commodity/Item Specification	Unit	City	Prices (Rs.)			% Change in Sept., 2015 Over			
			Sept., 2015	Aug., 2015	Sept., 2014	Aug., 2015	Sept., 2014		
2133901. CHILLES & LIME PKL.IN OIL 340 G.	DOZ.	LAH	1017.00	1017.00	1017.00	0.00	0.00		
		RAW	1137.50	1137.50	1137.50	0.00	0.00		
		KAR	1092.00	1092.00	960.00	0.00	13.75		
		MPK	992.76	992.76	992.76	0.00	0.00		
		PSH	1080.00	1080.00	1080.00	0.00	0.00		
		QTA	938.00	938.00	938.00	0.00	0.00		
030. Dried Fruits & Nuts									
2141101. KISHMISH(RAISIN) AVG. QLTY.	40 KG.	LAH	9900.00	9900.00	9000.00	0.00	10.00		
		RAW	8100.00	8100.00	8100.00	0.00	0.00		
		MUL	11750.00	12250.00	11250.00	-4.08	4.44		
		KAR	10200.00	10200.00	9000.00	0.00	13.33		
		HYD	9400.00	9400.00	8550.00	0.00	9.94		
		MPK	12000.00	12000.00	11500.00	0.00	4.35		
		PSH	5450.00	5450.00	7200.00	0.00	-24.31		
		BNU	8900.00	8900.00	8650.00	0.00	2.89		
		QTA	5100.00	5100.00	5100.00	0.00	0.00		
		2141301. GROUND NUT WITH SHELL AVG. QLTY.	40 KG.	LAH	5250.00	4450.00	4450.00	17.98	17.98
				RAW	3975.00	3975.00	3975.00	0.00	0.00
				MUL	3900.00	3900.00	4100.00	0.00	-4.88
KAR	6900.00			6900.00	6875.00	0.00	0.36		
HYD	4300.00			4500.00	4500.00	-4.44	-4.44		
MPK	4300.00			4300.00	3000.00	0.00	43.33		
031. Fruit Juices	DOZ.	PSH	5600.00	5600.00	4850.00	0.00	15.46		
		QTA	3850.00	3850.00	3850.00	0.00	0.00		
		2142901. ROOHAFZA(SHARBAT)	DOZ.	LAH	1620.00	1620.00	1512.00	0.00	7.14
				FAS	1660.00	1660.00	1560.00	0.00	6.41
				RAW	1685.00	1685.00	1575.00	0.00	6.98
				MUL	1650.00	1650.00	1540.00	0.00	7.14
GUJ	1700.00			1700.00	1600.00	0.00	6.25		
BPR	1680.00			1680.00	1560.00	0.00	7.69		
GJT	1650.00			1650.00	1600.00	0.00	3.13		
KAR	1704.00			1704.00	1560.00	0.00	9.23		
HYD	1680.00			1680.00	1560.00	0.00	7.69		
SKR	1620.00			1620.00	1590.00	0.00	1.89		
LRK	1690.00			1690.00	1550.00	0.00	9.03		
PSH	1680.00			1680.00	1520.00	0.00	10.53		
BNU	1710.00	1710.00	1470.00	0.00	16.33				
MNG	1675.00	1675.00	1560.00	0.00	7.37				
QTA	1836.00	1836.00	1596.00	0.00	15.04				
2142902. JAM-E-SHREEN	DOZ.	LAH	1766.00	1766.00	1550.00	0.00	13.94		
		FAS	1660.00	1660.00	1550.00	0.00	7.10		
		RAW	1695.00	1695.00	1610.00	0.00	5.28		
		MUL	1650.00	1650.00	1545.00	0.00	6.80		
		GUJ	1650.00	1650.00	1560.00	0.00	5.77		
		BPR	1670.00	1670.00	1560.00	0.00	7.05		
		KAR	1776.00	1776.00	1560.00	0.00	13.85		
		HYD	1680.00	1680.00	1560.00	0.00	7.69		
		SKR	1620.00	1620.00	1550.00	0.00	4.52		
		PSH	1670.00	1670.00	1520.00	0.00	9.87		
		BNU	1650.00	1650.00	1470.00	0.00	12.24		
		MNG	1670.00	1670.00	1560.00	0.00	7.05		
2142903. FRUIT JUICE TETRA PACK	DOZ.	LAH	190.00	190.00	190.00	0.00	0.00		
		FAS	157.50	157.50	157.50	0.00	0.00		
		RAW	157.50	157.50	157.50	0.00	0.00		
		MUL	135.00	135.00	135.00	0.00	0.00		
		KAR	136.00	136.00	136.00	0.00	0.00		

Contd.

7.10 Intercity Wholesale Prices of Selected Commodities

Group/Commodity/Item Specification	Unit	City	Prices (Rs.)			% Change in Sept., 2015 Over	
			Sept., 2015	Aug., 2015	Sept., 2014	Aug., 2015	Sept., 2014
		HYD	165.00	165.00	130.00	0.00	26.92
		SKR	180.00	180.00	180.00	0.00	0.00
		PSH	120.00	120.00	129.00	0.00	-6.98
		QTA	110.00	110.00	110.00	0.00	0.00
2142904. LEMON/ORANGE SQUASH MITCHELS(730ML)	DOZ.	LAH	1540.00	1540.00	1540.00	0.00	0.00
		FAS	1560.00	1560.00	1560.00	0.00	0.00
		RAW	1710.00	1710.00	1615.00	0.00	5.88
		MUL	1685.00	1685.00	1612.00	0.00	4.53
		KAR	1705.00	1705.00	1400.00	0.00	21.79
		HYD	1680.00	1680.00	1620.00	0.00	3.70
		PSH	1500.00	1500.00	1500.00	0.00	0.00
2142905. MUREEY BREWERY (TOPS)	DOZ.	LAH	495.00	495.00	495.00	0.00	0.00
		RAW	1125.00	1125.00	1055.00	0.00	6.64
		KSR	435.00	435.00	435.00	0.00	0.00
2149201. APL/MNG/ORG/MIX. FRUIT JAM 450 G.	DOZ.	LAH	1455.00	1455.00	1455.00	0.00	0.00
		RAW	1490.00	1490.00	1405.00	0.00	6.05
		KAR	1260.00	1260.00	1184.00	0.00	6.42
		MPK	1183.00	1183.00	1183.00	0.00	0.00
		PSH	1410.00	1410.00	1400.00	0.00	0.71
		QTA	1320.00	1320.00	1320.00	0.00	0.00
2149202. MANGO/MIXED PICKLE IN OIL 340 G.	DOZ.	LAH	1080.00	1080.00	1080.00	0.00	0.00
		RAW	1137.50	1137.50	1137.50	0.00	0.00
		KAR	1092.00	1092.00	960.00	0.00	13.75
		MPK	992.76	992.76	992.76	0.00	0.00
		PSH	1320.00	1320.00	1080.00	0.00	22.22
		QTA	936.00	936.00	936.00	0.00	0.00
032. Vegetable Oils Refined							
2154101. SOYABEAN COOKING OIL TIN	5 LTR.	LAH	800.00	874.00	940.00	-8.47	-14.89
		FAS	800.00	800.00	940.00	0.00	-14.89
		RAW	810.00	795.00	965.00	1.89	-16.06
		MUL	850.00	850.00	1024.00	0.00	-16.99
		KAR	742.50	995.00	985.00	-25.38	-24.62
		HYD	880.00	880.00	1024.00	0.00	-14.06
		SKR	840.00	840.00	980.00	0.00	-14.29
		MPK	970.00	970.00	970.00	0.00	0.00
		PSH	900.00	900.00	1050.00	0.00	-14.29
		BNU	970.00	970.00	1000.00	0.00	-3.00
		QTA	840.00	840.00	915.00	0.00	-8.20
2154301. SUN FLOWER COOKING OIL	5 LTR.	LAH	800.00	874.00	940.00	-8.47	-14.89
		FAS	750.00	750.00	800.00	0.00	-6.25
		RAW	810.00	795.00	965.00	1.89	-16.06
		MUL	778.85	778.85	1045.00	0.00	-25.47
		GJT	790.00	790.00	1045.00	0.00	-24.40
		KAR	742.50	1007.50	985.00	-26.30	-24.62
		HYD	800.00	840.00	880.00	-4.76	-9.09
		SKR	840.00	840.00	880.00	0.00	-4.55
		PSH	900.00	900.00	990.00	0.00	-9.09
		MNG	840.00	880.00	920.00	-4.55	-8.70
		QTA	900.00	900.00	900.00	0.00	0.00
2154401. MUSTARD & RAPE SEED OIL.	40 KG.	LAH	5550.00	5550.00	5850.00	0.00	-5.13
		RAW	6750.00	6750.00	7275.00	0.00	-7.22
		MUL	4950.00	4950.00	5550.00	0.00	-10.81
		KSR	5525.00	5525.00	5750.00	0.00	-3.91
		KAR	6100.00	6300.00	6700.00	-3.17	-8.96
		HYD	4800.00	4900.00	5500.00	-2.04	-12.73
		MPK	4850.00	4850.00	5600.00	0.00	-13.39
		PSH	6775.00	6750.00	6875.00	0.37	-1.45

Contd.

7.10 Intercity Wholesale Prices of Selected Commodities

Group/Commodity/Item Specification	Unit	City	Prices (Rs.)			% Change in Sept., 2015 Over			
			Sept., 2015	Aug., 2015	Sept., 2014	Aug., 2015	Sept., 2014		
2154801. COTTON SEED OIL	40 KG.	BNU	6200.00	6200.00	6200.00	0.00	0.00		
		QTA	6000.00	6000.00	6000.00	0.00	0.00		
		LAH	5625.00	5625.00	5625.00	0.00	0.00		
		MUL	3650.00	3650.00	5300.00	0.00	-31.13		
		GUJ	5200.00	5200.00	5200.00	0.00	0.00		
		SAR	4375.00	4349.50	5350.00	0.59	-18.22		
		KAR	5605.00	6040.00	5850.00	-7.20	-4.19		
		HYD	3550.00	3950.00	5000.00	-10.13	-29.00		
		SKR	4080.00	4080.00	5240.00	0.00	-22.14		
		NWB	6000.00	6000.00	5400.00	0.00	11.11		
2154901. RAFHAN CORN OIL	2.00 LT	PSH	5500.00	5500.00	6150.00	0.00	-10.57		
		LAH	650.00	650.00	650.00	0.00	0.00		
		FAS	690.00	690.00	710.00	0.00	-2.82		
		RAW	537.50	537.50	537.50	0.00	0.00		
		MUL	703.00	703.00	703.00	0.00	0.00		
		KAR	685.00	685.00	547.50	0.00	25.11		
		HYD	730.00	730.00	686.40	0.00	6.35		
		MPK	630.00	630.00	630.00	0.00	0.00		
		PSH	703.00	700.00	700.00	0.43	0.43		
		MNG	630.00	630.00	630.00	0.00	0.00		
QTA	730.00	730.00	535.00	0.00	36.45				
033. Vegetable Ghee									
2159001. VEGETABLE GHEE(16 KG TIN)	EACH	LAH	2100.00	2100.00	2430.00	0.00	-13.58		
		RAW	2135.00	2110.00	2435.00	1.18	-12.32		
		MUL	2240.00	2260.00	2520.00	-0.88	-11.11		
		SKT	2150.00	2150.00	2570.00	0.00	-16.34		
		KAR	2085.00	2090.00	2455.00	-0.24	-15.07		
		SKR	1770.00	1770.00	2340.00	0.00	-24.36		
		MPK	1720.00	1880.00	2050.00	-8.51	-16.10		
		PSH	2330.00	2330.00	2475.00	0.00	-5.86		
		MNG	2180.00	2280.00	2430.00	-4.39	-10.29		
		QTA	2325.00	2325.00	2765.00	0.00	-15.91		
		2159002. VEGETABLE GHEE(DALDA/TULO/HABIB/SHA)	05 KG.	LAH	870.00	870.00	995.00	0.00	-12.56
				FAS	785.00	785.00	902.50	0.00	-13.02
				RAW	810.00	795.00	965.00	1.89	-16.06
				MUL	845.00	845.00	976.00	0.00	-13.42
				SAR	865.00	865.00	952.00	0.00	-9.14
				GJT	845.00	845.00	950.00	0.00	-11.05
				KAR	810.00	895.00	982.50	-9.50	-17.56
HYD	875.00			864.73	966.00	1.19	-9.42		
SKR	720.00			720.00	970.00	0.00	-25.77		
PSH	835.00			890.00	970.00	-6.18	-13.92		
QTA	830.00	830.00	1010.00	0.00	-17.82				
034. Oil Cakes									
2171001. COTTON SEED OIL CAKES	40 KG.	LAH	1525.00	1525.00	1525.00	0.00	0.00		
		FAS	1300.00	1400.00	1250.00	-7.14	4.00		
		MUL	1335.00	1335.00	1325.00	0.00	0.75		
		SAR	1214.00	1425.00	1575.00	-14.81	-22.92		
		BPR	1425.00	1425.00	1175.00	0.00	21.28		
		HYD	1400.00	1400.00	1250.00	0.00	12.00		
		SKR	1200.00	1200.00	1368.00	0.00	-12.28		
		MPK	1140.00	1300.00	964.00	-12.31	18.26		
		PSH	1550.00	1520.00	1232.50	1.97	25.76		
		QTA	925.00	925.00	925.00	0.00	0.00		
		2171002. MUSTARD & RAPSEED OIL CAKES	40 KG.	LAH	1250.00	1250.00	1250.00	0.00	0.00
				FAS	1100.00	1100.00	1350.00	0.00	-18.52
				MUL	1075.00	1125.00	1375.00	-4.44	-21.82

Contd.

7.10 Intercity Wholesale Prices of Selected Commodities

Group/Commodity/Item Specification	Unit	City	Prices (Rs.)			% Change in Sept., 2015 Over	
			Sept., 2015	Aug., 2015	Sept., 2014	Aug., 2015	Sept., 2014
		SAR	975.00	1100.00	1625.00	-11.36	-40.00
		BPR	1075.00	1075.00	1325.00	0.00	-18.87
		HYD	1175.00	1175.00	1450.00	0.00	-18.97
		SKR	1350.00	1350.00	1497.00	0.00	-9.82
		MPK	1000.00	1100.00	1200.00	-9.09	-16.67
		PSH	1480.00	1470.00	1420.00	0.68	4.23
		QTA	950.00	950.00	950.00	0.00	0.00
035. Processed Liquid Milk							
2211002. MILK PAK/HALEEB/NESTLE (LITRE)	DOZ.	LAH	1300.00	1300.00	1200.00	0.00	8.33
		FAS	1182.50	1182.50	1125.00	0.00	5.11
		RAW	1195.00	1195.00	1195.00	0.00	0.00
		KAR	1250.00	1250.00	1080.00	0.00	15.74
		HYD	1125.00	1125.00	1125.00	0.00	0.00
		SKR	1140.00	1140.00	1140.00	0.00	0.00
		PSH	1300.00	1300.00	1076.00	0.00	20.82
		MNG	1260.00	1260.00	1245.00	0.00	1.20
036. Milk & Cream in Solid Form							
2221101. POWD.MILK EVERYDAY(NESTLE)1KG.	EACH	LAH	645.00	645.00	620.00	0.00	4.03
		RAW	620.00	620.00	620.00	0.00	0.00
		MUL	648.16	648.16	620.33	0.00	4.49
		KAR	647.50	647.50	620.00	0.00	4.44
		HYD	650.00	650.00	621.00	0.00	4.67
		SKR	650.00	650.00	620.00	0.00	4.84
		PSH	650.00	650.00	620.00	0.00	4.84
		BNU	650.00	630.00	600.00	3.17	8.33
		QTA	680.00	680.00	620.00	0.00	9.68
2221201. POWDERED MILK(SKIMMED)/BAG 25 KG.	EACH	LAH	11750.00	11750.00	11200.00	0.00	4.91
		RAW	11775.00	11775.00	11637.50	0.00	1.18
		MUL	9800.00	10250.00	10900.00	-4.39	-10.09
		KAR	10500.00	12600.00	15900.00	-16.67	-33.96
		PSH	8600.00	9000.00	11750.00	-4.44	-26.81
		QTA	12500.00	12500.00	12000.00	0.00	4.17
2221202. POWDERED MILK NIDO (1 KG. POLY BA	EACH	LAH	700.00	700.00	692.00	0.00	1.16
		RAW	738.00	738.00	738.00	0.00	0.00
		GUJ	738.00	738.00	796.70	0.00	-7.37
		KAR	697.50	697.50	620.00	0.00	12.50
		HYD	772.22	781.11	671.35	-1.14	15.02
		PSH	700.00	700.00	670.00	0.00	4.48
037. Ice Cream							
2227001. ICE CREAM POLKA/WALLS	DOZ.	LAH	324.00	324.00	324.00	0.00	0.00
		RAW	442.50	442.50	442.50	0.00	0.00
		KAR	264.00	264.00	264.00	0.00	0.00
		HYD	432.00	432.00	432.00	0.00	0.00
		SKR	240.00	240.00	240.00	0.00	0.00
		QTA	384.00	384.00	384.00	0.00	0.00
038. Dairy Products N.E.C							
2229001. MILO(200 GM. PACK) NESTLE	EACH	LAH	198.00	198.00	198.00	0.00	0.00
		FAS	175.00	175.00	185.00	0.00	-5.41
		RAW	172.50	172.50	143.50	0.00	20.21
		MUL	140.00	140.00	140.00	0.00	0.00
		KAR	174.00	174.00	174.00	0.00	0.00
		HYD	195.00	195.00	134.50	0.00	44.98
		MPK	180.00	180.00	180.00	0.00	0.00
		PSH	155.00	155.00	155.00	0.00	0.00
		MNG	175.00	175.00	182.00	0.00	-3.85
		QTA	160.00	160.00	150.00	0.00	6.67

Contd.

7.10 Intercity Wholesale Prices of Selected Commodities

Group/Commodity/Item Specification	Unit	City	Prices (Rs.)			% Change in Sept., 2015 Over	
			Sept., 2015	Aug., 2015	Sept., 2014	Aug., 2015	Sept., 2014
2229002. LACTOGEN(SOFT PACK 400 GM)	EACH	LAH	385.00	385.00	380.00	0.00	1.32
		FAS	405.00	405.00	395.00	0.00	2.53
		RAW	405.00	405.00	395.00	0.00	2.53
		MUL	402.79	402.79	393.50	0.00	2.36
		KAR	400.00	400.00	394.00	0.00	1.52
		HYD	405.00	405.00	394.00	0.00	2.79
		MPK	400.00	400.00	400.00	0.00	0.00
		PSH	397.00	397.00	380.00	0.00	4.47
		QTA	395.00	395.00	395.00	0.00	0.00
039. Wheat Flour							
2311001. WHEAT FLOUR SUP. QLTY.	80 KG.	LAH	3290.00	3290.00	3375.00	0.00	-2.52
		FAS	2960.00	2960.00	3080.00	0.00	-3.90
		RAW	3667.50	3637.50	3725.00	0.82	-1.54
		MUL	2925.00	2975.00	3125.00	-1.68	-6.40
		GUJ	3000.00	2920.00	3225.00	2.74	-6.98
		SAR	2960.00	2960.00	2920.00	0.00	1.37
		SKT	3800.00	3700.00	3850.00	2.70	-1.30
		GJT	3080.00	2970.00	3050.00	3.70	0.98
		KAR	2885.00	2885.00	3100.00	0.00	-6.94
		HYD	3400.00	3427.53	3525.00	-0.80	-3.55
		SKR	2880.00	2880.00	2970.00	0.00	-3.03
		LRK	3040.00	3040.00	3150.00	0.00	-3.49
		PSH	3280.00	3280.00	3325.00	0.00	-1.35
		QTA	3080.00	3080.00	3200.00	0.00	-3.75
		2311002. WHEAT FLOUR AVG. QLTY	80 KG.	LAH	2975.00	2975.00	3175.00
FAS	2620.00			2620.00	2800.00	0.00	-6.43
RAW	2962.50			2937.50	3162.50	0.85	-6.32
MUL	2725.00			2775.00	2975.00	-1.80	-8.40
SAH	2820.00			2680.00	3080.00	5.22	-8.44
SAR	2660.00			2640.00	2750.00	0.76	-3.27
BPR	2880.00			2800.00	3152.00	2.86	-8.63
GJT	2980.00			2900.00	2940.00	2.76	1.36
KAR	2740.00			2740.00	2900.00	0.00	-5.52
HYD	3000.00			3000.00	3240.00	0.00	-7.41
SKR	2840.00			2840.00	3040.00	0.00	-6.58
LRK	2880.00			2880.00	3020.00	0.00	-4.64
MPK	2600.00			2600.00	2900.00	0.00	-10.34
PSH	2980.00			3015.00	3150.00	-1.16	-5.40
MNG	2960.00			2960.00	3160.00	0.00	-6.33
QTA	3040.00	3040.00	2950.00	0.00	3.05		
2311003. WHEAT FLOUR/BAG OF 10 KG.	EACH	LAH	361.50	366.50	390.00	-1.36	-7.31
		FAS	350.00	350.00	370.00	0.00	-5.41
		RAW	375.00	365.00	380.00	2.74	-1.32
		MUL	345.00	350.00	370.00	-1.43	-6.76
		GUJ	360.00	350.00	347.50	2.86	3.60
		SKT	370.00	370.00	350.00	0.00	5.71
		BPR	360.00	350.00	394.00	2.86	-8.63
		GJT	370.00	360.00	330.00	2.78	12.12
		KAR	392.50	392.50	419.00	0.00	-6.32
		HYD	405.00	405.00	405.00	0.00	0.00
		SKR	360.00	357.50	382.50	0.70	-5.88
		LRK	360.00	360.00	375.00	0.00	-4.00
		MPK	360.00	360.00	380.00	0.00	-5.26
		NWB	370.00	370.00	415.00	0.00	-10.84
		PSH	367.50	367.50	387.50	0.00	-5.16
QTA	340.00	340.00	370.00	0.00	-8.11		

Contd.

7.10 Intercity Wholesale Prices of Selected Commodities

Group/Commodity/Item Specification	Unit	City	Prices (Rs.)			% Change in Sept., 2015 Over	
			Sept., 2015	Aug., 2015	Sept., 2014	Aug., 2015	Sept., 2014
2311004. MAIDA AVG. QLTY.	80 KG.	LAH	3490.00	3490.00	3460.00	0.00	0.87
		FAS	3220.00	3220.00	3450.00	0.00	-6.67
		RAW	3787.50	3737.50	3737.50	1.34	1.34
		MUL	3100.00	3100.00	3485.00	0.00	-11.05
		SAR	3355.00	3400.00	3852.50	-1.32	-12.91
		BPR	3550.00	3550.00	3650.00	0.00	-2.74
		GJT	3440.00	3240.00	3360.00	6.17	2.38
		KAR	3240.00	3240.00	3460.00	0.00	-6.36
		HYD	3405.00	3405.00	3625.00	0.00	-6.07
		SKR	3300.00	3300.00	3460.00	0.00	-4.62
		MPK	3520.00	3520.00	3650.00	0.00	-3.56
		PSH	3360.00	3360.00	3720.00	0.00	-9.68
		MNG	3680.00	3680.00	3770.00	0.00	-2.39
		QTA	4200.00	4200.00	5200.00	0.00	-19.23
2311005. SUJI	85 KG.	LAH	4175.00	4175.00	3777.50	0.00	10.52
		FAS	3465.00	3465.00	3625.00	0.00	-4.41
		RAW	3812.50	3762.50	3787.50	1.33	0.66
		MUL	3450.00	3450.00	3575.00	0.00	-3.50
		SAH	3400.00	3315.00	3600.00	2.56	-5.56
		BPR	3600.00	3600.00	3835.00	0.00	-6.13
		GJT	3700.00	3400.00	3570.00	8.82	3.64
		KAR	3442.50	3442.50	3591.00	0.00	-4.14
		HYD	3485.00	3485.00	3750.00	0.00	-7.07
		SKR	3700.00	3700.00	3850.00	0.00	-3.90
		MPK	3740.00	3740.00	3900.00	0.00	-4.10
		PSH	3425.00	3450.00	3710.00	-0.72	-7.68
		QTA	4200.00	4200.00	4600.00	0.00	-8.70
		2311006. CERELAC WHEAT(400 GM.)	EACH	LAH	260.00	260.00	197.33
FAS	255.00			255.00	240.00	0.00	6.25
RAW	289.00			289.00	251.43	0.00	14.94
MUL	252.79			252.79	243.50	0.00	3.82
KAR	198.00			198.00	198.00	0.00	0.00
HYD	260.00			260.00	220.00	0.00	18.18
MPK	245.00			245.00	210.00	0.00	16.67
PSH	243.00			243.00	243.00	0.00	0.00
MNG	243.00			243.00	243.00	0.00	0.00
QTA	245.00			245.00	180.00	0.00	36.11
040. Other Cereal Flour 2312001. BESAN	85 KG.	LAH	8550.00	8550.00	5255.00	0.00	62.70
		FAS	8137.50	8500.00	5206.00	-4.26	56.31
		RAW	8812.50	8775.00	5362.50	0.43	64.34
		MUL	7250.00	7250.00	4900.00	0.00	47.96
		GUJ	8700.00	8800.00	5525.00	-1.14	57.47
		SAR	8500.00	8978.00	5315.00	-5.32	59.92
		SKT	8925.00	8925.00	5200.00	0.00	71.63
		GJT	8650.00	8750.00	5300.00	-1.14	63.21
		KSR	8475.00	8475.00	5300.00	0.00	59.91
		KAR	7522.50	7522.50	5865.00	0.00	28.26
		HYD	8742.00	8742.00	5150.00	0.00	69.75
		SKR	8075.00	8075.00	5060.00	0.00	59.58
		MPK	9350.00	9350.00	5525.00	0.00	69.23
		PSH	7282.50	6590.00	5500.00	10.51	32.41
QTA	9640.00	9340.00	6800.00	3.21	41.76		
041. Sugar Refined 2352001. SUGAR REFINED(BAG)	50 KG.	LAH	3150.00	3200.00	2950.00	-1.56	6.78
		FAS	3080.00	3175.00	2915.00	-2.99	5.66
		RAW	3212.50	3237.50	2937.50	-0.77	9.36

Contd.

7.10 Intercity Wholesale Prices of Selected Commodities

Group/Commodity/Item Specification	Unit	City	Prices (Rs.)			% Change in Sept., 2015 Over	
			Sept., 2015	Aug., 2015	Sept., 2014	Aug., 2015	Sept., 2014
		MUL	2925.00	2950.00	2847.50	-0.85	2.72
		GUJ	3130.00	3180.00	2925.00	-1.57	7.01
		SKT	3120.00	3180.00	2850.00	-1.89	9.47
		GJT	3130.00	3180.00	2960.00	-1.57	5.74
		KAR	2950.00	3155.00	2955.00	-6.50	-0.17
		HYD	3150.00	3150.00	2800.00	0.00	12.50
		MPK	2910.00	3050.00	2860.00	-4.59	1.75
		PSH	3120.00	3120.00	2930.00	0.00	6.48
		MNG	3150.00	3145.00	2977.50	0.16	5.79
		QTA	3100.00	3180.00	2900.00	-2.52	6.90
2352002. GUR AVG. QLTY.	40 KG.	LAH	3425.00	3010.00	2825.00	13.79	21.24
		MUL	3150.00	3100.00	2550.00	1.61	23.53
		SAR	2650.00	2600.00	2400.00	1.92	10.42
		SKT	3600.00	3500.00	2650.00	2.86	35.85
		KSR	3250.00	3010.00	2825.00	7.97	15.04
		KAR	2880.00	2660.00	2640.00	8.27	9.09
		HYD	2400.00	2400.00	2450.00	0.00	-2.04
		SKR	3200.00	3200.00	2650.00	0.00	20.75
		PSH	2740.00	2740.00	3100.00	0.00	-11.61
		MNG	3280.00	3280.00	3240.00	0.00	1.23
		QTA	3000.00	3000.00	3400.00	0.00	-11.76
042. Chocolate							
2366001. CHOCLATE CANDY (NOW)	DOZ.	LAH	52.00	52.00	52.00	0.00	0.00
		RAW	54.50	54.50	54.50	0.00	0.00
		BPR	55.00	55.00	55.00	0.00	0.00
		KSR	52.00	52.00	52.00	0.00	0.00
		KAR	52.00	52.00	52.00	0.00	0.00
		PSH	58.00	51.00	51.00	13.73	13.73
		QTA	54.00	54.00	54.00	0.00	0.00
043. Sugar Confectionary							
2367001. TOFFEE (HILAL)	DOZ.	LAH	10.00	10.00	10.00	0.00	0.00
		RAW	20.00	20.00	10.00	0.00	100.00
		GUJ	10.90	10.00	10.00	9.00	9.00
		SKT	10.00	10.00	10.00	0.00	0.00
		BPR	10.97	10.97	10.97	0.00	0.00
		KSR	10.00	10.00	10.00	0.00	0.00
		KAR	10.00	10.00	10.00	0.00	0.00
		HYD	10.00	10.00	10.00	0.00	0.00
		LRK	15.00	15.00	10.50	0.00	42.86
		PSH	15.00	15.00	12.00	0.00	25.00
		QTA	10.00	10.00	10.00	0.00	0.00
044. Coffee & Tea							
2391301. TEA LIPTON YELLOW LABEL 200 G.PKT	06 PKT.	LAH	1003.00	1003.00	700.50	0.00	43.18
		FAS	973.68	978.94	694.73	-0.54	40.15
		RAW	995.00	995.00	717.50	0.00	38.68
		MUL	960.00	960.00	696.27	0.00	37.88
		SKT	1023.00	1023.00	705.00	0.00	45.11
		KAR	975.00	1008.00	726.31	-3.27	34.24
		HYD	1010.52	1004.21	697.50	0.63	44.88
		SKR	957.60	957.00	708.88	0.06	35.09
		PSH	957.00	858.00	730.00	11.54	31.10
		MNG	870.00	673.50	673.50	29.18	29.18
		QTA	1050.00	870.00	720.00	20.69	45.83
2391302. TEA SUPREME 200 G. PKT.	06 PKT.	LAH	884.00	884.00	682.74	0.00	29.48
		FAS	857.89	873.68	600.00	-1.81	42.98
		RAW	822.50	822.50	662.50	0.00	24.15
		MUL	844.00	844.00	599.25	0.00	40.84

Contd.

7.10 Intercity Wholesale Prices of Selected Commodities

Group/Commodity/Item Specification	Unit	City	Prices (Rs.)			% Change in Sept., 2015 Over	
			Sept., 2015	Aug., 2015	Sept., 2014	Aug., 2015	Sept., 2014
2391303. TEA LOOSE	KG.	SKT	789.47	789.47	720.00	0.00	9.65
		KAR	872.00	872.00	618.95	0.00	40.88
		HYD	934.73	934.73	599.28	0.00	55.98
		SKR	797.55	672.00	600.75	18.68	32.76
		PSH	855.00	850.00	588.00	0.59	45.41
		MNG	840.00	570.78	570.78	47.17	47.17
		QTA	760.00	760.00	697.00	0.00	9.04
		LAH	432.50	432.50	422.50	0.00	2.37
		FAS	522.50	522.50	515.00	0.00	1.46
		RAW	625.00	590.00	477.50	5.93	30.89
		MUL	525.00	475.00	475.00	10.53	10.53
		SKT	500.00	500.00	330.00	0.00	51.52
		GJT	550.00	550.00	440.00	0.00	25.00
		KAR	595.00	555.00	450.00	7.21	32.22
		HYD	600.00	600.00	440.00	0.00	36.36
		SKR	465.00	465.00	465.00	0.00	0.00
		MPK	380.00	380.00	240.00	0.00	58.33
PSH	600.00	570.00	440.00	5.26	36.36		
MNG	580.00	580.00	450.00	0.00	28.89		
QTA	410.00	410.00	410.00	0.00	0.00		
2391304. TEA TAPAL MIXTURE (200 G) PKT.	06 PKT	LAH	942.00	942.00	642.00	0.00	46.73
		FAS	836.84	821.05	631.57	1.92	32.50
		RAW	812.50	812.50	682.50	0.00	19.05
		MUL	834.00	792.78	588.00	5.20	41.84
		KAR	966.00	1010.52	663.16	-4.41	45.67
		HYD	941.05	941.05	679.20	0.00	38.55
		PSH	887.00	804.00	618.00	10.32	43.53
		MNG	810.00	690.00	690.00	17.39	17.39
		QTA	797.00	797.00	618.00	0.00	28.96
		045. Spices	EACH	LAH	90.24	90.24	90.24
RAW	88.00			88.00	88.00	0.00	0.00
MUL	86.89			86.89	86.89	0.00	0.00
SKT	86.89			86.89	86.89	0.00	0.00
KAR	92.00			92.00	92.00	0.00	0.00
HYD	96.00			96.00	96.00	0.00	0.00
MPK	69.25			69.25	69.25	0.00	0.00
PSH	87.00			87.00	87.00	0.00	0.00
MNG	90.00			90.00	90.00	0.00	0.00
QTA	86.00			86.00	74.00	0.00	16.22
LAH	95.00			95.00	95.00	0.00	0.00
FAS	96.32			96.32	96.32	0.00	0.00
RAW	96.50			96.50	96.50	0.00	0.00
MUL	95.52			95.52	95.52	0.00	0.00
SKT	95.52			95.52	115.00	0.00	-16.94
KAR	100.00			100.00	100.00	0.00	0.00
HYD	105.00			105.00	105.00	0.00	0.00
MPK	96.50	96.50	96.50	0.00	0.00		
PSH	92.00	92.00	96.00	0.00	-4.17		
MNG	106.00	106.00	105.00	0.00	0.95		
QTA	92.00	92.00	92.00	0.00	0.00		
2392402. CORRIANDER PWD.200 G. PKT.NAT.	EACH	LAH	87.96	87.96	70.93	0.00	24.01
		FAS	88.78	88.78	70.78	0.00	25.43
		RAW	91.50	91.50	77.50	0.00	18.06
		MUL	96.32	96.32	67.02	0.00	43.72
		SKT	70.78	70.78	70.78	0.00	0.00
		KAR	84.00	84.00	84.00	0.00	0.00

Contd.

7.10 Intercity Wholesale Prices of Selected Commodities

Group/Commodity/Item Specification	Unit	City	Prices (Rs.)			% Change in Sept., 2015 Over	
			Sept., 2015	Aug., 2015	Sept., 2014	Aug., 2015	Sept., 2014
		HYD	77.00	77.00	77.00	0.00	0.00
		MPK	68.41	68.41	68.41	0.00	0.00
		PSH	70.00	70.00	70.00	0.00	0.00
		MNG	70.00	70.00	70.00	0.00	0.00
		QTA	81.60	81.60	81.60	0.00	0.00
2392601. CLOVES	40 KG.	LAH	50500.00	50500.00	50500.00	0.00	0.00
		RAW	46750.00	46750.00	44250.00	0.00	5.65
		MUL	46500.00	46500.00	52500.00	0.00	-11.43
		KAR	37500.00	41000.00	59000.00	-8.54	-36.44
		HYD	55500.00	55500.00	55500.00	0.00	0.00
		MPK	44000.00	44000.00	52000.00	0.00	-15.38
		PSH	60000.00	60000.00	49500.00	0.00	21.21
		QTA	51000.00	51000.00	51000.00	0.00	0.00
046. Other Food Products							
2399401. VINEGAR SYNTHETIC (SIRKA)	DOZ.	LAH	720.00	720.00	720.00	0.00	0.00
		RAW	875.00	875.00	835.00	0.00	4.79
		KAR	545.00	545.00	430.00	0.00	26.74
		PSH	560.00	560.00	560.00	0.00	0.00
		QTA	900.00	900.00	786.00	0.00	14.50
2399901. TURMERIC POWDER(50 G.PKT.NATIONAL)	EACH	LAH	31.50	31.50	31.50	0.00	0.00
		FAS	31.96	31.96	31.96	0.00	0.00
		RAW	30.00	30.00	30.00	0.00	0.00
		MUL	31.69	31.69	31.69	0.00	0.00
		SKT	31.69	31.69	35.00	0.00	-9.46
		KAR	34.00	34.00	34.00	0.00	0.00
		HYD	35.00	35.00	35.00	0.00	0.00
		SKR	31.71	31.69	31.69	0.06	0.06
		MPK	32.00	32.00	32.00	0.00	0.00
		PSH	31.20	31.20	31.20	0.00	0.00
		MNG	32.50	32.50	32.50	0.00	0.00
		QTA	30.00	30.00	36.00	0.00	-16.67
047. Mineral Water							
2441001. MINERAL WATER NESTLE(1.5 LTR)	DOZ.	LAH	480.00	480.00	480.00	0.00	0.00
		FAS	440.00	440.00	440.00	0.00	0.00
		RAW	512.50	512.50	467.50	0.00	9.63
		MUL	508.00	504.00	472.00	0.79	7.63
		GUJ	450.00	450.00	450.00	0.00	0.00
		SKT	419.00	419.00	419.00	0.00	0.00
		KAR	456.00	456.00	456.00	0.00	0.00
		HYD	470.00	470.00	470.00	0.00	0.00
		SKR	480.00	480.00	480.00	0.00	0.00
		MPK	418.00	418.00	418.00	0.00	0.00
		PSH	443.00	443.00	443.00	0.00	0.00
		QTA	528.00	528.00	528.00	0.00	0.00
048. Beverages							
2449001. COCA COLA(CRATE OF 24 BOTTLES)	EACH	LAH	442.00	442.00	442.00	0.00	0.00
		FAS	445.00	445.00	445.00	0.00	0.00
		RAW	382.50	382.50	382.50	0.00	0.00
		MUL	403.00	403.00	403.00	0.00	0.00
		SKT	444.00	444.00	323.00	0.00	37.46
		GJT	444.00	444.00	444.00	0.00	0.00
		KAR	444.00	444.00	444.00	0.00	0.00
		HYD	444.00	444.00	444.00	0.00	0.00
		SKR	432.00	432.00	432.00	0.00	0.00
		MPK	390.00	390.00	390.00	0.00	0.00
		PSH	445.00	445.00	430.00	0.00	3.49
		BNU	475.00	475.00	475.00	0.00	0.00

Contd.

7.10 Intercity Wholesale Prices of Selected Commodities

Group/Commodity/Item Specification	Unit	City	Prices (Rs.)			% Change in Sept., 2015 Over			
			Sept., 2015	Aug., 2015	Sept., 2014	Aug., 2015	Sept., 2014		
2449002. SEVEN UP (CRATE OF 24 BOTTLES)	EACH	MNG	430.00	430.00	430.00	0.00	0.00		
		QTA	480.00	480.00	480.00	0.00	0.00		
		LAH	442.00	442.00	442.00	0.00	0.00		
		FAS	445.00	445.00	445.00	0.00	0.00		
		RAW	382.50	382.50	382.50	0.00	0.00		
		MUL	403.00	403.00	403.00	0.00	0.00		
		SKT	444.00	444.00	323.00	0.00	37.46		
		GJT	444.00	444.00	444.00	0.00	0.00		
		KAR	444.00	444.00	444.00	0.00	0.00		
		HYD	444.00	444.00	444.00	0.00	0.00		
		SKR	432.00	432.00	432.00	0.00	0.00		
2449003. MAKKA COLA (CRATE OF 24 BOTTLES)	EACH	MPK	390.00	390.00	390.00	0.00	0.00		
		PSH	445.00	445.00	445.00	0.00	0.00		
		BNU	475.00	475.00	475.00	0.00	0.00		
		MNG	420.00	420.00	420.00	0.00	0.00		
		QTA	480.00	480.00	480.00	0.00	0.00		
		MUL	280.00	280.00	280.00	0.00	0.00		
		GUJ	280.00	280.00	280.00	0.00	0.00		
		SKT	270.00	270.00	270.00	0.00	0.00		
		PSH	410.00	410.00	410.00	0.00	0.00		
		BNU	322.00	322.00	322.00	0.00	0.00		
		2449004. PEPSI COLA (CRATE OF 24 BOTTLES)	EACH	MNG	322.00	322.00	322.00	0.00	0.00
LAH	442.00			442.00	442.00	0.00	0.00		
FAS	445.00			445.00	445.00	0.00	0.00		
RAW	382.50			382.50	382.50	0.00	0.00		
MUL	403.00			403.00	403.00	0.00	0.00		
SKT	444.00			444.00	394.00	0.00	12.69		
GJT	444.00			444.00	444.00	0.00	0.00		
KAR	444.00			444.00	444.00	0.00	0.00		
HYD	444.00			444.00	444.00	0.00	0.00		
SKR	432.00			432.00	432.00	0.00	0.00		
PSH	445.00			445.00	445.00	0.00	0.00		
049. Tobacco Products	1000	BNU	475.00	475.00	475.00	0.00	0.00		
		MNG	420.00	420.00	420.00	0.00	0.00		
		QTA	450.00	450.00	408.00	0.00	10.29		
		2502001. CIGARETTES K-2 10'S (FILTER)	KAR	2600.00	2600.00	2125.00	0.00	22.35	
		2502002. CIGARETTES MELBOURNE	KAR	2850.00	2850.00	2300.00	0.00	23.91	
		2502003. CIGARETTES CAPSTAN LSFT 10 SS	KAR	2850.00	2850.00	2300.00	0.00	23.91	
		2502004. CIGARETTES GOLD LEAF (KSFT) 20	KAR	5500.00	5500.00	4750.00	0.00	15.79	
		3b) Textiles & Apparels							
		050. Cotton Yarn							
		2636001. COTTON YARN 10/1 POPULAR FIBER	10 LB.	KAR	710.00	710.00	850.00	0.00	-16.47
		2636002. COTTON YARN 16/1 MGM	10 LB.	KAR	935.00	930.00	1135.00	0.54	-17.62
2636003. COTTON YARN 21/1 SURIYA TEXTILE	10 LB.	KAR	1050.00	1050.00	1200.00	0.00	-12.50		
2636004. COTTON YARN 42/1 ABDULLAH TEXTILE	10 LB.	KAR	1550.00	1550.00	1600.00	0.00	-3.13		
2636005. COTTON YARN 20/2 BAJWA	10 LB.	KAR	1120.00	1120.00	1280.00	0.00	-12.50		
051. Nylon Yarn									
2643001. NYLON YARN RUPALI(PAK)50/72/00	LB.	KAR	90.00	95.00	107.75	-5.26	-16.47		
2643002. NYLON YARN GRATON 50/36/00FLAT	LB.	KAR	77.00	77.00	92.00	0.00	-16.30		
2643003. NYLON YARN GRATON 75/48/0 DTY	LB.	KAR	103.00	103.00	103.00	0.00	0.00		
052. Blended Yarn									
2645001. BLND.YARN 30/1 A.A TEX.Z.TW PVC	LB.	KAR	128.00	130.25	141.00	-1.73	-9.22		
2645002. BLND.YARN 40/1 SANA	LB.	KAR	151.00	151.00	151.00	0.00	0.00		
2645003. BLND.YARN 60/1 PP AGAR	LB.	KAR	124.00	124.00	124.00	0.00	0.00		
2645004. BLND.YARN 30/1 A.A TEX.COMBED	LB.	KAR	124.00	126.25	142.00	-1.78	-12.68		
2645005. BLND.YARN 40/1 A.A. TEXTILE	LB.	KAR	143.00	143.00	143.00	0.00	0.00		

Contd.

7.10 Intercity Wholesale Prices of Selected Commodities

Group/Commodity/Item Specification	Unit	City	Prices (Rs.)			% Change in Sept., 2015 Over			
			Sept., 2015	Aug., 2015	Sept., 2014	Aug., 2015	Sept., 2014		
053. Woven Fabrics									
2654001. LIGHT WEIGHT WORSTED (L.PUR)	MTR.	LAH	925.00	925.00	555.00	0.00	66.67		
		RAW	1037.50	1037.50	1037.50	0.00	0.00		
		KAR	1650.00	1475.00	1380.00	11.86	19.57		
2654002. HEAVY WEIGHT SUITING (L.PUR)	MTR.	LAH	1575.00	1575.00	875.00	0.00	80.00		
		RAW	1325.00	1325.00	1325.00	0.00	0.00		
		KAR	2250.00	2250.00	1930.00	0.00	16.58		
2654003. TWEED (LAWRENCEPUR)	MTR.	LAH	925.00	925.00	777.50	0.00	18.97		
		RAW	1125.00	1125.00	1125.00	0.00	0.00		
		KAR	2000.00	1800.00	1610.00	11.11	24.22		
2654004. WORSTED (LAWRENCEPUR)	MTR.	LAH	975.00	975.00	790.00	0.00	23.42		
		RAW	1175.00	1175.00	1175.00	0.00	0.00		
		KAR	1750.00	1750.00	1620.00	0.00	8.02		
054. Cotton Fabrics									
2662001. LATHA GUL AHMED 90000 SUP. QLTY.	40 MTR.	LAH	7900.00	7900.00	7900.00	0.00	0.00		
		FAS	8550.00	8550.00	8550.00	0.00	0.00		
		RAW	5625.00	5625.00	5225.00	0.00	7.66		
		MUL	8095.00	8095.00	8095.00	0.00	0.00		
		KAR	8500.00	8500.00	8300.00	0.00	2.41		
		HYD	7000.00	7000.00	7000.00	0.00	0.00		
2662002. LATHA PRESIDENT SUP. QLTY.	40 MTR.	LAH	3450.00	3450.00	3450.00	0.00	0.00		
		MUL	7140.00	7140.00	7140.00	0.00	0.00		
		KAR	3682.50	3682.50	3682.50	0.00	0.00		
2662003. LATHA MAST QALANDER SUP. QLTY.	40 MTR.	MUL	4920.00	4920.00	4920.00	0.00	0.00		
		KAR	2810.00	2810.00	2810.00	0.00	0.00		
2662004. LATHA MUGHAL-E-AZAM SUP. QLTY.	40 MTR.	LAH	3650.00	3650.00	3650.00	0.00	0.00		
		FAS	5650.00	5650.00	5650.00	0.00	0.00		
		RAW	5525.00	5525.00	5150.00	0.00	7.28		
		MUL	5880.00	5880.00	5880.00	0.00	0.00		
		KAR	5300.00	5300.00	4100.00	0.00	29.27		
		HYD	6000.00	6000.00	4500.00	0.00	33.33		
055. Other Fabrics									
2669001. LAWN AVG. QLTY.	MTR.	LAH	75.50	75.50	75.50	0.00	0.00		
		FAS	92.50	92.50	92.50	0.00	0.00		
		RAW	122.50	122.50	117.50	0.00	4.26		
		MUL	125.00	125.00	125.00	0.00	0.00		
		KAR	125.00	125.00	115.00	0.00	8.70		
		HYD	120.00	120.00	100.00	0.00	20.00		
		SKR	70.00	70.00	70.00	0.00	0.00		
		QTA	130.00	130.00	130.00	0.00	0.00		
		2669002. LAWN SUP. QLTY.	MTR.	LAH	177.50	177.50	177.50	0.00	0.00
				FAS	230.00	230.00	230.00	0.00	0.00
RAW	225.00			225.00	195.00	0.00	15.38		
MUL	190.00			190.00	190.00	0.00	0.00		
KAR	240.00			240.00	225.00	0.00	6.67		
2669003. GREY CLOTH 52"	MTR.	QTA	152.50	152.50	152.50	0.00	0.00		
		LAH	45.00	45.00	45.00	0.00	0.00		
		FAS	62.50	62.50	58.50	0.00	6.84		
		RAW	41.00	41.00	41.00	0.00	0.00		
		MUL	117.50	117.50	90.00	0.00	30.56		
2669004. GREY CLOTH 98"	MTR.	KAR	69.50	69.50	67.50	0.00	2.96		
		LRK	105.00	105.00	105.00	0.00	0.00		
		LAH	76.50	76.50	76.50	0.00	0.00		
		FAS	122.50	122.50	115.00	0.00	6.52		
		KAR	130.00	130.00	125.00	0.00	4.00		
2669005. DRILL DYED	MTR.	LAH	75.50	75.50	75.50	0.00	0.00		
		FAS	105.00	105.00	105.00	0.00	0.00		

Contd.

7.10 Intercity Wholesale Prices of Selected Commodities

Group/Commodity/Item Specification	Unit	City	Prices (Rs.)			% Change in Sept., 2015 Over	
			Sept., 2015	Aug., 2015	Sept., 2014	Aug., 2015	Sept., 2014
		RAW	32.50	32.50	32.50	0.00	0.00
		KAR	141.00	112.50	105.00	25.33	34.29
		QTA	68.00	68.00	55.00	0.00	23.64
056. Silk & Reyon Fabrics							
2679001. KT. SHIRTING AL-KARAM SUP. QLTY.	MTR.	LAH	82.50	82.50	82.50	0.00	0.00
		RAW	132.50	132.50	117.50	0.00	12.77
		KAR	135.00	135.00	105.00	0.00	28.57
2679002. KT. SHIRTING TOYOBO SUP. QLTY.	MTR.	FAS	212.50	212.50	212.50	0.00	0.00
		RAW	132.50	132.50	117.50	0.00	12.77
		MUL	85.00	85.00	85.00	0.00	0.00
		KAR	92.50	92.50	72.50	0.00	27.59
		QTA	73.00	73.00	73.00	0.00	0.00
2679003. WOOLY FLAT	MTR.	LAH	47.50	47.50	47.50	0.00	0.00
		KAR	39.00	39.00	39.00	0.00	0.00
		QTA	62.50	62.50	62.50	0.00	0.00
2679004. SILK AVG. QLTY.	MTR.	LAH	59.00	59.00	59.00	0.00	0.00
		RAW	57.50	47.50	47.50	21.05	21.05
		MUL	95.00	95.00	95.00	0.00	0.00
		KAR	41.00	41.00	41.00	0.00	0.00
		SKR	35.00	35.00	35.00	0.00	0.00
		QTA	55.00	55.00	55.00	0.00	0.00
2679005. SILK SUP. QLTY.	MTR.	LAH	85.50	85.50	85.50	0.00	0.00
		FAS	237.50	237.50	237.50	0.00	0.00
		RAW	95.00	77.50	77.50	22.58	22.58
		QTA	75.00	75.00	75.00	0.00	0.00
2679006. LINEN STAR MILL KARACHI	MTR.	LAH	116.50	116.50	116.50	0.00	0.00
		KAR	130.00	107.50	97.50	20.93	33.33
		QTA	92.00	92.00	78.00	0.00	17.95
057. Towels							
2684001. TOWEL MED SIZE AVG. QLTY.	DOZ.	LAH	1725.00	1725.00	1550.00	0.00	11.29
		FAS	1650.00	1650.00	1650.00	0.00	0.00
		KSR	1725.00	1725.00	1550.00	0.00	11.29
		KAR	2300.00	2300.00	2040.00	0.00	12.75
		SKR	2040.00	2040.00	1800.00	0.00	13.33
		PSH	2400.00	2400.00	2400.00	0.00	0.00
		QTA	1620.00	1620.00	1410.00	0.00	14.89
058. Blankets							
2711001. BLANKET MOONLITE SINGLE	EACH	LAH	2400.00	2400.00	2400.00	0.00	0.00
		RAW	2975.00	2975.00	2875.00	0.00	3.48
		KAR	2150.00	2150.00	1830.00	0.00	17.49
2711002. BLANKET MOONLITE DOUBLE	EACH	LAH	3000.00	3000.00	3000.00	0.00	0.00
		RAW	3325.00	3325.00	3225.00	0.00	3.10
		KAR	2650.00	2650.00	2335.00	0.00	13.49
059. Bed Sheets							
2712001. BED SHEET COTTON SINGLE AVG. QLTY.	DOZ.	LAH	3250.00	3250.00	3250.00	0.00	0.00
		FAS	4300.00	4300.00	4300.00	0.00	0.00
		KAR	4350.00	4350.00	3750.00	0.00	16.00
		SKR	3960.00	3960.00	3600.00	0.00	10.00
		PSH	4800.00	4800.00	4800.00	0.00	0.00
		QTA	3600.00	3600.00	2750.00	0.00	30.91
2712002. BED SHEET COTTON DOUBLE AVG. QLTY.	DOZ.	LAH	5650.00	5650.00	5650.00	0.00	0.00
		FAS	4900.00	4900.00	4900.00	0.00	0.00
		KAR	6750.00	6750.00	5700.00	0.00	18.42
		SKR	7800.00	7800.00	7800.00	0.00	0.00
		PSH	9600.00	9600.00	9600.00	0.00	0.00
		QTA	4250.00	4250.00	4250.00	0.00	0.00

Contd.

7.10 Intercity Wholesale Prices of Selected Commodities

Group/Commodity/Item Specification	Unit	City	Prices (Rs.)			% Change in Sept., 2015 Over	
			Sept., 2015	Aug., 2015	Sept., 2014	Aug., 2015	Sept., 2014
060. Quilts							
2718001. READY MADE QUILT	EACH	LAH	875.00	875.00	750.00	0.00	16.67
		RAW	775.00	775.00	775.00	0.00	0.00
		KAR	1075.00	1075.00	760.00	0.00	41.45
		PSH	925.00	925.00	950.00	0.00	-2.63
		QTA	600.00	600.00	600.00	0.00	0.00
061. Woolen Carpets							
2721001. WOOLEN CARPET	SQ.FT.	LAH	60.00	60.00	60.00	0.00	0.00
		KAR	51.00	51.00	51.00	0.00	0.00
062. Synthetic Carpets							
2729001. SYNTHETIC CARPET	SQ.FT.	LAH	32.50	32.50	32.50	0.00	0.00
		RAW	24.50	24.50	24.50	0.00	0.00
		KAR	45.50	45.50	45.50	0.00	0.00
		QTA	46.50	46.50	46.50	0.00	0.00
063. Hosiery Products							
2821001. UNDER WEAR MED. SIZE AVG. QLTY.	DOZ.	LAH	1125.00	1125.00	1125.00	0.00	0.00
		FAS	780.00	780.00	780.00	0.00	0.00
		RAW	1875.00	1875.00	1712.50	0.00	9.49
		KAR	1000.00	1000.00	870.00	0.00	14.94
		SKR	890.00	890.00	780.00	0.00	14.10
		PSH	1440.00	1440.00	1440.00	0.00	0.00
		QTA	420.00	420.00	420.00	0.00	0.00
2821002. VEST (BANYAN)MED. SIZE AVG. QLTY.	DOZ.	LAH	1175.00	1175.00	1175.00	0.00	0.00
		FAS	900.00	900.00	900.00	0.00	0.00
		RAW	1875.00	1875.00	1712.50	0.00	9.49
		KAR	1030.00	1030.00	888.00	0.00	15.99
		SKR	1322.50	1322.50	1322.50	0.00	0.00
		PSH	1190.00	1190.00	1190.00	0.00	0.00
		QTA	720.00	720.00	720.00	0.00	0.00
2821003. SOCKS NYLON MIXED GENTS SUP. QLTY.	DOZ.	LAH	1125.00	1125.00	1075.00	0.00	4.65
		FAS	710.00	710.00	710.00	0.00	0.00
		RAW	812.50	812.50	812.50	0.00	0.00
		KAR	798.00	798.00	720.00	0.00	10.83
		SKR	860.00	860.00	860.00	0.00	0.00
		PSH	840.00	840.00	840.00	0.00	0.00
		QTA	620.00	620.00	620.00	0.00	0.00
2821004. SOCKS COTTON GENTS AVG. QLTY.	DOZ.	LAH	750.00	750.00	625.00	0.00	20.00
		FAS	510.00	510.00	510.00	0.00	0.00
		KAR	650.00	650.00	630.00	0.00	3.17
064. Readymade Garments							
2823101. PANTS GENTS (W&W) AVG. QLTY.	DOZ.	LAH	4250.00	4250.00	3575.00	0.00	18.88
		RAW	7250.00	7250.00	6950.00	0.00	4.32
		KAR	5100.00	5100.00	5100.00	0.00	0.00
2823102. SHORT	DOZ.	LAH	1250.00	1250.00	955.00	0.00	30.89
		KAR	1260.00	1260.00	1260.00	0.00	0.00
		HYD	2400.00	2400.00	2000.00	0.00	20.00
2823103. AWAMI SUIT(W&W) AVG. QLTY.	DOZ.	LAH	9000.00	9000.00	9000.00	0.00	0.00
		RAW	12750.00	12750.00	11250.00	0.00	13.33
		KAR	6700.00	6700.00	8100.00	0.00	-17.28
		QTA	5400.00	5400.00	4800.00	0.00	12.50
2823201. SHIRT GENTS (W&W) AVG. QLTY.	DOZ.	LAH	3225.00	3225.00	3225.00	0.00	0.00
		RAW	4275.00	4275.00	4125.00	0.00	3.64
		KAR	4050.00	4050.00	4050.00	0.00	0.00
2823301. GIRL'S FROCK (W&W)	DOZ.	LAH	8750.00	8750.00	8750.00	0.00	0.00
		RAW	11100.00	11100.00	9350.00	0.00	18.72
		KAR	6740.00	6740.00	6450.00	0.00	4.50

Contd.

7.10 Intercity Wholesale Prices of Selected Commodities

Group/Commodity/Item Specification	Unit	City	Prices (Rs.)			% Change in Sept., 2015 Over	
			Sept., 2015	Aug., 2015	Sept., 2014	Aug., 2015	Sept., 2014
3c) Leather Products							
065. Leather Without Hair							
2912001. SOLE LEATHER 5 MM GR-1	KG.	SAH	700.00	650.00	640.00	7.69	9.38
		KSR	425.00	425.00	425.00	0.00	0.00
2912002. SOLE LEATHER 4.5 MM GR-1	KG.	SAH	725.00	675.00	680.00	7.41	6.62
		KSR	490.00	490.00	490.00	0.00	0.00
2912003. SOLE LEATHER 4 MM GR-1	KG.	SAH	750.00	700.00	710.00	7.14	5.63
		KSR	510.00	510.00	510.00	0.00	0.00
066. Other Leather N.E.C							
2913001. CHROME LEATHER COW ANALINE GR-I	DM.	SAH	19.37	19.37	23.03	0.00	-15.89
		KSR	21.00	21.00	20.00	0.00	5.00
2913002. CHROME LEATHER COW ANALINE GR-II	DM.	SAH	18.29	18.29	20.98	0.00	-12.82
		KSR	18.22	18.22	19.00	0.00	-4.11
2913003. CHROME LEATHER BUFF CALF (SUP)	DM.	SAH	17.22	17.22	17.22	0.00	0.00
		KSR	17.00	17.00	17.00	0.00	0.00
2913004. CHROME LEATHER BUFF CALF (B)	DM.	SAH	15.60	15.60	15.60	0.00	0.00
		KSR	15.00	15.00	15.00	0.00	0.00
067. Footwears							
2933001. GENTS SHOES PAUL BATA	PAIR	LAH	818.23	818.23	818.23	0.00	0.00
2933002. GENTS SANDAL BATA	PAIR	LAH	572.51	572.51	572.51	0.00	0.00
2933003. GENTS SLATE CHAPPAL BATA	PAIR	LAH	110.08	110.08	110.08	0.00	0.00
2933004. LADIES SANDAL BATA (EMOZIAN)	PAIR	LAH	490.61	490.61	490.61	0.00	0.00
2933005. LADIES SPOUNG CHAPPAL BATA(TROPICAL)	PAIR	LAH	109.52	109.52	109.52	0.00	0.00
2933006. CHILD SHOE POWER LIFE BATA	PAIR	LAH	285.85	285.85	285.85	0.00	0.00
2933007. GENTS SHOES ART 1109 SERVIS	PAIR	LAH	477.00	477.00	477.00	0.00	0.00
2933008. CHEETAH 50 SIZE 3.5	PAIR	LAH	679.00	679.00	679.00	0.00	0.00
2933009. SERVIS SHOES WOMEN	PAIR	LAH	370.00	370.00	370.00	0.00	0.00
2933010. SERVIS SHOES CHILDREN	PAIR	LAH	257.00	257.00	257.00	0.00	0.00
4. Other Transportable Goods							
068. Timber							
3131001. TIMBER SHEESHAM	CMT.	LAH	59151.00	59151.00	55618.00	0.00	6.35
		RAW	67098.00	64449.50	59152.00	4.11	13.43
		KAR	54230.00	54230.00	45425.00	0.00	19.38
		PSH	42378.00	42378.00	42378.00	0.00	0.00
		QTA	55582.00	55582.00	55582.00	0.00	0.00
3131002. TIMBER KERUING PINE WOOD	CMT.	RAW	64449.00	62683.50	62683.50	2.82	2.82
		KAR	53822.50	53822.50	46900.00	0.00	14.76
3131003. TIMBER PERTAL	CMT.	LAH	38845.50	38845.50	35947.00	0.00	8.06
		RAW	52089.00	48558.00	48558.00	7.27	7.27
		KAR	38997.50	38997.50	34700.00	0.00	12.38
		PSH	52372.00	52372.00	52372.00	0.00	0.00
		QTA	31050.00	31050.00	31050.00	0.00	0.00
3131004. TIMBER CHIR	CMT.	LAH	32665.50	32665.50	25602.50	0.00	27.59
		RAW	46792.00	43260.50	43260.50	8.16	8.16
		KAR	31200.00	31200.00	26350.00	0.00	18.41
3131005. TIMBER DEODAR	CMT.	RAW	104178.50	97998.00	97998.00	6.31	6.31
		KAR	105000.00	105000.00	90950.00	0.00	15.45
		PSH	95358.00	95358.00	95358.00	0.00	0.00
		QTA	88000.00	88000.00	76950.00	0.00	14.36
3131006. TIMBER TEAK WOOD	CMT.	LAH	143021.50	143021.50	125364.50	0.00	14.08
		KAR	148450.50	148450.50	108300.00	0.00	37.07
069. Printing Paper							
3212901. OFFSET PAPER FLYING FINISH	KG.	KAR	78.00	78.00	85.00	0.00	-8.24
3212902. ART PAPER "LEYKAM"/CHINA	KG.	KAR	115.00	115.00	115.00	0.00	0.00
3212903. PRINTING PAPER ROYAL CENTURY	KG.	KAR	90.00	90.00	90.00	0.00	0.00
3212904. PHOTOSTAT PAPER 210X297 A-4(80GM)	KG.	KAR	365.00	365.00	370.00	0.00	-1.35

Contd.

7.10 Intercity Wholesale Prices of Selected Commodities

Group/Commodity/Item Specification	Unit	City	Prices (Rs.)			% Change in Sept., 2015 Over	
			Sept., 2015	Aug., 2015	Sept., 2014	Aug., 2015	Sept., 2014
070. Hard Board							
3213301. KRAFT LINES BOARD (BRAZIL-125)	KG.	KAR	95.00	95.00	110.00	0.00	-13.64
071. Coke							
3310001. COKE	MT.	KAR	60000.00	60000.00	60000.00	0.00	0.00
072. Motor Spirit							
3331001. MOTOR SPRIT 87 RON	LTR.	KAR	73.70	76.70	106.50	-3.91	-30.80
073. Diesel Oil							
3333001. DIESEL OIL LIGHT SPEED (BULK)	LTR.	KAR	53.52	56.52	92.01	-5.31	-41.83
3333002. DIESEL OIL HIGH SPEED(BULK)	LTR.	KAR	81.98	84.99	108.28	-3.54	-24.29
074. Kerosine Oil							
3334001. KEROSINE OIL	LTR.	KAR	56.97	62.00	105.51	-8.11	-46.01
075. Furnace Oil							
3337001. HIGH SULPHUR FURNACE OIL(HSFO)	MT.	KAR	27859.50	32996.50	62213.00	-15.57	-55.22
076. Mobil Oil							
3338001. HAVOLINE MOBIL OIL PETROL ENGN.	4 LTR.	FAS	1950.00	1950.00	1950.00	0.00	0.00
		RAW	1962.50	1962.50	1987.50	0.00	-1.26
		MUL	1780.00	1780.00	1780.00	0.00	0.00
		GJT	1790.00	1790.00	1790.00	0.00	0.00
		KAR	2157.00	2157.00	2157.00	0.00	0.00
		PSH	1640.00	1640.00	1640.00	0.00	0.00
		QTA	1670.00	1670.00	1670.00	0.00	0.00
3338002. HAVOLINE MOBIL OIL CNG ENGN.	4 LTR.	FAS	1600.00	1600.00	1600.00	0.00	0.00
		RAW	1937.50	1937.50	1962.50	0.00	-1.27
		MUL	1660.00	1660.00	1830.00	0.00	-9.29
		GJT	1790.00	1790.00	1835.00	0.00	-2.45
		KAR	1833.00	1833.00	1833.00	0.00	0.00
		PSH	1670.00	1670.00	1680.00	0.00	-0.60
		QTA	1725.00	1725.00	1685.00	0.00	2.37
077. Chemicals							
3414001. STEARIC ACID	LB.	LAH	122.50	122.50	110.00	0.00	11.36
		KAR	88.50	88.50	102.50	0.00	-13.66
3414002. ACETIC ACID	LB.	LAH	80.00	80.00	80.00	0.00	0.00
		KAR	43.50	44.50	55.50	-2.25	-21.62
		PSH	50.00	50.00	59.00	0.00	-15.25
3414003. TARTARIC POWDER	50 KG.	LAH	17500.00	17500.00	18000.00	0.00	-2.78
		KAR	11000.00	11000.00	10000.00	0.00	10.00
3414004. CITRIC ACID	50 KG.	LAH	5700.00	5700.00	6500.00	0.00	-12.31
		KAR	4950.00	4950.00	6250.00	0.00	-20.80
		PSH	5700.00	5600.00	6500.00	1.79	-12.31
3414005. CHINA CLAY	M.T.	KAR	52000.00	52000.00	50000.00	0.00	4.00
3414006. BLEACHING POWDER	50 KG.	LAH	2600.00	2600.00	2500.00	0.00	4.00
		KSR	2675.00	2675.00	2900.00	0.00	-7.76
		KAR	2275.00	2275.00	1550.00	0.00	46.77
		PSH	3000.00	3000.00	2600.00	0.00	15.38
3414007. GLUCOSE POWDER	50 KG.	LAH	4800.00	4800.00	5200.00	0.00	-7.69
		KAR	4550.00	4550.00	5200.00	0.00	-12.50
		PSH	5200.00	5200.00	5300.00	0.00	-1.89
3422001. ZINC OXIDE	50 KG.	LAH	21000.00	21000.00	19000.00	0.00	10.53
		PSH	15000.00	15000.00	16500.00	0.00	-9.09
3423101. CAUSTIC SODA	50 KG.	LAH	3700.00	3700.00	3900.00	0.00	-5.13
		KSR	3725.00	3725.00	3900.00	0.00	-4.49
		KAR	3710.00	3710.00	4000.00	0.00	-7.25
		PSH	4000.00	4000.00	3800.00	0.00	5.26
3423102. SULPHURIC ACID	100 KG.	LAH	2500.00	2500.00	2500.00	0.00	0.00
		KAR	2380.00	2380.00	2400.00	0.00	-0.83
		PSH	2000.00	2000.00	2000.00	0.00	0.00

Contd.

7.10 Intercity Wholesale Prices of Selected Commodities

Group/Commodity/Item Specification	Unit	City	Prices (Rs.)			% Change in Sept., 2015 Over	
			Sept., 2015	Aug., 2015	Sept., 2014	Aug., 2015	Sept., 2014
3423103. MERCURY	KG.	LAH	12500.00	12500.00	14000.00	0.00	-10.71
		KAR	10800.00	10800.00	16000.00	0.00	-32.50
		PSH	11000.00	11000.00	13000.00	0.00	-15.38
3424001. SODA ASH LIGHT 80 KG. BAG	BAG	LAH	3360.00	3360.00	3800.00	0.00	-11.58
		KSR	3425.00	3425.00	3725.00	0.00	-8.05
		KAR	2072.50	2225.00	3360.00	-6.85	-38.32
		PSH	3450.00	3450.00	3360.00	0.00	2.68
3424002. SODIUM BI- CARBONATE.	50 KG.	LAH	2450.00	2450.00	2500.00	0.00	-2.00
		KAR	2290.00	2290.00	2750.00	0.00	-16.73
		PSH	2400.00	2450.00	2400.00	-2.04	0.00
3424003. SALT EPSUM	100 KG.	LAH	1400.00	1400.00	1600.00	0.00	-12.50
		KAR	1625.00	1625.00	1900.00	0.00	-14.47
		PSH	2600.00	2600.00	2600.00	0.00	0.00
078. Dyeing Material							
3431001. DYES RED B-BASE	LB.	KAR	270.00	270.00	250.00	0.00	8.00
3431002. DYES ORITEX JAPAN RED HR-2.	LB.	KAR	225.00	225.00	225.00	0.00	0.00
3431003. DYED REACTIVE VIOLET H-3R	LB.	KAR	250.00	250.00	250.00	0.00	0.00
079. Fertilizers							
3461101. SONA UREA	MT.	LAH	37000.00	37000.00	36500.00	0.00	1.37
		FAS	40400.00	38000.00	38800.00	6.32	4.12
		MUL	37000.00	37000.00	38000.00	0.00	-2.63
		PSH	40000.00	38600.00	38400.00	3.63	4.17
		LAH	37000.00	37000.00	36500.00	0.00	1.37
3461102. KISAN UREA	MT.	FAS	40000.00	37400.00	37600.00	6.95	6.38
		MUL	36000.00	36000.00	36400.00	0.00	-1.10
		GUJ	34400.00	34400.00	36500.00	0.00	-5.75
		PSH	39000.00	37000.00	37600.00	5.41	3.72
		LAH	32500.00	32500.00	32500.00	0.00	0.00
3461401. CALCIUM AMMONIUM NITRATE	MT.	FAS	35000.00	32000.00	31600.00	9.38	10.76
		MUL	30400.00	30400.00	31600.00	0.00	-3.80
		GUJ	32000.00	32000.00	30000.00	0.00	6.67
		PSH	31000.00	31000.00	31000.00	0.00	0.00
		LAH	20000.00	20000.00	20000.00	0.00	0.00
3462101. SINGLE SUPPER PHOSPHATE (GR) 18PC	MT.	FAS	21000.00	20000.00	20000.00	5.00	5.00
		MUL	18600.00	18600.00	17400.00	0.00	6.90
		GUJ	18000.00	18000.00	18000.00	0.00	0.00
		PSH	20000.00	20000.00	20000.00	0.00	0.00
		LAH	21000.00	21000.00	21000.00	0.00	0.00
3462102. SINGLE SUPER PHOSPHATE (PD) 18PC	MT.	FAS	21950.00	21950.00	21950.00	0.00	0.00
		MUL	21900.00	21900.00	21900.00	0.00	0.00
		GUJ	22000.00	22000.00	22000.00	0.00	0.00
		PSH	25100.00	25100.00	25100.00	0.00	0.00
		LAH	61750.00	61750.00	61750.00	0.00	0.00
3462103. TRIPLE SUPER PHOSPHATE (GR)	MT.	FAS	61850.00	61850.00	61850.00	0.00	0.00
		MUL	62050.00	62050.00	62050.00	0.00	0.00
		GUJ	66000.00	66000.00	66000.00	0.00	0.00
		PSH	60000.00	60000.00	60000.00	0.00	0.00
		LAH	103000.00	103000.00	97000.00	0.00	6.19
3463201. SULPHATE OF POTASH	MT.	MUL	83600.00	83600.00	83600.00	0.00	0.00
		KSR	103000.00	103000.00	97000.00	0.00	6.19
3464101. NITRO PHOSPHATE	MT.	LAH	50500.00	50500.00	50000.00	0.00	1.00
		FAS	53000.00	51000.00	51600.00	3.92	2.71
		MUL	50000.00	50000.00	49600.00	0.00	0.81
		GUJ	54000.00	54000.00	50000.00	0.00	8.00
		PSH	51000.00	51000.00	51000.00	0.00	0.00
3464201. DIA-AMMONIUM PHOSPHATE	MT.	LAH	75000.00	75000.00	73000.00	0.00	2.74
		FAS	75000.00	75000.00	72600.00	0.00	3.31

Contd.

7.10 Intercity Wholesale Prices of Selected Commodities

Group/Commodity/Item Specification	Unit	City	Prices (Rs.)			% Change in Sept., 2015 Over	
			Sept., 2015	Aug., 2015	Sept., 2014	Aug., 2015	Sept., 2014
		MUL	74200.00	74200.00	71600.00	0.00	3.63
		GUJ	74000.00	74000.00	70000.00	0.00	5.71
		PSH	73000.00	73000.00	70000.00	0.00	4.29
3464401. NITROGEN PHOSPHATE AND POTACIUM(NPK)	MT.	LAH	62000.00	62000.00	63000.00	0.00	-1.59
		GUJ	50000.00	50000.00	59000.00	0.00	-15.25
		SAR	59400.00	59600.00	58875.00	-0.34	0.89
		HYD	61680.00	61680.00	61680.00	0.00	0.00
080. Pesticides							
3466101. THIODAN 35 EC(AGRICULTURE) 1 LTR	BOTTLE	LAH	580.00	580.00	580.00	0.00	0.00
		FAS	1050.00	1050.00	1050.00	0.00	0.00
		MUL	1200.00	1200.00	1150.00	0.00	4.35
		SAR	875.00	875.00	875.00	0.00	0.00
		GJT	500.00	500.00	500.00	0.00	0.00
		HYD	750.00	750.00	750.00	0.00	0.00
		MPK	600.00	600.00	600.00	0.00	0.00
3466102. DURSBAN TC(TERMITICIDE CONC.)	BOTTLE	LAH	1050.00	1050.00	1050.00	0.00	0.00
		FAS	1265.00	1265.00	1265.00	0.00	0.00
		MUL	1550.00	1550.00	1550.00	0.00	0.00
		SAR	1100.00	1100.00	1000.00	0.00	10.00
3466103. SARSABZ (VEGETABLES) 1 LTR.	BOTTLE	LAH	210.00	210.00	210.00	0.00	0.00
		FAS	360.00	360.00	360.00	0.00	0.00
		MUL	700.00	700.00	600.00	0.00	16.67
		SAR	300.00	300.00	250.00	0.00	20.00
		GJT	500.00	500.00	400.00	0.00	25.00
3466104. MALATHION (ALL ANIMALS) 1 LTR.	BOTTLE	LAH	800.00	800.00	800.00	0.00	0.00
		FAS	1300.00	1300.00	1300.00	0.00	0.00
		GUJ	1100.00	1100.00	800.00	0.00	37.50
		GJT	1200.00	1200.00	800.00	0.00	50.00
081. Insecticides							
3471001. L-D POLYTHYLENE	LB.	KAR	83.69	83.69	100.00	0.00	-16.31
3473001. POLYSTRENE GP.	55 LB.	KAR	4650.00	4650.00	6318.00	0.00	-26.40
082. Paints & Varnishes							
3511001. SYN CLEAR VARNISH (BUXLYS)	3 LTR.	LAH	1062.00	1062.00	1050.00	0.00	1.14
		KAR	1225.00	1225.00	1020.00	0.00	20.10
3511002. SYN CLEAR VARNISH (BERGER)	3 LTR.	LAH	1215.00	1215.00	1150.00	0.00	5.65
		KAR	1375.00	1375.00	1210.00	0.00	13.64
3511003. SYN ENAMEL VIP (BERGER)	3.6 LTR	LAH	1860.00	1860.00	1700.00	0.00	9.41
		RAW	1337.50	1337.50	1355.00	0.00	-1.29
		KAR	1650.00	1650.00	1440.00	0.00	14.58
3511004. SYN ENAMEL 413 (BUXLYS)	3.6 LTR	LAH	1380.00	1380.00	1370.00	0.00	0.73
		RAW	1330.00	1330.00	1345.00	0.00	-1.12
		KAR	1650.00	1650.00	1440.00	0.00	14.58
3511005. VIP PLASTIC EMULSION (BERGER)	4 LTR.	LAH	1836.00	1836.00	1750.00	0.00	4.91
		RAW	1555.00	1555.00	1575.00	0.00	-1.27
		KAR	1500.00	1500.00	1100.00	0.00	36.36
3511006. PLASTIC BOUND DISTEMPER(BUXLYS)	6 KG.	LAH	1210.00	1210.00	1210.00	0.00	0.00
		RAW	975.00	975.00	1025.00	0.00	-4.88
		KAR	975.00	975.00	950.00	0.00	2.63
3511007. ICI PLASTIC EMULSION	4 LTR	LAH	1940.00	1940.00	1800.00	0.00	7.78
		RAW	1690.00	1690.00	1725.00	0.00	-2.03
		KAR	1750.00	1750.00	1620.00	0.00	8.02
083. Medicines							
3526001. PANADOL TAB. (200)	PACKET	LAH	153.00	153.00	153.00	0.00	0.00
		RAW	165.00	165.00	165.00	0.00	0.00
		MUL	153.00	153.00	153.00	0.00	0.00
		KAR	165.00	165.00	165.00	0.00	0.00

Contd.

7.10 Intercity Wholesale Prices of Selected Commodities

Group/Commodity/Item Specification	Unit	City	Prices (Rs.)			% Change in Sept., 2015 Over	
			Sept., 2015	Aug., 2015	Sept., 2014	Aug., 2015	Sept., 2014
3526002. DISPRIN TAB. (600)	PACKET	MPK	153.00	153.00	153.00	0.00	0.00
		PSH	160.00	160.00	160.00	0.00	0.00
		QTA	180.00	180.00	180.00	0.00	0.00
		LAH	525.00	525.00	525.00	0.00	0.00
		RAW	372.50	372.50	372.50	0.00	0.00
		MUL	510.00	510.00	510.00	0.00	0.00
		KAR	459.00	459.00	459.00	0.00	0.00
3526003. FLAGYL TAB. (200)	PACKET	MPK	360.00	360.00	360.00	0.00	0.00
		PSH	516.00	516.00	516.00	0.00	0.00
		QTA	440.00	440.00	440.00	0.00	0.00
		LAH	170.00	170.00	170.00	0.00	0.00
		RAW	255.00	255.00	255.00	0.00	0.00
		MUL	270.00	270.00	270.00	0.00	0.00
		KAR	260.00	260.00	260.00	0.00	0.00
3526004. VENTOLIN TAB.(100)	PACKET	MPK	260.00	260.00	260.00	0.00	0.00
		PSH	283.00	283.00	283.00	0.00	0.00
		QTA	180.00	180.00	180.00	0.00	0.00
		LAH	82.00	82.00	82.00	0.00	0.00
		RAW	85.00	85.00	73.00	0.00	16.44
		MUL	121.00	121.00	121.00	0.00	0.00
		KAR	86.53	86.53	86.53	0.00	0.00
3526005. DAONIL TAB. (60)	PACKET	MPK	73.20	73.20	73.20	0.00	0.00
		PSH	85.00	72.00	72.00	18.06	18.06
		QTA	90.00	80.00	80.00	12.50	12.50
		LAH	75.12	75.12	75.12	0.00	0.00
		RAW	86.50	86.50	86.50	0.00	0.00
		MUL	86.31	86.31	86.31	0.00	0.00
		KAR	88.00	88.00	88.00	0.00	0.00
3526006. ENTOX TAB. (100)	PACKET	MPK	76.00	76.00	76.00	0.00	0.00
		PSH	90.00	90.00	90.00	0.00	0.00
		QTA	90.00	90.00	90.00	0.00	0.00
		LAH	87.50	87.50	87.50	0.00	0.00
		RAW	73.00	73.00	73.00	0.00	0.00
		MUL	85.00	85.00	85.00	0.00	0.00
		KAR	100.00	100.00	100.00	0.00	0.00
3526007. CALCIUM TAB. 1000 SANDOZ	06 BOTT	MPK	85.00	85.00	85.00	0.00	0.00
		PSH	100.00	100.00	100.00	0.00	0.00
		QTA	85.00	85.00	85.00	0.00	0.00
		LAH	622.00	622.00	622.00	0.00	0.00
		RAW	620.00	620.00	620.00	0.00	0.00
		MUL	622.20	622.20	622.20	0.00	0.00
		KAR	660.00	660.00	732.00	0.00	-9.84
3526008. RENITEC TAB. 5 MG. (20)	PACKET	MPK	520.00	520.00	520.00	0.00	0.00
		PSH	630.00	630.00	630.00	0.00	0.00
		QTA	636.00	636.00	425.00	0.00	49.65
		LAH	87.56	87.56	87.56	0.00	0.00
		RAW	99.50	99.50	99.50	0.00	0.00
		MUL	99.45	99.45	99.45	0.00	0.00
		KAR	100.00	100.00	100.00	0.00	0.00
3526009. CARMINA (150 TABLETS)	06 BOTT	MPK	88.00	88.00	88.00	0.00	0.00
		PSH	105.30	105.30	105.30	0.00	0.00
		QTA	102.00	102.00	112.00	0.00	-8.93
		LAH	150.00	150.00	150.00	0.00	0.00
		RAW	120.00	120.00	120.00	0.00	0.00
MUL	153.00	153.00	153.00	0.00	0.00		
KAR	180.00	180.00	180.00	0.00	0.00		
PSH	170.00	170.00	170.00	0.00	0.00		

Contd.

7.10 Intercity Wholesale Prices of Selected Commodities

Group/Commodity/Item Specification	Unit	City	Prices (Rs.)			% Change in Sept., 2015 Over	
			Sept., 2015	Aug., 2015	Sept., 2014	Aug., 2015	Sept., 2014
3526010. SUALIN (250 TAB.) STRIP	EACH	LAH	68.75	68.75	68.75	0.00	0.00
		RAW	78.00	78.00	78.00	0.00	0.00
		KAR	132.00	132.00	132.00	0.00	0.00
		PSH	150.00	150.00	150.00	0.00	0.00
3526011. SANCOS SYRUP 60 MG.	06 BOTT	LAH	331.50	331.50	331.50	0.00	0.00
		RAW	142.50	142.50	137.00	0.00	4.01
		MUL	280.50	280.50	280.50	0.00	0.00
		KAR	160.00	160.00	156.00	0.00	2.56
		MPK	285.00	285.00	285.00	0.00	0.00
		PSH	300.00	300.00	300.00	0.00	0.00
3526012. PHENRGONE SYRUP 120 MG	06 BOTT	QTA	287.00	287.00	275.00	0.00	4.36
		LAH	179.66	179.66	179.66	0.00	0.00
		RAW	168.00	168.00	168.00	0.00	0.00
		MUL	168.30	168.30	168.30	0.00	0.00
		KAR	198.00	198.00	198.00	0.00	0.00
		MPK	170.00	170.00	170.00	0.00	0.00
3526013. CALPOL SYRUP	06 BOTT	PSH	174.00	174.00	170.28	0.00	2.18
		QTA	195.00	195.00	195.00	0.00	0.00
		LAH	135.00	135.00	135.00	0.00	0.00
		RAW	143.00	143.00	143.00	0.00	0.00
		MUL	127.50	127.50	127.50	0.00	0.00
		KAR	150.00	150.00	150.00	0.00	0.00
3526014. HYDERLIN SYRUP	06 BOTT	MPK	214.20	214.20	214.20	0.00	0.00
		PSH	144.48	144.48	144.48	0.00	0.00
		QTA	125.00	125.00	125.00	0.00	0.00
		LAH	300.90	300.90	300.90	0.00	0.00
		RAW	327.50	327.50	327.50	0.00	0.00
		MUL	316.20	316.20	316.20	0.00	0.00
3526015. SAFI HAMDARD 100 ML	06 BOTT	KAR	332.00	332.00	312.00	0.00	6.41
		MPK	312.00	312.00	312.00	0.00	0.00
		PSH	342.00	342.00	342.00	0.00	0.00
		QTA	378.00	378.00	378.00	0.00	0.00
		LAH	228.00	228.00	228.00	0.00	0.00
		RAW	216.00	216.00	216.00	0.00	0.00
3526016. HONEY TUBE (HAMDARD)	06 TUBE	MUL	210.00	210.00	210.00	0.00	0.00
		KAR	276.00	276.00	276.00	0.00	0.00
		PSH	288.00	240.00	240.00	20.00	20.00
		QTA	193.00	193.00	193.00	0.00	0.00
		LAH	540.00	540.00	204.00	0.00	164.71
		KAR	552.00	552.00	552.00	0.00	0.00
3526017. BETNOVATE-N OINTMENT	06 TUBE	MPK	516.00	516.00	516.00	0.00	0.00
		PSH	480.00	480.00	480.00	0.00	0.00
		QTA	582.00	582.00	534.00	0.00	8.99
		LAH	153.12	153.12	153.12	0.00	0.00
		RAW	148.00	148.00	148.00	0.00	0.00
		MUL	170.04	170.04	170.04	0.00	0.00
3526018. BURNOL	06 TUBE	KAR	168.00	168.00	168.00	0.00	0.00
		MPK	156.00	156.00	156.00	0.00	0.00
		PSH	174.00	150.00	150.00	16.00	16.00
		QTA	162.00	162.00	162.00	0.00	0.00
		LAH	85.08	85.08	85.08	0.00	0.00
		RAW	82.00	82.00	82.00	0.00	0.00
		MUL	82.00	82.00	82.00	0.00	0.00
		KAR	96.00	96.00	96.00	0.00	0.00
		MPK	81.60	81.60	81.60	0.00	0.00
		PSH	87.00	87.00	87.00	0.00	0.00
		QTA	81.00	81.00	81.00	0.00	0.00

Contd.

7.10 Intercity Wholesale Prices of Selected Commodities

Group/Commodity/Item Specification	Unit	City	Prices (Rs.)			% Change in Sept., 2015 Over			
			Sept., 2015	Aug., 2015	Sept., 2014	Aug., 2015	Sept., 2014		
3526019. O.R.S.FLAVOURED (SEARLE)	DOZEN	LAH	180.00	180.00	110.00	0.00	63.64		
		RAW	183.50	183.50	163.50	0.00	12.23		
		MUL	173.40	173.40	173.40	0.00	0.00		
		KAR	174.00	174.00	174.00	0.00	0.00		
		PSH	154.30	154.30	154.80	0.00	-0.32		
3526020. JOSHANDA HAMDARD	DOZEN	QTA	156.00	156.00	350.00	0.00	-55.43		
		LAH	276.00	276.00	276.00	0.00	0.00		
		MUL	216.00	216.00	216.00	0.00	0.00		
		KAR	264.00	264.00	264.00	0.00	0.00		
		MPK	123.84	123.84	123.84	0.00	0.00		
3526021. COTTON BANDAGE 2" SIZE	06 NO.S	PSH	82.00	82.00	60.00	0.00	36.67		
		QTA	221.00	221.00	221.00	0.00	0.00		
		LAH	39.00	39.00	39.00	0.00	0.00		
		RAW	48.00	48.00	48.00	0.00	0.00		
		MUL	24.00	24.00	24.00	0.00	0.00		
084. Soaps & Detergents		KAR	30.00	30.00	30.00	0.00	0.00		
		MPK	54.00	54.00	54.00	0.00	0.00		
		PSH	22.00	22.00	22.00	0.00	0.00		
		3532101. LIFE BOUY SOAP (125 GM.)	DOZ.	LAH	442.00	442.00	401.00	0.00	10.22
		RAW		382.50	382.50	377.50	0.00	1.32	
KSR	442.00	442.00		401.00	0.00	10.22			
KAR	396.00	396.00		396.00	0.00	0.00			
PSH	425.00	425.00		420.00	0.00	1.19			
3532102. LUX-STD. (70 GM.)	DOZ.	QTA	370.00	370.00	370.00	0.00	0.00		
		LAH	350.00	345.50	383.00	1.30	-8.62		
		RAW	342.50	342.50	361.00	0.00	-5.12		
		KAR	370.00	370.00	384.00	0.00	-3.65		
		PSH	380.00	380.00	380.00	0.00	0.00		
3532201. SUPER ACTIVE SURF (130 GM.)	DOZ.	QTA	360.00	360.00	360.00	0.00	0.00		
		LAH	230.00	230.00	230.00	0.00	0.00		
		MUL	229.16	229.16	229.16	0.00	0.00		
		KAR	228.00	228.00	232.00	0.00	-1.72		
		SKR	248.88	248.88	248.88	0.00	0.00		
3532202. ARIEL (100 GM)	DOZ.	LAH	230.00	230.00	230.00	0.00	0.00		
		GUJ	228.00	228.00	228.00	0.00	0.00		
		KAR	228.00	228.00	156.00	0.00	46.15		
		MPK	180.00	180.00	180.00	0.00	0.00		
3532203. VIM DETERGENT POLY BAG (1000 G.)	DOZ.	LAH	750.00	750.00	750.00	0.00	0.00		
		RAW	715.00	715.00	715.00	0.00	0.00		
		KAR	828.00	828.00	540.00	0.00	53.33		
		SKR	720.00	720.00	840.00	0.00	-14.29		
		PSH	680.00	680.00	680.00	0.00	0.00		
		MNG	516.00	516.00	516.00	0.00	0.00		
3532204. MAXIMUM POWER BRITE POLYBAG(400GM)	DOZ.	QTA	624.00	624.00	486.00	0.00	28.40		
		LAH	1404.00	1404.00	1404.00	0.00	0.00		
		RAW	862.50	862.50	862.50	0.00	0.00		
		KAR	1224.00	1224.00	1020.00	0.00	20.00		
		MPK	1416.00	1416.00	1416.00	0.00	0.00		
3532205. EXPRESS DETERGENT(1000GM)	DOZ.	PSH	1325.00	1325.00	1325.00	0.00	0.00		
3532206. WASHING SOAP BETA/SUF/GUY	DOZ.	KAR	2100.00	2100.00	1128.00	0.00	86.17		
		LAH	5580.00	5400.00	5720.00	3.33	-2.45		
		RAW	3775.00	3775.00	3825.00	0.00	-1.31		
		KSR	5560.00	5400.00	5580.00	2.96	-0.36		
		SKR	3440.00	3440.00	3440.00	0.00	0.00		
		PSH	5840.00	5840.00	6100.00	0.00	-4.26		

Contd.

7.10 Intercity Wholesale Prices of Selected Commodities

Group/Commodity/Item Specification	Unit	City	Prices (Rs.)			% Change in Sept., 2015 Over	
			Sept., 2015	Aug., 2015	Sept., 2014	Aug., 2015	Sept., 2014
3532207. WASHING SOAP NYLON 101 CAKE	DOZ.	LAH	269.00	269.00	269.00	0.00	0.00
		RAW	237.50	237.50	237.50	0.00	0.00
		SAR	286.00	286.00	320.00	0.00	-10.63
		BNU	190.00	190.00	190.00	0.00	0.00
3532301. TOOTHPASTE MACLEAN'S (LARGE SIZE)	DOZ.	QTA	300.00	300.00	300.00	0.00	0.00
		RAW	575.00	575.00	575.00	0.00	0.00
		KAR	1080.00	1080.00	1080.00	0.00	0.00
		KAR	492.00	492.00	492.00	0.00	0.00
3532302. TOOTHPASTE FARHAN'S (STD. SIZE)	DOZ.	RAW	565.00	565.00	565.00	0.00	0.00
		KAR	1092.00	1092.00	1092.00	0.00	0.00
3532303. TALC SAMSOL/SWISS MISS (STD.SIZE)	DOZ.	LAH	1200.00	1200.00	1200.00	0.00	0.00
		RAW	1127.50	1127.50	1127.50	0.00	0.00
		KAR	1194.00	1194.00	1109.00	0.00	7.66
3532304. PONDS COLD CREAM (MED SIZE.)	DOZ.	LAH	2450.00	2450.00	2450.00	0.00	0.00
		RAW	1127.50	1127.50	1127.50	0.00	0.00
		KAR	1009.00	1009.00	1009.00	0.00	0.00
3532305. PONDS VANISHING CREAM (MED SIZE)	DOZ.	LAH	720.00	720.00	564.00	0.00	27.66
		RAW	625.00	625.00	625.00	0.00	0.00
		KAR	684.00	648.00	600.00	5.56	14.00
3532307. HAIR BRYL CREAM (MED. SIZE).	DOZ.	RAW	1125.00	1125.00	1125.00	0.00	0.00
		KAR	1140.00	984.00	940.00	15.85	21.28
3532308. JOHNSON'S BABY POWDER/MOTHER CARE	DOZ.	KAR	1000.00	798.00	730.00	25.31	36.99
3532309. SUN SILK SHAMPOO LOCAL 10 ML.	DOZ.	RAW	51.00	51.00	51.00	0.00	0.00
		KAR	55.00	55.00	55.00	0.00	0.00
085. Auto Tyres							
3611101. AUTO TYRE GEN/SUZ/ALTO/MEHRAN	EACH	LAH	2700.00	2700.00	2700.00	0.00	0.00
		RAW	2875.00	2875.00	3075.00	0.00	-6.50
		KAR	2850.00	2850.00	2850.00	0.00	0.00
3611201. MOTOR CYCLE TYRE YAMAHA-100	EACH	LAH	1280.00	1280.00	1280.00	0.00	0.00
		RAW	962.50	962.50	962.50	0.00	0.00
		KAR	1200.00	1200.00	1200.00	0.00	0.00
3611202. MOTOR CYCLE TYRE HONDA CD-70	EACH	LAH	860.00	860.00	860.00	0.00	0.00
		RAW	962.50	962.50	962.50	0.00	0.00
		KAR	1150.00	1150.00	1200.00	0.00	-4.17
3611203. MOTOR CYCLE TYRE SUZUKI 80 CC.	EACH	LAH	960.00	960.00	960.00	0.00	0.00
		RAW	937.50	937.50	937.50	0.00	0.00
		KAR	1200.00	1200.00	1200.00	0.00	0.00
3611204. CYCLE TYRE SERVIS (28x1/2")	EACH	LAH	250.00	250.00	250.00	0.00	0.00
		KAR	225.00	225.00	200.00	0.00	12.50
3611205. CYCLE TYRE DIAMOND (28x1/2")	EACH	LAH	300.00	300.00	300.00	0.00	0.00
		RAW	287.50	287.50	287.50	0.00	0.00
		KAR	230.00	215.00	200.00	6.98	15.00
3611401. AUTO TUBE GEN/SUZ/ALTO/MEHRAN	EACH	LAH	270.00	270.00	270.00	0.00	0.00
		RAW	295.00	295.00	295.00	0.00	0.00
		KAR	322.50	322.50	322.50	0.00	0.00
3611402. MOTOR CYCLE TUBE YAMAHA-100	EACH	LAH	185.00	185.00	185.00	0.00	0.00
		RAW	192.50	192.50	192.50	0.00	0.00
		KAR	210.00	210.00	257.50	0.00	-18.45
3611403. MOTOR CYCLE TUBE HONDA CD-70	EACH	LAH	175.00	175.00	175.00	0.00	0.00
		RAW	192.50	192.50	192.50	0.00	0.00
		KAR	205.00	205.00	257.50	0.00	-20.39
3611404. MOTOR CYCLE TUBE SUZUKI 80 CC.	EACH	LAH	195.00	195.00	195.00	0.00	0.00
		KAR	262.50	262.50	252.50	0.00	3.96
3611405. CYCLE TUBES SERVIS (28x1/2)	EACH	LAH	105.00	105.00	105.00	0.00	0.00
		KAR	137.50	137.50	130.00	0.00	5.77

Contd.

7.10 Intercity Wholesale Prices of Selected Commodities

Group/Commodity/Item Specification	Unit	City	Prices (Rs.)			% Change in Sept., 2015 Over	
			Sept., 2015	Aug., 2015	Sept., 2014	Aug., 2015	Sept., 2014
3611406. CYCLE TUBES DIAMOND (28x1/2)	EACH	LAH	115.00	115.00	115.00	0.00	0.00
		RAW	92.50	92.50	92.50	0.00	0.00
		KAR	132.50	132.50	125.00	0.00	6.00
086. Plastic Products							
3694001. WATER COOLER 9 LTR.	EACH	LAH	400.00	400.00	400.00	0.00	0.00
		KAR	465.00	465.00	465.00	0.00	0.00
		PSH	450.00	450.00	450.00	0.00	0.00
		QTA	410.00	410.00	410.00	0.00	0.00
		LAH	300.00	300.00	245.00	0.00	22.45
3694002. BUCKET MED. SIZE	EACH	GUJ	225.00	225.00	225.00	0.00	0.00
		GJT	220.00	220.00	220.00	0.00	0.00
		KAR	312.50	312.50	270.00	0.00	15.74
		PSH	350.00	350.00	355.00	0.00	-1.41
		QTA	235.00	235.00	235.00	0.00	0.00
		LAH	1975.00	1975.00	1975.00	0.00	0.00
		RAW	4900.00	4900.00	4600.00	0.00	6.52
3694003. DINNER SET PLASTIC 42/48/52 PIECES	EACH	MUL	3000.00	3000.00	2450.00	0.00	22.45
		KAR	2400.00	2400.00	1925.00	0.00	24.68
		PSH	2150.00	2100.00	2100.00	2.38	2.38
		MNG	3000.00	3000.00	3000.00	0.00	0.00
		LAH	1225.00	1225.00	1225.00	0.00	0.00
		SKT	1000.00	1000.00	660.00	0.00	51.52
		KAR	975.00	975.00	772.50	0.00	26.21
3694004. HOT POT PLASTIC 3 PIECES	EACH	PSH	1350.00	1350.00	975.00	0.00	38.46
		QTA	1050.00	1050.00	830.00	0.00	26.51
		LAH	450.00	450.00	350.00	0.00	28.57
		GUJ	500.00	500.00	400.00	0.00	25.00
		KAR	525.00	525.00	420.00	0.00	25.00
3694005. THERMOS STARVAC 1 LTR.	EACH	QTA	300.00	300.00	300.00	0.00	0.00
087. Glass sheets							
3711401. PL. GLASS SHEET 3 MM ABOVE 1 SQ.M	SQ.MTR.	LAH	335.00	335.00	335.00	0.00	0.00
		RAW	335.00	335.00	325.00	0.00	3.08
		KAR	465.00	465.00	435.00	0.00	6.90
		PSH	425.00	425.00	425.00	0.00	0.00
		LAH	247.50	247.50	247.50	0.00	0.00
3711402. FIG.GLASS SHEET ABOVE 1 SQ.M	SQ.MTR.	RAW	295.00	295.00	285.00	0.00	3.51
		KAR	745.00	745.00	465.00	0.00	60.22
		PSH	968.00	968.00	968.00	0.00	0.00
088. Other Glass Articles							
3719101. JAR 4 LTR. LOCAL/FANCY/SILKY	DOZ.	RAW	887.50	887.50	887.50	0.00	0.00
		KAR	750.00	750.00	710.00	0.00	5.63
3719301. TUMBLER 200 ML. FANCY (OMROC)	DOZ.	RAW	310.00	310.00	310.00	0.00	0.00
		KAR	637.50	637.50	575.00	0.00	10.87
3719302. JUG DIAMOND 1.2 LTR. FANCY (OMROC)	DOZ.	LAH	1775.00	1775.00	1450.00	0.00	22.41
		RAW	1337.50	1337.50	1337.50	0.00	0.00
		KAR	2450.00	2450.00	1730.00	0.00	41.62
3719303. TEA CUP SAUCER WHITE	DOZ.	LAH	725.00	725.00	450.00	0.00	61.11
		RAW	887.50	887.50	887.50	0.00	0.00
		KAR	690.00	690.00	535.00	0.00	28.97
089. Ceramics & Sanitary Fixture							
3721001. EUROPEAN W/C (02/03) STD WHITE	EACH	LAH	1600.00	1400.00	1400.00	14.29	14.29
		RAW	1225.00	1225.00	1175.00	0.00	4.26
		GJT	1400.00	1400.00	1400.00	0.00	0.00
		KAR	1600.00	1600.00	1250.00	0.00	28.00
		PSH	4100.00	4100.00	4100.00	0.00	0.00
3721002. EUROPEAN W.C. (02/03)STD COLOUR	EACH	LAH	1700.00	1500.00	1500.00	13.33	13.33
		RAW	1325.00	1325.00	1275.00	0.00	3.92

Contd.

7.10 Intercity Wholesale Prices of Selected Commodities

Group/Commodity/Item Specification	Unit	City	Prices (Rs.)			% Change in Sept., 2015 Over	
			Sept., 2015	Aug., 2015	Sept., 2014	Aug., 2015	Sept., 2014
3721003. ASIAN W.C. WHITE 18/22"	EACH	GJT	1600.00	1600.00	1600.00	0.00	0.00
		KAR	1700.00	1700.00	1350.00	0.00	25.93
		LAH	1850.00	1700.00	1250.00	8.82	48.00
		RAW	1325.00	1325.00	1275.00	0.00	3.92
		GJT	1250.00	1250.00	1250.00	0.00	0.00
3721004. ASIAN W.C. WHITE 15/22"	EACH	KAR	975.00	975.00	725.00	0.00	34.48
		PSH	1050.00	1050.00	1050.00	0.00	0.00
		LAH	1250.00	1150.00	1150.00	8.70	8.70
		RAW	1225.00	1225.00	1187.50	0.00	3.16
		GJT	1050.00	1050.00	1050.00	0.00	0.00
3721005. ASIAN W.C. COLOURED 18/22"	EACH	KAR	925.00	925.00	662.50	0.00	39.62
		PSH	900.00	900.00	900.00	0.00	0.00
		LAH	1850.00	1700.00	1700.00	8.82	8.82
		RAW	1525.00	1525.00	1475.00	0.00	3.39
		GUJ	1800.00	1800.00	1800.00	0.00	0.00
3721006. ASIAN W.C. COLOURED 15/22"	EACH	GJT	1450.00	1450.00	1450.00	0.00	0.00
		KAR	1075.00	1075.00	875.00	0.00	22.86
		PSH	980.00	980.00	980.00	0.00	0.00
		LAH	1350.00	1250.00	1250.00	8.00	8.00
		RAW	1325.00	1325.00	1275.00	0.00	3.92
3721007. WASH BASIN 50 CM WHITE STD.	EACH	GUJ	1700.00	1700.00	1700.00	0.00	0.00
		GJT	1250.00	1250.00	1250.00	0.00	0.00
		KAR	1025.00	1025.00	812.50	0.00	26.15
		PSH	870.00	870.00	870.00	0.00	0.00
		LAH	1450.00	1300.00	1300.00	11.54	11.54
3721008. WASH BASIN 50 CM LIGHT COLOUR	EACH	RAW	1325.00	1325.00	1275.00	0.00	3.92
		GJT	1350.00	1350.00	1350.00	0.00	0.00
		KAR	1200.00	1200.00	950.00	0.00	26.32
		PSH	1850.00	1850.00	1480.00	0.00	25.00
		LAH	1450.00	1300.00	1300.00	11.54	11.54
3721009. SINK STAINLESS STEEL(KIT.)MED.SIZE	EACH	RAW	1425.00	1425.00	1375.00	0.00	3.64
		GJT	1150.00	1150.00	1150.00	0.00	0.00
		KAR	1350.00	1350.00	1025.00	0.00	31.71
		PSH	1750.00	1550.00	1550.00	12.90	12.90
		LAH	1850.00	1600.00	1250.00	15.63	48.00
090. Bricks, Blocks & Tiles 3732001. BRICKS	1000	RAW	2475.00	2475.00	2475.00	0.00	0.00
		GUJ	1400.00	1400.00	1400.00	0.00	0.00
		KAR	1650.00	1650.00	1265.00	0.00	30.43
		PSH	1700.00	1700.00	1400.00	0.00	21.43
		LAH	7750.00	7750.00	8150.00	0.00	-4.91
3732002. CEMENT BLOCKS	1000	RAW	7450.00	7450.00	7450.00	0.00	0.00
		GJT	8000.00	8000.00	7000.00	0.00	14.29
		KSR	7450.00	7450.00	8050.00	0.00	-7.45
		HYD	4800.00	4800.00	4800.00	0.00	0.00
		SKR	5000.00	5000.00	5000.00	0.00	0.00
3732003. TILES PLAIN WHITE 8 X 10"	SQ.MTR	PSH	7300.00	7300.00	7500.00	0.00	-2.67
		BNU	6500.00	6500.00	6000.00	0.00	8.33
		QTA	6250.00	6250.00	6250.00	0.00	0.00
		KAR	20500.00	20500.00	19600.00	0.00	4.59
		LAH	525.00	525.00	525.00	0.00	0.00
3732004. TILES PLAIN COLOURED 8 X 10"	SQ.MTR	RAW	490.00	490.00	490.00	0.00	0.00
		MUL	800.00	800.00	750.00	0.00	6.67
		KAR	580.00	580.00	492.50	0.00	17.77
		LAH	555.00	555.00	555.00	0.00	0.00
		RAW	590.00	590.00	590.00	0.00	0.00

Contd.

7.10 Intercity Wholesale Prices of Selected Commodities

Group/Commodity/Item Specification	Unit	City	Prices (Rs.)			% Change in Sept., 2015 Over	
			Sept., 2015	Aug., 2015	Sept., 2014	Aug., 2015	Sept., 2014
		MUL	850.00	850.00	825.00	0.00	3.03
		KAR	640.00	640.00	552.50	0.00	15.84
091. Cement							
3744001. CEMENT JAVEDAN (EX-FACTORY)	MT.	KAR	8460.00	8460.00	8460.00	0.00	0.00
3744002. CEMENT WHITE	MT.	LAH	18350.00	18350.00	18350.00	0.00	0.00
		RAW	19100.00	19100.00	18100.00	0.00	5.52
		KAR	18800.00	18800.00	18500.00	0.00	1.62
		SKR	20000.00	20000.00	20000.00	0.00	0.00
3744003. SULP. RESISTING CEMENT(JAVEDAN)	MT.	KAR	9158.00	9158.00	9158.00	0.00	0.00
3744004. D.G. CEMENT (EX-FACTORY)	MT	LAH	8913.00	8935.00	9043.00	-0.25	-1.44
3744005. LUCKY CEMENT (EX-FACTORY)	MT	KAR	10110.00	10110.00	10110.00	0.00	0.00
3744006. FAUJI CEMENT(EX-FACTORY)	MT	RAW	8730.00	8720.00	8815.00	0.11	-0.96
092. Bed Foam							
3815001. BED FOAM	EACH	LAH	4000.00	4000.00	3500.00	0.00	14.29
		RAW	4325.00	4325.00	4225.00	0.00	2.37
		GUJ	3000.00	3000.00	3000.00	0.00	0.00
		KAR	2750.00	2750.00	2600.00	0.00	5.77
		QTA	3200.00	3200.00	3200.00	0.00	0.00
3815002. BED FOAM COMMANDER 6.5" X 6" X5"	EACH	LAH	5800.00	5800.00	5200.00	0.00	11.54
		FAS	6900.00	6900.00	6900.00	0.00	0.00
		RAW	6325.00	6325.00	6225.00	0.00	1.61
		GJT	7600.00	7600.00	7600.00	0.00	0.00
		KAR	6400.00	6400.00	6000.00	0.00	6.67
		HYD	5950.00	5950.00	5950.00	0.00	0.00
093. Matches							
3899801. MATCHES (70-75 STICKS) 10 BOXES	PACKET	LAH	9.60	9.60	9.60	0.00	0.00
		RAW	9.40	9.40	9.40	0.00	0.00
		KAR	15.00	15.00	15.00	0.00	0.00
		SKR	15.00	15.00	15.00	0.00	0.00
		PSH	18.00	18.00	10.00	0.00	80.00
5. Metal Product, Machinery & Equipment							
094. Pig Iron							
4111101. PIG IRON	MT.	KAR	40000.00	40000.00	40000.00	0.00	0.00
095. Steel Bar & Sheets							
4126101. M.S. ROUND BAR 1/4"	MT.	LAH	73000.00	73000.00	80500.00	0.00	-9.32
		RAW	68750.00	76000.00	84000.00	-9.54	-18.15
		KAR	68000.00	70000.00	81000.00	-2.86	-16.05
		HYD	66000.00	69000.00	81800.00	-4.35	-19.32
		PSH	63000.00	69000.00	79000.00	-8.70	-20.25
		QTA	67000.00	73000.00	82000.00	-8.22	-18.29
4126102. M.S. ROUND BAR 3/8"	MT.	LAH	74000.00	74000.00	80500.00	0.00	-8.07
		RAW	68750.00	76000.00	84000.00	-9.54	-18.15
		KAR	65000.00	68000.00	80000.00	-4.41	-18.75
		HYD	66000.00	69000.00	81800.00	-4.35	-19.32
		PSH	63000.00	70000.00	82000.00	-10.00	-23.17
		QTA	71000.00	77000.00	86000.00	-7.79	-17.44
4126103. M.S.ROUND BAR 1/2"	MT.	LAH	72000.00	72000.00	79500.00	0.00	-9.43
		RAW	69750.00	76750.00	82750.00	-9.12	-15.71
		KAR	64000.00	68000.00	80000.00	-5.88	-20.00
		HYD	66000.00	69000.00	81800.00	-4.35	-19.32
		PSH	64500.00	67000.00	81000.00	-3.73	-20.37
		QTA	70000.00	76000.00	85000.00	-7.89	-17.65
4126104. M.S. ROUND BAR 1"	MT.	LAH	75000.00	75000.00	79500.00	0.00	-5.66
		RAW	69750.00	76750.00	82750.00	-9.12	-15.71
		KAR	64000.00	69000.00	81000.00	-7.25	-20.99
		PSH	66000.00	73000.00	85000.00	-9.59	-22.35

Contd.

7.10 Intercity Wholesale Prices of Selected Commodities

Group/Commodity/Item Specification	Unit	City	Prices (Rs.)			% Change in Sept., 2015 Over	
			Sept., 2015	Aug., 2015	Sept., 2014	Aug., 2015	Sept., 2014
4126105. M.S.RIBBED BAR 1/2" TO 1"	MT.	LAH	74000.00	74000.00	81750.00	0.00	-9.48
		RAW	68750.00	75750.00	83750.00	-9.24	-17.91
		KAR	75000.00	75000.00	82000.00	0.00	-8.54
4126106. M.S.RIBBED BAR 3/8"	MT.	LAH	75000.00	75000.00	81750.00	0.00	-8.26
		RAW	67750.00	74750.00	82750.00	-9.36	-18.13
		KAR	75000.00	75000.00	83000.00	0.00	-9.64
4126107. G.P.SHEET CUTTING JAPAN 24-30 BG	MT.	LAH	120000.00	120000.00	120000.00	0.00	0.00
		RAW	83500.00	85500.00	92250.00	-2.34	-9.49
		KAR	88000.00	90000.00	89000.00	-2.22	-1.12
		PSH	90000.00	102000.00	112000.00	-11.76	-19.64
4126108. G.S.SHEET 24 G.GALV.	MT.	LAH	130000.00	130000.00	130000.00	0.00	0.00
		RAW	83500.00	85500.00	92250.00	-2.34	-9.49
		KAR	90000.00	92000.00	90000.00	-2.17	0.00
		PSH	90000.00	102000.00	115000.00	-11.76	-21.74
096. Pipe Fittings							
4129201. TEE 1/2"	DOZ.	LAH	410.00	410.00	410.00	0.00	0.00
		RAW	387.50	387.50	387.50	0.00	0.00
		KAR	384.00	384.00	372.00	0.00	3.23
		QTA	180.00	180.00	180.00	0.00	0.00
4129202. TEE 3/4"	DOZ.	LAH	475.00	475.00	475.00	0.00	0.00
		RAW	512.50	512.50	512.50	0.00	0.00
		KAR	558.00	558.00	516.00	0.00	8.14
		QTA	360.00	360.00	320.00	0.00	12.50
4129203. SOCKET 1/2"	DOZ.	LAH	275.00	275.00	275.00	0.00	0.00
		RAW	337.50	337.50	337.50	0.00	0.00
		KAR	246.00	246.00	234.00	0.00	5.13
		QTA	120.00	120.00	120.00	0.00	0.00
4129204. SOCKET 3/4"	DOZ.	LAH	365.00	365.00	365.00	0.00	0.00
		RAW	412.50	412.50	412.50	0.00	0.00
		KAR	290.00	290.00	348.00	0.00	-16.67
		QTA	165.00	165.00	165.00	0.00	0.00
4129205. UNION 1/2"	DOZ.	LAH	660.00	660.00	660.00	0.00	0.00
		RAW	712.50	712.50	712.50	0.00	0.00
		KAR	812.00	812.00	804.00	0.00	1.00
		QTA	360.00	360.00	360.00	0.00	0.00
4129206. UNION 3/4"	DOZ.	LAH	755.00	755.00	755.00	0.00	0.00
		RAW	787.50	787.50	787.50	0.00	0.00
		KAR	1032.50	1032.50	1020.00	0.00	1.23
		QTA	300.00	300.00	300.00	0.00	0.00
4129207. BAND 1/2"	DOZ.	LAH	455.00	455.00	455.00	0.00	0.00
		RAW	687.50	687.50	687.50	0.00	0.00
		KAR	641.00	641.00	636.00	0.00	0.79
		QTA	300.00	300.00	300.00	0.00	0.00
4129208. BAND 3/4"	DOZ.	LAH	560.00	560.00	560.00	0.00	0.00
		RAW	712.50	712.50	712.50	0.00	0.00
		KAR	981.00	981.00	972.00	0.00	0.93
		QTA	480.00	480.00	480.00	0.00	0.00
4129209. ELBOW GALV CHINA 1/2"	DOZ.	LAH	310.00	310.00	310.00	0.00	0.00
		RAW	412.50	412.50	412.50	0.00	0.00
		KAR	265.00	265.00	258.00	0.00	2.71
		QTA	165.00	165.00	165.00	0.00	0.00
4129210. ELBOW GALV CHINA 3/4"	DOZ.	LAH	365.00	365.00	365.00	0.00	0.00
		RAW	462.50	462.50	462.50	0.00	0.00
		KAR	381.00	381.00	372.00	0.00	2.42
		QTA	192.00	192.00	192.00	0.00	0.00

Contd.

7.10 Intercity Wholesale Prices of Selected Commodities

Group/Commodity/Item Specification	Unit	City	Prices (Rs.)			% Change in Sept., 2015 Over	
			Sept., 2015	Aug., 2015	Sept., 2014	Aug., 2015	Sept., 2014
097. Steel Products							
4291201. STAINLESS STEEL DEGCHI MED. SIZE	EACH	LAH	600.00	600.00	600.00	0.00	0.00
		GJT	455.00	455.00	455.00	0.00	0.00
		KAR	625.00	625.00	512.50	0.00	21.95
4291202. STAINLESS STEEL TABLE SPOON SUP.	EACH	LAH	350.00	350.00	350.00	0.00	0.00
		GJT	175.00	175.00	175.00	0.00	0.00
		KAR	260.00	260.00	260.00	0.00	0.00
4291203. STAINLESS STEEL PLATE LIGHT	DOZ.	LAH	700.00	700.00	700.00	0.00	0.00
		GJT	500.00	500.00	500.00	0.00	0.00
		KAR	780.00	780.00	780.00	0.00	0.00
4291204. PRESSURE COOKER 4 LTR.	EACH	LAH	1380.00	1380.00	1380.00	0.00	0.00
		GUJ	1000.00	1000.00	1000.00	0.00	0.00
		SKT	1200.00	1200.00	850.00	0.00	41.18
		KAR	1625.00	1625.00	1450.00	0.00	12.07
4291401. NEW TREET BLADE ORDINARY	1000	RAW	2375.00	2375.00	2375.00	0.00	0.00
		KAR	2900.00	2900.00	2900.00	0.00	0.00
4291402. TREET SAFETY RAZOR	DOZ.	LAH	180.00	180.00	1550.00	0.00	-88.39
		KAR	1185.00	1185.00	1185.00	0.00	0.00
4291403. GILLET SAFETY RAZOR	DOZ.	LAH	370.00	370.00	342.00	0.00	8.19
		RAW	427.50	427.50	391.00	0.00	9.34
		KAR	280.00	280.00	280.00	0.00	0.00
098. Engines & Motors							
4321901. HOLLOW S.MOTOR 326 UP-4.40 HP 46	EACH	LAH	144500.00	144500.00	144500.00	0.00	0.00
099. Vacuum Pumps							
4323001. MULTISTAGE C.PUMPS(PCM 80-3 15 H)	EACH	LAH	77500.00	77500.00	77500.00	0.00	0.00
4323002. MULTISTAGE C.PUMPS PCM 80-5 25 H)	EACH	LAH	109000.00	109000.00	109000.00	0.00	0.00
100. Air Conditioners							
4391201. PEL AIR CONDITONER 1.5 TON	EACH	LAH	38000.00	38000.00	38000.00	0.00	0.00
		RAW	36250.00	36250.00	36250.00	0.00	0.00
		KAR	42000.00	42000.00	42000.00	0.00	0.00
4391202. WAVES AIR CONDITIONER 1.5 TON.	EACH	LAH	44000.00	44000.00	42000.00	0.00	4.76
		RAW	37750.00	37750.00	37750.00	0.00	0.00
		GJT	45000.00	45000.00	35000.00	0.00	28.57
		KAR	41000.00	41000.00	41000.00	0.00	0.00
		HYD	41900.00	40000.00	40000.00	4.75	4.75
		QTA	39200.00	39200.00	39200.00	0.00	0.00
101. Cultivators							
4411201. CULTIVATOR (ORDINARY) 9 TIMES	EACH	GUJ	45000.00	45000.00	45000.00	0.00	0.00
4411202. CULTIVATOR (SPECIAL) 11 TIMES	EACH	GUJ	55000.00	55000.00	60000.00	0.00	-8.33
102. Chuff Cutter							
4412301. CHUFF CUTTER	EACH	FAS	7000.00	7000.00	7000.00	0.00	0.00
103. Tractors							
4414101. TRACTOR MF-240	EACH	LAH	754000.00	754000.00	754000.00	0.00	0.00
4414102. TRACTOR MF-385	EACH	LAH	1223800.00	1223800.00	1223800.00	0.00	0.00
104. Lathe Machines							
4421301. LATHE MACHINE 3' (PAK MADINA)	EACH	LAH	72500.00	72500.00	72500.00	0.00	0.00
4421302. LATHE MACHINE 4.5' (PAK MADINA)	EACH	LAH	100000.00	100000.00	100000.00	0.00	0.00
4421303. LATHE MACHINE 6.5' (PAK MADINA)	EACH	LAH	119000.00	119000.00	119000.00	0.00	0.00
4421304. LATHE MACHINE 10' (PAK MADINA)	EACH	LAH	222500.00	222500.00	222500.00	0.00	0.00
105. Concrete Mixture							
4444001. CONC.MIXER 7 NTR. 12HP. STAR.ENG	EACH	LAH	140000.00	140000.00	140000.00	0.00	0.00
4444002. CONC.MIXER 17 NTR. 24HP. STAR.ENG	EACH	LAH	210000.00	210000.00	210000.00	0.00	0.00
106. Fridge,WashM,SewM,Fans,Iron							
4481101. DAWLANCE 10 CFT. DOUBLE DOOR	EACH	LAH	28000.00	28000.00	28000.00	0.00	0.00
		RAW	23750.00	23750.00	23750.00	0.00	0.00
		KAR	31100.00	31100.00	31100.00	0.00	0.00

Contd.

7.10 Intercity Wholesale Prices of Selected Commodities

Group/Commodity/Item Specification	Unit	City	Prices (Rs.)			% Change in Sept., 2015 Over	
			Sept., 2015	Aug., 2015	Sept., 2014	Aug., 2015	Sept., 2014
4481201. WASHING MACHINE NAT. PAK S.F.	EACH	LAH	7000.00	7000.00	5000.00	0.00	40.00
		GUJ	5550.00	5550.00	5550.00	0.00	0.00
		KAR	5000.00	5000.00	5000.00	0.00	0.00
4481202. WASHING MACHINE SINGER S.F.	EACH	QTA	5500.00	5500.00	5500.00	0.00	0.00
		LAH	9500.00	9500.00	9500.00	0.00	0.00
		RAW	9550.00	9550.00	9550.00	0.00	0.00
4481203. WASHING MACHINE DAWLANCE	EACH	KAR	10600.00	10600.00	10600.00	0.00	0.00
		LAH	9500.00	9500.00	9000.00	0.00	5.56
		FAS	8700.00	8700.00	8700.00	0.00	0.00
4481204. WASHING MACHINE SUPER ASIA	EACH	GUJ	9400.00	9400.00	9400.00	0.00	0.00
		KAR	5400.00	5400.00	5400.00	0.00	0.00
		HYD	9000.00	9000.00	9000.00	0.00	0.00
4481401. SEWING MACHINE SINGER B.B. H.O	EACH	LAH	9000.00	9000.00	8000.00	0.00	12.50
		FAS	8800.00	8800.00	8800.00	0.00	0.00
		KAR	5000.00	5000.00	5000.00	0.00	0.00
4481402. SINGER ZIG ZAG MACHINE	EACH	HYD	6500.00	6500.00	6500.00	0.00	0.00
		LAH	5850.00	5850.00	5691.00	0.00	2.79
		KAR	6200.00	6200.00	5860.00	0.00	5.80
4481403. SEWING MACHINE SALIKA	EACH	LAH	13500.00	13500.00	13500.00	0.00	0.00
		KAR	11900.00	11900.00	11900.00	0.00	0.00
		LAH	4500.00	4500.00	4500.00	0.00	0.00
4481501. CEILING FAN MILLAT 48"	EACH	KAR	5600.00	5600.00	5600.00	0.00	0.00
		LAH	2300.00	2300.00	2300.00	0.00	0.00
		KAR	2400.00	2400.00	2400.00	0.00	0.00
4481502. CEILING FAN PAK 48"	EACH	LAH	2200.00	2200.00	2200.00	0.00	0.00
		GUJ	2400.00	2400.00	2400.00	0.00	0.00
		KAR	2400.00	2400.00	2400.00	0.00	0.00
4481503. CEILING FAN NATIONAL 56"	EACH	LAH	2200.00	2200.00	2200.00	0.00	0.00
		GUJ	2150.00	2150.00	2150.00	0.00	0.00
		GJT	2300.00	2300.00	2300.00	0.00	0.00
4481504. CEILING FAN YOUNIS 56"	EACH	KAR	2300.00	2300.00	2300.00	0.00	0.00
		HYD	2200.00	2200.00	2100.00	0.00	4.76
		LAH	2300.00	2300.00	2300.00	0.00	0.00
4481505. PADESTAL FAN MILLAT 20"	EACH	FAS	2350.00	2350.00	2350.00	0.00	0.00
		GUJ	2350.00	2350.00	2350.00	0.00	0.00
		KAR	2400.00	2400.00	2400.00	0.00	0.00
4481506. PADESTAL FAN PAK 20"	EACH	PSH	2550.00	2550.00	2550.00	0.00	0.00
		QTA	2750.00	2750.00	2750.00	0.00	0.00
		KAR	3200.00	3200.00	3200.00	0.00	0.00
4481507. EXHAUST FAN CLIMAX 12"	EACH	LAH	3300.00	3300.00	3300.00	0.00	0.00
		GJT	3800.00	3800.00	3400.00	0.00	11.76
		KAR	3200.00	3200.00	3200.00	0.00	0.00
4481508. EXHAUST FAN MILLAT 12"	EACH	PSH	3800.00	3800.00	3550.00	0.00	7.04
		LAH	1600.00	1600.00	1600.00	0.00	0.00
		GUJ	1700.00	1700.00	1700.00	0.00	0.00
4481509. EXHAUST FAN PAK. NATIONAL 12"	EACH	KAR	1600.00	1600.00	1600.00	0.00	0.00
		LAH	1500.00	1500.00	1500.00	0.00	0.00
		GUJ	1900.00	1900.00	1900.00	0.00	0.00
4481601. IRON NATIONAL PAK AUTOMATIC	EACH	GJT	1800.00	1800.00	1800.00	0.00	0.00
		KAR	1600.00	1600.00	1600.00	0.00	0.00
		LAH	400.00	400.00	400.00	0.00	0.00
		GUJ	850.00	850.00	850.00	0.00	0.00
		KAR	525.00	525.00	525.00	0.00	0.00
		PSH	800.00	800.00	800.00	0.00	0.00

Contd.

7.10 Intercity Wholesale Prices of Selected Commodities

Group/Commodity/Item Specification	Unit	City	Prices (Rs.)			% Change in Sept., 2015 Over	
			Sept., 2015	Aug., 2015	Sept., 2014	Aug., 2015	Sept., 2014
4481602. IRON PHILIPS HD 1120/R	EACH	LAH	1250.00	1250.00	1250.00	0.00	0.00
		GUJ	2100.00	2100.00	2100.00	0.00	0.00
		KAR	1360.00	1360.00	1100.00	0.00	23.64
107. Electric Wires							
4634001. FLEXIBLE WIRE 2999-14 0076	90 MTR.	LAH	525.00	525.00	525.00	0.00	0.00
		MUL	1100.00	1100.00	900.00	0.00	22.22
		KAR	990.00	990.00	890.00	0.00	11.24
		PSH	800.00	800.00	800.00	0.00	0.00
		QTA	505.00	505.00	505.00	0.00	0.00
4634002. PVC WIRE SINGLE CORE	90 MTR.	LAH	850.00	850.00	850.00	0.00	0.00
		MUL	1280.00	1280.00	1400.00	0.00	-8.57
		KAR	990.00	990.00	890.00	0.00	11.24
		PSH	900.00	900.00	925.00	0.00	-2.70
		QTA	600.00	600.00	600.00	0.00	0.00
108. Lighting Equipments							
4653101. PHILIPS TL. LAMP 40 W.	EACH	GUJ	92.00	92.00	96.00	0.00	-4.17
		GJT	96.00	96.00	96.00	0.00	0.00
		KAR	85.00	85.00	85.00	0.00	0.00
		PSH	97.50	97.50	97.50	0.00	0.00
		QTA	90.00	90.00	90.00	0.00	0.00
4653102. PHILIPS ELECTRIC BULB 100W(GLS)	100 BUL	LAH	2000.00	2000.00	2000.00	0.00	0.00
		RAW	2950.00	2950.00	2525.00	0.00	16.83
		KAR	2800.00	2800.00	2800.00	0.00	0.00
		PSH	2900.00	2900.00	2900.00	0.00	0.00
4653103. PHILIPS ENERGY SAVER 14 W (GLS)	EACH	LAH	150.00	150.00	110.00	0.00	36.36
		RAW	139.00	139.00	139.00	0.00	0.00
		KAR	155.00	155.00	155.00	0.00	0.00
		PSH	170.00	170.00	170.00	0.00	0.00
		QTA	172.00	172.00	172.00	0.00	0.00
109. Radio & Television							
4731201. RADIO 3-5 BAND (CHINA BRAND)	EACH	LAH	175.00	175.00	175.00	0.00	0.00
		RAW	287.50	287.50	287.50	0.00	0.00
		KAR	325.00	325.00	325.00	0.00	0.00
4731301. PHILIPS COLOUR TV. 14"	EACH	LAH	8150.00	8150.00	8150.00	0.00	0.00
		RAW	8250.00	8250.00	8250.00	0.00	0.00
4731302. L.G.COLOUR TV. 14"	EACH	KAR	8400.00	8400.00	8400.00	0.00	0.00
		LAH	8100.00	8100.00	8100.00	0.00	0.00
4731303. SONY COLOUR TV 14"	EACH	RAW	7900.00	7900.00	7900.00	0.00	0.00
		KAR	8150.00	8150.00	8150.00	0.00	0.00
		LAH	13000.00	13000.00	13000.00	0.00	0.00
4731304. PANASONIC COLOUR TV 14"	EACH	RAW	10250.00	10250.00	10250.00	0.00	0.00
		KAR	8000.00	8000.00	8000.00	0.00	0.00
		RAW	9250.00	9250.00	9250.00	0.00	0.00
4731305. PHILIPS COLOUR TV. 20"	EACH	KAR	7750.00	7750.00	7750.00	0.00	0.00
		LAH	11000.00	11000.00	11000.00	0.00	0.00
4731306. L.G.COLOUR TV. 20"	EACH	RAW	13900.00	13900.00	13900.00	0.00	0.00
		KAR	12750.00	12750.00	12750.00	0.00	0.00
		LAH	13400.00	13400.00	13400.00	0.00	0.00
4731307. L.G. COLOUR TV. 21"	EACH	RAW	12250.00	12250.00	12250.00	0.00	0.00
		KAR	13000.00	13000.00	13000.00	0.00	0.00
		LAH	14700.00	14700.00	14700.00	0.00	0.00
4731308. SONY COLOUR TV 20"	EACH	RAW	12250.00	12250.00	12250.00	0.00	0.00
		KAR	16100.00	16100.00	16100.00	0.00	0.00
		LAH	18800.00	18800.00	18800.00	0.00	0.00
		RAW	17100.00	17100.00	17100.00	0.00	0.00
		KAR	17200.00	17200.00	17200.00	0.00	0.00

Contd.

7.10 Intercity Wholesale Prices of Selected Commodities

Group/Commodity/Item Specification	Unit	City	Prices (Rs.)			% Change in Sept., 2015 Over	
			Sept., 2015	Aug., 2015	Sept., 2014	Aug., 2015	Sept., 2014
110. Motor Vehicles							
4911301. CAR SUZUKI MEHRAN 800CC SB308R VX	EACH	KAR	625000.00	625000.00	620000.00	0.00	0.81
4911302. SUZUKI CULTUS 1000CC SF410 VXR M PE	EACH	KAR	1039000.00	1039000.00	1039000.00	0.00	0.00
4911303. SUZUKI RAVI 800 CC PICKUP(ST 308R)	EACH	KAR	637000.00	637000.00	637000.00	0.00	0.00
4911304. CAR TOYOTA 1300 CC XLI	EACH	KAR	1539000.00	1539000.00	1539000.00	0.00	0.00
4911305. CAR HONDA CIVIC 1800CC(iVTEC MANUAL)	EACH	LAH	2021000.00	2021000.00	2021000.00	0.00	0.00
4911306. ISUZU BUS CHASIS MT 112 K	EACH	KAR	3325000.00	3325000.00	3325000.00	0.00	0.00
4911401. ISUZU TRUCK CHASIS FTR 12 K	EACH	KAR	3850000.00	3850000.00	3850000.00	0.00	0.00
111. Motorcycles							
4991201. MOTOR CYCLE YB-100ROYAL YAMAHA	EACH	KAR	75375.00	75375.00	75375.00	0.00	0.00
4991202. MOTOR CYCLE CD-70 HONDA	EACH	KAR	63500.00	63500.00	66350.00	0.00	-4.30
4991203. MOTOR CYCLE PAK HERO 70 CC.	EACH	LAH	42000.00	42000.00	42000.00	0.00	0.00
		MUL	42000.00	42000.00	42000.00	0.00	0.00
		KAR	46000.00	46000.00	46000.00	0.00	0.00
4991204. MOTOR CYCLE SUPER ASIA 70 CC.	EACH	LAH	42500.00	42500.00	42500.00	0.00	0.00
		MUL	45000.00	45000.00	45000.00	0.00	0.00
		KAR	42500.00	42500.00	42500.00	0.00	0.00
		HYD	42000.00	42000.00	42000.00	0.00	0.00
4991205. MOTOR CYCLE SUZUKI STD 110CC.	EACH	KAR	71300.00	71300.00	71300.00	0.00	0.00
112. Bicycles							
4992101. BICYCLE PECO FOR GENTS POPULAR	EACH	LAH	5000.00	5000.00	5000.00	0.00	0.00
4992102. BICYCLE PECO FOR BMX SHAHEEN	EACH	LAH	3500.00	3500.00	3500.00	0.00	0.00
4992103. BICYCLE SOHRAB SUPER	EACH	LAH	6450.00	6450.00	5950.00	0.00	8.40
		KAR	6450.00	6450.00	6450.00	0.00	0.00
4992104. BICYCLE SOHRAB VIP STUDENT	EACH	LAH	6300.00	6300.00	5900.00	0.00	6.78
		KAR	5700.00	5700.00	5700.00	0.00	0.00

7.11 Intercity Consumer Prices September, 2015

Description	Unit	Rawal-pindi	Islamabad	Attock	Jehlum	Lahore	Sahiwal	Gujran-wala
WHEAT	10 KG.	342.50	342.50	310.00	332.50	338.75	321.88	331.00
WHEAT FLOUR FINE/SUPERIOR.	KG.	58.75	59.75	42.50	47.00	47.00	41.00	42.50
WHEAT FLOUR AVG. QLTY	KG.	38.71	38.50	36.50	38.75	39.50	36.50	40.50
WHEAT FLOUR BAG	10 KG.	387.50	390.00	365.00	387.50	378.00	365.00	397.50
MAIDA	KG.	59.50	60.50	49.00	60.00	54.50	50.00	51.00
SUJI	KG.	59.50	60.50	49.00	60.00	58.00	50.00	51.00
BESAN AV. QLTY.	KG.	120.83	120.63	119.00	120.00	113.93	110.00	105.00
RICE BASMATI SUP. QLTY.	KG.	148.75	153.44	117.50	125.00	123.93	110.00	80.00
RICE BASMATI 385/386	KG.	131.67	140.00	105.00	110.00	93.04	70.00	65.00
RICE BASMATI BROKEN AV.QLTY	KG.	79.54	83.75	72.50	72.50	71.79	55.00	55.00
RICE IRRI-6 (SINDH/PUNJAB)	KG.	60.21	61.25	47.50	60.00	61.00	40.00	47.50
VERMICELLI	KG.	96.25	99.38	92.50	80.00	107.50	70.00	75.00
BREAD PLAIN MEDIUM SIZE	EACH	40.00	40.00	40.00	37.50	40.00	40.00	40.00
RUSK (PAPAY)	KG.	240.00	261.25	175.00	230.00	198.75	235.00	160.00
BISCUITS-PACKED	PKT	35.00	35.00	35.00	35.00	35.00	35.00	35.00
BISCUIT-BAKERY (LOOSE)	250 GM	100.42	110.00	72.50	95.00	92.50	110.00	110.00
CORNFLAKS FAUJI 225 GM.	PKT	180.00	180.00	180.00	180.00	176.40	176.40	180.00
SAMOSA (VEGETABLE)	EACH	13.25	14.25	12.00	12.50	16.96	15.00	15.00
PASTRY AV.QLTY.	EACH	32.92	33.44	37.50	30.00	30.18	30.00	35.00
PATTIES (VEGETABLES)	EACH	27.50	28.25	21.00	25.00	30.18	30.00	20.00
NIMCO	250 GM	82.50	84.38	67.50	65.00	65.00	90.00	50.00
CHIPS	250 GM	93.33	95.00	78.75	82.50	77.32	90.00	65.00
BEEF WITH BONE AV.QLTY.	KG	330.83	328.75	260.00	302.50	344.29	250.00	290.00
MUTTON AV.QLTY.	KG	686.67	706.25	625.00	625.00	733.93	500.00	625.00
CHICKEN FARM BROILER (LIVE)	KG	106.25	122.63	110.00	109.50	104.36	103.00	104.00
FISH-RAHU MEDIUM SIZE	KG	275.83	315.00	290.00	265.00	307.14	270.00	235.00
MILK FRESH (UNBOILED)	LTR.	86.67	96.25	72.50	75.00	77.21	60.00	77.50
CURD	KG.	97.50	105.63	77.50	77.50	83.04	70.00	87.50
MILK TETRA PACK 1/2 LTR.	PKT.	60.00	60.00	60.00	60.00	60.00	60.00	60.00
LACTOGEN 400 GRAMS	PKT.	435.00	435.00	435.00	435.00	430.00	445.00	430.00
POWDER MILK NIDO 400GM.	PKT	360.00	360.00	360.00	360.00	360.00	360.00	350.00
MILK POWDER LOOSE/PACKED	KG.	527.50	552.50	510.00	500.00	504.29	440.00	400.00
BUTTER LOCAL PACKED	50 GM.	25.00	25.00	27.00	35.00	32.00	25.00	30.00
EGGS FARM	DOZ	88.33	98.75	93.50	89.00	88.29	94.00	95.00
MUSTARD OIL AV.QLTY.	KG.	220.00	240.00	245.00	210.00	183.93	155.00	150.00
COOKING OIL (DALDA)	2.5LTR	445.00	445.00	445.00	445.00	465.00	460.00	467.00
COOKING OIL (PAKWAN) OTHER BRAND SPECIFY	2.5 LTR	355.00	362.50	364.00	362.50	465.00	460.00	420.00
VEGETABLE GHEE TIN	2.5KG.	440.00	440.00	440.00	440.00	460.00	485.00	440.00
VEGETABLE GHEE (LOOSE)	KG.	142.08	146.25	130.00	135.00	130.57	165.00	135.00
DATES AV.QLTY.	KG.	190.00	208.75	210.00	205.00	169.29	120.00	145.00
PISTACHIO AV.QLTY.	50 GM.	116.67	122.50	117.50	125.00	107.86	135.00	125.00
ALMONDS WHOLE AV.QLTY.	KG.	571.25	600.00	610.00	505.00	672.14	600.00	475.00
COCONUT DRY AV.QLTY.	KG.	324.17	360.00	300.00	325.00	362.50	290.00	200.00
RAISINS AV.QLTY.	50 GM.	23.50	26.50	23.50	22.50	31.93	20.00	20.00
GROUNDNUTS (WITH SHELL)	KG.	213.33	228.75	175.00	240.00	259.29	245.00	210.00
MALTA/MOSAMBI	DOZ	0.00	0.00	0.00	0.00	0.00	0.00	0.00
KINNU	DOZ	0.00	0.00	0.00	0.00	0.00	0.00	0.00
APPLE	KG	115.00	157.50	90.00	105.00	107.86	75.00	105.00
ALOO BUKHARA	KG	0.00	0.00	0.00	0.00	0.00	0.00	0.00
POMEGRANATE (ANNAR)	KG	211.00	215.00	290.00	205.00	343.57	190.00	145.00
GRAPES	KG	208.33	242.50	210.00	190.00	257.86	120.00	125.00
BANANAS	DOZ	117.92	161.25	72.50	85.00	76.07	67.50	55.00
MANGO KALMI	KG	189.17	222.50	190.00	155.00	153.93	167.50	105.00
GUAVA	KG	120.00	137.50	62.50	55.00	69.64	60.00	52.50
WATERMELON (TURBOOZ)	KG	0.00	0.00	0.00	0.00	0.00	0.00	0.00
MUSKMELON (KHARBOOZA)	KG	0.00	0.00	0.00	0.00	0.00	0.00	0.00
SWEETMELON (GARMA)	KG	70.42	80.00	72.50	65.00	68.21	60.00	57.50
PULSE MASOOR (WHOLE)	KG.	142.08	157.50	125.00	130.00	151.96	140.00	140.00
PULSE MASOOR (WASHED)	KG.	143.75	159.38	137.50	140.00	161.96	145.00	160.00
PULSE MOONG (WASHED)	KG.	177.50	183.13	147.50	175.00	165.71	145.00	160.00
PULSE MASH (WASHED)	KG.	196.67	205.00	195.00	205.00	202.86	195.00	195.00
PULSE GRAM	KG.	112.92	121.25	112.50	115.00	102.86	110.00	110.00
GRAM WHOLE BLACK AV QLTY.	KG.	109.58	113.75	105.00	110.00	97.86	110.00	107.50
GRAM WHOLE YELLOW AV.QLTY	KG.	116.67	125.00	115.00	115.00	123.21	110.00	100.00

Contd.

7.11 Intercity Consumer Prices September, 2015

Description	Unit	Rawal- pindi	Islamabad	Attock	Jehlum	Lahore	Sahiwal	Gujran- wala
BEANS (LAL LOBIA)	KG.	164.58	172.50	135.00	160.00	171.07	160.00	122.50
POTATOES	KG	34.17	40.00	30.00	30.00	33.21	27.50	40.00
ONION	KG	64.17	67.50	50.00	52.50	56.07	42.50	60.00
TURNIP	KG	0.00	0.00	0.00	0.00	0.00	0.00	0.00
RADISH	KG	60.83	62.50	70.00	0.00	49.46	50.00	14.00
TOMATOES	KG	58.33	63.13	42.50	55.00	58.57	55.00	62.50
CABBAGE	KG	0.00	0.00	0.00	0.00	0.00	0.00	0.00
CAULIFLOWER	KG	0.00	0.00	0.00	0.00	0.00	0.00	0.00
BRINJAL	KG	42.50	58.75	20.00	32.50	28.04	18.00	40.00
PUMPKIN	KG	0.00	0.00	0.00	0.00	0.00	0.00	0.00
BOTTLEGOURD	KG	59.17	62.50	20.00	42.50	43.39	20.00	40.00
LADY FINGER	KG	59.17	67.50	50.00	55.00	66.25	57.50	40.00
PEAS	KG	0.00	0.00	0.00	0.00	0.00	0.00	0.00
SPINACH	KG	40.83	41.25	27.50	47.50	33.21	25.00	30.00
TINDA	KG	70.00	78.75	37.50	55.00	105.71	80.00	50.00
TURAI	KG	62.50	68.75	55.00	45.00	53.93	35.00	40.00
KARAILA	KG	74.58	81.25	35.00	55.00	93.93	100.00	62.50
ARVI	KG	67.50	75.00	50.00	65.00	63.21	35.00	60.00
CHILLIES GREEN	KG	120.83	137.50	50.00	85.00	86.43	80.00	52.50
CARROT	KG	0.00	0.00	0.00	0.00	0.00	0.00	0.00
COCUMBER (KHEERA)	KG	89.17	97.50	117.50	55.00	94.29	90.00	60.00
LEMON	250GM	52.92	58.13	32.50	45.00	40.00	50.00	40.00
SUGAR REFINED	KG.	67.25	70.00	65.50	66.50	65.46	64.00	65.50
GUR AV.QLTY	KG.	106.67	115.00	87.50	105.00	101.07	90.00	100.00
HONEY LANGANESE 500 GM.	BOTTLE	882.92	897.50	845.00	842.50	860.00	820.00	830.00
MILO 200 GM.	BOTTLE	215.00	215.00	215.00	222.50	216.00	220.00	186.66
CUSTARD POWDER RAFHAN 300 GM.	PKT	75.00	75.00	75.00	75.00	75.00	75.00	75.00
TOFFEE (HILAL)	EACH	2.00	2.00	1.00	2.00	1.00	2.00	1.00
CHOWKELATE CANDY (SMALL SIZE)	EACH	5.00	5.00	5.00	5.00	5.00	5.00	5.00
SWEETMEAT (MIXED)	KG	370.83	396.25	290.00	350.00	280.00	370.00	360.00
ICE CREAM WALLS	CUP.	40.00	40.00	40.00	40.00	40.00	40.00	40.00
ICE	KG	20.00	20.00	15.00	20.00	15.00	10.00	5.00
JAM AHMED/MITCHELLES	BOTTLE	150.00	150.00	150.00	150.00	135.00	140.00	130.00
SQUASH-MITCHELLES	BOTTLE	160.00	160.00	160.00	160.00	150.00	160.00	145.00
ROOH AFZA	BOTTLE	155.00	155.00	155.00	155.00	150.00	150.00	150.00
JAM-E-SHIREEN	BOTTLE	160.00	160.00	160.00	160.00	160.00	160.00	160.00
SAUNF	50 GM	20.00	20.00	17.00	17.50	20.00	20.00	20.00
CINAMON LOOSE AV. QLTY	50 GM.	24.75	25.00	24.50	35.00	29.29	30.00	25.00
CUMINSEED WHITE NATIONAL	50 GM.	52.00	52.00	52.00	52.00	52.00	50.00	52.00
PEPPER BLACK NATIONAL	50 GM.	96.00	96.00	96.00	96.00	96.00	96.00	96.00
CLOVES LOOSE AV.QLTY	50 GM.	97.92	97.50	105.00	95.00	98.04	115.00	100.00
CARDAMOM LARGE LOOSE AV.QLTY	50 GM.	187.08	190.00	185.00	182.50	193.04	195.00	140.00
CARDAMOM SMALL AV.QLTY	50 GM.	107.08	120.63	97.50	107.50	82.50	125.00	90.00
SALT-POWDERED (LAHORI) LOOSE	KG.	12.00	12.00	9.00	12.50	10.00	10.00	10.00
SALT POWDERED (NATIONAL/SHAN)	PKT	25.00	25.00	25.00	25.00	25.00	25.00	25.00
CHILLIES POWD.NATIONAL 200GM	PKT	105.00	105.00	105.00	105.00	105.00	105.00	105.00
CHILLIES POWDER LOOS	KG.	313.33	326.25	290.00	290.00	298.57	250.00	280.00
CORRIANDER SEED POWD.NATIONAL	PKT	104.00	104.00	104.00	104.00	104.00	78.00	88.00
CORRIANDER SEED (LOOSE)	KG.	298.33	300.00	290.00	280.00	283.57	290.00	260.00
TURMERIC POWD.NATIONAL 50GM	PKT.	35.00	35.00	35.00	35.00	35.00	35.00	35.00
CURRY POWD. NATIONAL 200 GM	PKT.	87.00	87.00	87.00	87.00	87.00	87.00	87.00
TOMATO KETCHUP AHMED/MITCHL	BOTTLE	97.50	97.50	105.00	95.00	95.00	85.00	100.00
PICKLES AHMED/MITCHELLES	BOTTLE	105.00	105.00	105.00	105.00	100.00	95.00	100.00
VINEGAR SYNTHETIC (SIRKA)	BOTTLE	100.00	100.00	77.50	95.00	80.00	80.00	70.00
GARLIC	KG	190.83	207.50	105.00	170.00	197.86	145.00	180.00
GINGER	KG	217.50	225.38	207.50	225.00	176.43	195.00	195.00
TAPAL DANEDAR TEA 200GM PACKET	PKT	168.42	168.42	168.42	168.42	166.32	166.32	168.42
TEA LIPTON YELLOW LABEL 200GM.	PKT.	176.84	176.84	176.84	176.84	176.84	176.84	176.84
TEA LOOSE KENYA AV.QLTY 250GM.	PKT.	175.00	175.00	185.00	175.00	116.07	170.00	170.00
COFFEE-NESCAFE 75 GM. **	BOTTLE	355.00	355.00	355.00	340.00	360.00	330.00	340.00
COLD DRINK (STANDARD SIZ)	BOTTLE	25.00	25.00	25.00	25.00	20.00	25.00	25.00
FRUIT JUICE TETRA PACK	PKT.	17.50	17.50	15.00	17.50	20.00	18.00	25.00
MINERAL WATER NESTLE 1.5 LTR	BOTTLE	50.00	50.00	50.00	48.50	45.00	50.00	45.00
CIGARETTES K-2 10'S **	PKT	55.00	55.00	55.00	55.00	52.00	55.00	55.00

Contd.

7.11 Intercity Consumer Prices September, 2015

Description	Unit	Rawalpindi	Islamabad	Attock	Jehlum	Lahore	Sahiwal	Gujranwala
CIGARETTES CAPSTAN 10'S **	PKT	60.00	60.00	60.00	60.00	57.00	57.00	60.00
CIGARETTES GOLD LEAF 20'S	PKT	115.00	115.00	115.00	115.00	110.00	110.00	120.00
CIGARETTES MORVEN GOLD 20'S	PKT	60.00	60.00	60.00	60.00	57.00	57.00	60.00
BETEL LEAVES	50GM.	87.92	91.25	92.50	75.00	72.50	85.00	65.00
BETEL NUTS	KG.	520.00	550.00	490.00	355.00	322.86	300.00	290.00
LONG CLOTH 57" GUL AHMED/AL-KARAM	METER	195.00	205.00	175.00	260.00	247.14	240.00	137.50
SHIRTING AV.QLTY.	METER	175.00	182.50	165.00	175.00	118.57	275.00	175.00
PANT CLOTH W & WEAR AV.QLTY	METER	412.92	396.25	412.50	385.00	277.14	475.00	355.00
LAWN PRINTED GUL AHMED/AL-KARAM	METER	270.00	287.50	267.50	265.00	261.07	387.50	205.00
GEORGETTE AV.QLTY	METER	152.50	155.00	152.50	145.00	110.54	110.00	132.50
LINEN AV.QLTY ***	METER	153.75	161.25	155.00	155.00	160.18	225.00	112.50
HEAVY WT SUITING LAWERNCPUR AVG QLTY	METER	1425.00	1425.00	1425.00	1425.00	1375.00	1100.00	1050.00
HEAVY WT SUITING LAWERNCPUR SUP QLTY	METER	1825.00	1825.00	1825.00	1825.00	1975.00	1250.00	2350.00
TROPICAL SUITING LAW.PUR	METER	1325.00	1325.00	1325.00	1325.00	1050.00	1050.00	925.00
PANT BOY 24"/26" LENGTH.	EACH	525.00	550.00	537.50	575.00	350.71	562.50	725.00
SHIRT BOY 24"/26" LENGTH	EACH	359.58	375.00	362.50	425.00	331.79	425.00	450.00
SCHOOL UNI. PANT,SHIRT BOYS	SUIT	510.00	545.63	525.00	540.00	633.93	700.00	975.00
SCHOOL UNI. KAMEEZ,SHAL.BOYS	SUIT	507.92	550.00	512.50	482.50	448.21	475.00	925.00
SCHOOL UNI. KAMEEZ,SHAL.GIRL	SUIT	475.00	471.88	485.00	455.00	539.29	473.50	925.00
FROCK W/WEAR GIRLS	EACH	1937.50	1968.75	1950.00	1275.00	1078.57	1100.00	925.00
AWAMI-SUIT W & W(BOY) 24"/26	SUIT	1887.50	1925.00	1925.00	1337.50	939.29	1550.00	1125.00
AWAMI-SUIT W&W (GENTS)AV.QLTY	SUIT	1958.33	1993.75	2100.00	1675.00	1060.71	1550.00	1125.00
PULLOVER GENTS OXFORD/BON.	EACH	2950.00	2950.00	2950.00	2935.00	2890.00	2880.00	3050.00
PULLOVER LADIES OXFORD/BON.	EACH	2950.00	2950.00	2950.00	2935.00	2970.00	2740.00	2850.00
PULLOVER (GENTS) OTHERS A.QTY	EACH	1141.67	1156.25	1100.00	875.00	967.86	850.00	525.00
SECOND-HAND COAT FOR MEN	EACH	500.00	500.00	425.00	437.50	576.79	362.50	550.00
SECONDHAND SWEETER FOR MEN DUP QLTY	EACH	302.08	0.00	235.00	167.50	467.86	275.00	600.00
SECONDHAND WINTER JACKET	EACH	575.00	0.00	475.00	462.50	617.86	375.00	650.00
UNDERWEAR AV.QLTY MEDIUM SIZE	EACH	210.83	215.00	175.00	182.50	140.54	150.00	125.00
VEST FOR MEN AV.QLTY.	EACH	215.83	215.00	175.00	182.50	146.07	160.00	125.00
VEST/SHAMEEZ (WOMEN) AVG. QLTY	EACH	213.33	220.00	205.00	145.00	198.21	175.00	142.50
SOCKS NYLON (PAKISTANI)	PAIR	89.58	102.50	77.50	87.50	90.71	115.00	110.00
BRASSIER AV.QLTY.	EACH	234.17	240.00	190.00	105.00	145.00	210.00	172.50
BRASSIER SUP QLTY	EACH	536.25	579.38	500.00	305.00	775.00	542.50	335.00
DOPATTA GEORGETTE AV.QLTY.	EACH	350.00	362.50	327.50	325.00	317.86	275.00	275.00
DOPATTA COTTON AV GLTY	EACH	316.25	337.50	290.00	225.00	190.00	190.00	185.00
CHADDAR (W/WEAR) (2x2.5 MTR)	EACH	392.92	418.75	387.50	412.50	382.14	375.00	375.00
LUNGI/DHOTI(COTTON) AVG. QLTY	EACH	431.67	450.00	415.00	205.00	231.07	375.00	250.00
HANDKERCHIEF AVG. QLTY PAK	EACH	33.75	37.50	32.50	22.50	28.21	50.00	50.00
HANDKERCHIEF SUP. QLTY PAK	EACH	50.42	60.00	45.00	32.50	42.86	75.00	75.00
GLOVES AV QLTY	PAIR	155.00	157.50	155.00	145.00	75.89	120.00	105.00
AZARBAND COTTON AVG. QLTY	EACH	22.50	22.50	17.50	22.50	17.68	20.00	25.00
SEWING THREAD/REEL(ASLI PARI)	EACH	9.00	9.00	7.50	9.00	7.00	6.00	6.00
WASHING CHARGES PAINT & SHIRT	SUIT	90.00	90.00	90.00	175.00	53.21	130.00	175.00
DRY CLEANING SUIT COAT PANT	SUIT	583.33	637.50	280.00	475.00	370.00	337.50	400.00
WASHING CH. (KAMIZ-SHALWAR)	PAIR	89.17	90.00	60.00	90.00	51.07	80.00	120.00
TAILORING SHIRT	EACH	425.00	437.50	325.00	525.00	333.04	425.00	300.00
TAILORING CHARGES PANT (MEN)	EACH	804.17	862.50	575.00	850.00	478.57	675.00	425.00
TAILORING COAT-PANT SUIT	SUIT	3466.67	3562.50	2900.00	3500.00	4360.71	4250.00	3050.00
TAILORING AWAMI-SUIT (MALE)	SUIT	620.83	693.75	625.00	600.00	519.64	575.00	475.00
TAILORING SUIT FEMALE	SUIT	529.17	600.00	525.00	550.00	469.64	450.00	425.00
GENTS SHOES PAUL BATA	PAIR	1199.00	1199.00	1199.00	1199.00	1199.00	1199.00	1199.00
GENTS SANDAL BATA	PAIR	699.00	699.00	699.00	699.00	699.00	699.00	699.00
GENTS SPOUNG CHAPPAL BATA	PAIR	179.00	179.00	179.00	179.00	179.00	179.00	179.00
LADIES SANDAL BATA	PAIR	499.00	499.00	499.00	499.00	499.00	499.00	499.00
LADIES SPOUNG CHAPPAL BATA	PAIR	179.00	179.00	179.00	179.00	179.00	179.00	179.00
CHILD SHOE POWER LITE BATA	PAIR	599.00	599.00	599.00	599.00	599.00	599.00	599.00
GENTS SHOE, ART 1109 SERVICE	PAIR	999.00	999.00	999.00	999.00	999.00	999.00	999.00
NYLON JOGGER 27 SIZE 2-5 ***	PAIR	1299.00	1299.00	1299.00	1299.00	1299.00	1299.00	1299.00
CHINA FOOT WEAR AV. QLTY (MALE) *	PAIR	925.00	975.00	825.00	825.00	744.64	450.00	450.00
CHINA FOOT WEAR AV. QLTY (FEMALE) *	PAIR	825.00	875.00	825.00	675.00	637.50	500.00	350.00
CHINA FOOT WEAR AV. QLTY (CHILDREN) *	PAIR	783.33	825.00	625.00	675.00	483.93	450.00	320.00
SHOE REPAIR HALF SOLE	PAIR	132.50	144.38	115.00	135.00	105.00	100.00	95.00
SHOES POLISH CHARGES AVERAGE SHOP	PAIR	20.00	20.00	20.00	20.00	20.00	15.00	15.00

Contd.

7.11 Intercity Consumer Prices September, 2015

Description	Unit	Rawalpindi	Islamabad	Attock	Jehlum	Lahore	Sahiwal	Gujran-wala
HOUSE RENT (combined)	MONTH	13360.00	45439.00	4125.00	5782.00	12420.00	7487.00	5174.00
rent 2	pm	13360.00	45439.00	4125.00	5782.00	12420.00	7487.00	5174.00
RENT3	PM	13360.00	45439.00	4125.00	5782.00	12420.00	7487.00	5174.00
RENT4	PM	13360.00	45439.00	4125.00	5782.00	12420.00	7487.00	5174.00
RENT5	PM	13360.00	45439.00	4125.00	5782.00	12420.00	7487.00	5174.00
RENT6	PM	13360.00	45439.00	4125.00	5782.00	12420.00	7487.00	5174.00
SYNTHETIC ENEMAL ROBIALAC BALTI 3.64 LTR.	EACH	1750.00	1750.00	1830.00	1805.00	2190.00	1650.00	1700.00
SYNTHETIC ENEMAL ICI BALTI 3.64 LTR.	EACH	1790.00	1790.00	1850.00	1880.00	2190.00	2138.00	2138.00
CEMENT (LOCAL) SPECIFY BRAND NAME	BAG	505.00	510.00	505.00	510.00	507.50	500.00	510.00
BRICKS (NEW) IST CLASS	P/1000	8900.00	8900.00	7775.00	7650.00	8250.00	6500.00	9200.00
CEMENT BLOCKS (6"x8"x12")	P/100	0.00	0.00	0.00	0.00	0.00	0.00	0.00
BAJREE	100CFT	3650.00	3650.00	3900.00	3450.00	6000.00	5900.00	5750.00
SAND (BLACK PIT SAND)	K100CFT	2950.00	2950.00	1425.00	2295.00	2350.00	3150.00	2750.00
TIMBER SHESHAM LOG IST QUALITY	cubmt.	71512.00	66215.00	66215.00	64890.50	64547.50	74151.00	50323.50
IRON BAR (M.S. BAR) 1/2"	P/TON	69000.00	69000.00	65250.00	68000.00	74000.00	74000.00	66000.00
CARPANTER WAGE RATE	P/DAY	1100.00	1100.00	725.00	800.00	830.36	675.00	825.00
MASON (RAJ) WAGE RATE	P/DAY	1100.00	1100.00	750.00	800.00	926.79	675.00	1050.00
UNSKILLED LABOUR WAGE RATE	P/DAY	650.00	650.00	475.00	500.00	600.00	400.00	650.00
PLUMBER WAGE RSTE	P/DAY	1100.00	1100.00	725.00	800.00	826.79	0.00	800.00
ELECTICIAN WAGE RATE PER DAY **	P/DAY	0.00	0.00	0.00	0.00	828.57	100.00	700.00
ELECTICIAN WAGE RATE PER POINT **	P/PNT	190.00	197.50	135.00	170.00	152.50	137.50	137.50
WATER CHARGES PER HOUSE	P/MONTH	139.00	96.00	80.00	80.00	300.00	30.00	100.00
ELECT.CHARGES UPTO 50 UNITS	P/UNIT	2.00	2.00	2.00	2.00	2.00	2.00	2.00
ELECT.CHARGES 01 - 100 UNIT	P/UNIT	6.18	6.18	6.18	6.18	6.18	6.18	6.18
ELECT.CHARGES 101 - 300 UNIT	P/UNIT	9.54	9.54	9.54	9.54	9.54	9.54	9.54
ELECT.CHARGES 301 - 1000 UNIT	P/UNIT	16.39	16.39	16.39	16.39	16.39	16.39	16.39
ELECT.CHARGES ABOVE 1000 UNIT	P/UNIT	18.39	18.39	18.39	18.39	18.39	18.39	18.39
ELEC	PM	10.50	10.50	10.50	10.50	10.50	10.50	10.50
GAS CHR9 upto 3.3719 MMBUT	MMBTU	128.70	128.70	128.70	128.70	128.70	128.70	128.70
GAS CHR9 3.3719 - 6.7438 MMBUT	MMBTU	257.40	257.40	257.40	257.40	257.40	257.40	257.40
GAS CHR9 6.7438 - 10.1157 MMBUT	MMBTU	257.40	257.40	257.40	257.40	257.40	257.40	257.40
GAS CHR9 10.1157 - 13.4876 MMBUT	MMBTU	702.00	702.00	702.00	702.00	702.00	702.00	702.00
GAS	PM	702.00	702.00	702.00	702.00	702.00	702.00	702.00
GAS	PM	409.50	409.50	409.50	409.50	409.50	409.50	409.50
KEROSENE OIL	LTR	98.75	100.00	96.50	90.00	69.00	80.00	78.20
FIREWOOD WHOLE	40 KG.	741.67	785.00	510.00	625.00	731.43	500.00	700.00
CHAIR SHESHAM WOOD WITH ARMS **	EACH	3458.33	3587.50	3100.00	3250.00	2100.00	3250.00	2250.00
CHAIR PLASTIC (CHAIRMAN) AVERAGE QUALITY	EACH	725.00	725.00	725.00	825.00	825.00	775.00	525.00
TABLE SHESHAM WOOD (4X2X5") ***	EACH	5750.00	5750.00	5250.00	4250.00	10071.43	6500.00	10250.00
SOFASET WOODEN WITH FOAM SEAT **	SET	20500.00	21812.50	20500.00	16250.00	19285.71	23000.00	17750.00
COT IRON (WITH NIWAR)AV.QLTY.	EACH	1966.67	2087.50	1800.00	1550.00	2500.00	2400.00	1650.00
ALMIRAH (STEEL) 6'X3' 20 GUAGE	EACH	8558.33	8750.00	8200.00	7750.00	9964.29	12000.00	9300.00
DINNING TABLE 6 CHAIRS A.QLTY	SET	21666.67	24000.00	21000.00	20000.00	21142.86	27000.00	25000.00
SINGLE BED WITHOUT FOAM MED.	EACH	4900.00	4900.00	4750.00	5250.00	7928.57	10500.00	10500.00
MATRESS SINGLE(4"THICK)	EACH	4900.00	4900.00	4900.00	4800.00	5000.00	5700.00	5000.00
FARSHI DARI 12'X9' AV.QLTY	EACH	1858.33	1893.75	1700.00	1025.00	1607.14	1200.00	925.00
DARI COTTON (6'x2 1/2') AV.QL	EACH	925.00	915.63	875.00	412.50	459.64	1000.00	450.00
CARPET PLAIN AV. QLTY	SQFT.	28.92	29.00	25.50	32.50	37.50	35.00	37.50
QUILT (LIHAF) 3 KG. COTTON	EACH	975.00	1031.25	875.00	625.00	1328.57	1200.00	1025.00
BLANKET (90" x 54")	EACH	4000.00	4075.00	3100.00	2950.00	5000.00	3800.00	2900.00
BEDSHEET SINGLE BED SUP.QLTY	EACH	614.58	646.88	575.00	487.50	546.43	550.00	475.00
BED SHEET DOUBLE WITH TWO PILLOW COVERS SUP QLTY	SET	1295.83	1375.00	1325.00	1050.00	932.14	1000.00	1150.00
TOWEL(3'x2') AV. QALTY	EACH	389.58	405.00	355.00	287.50	276.43	300.00	175.00
CEILING FAN 48" SUPER QLTY **	EACH	3175.00	3175.00	3275.00	2800.00	2750.00	3495.00	2700.00
PEDESTAL FAN 22" SUPER QLTY	EACH	3475.00	3475.00	3700.00	3600.00	4000.00	5260.00	4100.00
REFG. DAWLENCE 10 CFT. D.DOOR	EACH	30500.00	30500.00	30500.00	31000.00	35000.00	30400.00	31000.00
D-FREEZER WAVES 8 CFT.	EACH	30400.00	30400.00	30400.00	30400.00	28000.00	30400.00	31000.00
AIRCONDITIONER 1.5 TON PEL	EACH	41000.00	41000.00	41000.00	42400.00	44000.00	42000.00	48000.00
SPLIT AIR CONDITIONER 1.5 TON (SPECIFY BRAND NAME)	EACH	41500.00	41500.00	41500.00	44300.00	48000.00	46000.00	46000.00
AIRCOLDER SUPER ASIA	EACH	8500.00	8500.00	11600.00	12250.00	13500.00	10000.00	12500.00
WASHING MACHINE SINGER	EACH	15650.00	15650.00	16100.00	15650.00	15600.00	15600.00	15600.00
SEWING MACHINE(SINGER)	EACH	6095.00	6095.00	6095.00	6095.00	6495.00	6795.00	5860.00
GIZER LARGE SIZE 30 GALLON CAPACITY SUP QLTY	EACH	22900.00	22900.00	23500.00	14250.00	22600.00	21400.00	13200.00
GAS BURNER DOUBLE SPFY.BRAND	EACH	1920.83	2050.00	1750.00	1850.00	1750.00	1400.00	1300.00

Contd.

7.11 Intercity Consumer Prices September, 2015

Description	Unit	Rawal-pindi	Islamabad	Attock	Jehlum	Lahore	Sahiwal	Gujran-wala
ELECT. IRON PHILIPS MDL.1120	EACH	2100.00	2100.00	1900.00	1975.00	1300.00	2750.00	2200.00
ELECTRIC JUICER FOR APPLE	EACH	7550.00	7550.00	7100.00	7375.00	13000.00	9250.00	4500.00
S.STEEL DEGHCHI MEDIUM SIZE ***	EACH	741.67	756.25	610.00	612.50	735.71	475.00	1185.00
ALUMINIUM COOKING PAN (DEGCHI) MED SIZE	EACH	679.17	706.25	525.00	575.00	664.29	450.00	928.00
NON STICK COOKING PAN (DEGCHI) SUP. QLTY	EACH	1129.17	1156.25	875.00	925.00	1085.71	1150.00	1550.00
FRYING PAN STEEL AVG. QLTY MED. SIZE	EACH	512.50	512.50	475.00	375.00	630.36	450.00	575.00
TAWA IORN (MEDIUM SIZE) AVG. QLTY	EACH	315.83	346.25	310.00	255.00	482.14	475.00	412.50
S.STEEL PLATE A.QLTY.(M.SIZE)	EACH	90.83	87.50	87.50	55.00	78.93	65.00	110.00
TABLE SPOON S.STEEL SUP.QLTY.	DOZEN	411.67	411.88	375.00	375.00	366.07	475.00	575.00
WATER SET JUG+6 GLASSES (OMROC)	SET	406.67	410.00	362.50	405.00	730.36	470.00	350.00
TEA SET PAK. CHINAWARE 21 PCS.	SET	2229.17	2250.00	1900.00	1825.00	1557.14	2200.00	1800.00
DINNER SET PLASTIC 72 PIECES SUPERIOR QLTY	SET	7408.33	7650.00	6650.00	4250.00	5785.71	6450.00	5900.00
HOTPOT SET PLASTIC 3 PCS.	SET	1708.33	1725.00	1625.00	1375.00	1510.71	1275.00	1150.00
BUCKET(BALTJ) PLASTIC MED.SIZ	EACH	257.50	273.75	245.00	315.00	478.57	300.00	300.00
LOTA PLASTIC (MED SIZE) AVERAGE QUALITY	EACH	62.92	73.13	42.50	37.50	49.64	75.00	40.00
PRESURE COOKER 4 LTR.	EACH	1775.00	1775.00	1575.00	1675.00	1540.00	1200.00	1750.00
WATER COOLER 9/10 LTR.PLASTIC ***	EACH	605.42	625.00	475.00	512.50	512.50	650.00	700.00
THERMOS STARVAC 1 LTR	EACH	487.50	525.00	475.00	437.50	525.00	450.00	600.00
BULB PHILIPS 100-WATTS	EACH	35.00	35.00	27.50	35.00	35.00	33.50	30.00
TUBE LIGHT PHILIPS 40 WATTS	EACH	100.00	100.00	110.00	110.00	100.00	95.00	100.00
ELECTRIC BLUBS "0" WATTE LOCAL	EACH	27.50	27.50	27.50	25.00	20.00	25.00	18.00
ELECTRIC BLUB ENERGY SAVER 14 WATTS	EACH	167.50	167.50	165.00	167.50	170.00	160.00	160.00
WASHING SOAP 250 GMS SPECIFY BRAND NAME	EACH	40.00	40.00	40.00	40.00	40.00	40.00	38.00
SURF EXCEL 400 GMS POLY BAG	EACH	110.00	110.00	110.00	110.00	125.00	125.00	125.00
WASHING POWDER 1000 GRM	EACH	185.00	185.00	185.00	185.00	185.00	185.00	185.00
WASHING POWDER (WHEEL/ BONUS) 100 GRAMS	EACH	125.00	125.00	110.00	125.00	90.00	95.00	90.00
CLEANSER POWDER VIM 1000 GM	PKT.	77.78	77.78	77.78	77.78	77.78	77.78	77.78
FINIS 500 ML	BOTTLE	250.00	250.00	250.00	250.00	229.41	196.87	193.75
PHNYLE TYPHONE/FINIS/CARRANITE 3 LITRES	BOTTLE	169.09	169.09	169.09	169.09	145.00	150.00	140.00
HARPIC	BOTTLE	145.00	145.00	145.00	145.00	145.00	145.00	145.00
BOOT POLISH CHERRY/KIWI 50ML	EACH	119.05	119.05	119.05	119.04	100.00	111.11	111.11
ROBIN BLUE (35 GRAMS)	PKT.	50.00	50.00	50.00	50.00	50.00	50.00	50.00
TISSU PAPER PERFUMED 100 PCS.	PKT	110.00	110.00	110.00	110.00	115.00	95.00	105.00
TOILET PAPER ROLL (R.PETEL)	P/ROLL	40.00	40.00	40.00	38.00	38.00	40.00	38.00
BOOT POLISH LIQUID CHEERY BLOSSOM KIWI 75 ML	BOTTLE	150.00	150.00	140.00	150.00	150.00	150.00	140.00
MATCH BOX SMALL	EACH	2.00	2.00	9.50	2.00	1.00	2.00	2.00
DRY CELL 1.5 VOLT(LOCAL)	EACH	30.00	30.00	30.00	22.50	25.00	30.00	15.00
HAND STITCHING NEEDLE M.SIZE	PACKET	10.00	10.00	7.75	9.00	7.50	10.00	5.00
SEWING MACHINE NEEDLE (SINGER)	EACH	5.00	5.00	5.00	5.00	10.00	5.00	6.00
HOUSEHOLD SERVANT FEMALE P/T	P/MNTH	1858.33	2000.00	1300.00	1700.00	1878.57	1500.00	1550.00
MARRIAGE HALL WITH FURNITURE	P/HEAD	146.25	155.00	125.00	125.00	147.50	150.00	115.00
SEPTRAN TABLETS	10TAB.	16.00	16.00	16.00	16.00	16.10	16.50	16.00
BRUFEN TABS 200-MG.	10TAB.	10.00	10.00	10.00	10.00	10.00	10.00	10.00
PANADOL TAB. EXTRA/PLAIN	10TAB.	10.00	10.00	10.00	10.00	10.00	10.00	10.00
DISPRIN TAB.	10TAB.	10.00	10.00	10.00	10.00	10.00	10.00	10.00
TRISIL TAB.	10 TAB	10.00	10.00	10.00	10.00	10.00	10.00	10.00
FLAGYL TAB. 200 MG.	10TAB.	10.00	10.00	10.00	10.00	10.00	10.00	10.00
VENTOLIN TAB. 2MG.	10TAB.	9.00	9.00	9.00	9.00	9.00	9.00	9.00
DAONIL TAB. 5 MG.	10TAB.	17.00	17.00	17.00	17.00	17.00	17.00	17.00
ENTOX TAB.	10TAB.	10.00	10.00	10.00	10.00	10.00	10.00	10.00
RENITEC TAB. 5 MG.	10TAB.	59.00	59.00	59.00	59.00	59.00	59.00	59.00
CAC. 1000 TAB	BOTTLE	122.00	122.00	122.00	122.00	122.00	122.00	122.00
AMOXIL CAPSOLE 250 MG.S	10CAP.	36.00	36.00	36.00	36.00	36.00	36.00	36.00
CALCIUM SYRUP SANDOZ	BOTTLE	64.00	64.00	64.00	64.00	64.00	64.00	64.00
LEDERPLEX SYRUP	BOTTLE	35.00	35.00	35.00	35.00	35.00	35.00	35.00
SANCOS SYRUP (50 ML.)	BOTTLE	30.00	30.00	30.00	30.00	30.00	30.00	30.00
PHENERGAN SYRUP 120 ML.	BOTTLE	33.00	33.00	33.00	33.00	33.00	33.00	33.00
CALPOL SYRUP 60 ML.	BOTTLE	28.00	28.00	28.00	28.00	28.00	28.00	28.00
HYDRYLLIN SYRUP 120 ML.	BOTTLE	65.00	65.00	65.00	65.00	65.00	65.00	65.00
POLYFAX EYE OINTMENT	TUBE	21.00	21.00	21.00	21.00	21.00	21.00	21.00
BETNESOL EYE DROPS	BOTTLE	33.89	33.89	33.89	33.89	33.89	33.89	33.89
EAR DROPS (CARDISPORINE) ***	BOTTLE	21.00	21.00	21.00	21.00	21.00	21.00	21.00
BETNOVATE-N OINTMENT 5 GMS	TUBE	16.00	16.00	16.00	16.00	16.00	16.00	16.00
BURNOL CREAM 30 GRM	TUBE	16.00	16.00	16.00	16.00	16.00	16.00	16.00

Contd.

7.11 Intercity Consumer Prices September, 2015

Description	Unit	Rawalpindi	Islamabad	Attock	Jehlum	Lahore	Sahiwal	Gujranwala
VICKS VAPORUB/BALM	BOTTLE	36.00	36.00	36.00	36.00	36.00	36.00	36.00
GLYCRINE SMALL BOTTLE	BOTTLE	28.00	28.00	22.50	25.00	35.00	25.00	17.00
JOUHAR JOSHANDA	PKT.	8.00	8.00	8.00	8.00	8.00	8.00	8.00
GALXOS-D (450 GRMS)	PKT.	168.75	168.75	168.75	168.75	157.50	168.75	157.50
GRIPE-WATER WOODWARDS	BOTTLE	55.00	55.00	55.00	55.00	55.00	55.00	55.00
SANIPLAST ONE PUTTY	EACH	2.00	2.00	2.00	2.00	2.00	2.00	1.50
O.R.S. (NIMCOL)	PKT.	17.00	17.00	17.00	17.00	17.00	15.00	17.00
DETTOL (MEDIUM)	BOTTLE	46.80	46.80	46.80	46.80	46.80	46.80	46.80
COTTON BANDAGE 2" - 4"	EACH	9.00	9.00	8.00	9.00	8.00	9.00	7.00
THERMOMETER CHINA	EACH	45.00	45.00	50.00	47.50	42.50	45.00	30.00
DOCTOR (MBBS) CLINIC FEE	P/PAT.	166.67	175.00	110.00	125.00	100.00	250.00	75.00
URINE TEST (DR) CHARGES	P/TEST	150.00	161.25	80.00	100.00	155.00	100.00	100.00
BLOOD TEST (CP) CHARGES	P/TEST	325.00	325.00	200.00	300.00	575.00	225.00	300.00
SUGAR TEST (RANDOM/FASTING BOTH) CHARGES	P/TEST	210.00	300.00	170.00	197.50	150.00	110.00	200.00
ECG CHARGES	P/TEST	264.58	312.50	150.00	250.00	300.00	225.00	200.00
X-RAY (CHEST) CHARGES	P/X-RAY	333.33	375.00	275.00	375.00	375.00	300.00	400.00
CAR SUZUKI 800 CC (W/O. A/C)	EACH	659800.00	659800.00	659800.00	659800.00	637000.00	625000.00	645000.00
CAR SUZUKI 1000 CC	EACH	1081300.00	1081300.00	1081300.00	1081300.00	1065000.00	1034000.00	1060000.00
CAR TOYOTA 1300 CC	EACH	1682000.00	1682000.00	1677000.00	1682000.00	1790500.00	1645500.00	1570000.00
CAR HONDA CIVIC	EACH	2145500.00	2145500.00	2145500.00	2145500.00	2147000.00	1662000.00	2027500.00
MOTORCYCLE HONDA CD-70.	EACH	63500.00	63500.00	63500.00	63500.00	63500.00	63500.00	63500.00
MOTORCYCLE YAMAHA 100CC.	EACH	79300.00	79300.00	79300.00	79300.00	79300.00	79300.00	79300.00
MOTOR CYCLE HERO 70 CC	EACH	44500.00	45000.00	46750.00	48000.00	49000.00	47500.00	42500.00
BICYCLE WITH TYRES & TUBES	EACH	7900.00	7900.00	7900.00	7200.00	7500.00	7100.00	7200.00
TYRE CAR WITH TUBE GENERAL	EACH	3175.00	3175.00	3375.00	3250.00	3000.00	2400.00	3300.00
TYRE MOTOR CYCLE WITHOUT TUBE	EACH	1137.50	1137.50	1250.00	1135.00	1420.00	900.00	1250.00
TYRE CYCLE SPECIFY BRAND NAME	EACH	345.83	355.00	370.00	387.50	330.00	330.00	330.00
TYRE CAR W/O TUBE	EACH	3050.00	3050.00	3275.00	3075.00	2700.00	2200.00	3000.00
PETROL SUPER	LITRE	73.76	73.76	73.76	73.76	73.76	73.76	73.76
HIGH SPEED DIESEL HSD	LITRE	82.04	82.04	82.04	82.04	82.04	82.04	82.04
CNG	K.G.	75.82	75.82	75.82	0.00	67.50	67.50	67.50
GAS CYLINDER STAND. SIZE	EACH	1100.00	1120.00	995.00	1100.00	880.00	1000.00	935.00
MOTOR CYCLE SERVICE CHARGES	EACH	325.00	325.00	290.00	250.00	200.00	150.00	280.00
CAR SERVICE CHARGES	EACH	337.50	375.00	325.00	275.00	300.00	300.00	250.00
TYRE PUNCTURE CHARGES	EACH	65.00	65.00	40.00	70.00	80.00	70.00	50.00
CYCLE OVERHAULING CHARGES	EACH	783.33	825.00	290.00	375.00	319.64	325.00	160.00
CAR TAX FOR 800CC TO 1300CC	YEARLY	2650.00	432.00	2650.00	2650.00	2650.00	2650.00	2650.00
TRAIN FARE ECO. 1-100 KM.	P/KM.	0.68	0.68	0.68	0.68	0.68	0.68	0.68
TRAIN FARE ECO. 101-500 KM.	P/KM.	0.98	0.98	0.98	0.98	0.98	0.98	0.98
TRAIN FARE ECO. > 500 KM.	P/KM.	0.89	0.89	0.89	0.89	0.89	0.89	0.89
TRAIN FARE IST SLP. 1-100KM	P/KM.	2.10	2.10	2.10	2.10	2.10	2.10	2.10
TRAIN FARE IST SLP.101-500 KM	P/KM.	2.59	2.59	2.59	2.59	2.59	2.59	2.59
TRAIN FARE IST SLP. > 500 KM	P/KM.	1.99	1.99	1.99	1.99	1.99	1.99	1.99
TRAIN FARE A/C SLP. 1-100KM.	P/KM	5.76	5.76	5.76	5.76	5.76	5.76	5.76
TRAIN FARE A/C SLP.101-500KM	P/KM.	4.59	4.59	4.59	4.59	4.59	4.59	4.59
TRAIN FARE A/C SLP > 500KM.	P/KM	4.16	4.16	4.16	4.16	4.16	4.16	4.16
PLATEFORM TICKET	EACH	10.00	10.00	10.00	10.00	10.00	10.00	10.00
AUTO RICKSHAW FARES	KM/MIN	75.00	0.00	45.00	75.00	50.00	70.00	60.00
FULL TONGA CHARGES	KM/MIN	0.00	0.00	0.00	0.00	65.00	90.00	50.00
TAXI 4 SEATER FARE	KM/MIN	100.00	100.00	75.00	0.00	100.00	100.00	100.00
BUS FARE MIN (WITHIN CITY)	TICKET	11.00	11.00	0.00	11.00	11.00	0.00	10.00
BUS FARE MAX (WITHIN CIT	TICKET	21.50	21.50	0.00	21.50	19.00	0.00	20.00
BUS FARE OUTSIDE CITY	P/KM.	0.93	0.93	0.93	0.93	0.93	0.93	0.93
A/C BUS FARE OUTSIDE CITY	P/KM.	1.55	1.55	1.53	1.55	2.00	1.55	1.45
MINIBUS FARE MIN.WITH IN CITY	TICKET	11.00	11.00	0.00	0.00	11.00	0.00	10.00
MINIBUS FARE MAX.WITH IN CITY	TICKET	21.50	21.50	0.00	0.00	29.00	0.00	20.00
SUZUKI FARE MIN.WITH IN CITY	TICKET	11.00	11.00	10.00	0.00	12.00	0.00	10.00
SUZUKI FARE MAXIMUM W.IN CITY	TICKET	17.00	17.00	10.00	10.00	22.00	0.00	20.00
AIR FARE ECONOMY CLASS.	P/KM.	19.26	19.26	0.00	0.00	19.26	0.00	0.00
POSTAL ENVELOPE DOMESTIC	EACH	8.00	8.00	8.00	8.00	8.00	8.00	8.00
ENVELOPE FOR SAUDI ARABIA	EACH	50.00	50.00	50.00	50.00	50.00	50.00	50.00
POSTAL REGISTRATION CHARGES	EACH	28.00	28.00	28.00	28.00	28.00	28.00	28.00
U.M.S. REG CHARGES MIN.	EACH	58.00	58.00	58.00	58.00	58.00	58.00	59.00
T.C.S. CH. MIN.WITH IN ZONE	EACH	150.00	150.00	150.00	150.00	150.00	150.00	110.00

Contd.

7.11 Intercity Consumer Prices September, 2015

Description	Unit	Rawalpindi	Islamabad	Attock	Jehlum	Lahore	Sahiwal	Gujranwala
TELEPHONE CHARGES LOCAL CALL	P/CALL	3.94	3.94	3.94	3.94	3.94	3.94	3.94
TEL CHARGES OUT SIDE CITY	P/CALL	3.94	3.94	3.94	3.94	3.94	3.94	3.94
INTERNET CHARGES	P/HOUR	27.50	27.50	27.50	50.00	15.00	12.00	20.00
MOBILE CELL CHARGES	P/UNIT	3.00	3.00	3.00	3.00	2.50	3.00	3.00
FAX CHARGES (LOCAL)	P/PAGE	12.50	12.50	12.50	12.50	10.00	20.00	30.00
TELEPHONE SET AV. QLTY	EACH	625.00	725.00	550.00	825.00	775.00	650.00	450.00
MOBILE SET NOKIA/SONY/ERICSON/SAMSUNG WITHOUT CAMERA	EACH	2133.33	2175.00	2125.00	2450.00	2700.00	2200.00	2825.00
T.V. 20" COLORED WEGA H-A21.	EACH	18108.33	18200.00	18100.00	18100.00	20500.00	18900.00	15000.00
T.V 20" COLOR CHINA/KORIA)	EACH	14250.00	14250.00	14250.00	14250.00	6500.00	13500.00	7000.00
V.C.P. PANASONIC/LG/NAT	EACH	5900.00	5900.00	5550.00	5750.00	4200.00	0.00	0.00
DVD/VCD PLAYER PANASONIC/LG	EACH	3750.00	3750.00	3550.00	3750.00	6542.86	4500.00	4600.00
RADIO WITH C.PLAYER NATIONAL	EACH	2150.00	2150.00	2150.00	2050.00	1825.00	1800.00	2262.50
PERSONNEL COMPUTER (BRANDED)	EACH	69250.00	69250.00	69250.00	69500.00	53000.00	37000.00	37400.00
VID. CASSETTE BLK. TDK/SONY	EACH	144.17	145.00	135.00	175.00	122.50	155.00	0.00
COM. C.D. (TDK/IMATION)	EACH	56.67	59.38	75.00	75.00	37.14	60.00	35.00
TAPE RECORDER CASSETTE BLANK	EACH	42.50	47.50	42.50	47.50	40.00	65.00	35.00
VIDEO GAME SEGA 16 BYTE	EACH	1150.00	1150.00	1175.00	1050.00	1200.00	1650.00	1050.00
CINEMA A/C. HIGH CLASS	TICKET	150.00	0.00	0.00	0.00	115.71	0.00	80.00
CINEMA NON-A/C HIGH CLASS	TICKET	80.00	0.00	0.00	0.00	72.86	50.00	60.00
CABLE CHARGES	PER MONT	325.00	325.00	275.00	300.00	275.00	200.00	300.00
TV.LICENCE FEE DOMESTIC	YEARLY	420.00	420.00	420.00	420.00	420.00	420.00	420.00
ENGLISH BOOK CLASS V1	EACH	78.00	78.00	78.00	78.00	78.00	78.00	78.00
ENGLISH BOOK CLASS IX OR X	EACH	130.00	130.00	130.00	130.00	130.00	130.00	130.00
ENG. BOOK IST.YR COMPLETE SET	EACH	84.00	84.00	84.00	84.00	84.00	84.00	84.00
ENGLISH BOOK BA/B.SC	EACH	178.00	178.00	178.00	178.00	178.00	178.00	178.00
URDU BOOK CLASS V (T.B.BORD)	EACH	71.00	71.00	71.00	71.00	71.00	71.00	71.00
URDU BOOK CLASS IX/X(T.B.B)	EACH	137.00	137.00	137.00	137.00	137.00	137.00	137.00
URDU BOOK IST.YEAR/INTER	EACH	53.00	53.00	53.00	53.00	53.00	53.00	53.00
URDU BOOK BA/B.SC	EACH	140.00	140.00	140.00	140.00	140.00	140.00	140.00
MATHS BOOK CALSS V (T.B.B)	EACH	84.00	84.00	84.00	84.00	84.00	84.00	84.00
MATHS BOOK CLASS IX OR X	EACH	270.00	270.00	270.00	270.00	270.00	270.00	270.00
MATHS BOOK IST.YEAR (T.B.B)	EACH	156.00	156.00	150.00	156.00	156.00	156.00	156.00
PAKISTAN STUDIES BOOK BA/B.SC	EACH	125.00	125.00	125.00	125.00	125.00	125.00	125.00
DAILY "DAWN"	P/COPY	19.00	19.00	19.00	19.00	19.00	19.00	19.00
DAILY "JANG"	P/COPY	12.00	12.00	12.00	12.00	12.00	12.00	12.00
DAILY "NAWA-E-WAQT"	P/COPY	12.00	12.00	12.00	12.00	12.00	12.00	12.00
WEEKLY "AKHBAR-E-JAHAN"	P/COPY	55.00	55.00	55.00	55.00	55.00	55.00	55.00
WEEKLY "MAG"	P/COPY	45.00	45.00	45.00	45.00	45.00	45.00	45.00
MONTHLY "NAUNEHAL DIGEST"	P/COPY	35.00	35.00	35.00	35.00	35.00	35.00	35.00
PAPER FOOLSCAPE (27"x17")	QUIRE	57.50	57.50	57.50	55.00	25.00	25.00	30.00
EXERCISE.BOOK LINED 80/100 PGS	EACH	62.50	67.50	62.50	57.50	30.00	35.00	32.50
PENCIL.GOLDFISH/DEER	EACH	8.00	8.00	8.00	8.00	6.00	6.00	7.00
PEN INK DOLLOR 57 ML BOTTLE	EACH	25.00	25.00	25.00	20.00	20.00	20.00	20.00
PHOTOSTATE PAPER 70 GM	PRT	365.00	365.00	365.00	305.00	350.00	330.00	350.00
BALL PEN (local)	EACH	8.00	8.00	8.00	8.00	6.00	6.00	5.00
FOUNTAIN PEN HERO/WINGS/CHINA	EACH	47.50	47.50	47.50	46.25	60.00	50.00	40.00
PRIVATE SCHOOL FEE ENGLISH MEDIUM AVERAGE STANDARD (CLASS I)	P/MONTH	3245.83	3090.63	1112.50	1972.50	1571.43	2087.50	1550.00
PRIVATE SCHOOL FEE ENGLISH MEDIUM AVERAGE STANDARD (CLASS V)	P/MONTH	3229.17	3184.38	1300.00	1950.00	1750.00	2087.50	1650.00
PRIVATE SCHOOL FEE ENGLISH MEDIUM AVERAGE STANDARD (CLASS VI)	P/MONTH	3279.17	3359.38	1312.50	1997.50	1967.86	2112.50	1800.00
PRIVATE SCHOOL FEE ENGLISH MEDIUM AVERAGE STANDARD (CLASS X)	P/MONTH	3575.00	3681.25	1725.00	2205.00	2478.57	2275.00	2200.00
PRIVATE MEDICL COLLEGE FEE MBBS (IST YEAR)	P/MONTH	50468.75	50468.75	50468.75	0.00	30208.00	0.00	0.00
PRIVATE ENGINEERING COLLEGE FEE (ISTR YEAR)	P/MONTH	14975.25	14975.25	11011.50	0.00	19550.00	0.00	0.00
GOVT. COLLEGE FEE IST. YEAR	MONTH	50.00	195.00	50.00	50.00	60.00	50.00	50.00
GOVT. COLLEGE FEE 4TH. YEAR	MONTH	60.00	225.00	60.00	60.00	70.00	60.00	60.00
GOVT. UNIVERSITY FEE MSC.	MONTH	77.50	1000.00	77.50	80.00	97.79	80.00	115.00
GOVT. MED. COLLEGE FEE MBBS	MONTH	873.00	873.00	873.00	0.00	1250.00	1250.00	0.00
GOVT. ENGG. COLL. FEE I YEAR	MONTH	600.00	600.00	600.00	0.00	750.00	500.00	0.00
COACHING FEE FOR CLASS IX/X	P/MONTH	2750.00	2987.50	1550.00	3000.00	1828.57	1400.00	600.00
COACHING CHARGES FOR CLASS IST YEAR/INTER (SCIENCE)	P/MONTH	3250.00	3450.00	2200.00	3500.00	2821.43	2300.00	1200.00
COACHING CHARGES FOR CLASS IST YEAR/INTER (COMMERCE)	P/MONTH	2691.67	3062.50	1900.00	3500.00	2792.86	1300.00	1200.00
I.T. TUITION FEES	P/MONTH	2100.00	2100.00	1450.00	3231.25	6066.80	1500.00	4500.00
MBA TUITION FEES	P/MONTH	13955.00	13955.00	7667.00	4500.00	15687.50	0.00	7000.00
BREAD TANDOORI ST. SIZE	EACH	7.50	7.50	6.50	6.00	6.00	6.00	6.00
COOKED MUTTON (AV. HOTEL)	PLATE	155.00	157.50	190.00	155.00	200.71	150.00	120.00

Contd.

7.11 Intercity Consumer Prices September, 2015

Description	Unit	Rawal- pindi	Islamabad	Attock	Jehlum	Lahore	Sahiwal	Gujran- wala
COOKED BEEF (AV. HOTEL)	PLATE	89.17	88.75	75.00	85.00	78.21	80.00	60.00
COOKED DAL (AV. HOTEL)	PLATE	59.17	62.50	57.50	55.00	50.71	40.00	35.00
CHICKEN BIRYANI FULL/DOUBLE	PLATE	125.00	135.00	165.00	110.00	128.93	130.00	110.00
TEA PREPARED (ORDINARY)	CUP	20.00	20.00	20.00	20.00	19.21	20.00	20.00
HAIRCUT CHARGES FOR MEN	P/CUT	86.25	102.50	75.00	60.00	112.86	100.00	60.00
BEAUTY PORL HAIR STYL CHARGE	P/STY.	391.67	475.00	275.00	475.00	328.57	250.00	350.00
SHAVING CHARGES	PER SHV	49.58	60.00	55.00	45.00	55.71	40.00	40.00
LIPSTICK S.MISS/MEDORA	EACH	110.00	110.00	115.00	110.00	120.00	110.00	110.00
NAIL POLISH S.MISS/MEDORA	EACH	115.00	115.00	105.00	115.00	110.00	95.00	60.00
PERFUME MED.SIZE MEDORA/BROACH	EACH	200.00	200.00	200.00	200.00	180.00	170.00	120.00
HAIR-OIL AMLA/CHAMBELI	BOTTLE	100.00	100.00	110.00	110.00	130.00	120.00	110.00
TOILET SOAP LUX 95 GRAMS	EACH	34.70	34.70	34.70	34.70	34.70	34.70	34.70
TOILET SOAP LIFEBOUY 140 GRM	EACH	37.00	37.00	37.00	37.00	37.00	37.00	37.00
TOILET SOAP SAFEGUARD BATH SIZE	EACH	46.00	46.00	46.00	46.00	50.00	46.00	50.00
TOOTHPASTE MACKLINES 70 GRM	EACH	50.00	50.00	50.00	50.00	50.00	50.00	50.00
TOOTHPAST MED SIZE CLGATE 70 GMS	EACH	75.00	75.00	75.00	75.00	60.67	60.67	60.67
TOOTHBRUSH SHEILD A/PLAUQUE	EACH	25.00	25.00	25.00	25.00	35.00	55.00	50.00
TOOTHPOWDER DENTONIC 90 GRM	EACH	28.00	28.00	28.00	28.00	28.00	28.00	25.00
HAIR-COLOUR BEGIN (6 GMS)	EACH	100.00	100.00	100.00	100.00	95.00	100.00	100.00
HAIR COLOUR (KALAKOLA)	BOTTLE	130.00	130.00	130.00	130.00	130.00	120.00	140.00
FACECREAM PONDS (MEDIUM)	EACH	110.00	110.00	110.00	110.00	110.00	110.00	110.00
TALC POWDER VICE ROAY,B.CAT	EACH	135.00	135.00	145.00	145.00	130.00	150.00	135.00
BLADE TREET ORDINARY 10'S	PKT.	35.00	35.00	30.00	35.00	35.00	32.00	40.00
BLADE 7-O-CLOCK STAIN. 5'S	PKT.	35.00	35.00	35.00	35.00	32.00	30.00	35.00
SHAMPOO SUNSILK/PAINTIN 100 ML	BOTTLE	110.00	110.00	110.00	110.00	110.00	110.00	110.00
BEAUTY CREAM (FAIR & LOVELY)	EACH	65.00	65.00	65.00	65.00	99.00	165.00	165.00
HAIR REMOVING CREAM (EU-CREAM)	TUBE	65.00	65.00	65.00	65.00	65.00	65.00	65.00
GEL MEDIUM SIZE	BOTTLE	102.50	107.50	100.00	127.50	65.00	120.00	65.00
DISPOSABLE RAZOR GILLET-II	EACH	42.50	42.50	42.50	40.00	35.00	45.00	43.00
SHAVING CREAM TOUCH-ME/ADM.	EACH	65.00	65.00	65.00	65.00	65.00	60.00	65.00
GOLD TEZABI 24 CT	10 GM.	38533.33	38500.00	38395.00	38240.00	38658.00	37722.00	38580.00
SILVER TEZABI 24 CT	10 GM.	535.00	535.00	540.00	558.50	548.00	566.00	565.00
ARTIFICIAL JEWELLARY SET	SET	1283.33	1325.00	850.00	687.50	1157.14	500.00	800.00
WRIST WATCH GENTS CITIZEN (ORIGINAL) ***	EACH	4900.00	4900.00	4900.00	3750.00	6535.71	4250.00	2500.00
WRIST WATCH LADIES CITIZEN (ORIGINAL) ***	EACH	4900.00	4900.00	4900.00	3750.00	7500.00	4250.00	2500.00
WALL CLOCK QUARTZ AV.QLTY	EACH	520.83	550.00	550.00	310.00	825.00	600.00	487.50
SUITCASE REXIN (24"x16"x6")	EACH	1775.00	1775.00	1650.00	850.00	989.29	1050.00	725.00
TRUNK MEDIUM SIZE ***	EACH	2250.00	2243.75	2250.00	1950.00	2246.43	2000.00	1525.00
PURSE LADIES (LEATHER) AVERAGE QUALITY	EACH	529.17	612.50	525.00	437.50	1250.00	712.50	712.50

7.11 Intercity Consumer Prices September, 2015

Description	Unit	Wazira- bad	Sialkot	Faisal-abad	Jhang	Multan	Muzaffar- garh	D.G. Khan
WHEAT	10 KG.	320.00	350.00	318.75	316.00	300.00	300.00	318.75
WHEAT FLOUR FINE/SUPERIOR.	KG.	42.50	50.00	40.00	40.00	39.00	39.00	40.00
WHEAT FLOUR AVG. QLTY	KG.	40.50	37.75	34.50	39.00	36.00	36.00	35.00
WHEAT FLOUR BAG	10 KG.	397.50	377.50	340.00	360.00	360.00	360.00	347.75
MAIDA	KG.	51.00	50.00	47.50	46.00	45.17	47.00	50.00
SUJI	KG.	51.00	50.00	47.50	45.00	45.00	47.00	50.00
BESAN AV. QLTY.	KG.	105.00	115.00	110.00	110.00	108.33	112.50	120.00
RICE BASMATI SUP. QLTY.	KG.	80.00	80.00	110.00	100.00	115.83	117.50	100.00
RICE BASMATI 385/386	KG.	62.50	70.00	90.00	55.00	73.33	77.50	70.00
RICE BASMATI BROKEN AV.QLTY	KG.	52.50	60.00	70.00	47.50	70.00	67.50	60.00
RICE IRRI-6 (SINDH/PUNJAB)	KG.	52.50	47.50	60.00	36.00	37.00	37.00	35.00
VERMICELLI	KG.	80.00	75.00	85.00	68.00	80.00	77.50	80.00
BREAD PLAIN MEDIUM SIZE	EACH	40.00	40.00	40.00	40.00	45.00	45.00	45.00
RUSK (PAPAY)	KG.	160.00	140.00	195.00	160.00	215.00	200.00	200.00
BISCUITS-PACKED	PKT	35.00	35.00	35.00	35.00	35.00	35.00	35.00
BISCUIT-BAKERY (LOOSE)	250 GM	100.00	80.00	73.75	70.00	90.00	70.00	80.00
CORNFLAKS FAUJI 225 GM.	PKT	180.00	166.50	195.00	180.00	175.50	175.50	198.00
SAMOSAS (VEGETABLE)	EACH	10.00	15.00	19.00	15.00	14.33	13.50	10.00
PASTRY AV.QLTY.	EACH	30.00	25.00	23.75	35.00	35.83	22.50	30.00
PATTIES (VEGETABLES)	EACH	15.00	20.00	23.75	30.00	29.17	25.00	20.00
NIMCO	250 GM	50.00	50.00	67.50	65.00	72.50	70.00	60.00
CHIPS	250 GM	62.50	65.00	66.25	100.00	83.33	82.50	65.00
BEEF WITH BONE AV.QLTY.	KG	290.00	290.00	290.00	300.00	320.00	300.00	300.00
MUTTON AV.QLTY.	KG	575.00	637.50	600.00	650.00	650.00	575.00	625.00
CHICKEN FARM BROILER (LIVE)	KG	104.00	110.00	121.00	160.00	122.50	122.50	110.00
FISH-RAHU MEDIUM SIZE	KG	250.00	250.00	290.00	320.00	255.00	255.00	260.00
MILK FRESH (UNBOILED)	LTR.	80.00	70.00	70.00	65.00	75.00	70.00	70.00
CURD	KG.	90.00	80.00	80.00	75.00	90.00	80.00	85.00
MILK TETRA PACK 1/2 LTR.	PKT.	60.00	60.00	60.00	60.00	60.00	60.00	60.00
LACTOGEN 400 GRAMS	PKT.	430.00	435.00	435.00	425.00	435.00	435.00	435.00
POWDER MILK NIDO 400GM.	PKT	350.00	360.00	350.00	360.00	360.00	360.00	360.00
MILK POWDER LOOSE/PACKED	KG.	400.00	460.00	525.00	400.00	512.50	510.00	640.00
BUTTER LOCAL PACKED	50 GM.	30.00	25.00	32.00	30.00	27.00	27.00	25.00
EGGS FARM	DOZ	95.00	90.00	93.75	85.00	87.50	92.50	100.00
MUSTARD OIL AV.QLTY.	KG.	160.00	150.00	200.00	160.00	168.33	170.00	170.00
COOKING OIL (DALDA)	2.5LTR	467.00	467.00	465.00	435.00	445.00	440.00	490.00
COOKING OIL (PAKWAN) OTHER BRAND SPECIFY	2.5 LTR	420.00	467.00	460.00	495.00	452.50	452.50	490.00
VEGETABLE GHEE TIN	2.5KG.	440.00	452.00	460.00	440.00	440.00	445.00	485.00
VEGETABLE GHEE (LOOSE)	KG.	135.00	135.00	128.75	150.00	140.00	140.00	140.00
DATES AV.QLTY.	KG.	150.00	170.00	190.00	140.00	165.00	180.00	140.00
PISTACHIO AV.QLTY.	50 GM.	125.00	135.00	78.75	60.00	122.50	122.50	120.00
ALMONDS WHOLE AV.QLTY.	KG.	480.00	575.00	525.00	550.00	475.00	475.00	500.00
COCONUT DRY AV.QLTY.	KG.	250.00	245.00	280.00	200.00	291.67	310.00	300.00
RAISINS AV.QLTY.	50 GM.	25.00	20.00	21.25	20.00	19.00	19.00	15.00
GROUNDNUTS (WITH SHELL)	KG.	200.00	200.00	200.00	130.00	170.00	190.00	150.00
MALTA/MOSAMBI	DOZ	0.00	0.00	0.00	0.00	0.00	0.00	0.00
KINNU	DOZ	0.00	0.00	0.00	0.00	0.00	0.00	0.00
APPLE	KG	105.00	100.00	90.00	110.00	126.67	115.00	100.00
ALOO BUKHARA	KG	0.00	0.00	0.00	0.00	0.00	0.00	0.00
POMEGRANATE (ANNAR)	KG	145.00	150.00	125.00	140.00	210.00	205.00	120.00
GRAPES	KG	110.00	200.00	157.50	120.00	188.33	190.00	240.00
BANANAS	DOZ	57.50	60.00	55.00	70.00	78.33	72.50	60.00
MANGO KALMI	KG	110.00	100.00	140.00	120.00	125.00	125.00	75.00
GUAVA	KG	52.50	60.00	55.00	20.00	75.00	90.00	80.00
WATERMELON (TURBOOZ)	KG	0.00	0.00	0.00	0.00	0.00	0.00	0.00
MUSKMELON (KHARBOOZA)	KG	0.00	0.00	0.00	0.00	0.00	0.00	0.00
SWEETMELON (GARMA)	KG	57.50	60.00	75.00	50.00	66.00	67.50	80.00
PULSE MASOOR (WHOLE)	KG.	130.00	140.00	120.00	115.00	120.00	127.50	130.00
PULSE MASOOR (WASHED)	KG.	160.00	150.00	155.00	140.00	137.50	142.50	130.00

Contd.

7.11 Intercity Consumer Prices September, 2015

Description	Unit	Wazira- bad	Sialkot	Faisal-abad	Jhang	Multan	Muzaffar- garh	D.G. Khan
PULSE MOONG (WASHED)	KG.	135.00	170.00	152.50	140.00	137.50	147.50	140.00
PULSE MASH (WASHED)	KG.	195.00	205.00	205.00	195.00	186.67	187.50	180.00
PULSE GRAM	KG.	105.00	112.50	107.50	100.00	115.83	105.00	110.00
GRAM WHOLE BLACK AV.QLTY.	KG.	105.00	110.00	105.00	100.00	102.50	102.50	110.00
GRAM WHOLE YELLOW AV.QLTY	KG.	100.00	130.00	105.00	100.00	105.83	117.50	100.00
BEANS (LAL LOBIA)	KG.	130.00	170.00	140.00	160.00	160.00	170.00	180.00
POTATOES	KG	50.00	40.00	42.50	17.50	27.50	37.50	40.00
ONION	KG	50.00	60.00	52.50	45.00	52.50	52.50	50.00
TURNIP	KG	0.00	0.00	0.00	0.00	0.00	0.00	0.00
RADISH	KG	25.00	40.00	23.75	17.50	40.00	40.00	60.00
TOMATOES	KG	60.00	60.00	51.25	55.00	54.17	47.50	50.00
CABBAGE	KG	0.00	0.00	0.00	0.00	0.00	0.00	0.00
CAULIFLOWER	KG	0.00	0.00	0.00	0.00	0.00	0.00	0.00
BRINJAL	KG	40.00	30.00	21.25	27.50	27.50	30.00	70.00
PUMPKIN	KG	0.00	0.00	0.00	0.00	0.00	0.00	0.00
BOTTLEGOURD	KG	40.00	50.00	51.25	40.00	38.33	37.50	50.00
LADY FINGER	KG	40.00	70.00	51.25	55.00	63.33	65.00	70.00
PEAS	KG	0.00	0.00	0.00	0.00	0.00	0.00	0.00
SPINACH	KG	30.00	40.00	46.25	22.50	37.50	32.50	30.00
TINDA	KG	50.00	95.00	120.00	75.00	111.67	105.00	80.00
TURAI	KG	40.00	50.00	62.50	50.00	55.00	55.00	40.00
KARAILA	KG	62.50	75.00	107.50	75.00	83.33	77.50	70.00
ARVI	KG	60.00	65.00	62.50	55.00	71.67	75.00	60.00
CHILLIES GREEN	KG	52.50	80.00	82.50	75.00	63.33	60.00	80.00
CARROT	KG	0.00	0.00	0.00	0.00	0.00	0.00	0.00
COCUMBER (KHEERA)	KG	60.00	90.00	117.50	85.00	124.00	120.00	120.00
LEMON	250GM	32.50	40.00	31.25	30.00	67.50	40.00	50.00
SUGAR REFINED	KG.	65.50	65.00	65.00	65.00	63.00	63.00	63.00
GUR AV.QLTY	KG.	80.00	100.00	85.00	100.00	92.50	92.50	95.00
HONEY LANGANESE 500 GM.	BOTTLE	830.00	692.00	820.00	840.00	850.00	850.00	925.00
MILO 200 GM.	BOTTLE	186.66	222.00	225.00	166.66	200.00	200.00	250.00
CUSTARD POWDER RAFHAN 300 GM.	PKT	75.00	75.00	75.00	75.00	75.00	75.00	75.00
TOFFEE (HILAL)	EACH	1.00	1.00	2.00	2.00	1.00	1.00	1.00
CHOWKELATE CANDY (SMALL SIZE)	EACH	5.00	5.00	5.00	5.00	5.00	5.00	5.00
SWEETMEAT (MIXED)	KG	280.00	260.00	255.00	280.00	291.67	280.00	290.00
ICE CREAM WALLS	CUP.	40.00	40.00	40.00	40.00	40.00	40.00	40.00
ICE	KG	5.00	10.00	10.00	10.00	4.00	3.50	6.00
JAM AHMED/MITCHELLES	BOTTLE	130.00	125.00	140.00	130.00	130.00	130.00	140.00
SQUASH-MITCHELLES	BOTTLE	145.00	135.00	155.00	160.00	160.00	160.00	160.00
ROOH AFZA	BOTTLE	150.00	150.00	160.00	150.00	150.00	150.00	150.00
JAM-E-SHIREEN	BOTTLE	155.00	160.00	160.00	150.00	160.00	160.00	160.00
SAUNF	50 GM	20.00	17.50	17.50	15.00	16.67	19.00	13.50
CINAMON LOOSE AV. QLTY	50 GM.	30.00	20.00	25.00	25.00	21.83	21.00	20.00
CUMINSEED WHITE NATIONAL	50 GM.	52.00	52.00	54.00	55.00	52.00	52.00	52.00
PEPPER BLACK NATIONAL	50 GM.	96.00	96.00	96.00	96.00	96.00	96.00	96.00
CLOVES LOOSE AV.QLTY	50 GM.	100.00	95.00	98.25	100.00	82.50	95.00	80.00
CARDAMOM LARGE LOOSE AV.QLTY	50 GM.	130.00	110.00	102.50	180.00	179.17	182.50	170.00
CARDAMOM SMALL AV.QLTY	50 GM.	90.00	100.00	77.50	90.00	82.50	92.50	80.00
SALT-POWDERED (LAHORI) LOOSE	KG.	10.00	10.00	9.00	10.00	10.00	10.00	10.00
SALT POWDERED (NATIONAL/SHAN)	PKT	25.00	25.00	25.00	25.00	25.00	25.00	25.00
CHILLIES POWD.NATIONAL 200GM	PKT	105.00	105.00	105.00	105.00	105.00	105.00	105.00
CHILLIES POWDER LOOS	KG.	280.00	260.00	250.00	280.00	245.00	245.00	240.00
CORRIANDER SEED POWD.NATIONAL	PKT	88.00	78.00	104.00	95.00	104.00	104.00	78.00
CORRIANDER SEED (LOOSE)	KG.	240.00	270.00	290.00	240.00	270.00	270.00	240.00
TURMERIC POWD.NATIONAL 50GM	PKT.	35.00	35.00	35.00	35.00	35.00	35.00	35.00
CURRY POWD. NATIONAL 200 GM	PKT.	87.00	87.00	87.00	87.00	87.00	87.00	87.00
TOMATO KETCHUP AHMED/MITCHL	BOTTLE	100.00	85.00	90.00	90.00	95.00	95.00	85.00
PICKLES AHMED/MITCHELLES	BOTTLE	100.00	100.00	120.00	105.00	110.00	110.00	95.00
VINEGAR SYNTHETIC (SIRKA)	BOTTLE	70.00	80.00	112.24	85.00	82.00	85.00	80.00

Contd.

7.11 Intercity Consumer Prices September, 2015

Description	Unit	Wazira- bad	Sialkot	Faisal-abad	Jhang	Multan	Muzaffar- garh	D.G. Khan
GARLIC	KG	150.00	175.00	187.50	130.00	156.67	132.50	200.00
GINGER	KG	195.00	200.00	200.00	200.00	185.00	200.00	200.00
TAPAL DANEDAR TEA 200GM PACKET	PKT	168.42	147.37	147.37	136.84	166.32	166.32	166.38
TEA LIPTON YELLOW LABEL 200GM.	PKT.	176.84	176.84	176.84	149.47	176.84	176.84	176.84
TEA LOOSE KENYA AV.QLTY 250GM.	PKT.	160.00	145.00	152.50	140.00	125.83	130.00	120.00
COFFEE-NESCAFE 75 GM. **	BOTTLE	340.00	295.00	360.00	340.00	350.00	350.00	350.00
COLD DRINK (STANDARD SIZ)	BOTTLE	25.00	25.00	25.00	25.00	20.00	20.00	25.00
FRUIT JUICE TETRA PACK	PKT.	25.00	15.00	20.00	20.00	18.00	18.00	15.00
MINERAL WATER NESTLE 1.5 LTR	BOTTLE	45.00	50.00	45.00	50.00	47.00	47.00	50.00
CIGARETTES K-2 10'S **	PKT	55.00	55.00	55.00	60.00	52.00	52.00	43.00
CIGARETTES CAPSTAN 10'S **	PKT	60.00	60.00	60.00	60.00	57.00	57.00	57.00
CIGARETTES GOLD LEAF 20'S	PKT	120.00	120.00	120.00	120.00	109.00	109.00	110.00
CIGARETTES MORVEN GOLD 20'S	PKT	60.00	60.00	60.00	60.00	57.00	57.00	57.00
BETEL LEAVES	50GM.	60.00	70.00	60.00	70.00	57.50	52.50	70.00
BETEL NUTS	KG.	280.00	400.00	360.00	420.00	310.00	310.00	350.00
LONG CLOTH 57" GUL AHMED/AL-KARAM	METER	172.50	135.00	237.50	350.00	250.00	250.00	250.00
SHIRTING AV.QLTY.	METER	150.00	175.00	125.00	300.00	210.00	190.00	210.00
PANT CLOTH W & WEAR AV.QLTY	METER	312.50	215.00	475.00	400.00	342.50	345.00	325.00
LAWN PRINTED GUL AHMED/AL-KARAM	METER	197.50	177.50	240.00	360.00	360.00	360.00	312.50
GEORGETTE AV.QLTY	METER	150.00	130.00	160.00	350.00	108.00	115.00	125.00
LINEN AV.QLTY ***	METER	100.00	140.00	140.00	250.00	250.00	225.00	137.50
HEAVY WT SUITING LAWERNCPUR AVG QLTY	METER	1050.00	925.00	1375.00	1700.00	1200.00	1200.00	1700.00
HEAVY WT SUITING LAWERNCPUR SUP QLTY	METER	2350.00	950.00	1525.00	2000.00	1950.00	1950.00	1950.00
TROPICAL SUITING LAW.PUR	METER	925.00	800.00	1100.00	1700.00	1200.00	1200.00	1100.00
PANT BOY 24"/26" LENGTH.	EACH	700.00	400.00	400.00	550.00	380.00	365.00	550.00
SHIRT BOY 24"/26" LENGTH	EACH	425.00	355.00	300.00	500.00	318.33	290.00	500.00
SCHOOL UNI. PANT,SHIRT BOYS	SUIT	1000.00	625.00	475.00	700.00	573.33	525.00	650.00
SCHOOL UNI. KAMEEZ,SHAL.BOYS	SUIT	1000.00	625.00	475.00	750.00	518.00	675.00	750.00
SCHOOL UNI. KAMEEZ,SHAL.GIRL	SUIT	900.00	575.00	562.50	700.00	516.67	675.00	750.00
FROCK W/WEAR GIRLS	EACH	875.00	700.00	700.00	1325.00	1433.33	1900.00	900.00
AWAMI-SUIT W & W(BOY) 24"/26	SUIT	1050.00	950.00	556.25	1250.00	815.00	825.00	1100.00
AWAMI-SUIT W&W (GENTS)AV.QLTY	SUIT	1050.00	1250.00	837.50	1400.00	1045.00	1425.00	1600.00
PULLOVER GENTS OXFORD/BON.	EACH	3050.00	3000.00	3100.00	3280.00	3250.00	2800.00	2600.00
PULLOVER LADIES OXFORD/BON.	EACH	2850.00	3000.00	2500.00	2300.00	2990.00	2600.00	2500.00
PULLOVER (GENTS) OTHERS A.QTY	EACH	550.00	650.00	687.50	700.00	1012.50	975.00	500.00
SECOND-HAND COAT FOR MEN	EACH	475.00	500.00	425.00	600.00	425.00	375.00	200.00
SECONDHAND SWEETER FOR MEN DUP QLTY	EACH	525.00	300.00	225.00	200.00	237.50	135.00	50.00
SECONDHAND WINTER JACKET	EACH	575.00	350.00	425.00	600.00	315.00	225.00	150.00
UNDERWEAR AV.QLTY MEDIUM SIZE	EACH	150.00	100.00	75.00	125.00	156.67	145.00	135.00
VEST FOR MEN AV.QLTY.	EACH	105.00	112.50	110.00	140.00	143.33	155.00	110.00
VEST/SHAMEEZ (WOMEN) AVG. QLTY	EACH	130.00	125.00	112.50	250.00	158.00	135.00	155.00
SOCKS NYLON (PAKISTANI)	PAIR	90.00	65.00	65.00	77.50	92.50	82.50	90.00
BRASSIER AV.QLTY.	EACH	127.50	175.00	125.00	245.00	149.17	110.00	135.00
BRASSIER SUP QLTY	EACH	270.00	462.50	340.00	595.00	336.67	210.00	350.00
DOPATTA GEORGETTE AV.QLTY.	EACH	235.00	275.00	231.25	400.00	226.67	250.00	275.00
DOPATTA COTTON AV GLTY	EACH	180.00	225.00	171.25	225.00	210.00	250.00	250.00
CHADDAR (W/WEAR) (2x2.5 MTR)	EACH	312.50	275.00	331.25	500.00	375.00	475.00	450.00
LUNGI/DHOTI(COTTON) AVG. QLTY	EACH	250.00	195.00	262.50	350.00	228.33	290.00	325.00
HANDKERCHIEF AVG. QLTY PAK	EACH	40.00	35.00	35.00	50.00	42.50	42.50	50.00
HANDKERCHIEF SUP. QLTY PAK	EACH	60.00	50.00	55.00	80.00	55.83	57.50	72.50
GLOVES AV QLTY	PAIR	70.00	85.00	77.50	120.00	96.67	110.00	160.00
AZARBAND COTTON AVG. QLTY	EACH	25.00	10.00	13.50	20.00	13.00	13.50	20.00
SEWING THREAD/REEL(ASLI PARI)	EACH	6.00	5.00	5.50	7.00	7.00	10.00	5.00
WASHING CHARGES PAINT & SHIRT	SUIT	150.00	150.00	65.00	100.00	115.00	105.00	70.00
DRY CLEANING SUIT COAT PANT	SUIT	400.00	400.00	307.50	300.00	283.00	262.50	250.00
WASHING CH. (KAMIZ-SHALWAR)	PAIR	90.00	100.00	65.00	80.00	77.00	80.00	60.00
TAILORING SHIRT	EACH	375.00	325.00	325.00	350.00	370.00	300.00	325.00
TAILORING CHARGES PANT (MEN)	EACH	600.00	625.00	500.00	600.00	470.00	475.00	750.00
TAILORING COAT-PANT SUIT	SUIT	3200.00	3250.00	3750.00	3600.00	3450.00	3450.00	3250.00

Contd.

7.11 Intercity Consumer Prices September, 2015

Description	Unit	Wazira- bad	Sialkot	Faisal-abad	Jhang	Multan	Muzaffar- garh	D.G. Khan
TAILORING AWAMI-SUIT (MALE)	SUIT	500.00	475.00	550.00	500.00	575.00	475.00	550.00
TAILORING SUIT FEMALE	SUIT	400.00	500.00	375.00	500.00	335.00	350.00	500.00
GENTS SHOES PAUL BATA	PAIR	1199.00	1199.00	1199.00	1199.00	1199.00	1199.00	1199.00
GENTS SANDAL BATA	PAIR	699.00	699.00	699.00	699.00	699.00	699.00	699.00
GENTS SPOUNG CHAPPAL BATA	PAIR	179.00	179.00	179.00	179.00	179.00	179.00	179.00
LADIES SANDAL BATA	PAIR	499.00	499.00	499.00	499.00	499.00	499.00	499.00
LADIES SPOUNG CHAPPAL BATA	PAIR	179.00	179.00	179.00	179.00	179.00	179.00	179.00
CHILD SHOE POWER LITE BATA	PAIR	599.00	599.00	599.00	599.00	599.00	599.00	599.00
GENTS SHOE, ART 1109 SERVICE	PAIR	999.00	999.00	999.00	999.00	999.00	999.00	999.00
NYLON JOGGER 27 SIZE 2-5 ***	PAIR	1299.00	1299.00	1299.00	1299.00	1299.00	1299.00	1299.00
CHINA FOOT WEAR AV. QLTY (MALE) *	PAIR	650.00	475.00	525.00	900.00	516.67	525.00	450.00
CHINA FOOT WEAR AV. QLTY (FEMALE) *	PAIR	500.00	325.00	325.00	800.00	325.00	325.00	325.00
CHINA FOOT WEAR AV. QLTY (CHILDREN) *	PAIR	400.00	325.00	250.00	500.00	275.00	225.00	275.00
SHOE REPAIR HALF SOLE	PAIR	120.00	60.00	130.00	125.00	126.67	72.50	75.00
SHOES POLISH CHARGES AVERAGE SHOP	PAIR	15.00	10.00	17.50	20.00	17.50	17.50	20.00
HOUSE RENT (combined)	MONTH	3119.00	5850.00	5527.00	4360.00	6458.00	4538.00	3919.00
rent 2	pm	3119.00	5850.00	5527.00	4360.00	6458.00	4538.00	3919.00
RENT3	PM	3119.00	5850.00	5527.00	4360.00	6458.00	4538.00	3919.00
RENT4	PM	3119.00	5850.00	5527.00	4360.00	6458.00	4538.00	3919.00
RENT5	PM	3119.00	5850.00	5527.00	4360.00	6458.00	4538.00	3919.00
RENT6	PM	3119.00	5850.00	5527.00	4360.00	6458.00	4538.00	3919.00
SYNTHETIC ENEMAL ROBIALAC BALTI 3.64 LTR.	EACH	1700.00	2093.00	1840.00	1900.00	2192.00	2191.00	1672.00
SYNTHETIC ENEMAL ICI BALTI 3.64 LTR.	EACH	2138.00	2080.00	1860.00	1900.00	2185.00	2185.00	1749.00
CEMENT (LOCAL) SPECIFY BRAND NAME	BAG	500.00	510.00	504.00	520.00	500.00	500.00	500.00
BRICKS (NEW) IST CLASS	P/1000	7800.00	9000.00	6800.00	6600.00	6500.00	6000.00	5500.00
CEMENT BLOCKS (6"x8"x12")	P/100	0.00	0.00	0.00	0.00	0.00	0.00	0.00
BAJREE	100CFT	5000.00	5900.00	5250.00	3850.00	5000.00	3500.00	2600.00
SAND (BLACK PIT SAND)	K100CFT	2000.00	3450.00	3250.00	2500.00	2000.00	1600.00	1800.00
TIMBER SHESHAM LOG IST QUALITY	cubmt.	52111.00	39500.00	63558.00	42377.00	77680.00	63558.00	52900.00
IRON BAR (M.S. BAR) 1/2"	P/TON	66000.00	66000.00	68000.00	66500.00	68000.00	66000.00	65500.00
CARPENTER WAGE RATE	P/DAY	750.00	825.00	600.00	800.00	800.00	725.00	900.00
MASON (RAJ) WAGE RATE	P/DAY	850.00	1050.00	800.00	800.00	800.00	700.00	900.00
UNSKILLED LABOUR WAGE RATE	P/DAY	500.00	650.00	475.00	400.00	475.00	400.00	475.00
PLUMBER WAGE RSTE	P/DAY	750.00	0.00	625.00	800.00	800.00	700.00	900.00
ELECTICIAN WAGE RATE PER DAY **	P/DAY	700.00	0.00	0.00	800.00	0.00	0.00	0.00
ELECTICIAN WAGE RATE PER POINT **	P/PNT	150.00	137.50	115.00	85.00	95.00	80.00	70.00
WATER CHARGES PER HOUSE	P/MONTH	70.00	100.00	128.75	60.00	100.00	0.00	75.00
ELECT.CHARGES UPTO 50 UNITS	P/UNIT	2.00	2.00	2.00	2.00	2.00	2.00	2.00
ELECT.CHARGES 01 - 100 UNIT	P/UNIT	6.18	6.18	6.18	6.18	6.18	6.18	6.18
ELECT.CHARGES 101 - 300 UNIT	P/UNIT	9.54	9.54	9.54	9.54	9.54	9.54	9.54
ELECT.CHARGES 301 - 1000 UNIT	P/UNIT	16.39	16.39	16.39	16.39	16.39	16.39	16.39
ELECT.CHARGES ABOVE 1000 UNIT	P/UNIT	18.39	18.39	18.39	18.39	18.39	18.39	18.39
ELEC	PM	10.50	10.50	10.50	10.50	10.50	10.50	10.50
GAS CHRg upto 3.3719 MMBUT	MMBTU	128.70	128.70	128.70	128.70	128.70	128.70	128.70
GAS CHRg 3.3719 - 6.7438 MMBUT	MMBTU	257.40	257.40	257.40	257.40	257.40	257.40	257.40
GAS CHRg 6.7438 - 10.1157 MMBUT	MMBTU	257.40	257.40	257.40	257.40	257.40	257.40	257.40
GAS CHRg10.1157 - 13.4876 MMBUT	MMBTU	702.00	702.00	702.00	702.00	702.00	702.00	702.00
GAS	PM	702.00	702.00	702.00	702.00	702.00	702.00	702.00
GAS	PM	409.50	409.50	409.50	409.50	409.50	409.50	409.50
KEROSENE OIL	LTR	78.00	89.00	75.00	85.00	79.00	81.00	90.00
FIREWOOD WHOLE	40 KG.	600.00	675.00	600.00	500.00	555.00	525.00	500.00
CHAIR SHESHAM WOOD WITH ARMS **	EACH	2200.00	1950.00	1450.00	2000.00	1770.00	1550.00	1500.00
CHAIR PLASTIC (CHAIRMAN) AVERAGE QUALITY	EACH	500.00	600.00	725.00	725.00	675.00	650.00	575.00
TABLE SHESHAM WOOD (4X2X5") ***	EACH	10250.00	6500.00	4750.00	3700.00	4800.00	4500.00	3000.00
SOFASET WOODEN WITH FOAM SEAT **	SET	20000.00	13500.00	17500.00	18000.00	13875.00	12250.00	16000.00
COT IRON (WITH NIWAR)AV.QLTY.	EACH	1700.00	2000.00	2250.00	2200.00	1850.00	1750.00	1700.00
ALMIRAH (STEEL) 6'X3' 20 GUAGE	EACH	9000.00	8650.00	9750.00	8000.00	7000.00	7000.00	9000.00
DINNING TABLE 6 CHAIRS A.QLTY	SET	24000.00	13100.00	17500.00	27000.00	19250.00	17500.00	21000.00
SINGLE BED WITHOUT FOAM MED.	EACH	9000.00	5500.00	4750.00	8000.00	6125.00	4900.00	4750.00

Contd.

7.11 Intercity Consumer Prices September, 2015

Description	Unit	Wazira- bad	Sialkot	Faisal-abad	Jhang	Multan	Muzaffar- garh	D.G. Khan
MATRESS SINGLE(4"THICK)	EACH	5200.00	3900.00	4970.00	5240.00	5200.00	5200.00	5500.00
FARSHI DARI 12'X9' AV.QLTY	EACH	925.00	975.00	1125.00	2500.00	1200.00	1300.00	1000.00
DARI COTTON (6'x2 1/2') AV.QL	EACH	450.00	400.00	512.50	550.00	450.00	600.00	400.00
CARPET PLAIN AV. QLTY	SQFT.	41.00	35.00	57.50	35.00	31.83	30.00	25.00
QUILT (LIHAF) 3 KG. COTTON	EACH	1050.00	775.00	1000.00	1200.00	956.25	725.00	500.00
BLANKET (90" x 54")	EACH	2500.00	2450.00	4750.00	4200.00	3750.00	3750.00	2500.00
BEDSHEET SINGLE BED SUP.QLTY	EACH	375.00	425.00	825.00	700.00	633.33	525.00	650.00
BED SHEET DOUBLE WITH TWO PILLOW COVERS SUP QLTY	SET	800.00	1100.00	1625.00	1200.00	1258.33	1150.00	1100.00
TOWEL(3'x2') AV. QALTY	EACH	175.00	125.00	180.00	250.00	242.00	235.00	200.00
CEILING FAN 48" SUPER QLTY **	EACH	2400.00	2400.00	2895.00	2850.00	3495.00	3095.00	3095.00
PEDESTAL FAN 22" SUPER QLTY	EACH	3500.00	3300.00	4500.00	4500.00	5550.00	4750.00	4600.00
REFG. DAWLENCE 10 CFT. D.DOOR	EACH	31000.00	36200.00	29400.00	29900.00	30300.00	30300.00	31500.00
D-FREEZER WAVES 8 CFT.	EACH	31000.00	29400.00	28500.00	32000.00	30400.00	30400.00	31000.00
AIRCONDITIONER 1.5 TON PEL	EACH	40000.00	44000.00	41000.00	41500.00	40000.00	40000.00	42000.00
SPLIT AIR CONDITIONER 1.5 TON (SPECIFY BRAND NAME)	EACH	46000.00	41000.00	44000.00	49980.00	49400.00	49400.00	49500.00
AIRCOOLER SUPER ASIA	EACH	12500.00	10000.00	12000.00	13500.00	13000.00	13000.00	14500.00
WASHING MACHINE SINGER	EACH	15600.00	15600.00	16600.00	15880.00	15600.00	15600.00	15650.00
SEWING MACHINE(SINGER)	EACH	5860.00	5895.00	6190.00	6495.00	6772.50	6795.00	6695.00
GIZER LARGE SIZE 30 GALLON CAPACITY SUP QLTY	EACH	19400.00	13750.00	19500.00	22500.00	22400.00	22400.00	21400.00
GAS BURNER DOUBLE SPFY.BRAND	EACH	1350.00	1350.00	1550.00	2000.00	1475.00	1550.00	1300.00
ELECT. IRON PHILIPS MDL.1120	EACH	2200.00	1450.00	1780.00	1500.00	2200.00	1600.00	2100.00
ELECTRIC JUICER FOR APPLE	EACH	4500.00	6000.00	5750.00	7875.00	8400.00	8200.00	4000.00
S.STEEL DEGHCHI MEDIUM SIZE ***	EACH	650.00	430.00	575.00	400.00	767.50	400.00	350.00
ALUMINIUM COOKING PAN (DEGCHI) MED SIZE	EACH	480.00	460.00	475.00	550.00	296.25	285.00	350.00
NON STICK COOKING PAN (DEGCHI) SUP. QLTY	EACH	1500.00	675.00	1100.00	870.00	765.71	650.00	800.00
FRYING PAN STEEL AVG. QLTY MED. SIZE	EACH	500.00	310.00	325.00	400.00	295.00	195.00	375.00
TAWA IORN (MEDIUM SIZE) AVG. QLTY	EACH	275.00	275.00	225.00	275.00	210.00	210.00	200.00
S.STEEL PLATE A.QLTY.(M.SIZE)	EACH	82.50	67.50	57.50	80.00	75.00	55.00	60.00
TABLE SPOON S.STEEL SUP.QLTY.	DOZEN	350.00	305.00	375.00	500.00	275.83	245.00	350.00
WATER SET JUG+6 GLASSES (OMROC)	SET	350.00	737.50	725.00	500.00	450.00	475.00	400.00
TEA SET PAK. CHINAWARE 21 PCS.	SET	1600.00	1025.00	1500.00	2000.00	1637.50	1875.00	2000.00
DINNER SET PLASTIC 72 PIECES SUPERIOR QLTY	SET	5500.00	2750.00	8250.00	4700.00	4675.00	4750.00	6000.00
HOTPOT SET PLASTIC 3 PCS.	SET	825.00	825.00	1212.50	1375.00	1275.00	1050.00	1600.00
BUCKET(BALTI) PLASTIC MED.SIZ	EACH	250.00	205.00	325.00	310.00	290.00	255.00	350.00
LOTA PLASTIC (MED SIZE) AVERAGE QUALITY	EACH	40.00	40.00	40.00	50.00	49.17	55.00	60.00
PRESURE COOKER 4 LTR.	EACH	1750.00	912.50	1250.00	1700.00	1650.00	1650.00	1450.00
WATER COOLER 9/10 LTR.PLASTIC ***	EACH	612.50	450.00	675.00	950.00	553.00	575.00	600.00
THERMOS STARVAC 1 LTR	EACH	500.00	600.00	431.25	450.00	450.00	450.00	500.00
BULB PHILIPS 100-WATTS	EACH	30.00	25.00	25.00	30.00	30.00	30.00	30.00
TUBE LIGHT PHILIPS 40 WATTS	EACH	100.00	95.00	97.50	95.00	100.00	100.00	95.00
ELECTRIC BLUBS "0" WATTE LOCAL	EACH	18.00	20.00	20.00	20.00	20.00	20.00	20.00
ELECTRIC BLUB ENERGY SAVER 14 WATTS	EACH	160.00	155.00	162.50	140.00	165.00	165.00	165.00
WASHING SOAP 250 GMS SPECIFY BRAND NAME	EACH	38.00	20.00	25.00	20.00	22.00	20.00	25.00
SURF EXCEL 400 GMS POLY BAG	EACH	125.00	125.00	125.00	125.00	125.00	125.00	125.00
WASHING POWDER 1000 GRM	EACH	185.00	185.00	185.00	185.00	185.00	185.00	185.00
WASHING POWDER (WHEEL/ BONUS) 100 GRAMS	EACH	90.00	95.00	95.00	90.00	95.00	95.00	95.00
CLEANSER POWDER VIM 1000 GM	PKT.	77.78	70.00	72.22	72.22	77.78	77.78	72.22
FINIS 500 ML	BOTTLE	193.75	193.75	195.00	185.00	200.00	200.00	195.00
PHNYLE TYPHONE/FINIS/CARRANITE 3 LITRES	BOTTLE	130.00	120.00	145.00	169.09	165.00	165.00	170.00
HARPIC	BOTTLE	145.00	145.00	145.00	145.00	145.00	145.00	145.00
BOOT POLISH CHERRY/KIWI 50ML	EACH	111.11	100.00	100.00	100.00	119.05	119.05	100.00
ROBIN BLUE (35 GRAMS)	PKT.	50.00	50.00	45.00	50.00	50.00	50.00	50.00
TISSU PAPER PERFUMED 100 PCS.	PKT	105.00	100.00	95.00	95.00	105.00	105.00	105.00
TOILET PAPER ROLL (R.PETEL)	P/ROLL	38.00	40.00	38.00	38.00	40.00	40.00	38.00
BOOT POLISH LIQUID CHEERY BLOSSOM KIWI 75 ML	BOTTLE	150.00	125.00	150.00	145.00	150.00	150.00	150.00
MATCH BOX SMALL	EACH	1.00	2.00	2.50	2.00	2.00	2.00	2.00
DRY CELL 1.5 VOLT(LOCAL)	EACH	19.00	15.00	25.00	25.00	25.00	25.00	25.00
HAND STITCHING NEEDLE M.SIZE	PACKET	5.00	10.00	9.00	10.00	10.00	10.00	7.00
SEWING MACHINE NEEDLE (SINGER)	EACH	6.00	8.00	7.00	6.00	8.60	8.60	5.00

Contd.

7.11 Intercity Consumer Prices September, 2015

Description	Unit	Wazira- bad	Sialkot	Faisal-abad	Jhang	Multan	Muzaffar- garh	D.G. Khan
HOUSEHOLD SERVANT FEMALE P/T	P/MNTH	1500.00	1050.00	2250.00	2850.00	1500.00	1200.00	1350.00
MARRIAGE HALL WITH FURNITURE	P/HEAD	105.00	77.50	130.00	150.00	84.17	72.50	110.00
SEPTRAN TABLETS	10TAB.	16.00	16.00	15.00	16.00	16.00	16.00	16.10
BRUFEN TABS 200-MG.	10TAB.	10.00	10.00	10.00	10.00	10.00	10.00	10.00
PANADOL TAB. EXTRA/PLAIN	10TAB.	10.00	10.00	10.00	10.00	10.00	10.00	10.00
DISPRIN TAB.	10TAB.	10.00	10.00	10.00	10.00	10.00	10.00	10.00
TRISIL TAB.	10 TAB	10.00	10.00	10.00	10.00	10.00	10.00	10.00
FLAGYL TAB. 200 MG.	10TAB.	10.00	10.00	10.00	10.00	10.00	10.00	10.00
VENTOLIN TAB. 2MG.	10TAB.	9.00	9.00	9.00	9.00	9.00	9.00	9.00
DAONIL TAB. 5 MG.	10TAB.	17.00	17.00	17.00	17.00	17.00	17.00	17.00
ENTOX TAB.	10TAB.	10.00	10.00	10.00	10.00	10.00	10.00	10.00
RENITEC TAB. 5 MG.	10TAB.	59.00	59.00	59.00	59.00	59.00	59.00	59.00
CAC. 1000 TAB	BOTTLE	122.00	122.00	122.00	122.00	122.00	122.00	122.00
AMOXIL CAPSOLE 250 MG.S	10CAP.	36.00	36.00	36.00	36.00	36.00	36.00	36.00
CALCIUM SYRUP SANDOZ	BOTTLE	64.00	64.00	64.00	64.00	64.00	64.00	64.00
LEDERPLEX SYRUP	BOTTLE	35.00	35.00	35.00	35.00	35.00	35.00	35.00
SANCOS SYRUP (50 ML.)	BOTTLE	30.00	30.00	30.00	30.00	30.00	30.00	30.00
PHENERGAN SYRUP 120 ML.	BOTTLE	33.00	33.00	33.00	33.00	33.00	33.00	33.00
CALPOL SYRUP 60 ML.	BOTTLE	28.00	28.00	28.00	28.00	28.00	28.00	28.00
HYDRYLLIN SYRUP 120 ML.	BOTTLE	65.00	65.00	65.00	65.00	65.00	65.00	65.00
POLYFAX EYE OINTMENT	TUBE	21.00	21.00	21.00	21.00	21.00	21.00	21.00
BETNESOL EYE DROPS	BOTTLE	33.89	33.89	33.89	33.89	33.89	33.89	33.89
EAR DROPS (CARDISPORINE) ***	BOTTLE	21.00	21.00	21.00	21.00	21.00	21.00	21.00
BETNOVATE-N OINTMENT 5 GMS	TUBE	16.00	16.00	16.00	16.00	16.00	16.00	16.00
BURNOL CREAM 30 GRM	TUBE	16.00	16.00	16.00	16.00	16.00	16.00	16.00
VICKS VAPORUB/BALM	BOTTLE	36.00	36.00	36.00	36.00	36.00	36.00	36.00
GLYCRINE SMALL BOTTLE	BOTTLE	17.00	17.50	20.00	30.00	20.00	20.00	20.00
JOUHAR JOSHANDA	PKT.	8.00	8.00	8.00	8.00	8.00	8.00	8.00
GALXOS-D (450 GRMS)	PKT.	157.50	151.88	168.75	168.75	168.75	168.75	168.75
GRIPE-WATER WOODWARDS	BOTTLE	55.00	55.00	55.00	55.00	55.00	55.00	55.00
SANIPLAST ONE PUTTY	EACH	2.00	1.40	2.00	2.00	1.40	1.40	1.40
O.R.S. (NIMCOL)	PKT.	17.00	15.00	17.00	15.00	17.00	17.00	17.00
DETTOL (MEDIUM)	BOTTLE	46.80	46.80	46.80	46.80	46.80	46.80	46.80
COTTON BANDAGE 2" - 4"	EACH	7.00	5.00	7.50	8.25	7.00	10.00	7.00
THERMOMETER CHINA	EACH	30.00	40.00	42.50	35.00	42.50	57.50	40.00
DOCTOR (MBBS) CLINIC FEE	P/PAT.	100.00	100.00	90.00	300.00	100.00	100.00	100.00
URINE TEST (DR) CHARGES	P/TEST	100.00	150.00	55.00	60.00	75.00	55.00	100.00
BLOOD TEST (CP) CHARGES	P/TEST	300.00	350.00	225.00	200.00	290.00	225.00	350.00
SUGAR TEST (RANDOM/FASTING BOTH) CHARGES	P/TEST	200.00	200.00	180.00	120.00	122.50	100.00	140.00
ECG CHARGES	P/TEST	200.00	150.00	200.00	200.00	300.00	125.00	275.00
X-RAY (CHEST) CHARGES	P/X-RAY	300.00	200.00	350.00	400.00	250.00	200.00	350.00
CAR SUZUKI 800 CC (W/O. A/C)	EACH	0.00	625000.00	652800.00	640000.00	655400.00	0.00	651800.00
CAR SUZUKI 1000 CC	EACH	0.00	1078300.00	1092800.00	1059000.00	1082800.00	0.00	1077300.00
CAR TOYOTA 1300 CC	EACH	0.00	1561500.00	1520500.00	1770500.00	1645500.00	0.00	1686000.00
CAR HONDA CIVIC	EACH	0.00	2027500.00	0.00	1700000.00	2072000.00	0.00	0.00
MOTORCYCLE HONDA CD-70.	EACH	63500.00	63500.00	63500.00	63500.00	66242.86	63500.00	63500.00
MOTORCYCLE YAMAHA 100CC.	EACH	79300.00	79300.00	79300.00	79300.00	80000.00	80000.00	79300.00
MOTOR CYCLE HERO 70 CC	EACH	42500.00	45000.00	47500.00	44500.00	47500.00	0.00	45000.00
BICYCLE WITH TYRES & TUBES	EACH	7000.00	7300.00	7600.00	8200.00	7500.00	7500.00	7750.00
TYRE CAR WITH TUBE GENERAL	EACH	3000.00	3000.00	3650.00	4300.00	2800.00	2900.00	2800.00
TYRE MOTOR CYCLE WITHOUT TUBE	EACH	1200.00	1120.00	1250.00	960.00	970.00	990.00	850.00
TYRE CYCLE SPECIFY BRAND NAME	EACH	330.00	375.00	425.00	360.00	325.00	325.00	320.00
TYRE CAR W/O TUBE	EACH	2700.00	2900.00	3600.00	4000.00	2800.00	0.00	2800.00
PETROL SUPER	LITRE	73.76	73.76	73.76	73.76	73.76	73.76	73.76
HIGH SPEED DIESEL HSD	LITRE	82.04	82.04	82.04	82.04	82.04	82.04	82.04
CNG	K.G.	67.50	67.50	67.50	0.00	67.50	67.50	0.00
GAS CYLINDER STAND. SIZE	EACH	935.00	990.00	975.00	1000.00	880.00	990.00	1050.00
MOTOR CYCLE SERVICE CHARGES	EACH	280.00	175.00	225.00	270.00	235.00	240.00	200.00
CAR SERVICE CHARGES	EACH	250.00	400.00	300.00	300.00	275.00	225.00	225.00

Contd.

7.11 Intercity Consumer Prices September, 2015

Description	Unit	Wazira- bad	Sialkot	Faisal-abad	Jhang	Multan	Muzaffar- garh	D.G. Khan
TYRE PUNCTURE CHARGES	EACH	50.00	100.00	70.00	50.00	70.00	65.00	30.00
CYCLE OVERHAULING CHARGES	EACH	200.00	350.00	275.00	400.00	281.00	290.00	275.00
CAR TAX FOR 800CC TO 1300CC	YEARLY	2650.00	2650.00	2650.00	2650.00	2650.00	2650.00	2650.00
TRAIN FARE ECO. 1-100 KM.	P/KM.	0.68	0.68	0.68	0.68	0.68	0.68	0.68
TRAIN FARE ECO. 101-500 KM.	P/KM.	0.98	0.98	0.98	0.98	0.98	0.98	0.98
TRAIN FARE ECO. > 500 KM.	P/KM.	0.89	0.89	0.89	0.89	0.89	0.89	0.89
TRAIN FARE IST SLP. 1-100KM	P/KM.	2.10	2.10	2.10	2.10	2.10	2.10	2.10
TRAIN FARE IST SLP.101-500 KM	P/KM.	2.59	2.59	2.59	2.59	2.59	2.59	2.59
TRAIN FARE IST SLP. > 500 KM	P/KM.	1.99	1.99	1.99	1.99	1.99	1.99	1.99
TRAIN FARE A/C SLP. 1-100KM.	P/KM	5.76	5.76	5.76	5.76	5.76	5.76	5.76
TRAIN FARE A/C SLP.101-500KM	P/KM.	4.59	4.59	4.59	4.59	4.59	4.59	4.59
TRAIN FARE A/C SLP > 500KM.	P/KM	4.16	4.16	4.16	4.16	4.16	4.16	4.16
PLATEFORM TICKET	EACH	10.00	10.00	10.00	10.00	10.00	10.00	10.00
AUTO RICKSHAW FARES	KM/MIN	50.00	60.00	65.00	50.00	30.00	30.00	70.00
FULL TONGA CHARGES	KM/MIN	60.00	60.00	75.00	80.00	49.38	50.00	56.00
TAXI 4 SEATER FARE	KM/MIN	100.00	100.00	60.00	100.00	100.00	100.00	50.00
BUS FARE MIN (WITHIN CITY)	TICKET	10.00	0.00	15.00	0.00	11.00	0.00	0.00
BUS FARE MAX (WITHIN CIT	TICKET	15.00	0.00	30.00	0.00	23.00	0.00	0.00
BUS FARE OUTSIDE CITY	P/KM.	0.93	0.93	0.93	0.93	0.93	0.93	0.93
A/C BUS FARE OUTSIDE CITY	P/KM.	1.45	1.11	1.74	1.56	1.40	1.40	1.40
MINIBUS FARE MIN.WITH IN CITY	TICKET	10.00	0.00	0.00	0.00	11.00	0.00	0.00
MINIBUS FARE MAX.WITH IN CITY	TICKET	10.00	0.00	0.00	0.00	24.00	0.00	0.00
SUZUKI FARE MIN.WITH IN CITY	TICKET	0.00	15.00	15.00	15.00	11.00	0.00	8.00
SUZUKI FARE MAXIMUM W.IN CITY	TICKET	0.00	20.00	27.50	20.00	23.00	0.00	8.00
AIR FARE ECONOMY CLASS.	P/KM.	0.00	0.00	19.26	0.00	19.26	0.00	0.00
POSTAL ENVELOPE DOMESTIC	EACH	8.00	8.00	8.00	8.00	8.00	8.00	8.00
ENVELOPE FOR SAUDI ARABIA	EACH	50.00	50.00	50.00	50.00	50.00	50.00	50.00
POSTAL REGISTRATION CHARGES	EACH	28.00	28.00	28.00	28.00	28.00	28.00	28.00
U.M.S. REG CHARGES MIN.	EACH	59.00	59.00	58.00	58.00	59.00	59.00	59.00
T.C.S. CH. MIN.WITH IN ZONE	EACH	110.00	110.00	150.00	150.00	150.00	150.00	150.00
TELEPHONE CHARGES LOCAL CALL	P/CALL	3.94	3.94	3.94	3.94	3.94	3.94	3.94
TEL CHARGES OUT SIDE CITY	P/CALL	3.94	3.94	3.94	3.94	3.94	3.94	3.94
INTERNET CHARGES	P/HOUR	20.00	25.00	22.50	50.00	20.00	22.50	20.00
MOBILE CELL CHARGES	P/UNIT	3.00	3.06	3.00	3.00	3.00	4.00	3.00
FAX CHARGES (LOCAL)	P/PAGE	30.00	10.00	12.50	30.00	10.00	15.00	15.00
TELEPHONE SET AV. QLTY	EACH	475.00	300.00	475.00	900.00	775.00	475.00	900.00
MOBILE SET NOKIA/SONY/ERICSON/SAMSUNG WITHOUT CAMERA	EACH	4250.00	2600.00	2200.00	2975.00	3250.00	3250.00	2600.00
T.V. 20" COLORED WEGA H-A21.	EACH	18500.00	20000.00	24500.00	16500.00	23500.00	23500.00	23500.00
T.V 20" COLOR CHINA/KORIA)	EACH	7000.00	13500.00	16350.00	11900.00	14500.00	15000.00	14900.00
V.C.P. PANASONIC/LG/NAT	EACH	0.00	5450.00	5750.00	0.00	5000.00	0.00	5000.00
DVD/VCD PLAYER PANASONIC/LG	EACH	4100.00	4500.00	4000.00	4000.00	4500.00	4200.00	4000.00
RADIO WITH C.PLAYER NATIONAL	EACH	2500.00	2250.00	2175.00	1650.00	3333.33	0.00	3000.00
PERSONNEL COMPUTER (BRANDED)	EACH	37500.00	35000.00	38820.00	45000.00	48200.00	48200.00	35000.00
VID. CASSETTE BLK. TDK/SONY	EACH	0.00	100.00	150.00	0.00	180.00	170.00	150.00
COM. C.D. (TDK/IMATION)	EACH	35.00	42.50	67.50	40.00	60.00	60.00	60.00
TAPE RECORDER CASSETTE BLANK	EACH	35.00	30.00	65.00	60.00	50.00	42.50	40.00
VIDEO GAME SEGA 16 BYTE	EACH	0.00	1250.00	1500.00	1150.00	1300.00	0.00	1600.00
CINEMA A/C. HIGH CLASS	TICKET	0.00	40.00	150.00	0.00	150.00	0.00	0.00
CINEMA NON-A/C HIGH CLASS	TICKET	0.00	40.00	100.00	50.00	80.00	40.00	35.00
CABLE CHARGES	PER MONT	300.00	250.00	300.00	300.00	300.00	275.00	350.00
TV.LICENCE FEE DOMESTIC	YEARLY	420.00	420.00	420.00	420.00	420.00	420.00	420.00
ENGLISH BOOK CLASS V1	EACH	78.00	78.00	78.00	78.00	78.00	78.00	78.00
ENGLISH BOOK CLASS IX OR X	EACH	130.00	130.00	130.00	130.00	130.00	130.00	130.00
ENG. BOOK IST.YR COMPLETE SET	EACH	84.00	84.00	84.00	84.00	84.00	84.00	84.00
ENGLISH BOOK BA/B.SC	EACH	178.00	178.00	178.00	178.00	178.00	178.00	178.00
URDU BOOK CLASS V (T.B.BORD)	EACH	71.00	71.00	71.00	71.00	71.00	71.00	71.00
URDU BOOK CLASS IX/X(T.B.B)	EACH	137.00	137.00	137.00	137.00	137.00	137.00	137.00
URDU BOOK IST.YEAR/INTER	EACH	53.00	53.00	53.00	53.00	53.00	53.00	53.00
URDU BOOK BA/B.SC	EACH	140.00	140.00	140.00	140.00	140.00	140.00	140.00
MATHS BOOK CALSS V (T.B.B)	EACH	84.00	84.00	84.00	84.00	84.00	84.00	84.00
MATHS BOOK CLASS IX OR X	EACH	270.00	270.00	270.00	270.00	270.00	270.00	270.00
MATHS BOOK IST.YEAR (T.B.B)	EACH	156.00	156.00	156.00	156.00	156.00	156.00	156.00
PAKISTAN STUDIES BOOK BA/B.SC	EACH	125.00	125.00	125.00	125.00	125.00	125.00	125.00
DAILY "DAWN"	P/COPY	19.00	19.00	19.00	19.00	19.00	19.00	19.00

Contd.

7.11 Intercity Consumer Prices September, 2015

Description	Unit	Wazira- bad	Sialkot	Faisal-abad	Jhang	Multan	Muzaffar- garh	D.G. Khan
DAILY "JANG"	P/COPY	12.00	12.00	12.00	12.00	12.00	12.00	12.00
DAILY "NAWA-E-WAQT"	P/COPY	12.00	12.00	12.00	12.00	12.00	12.00	12.00
WEEKLY "AKHBAR-E-JAHAN"	P/COPY	55.00	55.00	55.00	55.00	55.00	55.00	55.00
WEEKLY "MAG"	P/COPY	45.00	45.00	45.00	45.00	45.00	45.00	45.00
MONTHLY "NAUNEHAL DIGEST"	P/COPY	35.00	35.00	35.00	35.00	35.00	35.00	35.00
PAPER FOOLSCAPE (27"x17")	QUIRE	30.00	30.00	45.00	55.00	37.50	32.50	27.50
EXERCISE.BOOK LINED 80/100 PGS	EACH	40.00	80.00	57.50	60.00	32.50	27.50	27.50
PENCILGOLDFISH/DEER	EACH	7.00	7.00	6.00	6.00	6.50	6.00	6.00
PEN INK DOLLOR 57 ML BOTTLE	EACH	20.00	25.00	20.00	20.00	20.00	20.00	20.00
PHOTOSTATE PAPER 70 GM	PRT	360.00	275.00	345.00	330.00	267.50	330.00	360.00
BALL PEN (local)	EACH	5.00	5.00	5.00	6.00	5.83	6.00	6.00
FOUNTAIN PEN HERO/WINGS/CHINA	EACH	40.00	40.00	50.00	50.00	45.00	50.00	35.00
PRIVATE SCHOOL FEE ENGLISH MEDIUM AVERAGE STANDARD (CLASS I)	P/MONTH	1100.00	900.00	1800.00	1400.00	2016.67	766.67	1300.00
PRIVATE SCHOOL FEE ENGLISH MEDIUM AVERAGE STANDARD (CLASS V)	P/MONTH	1300.00	1000.00	2000.00	1400.00	2250.00	833.33	1350.00
PRIVATE SCHOOL FEE ENGLISH MEDIUM AVERAGE STANDARD (CLASS VI)	P/MONTH	1500.00	1000.00	2000.00	1550.00	2416.67	966.67	1400.00
PRIVATE SCHOOL FEE ENGLISH MEDIUM AVERAGE STANDARD (CLASS X)	P/MONTH	1700.00	1200.00	2200.00	1650.00	2683.33	1400.00	2250.00
PRIVATE MEDICLLE COLLEGE FEE MBBS (1ST YEAR)	P/MONTH	0.00	0.00	25000.00	0.00	48750.00	0.00	0.00
PRIVATE ENGINEERING COLLEGE FEE (ISTR YEAR)	P/MONTH	0.00	0.00	3200.00	0.00	0.00	0.00	0.00
GOVT. COLLEGE FEE 1ST. YEAR	MONTH	50.00	50.00	50.00	50.00	50.00	50.00	50.00
GOVT. COLLEGE FEE 4TH. YEAR	MONTH	60.00	60.00	60.00	60.00	60.00	60.00	60.00
GOVT. UNIVERSITY FEE MSC.	MONTH	77.50	0.00	70.00	115.00	217.00	217.00	330.00
GOVT. MED. COLLEGE FEE MBBS	MONTH	873.00	0.00	1250.00	0.00	1250.00	873.00	1250.00
GOVT. ENGG. COLL. FEE I YEAR	MONTH	1558.00	0.00	3200.00	0.00	1666.67	500.00	0.00
COACHING FEE FOR CLASS IX/X	P/MONTH	500.00	550.00	1200.00	1200.00	800.00	500.00	500.00
COACHING CHARGES FOR CLASS 1ST YEAR/INTER (SCIENCE)	P/MONTH	1000.00	1900.00	1700.00	1800.00	1200.00	900.00	1500.00
COACHING CHARGES FOR CLASS 1ST YEAR/INTER (COMMERCE)	P/MONTH	1000.00	2400.00	1375.00	1900.00	1133.33	900.00	1000.00
I.T. TUITION FEES	P/MONTH	3900.00	0.00	1550.00	1000.00	1133.00	0.00	2000.00
MBA TUITION FEES	P/MONTH	2000.00	0.00	15000.00	0.00	6666.67	0.00	2000.00
BREAD TANDOORI ST. SIZE	EACH	6.00	7.00	6.00	6.00	6.00	6.00	5.00
COOKED MUTTON (AV. HOTEL)	PLATE	120.00	125.00	135.00	150.00	105.00	135.00	95.00
COOKED BEEF (AV. HOTEL)	PLATE	60.00	62.50	72.50	90.00	80.00	80.00	65.00
COOKED DAL (AV. HOTEL)	PLATE	35.00	32.50	42.50	70.00	40.00	45.00	35.00
CHICKEN BIRYANI FULL/DOUBLE	PLATE	120.00	130.00	120.00	200.00	131.67	100.00	85.00
TEA PREPARED (ORDINARY)	CUP	20.00	17.50	20.00	15.00	20.00	17.50	20.00
HAIRCUT CHARGES FOR MEN	P/CUT	60.00	60.00	62.50	55.00	58.33	47.50	50.00
BEAUTY PORL HAIR STYL CHARGE	P/STY.	300.00	187.50	212.50	120.00	225.00	190.00	175.00
SHAVING CHARGES	PER SHV	40.00	40.00	32.50	30.00	30.00	27.50	35.00
LIPSTICK S.MISS/MEDORA	EACH	110.00	90.00	110.00	110.00	120.00	140.00	110.00
NAIL POLISH S.MISS/MEDORA	EACH	60.00	52.50	105.00	115.00	100.00	100.00	55.00
PERFUME MED.SIZE MEDORA/BROACH	EACH	120.00	180.00	200.00	200.00	120.00	120.00	180.00
HAIR-OIL AMLA/CHAMBELI	BOTTLE	110.00	100.00	120.00	120.00	120.00	120.00	110.00
TOILET SOAP LUX 95 GRAMS	EACH	34.70	34.70	34.70	34.70	34.70	34.70	34.70
TOILET SOAP LIFEBOUY 140 GRM	EACH	37.00	37.00	37.00	37.00	37.00	37.00	37.00
TOILET SOAP SAFEGUARD BATH SIZE	EACH	50.00	46.00	48.00	48.00	46.00	46.00	46.00
TOOTHPASTE MACKLINES 70 GRM	EACH	50.00	50.00	50.00	50.00	50.00	50.00	50.00
TOOTHPAST MED SIZE CLGATE 70 GMS	EACH	60.67	60.67	60.67	60.67	60.67	60.67	60.67
TOOTHBRUSH SHEILD A/PLAUQUE	EACH	45.00	40.00	60.00	60.00	30.00	25.00	35.00
TOOTHPOWDER DENTONIC 90 GRM	EACH	25.00	25.00	28.00	30.00	28.00	28.00	28.00
HAIR-COLOUR BEGIN (6 GMS)	EACH	100.00	100.00	95.00	100.00	100.00	100.00	100.00
HAIR COLOUR (KALAKOLA)	BOTTLE	140.00	120.00	120.00	130.00	130.00	130.00	130.00
FACECREAM PONDS (MEDIUM)	EACH	110.00	105.00	110.00	110.00	110.00	110.00	110.00
TALC POWDER VICE ROAY,B.CAT	EACH	135.00	120.00	150.00	150.00	145.00	145.00	145.00
BLADE TREET ORDINARY 10'S	PKT.	40.00	32.50	30.00	30.00	30.00	30.00	35.00
BLADE 7-O-CLOCK STAIN. 5'S	PKT.	35.00	30.00	30.00	35.00	35.00	35.00	35.00
SHAMPOO SUNSILK/PAINTIN 100 ML	BOTTLE	110.00	110.00	110.00	110.00	110.00	110.00	110.00
BEAUTY CREAM (FAIR & LOVELY)	EACH	165.00	99.00	65.00	165.00	165.00	165.00	115.00
HAIR REMOVING CREAM (EU-CREAM)	TUBE	65.00	65.00	60.00	60.00	60.00	60.00	60.00
GEL MEDIUM SIZE	BOTTLE	60.00	65.00	95.00	60.00	100.00	100.00	130.00
DISPOSABLE RAZOR GILLET-II	EACH	40.00	40.00	37.50	45.00	35.00	35.00	40.00
SHAVING CREAM TOUCH-ME/ADM.	EACH	65.00	60.00	55.00	60.00	65.00	65.00	65.00
GOLD TEZABI 24 CT	10 GM.	38580.00	38580.00	38410.00	37551.00	38151.33	38155.00	38065.00
SILVER TEZABI 24 CT	10 GM.	565.00	583.00	570.00	531.00	553.00	555.00	550.00
ARTIFICIAL JEWELLARY SET	SET	800.00	200.00	575.00	400.00	656.25	575.00	400.00
WRIST WATCH GENTS CITIZEN (ORIGINAL) ***	EACH	2500.00	2450.00	5250.00	5000.00	2500.00	2600.00	2500.00
WRIST WATCH LADIES CITIZEN (ORIGINAL) ***	EACH	2400.00	2450.00	5250.00	5000.00	2500.00	2500.00	2500.00
WALL CLOCK QUARTZ AV.QLTY	EACH	425.00	310.00	537.50	1000.00	400.00	325.00	450.00
SUITCASE REXIN (24"x16"x6")	EACH	900.00	692.50	1150.00	900.00	775.00	725.00	1200.00
TRUNK MEDIUM SIZE ***	EACH	1500.00	1325.00	1450.00	1000.00	1191.67	1325.00	1500.00
PURSE LADIES (LEATHER) AVERAGE QUALITY	EACH	750.00	450.00	475.00	900.00	1266.67	1300.00	400.00

7.11 Intercity Consumer Prices September, 2015

Description	Unit	Vehari	Sargodha	Mianwali	Bahawal- pur	Bahawal- nagar	R.Y. Khan
WHEAT	10 KG.	300.00	315.00	330.00	311.25	313.75	320.00
WHEAT FLOUR FINE/SUPERIOR.	KG.	40.00	38.00	43.00	38.00	40.00	39.00
WHEAT FLOUR AVG. QLTY	KG.	38.00	34.00	38.00	36.00	37.50	38.00
WHEAT FLOUR BAG	10 KG.	370.00	337.50	380.00	360.00	370.00	357.50
MAIDA	KG.	48.75	50.00	52.00	45.00	50.00	50.00
SUJI	KG.	48.75	50.00	55.00	45.00	50.00	50.00
BESAN AV. QLTY.	KG.	112.50	115.00	120.00	110.00	120.00	115.00
RICE BASMATI SUP. QLTY.	KG.	126.25	95.00	120.00	135.00	105.00	100.00
RICE BASMATI 385/386	KG.	82.50	62.50	90.00	105.00	63.75	55.00
RICE BASMATI BROKEN AV.QLTY	KG.	67.50	55.00	60.00	60.00	47.50	60.00
RICE IRRI-6 (SINDH/PUNJAB)	KG.	35.00	50.00	55.00	47.50	40.00	35.00
VERMICELLI	KG.	80.00	70.00	100.00	85.00	80.00	80.00
BREAD PLAIN MEDIUM SIZE	EACH	40.00	40.00	40.00	45.00	40.00	35.00
RUSK (PAPAY)	KG.	200.00	180.00	200.00	220.00	200.00	200.00
BISCUITS-PACKED	PKT	35.00	35.00	35.00	35.00	35.00	35.00
BISCUIT-BAKERY (LOOSE)	250 GM	80.00	80.00	80.00	90.00	70.00	75.00
CORNFLAKS FAUJI 225 GM.	PKT	176.40	170.00	200.00	175.50	171.00	176.40
SAMOSA (VEGATABLE)	EACH	15.00	17.50	20.00	10.00	20.00	15.00
PASTRY AV.QLTY.	EACH	30.00	30.00	30.00	35.00	30.00	30.00
PATTIES (VEGATABLES)	EACH	15.00	30.00	30.00	20.00	25.00	25.00
NIMCO	250 GM	70.00	65.00	80.00	60.00	80.00	80.00
CHIPS	250 GM	62.50	90.00	80.00	70.00	140.00	128.00
BEEF WITH BONE AV.QLTY.	KG	270.00	275.00	280.00	300.00	260.00	250.00
MUTTON AV.QLTY.	KG	500.00	550.00	500.00	600.00	550.00	500.00
CHICKEN FARM BROILER (LIVE)	KG	147.50	115.00	109.00	112.00	97.00	120.00
FISH-RAHU MEDIUM SIZE	KG	290.00	210.00	300.00	290.00	240.00	300.00
MILK FRESH (UNBOILED)	LTR.	67.50	65.00	60.00	60.00	62.50	60.00
CURD	KG.	75.00	80.00	80.00	75.00	80.00	80.00
MILK TETRA PACK 1/2 LTR.	PKT.	60.00	60.00	60.00	60.00	60.00	60.00
LACTOGEN 400 GRAMS	PKT.	435.00	432.50	435.00	435.00	435.00	435.00
POWDER MILK NIDO 400GM.	PKT	360.00	360.00	360.00	360.00	370.00	360.00
MILK POWDER LOOSE/PACKED	KG.	445.00	525.00	450.00	475.00	550.00	500.00
BUTTER LOCAL PACKED	50 GM.	25.00	30.00	40.00	35.00	21.42	25.00
EGGS FARM	DOZ	82.50	88.00	90.00	92.00	90.00	92.00
MUSTARD OIL AV.QLTY.	KG.	150.00	167.50	180.00	160.00	160.00	160.00
COOKING OIL (DALDA)	2.5LTR	465.00	445.00	465.00	445.00	465.00	465.00
COOKING OIL (PAKWAN) OTHER BRAND SPECIFY	2.5 LTR	440.00	360.00	465.00	445.00	429.16	465.00
VEGETABLE GHEE TIN	2.5KG.	460.00	440.00	465.00	440.00	440.00	460.00
VEGETABLE GHEE (LOOSE)	KG.	175.00	130.00	115.00	140.00	135.00	135.00
DATES AV.QLTY.	KG.	182.50	145.00	200.00	190.00	200.00	160.00
PISTACHIO AV.QLTY.	50 GM.	123.75	105.00	90.00	105.00	110.00	110.00
ALMONDS WHOLE AV.QLTY.	KG.	550.00	475.00	450.00	425.00	600.00	600.00
COCONUT DRY AV.QLTY.	KG.	287.50	290.00	260.00	272.50	290.00	270.00
RAISINS AV.QLTY.	50 GM.	21.00	20.00	20.00	23.00	20.00	20.00
GROUNDNUTS (WITH SHELL)	KG.	155.00	180.00	180.00	230.00	160.00	170.00
MALTA/MOSAMBI	DOZ	0.00	0.00	0.00	0.00	0.00	0.00
KINNU	DOZ	0.00	0.00	0.00	0.00	0.00	0.00
APPLE	KG	131.25	55.00	100.00	115.00	110.00	80.00
ALOO BUKHARA	KG	0.00	0.00	0.00	0.00	0.00	0.00
POMEGRANATE (ANNAR)	KG	197.50	155.00	140.00	200.00	180.00	150.00
GRAPES	KG	237.50	110.00	120.00	230.00	210.00	120.00
BANANAS	DOZ	58.75	55.00	60.00	55.00	55.00	55.00
MANGO KALMI	KG	200.00	150.00	120.00	200.00	137.50	200.00
GUAVA	KG	82.50	70.00	50.00	75.00	80.00	40.00
WATERMELON (TURBOOZ)	KG	0.00	0.00	0.00	0.00	0.00	0.00
MUSKMELON (KHARBOOZA)	KG	0.00	0.00	0.00	0.00	0.00	0.00
SWEETMELON (GARMA)	KG	75.00	52.50	50.00	85.00	60.00	50.00
PULSE MASOOR (WHOLE)	KG.	126.25	115.00	170.00	130.00	120.00	120.00
PULSE MASOOR (WASHED)	KG.	135.00	165.00	180.00	135.00	137.75	130.00
PULSE MOONG (WASHED)	KG.	162.50	155.00	150.00	145.00	145.00	145.00
PULSE MASH (WASHED)	KG.	185.00	195.00	180.00	195.00	179.00	200.00

Contd.

7.11 Intercity Consumer Prices September, 2015

Description	Unit	Vehari	Sargodha	Mianwali	Bahawal- pur	Bahawal- nagar	R.Y. Khan
PULSE GRAM	KG.	96.25	105.00	110.00	110.00	110.00	110.00
GRAM WHOLE BLACK AV.QLTY.	KG.	100.00	105.00	100.00	100.00	100.00	105.00
GRAM WHOLE YELLOW AV.QLTY	KG.	115.00	115.00	120.00	115.00	115.00	110.00
BEANS (LAL LOBIA)	KG.	178.75	135.00	160.00	150.00	145.00	140.00
POTATOES	KG	30.00	40.00	20.00	20.00	30.00	33.00
ONION	KG	47.50	50.00	50.00	57.50	50.00	45.00
TURNIP	KG	0.00	0.00	0.00	0.00	0.00	0.00
RADISH	KG	42.50	40.00	30.00	40.00	40.00	60.00
TOMATOES	KG	50.00	40.00	50.00	60.00	50.00	55.00
CABBAGE	KG	0.00	0.00	0.00	0.00	0.00	0.00
CAULIFLOWER	KG	0.00	0.00	0.00	0.00	0.00	0.00
BRINJAL	KG	25.00	20.00	20.00	27.50	30.00	30.00
PUMPKIN	KG	0.00	0.00	0.00	0.00	0.00	0.00
BOTTLEGOURD	KG	38.00	25.00	30.00	42.50	50.00	30.00
LADY FINGER	KG	57.50	45.00	40.00	62.50	50.00	60.00
PEAS	KG	0.00	0.00	0.00	0.00	0.00	0.00
SPINACH	KG	18.75	27.50	40.00	37.50	30.00	30.00
TINDA	KG	80.00	110.00	40.00	62.50	120.00	70.00
TURAI	KG	42.50	30.00	30.00	62.50	80.00	60.00
KARAILA	KG	87.50	45.00	55.00	87.50	80.00	80.00
ARVI	KG	58.75	65.00	65.00	62.50	80.00	40.00
CHILLIES GREEN	KG	61.25	80.00	100.00	100.00	100.00	55.00
CARROT	KG	0.00	0.00	0.00	0.00	0.00	0.00
COCUMBER (KHEERA)	KG	90.00	100.00	80.00	125.00	72.50	100.00
LEMON	250GM	35.00	35.00	30.00	37.50	60.00	30.00
SUGAR REFINED	KG.	65.00	63.00	64.00	65.00	64.00	63.00
GUR AV.QLTY	KG.	87.50	85.00	100.00	97.50	90.00	90.00
HONEY LANGANESE 500 GM.	BOTTLE	895.00	875.00	880.00	850.00	850.00	780.00
MILO 200 GM.	BOTTLE	250.00	220.00	240.00	220.00	220.00	190.00
CUSTARD POWDER RAFHAN 300 GM.	PKT	75.00	75.00	75.00	75.00	75.00	75.00
TOFFEE (HILAL)	EACH	2.00	2.00	1.00	1.00	2.00	2.00
CHOWKELATE CANDY (SMALL SIZE)	EACH	5.00	5.00	5.00	5.00	5.00	5.00
SWEETMEAT (MIXED)	KG	295.00	270.00	300.00	335.00	280.00	330.00
ICE CREAM WALLS	CUP.	40.00	40.00	40.00	40.00	40.00	40.00
ICE	KG	5.50	10.00	5.00	7.50	10.00	8.00
JAM AHMED/MITCHELLES	BOTTLE	135.00	135.00	140.00	140.00	140.00	140.00
SQUASH-MITCHELLES	BOTTLE	150.00	150.00	160.00	160.00	150.00	150.00
ROOH AFZA	BOTTLE	150.00	160.00	160.00	150.00	150.00	150.00
JAM-E-SHIREEN	BOTTLE	160.00	165.00	160.00	160.00	160.00	160.00
SAUNF	50 GM	19.00	15.00	20.00	22.00	20.00	15.00
CINAMON LOOSE AV. QLTY	50 GM.	20.00	30.00	20.00	20.00	30.00	25.00
CUMINSEED WHITE NATIONAL	50 GM.	52.00	52.00	52.00	52.00	54.00	54.00
PEPPER BLACK NATIONAL	50 GM.	96.00	96.00	100.00	96.00	96.00	96.00
CLOVES LOOSE AV.QLTY	50 GM.	96.25	120.00	94.00	105.00	100.00	80.00
CARDAMOM LARGE LOOSE AV.QLTY	50 GM.	167.50	185.00	110.00	137.50	175.00	170.00
CARDAMOM SMALL AV.QLTY	50 GM.	110.00	100.00	120.00	115.00	100.00	95.00
SALT-POWDERED (LAHORI) LOOSE	KG.	11.50	10.00	10.00	12.00	10.00	10.00
SALT POWDERED (NATIONAL/SHAN)	PKT	25.00	25.00	25.00	25.00	25.00	25.00
CHILLIES POWD.NATIONAL 200GM	PKT	105.00	105.00	105.00	105.00	105.00	105.00
CHILLIES POWDER LOOS	KG.	227.50	295.00	320.00	210.00	240.00	280.00
CORRIANDER SEED POWD.NATIONAL	PKT	78.00	78.00	104.00	104.00	78.00	78.00
CORRIANDER SEED (LOOSE)	KG.	275.00	290.00	320.00	312.50	240.00	280.00
TURMERIC POWD.NATIONAL 50GM	PKT.	35.00	35.00	35.00	35.00	35.00	35.00
CURRY POWD. NATIONAL 200 GM	PKT.	87.00	87.00	87.00	87.00	87.00	87.00
TOMATO KETCHUP AHMED/MITCHL	BOTTLE	95.00	95.00	80.00	70.00	120.00	120.00
PICKLES AHMED/MITCHELLES	BOTTLE	130.00	110.00	100.00	105.00	120.00	120.00
VINEGAR SYNTHETIC (SIRKA)	BOTTLE	85.00	50.00	70.00	50.00	90.00	85.00
GARLIC	KG	152.50	155.00	110.00	180.00	160.00	155.00
GINGER	KG	190.00	160.00	220.00	195.00	200.00	180.00
TAPAL DANEDAR TEA 200GM PACKET	PKT	166.32	166.32	136.84	168.42	166.32	166.32
TEA LIPTON YELLOW LABEL 200GM.	PKT.	176.84	176.84	176.84	176.85	176.84	176.84

Contd.

7.11 Intercity Consumer Prices September, 2015

Description	Unit	Vehari	Sargodha	Mianwali	Bahawal- pur	Bahawal- nagar	R.Y. Khan
TEA LOOSE KENYA AV.QLTY 250GM.	PKT.	145.00	165.00	150.00	147.50	150.00	130.00
COFFEE-NESCAFE 75 GM. **	BOTTLE	350.00	360.00	320.00	360.00	360.00	360.00
COLD DRINK (STANDARD SIZ)	BOTTLE	25.00	25.00	25.00	22.00	25.00	25.00
FRUIT JUICE TETRA PACK	PKT.	20.00	22.50	20.00	15.00	20.00	15.00
MINERAL WATER NESTLE 1.5 LTR	BOTTLE	50.00	50.00	50.00	47.00	50.00	50.00
CIGARETTES K-2 10'S **	PKT	55.00	60.00	47.00	52.00	55.00	55.00
CIGARETTES CAPSTAN 10'S **	PKT	60.00	60.00	60.00	57.00	46.50	60.00
CIGARETTES GOLD LEAF 20'S	PKT	110.00	115.00	115.00	110.00	120.00	115.00
CIGARETTES MORVEN GOLD 20'S	PKT	60.00	60.00	60.00	57.00	60.00	60.00
BETEL LEAVES	50GM.	72.50	75.00	75.00	105.00	60.00	60.00
BETEL NUTS	KG.	340.00	310.00	290.00	355.00	320.00	320.00
LONG CLOTH 57" GUL AHMED/AL-KARAM	METER	172.50	235.00	200.00	180.00	270.00	270.00
SHIRTING AV.QLTY.	METER	157.50	140.00	150.00	115.00	200.00	200.00
PANT CLOTH W & WEAR AV.QLTY	METER	448.75	550.00	400.00	525.00	550.00	500.00
LAWN PRINTED GUL AHMED/AL-KARAM	METER	212.50	360.00	200.00	366.00	360.00	360.00
GEORGETTE AV.QLTY	METER	175.00	162.50	105.00	110.00	240.00	225.00
LINEN AV.QLTY ***	METER	160.00	135.00	140.00	125.00	240.00	260.00
HEAVY WT SUITING LAWERNCPUR AVG QLTY	METER	1200.00	950.00	950.00	1500.00	1500.00	1300.00
HEAVY WT SUITING LAWERNCPUR SUP QLTY	METER	1950.00	1350.00	1200.00	2100.00	2000.00	1600.00
TROPICAL SUITING LAW.PUR	METER	1000.00	1100.00	950.00	1350.00	1400.00	1100.00
PANT BOY 24"/26" LENGTH.	EACH	637.50	425.00	350.00	462.50	550.00	500.00
SHIRT BOY 24"/26" LENGTH	EACH	300.00	300.00	275.00	387.50	490.00	490.00
SCHOOL UNI. PANT,SHIRT BOYS	SUIT	412.50	475.00	600.00	725.00	900.00	925.00
SCHOOL UNI. KAMEEZ,SHAL.BOYS	SUIT	412.50	550.00	600.00	725.00	900.00	700.00
SCHOOL UNI. KAMEEZ,SHAL.GIRL	SUIT	412.50	550.00	650.00	687.50	900.00	800.00
FROCK W/WEAR GIRLS	EACH	787.50	950.00	1000.00	2500.00	1500.00	995.00
AWAMI-SUIT W & W(BOY) 24"/26	SUIT	850.00	750.00	1400.00	775.00	1562.50	1200.00
AWAMI-SUIT W&W (GENTS)AV.QLTY	SUIT	1175.00	1800.00	1400.00	1150.00	1800.00	1585.00
PULLOVER GENTS OXFORD/BON.	EACH	3275.00	3200.00	2300.00	2890.00	2880.00	2980.00
PULLOVER LADIES OXFORD/BON.	EACH	3275.00	2100.00	2300.00	2500.00	2795.00	2795.00
PULLOVER (GENTS) OTHERS A.QLTY	EACH	575.00	875.00	800.00	950.00	1400.00	800.00
SECOND-HAND COAT FOR MEN	EACH	200.00	250.00	420.00	1150.00	650.00	425.00
SECONDHAND SWEETER FOR MEN DUP QLTY	EACH	95.00	250.00	150.00	425.00	350.00	175.00
SECONDHAND WINTER JACKET	EACH	212.50	350.00	300.00	650.00	500.00	325.00
UNDERWEAR AV.QLTY MEDIUM SIZE	EACH	87.50	120.00	150.00	110.00	225.00	225.00
VEST FOR MEN AV.QLTY.	EACH	115.00	110.00	170.00	187.50	220.00	230.00
VEST/SHAMEEZ (WOMEN) AVG. QLTY	EACH	95.00	100.00	150.00	175.00	200.00	175.00
SOCKS NYLON (PAKISTANI)	PAIR	77.50	110.00	100.00	115.00	120.00	125.00
BRASSIER AV.QLTY.	EACH	95.00	110.00	200.00	160.00	240.00	245.00
BRASSIER SUP QLTY	EACH	225.00	425.00	600.00	387.50	595.00	650.00
DOPATTA GEORGETTE AV.QLTY.	EACH	362.50	260.00	200.00	337.50	450.00	412.50
DOPATTA COTTON AV GLTY	EACH	210.00	250.00	180.00	337.50	400.00	250.00
CHADDAR (W/WEAR) (2x2.5 MTR)	EACH	375.00	350.00	300.00	425.00	650.00	450.00
LUNGI/DHOTI(COTTON) AVG. QLTY	EACH	320.00	275.00	295.00	287.50	400.00	300.00
HANDKERCHIEF AVG. QLTY PAK	EACH	40.00	35.00	50.00	32.50	60.00	35.00
HANDKERCHIEF SUP. QLTY PAK	EACH	60.00	65.00	60.00	85.00	70.00	60.00
GLOVES AV QLTY	PAIR	72.50	100.00	115.00	115.00	150.00	175.00
AZARBAND COTTON AVG. QLTY	EACH	15.00	17.50	15.00	13.50	15.00	15.00
SEWING THREAD/REEL(ASLI PARI)	EACH	12.00	6.50	6.00	5.00	6.00	6.00
WASHING CHARGES PAINT & SHIRT	SUIT	100.00	135.00	150.00	125.00	70.00	70.00
DRY CLEANING SUIT COAT PANT	SUIT	325.00	350.00	392.50	487.50	350.00	400.00
WASHING CH. (KAMIZ-SHALWAR)	PAIR	80.00	90.00	70.00	95.00	60.00	70.00
TAILORING SHIRT	EACH	400.00	375.00	300.00	425.00	300.00	400.00
TAILORING CHARGES PANT (MEN)	EACH	625.00	750.00	500.00	550.00	500.00	450.00
TAILORING COAT-PANT SUIT	SUIT	5125.00	3500.00	3050.00	5250.00	4000.00	4000.00
TAILORING AWAMI-SUIT (MALE)	SUIT	425.00	550.00	500.00	550.00	500.00	650.00
TAILORING SUIT FEMALE	SUIT	387.50	550.00	300.00	500.00	400.00	500.00
GENTS SHOES PAUL BATA	PAIR	1199.00	1199.00	1199.00	1199.00	1199.00	1199.00
GENTS SANDAL BATA	PAIR	699.00	699.00	699.00	699.00	699.00	699.00
GENTS SPOUNG CHAPPAL BATA	PAIR	179.00	179.00	179.00	179.00	179.00	179.00
LADIES SANDAL BATA	PAIR	499.00	499.00	499.00	499.00	499.00	499.00

Contd.

7.11 Intercity Consumer Prices September, 2015

Description	Unit	Vehari	Sargodha	Mianwali	Bahawal- pur	Bahawal- nagar	R.Y. Khan
LADIES SPOUNG CHAPPAL BATA	PAIR	179.00	179.00	179.00	179.00	179.00	179.00
CHILD SHOE POWER LITE BATA	PAIR	599.00	599.00	599.00	599.00	599.00	599.00
GENTS SHOE, ART 1109 SERVICE	PAIR	999.00	999.00	999.00	999.00	999.00	999.00
NYLON JOGGER 27 SIZE 2-5 ***	PAIR	1299.00	1299.00	1299.00	1299.00	1299.00	1299.00
CHINA FOOT WEAR AV. QLTY (MALE) *	PAIR	675.00	550.00	400.00	1150.00	500.00	500.00
CHINA FOOT WEAR AV. QLTY (FEMALE) *	PAIR	375.00	550.00	400.00	1150.00	400.00	400.00
CHINA FOOT WEAR AV. QLTY (CHILDREN) *	PAIR	275.00	400.00	400.00	875.00	400.00	400.00
SHOE REPAIR HALF SOLE	PAIR	55.00	150.00	80.00	110.00	100.00	100.00
SHOES POLISH CHARGES AVERAGE SHOP	PAIR	20.00	20.00	15.00	20.00	20.00	25.00
HOUSE RENT (combined)	MONTH	4711.00	6423.00	3825.00	7301.00	4364.00	4027.00
rent 2	pm	4711.00	6423.00	3825.00	7301.00	4364.00	4027.00
RENT3	PM	4711.00	6423.00	3825.00	7301.00	4364.00	4027.00
RENT4	PM	4711.00	6423.00	3825.00	7301.00	4364.00	4027.00
RENT5	PM	4711.00	6423.00	3825.00	7301.00	4364.00	4027.00
RENT6	PM	4711.00	6423.00	3825.00	7301.00	4364.00	4027.00
SYNTHETIC ENEMAL ROBIALAC BALTI 3.64 LTR.	EACH	2191.00	1947.74	1700.00	2200.00	2174.00	2192.00
SYNTHETIC ENEMAL ICI BALTI 3.64 LTR.	EACH	2185.00	1938.84	1975.00	2184.00	2170.00	2185.00
CEMENT (LOCAL) SPECIFY BRAND NAME	BAG	497.50	492.50	500.00	510.00	497.50	490.00
BRICKS (NEW) IST CLASS	P/1000	5175.00	7200.00	4900.00	5250.00	4700.00	5500.00
CEMENT BLOCKS (6"x8"x12")	P/100	0.00	0.00	0.00	0.00	0.00	0.00
BAJREE	100CFT	4900.00	3750.00	2500.00	5500.00	5500.00	5500.00
SAND (BLACK PIT SAND)	K100CFT	1500.00	1500.00	2500.00	2200.00	2000.00	1600.00
TIMBER SHESHAM LOG IST QUALITY	cubmt.	42377.00	63566.00	44000.00	45909.50	56496.00	56494.00
IRON BAR (M.S. BAR) 1/2"	P/TON	82500.00	70500.00	72000.00	74250.00	68000.00	64500.00
CARPANTER WAGE RATE	P/DAY	575.00	800.00	900.00	650.00	700.00	800.00
MASON (RAJ) WAGE RATE	P/DAY	650.00	850.00	900.00	725.00	700.00	800.00
UNSKILLED LABOUR WAGE RATE	P/DAY	350.00	550.00	450.00	425.00	425.00	400.00
PLUMBER WAGE RSTE	P/DAY	575.00	850.00	900.00	675.00	700.00	800.00
ELECTICIAN WAGE RATE PER DAY **	P/DAY	575.00	850.00	900.00	0.00	600.00	0.00
ELECTICIAN WAGE RATE PER POINT **	P/PNT	70.00	110.00	100.00	100.00	100.00	100.00
WATER CHARGES PER HOUSE	P/MONTH	50.00	25.00	65.00	60.00	50.00	50.00
ELECT.CHARGES UPTO 50 UNITS	P/UNIT	2.00	2.00	2.00	2.00	2.00	2.00
ELECT.CHARGES 01 - 100 UNIT	P/UNIT	6.18	6.18	6.18	6.18	6.18	6.18
ELECT.CHARGES 101 - 300 UNIT	P/UNIT	9.54	9.54	9.54	9.54	9.54	9.54
ELECT.CHARGES 301 - 1000 UNIT	P/UNIT	16.39	16.39	16.39	16.39	16.39	16.39
ELECT.CHARGES ABOVE 1000 UNIT	P/UNIT	18.39	18.39	18.39	18.39	18.39	18.39
ELEC	PM	10.50	10.50	10.50	10.50	10.50	10.50
GAS CHRg upto 3.3719 MMBTU	MMBTU	0.00	128.70	0.00	128.70	0.00	128.70
GAS CHRg 3.3719 - 6.7438 MMBTU	MMBTU	0.00	257.40	0.00	257.40	0.00	257.40
GAS CHRg 6.7438 - 10.1157 MMBTU	MMBTU	0.00	257.40	0.00	257.40	0.00	257.40
GAS CHRg10.1157 - 13.4876 MMBTU	MMBTU	0.00	702.00	0.00	702.00	0.00	702.00
GAS	PM	0.00	702.00	0.00	702.00	0.00	702.00
GAS	PM	0.00	409.50	0.00	409.50	0.00	409.50
KEROSENE OIL	LTR	85.00	80.00	100.00	80.00	85.00	90.00
FIREWOOD WHOLE	40 KG.	465.00	475.00	350.00	620.00	600.00	500.00
CHAIR SHESHAM WOOD WITH ARMS **	EACH	1900.00	2500.00	1800.00	2900.00	2500.00	1400.00
CHAIR PLASTIC (CHAIRMAN) AVERAGE QUALITY	EACH	650.00	925.00	800.00	1250.00	850.00	850.00
TABLE SHESHAM WOOD (4X2X5") ***	EACH	3100.00	4000.00	3600.00	7800.00	10000.00	6000.00
SOFASET WOODEN WITH FOAM SEAT **	SET	14500.00	18000.00	15000.00	27500.00	18000.00	20000.00
COT IRON (WITH NIWAR)AV.QLTY.	EACH	1450.00	1900.00	2000.00	3900.00	2300.00	2500.00
ALMIRAH (STEEL) 6'X3' 20 GUAGE	EACH	12000.00	11000.00	8500.00	14500.00	12000.00	8000.00
DINNING TABLE 6 CHAIRS A.QLTY	SET	23000.00	23500.00	12000.00	29500.00	25000.00	30000.00
SINGLE BED WITHOUT FOAM MED.	EACH	5025.00	5500.00	4000.00	9250.00	7000.00	6500.00
MATRESS SINGLE(4"THICK)	EACH	5150.00	5000.00	4500.00	5700.00	5700.00	5700.00
FARSHI DARI 12'X9' AV.QLTY	EACH	1175.00	1350.00	1500.00	1950.00	1500.00	1300.00
DARI COTTON (6'x2 1/2') AV.QL	EACH	325.00	550.00	725.00	1550.00	1200.00	450.00
CARPET PLAIN AV. QLTY	SQFT.	29.00	37.50	55.00	27.50	42.00	35.00
QUILT (LIHAF) 3 KG. COTTON	EACH	775.00	1400.00	1000.00	1350.00	1200.00	750.00
BLANKET (90" x 54")	EACH	4250.00	4500.00	3200.00	4900.00	4400.00	4000.00
BEDSHEET SINGLE BED SUP.QLTY	EACH	625.00	700.00	500.00	1350.00	800.00	500.00
BED SHEET DOUBLE WITH TWO PILLOW COVERS SUP QLTY	SET	1225.00	1350.00	850.00	2150.00	2500.00	1800.00

Contd.

7.11 Intercity Consumer Prices September, 2015

Description	Unit	Vehari	Sargodha	Mianwali	Bahawal- pur	Bahawal- nagar	R.Y. Khan
TOWEL(3'x2') AV. QALTY	EACH	285.00	190.00	280.00	187.50	450.00	300.00
CEILING FAN 48" SUPER QLTY **	EACH	3095.00	3500.00	3350.00	2600.00	3295.00	3000.00
PEDESTAL FAN 22" SUPER QLTY	EACH	4750.00	4000.00	3500.00	4000.00	4850.00	4200.00
REFG. DAWLENCE 10 CFT. D.DOOR	EACH	30400.00	33000.00	28500.00	30500.00	32000.00	30500.00
D-FREEZER WAVES 8 CFT.	EACH	30300.00	29750.00	25000.00	31000.00	30500.00	31000.00
AIRCONDITIONER 1.5 TON PEL	EACH	35000.00	35000.00	41000.00	38500.00	38500.00	41000.00
SPLIT AIR CONDITIONER 1.5 TON (SPECIFY BRAND NAME)	EACH	43875.00	43000.00	41000.00	46000.00	50500.00	43000.00
AIRCOOLER SUPER ASIA	EACH	14700.00	13500.00	10000.00	14600.00	16000.00	11375.00
WASHING MACHINE SINGER	EACH	15600.00	15900.00	15000.00	15700.00	15600.00	14700.00
SEWING MACHINE(SINGER)	EACH	6210.00	5810.00	5210.00	5895.00	6260.00	6260.00
GIZER LARGE SIZE 30 GALLON CAPACITY SUP QLTY	EACH	22900.00	19000.00	12500.00	16400.00	16500.00	20900.00
GAS BURNER DOUBLE SPFY.BRAND	EACH	1250.00	1800.00	1550.00	1750.00	2200.00	1500.00
ELECT. IRON PHILIPS MDL.1120	EACH	1775.00	2500.00	1600.00	1400.00	2100.00	2100.00
ELECTRIC JUICER FOR APPLE	EACH	8250.00	4250.00	6375.00	4800.00	6000.00	4500.00
S.STEEL DEGHCHI MEDIUM SIZE ***	EACH	775.00	475.00	525.00	1150.00	570.00	570.00
ALUMINIUM COOKING PAN (DEGCHI) MED SIZE	EACH	570.00	475.00	500.00	1050.00	1500.00	1500.00
NON STICK COOKING PAN (DEGCHI) SUP. QLTY	EACH	777.50	725.00	800.00	2000.00	1450.00	1450.00
FRYING PAN STEEL AVG. QLTY MED. SIZE	EACH	265.00	225.00	350.00	700.00	570.00	570.00
TAWA IORN (MEDIUM SIZE) AVG. QLTY	EACH	235.00	237.50	350.00	325.00	360.00	235.00
S.STEEL PLATE A.QLTY.(M.SIZE)	EACH	72.50	65.00	90.00	95.00	75.00	75.00
TABLE SPOON S.STEEL SUP.QLTY.	DOZEN	395.00	475.00	300.00	587.50	450.00	360.00
WATER SET JUG+6 GLASSES (OMROC)	SET	520.00	800.00	600.00	675.00	450.00	456.00
TEA SET PAK. CHINAWARE 21 PCS.	SET	2100.00	1900.00	1500.00	2300.00	2000.00	2000.00
DINNER SET PLASTIC 72 PIECES SUPERIOR QLTY	SET	5500.00	5250.00	4500.00	7250.00	7800.00	7800.00
HOTPOT SET PLASTIC 3 PCS.	SET	1500.00	1350.00	1200.00	2050.00	1250.00	1250.00
BUCKET(BALT) PLASTIC MED.SIZ	EACH	325.00	375.00	300.00	462.50	370.00	220.00
LOTA PLASTIC (MED SIZE) AVERAGE QUALITY	EACH	53.75	50.00	70.00	55.00	80.00	50.00
PRESURE COOKER 4 LTR.	EACH	1650.00	1300.00	1225.00	2100.00	1580.00	1580.00
WATER COOLER 9/10 LTR.PLASTIC ***	EACH	575.00	675.00	800.00	925.00	600.00	480.00
THERMOS STARVAC 1 LTR	EACH	462.50	450.00	400.00	600.00	450.00	350.00
BULB PHILIPS 100-WATTS	EACH	32.50	32.50	25.00	30.00	30.00	30.00
TUBE LIGHT PHILIPS 40 WATTS	EACH	99.50	100.00	110.00	100.00	100.00	100.00
ELECTRIC BLUBS "0" WATTE LOCAL	EACH	20.00	27.50	20.00	20.00	25.00	25.00
ELECTRIC BLUB ENERGY SAVER 14 WATTS	EACH	180.00	175.00	150.00	175.00	180.00	175.00
WASHING SOAP 250 GMS SPECIFY BRAND NAME	EACH	40.00	40.00	35.00	40.00	40.00	40.00
SURF EXCEL 400 GMS POLY BAG	EACH	125.00	110.00	125.00	110.00	110.00	125.00
WASHING POWDER 1000 GRM	EACH	185.00	185.00	185.00	185.00	185.00	185.00
WASHING POWDER (WHEEL/ BONUS) 100 GRAMS	EACH	90.00	95.00	95.00	95.00	95.00	90.00
CLEANSER POWDER VIM 1000 GM	PKT.	77.78	77.78	72.22	77.78	72.22	72.22
FINIS 500 ML	BOTTLE	170.00	225.00	155.00	237.50	180.00	180.00
PHNYLE TYPHONE/FINIS/CARRANITE 3 LITRES	BOTTLE	145.00	150.00	170.00	165.00	150.00	160.00
HARPIC	BOTTLE	145.00	145.00	145.00	145.00	145.00	145.00
BOOT POLISH CHERRY/KIWI 50ML	EACH	111.11	100.00	100.00	111.11	100.00	100.00
ROBIN BLUE (35 GRAMS)	PKT.	50.00	45.00	55.00	50.00	50.00	50.00
TISSU PAPER PERFUMED 100 PCS.	PKT	105.00	105.00	125.00	105.00	120.00	105.00
TOILET PAPER ROLL (R.PETEL)	PI/ROLL	40.00	38.00	40.00	40.00	38.00	40.00
BOOT POLISH LIQUID CHEERY BLOSSOM KIWI 75 ML	BOTTLE	150.00	140.00	150.00	150.00	150.00	150.00
MATCH BOX SMALL	EACH	3.00	2.50	2.00	2.50	2.00	2.00
DRY CELL 1.5 VOLT(LOCAL)	EACH	25.00	22.50	25.00	20.00	30.00	25.00
HAND STITCHING NEEDLE M.SIZE	PACKET	10.00	10.00	9.00	10.00	6.00	6.00
SEWING MACHINE NEEDLE (SINGER)	EACH	5.00	5.00	5.00	5.00	8.50	8.50
HOUSEHOLD SERVANT FEMALE P/T	P/MNTH	1500.00	3750.00	2500.00	1900.00	1800.00	1200.00
MARRIAGE HALL WITH FURNITURE	P/HEAD	110.00	165.00	60.00	95.00	105.00	70.00
SEPTRAN TABLETS	10TAB.	16.00	15.00	16.00	16.00	16.00	16.00
BRUFEN TABS 200-MG.	10TAB.	10.00	10.00	10.00	10.00	10.00	10.00
PANADOL TAB. EXTRA/PLAIN	10TAB.	10.00	10.00	10.00	10.00	10.00	10.00
DISPRIN TAB.	10TAB.	10.00	10.00	10.00	10.00	10.00	10.00
TRISIL TAB.	10 TAB	10.00	10.00	10.00	10.00	10.00	10.00
FLAGYL TAB. 200 MG.	10TAB.	10.00	10.00	10.00	10.00	10.00	10.00
VENTOLIN TAB. 2MG.	10TAB.	9.00	9.00	9.00	9.00	9.00	9.00
DAONIL TAB. 5 MG.	10TAB.	17.00	17.00	17.00	17.00	17.00	17.00

Contd.

7.11 Intercity Consumer Prices September, 2015

Description	Unit	Vehari	Sargodha	Mianwali	Bahawal- pur	Bahawal- nagar	R.Y. Khan
ENTOX TAB.	10TAB.	10.00	10.00	10.00	10.00	10.00	10.00
RENITEC TAB. 5 MG.	10TAB.	59.00	59.00	59.00	59.00	59.00	59.00
CAC. 1000 TAB	BOTTLE	122.00	122.00	122.00	122.00	122.00	122.00
AMOXIL CAPSOLE 250 MG.S	10CAP.	36.00	36.00	36.00	36.00	36.00	36.00
CALCIUM SYRUP SANDOZ	BOTTLE	64.00	64.00	64.00	64.00	64.00	64.00
LEDERPLEX SYRUP	BOTTLE	35.00	35.00	35.00	35.00	35.00	35.00
SANCOS SYRUP (50 ML.)	BOTTLE	30.00	30.00	30.00	30.00	30.00	30.00
PHENERGAN SYRUP 120 ML.	BOTTLE	33.00	33.00	33.00	33.00	33.00	33.00
CALPOL SYRUP 60 ML.	BOTTLE	28.00	28.00	28.00	28.00	28.00	28.00
HYDRYLLIN SYRUP 120 ML.	BOTTLE	65.00	65.00	65.00	65.00	65.00	65.00
POLYFAX EYE OINTMENT	TUBE	21.00	21.00	21.00	21.00	21.00	21.00
BETNESOL EYE DROPS	BOTTLE	33.89	33.89	33.89	33.89	33.89	33.89
EAR DROPS (CARDISPORINE) ***	BOTTLE	21.00	21.00	21.00	21.00	21.00	21.00
BETNOVATE-N OINTMENT 5 GMS	TUBE	16.00	16.00	16.00	16.00	16.00	16.00
BURNOL CREAM 30 GRM	TUBE	16.00	16.00	16.00	16.00	16.00	16.00
VICKS VAPORUB/BALM	BOTTLE	36.00	36.00	36.00	36.00	36.00	36.00
GLYCRINE SMALL BOTTLE	BOTTLE	15.00	20.00	25.00	20.00	25.00	20.00
JOUHAR JOSHANDA	PKT.	8.00	8.00	8.00	8.00	8.00	8.00
GALXOS-D (450 GRMS)	PKT.	157.50	157.50	151.88	168.75	157.50	157.50
GRIPE-WATER WOODWARDS	BOTTLE	55.00	55.00	55.00	55.00	55.00	55.00
SANIPLAST ONE PUTTY	EACH	2.00	2.00	2.00	2.00	1.50	1.50
O.R.S. (NIMCOL)	PKT.	17.00	17.00	17.00	17.00	17.00	15.00
DETTOL (MEDIUM)	BOTTLE	46.80	46.80	46.80	46.80	46.80	46.80
COTTON BANDAGE 2" - 4"	EACH	8.00	5.00	10.00	7.00	10.00	8.00
THERMOMETER CHINA	EACH	45.00	50.00	50.00	50.00	40.00	40.00
DOCTOR (MBBS) CLINIC FEE	P/PAT.	100.00	175.00	300.00	200.00	300.00	300.00
URINE TEST (DR) CHARGES	P/TEST	50.00	50.00	60.00	90.00	50.00	60.00
BLOOD TEST (CP) CHARGES	P/TEST	237.50	225.00	250.00	225.00	120.00	100.00
SUGAR TEST (RANDOM/FASTING BOTH) CHARGES	P/TEST	60.00	90.00	140.00	120.00	100.00	150.00
ECG CHARGES	P/TEST	200.00	225.00	225.00	175.00	150.00	150.00
X-RAY (CHEST) CHARGES	P/X-RAY	325.00	350.00	350.00	200.00	200.00	250.00
CAR SUZUKI 800 CC (W/O. A/C)	EACH	651800.00	625000.00	625000.00	650800.00	645000.00	640000.00
CAR SUZUKI 1000 CC	EACH	1076800.00	1050000.00	1050000.00	1075800.00	1040000.00	1070000.00
CAR TOYOTA 1300 CC	EACH	0.00	1645500.00	1441000.00	1643000.00	1570000.00	1620000.00
CAR HONDA CIVIC	EACH	0.00	2142000.00	0.00	0.00	2125000.00	2150000.00
MOTORCYCLE HONDA CD-70.	EACH	63500.00	63500.00	63500.00	63500.00	63500.00	63500.00
MOTORCYCLE YAMAHA 100CC.	EACH	79500.00	79500.00	79500.00	80500.00	84500.00	85000.00
MOTOR CYCLE HERO 70 CC	EACH	43000.00	42500.00	44500.00	47500.00	50000.00	48500.00
BICYCLE WITH TYRES & TUBES	EACH	7550.00	7600.00	7500.00	7350.00	7800.00	7500.00
TYRE CAR WITH TUBE GENERAL	EACH	3700.00	3750.00	3200.00	3500.00	3000.00	2950.00
TYRE MOTOR CYCLE WITHOUT TUBE	EACH	1025.00	1150.00	1250.00	1200.00	1300.00	1230.00
TYRE CYCLE SPECIFY BRAND NAME	EACH	350.00	400.00	350.00	350.00	350.00	360.00
TYRE CAR W/O TUBE	EACH	2762.50	3250.00	2800.00	3500.00	2750.00	2950.00
PETROL SUPER	LITRE	73.76	73.76	73.76	73.76	73.76	73.76
HIGH SPEED DIESEL HSD	LITRE	82.04	82.04	82.04	82.04	82.04	82.04
CNG	K.G.	0.00	0.00	0.00	0.00	0.00	67.50
GAS CYLINDER STAND. SIZE	EACH	850.00	1000.00	1100.00	990.00	970.00	1025.00
MOTOR CYCLE SERVICE CHARGES	EACH	190.00	275.00	300.00	325.00	250.00	250.00
CAR SERVICE CHARGES	EACH	250.00	325.00	400.00	350.00	250.00	250.00
TYRE PUNCTURE CHARGES	EACH	50.00	55.00	50.00	70.00	80.00	50.00
CYCLE OVERHAULING CHARGES	EACH	195.00	325.00	350.00	200.00	300.00	150.00
CAR TAX FOR 800CC TO 1300CC	YEARLY	2650.00	2650.00	2650.00	2650.00	2650.00	2650.00
TRAIN FARE ECO. 1-100 KM.	P/KM.	0.68	0.68	0.68	0.68	0.00	0.68
TRAIN FARE ECO. 101-500 KM.	P/KM.	0.98	0.98	0.98	0.98	0.00	0.98
TRAIN FARE ECO. > 500 KM.	P/KM.	0.89	0.89	0.89	0.89	0.00	0.89
TRAIN FARE IST SLP. 1-100KM	P/KM.	2.10	2.10	2.10	2.10	0.00	2.10
TRAIN FARE IST SLP.101-500 KM	P/KM.	2.59	2.59	2.59	2.59	0.00	2.59
TRAIN FARE IST SLP. > 500 KM	P/KM.	1.99	1.99	1.99	1.99	0.00	1.99
TRAIN FARE A/C SLP. 1-100KM.	P/KM.	5.76	5.76	5.76	5.76	0.00	5.76
TRAIN FARE A/C SLP.101-500KM	P/KM.	4.59	4.59	4.59	4.59	0.00	4.59
TRAIN FARE A/C SLP > 500KM.	P/KM	4.16	4.16	4.16	4.16	0.00	4.16

Contd.

7.11 Intercity Consumer Prices September, 2015

Description	Unit	Vehari	Sargodha	Mianwali	Bahawal- pur	Bahawal- nagar	R.Y. Khan
PLATEFORM TICKET	EACH	10.00	10.00	10.00	10.00	0.00	10.00
AUTO RICKSHAW FARES	KM/MIN	35.00	60.00	60.00	80.00	50.00	50.00
FULL TONGA CHARGES	KM/MIN	0.00	0.00	75.00	70.00	0.00	0.00
TAXI 4 SEATER FARE	KM/MIN	50.00	50.00	50.00	60.00	100.00	100.00
BUS FARE MIN (WITHIN CITY)	TICKET	0.00	15.00	0.00	0.00	0.00	0.00
BUS FARE MAX (WITHIN CIT	TICKET	0.00	27.50	0.00	0.00	0.00	25.00
BUS FARE OUTSIDE CITY	P/KM.	0.93	0.93	0.93	0.92	0.93	0.93
A/C BUS FARE OUTSIDE CITY	P/KM.	1.37	2.00	1.20	1.51	1.00	1.33
MINIBUS FARE MIN.WITH IN CITY	TICKET	0.00	0.00	0.00	0.00	0.00	0.00
MINIBUS FARE MAX.WITH IN CITY	TICKET	0.00	0.00	0.00	0.00	0.00	0.00
SUZUKI FARE MIN.WITH IN CITY	TICKET	0.00	10.00	15.00	10.00	10.00	0.00
SUZUKI FARE MAXIMUM W.IN CITY	TICKET	0.00	15.00	25.00	20.00	25.00	0.00
AIR FARE ECONOMY CLASS.	P/KM.	0.00	0.00	0.00	0.00	0.00	0.00
POSTAL ENVELOPE DOMESTIC	EACH	8.00	8.00	8.00	8.00	8.00	8.00
ENVELOPE FOR SAUDI ARABIA	EACH	50.00	50.00	50.00	50.00	50.00	50.00
POSTAL REGISTRATION CHARGES	EACH	28.00	28.00	28.00	28.00	28.00	28.00
U.M.S. REG CHARGES MIN.	EACH	59.00	59.00	59.00	59.00	59.00	59.00
T.C.S. CH. MIN.WITH IN ZONE	EACH	150.00	150.00	110.00	150.00	150.00	150.00
TELEPHONE CHARGES LOCAL CALL	P/CALL	3.94	3.94	3.94	3.94	3.94	3.94
TEL CHARGES OUT SIDE CITY	P/CALL	3.94	3.94	3.94	3.94	3.94	3.94
INTERNET CHARGES	P/HOUR	60.00	50.00	45.00	40.00	27.50	27.50
MOBILE CELL CHARGES	P/UNIT	3.00	3.00	3.00	4.50	2.50	3.06
FAX CHARGES (LOCAL)	P/PAGE	20.00	20.00	15.00	10.00	17.50	17.50
TELEPHONE SET AV. QLTY	EACH	1275.00	900.00	525.00	1150.00	825.00	650.00
MOBILE SET NOKIA/SONY/ERICSON/SAMSUNG WITHOUT CAMERA	EACH	3200.00	2300.00	3200.00	5200.00	3650.00	3650.00
T.V. 20" COLORED WEGA H-A21.	EACH	19000.00	22000.00	23250.00	23800.00	18000.00	17500.00
T.V 20" COLOR CHINA/KORIA)	EACH	6650.00	6850.00	14250.00	15300.00	13000.00	12000.00
V.C.P. PANASONIC/LG/NAT	EACH	0.00	0.00	6500.00	5500.00	5000.00	0.00
DVD/VCD PLAYER PANASONIC/LG	EACH	4100.00	5750.00	4500.00	4950.00	5000.00	5500.00
RADIO WITH C.PLAYER NATIONAL	EACH	1500.00	4500.00	3000.00	2100.00	1800.00	1250.00
PERSONNEL COMPUTER (BRANDED)	EACH	40000.00	25000.00	43250.00	35000.00	66000.00	50000.00
VID. CASSETTE BLK. TDK/SONY	EACH	190.00	165.00	150.00	200.00	180.00	100.00
COM. C.D. (TDK/IMATION)	EACH	95.00	45.00	30.00	45.00	50.00	35.00
TAPE RECORDER CASSETTE BLANK	EACH	75.00	50.00	50.00	55.00	50.00	40.00
VIDEO GAME SEGA 16 BYTE	EACH	1300.00	0.00	1500.00	1650.00	1150.00	1150.00
CINEMA A/C. HIGH CLASS	TICKET	0.00	100.00	0.00	0.00	0.00	0.00
CINEMA NON-A/C HIGH CLASS	TICKET	0.00	0.00	0.00	35.00	0.00	30.00
CABLE CHARGES	PER MONT	300.00	250.00	250.00	275.00	300.00	250.00
TV.LICENCE FEE DOMESTIC	YEARLY	420.00	420.00	420.00	420.00	420.00	420.00
ENGLISH BOOK CLASS V1	EACH	78.00	78.00	78.00	78.00	78.00	78.00
ENGLISH BOOK CLASS IX OR X	EACH	130.00	130.00	130.00	130.00	130.00	130.00
ENG. BOOK IST.YR COMPLETE SET	EACH	84.00	84.00	84.00	84.00	84.00	84.00
ENGLISH BOOK BA/B.SC	EACH	178.00	178.00	178.00	178.00	178.00	178.00
URDU BOOK CLASS V (T.B.BORD)	EACH	71.00	71.00	71.00	71.00	71.00	71.00
URDU BOOK CLASS IX/(T.B.B)	EACH	137.00	137.00	137.00	137.00	137.00	137.00
URDU BOOK IST.YEAR/INTER	EACH	53.00	53.00	53.00	53.00	53.00	53.00
URDU BOOK BA/B.SC	EACH	140.00	140.00	140.00	140.00	140.00	140.00
MATHS BOOK CALSS V (T.B.B)	EACH	84.00	84.00	84.00	84.00	84.00	84.00
MATHS BOOK CLASS IX OR X	EACH	270.00	270.00	270.00	270.00	270.00	270.00
MATHS BOOK IST.YEAR (T.B.B)	EACH	156.00	156.00	156.00	156.00	156.00	156.00
PAKISTAN STUDIES BOOK BA/B.SC	EACH	125.00	125.00	125.00	125.00	125.00	125.00
DAILY "DAWN"	P/COPY	19.00	19.00	19.00	19.00	19.00	19.00
DAILY "JANG"	P/COPY	12.00	12.00	12.00	12.00	12.00	12.00
DAILY "NAWA-E-WAQT"	P/COPY	12.00	12.00	12.00	12.00	12.00	12.00
WEEKLY "AKHBAR-E-JAHAN"	P/COPY	55.00	55.00	55.00	55.00	55.00	55.00
WEEKLY "MAG"	P/COPY	45.00	45.00	45.00	45.00	45.00	45.00
MONTHLY "NAUNEHAL DIGEST"	P/COPY	35.00	35.00	35.00	35.00	35.00	35.00
PAPER FOOLSCAPE (27"x17")	QUIRE	47.50	60.00	45.00	27.50	50.00	50.00
EXERCISE.BOOK LINED 80/100 PGS	EACH	43.75	60.00	45.00	70.00	70.00	70.00
PENCILGOLDFISH/DEER	EACH	6.00	6.50	6.00	5.00	7.00	7.00
PEN INK DOLLOR 57 ML BOTTLE	EACH	20.00	20.00	20.00	20.00	25.00	25.00

Contd.

7.11 Intercity Consumer Prices September, 2015

Description	Unit	Vehari	Sargodha	Mianwali	Bahawal-pur	Bahawal-nagar	R.Y. Khan
PHOTOSTATE PAPER 70 GM	PRT	320.00	390.00	360.00	280.00	350.00	350.00
BALL PEN (local)	EACH	5.00	7.00	6.00	5.00	8.00	8.00
FOUNTAIN PEN HERO/WINGS/CHINA	EACH	50.00	47.50	45.00	45.00	50.00	50.00
PRIVATE SCHOOL FEE ENGLISH MEDIUM AVERAGE STANDARD (CLASS I)	P/MONTH	1137.50	1100.00	1200.00	3087.50	875.00	1000.00
PRIVATE SCHOOL FEE ENGLISH MEDIUM AVERAGE STANDARD (CLASS V)	P/MONTH	1137.50	1500.00	1600.00	3112.50	1087.50	1400.00
PRIVATE SCHOOL FEE ENGLISH MEDIUM AVERAGE STANDARD (CLASS VI)	P/MONTH	1350.00	1650.00	2000.00	3162.50	1125.00	1500.00
PRIVATE SCHOOL FEE ENGLISH MEDIUM AVERAGE STANDARD (CLASS X)	P/MONTH	1425.00	1950.00	2420.00	3337.50	1650.00	1700.00
PRIVATE MEDICLE COLLEGE FEE MBBS (1ST YEAR)	P/MONTH	0.00	0.00	0.00	0.00	0.00	0.00
PRIVATE ENGINEERING COLLEGE FEE (ISTR YEAR)	P/MONTH	0.00	0.00	0.00	0.00	0.00	0.00
GOVT. COLLEGE FEE 1ST. YEAR	MONTH	50.00	50.00	50.00	50.00	50.00	50.00
GOVT. COLLEGE FEE 4TH. YEAR	MONTH	60.00	60.00	60.00	60.00	60.00	60.00
GOVT. UNIVERSITY FEE MSC.	MONTH	183.33	80.00	100.00	110.00	110.00	110.00
GOVT. MED. COLLEGE FEE MBBS	MONTH	0.00	0.00	0.00	1289.00	0.00	1050.00
GOVT. ENGG. COLL. FEE I YEAR	MONTH	0.00	600.00	0.00	2000.00	0.00	500.00
COACHING FEE FOR CLASS IX/X	P/MONTH	1200.00	400.00	1500.00	1500.00	1100.00	500.00
COACHING CHARGES FOR CLASS 1ST YEAR/INTER (SCIENCE)	P/MONTH	1800.00	900.00	2500.00	1750.00	1500.00	700.00
COACHING CHARGES FOR CLASS 1ST YEAR/INTER (COMMERCE)	P/MONTH	1500.00	600.00	1000.00	1500.00	1500.00	600.00
I.T. TUITION FEES	P/MONTH	2583.00	1500.00	0.00	2417.00	0.00	2000.00
MBA TUITION FEES	P/MONTH	2583.00	0.00	0.00	2750.00	0.00	4585.00
BREAD TANDOORI ST. SIZE	EACH	5.00	6.50	6.00	5.00	7.00	6.00
COOKED MUTTON (AV. HOTEL)	PLATE	120.00	200.00	140.00	95.00	150.00	150.00
COOKED BEEF (AV. HOTEL)	PLATE	70.00	110.00	100.00	70.00	120.00	70.00
COOKED DAL (AV. HOTEL)	PLATE	50.00	40.00	40.00	50.00	50.00	52.50
CHICKEN BIRYANI FULL/DOUBLE	PLATE	145.00	120.00	140.00	110.00	150.00	120.00
TEA PREPARED (ORDINARY)	CUP	20.00	20.00	15.00	15.00	20.00	20.00
HAIRCUT CHARGES FOR MEN	P/CUT	70.00	70.00	50.00	95.00	60.00	60.00
BEAUTY PORL HAIR STYL CHARGE	P/STY.	262.50	275.00	250.00	390.00	300.00	300.00
SHAVING CHARGES	PER SHV	32.50	55.00	30.00	50.00	30.00	30.00
LIPSTICK S.MISS/MEDORA	EACH	110.00	110.00	110.00	90.00	120.00	120.00
NAIL POLISH S.MISS/MEDORA	EACH	60.00	110.00	95.00	95.00	60.00	60.00
PERFUME MED.SIZE MEDORA/BROACH	EACH	202.50	200.00	120.00	200.00	220.00	200.00
HAIR-OIL AMLA/CHAMBELI	BOTTLE	120.00	120.00	110.00	110.00	120.00	120.00
TOILET SOAP LUX 95 GRAMS	EACH	34.70	34.70	34.70	34.70	34.70	34.70
TOILET SOAP LIFEBOUY 140 GRM	EACH	37.00	37.00	37.00	37.00	37.00	37.00
TOILET SOAP SAFEGUARD BATH SIZE	EACH	46.00	48.00	50.00	46.00	46.00	46.00
TOOTHPASTE MACKLINES 70 GRM	EACH	50.00	50.00	50.00	50.00	50.00	50.00
TOOTHPAST MED SIZE CLGATE 70 GMS	EACH	60.67	60.67	60.67	60.67	60.67	60.67
TOOTHBRUSH SHEILD A/PLAUQUE	EACH	51.25	40.00	50.00	25.00	30.00	25.00
TOOTHPOWDER DENTONIC 90 GRM	EACH	28.00	28.00	25.00	28.00	28.00	28.00
HAIR-COLOUR BEGIN (6 GMS)	EACH	100.00	100.00	100.00	100.00	100.00	100.00
HAIR COLOUR (KALAKOLA)	BOTTLE	120.00	130.00	120.00	130.00	130.00	130.00
FACECREAM PONDS (MEDIUM)	EACH	110.00	110.00	110.00	110.00	110.00	110.00
TALC POWDER VICE ROAY,B.CAT	EACH	152.50	150.00	145.00	135.00	145.00	150.00
BLADE TREET ORDINARY 10'S	PKT.	35.00	40.00	40.00	30.00	35.00	30.00
BLADE 7-O-CLOCK STAIN. 5'S	PKT.	30.00	30.00	35.00	30.00	35.00	30.00
SHAMPOO SUNSILK/PAINTIN 100 ML	BOTTLE	110.00	110.00	110.00	110.00	110.00	110.00
BEAUTY CREAM (FAIR & LOVELY)	EACH	165.00	165.00	165.00	165.00	165.00	165.00
HAIR REMOVING CREAM (EU-CREAM)	TUBE	65.00	60.00	65.00	60.00	65.00	60.00
GEL MEDIUM SIZE	BOTTLE	60.00	100.00	85.00	100.00	130.00	100.00
DISPOSABLE RAZOR GILLET-II	EACH	45.00	40.00	45.00	40.00	45.00	42.00
SHAVING CREAM TOUCH-ME/ADM.	EACH	62.50	60.00	65.00	65.00	65.00	65.00
GOLD TEZABI 24 CT	10 GM.	38323.00	38923.00	35840.00	38394.00	37980.00	37794.00
SILVER TEZABI 24 CT	10 GM.	557.00	600.00	540.00	557.00	532.00	557.00
ARTIFICIAL JEWELLARY SET	SET	525.00	550.00	1000.00	725.00	1000.00	300.00
WRIST WATCH GENTS CITIZEN (ORIGINAL) ***	EACH	3500.00	7000.00	4100.00	7200.00	3200.00	3000.00
WRIST WATCH LADIES CITIZEN (ORIGINAL) ***	EACH	3500.00	7000.00	4100.00	7000.00	3200.00	3000.00
WALL CLOCK QUARTZ AV.QLTY	EACH	525.00	550.00	600.00	1100.00	600.00	500.00
SUITCASE REXIN (24"x16"x6")	EACH	857.50	1750.00	1000.00	1600.00	1800.00	1500.00
TRUNK MEDIUM SIZE ***	EACH	962.50	1800.00	1990.00	1800.00	1400.00	1400.00
PURSE LADIES (LEATHER) AVERAGE QUALITY	EACH	543.75	650.00	700.00	1100.00	1300.00	1200.00

7.11 Intercity Consumer Prices September, 2015

Description	Unit	Karachi	Hyder- abad	Nawab- shah	Mirpur- khas	Mithi	Sukkar	Larkana	Dadu
WHEAT	10 KG.	350.00	325.00	280.00	325.00	325.00	300.00	275.00	300.00
WHEAT FLOUR FINE/SUPERIOR.	KG.	46.31	46.75	40.00	46.00	46.00	37.00	38.00	40.00
WHEAT FLOUR AVG. QLTY	KG.	40.62	41.00	40.00	36.00	36.00	36.50	36.00	36.00
WHEAT FLOUR BAG	10 KG.	413.08	410.00	380.00	360.00	360.00	365.00	360.00	400.00
MAIDA	KG.	51.54	50.00	50.00	48.00	50.00	50.00	45.00	45.00
SUJI	KG.	51.54	50.00	60.00	48.00	48.00	55.00	45.00	50.00
BESAN AV. QLTY.	KG.	123.08	130.00	110.00	110.00	110.00	105.00	112.50	110.00
RICE BASMATI SUP. QLTY.	KG.	153.08	130.00	140.00	120.00	120.00	140.00	140.00	140.00
RICE BASMATI 385/386	KG.	86.54	70.00	60.00	60.00	65.00	75.00	75.00	70.00
RICE BASMATI BROKEN AV.QLTY	KG.	73.08	70.00	70.00	45.00	45.00	67.50	80.00	50.00
RICE IRRI-6 (SINDH/PUNJAB)	KG.	44.62	40.00	50.00	33.00	35.00	52.50	32.00	35.00
VERMICELLI	KG.	83.08	80.00	80.00	85.00	85.00	80.00	70.00	70.00
BREAD PLAIN MEDIUM SIZE	EACH	45.00	44.00	48.00	45.00	45.00	50.00	40.00	45.00
RUSK (PAPAY)	KG.	186.15	172.50	200.00	140.00	150.00	230.00	200.00	240.00
BISCUITS-PACKED	PKT	35.00	35.00	35.00	35.00	35.00	35.00	35.00	35.00
BISCUIT-BAKERY (LOOSE)	250 GM	83.08	77.50	90.00	50.00	50.00	60.00	100.00	60.00
CORNFLAKS FAUJI 225 GM.	PKT	171.00	166.50	225.00	180.00	180.00	176.40	180.00	166.50
SAMOSA (VEGATABLE)	EACH	12.92	10.00	7.00	10.00	8.00	11.00	12.00	15.00
PASTRY AV.QLTY.	EACH	20.62	19.00	20.00	15.00	10.00	12.50	37.50	20.00
PATTIES (VEGATABLES)	EACH	16.62	10.50	10.00	15.00	10.00	12.50	20.00	10.00
NIMCO	250 GM	81.54	52.50	90.00	60.00	60.00	70.00	77.50	50.00
CHIPS	250 GM	96.54	70.00	90.00	60.00	60.00	75.00	87.50	60.00
BEEF WITH BONE AV.QLTY.	KG	346.15	310.00	350.00	240.00	0.00	310.00	300.00	280.00
MUTTON AV.QLTY.	KG	665.38	600.00	550.00	600.00	550.00	565.00	600.00	600.00
CHICKEN FARM BROILER (LIVE)	KG	133.08	145.00	160.00	120.00	130.00	146.00	140.00	140.00
FISH-RAHU MEDIUM SIZE	KG	259.23	280.00	350.00	275.00	300.00	325.00	275.00	360.00
MILK FRESH (UNBOILED)	LTR.	84.00	80.00	80.00	75.00	65.00	75.00	80.00	80.00
CURD	KG.	120.00	106.00	100.00	90.00	80.00	90.00	95.00	100.00
MILK TETRA PACK 1/2 LTR.	PKT.	60.00	50.00	60.00	60.00	60.00	60.00	60.00	60.00
LACTOGEN 400 GRAMS	PKT.	425.00	425.00	420.00	400.00	400.00	425.00	425.00	430.00
POWDER MILK NIDO 400GM.	PKT	360.00	350.00	340.00	340.00	340.00	360.00	350.00	350.00
MILK POWDER LOOSE/PACKED	KG.	506.15	562.50	560.00	480.00	480.00	480.00	450.00	370.00
BUTTER LOCAL PACKED	50 GM.	25.31	25.00	52.00	25.00	25.00	27.50	27.00	30.00
EGGS FARM	DOZ	88.62	90.00	70.00	70.00	90.00	104.00	85.00	100.00
MUSTARD OIL AV.QLTY.	KG.	161.54	140.00	160.00	130.00	130.00	130.00	200.00	160.00
COOKING OIL (DALDA)	2.5LTR	455.00	469.00	440.00	550.00	550.00	493.00	490.00	450.00
COOKING OIL (PAKWAN) OTHER BRAND SPECIFY	2.5 LTR	455.00	345.00	350.00	540.00	540.00	493.00	405.00	400.00
VEGETABLE GHEE TIN	2.5KG.	453.00	452.00	460.00	530.00	530.00	475.00	480.00	450.00
VEGETABLE GHEE (LOOSE)	KG.	141.54	140.00	136.25	150.00	150.00	140.00	135.00	100.00
DATES AV.QLTY.	KG.	206.15	147.50	220.00	150.00	150.00	175.00	160.00	220.00
PISTACHIO AV.QLTY.	50 GM.	143.08	140.00	100.00	80.00	85.00	150.00	130.00	120.00
ALMONDS WHOLE AV.QLTY.	KG.	1161.54	575.00	600.00	700.00	710.00	850.00	1200.00	620.00
COCONUT DRY AV.QLTY.	KG.	366.15	240.00	220.00	220.00	230.00	240.00	260.00	260.00
RAISINS AV.QLTY.	50 GM.	26.54	20.00	25.00	20.00	20.00	25.00	20.00	25.00
GROUNDNUTS (WITH SHELL)	KG.	266.15	150.00	130.00	120.00	125.00	240.00	135.00	130.00
MALTA/MOSAMBI	DOZ	0.00	0.00	0.00	0.00	0.00	0.00	0.00	0.00
KINNU	DOZ	0.00	0.00	0.00	0.00	0.00	0.00	0.00	0.00
APPLE	KG	106.15	80.00	150.00	80.00	80.00	100.00	95.00	100.00
ALOO BUKHARA	KG	0.00	0.00	0.00	0.00	0.00	0.00	0.00	0.00
POMEGRANATE (ANNAR)	KG	159.23	146.25	170.00	200.00	200.00	135.00	170.00	150.00
GRAPES	KG	139.23	160.00	150.00	160.00	180.00	160.00	155.00	180.00
BANANAS	DOZ	63.08	60.00	60.00	40.00	40.00	60.00	60.00	30.00
MANGO KALMI	KG	126.15	167.50	80.00	150.00	160.00	110.00	110.00	200.00
GUAVA	KG	66.15	41.25	50.00	120.00	130.00	30.00	60.00	50.00
WATERMELON (TURBOOZ)	KG	0.00	0.00	0.00	0.00	0.00	0.00	0.00	0.00
MUSKMELON (KHARBOOZA)	KG	0.00	0.00	0.00	0.00	0.00	0.00	0.00	0.00
SWEETMELON (GARMA)	KG	63.08	66.25	70.00	100.00	110.00	50.00	35.00	40.00
PULSE MASOOR (WHOLE)	KG.	133.08	106.88	130.00	115.00	115.00	125.00	110.00	120.00
PULSE MASOOR (WASHED)	KG.	143.08	132.50	120.00	130.00	130.00	140.00	122.50	130.00
PULSE MOONG (WASHED)	KG.	173.08	166.25	160.00	160.00	160.00	140.00	170.00	170.00
PULSE MASH (WASHED)	KG.	189.62	184.38	160.00	190.00	190.00	180.00	180.00	140.00

Contd.

7.11 Intercity Consumer Prices September, 2015

Description	Unit	Karachi	Hyder- abad	Nawab- shah	Mirpur- khas	Mithi	Sukkar	Larkana	Dadu
PULSE GRAM	KG.	118.08	120.00	80.00	115.00	115.00	115.00	115.00	110.00
GRAM WHOLE BLACK AV.QLTY.	KG.	103.08	75.00	70.00	110.00	110.00	100.00	105.00	70.00
GRAM WHOLE YELLOW AV.QLTY	KG.	116.54	115.00	100.00	120.00	130.00	110.00	120.00	100.00
BEANS (LAL LOBIA)	KG.	153.08	120.00	100.00	120.00	120.00	155.00	137.50	140.00
POTATOES	KG	21.54	20.00	15.00	15.00	15.00	17.50	20.00	17.50
ONION	KG	53.08	60.00	40.00	50.00	50.00	45.00	50.00	42.50
TURNIP	KG	0.00	0.00	0.00	0.00	0.00	0.00	0.00	0.00
RADISH	KG	53.08	35.00	20.00	40.00	40.00	60.00	30.00	35.00
TOMATOES	KG	63.08	60.00	60.00	60.00	65.00	45.00	60.00	60.00
CABBAGE	KG	0.00	0.00	0.00	0.00	0.00	0.00	0.00	0.00
CAULIFLOWER	KG	0.00	0.00	0.00	0.00	0.00	0.00	0.00	0.00
BRINJAL	KG	46.15	45.00	30.00	30.00	35.00	30.00	20.00	20.00
PUMPKIN	KG	0.00	0.00	0.00	0.00	0.00	0.00	0.00	0.00
BOTTLEGOURD	KG	53.08	60.00	50.00	40.00	50.00	40.00	40.00	30.00
LADY FINGER	KG	86.15	80.00	80.00	60.00	70.00	70.00	60.00	40.00
PEAS	KG	0.00	0.00	0.00	0.00	0.00	0.00	0.00	0.00
SPINACH	KG	33.08	32.50	30.00	30.00	40.00	20.00	10.00	10.00
TINDA	KG	63.08	63.75	30.00	55.00	60.00	45.00	30.00	40.00
TURAI	KG	53.08	43.75	80.00	50.00	60.00	60.00	30.00	20.00
KARAILA	KG	66.15	70.00	60.00	50.00	60.00	80.00	60.00	40.00
ARVI	KG	73.08	80.00	70.00	80.00	80.00	60.00	60.00	60.00
CHILLIES GREEN	KG	86.15	80.00	60.00	60.00	50.00	70.00	50.00	60.00
CARROT	KG	0.00	0.00	0.00	0.00	0.00	0.00	0.00	0.00
COCUMBER (KHEERA)	KG	63.08	70.00	50.00	80.00	80.00	100.00	60.00	75.00
LEMON	250GM	43.08	40.00	60.00	50.00	50.00	30.00	25.00	30.00
SUGAR REFINED	KG.	63.92	62.00	55.00	60.00	60.00	62.50	63.00	62.00
GUR AV.QLTY	KG.	103.08	90.00	75.00	85.00	85.00	90.00	85.00	80.00
HONEY LANGANESE 500 GM.	BOTTLE	800.00	800.00	800.00	740.00	740.00	750.00	820.00	750.00
MILO 200 GM.	BOTTLE	210.00	215.00	170.00	209.00	190.00	206.00	220.00	200.00
CUSTARD POWDER RAFHAN 300 GM.	PKT	75.00	75.00	70.00	75.00	75.00	75.00	70.00	75.00
TOFFEE (HILAL)	EACH	1.00	1.00	1.00	1.00	1.00	1.00	2.00	1.00
CHOWKELATE CANDY (SMALL SIZE)	EACH	5.00	5.00	5.00	5.00	5.00	5.00	5.00	5.00
SWEETMEAT (MIXED)	KG	486.15	380.00	350.00	300.00	300.00	380.00	440.00	350.00
ICE CREAM WALLS	CUP.	40.00	40.00	40.00	40.00	40.00	40.00	40.00	40.00
ICE	KG	10.00	10.00	20.00	10.00	10.00	9.00	15.00	10.00
JAM AHMED/MITCHELLES	BOTTLE	131.54	130.00	120.00	120.00	120.00	130.00	120.00	125.00
SQUASH-MITCHELLES	BOTTLE	150.00	160.00	140.00	135.00	135.00	150.00	135.00	150.00
ROOH AFZA	BOTTLE	150.00	160.00	150.00	150.00	150.00	155.00	150.00	150.00
JAM-E-SHIREEN	BOTTLE	160.00	160.00	150.00	160.00	160.00	155.00	150.00	150.00
SAUNF	50 GM	21.54	20.00	20.00	12.00	16.00	20.00	20.00	20.00
CINAMON LOOSE AV. QLTY	50 GM.	31.54	25.00	35.00	20.00	20.00	27.50	20.00	20.00
CUMINSEED WHITE NATIONAL	50 GM.	54.00	52.00	50.00	50.00	50.00	52.00	50.00	54.00
PEPPER BLACK NATIONAL	50 GM.	96.00	96.00	96.00	92.00	92.00	96.00	96.00	96.00
CLOVES LOOSE AV.QLTY	50 GM.	78.08	90.00	90.00	70.00	80.00	90.00	100.00	90.00
CARDAMOM LARGE LOOSE AV.QLTY	50 GM.	173.08	140.00	100.00	170.00	170.00	130.00	130.00	80.00
CARDAMOM SMALL AV.QLTY	50 GM.	86.15	98.75	100.00	60.00	65.00	82.50	100.00	70.00
SALT-POWDERED (LAHORI) LOOSE	KG.	12.00	10.00	8.00	8.00	10.00	9.00	10.00	10.00
SALT POWDERED (NATIONAL/SHAN)	PKT	25.00	25.00	25.00	20.00	20.00	25.00	25.00	25.00
CHILLIES POWD.NATIONAL 200GM	PKT	105.00	105.00	105.00	105.00	105.00	105.00	105.00	105.00
CHILLIES POWDER LOOS	KG.	306.15	300.00	250.00	220.00	230.00	265.00	240.00	260.00
CORRIANDER SEED POWD.NATIONAL	PKT	104.00	88.00	88.00	78.00	78.00	104.00	78.00	104.00
CORRIANDER SEED (LOOSE)	KG.	253.08	222.50	250.00	200.00	210.00	220.00	240.00	220.00
TURMERIC POWD.NATIONAL 50GM	PKT.	35.00	35.00	35.00	35.00	35.00	35.00	35.00	35.00
CURRY POWD. NATIONAL 200 GM	PKT.	86.00	87.00	86.00	86.00	86.00	87.00	86.00	86.00
TOMATO KETCHUP AHMED/MITCHL	BOTTLE	80.00	75.00	100.00	85.00	85.00	80.00	102.50	90.00
PICKLES AHMED/MITCHELLES	BOTTLE	100.00	105.00	95.00	90.00	90.00	110.00	110.00	125.00
VINEGAR SYNTHETIC (SIRKA)	BOTTLE	60.00	50.00	80.00	65.00	65.00	65.00	85.00	85.00
GARLIC	KG	186.15	160.00	170.00	160.00	170.00	160.00	140.00	140.00
GINGER	KG	209.23	200.00	230.00	180.00	190.00	180.00	160.00	280.00
TAPAL DANEDAR TEA 200GM PACKET	PKT	168.42	166.32	157.89	176.84	176.84	176.84	136.84	136.84
TEA LIPTON YELLOW LABEL 200GM.	PKT.	176.84	176.84	149.47	176.84	176.84	176.84	176.84	157.89

Contd.

7.11 Intercity Consumer Prices September, 2015

Description	Unit	Karachi	Hyder- abad	Nawab- shah	Mirpur- khas	Mithi	Sukkar	Larkana	Dadu
TEA LOOSE KENYA AV.QLTY 250GM.	PKT.	153.08	120.00	135.00	180.00	180.00	130.00	125.00	135.00
COFFEE-NESCAFE 75 GM. **	BOTTLE	320.00	300.00	320.00	300.00	300.00	320.00	345.00	360.00
COLD DRINK (STANDARD SIZ)	BOTTLE	25.00	25.00	25.00	25.00	25.00	25.00	25.00	25.00
FRUIT JUICE TETRA PACK	PKT.	18.00	20.00	20.00	15.00	15.00	15.00	15.00	15.00
MINERAL WATER NESTLE 1.5 LTR	BOTTLE	50.00	50.00	50.00	45.00	45.00	45.00	45.00	50.00
CIGARETTES K-2 10'S **	PKT	55.00	55.00	50.00	55.00	55.00	55.00	55.00	60.00
CIGARETTES CAPSTAN 10'S **	PKT	60.00	60.00	60.00	60.00	60.00	57.00	57.00	60.00
CIGARETTES GOLD LEAF 20'S	PKT	120.00	120.00	120.00	110.00	110.00	110.00	110.00	120.00
CIGARETTES MORVEN GOLD 20'S	PKT	60.00	60.00	50.00	60.00	60.00	57.00	60.00	60.00
BETEL LEAVES	50GM.	80.00	66.25	70.00	60.00	65.00	80.00	72.50	100.00
BETEL NUTS	KG.	286.15	266.25	240.00	280.00	280.00	320.00	260.00	320.00
LONG CLOTH 57" GUL AHMED/AL-KARAM	METER	180.00	210.00	300.00	170.00	170.00	230.00	195.00	230.00
SHIRTING AV.QLTY.	METER	153.08	140.00	200.00	100.00	100.00	120.00	130.00	130.00
PANT CLOTH W & WEAR AV.QLTY	METER	379.62	387.50	450.00	300.00	300.00	450.00	350.00	300.00
LAWN PRINTED GUL AHMED/AL-KARAM	METER	360.00	215.00	400.00	270.00	275.00	375.00	333.00	230.00
GEORGETTE AV.QLTY	METER	114.62	110.00	225.00	130.00	140.00	150.00	130.00	100.00
LINEN AV.QLTY ***	METER	159.23	130.00	150.00	140.00	150.00	140.00	175.00	120.00
HEAVY WT SUITING LAWERNCPUR AVG QLTY	METER	1415.38	1250.00	1400.00	1400.00	1400.00	1250.00	1100.00	900.00
HEAVY WT SUITING LAWERNCPUR SUP QLTY	METER	2700.00	2250.00	2300.00	1500.00	1500.00	1500.00	1300.00	1300.00
TROPICAL SUITING LAW.PUR	METER	1475.00	1100.00	925.00	900.00	900.00	1000.00	900.00	750.00
PANT BOY 24"/26" LENGTH.	EACH	515.38	420.00	900.00	400.00	350.00	400.00	325.00	550.00
SHIRT BOY 24"/26" LENGTH	EACH	415.38	375.00	800.00	300.00	300.00	400.00	320.00	450.00
SCHOOL UNI. PANT,SHIRT BOYS	SUIT	726.92	683.33	900.00	700.00	700.00	600.00	500.00	550.00
SCHOOL UNI. KAMEEZ,SHAL.BOYS	SUIT	565.38	633.33	800.00	600.00	600.00	600.00	550.00	475.00
SCHOOL UNI. KAMEEZ,SHAL.GIRL	SUIT	630.77	562.50	900.00	700.00	725.00	600.00	550.00	540.00
FROCK W/WEAR GIRLS	EACH	1061.54	1150.00	900.00	600.00	500.00	900.00	500.00	630.00
AWAMI-SUIT W & W(BOY) 24"/26	SUIT	926.92	700.00	1000.00	800.00	750.00	900.00	580.00	685.00
AWAMI-SUIT W&W (GENTS)AV.QLTY	SUIT	1592.31	1200.00	1600.00	1200.00	1000.00	1000.00	850.00	960.00
PULLOVER GENTS OXFORD/BON.	EACH	2800.00	2410.00	2800.00	2000.00	2000.00	2200.00	2085.00	2800.00
PULLOVER LADIES OXFORD/BON.	EACH	3000.00	2310.00	2500.00	1800.00	1800.00	2000.00	1800.00	2300.00
PULLOVER (GENTS) OTHERS A.QLTY	EACH	861.54	900.00	1500.00	600.00	700.00	800.00	700.00	600.00
SECOND-HAND COAT FOR MEN	EACH	430.77	300.00	350.00	400.00	525.00	400.00	400.00	300.00
SECONDHAND SWEETER FOR MEN DUP QLTY	EACH	265.38	140.00	300.00	300.00	325.00	225.00	290.00	200.00
SECONDHAND WINTER JACKET	EACH	475.00	225.00	450.00	280.00	260.00	400.00	425.00	250.00
UNDERWEAR AV.QLTY MEDIUM SIZE	EACH	177.69	76.88	150.00	80.00	80.00	110.00	150.00	60.00
VEST FOR MEN AV.QLTY.	EACH	184.62	95.00	120.00	80.00	70.00	100.00	105.00	100.00
VEST/SHAMEEZ (WOMEN) AVG. QLTY	EACH	146.15	150.00	350.00	70.00	70.00	120.00	140.00	140.00
SOCKS NYLON (PAKISTANI)	PAIR	76.15	60.00	100.00	70.00	50.00	90.00	82.50	50.00
BRASSIER AV.QLTY.	EACH	179.23	111.25	250.00	125.00	80.00	135.00	180.00	100.00
BRASSIER SUP QLTY	EACH	329.23	200.00	400.00	300.00	300.00	300.00	280.00	200.00
DOPATTA GEORGETTE AV.QLTY.	EACH	243.08	200.00	350.00	300.00	300.00	225.00	300.00	250.00
DOPATTA COTTON AV GLTY	EACH	265.38	150.00	300.00	190.00	250.00	175.00	220.00	200.00
CHADDAR (W/WEAR) (2x2.5 MTR)	EACH	515.38	312.50	1000.00	350.00	350.00	275.00	520.00	350.00
LUNGI/DHOTI(COTTON) AVG. QLTY	EACH	315.38	287.50	300.00	350.00	310.00	250.00	480.00	250.00
HANDKERCHIEF AVG. QLTY PAK	EACH	53.08	30.00	60.00	40.00	40.00	50.00	50.00	45.00
HANDKERCHIEF SUP. QLTY PAK	EACH	86.15	60.00	120.00	65.00	60.00	77.50	75.00	120.00
GLOVES AV QLTY	PAIR	53.08	60.00	80.00	70.00	60.00	90.00	55.00	100.00
AZARBAND COTTON AVG. QLTY	EACH	15.00	11.00	25.00	10.00	8.00	20.00	25.00	15.00
SEWING THREAD(REEL(ASLI PARI)	EACH	7.00	6.00	7.00	7.00	7.00	7.00	7.00	7.00
WASHING CHARGES PAINT & SHIRT	SUIT	73.08	95.00	50.00	60.00	50.00	55.00	60.00	40.00
DRY CLEANING SUIT COAT PANT	SUIT	315.38	246.67	150.00	200.00	200.00	250.00	270.00	160.00
WASHING CH. (KAMIZ-SHALWAR)	PAIR	73.08	65.00	80.00	50.00	50.00	50.00	50.00	30.00
TAILORING SHIRT	EACH	415.38	337.50	450.00	200.00	250.00	400.00	375.00	200.00
TAILORING CHARGES PANT (MEN)	EACH	696.15	662.50	500.00	250.00	250.00	600.00	550.00	300.00
TAILORING COAT-PANT SUIT	SUIT	5153.85	3450.00	4000.00	3000.00	3000.00	4000.00	3200.00	3200.00
TAILORING AWAMI-SUIT (MALE)	SUIT	592.31	556.25	600.00	400.00	300.00	550.00	600.00	475.00
TAILORING SUIT FEMALE	SUIT	661.54	431.25	500.00	400.00	300.00	550.00	600.00	250.00
GENTS SHOES PAUL BATA	PAIR	1199.00	1199.00	1199.00	1199.00	1199.00	1199.00	1199.00	1199.00
GENTS SANDAL BATA	PAIR	699.00	699.00	699.00	699.00	699.00	699.00	699.00	699.00
GENTS SPOUNG CHAPPAL BATA	PAIR	179.00	179.00	179.00	179.00	179.00	179.00	179.00	179.00
LADIES SANDAL BATA	PAIR	499.00	499.00	499.00	499.00	499.00	499.00	499.00	499.00

Contd.

7.11 Intercity Consumer Prices September, 2015

Description	Unit	Karachi	Hyder- abad	Nawab- shah	Mirpur- khas	Mithi	Sukkar	Larkana	Dadu
LADIES SPOUNG CHAPPAL BATA	PAIR	179.00	179.00	179.00	179.00	179.00	179.00	179.00	179.00
CHILD SHOE POWER LITE BATA	PAIR	599.00	599.00	599.00	599.00	599.00	599.00	599.00	599.00
GENTS SHOE, ART 1109 SERVICE	PAIR	999.00	999.00	999.00	999.00	999.00	999.00	999.00	999.00
NYLON JOGGER 27 SIZE 2-5 ***	PAIR	1299.00	1299.00	1299.00	1299.00	1299.00	1299.00	1299.00	1299.00
CHINA FOOT WEAR AV. QLTY (MALE) *	PAIR	780.77	550.00	600.00	450.00	400.00	500.00	750.00	800.00
CHINA FOOT WEAR AV. QLTY (FEMALE) *	PAIR	761.54	400.00	400.00	250.00	240.00	425.00	300.00	450.00
CHINA FOOT WEAR AV. QLTY (CHILDREN) *	PAIR	630.77	400.00	380.00	200.00	220.00	425.00	300.00	591.00
SHOE REPAIR HALF SOLE	PAIR	129.23	80.00	80.00	70.00	50.00	65.00	170.00	50.00
SHOES POLISH CHARGES AVERAGE SHOP	PAIR	20.00	15.00	20.00	12.50	10.00	15.00	20.00	10.00
HOUSE RENT (combined)	MONTH	10202.00	5589.00	3500.00	4606.00	3226.00	5449.00	3969.00	3222.00
rent 2	pm	10202.00	5589.00	3500.00	4606.00	3226.00	5449.00	3969.00	3222.00
RENT3	PM	10202.00	5589.00	3500.00	4606.00	3226.00	5449.00	3969.00	3222.00
RENT4	PM	10202.00	5589.00	3500.00	4606.00	3226.00	5449.00	3969.00	3222.00
RENT5	PM	10202.00	5589.00	3500.00	4606.00	3226.00	5449.00	3969.00	3222.00
RENT6	PM	10202.00	5589.00	3500.00	4606.00	3226.00	5449.00	3969.00	3222.00
SYNTHETIC ENEMAL ROBIALAC BALTI 3.64 LTR.	EACH	1880.00	1609.50	1580.00	1850.00	1850.00	1900.00	2100.00	1700.00
SYNTHETIC ENEMAL ICI BALTI 3.64 LTR.	EACH	1880.00	2070.00	1890.00	1850.00	1850.00	1900.00	2100.00	1700.00
CEMENT (LOCAL) SPECIFY BRAND NAME	BAG	543.08	545.00	540.00	530.00	530.00	550.00	530.00	530.00
BRICKS (NEW) IST CLASS	P/1000	0.00	5000.00	5500.00	4000.00	5000.00	5000.00	5000.00	4000.00
CEMENT BLOCKS (6"x8"x12")	P/100	3061.54	0.00	0.00	0.00	0.00	0.00	0.00	0.00
BAJREE	100CFT	4807.69	2862.50	2200.00	2700.00	4500.00	3500.00	3750.00	2500.00
SAND (BLACK PIT SAND)	K100CFT	0.00	0.00	2000.00	0.00	2000.00	1500.00	1800.00	2000.00
TIMBER SHESHAM LOG IST QUALITY	cubmt.	56000.00	38860.00	0.00	0.00	0.00	37044.00	42377.00	55500.00
IRON BAR (M.S. BAR) 1/2"	P/TON	69307.69	66000.00	76000.00	66000.00	66500.00	64000.00	65000.00	63000.00
CARPENTER WAGE RATE	P/DAY	861.54	900.00	900.00	700.00	600.00	750.00	800.00	600.00
MASON (RAJ) WAGE RATE	P/DAY	1061.54	900.00	1000.00	700.00	600.00	750.00	800.00	800.00
UNSKILLED LABOUR WAGE RATE	P/DAY	630.77	550.00	450.00	400.00	400.00	375.00	400.00	350.00
PLUMBER WAGE RSTE	P/DAY	861.54	900.00	800.00	700.00	600.00	750.00	600.00	450.00
ELECTICIAN WAGE RATE PER DAY **	P/DAY	700.00	900.00	700.00	0.00	0.00	0.00	600.00	400.00
ELECTICIAN WAGE RATE PER POINT **	P/PNT	159.23	100.00	200.00	100.00	75.00	87.50	120.00	60.00
WATER CHARGES PER HOUSE	P/MONTH	117.50	191.00	40.00	40.00	200.00	57.50	150.00	35.00
ELECT.CHARGES UPTO 50 UNITS	P/UNIT	2.00	2.00	2.00	2.00	2.00	2.00	2.00	2.00
ELECT.CHARGES 01 - 100 UNIT	P/UNIT	6.18	6.18	6.18	6.18	6.18	6.18	6.18	6.18
ELECT.CHARGES 101 - 300 UNIT	P/UNIT	9.54	9.54	9.54	9.54	9.54	9.54	9.54	9.54
ELECT.CHARGES 301 - 1000 UNIT	P/UNIT	16.39	16.39	16.39	16.39	16.39	16.39	16.39	16.39
ELECT.CHARGES ABOVE 1000 UNIT	P/UNIT	18.39	18.39	18.39	18.39	18.39	18.39	18.39	18.39
ELEC	PM	10.50	10.50	10.50	10.50	10.50	10.50	10.50	10.50
GAS CHR9 upto 3.3719 MMBUT	MMBTU	128.70	128.70	128.70	128.70	0.00	128.70	128.70	128.70
GAS CHR9 3.3719 - 6.7438 MMBUT	MMBTU	257.40	257.40	257.40	257.40	0.00	257.40	257.40	257.40
GAS CHR9 6.7438 - 10.1157 MMBUT	MMBTU	257.40	257.40	257.40	257.40	0.00	257.40	257.40	257.40
GAS CHR9 10.1157 - 13.4876 MMBUT	MMBTU	702.00	702.00	702.00	702.00	0.00	702.00	702.00	702.00
GAS	PM	702.00	702.00	702.00	702.00	0.00	702.00	702.00	702.00
GAS	PM	409.50	409.50	409.50	409.50	0.00	409.50	409.50	409.50
KEROSENE OIL	LTR	98.85	90.00	100.00	90.00	100.00	77.75	100.00	120.00
FIREWOOD WHOLE	40 KG.	556.15	425.00	450.00	400.00	350.00	400.00	400.00	450.00
CHAIR SHESHAM WOOD WITH ARMS **	EACH	1630.77	900.00	2000.00	1000.00	1100.00	1750.00	2500.00	1300.00
CHAIR PLASTIC (CHAIRMAN) AVERAGE QUALITY	EACH	880.77	650.00	800.00	500.00	650.00	700.00	850.00	800.00
TABLE SHESHAM WOOD (4X2X5") ***	EACH	6653.85	3616.67	6000.00	2600.00	2800.00	4500.00	7900.00	5500.00
SOFASET WOODEN WITH FOAM SEAT **	SET	19230.77	11166.67	18000.00	12000.00	12000.00	12500.00	15500.00	20000.00
COT IRON (WITH NIWAR)AV.QLTY.	EACH	2592.31	1500.00	2500.00	2000.00	2000.00	2250.00	3500.00	2600.00
ALMIRAH (STEEL) 6'X3' 20 GUAGE	EACH	9807.69	6416.67	10000.00	6500.00	7000.00	12000.00	9600.00	14000.00
DINNING TABLE 6 CHAIRS A.QLTY	SET	15615.38	13500.00	21000.00	11000.00	11000.00	19500.00	17000.00	25000.00
SINGLE BED WITHOUT FOAM MED.	EACH	6153.85	5533.33	6800.00	3500.00	3800.00	8000.00	5000.00	6500.00
MATRESS SINGLE(4"THICK)	EACH	5200.00	4750.00	4800.00	6100.00	6100.00	4500.00	4900.00	6100.00
FARSHI DARI 12'X9' AV.QLTY	EACH	1492.31	866.67	1450.00	800.00	800.00	900.00	1300.00	800.00
DARI COTTON (6'x2 1/2') AV.QL	EACH	565.38	323.33	700.00	400.00	500.00	350.00	575.00	300.00
CARPET PLAIN AV. QLTY	SQFT.	66.54	36.00	38.00	35.00	40.00	32.50	90.00	22.00
QUILT (LIHAF) 3 KG. COTTON	EACH	1530.77	512.50	900.00	600.00	700.00	900.00	780.00	600.00
BLANKET (90" x 54")	EACH	2792.31	2500.00	4000.00	2000.00	2200.00	3750.00	3100.00	3500.00
BEDSHEET SINGLE BED SUP.QLTY	EACH	830.77	333.33	700.00	400.00	400.00	500.00	850.00	600.00
BED SHEET DOUBLE WITH TWO PILLOW COVERS SUP QLTY	SET	1592.31	575.00	1300.00	600.00	600.00	900.00	1250.00	1100.00

Contd.

7.11 Intercity Consumer Prices September, 2015

Description	Unit	Karachi	Hyder- abad	Nawab- shah	Mirpur- khas	Mithi	Sukkar	Larkana	Dadu
TOWEL(3'x2') AV. QALTY	EACH	265.38	180.00	300.00	100.00	110.00	237.50	235.00	150.00
CEILING FAN 48" SUPER QLTY **	EACH	3500.00	2600.00	3000.00	2900.00	2900.00	2850.00	3600.00	2500.00
PEDESTAL FAN 22" SUPER QLTY	EACH	4400.00	3800.00	3800.00	4000.00	4000.00	3850.00	4600.00	3800.00
REFG. DAWLENCE 10 CFT. D.DOOR	EACH	31100.00	30900.00	28000.00	30000.00	30000.00	33500.00	32000.00	28500.00
D-FREEZER WAVES 8 CFT.	EACH	28100.00	27900.00	28000.00	28900.00	29000.00	30000.00	33000.00	25000.00
AIRCONDITIONER 1.5 TON PEL	EACH	40000.00	41800.00	41000.00	41800.00	41800.00	52000.00	47000.00	55000.00
SPLIT AIR CONDITIONER 1.5 TON (SPECIFY BRAND NAME)	EACH	44500.00	42500.00	45000.00	46000.00	46500.00	42000.00	48500.00	44000.00
AIRCOOLER SUPER ASIA	EACH	9200.00	8500.00	9000.00	10000.00	9000.00	12300.00	12500.00	11000.00
WASHING MACHINE SINGER	EACH	15600.00	15600.00	14700.00	15600.00	15600.00	15900.00	15600.00	14700.00
SEWING MACHINE(SINGER)	EACH	6795.00	6095.00	5200.00	5860.00	5860.00	5860.00	5860.00	5200.00
GIZER LARGE SIZE 30 GALLON CAPACITY SUP QLTY	EACH	21000.00	22100.00	20000.00	15500.00	15600.00	16000.00	15600.00	14000.00
GAS BURNER DOUBLE SPFY.BRAND	EACH	2061.54	1500.00	1800.00	1400.00	1500.00	1800.00	1700.00	2000.00
ELECT. IRON PHILIPS MDL.1120	EACH	1600.00	1700.00	2000.00	1200.00	1500.00	1700.00	2100.00	2000.00
ELECTRIC JUICER FOR APPLE	EACH	4500.00	3600.00	6000.00	3000.00	3000.00	1700.00	5000.00	3500.00
S.STEEL DEGHCHI MEDIUM SIZE ***	EACH	715.38	450.00	700.00	480.00	490.00	600.00	500.00	500.00
ALUMINIUM COOKING PAN (DEGCHI) MED SIZE	EACH	715.38	450.00	360.00	370.00	380.00	450.00	460.00	450.00
NON STICK COOKING PAN (DEGCHI) SUP. QLTY	EACH	915.38	500.00	1000.00	550.00	560.00	550.00	560.00	900.00
FRYING PAN STEEL AVG. QLTY MED. SIZE	EACH	380.77	200.00	350.00	260.00	260.00	300.00	445.00	190.00
TAWA IORN (MEDIUM SIZE) AVG. QLTY	EACH	365.38	218.75	350.00	250.00	250.00	300.00	400.00	190.00
S.STEEL PLATE A.QLTY.(M.SIZE)	EACH	93.08	40.63	80.00	55.00	60.00	70.00	120.00	80.00
TABLE SPOON S.STEEL SUP.QLTY.	DOZEN	270.00	250.00	320.00	250.00	280.00	350.00	580.00	250.00
WATER SET JUG+6 GLASSES (OMROC)	SET	615.38	350.00	480.00	350.00	370.00	550.00	450.00	600.00
TEA SET PAK. CHINAWARE 21 PCS.	SET	1624.62	950.00	1700.00	1250.00	1450.00	1750.00	1450.00	2500.00
DINNER SET PLASTIC 72 PIECES SUPERIOR QLTY	SET	7153.85	3000.00	5000.00	2600.00	2200.00	6250.00	2800.00	6200.00
HOTPOT SET PLASTIC 3 PCS.	SET	1330.77	1012.50	1200.00	1000.00	1000.00	1500.00	1500.00	1200.00
BUCKET(BALTI) PLASTIC MED.SIZ	EACH	415.38	270.00	700.00	280.00	275.00	300.00	450.00	300.00
LOTA PLASTIC (MED SIZE) AVERAGE QUALITY	EACH	83.08	50.00	60.00	50.00	50.00	67.50	55.00	50.00
PRESURE COOKER 4 LTR.	EACH	1861.54	900.00	1800.00	850.00	900.00	1500.00	1000.00	1300.00
WATER COOLER 9/10 LTR.PLASTIC ***	EACH	615.38	400.00	800.00	500.00	525.00	600.00	500.00	500.00
THERMOS STARVAC 1 LTR	EACH	393.85	300.00	550.00	350.00	350.00	650.00	460.00	500.00
BULB PHILIPS 100-WATTS	EACH	35.00	30.00	32.00	30.00	30.00	30.00	30.00	35.00
TUBE LIGHT PHILIPS 40 WATTS	EACH	100.00	100.00	110.00	110.00	110.00	97.50	95.00	120.00
ELECTRIC BLUBS "0" WATTE LOCAL	EACH	25.00	25.00	25.00	20.00	20.00	22.00	20.00	20.00
ELECTRIC BLUB ENERGY SAVER 14 WATTS	EACH	170.00	160.00	160.00	110.00	110.00	155.00	175.00	120.00
WASHING SOAP 250 GMS SPECIFY BRAND NAME	EACH	20.00	30.00	35.00	27.00	25.00	30.00	35.00	30.00
SURF EXCEL 400 GMS POLY BAG	EACH	110.00	110.00	125.00	125.00	125.00	110.00	125.00	110.00
WASHING POWDER 1000 GRM	EACH	185.00	185.00	180.00	175.00	175.00	185.00	185.00	185.00
WASHING POWDER (WHEEL/ BONUS) 100 GRAMS	EACH	95.00	95.00	95.00	85.00	85.00	95.00	85.00	90.00
CLEANSER POWDER VIM 1000 GM	PKT.	72.22	77.78	72.22	66.67	66.67	72.22	66.67	66.67
FINIS 500 ML	BOTTLE	180.00	225.00	200.00	125.00	125.00	180.00	165.00	225.00
PHNYLE TYPHONE/FINIS/CARRANITE 3 LITRES	BOTTLE	120.00	120.00	150.00	110.00	110.00	135.00	120.00	140.00
HARPIC	BOTTLE	135.00	145.00	145.00	125.00	125.00	145.00	135.00	145.00
BOOT POLISH CHERRY/KIWI 50ML	EACH	100.00	119.05	100.00	100.00	100.00	100.00	100.00	100.00
ROBIN BLUE (35 GRAMS)	PKT.	35.00	25.67	35.00	30.00	30.00	30.00	30.00	45.00
TISSU PAPER PERFUMED 100 PCS.	PKT	123.08	110.00	100.00	90.00	90.00	100.00	120.00	100.00
TOILET PAPER ROLL (R.PETEL)	P/ROLL	42.00	32.00	40.00	35.00	35.00	35.00	35.00	30.00
BOOT POLISH LIQUID CHEERY BLOSSOM KIWI 75 ML	BOTTLE	140.00	135.00	150.00	120.00	120.00	140.00	120.00	130.00
MATCH BOX SMALL	EACH	2.00	2.00	3.00	3.00	3.00	2.00	2.00	2.00
DRY CELL 1.5 VOLT(LOCAL)	EACH	15.00	15.00	25.00	20.00	20.00	25.00	20.00	25.00
HAND STITCHING NEEDLE M.SIZE	PACKET	8.00	6.00	8.00	5.00	5.00	10.00	9.00	6.00
SEWING MACHINE NEEDLE (SINGER)	EACH	5.00	6.00	8.00	5.00	5.00	8.00	7.00	5.00
HOUSEHOLD SERVANT FEMALE P/T	P/MNTH	2653.85	1025.00	2000.00	600.00	800.00	1500.00	1250.00	1500.00
MARRIAGE HALL WITH FURNITURE	P/HEAD	301.54	95.63	70.00	90.00	60.00	100.00	150.00	60.00
SEPTRAN TABLETS	10TAB.	15.00	15.00	15.00	15.00	15.00	15.00	15.00	15.00
BRUFEN TABS 200-MG.	10TAB.	10.00	10.00	10.00	10.00	10.00	10.00	10.00	10.00
PANADOL TAB. EXTRA/PLAIN	10TAB.	10.00	10.00	10.00	10.00	10.00	10.00	10.00	10.00
DISPRIN TAB.	10TAB.	10.00	10.00	10.00	10.00	10.00	10.00	10.00	10.00
TRISIL TAB.	10 TAB	10.00	10.00	10.00	10.00	10.00	10.00	10.00	10.00
FLAGYL TAB. 200 MG.	10TAB.	10.00	10.00	10.00	10.00	10.00	10.00	10.00	10.00
VENTOLIN TAB. 2MG.	10TAB.	9.00	9.00	9.00	9.00	9.00	9.00	9.00	9.00
DAONIL TAB. 5 MG.	10TAB.	17.00	17.00	17.00	17.00	17.00	17.00	17.00	17.00

Contd.

7.11 Intercity Consumer Prices September, 2015

Description	Unit	Karachi	Hyder- abad	Nawab- shah	Mirpur- khas	Mithi	Sukkar	Larkana	Dadu
ENTOX TAB.	10TAB.	10.00	10.00	10.00	10.00	10.00	10.00	10.00	10.00
RENITEC TAB. 5 MG.	10TAB.	59.00	59.00	59.00	59.00	59.00	59.00	59.00	59.00
CAC. 1000 TAB	BOTTLE	122.00	122.00	122.00	122.00	122.00	122.00	122.00	122.00
AMOXIL CAPSOLE 250 MG.S	10CAP.	36.00	36.00	36.00	36.00	36.00	36.00	36.00	36.00
CALCIUM SYRUP SANDOZ	BOTTLE	64.00	64.00	64.00	64.00	64.00	64.00	64.00	64.00
LEDERPLEX SYRUP	BOTTLE	35.00	35.00	35.00	35.00	35.00	35.00	35.00	35.00
SANCOS SYRUP (50 ML.)	BOTTLE	30.00	30.00	30.00	30.00	30.00	30.00	30.00	30.00
PHENERGAN SYRUP 120 ML.	BOTTLE	33.00	33.00	33.00	33.00	33.00	33.00	33.00	33.00
CALPOL SYRUP 60 ML.	BOTTLE	28.00	28.00	28.00	28.00	28.00	28.00	28.00	28.00
HYDRYLLIN SYRUP 120 ML.	BOTTLE	65.00	65.00	65.00	65.00	65.00	65.00	65.00	65.00
POLYFAX EYE OINTMENT	TUBE	21.00	21.00	21.00	21.00	21.00	21.00	21.00	21.00
BETNESOL EYE DROPS	BOTTLE	33.89	33.89	33.89	33.89	33.89	33.89	33.89	33.89
EAR DROPS (CARDISPORINE) ***	BOTTLE	21.00	21.00	21.00	21.00	21.00	21.00	21.00	21.00
BETNOVATE-N OINTMENT 5 GMS	TUBE	16.00	16.00	16.00	16.00	16.00	16.00	16.00	16.00
BURNOL CREAM 30 GRM	TUBE	16.00	16.00	16.00	16.00	16.00	16.00	16.00	16.00
VICKS VAPORUB/BALM	BOTTLE	36.00	36.00	36.00	36.00	36.00	36.00	36.00	36.00
GLYCERINE SMALL BOTTLE	BOTTLE	20.00	25.00	25.00	20.00	15.00	15.00	15.00	27.50
JOUHAR JOSHANDA	PKT.	8.00	8.00	6.00	6.00	6.00	8.00	6.00	6.00
GALXOS-D (450 GRMS)	PKT.	157.50	157.50	151.88	151.88	151.88	157.50	157.50	151.88
GRIPE-WATER WOODWARDS	BOTTLE	55.00	50.00	50.00	50.00	50.00	55.00	50.00	55.00
SANIPLAST ONE PUTTY	EACH	2.00	2.00	2.00	1.00	1.00	2.00	2.00	2.00
O.R.S. (NIMCOL)	PKT.	15.00	15.00	15.00	15.00	15.00	15.00	15.00	15.00
DETTOL (MEDIUM)	BOTTLE	46.80	46.80	46.80	46.80	46.80	46.80	46.80	46.80
COTTON BANDAGE 2" - 4"	EACH	8.62	8.00	8.00	15.00	15.00	12.50	15.00	10.00
THERMOMETER CHINA	EACH	40.00	30.00	40.00	40.00	35.00	40.00	35.00	50.00
DOCTOR (MBBS) CLINIC FEE	P/PAT.	100.00	100.00	200.00	100.00	100.00	100.00	300.00	150.00
URINE TEST (DR) CHARGES	P/TEST	100.00	90.00	140.00	70.00	70.00	170.00	100.00	50.00
BLOOD TEST (CP) CHARGES	P/TEST	230.00	212.50	300.00	200.00	200.00	290.00	200.00	200.00
SUGAR TEST (RANDOM/FASTING BOTH) CHARGES	P/TEST	256.15	160.00	240.00	200.00	200.00	200.00	240.00	120.00
ECG CHARGES	P/TEST	265.38	213.13	350.00	200.00	200.00	350.00	200.00	200.00
X-RAY (CHEST) CHARGES	P/X-RAY	300.00	209.38	400.00	200.00	200.00	300.00	350.00	200.00
CAR SUZUKI 800 CC (W/O. A/C)	EACH	625000.00	625000.00	625000.00	625000.00	0.00	625000.00	632000.00	0.00
CAR SUZUKI 1000 CC	EACH	1034000.00	1034000.00	1044000.00	1044000.00	0.00	0.00	0.00	0.00
CAR TOYOTA 1300 CC	EACH	1682500.00	1561500.00	1568000.00	0.00	0.00	0.00	0.00	0.00
CAR HONDA CIVIC	EACH	2035000.00	0.00	2033000.00	0.00	0.00	0.00	0.00	0.00
MOTORCYCLE HONDA CD-70.	EACH	63500.00	63500.00	69000.00	63500.00	63500.00	68500.00	63500.00	63500.00
MOTORCYCLE YAMAHA 100CC.	EACH	78600.00	79300.00	79300.00	0.00	0.00	78500.00	79300.00	0.00
MOTOR CYCLE HERO 70 CC	EACH	46000.00	43000.00	44000.00	44500.00	0.00	43000.00	42500.00	0.00
BICYCLE WITH TYRES & TUBES	EACH	6000.00	7600.00	9300.00	7500.00	7900.00	7600.00	7900.00	7000.00
TYRE CAR WITH TUBE GENERAL	EACH	3500.00	2800.00	3800.00	3300.00	3400.00	3200.00	3800.00	4000.00
TYRE MOTOR CYCLE WITHOUT TUBE	EACH	1357.69	1100.00	1210.00	1250.00	1280.00	1200.00	1300.00	1300.00
TYRE CYCLE SPECIFY BRAND NAME	EACH	332.69	350.00	400.00	380.00	390.00	350.00	380.00	420.00
TYRE CAR W/O TUBE	EACH	2730.77	3000.00	3200.00	3100.00	3150.00	2700.00	2700.00	3600.00
PETROL SUPER	LITRE	73.76	73.76	73.76	73.76	73.76	73.76	73.76	73.76
HIGH SPEED DIESEL HSD	LITRE	82.04	82.04	82.04	82.04	82.04	82.04	82.04	82.04
CNG	K.G.	67.50	67.50	0.00	67.50	0.00	67.50	67.50	67.50
GAS CYLINDER STAND. SIZE	EACH	880.00	880.00	1100.00	1050.00	1100.00	1100.00	990.00	1320.00
MOTOR CYCLE SERVICE CHARGES	EACH	365.38	300.00	250.00	250.00	250.00	250.00	400.00	250.00
CAR SERVICE CHARGES	EACH	430.77	450.00	500.00	300.00	300.00	350.00	550.00	400.00
TYRE PUNCTURE CHARGES	EACH	50.00	60.00	70.00	70.00	50.00	70.00	75.00	80.00
CYCLE OVERHAULING CHARGES	EACH	200.00	300.00	275.00	200.00	200.00	200.00	300.00	200.00
CAR TAX FOR 800CC TO 1300CC	YEARLY	1750.00	1750.00	1750.00	1750.00	1750.00	1750.00	1750.00	1750.00
TRAIN FARE ECO. 1-100 KM.	P/KM.	0.68	0.68	0.68	0.68	0.00	0.68	0.68	0.68
TRAIN FARE ECO. 101-500 KM.	P/KM.	0.98	0.98	0.98	0.98	0.00	0.98	0.98	0.98
TRAIN FARE ECO. > 500 KM.	P/KM.	0.89	0.89	0.89	0.89	0.00	0.89	0.89	0.89
TRAIN FARE IST SLP. 1-100KM	P/KM.	2.10	2.10	2.10	2.10	0.00	2.10	2.10	2.10
TRAIN FARE IST SLP.101-500 KM	P/KM.	2.59	2.59	2.59	2.59	0.00	2.59	2.59	2.59
TRAIN FARE IST SLP. > 500 KM	P/KM.	1.99	1.99	1.99	1.99	0.00	1.99	1.99	1.99
TRAIN FARE A/C SLP. 1-100KM.	P/KM	5.76	5.76	5.76	5.76	0.00	5.76	5.76	5.76
TRAIN FARE A/C SLP.101-500KM	P/KM.	4.59	4.59	4.73	4.59	0.00	4.59	4.59	4.59
TRAIN FARE A/C SLP > 500KM.	P/KM	4.16	4.16	4.16	4.16	0.00	4.16	4.16	4.16

Contd.

7.11 Intercity Consumer Prices September, 2015

Description	Unit	Karachi	Hyder- abad	Nawab- shah	Mirpur- khas	Mithi	Sukkar	Larkana	Dadu
PLATFORM TICKET	EACH	10.00	10.00	10.00	10.00	0.00	10.00	10.00	10.00
AUTO RICKSHAW FARES	KM/MIN	75.00	40.00	80.00	60.00	90.00	80.00	50.00	40.00
FULL TONGA CHARGES	KM/MIN	70.00	60.00	35.00	40.00	0.00	80.00	65.00	0.00
TAXI 4 SEATER FARE	KM/MIN	75.00	60.00	100.00	90.00	90.00	80.00	60.00	60.00
BUS FARE MIN (WITHIN CITY)	TICKET	10.00	10.00	0.00	10.00	0.00	0.00	0.00	0.00
BUS FARE MAX (WITHIN CIT	TICKET	15.00	15.00	0.00	15.00	0.00	0.00	0.00	0.00
BUS FARE OUTSIDE CITY	P/KM.	0.88	0.88	0.88	0.88	0.88	0.88	0.88	0.88
A/C BUS FARE OUTSIDE CITY	P/KM.	1.50	1.50	1.50	1.50	1.50	1.50	1.50	1.50
MINIBUS FARE MIN.WITH IN CITY	TICKET	10.00	10.00	0.00	0.00	0.00	0.00	0.00	0.00
MINIBUS FARE MAX.WITH IN CITY	TICKET	16.00	16.00	0.00	0.00	0.00	0.00	0.00	0.00
SUZUKI FARE MIN.WITH IN CITY	TICKET	10.00	10.00	0.00	10.00	0.00	7.00	10.00	0.00
SUZUKI FARE MAXIMUM W.IN CITY	TICKET	16.54	15.00	0.00	10.00	0.00	15.00	10.00	0.00
AIR FARE ECONOMY CLASS.	P/KM.	19.26	19.26	19.26	0.00	0.00	19.26	19.26	0.00
POSTAL ENVELOPE DOMESTIC	EACH	8.00	8.00	8.00	8.00	8.00	8.00	8.00	8.00
ENVELOPE FOR SAUDI ARABIA	EACH	50.00	50.00	50.00	50.00	50.00	50.00	50.00	45.00
POSTAL REGISTRATION CHARGES	EACH	28.00	28.00	28.00	28.00	28.00	28.00	28.00	28.00
U.M.S. REG CHARGES MIN.	EACH	58.00	59.00	58.00	58.00	58.00	59.00	58.00	58.00
T.C.S. CH. MIN.WITH IN ZONE	EACH	120.00	150.00	110.00	110.00	110.00	110.00	110.00	110.00
TELEPHONE CHARGES LOCAL CALL	P/CALL	3.94	3.94	3.94	3.94	3.94	3.94	3.94	3.94
TEL CHARGES OUT SIDE CITY	P/CALL	3.94	3.94	3.94	3.94	3.94	3.94	3.94	3.94
INTERNET CHARGES	P/HOUR	20.00	25.00	30.00	20.00	20.00	30.00	20.00	30.00
MOBILE CELL CHARGES	P/UNIT	3.00	3.00	3.06	3.00	3.00	3.00	3.50	3.06
FAX CHARGES (LOCAL)	P/PAGE	15.00	20.00	15.00	15.00	20.00	20.00	20.00	20.00
TELEPHONE SET AV. QLTY	EACH	815.38	500.00	500.00	600.00	650.00	575.00	875.00	550.00
MOBILE SET NOKIA/SONY/ERICSON/SAMSUNG WITHOUT CAMERA	EACH	2600.00	2200.00	2500.00	2250.00	2300.00	2700.00	3200.00	2400.00
T.V. 20" COLORED WEGA H-A21.	EACH	19500.00	17300.00	18000.00	18000.00	18000.00	17500.00	20500.00	17000.00
T.V 20" COLOR CHINA/KORIA)	EACH	12000.00	10750.00	11000.00	10000.00	10000.00	12000.00	9000.00	11000.00
V.C.P. PANASONIC/LG/NAT	EACH	4000.00	5000.00	5000.00	6000.00	6000.00	5600.00	4800.00	4500.00
DVD/VCD PLAYER PANASONIC/LG	EACH	4500.00	3500.00	5000.00	3500.00	3000.00	4500.00	3000.00	2750.00
RADIO WITH C.PLAYER NATIONAL	EACH	2000.00	3500.00	3500.00	1500.00	1500.00	2000.00	2900.00	2000.00
PERSONNEL COMPUTER (BRANDED)	EACH	40000.00	31200.00	58000.00	46000.00	46000.00	45000.00	45000.00	27000.00
VID. CASSETTE BLK. TDK/SONY	EACH	140.00	120.00	200.00	120.00	120.00	140.00	170.00	160.00
COM. C.D. (TDK/IMATION)	EACH	50.00	80.00	60.00	50.00	55.00	50.00	55.00	40.00
TAPE RECORDER CASSETTE BLANK	EACH	50.00	60.00	50.00	50.00	55.00	50.00	55.00	50.00
VIDEO GAME SEGA 16 BYTE	EACH	1400.00	1000.00	1100.00	1800.00	0.00	1200.00	1500.00	1150.00
CINEMA A/C. HIGH CLASS	TICKET	150.00	60.00	0.00	30.00	0.00	0.00	0.00	0.00
CINEMA NON-A/C HIGH CLASS	TICKET	120.00	40.00	50.00	20.00	0.00	0.00	60.00	20.00
CABLE CHARGES	PER MONT	400.00	300.00	250.00	300.00	200.00	300.00	375.00	300.00
TV.LICENCE FEE DOMESTIC	YEARLY	420.00	420.00	420.00	420.00	420.00	420.00	420.00	420.00
ENGLISH BOOK CLASS V1	EACH	56.65	56.65	56.65	56.65	56.65	56.65	56.65	56.65
ENGLISH BOOK CLASS IX OR X	EACH	43.15	43.15	43.15	43.15	43.15	43.15	43.15	43.15
ENG. BOOK IST.YR COMPLETE SET	EACH	118.15	118.15	118.15	118.15	118.15	118.15	118.15	118.15
ENGLISH BOOK BA/B.SC	EACH	150.00	150.00	150.00	150.00	150.00	150.00	150.00	150.00
URDU BOOK CLASS V (T.B.BORD)	EACH	64.80	64.80	64.80	64.80	64.80	64.80	64.80	64.80
URDU BOOK CLASS IX/(T.B.B)	EACH	53.35	53.35	53.35	53.35	53.35	53.35	53.35	53.35
URDU BOOK IST.YEAR/INTER	EACH	46.10	46.10	46.10	46.10	46.10	46.10	46.10	46.10
URDU BOOK BA/B.SC	EACH	120.00	120.00	120.00	120.00	120.00	120.00	120.00	120.00
MATHS BOOK CALSS V (T.B.B)	EACH	54.75	54.75	54.75	54.75	54.75	54.75	54.75	54.75
MATHS BOOK CLASS IX OR X	EACH	191.85	191.85	191.85	191.85	191.85	191.85	191.85	191.85
MATHS BOOK IST.YEAR (T.B.B)	EACH	115.90	115.90	115.90	115.90	115.90	115.90	115.90	115.90
PAKISTAN STUDIES BOOK BA/B.SC	EACH	125.00	125.00	125.00	125.00	125.00	125.00	125.00	125.00
DAILY "DAWN"	P/COPY	19.00	19.00	19.00	19.00	19.00	19.00	19.00	19.00
DAILY "JANG"	P/COPY	12.00	12.00	12.00	12.00	12.00	12.00	12.00	12.00
DAILY "NAWA-E-WAQT"	P/COPY	12.00	12.00	12.00	12.00	12.00	12.00	12.00	12.00
WEEKLY "AKHBAR-E-JAHAN"	P/COPY	55.00	55.00	55.00	55.00	55.00	55.00	55.00	55.00
WEEKLY "MAG"	P/COPY	45.00	45.00	45.00	45.00	45.00	45.00	45.00	45.00
MONTHLY "NAUNEHAL DIGEST"	P/COPY	35.00	35.00	35.00	35.00	35.00	35.00	35.00	35.00
PAPER FOOLSCAPE (27"x17")	QUIRE	46.54	30.00	27.00	30.00	25.00	45.00	50.00	35.00
EXERCISE.BOOK LINED 80/100 PGS	EACH	36.54	18.00	30.00	15.00	15.00	40.00	20.00	20.00
PENCILGOLDFISH/DEER	EACH	6.00	6.00	6.00	7.00	7.00	6.00	6.00	5.00
PEN INK DOLLOR 57 ML BOTTLE	EACH	25.00	20.00	20.00	25.00	25.00	25.00	25.00	20.00

Contd.

7.11 Intercity Consumer Prices September, 2015

Description	Unit	Karachi	Hyder- abad	Nawab- shah	Mirpur- khas	Mithi	Sukkar	Larkana	Dadu
PHOTOSTATE PAPER 70 GM	PRT	460.00	225.00	360.00	320.00	350.00	400.00	340.00	340.00
BALL PEN (local)	EACH	8.00	6.00	7.00	5.00	5.00	7.00	5.50	8.00
FOUNTAIN PEN HERO/WINGS/CHINA	EACH	40.00	25.00	50.00	20.00	25.00	40.00	42.50	30.00
PRIVATE SCHOOL FEE ENGLISH MEDIUM AVERAGE STANDARD (CLASS I)	P/MONTH	861.54	1081.25	1500.00	500.00	350.00	1300.00	900.00	1695.00
PRIVATE SCHOOL FEE ENGLISH MEDIUM AVERAGE STANDARD (CLASS V)	P/MONTH	961.54	1068.75	2100.00	700.00	450.00	1300.00	950.00	2185.00
PRIVATE SCHOOL FEE ENGLISH MEDIUM AVERAGE STANDARD (CLASS VI)	P/MONTH	1461.54	1043.75	2700.00	800.00	500.00	1400.00	1200.00	2185.00
PRIVATE SCHOOL FEE ENGLISH MEDIUM AVERAGE STANDARD (CLASS X)	P/MONTH	1923.08	1406.25	3300.00	1000.00	500.00	1400.00	1300.00	2415.00
PRIVATE MEDICLE COLLEGE FEE MBBS (1ST YEAR)	P/MONTH	54166.66	50000.00	0.00	29166.00	0.00	0.00	0.00	0.00
PRIVATE ENGINEERING COLLEGE FEE (ISTR YEAR)	P/MONTH	8333.33	0.00	0.00	0.00	0.00	0.00	0.00	0.00
GOVT. COLLEGE FEE 1ST. YEAR	MONTH	45.00	35.00	40.00	35.00	35.00	35.00	35.00	35.00
GOVT. COLLEGE FEE 4TH. YEAR	MONTH	75.00	75.00	67.50	67.50	70.00	67.50	75.00	75.00
GOVT. UNIVERSITY FEE MSC.	MONTH	1300.00	385.00	1550.00	354.17	354.17	0.00	0.00	354.17
GOVT. MED. COLLEGE FEE MBBS	MONTH	2417.00	2200.00	2000.00	0.00	2000.00	2000.00	4200.00	2000.00
GOVT. ENGG. COLL. FEE I YEAR	MONTH	1480.00	1000.00	333.33	0.00	0.00	0.00	1500.00	0.00
COACHING FEE FOR CLASS IX/X	P/MONTH	1800.00	500.00	1200.00	500.00	600.00	1000.00	600.00	500.00
COACHING CHARGES FOR CLASS 1ST YEAR/INTER (SCIENCE)	P/MONTH	2000.00	1000.00	1200.00	800.00	700.00	2000.00	700.00	500.00
COACHING CHARGES FOR CLASS 1ST YEAR/INTER (COMMERCE)	P/MONTH	1800.00	600.00	1200.00	600.00	600.00	1080.00	600.00	500.00
I.T. TUITION FEES	P/MONTH	3000.00	2000.00	1600.00	0.00	0.00	1500.00	1500.00	600.00
MBA TUITION FEES	P/MONTH	8153.85	2500.00	0.00	0.00	0.00	6300.00	2500.00	0.00
BREAD TANDOORI ST. SIZE	EACH	8.31	10.00	7.00	7.00	7.00	8.00	7.00	6.00
COOKED MUTTON (AV. HOTEL)	PLATE	126.15	137.50	150.00	120.00	130.00	150.00	100.00	70.00
COOKED BEEF (AV. HOTEL)	PLATE	71.54	72.50	70.00	80.00	50.00	100.00	70.00	50.00
COOKED DAL (AV. HOTEL)	PLATE	53.08	46.25	60.00	50.00	50.00	50.00	60.00	40.00
CHICKEN BIRYANI FULL/DOUBLE	PLATE	153.08	100.00	100.00	100.00	100.00	150.00	190.00	120.00
TEA PREPARED (ORDINARY)	CUP	18.62	20.00	25.00	25.00	25.00	20.00	22.50	20.00
HAIRCUT CHARGES FOR MEN	P/CUT	79.23	70.00	100.00	50.00	50.00	70.00	100.00	50.00
BEAUTY PORL HAIR STYL CHARGE	P/STY.	430.77	225.00	250.00	150.00	100.00	175.00	325.00	250.00
SHAVING CHARGES	PER SHV	43.08	40.00	50.00	20.00	20.00	35.00	50.00	30.00
LIPSTICK S.MISS/MEDORA	EACH	120.00	110.00	120.00	110.00	110.00	100.00	110.00	90.00
NAIL POLISH S.MISS/MEDORA	EACH	90.00	60.00	95.00	80.00	80.00	85.00	80.00	50.00
PERFUME MED.SIZE MEDORA/BROACH	EACH	200.00	120.00	200.00	200.00	220.00	120.00	210.00	185.00
HAIR-OIL AMLA/CHAMBELI	BOTTLE	120.00	110.00	120.00	120.00	120.00	120.00	120.00	120.00
TOILET SOAP LUX 95 GRAMS	EACH	34.70	34.70	34.70	34.70	34.70	34.70	34.70	34.70
TOILET SOAP LIFEBOUY 140 GRM	EACH	36.00	36.00	36.00	36.00	36.00	37.00	36.00	37.00
TOILET SOAP SAFEGUARD BATH SIZE	EACH	46.00	48.00	50.00	48.00	48.00	50.00	48.00	50.00
TOOTHPASTE MACKLINES 70 GRM	EACH	50.00	50.00	50.00	50.00	50.00	50.00	50.00	50.00
TOOTHPAST MED SIZE CLGATE 70 GMS	EACH	60.67	60.67	60.67	60.67	60.67	60.67	60.67	60.67
TOOTHBRUSH SHEILD A/PLAUQUE	EACH	35.00	35.00	40.00	35.00	40.00	45.00	40.00	35.00
TOOTHPOWDER DENTONIC 90 GRM	EACH	28.00	28.00	25.00	25.00	25.00	28.00	25.00	25.00
HAIR-COLOUR BEGIN (6 GMS)	EACH	100.00	95.00	100.00	100.00	100.00	100.00	100.00	90.00
HAIR COLOUR (KALAKOLA)	BOTTLE	130.00	120.00	120.00	130.00	130.00	130.00	120.00	120.00
FACECREAM PONDS (MEDIUM)	EACH	110.00	110.00	110.00	110.00	110.00	120.00	110.00	110.00
TALC POWDER VICE ROAY,B.CAT	EACH	135.00	130.00	130.00	130.00	135.00	130.00	150.00	140.00
BLADE TREET ORDINARY 10'S	PKT.	40.00	35.00	40.00	35.00	30.00	45.00	45.00	40.00
BLADE 7-O-CLOCK STAIN. 5'S	PKT.	35.00	30.00	40.00	30.00	32.00	30.00	32.50	35.00
SHAMPOO SUNSILK/PAINTIN 100 ML	BOTTLE	110.00	110.00	110.00	110.00	110.00	100.00	110.00	110.00
BEAUTY CREAM (FAIR & LOVELY)	EACH	99.00	155.00	155.00	155.00	155.00	155.00	155.00	155.00
HAIR REMOVING CREAM (EU-CREAM)	TUBE	60.00	60.00	60.00	60.00	60.00	65.00	60.00	60.00
GEL MEDIUM SIZE	BOTTLE	60.00	55.00	67.50	55.00	75.00	70.00	75.00	120.00
DISPOSABLE RAZOR GILLET-II	EACH	35.00	42.00	35.00	35.00	35.00	45.00	37.50	40.00
SHAVING CREAM TOUCH-ME/ADM.	EACH	60.00	55.00	55.00	55.00	60.00	55.00	60.00	60.00
GOLD TEZABI 24 CT	10 GM.	38820.00	37101.00	38500.00	38400.00	38400.00	38057.00	37980.00	38062.00
SILVER TEZABI 24 CT	10 GM.	530.00	482.00	600.00	548.00	548.00	620.00	557.00	595.00
ARTIFICIAL JEWELLARY SET	SET	1261.54	400.00	1700.00	375.00	500.00	600.00	1100.00	250.00
WRIST WATCH GENTS CITIZEN (ORIGINAL) ***	EACH	2000.00	3100.00	3750.00	2500.00	2600.00	2600.00	3050.00	2500.00
WRIST WATCH LADIES CITIZEN (ORIGINAL) ***	EACH	2000.00	3050.00	3750.00	2500.00	2600.00	2500.00	2550.00	2500.00
WALL CLOCK QUARTZ AV.QLTY	EACH	400.00	312.50	500.00	350.00	300.00	475.00	475.00	200.00
SUITCASE REXIN (24"x16"x6")	EACH	1261.54	800.00	1600.00	850.00	900.00	1275.00	1150.00	900.00
TRUNK MEDIUM SIZE ***	EACH	1723.08	1075.00	1600.00	1100.00	1000.00	2000.00	1050.00	1200.00
PURSE LADIES (LEATHER) AVERAGE QUALITY	EACH	1292.31	475.00	800.00	550.00	500.00	600.00	1100.00	400.00

7.11 Intercity Consumer Prices September, 2015

Description	Unit	Peshawar	Mardan	Abbott- abad	Bannu	D.I. Khan	Mingora
WHEAT	10 KG.	315.00	310.00	375.00	325.00	327.50	300.00
WHEAT FLOUR FINE/SUPERIOR.	KG.	42.67	43.00	50.00	40.00	38.75	40.00
WHEAT FLOUR AVG. QLTY	KG.	38.08	39.00	39.50	38.50	37.50	38.00
WHEAT FLOUR BAG	10 KG.	375.83	367.50	375.00	382.50	386.25	370.00
MAIDA	KG.	54.00	47.50	55.00	60.00	49.00	55.00
SUJI	KG.	56.33	47.50	56.25	50.00	50.00	52.50
BESAN AV. QLTY.	KG.	112.50	120.00	117.50	120.00	107.50	82.50
RICE BASMATI SUP. QLTY.	KG.	126.67	115.00	127.50	120.00	102.50	105.00
RICE BASMATI 385/386	KG.	108.33	105.00	102.50	115.00	100.00	66.25
RICE BASMATI BROKEN AV.QLTY	KG.	68.33	70.00	72.50	51.00	65.00	55.00
RICE IRRI-6 (SINDH/PUNJAB)	KG.	42.50	42.50	47.50	52.50	47.50	45.00
VERMICELLI	KG.	79.17	90.00	85.00	70.00	72.50	80.00
BREAD PLAIN MEDIUM SIZE	EACH	35.00	35.00	35.00	35.00	30.00	40.00
RUSK (PAPAY)	KG.	178.33	200.00	145.00	140.00	150.00	300.00
BISCUITS-PACKED	PKT	35.00	35.00	35.00	38.75	35.00	35.00
BISCUIT-BAKERY (LOOSE)	250 GM	69.17	60.00	55.00	52.50	55.00	65.00
CORNFLAKS FAUJI 225 GM.	PKT	207.00	207.00	166.50	120.00	175.00	170.00
SAMOSAS (VEGATABLE)	EACH	7.17	8.00	10.00	17.50	10.00	10.00
PASTRY AV.QLTY.	EACH	25.00	30.00	17.50	20.00	25.00	20.00
PATTIES (VEGATABLES)	EACH	24.17	30.00	20.00	30.00	20.00	15.00
NIMCO	250 GM	53.75	60.00	60.00	50.00	55.00	50.00
CHIPS	250 GM	61.67	60.00	80.00	85.00	55.00	60.00
BEEF WITH BONE AV.QLTY.	KG	307.50	275.00	257.50	285.00	270.00	280.00
MUTTON AV.QLTY.	KG	650.00	500.00	525.00	510.00	575.00	500.00
CHICKEN FARM BROILER (LIVE)	KG	122.00	130.00	110.00	145.00	127.75	151.00
FISH-RAHU MEDIUM SIZE	KG	246.67	220.00	200.00	320.00	280.00	250.00
MILK FRESH (UNBOILED)	LTR.	82.50	80.00	75.00	72.50	70.00	100.00
CURD	KG.	87.50	100.00	85.00	82.50	80.00	100.00
MILK TETRA PACK 1/2 LTR.	PKT.	60.00	60.00	70.00	58.00	60.00	55.00
LACTOGEN 400 GRAMS	PKT.	425.00	425.00	430.00	425.00	430.00	425.00
POWDER MILK NIDO 400GM.	PKT	350.00	350.00	350.00	350.00	350.00	350.00
MILK POWDER LOOSE/PACKED	KG.	512.50	445.00	516.67	557.50	430.00	475.00
BUTTER LOCAL PACKED	50 GM.	25.00	28.00	25.00	41.00	35.00	25.00
EGGS FARM	DOZ	94.17	100.00	92.00	100.00	97.50	107.50
MUSTARD OIL AV.QLTY.	KG.	223.33	240.00	250.00	190.00	190.00	200.00
COOKING OIL (DALDA)	2.5LTR	455.00	455.00	445.00	475.00	490.00	450.00
COOKING OIL (PAKWAN) OTHER BRAND SPECIFY	2.5 LTR	370.00	370.00	330.00	422.50	492.00	300.00
VEGETABLE GHEE TIN	2.5KG.	448.33	450.00	460.00	470.00	420.00	480.00
VEGETABLE GHEE (LOOSE)	KG.	143.75	147.50	145.00	155.00	157.50	140.00
DATES AV.QLTY.	KG.	167.50	160.00	225.00	200.00	150.00	170.00
PISTACHIO AV.QLTY.	50 GM.	71.67	80.00	90.00	82.50	60.00	110.00
ALMONDS WHOLE AV.QLTY.	KG.	720.83	775.00	400.00	500.00	412.50	750.00
COCONUT DRY AV.QLTY.	KG.	283.33	270.00	300.00	260.00	300.00	235.00
RAISINS AV.QLTY.	50 GM.	20.33	17.50	19.00	12.50	14.50	27.50
GROUNDNUTS (WITH SHELL)	KG.	153.33	160.00	200.00	126.25	132.50	142.50
MALTA/MOSAMBI	DOZ	0.00	0.00	0.00	0.00	0.00	0.00
KINNU	DOZ	0.00	0.00	0.00	0.00	0.00	0.00
APPLE	KG	128.33	120.00	75.00	95.00	116.25	110.00
ALOO BUKHARA	KG	0.00	0.00	0.00	0.00	0.00	0.00
POMEGRANATE (ANNAR)	KG	155.00	100.00	150.00	250.00	300.00	130.00
GRAPES	KG	122.50	90.00	145.00	100.00	147.50	125.00
BANANAS	DOZ	73.33	60.00	85.00	67.50	72.50	90.00
MANGO KALMI	KG	123.33	165.00	120.00	140.00	142.50	150.00
GUAVA	KG	85.00	55.00	65.00	40.00	60.00	85.00
WATERMELON (TURBOOZ)	KG	0.00	0.00	0.00	0.00	0.00	0.00
MUSKMELON (KHARBOOZA)	KG	0.00	0.00	0.00	0.00	0.00	0.00
SWEETMELON (GARMA)	KG	80.00	65.00	60.00	60.00	77.50	65.00
PULSE MASOOR (WHOLE)	KG.	128.75	150.00	135.00	122.50	110.00	110.00
PULSE MASOOR (WASHED)	KG.	128.75	140.00	127.50	122.50	130.00	120.00
PULSE MOONG (WASHED)	KG.	148.33	140.00	150.00	142.50	153.75	130.00
PULSE MASH (WASHED)	KG.	195.00	190.00	182.50	185.00	157.50	200.00

Contd.

7.11 Intercity Consumer Prices September, 2015

Description	Unit	Peshawar	Mardan	Abbott- abad	Bannu	D.I. Khan	Mingora
PULSE GRAM	KG.	119.17	120.00	120.00	120.00	105.00	120.00
GRAM WHOLE BLACK AV.QLTY.	KG.	98.33	110.00	120.00	87.50	50.00	110.00
GRAM WHOLE YELLOW AV.QLTY	KG.	106.67	100.00	105.00	100.00	110.00	105.00
BEANS (LAL LOBIA)	KG.	108.33	100.00	130.00	107.50	133.75	125.00
POTATOES	KG	30.00	22.50	19.00	22.50	33.25	20.00
ONION	KG	56.67	40.00	55.00	42.50	47.50	60.00
TURNIP	KG	0.00	0.00	0.00	0.00	0.00	0.00
RADISH	KG	65.00	50.00	70.00	20.00	15.00	35.00
TOMATOES	KG	40.00	40.00	45.00	40.00	48.75	40.00
CABBAGE	KG	0.00	0.00	0.00	0.00	0.00	0.00
CAULIFLOWER	KG	0.00	0.00	0.00	0.00	0.00	0.00
BRINJAL	KG	40.00	30.00	30.00	30.00	45.00	40.00
PUMPKIN	KG	0.00	0.00	0.00	0.00	0.00	0.00
BOTTLEGOURD	KG	48.33	20.00	27.50	30.00	50.00	40.00
LADY FINGER	KG	59.17	40.00	52.50	75.00	51.25	40.00
PEAS	KG	0.00	0.00	0.00	0.00	0.00	0.00
SPINACH	KG	35.00	45.00	35.00	20.00	30.00	40.00
TINDA	KG	63.33	110.00	50.00	42.50	27.50	80.00
TURAI	KG	46.67	30.00	40.00	30.00	43.75	55.00
KARAILA	KG	58.33	40.00	45.00	60.00	47.50	60.00
ARVI	KG	60.00	45.00	45.00	60.00	50.00	60.00
CHILLIES GREEN	KG	94.17	90.00	80.00	120.00	125.00	80.00
CARROT	KG	0.00	0.00	0.00	0.00	0.00	0.00
COCUMBER (KHEERA)	KG	71.67	40.00	65.00	60.00	56.25	80.00
LEMON	250GM	39.17	22.50	40.00	30.00	27.50	30.00
SUGAR REFINED	KG.	65.67	66.00	66.00	65.00	63.50	67.50
GUR AV.QLTY	KG.	95.00	85.00	100.00	95.00	76.00	87.50
HONEY LANGANESE 500 GM.	BOTTLE	860.00	860.00	850.00	350.00	860.00	500.00
MILO 200 GM.	BOTTLE	170.00	170.00	200.00	200.00	220.00	200.00
CUSTARD POWDER RAFHAN 300 GM.	PKT	75.00	75.00	75.00	85.00	75.00	75.00
TOFFEE (HILAL)	EACH	1.50	1.50	1.00	1.00	1.00	1.00
CHOWKELATE CANDY (SMALL SIZE)	EACH	5.00	5.00	5.00	5.00	5.00	5.00
SWEETMEAT (MIXED)	KG	276.67	252.50	230.00	185.00	242.50	250.00
ICE CREAM WALLS	CUP.	40.00	40.00	40.00	40.00	40.00	40.00
ICE	KG	11.67	12.00	10.00	12.00	10.00	15.00
JAM AHMED/MITCHELLES	BOTTLE	135.00	140.00	130.00	110.00	140.00	127.50
SQUASH-MITCHELLES	BOTTLE	153.33	160.00	160.00	145.00	157.50	160.00
ROOH AFZA	BOTTLE	150.00	150.00	147.50	150.00	150.00	150.00
JAM-E-SHIREEN	BOTTLE	150.00	150.00	160.00	150.00	155.00	150.00
SAUNF	50 GM	20.00	20.00	20.00	15.00	12.00	10.00
CINAMON LOOSE AV. QLTY	50 GM.	20.00	22.50	27.50	30.00	20.00	20.00
CUMINSEED WHITE NATIONAL	50 GM.	54.00	54.00	52.00	52.00	52.00	50.00
PEPPER BLACK NATIONAL	50 GM.	96.00	96.00	96.00	96.00	96.00	96.00
CLOVES LOOSE AV.QLTY	50 GM.	111.67	120.00	125.00	105.00	60.00	85.00
CARDAMOM LARGE LOOSE AV.QLTY	50 GM.	211.67	195.00	140.00	90.00	90.00	85.00
CARDAMOM SMALL AV.QLTY	50 GM.	125.00	110.00	115.00	120.00	75.00	87.50
SALT-POWDERED (LAHORI) LOOSE	KG.	10.00	10.00	10.00	9.00	5.00	15.00
SALT POWDERED (NATIONAL/SHAN)	PKT	25.00	25.00	25.00	20.00	25.00	20.00
CHILLIES POWD.NATIONAL 200GM	PKT	105.00	105.00	105.00	105.00	105.00	105.00
CHILLIES POWDER LOOS	KG.	260.00	310.00	290.00	282.50	230.00	220.00
CORRIANDER SEED POWD.NATIONAL	PKT	104.00	78.00	88.00	77.00	88.00	104.00
CORRIANDER SEED (LOOSE)	KG.	276.67	270.00	290.00	277.50	200.00	230.00
TURMERIC POWD.NATIONAL 50GM	PKT.	35.00	35.00	35.00	35.00	35.00	39.00
CURRY POWD. NATIONAL 200 GM	PKT.	87.00	87.00	87.00	86.00	86.00	87.00
TOMATO KETCHUP AHMED/MITCHL	BOTTLE	101.67	100.00	80.00	70.00	110.00	105.00
PICKLES AHMED/MITCHELLES	BOTTLE	110.00	120.00	100.00	100.00	110.00	102.50
VINEGAR SYNTHETIC (SIRKA)	BOTTLE	80.00	75.00	76.67	40.00	60.00	86.25
GARLIC	KG	170.00	157.50	145.00	157.50	140.00	180.00
GINGER	KG	245.00	190.00	165.00	380.00	220.00	200.00
TAPAL DANEDAR TEA 200GM PACKET	PKT	150.53	155.79	157.89	154.00	126.32	136.84
TEA LIPTON YELLOW LABEL 200GM.	PKT.	176.84	176.84	176.84	176.84	176.84	157.89

Contd.

7.11 Intercity Consumer Prices September, 2015

Description	Unit	Peshawar	Mardan	Abbott- abad	Bannu	D.I. Khan	Mingora
TEA LOOSE KENYA AV.QLTY 250GM.	PKT.	160.83	165.00	163.33	140.00	145.00	145.00
COFFEE-NESCAFE 75 GM. **	BOTTLE	306.67	355.00	335.00	290.00	320.00	330.00
COLD DRINK (STANDARD SIZ)	BOTTLE	25.00	25.00	22.50	25.00	25.00	25.00
FRUIT JUICE TETRA PACK	PKT.	15.00	15.00	17.50	17.50	20.00	27.50
MINERAL WATER NESTLE 1.5 LTR	BOTTLE	45.00	45.00	50.00	50.00	50.00	45.00
CIGARETTES K-2 10'S **	PKT	55.00	55.00	45.00	48.00	50.00	55.00
CIGARETTES CAPSTAN 10'S **	PKT	60.00	60.00	60.00	55.00	50.00	60.00
CIGARETTES GOLD LEAF 20'S	PKT	116.67	115.00	115.00	105.00	100.00	115.00
CIGARETTES MORVEN GOLD 20'S	PKT	60.00	60.00	50.00	55.00	50.00	60.00
BETEL LEAVES	50GM.	73.33	75.00	80.00	75.00	50.00	60.00
BETEL NUTS	KG.	400.00	450.00	305.00	290.00	280.00	400.00
LONG CLOTH 57" GUL AHMED/AL-KARAM	METER	300.00	300.00	200.00	170.00	227.50	185.00
SHIRTING AV.QLTY.	METER	283.33	325.00	160.00	150.00	150.00	175.00
PANT CLOTH W & WEAR AV.QLTY	METER	375.00	362.50	375.00	668.75	265.00	650.00
LAWN PRINTED GUL AHMED/AL-KARAM	METER	360.00	380.00	300.00	190.00	260.00	185.00
GEORGETTE AV.QLTY	METER	110.00	110.00	80.00	97.50	90.00	115.00
LINEN AV.QLTY ***	METER	155.00	165.00	125.00	141.25	80.00	145.00
HEAVY WT SUITING LAWERNCPUR AVG QLTY	METER	2250.00	2250.00	1200.00	850.00	750.00	1562.50
HEAVY WT SUITING LAWERNCPUR SUP QLTY	METER	2500.00	2500.00	2500.00	950.00	1200.00	1850.00
TROPICAL SUITING LAW.PUR	METER	1400.00	1600.00	1100.00	680.00	750.00	1300.00
PANT BOY 24"/26" LENGTH.	EACH	500.00	550.00	625.00	725.00	450.00	375.00
SHIRT BOY 24"/26" LENGTH	EACH	341.67	335.00	625.00	350.00	240.00	325.00
SCHOOL UNI. PANT,SHIRT BOYS	SUIT	766.67	750.00	630.00	727.50	475.00	650.00
SCHOOL UNI. KAMEEZ,SHAL.BOYS	SUIT	708.33	525.00	800.00	650.00	450.00	450.00
SCHOOL UNI. KAMEEZ,SHAL.GIRL	SUIT	816.67	850.00	670.00	650.00	500.00	650.00
FROCK W/WEAR GIRLS	EACH	1066.67	1150.00	1050.00	850.00	650.00	550.00
AWAMI-SUIT W & W(BOY) 24"/26	SUIT	988.33	950.00	1050.00	810.00	600.00	615.00
AWAMI-SUIT W&W (GENTS)AV.QLTY	SUIT	1658.33	1550.00	1900.00	1825.00	925.00	1300.00
PULLOVER GENTS OXFORD/BON.	EACH	3188.33	3187.50	2895.00	2800.00	2400.00	2950.00
PULLOVER LADIES OXFORD/BON.	EACH	2883.33	2800.00	2895.00	2800.00	2400.00	2875.00
PULLOVER (GENTS) OTHERS A.QTY	EACH	1116.67	1100.00	1955.00	1362.50	825.00	1925.00
SECOND-HAND COAT FOR MEN	EACH	633.33	525.00	525.00	325.00	200.00	650.00
SECONDHAND SWEETER FOR MEN DUP QLTY	EACH	850.00	850.00	375.00	225.00	150.00	450.00
SECONDHAND WINTER JACKET	EACH	791.67	950.00	525.00	250.00	200.00	925.00
UNDERWEAR AV.QLTY MEDIUM SIZE	EACH	115.00	90.00	200.00	87.50	70.00	130.00
VEST FOR MEN AV.QLTY.	EACH	135.00	110.00	150.00	85.00	70.00	110.00
VEST/SHAMEEZ (WOMEN) AVG. QLTY	EACH	165.00	130.00	200.00	137.50	110.00	95.00
SOCKS NYLON (PAKISTANI)	PAIR	103.33	110.00	77.50	65.00	50.00	55.00
BRASSIER AV.QLTY.	EACH	130.00	110.00	85.00	150.00	85.00	110.00
BRASSIER SUP QLTY	EACH	258.33	190.00	190.00	220.00	110.00	165.00
DOPATTA GEORGETTE AV.QLTY.	EACH	275.00	265.00	387.50	250.00	250.00	350.00
DOPATTA COTTON AV GLTY	EACH	225.00	235.00	250.00	272.50	230.00	255.00
CHADDAR (W/WEAR) (2x2.5 MTR)	EACH	1016.67	950.00	487.50	472.50	337.50	800.00
LUNGI/DHOTI(COTTON) AVG. QLTY	EACH	275.00	300.00	350.00	415.00	230.00	210.00
HANDKERCHIEF AVG. QLTY PAK	EACH	28.33	27.50	30.00	20.00	40.00	25.00
HANDKERCHIEF SUP. QLTY PAK	EACH	53.33	45.00	45.00	37.50	50.00	35.00
GLOVES AV QLTY	PAIR	110.00	110.00	80.00	55.00	60.00	55.00
AZARBAND COTTON AVG. QLTY	EACH	29.58	30.00	12.50	17.50	11.00	10.00
SEWING THREAD/REEL(ASLI PARI)	EACH	8.50	8.50	6.00	5.00	5.00	5.00
WASHING CHARGES PAINT & SHIRT	SUIT	223.33	110.00	50.00	70.00	80.00	100.00
DRY CLEANING SUIT COAT PANT	SUIT	400.00	340.00	350.00	250.00	180.00	450.00
WASHING CH. (KAMIZ-SHALWAR)	PAIR	80.83	80.00	50.00	70.00	35.00	60.00
TAILORING SHIRT	EACH	500.00	425.00	300.00	300.00	265.00	500.00
TAILORING CHARGES PANT (MEN)	EACH	1233.33	800.00	700.00	950.00	550.00	950.00
TAILORING COAT-PANT SUIT	SUIT	5200.00	4350.00	4200.00	2850.00	2500.00	4400.00
TAILORING AWAMI-SUIT (MALE)	SUIT	608.33	600.00	562.50	550.00	512.50	550.00
TAILORING SUIT FEMALE	SUIT	566.67	500.00	325.00	475.00	375.00	650.00
GENTS SHOES PAUL BATA	PAIR	1199.00	1199.00	1199.00	1199.00	1199.00	1199.00
GENTS SANDAL BATA	PAIR	699.00	699.00	699.00	699.00	699.00	699.00
GENTS SPOUNG CHAPPAL BATA	PAIR	179.00	179.00	179.00	179.00	179.00	179.00
LADIES SANDAL BATA	PAIR	499.00	499.00	499.00	499.00	499.00	499.00

Contd.

7.11 Intercity Consumer Prices September, 2015

Description	Unit	Peshawar	Mardan	Abbott- abad	Bannu	D.I. Khan	Mingora
LADIES SPOUNG CHAPPAL BATA	PAIR	179.00	179.00	179.00	179.00	179.00	179.00
CHILD SHOE POWER LITE BATA	PAIR	599.00	599.00	599.00	599.00	599.00	599.00
GENTS SHOE, ART 1109 SERVICE	PAIR	999.00	999.00	999.00	999.00	999.00	999.00
NYLON JOGGER 27 SIZE 2-5 ***	PAIR	1299.00	1299.00	1299.00	1299.00	1299.00	1299.00
CHINA FOOT WEAR AV. QLTY (MALE) *	PAIR	958.33	950.00	900.00	900.00	750.00	1350.00
CHINA FOOT WEAR AV. QLTY (FEMALE) *	PAIR	879.17	875.00	837.50	775.00	475.00	512.50
CHINA FOOT WEAR AV. QLTY (CHILDREN) *	PAIR	575.00	525.00	500.00	475.00	325.00	475.00
SHOE REPAIR HALF SOLE	PAIR	136.67	110.00	100.00	87.50	95.00	155.00
SHOES POLISH CHARGES AVERAGE SHOP	PAIR	20.00	20.00	20.00	20.00	16.25	20.00
HOUSE RENT (combined)	MONTH	7495.00	3191.00	8526.00	3598.00	4814.00	3481.00
rent 2	pm	7495.00	3191.00	8526.00	3598.00	4814.00	3481.00
RENT3	PM	7495.00	3191.00	8526.00	3598.00	4814.00	3481.00
RENT4	PM	7495.00	3191.00	8526.00	3598.00	4814.00	3481.00
RENT5	PM	7495.00	3191.00	8526.00	3598.00	4814.00	3481.00
RENT6	PM	7495.00	3191.00	8526.00	3598.00	4814.00	3481.00
SYNTHETIC ENEMAL ROBIALAC BALTI 3.64 LTR.	EACH	1850.00	1850.00	1950.00	1775.00	2000.00	2250.00
SYNTHETIC ENEMAL ICI BALTI 3.64 LTR.	EACH	1860.00	1900.00	1950.00	1825.00	1989.00	2160.00
CEMENT (LOCAL) SPECIFY BRAND NAME	BAG	500.00	490.00	503.75	505.00	500.00	500.00
BRICKS (NEW) IST CLASS	P/1000	7816.67	7200.00	7850.00	7300.00	6200.00	9100.00
CEMENT BLOCKS (6"x8"x12")	P/100	0.00	0.00	0.00	0.00	0.00	3300.00
BAJREE	100CFT	3166.67	3000.00	2933.33	1800.00	3075.00	2650.00
SAND (BLACK PIT SAND)	K100CFT	2200.00	1700.00	2550.00	1475.00	1600.00	3000.00
TIMBER SHESHAM LOG IST QUALITY	cubmt.	42378.00	42378.00	0.00	35000.00	32700.00	0.00
IRON BAR (M.S. BAR) 1/2"	P/TON	67250.00	68000.00	68500.00	72000.00	74000.00	68000.00
CARPANTER WAGE RATE	P/DAY	766.67	750.00	800.00	900.00	950.00	1000.00
MASON (RAJ) WAGE RATE	P/DAY	900.00	900.00	800.00	1200.00	950.00	1000.00
UNSKILLED LABOUR WAGE RATE	P/DAY	483.33	475.00	450.00	550.00	500.00	500.00
PLUMBER WAGE RSTE	P/DAY	900.00	900.00	0.00	850.00	900.00	1000.00
ELECTICIAN WAGE RATE PER DAY **	P/DAY	933.33	900.00	0.00	700.00	900.00	1000.00
ELECTICIAN WAGE RATE PER POINT **	P/PNT	100.00	100.00	122.50	90.00	70.00	155.00
WATER CHARGES PER HOUSE	P/MONTH	150.00	120.00	175.00	200.00	100.00	130.00
ELECT.CHARGES UPTO 50 UNITS	P/UNIT	2.00	2.00	2.00	2.00	2.00	2.00
ELECT.CHARGES 01 - 100 UNIT	P/UNIT	6.18	6.18	6.18	6.18	6.18	6.18
ELECT.CHARGES 101 - 300 UNIT	P/UNIT	9.54	9.54	9.54	9.54	9.54	9.54
ELECT.CHARGES 301 - 1000 UNIT	P/UNIT	16.39	16.39	16.39	16.39	16.39	16.39
ELECT.CHARGES ABOVE 1000 UNIT	P/UNIT	18.39	18.39	18.39	18.39	18.39	18.39
ELEC	PM	10.50	10.50	10.50	10.50	10.50	10.50
GAS CHRg upto 3.3719 MMBUT	MMBTU	128.70	128.70	128.70	128.70	0.00	128.70
GAS CHRg 3.3719 - 6.7438 MMBUT	MMBTU	257.40	257.40	257.40	257.40	0.00	257.40
GAS CHRg 6.7438 - 10.1157 MMBUT	MMBTU	257.40	257.40	257.40	257.40	0.00	257.40
GAS CHRg10.1157 - 13.4876 MMBUT	MMBTU	702.00	702.00	702.00	702.00	0.00	702.00
GAS	PM	702.00	702.00	702.00	702.00	0.00	702.00
GAS	PM	409.50	409.50	409.50	409.50	0.00	409.50
KEROSENE OIL	LTR	81.17	95.00	88.00	90.00	77.00	72.00
FIREWOOD WHOLE	40 KG.	670.83	550.00	400.00	490.00	350.00	550.00
CHAIR SHESHAM WOOD WITH ARMS **	EACH	1833.33	2000.00	1600.00	1100.00	2550.00	1450.00
CHAIR PLASTIC (CHAIRMAN) AVERAGE QUALITY	EACH	1183.33	1200.00	915.00	667.50	800.00	900.00
TABLE SHESHAM WOOD (4X2X5") ***	EACH	6208.33	6000.00	6000.00	6250.00	4500.00	5000.00
SOFASET WOODEN WITH FOAM SEAT **	SET	24083.33	19000.00	16500.00	14750.00	18000.00	21000.00
COT IRON (WITH NIWAR)AV.QLTY.	EACH	2100.00	2100.00	2200.00	1737.50	2300.00	2000.00
ALMIRAH (STEEL) 6'X3' 20 GUAGE	EACH	9250.00	9000.00	14750.00	9812.50	9300.00	9375.00
DINNING TABLE 6 CHAIRS A.QLTY	SET	28500.00	27500.00	17000.00	11750.00	17000.00	22500.00
SINGLE BED WITHOUT FOAM MED.	EACH	6750.00	6250.00	3750.00	3500.00	5700.00	4750.00
MATRESS SINGLE(4"THICK)	EACH	4796.67	4750.00	4800.00	4500.00	3350.00	5560.00
FARSHI DARI 12'X9' AV.QLTY	EACH	1416.67	1200.00	1350.00	1450.00	1100.00	1475.00
DARI COTTON (6'x2 1/2') AV.QL	EACH	350.00	375.00	300.00	450.00	400.00	1175.00
CARPET PLAIN AV. QLTY	SQFT.	38.83	41.50	47.50	44.50	35.00	45.00
QUILT (LHAF) 3 KG. COTTON	EACH	1075.00	1150.00	850.00	900.00	600.00	650.00
BLANKET (90" x 54")	EACH	2483.33	2500.00	3000.00	2950.00	2900.00	5250.00
BEDSHEET SINGLE BED SUP.QLTY	EACH	883.33	825.00	575.00	492.50	500.00	700.00
BED SHEET DOUBLE WITH TWO PILLOW COVERS SUP QLTY	SET	1650.00	1650.00	2200.00	1300.00	1075.00	1500.00

Contd.

7.11 Intercity Consumer Prices September, 2015

Description	Unit	Peshawar	Mardan	Abbott- abad	Bannu	D.I. Khan	Mingora
TOWEL(3'x2') AV. QALTY	EACH	316.67	225.00	475.00	270.00	275.00	250.00
CEILING FAN 48" SUPER QLTY **	EACH	3091.67	3000.00	2895.00	3500.00	3250.00	2975.00
PEDESTAL FAN 22" SUPER QLTY	EACH	4700.00	4350.00	4390.00	4500.00	4730.00	3550.00
REFG. DAWLENCE 10 CFT. D.DOOR	EACH	30000.00	30000.00	30400.00	30000.00	33500.00	30500.00
D-FREEZER WAVES 8 CFT.	EACH	30833.33	30500.00	28900.00	30500.00	29000.00	32250.00
AIRCONDITIONER 1.5 TON PEL	EACH	40000.00	41000.00	40000.00	46250.00	44000.00	44000.00
SPLIT AIR CONDITIONER 1.5 TON (SPECIFY BRAND NAME)	EACH	44750.00	43500.00	44000.00	45000.00	43000.00	48000.00
AIRCOOLER SUPER ASIA	EACH	15166.67	15250.00	10500.00	10500.00	14900.00	9750.00
WASHING MACHINE SINGER	EACH	15600.00	15600.00	15600.00	14700.00	14700.00	14700.00
SEWING MACHINE(SINGER)	EACH	6432.92	6800.00	5860.00	5910.00	5210.00	6095.00
GIZER LARGE SIZE 30 GALLON CAPACITY SUP QLTY	EACH	22900.00	23600.00	20500.00	15200.00	18500.00	16500.00
GAS BURNER DOUBLE SPFY.BRAND	EACH	3500.00	2500.00	1725.00	2650.00	1800.00	1500.00
ELECT. IRON PHILIPS MDL.1120	EACH	2733.33	1600.00	1650.00	1500.00	1000.00	1500.00
ELECTRIC JUICER FOR APPLE	EACH	4833.33	4500.00	4000.00	4800.00	3625.00	1700.00
S.STEEL DEGHCHI MEDIUM SIZE ***	EACH	788.33	650.00	525.00	567.50	500.00	600.00
ALUMINIUM COOKING PAN (DEGCHI) MED SIZE	EACH	683.33	650.00	350.00	585.00	425.00	750.00
NON STICK COOKING PAN (DEGCHI) SUP. QLTY	EACH	1075.00	625.00	600.00	567.50	525.00	750.00
FRYING PAN STEEL AVG. QLTY MED. SIZE	EACH	475.00	375.00	325.00	470.00	352.50	275.00
TAWA IORN (MEDIUM SIZE) AVG. QLTY	EACH	391.67	425.00	425.00	595.00	355.00	325.00
S.STEEL PLATE A.QLTY.(M.SIZE)	EACH	72.08	67.50	75.00	65.00	55.00	72.50
TABLE SPOON S.STEEL SUP.QLTY.	DOZEN	491.67	425.00	300.00	470.00	265.00	550.00
WATER SET JUG+6 GLASSES (OMROC)	SET	508.33	450.00	450.00	487.50	500.00	450.00
TEA SET PAK. CHINAWARE 21 PCS.	SET	2600.00	2200.00	2100.00	1425.00	1550.00	2650.00
DINNER SET PLASTIC 72 PIECES SUPERIOR QLTY	SET	8666.67	8000.00	5500.00	4050.00	3250.00	3750.00
HOTPOT SET PLASTIC 3 PCS.	SET	1216.67	1175.00	1500.00	1575.00	1025.00	1775.00
BUCKET(BALTI) PLASTIC MED.SIZ	EACH	375.00	400.00	375.00	445.00	290.00	350.00
LOTA PLASTIC (MED SIZE) AVERAGE QUALITY	EACH	53.33	47.50	55.00	40.00	35.00	65.00
PRESURE COOKER 4 LTR.	EACH	1350.00	1150.00	933.33	1400.00	1375.00	1450.00
WATER COOLER 9/10 LTR.PLASTIC ***	EACH	516.67	525.00	575.00	450.00	600.00	475.00
THERMOS STARVAC 1 LTR	EACH	512.50	425.00	550.00	450.00	500.00	675.00
BULB PHILIPS 100-WATTS	EACH	40.00	40.00	30.00	30.00	30.00	37.50
TUBE LIGHT PHILIPS 40 WATTS	EACH	100.00	100.00	110.00	95.00	100.00	150.00
ELECTRIC BLUBS "0" WATTE LOCAL	EACH	21.67	25.00	20.00	20.00	22.50	25.00
ELECTRIC BLUB ENERGY SAVER 14 WATTS	EACH	170.00	170.00	162.50	160.00	170.00	175.00
WASHING SOAP 250 GMS SPECIFY BRAND NAME	EACH	40.00	40.00	40.00	37.00	30.00	33.75
SURF EXCEL 400 GMS POLY BAG	EACH	125.00	125.00	125.00	125.00	125.00	115.00
WASHING POWDER 1000 GRM	EACH	185.00	185.00	185.00	175.00	185.00	185.00
WASHING POWDER (WHEEL/ BONUS) 100 GRAMS	EACH	95.00	95.00	95.00	95.00	92.50	90.00
CLEANSER POWDER VIM 1000 GM	PKT.	72.22	72.22	72.22	72.22	72.22	66.67
FINIS 500 ML	BOTTLE	170.00	170.00	180.00	140.00	170.00	110.00
PHNYLE TYPHONE/FINIS/CARRANITE 3 LITRES	BOTTLE	150.00	150.00	125.00	137.50	130.00	130.00
HARPIC	BOTTLE	145.00	145.00	135.00	140.00	140.00	125.00
BOOT POLISH CHERRY/KIWI 50ML	EACH	100.00	100.00	100.00	100.00	100.00	100.00
ROBIN BLUE (35 GRAMS)	PKT.	50.00	45.00	30.00	40.00	28.00	30.00
TISSU PAPER PERFUMED 100 PCS.	PKT	113.33	120.00	110.00	90.00	100.00	90.00
TOILET PAPER ROLL (R.PETEL)	P/ROLL	39.33	38.00	35.00	35.00	35.00	27.50
BOOT POLISH LIQUID CHEERY BLOSSOM KIWI 75 ML	BOTTLE	135.00	135.00	130.00	120.00	135.00	120.00
MATCH BOX SMALL	EACH	2.00	2.00	2.00	2.00	1.00	1.00
DRY CELL 1.5 VOLT(LOCAL)	EACH	26.67	25.00	20.00	23.50	20.00	20.00
HAND STITCHING NEEDLE M.SIZE	PACKET	5.83	6.00	9.00	6.00	6.00	5.00
SEWING MACHINE NEEDLE (SINGER)	EACH	5.83	6.00	7.50	5.00	5.00	5.00
HOUSEHOLD SERVANT FEMALE P/T	P/MNTH	1516.67	1200.00	2500.00	1625.00	2750.00	2750.00
MARRIAGE HALL WITH FURNITURE	P/HEAD	241.67	250.00	105.00	85.00	100.00	60.00
SEPTRAN TABLETS	10TAB.	15.00	15.00	15.00	15.00	16.00	15.00
BRUFEN TABS 200-MG.	10TAB.	10.00	10.00	10.00	10.00	10.00	10.00
PANADOL TAB. EXTRA/PLAIN	10TAB.	10.00	10.00	10.00	10.00	10.00	10.00
DISPRIN TAB.	10TAB.	10.00	10.00	10.00	10.00	10.00	10.00
TRISIL TAB.	10 TAB	10.00	10.00	10.00	10.00	10.00	10.00
FLAGYL TAB. 200 MG.	10TAB.	10.00	10.00	10.00	10.00	10.00	10.00
VENTOLIN TAB. 2MG.	10TAB.	9.00	9.00	9.00	9.00	9.00	9.00
DAONIL TAB. 5 MG.	10TAB.	17.00	17.00	17.00	17.00	17.00	17.00

Contd.

7.11 Intercity Consumer Prices September, 2015

Description	Unit	Peshawar	Mardan	Abbott- abad	Bannu	D.I. Khan	Mingora
ENTOX TAB.	10TAB.	10.00	10.00	10.00	10.00	10.00	10.00
RENITEC TAB. 5 MG.	10TAB.	59.00	59.00	59.00	59.00	59.00	59.00
CAC. 1000 TAB	BOTTLE	122.00	122.00	122.00	122.00	122.00	122.00
AMOXIL CAPSOLE 250 MG.S	10CAP.	36.00	36.00	36.00	36.00	36.00	36.00
CALCIUM SYRUP SANDOZ	BOTTLE	64.00	64.00	64.00	64.00	64.00	64.00
LEDERPLEX SYRUP	BOTTLE	35.00	35.00	35.00	35.00	35.00	35.00
SANCOS SYRUP (50 ML.)	BOTTLE	30.00	30.00	30.00	30.00	30.00	30.00
PHENERGAN SYRUP 120 ML.	BOTTLE	33.00	33.00	33.00	33.00	33.00	33.00
CALPOL SYRUP 60 ML.	BOTTLE	28.00	28.00	28.00	28.00	28.00	28.00
HYDRYLLIN SYRUP 120 ML.	BOTTLE	65.00	65.00	65.00	65.00	65.00	65.00
POLYFAX EYE OINTMENT	TUBE	21.00	21.00	21.00	21.00	21.00	21.00
BETNESOL EYE DROPS	BOTTLE	33.89	33.89	33.89	33.89	33.89	33.89
EAR DROPS (CARDISPORINE) ***	BOTTLE	21.00	21.00	21.00	21.00	21.00	21.00
BETNOVATE-N OINTMENT 5 GMS	TUBE	16.00	16.00	16.00	16.00	16.00	16.00
BURNOL CREAM 30 GRM	TUBE	16.00	16.00	16.00	16.00	16.00	16.00
VICKS VAPORUB/BALM	BOTTLE	36.00	36.00	36.00	36.00	36.00	36.00
GLYCRINE SMALL BOTTLE	BOTTLE	26.67	30.00	35.00	25.00	15.00	30.00
JOUHAR JOSHANDA	PKT.	8.00	8.00	6.00	6.00	7.00	8.00
GALXOS-D (450 GRMS)	PKT.	168.75	157.50	151.88	157.50	151.88	151.88
GRIPE-WATER WOODWARDS	BOTTLE	55.00	55.00	50.00	50.00	50.00	55.00
SANIPLAST ONE PUTTY	EACH	2.00	2.00	2.00	2.00	2.00	2.00
O.R.S. (NIMCOL)	PKT.	16.33	15.00	15.00	15.00	15.00	15.00
DETTOL (MEDIUM)	BOTTLE	46.80	46.80	46.80	46.80	46.80	46.80
COTTON BANDAGE 2" - 4"	EACH	9.00	9.00	10.50	10.00	5.50	6.00
THERMOMETER CHINA	EACH	41.50	42.00	47.50	40.00	45.00	40.00
DOCTOR (MBBS) CLINIC FEE	P/PAT.	266.67	225.00	150.00	175.00	200.00	250.00
URINE TEST (DR) CHARGES	P/TEST	100.00	100.00	60.00	100.00	120.00	100.00
BLOOD TEST (CP) CHARGES	P/TEST	200.00	200.00	100.00	175.00	130.00	250.00
SUGAR TEST (RANDOM/FASTING BOTH) CHARGES	P/TEST	200.00	200.00	140.00	100.00	140.00	100.00
ECG CHARGES	P/TEST	200.00	200.00	200.00	243.75	300.00	150.00
X-RAY (CHEST) CHARGES	P/X-RAY	283.33	180.00	200.00	225.00	300.00	180.00
CAR SUZUKI 800 CC (W/O. A/C)	EACH	708800.00	708800.00	645000.00	0.00	642000.00	0.00
CAR SUZUKI 1000 CC	EACH	1083000.00	1085800.00	1105000.00	0.00	1052000.00	0.00
CAR TOYOTA 1300 CC	EACH	1648000.00	1648000.00	1590000.00	0.00	1700500.00	0.00
CAR HONDA CIVIC	EACH	2475000.00	2475000.00	2180000.00	0.00	0.00	0.00
MOTORCYCLE HONDA CD-70.	EACH	63500.00	63500.00	63500.00	63500.00	63500.00	63500.00
MOTORCYCLE YAMAHA 100CC.	EACH	80000.00	80000.00	79300.00	84000.00	79300.00	0.00
MOTOR CYCLE HERO 70 CC	EACH	44000.00	43000.00	46000.00	43000.00	45000.00	45000.00
BICYCLE WITH TYRES & TUBES	EACH	8333.33	7700.00	9800.00	8900.00	6825.00	6650.00
TYRE CAR WITH TUBE GENERAL	EACH	3750.00	3750.00	3350.00	5150.00	3500.00	3500.00
TYRE MOTOR CYCLE WITHOUT TUBE	EACH	1300.00	1275.00	1500.00	1325.00	1050.00	1262.50
TYRE CYCLE SPECIFY BRAND NAME	EACH	371.67	325.00	450.00	545.00	325.00	500.00
TYRE CAR W/O TUBE	EACH	3380.00	3250.00	3300.00	4600.00	3600.00	3350.00
PETROL SUPER	LITRE	73.76	73.76	73.76	73.76	73.76	73.76
HIGH SPEED DIESEL HSD	LITRE	82.04	82.04	82.04	82.04	82.04	82.04
CNG	K.G.	75.80	0.00	0.00	0.00	0.00	75.82
GAS CYLINDER STAND. SIZE	EACH	1100.00	1210.00	1050.00	1000.00	1125.00	1000.00
MOTOR CYCLE SERVICE CHARGES	EACH	300.00	280.00	350.00	325.00	275.00	275.00
CAR SERVICE CHARGES	EACH	300.00	300.00	400.00	0.00	400.00	282.50
TYRE PUNCTURE CHARGES	EACH	55.83	50.00	75.00	75.00	50.00	55.00
CYCLE OVERHAULING CHARGES	EACH	350.00	350.00	275.00	550.00	300.00	250.00
CAR TAX FOR 800CC TO 1300CC	YEARLY	1075.00	1075.00	1075.00	1075.00	1075.00	1075.00
TRAIN FARE ECO. 1-100 KM.	P/KM.	0.68	0.00	0.68	0.68	0.00	0.00
TRAIN FARE ECO. 101-500 KM.	P/KM.	0.98	0.00	0.98	0.98	0.00	0.00
TRAIN FARE ECO. > 500 KM.	P/KM.	0.89	0.00	0.89	0.89	0.00	0.00
TRAIN FARE IST SLP. 1-100KM	P/KM.	2.10	0.00	2.10	2.10	0.00	0.00
TRAIN FARE IST SLP.101-500 KM	P/KM.	2.59	0.00	2.59	2.59	0.00	0.00
TRAIN FARE IST SLP. > 500 KM	P/KM.	1.99	0.00	1.99	1.99	0.00	0.00
TRAIN FARE A/C SLP. 1-100KM.	P/KM	5.76	0.00	5.76	5.76	0.00	0.00
TRAIN FARE A/C SLP.101-500KM	P/KM.	4.59	0.00	4.59	4.59	0.00	0.00
TRAIN FARE A/C SLP > 500KM.	P/KM	4.16	0.00	4.16	4.16	0.00	0.00

Contd.

7.11 Intercity Consumer Prices September, 2015

Description	Unit	Peshawar	Mardan	Abbott- abad	Bannu	D.I. Khan	Mingora
PLATEFORM TICKET	EACH	10.00	0.00	10.00	10.00	0.00	0.00
AUTO RICKSHAW FARES	KM/MIN	55.00	60.00	50.00	30.00	50.00	50.00
FULL TONGA CHARGES	KM/MIN	60.00	60.00	60.00	40.00	0.00	0.00
TAXI 4 SEATER FARE	KM/MIN	100.00	100.00	65.00	40.00	150.00	75.00
BUS FARE MIN (WITHIN CITY)	TICKET	10.00	10.00	10.00	10.00	0.00	0.00
BUS FARE MAX (WITHIN CIT	TICKET	20.00	19.00	10.00	20.00	0.00	0.00
BUS FARE OUTSIDE CITY	P/KM.	0.80	0.80	0.80	0.80	0.80	0.80
A/C BUS FARE OUTSIDE CITY	P/KM.	0.90	0.90	0.90	0.90	0.90	0.90
MINIBUS FARE MIN.WITH IN CITY	TICKET	10.00	0.00	0.00	0.00	0.00	0.00
MINIBUS FARE MAX.WITH IN CITY	TICKET	20.00	0.00	0.00	0.00	0.00	0.00
SUZUKI FARE MIN.WITH IN CITY	TICKET	10.00	10.00	10.00	0.00	10.00	10.00
SUZUKI FARE MAXIMUM W.IN CITY	TICKET	20.00	15.00	13.00	0.00	15.00	15.00
AIR FARE ECONOMY CLASS.	P/KM.	19.26	0.00	0.00	0.00	0.00	0.00
POSTAL ENVELOPE DOMESTIC	EACH	8.00	8.00	8.00	8.00	8.00	8.00
ENVELOPE FOR SAUDI ARABIA	EACH	50.00	50.00	50.00	50.00	50.00	50.00
POSTAL REGISTRATION CHARGES	EACH	28.00	28.00	28.00	28.00	28.00	28.00
U.M.S. REG CHARGES MIN.	EACH	58.00	58.00	59.00	59.00	58.00	59.00
T.C.S. CH. MIN.WITH IN ZONE	EACH	150.00	150.00	150.00	110.00	110.00	130.00
TELEPHONE CHARGES LOCAL CALL	P/CALL	3.94	3.94	3.94	3.94	3.94	3.94
TEL CHARGES OUT SIDE CITY	P/CALL	3.94	3.94	3.94	3.94	3.94	3.94
INTERNET CHARGES	P/HOUR	30.00	30.00	30.00	25.00	42.50	30.00
MOBILE CELL CHARGES	P/UNIT	2.88	2.88	4.00	2.88	2.50	2.50
FAX CHARGES (LOCAL)	P/PAGE	20.00	20.00	17.50	15.00	15.00	10.00
TELEPHONE SET AV. QLTY	EACH	1200.00	1250.00	1400.00	1012.50	1300.00	1200.00
MOBILE SET NOKIA/SONY/ERICSON/SAMSUNG WITHOUT CAMERA	EACH	2775.00	2850.00	3550.00	2600.00	2250.00	2487.50
T.V. 20" COLORED WEGA H-A21.	EACH	18600.00	19000.00	20000.00	22000.00	20000.00	24750.00
T.V 20" COLOR CHINA/KORIA)	EACH	8083.33	9000.00	10500.00	9000.00	9550.00	8125.00
V.C.P. PANASONIC/LG/NAT	EACH	3916.67	0.00	6500.00	6500.00	5000.00	0.00
DVD/VCD PLAYER PANASONIC/LG	EACH	3066.67	4000.00	4600.00	2500.00	5500.00	3000.00
RADIO WITH C.PLAYER NATIONAL	EACH	2616.67	2600.00	2800.00	2175.00	1900.00	1450.00
PERSONNEL COMPUTER (BRANDED)	EACH	50000.00	48800.00	35000.00	52000.00	41500.00	33500.00
VID. CASSETTE BLK. TDK/SONY	EACH	100.00	100.00	150.00	110.00	100.00	125.00
COM. C.D. (TDK/IMATION)	EACH	40.00	40.00	50.00	65.00	50.00	50.00
TAPE RECORDER CASSETTE BLANK	EACH	33.33	30.00	60.00	25.00	42.50	70.00
VIDEO GAME SEGA 16 BYTE	EACH	1250.00	1250.00	1800.00	1450.00	1475.00	0.00
CINEMA A/C. HIGH CLASS	TICKET	70.00	30.00	0.00	0.00	0.00	0.00
CINEMA NON-A/C HIGH CLASS	TICKET	70.00	30.00	30.00	40.00	50.00	100.00
CABLE CHARGES	PER MONT	200.00	300.00	250.00	300.00	300.00	200.00
TV.LICENCE FEE DOMESTIC	YEARLY	420.00	420.00	420.00	420.00	420.00	420.00
ENGLISH BOOK CLASS V1	EACH	75.00	75.00	75.00	75.00	75.00	75.00
ENGLISH BOOK CLASS IX OR X	EACH	68.00	68.00	68.00	68.00	68.00	68.00
ENG. BOOK IST.YR COMPLETE SET	EACH	76.00	76.00	76.00	76.00	76.00	76.00
ENGLISH BOOK BA/B.SC	EACH	120.00	120.00	120.00	120.00	120.00	120.00
URDU BOOK CLASS V (T.B.BORD)	EACH	76.00	76.00	76.00	76.00	76.00	76.00
URDU BOOK CLASS IX/X(T.B.B)	EACH	58.50	58.50	58.50	58.50	58.50	58.50
URDU BOOK IST.YEAR/INTER	EACH	81.00	76.00	76.00	76.00	76.00	76.00
URDU BOOK BA/B.SC	EACH	170.00	160.00	160.00	160.00	160.00	160.00
MATHS BOOK CALSS V (T.B.B)	EACH	105.00	105.00	105.00	105.00	105.00	105.00
MATHS BOOK CLASS IX OR X	EACH	114.00	114.00	114.00	114.00	114.00	114.00
MATHS BOOK IST.YEAR (T.B.B)	EACH	176.00	176.00	176.00	176.00	176.00	176.00
PAKISTAN STUDIES BOOK BA/B.SC	EACH	120.00	120.00	120.00	120.00	120.00	120.00
DAILY "DAWN"	P/COPY	19.00	19.00	19.00	19.00	19.00	19.00
DAILY "JANG"	P/COPY	12.00	12.00	12.00	12.00	12.00	12.00
DAILY "NAWA-E-WAQT"	P/COPY	12.00	12.00	12.00	12.00	12.00	12.00
WEEKLY "AKHBAR-E-JAHAN"	P/COPY	55.00	55.00	55.00	55.00	55.00	55.00
WEEKLY "MAG"	P/COPY	45.00	45.00	45.00	45.00	45.00	45.00
MONTHLY "NAUNEHAL DIGEST"	P/COPY	35.00	35.00	35.00	35.00	35.00	35.00
PAPER FOOLSCAPE (27"x17")	QUIRE	20.00	20.00	37.50	32.50	47.50	25.00
EXERCISE.BOOK LINED 80/100 PGS	EACH	71.67	65.00	60.00	55.00	45.00	65.00
PENCILGOLDFISH/DEER	EACH	5.17	5.00	5.50	6.00	5.00	7.50
PEN INK DOLLOR 57 ML BOTTLE	EACH	20.00	20.00	20.00	20.00	20.00	20.00

Contd.

7.11 Intercity Consumer Prices September, 2015

Description	Unit	Peshawar	Mardan	Abbott- abad	Bannu	D.I. Khan	Mingora
PHOTOSTATE PAPER 70 GM	PRT	323.33	330.00	320.00	295.00	355.00	350.00
BALL PEN (local)	EACH	7.00	7.25	7.00	6.50	5.00	10.00
FOUNTAIN PEN HERO/WINGS/CHINA	EACH	44.17	50.00	55.00	35.00	40.00	50.00
PRIVATE SCHOOL FEE ENGLISH MEDIUM AVERAGE STANDARD (CLASS I)	P/MONTH	1916.67	2000.00	1512.50	575.00	500.00	1000.00
PRIVATE SCHOOL FEE ENGLISH MEDIUM AVERAGE STANDARD (CLASS V)	P/MONTH	2016.67	2300.00	1797.50	700.00	800.00	1000.00
PRIVATE SCHOOL FEE ENGLISH MEDIUM AVERAGE STANDARD (CLASS VI)	P/MONTH	2033.33	2300.00	1847.50	775.00	1000.00	1250.00
PRIVATE SCHOOL FEE ENGLISH MEDIUM AVERAGE STANDARD (CLASS X)	P/MONTH	2125.00	2800.00	2287.50	900.00	1800.00	2000.00
PRIVATE MEDICLE COLLEGE FEE MBBS (1ST YEAR)	P/MONTH	50000.00	0.00	50000.00	0.00	0.00	0.00
PRIVATE ENGINEERING COLLEGE FEE (ISTR YEAR)	P/MONTH	15000.00	15000.00	0.00	0.00	0.00	0.00
GOVT. COLLEGE FEE 1ST YEAR	MONTH	42.09	42.09	42.09	42.09	42.09	42.09
GOVT. COLLEGE FEE 4TH. YEAR	MONTH	54.90	54.79	50.00	50.00	39.59	39.59
GOVT. UNIVERSITY FEE MSC.	MONTH	1487.93	1487.93	539.58	620.00	540.00	540.00
GOVT. MED. COLLEGE FEE MBBS	MONTH	641.67	641.66	641.66	642.00	641.66	641.66
GOVT. ENGG. COLL. FEE I YEAR	MONTH	595.83	595.83	0.00	404.17	595.83	0.00
COACHING FEE FOR CLASS IX/X	P/MONTH	2500.00	2500.00	1200.00	700.00	1000.00	1750.00
COACHING CHARGES FOR CLASS 1ST YEAR/INTER (SCIENCE)	P/MONTH	3000.00	3000.00	1500.00	700.00	1100.00	2750.00
COACHING CHARGES FOR CLASS 1ST YEAR/INTER (COMMERCE)	P/MONTH	3000.00	3000.00	1000.00	750.00	1000.00	950.00
I.T. TUITION FEES	P/MONTH	5277.83	5000.00	4166.00	2500.00	2100.00	0.00
MBA TUITION FEES	P/MONTH	6369.50	6000.00	3000.00	3000.00	2100.00	0.00
BREAD TANDOORI ST. SIZE	EACH	10.00	10.00	10.00	10.00	6.00	10.00
COOKED MUTTON (AV. HOTEL)	PLATE	150.00	120.00	150.00	150.00	140.00	145.00
COOKED BEEF (AV. HOTEL)	PLATE	120.00	100.00	90.00	90.00	100.00	125.00
COOKED DAL (AV. HOTEL)	PLATE	60.00	60.00	57.50	47.50	70.00	65.00
CHICKEN BIRYANI FULL/DOUBLE	PLATE	133.33	140.00	140.00	125.00	145.00	190.00
TEA PREPARED (ORDINARY)	CUP	15.00	20.00	17.50	15.00	15.00	17.50
HAIRCUT CHARGES FOR MEN	P/CUT	141.67	120.00	85.00	70.00	55.00	82.50
BEAUTY PORL HAIR STYL CHARGE	P/STY.	250.00	225.00	400.00	167.50	140.00	450.00
SHAVING CHARGES	PER SHV	76.67	80.00	47.50	37.50	32.50	55.00
LIPSTICK S.MISS/MEDORA	EACH	110.00	120.00	100.00	100.00	100.00	90.00
NAIL POLISH S.MISS/MEDORA	EACH	100.00	100.00	105.00	100.00	100.00	85.00
PERFUME MED.SIZE MEDORA/BROACH	EACH	193.33	200.00	110.00	140.00	180.00	150.00
HAIR-OIL AMLA/CHAMBELI	BOTTLE	115.00	115.00	120.00	125.00	85.00	100.00
TOILET SOAP LUX 95 GRAMS	EACH	34.70	34.70	34.70	34.70	34.70	34.70
TOILET SOAP LIFEBOUY 140 GRM	EACH	37.00	37.00	36.00	36.00	36.00	36.00
TOILET SOAP SAFEGUARD BATH SIZE	EACH	48.00	48.00	48.00	50.00	48.00	50.00
TOOTHPASTE MACKLINES 70 GRM	EACH	50.00	50.00	50.00	50.00	50.00	50.00
TOOTHPAST MED SIZE CLGATE 70 GMS	EACH	60.67	60.67	60.67	60.67	60.67	60.67
TOOTHBRUSH SHEILD A/PLAUQUE	EACH	45.00	45.00	42.50	32.50	40.00	46.25
TOOTHPOWDER DENTONIC 90 GRM	EACH	28.00	28.00	25.00	25.00	25.00	25.00
HAIR-COLOUR BEGIN (6 GMS)	EACH	100.00	100.00	90.00	95.00	95.00	100.00
HAIR COLOUR (KALAKOLA)	BOTTLE	130.00	130.00	130.00	120.00	125.00	120.00
FACECREAM PONDS (MEDIUM)	EACH	110.00	110.00	110.00	120.00	110.00	120.00
TALC POWDER VICE ROAY,B.CAT	EACH	136.67	150.00	120.00	120.00	110.00	110.00
BLADE TREET ORDINARY 10'S	PKT.	37.50	35.00	30.00	30.00	30.00	30.00
BLADE 7-O-CLOCK STAIN. 5'S	PKT.	35.00	35.00	30.00	30.00	35.00	37.50
SHAMPOO SUNSILK/PAINTIN 100 ML	BOTTLE	100.00	100.00	100.00	100.00	110.00	110.00
BEAUTY CREAM (FAIR & LOVELY)	EACH	85.00	85.00	155.00	85.00	120.00	115.00
HAIR REMOVING CREAM (EU-CREAM)	TUBE	60.00	60.00	60.00	55.00	55.00	65.00
GEL MEDIUM SIZE	BOTTLE	120.00	120.00	120.00	65.00	85.00	120.00
DISPOSABLE RAZOR GILLET-II	EACH	45.00	45.00	35.00	35.00	45.00	45.00
SHAVING CREAM TOUCH-ME/ADM.	EACH	65.00	75.00	62.50	55.00	55.00	60.00
GOLD TEZABI 24 CT	10 GM.	39500.00	38350.00	38580.00	40200.00	38456.00	39108.00
SILVER TEZABI 24 CT	10 GM.	633.00	633.00	577.00	700.00	565.00	515.00
ARTIFICIAL JEWELLARY SET	SET	950.00	850.00	662.50	800.00	230.00	2125.00
WRIST WATCH GENTS CITIZEN (ORIGINAL) ***	EACH	4000.00	4000.00	2000.00	2500.00	2500.00	2500.00
WRIST WATCH LADIES CITIZEN (ORIGINAL) ***	EACH	4000.00	4000.00	1800.00	2500.00	2500.00	2500.00
WALL CLOCK QUARTZ AV.QLTY	EACH	1363.64	1350.00	525.00	462.50	255.00	650.00
SUITCASE REXIN (24"x16"x6")	EACH	783.33	900.00	1000.00	775.00	725.00	850.00
TRUNK MEDIUM SIZE ***	EACH	4250.00	3800.00	1150.00	1775.00	1300.00	2200.00
PURSE LADIES (LEATHER) AVERAGE QUALITY	EACH	1266.67	975.00	700.00	725.00	500.00	600.00

7.11 Intercity Consumer Prices September, 2015

Description	Unit	Quetta	Turbat	Gawadar	Loralai	Khuzdar	D.M. Jamali
WHEAT	10 KG.	350.00	440.00	470.00	350.00	350.00	310.00
WHEAT FLOUR FINE/SUPERIOR.	KG.	40.00	55.00	55.00	37.00	40.00	40.00
WHEAT FLOUR AVG. QLTY	KG.	38.00	45.00	47.00	39.00	38.00	37.00
WHEAT FLOUR BAG	10 KG.	380.00	465.00	470.00	390.00	380.00	385.00
MAIDA	KG.	60.00	78.00	75.00	60.00	45.00	48.00
SUJI	KG.	60.00	78.00	80.00	60.00	75.00	50.00
BESAN AV. QLTY.	KG.	125.00	110.00	120.00	120.00	110.00	80.00
RICE BASMATI SUP. QLTY.	KG.	150.00	170.00	170.00	140.00	105.00	110.00
RICE BASMATI 385/386	KG.	95.00	90.00	105.00	125.00	65.00	82.50
RICE BASMATI BROKEN AV.QLTY	KG.	80.00	67.50	70.00	80.00	50.00	45.00
RICE IRRI-6 (SINDH/PUNJAB)	KG.	50.00	55.00	54.00	50.00	40.00	37.50
VERMICELLI	KG.	75.00	80.00	70.00	80.00	70.00	75.00
BREAD PLAIN MEDIUM SIZE	EACH	40.00	30.00	30.00	35.00	40.00	37.50
RUSK (PAPAY)	KG.	135.00	160.00	160.00	160.00	150.00	140.00
BISCUITS-PACKED	PKT	35.00	35.00	35.00	35.00	35.00	35.00
BISCUIT-BAKERY (LOOSE)	250 GM	55.00	56.00	60.00	55.00	80.00	70.00
CORNFLAKS FAUJI 225 GM.	PKT	162.00	153.00	154.00	120.00	153.00	180.00
SAMOSAS (VEGATABLE)	EACH	12.00	7.00	6.50	15.00	6.00	10.00
PASTRY AV.QLTY.	EACH	22.50	20.00	20.00	22.50	15.00	20.00
PATTIES (VEGATABLES)	EACH	25.00	20.00	20.00	20.00	15.00	17.00
NIMCO	250 GM	45.00	70.00	70.00	75.00	80.00	65.00
CHIPS	250 GM	50.00	65.00	80.00	60.00	80.00	65.00
BEEF WITH BONE AV.QLTY.	KG	365.00	400.00	400.00	300.00	320.00	260.00
MUTTON AV.QLTY.	KG	600.00	700.00	700.00	560.00	530.00	545.00
CHICKEN FARM BROILER (LIVE)	KG	155.00	280.00	200.00	140.00	220.00	140.00
FISH-RAHU MEDIUM SIZE	KG	330.00	355.00	345.00	250.00	250.00	225.00
MILK FRESH (UNBOILED)	LTR.	85.00	110.00	110.00	85.00	80.00	80.00
CURD	KG.	100.00	120.00	120.00	90.00	90.00	120.00
MILK TETRA PACK 1/2 LTR.	PKT.	60.00	64.00	60.00	60.00	50.00	50.00
LACTOGEN 400 GRAMS	PKT.	425.00	425.00	425.00	435.00	435.00	435.00
POWDER MILK NIDO 400GM.	PKT	350.00	350.00	350.00	360.00	360.00	362.50
MILK POWDER LOOSE/PACKED	KG.	400.00	500.00	495.00	440.00	675.00	475.00
BUTTER LOCAL PACKED	50 GM.	24.00	30.00	30.00	0.00	30.00	30.00
EGGS FARM	DOZ	115.00	95.00	98.00	110.00	90.00	115.00
MUSTARD OIL AV.QLTY.	KG.	190.00	200.00	210.00	200.00	180.00	165.00
COOKING OIL (DALDA)	2.5LTR	455.00	460.00	460.00	470.00	445.00	445.00
COOKING OIL (PAKWAN) OTHER BRAND SPECIFY	2.5 LTR	415.00	410.00	410.00	440.00	445.00	430.00
VEGETABLE GHEE TIN	2.5KG.	445.00	448.00	450.00	440.00	440.00	440.00
VEGETABLE GHEE (LOOSE)	KG.	150.00	170.00	170.00	140.00	130.00	150.00
DATES AV.QLTY.	KG.	185.00	65.00	85.00	230.00	80.00	200.00
PISTACHIO AV.QLTY.	50 GM.	60.00	60.00	65.00	60.00	140.00	55.00
ALMONDS WHOLE AV.QLTY.	KG.	445.00	530.00	525.00	500.00	850.00	725.00
COCONUT DRY AV.QLTY.	KG.	240.00	270.00	255.00	220.00	450.00	270.00
RAISINS AV.QLTY.	50 GM.	22.50	20.00	20.00	14.00	60.00	27.50
GROUNDNUTS (WITH SHELL)	KG.	140.00	145.00	145.00	180.00	200.00	240.00
MALTA/MOSAMBI	DOZ	0.00	0.00	0.00	0.00	0.00	0.00
KINNU	DOZ	0.00	0.00	0.00	0.00	0.00	0.00
APPLE	KG	70.00	115.00	115.00	100.00	40.00	70.00
ALOO BUKHARA	KG	0.00	0.00	0.00	0.00	0.00	0.00
POMEGRANATE (ANNAR)	KG	95.00	145.00	135.00	150.00	80.00	140.00
GRAPES	KG	90.00	145.00	155.00	120.00	120.00	120.00
BANANAS	DOZ	70.00	80.00	80.00	80.00	75.00	65.00
MANGO KALMI	KG	117.50	155.00	155.00	200.00	100.00	120.00
GUAVA	KG	60.00	85.00	80.00	50.00	55.00	80.00
WATERMELON (TURBOOZ)	KG	0.00	0.00	0.00	0.00	0.00	0.00
MUSKMELON (KHARBOOZA)	KG	0.00	0.00	0.00	0.00	0.00	0.00
SWEETMELON (GARMA)	KG	45.00	60.00	60.00	30.00	50.00	40.00
PULSE MASOOR (WHOLE)	KG.	140.00	130.00	130.00	140.00	130.00	140.00
PULSE MASOOR (WASHED)	KG.	145.00	140.00	140.00	120.00	115.00	155.00
PULSE MOONG (WASHED)	KG.	155.00	150.00	150.00	160.00	160.00	180.00
PULSE MASH (WASHED)	KG.	235.00	160.00	160.00	200.00	150.00	145.00

Contd.

7.11 Intercity Consumer Prices September, 2015

Description	Unit	Quetta	Turbat	Gawadar	Loralai	Khuzdar	D.M. Jamali
PULSE GRAM	KG.	130.00	105.00	100.00	130.00	110.00	120.00
GRAM WHOLE BLACK AV.QLTY.	KG.	105.00	120.00	120.00	120.00	150.00	110.00
GRAM WHOLE YELLOW AV.QLTY	KG.	150.00	160.00	160.00	120.00	170.00	150.00
BEANS (LAL LOBIA)	KG.	140.00	90.00	90.00	120.00	140.00	125.00
POTATOES	KG	18.00	30.00	30.00	30.00	20.00	25.00
ONION	KG	30.50	55.00	55.00	50.00	25.00	45.00
TURNIP	KG	0.00	0.00	0.00	0.00	0.00	0.00
RADISH	KG	37.50	35.00	35.00	40.00	30.00	45.00
TOMATOES	KG	35.00	65.00	65.00	30.00	50.00	55.00
CABBAGE	KG	0.00	0.00	0.00	0.00	0.00	0.00
CAULIFLOWER	KG	0.00	0.00	0.00	0.00	0.00	0.00
BRINJAL	KG	37.50	55.00	65.00	40.00	25.00	35.00
PUMPKIN	KG	0.00	0.00	0.00	0.00	0.00	0.00
BOTTLEGOURD	KG	27.50	60.00	75.00	30.00	25.00	55.00
LADY FINGER	KG	87.50	95.00	95.00	50.00	55.00	55.00
PEAS	KG	0.00	0.00	0.00	0.00	0.00	0.00
SPINACH	KG	20.00	30.00	30.00	30.00	10.00	45.00
TINDA	KG	47.50	80.00	85.00	40.00	46.50	37.50
TURAI	KG	57.50	60.00	75.00	80.00	50.00	70.00
KARAILA	KG	77.50	115.00	115.00	80.00	95.00	80.00
ARVI	KG	57.50	57.00	70.00	100.00	100.00	50.00
CHILLIES GREEN	KG	77.50	115.00	130.00	50.00	75.00	55.00
CARROT	KG	0.00	0.00	0.00	0.00	0.00	0.00
COCUMBER (KHEERA)	KG	72.50	95.00	95.00	80.00	40.00	55.00
LEMON	250GM	47.50	60.00	75.00	30.00	60.00	35.00
SUGAR REFINED	KG.	65.00	70.00	71.00	60.00	65.00	65.00
GUR AV.QLTY	KG.	85.00	95.00	90.00	80.00	100.00	85.00
HONEY LANGANESE 500 GM.	BOTTLE	740.00	650.00	700.00	610.00	500.00	800.00
MILO 200 GM.	BOTTLE	200.00	150.00	150.00	200.00	200.00	220.00
CUSTARD POWDER RAFHAN 300 GM.	PKT	75.00	80.00	80.00	80.00	70.00	75.00
TOFFEE (HILAL)	EACH	1.00	2.00	2.50	1.00	1.00	2.00
CHOWKELATE CANDY (SMALL SIZE)	EACH	5.00	5.00	5.00	5.00	5.00	5.00
SWEETMEAT (MIXED)	KG	250.00	350.00	350.00	250.00	300.00	320.00
ICE CREAM WALLS	CUP.	40.00	40.00	40.00	40.00	40.00	40.00
ICE	KG	15.00	17.50	20.00	15.00	30.00	12.50
JAM AHMED/MITCHELLES	BOTTLE	140.00	115.00	115.00	140.00	190.00	125.00
SQUASH-MITCHELLES	BOTTLE	160.00	142.50	150.00	160.00	160.00	150.00
ROOH AFZA	BOTTLE	160.00	150.00	155.00	150.00	145.00	150.00
JAM-E-SHIREEN	BOTTLE	160.00	150.00	150.00	160.00	155.00	150.00
SAUNF	50 GM	13.50	14.50	14.00	15.00	40.00	15.00
CINAMON LOOSE AV. QLTY	50 GM.	22.50	30.00	40.00	30.00	30.00	22.50
CUMINSEED WHITE NATIONAL	50 GM.	50.00	52.00	50.00	54.00	50.00	54.00
PEPPER BLACK NATIONAL	50 GM.	96.00	74.00	75.00	96.00	90.00	96.00
CLOVES LOOSE AV.QLTY	50 GM.	86.00	50.00	50.00	100.00	90.00	120.00
CARDAMOM LARGE LOOSE AV.QLTY	50 GM.	145.00	60.00	70.00	150.00	180.00	105.00
CARDAMOM SMALL AV.QLTY	50 GM.	180.00	150.00	150.00	100.00	190.00	80.00
SALT-POWDERED (LAHORI) LOOSE	KG.	10.00	10.00	10.00	12.00	10.00	10.00
SALT POWDERED (NATIONAL/SHAN)	PKT	25.00	20.00	25.00	25.00	25.00	25.00
CHILLIES POWD.NATIONAL 200GM	PKT	105.00	105.00	105.00	105.00	105.00	105.00
CHILLIES POWDER LOOS	KG.	310.00	350.00	350.00	360.00	280.00	290.00
CORRIANDER SEED POWD.NATIONAL	PKT	80.00	80.00	80.00	104.00	100.00	87.00
CORRIANDER SEED (LOOSE)	KG.	230.00	150.00	290.00	280.00	300.00	245.00
TURMERIC POWD.NATIONAL 50GM	PKT.	35.00	35.00	35.00	35.00	39.00	35.00
CURRY POWD. NATIONAL 200 GM	PKT.	87.00	86.00	86.00	86.00	86.00	86.00
TOMATO KETCHUP AHMED/MITCHL	BOTTLE	85.00	100.00	90.00	96.00	90.00	95.00
PICKLES AHMED/MITCHELLES	BOTTLE	105.00	105.00	102.50	120.00	120.00	115.00
VINEGAR SYNTHETIC (SIRKA)	BOTTLE	85.00	50.00	60.00	80.00	50.00	75.00
GARLIC	KG	130.00	160.00	160.00	100.00	160.00	120.00
GINGER	KG	130.00	190.00	200.00	200.00	180.00	240.00
TAPAL DANEDAR TEA 200GM PACKET	PKT	136.84	146.91	152.63	147.36	126.32	176.84
TEA LIPTON YELLOW LABEL 200GM.	PKT.	176.84	149.47	149.47	157.89	176.84	149.47

Contd.

7.11 Intercity Consumer Prices September, 2015

Description	Unit	Quetta	Turbat	Gawadar	Loralai	Khuzdar	D.M. Jamali
TEA LOOSE KENYA AV.QLTY 250GM.	PKT.	112.50	172.50	170.00	124.00	160.00	180.00
COFFEE-NESCAFE 75 GM. **	BOTTLE	300.00	290.00	300.00	300.00	270.00	275.00
COLD DRINK (STANDARD SIZ)	BOTTLE	25.00	30.00	30.00	25.00	25.00	25.00
FRUIT JUICE TETRA PACK	PKT.	15.00	20.00	20.00	16.50	20.00	20.00
MINERAL WATER NESTLE 1.5 LTR	BOTTLE	45.00	50.00	50.00	45.00	45.00	50.00
CIGARETTES K-2 10'S **	PKT	60.00	45.00	45.00	50.00	45.00	45.00
CIGARETTES CAPSTAN 10'S **	PKT	60.00	70.00	60.00	60.00	60.00	60.00
CIGARETTES GOLD LEAF 20'S	PKT	120.00	115.00	110.00	120.00	110.00	115.00
CIGARETTES MORVEN GOLD 20'S	PKT	60.00	70.00	60.00	60.00	60.00	60.00
BETEL LEAVES	50GM.	40.00	40.00	40.00	35.00	50.00	55.00
BETEL NUTS	KG.	235.00	240.00	240.00	240.00	350.00	200.00
LONG CLOTH 57" GUL AHMED/AL-KARAM	METER	170.00	195.00	180.00	180.00	200.00	225.00
SHIRTING AV.QLTY.	METER	150.00	150.00	150.00	135.00	200.00	155.00
PANT CLOTH W & WEAR AV.QLTY	METER	300.00	270.00	300.00	370.00	200.00	200.00
LAWN PRINTED GUL AHMED/AL-KARAM	METER	180.00	175.00	160.00	200.00	180.00	205.00
GEORGETTE AV.QLTY	METER	105.00	90.00	80.00	145.00	100.00	70.00
LINEN AV.QLTY ***	METER	85.00	70.00	75.00	130.00	150.00	100.00
HEAVY WT SUITING LAWERNCPUR AVG QLTY	METER	1100.00	1100.00	1100.00	1000.00	1100.00	900.00
HEAVY WT SUITING LAWERNCPUR SUP QLTY	METER	1300.00	1300.00	1300.00	1500.00	1300.00	1300.00
TROPICAL SUITING LAW.PUR	METER	950.00	950.00	950.00	1000.00	950.00	950.00
PANT BOY 24"/26" LENGTH.	EACH	375.00	320.00	360.00	500.00	900.00	325.00
SHIRT BOY 24"/26" LENGTH	EACH	275.00	300.00	330.00	300.00	850.00	325.00
SCHOOL UNI. PANT,SHIRT BOYS	SUIT	900.00	825.00	800.00	550.00	850.00	485.00
SCHOOL UNI. KAMEEZ,SHAL.BOYS	SUIT	1000.00	750.00	700.00	462.50	800.00	350.00
SCHOOL UNI. KAMEEZ,SHAL.GIRL	SUIT	1100.00	750.00	800.00	470.00	800.00	500.00
FROCK W/WEAR GIRLS	EACH	450.00	200.00	245.00	475.00	700.00	350.00
AWAMI-SUIT W & W(BOY) 24"/26	SUIT	475.00	1000.00	800.00	500.00	500.00	550.00
AWAMI-SUIT W&W (GENTS)AV.QLTY	SUIT	675.00	850.00	850.00	700.00	700.00	1100.00
PULLOVER GENTS OXFORD/BON.	EACH	3250.00	2000.00	2000.00	2800.00	2000.00	1900.00
PULLOVER LADIES OXFORD/BON.	EACH	3350.00	2150.00	2175.00	3000.00	2750.00	1700.00
PULLOVER (GENTS) OTHERS A.QTY	EACH	725.00	500.00	575.00	1100.00	750.00	1500.00
SECOND-HAND COAT FOR MEN	EACH	300.00	250.00	250.00	343.75	280.00	225.00
SECONDHAND SWEETER FOR MEN DUP QLTY	EACH	350.00	200.00	200.00	350.00	220.00	200.00
SECONDHAND WINTER JACKET	EACH	325.00	275.00	275.00	275.00	220.00	275.00
UNDERWEAR AV.QLTY MEDIUM SIZE	EACH	65.00	90.00	90.00	70.00	200.00	65.00
VEST FOR MEN AV.QLTY.	EACH	75.00	115.00	105.00	86.25	150.00	130.00
VEST/SHAMEEZ (WOMEN) AVG. QLTY	EACH	105.00	160.00	170.00	105.00	300.00	100.00
SOCKS NYLON (PAKISTANI)	PAIR	67.50	120.00	120.00	75.00	80.00	55.00
BRASSIER AV.QLTY.	EACH	100.00	120.00	120.00	107.50	200.00	130.00
BRASSIER SUP QLTY	EACH	250.00	190.00	200.00	300.00	300.00	212.50
DOPATTA GEORGETTE AV.QLTY.	EACH	210.00	280.00	300.00	185.00	250.00	190.00
DOPATTA COTTON AV GLTY	EACH	125.00	190.00	215.00	112.50	250.00	140.00
CHADDAR (WWEAR) (2x2.5 MTR)	EACH	230.00	280.00	300.00	290.00	300.00	525.00
LUNGI/DHOTI(COTTON) AVG. QLTY	EACH	240.00	250.00	275.00	450.00	275.00	200.00
HANDKERCHIEF AVG. QLTY PAK	EACH	30.00	50.00	45.00	32.50	50.00	45.00
HANDKERCHIEF SUP. QLTY PAK	EACH	50.00	65.00	70.00	45.00	70.00	65.00
GLOVES AV QLTY	PAIR	55.00	85.00	85.00	60.00	200.00	45.00
AZARBAND COTTON AVG. QLTY	EACH	12.50	20.00	20.00	13.50	20.00	30.00
SEWING THREAD/REEL(ASLI PARI)	EACH	4.00	7.00	7.00	7.00	6.00	5.50
WASHING CHARGES PAINT & SHIRT	SUIT	65.00	45.00	50.00	75.00	170.00	55.00
DRY CLEANING SUIT COAT PANT	SUIT	150.00	250.00	250.00	150.00	175.00	155.00
WASHING CH. (KAMIZ-SHALWAR)	PAIR	40.00	45.00	45.00	45.00	55.00	55.00
TAILORING SHIRT	EACH	265.00	250.00	250.00	300.00	250.00	275.00
TAILORING CHARGES PANT (MEN)	EACH	425.00	375.00	375.00	400.00	375.00	500.00
TAILORING COAT-PANT SUIT	SUIT	3250.00	3250.00	3250.00	3500.00	3250.00	3500.00
TAILORING AWAMI-SUIT (MALE)	SUIT	475.00	550.00	550.00	500.00	500.00	475.00
TAILORING SUIT FEMALE	SUIT	475.00	400.00	400.00	500.00	375.00	375.00
GENTS SHOES PAUL BATA	PAIR	1199.00	1199.00	1199.00	1199.00	1199.00	1199.00
GENTS SANDAL BATA	PAIR	699.00	699.00	699.00	699.00	699.00	699.00
GENTS SPOUNG CHAPPAL BATA	PAIR	179.00	179.00	179.00	179.00	179.00	179.00
LADIES SANDAL BATA	PAIR	499.00	499.00	499.00	499.00	499.00	499.00

Contd.

7.11 Intercity Consumer Prices September, 2015

Description	Unit	Quetta	Turbat	Gawadar	Loralai	Khuzdar	D.M. Jamali
LADIES SPOUNG CHAPPAL BATA	PAIR	179.00	179.00	179.00	179.00	179.00	179.00
CHILD SHOE POWER LITE BATA	PAIR	599.00	599.00	599.00	599.00	599.00	599.00
GENTS SHOE, ART 1109 SERVICE	PAIR	999.00	999.00	999.00	999.00	999.00	999.00
NYLON JOGGER 27 SIZE 2-5 ***	PAIR	1299.00	1299.00	1299.00	1299.00	1299.00	1299.00
CHINA FOOT WEAR AV. QLTY (MALE) *	PAIR	475.00	850.00	750.00	500.00	220.00	550.00
CHINA FOOT WEAR AV. QLTY (FEMALE) *	PAIR	300.00	600.00	600.00	350.00	220.00	425.00
CHINA FOOT WEAR AV. QLTY (CHILDREN) *	PAIR	285.00	550.00	600.00	300.00	200.00	275.00
SHOE REPAIR HALF SOLE	PAIR	90.00	120.00	100.00	55.00	80.00	85.00
SHOES POLISH CHARGES AVERAGE SHOP	PAIR	20.00	30.00	30.00	17.50	20.00	20.00
HOUSE RENT (combined)	MONTH	9882.00	3729.00	5500.00	4054.00	1997.00	3428.00
rent 2	pm	9882.00	3729.00	5500.00	4054.00	1997.00	3428.00
RENT3	PM	9882.00	3729.00	5500.00	4054.00	1997.00	3428.00
RENT4	PM	9882.00	3729.00	5500.00	4054.00	1997.00	3428.00
RENT5	PM	9882.00	3729.00	5500.00	4054.00	1997.00	3428.00
RENT6	PM	9882.00	3729.00	5500.00	4054.00	1997.00	3428.00
SYNTHETIC ENEMAL ROBIALAC BALTI 3.64 LTR.	EACH	1615.00	1600.00	1600.00	1550.00	1900.00	1700.00
SYNTHETIC ENEMAL ICI BALTI 3.64 LTR.	EACH	1875.00	1700.00	1750.00	1650.00	1900.00	1450.00
CEMENT (LOCAL) SPECIFY BRAND NAME	BAG	550.00	550.00	560.00	470.00	550.00	515.00
BRICKS (NEW) IST CLASS	P/1000	6250.00	0.00	0.00	6500.00	5000.00	5750.00
CEMENT BLOCKS (6"x8"x12")	P/100	0.00	1950.00	2000.00	0.00	1800.00	0.00
BAJREE	100CFT	4250.00	3400.00	3900.00	2775.00	4800.00	2050.00
SAND (BLACK PIT SAND)	K100CFT	3250.00	3000.00	3000.00	2300.00	0.00	2000.00
TIMBER SHESHAM LOG IST QUALITY	cubmt.	55582.00	0.00	0.00	0.00	0.00	0.00
IRON BAR (M.S. BAR) 1/2"	P/TON	70000.00	76500.00	77500.00	74500.00	90000.00	65500.00
CARPANTER WAGE RATE	P/DAY	900.00	1050.00	1000.00	1000.00	1000.00	700.00
MASON (RAJ) WAGE RATE	P/DAY	1100.00	1250.00	1400.00	900.00	950.00	700.00
UNSKILLED LABOUR WAGE RATE	P/DAY	550.00	650.00	650.00	550.00	450.00	375.00
PLUMBER WAGE RSTE	P/DAY	800.00	1100.00	1200.00	1100.00	1000.00	700.00
ELECTICIAN WAGE RATE PER DAY **	P/DAY	750.00	1200.00	1100.00	700.00	0.00	600.00
ELECTICIAN WAGE RATE PER POINT **	P/PNT	150.00	100.00	100.00	175.00	100.00	125.00
WATER CHARGES PER HOUSE	P/MONTH	125.00	150.00	250.00	0.00	190.00	300.00
ELECT.CHARGES UPTO 50 UNITS	P/UNIT	2.00	2.00	2.00	2.00	2.00	2.00
ELECT.CHARGES 01 - 100 UNIT	P/UNIT	6.18	6.18	6.18	6.18	6.18	6.18
ELECT.CHARGES 101 - 300 UNIT	P/UNIT	9.54	9.54	9.54	9.54	9.54	9.54
ELECT.CHARGES 301 - 1000 UNIT	P/UNIT	16.39	16.39	16.39	16.39	16.39	16.39
ELECT.CHARGES ABOVE 1000 UNIT	P/UNIT	18.39	18.39	18.39	18.39	18.39	18.39
ELEC	PM	10.50	10.50	10.50	10.50	10.50	10.50
GAS CHRGR upto 3.3719 MMBTU	MMBTU	128.70	0.00	0.00	0.00	0.00	128.70
GAS CHRGR 3.3719 - 6.7438 MMBTU	MMBTU	257.40	0.00	0.00	0.00	0.00	257.40
GAS CHRGR 6.7438 - 10.1157 MMBTU	MMBTU	257.40	0.00	0.00	0.00	0.00	257.40
GAS CHRGR10.1157 - 13.4876 MMBTU	MMBTU	702.00	0.00	0.00	0.00	0.00	702.00
GAS	PM	702.00	0.00	0.00	0.00	0.00	702.00
GAS	PM	409.50	0.00	0.00	0.00	0.00	409.50
KEROSENE OIL	LTR	68.00	125.00	125.00	90.00	72.00	100.00
FIREWOOD WHOLE	40 KG.	575.00	360.00	400.00	400.00	450.00	375.00
CHAIR SHESHAM WOOD WITH ARMS **	EACH	1150.00	2000.00	2150.00	1350.00	1500.00	1550.00
CHAIR PLASTIC (CHAIRMAN) AVERAGE QUALITY	EACH	550.00	775.00	775.00	587.50	1200.00	750.00
TABLE SHESHAM WOOD (4X2X5") ***	EACH	5500.00	4000.00	3750.00	4500.00	4500.00	5625.00
SOFASET WOODEN WITH FOAM SEAT **	SET	30000.00	10000.00	8900.00	10000.00	12000.00	12000.00
COT IRON (WITH NIWAR)AV.QLTY.	EACH	2600.00	2650.00	2550.00	2550.00	2000.00	2800.00
ALMIRAH (STEEL) 6'X3' 20 GUAGE	EACH	9000.00	10000.00	10000.00	6750.00	11000.00	13000.00
DINNING TABLE 6 CHAIRS A.QLTY	SET	13000.00	24000.00	20000.00	11000.00	10500.00	15500.00
SINGLE BED WITHOUT FOAM MED.	EACH	6500.00	3700.00	3600.00	4500.00	8000.00	5750.00
MATRESS SINGLE(4"THICK)	EACH	3750.00	3500.00	2950.00	3900.00	4000.00	5000.00
FARSHI DARI 12'X9' AV.QLTY	EACH	1000.00	500.00	500.00	1000.00	2500.00	1200.00
DARI COTTON (6'x2 1/2') AV.QL	EACH	475.00	383.33	300.00	500.00	1500.00	425.00
CARPET PLAIN AV. QLTY	SQFT.	61.25	48.67	50.00	35.00	35.00	45.00
QUILT (LIHAF) 3 KG. COTTON	EACH	700.00	550.00	500.00	625.00	1200.00	675.00
BLANKET (90" x 54")	EACH	2000.00	2500.00	2500.00	2000.00	3000.00	3750.00
BEDSHEET SINGLE BED SUP.QLTY	EACH	575.00	380.00	380.00	500.00	1000.00	550.00
BED SHEET DOUBLE WITH TWO PILLOW COVERS SUP QLTY	SET	575.00	490.00	445.00	550.00	1200.00	800.00

Contd.

7.11 Intercity Consumer Prices September, 2015

Description	Unit	Quetta	Turbat	Gawadar	Loralai	Khuzdar	D.M. Jamali
TOWEL(3'x2') AV. QALTY	EACH	150.00	200.00	215.00	206.25	350.00	200.00
CEILING FAN 48" SUPER QLTY **	EACH	2650.00	3700.00	3600.00	2500.00	3000.00	3500.00
PEDESTAL FAN 22" SUPER QLTY	EACH	3600.00	3900.00	3650.00	3500.00	3500.00	4100.00
REFG. DAWLENCE 10 CFT. D.DOOR	EACH	29500.00	36000.00	37000.00	26300.00	38000.00	32000.00
D-FREEZER WAVES 8 CFT.	EACH	25000.00	33000.00	33000.00	25000.00	35000.00	25500.00
AIRCONDITIONER 1.5 TON PEL	EACH	45000.00	43500.00	43300.00	40000.00	46000.00	44500.00
SPLIT AIR CONDITIONER 1.5 TON (SPECIFY BRAND NAME)	EACH	47000.00	47000.00	47250.00	43500.00	40000.00	47500.00
AIRCOOLER SUPER ASIA	EACH	11500.00	9500.00	9500.00	11500.00	10500.00	10000.00
WASHING MACHINE SINGER	EACH	15200.00	14700.00	14700.00	15000.00	14700.00	14700.00
SEWING MACHINE(SINGER)	EACH	5210.00	5400.00	5250.00	5400.00	5210.00	5210.00
GIZER LARGE SIZE 30 GALLON CAPACITY SUP QLTY	EACH	12500.00	10000.00	10000.00	12000.00	17000.00	14750.00
GAS BURNER DOUBLE SPFY.BRAND	EACH	1250.00	1350.00	1200.00	1700.00	2200.00	1500.00
ELECT. IRON PHILIPS MDL.1120	EACH	1150.00	1350.00	1200.00	1200.00	1200.00	1450.00
ELECTRIC JUICER FOR APPLE	EACH	3800.00	3700.00	3600.00	3500.00	2500.00	4000.00
S.STEEL DEGHCHI MEDIUM SIZE ***	EACH	500.00	950.00	900.00	500.00	700.00	575.00
ALUMINIUM COOKING PAN (DEGCHI) MED SIZE	EACH	425.00	700.00	750.00	400.00	950.00	500.00
NON STICK COOKING PAN (DEGCHI) SUP. QLTY	EACH	350.00	950.00	930.00	345.00	400.00	650.00
FRYING PAN STEEL AVG. QLTY MED. SIZE	EACH	260.00	250.00	200.00	200.00	800.00	475.00
TAWA IORN (MEDIUM SIZE) AVG. QLTY	EACH	200.00	275.00	275.00	200.00	400.00	300.00
S.STEEL PLATE A.QLTY.(M.SIZE)	EACH	85.00	90.00	80.00	42.50	130.00	65.00
TABLE SPOON S.STEEL SUP.QLTY.	DOZEN	325.00	240.00	250.00	300.00	500.00	420.00
WATER SET JUG+6 GLASSES (OMROC)	SET	340.00	500.00	475.00	750.00	900.00	450.00
TEA SET PAK. CHINAWARE 21 PCS.	SET	1100.00	1200.00	900.00	2500.00	1300.00	1950.00
DINNER SET PLASTIC 72 PIECES SUPERIOR QLTY	SET	4750.00	3450.00	2850.00	3000.00	2200.00	4450.00
HOTPOT SET PLASTIC 3 PCS.	SET	1050.00	900.00	900.00	1150.00	1300.00	1900.00
BUCKET(BALTI) PLASTIC MED.SIZ	EACH	285.00	370.00	365.00	350.00	300.00	275.00
LOTA PLASTIC (MED SIZE) AVERAGE QUALITY	EACH	40.00	60.00	60.00	50.00	70.00	60.00
PRESURE COOKER 4 LTR.	EACH	1100.00	950.00	775.00	1400.00	1300.00	1225.00
WATER COOLER 9/10 LTR.PLASTIC ***	EACH	500.00	550.00	555.00	550.00	500.00	950.00
THERMOS STARVAC 1 LTR	EACH	375.00	670.00	625.00	425.00	500.00	350.00
BULB PHILIPS 100-WATTS	EACH	30.00	30.00	30.00	25.00	30.00	25.00
TUBE LIGHT PHILIPS 40 WATTS	EACH	100.00	135.00	130.00	110.00	100.00	95.00
ELECTRIC BLUBS "0" WATTE LOCAL	EACH	20.00	25.00	20.00	20.00	20.00	25.00
ELECTRIC BLUB ENERGY SAVER 14 WATTS	EACH	180.00	120.00	130.00	140.00	150.00	180.00
WASHING SOAP 250 GMS SPECIFY BRAND NAME	EACH	30.00	24.00	25.00	29.50	30.00	35.00
SURF EXCEL 400 GMS POLY BAG	EACH	115.00	113.00	110.00	110.00	125.00	125.00
WASHING POWDER 1000 GRM	EACH	175.00	192.50	185.00	175.00	175.00	185.00
WASHING POWDER (WHEEL/ BONUS) 100 GRAMS	EACH	85.00	98.00	100.00	90.00	85.00	95.00
CLEANSER POWDER VIM 1000 GM	PKT.	72.22	72.22	72.22	66.67	66.67	66.67
FINIS 500 ML	BOTTLE	187.50	190.00	180.00	187.50	170.00	165.00
PHNYLE TYPHONE/FINIS/CARRANITE 3 LITRES	BOTTLE	120.00	140.00	140.00	150.00	150.00	115.00
HARPIC	BOTTLE	130.00	132.50	135.00	135.00	125.00	130.00
BOOT POLISH CHERRY/KIWI 50ML	EACH	100.00	80.00	80.00	80.00	80.00	100.00
ROBIN BLUE (35 GRAMS)	PKT.	35.00	25.00	30.00	50.00	25.00	25.00
TISSU PAPER PERFUMED 100 PCS.	PKT	100.00	100.00	95.00	118.75	110.00	90.00
TOILET PAPER ROLL (R.PETEL)	P/ROLL	35.00	35.00	40.00	37.50	40.00	40.00
BOOT POLISH LIQUID CHEERY BLOSSOM KIWI 75 ML	BOTTLE	120.00	120.00	120.00	120.00	120.00	140.00
MATCH BOX SMALL	EACH	1.00	2.00	2.00	2.00	1.50	1.50
DRY CELL 1.5 VOLT(LOCAL)	EACH	15.00	15.00	15.00	25.00	25.00	20.00
HAND STITCHING NEEDLE M.SIZE	PACKET	5.00	8.00	8.00	6.00	10.00	5.00
SEWING MACHINE NEEDLE (SINGER)	EACH	5.00	6.00	6.00	5.00	6.00	5.00
HOUSEHOLD SERVANT FEMALE P/T	P/MNTH	1350.00	4000.00	4000.00	1500.00	3000.00	900.00
MARRIAGE HALL WITH FURNITURE	P/HEAD	80.00	50.00	50.00	50.00	50.00	50.00
SEPTRAN TABLETS	10TAB.	15.00	15.00	15.00	16.00	15.00	16.00
BRUFEN TABS 200-MG.	10TAB.	10.00	10.00	10.00	10.00	10.00	10.00
PANADOL TAB. EXTRA/PLAIN	10TAB.	10.00	10.00	10.00	10.00	10.00	10.00
DISPRIN TAB.	10TAB.	10.00	10.00	10.00	10.00	10.00	10.00
TRISIL TAB.	10 TAB	10.00	10.00	10.00	10.00	10.00	10.00
FLAGYL TAB. 200 MG.	10TAB.	10.00	10.00	10.00	10.00	10.00	10.00
VENTOLIN TAB. 2MG.	10TAB.	9.00	9.00	9.00	9.00	9.00	9.00
DAONIL TAB. 5 MG.	10TAB.	17.00	17.00	17.00	17.00	17.00	17.00

Contd.

7.11 Intercity Consumer Prices September, 2015

Description	Unit	Quetta	Turbat	Gawadar	Loralai	Khuzdar	D.M. Jamali
ENTOX TAB.	10TAB.	10.00	10.00	10.00	10.00	10.00	10.00
RENITEC TAB. 5 MG.	10TAB.	59.00	59.00	59.00	59.00	59.00	59.00
CAC. 1000 TAB	BOTTLE	122.00	122.00	122.00	122.00	122.00	122.00
AMOXIL CAPSOLE 250 MG.S	10CAP.	36.00	36.00	36.00	36.00	36.00	36.00
CALCIUM SYRUP SANDOZ	BOTTLE	64.00	64.00	64.00	64.00	64.00	64.00
LEDERPLEX SYRUP	BOTTLE	35.00	35.00	35.00	35.00	35.00	35.00
SANCOS SYRUP (50 ML.)	BOTTLE	30.00	30.00	30.00	30.00	30.00	30.00
PHENERGAN SYRUP 120 ML.	BOTTLE	33.00	33.00	33.00	33.00	33.00	33.00
CALPOL SYRUP 60 ML.	BOTTLE	28.00	28.00	28.00	28.00	28.00	28.00
HYDRYLLIN SYRUP 120 ML.	BOTTLE	65.00	65.00	65.00	65.00	65.00	65.00
POLYFAX EYE OINTMENT	TUBE	21.00	21.00	21.00	21.00	21.00	21.50
BETNESOL EYE DROPS	BOTTLE	33.89	33.89	33.89	33.89	33.89	33.89
EAR DROPS (CARDISPORINE) ***	BOTTLE	21.00	21.00	21.00	21.00	21.00	21.00
BETNOVATE-N OINTMENT 5 GMS	TUBE	16.00	16.00	16.00	16.00	16.00	16.00
BURNOL CREAM 30 GRM	TUBE	16.00	16.00	16.00	16.00	16.00	16.00
VICKS VAPORUB/BALM	BOTTLE	36.00	36.00	37.00	36.00	36.00	36.00
GLYCRINE SMALL BOTTLE	BOTTLE	45.00	25.00	25.00	30.00	25.00	15.00
JOUHAR JOSHANDA	PKT.	8.00	7.00	7.00	8.00	7.00	6.00
GALXOS-D (450 GRMS)	PKT.	151.88	151.88	151.88	151.88	157.50	157.50
GRIPE-WATER WOODWARDS	BOTTLE	50.00	55.00	55.00	55.00	55.00	55.00
SANIPLAST ONE PUTTY	EACH	1.50	3.00	3.00	2.00	2.00	1.45
O.R.S. (NIMCOL)	PKT.	15.00	15.00	15.00	15.00	15.00	15.00
DETTOL (MEDIUM)	BOTTLE	46.80	46.80	46.80	46.80	46.80	46.80
COTTON BANDAGE 2" - 4"	EACH	10.00	15.00	15.00	13.00	12.00	10.00
THERMOMETER CHINA	EACH	35.00	50.00	50.00	35.00	50.00	40.00
DOCTOR (MBBS) CLINIC FEE	P/PAT.	200.00	350.00	300.00	200.00	200.00	90.00
URINE TEST (DR) CHARGES	P/TEST	80.00	250.00	300.00	100.00	100.00	85.00
BLOOD TEST (CP) CHARGES	P/TEST	200.00	350.00	350.00	200.00	125.00	225.00
SUGAR TEST (RANDOM/FASTING BOTH) CHARGES	P/TEST	175.00	300.00	300.00	150.00	150.00	200.00
ECG CHARGES	P/TEST	175.00	400.00	400.00	200.00	300.00	150.00
X-RAY (CHEST) CHARGES	P/X-RAY	300.00	350.00	350.00	250.00	230.00	350.00
CAR SUZUKI 800 CC (W/O. A/C)	EACH	0.00	0.00	0.00	0.00	0.00	0.00
CAR SUZUKI 1000 CC	EACH	1044000.00	0.00	0.00	0.00	0.00	0.00
CAR TOYOTA 1300 CC	EACH	1568000.00	0.00	0.00	0.00	0.00	0.00
CAR HONDA CIVIC	EACH	2035000.00	0.00	0.00	0.00	0.00	0.00
MOTORCYCLE HONDA CD-70.	EACH	69500.00	68000.00	67000.00	63500.00	0.00	63500.00
MOTORCYCLE YAMAHA 100CC.	EACH	80600.00	81000.00	81750.00	81000.00	0.00	0.00
MOTOR CYCLE HERO 70 CC	EACH	45000.00	50000.00	0.00	50000.00	0.00	0.00
BICYCLE WITH TYRES & TUBES	EACH	7062.50	6000.00	5200.00	7000.00	0.00	7000.00
TYRE CAR WITH TUBE GENERAL	EACH	3250.00	4000.00	4000.00	3300.00	3000.00	3300.00
TYRE MOTOR CYCLE WITHOUT TUBE	EACH	1050.00	1300.00	1400.00	1100.00	1250.00	1100.00
TYRE CYCLE SPECIFY BRAND NAME	EACH	350.00	300.00	300.00	300.00	450.00	475.00
TYRE CAR W/O TUBE	EACH	2950.00	3500.00	3500.00	2000.00	6600.00	2800.00
PETROL SUPER	LITRE	73.76	73.76	73.76	73.76	73.76	73.76
HIGH SPEED DIESEL HSD	LITRE	82.04	82.04	82.04	82.04	82.04	82.04
CNG	K.G.	75.82	0.00	0.00	0.00	0.00	75.82
GAS CYLINDER STAND. SIZE	EACH	1150.00	990.00	990.00	1500.00	1075.00	1700.00
MOTOR CYCLE SERVICE CHARGES	EACH	275.00	200.00	200.00	200.00	300.00	200.00
CAR SERVICE CHARGES	EACH	450.00	350.00	500.00	375.00	400.00	300.00
TYRE PUNCTURE CHARGES	EACH	45.00	80.00	85.00	50.00	75.00	65.00
CYCLE OVERHAULING CHARGES	EACH	190.00	150.00	155.00	190.00	200.00	100.00
CAR TAX FOR 800CC TO 1300CC	YEARLY	400.00	400.00	400.00	400.00	400.00	400.00
TRAIN FARE ECO. 1-100 KM.	P/KM.	0.68	0.68	0.68	0.00	0.00	0.68
TRAIN FARE ECO. 101-500 KM.	P/KM.	0.98	0.00	0.98	0.00	0.00	0.98
TRAIN FARE ECO. > 500 KM.	P/KM.	0.89	0.89	0.89	0.00	0.00	0.89
TRAIN FARE IST SLP. 1-100KM	P/KM.	2.10	2.10	2.10	0.00	0.00	2.10
TRAIN FARE IST SLP.101-500 KM	P/KM.	2.59	2.59	2.59	0.00	0.00	2.59
TRAIN FARE IST SLP. > 500 KM	P/KM.	1.99	1.99	1.99	0.00	0.00	1.99
TRAIN FARE A/C SLP. 1-100KM.	P/KM.	5.76	5.76	5.76	0.00	0.00	5.76
TRAIN FARE A/C SLP.101-500KM	P/KM.	4.59	4.59	4.59	0.00	0.00	4.59
TRAIN FARE A/C SLP > 500KM.	P/KM.	4.16	4.16	4.16	0.00	0.00	4.16

Contd.

7.11 Intercity Consumer Prices September, 2015

Description	Unit	Quetta	Turbat	Gawadar	Loralai	Khuzdar	D.M. Jamali
PLATFORM TICKET	EACH	10.00	0.00	10.00	0.00	0.00	10.00
AUTO RICKSHAW FARES	KM/MIN	65.00	40.00	55.00	50.00	65.00	50.00
FULL TONGA CHARGES	KM/MIN	80.00	0.00	0.00	50.00	0.00	0.00
TAXI 4 SEATER FARE	KM/MIN	60.00	50.00	60.00	60.00	60.00	60.00
BUS FARE MIN (WITHIN CITY)	TICKET	20.00	0.00	0.00	0.00	0.00	0.00
BUS FARE MAX (WITHIN CIT	TICKET	20.00	0.00	0.00	0.00	0.00	0.00
BUS FARE OUTSIDE CITY	P/KM.	0.90	0.90	0.90	0.90	0.90	0.90
A/C BUS FARE OUTSIDE CITY	P/KM.	1.35	1.35	1.35	1.35	1.35	1.35
MINIBUS FARE MIN.WITH IN CITY	TICKET	20.00	0.00	35.00	0.00	0.00	0.00
MINIBUS FARE MAX.WITH IN CITY	TICKET	20.00	0.00	0.00	0.00	0.00	0.00
SUZUKI FARE MIN.WITH IN CITY	TICKET	0.00	10.00	10.00	0.00	10.00	0.00
SUZUKI FARE MAXIMUM W.IN CITY	TICKET	0.00	30.00	30.00	0.00	30.00	0.00
AIR FARE ECONOMY CLASS.	P/KM.	19.26	19.26	19.26	0.00	19.26	0.00
POSTAL ENVELOPE DOMESTIC	EACH	8.00	8.00	8.00	8.00	8.00	8.00
ENVELOPE FOR SAUDI ARABIA	EACH	50.00	50.00	50.00	45.00	50.00	45.00
POSTAL REGISTRATION CHARGES	EACH	28.00	28.00	28.00	28.00	28.00	28.00
U.M.S. REG CHARGES MIN.	EACH	59.00	58.00	58.00	58.00	58.00	58.00
T.C.S. CH. MIN.WITH IN ZONE	EACH	110.00	150.00	150.00	150.00	150.00	150.00
TELEPHONE CHARGES LOCAL CALL	P/CALL	3.94	3.94	3.94	3.94	3.94	3.94
TEL CHARGES OUT SIDE CITY	P/CALL	3.94	3.94	3.94	3.94	3.94	3.94
INTERNET CHARGES	P/HOUR	25.00	30.00	30.00	38.75	20.00	30.00
MOBILE CELL CHARGES	P/UNIT	3.00	3.00	3.00	3.00	4.00	3.00
FAX CHARGES (LOCAL)	P/PAGE	15.00	25.00	25.00	20.00	20.00	15.00
TELEPHONE SET AV. QLTY	EACH	575.00	850.00	800.00	675.00	500.00	850.00
MOBILE SET NOKIA/SONY/ERICSON/SAMSUNG WITHOUT CAMERA	EACH	3000.00	2000.00	2100.00	2750.00	3000.00	3750.00
T.V. 20" COLORED WEGA H-A21.	EACH	18000.00	17000.00	17000.00	18000.00	17500.00	20000.00
T.V 20" COLOR CHINA/KORIA)	EACH	13000.00	8000.00	8000.00	12000.00	8500.00	16500.00
V.C.P. PANASONIC/LG/NAT	EACH	6900.00	4500.00	0.00	6000.00	0.00	6500.00
DVD/VCD PLAYER PANASONIC/LG	EACH	5200.00	3000.00	0.00	4800.00	3000.00	4750.00
RADIO WITH C.PLAYER NATIONAL	EACH	1925.00	1600.00	1675.00	2000.00	1900.00	1650.00
PERSONNEL COMPUTER (BRANDED)	EACH	42000.00	28000.00	28000.00	28000.00	28000.00	28000.00
VID. CASSETTE BLK. TDK/SONY	EACH	155.00	150.00	150.00	150.00	0.00	0.00
COM. C.D. (TDK/IMATION)	EACH	72.50	60.00	35.00	70.00	50.00	65.00
TAPE RECORDER CASSETTE BLANK	EACH	40.00	35.00	37.50	35.00	45.00	30.00
VIDEO GAME SEGA 16 BYTE	EACH	1150.00	900.00	900.00	1250.00	1000.00	0.00
CINEMA A/C. HIGH CLASS	TICKET	0.00	0.00	0.00	0.00	0.00	0.00
CINEMA NON-A/C HIGH CLASS	TICKET	150.00	0.00	0.00	20.00	0.00	0.00
CABLE CHARGES	PER MONT	400.00	350.00	300.00	300.00	300.00	300.00
TV.LICENCE FEE DOMESTIC	YEARLY	420.00	420.00	420.00	420.00	420.00	420.00
ENGLISH BOOK CLASS V1	EACH	59.00	59.00	59.00	59.00	59.00	59.00
ENGLISH BOOK CLASS IX OR X	EACH	72.00	72.00	72.00	72.00	72.00	72.00
ENG. BOOK IST.YR COMPLETE SET	EACH	65.00	65.00	65.00	65.00	65.00	65.00
ENGLISH BOOK BA/B.SC	EACH	175.00	175.00	175.00	175.00	175.00	175.00
URDU BOOK CLASS V (T.B.BORD)	EACH	82.00	82.00	82.00	82.00	82.00	82.00
URDU BOOK CLASS IX/X(T.B.B)	EACH	85.00	85.00	85.00	85.00	85.00	85.00
URDU BOOK IST.YEAR/INTER	EACH	85.00	85.00	85.00	85.00	85.00	85.00
URDU BOOK BA/B.SC	EACH	175.00	175.00	175.00	175.00	175.00	175.00
MATHS BOOK CALSS V (T.B.B)	EACH	55.00	55.00	55.00	55.00	55.00	55.00
MATHS BOOK CLASS IX OR X	EACH	130.50	130.50	130.50	130.50	130.50	130.50
MATHS BOOK IST.YEAR (T.B.B)	EACH	138.00	138.00	138.00	138.00	138.00	138.00
PAKISTAN STUDIES BOOK BA/B.SC	EACH	300.00	300.00	300.00	300.00	300.00	300.00
DAILY "DAWN"	P/COPY	19.00	19.00	19.00	19.00	19.00	19.00
DAILY "JANG"	P/COPY	12.00	12.00	12.00	12.00	12.00	12.00
DAILY "NAWA-E-WAQT"	P/COPY	12.00	12.00	12.00	12.00	12.00	12.00
WEEKLY "AKHBAR-E-JAHAN"	P/COPY	55.00	55.00	55.00	55.00	55.00	55.00
WEEKLY "MAG"	P/COPY	45.00	45.00	45.00	45.00	45.00	45.00
MONTHLY "NAUNEHAL DIGEST"	P/COPY	35.00	35.00	35.00	35.00	35.00	35.00
PAPER FOOLSCAPE (27"x17")	QUIRE	27.50	25.00	25.00	35.00	50.00	35.00
EXERCISE.BOOK LINED 80/100 PGS	EACH	37.50	40.00	40.00	50.60	50.00	27.50
PENCILGOLDFISH/DEER	EACH	5.00	5.00	5.00	7.00	5.00	5.00
PEN INK DOLLOR 57 ML BOTTLE	EACH	20.00	20.00	20.00	20.00	20.00	20.00

Contd.

7.11 Intercity Consumer Prices September, 2015

Description	Unit	Quetta	Turbat	Gawadar	Loralai	Khuzdar	D.M. Jamali
PHOTOSTATE PAPER 70 GM	PRT	355.00	530.00	550.00	400.00	410.00	350.00
BALL PEN (local)	EACH	5.00	8.00	7.00	5.00	5.00	5.00
FOUNTAIN PEN HEROWINGS/CHINA	EACH	35.00	40.00	40.00	50.00	40.00	37.50
PRIVATE SCHOOL FEE ENGLISH MEDIUM AVERAGE STANDARD (CLASS I)	P/MONTH	750.00	725.00	800.00	600.00	350.00	475.00
PRIVATE SCHOOL FEE ENGLISH MEDIUM AVERAGE STANDARD (CLASS V)	P/MONTH	1150.00	900.00	900.00	750.00	560.00	550.00
PRIVATE SCHOOL FEE ENGLISH MEDIUM AVERAGE STANDARD (CLASS VI)	P/MONTH	1200.00	1100.00	1100.00	1000.00	675.00	700.00
PRIVATE SCHOOL FEE ENGLISH MEDIUM AVERAGE STANDARD (CLASS X)	P/MONTH	1400.00	1200.00	1300.00	1200.00	635.00	950.00
PRIVATE MEDICLE COLLEGE FEE MBBS (1ST YEAR)	P/MONTH	0.00	0.00	0.00	0.00	0.00	0.00
PRIVATE ENGINEERING COLLEGE FEE (1STR YEAR)	P/MONTH	5700.00	0.00	0.00	0.00	0.00	0.00
GOVT. COLLEGE FEE 1ST. YEAR	MONTH	60.00	7.50	7.50	7.50	7.50	7.00
GOVT. COLLEGE FEE 4TH. YEAR	MONTH	80.00	9.00	9.00	9.00	9.00	9.00
GOVT. UNIVERSITY FEE MSC.	MONTH	350.00	350.00	350.00	350.00	350.00	350.00
GOVT. MED. COLLEGE FEE MBBS	MONTH	950.00	0.00	950.00	0.00	0.00	950.00
GOVT. ENGG. COLL. FEE 1 YEAR	MONTH	850.00	0.00	3850.00	0.00	850.00	850.00
COACHING FEE FOR CLASS IX/X	P/MONTH	500.00	1200.00	1000.00	600.00	600.00	1000.00
COACHING CHARGES FOR CLASS 1ST YEAR/INTER (SCIENCE)	P/MONTH	1000.00	0.00	1000.00	0.00	0.00	1500.00
COACHING CHARGES FOR CLASS 1ST YEAR/INTER (COMMERCE)	P/MONTH	1000.00	0.00	1000.00	0.00	0.00	1500.00
I.T. TUITION FEES	P/MONTH	1800.00	0.00	920.00	0.00	0.00	0.00
MBA TUITION FEES	P/MONTH	0.00	0.00	0.00	0.00	0.00	0.00
BREAD TANDOORI ST. SIZE	EACH	10.00	10.00	10.00	10.00	15.00	10.00
COOKED MUTTON (AV. HOTEL)	PLATE	150.00	125.00	160.00	200.00	200.00	115.00
COOKED BEEF (AV. HOTEL)	PLATE	80.00	90.00	130.00	120.00	160.00	80.00
COOKED DAL (AV. HOTEL)	PLATE	60.00	70.00	85.00	50.00	60.00	40.00
CHICKEN BIRYANI FULL/DOUBLE	PLATE	150.00	150.00	145.00	100.00	80.00	90.00
TEA PREPARED (ORDINARY)	CUP	21.00	10.00	10.00	20.00	20.00	20.00
HAIRCUT CHARGES FOR MEN	P/CUT	100.00	100.00	100.00	60.00	70.00	55.00
BEAUTY PORL HAIR STYL. CHARGE	P/STY.	350.00	300.00	350.00	250.00	250.00	150.00
SHAVING CHARGES	PER SHV	60.00	40.00	45.00	40.00	30.00	25.00
LIPSTICK S.MISS/MEDORA	EACH	120.00	90.00	100.00	90.00	100.00	105.00
NAIL POLISH S.MISS/MEDORA	EACH	95.00	80.00	80.00	80.00	80.00	80.00
PERFUME MED.SIZE MEDORA/BROACH	EACH	100.00	100.00	100.00	100.00	180.00	180.00
HAIR-OIL AMLA/CHAMBELI	BOTTLE	100.00	90.00	80.00	100.00	100.00	120.00
TOILET SOAP LUX 95 GRAMS	EACH	34.70	34.70	34.70	34.70	34.70	34.70
TOILET SOAP LIFEBOUY 140 GRM	EACH	36.00	36.00	36.00	36.00	36.00	36.00
TOILET SOAP SAFEGUARD BATH SIZE	EACH	50.00	46.00	46.00	48.00	46.00	48.00
TOOTHPASTE MACKLINES 70 GRM	EACH	50.00	50.00	50.00	50.00	50.00	50.00
TOOTHPAST MED SIZE CLGATE 70 GMS	EACH	56.00	56.00	56.00	56.00	56.00	56.00
TOOTHBRUSH SHEILD A/PLAUQUE	EACH	50.00	50.00	50.00	40.00	50.00	47.50
TOOTHPOWDER DENTONIC 90 GRM	EACH	25.00	25.00	25.00	25.00	25.00	25.00
HAIR-COLOUR BEGIN (6 GMS)	EACH	95.00	90.00	90.00	95.00	90.00	100.00
HAIR COLOUR (KALAKOLA)	BOTTLE	120.00	120.00	120.00	120.00	120.00	130.00
FACECREAM PONDS (MEDIUM)	EACH	120.00	100.00	100.00	120.00	160.00	110.00
TALC POWDER VICE ROAY,B.CAT	EACH	135.00	130.00	120.00	120.00	160.00	130.00
BLADE TREET ORDINARY 10'S	PKT.	30.00	30.00	30.00	40.00	50.00	30.00
BLADE 7-O-CLOCK STAIN. 5'S	PKT.	35.00	35.00	35.00	35.00	60.00	30.00
SHAMPOO SUNSILK/PAINTIN 100 ML	BOTTLE	110.00	115.00	110.00	100.00	100.00	110.00
BEAUTY CREAM (FAIR & LOVELY)	EACH	155.00	85.00	115.00	100.00	100.00	155.00
HAIR REMOVING CREAM (EU-CREAM)	TUBE	65.00	55.00	55.00	65.00	55.00	65.00
GEL MEDIUM SIZE	BOTTLE	80.00	60.00	60.00	120.00	180.00	120.00
DISPOSABLE RAZOR GILLET-II	EACH	45.00	45.00	47.50	45.00	50.00	40.00
SHAVING CREAM TOUCH-ME/ADM.	EACH	60.00	50.00	60.00	60.00	70.00	60.00
GOLD TEZABI 24 CT	10 GM.	38400.00	45500.00	46000.00	48000.00	37500.00	39860.00
SILVER TEZABI 24 CT	10 GM.	650.00	1000.00	1100.00	0.00	660.00	580.00
ARTIFICIAL JEWELLARY SET	SET	480.00	500.00	525.00	400.00	400.00	500.00
WRIST WATCH GENTS CITIZEN (ORIGINAL) ***	EACH	2550.00	2550.00	2500.00	2550.00	2500.00	2500.00
WRIST WATCH LADIES CITIZEN (ORIGINAL) ***	EACH	2550.00	2500.00	2500.00	2500.00	2500.00	2500.00
WALL CLOCK QUARTZ AV.QLTY	EACH	475.00	450.00	325.00	500.00	500.00	475.00
SUITCASE REXIN (24"x16"x6")	EACH	1500.00	1000.00	950.00	1000.00	2000.00	900.00
TRUNK MEDIUM SIZE ***	EACH	675.00	650.00	700.00	650.00	2000.00	1200.00
PURSE LADIES (LEATHER) AVERAGE QUALITY	EACH	400.00	325.00	300.00	330.00	350.00	325.00

7.11 Inter-city Consumer Prices September, 2015

Description	Unit	Value in Rupees	
		Average	% Change
FOOD & NON-ALCOHOLIC BEVERAGES			
WHEAT	10 KG.	328.38	-0.08
WHEAT FLOUR FINE/SUPERIOR.	KG.	43.21	-0.09
WHEAT FLOUR AVG. QLTY	KG.	38.15	0.08
WHEAT FLOUR BAG	10 KG.	379.09	0.32
MAIDA	KG.	52.32	-0.34
SUJI	KG.	53.63	0.06
BESAN AV. QLTY.	KG.	112.96	1.35
RICE BASMATI SUP. QLTY.	KG.	121.7	-1.66
RICE BASMATI 385/386	KG.	84.82	-0.09
RICE BASMATI BROKEN AV.QLTY	KG.	63.56	-3.26
RICE IRRI-6 (SINDH/PUNJAB)	KG.	45.78	-1.63
VERMICELLI	KG.	80.52	0.12
BREAD PLAIN MEDIUM SIZE	EACH	39.93	0.00
RUSK (PAPAY)	KG.	187.67	0.13
BISCUITS-PACKED	PKT	35.09	0.00
BISCUIT-BAKERY (LOOSE)	250 GM	75.81	0.21
CORNFLAKS FAUJI 225 GM.	PKT	175.14	0.00
SAMOSA (VEGATABLE)	EACH	12.46	0.08
PASTRY AV.QLTY.	EACH	25.71	0.51
PATTIES (VEGATABLES)	EACH	21.27	0.47
NIMCO	250 GM	66.24	0.00
CHIPS	250 GM	76.94	0.33
BEEF WITH BONE AV.QLTY.	KG	299.68	0.83
MUTTON AV.QLTY.	KG	590.99	1.24
CHICKEN FARM BROILER (LIVE)	KG	133.63	-17.00
FISH-RAHU MEDIUM SIZE	KG	279.1	0.68
MILK FRESH (UNBOILED)	LTR.	76.73	0.45
CURD	KG.	90.12	0.59
MILK TETRA PACK 1/2 LTR.	PKT.	59.43	0.00
LACTOGEN 400 GRAMS	PKT.	429.31	0.06
POWDER MILK NIDO 400GM.	PKT	355.06	0.07
MILK POWDER LOOSE/PACKED	KG.	490.93	-0.76
BUTTER LOCAL PACKED	50 GM.	29.01	0.07
EGGS FARM	DOZ	93.42	-3.44
MUSTARD OIL AV.QLTY.	KG.	180.24	0.01
COOKING OIL (DALDA)	2.5LTR	463.33	-1.69
COOKING OIL (PAKWAN) OTHER BRAND SPECIFY	2.5 LTR	424.82	-3.60
VEGETABLE GHEE TIN	2.5KG.	455.83	-1.18
VEGETABLE GHEE (LOOSE)	KG.	141.85	-1.92
DATES AV.QLTY.	KG.	170.17	-1.34
PISTACHIO AV.QLTY.	50 GM.	103.48	0.54
ALMONDS WHOLE AV.QLTY.	KG.	606.58	0.12
COCONUT DRY AV.QLTY.	KG.	277.45	0.15
RAISINS AV.QLTY.	50 GM.	22.2	-1.16
GROUNDNUTS (WITH SHELL)	KG.	178.68	-0.03
MALTA/MOSAMBI	DOZ	0	0.00
KINNU	DOZ	0	0.00
APPLE	KG	100.98	-3.96
ALOO BUKHARA	KG	0	-100.00
POMEGRANATE (ANNAR)	KG	171.94	-5.80
GRAPES	KG	158.78	-4.07
BANANAS	DOZ	68.47	-12.36
MANGO KALMI	KG	144.44	26.47

Contd.

7.11 Inter-city Consumer Prices September, 2015

Description	Unit	Value in Rupees	
		Average	% Change
GUAVA	KG	68.36	-6.69
WATERMELON (TURBOOZ)	KG	0	0.00
MUSKMELON (KHARBOOZA)	KG	0	0.00
SWEETMELON (GARMA)	KG	63.22	4.44
PULSE MASOOR (WHOLE)	KG.	129.29	1.34
PULSE MASOOR (WASHED)	KG.	139.43	0.66
PULSE MOONG (WASHED)	KG.	154.94	-0.87
PULSE MASH (WASHED)	KG.	186.42	4.22
PULSE GRAM	KG.	111.72	1.47
GRAM WHOLE BLACK AV.QLTY.	KG.	103.57	2.01
GRAM WHOLE YELLOW AV.QLTY	KG.	117.54	0.17
BEANS (LAL LOBIN)	KG.	138.99	-0.98
POTATOES	KG	27.62	3.56
ONION	KG	50.2	25.19
TURNIP	KG	0	0.00
RADISH	KG	40.93	0.00
TOMATOES	KG	52.62	-11.65
CABBAGE	KG	0	0.00
CAULIFLOWER	KG	0	0.00
BRINJAL	KG	34.18	-21.04
PUMPKIN	KG	0	-100.00
BOTTLEGOURD	KG	41.54	-9.36
LADY FINGER	KG	60.66	-11.32
PEAS	KG	0	0.00
SPINACH	KG	31.08	0.00
TINDA	KG	67.32	0.66
TURAI	KG	51.31	-5.12
KARAILA	KG	71.19	4.11
ARVI	KG	63.84	-8.01
CHILLIES GREEN	KG	80.24	19.16
CARROT	KG	0	0.00
COCUMBER (KHEERA)	KG	81.9	22.04
LEMON	250GM	41.55	2.59
SUGAR REFINED	KG.	64.4	-1.54
GUR AV.QLTY	KG.	91.67	1.62
HONEY LANGANESE 500 GM.	BOTTLE	784.87	0.01
MILO 200 GM.	BOTTLE	204.51	0.00
CUSTARD POWDER RAFHAN 300 GM.	PKT	75.25	0.00
TOFFEE (HILAL)	EACH	1.39	0.00
CHOWKELATE CANDY (SMALL SIZE)	EACH	5	0.00
SWEETMEAT (MIXED)	KG	310.16	0.34
ICE CREAM WALLS	CUP.	40	0.00
ICE	KG	11.85	0.00
JAM AHMED/MITCHELLES	BOTTLE	134.1	0.00
SQUASH-MITCHELLES	BOTTLE	152.58	0.13
ROOH AFZA	BOTTLE	151.81	0.00
JAM-E-SHIREEN	BOTTLE	156.88	0.00
SAUNF	50 GM	18.08	1.40
CINAMON LOOSE AV. QLTY	50 GM.	25.39	-1.47
CUMINSEED WHITE NATIONAL	50 GM.	52.08	0.00
PEPPER BLACK NATIONAL	50 GM.	94.68	0.26
CLOVES LOOSE AV.QLTY	50 GM.	93.63	0.76
CARDAMOM LARGE LOOSE AV.QLTY	50 GM.	147.16	-0.82
CARDAMOM SMALL AV.QLTY	50 GM.	103.19	-1.43
SALT-POWDERED (LAHORI) LOOSE	KG.	10.15	0.50

Contd.

7.11 Inter-city Consumer Prices September, 2015

Description	Unit	Value in Rupees	
		Average	% Change
SALT POWDERED (NATIONAL/SHAN)	PKT	24.38	0.00
CHILLIES POWD.NATIONAL 200GM	PKT	105	0.00
CHILLIES POWDER LOOS	KG.	275.61	1.50
CORRIANDER SEED POWD.NATIONAL	PKT	91.23	0.00
CORRIANDER SEED (LOOSE)	KG.	259.85	-0.24
TURMERIC POWD.NATIONAL 50GM	PKT.	35.2	0.00
CURRY POWD. NATIONAL 200 GM	PKT.	86.68	0.03
TOMATO KETCHUP AHMED/MITCHL	BOTTLE	92.88	0.54
PICKLES AHMED/MITCHELLES	BOTTLE	106.88	0.47
VINEGAR SYNTHETIC (SIRKA)	BOTTLE	74.99	0.16
GARLIC	KG	157.66	8.84
GINGER	KG	203.4	0.40
TAPAL DANEDAR TEA 200GM PACKET	PKT	157.74	5.77
TEA LIPTON YELLOW LABEL 200GM.	PKT.	171.52	3.89
TEA LOOSE KENYA AV.QLTY 250GM.	PKT.	150.58	2.88
COFFEE-NESCAFE 75 GM. **	BOTTLE	329.17	0.53
COLD DRINK (STANDARD SIZ)	BOTTLE	24.74	1.85
FRUIT JUICE TETRA PACK	PKT.	18.28	0.00
MINERAL WATER NESTLE 1.5 LTR	BOTTLE	47.99	0.00
ALCOHOLIC BEVERAGES & TOBACCO			
CIGARETTES K-2 10'S **	PKT	52.9	0.00
CIGARETTES CAPSTAN 10'S **	PKT	58.94	0.00
CIGARETTES GOLD LEAF 20'S	PKT	114.24	0.00
CIGARETTES MORVEN GOLD 20'S	PKT	58.85	0.00
BETEL LEAVES	50GM.	68.09	2.61
BETEL NUTS	KG.	326.88	1.06
CLOTHING & FOOTWEAR			
LONG CLOTH 57" GUL AHMED/AL-KARAM	METER	216.24	0.14
SHIRTING AV.QLTY.	METER	171.12	0.44
PANT CLOTH W & WEAR AV.QLTY	METER	383.9	0.16
LAWN PRINTED GUL AHMED/AL-KARAM	METER	276.06	0.82
GEORGETTE AV.QLTY	METER	135.14	0.00
LINEN AV.QLTY ***	METER	150.27	0.33
HEAVY WT SUITING LAWERNCPUR SUP QLTY	METER	1276.32	0.05
HEAVY WT SUITING LAWERNCPUR AV QLTY	METER	1740	0.00
TROPICAL SUITING LAW.PUR	METER	1094.5	0.00
PANT BOY 24"/26" LENGTH.	EACH	499.03	0.26
SHIRT BOY 24"/26" LENGTH	EACH	390.42	0.00
SCHOOL UNI. PANT,SHIRT BOYS	SUIT	669.62	0.00
SCHOOL UNI. KAMEEZ,SHAL.BOYS	SUIT	626.28	0.00
SCHOOL UNI. KAMEEZ,SHAL.GIRL	SUIT	655.82	0.00
FROCK W/WEAR GIRLS	EACH	994.47	0.22
AWAMI-SUIT W & W(BOY) 24"/26	SUIT	973.83	0.00
AWAMI-SUIT W&W (GENTS)AV.QLTY	SUIT	1310.4	0.00
PULLOVER GENTS OXFORD/BON.	EACH	2741.9	0.00
PULLOVER LADIES OXFORD/BON.	EACH	2603.46	0.00
PULLOVER (GENTS) OTHERS A.QTY	EACH	929.66	0.00
SECOND-HAND COAT FOR MEN	EACH	426.49	0.00
SECONDHAND SWEETER FOR MEN DUP QLTY	EACH	298.21	0.00
SECONDHAND WINTER JACKET	EACH	414.99	0.00
UNDERWEAR AV.QLTY MEDIUM SIZE	EACH	129	0.39

Contd.

7.11 Inter-city Consumer Prices September, 2015

Description	Unit	Value in Rupees	
		Average	% Change
VEST FOR MEN AV.QLTY.	EACH	132.59	0.19
VEST/SHAMEEZ (WOMEN) AVG. QLTY	EACH	155.58	0.00
SOCKS NYLON (PAKISTANI)	PAIR	85.99	0.15
BRASSIER AV.QLTY.	EACH	150.53	0.08
BRASSIER SUP QLTY	EACH	347.87	0.16
DOPATTA GEORGETTE AV.QLTY.	EACH	287.72	0.06
DOPATTA COTTON AV GLTY	EACH	228.07	0.35
CHADDAR (W/WEAR) (2x2.5 MTR)	EACH	441.87	0.20
LUNGI/DHOTI(COTTON) AVG. QLTY	EACH	303.72	0.04
HANDKERCHIEF AVG. QLTY PAK	EACH	39.83	0.00
HANDKERCHIEF SUP. QLTY PAK	EACH	62.65	0.06
GLOVES AV QLTY	PAIR	98.2	0.00
AZARBAND COTTON AVG. QLTY	EACH	17.73	0.34
SEWING THREAD/REEL(ASLI PARI)	EACH	6.75	0.00
WASHING CHARGES PAINT & SHIRT	SUIT	94.62	0.90
DRY CLEANING SUIT COAT PANT	SUIT	312.08	0.60
WASHING CH. (KAMIZ-SHALWAR)	PAIR	67.65	1.33
TAILORING SHIRT	EACH	346.21	0.12
TAILORING CHARGES PANT (MEN)	EACH	587.68	0.00
TAILORING COAT-PANT SUIT	SUIT	3661.72	0.07
TAILORING AWAMI-SUIT (MALE)	SUIT	535.4	0.17
TAILORING SUIT FEMALE	SUIT	456.39	0.00
GENTS SHOES PAUL BATA	PAIR	1199	0.00
GENTS SANDAL BATA	PAIR	699	0.00
GENTS SPOUNG CHAPPAL BATA	PAIR	179	0.00
LADIES SANDAL BATA	PAIR	499	0.00
LADIES SPOUNG CHAPPAL BATA	PAIR	179	0.00
CHILD SHOE POWER LITE BATA	PAIR	599	0.00
GENTS SHOE, ART 1109 SERVICE	PAIR	999	0.00
NYLON JOGGER 27 SIZE 2-5 ***	PAIR	1299	0.00
CHINA FOOT WEAR AV. QLTY (MALE) *	PAIR	674.89	0.05
CHINA FOOT WEAR AV. QLTY (FEMALE) *	PAIR	524.08	0.12
CHINA FOOT WEAR AV. QLTY (CHILDREN) *	PAIR	434.85	0.14
SHOE REPAIR HALF SOLE	PAIR	100.99	0.13
SHOES POLISH CHARGES AVERAGE SHOP	PAIR	18.59	0.00
HOUSING, WATER, ELECT,GAS & OTH FUEL			
HOUSE RENT (combined)	MONTH	6441.68	0.00
rent 2	pm	6441.68	0.00
RENT3	PM	6441.68	0.00
RENT4	PM	6441.68	0.00
RENT5	PM	6441.68	0.00
RENT6	PM	6441.68	0.00
SYNTHETIC ENEMAL ROBIALAC BALTI 3.64 LTR.	EACH	1869.43	0.33
SYNTHETIC ENEMAL ICI BALTI 3.64 LTR.	EACH	1944	0.31
CEMENT (LOCAL) SPECIFY BRAND NAME	BAG	514.02	0.01
BRICKS (NEW) IST CLASS	P/1000	6501.8	0.38
CEMENT BLOCKS (6"x8"x12")	P/100	2422.31	0.41
BAJREE	100CFT	3891.75	-0.29
SAND (BLACK PIT SAND)	K100CFT	2254.03	0.74
TIMBER SHESHAM LOG IST QUALITY	cubmt.	53206.67	0.78
IRON BAR (M.S. BAR) 1/2"	P/TON	69763.94	-3.65
CARPANTER WAGE RATE	P/DAY	819.49	0.83

Contd.

7.11 Inter-city Consumer Prices September, 2015

		Value in Rupees		
Description	Unit	Average	% Change	
MASON (RAJ) WAGE RATE	P/DAY	889.71	0.57	
UNSKILLED LABOUR WAGE RATE	P/DAY	490.35	1.03	
PLUMBER WAGE RSTE	P/DAY	825.36	1.58	
ELECTICIAN WAGE RATE PER DAY **	P/DAY	755.7	2.25	
ELECTICIAN WAGE RATE PER POINT **	P/PNT	118.04	0.00	
WATER CHARGES PER HOUSE	P/MONTH	115.26	0.00	
ELECT.CHARGES UPTO 50 UNITS	P/UNIT	2	0.00	
ELECT.CHARGES 01 - 100 UNIT	P/UNIT	6.18	0.00	
ELECT.CHARGES 101 - 300 UNIT	P/UNIT	9.54	0.00	
ELECT.CHARGES 301 - 1000 UNIT	P/UNIT	16.39	0.00	
ELECT.CHARGES ABOVE 1000 UNIT	P/UNIT	18.39	0.00	
ELEC	PM	10.5	0.00	
GAS CHRg upto 3.3719 MMBUT	MMBTU	128.7	3.64	
GAS CHRg 3.3719 - 6.7438 MMBUT	MMBTU	257.4	3.64	
GAS CHRg 6.7438 - 10.1157 MMBUT	MMBTU	257.4	3.64	
GAS CHRg10.1157 - 13.4876 MMBUT	MMBTU	702	13.06	
GAS	PM	702	13.06	
GAS	PM	409.5	9.92	
KEROSENE OIL	LTR	89.23	-3.91	
FIREWOOD WHOLE	40 KG.	514	0.00	
FURNISHING HOUSE HOLD EQUIPMENTS				
CHAIR SHESHAM WOOD WITH ARMS **	EACH	1970.75	0.58	
CHAIR PLASTIC (CHAIRMAN) AVERAGE QUALITY	EACH	775.85	0.89	
TABLE SHESHAM WOOD (4X2X5") ***	EACH	5530.63	0.29	
SOFASET WOODEN WITH FOAM SEAT **	SET	16996.35	0.21	
COT IRON (WITH NIWAR)AV.QLTY.	EACH	2199.6	0.40	
ALMIRAH (STEEL) 6'X3' 20 GUAGE	EACH	9637.11	0.05	
DINNING TABLE 6 CHAIRS A.QLTY	SET	19850.62	0.00	
SINGLE BED WITHOUT FOAM MED.	EACH	5926.64	0.04	
MATRESS SINGLE(4"THICK)	EACH	4886.67	0.03	
FARSHI DARI 12'X9' AV.QLTY	EACH	1277.75	0.11	
DARI COTTON (6'x2 1/2') AV.QL	EACH	588.68	0.37	
CARPET PLAIN AV. QLTY	SQFT.	39.86	0.00	
QUILT (LIHAF) 3 KG. COTTON	EACH	893.48	0.00	
BLANKET (90" x 54")	EACH	3341.27	0.06	
BEDSHEET SINGLE BED SUP.QLTY	EACH	611.97	0.35	
BED SHEET DOUBLE WITH TWO PILLOW COVERS SUP QLTY	SET	1189.72	0.62	
TOWEL(3'x2') AV. QALTY	EACH	249.97	0.42	
CEILING FAN 48" SUPER QLTY **	EACH	3048.79	0.00	
PEDESTAL FAN 22" SUPER QLTY	EACH	4108.25	0.00	
REFG. DAWLENCE 10 CFT. D.DOOR	EACH	31240	0.00	
D-FREEZER WAVES 8 CFT.	EACH	29740.83	0.00	
AIRCONDITIONER 1.5 TON PEL	EACH	42371.25	0.00	
SPLIT AIR CONDITIONER 1.5 TON (SPECIFY BRAND NAME)	EACH	45123.88	0.00	
AIRCOOLER SUPER ASIA	EACH	11639.79	-0.21	
WASHING MACHINE SINGER	EACH	15402	0.08	
SEWING MACHINE(SINGER)	EACH	5964.89	0.23	
GIZER LARGE SIZE 30 GALLON CAPACITY SUP QLTY	EACH	18088.75	0.00	
GAS BURNER DOUBLE SPFY.BRAND	EACH	1732.06	0.51	
ELECT. IRON PHILIPS MDL.1120	EACH	1749.08	0.47	
ELECTRIC JUICER FOR APPLE	EACH	5252.08	0.00	
S.STEEL DEGHCHI MEDIUM SIZE ***	EACH	623.62	1.70	

Contd.

7.11 Inter-city Consumer Prices September, 2015

Description	Unit	Value in Rupees	
		Average	% Change
ALUMINIUM COOKING PAN (DEGCHI) MED SIZE	EACH	595.57	0.56
NON STICK COOKING PAN (DEGCHI) SUP. QLTY	EACH	868.43	0.07
FRYING PAN STEEL AVG. QLTY MED. SIZE	EACH	386.34	0.22
TAWA IORN (MEDIUM SIZE) AVG. QLTY	EACH	312.5	0.07
S.STEEL PLATE A.QLTY.(M.SIZE)	EACH	75.58	0.00
TABLE SPOON S.STEEL SUP.QLTY.	DOZEN	376.12	0.09
WATER SET JUG+6 GLASSES (OMROC)	SET	507.48	0.50
TEA SET PAK. CHINAWARE 21 PCS.	SET	1783.71	0.33
DINNER SET PLASTIC 72 PIECES SUPERIOR QLTY	SET	5198.49	0.14
HOTPOT SET PLASTIC 3 PCS.	SET	1308.54	0.05
BUCKET(BALTI) PLASTIC MED.SIZ	EACH	334.44	0.00
LOTA PLASTIC (MED SIZE) AVERAGE QUALITY	EACH	54.38	0.00
PRESURE COOKER 4 LTR.	EACH	1390.18	0.13
WATER COOLER 9/10 LTR.PLASTIC ***	EACH	593.45	0.23
THERMOS STARVAC 1 LTR	EACH	480.13	0.62
BULB PHILIPS 100-WATTS	EACH	31.01	0.39
TUBE LIGHT PHILIPS 40 WATTS	EACH	104.36	0.25
ELECTRIC BLUBS "0" WATTE LOCAL	EACH	22.18	0.86
ELECTRIC BLUB ENERGY SAVER 14 WATTS	EACH	159.31	0.04
WASHING SOAP 250 GMS SPECIFY BRAND NAME	EACH	32.73	0.00
SURF EXCEL 400 GMS POLY BAG	EACH	119.33	-0.62
WASHING POWDER 1000 GRM	EACH	183.56	0.00
WASHING POWDER (WHEEL/ BONUS) 100 GRAMS	EACH	95.39	0.00
CLEANSER POWDER VIM 1000 GM	PKT.	73	0.00
FINIS 500 ML	BOTTLE	187.88	0.00
PHNYLE TYPHONE/FINIS/CARRANITE 3 LITRES	BOTTLE	143.95	0.00
HARPIC	BOTTLE	140.44	0.27
BOOT POLISH CHERRY/KIWI 50ML	EACH	102.72	0.00
ROBIN BLUE (35 GRAMS)	PKT.	41.72	0.00
TISSU PAPER PERFUMED 100 PCS.	PKT	105	0.24
TOILET PAPER ROLL (R.PETEL)	P/ROLL	37.58	0.05
BOOT POLISH LIQUID CHEERY BLOSSOM KIWI 75 ML	BOTTLE	137.75	0.00
MATCH BOX SMALL	EACH	2.18	0.93
DRY CELL 1.5 VOLT(LOCAL)	EACH	22.6	0.00
HAND STITCHING NEEDLE M.SIZE	PACKET	7.7	0.00
SEWING MACHINE NEEDLE (SINGER)	EACH	6.09	0.00
HOUSEHOLD SERVANT FEMALE P/T	P/MNTH	1863.94	0.79
MARRIAGE HALL WITH FURNITURE	P/HEAD	109.92	0.09
HEALTH			
SEPTRAN TABLETS	10TAB.	15.54	0.00
BRUFEN TABS 200-MG.	10TAB.	10	0.00
PANADOL TAB. EXTRA/PLAIN	10TAB.	10	0.00
DISPRIN TAB.	10TAB.	10	0.00
TRISIL TAB.	10 TAB	10	0.00
FLAGYL TAB. 200 MG.	10TAB.	10	0.00
VENTOLIN TAB. 2MG.	10TAB.	9	0.00
DAONIL TAB. 5 MG.	10TAB.	17	0.00
ENTOX TAB.	10TAB.	10	0.00
RENITEC TAB. 5 MG.	10TAB.	59	0.00
CAC. 1000 TAB	BOTTLE	122	0.00
AMOXIL CAPSOLE 250 MG.S	10CAP.	36	0.00
CALCIUM SYRUP SANDOZ	BOTTLE	64	0.00

Contd.

7.11 Inter-city Consumer Prices September, 2015

Description	Unit	Value in Rupees	
		Average	% Change
LEDERPLEX SYRUP	BOTTLE	35	0.00
SANCOS SYRUP (50 ML.)	BOTTLE	30	0.00
PHENERGAN SYRUP 120 ML.	BOTTLE	33	0.00
CALPOL SYRUP 60 ML.	BOTTLE	28	0.00
HYDRYLLIN SYRUP 120 ML.	BOTTLE	65	0.00
POLYFAX EYE OINTMENT	TUBE	21.01	0.00
BETNESOL EYE DROPS	BOTTLE	33.89	0.00
EAR DROPS (CARDISPORINE) ***	BOTTLE	21	0.00
BETNOVATE-N OINTMENT 5 GMS	TUBE	16	0.00
BURNOL CREAM 30 GRM	TUBE	16	0.00
VICKS VAPORUB/BALM	BOTTLE	36.03	0.00
GLYCRINE SMALL BOTTLE	BOTTLE	23.48	0.00
JOUHAR JOSHANDA	PKT.	7.5	0.67
GALXOS-D (450 GRMS)	PKT.	159.05	0.00
GRIPE-WATER WOODWARDS	BOTTLE	53.88	0.24
SANIPLAST ONE PUTTY	EACH	1.88	0.00
O.R.S. (NIMCOL)	PKT.	15.83	0.00
DETTOL (MEDIUM)	BOTTLE	46.8	0.00
COTTON BANDAGE 2" - 4"	EACH	9.4	0.00
THERMOMETER CHINA	EACH	42.34	0.00
DOCTOR (MBBS) CLINIC FEE	P/PAT.	175.58	0.65
URINE TEST (DR) CHARGES	P/TEST	102.16	0.00
BLOOD TEST (CP) CHARGES	P/TEST	242.13	0.00
SUGAR TEST (RANDOM/FASTING BOTH) CHARGES	P/TEST	170.78	0.00
ECG CHARGES	P/TEST	229.36	0.00
X-RAY (CHEST) CHARGES	P/X-RAY	287.9	0.36
TRANSPORT			
CAR SUZUKI 800 CC (W/O. A/C)	EACH	645371.43	0.00
CAR SUZUKI 1000 CC	EACH	1065288.89	0.00
CAR TOYOTA 1300 CC	EACH	1631960	0.00
CAR HONDA CIVIC	EACH	2098315.79	0.00
MOTORCYCLE HONDA CD-70.	EACH	64198.53	-3.66
MOTORCYCLE YAMAHA 100CC.	EACH	80060.29	0.00
MOTOR CYCLE HERO 70 CC	EACH	45448.53	0.00
BICYCLE WITH TYRES & TUBES	EACH	7490.28	0.14
TYRE CAR WITH TUBE GENERAL	EACH	3396.88	0.00
TYRE MOTOR CYCLE WITHOUT TUBE	EACH	1190.88	0.00
TYRE CYCLE SPECIFY BRAND NAME	EACH	369.07	0.00
TYRE CAR W/O TUBE	EACH	3183.93	0.00
PETROL SUPER	LITRE	73.76	-3.91
HIGH SPEED DIESEL HSD	LITRE	82.04	-3.54
CNG	K.G.	70.15	-3.96
GAS CYLINDER STAND. SIZE	EACH	1054.88	0.27
MOTOR CYCLE SERVICE CHARGES	EACH	263.26	0.39
CAR SERVICE CHARGES	EACH	341.05	0.50
TYRE PUNCTURE CHARGES	EACH	62.9	0.21
CYCLE OVERHAULING CHARGES	EACH	290.1	0.11
CAR TAX FOR 800CC TO 1300CC	YEARLY	1840.8	0.00
TRAIN FARE ECO. 1-100 KM.	P/KM.	0.68	0.00
TRAIN FARE ECO. 101-500 KM.	P/KM.	0.98	0.00
TRAIN FARE ECO. > 500 KM.	P/KM.	0.89	0.00
TRAIN FARE IST SLP. 1-100KM	P/KM.	2.1	0.00
TRAIN FARE IST SLP.101-500 KM	P/KM.	2.59	0.00

Contd.

7.11 Inter-city Consumer Prices September, 2015

Description	Unit	Value in Rupees	
		Average	% Change
TRAIN FARE IST SLP. > 500 KM	P/KM.	1.99	0.00
TRAIN FARE A/C SLP. 1-100KM.	P/KM	5.76	0.00
TRAIN FARE A/C SLP.101-500KM.	P/KM.	4.59	0.00
TRAIN FARE A/C SLP > 500KM.	P/KM	4.16	0.00
PLATFORM TICKET	EACH	10	0.00
AUTO RICKSHAW FARES	KM/MIN	56.41	0.00
FULL TONGA CHARGES	KM/MIN	61.68	0.00
TAXI 4 SEATER FARE	KM/MIN	79.23	0.00
BUS FARE MIN (WITHIN CITY)	TICKET	11.47	0.00
BUS FARE MAX (WITHIN CIT	TICKET	19.89	0.00
BUS FARE OUTSIDE CITY	P/KM.	0.9	0.00
A/C BUS FARE OUTSIDE CITY	P/KM.	1.38	0.00
MINIBUS FARE MIN.WITH IN CITY	TICKET	13.55	0.00
MINIBUS FARE MAX.WITH IN CITY	TICKET	19.8	0.00
SUZUKI FARE MIN.WITH IN CITY	TICKET	10.74	0.00
SUZUKI FARE MAXIMUM W.IN CITY	TICKET	18.36	0.00
AIR FARE ECONOMY CLASS.	P/KM.	19.26	0.00
COMMUNICATION			
POSTAL ENVELOPE DOMESTIC	EACH	8	0.00
ENVELOPE FOR SAUDI ARABIA	EACH	49.63	0.00
POSTAL REGISTRATION CHARGES	EACH	28	0.00
U.M.S. REG CHARGES MIN.	EACH	58.45	0.00
T.C.S. CH. MIN.WITH IN ZONE	EACH	135.75	0.00
TELEPHONE CHARGES LOCAL CALL	P/CALL	3.94	0.00
TEL CHARGES OUT SIDE CITY	P/CALL	3.94	0.00
INTERNET CHARGES	P/HOUR	29.14	0.00
MOBILE CELL CHARGES	P/UNIT	3.07	0.00
FAX CHARGES (LOCAL)	P/PAGE	17.38	0.00
TELEPHONE SET AV. QLTY	EACH	772.57	0.98
MOBILE SET NOKIA/SONY/ERICSON/SAMSUNG WITHOUT CAMERA	EACH	2804.9	0.00
RECREATION AND CULTURE			
T.V. 20" COLORED WEGA H-A21.	EACH	19452.71	0.00
T.V 20" COLOR CHINA/KORIA)	EACH	11280.21	0.00
V.C.P. PANASONIC/LG/NAT	EACH	5436.31	0.00
DVD/VCD PLAYER PANASONIC/LG	EACH	4172.04	0.00
RADIO WITH C.PLAYER NATIONAL	EACH	2221.47	0.00
PERSONNEL COMPUTER (BRANDED)	EACH	43315.5	0.00
VID. CASSETTE BLK. TDK/SONY	EACH	144.9	0.00
COM. C.D. (TDK/IMATION)	EACH	53.77	0.00
TAPE RECORDER CASSETTE BLANK	EACH	46.65	0.00
VIDEO GAME SEGA 16 BYTE	EACH	1280.88	0.00
CINEMA A/C. HIGH CLASS	TICKET	93.81	0.00
CINEMA NON-A/C HIGH CLASS	TICKET	56.65	0.00
CABLE CHARGES	PER MONT	290.63	0.00
TV.LICENCE FEE DOMESTIC	YEARLY	420	0.00
ENGLISH BOOK CLASS V1	EACH	70.43	0.00
ENGLISH BOOK CLASS IX OR X	EACH	94.63	0.00
ENG. BOOK IST.YR COMPLETE SET	EACH	86.78	0.00
ENGLISH BOOK BA/B.SC	EACH	163.25	0.00
URDU BOOK CLASS V (T.B.BORD)	EACH	72.16	0.00

Contd.

7.11 Inter-city Consumer Prices September, 2015

Description	Unit	Value in Rupees	
		Average	% Change
URDU BOOK CLASS IX/X(T.B.B)	EACH	100.7	0.00
URDU BOOK IST.YEAR/INTER	EACH	60	0.00
URDU BOOK BA/B.SC	EACH	144.5	0.00
MATHS BOOK CALSS V (T.B.B)	EACH	76.95	0.00
MATHS BOOK CLASS IX OR X	EACH	210.05	0.00
MATHS BOOK IST.YEAR (T.B.B)	EACH	148.13	0.00
PAKISTAN STUDIES BOOK BA/B.SC	EACH	150.5	0.00
DAILY "DAWN"	P/COPY	19	0.00
DAILY "JANG"	P/COPY	12	0.00
DAILY "NAWA-E-WAQT"	P/COPY	12	0.00
WEEKLY "AKHBAR-E-JAHAN"	P/COPY	55	0.00
WEEKLY "MAG"	P/COPY	45	0.00
MONTHLY "NAUNEHAL DIGEST"	P/COPY	35	0.00
PAPER FOOLSCAPE (27"x17")	QUIRE	37.84	0.00
EXERCISE.BOOK LINED 80/100 PGS	EACH	45.83	1.08
PENCILGOLDFISH/DEER	EACH	6.2	0.49
PEN INK DOLLOR 57 ML BOTTLE	EACH	21.38	0.61
PHOTOSTATE PAPER 70 GM	PRT	352.77	0.53
BALL PEN (local)	EACH	6.4	3.56
FOUNTAIN PEN HERO/WINGS/CHINA	EACH	43.14	0.00
EDUCATION			
PRIVATE SCHOOL FEE ENGLISH MEDIUM AVERAGE STANDARD (CLASS I)	PER MONTH	1292.64	0.00
PRIVATE SCHOOL FEE ENGLISH MEDIUM AVERAGE STANDARD (CLASS V)	PER MONTH	1456.53	0.01
PRIVATE SCHOOL FEE ENGLISH MEDIUM AVERAGE STANDARD (CLASS VI)	PER MONTH	1593.02	-0.06
PRIVATE SCHOOL FEE ENGLISH MEDIUM AVERAGE STANDARD (CLASS X)	PER MONTH	1888.69	0.00
PRIVATE MEDICLLE COLLEGE FEE MBBS (IST YEAR)	PER MONTH	44426.99	0.00
PRIVATE ENGINEERING COLLEGE FEE (ISTR YEAR)	PER MONTH	11971.7	0.00
GOVT. COLLEGE FEE IST. YEAR	MONTH	44.99	0.00
GOVT. COLLEGE FEE 4TH. YEAR	MONTH	59.03	0.00
GOVT. UNIVERSITY FEE MSC.	MONTH	401.64	0.00
GOVT. MED. COLLEGE FEE MBBS	MONTH	1302.55	0.00
GOVT. ENGG. COLL. FEE I YEAR	MONTH	1082.49	0.00
COACHING FEE FOR CLASS IX/X	PER MONTH	1170.4	0.00
COACHING CHARGES FOR CLASS IST YEAR/INTER (SCIENCE)	PER MONTH	1684.36	0.00
COACHING CHARGES FOR CLASS IST YEAR/INTER (COMMERCE)	PER MONTH	1433.39	0.00
I.T. TUITION FEES	PER MONTH	2448.1	0.00
MBA TUITION FEES	PER MONTH	6285.11	0.00
RESTAURANTS AND HOTELS			
BREAD TANDOORI ST. SIZE	EACH	7.61	0.00
COOKED MUTTON (AV. HOTEL)	PLATE	140.92	0.51
COOKED BEEF (AV. HOTEL)	PLATE	86.38	0.83
COOKED DAL (AV. HOTEL)	PLATE	51.92	1.39
CHICKEN BIRYANI FULL/DOUBLE	PLATE	129.43	0.58
TEA PREPARED (ORDINARY)	CUP	18.91	0.00
MISCELLANEOUS GOODS AND SERVICES			
HAIRCUT CHARGES FOR MEN	P/CUT	75.08	0.94
BEAUTY PORL HAIR STYL CHARGE	P/STY.	273.03	0.92
SHAVING CHARGES	PER SHV	41.63	0.60
LIPSTICK S.MISS/MEDORA	EACH	108.25	0.70

Contd.

7.11 Inter-city Consumer Prices September, 2015

		Value in Rupees		
Description	Unit	Average	% Change	
NAIL POLISH S.MISS/MEDORA	EACH	87.19	0.00	
PERFUME MED.SIZE MEDORA/BROACH	EACH	168.02	0.51	
HAIR-OIL AMLA/CHAMBELI	BOTTLE	112	0.33	
TOILET SOAP LUX 95 GRAMS	EACH	34.7	0.00	
TOILET SOAP LIFEBOUY 140 GRM	EACH	36.6	0.00	
TOILET SOAP SAFEGUARD BATH SIZE	EACH	47.65	0.00	
TOOTHPASTE MACKLINES 70 GRM	EACH	50	0.00	
TOOTHPAST MED SIZE CLGATE 70 GMS	EACH	61.4	0.00	
TOOTHBRUSH SHEILD A/PLAUQUE	EACH	40	0.00	
TOOTHPOWDER DENTONIC 90 GRM	EACH	26.63	0.00	
HAIR-COLOUR BEGIN (6 GMS)	EACH	97.88	0.00	
HAIR COLOUR (KALAKOLA)	BOTTLE	126.38	0.00	
FACECREAM PONDS (MEDIUM)	EACH	111.88	0.00	
TALC POWDER VICE ROAY,B.CAT	EACH	136.6	1.04	
BLADE TREET ORDINARY 10'S	PKT.	34.8	2.08	
BLADE 7-O-CLOCK STAIN. 5'S	PKT.	33.98	0.00	
SHAMPOO SUNSILK/PAINTIN 100 ML	BOTTLE	108.38	0.00	
BEAUTY CREAM (FAIR & LOVELY)	EACH	128.93	0.39	
HAIR REMOVING CREAM (EU-CREAM)	TUBE	61.5	0.00	
GEL MEDIUM SIZE	BOTTLE	92.5	0.00	
DISPOSABLE RAZOR GILLET-II	EACH	41.18	0.32	
SHAVING CREAM TOUCH-ME/ADM.	EACH	61.5	0.00	
GOLD TEZABI 24 CT	10 GM.	38953.72	-0.18	
SILVER TEZABI 24 CT	10 GM.	594.63	0.52	
ARTIFICIAL JEWELLARY SET	SET	722.96	0.22	
WRIST WATCH GENTS CITIZEN (ORIGINAL) ***	EACH	3432.14	0.00	
WRIST WATCH LADIES CITIZEN (ORIGINAL) ***	EACH	3422.5	0.00	
WALL CLOCK QUARTZ AV.QLTY	EACH	537.74	0.83	
SUITCASE REXIN (24"x16"x6")	EACH	1119.6	2.16	
TRUNK MEDIUM SIZE ***	EACH	1605.19	1.31	
PURSE LADIES (LEATHER) AVERAGE QUALITY	EACH	708.21	1.50	

8. PUBLIC FINANCE

8.1 Customs Revenue Receipts

(Million Rupees)

S. No.	Description	Annual				
		2010-11	2011-12	2012-13	2013-14	2014-15
1	Meat, fish and their preparations	54.90	93.75	151.69	253.87	322.60
2	Milk, butter, cheese and honey	2769.09	2478.59	2235.00	2879.15	5371.62
3	Fruits, nuts and vegetables	1265.68	1427.16	1554.43	2368.46	2830.70
4	Coffee, nuts and vegetables	3542.19	3547.64	3730.56	3713.70	4202.54
5	Oil-seeds and miscellaneous fruits	150.60	120.73	146.20	176.67	1117.13
6	Vegetable plaiting materials	472.21	616.43	868.55	998.91	828.97
7	Animal and vegetable fats and oil	17262.76	18417.04	20247.00	20658.72	21183.29
8	Sugar and confectionery	285.07	372.89	291.17	383.73	523.17
9	Edible, preparation of cereal & vegetables	2862.84	2916.04	3099.12	3991.29	5319.78
10	Beverages, spirits and vinegars	221.28	192.14	176.65	179.36	228.65
11	Residues on waste from the food industries prepared animal fodder	61.26	53.16	59.44	141.58	2622.94
12	Tobacco	494.52	251.94	144.14	213.57	136.15
13	Mineral, fuel, oils and products thereof	21401.96	19140.05	20398.80	16760.58	24413.27
14	Chemicals and chemical products	6870.42	6798.82	7327.76	8239.32	10379.73
15	Pharmaceutical products	1565.36	1822.78	1893.71	2111.88	2507.92
16	Dyes, colours, paints and varnishes	2681.43	2538.32	2671.14	3611.13	4077.15
17	Perfumery, soap and toilet preparations	4908.71	3912.94	3778.08	4894.55	6321.37
18	Albuminodal substances modified starches gulesenzymes	196.53	202.99	215.36	287.14	488.59
19	Matches and other explosives	39.84	22.32	22.61	25.30	18.81
20	Photographic and cinematographic goods	1336.10	1178.39	1254.43	1583.89	1823.38
22	Rubber and articles thereof	2147.93	2352.45	8820.77	2395.14	13198.11
23	Leather articles and footwear	1835.37	1937.81	2143.80	2051.86	3179.46
24	Wood & articles of wood wood charcoal	552.34	557.80	2010.44	542.99	2459.12
25	Wood, paper and stationery	7423.54	6730.50	475.48	6085.09	837.99
26	Silk yarn and fabrics	205.57	130.81	5357.43	139.29	8503.06
27	Fabrics of wool, flax ramle metal vegetable	394.64	473.08	136.97	706.41	316.29
28	Cotton, Textile fabrics, Paper Yarn	340.77	786.13	490.74	2065.56	1039.73
29	Yarn and fabrics of man-made fiber	7666.13	7616.66	1422.08	8773.16	1057.36
30	Carpets & other floor covering	345.04	432.76	6523.28	285.80	11587.37
31	Special Woven Fabrics and Variety (58)	388.49	434.56	274.42	352.95	328.81
31	Plastic and articles thereof	8831.53	8807.12	349.73	11055.67	454.87
32	Textile articles including knitted & crocheted goods	2142.72	2254.15	1969.33	2627.81	3551.13
33	Other madeup textile articles, set worm clothing & textile articles rugs	1255.90	1336.37	1093.49	1375.49	1620.10
34	Glass and earthen-ware	3132.55	3522.41	3198.22	4459.56	5938.18
35	Precious metal, stones, pearls & imitation jewellery	95.09	28.71	40.01	65.58	90.60
36	Iron and steel manufactures	9677.83	10048.48	10545.65	9211.16	17154.45
37	Metals other than gold,silver,iron & steel	1386.38	1144.22	1253.23	1866.33	2518.70
38	Cutlery, tools articles of base metals	1038.53	1002.80	1015.61	1324.08	1608.30
39	Machinery and mechanical appliances	10928.56	11605.92	12362.55	13742.20	20289.00
40	Electric machinery and equipment	9528.38	9928.03	10396.39	11325.52	22583.98
41	Railway and tramway plant and rolling stock	25.04	125.87	393.05	447.75	1147.92
42	Motor and other vehicles	28097.49	43090.45	42305.56	36314.43	49408.87
43	Ships, boats and aircraft's	136.17	117.96	108.57	79.44	1045.69
44	Clocks and watches and parts thereof	66.18	47.19	60.14	66.04	61.53
45	Arms and ammunitions	498.63	464.96	507.58	317.19	336.89
46	Toys, games and sports goods	416.83	324.33	278.43	346.34	488.01
47	Sub-total (1 to 46)	167000.38	181405.65	183798.79	191495.64	265523.28
48	All other articles	26179.32	46869.49	66022.29	58234.50	49707.26
49	Gross Collection (47 to 48)	193179.70	228275.14	249821.08	249730.14	315230.54
50	Refund & Rebates	8527.42	8453.67	10362.12	8731.76	9090.69
51	Net collection (54-55)	184652.28	219821.47	239458.96	240998.38	306139.85
52	Total imports duty	179722.75	213285.30	...	233783.87	283865.95
53	1 % Ware House Charges	1598.29	1660.09	...	1182.93	808.69
54	Miscellaneous	3636.25	3870.35	...	4469.01	5010.68
55	Export duties	390.71	471.07	...	475.78	495.05
56	25% Export Development Charges	5174.30	5291.13	...	6119.22	5921.88
57	Regularity Duty	2544.84	2111.14	...	3699.32	19128.26

Contd.

8.1 Customs Revenue Receipts

(Million Rupees)

S. No.	Description	Monthly			
		Sep.,2014	Oct,2014	Nov, 2014	Dec, 2014
1	Meat, fish and other preparations	26.68	30.89	31.99	36.03
2	Milk, Butter, Cheese and Honey	179.07	345.79	325.24	535.15
3	Fruits, nuts and vegetables	253.75	298.69	233.24	229.56
4	Coffee, nuts and vegetables	403.13	370.42	277.03	402.46
5	Oil-seeds & miscellaneous fruits	171.81	67.77	119.20	106.58
6	Vegetable plaiting Materials	68.06	76.25	70.06	68.00
7	Animal and vegetable fats and oil	2104.21	1855.01	1806.09	1813.21
8	Sugar and confectionery	39.95	37.47	39.22	51.58
9	Edible, preparation of cereals and vegetables	407.18	433.37	405.91	376.03
10	Beverages, spirits and vinegars	27.21	7.07	13.02	12.31
11	Residues an Waste from the food industries, Prepared animal fodder	384.32	139.78	293.21	196.84
12	Tobacco	32.90	9.95	10.62	11.90
13	Minerals, fuel, oils and products thereof	1538.05	1554.15	1696.47	1386.53
14	Chemicals and chemicals products	867.72	946.05	790.64	936.73
15	Pharmaceutical products	229.62	210.96	242.59	196.35
16	Dyes, colours, paints and varnishes	317.39	278.21	240.00	340.85
17	Perfumery, soap and toilet preparations	539.57	591.89	499.55	505.78
18	Albuminoidal substances modified starches, glues,enzymes	36.97	45.80	39.18	39.63
19	Matches and other explosives	0.36	1.86	1.50	0.26
20	Photographic and cinematographic goods	157.64	154.68	109.42	152.21
21	Plastic and articles thereof	1035.36	1029.67	1035.43	1038.57
22	Rubber and articles thereof	303.35	274.98	250.11	269.47
23	Leather articles and footwear	339.28	258.17	188.61	202.68
24	Wood & articles of wood; wood charcoal	64.98	56.27	71.37	66.48
25	Wood, paper and stationery	806.02	722.50	671.38	626.72
26	Silk yarn and fabrics	22.04	24.48	26.21	28.00
27	Fabrics of Wool, flax, ramle metal, vegetable	85.35	91.14	71.84	87.85
28	Cotton, textile, fibre & other paper & veg yarn	61.44	71.51	85.58	82.14
29	Yarn and fabrics of man-made fiber	1011.16	993.00	899.77	942.72
30	Carpets & other floor covering	24.61	24.42	23.04	28.92
31	Special Woven Fabrics and Variety	43.95	37.91	41.78	36.34
32	Textile articles including knitted & crocheted goods	355.29	368.43	314.24	294.89
33	Other made up textile articles;set;worn colothing & textile articles;rugs	147.60	128.63	140.84	171.55
34	Glasses and earthen/ware	514.30	453.06	437.63	630.75
35	Precious metals,stones,pearls & imitation jewellery	5.62	10.76	9.07	5.37
36	Iron & steel manufactures thereof	1341.61	1155.63	1114.59	1273.81
37	Metals other than gold, silver, iron & steel	201.35	202.87	160.54	240.26
38	Cutlery, tools articles of base metals	133.03	124.70	121.93	152.36
39	Machinery and mechanical appliances	1604.48	1530.84	1598.54	1703.19
40	Electric machinery and equipment	2327.26	1877.58	1813.17	1848.15
41	Railway and tramway plant and rolling stock	18.70	133.19	10.50	122.34
42	Motor and other vehicles	4299.60	3895.38	3663.75	3625.32
43	Ships, boats and Air crafts	125.67	87.13	94.16	29.35
44	Clocks, watches and parts thereof	5.38	4.29	6.14	8.79
45	Arms and ammunitions	50.76	25.90	32.87	57.98
46	Toys, games and sports goods	36.31	31.17	29.42	36.42
47	Sub total (1 to 46)	22750.09	21069.67	20156.69	21008.41
48	All other articles	4378.10	1506.27	2492.11	6569.86
49	Total Import Duty	25195.40	21263.33	21421.55	26119.72
50	Warehouse Charges	81.84	76.79	72.97	61.15
51	Regularity Duty	448.88	394.35	388.60	418.89
52	Miscellienous	836.78	269.70	287.83	387.30
53	0.25 % Export Development Charges	537.22	504.42	453.38	552.21
54	Export Duties	28.06	67.32	35.93	44.78
55	Gross	27128.18	22575.91	22660.26	27584.05
56	Refund	137.90	3.67	60.71	3.92
57	Rebate	922.04	746.40	672.19	559.31
58	Refund & Rebate	1059.94	750.07	732.90	563.23
59	Net	26068.24	21825.84	21927.36	27020.82

Contd.

8.1 Customs Revenue Receipts

(Million Rupees)

S. No.	Description	Monthly				
		Jan, 2015	Feb, 2015	Mar, 2015	Apr, 2015	May, 2015
1	Meat, fish and other preparations	40.23	40.44	18.28	26.71	18.21
2	Milk, Butter, Cheese and Honey	622.74	252.93	389.62	582.66	817.39
3	Fruits, nuts and vegetables	202.28	172.61	185.20	302.26	250.11
4	Coffee, nuts and vegetables	402.28	326.54	428.59	379.91	308.27
5	Oil-seeds & miscellaneous fruits	71.62	51.60	70.66	61.79	59.18
6	Vegetable plaiting Materials	65.36	69.78	79.22	84.75	65.76
7	Animal and vegetable fats and oil	1397.76	1544.07	1628.37	1466.80	1867.00
8	Sugar and confectionery	48.99	35.37	31.60	56.69	49.10
9	Edible, preparation of cereals and vegetables	429.35	420.89	376.30	540.68	632.57
10	Beverages, spirits and vinegars	14.44	10.97	26.96	25.54	26.46
11	Residues an Waste from the food industries, Prepared animal fodder	129.57	261.94	199.87	116.98	168.42
12	Tobacco	13.06	6.61	7.13	7.61	15.76
13	Minerals, fuel, oils and products thereof	1121.12	1049.68	1275.65	2591.20	4687.94
14	Chemicals and chemicals products	737.16	789.15	861.17	978.75	912.92
15	Pharmaceutical products	137.79	179.86	228.16	195.16	229.90
16	Dyes, colours, paints and varnishes	355.99	315.23	355.76	376.83	375.88
17	Perfumery, soap and toilet preparations	453.01	433.66	493.66	549.15	630.89
18	Albuminoidal substances modified starches, glues,enzymes	43.60	36.09	38.39	37.26	42.16
19	Matches and other explosives	0.58	4.96	1.55	3.91	1.88
20	Photographic and cinematographic goods	158.28	138.01	140.68	125.18	200.93
21	Plastic and articles thereof	926.68	997.36	1150.04	1156.24	1323.07
22	Rubber and articles thereof	225.98	180.10	281.01	284.41	302.03
23	Leather articles and footwear	163.75	197.34	109.04	74.51	239.01
24	Wood & articles of wood; wood charcoal	78.20	60.73	68.88	84.38	87.70
25	Wood, paper and stationery	535.32	700.61	692.41	831.15	763.71
26	Silk yarn and fabrics	44.00	33.11	16.83	23.03	33.24
27	Fabrics of Wool, flax, ramle metal, vegetable	98.55	91.67	79.57	71.52	101.74
28	Cotton, textile, fibre & other paper & veg yarn	80.03	104.62	114.72	93.89	128.43
29	Yarn and fabrics of man-made fiber	917.70	937.12	816.64	887.70	944.29
30	Carpets & other floor covering	32.81	24.22	32.81	31.07	23.71
31	Special Woven Fabrics and Variety	34.74	40.24	32.94	28.84	32.18
32	Textile articles including knitted & crocheted goods	271.36	320.94	236.11	173.17	331.56
33	Other made up textile articles;set;worn colothing & textile articles;rugs	175.46	127.64	126.53	106.54	125.74
34	Glasses and earthen/ware	560.82	475.74	411.69	344.93	504.15
35	Precious metals,stones,pearls & imitation jewellery	5.73	6.17	5.22	5.62	7.25
36	Iron & steel manufactures thereof	1403.72	828.49	1053.98	2508.75	2009.56
37	Metals other than gold, silver, iron & steel	156.09	222.59	195.87	234.49	231.88
38	Cutlery, tools articles of base metals	134.88	128.97	139.57	96.69	149.59
39	Machinery and mechanical appliances	1568.77	1827.42	1825.21	2062.73	1824.79
40	Electric machinery and equipment	2052.09	1450.86	1605.12	1898.06	1648.21
41	Railway and tramway plant and rolling stock	22.36	328.33	14.75	94.38	109.06
42	Motor and other vehicles	4718.72	3224.99	3832.66	5361.26	4991.68
43	Ships, boats and Air crafts	31.94	105.61	113.61	69.26	114.93
44	Clocks, watches and parts thereof	4.35	4.47	2.95	4.23	5.98
45	Arms and ammunitions	32.28	12.98	13.75	20.04	12.42
46	Toys, games and sports goods	37.66	45.61	50.89	55.59	42.73
47	Sub total (1 to 46)	20759.20	18618.32	19859.62	25112.30	27449.34
48	All other articles	3406.01	4377.11	8922.17	1319.94	3018.40
49	Total Import Duty	22514.52	20401.38	25285.22	22987.47	25081.34
50	Warehouse Charges	69.64	86.67	62.64	63.67	68.77
51	Regularly Duty	639.32	1689.43	2491.35	2525.05	4379.32
52	Miscellienous	364.39	350.08	364.54	348.23	429.69
53	0.25 % Export Development Charges	542.77	430.91	535.18	488.38	505.30
54	Export Duties	34.55	36.93	43.23	19.41	3.31
55	Gross	24165.19	22995.40	28782.16	26432.21	30467.73
56	Refund	25.14	34.11	45.30	31.37	148.56
57	Rebate	779.47	853.44	572.35	534.43	652.75
58	Refund & Rebate	804.61	887.55	617.65	565.80	801.31
59	Net	23360.58	22107.85	28164.51	25866.41	29666.42

Contd.

8.1 Customs Revenue Receipts

(Million Rupees)

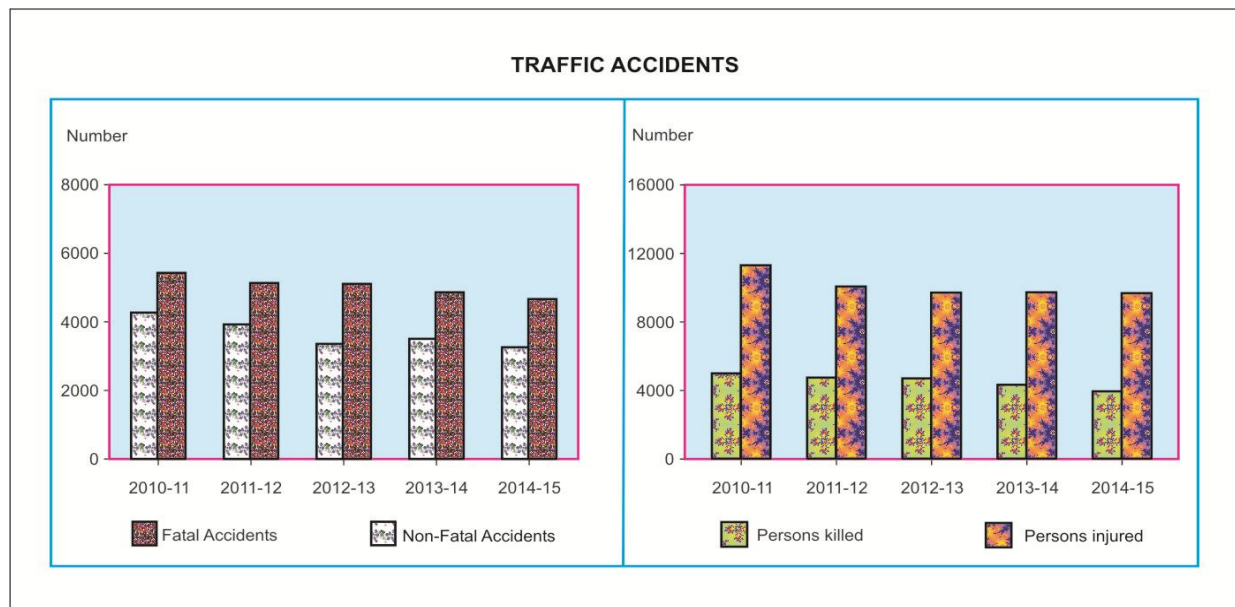
S. No.	Description	Monthly			
		Jun, 2015	Jul,2015	Aug,2015	Sep,2015
1	Meat, fish and other preparations	20.35	13.72	21.32	23.63
2	Milk, Butter, Cheese and Honey	620.76	318.07	323.39	217.18
3	Fruits, nuts and vegetables	265.65	376.30	309.99	273.80
4	Coffee, nuts and vegetables	310.01	419.06	484.58	448.10
5	Oil-seeds & miscellaneous fruits	134.95	112.41	129.40	132.17
6	Vegetable plaiting Materials	59.27	58.44	63.95	74.70
7	Animal and vegetable fats and oil	2514.16	1492.06	2128.52	2452.71
8	Sugar and confectionery	47.61	74.41	61.18	88.00
9	Edible, preparation of cereals and vegetables	448.68	394.16	436.12	449.80
10	Beverages, spirits and vinegars	20.20	20.90	20.80	11.17
11	Residues an Waste from the food industries, Prepared animal fodder	228.61	577.72	427.39	472.78
12	Tobacco	5.80	20.77	10.09	16.16
13	Minerals, fuel, oils and products thereof	5330.75	2074.60	4204.64	3418.69
14	Chemicals and chemicals products	946.00	864.18	821.64	762.70
15	Pharmaceutical products	241.53	195.13	183.78	223.74
16	Dyes, colours, paints and varnishes	377.05	339.59	317.59	348.17
17	Perfumery, soap and toilet preparations	600.38	574.29	619.13	588.28
18	Albuminoidal substances modified starches, glues,enzymes	41.20	39.12	43.28	46.43
19	Matches and other explosives	1.46	5.96	7.69	3.72
20	Photographic and cinematographic goods	168.85	244.01	170.01	181.09
21	Plastic and articles thereof	1218.04	1067.83	1193.10	1016.02
22	Rubber and articles thereof	264.82	513.11	516.10	431.20
23	Leather articles and footwear	278.52	144.72	279.02	313.79
24	Wood & articles of wood; wood charcoal	87.67	80.56	85.84	69.42
25	Wood, paper and stationery	831.10	755.52	744.41	646.96
26	Silk yarn and fabrics	24.00	29.34	36.74	18.50
27	Fabrics of Wool, flax, ramle metal, vegetable	109.52	94.71	87.01	107.57
28	Cotton, textile, fibre & other paper & veg yarn	105.71	114.59	70.14	71.64
29	Yarn and fabrics of man-made fiber	1068.51	871.46	941.95	1092.80
30	Carpets & other floor covering	32.67	25.71	24.59	24.28
31	Special Woven Fabrics and Variety	40.30	31.92	35.08	41.31
32	Textile articles including knitted & crocheted goods	380.42	309.63	379.59	503.10
33	Other made up textile articles;set;worn colothing & textile articles;rugs	140.16	153.88	188.45	166.15
34	Glasses and earthen/ware	653.09	612.59	603.34	517.37
35	Precious metals,stones,pearls & imitation jewellery	13.80	9.84	7.65	9.25
36	Iron & steel manufactures thereof	2341.24	1852.21	2118.12	2818.28
37	Metals other than gold, silver, iron & steel	281.92	255.41	282.07	244.54
38	Cutlery, tools articles of base metals	163.49	161.54	153.34	131.96
39	Machinery and mechanical appliances	1989.36	1392.13	1533.61	1518.51
40	Electric machinery and equipment	2019.18	1245.93	1603.99	1681.16
41	Railway and tramway plant and rolling stock	19.97	7.48	71.44	19.39
42	Motor and other vehicles	5398.89	3652.19	4298.72	4819.49
43	Ships, boats and Air crafts	146.67	16.16	36.71	86.25
44	Clocks, watches and parts thereof	6.48	3.83	6.30	4.57
45	Arms and ammunitions	20.78	22.48	11.52	4.13
46	Toys, games and sports goods	49.15	49.67	55.28	50.96
47	Sub total (1 to 46)	30068.70	21689.34	26148.60	26641.62
48	All other articles	11696.39	1305.85	1840.91	4916.89
49	Total Import Duty	35179.69	20733.37	25435.49	29083.68
50	Warehouse Charges	52.59	47.76	51.21	45.88
51	Regularly Duty	4969.34	850.95	1679.14	1629.96
52	Miscellienous	931.07	892.33	382.65	333.14
53	0.25 % Export Development Charges	487.85	426.91	409.85	418.54
54	Export Duties	144.55	16.87	31.12	47.29
55	Gross	41765.09	22968.19	27989.46	31558.49
56	Refund	13.09	13.12	46.33	6.85
57	Rebate	75.34	971.72	1124.12	769.64
58	Refund & Rebate	88.43	984.84	1170.45	776.49
59	Net	41676.66	21983.35	26819.01	30782.00

Source: Federal Board of Revenue, Islamabad.

9. SOCIAL

9.1 Data on Traffic Accidents

Year/Month	Total Number of Accidents	Accident		Persons		Total Number of Vehicles Involved
		Fatal	Non - Fatal	Killed	Injured	
PAKISTAN						
2010-11	9723	4280	5443	5271	11383	10822
2011-12	9140	3966	5174	4758	10145	9986
2012-13*	8988	3884	5104	4719	9710	9876
2013-14*	8359	3500	4859	4348	9777	9423
2014-15*	7865	3214	4651	3954	9661	8949
2014 Sep	606	245	361	284	732	695
Oct	771	312	459	376	1012	896
Nov	609	280	329	388	862	711
Dec	628	252	376	291	730	723
2015 Jan	569	236	333	288	675	653
Feb	562	218	344	263	681	596
Mar	636	273	363	347	797	712
Apr	741	305	436	357	818	830
May	728	290	438	338	776	818
Jun	728	292	436	376	971	838
Jul	780	298	482	370	1026	911
Aug	797	303	494	390	974	934
Sep	810	295	515	360	881	967



Note: Data from July,2012 onward includes ICTs.

Contd.

* Included Islamabad

9.1 Data on Traffic Accidents

Year/Month	Total Number of Accidents	Accident		Persons		Total Number of Vehicles Involved
		Fatal	Non - Fatal	Killed	Injured	
ISLAMABAD						
2012-13	201	107	94	109	180	212
2013-14	256	120	136	132	206	256
2014-15	216	107	109	118	182	217
2014 Sep	10	4	6	4	8	10
Oct	22	9	13	10	19	22
Nov	20	10	10	11	12	20
Dec	20	8	12	8	12	20
2015 Jan	21	11	10	11	6	21
Feb	21	9	12	11	44	21
Mar	13	6	7	7	10	13
Apr	22	12	10	12	14	22
May	26	13	13	13	26	26
Jun	15	8	7	12	8	15
Jul	27	12	15	17	37	27
Aug	25	9	16	12	27	25
Sep	19	12	7	14	17	19
PUNJAB						
2010-11	5420	2591	2829	3167	5809	5420
2011-12	4990	2361	2629	2888	5071	4990
2012-13	4587	2213	2374	2692	4515	4587
2013-14	3696	1717	1979	2145	3941	3696
2014-15	3054	1435	1619	1750	3652	3054
2014 Sep	233	112	121	134	306	233
Oct	324	145	179	169	430	324
Nov	223	116	107	149	317	223
Dec	249	108	141	128	296	249
2015 Jan	207	106	101	133	236	207
Feb	228	98	130	117	287	228
Mar	278	141	137	175	367	278
Apr	290	129	161	157	365	290
May	299	132	167	164	288	299
Jun	259	130	129	158	272	259
Jul	285	132	153	165	329	285
Aug	298	132	166	165	391	298
Sep	294	120	174	158	292	294
SINDH						
2010-11	1270	758	512	927	1071	1541
2011-12	1054	681	373	756	681	1121
2012-13	935	582	353	696	637	960
2013-14	945	613	332	791	893	1103
2014-15	881	583	298	771	863	1029
2014 Sep	75	49	26	56	53	94
Oct	55	41	14	54	54	62
Nov	69	45	24	105	108	84
Dec	76	48	28	53	84	94
2015 Jan	77	50	27	55	96	83
Feb	85	56	29	68	59	93
Mar	74	48	26	71	78	86
Apr	91	61	30	67	35	100
May	64	46	18	45	55	70
Jun	78	49	29	75	142	101
Jul	70	53	17	64	101	85
Aug	79	56	23	82	47	117
Sep	79	55	24	68	56	96

Contd.

9.1 Data on Traffic Accidents

Year/Month	Total Number of Accidents	Accident		Persons		Total Number of Vehicles Involved
		Fatal	Non - Fatal	Killed	Injured	

KHYBER P.K.

2010-11	2722	773	1949	986	4153	3479
2011-12	2772	785	1987	953	3913	3501
2012-13	2968	846	2122	1059	4016	3736
2013-14	3120	877	2243	1033	4257	3934
2014-15	3399	942	2457	1137	4524	4260
2014 Sep	257	67	190	75	321	314
Oct	343	103	240	116	449	450
Nov	280	95	185	108	395	362
Dec	256	72	184	85	294	325
2015 Jan	245	64	181	79	300	319
Feb	209	49	160	59	257	236
Mar	241	66	175	77	308	297
Apr	308	86	222	103	371	387
May	313	92	221	109	378	392
Jun	344	87	257	112	516	422
Jul	370	89	281	109	509	479
Aug	358	88	270	110	467	445
Sep	385	92	293	102	486	519

BALUCHISTAN

2010-11	311	158	153	191	350	382
2011-12	324	139	185	161	480	374
2012-13	297	136	161	163	362	381
2013-14	342	173	169	247	480	434
2014-15	315	147	168	178	440	389
2014 Sep	31	13	18	15	44	44
Oct	27	14	13	27	60	38
Nov	17	14	3	15	30	22
Dec	27	16	11	17	44	35
2015 Jan	19	5	14	10	37	23
Feb	19	6	13	8	34	18
Mar	30	12	18	17	34	38
Apr	30	17	13	18	33	31
May	26	7	19	7	29	31
Jun	32	18	14	19	33	41
Jul	28	12	16	15	50	35
Aug	37	18	19	21	42	49
Sep	33	16	17	18	30	39

Source: Provincial Police Departments & ICT Police.

9.2 Data on Telecommunication 2015

Months	Distribution of Cellular Mobile Subscribers					
	Total	Moblink	CM Pak	Ufone	Telenor	Warid
Jan	136482096	38384557	27406675	21782905	36509373	12398586
Feb	136630891	38378938	27693987	21718480	36724230	12115256
Mar	134907976	38184925	27429830	21507765	36598171	11187285
Apr	131865579	38149067	27217698	18257842	37313551	10927421
May	112402835	32945683	21836725	17365830	30737198	9517399
Jun	114658434	33424268	22102968	17809315	31491263	9830620
Jul	116431523	33993778	22432785	17893156	32155599	9956205
Aug	118943600	34637527	23100847	18296277	32747666	10161283
Sep	120940513	35156550	23518919	18750250	33191103	10323691
Oct						
Nov						
Dec						

Source : Pakistan Telecommunication Authority, Islamabad.

9.3 Visitors at Archaeological Museum in Pakistan

Area/ attraction	July,2015		August,2015		September,2015	
	Foreigner	National	Foreigner	National	Foreigner	National
PAKISTAN	743	318240	1645	218958	1454	136572
ISLAMABAD	236	122032	451	83184	554	47084
Pakistan Museum of Natural History	8	38782	19	11661	26	3265
Lok Virsa Heritage Museum	57	32001	191	29265	254	13401
Pakistan Monument Museum	76	51074	151	42023	154	30063
Pakistan Railway Heritage Museum	95	175	90	235	120	355
PUNJAB	444	178326	852	122386	723	71211
Lahore Museum Lahore	114	21662	229	30724	142	17485
Allama Iqbal Library & Museum, Sialkot.	2	640	10	665	3	725
Museum, Taxila, Rawalpindi	227	73631	441	45972	446	12849
Museum, Harappa, Sahiwal.	4	15820	13	6527	17	11890
Allama Iqbal Museum, Javaid Manzil, Lahore	6	1514	6	2119	2	1441
PMDC Khewara Mines Museum, Chakwal	91	65059	153	36379	113	26821
SINDH	52	14008	317	11761	148	14884
National Museum of Pakistan, Karachi	7	1473	-	1700	23	1025
Sindh Provincial Museum, Hyderabad.	*	*	15	2150	7	2305
Museum, Banbhore, Thatta.	3	1013	1	661	-	674
Museum, Moenjodaro, Larkana.	2	9418	24	911	38	9565
Museum Umerkot, Tharparkar.	-	1785	-	4419	4	1004
Quid-e-Azam Birth Place, Karachi.	-	19	9	270	1	21
Quid-e-Azam House Museum, Karachi.	40	300	268	1650	75	290
KHYBER PAKHTUNKHWA	11	3846	25	1557	24	3118
Peshawar Museum, Peshawar.	9	2244	22	1079	19	1887
Museum Saidu Sharif, Swat.	2	998	3	100	5	470
Dir Museum, Chakdara	-	604	-	378	-	761
BALUCHISTAN	-	28	-	70	5	275
Museum Balochistan, Quetta.	-	28	-	70	5	275

Source:-Department of Archaeology and Museum,
Government of Pakistan & Provincial Government

9.4 Visitors at Heritage Site in Pakistan

Area/ attraction	July,2015		August,2015		September,2015	
	Foreigner	National	Foreigner	National	Foreigner	National
PAKISTAN	503	275213	846	239245	807	253680
PUNJAB	439	221498	747	220426	695	216199
Jahangir's Tomb, Lahore	13	17345	45	9250	20	10000
Shalimar Garden, Lahore	29	39065	31	30005	23	28600
Royal Fort (Shahi Qila), Lahore	162	65115	201	114172	179	140860
Hiran Minar & Tank, Sheikhpura	4	10522	16	14500	10	12000
Harappa, Sahiwal	4	15820	13	6527	17	11890
Taxila, Rawalpindi	227	73631	441	45972	446	12849
SINDH	7	12683	25	7110	42	11770
Banbhore , Thatta.	3	1013	1	661	-	674
Makli Hill Monument, Thatta	2	467	-	1119	-	527
Moenjodaro, Larkana.	2	9418	24	911	38	9565
Umerkot Fort, Tharparkar.	-	1785	-	4419	4	1004
KHYBER PAKHTUNKHWA.	57	41032	74	11709	70	25711
Remains of Takht-i-Bhai, Mardan	5	40700	3	10900	14	25200
Butkara Site Museum, Saidu Sharif, Swat	2	32	1	9	1	11
Julian Site, Haripur	50	300	70	800	55	500
BALUCHISTAN						

Source: Department of Archaeology and Museum.
Government of Pakistan & Provincial Government.

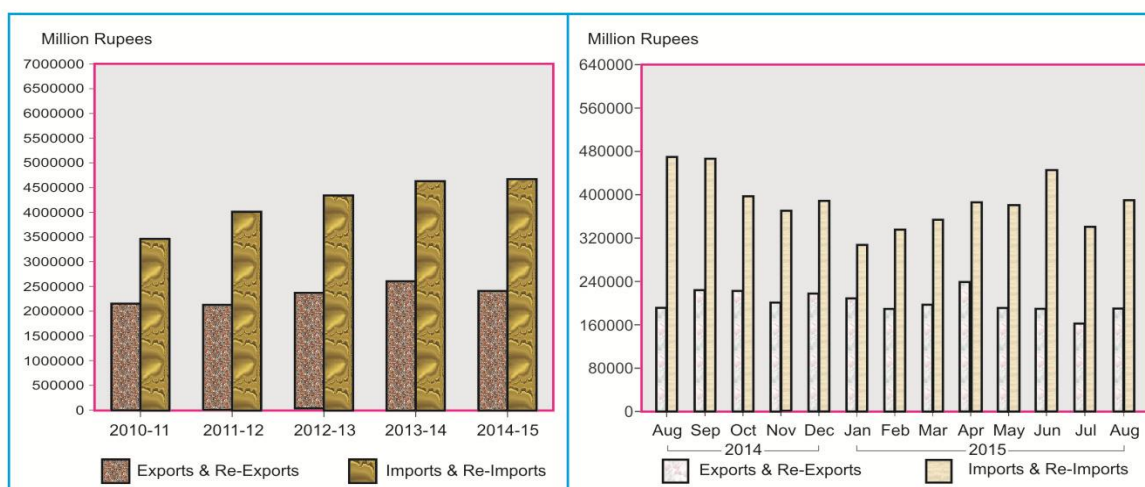
10. TRADE

10.1 Value of Foreign Trade

(Million Rupees)

Year / Month	Exports	Re-Exports	Imports	Re-Imports	Balance of Trade
2010-11	2,120,846.7	30,576.3	3,455,285.6	2,072.6	-1,305,935.2
2011-12	2,110,605.5	18,570.2	4,009,093.0	--	-1,883,049.0
2012-13	2,366,477.8	9,946.3	4,349,879.5	--	-1,973,455.4
2013-14	2,583,463.2	16,369.1	4,630,520.8	1,855.7	-2,032,544.2
2014-15	2,397,513.0	20,191.2	4,644,151.6	20,961.9	-2,247,409.3
2014 Aug	190,351.2	1,903.5	469,537.5	1,999.0	-279,281.8
Sep	222,613.8	1,243.3	464,876.3	1,898.8	-242,918.0
Oct	200,455.8	1,746.2	435,657.9	1,808.0	-235,263.9
Nov	199,310.3	820.7	366,214.90	1,966.3	-168,050.2
Dec	216,620.3	1,318.0	386,514.6	1,857.8	-170,434.1
2015 Jan	207,163.2	1,697.7	306,222.9	1,547.5	-98,909.5
Feb	190,530.2	2,308.9	334,335.3	1,854.1	-143,350.3
Mar	196,002.1	1563.8	352412.9	1387.4	-156,234.4
Apr	202,250.6	1722.6	385075.9	1573.0	-182,675.7
May	189,389.8	1922.6	379073.8	1761.7	-189,523.1
Jun	184,069.2	1650.8	444559.6	1480.5	-260,320.1
Jul	161,533.5	891.0	340518.8	1475.8	-179,570.1
Aug	187,222.4	2801.2	389086.5	1707.4	-200,770.3

VALUE OF FOREIGN TRADE

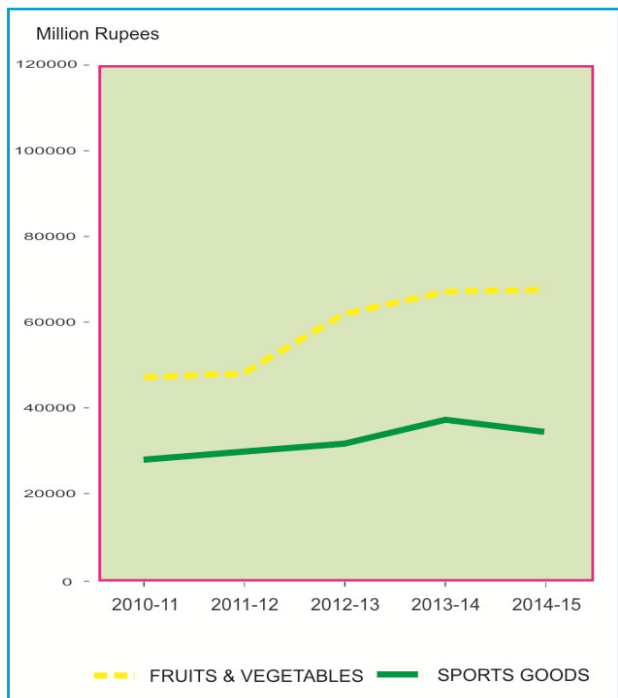
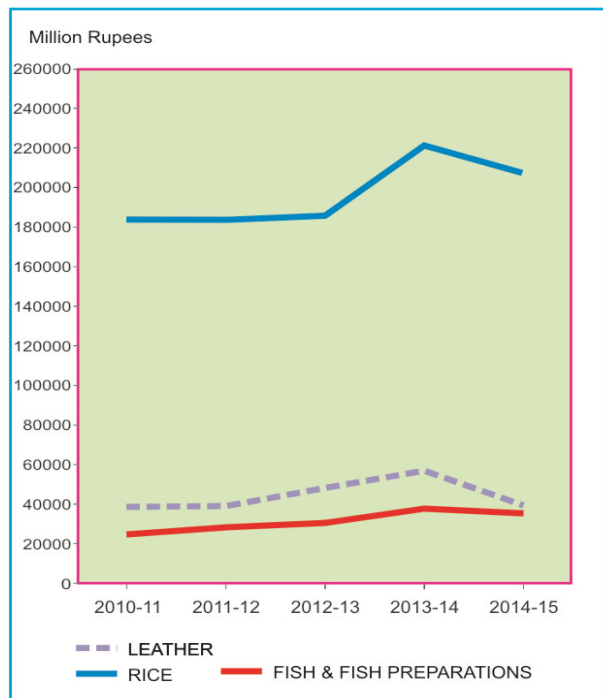
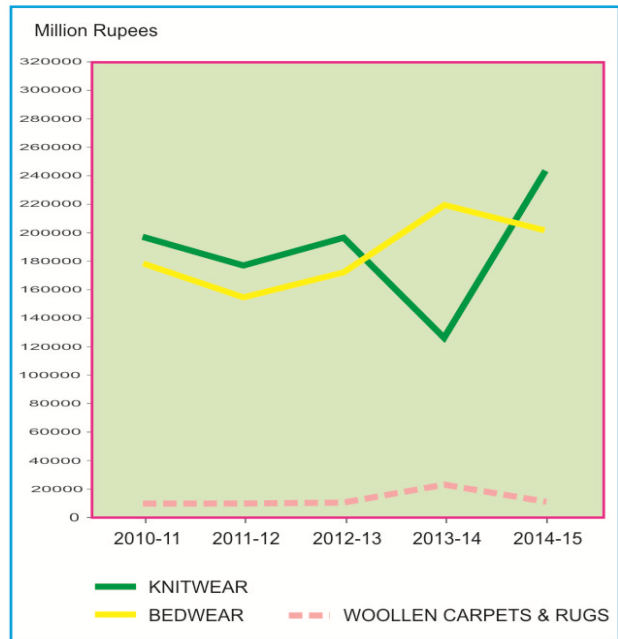
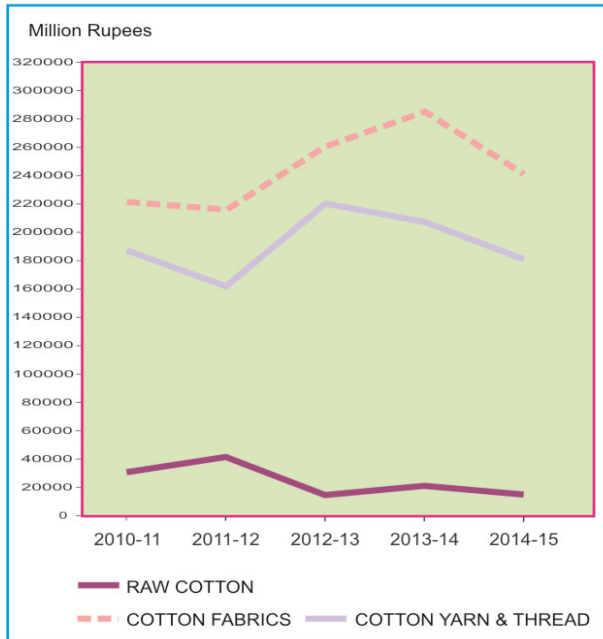


10.2 Exports by Commodity/Group

(Million Rupees)

Year/ Month	Raw Cotton	Cotton Fabrics	Cotton Yarn and Thread	Knitwear	Bedwear	Woollen Carpets & Rugs	Leather	Rice	Fish & Fish Prepara- tions	Fruits & Vege- tables	Sports goods
2010-11	31,168.4	224,257.0	188,271.8	197,144.5	178,596.0	11,034.4	39,744.3	184,674.6	25,313.9	47,895.6	28,208.4
2011-12	41,392.6	218,159.8	163,403.5	176,652.4	155,108.3	10,113.5	39,841.2	184,405.0	28,597.6	48,321.8	30,241.0
2012-13	14,888.1	260,237.5	219,017.0	197,434.3	172,724.2	11,484.6	48,455.7	186,623.1	30,759.1	62,126.8	32,375.2
2013-14	21,352.5	285,130.2	207,199.9	235,564.7	219,961.7	12,616.2	56,496.4	222,906.7	37,917.6	66,703.9	37,259.6
2014-15	14,932.7	248,430.9	188,615.4	243,718.7	213,017.9	11,772.5	49,582.8	206,266.3	35,429.4	67,864.3	34,293.6
2014 Aug	1,615.0	19,224.8	16,201.8	17,462.7	15,357.5	704.7	3,762.2	10,462.1	1,976.3	3,268.4	2,383.9
Sep	3,117.6	23,207.9	17,870.6	22,584.1	20,639.1	860.7	4,785.7	13,596.0	3,865.8	3,132.6	2,853.2
Oct	2,555.1	20,973.9	17,561.8	21,445.4	18,430.1	999.1	3,999.2	15,892.3	3,531.9	3,145.8	1,994.7
Nov	2,356.3	19,434.6	18,725.7	19,040.1	17,521.5	1,354.6	4,150.3	22,515.7	3,591.2	4,047.4	2,156.6
Dec	1,585.7	21,282.7	17,378.4	21,313.2	16,949.6	1,734.0	4,642.8	24,020.2	3,157.0	9,362.0	2,902.4
2015 Jan	1,905.8	20,796.4	17,098.6	20,459.6	18,280.6	1,024.3	4,365.0	20,600.6	2,823.3	10,718.4	2,774.1
Feb	681.9	22,347.3	17,411.4	18,327.4	16,273.6	563.1	3,345.5	17,560.0	1,947.2	9,916.9	2,848.8
Mar	274.3	21,520.2	13,636.1	16,936.9	15,740.5	963.6	4,230.9	21,882.1	2,702.9	7,731.1	2,940.7
Apr	270.7	21,406.3	12,902.6	18,712.2	18,300.0	960.9	4,200.6	18,308.2	3,395.9	5,966.2	3,809.5
May	159.4	19,388.8	14,022.0	22,392.5	17,992.5	919.5	4,474.7	15,516.7	3,852.1	3,970.1	3,142.9
Jun	81.5	17,911.1	12,461.8	21,907.5	17,912.5	725.8	3,780.3	13,544.3	2,494.3	3,702.2	3,046.5
Jul	569.9	17,163.7	12,191.8	21,983.5	16,144.7	800.4	3,167.8	9,273.6	1,788.7	2,993.0	2,473.7
Aug	1,780.1	20,326.0	14,446.3	21,762.6	18,342.3	704.1	3,297.5	12,432.2	1,543.7	4,394.0	2,565.7

EXPORTS BY COMMODITY/GROUP

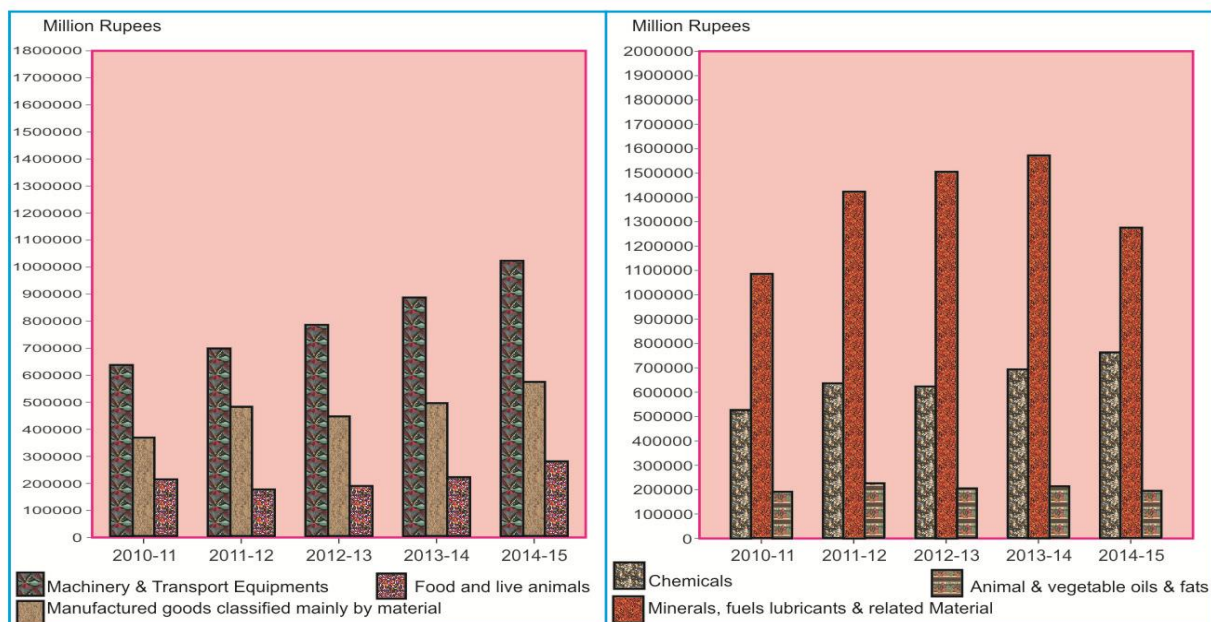


10.3 Imports by Commodity/Group

(Million Rupees)

Year/Month	Machinery and Transport equipment	Manufactured goods classified mainly by material	Food and Live animals	Chemicals	Mineral Fuels, Lubricants and related materials	Animal or Vegetable oils & fats
2010-11	639,389.0	369,322.2	214,132.4	528,988.9	1,084,764.7	190,133.7
2011-12	699,993.9	482,498.6	179,555.6	637,823.7	1,420,173.6	228,731.4
2012-13	783,966.3	444,919.9	190,555.4	621,466.0	1,504,034.0	205,311.0
2013-14	886,479.3	496,850.9	221,052.9	691,397.7	1,570,968.0	213,427.6
2014-15	1,019,546.8	571,607.2	280,008.3	761,241.6	1,274,835.8	193,222.0
2014 Aug	89,770.0	47,987.5	21,194.0	69,577.2	164,361.5	18,946.4
Sep	84,001.0	52,860.9	32,409.1	64,611.4	151,853.8	20,450.8
Oct	93,907.2	46,191.5	33,891.0	72,678.8	131,710.2	17,323.8
Nov	75,153.8	45,485.3	24,174.4	59,429.4	102,987.1	16,598.9
Dec	89,189.9	49,005.4	22,955.5	70,029.1	89,607.7	16,460.9
2015 Jan	76,282.9	45,445.9	20,431.4	48,730.7	62,162.6	12,815.7
Feb	83,370.8	43,542.6	20,085.0	61,756.5	74,516.8	13,836.8
Mar	85,025.8	43,610.4	19,864.3	62,032.5	81,860.3	14,289.9
Apr	88,780.4	50,191.1	19,541.7	66,645.1	105,102.4	12,562.8
May	83,296.8	50,764.7	21,674.2	67,244.4	94,332.1	15,812.3
Jun	106,780.7	55,418.4	21,861.4	65,432.0	122,286.5	20,135.6
Jul	72,735.5	43,599.3	23,355.1	64,400.6	82,466.3	12,561.6
Aug	85,852.2	53,996.1	24,846.2	58,440.3	103,605.8	18,185.4

IMPORTS BY COMMODITY / GROUP



10.4 Exports by Selected Commodities in Dollars

(In Thousand Dollar)

GROUPS/COMMODITIES	UNIT	AUGUST, 2015		CUML. FROM JUL., 2015		AUGUST, 2014		CUML. FROM JUL., 2014	
		QUANTITY	VALUE	QUANTITY	VALUE	QUANTITY	VALUE	QUANTITY	VALUE
GRAND TOTAL			1829486		3417516		1901807		3825256
A.PRIMARY COMMODITIES			269395		471608		268393		496661
01.RICE	MT	226652	121484	393765	212652	166686	104527	348084	229897
(I) RICE BASMATI	MT	42195	44621	73805	81136	30110	37178	66833	85793
(II) RICE OTHER VARIETIES	MT	184457	76863	319960	131516	136576	67348	281251	144104
02.FISH AND FISH PREPARATIONS	KG	6055100	15085	13328901	32670	6690655	19745	15012441	40946
03.FRUILTS & VEGETABLES INCL.JUICES	KG	113870353	45380	180295632	75980	73883101	35027	140225268	66626
(I) FRUILTS	KG	27055455	21327	49035825	39230	46009683	25231	80080897	45621
(II) VEGETABLES	KG	84505448	21610	127809980	33131	24666153	7425	54920362	16463
(III) FRUIT & VEGETABLE JUICES	KG	2309450	2444	3449827	3619	3207265	2372	5224009	4542
04.WHEAT	MT								
05.WHEAT FLOUR	MT	121355	38492	180167	57337	50387	22424	81975	38478
06.SPICES(INCL. CHILLIES)	KG	1359414	5033	2343263	9197	646251	2769	1754304	7167
07.OIL SEEDS, NUTS AND KERNALS	KG	632279	860	1080346	1476	203836	356	1079328	1981
08.LEGUMINOUS VEGETABLE	KG								
09.FLOWERS	KG			29532	60	8475	18	67593	154
10.RAW HIDES AND SKINS	KG	31920	124	31920	124				
11.RAW WOOL AND ANIMAL HAIR	KG	572072	866	1005819	1589	563135	738	1517020	2039
(I) RAW WOOL	KG	85373	167	367090	618	101835	153	298261	448
(II) ANIMAL HAIR	KG	486699	699	638729	971	461300	585	1218759	1591
12.CRUDE ANIMAL MATERIAL	KG	1810789	1622	3241952	3690	1226803	3654	2533110	7665
13.CRUDE FERTILIZER	MT	2310	239	4345	471	1195	84	2703	215
14.MOLASSES	KG	14327000	1580	14357000	1583	8007021	1053	27607021	3616
15.RAW COTTON	MT	10819	17395	14294	22998	9172	16135	11023	19476
16.COTTON WASTE	MT	3615	3464	5554	5443	4246	5562	8385	10819
17.PETROLEUM CRUDE	MT	30332	13546	80445	36023	55850	50537	59340	53726
18.MARBLES AND STONES	MT	27412	4093	65700	9295	29820	4519	73286	11522
19.TOBACCO	KG	41220	132	354338	1020	314459	1245	536921	2335
(I) UN-MANUFACTURED	KG	26520	92	319742	895	311439	1231	514326	2220
(II) MANUFACTURED EXCL.CIGARETTE	KG	14700	39	34596	125	3020	13	22595	115
20.COKE	MT								
B.TEXTILES MANUFACTURES			1065755		2058201		957762		2090339
01.COTTON YARN	KG	45367101	141099	84127623	260686	54656205	158900	100062751	293358
02.COTTON CLOTH	SQM	187978700	198620	335410695	367356	160956042	192076	331431299	404301
03.ARTICLES OF APPAREL & CLOTHING ACCESSORIES (EXCL. KNITWEARS)	DOZ	2347018	171300	4944203	350867	2031301	134729	5105991	318653
04.ART SILK AND SYNTHETIC TEXTILES	SQM	29576476	26589	56824093	49353	19279091	25577	44291318	58246
05.COTTON THREAD	KG	11506	66	68040	336	677468	2973	852551	3781
06.TEXTILE FABRICS WOVEN(OTHER THAN COTTON & ARTIFICIAL FABRICS)	--		857		1420		35		342
07.TULE, LACE, EMBROIDERY ETC	--		1441		2582		1032		2206
08.COTTON BAGS/SACKS	MT	610	836	1131	1675	677	1452	1588	3181
09.TENTS & OTHER CANVAS GOODS	KG	1849252	4509	3651169	9207	3999599	11138	7101424	19092
10.BED WEAR	KG	27507418	179236	52151168	337955	22970082	153437	56307407	352319
11.TOWELS	KG	15000312	71745	30859658	138863	10619687	50371	24568595	114678
12.TEXTILE MADE UPS (EXCL. TOWELS & BED WEAR)	--		46216		91610		42348		95328
13.KNITWEARS	DOZ	10043057	212658	18235238	428777	7349331	174470	16814560	408999
14.WASTE MATERIAL OF TEXTILE FIBRES/FABRICS	KG	3103546	2152	6013949	4226	3151820	1780	6804945	4256
15.YARN OTHER THAN COTTON YARN	KG	1808556	4553	2409185	6205	1266015	4146	2144336	6927
16.KINTTED OR CROCHATED FABRICS	SQM	1276935	3878	2406777	7081	669828	3297	942775	4674
C.OTHER MANUFACTURES			326766		574787		422736		791584
01.CIGARETTES	THNO	4844	111	4971	114	3002	60	3002	60
02.LEATHER	SQM	1410999	32222	2981856	63364	1695908	37588	3479353	76567
03.CARPETS,RUGS AND TAPESTRIES ETC	SQM	125896	7424	272535	15559	168012	7104	465592	17236

Contd.

10.4 Exports by Selected Commodities in Dollars

(In Thousand Dollar)

GROUPS/COMMODITIES	UNIT	AUGUST, 2015		CUML. FROM JUL, 2015		AUGUST, 2014		CUML. FROM JUL., 2014	
		QUANTITY	VALUE	QUANTITY	VALUE	QUANTITY	VALUE	QUANTITY	VALUE
(I) WOOLLEN CARPETS AND RUGS	SQM	105467	6880	240666	14749	162000	7041	425821	16792
(II) WOOLLEN CARPET MACHINE MADE	SQM	4396	143	5018	159			1402	46
(III) TAPESTRY CLOTH	SQM								
(IV) CARPETS KNOTTED & OTHER FLOOR COVERING	SQM	16033	401	26851	651	6012	63	38369	397
04.PETROLEUM PRODUCTS	MT	10904	7019	19179	12861	125240	122351	144565	141264
05.FEEDING STUFF FOR ANIMALS	KG	29837160	4791	64125621	8985	26596228	5124	63607565	12085
06.CHEMICALS AND PHARMACEUTICAL PRODUCTS	--		128231		174174		101412		184526
(I) PLASTIC MATERIALS	KG	16364198	21039	27951447	35115	13261193	18236	27390699	37922
(II) PHARMACAUTICAL PRODUCTS.	KG	866953	17319	1752418	36266	755110	12183	2474526	30321
(III) FERTILIZER MANUFACTURES	MT								
(IV) OTHER CHEMICAL	--		89873		102792		70993		116283
07.RUBBER MANUFACTURES	--		772		1713		734		1572
08.PAPER AND PAPER BOARD	KG	1448971	4588	2695563	8329	63933	118	1642457	5041
09.GUAR AND GUAR PRODUCTS	KG	1315565	2959	2275315	5054	1879017	4539	4821109	11567
10.CUTLERY	--		6011		12207		6086		13697
11.GOLD	GM								
12.COPPER AND ARTICLES THEREOF	--		4716		8791		9004		24006
13.MACHINERY & TRANSPORT EQUIPMENT (INCL.ENGINEERING ELECTRICAL GOODS)	--		15352		30086		19394		43912
(I) ELECTRIC FANS	NO	92727	1962	199588	4213	128888	2267	321685	6269
(II) TRANSPORT EQUIPMENT	--		2338		2967		586		1393
(III) OTHER ELECTRICAL MACHINERY	--		3576		7134		9589		18887
(IV) MACHINERY SPECIALIZED PARTICULARS INDUSTRIES	--		3149		6083		1280		4181
(V) AUTO PARTS	--		1110		2579		1383		2485
(VI) OTHER MACHINERY	--		3219		7109		4289		10698
14.FOOTWEARS	PAIR	874947	10457	1738303	20339	933786	10216	2340495	25826
(I) LEATHER FOOTWEAR	PAIR	631827	7949	1164601	16955	555563	9413	1334564	23560
(II) CANVAS FOOTWEAR	PAIR	13290	51	33285	94			4910	20
(III) OTHER FOOTWEAR	PAIR	229830	2457	540417	3291	378223	803	1001021	2246
15.LEATHER MANUFACTURES(EXCL. LEATHER FOOTWEARS)	--		42855		92644		42461		104057
(I) LEATHER GLOVES	DOZ	441123	15256	1115786	32907	448994	12951	960624	32298
(II) APPAREL & CLOTHING	DOZ	82197	26546	161935	57688	65637	28652	182592	69367
(III) OTHER LEATHER MANUFACTURES	KG	80998	1054	155902	2049	51961	857	141470	2392
16.HOUSE-HOLD EQUIPMENT	KG	360151	646	582114	1044	424246	897	843136	1652
17.SPORTS GOODS	--		25071		49390		23817		58690
(I) FOOT BALLS COMPLETE	DOZ	267830	13803	543825	27833	171137	10382	492216	27836
(II) GLOVES (SPORTS)	DOZ	145077	6983	359366	16017	300528	9120	624790	20004
(III) OTHER	--		4285		5540		4315		10850
18.SURGICAL GOODS,MEDICAL INSTRUMENTS AND APPLIANCES	NO	20494066	23967	39732933	54122	13845815	20549	37276440	49103
19.ONYX MANUFACTURED	KG	192569	378	467822	1001	127338	390	427318	1441
20.HANDICRAFTS	--						1163		2400
21.TEXTILE PRODUCT & ARTICLE FOR TECHNICAL USE	KG	24952	147	31874	192	19832	121	40386	242
22.BOOKS AND PRINTED MATTERS	--		359		844		438		922
23.PIG IRON	MT					45	36	45	36
24.PRECIOUS/SEMI-PRECIOUS STONE	GM	319985	178	1127710	426	1174642	695	2324323	1338
25.JEWELLERY	--		601		1054		201		1223
26.ARTICLES OF PLASTIC	KG	2512738	7509	3978332	11735	2907203	7379	4924063	11573
27.FURNITURE	NO	14403	392	46543	733	15105	503	42263	1157
28.PARTS OF FOOTWEAR	--		13		23		357		389
D.OTHERS	--		167569		312921		252916		446672

10.5 Exports by Selected Commodities in Rupees

(In Thousand Rupees)

GROUPS/COMMODITIES	UNIT	AUGUST, 2015		CUML, FROM JUL, 2015		AUGUST, 2014		CUML, FROM JUL., 2014	
		QUANTITY	VALUE	QUANTITY	VALUE	QUANTITY	VALUE	QUANTITY	VALUE
GRAND TOTAL			187222445		348755927		190351247		380107761
A.PRIMARY COMMODITIES			27568830		48137804		26863326		49382953
01.RICE	MT	226652	12432155	393765	21705772	166686	10462055	348084	22830343
(I) RICE BASMATI	MT	42195	4566301	73805	8280610	30110	3721179	66833	8517168
(II) RICE OTHER VARIETIES	MT	184457	7865854	319960	13425163	136576	6740876	281251	14313174
02.FISH AND FISH PREPARATIONS	KG	6055100	1543737	13328901	3332457	6690655	1976315	15012441	4067882
03.FRUILTS & VEGETABLES INCL.JUICES	KG	113870353	4644008	180295632	7756603	73883101	3505878	140225268	6623203
(I) FRUILTS	KG	27055455	2182484	49035825	4003601	46009683	2525317	80080897	4536892
(II) VEGETABLES	KG	84505448	2211459	127809980	3383373	24666153	743136	54920362	1634831
(III) FRUIT & VEGETABLE JUICES	KG	2309450	250065	3449827	369629	3207265	237425	5224009	451480
04.WHEAT	MT								
05.WHEAT FLOUR	MT	121355	3939167	180167	5856017	50387	2244382	81975	3828168
06.SPICES(INCL. CHILLIES)	KG	1359414	515094	2343263	938635	646251	277146	1754304	710998
07.OIL SEEDS, NUTS AND KERNELS	KG	632279	88011	1080346	150701	203836	35666	1079328	195953
08.LEGUMINOUS VEGETABLE	KG								
09.FLOWERS	KG			29532	6102	8475	1828	67593	15171
10.RAW HIDES AND SKINS	KG	31920	12689	31920	12689				
11.RAW WOOL AND ANIMAL HAIR	KG	572072	88663	1005819	162204	563135	73861	1517020	202246
(I) RAW WOOL	KG	85373	17102	367090	62962	101835	15355	298261	44403
(II) ANIMAL HAIR	KG	486699	71561	638729	99242	461300	58506	1218759	157844
12.CRUDE ANIMAL MATERIAL	KG	1810789	166018	3241952	376346	1226803	365688	2533110	761433
13.CRUDE FERTILIZER	MT	2310	24442	4345	48062	1195	8423	2703	21309
14.MOLASSES	KG	14327000	161688	14357000	162044	8007021	105423	27607021	358260
15.RAW COTTON	MT	10819	1780123	14294	2350039	9172	1614960	11023	1944526
16.COTTON WASTE	MT	3615	354502	5554	555811	4246	556651	8385	1075317
17.PETROLEUM CRUDE	MT	30332	1386197	80445	3672565	55850	5058213	59340	5372806
18.MARBLES AND STONES	MT	27412	418861	65700	947958	29820	452274	73286	1143194
19.TOBACCO	KG	41220	13475	354338	103800	314459	124565	536921	232142
(I) UN-MANUFACTURED	KG	26520	9437	319742	91054	311439	123220	514326	220778
(II) MANUFACTURED EXCL.CIGARETTE	KG	14700	4038	34596	12745	3020	1345	22595	11364
20.COKE	MT								
B.TEXTILES MANUFACTURES			109065227		210016200		95862115		207595715
01.COTTON YARN	KG	45367101	14439529	84127623	26603835	54656205	15904235	100062751	29169151
02.COTTON CLOTH	SQM	187978700	20326010	335410695	37489678	160956042	19224833	331431299	40161702
03.ARTICLES OF APPAREL & CLOTHING ACCESSORIES (EXCL. KNITWEARS)	DOZ	2347018	17530157	4944203	35795611	2031301	13484992	5105991	31629844
04.ART SILK AND SYNTHETIC TEXTILES	SQM	29576476	2720965	56824093	5036580	19279091	2560032	44291318	5782896
05.COTTON THREAD	KG	11506	6750	68040	34232	677468	297602	852551	377325
06.TEXTILE FABRICS WOVEN(OTHER THAN COTTON & ARTIFICIAL FABRICS)	--		87722		144996		3531		33801
07.TULE, LACE, EMBROIDERY ETC	--		147435		263569		103300		219143
08.COTTON BAGS/SACKS	MT	610	85514	1131	170886	677	145317	1588	315922
09.TENTS & OTHER CANVAS GOODS	KG	1849252	461448	3651169	939317	3999599	1114819	7101424	1899496
10.BED WEAR	KG	27507418	18342332	52151168	34487078	22970082	15357501	56307407	34977986
11.TOWELS	KG	15000312	7342093	30859658	14169353	10619687	5041665	24568595	11385749
12.TEXTILE MADE UPS (EXCL. TOWELS & BED WEAR)	--		4729551		9347058		4238570		9465280
13.KNITWEARS	DOZ	10043057	21762642	18235238	43746123	7349331	17462651	16814560	40599927
14.WASTE MATERIAL OF TEXTILE FIBRES/FABRICS	KG	3103546	220268	6013949	431215	3151820	178115	6804945	422403
15.YARN OTHER THAN COTTON YARN	KG	1808556	465967	2409185	634026	1266015	415005	2144336	689284
16.KINTTED OR CROCHATED FABRICS	SQM M	127693	396845	2406777	722645	669828	329947	942775	465804
C.OTHER MANUFACTURES			33439999		58668476		42311550		78699958
01.CIGARETTES	ThNO	4844	11394	4971	11697	3002	6040	3002	6040
02.LEATHER	SQM	1410999	3297450	2981856	6465261	1695908	3762161	3479353	7607590
03.CARPETS,RUGS AND TAPESTRIES ETC	SQM	125896	759736	272535	1587226	168012	711010	465592	1710563

Contd.

10.5 Exports by Selected Commodities in Rupees

(In Thousand Rupees)

GROUPS/COMMODITIES	UNIT	AUGUST, 2015		CUML, FROM JUL, 2015		AUGUST, 2014		CUML, FROM JUL., 2014	
		QUANTITY	VALUE	QUANTITY	VALUE	QUANTITY	VALUE	QUANTITY	VALUE
(I) WOOLLEN CARPETS AND RUGS	SQM	105467	704096	240666	1504512	162000	704736	425821	1666742
(II) WOOLLEN CARPET MACHINE MADE	SQM	4396	14633	5018	16225			1402	4576
(III) TAPESTRY CLOTH	SQM								
(IV) CARPETS KNOTTED & OTHER FLOOR COVERING	SQM	16033	41007	26851	66489	6012	6274	38369	39245
04.PETROLEUM PRODUCTS	MT	10904	718307	19179	1312495	125240	12246048	144565	14111961
05.FEEDING STUFF FOR ANIMALS	KG	29837160	490334	64125621	916931	26596228	512868	63607565	1199590
06.CHEMICALS AND PHARMACEUTICAL PRODUCTS	--		13122638		17795912		10150304		18349877
(I) PLASTIC MATERIALS	KG	16364198	2153080	27951447	3584869	13261193	1825239	27390699	3767371
(II) PHARMACAUTICAL PRODUCTS.	KG	866953	1772334	1752418	3699646	755110	1219396	2474526	3008778
(III) FERTILIZER MANUFACTURES	MT								
(IV) OTHER CHEMICAL	--		9197224		10511396		7105669		11573728
07.RUBBER MANUFACTURES	--		79053		174711		73452		156129
08.PAPER AND PAPER BOARD	KG	1448971	469487	2695563	850027	63933	11766	1642457	497508
09.GUAR AND GUAR PRODUCTS	KG	1315565	302822	2275315	515932	1879017	454346	4821109	1147662
10.CUTLERY	--		615113		1245387		609136		1359993
11.GOLD	GM								
12.COPPER AND ARTICLES THEREOF	--		482619		897170		901195		2381228
13.MACHINERY & TRANSPORT EQUIPMENT (INCL.ENGINEERING ELECTRICAL GOODS)	--		1571026		3069793		1941109		4359954
(I) ELECTRIC FANS	NO	92727	200735	199588	429790	128888	226948	321685	621700
(II) TRANSPORT EQUIPMENT	--		239212		303290		58642		138223
(III) OTHER ELECTRICAL MACHINERY	--		365909		727860		959797		1877076
(IV) MACHINERY SPECIALIZED	--		322205		620697		128066		414282
PARTICULARS INDUSTRIES									
(V) AUTO PARTS	--		113588		263044		138407		247138
(VI) OTHER MACHINERY	--		329376		725113		429249		1061534
14.FOOTWEARS	PAIR	874947	1070095	1738303	2075343	933786	1022558	2340495	2562489
(I) LEATHER FOOTWEAR	PAIR	631827	813467	1164601	1729517	555563	942176	1334564	2337835
(II) CANVAS FOOTWEAR	PAIR	13290	5182	33285	9549			4910	1971
(III) OTHER FOOTWEAR	PAIR	229830	251446	540417	336278	378223	80382	1001021	222684
15.LEATHER MANUFACTURES(EXCL. LEATHER FOOTWEARS)	--		4385628		9450148		4249883		10326655
(I) LEATHER GLOVES	DOZ	441123	1561190	1115786	3356692	448994	1296298	960624	3204927
(II) APPAREL & CLOTHING	DOZ	82197	2716571	161935	5884397	65637	2867761	182592	6884485
(III) OTHER LEATHER MANUFACTURES	KG	80998	107867	155902	209059	51961	85823	141470	237244
16.HOUSE-HOLD EQUIPMENT	KG	360151	66073	582114	106611	424246	89779	843136	164251
17.SPORTS GOODS	--		2565682		5039429		2383875		5824190
(I) FOOT BALLS COMPLETE	DOZ	267830	1412553	543825	2839627	171137	1039133	492216	2761014
(II) GLOVES (SPORTS)	DOZ	145077	714624	359366	1633585	300528	912848	624790	1986545
(III) OTHER	--		438505		566218		431894		1076630
18.SURGICAL GOODS,MEDICAL INSTRUMENTS AND APPLIANCES	NO	20494066	2452648	39732933	5520074	13845815	2056715	37276440	4873761
19.ONYX MANUFACTURED	KG	192569	38668	467822	102088	127338	39065	427318	142691
20.HANDICRAFTS	--						116371		238468
21.TEXTILE PRODUCT & ARTICLE FOR TECHNICAL USE	KG	24952	15039	31874	19644	19832	12064	40386	24082
22.BOOKS AND PRINTED MATTERS	--		36698		86055		43819		91603
23.PIG IRON	MT					45	3620	45	3620
24.PRECIOUS/SEMI-PRECIOUS STONE	GM	319985	18173	1127710	43433	1174642	69536	2324323	132975
25.JEWELLERY	--		61457		107623		20152		120923
26.ARTICLES OF PLASTIC	KG	2512738	768447	3978332	1198338	2907203	738602	4924063	1152368
27.FURNITURE	NO	14403	40074	46543	74770	15105	50325	42263	114858
28.PARTS OF FOOTWEAR	--		1339		2378		35751		38929
D.OTHERS	--		17148388		31933447		25314256		44429136

10.6 Imports by Selected Commodities in Dollars

(In Thousand Dollar)

GROUPS/COMMODITIES	UNIT	AUGUST, 2015		CUML, FROM JUL, 2015		AUGUST, 2014		CUML, FROM JUL, 2014	
		QUANTITY	VALUE	QUANTITY	VALUE	QUANTITY	VALUE	QUANTITY	VALUE
GRAND TOTAL			3802045		7149674		4691166		7931471
A. FOOD GROUP			304595		546407		288000		519795
1.MILK AND CREAM	KG	4927195	15069	9843402	30145	4559676	10784	10960951	28582
2.WHEAT UNMILLED	MT	--	--	--	--	44712	13005	44712	13005
3.PULSES	KG	72689653	45690	147995532	87523	51305454	32402	97500932	60603
4.DRY FRUITS	KG	6942578	8197	18894788	20309	11211771	7040	27716442	16744
5.SUGAR REFINED	MT	1354	690	2818	1531	754	473	1225	768
6.TEA	KG	14312472	44634	26384942	81705	13188189	27403	24049206	50556
7.SPICES	KG	10586246	10054	21971820	21726	8991090	6884	19358613	15734
8.MILK FOOD FOR BABIES,INFT.,INVLD	KG	876254	6847	1518223	11992	758701	5663	1434950	11246
9.BEVERAGES	LTR	1381857	670	2633474	1348	1212829	930	2051116	1511
10.PALM OIL	KG	256208408	169983	416227204	276415	198168877	167950	339456588	299763
11.SOYABEAN OIL	KG	1805000	2760	9280251	13713	15827550	15466	21853399	21283
B. MACHINERY GROUP			838924		1553984		896896		1545819
1.POWER GENERATING MACH.	--		128773		222503		87941		158524
2.AGRICULTURE MACHINERY&IMPLEMENTS	--		7304		14915		10265		17815
3.CONSTRUCTION & MINING MACHINERY	--		40984		65013		35965		66540
4.TEXTILE MACHINERY	--		37729		72427		37143		79020
5.METAL WORKING MACHINERY	--		6184		10217		4656		11652
6.GEN INDUSTRIAL MACH & EQU/PARTS NS	--		139914		239590		105878		195287
7.OFFICE MACH.INCL.DATA PROS. EQUIP	--		25536		43403		62179		101112
8.TELECOM & SOUND RECORDING EQUIP	--		114945		193222		153802		279220
9.ELECTRICAL MACHINERY & APPARATUS	--		87392		247106		107034		194206
10.ROAD MOTOR VEHICLES	--		144843		269048		127029		204152
11.RAILWAY VEHICLES	--		13378		14773		15252		55185
12.AIRCRAFTS,SHIPS AND BOATS	--		59222		106770		107767		111223
13.OTHER MACHINERY	--		32720		54996		41986		71883
C. PETROLEUM GROUP			955347		1723338		1606376		2518969
1.CRUDE PETROLEUM	MT	597726	408433	915726	628217	717730	651506	969813	881484
2.PETROLEUM PRODUCTS	MT	914690	538516	1680088	1002038	1297384	953318	2203933	1634547
3.GAS NATURAL & MANUFACTURED	--		8398		93083		1552		2939
D. TEXTILE GROUP			120980		239999		136203		260466
1.SYNTHETIC AND REGENERATED FIBRE	KG	27463254	53630	55592089	108534	33407257	59189	56936341	102638
2.SYNTHETIC & ARTIFICIAL SILK YARN	KG	19764887	45431	37813205	90388	25233210	57043	54249457	118443
3.WORN CLOTHING	KG	38023228	10672	70938628	21251	40395156	11435	72376880	20846
4.ARTICLES OF APPAREL & CLOTHING	--		7962		12702		6407		12791
5.BAGS & SACKS OF TEX. MATERIALS	MT	739	968	1402	1796	541	652	1012	1439
6.JUTE	MT	3754	2317	8700	5329	2910	1477	8145	4309
E. AGRICULTURE/OTH. CHEMICAL GROUP			571063		1204183		695148		1233133
1.ORGANIC CHEMICALS	--		139607		312501		168915		317881
2.INORGANIC CHEMICALS	--		39247		89104		53957		96011
3.DYEING TANNING & COLOUR MATERIAL	KG	11435524	31723	22816512	65404	11784676	40029	22568949	74198
4.MEDICINAL PRODUCTS	KG	1316701	60953	2612809	121198	2403200	89863	3707853	140235
5.ESSENTIAL OIL, PERFUMES TOILT ETC	KG	9170841	26102	18119545	52857	8425236	25498	15145741	45097

Contd.

10.6 Imports by Selected Commodities in Dollars

(In Thousand Dollar)

GROUPS/COMMODITIES	UNIT	AUGUST, 2015		CUML, FROM JUL, 2015		AUGUST, 2014		CUML, FROM JUL, 2014	
		QUANTITY	VALUE	QUANTITY	VALUE	QUANTITY	VALUE	QUANTITY	VALUE
6.FERTILIZER MANUFACTURED	MT	114126	55505	299176	141742	140164	64662	228293	105411
7.PLASTIC MATERIALS	KG	90693626	158366	166904750	295598	103902414	182770	183986421	330260
8.INSECTICIDES	KG	1790928	14653	4301998	34511	2401879	13285	4224820	23395
9.OTHER.CHEMICAL PRODUCTS	--		44907		91266		56169		100644
F. METAL GROUP			336993		583452		292512		525470
1.IRON ORES AND CONCENTRATES	MT	--	--	9500	1399	7561	1285	7561	1285
2.IRON AND STEEL SCRAP	MT	290232	83328	502640	161108	256180	90466	462811	161845
3.NON FERROUS BASE METAL WASTE & SCR	MT	11166	6044	23477	13764	13415	6484	24617	12600
4.IRON AND STEEL	MT	297035	199685	440523	305844	175633	144445	323226	256873
5.ALUMINIUM WROUGHT & WORKED	--		13791		26146		10755		20556
6.MANUFACTURES OF METAL NES	--		34146		75191		39077		72311
G. MISCELLANEOUS ITEMS			394692		766607		530353		830688
1.FEEDING STUFF FOR ANIMALS	KG	101828553	47036	205141318	105155	94796128	52767	197813822	106919
2.HIDES,SKINS AND FURSKINS RAW	KG	561518	2429	1354011	5743	1431936	6294	2442191	10868
3.OIL SEEDS & OLEAGINOUS FRUITS	KG	66094547	47377	103439736	80777	274428012	155773	281911329	161013
4.RUBBER CRUDE INCL.SYNTH/RECLAIME	D KG	7944135	15446	15035487	28113	11900398	15171	20884475	24965
5.WOOD & CORK	--		8277		16411		9125		16248
6.PULP AND WASTE PAPER	KG	17096997	8714	37815545	19372	22551624	11032	50521267	25668
7.FERTILIZER CRUDE	MT	17724	7448	27910	11877	268	119	1445	577
8.CRUDE ANIMAL&VEGETABLE MATERIALS	KG	7694653	16502	14827305	29379	7376258	14939	13943561	23960
9.COAL, COKE & BRIQUETTES	MT	541372	57060	957914	99793	324541	35766	668840	76551
10.ANIMAL OILS AND FATS	KG	2255445	1393	5706659	3480	1992957	1935	3457365	3220
11.ANIMAL/VEG, FAT OIL WAX ETC NES	KG	1172304	1449	2185125	2761	1278046	1600	2340191	2905
12.RUBBER TYRES & TUBES	NO	428210	31149	931859	62960	503647	32829	857522	53803
13.CORK/WOOD MFG.(EXCL FURNITURE)	KG	9968816	6931	16972145	12275	9368694	5167	15400756	9031
14.PAPER&PAPER BOARD & MANF. THEREOF	KG	39096160	42084	78433886	84317	44479971	42140	83810219	80146
15.CEMENT	MT	7510	1515	9045	1875	5244	1373	7857	2118
16.PREFABRICATED BUILDG,SANITRY,PLG	--		8995		16458		6569		11678
17.FOOTWEAR	PAIR	2244288	12224	3319047	17546	1278358	6084	2935951	13918
18.PROFESSIONAL,SCIENTFIC & CONTROL	--		38713		87220		41493		71156
19.PHOTO EQPT, OPTICAL GOODS N.E.S.	--		5703		11874		4437		10816
20.PRINTED MATTERS	--		4360		7603		45384		49246
21.ARTICLES N.E.S. OF PLASTICS	KG	1729527	9038	3791160	19337	2803680	9969	5936093	20208
22.BABY CARRIAGES, TOYS GAMES ETC.	--		5414		10894		4861		11885
23.OFFICE STATIONERY SUPPLY N.E.S	--		2792		4661		2700		4617
24.JEWELLERY OFGOLD/SILVERSMITH WEAR	--		1095		2474		832		2267
25.MUSICAL INSTRUMENTS AND PARTS	--		7877		18162		13675		28252
26.ARTICLES & MFG. OF CAVING ETC.	--		983		1723		6956		7292
27.GOLD.NON-MENETART NOT ORE/CONCEN	GM	68001	2691	115393	4367	31220	1362	31220	1362
ALL OTHER ITEMS	--		279451		531704		245679		497131

10.7 Imports by Selected Commodities in Rupees

(In Thousand Rupees)

GROUPS/COMMODITIES	UNIT	AUGUST, 2015		CUML, FROM JUL, 2015		AUGUST, 2014		CUML, FROM JUL, 2014	
		QUANTITY	VALUE	QUANTITY	VALUE	QUANTITY	VALUE	QUANTITY	VALUE
GRAND TOTAL			389086498		729605317		469537491		789207624
A. FOOD GROUP			31171037		55768056		28825814		51693450
1.MILK AND CREAM	KG	4927195	1542108	9843402	3075619	4559676	1079347	10960951	2835231
2.WHEAT UNMILLED	MT	--	--	--	--	44712	1301713	44712	1301713
3.PULSES	KG	72689653	4675716	147995532	8930984	51305454	3243120	97500932	6025230
4.DRY FRUITS	KG	6942578	838894	18894788	2070842	11211771	704601	27716442	1661931
5.SUGAR REFINED	MT	1354	70648	2818	156156	754	47326	1225	76418
6.TEA	KG	14312472	4567676	26384942	8338509	13188189	2742712	24049206	5026923
7.SPICES	KG	10586246	1028921	21971820	2216132	8991090	689025	19358613	1562155
8.MILK FOOD FOR BABIES,INFT.,INVLD	KG	876254	700737	1518223	1224092	758701	566856	1434950	1117602
9.BEVERAGES	LTR	1381857	68580	2633474	137547	1212829	93087	2051116	150364
10.PALM OIL	KG	256208408	17395348	416227204	28221600	198168877	16810054	339456588	29813978
11.SOYABEAN OIL	KG	1805000	282410	9280251	1396575	15827550	1547972	21853399	2121903
B. MACHINERY GROUP			85852225		158587751		89770042		153789190
1.POWER GENERATING MACH.	--		13178142		22712310		8802013		15765301
2.AGRICULTURE MACHINERY&IMPLEMENTS	--		747469		1521671		1027396		1772265
3.CONSTRUCTION & MINING MACHINERY	--		4194095		6638360		3599687		6616055
4.TEXTILE MACHINERY	--		3861023		7390463		3717598		7848981
5.METAL WORKING MACHINERY	--		632866		1043039		465992		1156246
6.GEN INDUSTRIAL MACH & EQU/PARTS NS	--		14318253		24457271		10597285		19417884
7.OFFICE MACH.INCL.DATA PROS. EQUIP	--		2613232		4430669		6223475		10064422
8.TELECOM & SOUND RECORDING EQUIP	--		11763040		19725321		15393986		27766983
9.ELECTRICAL MACHINERY & APPARATUS	--		8943384		25189409		10712973		19312927
10.ROAD MOTOR VEHICLES	--		14822717		27456834		12714306		20322835
11.RAILWAY VEHICLES	--		1369013		1510916		1526552		5466132
12.AIRCRAFTS,SHIPS AND BOATS	--		6060545		10897151		10786362		11127308
13.OTHER MACHINERY	--		3348446		5614339		4202416		7151851
C. PETROLEUM GROUP			97766530		175886116		160781706		250812891
1.CRUDE PETROLEUM	MT	597726	41797483	915726	64153752	717730	65209049	969813	87897315
2.PETROLEUM PRODUCTS	MT	914690	55109660	1680088	102258851	1297384	95417329	2203933	162623445
3.GAS NATURAL & MANUFACTURED	--		859387		9473513		155328		292130
D. TEXTILE GROUP			12380639		24487157		13632472		25891595
1.SYNTHETIC AND REGENERATED FIBRE	KG	27463254	5488260	55592089	11073065	33407257	5924219	56936341	10210593
2.SYNTHETIC & ARTIFICIAL SILK YARN	KG	19764887	4649231	37813205	9222190	25233210	5709388	54249457	11766804
3.WORN CLOTHING	KG	38023228	1092166	70938628	2168177	40395156	1144539	72376880	2072943
4.ARTICLES OF APPAREL & CLOTHING	--		814766		1296900		641300		1271078
5.BAGS & SACKS OF TEX. MATERIALS	MT	739	99097	1402	183321	541	65217	1012	142909
6.JUTE	MT	3754	237119	8700	543505	2910	147809	8145	427269
E. AGRICULTURE/OTH. CHEMICAL GROUP			58440331		122840915		69577174		122651662
1.ORGANIC CHEMICALS	--		14286799		31873553		16906646		31602805
2.INORGANIC CHEMICALS	--		4016357		9087847		5400576		9549380
3.DYEING TANNING & COLOUR MATERIAL	KG	11435524	3246442	22816512	6672462	11784676	4006532	22568949	7377388
4.MEDICINAL PRODUCTS	KG	1316701	6237714	2612809	12365782	2403200	8994383	3707853	13963799
5.ESSENTIAL OIL, PERFUMES TOILT ETC	KG	9170841	2671186	18119545	5392725	8425236	2552069	15145741	4485654

Contd.

10.7 Imports by Selected Commodities in Rupees

(In Thousand Rupees)

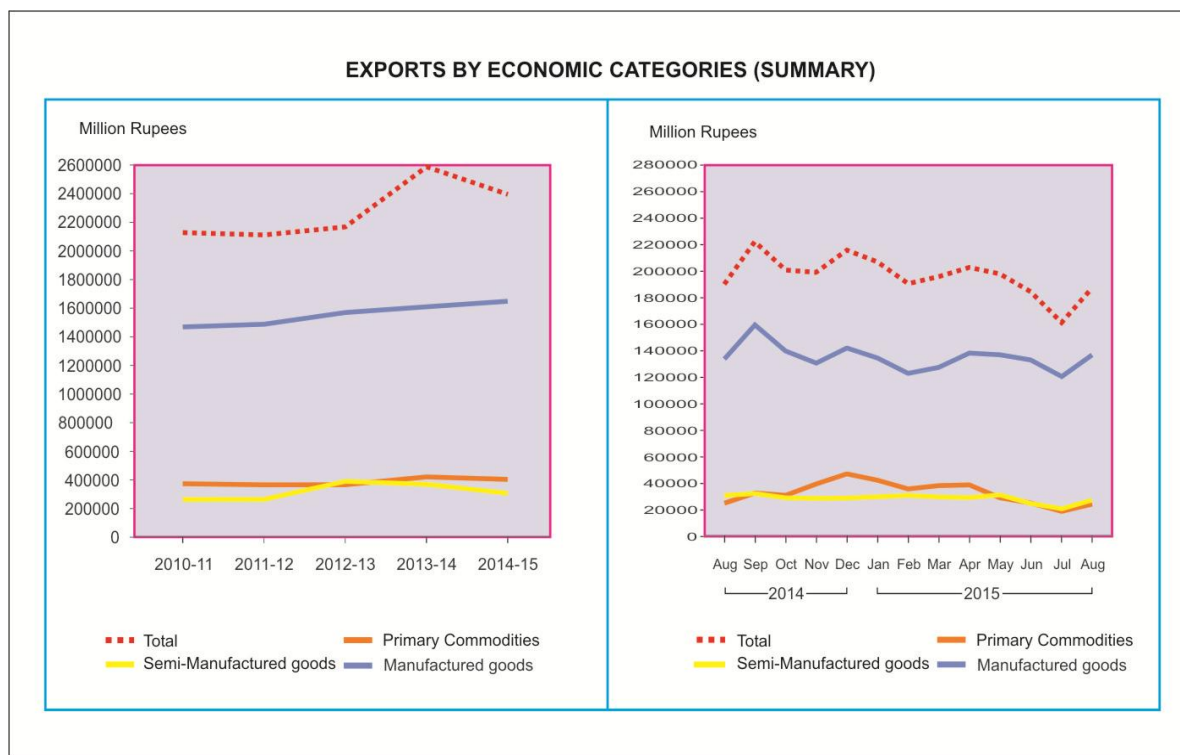
GROUPS/COMMODITIES	UNIT	AUGUST, 2015		CUML, FROM JUL, 2015		AUGUST, 2014		CUML, FROM JUL, 2014	
		QUANTITY	VALUE	QUANTITY	VALUE	QUANTITY	VALUE	QUANTITY	VALUE
6.FERTILIZER MANUFACTURED	MT	114126	5680156	299176	14452103	140164	6471969	228293	10492065
7.PLASTIC MATERIALS	KG	90693626	16206568	166904750	30165764	103902414	18293375	183986421	32843901
8.INSECTICIDES	KG	1790928	1499557	4301998	3519520	2401879	1329705	4224820	2327099
9.OTHER.CHEMICAL PRODUCTS	--		4595551		9311160		5621918		10009571
F. METAL GROUP			34486583		59556171		29277438		52259724
1.IRON ORES AND CONCENTRATES	MT	--	--	9500	142300	7561	128630	7561	128630
2.IRON AND STEEL SCRAP	MT	290232	8527469	502640	16439169	256180	9054689	462811	16096515
3.NON FERROUS BASE METAL WASTE & SCR	MT	11166	618479	23477	1403776	13415	648949	24617	1252342
4.IRON AND STEEL	MT	297035	20435031	440523	31233421	175633	14457499	323226	25548999
5.ALUMINIUM WROUGHT & WORKED	--		1411269		2668041		1076475		2043382
6.MANUFACTURES OF METAL NES	--		3494334		7669465		3911195		7189856
G. MISCELLANEOUS ITEMS			40391230		78222183		53082860		82712232
1.FEEDING STUFF FOR ANIMALS	KG	101828553	4813508	205141318	10725262	94796128	5281431	197813822	10623731
2.HIDES,SKINS AND FURSKINS RAW	KG	561518	248532	1354011	585719	1431936	629982	2442191	1081228
3.OIL SEEDS & OLEAGINOUS FRUITS	KG	66094547	4848327	103439736	8245833	274428012	15591276	281911329	16108199
4.RUBBER CRUDE INCL.SYNTH/RECLAIMED	KG	7944135	1580722	15035487	2869147	11900398	1518483	20884475	2484680
5.WOOD & CORK	--		846994		1674440		913302		1616079
6.PULP AND WASTE PAPER	KG	17096997	891741	37815545	1975844	22551624	1104239	50521267	2548085
7.FERTILIZER CRUDE	MT	17724	762155	27910	1212666	268	11876	1445	57082
8.CRUDE ANIMAL&VEGETABLE MATERIALS	KG	7694653	1688711	14827305	2998549	7376258	1495234	13943561	2385157
9.COAL, COKE & BRIQUETTES	MT	541372	5839303	957914	10186029	324541	3579817	668840	7603443
10.ANIMAL OILS AND FATS	KG	2255445	142505	5706659	354867	1992957	193667	3457365	320461
11.ANIMAL/VEG, FAT OIL WAX ETC NES	KG	1172304	148274	2185125	281759	1278046	160100	2340191	288880
12.RUBBER TYRES & TUBES	NO	428210	3187662	931859	6423482	503647	3285886	857522	5354984
13.CORK/WOOD MFG.(EXCL FURNITURE)	KG	9968816	709322	16972145	1252898	9368694	517180	15400756	898382
14.PAPER&PAPER BOARD & MANF. THEREOF	KG	39096160	4306733	78433886	8602676	44479971	4217801	83810219	7967237
15.CEMENT	MT	7510	155033	9045	191612	5244	137422	7857	210972
16.PREFABRICATED BUILDGS,SANITRY,PLG	--		920475		1679632		657528		1161547
17.FOOTWEAR	PAIR	2244288	1250944	3319047	1792278	1278358	608930	2935951	1381777
18.PROFESSIONAL,SCIENTFIC & CONTROL	--		3961741		8895893		4153065		7079367
19.PHOTO EQPT, OPTICAL GOODS N.E.S.	--		583574		1211318		444101		1073430
20.PRINTED MATTERS	--		446213		776035		4542470		4923500
21.ARTICLES N.E.S. OF PLASTICS	KG	1729527	924966	3791160	1972530	2803680	997757	5936093	2007930
22.BABY CARRIAGES, TOYS GAMES ETC.	--		554049		1111471		486537		1179457
23.OFFICE STATIONERY SUPPLY N.E.S	--		285747		475860		270281		459334
24.JEWELLERY OFGOLD/SILVERSMITH WEAR	--		112014		252293		83286		224807
25.MUSICAL INSTRUMENTS AND PARTS	--		806058		1852313		1368722		2806787
26.ARTICLES & MFG. OF CAVING ETC.	--		100557		175864		696200		729407
27.GOLD.NON-MENETART NOT ORE/CONCEN	GM	68001	275370	115393	445911	31220	136290	31220	136290
ALL OTHER ITEMS	--		28597924		54256966		24589985		49396880

10.8 Exports by Economic Categories (Summary)

(Million Rupees)

Year/Month	Total	Primary commodities	Semi-manufactured goods	Manufactured goods
2010-11	2,120,846.7	377,535.7	274,500.4	1,468,810.5
2011-12	2,110,605.5	362,404.4	261,151.3	1,486,369.7
2012-13	2,366,477.8	364,127.0	391,151.3	1,611,199.5
2013-14	2,583,463.2	420,496.3	369,066.1	1,793,900.8
2014-15	2,397,513.0	402,750.3	352,073.7	1,642,689.0
2014 Aug	190,351.2	25,366.2	31,020.3	133,964.7
Sep	222,613.8	32,069.5	31,648.4	158,895.9
Oct	200,455.8	31,489.4	29,556.4	139,410.0
Nov	199,310.3	39,304.5	29,094.2	130,911.6
Dec	216,620.3	44,901.3	29,297.3	142,421.7
2015 Jan	207,163.2	42,507.6	29,961.1	134,694.5
Feb	190,530.2	36,179.6	30,942.2	123,408.4
Mar	196,002.1	38,158.8	29,923.2	127,920.1
Apr	202,250.6	34,804.2	29,374.1	138,072.3
May	198,389.8	29,647.5	31,785.8	136,956.5
Jun	184,069.2	25,831.2	24,752.2	133,485.8
Jul	161,533.5	19,864.4	21,302.2	120,366.9
Aug	187,222.4	24,057.3	26,800.4	136,364.7

Note: Total may not tally due to rounding of figures.



10.9 Export by Economic Categories (Details)

(In Thousand Rupees)

COMMODITIES	AUGUST, 2015	CUML. FROM JULY, 2015	AUGUST, 2014	CUML. FROM JULY, 2014
GRAND TOTAL	187,222,445	348,755,927	190,351,247	380,107,761
A. PRIMARY COMMODITIES:	24,057,305	43,921,703	25,366,180	47,856,559
RAW COTTON (INCLUDING LINTER & WASTE)	1,893,737	2,527,745	1,894,519	2,274,910
RAW WOOL (INCLUDING ANIMAL HAIR)	88,663	162,204	73,861	202,246
FISH	1,443,754	3,214,998	1,951,704	3,938,926
RICE	12,432,155	21,705,772	10,462,055	22,830,343
HIDES & SKINS (INCLUDING FUR SKINS)	52,229	74,233	33,764	82,342
FRUITS & VEGETABLES	3,413,570	6,250,930	2,791,439	5,428,140
SPICES	515,094	938,635	277,146	710,998
TOBACCO UN-MANUFACTURED	9,437	91,054	123,220	220,778
OTHER PRIMARY COMMODITIES	4,208,665	8,956,132	7,758,472	12,167,876
B. SEMI-MANUFACTURES:	26,800,422	48,102,630	31,020,273	55,739,101
COTTON YARN	14,439,529	26,603,835	15,904,235	29,169,151
LEATHER	3,297,450	6,465,261	3,762,161	7,607,590
MOLASSES	161,688	162,044	105,423	358,260
OIL CAKES	77,397	127,452	203,913	506,763
AGAR, AGAR DUST & WOOD				
HENNA LEAVES & POWDER	14,794	33,535	2,764,619	2,792,776
OTHER SEMI MANUFACTURES	8,809,564	14,710,504	8,279,923	15,304,560
C. MANUFACTURED GOODS:	136,364,717	256,731,594	133,964,794	276,512,101
COTTON THREAD	6,750	34,232	297,602	377,325
COTTON FABRICS WOVEN	20,225,119	37,326,493	19,188,401	39,995,607
TEXTILE FABRICS (OTHER THAN COTTON FABRICS)	2,849,497	5,245,016	2,626,462	5,923,507
WOOLLEN CARPETS	701,134	1,489,831	697,936	1,620,992
TAPESTRIES			30	2,607
MANUFACTURE OF LEATHER	5,072,298	11,033,846	5,141,019	12,265,997
FOOTWEAR	1,070,095	2,075,343	1,022,558	2,562,489
SPORTS GOODS (EXCLUDING INDOOR GAMES)	1,602,782	3,170,888	1,180,950	3,122,792
TOBACCO MANUFACTURED	15,432	24,442	7,385	17,405
MEDICAL INSTRUMENT N.E.S.	96,079	305,801	171,707	359,278
FRUIT & VEGETABLE PREPARATIONS	1,196,183	1,471,175	713,663	1,112,822
FISH PREPARATIONS	99,983	117,460	24,611	128,955
CEREAL PREPARATIONS	355,724	677,751	401,308	854,414
GUAR PRODUCTS	302,822	515,932	454,346	1,147,662
FLOUR & MEAL OF OIL SEEDS	1,401	2,090	1,431	3,942
FISH MEAL & MEAT MEAL	8,196	42,037	2,096	27,442
PETROLEUM PRODUCTS	718,307	1,312,495	12,246,048	14,111,961
CHEMICAL & CHEMICAL PREPARATIONS	13,135,417	17,794,590	10,224,138	18,508,825
MACHINERY & TRANSPORT EQUIPMENT	1,580,013	3,080,648	1,946,318	4,374,355
ARTICLES OF APPAREL AND CLOTHING				
ACCESSORIES (INCLUDING HOSIERY)	39,304,531	79,561,342	30,949,305	72,239,843
OTHER MANUFACTURED GOODS	48,022,955	91,450,182	46,667,478	97,753,880

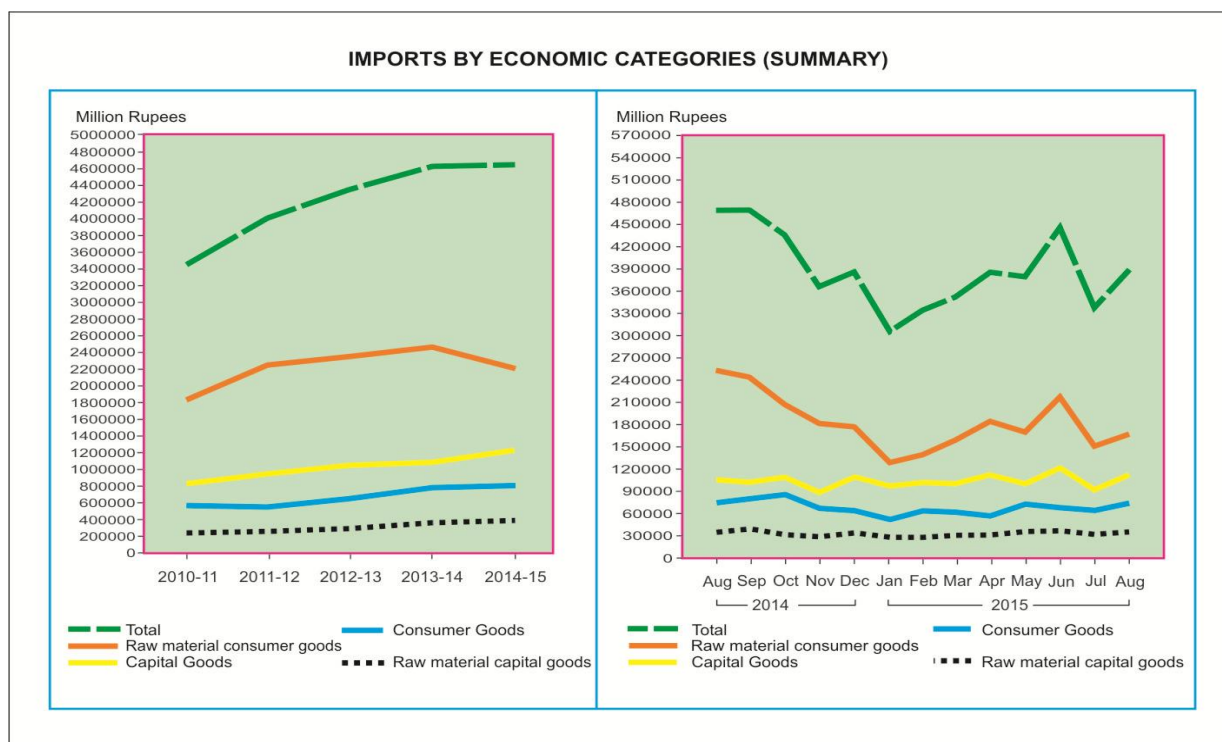
10.10 Imports by Economic Categories (Summary)

(Million rupees)

Year/Month	Total	Consumer goods	Raw material		Capital goods
			Consumer goods	Capital goods	
2010-11	3,455,285.6	560,512.2	1,826,243.4	239,525.0	829,005.0
2011-12	4,009,093.0	552,018.1	2,251,624.0	261,940.8	943,510.1
2012-13	4,349,879.5	652,553.3	2,353,818.1	293,733.6	1,049,774.5
2013-14	4,630,520.8	780,192.2	2,462,189.2	306,810.4	1,081,329.0
2014-15	4,644,151.6	807,979.7	2,214,663.6	388,166.9	1,233,341.4
2014 Aug	469,537.5	75,373.3	253,760.6	34,750.0	105,653.6
2014 Sep	464,876.3	79,875.0	244,592.8	38,047.2	102,361.3
2014 Oct	435,657.9	86,593.1	207,506.0	32,235.1	109,323.7
2014 Nov	366,214.9	66,887.8	181,086.1	29,320.7	88,920.3
2014 Dec	386,514.6	64,740.0	177,187.2	34,759.6	109,827.8
2015 Jan	306,222.9	51,715.6	128,819.2	28,296.1	97,392.0
2015 Feb	334,335.3	63,702.9	140,026.1	28,070.5	102,535.8
2015 Mar	352,412.9	62,348.7	159,074.3	30,471.8	100,518.1
2015 Apr	385,075.9	56,900.1	184,175.3	31,386.6	112,613.9
2015 May	379,073.8	72,550.3	170,345.5	35,781.9	100,396.1
2015 Jun	444,559.6	68,607.5	217,018.5	37,253.7	121,679.9
2015 Jul	340,518.8	64,216.7	150,777.4	32,847.5	92,677.2
2015 Aug	389,086.5	74,078.9	167,630.7	35,079.2	112,297.7

Note: Total may not tally due to rounding of figures.

* Provisional



10.11 Imports by Economic Categories (Detail)

(In Thousand Rupees)

ITEMS	AUGUST, 2015	FROM JULY, 2015	AUGUST, 2014	FROM JULY, 2014
GRAND TOTAL	389086498	729605317	469537491***	789207624
1. CONSUMER GOODS TOTAL	74078894	138295625	75373306*	134058652
010190 OTHER LIVE ANIMALS				6771
010511 FOWLS OF SPECIES WT UPTO 185G	66366	89605	51395	70987
010599 OTH LIVE POULTRY	1488	263924	47439	139603
020130 MEAT OF BOV ANIM F/CH BON LESS	45	57		
020220 OTH CUTS WITH BONE IN,BOV FROZ	711	1104	7048	7687
020230 MEAT BOV ANIMAL FROZE BONELESS	8227	30409	17812	63107
020430 CARCASSES OF LAMB,FROZEN				12
020610 EDIBLE OFFAL OF BOV ANIMAL F/C	25361	45486	16556	38682
020622 LIVERS OF BOV ANIMALS FROZEN	4442	6717	2685	5269
020713 CUTS&OFFAL OF FOWL FR/CHILL	4482	4482		
020727 CUT & OFFAL OF TURKEY,FROZEN				686
020745 OTH DUCK MEAT FROZEN			1955	1955
021099 OTH EDI FLOUR/MEAL OF MEAT/OFL		1488		
030111 ORNAMENTAL FISH	2495	4719	2018	3725
030119 OTHER ORNAMENTAL FISH		168		
030199 OTHER LIVE FISH	150	397	212	358
030229 O.FLAT FISH,EX.LIVER&ROES.F/CH		72	37	65
030242 ANCHOVIES EX.LIVER/ROES FR/CHL		630		
030259 O.FISH BREG FAMILIES E.LIV F/C	225	225		
030319 O.SALMONIDAE FROZ,EX.LIVER&ROE				25
030339 OTH FLAT FISH,EXCL LIVERS FROZ	95265	128212	65834	99540
030363 COD FISH EXCL LVR/ROES FROZEN				23
030459 OTH FILLETS OF OTH FISH.FR/CHI	867	867		
030487 FROZEN FILLETS/MEAT OF TUNAS	65	65	58	160
030489 FROZEN FILLET/MEAT OF OTH FISH			15	15
030499 OT FISH FILET/MEAT FRE/CH/FROZ	402	4251	19358	32256
030520 LIVERS&ROES,DRIED,SMOKED,SALT				10
030611 ROCK LOBSTER&SEA CRAWFISH FROZ		30		35
030614 CRABS FROZEN FIT FOR HUMAN CON				16
030616 COLD WATER SHRIMPS&PRAWNS FROZ		1229	414	414
030890 OTHER AQUATIC INVERTEBRATES				10
040110 MILK&CREAM OF A FAT UPTO 1%	41378	71398		34
040120 MILK & CREAM OF A FAT 1% TO 6%		1860		
040150 MILK & CREAM.FAT-EXCEEDING-10%		713		534
040210 MILK&CREAM IN POWDER FAT 1.5%	1303831	2529702	841976	2407146
040221 MILK&CREAM IN POWDER>1.5% FAT	22005	31621	11567	34512
040229 OTH,MILK&CREAM IN POWDER>1.5%	41254	92093	2101	3557
040291 OTH MILK/CREAM NOT SOLID/SWEET	7922	10039	800	8324
040299 OTH MILK/CREAM SOLID,SWEETEND	9413	33733	16762	45739
040310 YOGURT	2257	3220	355	1928
040390 BUTTER MILK,CURDLED MILK/CREAM	1576	2692	30	50
040410 WHEY AND MODIFIED WHEY CON SUG	102405	230220	193833	305297
040490 OTH PRODUCT CONSIST NATUR MILK	6054	64316	7129	21243
040510 BUTTER	2921	5831	3085	14063
040590 OTH FATS&OIL DERIVED FR MILK	68	68	40	53
040610 FRESH CHEESE INCL WHEY,CURD	25675	64099	11296	31646
040620 GRATED OR POWDER CHEESE				90
040630 PROCESSED CHEESE NOT GRATED	26836	51967	37615	69212
040690 OTHER CHEESE		968		
040711 FERTILIZED EGGS FOR INCUBATION				366
040719 FERTILIZED EGGS OF OTHER BIRDS		31612		52798

Contd.

10.11 Imports by Economic Categories (Detail)

(In Thousand Rupees)

ITEMS	AUGUST, 2015	FROM JULY, 2015	AUGUST, 2014	FROM JULY, 2014
040729 OTH FRESH EGGS OF OTHER BIRDS	111	111		
040790 OTH BIRD EGG IN SHELL FR/COKED				25
040811 EGG YOLKS,DRIED		709	1113	1113
040891 OTH BIRDS,EGG,NOT IN SHELL DRY	10519	10519		
040900 NATURAL HONEY	7817	12726	7410	14696
070190 POTATOES,FRESH OR CHILLED	958	958	1016664	3892869
070200 TOMATOES,FRESH OR CHILLED	1040771	1041223	93254	99370
070310 ONIONS AND SHALLOTS	201020	221804	129204	166750
070320 GARLIC	796361	1320852	710031	885636
070390 LEEK,OTH ALLIACEOUS VEGETABLES	261	261	21486	21486
070410 CAULIFLOWERS & HEADED BROCCOLI	168	249	423	592
070490 OTH;EDIBLE BRASSICAS,FRESH/CHI	15	15	700	7831
070511 CABBAGE LETTUCE(H-LETUC)SALAD	322	479	652	1507
070519 OTHER; LETTUCE	125	1293	233	233
070610 CARROTS AND TURNIPS	184	235	83	115
070690 OTH SALAD.BEETROOT,RADISH ETC	163	357	142	256
070700 CUCUMBERS&GHERKINS,FRESH/CHL	5980	9533	185	185
070810 PEAS FRESH OR CHILLED	68	112	50	4070
070820 BEANS (SAME),FRESH OR CHILLED			11	143
070920 ASPARAGUS,FRESH OR CHILLED	47	103	60	91
070930 AUBERGINES FRESH OR CHILLED	125	125	1	1
070951 MUSHROOMS,FRESH OR CHILLED	289	529	308	442
070959 OTH MUSHROOMS&TRUFFL FRESH/CH	90	90		
070960 FRUIT OF GENUS CAPSICUM F/CHLL	620	934	619	2163
070999 OTH VEGETABLES FRESH/CHILLED	298	476	134	3676
071022 BEANS FROZEN		120		
071029 OTH LEGUMINOUS VEGETABLES FROZ			95	95
071040 SWEET CORN, FROZEN	389	389	442	445
071080 OTHER VEGETABLES,FROZEN			125	173
071090 MIXTURE OF VEGETABLES,FROZEN	411	411	107	261
071120 OLIVES PROVISIONALLY PRESERVED		1		
071159 OTH MUSHROOMS & TRUFFLES	30	30	34	34
071220 ONION; WHOLE DRIED,CUT	3380	12967	8608	19758
071231 MUSHROOM GENUS AGARICUS DRIED	935	935	921	1807
071239 OTH TRUFFLE DRYCUT WHOLE SLIC	172	9850	4748	4748
071290 OTH VEGETABLE MIXTURE DRIED	28430	44723	15131	18301
071310 PEAS DRIED SHELLED	2914544	5598088	787411	2011923
071320 CHICK PEAS DRIED SHELLED	75768	276290	259221	422226
071331 BEANS OF SPECIES VIGNA MUNGO	43270	57384		1741
071333 KIDNEY BEANS,INCL WHITE BENAS	592360	865480	580810	895921
071339 OTHER BEANS	3896	13137	7938	17369
071340 LENTILES	502497	1390722	1218296	1834575
071350 BROAD BEANS & HORSE BEAN	5128	5128		
071390 OTH DRIED LEGUMINOUS VEGETABLE	538252	724756	389442	841476
080111 DESICCATED, COCONUTS	106614	212027	68923	165946
080119 OTHER COCONUTS	30327	45880	48034	60394
080132 CASHEW NUT SHELLED	18553	32895	8302	13392
080211 ALMOND IN SHELL	30164	67647	68584	123086
080212 ALMOND,SHELLED (GIRI).	277049	488305		16518
080221 HAZEL NUTS,IN SHELL		5		
080231 WALNUTS IN SHELL(AKHROTE)		2911		
080232 WAL NUTS SHELLED(AKHROTE)		283		
080242 CHESTNUTS SHELLED	762	762		
080251 PISTACHIO IN SHELL	16581	21742	2558	6434
080252 PISTACHIO SHELLED	5278	6972		

Contd.

10.11 Imports by Economic Categories (Detail)

(In Thousand Rupees)

ITEMS	AUGUST, 2015	FROM JULY, 2015	AUGUST, 2014	FROM JULY, 2014
080280 ARECA(BETAL NUTS)	434856	1378336	586961	1370895
080290 OTHER EDIBLE NUTS	141	141		148
080310 PLANTAINS,FRESH OR DRIED	275	275	531	7660
080390 OTHER BANANS FRESH OR DRIED	85	85	8731	72387
080410 DATES	651	15672	9650	12069
080420 FIGS	1021	1021	640	660
080430 PINEAPPLES	34	251	60	143
080450 GUAVAS,MANGOES,MANGOSTEN F/DRY		1753	403	1195
080510 ORANGES	1551	3172	4422	6707
080540 GRAPEFRUIT,INCLUDING POMELOS	110	181		437
080550 LEMONS AND LIMES		219		77
080590 OTH CITRUS FRUITS FRESH/DRIED.	466	466		
080610 GRAPES, FRESH	1246392	1718231	465404	809252
080620 GRAPES, DRIED	14293	25340	1592	1592
080711 WATERMELONS	99928	308372	71340	181547
080719 OTHER MELONS	267041	282569		1325
080810 APPLE, FRESH	1137	24344		17767
080830 PEARS FRESH	1876	1912	612	652
080910 APRICORTS;FRESH(KHUBANI)	101540	692927	240314	628300
080921 SOUR CHERRIES; FRESH			17	17
080940 PLUMS AND SLOES		163		
081010 STRAWBERRIES,FRESH				
081050 KIWIFRUIT, FRESH	37	59		26
081090 OTHER FRESH FRUITS	806	951	606	777
081110 STRAWBERRIES,FROZEN				91
081120 RASBERRY,BL.BERRY MULBERRY FRZ			3160	3284
081190 OTHER FRUITS AND NUTS,FROZEN		781		
081210 CHERRIES PROVISIONLY PRESERV	770	770		
081290 OTH FRUIT/NUTS PRESERVED PROVI			18	18
081310 APRICOTS DRIED	8707	8707	82	179
081320 PRUNES DRIED	4448	4448	63	63
081330 APPLES DRIED	1046	1046	5190	5190
081340 OTHER DRIED FRUITS	25589	29834	21367	43455
081350 MIXTURE OF NUTS,DRIED FRUITS	45	91		270
090121 COFFEE,ROAST,NOT DECAFFEINATED	2431	2694		1288
090122 COFFEE ROASTED,DECAFFEINATED			22	22
090190 OTH COFFEE HUSKS/SKIN/COFE SUB	4479	11398	5031	5469
090210 GREEN TEA PACK < 3 KG	1942	3845	132	814
090220 OTHER GREEN TEA(NOT FERMENTED)	81420	148643	59221	137436
090230 BLACK TEA & PARTLY FERMENT TEA	299	1853	876	876
090240 OTH BLACK TEA,OTH PARTLY F.TEA	4484015	8184168	2682484	4887797
090300 MATE	10	10		44
090411 PEPPER,NEITHER CRUSH NOR GROND	273094	586383	125699	331550
090421 FRUIT OF GENUS CAPSICUM DRIED	10019	71525	14777	95181
090422 FRUIT OF GENUS CRUCHED/GROUND	1450	2994	466	8244
090611 CINNAMON NOT CRUSHED OR GROUND	1490	3276	634	1185
090619 OTHER CINNAMON	74586	131267	63004	109406
090710 CLOVES NEITHER CRUSHED/GROUND	22112	32041	5827	16585
090811 NUTMEG NEITHER CRUSHED/GROUND	12438	14429	5838	12255
090812 NUTMEG CRUSHED & GROUND			151	151
090821 MACE NEITHER CRUSHED/GROUND		12189	11353	16231
090831 CARDAMOMS NITHER CRUSHED/GRO	44226	113948	41319	65128
090921 SEEDS-CORIANDER NITHER CRU/GRO	68238	120962	25913	49980
090922 SEEDS-CORIANDER CRUSHED/GROUND			1220	1698
090931 SEEDS OF CUMIN (WHITE ZEERA)	51583	91366	54922	112615

Contd.

10.11 Imports by Economic Categories (Detail)

(In Thousand Rupees)

ITEMS	AUGUST, 2015	FROM JULY, 2015	AUGUST, 2014	FROM JULY, 2014
090932 SEEDS CUMIN.CRUSH/GRO(W.ZEERA)		249	269	806
090961 CARAWAY,ANISE,FENL,JUNI.N-CR/G	5279	12146	19804	28005
091011 GINGER NEITHE CRUSHED/GROUND	447258	984532	305015	691899
091012 GINGER. CRUSHED OR GROUND	706	706	628	940
091030 TURMERIC (CURCUMA)	2068	4884	11598	18888
091091 MIXTU OF PROD H-09.04 TO 09.10	13806	30972		
091099 OTHER SPICES	566	2266	588	1407
100119 DURUM WHEAT			1301713	1301713
100390 OTHER BARLEY	34720	62316	41	41
100490 OTHER OATS	264900	456360	58529	87087
100510 SEED, MAIZE	47632	258047	56053	953227
100590 OTHER MAIZE (CORN)	20126	29316	867	1954
100610 RICE IN HUSK (PADDY OR ROUGH)	3304	18292		4084
100630 SEMI/WHOLLY MILLED RICE/POLIS	1023	4112	1437	6496
100640 BROKEN RICE	1172	1195	404	692
100710 SEED GRAIN SORGHUM(JAWAR)			1839	1839
100790 OTHER GRAIN SORGHUM(JAWAR)	10889	10889	1580	1580
100821 MILLET (BAJRA)	28357	38809		1851
100829 OTHER MILLET (BAJRA)	103614	177500	2034	13811
100830 CANARY SEED	1135	4981	1757	2655
110100 WHEAT OR MESLIN FLOUR	92	2178	13469	39428
110220 MAIZE (CORN) FLOUR	508	508		50
110290 OTHER CEREAL FLOUR			169	527
110311 GROATS AND MEAL OF WHEAT				1029
110313 GROATS&MEAL OF MAIZE (CORN)	1615	3441	2232	2232
110412 ROLLED OR FLAKED, OATS.		3	53	135
110419 ROLLED/FLAKED GRAIN/OTH CEREAL				43
110422 OTHER WORKED GRAIN OF OATS	4872	5932	4078	7481
110423 OTH WORK GRAIN OF MAIZE (CORN)		1326	29	29
110429 OTH WORK GRAIN OF OTH CEREALS			1128	1128
110510 FLOUR,MEAL&POWDER OF POTATOES	28387	58819	41520	76436
110520 FLAKE,GRANULE/PELLETS POTATOES		2115		1359
110620 FLOUR,MEAL POWDER OF SAGO/ROOT			34	34
121120 GINSENG ROOTS	338	338		339
121299 OTHER FRUIT STONE&KERNELS/VEG			107	212
121300 CEREAL STRAW & HUSKS,IN PELLET	40376	88727	121978	180011
121410 LUCERNE (ALFALFA) MEAL&PELLETS				3910
121490 OTH SWEDES,MANGOLDS,FODDER,HEY			82	82
130120 GUM ARABIC	1240	40450	2308	2578
160210 HOMOGENISED PREP MEAT/EDB MEAT				120
160232 OTH PREP/PRESV MEAT OF FOWLS	33574	69090	41351	75043
160239 OTH PREP/PRESV,MEAT OTH POLTRY	14739	14772	6112	12067
160250 OTH PREP/PRES MEAT BOVIN ANIML	6454	6531	5886	6171
160300 EXTRACT/JUICE OF MEAT,FISH ETC	30	794		
160411 SALMON,FISH,WHOLE/PIE NOT MICE		19		36
160413 SARDINE,BRISL/SPRAT W/P N-MINC		6		27
160414 TUNAS,SKIPJACK,BONITO,WHOLE/PC	95	323	76	227
160419 OTH FISH,WHOLE/PIECE NOT MINCE	1201	2578	1056	2336
160420 OTH FISH PREPARED PRESERVED	886	1346	517	1015
160510 CRAB,PREPARED OR PRESERVED.			82	143
160529 OTH SHRIMPS&PRAWN PREPARED/PRE		130		
160540 OTH CRUSTACEANS,PREP/PRESERVED		150		
170112 BEET SUGAR RAW NOT CONT FLAVOR	1037	1257	32	76
170114 OTH CANE SUGAR RAW.N-CON FL/CO		21		
170191 O.CANE/BEET SUGAR CON.FLAV/COL	263	556		

Contd.

10.11 Imports by Economic Categories (Detail)

(In Thousand Rupees)

ITEMS	AUGUST, 2015	FROM JULY, 2015	AUGUST, 2014	FROM JULY, 2014
170199 OTH CANE/BEET SUGAR PURE SUC	70398	155614	47326	76418
170211 LACTOSE & LACTOSE SYRUP WT 99%	74631	144623	92106	180048
170219 OTH,LACTOSE AND LACTOSE SYRUP			7978	9369
170230 GLUS SYP, DRY STAT FRVCT <20%	75962	143610	45098	124574
170240 GLUCOSE/GLUCOSE SYRUP<20% FRUC				682
170250 CHEMICALLY PURE FRUCTOSE	46	222		
170260 OTH FRUCTOS SYP,50% WT OF FRAC			141	141
170290 OTH SUGAR INCL INVERT SUGAR	9369	95241	104766	157163
170410 CHEWING GUM,WH/NOT SUGA COATED	7850	16545	12102	24747
170490 OTH SUGAR CONFECT NOT CON COCA	63653	128428	55279	111555
180310 COCOA PASTE,NOT DEFATTED(LICOR	29226	29226	38978	77130
180400 COCOA,BUTTER,FAT AND OIL	49296	49296	90998	168970
180500 COCOA POWDER,NOT CON ADDED SUG	84988	146522	92730	140173
180610 COCOA POWDER,CON ADDED SUGAR	37	1924		53
180620 OTH PREPA WT2KG,PAS,BLOCK SLAB	45306	47155	114123	223452
180631 OTH FOOD PREP COCOA BARS FILD	39384	49802	15753	29266
180632 OTH FOOD PREP COC BAR NOT FILD	1719	2332	2291	4194
180690 OTH,FOOD PREP CONT COCOA LIQUD	13335	27121	19866	39303
190110 FOOD PREP FOR INFANT USE	700737	1224092	566856	1117602
190120 MIXES&DOUGHS FOR PREP BAKER	11270	21460	6891	13231
190190 OTH FOOD PREP OF FLOUR,MEAL	224965	450333	196592	369659
190211 UNCOOK PASTA,NUT STUFD CON EGG	32	32	53	114
190219 OTHER,UNCOOKED PASTA.	1889	7024	2611	5541
190220 STUFFED PASTA,WHETH/NOT COOKED	903	903		
190230 OTHER PASTA	568	4722	5496	6798
190240 COUSCOUS WHETER OR NOT PREPARE		12		
190300 TAPIOCA&SUBSTI PRE FRM STARCH	3704	9786	13682	20232
190410 PREP FOOD,SWLL/ROAS OF CEREALS	13490	48248	10183	19203
190420 PREP FOOD UNROAST CEREAL FLAKE	55	106	2946	2946
190490 OTH PREP FOOD OBTAIN BY CEREAL	11060	46372	22596	39228
190510 CRISPBREAD AND BUNS			80	80
190531 SWEET BISCUITS	11693	14741	4318	6386
190532 WAFFELS AND WAFERS	4863	14057	2166	13802
190540 RUSK,TOASTED BREAD & PRODUCTS	2318	4717	2866	3993
190590 OTHER BACKERY PRODUCTS	26495	49569	46816	62067
200110 CUCUMBER,GHERKINS PREP/PRESERV				23
200190 OTH VEG FRUIT,NUT,PRES VIN/ACE	276	603	1313	3437
200210 TOMATOES,WHOLE/PIECE,PREP/PRSV	45	45	72	92
200290 OTH,TOMATO/PRE/PRS O/TH VINGER	11268	68587	16888	46444
200310 MUSHROOM,PREP/PRSV O/TH VINHER	6665	8415	5354	6922
200390 OTH MUSHROOM&TRUFFLE PREPARED	45	178	310	346
200410 POTATO,PREP/PRSV,O/TH VINGERS	54468	102164	31100	63409
200490 OTH VEG MIX/VEG PREP O/TH VING	953	1705	13833	16638
200510 HOMOGENIZED VEGETABLES		1044	10	273
200520 POTATO PREP O/TH VING NOT FROZ	1556	3383	2159	3416
200540 PEAS PREP O/TH VINGER NOT FROZ	193	1052	885	932
200551 BEAN SHELDPREP O/TH VING N/FZ			320	718
200559 OTH BEAN PREP O/TH VING NOT FZ	2059	3136	190	467
200560 ASPARAGUS,PREP O/TH VING N-FZ	133	133		
200570 OLIVES PREP O/TH VING NOT FROZ	5676	13620	6587	19693
200580 SWEET CORN,PREP/PRESV NOT FROZ	2273	4814	4472	7947
200591 OTH VEGETABLES& MIXTURE OF VEG	85	106	97	118
200599 OTH VEGE PREPARED OR PRESERVED	3568	5873	695	4198
200600 VEG,FRUIT,NUTS,PEEL PRE BY SUG	595	2047	225	656
200710 HOMOGENENISED PREPARATIONS	182	210	28	156

Contd.

10.11 Imports by Economic Categories (Detail)

(In Thousand Rupees)

ITEMS	AUGUST, 2015	FROM JULY, 2015	AUGUST, 2014	FROM JULY, 2014
200799 OTH JAM,FRUIT,JELLY,MARMALADE	5802	10649	1663	7027
200811 GROUND NUTS,PREP/PRESERVED	247	4917	24	67
200819 OTH NUTS/SEED INCL MIXTURES	144	33286	1763	5821
200820 PINEAPPLES,PREPARED/PRESERVED	31335	76734	48747	110727
200830 CITRUS FRUIT,PREPARE/PRESERVED	10287	17230		23431
200840 PEARS,PREPARED OR PRESERVED		31	1229	2007
200850 APRICOTS,PREPARED OR PRESERVED		15		
200860 CHERRIES,PREPARED OR PRESERVED	1128	2142	1995	4856
200870 PEACHES,PRPARED OR PRESERVED		2072	731	12598
200880 STRAWBERRIES,PREPARE/PRESERVED	58	58	815	1896
200897 MIXTURES OF FRUITS,NUTS&PLANTS	36911	78597	37432	92455
200899 OTH FRUITS,NUT/EDIBLE PLANTS	563	4265	3122	6065
200911 ORANGE JUICE,FROZEN		3667	335	3735
200912 ORANGE JUICE,NOT FROZEN	196	310		
200919 OTHER ORANG JUICE	31105	48690	96161	183302
200921 GRAPEFRUIT JUICE,BRIX VAL=20				2
200929 OTHER GRAPE FRUIT,JUICE	22	22	6	25
200939 OTH JUICE OF ANY CITRUS FRUIT		3107	2525	2525
200949 OTHER PINEAPPLE JUICE	9186	25673	9388	25670
200961 GRAPE JUICE INCL GRAPE MUST				448
200969 OTHER GRAPE JUICE	26482	52559	66517	156010
200971 APPLE JUICE ,BRIX VAL=20				1513
200979 OTHER APPLE JUICE	6010	10123	7427	41984
200989 OTHER JUICE OF FRUIT/VEGETABLE	16745	58754	14119	35039
200990 MIXTURES OF JUICES	1871	10654	5791	12511
210111 EXTRACT,ESSENCE/CONC COFEE/PRE	43593	54032	3648	10653
210112 PREP WITH A BASIS OF EXTRA/COF		268	24	402
210120 EXTACT,ESSENCE ETC OF TEA MATE	1976	2073	1487	6860
210210 ACTIVE YEASTS	62204	97540	53788	80875
210220 INACTIVE YEASTS,OTH SINGL CELL		4231		5
210230 PREPARED BAKING POWDERS	5890	6308	2510	5659
210310 SOYA SAUCE	8319	24456	22687	35495
210320 TOMATO KETCHUP/OTH TOMATOSAUCE	8706	21823	3405	7116
210330 MUSTARD FLOUR/MEAL/PREP MUSTAR	1888	3132	504	1251
210390 OTH SAUCES PREP/MIX SEASONING	22782	42936	19931	40129
210410 SOUPS/BROTHS & PREP THEREOF	28	65	49	609
210420 HOMOGENISE COMPOSITE FOOD PREP		199	6	18
210500 ICE CREAM,OTH EDIBLE ICE	4012	4012	4795	6866
210610 PROTEIN CONCENTRATE/TEXT PROTIN	4042	11139	1279	4580
210690 OTH FLAVOURING POWDER/CONCT	407927	730134	472521	773503
220110 MINERAL WATERS/AERATED WATERS	307	4443	1961	4918
220190 OTH,NATURAL/ARTIFICIAL WATERS	2024	2024	1396	1436
220210 WATER,MINERAL/AERATED WATER	52861	89315	65071	106249
220290 OTH WATER/OTH NON ALCOLIC BEVG	12591	39585	17544	29599
220300 BEER MADE FROM MALT	314	429	2071	3058
220410 SPARKLING WINE	141	1409	372	391
220421 OTH WINE OF FRESH GRAPES<2LT			163	163
220429 OTH WINE OF FRESH GRAPES>2LT	145	145		
220820 SPIRIT OBT BY DISTIL GRAPEWINE			1491	1491
220830 WHISKIES	105	105	2059	2071
220840 RUM&OTH SPIRITS DISTILL SUGAR			44	46
220850 GIN AND GENEVA			126	142
220860 VODKA	75	75	471	472
220870 LIQUEURS AND CORDIALS	17	17	128	128
220890 OTH SPIRIT/SPIRITOUS BEVERAGES		1	189	201

Contd.

10.11 Imports by Economic Categories (Detail)

(In Thousand Rupees)

ITEMS	AUGUST, 2015	FROM JULY, 2015	AUGUST, 2014	FROM JULY, 2014
220900 VINEGAR&SUBSTITUTE,ACTIC ACID	2245	3123	994	3595
230110 FLOURS,MEALS,PELLETS,OF MEAT				7
230120 FLOURS,MEALS,PELLETS,OF FISH	41386	43854	6182	12079
230230 BRAN SHARP & RESIDUES OF WHEAT	468	468		
230240 BRAN SHARP RESIDUE OF OTH CERL				854
230250 BRAN SHARP RESIDUE LEGUM PLANT	1599	1599		
230330 BREWING/DISTILLING DREGS/WASTE	24965	30398	24459	24459
230400 OIL-CAKE/OTH S/RESID SOYABEAN	3809173	9085096	4418780	8780068
230641 OIL CAKE/OTH RESID COLZA SEEDS			2745	133065
230649 OIL CAKE/OTH RESID RAPE SEEDS			5970	54645
230650 OIL CAKE/OTH RESIDUES,COCONUT	16	16		721
230660 OIL CAKE/OTH RESIDUE,PALM NUTS	500264	599676	201880	410600
230910 DOG/CAT FOOD,PUTUP RETAILSAL	8431	15388	12105	18332
230990 OTH,PREP USED IN ANIMAL FOOD	386830	860038	487249	1004900
240110 TOBACCO,NOT STEMMED/STRIPPED		13		
240210 CIGAR,CHEROOTS CONTAIN TOBACCO	201	312		
240220 CIGARETTES CONTAINING TOBACCO	19005	54213	4265	23806
240290 CIGAR,CHEROOTS/TOBACCO SUBST			223	229
240391 HOMOGENISE/RECONSTITUTE TOBACO			3153	3153
240399 OTH MANUFACTURED TOBACCO/EXTR	3250	6456	758	1258
271012 LIGHT OILS AND PREPARATIONS	22485082	40282632	25028511	41296456
271019 KEROSENE,INCL KER.TY. JET FUEL	485493	1333241	718120	2039332
293500 SULPHONAMIDES	199990	356356	183829	366372
293621 VITAMIN A ITS DERIVATIVE UNMIX	23271	54196	18253	31231
293622 VITAMIN B1/ITS DERIV UNMIXED	5860	42867	12100	30088
293623 VITAMIN B2/ITS DERIV UNMIXED	11196	42481	13075	29024
293624 D-,DL-PANTOTHENIC ACID(VITB3B5	21920	48036	23298	45807
293625 VITAMIN B6/ITS DERIV UNMIXED	17827	62968	27467	48775
293626 VITAMIN B12/ITS DERIV UNMIXED	26718	77328	39377	68298
293627 VITAMIN C/ITS DERIVATIVE UNMIX	53286	78698	24662	53332
293628 VITAMIN D/ITS DERIVATIVE UNMIX	39053	81506	47900	74967
293629 OTH VITAMIN/ITS DERIV UNMIXED	72940	162650	60018	86693
293690 OTH INTER-MIXTURE PROVITAMINS	35490	58062	2702	12067
293712 INSULINE AND ITS SALTS	16982	16982		55346
293719 OTHER POLYPEPTIDE HARMONES	8305	16731	4934	7757
293721 CORTISONE/HYDRO/PREDNISON ETC	39179	71412	40281	57546
293722 HALOGENATE DERIV ADERNAL HORMN	83688	159219	48125	99845
293723 OESTROGENS AND PROGESTOGENS	68595	195206	80476	219786
293729 OTH,STEROIDAL HARMONES,DERIVAT	8175	47516	60526	73622
293750 PROSTAGLANDINS,THROMBOXANES&DR	11918	16012	4362	8921
293790 OTH HORMONES/ITS DERIVATIVES	55801	95031	34197	76962
293890 OTHER, GLYCOSIDES	60486	96188	18656	32531
293911 CONCENTRATES OF POPPY STRAW	401	5372	2442	90804
293919 OTH ALKALOIDS OF OPIUM/DERVATI	10696	25318	16308	45560
293920 ALKALOID CINCHONA/DRV SALT	1168	2250	1329	1329
293930 CAFFEINE AND ITS SALTS	64551	92634	40235	51729
293949 OTHER,EPHEDRINE AND ITS SALTS	33380	33380	16705	50157
293959 OTH THEOPHYLLINE/AMINOPHLLINE	16310	29878	31453	49225
293969 OTH ALKALOID OF RYE ERGOT/SALT	380	380	32	27917
294000 SUGARD O/T SUCROSE/LACTOSE ETC	42197	84722	85171	121789
294110 PENCILLINE/DERV/ACID/SALT ETC	13940	21850	18922	30368
294120 STREPTROMYCIN/DERIV/SALT THROF	6527	24512	4906	19276
294130 TETRACYCLINE/DERIV/SALT THROF	75236	121288	67453	122227
294140 CHLORAMPHENICAL/DERIV/SALT	27574	38618	10138	18283
294150 ERYTHROMYCIN/DERIV/SALT THROF	144099	316551	149789	337022

Contd.

10.11 Imports by Economic Categories (Detail)

(In Thousand Rupees)

ITEMS	AUGUST, 2015	FROM JULY, 2015	AUGUST, 2014	FROM JULY, 2014
294200 OTHER ORGANIC COMPOUNDS.	16843	48652	2492	18227
300190 OTH GLAND ORGAN,EXTRACT,HAPRIN		182	15	15
300210 ANTISERA/OTH BLOOD FRAC MODIFY	4584	7730	11579	16499
300220 VACCINES FOR HUMAN MEDICINE	1841121	3203693	1201830	1487556
300230 VACCINE VETERINARY MEDICINE	300663	543837	293377	621249
300290 OTH HUMAN/ANIMAL BLOOD,THERAPC	18764	75507	55066	99743
300310 MEDICAMENT PENCILLIN DERV/ACID			12598	27816
300320 MEDICAMENT OTH ANTIBIOTICS	28360	52070	2393	2393
300331 MEDICAMENTS CONTAINING INSULIN		1937		
300339 OTH,MEDICEMENT HARMONE ANTIBTC	50501	135356	39579	111513
300390 OTH MEDICEMENT NES-NOT-R-SALE	62248	164962	16421	89756
300410 MEDICAMENT,PENCILLIN DERV/ACID	17958	18927	58744	65915
300420 MEDICAMENT OTH ANTIBIOTICS	187186	401730	285871	476464
300431 MEDICAMENT INSULIN NOT ANTIBTC	216459	384164	379208	586256
300432 MEDICIMENT ADERN CORTC HARMONE		32703		9023
300439 OTH MEDICIMENTHARMONE NOT ANT	89434	182801	85130	205896
300440 MEDICAMENT ALKALOID DERV ANTI		4425	40385	66335
300450 OTH MEDICAMENT VITAMIN/OTH PRO	4507	39566	84984	144829
300490 OTH MEDICAMENT THERAPEUTIC USE	1650765	3557822	4600524	6499370
300510 SURGICAL TAP IN JAMBO ROLLS	48986	81816	49039	67177
300590 OTH WADDING,GAUZE,BANDAGE ARTI	5541	16507	14658	20253
300610 STERILE SURGICAL CATGUT, ETC	79838	193989	149393	222398
300620 BLOOD-GROUPING REAGENTS	580	580	615	615
300630 OPACIFY X-RAY EXAM DIAGNOSTIC	1202	1478	2975	3009
300640 DENTAL CEMENT/DENTAL FILLING	8365	26817	10063	26208
300650 FIRST AID BOXES AND KITS.	43	147	9	200
300660 CHEMICAL CONTRACEPTIVE HORMONE		8980	11	60949
300670 GEL PREP HUMAN/VETERINARY USE	1668	3562	18621	19510
300691 APPL IDENTIFIABLE, OSTOMY USE	10859	10900		7577
321519 PRINTING INK EXCL. BLACK	144693	351486	117181	221897
321590 OTH WRITING/DRAWING/OTH INK	27077	48622	26350	39999
330112 ESSENTIAL OIL OF ORANGE	6791	34456	2180	4549
330113 ESSENTIAL OIL OF LEMON	542	542	6455	6665
330119 OTH ESSENTIAL OIL/CITRUS FRUIT	4404	116287	19604	38651
330124 ESSENTIAL OIL OF PEPRAMINT	1284	1362	21	2772
330125 ESSENTIAL OIL OF OTHER MINTS	3257	4140	198	3292
330129 OTH ESSENTIAL OIL O/T CIT FRUT	6047	10831	2087	9322
330130 RESINOIDS	71	71	150	270
330190 OTH,CONCENTRATE ESSENT OIL NS	16423	19719	3467	8668
330210 MIXTURE ODORIFEROUS SUBS&MIXT	270562	481665	244156	393781
330290 OTH,MIXTURE,ODORIFEROUS SUBST	320316	758521	335174	665043
330300 PERFUMES AND TOILET WATERS	46558	78990	80886	119010
330410 LIP MAKE-UP PREPARATIONS	14154	27636	11445	29650
330420 EYE MAKE-UP PREPARATIONS	12319	28178	14721	31837
330430 MANICURE/PEDICURE PREPARATIONS	5200	12042	5462	11535
330491 POWDER WHETHER/NOT COMPRESSED	51469	86126	28056	59663
330499 OTH,BEAUTY/MAKE-UP PREPARATION	151382	243318	95383	172716
330510 SHAMPOOS	362622	684977	324723	471676
330520 PREP PERMANENT WAVING/STRAIGHT	8029	15714	5900	11514
330530 HAIR LACQUERS			143	176
330590 OTH PREP USE ON HAIR	65923	131338	83116	142276
330610 DENTIFRICES	24443	59368	23011	33721
330620 YARN,CLEAN TEETH(DENTAL FLOSS)	142	217	441	441
330690 OTH,PREP ORAL/DENTAL HYGIENE	1494	2819	691	731
330710 PRE/AFTER SHAVE PREPARATION	32601	55763	41636	66797

Contd.

10.11 Imports by Economic Categories (Detail)

(In Thousand Rupees)

ITEMS	AUGUST, 2015	FROM JULY, 2015	AUGUST, 2014	FROM JULY, 2014
330720 PERSONEL DEDORANT&ANTIP RSPRNT	59387	110376	46835	93558
330730 PERFUMED BATH SALT/OTH PREP	2437	2437	1505	1505
330741 AGARBATTI/OTH ODORIFEROUS PREP	118	248	241	458
330749 OTH PREP PERFUMING ROOM/RELIGS	25850	46645	18008	44367
330790 OTH,DEPILATORY/PERFUM ETCPREP	2585	6101	2894	5571
340111 SOAP&ORGANIC SURFAC-ACTIV PROD	258629	426484	205124	337369
340119 OTH,SOAP ORG-SURFAC-ACT PROD	14552	23655	23578	39734
340120 SOAP IN OTHER FORMS	60615	129679	90342	160752
340130 ORGANIC SURFACE ACTIVE PRODUCT	40692	66638	20436	41276
340211 ORGANIC SURFACE-ACTIVE AGENT	231505	590940	225051	452356
340212 ORGANIC SURFACE ACTIVE CATIONC	4707	17851	7682	15521
340213 ORG SURFACE ACTIVE NON-IONIC	342082	715545	345637	617245
340219 OTH ORG SURFACE ACTIVE AGENT	13275	35443	10874	39787
340220 ORG SURF PREP PUTUP FOR R-SALE	17568	29003	66933	100814
340490 OTH, ART/PREP WAXES	93621	180019	114734	220193
340510 PO/CREAM FOR FOOTWEAR/LEATHER	13344	21226	22661	32387
340520 POL/CREAM/PREP, WOOD FURNITURE	1257	3109	4085	6803
340530 POL/CREAM/PREP,COACHWORK/METAL	276	2435	1018	5162
340540 SCOURING/PASTE/POWDER/OTH PREP	8	69	48	290
340590 OTH POL/CREAM/PREP,F-WEAR/LETH	6703	14247	9602	20948
350190 OTH CASEINATE DERIV CASEN GLUE	53	883	7024	13433
350211 EGG ALBUMIN DRIED	1556	1556		
360300 SAFETY FUSES DETONATING FUSES	27218	58566	2623	9097
360500 MATCHES O/T PYROTECHNIC	30582	30582		
360610 LIQUID/LIQUEFIE GAS FUEL	1572	2222		
391740 FITING FOR TUBE ETC OF PLASTIC	33489	70863	28260	64009
391810 FLOOR COVERING OF POLYMERS V-C	31041	54612	42901	78266
392190 OTH PLATE,SHEET ETC OF PLASTIC	149124	285695	147035	262265
392210 BATH,SHOWER WASH BASIN OF PLAS	6978	12032	5543	9129
392220 LAVATORY SEAT/COVER OF PLASTIC	1649	3684	2464	3442
392290 OTH FLASH/SIM SANITARY PLASTIC	5925	9346	5688	12097
392310 BOXES,CASES,CRATES PLASTIC	41472	95856	76129	143455
392321 SACK&BAG OF POLYMER OF ETHYL	86599	181686	44303	105478
392329 SACKS & BAG OF OTHER PLASTICS	26957	47949	46157	120990
392330 CARBOYS,BOTTLES,FLASKS ETC	41879	87657	72794	119789
392340 SPOOLS,COPEs,BOBINS ETC PLASTC	22186	41462	36326	51879
392350 STOPPERS,LIDS,CAPS ETC OF PLAS	83401	192738	119218	261116
392390 OTH ARTICLES FOR CONVEYANCE NS	10515	54660	30676	53846
392410 TABLEWARE KITCHENWARE OF PLAST	23650	52892	21442	41271
392490 OTH,HOUSEHOLD/TOILET ARTICLES	18250	34197	16765	40264
392510 RESERVOIRS,TANKS,VATS>300 LTRS	1197	5831	337	337
392520 DOOR,WINDOWS FRAME&H-HOLD PLAS	2585	3058	4566	5992
392530 SHUTTERS,BLINDS&PARTS OF PLAST	57	505	777	1705
392590 OTH,BUILDER-WARE OF PLASTIC,NS	159147	343296	58696	116167
392610 OFFICE/SCHOOL SUPPLY PLASTIC	8073	24031	6097	13327
392620 ARTICLE OF APPAR CLOTHING PLAS	12123	16689	6886	31393
392630 FITTING FOR FURNITUR/COACH PLA	395	774	571	1898
392640 ORANMENTAL ARTICLES OF PLASTIC	41610	78090	41250	97760
400942 TUBE,PIPERUB WITH OTH.METL.FIT	1806	3304	14555	16021
401011 CONVEYOR BELTS WITH METALS	788	817		4682
401012 CONVEYOR BELTS WITH TEX-METACS	40255	72174	27220	66474
401019 OTH CONVEYON BELT OR BELTING	25855	47940	27054	61022
401031 TRANSMISSION BELTS 60-180 CM	21976	52346	18513	33787
401032 TRANSMISSION OTH BELT 60-180 CM	24554	49062	27421	52059
401033 TRANSMISSION BELT 180-240 CM	165	1512	1370	6311

Contd.

10.11 Imports by Economic Categories (Detail)

(In Thousand Rupees)

ITEMS	AUGUST, 2015	FROM JULY, 2015	AUGUST, 2014	FROM JULY, 2014
401034 TRANSMISION BELT OTH 180-240CM	746	1467	911	1589
401035 TRANSMISION SYN.BELT 60-150CM	1447	1878		2724
401036 TRANSMISION SYN.BELT 150-198CM	265	265	128	218
401390 OTHER INNER TUBES,OF RUBBER	3964	13223	9558	14019
401410 SHEATH CONTRACEPTIVES	23786	228800	84805	239687
401490 OTH HYG/PHARMACEUTICAL ARTL	265	5630	151	2288
401511 GLOVES,RUBBER,SURGICAL	53806	80076	38276	73142
401519 OTHER GLOVES,RUBBER	18426	31455	15533	26380
401590 OTH ARTI APPRL/CLOTH ALL PURPS	3660	5012	25464	30818
401610 ARTICLES OF UNHARD CEL VUL RUB	12542	28053	16127	32697
401691 FLOOR COVERING & MATS, RUBBER	1101	3103	2189	4224
401692 ERASERS, RUBBER	25544	41823	19601	42336
401693 GASKETS,WASHERS,SEALS,OF RUBB	113750	270435	108460	224696
401694 BOAT/DOCK FENDERS,OF RUBBERS			4	572
401695 OTH INFLATABLE ARTICLE OF RUBB	7423	10566	621	8348
401699 OTH ARTICAL UNHARD VUL RUBBER	166637	320859	151841	281895
420100 SADDLERY&HARNESS FOR ANIMALS		295		174
420211 TRUNKS,SUITCASE,VANITY-CASES	733	6905	5290	8272
420212 TRUNK,SUITCA,SATC ETC PLAS/TEX	89882	167878	84869	147394
420219 OTH TRUNK,SUITCASE,VANITY-CASE	2706	8473	2090	4035
420221 HANDBAG,COMP/PATENT LEATHER	66480	98241	49429	128374
420222 HANDBAGS,PLASTIC/TAXT MATERIAL	8862	20457	6538	25059
420229 OTH HANDBAGS,WITHOUT HANDLES	35075	92294	20591	45923
420231 ARTI.CARIED.IN POCKET. LEA/COM	6344	9105	2481	5367
420232 ARTIC CARRIED IN POCK TAXT MATE	460	4550	815	1604
420239 OTH,ARTI CARRIED IN HAND/POCKET	8725	19500	1882	5817
420291 OTH CONTAINER O/S OF LEA/COMPS	1123	1700	494	1219
420292 OTH CONTAINER O/S PLAS/TEXTILE	486	2056	2807	5208
420299 OTH CASES VULCANISED FIB/PBOA	1675	3301	550	2629
420310 ARTICLES OF APPAREL			4107	12209
420321 GLOVES,MITTENS & MITTS SPORTS	21	36		829
420329 OTH LEATHER GLOVES	1337	1549	2510	3996
420330 BELTS AND BANDOLIERS	24826	49641	21728	46303
420500 OTH ART LEA/COMP LEA TECHNICAL	1964	2109	1124	1694
430310 ARTI APPAR CLOTH ACCE FURSKIN			289	289
430390 OTHER, ARTICLES OF FURSKINS			247	547
430400 ARTICLE OF FUR&ARTICLE THEREOF	2004	2165	3127	5596
440131 WOOD PELLETS				1192
440139 SAW DUST & WOOD WASTE & SCRAP	729	1559	463	2114
440210 WOOD CHARCOAL OF BAMBOO NOT AG	746	746	537	716
441300 DENSIFIED WOOD,BLOCK,PLATE,ETC	3349	4459	5140	8143
441890 OTH BUILDERS JOINERY/CARP WOOD	55438	107752	35953	68531
441900 TABLEWARE&KITCHENWARE OF WOOD	2305	6158	2688	6873
442010 STATUETTES/OTH ORNAMENT WOOD	31	157	223	223
442090 OTH WOOD MARQUETRY&INLAID WOOD	9015	15927	2629	15983
442110 CLOTHES HANGERS OF WOOD	1014	2661	2657	3182
450490 OTH, ARTICLES AGLOMERATED CORK		27		6
460121 MATS,MATTING&SCREEN OF BAMBOO	94	2546	179	506
460129 OTH MATS,MATTING&SCREN VEG MAT				1
460199 OTH PLATING MATERIAL N.E.S	150	437	444	1300
460211 BASKETWORK&OTH ARTICL OF BAMBO	1185	1185	39	1477
460212 BASKETWORK&OTH ARTIC OF RATTAN	238	238		
460219 BASKETWORK&OTH ART OF VEG MATE	136	308	158	431
481310 CIGRETTE PAPER IN BOOKLET/TUBE			48	48
481490 OTHER WALLPAPER & COVERINGS.	34	34	316	894

Contd.

10.11 Imports by Economic Categories (Detail)

(In Thousand Rupees)

ITEMS	AUGUST, 2015	FROM JULY, 2015	AUGUST, 2014	FROM JULY, 2014
481690 OTHER COYING PAPER, C/T SIZE.	1128	1128	81	2620
481710 ENVELOPES	1873	3270	1936	2724
481720 LETTER CARDS, PLAIN POSTCARDS	67	89	29	29
481730 BOXES, POUCHES, PAPER STATIONERY	174	612	939	2580
481810 TOILET PAPER	20579	29322	10122	11214
481820 HANDKERCHIEFS, TISSUES & TOWELS	12651	17740	10152	15260
481830 TABLE CLOTHS & SERVIETTES	2643	3042	2312	2531
481850 ARTICLES OF APPAREL & CLOTHING	47	139	66	386
481890 OTH ARTI LINEN, P&P GARMET/ASSE	5605	11360	2804	6637
481910 CARTON, BOXE & CASES CORR U PAPE	20170	77184	44590	81879
481920 FOLD/CARTO/BOXE & CASE, NON-CURRU	9246	22252	14635	25829
481930 SACKS & BAGS WITH BASE 40CM/MORE	7	38	8226	8365
481940 OTH SACKS & BAGS, INCLUDING CONES	6602	11250	3643	17311
481950 OTH PACKING CONTAINERS/RE-SLEE	415	3033	557	15447
481960 BOX FILES, LETTER TRAYS, BOX, OFF	3256	7290	5920	13108
482010 REGISTERS, LETTER PADS, DIARIES	8387	16311	5898	11908
482020 EXERCISE BOOKS	101	271	560	960
482030 BINDERS, FOLDERS & FILE COVERS	2260	5020	1206	3826
482040 MANIFOLD BUSINESS FORMS/CARBON	226	345		67
482050 ALBUMS FOR SAMPLES/COLLECTIONS	91	890	205	397
482090 OTH BOOK COVER, BLOTING PAD, NES	29773	54829	4121	4946
482110 P&P. BOARD LABLES PRINTED ALL=K	18271	36861	48193	83888
482190 OTH, P&P/BOARD LABLES NOT PRINT	38393	77600	127284	250478
482210 BOBBINS, SPOOLS, CAPS, PULP.	1839	2786	758	758
482290 OTHER, BOBINS, SPOOL, CAPS ETC. PA	10063	16619	851	10211
482320 FILTER PAPER AND PAPERBOARD	2677	20656	14377	30705
482340 ROLLS, SHEETS AND DIALS, PRINTED	1649	1764	1520	1583
482369 OTH TRAY, DISH, PLATE, CUP, P&BORD	6665	19026	11775	20942
482370 MOULDED/PRESSED ARTICL P-PULP	1041	1041	525	602
482390 OTH, ARTICLES OF PAPER PULP, CEL	18853	34092	27685	50868
490110 PRINTED BOOKS IN SINGLE SHEETS	1745	7378	3406	7115
490191 DICTIONARIES AND ENCYCLOPAEDIA	2154	2367	9318	14594
490199 OTHER, PRINTED BOOKS/BROCHURES	168109	345134	168287	311645
490210 NEWSPAPERS, JOURNAL 4-TIME/WEEK		8	495	1017
490290 OTHER NEWSPAPER, JOURNALS PERIO	5080	8303	6206	10229
490300 CHILDREN DRAWING/COLOUR BOOKS	521	1723	972	1730
490400 MUSIC, PRINTED IN MANUSCRIPT.				
490510 GLOBES	17	36	168	329
490599 OTH MAPS AND HYDROGRAPHIC/W-PA	63	236	203	592
490600 PLANS/DRAWINGS FOR ARCHITECTS	35972	47581	35467	59475
490700 BANKNOTE, CHEQUE, STAMP, BOND ETC	138656	140062	4085925	4086200
490810 TRANSFERS, VITRIFIABLE.	56	333	295	1203
490890 OTH, TRANSFERS (DECALCOMANIAS)	3458	6666	4555	5592
490900 PRINTED/ILLUSTRATED POSTCARDS	5292	9785	5232	9019
491000 CALENDAR OF ANY KIND PRINTED.	71	92	37	41
491110 TRADE ADVERTISING MATERIAL.	13503	22241	13117	25358
491191 PICTURES, DESIGNS & PHOTOGRAPHS	624	798	829	1120
500710 FABRICS OF NOIL SILK				483
500720 OTH FAB CON>80% WT OF SILK	245544	467090	80612	159657
511111 WOVEN FABRICS CARDED WOOL, 85%	4978	5400	36546	36564
511119 OTH WOVEN FABRICS CARDED WOOL	115	444	1842	1842
511190 OTH WOVEN FAB CARDED WOL/HAIR	12934	35068	8820	13424
511211 WOVEN FAB. COMBED WOOL 85%/HAIR	7986	7986	11826	14617
511219 OTH WOVEN FAB COMBED WOOL 85%>	17289	27692	11429	17600
511220 OTH WOVEN FAB.COM.WOLL MIX.MMF		40		179

Contd.

10.11 Imports by Economic Categories (Detail)

(In Thousand Rupees)

ITEMS	AUGUST, 2015	FROM JULY, 2015	AUGUST, 2014	FROM JULY, 2014
511230 OTH WOV.FAB.COM.WOOL MIX.M/MSF	5853	5853	7151	7151
511290 OTH WOV.FAB.CARDE WOOL/FA-HAIR	691	691	351	351
520790 OTHER,COTTON YARN PUT UP SALE	150	302	3678	3678
520811 WOV FAB COT WT<100G/SQM UNBLEA				146
520812 WOV FAB COT WT>100G/SQM UNBLEA	5271	5634	9787	18232
520819 OTHER WOVEN COTTON FAB UN-BLH	41684	60299	141	6567
520823 WOV FAB COT 3/4 THRD TWIL BLEC			345	345
520829 OTH WOVEN FAB OF COTTON BLEACH	316	316	1386	1534
520831 WOV FAB COT WT 100G/SQM DYED				106
520832 WOV FAB COT WT>100G/SQM DYED		1150	1567	43242
520839 OTH COTON WOV FAB<2000/SQM DYE	83	229	316	6202
520841 WOV FAB COT WT 100G/SQM COLOUR			2978	4165
520842 COTON WOV FAB WT>100G/SQM COLO	9410	37051	24570	45756
520843 COTTON WOV FAB 3/4 THREAD TWIL	249	249		814
520849 OTH WOV FAB WT 200G/SQM			186	2440
520851 COTON WOV FAB 100G/SQM PRINTED	44956	103606	47837	120784
520852 COTON WOV FAB>100G/SQM PRINTED	10798	40989	4220	4220
520859 OTH COT WOV FAB 200G/SQM PRINT	3065	3162	9091	9141
520911 WOV FAB COT WT>200G/SQM UNBLAC		922		
520919 OTH COT WOV FAB>200G/SQM UNBLE			1106	1106
520921 COTTON WOV FAB BLEACH>200G/SQM	16050	16050	24142	24142
520929 OTH COT WOV FAB BLE W>200G/SQM		8562	425	470
520931 COTTON WOV FAB DYED>200G/SQM			72	424
520932 COTTON WOV FAB DYED 3-4 THREAD	329	329		585
520939 OTH COT WOV FAB DYED>200G/SQM	6850	10818	28939	32768
520942 COTTON WOV FAB DENIM>200G/SQM	39036	88358	78558	109792
520949 OTH WOV FAB CONT 85% COT/YARN		1851	24	1669
520959 OTH WOV FAB PRINTED>200G/SQM	257	291	16114	21860
521011 COT W-FAB MIX MMF W200G/SQMUNB		212		
521019 OTH W-FAB COT MIX MF200GSQM UB			203	203
521029 OTH W-FAB COT 85%,MMF 200G-BL				30
521039 OTH W-FAD COTMX MF W200G/SQMDY			4538	4538
521041 W-FAB COT MX-MMF 200G/SQM	629	629		949
521049 OTH W-FAB COT MX-MMF W200G/SQM	1745	1745		
521059 OTH W-FAB COT,MMF W 200G PRINT	2875	16192	9269	16995
521112 COT FAB 3-4THREAD MIX>200G UNB	31	31		
521119 OTH W-FABCOT,MF W>200G/SQM UNB	1486	4909	15625	16775
521132 WOV FAB 3-4THREAD MIX>200GDYED				1275
521139 OTH W-FAB COT,MMF W>200G DYED	1012	2421		9232
521142 W-FAB COT DENM,MX MFW>200G/SQM	9729	10478	10761	16641
521149 OTH W-FB COT CLO YRN MMF>200G		511		2804
521159 OTH W-FAB COT,MF,W>200G/SQM PR	265	1420	1054	1054
521211 OTH COT W-FAB UN-BL W 200G/SQM				
521212 OTH COT W-FAB BLECH W 200G/SQM		240		
521213 OTH COT W-FAB DYED W 200G/SQM	409	738	102	189
521223 OTH COT WOV FAB DYED>200G/SQM	5610	5610	167	167
530919 OTH WOV FAB OF FLAX 85%OR MORE	502	502		
540600 M-MADE FILAMENT YARN RETAIL-SL		40		
540710 WOV FAB HI-TENACI YRN NYLON PO	7980	10461	17737	35081
540720 WOV FAB OBTAIN FROM STRIP,LIKE	19183	40501	22800	42224
540741 FAB 85% OR MORE NYLON FILMENT		3993	315	6464
540742 OTH FAB 85% OR MORE DYED	99833	247402	114242	227768
540743 OTH W.FAB NYL FLAMT WT>85% DYE			44	18475
540744 OTH W.FAB FILA DIF COL NYL>85%	661	5678	3488	3585
540751 OTH W.FAB TEXTURED POLY U-BLEA	319693	551045	113360	191451

Contd.

10.11 Imports by Economic Categories (Detail)

(In Thousand Rupees)

ITEMS	AUGUST, 2015	FROM JULY, 2015	AUGUST, 2014	FROM JULY, 2014
540752 OTH W.FAB TEXTUR POLY DYED 85%	619364	931699	396937	854115
540753 OTH W.FAB DIF COL TEXTUR POLYS	598	614	3450	3450
540754 OTH FAB TEXT POLY FIL PRINTED	29151	60659	22370	58456
540761 OTH FAB, NON-TEXT POLY FILAMENT	70476	111993	68972	141146
540769 OTH FAB POLY FIL TEXTILE MAT	13932	38145	21802	42848
540771 OTH WOV FAB SYNTH FIL BL/UN-BL	292	761		
540772 OTH WOV FAB SYNTH FIL DYED 85%	32	400		887
540773 OTH W.FAB DIF COL SYN FILA PRI		2193		1497
540774 OTH WOV FAB SYNTH FIL PRINTED	5227	5227		
540782 OTH WOV FAB MIXED COTTON DYED		3444	17927	27445
540784 OTH FAB SYN TEX SQM MATERUAK	5536	9587	9085	19865
540791 OTH WOV FAB SYN F/L BL/UN-BL				113
540792 OTH WOV FAB SYN F/L NS DYED	135	135	422	857
540793 OTH WOV FAB SYN F/L NES COLOUR			94	317
540794 OTH WOV FAB SYN FIL NES PRINT	8540	15212	8796	40491
540810 W.FAB HIGH TENCITY YRN VIS,RAY				14126
540821 OTH WOV FAB ART. FIL BL/UN-BL	240	389		2172
540822 OTH WOV FAB ART. FIL DYED		179		
540823 OTH WOV FAB DIFFERENT COLOUR	2975	2975		
551219 OTH WOV FAB OF SYN STAPLE FIB		2325	28693	28791
551229 O/W-FEB ACR STA FIB>85%WT ACRY	134	818	548	871
551299 FAB WOV SYN FIB>85%BY WT SYNTH	97	387	231	231
551321 W-FAB SYN STA FIB MX COT DYED			6010	10954
551329 OTH FAB SYN STAP FINRE DYED		26	1558	1558
551331 WOV FAB SYN STAP FIB COLOUR YR		3651	2517	6289
551339 OTH WOV FAB STAP FIB<170G/SQM			299	299
551341 WOV FAB POLY STAP FIB PRINTED	67	67		832
551349 O/W-FAB SYN STAP FIB MIX COTON			251	251
551419 OTH SYN FAB<85% MIX BL/UN-BL	1188	1188		
551422 W-F POLY STAP FIB 3/4THRD DYED	28	33		293
551423 OTH FAB POLY FIB MIX COT DYED			846	846
551429 OTH FAB<85% MIX COT SYN FIB		20		
551430 WOV FAB SYN YARN DIFF COLO DYE			146	146
551441 W-F SYN FIB<85% MIX COT PRINT	91	358	51	51
551443 O/W-FAB POL FIB MIX COT PRINT			634	634
551449 O/W-FAB SYN MIX COT>170G PRINT			1516	3054
551511 O/W.FAB POLYS FIB MX VISCO RAY	8939	16525	3625	14281
551513 O/W FAB POLY FIB MIX WOL/F-HAI	35152	36469	10101	16902
551519 O/W FAB POLY STAP FIB MIX O/FI			3499	3499
551521 O/W FAB ARCYL FIB MIXED O/FIB			1369	1369
551522 O/W FAB ARCYL FIB MIX WOOL			379	1022
551529 O/W FAB ARCYLIC FIB MIX OT/FIB	5057	5974	19762	43317
551599 O/W FAB SYN MIX OTH FIBRE N.S		56		
551611 W-FAB ARTI FIB 85%>BL/UN-BLEA	2850	4255	1119	1119
551612 W-FAB ARTI >85% BY WEIGH,DEYED	474203	915527	191024	670015
551614 W-FAB ARTI FIB>85% WT PRINTED	69872	133003	364346	784000
551621 W-FAB ART FIB<85%WT MM.FILAM				12292
551623 W-FAB ART FIB<85%WT D-COL,MM-F				5497
551624 W-FAB ART FIB<85%WT MM-F PRINT		20		
551632 W-FAB ART FIB<85%WT,WOL/HAI DY	8990	13206		
551642 W-FAB ART FIB<85%WT MX COT DYE				
551644 W-FAB ART FIB<85% WT MIC PRINT	532	1563		
551692 W-FAB ART FIB<85%WT MIX O/F DY	117	117	112	1301
560130 TEXTILE FLOCK,DUST & MILL NEPS	10146	11079	7564	7870
560210 NEEDLELOOM FELT STICH-BOND FIB	4690	12614	11174	33917

Contd.

10.11 Imports by Economic Categories (Detail)

(In Thousand Rupees)

ITEMS	AUGUST, 2015	FROM JULY, 2015	AUGUST, 2014	FROM JULY, 2014
560221 FELTS OF WOOL/HAIR,NOT COATED	3	3	192	839
560229 FELTS OTH TEXT MATE, NOT COATD		2		52
560500 METALLISED YARN,TEXTILE YARN	242254	453981	163774	346370
560900 ARTICLES OF YARN,STRIP ROPE	1159	1235	320	692
570110 CARPT/OTH TEX FLOR COVER KNOTD	53975	91648	23400	31679
570190 CARPETS,KNOT OF OTH TEX MATERL		65	78	108
570210 KECEM,SCHUMACKS,KARAMAE.ETC.	1178	2481	984	1739
570232 CARPET F/COV.P/LONS NOT TEXMAT	182	453		439
570239 CARPETS ECT.AOT.MADE O/TEX MAT	59	62		141
570241 CARPET ETC.P/CONS.WOOL WOV.M/M	10	16	3204	3204
570242 CARPETS OTH.P/CONS.M/M/TEXT.	25482	57054	24651	51456
570292 CARPET ETC. MAN/M TEX MATERIAL	96	96		
570299 OTH CARPETS ETC.MADE O/TEX/MAT		6	281	392
570320 CARPETS/TUFTED OF NYLON/POLYA	23331	27642	17721	35482
570330 CARPETS ETC.TUFT MAN/M TEX MAT	23575	70149	47879	79003
570390 CARPET/TUFT CARS/VEH O-TEX MAT	95	146	308	308
570410 TILES, < 0.3 SQM AREA.				188
570490 OTH CARPETS ETC.FELT N/TUFTED	55576	105072	32215	89095
570500 OTH CARPETS&OTH FLOOR COVERING	37	42	342	727
580122 CUT CORDUROY, OF COTTON	1557	11895		5080
580123 OTH WEFT PILE FAB.OF COTTON.		27		
580126 CHENILLE FABRICS, OF COTTON	65	2036	2497	5836
580127 WARP PILE FABRICS OF COTTON	1133	3404		
580131 UNCUT WEFT PILE FAB.M-MADE FIB	2263	2263		
580133 OTH WEFT PILE FAB.M/MADE FIBRE			54	54
580136 CHENILLE FAB. MAN-MADE FIBRES.	40	177	1440	1440
580190 OTH PILE&CHENILLE FAB.TEX.MAT	31053	43612	22510	32304
580219 OTH TERRY TOWEL/FABRICS,OF COT	25	346	30	2230
580220 TERRY TOWEL/FABRICS, TEX.MAT	13	65	720	840
580410 TULLES AND OTHER NET FABRICS	286	591	821	1960
580421 LACE MACHINE MADE,M-MADE FIBRE		6938	4410	4773
580429 OTH,LACE MACHINE MADE,OTH MAT.	23173	48007	18630	36539
580430 LACE HAND MADE	1808	1909	1731	8819
580610 WOV.PILE FAB.& CHENILLE FABRIC			1006	1515
580620 OTH WOV. FAB. ELASTOMERIC YARN	17433	24865	35910	68011
580631 OTH NARROW WOV FAB, OF COTTON.		104	192	192
580632 OTH NARROW WOV FAB,M/MADE FIB.	35001	66732	69171	133338
580639 OTH,NARROW WOV.FAB,TEX.MAT	1963	4959	25611	59275
580640 OTH FABRICS,WARP W/OUT WEFTASM	228	228		
580710 LABEL,BADGES ETC.TEXTMAT,N/EMB	65104	151257	96264	209727
580790 OTH,LABELS,BADGES&ART.TEX/MAT	43201	73147	135662	243833
580810 BRAIDS IN THE PIECE		711		
580890 OTH,ORNAMENTAL TRIM,TASSEL ETC	3528	7374	6960	11940
580900 WOV FAB.OF METAL TAREAD/YARN.	103	103		55
581010 EMBROIDERY W/OUT VISIBLE GROND			65	65
581091 OTHER EMBROIDERY,OF COTTON			348	348
581092 OTH EMBROIDERY,M-MADE FIBRES				261
590190 OTH TRACING CLOTH,BUCKRAM ETC.	24810	77151	61085	102320
590210 TYRE CORD FAB HIT.YARN NYLPLMD	129172	253147	152301	219700
590220 TYRE CORD FAB H/T YARN POLYSTR	10812	27277	28475	60648
590390 OTH,TEX FAB IMP,LAM, PLASTIC.	99597	230483	65937	114121
590800 TEX WICKS,WOVEN,LAMP,LIGHTERS	13	13		
590900 TEX HOUSE PIPING/TEX TUBING.	11906	21619	11965	19040
591190 OTH, TEX PRODUCTS/ ARTICLES,	33487	60384	21482	55368
600110 LONG PILE, FABRICS	1365	1365	6006	18265

Contd.

10.11 Imports by Economic Categories (Detail)

(In Thousand Rupees)

ITEMS	AUGUST, 2015	FROM JULY, 2015	AUGUST, 2014	FROM JULY, 2014
600121 LOOPED PILE FABRICS,COTTON			77	77
600122 LOOPED PILE FAB,MAN-MADE FIBRE	171	178	7252	18912
600129 LOOPED PILE FAB,OTH TEX MAT.	4300	26712	4498	8528
600192 OTH PILE FAB,KNIT/CROCH,M-MADE	818539	1409130	296259	480712
600199 OTH PILE FAB,KNIT/CROCH,O/TXTM	8864	12098	2727	12480
600240 KNIT CROCH FAB<30CM,ELASTOME5%	3207	10290		
600290 OTH,KNIT/CROC FAB<30CM,ELAST5%		32890	2504	5460
600320 KNIT/CRO COTTON WD !>30CM	134	134		
600330 KNIT/CRO SYN-FIBRE WD !>30CM			3382	3382
600410 KNIT/CRO FAB WD>30CM ELASTYR5%	1237	5297	6376	14064
600490 OTH KNIT/CRO FAB WD>30CM ELAST	60	16042	14341	14729
600522 WRAP KNIT FAB OF COTTON DYED			11	133
600531 WRAP KNIT FAB SYN.FIB UNBL/BLE	13051	47858		189
600532 WRAP KNIT FAB SYN.FIBRE DYED	122226	256750	62427	117963
600533 WRAP KNIT FAB SYN.FIB DIF COLO				2880
600534 WRAP KNIT FAB SYN.FIB PRINTED	15304	19781		1477
600542 WRAP KNIT FAB ART FIB DYED	3077	3641		
600590 WRAP KNIT FAB O/TH H-6001-6004	11632	19345	2403	17198
600610 OTH KNIT/CRO FAB OF WOOL/HAIR			5	94
600623 OTH KNIT/CRO FAB COTON COLOR				10582
600624 OTH KNIT/CRO FAB COTON PRINTED				105
600631 OTH KNIT/CRO FAB SYN.FIB UNB/B	66	424		
600632 OTH KNIT/CRO FAB SYN.FIB DYED	174223	259921	87894	193356
600633 OTH KNIT/CRO FAB SYN.FIB COLOR	687	687		93
600634 OTH KNIT/CRO FAB SYN.FIB PRINT	675	974	8767	16029
600642 OTH KNIT/CRO FAB ART FIB DYED				97
600643 OTH KNIT/CRO FAB ART FIB COLOR	319	319		
600644 OTH KNIT/CRO FAB ART FIB PRINT	1103	1103		
600690 OTH KNITTED CROACHED FABRICS	28840	49228	8712	15878
610120 MEN/BOYS OVERCOAT/SIM ARTICLE	23	23	26	1383
610190 OVERCOAT ETC.MEN OTH TEX KNIT.	745	5470	6540	9656
610210 APPAREL/CLOTH/ACCESSORIES,WOOL	1721	1721		
610220 APPAREL/CLOTH ACCES,OF COTTON,	18	18		
610230 APPAREL/CLOTH ACCES,M-MADE FIB				94
610290 APPAREL/CLOTH OF TEX MATEL,	123	398	504	504
610310 SUITS MEN'S/ BOYS KNITTED/CROC	4850	5285	3418	3750
610322 MEN/BOYS,ENSEMBLE,COTTON,KN/CR			121	121
610329 MEN/BOYS,ENSEMBLE OTH TEX MAT,	1285	1528	33	374
610331 JACKET/BLAZER MEN/BOY,WOOL F/H	248	248		99
610332 JACKET/BLAZER MEN/BOY COT/KNY	80	165		
610333 JACKET/BLAZER MEN/BOYS SYN FIB			3	3
610339 JACKET/BLAZER MEN/BOYS OTH TEX	2458	2463		1173
610342 TROUSERS,ETC.MEN/BOYS COT/KNIT	151	237	187	187
610343 TROUSERS, ETC.MEN/BOYS SYN FIB				41
610349 TROUSERS,ETC.MEN/BOYS TEX MAT	1614	4184	105	796
610419 WOMEN/GIRLS,SUITS OTH TEX MAT	5	5	5	5
610422 WOMEN/GIRLS,ENSUMBLE,COTT/KNIT				37
610423 ENSEMBLES W/GRIL SYN KNIT/CROC	6903	6903		
610429 WOMEN/GIRLS ENSEMBLE,TEX MAT				70
610432 JACKET/BLAZER W/GIRL COT KN/CR	85	141	433	433
610433 JACKE/BLAZER W/GIRL SYN KN/CR	626	626		
610439 JACKE/BLAZ W/GIRL OTH TEX K/CR	3911	6429	3735	3735
610442 DRESSES W/GIRL COTTON KNIT/CRO	404	404	156	694
610443 DRESSES W/GIRL SYN FIB KNIT/CR		76		
610449 DRES W/GIRL OTH TEX MAT KNT/CR	9	9		

Contd.

10.11 Imports by Economic Categories (Detail)

(In Thousand Rupees)

ITEMS	AUGUST, 2015	FROM JULY, 2015	AUGUST, 2014	FROM JULY, 2014
610452 SKIRTS/D-S W/GIRL COT KNIT/CRO		10	115	115
610453 SKIRTS/D-S W/GIRL SYN KNIT/CRO		23		
610459 SKIRTS/D-S W/GIRL OTH TEX K/CR	441	562	302	302
610462 TROUSERS ETC OF COTTON KNI/CRO	76	143	442	442
610463 TROUSERS ETC OF SYN FIB KNITED		24		751
610469 TROUSERS ETC OF OTH TEX MAT KN	445	646	751	1558
610510 MEN/BOYS SHIRTS COTTON KNI/CRO	3089	7369	3354	5792
610520 MEN/BOYS SHIRTS M-MAD FIB K/CR	580	3371	1464	2208
610590 MEN/BOYS SHIRTS O/TEXTILE K/CR	11932	22678	8764	35950
610610 W/GIRL SHIR/BLOUSES COT KN/CRO	2170	3284	1175	2819
610620 W/GIRL SHIR/BLO M/MADE FIB K/C			171	434
610690 W/GIRL SHIR/BLOU OTH TEXMATK/C	2109	3710	109	325
610711 UNDERPANTS ETC M/BOY COT KN/CR	1347	2485	366	2979
610719 UNDERPANT ETC M/BOYS OTH T/MAT		67		36
610721 NIGHTSHIRTS&PYJAMAS OF COTTON	267	267	380	602
610722 NIGHTSHIRTS&PYJAMAS M/MADE FIB			3	3
610729 NIGHTSHIRT/PYJAMAS OTH TEX MAT		5	435	435
610791 BATHROBES ETC OF COTTON M/BOYS	234	234		
610799 BATHROBE ETC OF OTH TEX KN/CRO	289	1318	102	102
610811 WO/GIRL SLIP,PETTICOAT KNIT/CR	414	414		
610821 W/GIRL BRIE/PANTIES COT KN/CR			604	1475
610829 W/GIRL BRIEF/PANTIES OTH T/MAT	24	517	8	307
610831 W/GIRL N-DRESS/PAJAMA COT KN/CR	1246	1249	118	444
610832 W/GIRL N-DRESS/PAYJAMS M/M FIB			41	41
610839 W/GIRL N-DRESS/PAJAMAS TEX MAT	11	40	9	458
610891 BATHROBE W/GRL COTTON KNIT/CRO	211	235		
610892 BATHROBE W/GRL MAN-MADE KN/CRO		58		
610899 BATHROBE W/GRL OTH TEX KNI/CRO	55	484	709	709
610910 T-SHIRT,SINGLETS,VEST COT K/CR	30184	49122	30808	64695
610990 T/SHIRT,OTH TXT KN/CR	38593	48649	14412	31360
611011 JERSEY,PULOVER,CARDIGAN,WOLLEN		255	117	117
611019 OTH JERSEY PULOVER ETC. WOOLEN	187	996		
611020 JERSEY, PULOVER ETC.OF COT K/C	8851	9123	3890	4786
611030 JERSEY, PULOVER M/MADE FIB K/C	17039	23655	20648	40320
611090 JERSEY,ETC. OTH TEXT. MATERIAL	27223	37521	20929	39824
611120 BABY GARMENT OF COTTON KNIT/CR	5613	5723	6692	9170
611130 BABY GARMENT OF SYN FIB KNI/CR	4664	5503	855	2466
611190 BABY GARMENT OF OTH TEX KNI/CR	66367	106032	35240	62675
611211 TRACK SUITS COTTON KNIT/CROCH	69	69		2
611219 TRACK SUITS OTH TEX MAT KNI/CR		378	81	81
611239 MEN/BOYS SWIMWEAR OTH TEX K/CR			42	1230
611241 WOM/GIRL SWIMWEAR SYN FIB K/CR	324	324		
611249 WOM/GIRL SWIMWEAR OTH TEX K/CR	93	93		
611300 GARMENT MADE UP KNIT/CROCH FAB			12	40
611420 OTH GARMENT COTTON KNIT/CROCH	241	557	236	492
611490 OTH GARMENT,OTH TEX MAT KN/CRO	7616	13503	4977	9381
611510 GRADUATE COMPRESS HOSIERY	34496	42153	23323	48816
611521 OTHER PANTY HOSE AND TIGHTS	529	868	251	366
611529 O-PANTY HOSE OTH-TEXTILE MATE	535	1348	15	208
611530 OTH-W-MEN FULL/KNEE LENG HOSIE	15439	16954	586	1702
611595 OTH HOSIERY OF COTTON	1334	1687	1093	1559
611596 OTH HOSIERY OF SYNTHETIC FIBRE		411		
611599 OTH HOSIERY OF OTH TEX MATERIL	550	968	326	791
611610 GLOV,MITTEN,ETC PCAS/RUBER K/C	137	154	811	1003
611692 GLOVE,MITTENS ETC KN/CROC COTT	70	82	107	240

Contd.

10.11 Imports by Economic Categories (Detail)

(In Thousand Rupees)

ITEMS	AUGUST, 2015	FROM JULY, 2015	AUGUST, 2014	FROM JULY, 2014
611693 GLOVE,MITTENS ETC KNIT SYN FIB	129	231	894	894
611699 GLOVE,MITTENS ETC KNIT TEX MAT	2389	2733	1351	2308
611710 SHAWL,SCARVE,MUFFLER,VEILS ETC	25537	36696	2400	6303
611780 OTH MADE UP CLOTHING ACCESRIES	132	229	557	1878
611790 PARTS OF GARMENT OR CLOTH ACSS	426	1050	138	309
620111 MEN/BOYS OVERCOAT WOOL NOTKNIT			74	74
620112 MEN/BOYS OVERCOAT COT NOT KN/C	27	42		21
620113 OVERCOAT MAN-MADE FIB NOT KNIT	195	195		
620119 OVERCOAT SIM ART OTH TEX MATER	716	792	36648	39216
620191 OTH OUTER GARMENT WOOL MEN/BOY	1059	1496		
620192 OTH OUTER GARMENT COT MEN/BOYS			148	452
620193 OTH OUTER GAR M/MADE FIB M/BOY	167	167	574	7018
620199 OTH OUTER GAR OTH TEX MAT M/BY	157	319	969	1257
620212 OVERCOAT ETC W/GRL COT N/KNIT	26	73	46	46
620219 OVERCOAT ETC W/GRL O/TEX N/KNT	135	349	265	365
620292 SKI/JACKET W/GRL COT NOT KNIT			12	12
620293 SKI/JACKET W/GRL M/MADE N/KNIT				10
620299 SKI/JACKET W/GRL TEX MAT N/KNIT	450	682	934	1613
620312 SUIT MEN/BOYS SYN FIB NOT KNIT	36	36		
620319 SUIT MEN/BOYS TEX MAT NOT KNIT	12321	14566	8640	13180
620322 ENSEMBLE MEN/BOY COT NOT KNIT	1824	1838	315	325
620323 ENSEMBLE MEN/BOY SYN FIB N/KNIT	6430	6430	727	727
620329 ENSEMBLE MEN/BOY OTH TEX N/KNIT	37040	38583	6809	7187
620332 JACKET ETC MEN/BOY COT N/KNIT	11	1054	56	687
620333 JACKET ETC MEN/BOY SYN FIB N/K	590	1048	2278	2582
620339 JACKET ETC MEN/BOY OTH TEX N/K	77364	120706	38480	84498
620341 TROUSER,BIB,BRES ETC WOL M/BOY	1544	1814	1094	1783
620342 OTH TROU BIB M/BOY COTT N/KNIT	11029	19339	4703	12425
620343 OTH TROU BIB M/BOY SYN N/KNIT	467	992	1380	1833
620349 OTH TROU BIB M/BOY TEXT N/KNIT	28325	47749	26941	60230
620411 SUIT WOMEN/GRL OF WOOL N/KNIT			2	2
620419 SUIT WOMEN/GRL OF TEX MAT N/K	724	2685	731	1845
620422 ENSEMBLE WOMEN OF COT N/KNIT	9	9		
620423 ENSEMBLE WOMEN OF SYN FIB N/K		54		
620429 ENSEMBLE WOMEN OF TEX FIB N/K	471	1389	19	19
620432 JACKET W/GRL OF COT N/KNIT			34	34
620433 JACKET W/GRL OF SYN FIB N/KNIT	191	200	7430	10145
620439 JACKET W/GRL OF TEX MAT N/KNIT	1506	1601	1568	1657
620442 DRESSES W/GRL COTTON NOT KNIT	5225	9776	1270	3259
620443 DRESSES W/GRL SYN FIB NOT KNIT		10		29
620444 DRESSES W/GRL ART FIB NOT KNIT		2199		
620449 DRESSES W/GRL TEX FIB NOT KNIT	27	82		58
620452 SKIRTS W/GRL COTTON NOT KNIT	160	225	144	282
620453 SKIRTS W/GRL SYN FIB NOT KNIT				2195
620462 TROUSER W/GRL COTTON NOT KNIT	3480	4023	2255	2859
620463 TROUSER W/GRL SYN FIB NOT KNIT	764	1197		
620469 TROUSER W/GRL TEX MAT NOT KNIT	1528	2478	2070	13151
620520 SHIRTS MEN/BOYS OF COT N/KNIT	14837	20468	9354	12475
620530 SHIRTS MEN/BOYS OF M/MAD N/KNIT	340	340		
620590 SHIRTS MEN/BOYS OF TEX MAT N/K	2375	5816	3220	7856
620630 BLOUSES W/GRL COT NOT KNITTED	2793	2920	2394	4290
620640 BLOUSES W/GRL M/MADE NOT KNIT		114	6093	6747
620690 BLOUSES W/GRL TEX MAT NOT KNIT	1431	1687	468	1270
620711 UNEDERPANT ETC MEN/BOY COTTON	43	149	1454	1471
620719 UNDERPANTS ETC MEN TEX MAT NK		18	270	371

Contd.

10.11 Imports by Economic Categories (Detail)

(In Thousand Rupees)

ITEMS	AUGUST, 2015	FROM JULY, 2015	AUGUST, 2014	FROM JULY, 2014
620721 NIGHTSHIRT/PYJAMA MEN COT N/K	42	69		85
620722 NIGHTSHIRT/PYJAMA MEN M/MAD NK		43		
620729 NIGHTSHIRT/PYJAMA MEN T/MAT NK	563	2178	1727	2505
620791 BATHROB ETC MEN COTTON N/KNIT				12
620799 BATHROB ETC MEN TEX MAT N/KNIT	362	430	642	1273
620811 SLIPS/PETTICOAT W/GRL COT N/NK	16	16		
620819 SLIPS/PETTICOAT W/GRL T/MAT NK		137	109	225
620821 NIGHTDRESS/PYJAMA WOMEN COT NK			131	151
620822 NIGHTDRESS/PYJAMA WOMEN M/M NK	98	105		357
620829 NIGHTDRESS/PYJAMA WOMEN T/M NK	1823	2500	1547	2464
620891 BATHROB ETC W/GRL COTTON N/NK	258	607	135	189
620892 BATHROB ETC W/GRL M/MAD FIB NK		162		1911
620899 BATHROB ETC W/GRL TEX MAT N/NK	482	1039	924	2555
620920 BABIES GARMENT ETC COT N/KNIT	3059	3129	341	2828
620930 BABIE GAR&CLOTH SYN FIB N/KNIT	464	464		162
620990 BABIE GAR&CLOTH TEX MAT N/KNIT	9104	28800	17438	57333
621010 GAR MADE UP FAB H-56.02/56.03	3402	4124	148	339
621020 OTH GAR MEN/BOY H-6201-11,19		155	150	150
621040 OTH MEN/BOYS MADE UP FAB		450	409	475
621050 OTH MEN WOMEN/GIRL FAB N/KNIT	48	1481	673	673
621111 SWIMWEAR MEN/BOYS NOT KNITTED		47	9	153
621120 SKI SUITS NOT KNIT/CROCHETED			24	24
621132 OTH GAR MEN/BOYS OF COTTON		622	81	81
621133 OTH GAR MEN/BOYS OF M/MADE FIB				158
621139 OTH GAR MEN/BOYS OF TEX MATERI	654	947	120	1248
621142 OTH GAR WOM/GIRL OF COTTON	454	664	11	487
621143 OTH GAR WOM/GIRL OF M/MADE FIB		17		1130
621149 OTH GAR WOM/GIRL OF TEX MATERI	243	607	490	1164
621210 BRASSIERES	34580	77095	40653	72082
621220 GIRDLES AND PANTY-GIRDLES	3191	4349	662	1141
621290 BRACES,SUSPENDERS,GARTER&PARTS	9251	21966	1237	8656
621320 HANDKERCHIEFS OF COTTON	2152	4803	2635	7011
621390 HANDKERCHIEFS OF OTH TEX MAT	3776	7839	7430	11931
621410 SHAWLS,SCARVES ETC & LIKE SILK			39	39
621420 SHAWLS,SCARVES ETC & LIKE WOOL	8509	8509		645
621430 SHAWL,SCARVE ETC&LIKE SYN FIB	186	1384	21	21
621440 SHAWL,SCARVE ETC&LIKE ART MAT	525	525		
621490 SHAWLS OF OTH TEX MATERIALS	8694	21125	9633	16179
621510 TIES,BOW TIES&CRAVATS OF SILK	253	367	483	573
621520 TIES,BOW TIES&CRAVATS M/M FIB	829	841	209	245
621590 TIES,BOW TIES&CRAVATS TEX MAT	1774	5036	734	1525
621600 GLOVES, MITTENS AND MITTS.	3191	4189	2412	4293
621710 MADE UP CLOTHING ACCESSORIES	3085	11376	9985	28614
630110 ELECTRIC BLANKETS		12	111	132
630120 BLANKET/TRAVEL RUGS OF WOOL/H	18	32	461	674
630130 BLANKET/TRAVEL RUGS OF COTTON		31	54	76
630140 BLANKET/TRAVEL RUGS OF SYN FIB	365338	609754	245329	346766
630190 BLANKET/TRAVEL RUGS OF TEX MAT	1994	2985	10643	25920
630210 BED LINEN,KNITTED/CROCHETED	4336	13841	13441	19863
630221 OTH BED LINEN,PRINTED,N/KNIT				18
630222 OTH BED LINEN,PRINTED M/MADE				24
630229 OTH BED LINEN,PRINTED MILL-MAD	35	66	1365	1365
630231 OTH BED LINEN COTTON N/KNIT/CR	33	88	256	256
630232 OTH BED LINEN OF MAN-MADE FIB	262	560		
630239 BED LINEN OTH TEX MAT NOT KNIT	27251	49065	3962	4085

Contd.

10.11 Imports by Economic Categories (Detail)

(In Thousand Rupees)

ITEMS	AUGUST, 2015	FROM JULY, 2015	AUGUST, 2014	FROM JULY, 2014
630240 TABLE LINEN KNITTED/CROCHETED				8
630251 TABLE LINEN OF COTTON KNITTED		4	362	362
630259 TABLE LINEN OF OTH TEX MATERIA	535	549		
630260 TOILET & KITCHEN LINEN COTTON	216	784	293	1387
630291 OTH TOILET/KITCHEN LINEN COTTN		13	63	74
630293 TOILET/KITCHEN LINEN M/MAD FIB		317		
630299 TOILET/KITCHEN LINEN TEX MAT	126	243	170	930
630312 CURTAINS/BLINDS/VALANCE SYN FIB	5	21		615
630319 CURTAINS/BLINDS/VALANCE TEXMAT	4	4	80	113
630391 OTH CURTAN,BLIND,VALANC OF COT	84	92	10	10
630392 OTH CURTAINS/VALANCE OF SYN FIB	12191	31922	4858	11199
630399 OTH CURTAINS/VALANCE OF TEXMAT	970	2186	88	299
630419 BED-SPREADS, OTHERS	1697	4177	74	91
630491 OTH FURNISHING ARTICLES KNITED	359	591	1152	2990
630493 OTH FURNISHING ARTICLE SYN FIB		70	20	66
630499 OTH FURNISHING ARTICLES TEXMAT	222	222	8	69
630510 SACK/BAGS OF JUTE OTH TEX FIB	40994	71502		2849
630520 SACKS AND BAGS OF COTTON	94	94	84	142
630532 SACK/BAGS MAN-MADE TEX MATERIL	3246	12939		46632
630533 SACK/BAGS OF POLYETHYLENE/PROP	17037	26911	15237	27637
630539 OTH SACK/BAGS MAN-MADE TEX MAT	32097	65973	41262	51186
630590 SACKS/BAGS OTH TEX MATERIAL	5628	5902	8634	14463
630612 TARPAULINS,AWNINGS ETC SYN FIB	13503	40933	18048	23395
630619 TARPAULINS,AWNINGS OF TEX MAT	30	1213	1031	2008
630622 TENTS OF SYNTHETIC FIBRES	1757	7335	5306	8338
630629 TENTS OF OTH TEX MATERIAL	332	1291	4786	4816
630630 SAILS OF OTH TEXTILE MATERIAL				25
630690 OTH CAMPING GOODS OTH TEX NAT	73	96		479
630710 FLOOR/DISH/CLEANING CLOTH ETC	1799	5514	4885	6872
630720 LIFE-JACKETS AND LIFE-BELTS	5308	7841	2467	4176
630790 OTH MADE UP ARTICLE DRESS PTN	19865	61833	26304	50977
631090 USED&NEW RAGS,SCRAP ETC TEXMAT	4248	12345	11294	12303
640110 FOOTWEAR INCORPORATPROTE M-TOE		3	738	752
640192 OTH FOOTWEAR COVERING ANKLE			35	35
640199 OTH FOOTWEAR NES UPPER NOT FXD	164	711	878	1605
640219 OTH SPORTS F-WEAR SOLES RUB/PL	8962	37450	56	162
640220 F-WEAR WITH UPPER STRAP ASSEMB	2375	3929	428	1950
640291 F/WEAR COV ANKLE SOLE/UPPERS		240		
640299 OTH F/WEAR SOLE/UPPER RUB/PLAS	81804	94645	2646	14602
640319 OTHER; SPORTS FOOTWEAR	65815	103140	64126	144680
640320 FOOTWEAR OUTER SOLE OF LEATHER	23001	36993	13330	37769
640340 OTH FOOTWEAR WITH METLTOE CAP	11114	13588	3057	5687
640351 OTH FOOTWEAR SOLE COV ANKLE	3184	3184		
640359 OTH FOOTWEAR OUTERSOLE LEATHE	171	171	606	634
640391 OTH F-WEAR OUTERSOLE COMP LEA	1217	6725		5170
640399 OTH F-WEAR O/S RUB, PLAS, LEA	76945	145292	55942	202411
640411 SPORTS FOOTWAR SHOES RUB/PLAS	60945	77582	25209	39166
640419 OTH FOOTWEAR OUTER SOLE RUB/PL	407076	579942	113014	286157
640420 FOOTWEAR OUTERSOLE COMP LEATHR	613	1234	641	641
640510 FOOTWEAR UPPER/COMP LEATHER	405144	522533	283535	556710
640520 FOOTWEARS UPPER TEX MATERIAL	1431	1767	3106	15662
650400 HATS&OTH HEADGEAR PLAIED	177	183		63
650500 OTH HATS AND HEADGEAR KNITTED	2880	4797	1041	2542
650610 SAFETY HEADGEAR	24422	51743	15176	25268
650691 OTH HEADGEAR RUBBER/PLASTICS	71	806	380	668

Contd.

10.11 Imports by Economic Categories (Detail)

(In Thousand Rupees)

ITEMS	AUGUST, 2015	FROM JULY, 2015	AUGUST, 2014	FROM JULY, 2014
650699 OTH HEADGEAR OF OTH MATIRIALS	1709	3402	720	909
650700 HEADBAND LINING COVERHAT FOUN	863	1841	1103	1856
660110 GARDEN OR SIMILAR UMBRELLAS	2840	6680	1691	3236
660191 OTH UMB WITH TELESCOPIC SHAFT	357	357		19
660199 OTH UMBRELA/SUN UMBRELLAS	2828	8450	1038	7001
660200 WALKING STICKS SEAT STICKS	394	974	156	468
660390 OTH PATS/FITTING UMBRELLAS	21	92		
670210 ARTICLE MADE ARTIFICIAL FLOWER	8523	19358	1969	3278
670290 ARTIFICIAL FLOWER,FOLIAG O/MAT	19862	48297	14488	36862
670411 COMPLETE WIG OF SYN.TEXT MAT.	15	365		14
670419 OTH BEARD, EYE BROW SYN.TEX MA	12	163	705	1122
670420 WIGS,BEARDS OF HUMAN HAIR	11	69		
691090 OTH CERAMIC SINKS WASHBASIN PE	2619	3015	5151	5163
691110 TABLEWARE & KITCHENWARE	133158	268560	120188	246826
691190 OTH HOUSEHOLD ARTICLES OF PORN	22976	40342	16775	36641
691200 CERAMIC TABLEWEAR KITCHENWEAR	19476	43130	4083	7069
691310 STATUT ORNAMENT PORCELAIN CHI	169	704		428
700992 FRAMED GLASS MIRRORS	7648	16732	8665	15695
701010 AMPOULES	18602	34017	29418	41738
701020 STOPPERS,LIDS AND OTH CLOSURES	4634	6203	4827	6092
701190 OTHER, GLASS ENVELOPES	684	823	78	288
701310 INDOOR D?COR OF GLASS CERAMICS	5120	14139	7164	15783
701328 OTH STEMWARE DRINKING GLASS	6570	8269	9920	10581
701333 O-DRINKING GLASS LEAD CRYSTAL		23		196
701337 OTH DRINKING GLASS O/T GL-CEMI	8517	18611	1300	11984
701342 G-WARE LINEAR C-EXPENSION-5x10			247	362
701349 O-GL-WARE L-C-EX=5x10 T,0-300C	116836	222738	50954	97591
701391 OTH GLASS-WARE OF LEAD CRYSTAL	254	254	182	206
701590 OTH CLOCK/WATCH/NON-CORRETVE	22	104	26	143
701690 OTH PAVING BLOCKS/SLABS/BRICKS	5175	5925	1850	2528
701710 LAB HYG/PHAR GL-WARE W/N GRADU	3785	5620	5223	10851
701720 LAB HYG/PHAR GLASSWARE L/C=10K	284	602	321	337
701790 OTH LAB GLASSWARE ETC N.S.	7814	12542	9495	16169
701810 GLASS BEADS, S/PERAL/PRE-STON	52059	105156	62973	130550
701820 GLASS MICROSPHERRES=1MM DIA	3672	21192	885	6082
701939 OTH WEBS,MATTRESSES,BOARD ETC	66068	138946	56011	88340
701940 WOVEN FABRICS OF ROVINGS	2627	2627	559	559
701951 OTH WOVEN FABRICS WIDTH=30 CM	1949	2073	1962	2004
701990 OTH ARTICLES OF GLASS FIBRES.	32410	61052	36545	58450
711299 OTH WASTE/SCRAP PRECIOUS METAL	1743	6696		
711311 ARTICLE OF JEWELLERY OF SILVER		9		280
711319 ART OF JEWEL OF OTH PRE METAL	5489	5585		450
711320 ART(JEWELRY)BASE MTL-CLD P-MTL		3	75	402
711510 CATALYST INFORM WIRE/GRIL PLAT	10464	10464		
711590 OTH ART PREMET/MET CLAD P/MTL	3211	8097	11465	24892
711610 ART NATURAL/CULTURED PEARLS	83	86		
711620 ART PRECIOUS/SEMI-PRE STONES	12	27		
711711 CUFF-LINKS/STUDS-BASE METAL	836	2040	200	2181
711719 OTH IMITATION JEWELLERY B/METL	63835	164701	47512	121970
711790 OTH IMITATION JEWEL B/METL,N.S	28085	61279	24034	74632
731829 OTH COACH SCREW,BOLTS,NUT I/S	7171	22581	14749	26016
731940 SAFETY PINS & OTHER PINS	2758	6115	4663	6611
732090 OTHER,SPRING OF IRON AND STEEL	25853	38335	42422	75490
732111 COOKING APPLI&PLATE WARMER GAS	17283	41417	18663	48237
732119 O-COKING APPLI INCL SOLID FUEL	7532	11442	2651	5706

Contd.

10.11 Imports by Economic Categories (Detail)

(In Thousand Rupees)

ITEMS	AUGUST, 2015	FROM JULY, 2015	AUGUST, 2014	FROM JULY, 2014
732181 OTH APPLI FOR GAS & OTH FUELS	1729	1729	244	1338
732182 OTH APPLI FOR LIQUID FUEL				1947
732189 OTH APPL INCL APPLI SOLID FUEL	84	307	18	204
732290 OTH AIR HEATER&HOT AIR DUSTRBU	13545	15224	19532	21948
732310 IRON/STEEL WOOL,POT SCROEL ETC	18785	32009	21856	51848
732391 OTH BUCKETS OF CAST IRON ENAMA	392	550	39	39
732392 OTH H-HOLD ART CASTIRON ENAMA	940	1023		153
732393 OTH DOMESTIC UTEMSILS STA-STEL	3567	9791	6412	12189
732394 OTH DOMESTIC UTENSIL IRON/STEL	15562	26903	6282	21281
732399 OTH H-HOLD ARTCL, PART THEREOF	42622	103914	55316	106288
732410 SINK&WASH BASIN STAINLESS STEL	2122	5263	2428	10270
732421 BATH TUBS CASTIRON W/N ENAMEL	166	735	77	853
732429 OTH BATH,SINK,W-BASIN ENA IRON	9175	18716	8276	16997
741539 OTH THREAD ARTICLES OF COPPER	9314	13046	7600	12300
741810 TABLE,KITCH/OTH HOUSEHOLD ARTI	104	661	3	3
741820 OTH SANITARY WARE,PARTS COPPER	1192	2426	127	191
741991 CAST,MOULDED,STAM,FORGED,COPPE		310		
761490 OTH STRAN WIR,ROP,CABL,PL ALUM	211	1489	41287	48451
761510 TABLE,KITCH,POT POLISHPAD ALUM	3153	7114	3156	7320
761520 SANITARY WARE&PATS OFALUMINIU	66	177	456	456
761610 NAILS,BOLT,NUT,SCREW ETC ALUMI	3075	3392	679	1249
761691 CLOTH,GRIL,FENCING OF ALUM WIR	285	2089	4581	5400
800300 TIN BAR, ROD, PROFILE AND WIRE	475	936		
810295 OTH MOLYBEDNUM BAR,ROD,SINTER			27	404
820900 PLATE STICK,TIPS TOOL CERMET	3897	9234	4945	9721
821000 HAND-OPERATE MECHANICAL APPL	924	2233	1690	4512
821110 SETS OF ASSORTED ARTICLES	62	88	190	241
821191 TABLE KNIVES HAVING FIX BLADE.	2054	2844	2277	3268
821192 OTH KNIVES HAVE FIXED BLADES.	2774	4974	2936	3603
821193 KNIVE OTH THAN FIXE BLADES.	450	530	66	143
821194 BLADES	513	1736	402	1118
821195 HANDLES OF BASE METAL			84	112
821210 RAZORS	66834	133861	51345	138834
821220 SAFETY RAZOR BLADES,	65542	110726	11229	31249
821290 OTHER PARTS	1408	3604	4040	5924
821300 SCISSORS,TAILORS,SHEARS BLADE	2170	5033	6835	9850
821410 PAPER KNIVES,LETTER OPENER,ETC	9938	16910	4754	17431
821420 MANICURE OR PEDICURE SETS.	2397	5520	5906	9927
821490 OTH ARTICLES OF CUTLERY .	4261	8860	2295	6271
821510 SET OF ASORTED ARTICLE-PRECMTL	14	265	5	5
821520 OTH SETS OF ASSORTED ARTICLE.	699	1500	1123	1652
821591 OTH ARTICLE,NOT INSETS,PLATED	3	3		
821599 OTHER ARTICLES	3522	8479	4767	8928
830110 PADLOCKS	49472	105826	57053	125397
830120 LOCKS FOR MOTOR VEHICLES.	10095	14238	2891	6794
830130 LOCKS FOR FURNITURE	44073	87528	54597	107169
830140 OTHER LOCKS	56459	114005	33065	61554
830150 CLASPS AND FRAMES WITH CLASPS.	5	27	617	1047
830160 PARTS OF LOCKS	5511	8215	2034	4788
830170 KEYS PRESENTED SEPARATELY	4166	6357	1582	3148
830210 HINGES	34755	64037	36357	52845
830220 CASTORS	8482	18646	6681	12533
830230 OTH MOUNTING,FITING MOT-VEHICL	345	472	199	289
830241 OTH MOUNTING,FITING BUILDING	846	1180	1318	1318
830242 OTH MOUNTING,FITING FURNITURES	40937	99721	44438	108459

Contd.

10.11 Imports by Economic Categories (Detail)

(In Thousand Rupees)

ITEMS	AUGUST, 2015	FROM JULY, 2015	AUGUST, 2014	FROM JULY, 2014
830249 OTH FITINGS OF BASE METAL N.S.	47161	65666	21983	41541
830250 HAT-RACKS,HAT-PEGS,BRACKET&FIX	1547	5684	2927	12996
830300 ARMoured/REINFORCED SAF B-MTL.	788	1530	2252	6725
830400 FILING CARD-INDEX CABINET/TRAY	461	975	210	1067
830510 FITTING FOR LOOSE-LEAF BINDERS	16	232	1223	2600
830520 STAPLES IN STRIPS	19899	32567	3727	12142
830590 OTH, INCLUDING PARTS	6134	10020	5773	9766
830610 BELLS,GONGS ETC.ELECTRIC METAL	1237	1605	1107	1399
830629 OTH STATUETT OTH ORNAMENT	1829	4084	297	1853
830630 PHOTOGRAPH,PICTURE FRAME MIRROR	29	1103	197	815
830710 FLEXIBLE TUBING OF IRON/STEEL	57439	69143	10111	15706
830790 FLEXIBLE TUBING OF BASE METAL	12857	37054	7978	23885
830810 HOOKS, EYES AND EYELETS	19625	31793	18579	40692
830820 TUBULAR OR BIFURCATED RIVET	32572	62588	54018	99662
830890 OTH ARTICLES B/METAL INC/PARTS	26755	57555	41798	89568
830910 CROWN CORKS OF BASE METAL	7095	7095	2032	3206
830990 OTH;SCREW CAPS POURING STOPERS	57014	79993	48167	74465
831000 SIGN-NAME PLATE,ETC.BASE METAL	474	1582	1767	3459
831110 COATED ELECTRODE OF BASE METAL	85399	163652	65911	161886
831120 CORED WIRE OF BASE METAL,	4915	7785	4912	5011
831130 COATED RODS&CORED WIRE,B/METAL	6648	23857	15216	19236
851290 PARTS OF THE HEADING NO.85.12	3113	5430	6626	7954
852290 OTH T/COM EQ/AC HD 85.19-85.21	1928	4290	7952	13809
852321 CARDS INCORPORTAING MAG STRIPE	65717	130515	4442	14499
852329 MAGNETIC DISCS	2452	3595	2330	4364
852341 OTHER OPTICAL MEDIA UNRECORDED	786	1396	843	3606
852349 OTHER OPTICAL MEDIA	490244	1214422	166517	288059
852351 SOLID STATE NON-VOLATILE STORA	15175	24618	11980	26950
852352 SMART CARDS SEMICONDC MEDIA	168911	365526	190698	337935
852359 PROXIMITY CARDS AND TAGS	12450	32309	23327	50026
870990 PARTS,H-NO.87.09 OF WORK TRUCK	1795	1841	35	829
871499 OTHER,PARTS AND ACCESSORIES	10810	27457	12535	25449
880390 OTH PARTS OF H-88.01 OR 88.02	446222	838483	433421	667536
902000 OTH BREATHING APP & GAS MASK,	17958	32728	26799	44540
902110 ORTHOPAEDIC/FRACTURE APPLIANCE	5114	7080	5377	8123
902121 ARTIFICIAL TEETH	138	149	116	615
902129 OTHER; DENTAL FITTINGS	2347	7976	574	3586
902131 ARTIFICIAL JOINTS	18718	102018	31153	64459
902139 OTH ARTIFICIAL PARTS OF BODY	115969	250503	147172	230365
902140 HEARING AIDS,EXCL PART/ACCESSO	4498	8094	13605	17964
902150 PACEMAKER STIMULAT HEART MUSCL	4254	64262	32209	52666
903300 PARTS& ACCE OF HEARING AIDS	28887	55715	20160	32045
910111 WRIST WATCH,ELE OPE,MECH DISPL	59	185		
910119 O-W-WATCH ELECTRICALLY OPERATED	2535	6858	4047	36469
910129 O-W-WATCH,W/N INCO.STOP WATCH	605	1994	149	149
910199 O-WATCHES INCL STOP WATCHES	746	1482		289
910211 W-WATCH,MACH DISPL O/TH H-9101	86	5423	5038	6815
910219 O-W-WATCH W/N INCOR STOP WATCH	8372	16802	18909	41008
910221 W-WATCH,AUTO-WIND O/T H-9101	52	52		
910229 O-W-WATCH O/THAN H-9101	215090	321221	15848	164377
910299 O-POCKET/STOP WATCH O/T H-9101	20341	35052	6651	6696
910390 OTH,CLOCKS WATCH MOV EX.91.04	118	118	305	1236
910400 INS PANEL CLOCK-AIR&SPACECRAFT		12		
910511 ALARAM CLOCK,ELECTRICALLY OPE.	1216	1862	782	1528
910519 OTHER, ALARAM CLOCK	431	895	2934	5888

Contd.

10.11 Imports by Economic Categories (Detail)

(In Thousand Rupees)

ITEMS	AUGUST, 2015	FROM JULY, 2015	AUGUST, 2014	FROM JULY, 2014
910521 WALL CLOCK,ELECTRICALLY OPERAT	3245	5702	381	381
910529 OTHER WALL CLOCKS	4570	6322	1477	2980
910591 OTH,CLOCK ELECTRICALLY OPERATD	23	255	804	1585
910599 OTHER CLOCKS	296	1262	108	408
910610 TIME-REGISTER,TIME RECORDERS	14	14	877	1842
910690 OTH,TIME OR DAY RECORDING APPA	2729	3627	2765	3456
910700 TIME SWITCHES WITH CLOCK/WATCH	8749	25452	10576	16081
910811 WATCH MOVE ELEC.OPE MACH DISPL	30	30		
910819 OTH,WATCH MOVE ELECT.OPERATED	25	88		
910890 OTH,WATCH MOVE COMPLETE ASSEMB	195	195		160
910910 ELE OPER.CLOCK MOVE COMP/ASSEM	68	68	62	231
910990 OTH CLOCK MOVEMENT COMP&ASSEMB	706	706	493	2913
911011 COMP MOVE,UNASSEMBLED WATCH	1674	2801	166	347
911019 ROUGH MOVEMENTS,OF WATCHES				61
911090 OTH,COMP MOVE WATCH/CLOCK UN-A	16	16	1068	1103
911120 WATCH CASES BASE METAL,W/N G/S	323	323		
911180 OTHER;WATCH CASES	65	65	112	419
911190 PARTS OF WATCH CASES	1605	4728	877	3139
911220 CLOCK CASE&CASE OF SIMIL GOODS		747	679	1660
911290 PART OF CLOCK CASE/SIMILR CASE			133	165
911320 WATCH STRAPS,BAND OF BASE METL	375	375		68
911390 OTH,WATCH STRAPS,BANDS PART	160	289	415	537
911430 DIALS	55	159	12	12
911490 OTH;CLOCKS OR WATCH PARTS,N.S.	1292	2732	1029	2189
920190 OTH,HARPSICHORD KEYBOARD STRIN	11	630		
920210 OTH STRING PLAYED WITH A BOW		558		115
920290 OTH,STRING MUSICAL INSTRUMENTS	707	1030	344	1057
920600 PERCUSSION MUSICAL INSTRUMENTS			69	69
920790 OTH,MUSICAL INSTRUMENTS	65	1566	1081	1408
920810 MUSICAL BOXES	39	148	81	295
920890 OTH;MECHANICAL STRET ORGAN,INS	1094	1742	1049	3421
920992 PARTS&ACCE MUSICAL INS H-92.02	302	302	79	79
920999 OTH;PARTS&ACCE(CARDS,DISCS)	58	58		
930120 GRENADE/ROCKET LAUNCHERS				753
930190 OTHER MILITARY WAPONS	14447	14447	5268	5268
930200 REVOLVERS PISTOLS,O/TH93.3.04	40159	143972	69505	110757
930310 MUZZLE-LOADING FIREARMS		3359		
930320 OTH,SPORTING,HUNTING SHOTGUNS		5400	23122	25721
930390 OTH;FIREARMS,DEVIC OPE FIR EXP			29313	29313
930400 OTH,ARMS OF HEADING NO.93.07	5669	8202	2829	2829
930510 PARTS ACCE OF REVOLVERS,PISTOL			423	423
930520 PARTS&ACC.SHOTGUNS/RIFL.H-9303	156	156		
930599 OTH PART&ACCE.ARTILERY H93.01	274	274		
930621 SHORTGUN CARTRIDGES	3154	5617	724	1389
930629 OTH,PARTS OF SHORTGUNS CARTRIG	4131	4131		
930630 OTH,CARTRIDG & PARTS THEREOF.	7448	14072	43445	53099
930700 SWORDS,CUTLASSES,BAYONETS,LANC	105	105		
940110 SEATS OF A KIND USED,AIRCRAFT.	3526	7090		197
940120 SEATS FOR MOTOR VEHICLES.	1675	3360	1675	4096
940130 SWIVEL SEATS VARIABLE HEIGHT.	14596	31754	12465	12465
940140 SEATS O/THN GARDEN SEATS,CAMP	651	3849	145	6237
940151 SEATS OF CANE,OSIER,BAMBOO.	30	248	610	997
940159 OTH SEATS AND PARTS THEREOF	408	1272		32
940161 OT,SEATS UPHOLSTERED WOOD FRAM	2060	2497	1055	1055
940169 OTHER SEATS,WITH WOODEN FRAMES	4778	13315	978	978

Contd.

10.11 Imports by Economic Categories (Detail)

(In Thousand Rupees)

ITEMS	AUGUST, 2015	FROM JULY, 2015	AUGUST, 2014	FROM JULY, 2014
940171 OT-SEATS UPHOLSTERED METALFRAM	7951	21649	4442	4543
940179 OTHER SEATS;WITH METAL FRAMES	16728	34073	11247	24496
940180 OTHER SEATS WITH METSL FRAMES	13811	25931	10697	34394
940190 PART OF THE SEATS OF H-94.01.	107594	239406	150105	307461
940310 METAL FURNITURE USED IN OFFICE	396	3769	3599	5420
940320 OTH,METAL FURNITURE O/THN OFFI	11706	23633	8985	19946
940330 WOODEN FURNITURE-OFFICE USE	7030	20463	9121	14287
940340 WOODEN FURNITURE-KITCHEN UES	5832	12273	2661	17281
940350 WOODEN FURNITURE FOR BEDROOMS	21821	40695	17323	39540
940360 OTHER WOODEN FURNITURE	20069	27296	19750	48809
940370 FURNITURE OF PLASTICS	8935	8970	6012	13417
940381 FURNITURE OF OTHER MATERIAL	693	693		
940389 OTHER FURNITURE OF CANE, OSIER	7334	13432	1666	3407
940390 PARTS FURNITURE H -NO.94.03.	4260	25453	4137	6914
940410 MATTRESS SUPPORTS		270	756	1125
940421 MATTRESS CELLU RUBBER/PLSTIC	1635	2186	347	858
940429 MATTRESS OF OTHER MATERIALS	1899	2767	18	596
940430 SLEEPING BAGS			54	172
940490 OTH,ARTI BEDDING&SIMI FURNISH.	10670	13378	1436	2044
940510 CHANDELIERS & OTH ELE CEILING.	532826	909913	155471	285154
940520 ELECTRIC TABLES,DESK,BEDSIDE	5582	13659	4611	12192
940530 LIGHTING SETS CHRISTMASTREES	7295	12799	3323	4427
940540 OTH ELE LAMPS,LIGHTING FITTING	125298	213540	107266	206609
940550 NON-ELE LAMPS LIHTING FITTING.	71	105	14548	14634
940592 PARTS OF PLASTIC H-94.05,N.E.S	705	1900	37	2459
940600 PREFABRICATED BUILDINGS.	56418	161710	190061	277658
950300 TRICYCLES,SCOOTERS,PADAL CARS	357154	756160	289836	766486
950420 ARTI&ACCE, BILLIARDS ALL KIND	1434	4346	3535	9113
950430 OTH GAMES OPERATED BY COIN	9968	24299	8130	13711
950440 PLAYING CARDS	3737	8931	3427	9052
950450 VIDEO GAMES CONSOLES&MACHINES	151	151	304	353
950490 OTH;ARTICLES FOR FUNFAIR, TABLE	2687	5089	1593	9672
950510 ARTI FOR CHRISTMAS FESTIVITES.	797	1169	64	75
950590 OTHER ENTERTAINMENT ARTICLES	11307	30090	21058	21081
950619 OTH;SNOW SKI EQUIPMENT.	473	3077	14	46
950629 OTH;WATER SKI,SURF BOARD W-SPO	26823	35051	247	262
950631 GOLF CLUBS COMPLE/OTH GOLF EQU	84	84	68	554
950632 GOLF BALLS			1597	1897
950639 OTHER;GOLF EQUIPMENTS	226	250	91	118
950640 ARTI,EQUIP FOR TABLE-TENNIS.	1505	2176	610	1882
950651 LAWN-TENNIS RACKETS,W/N STRUNG	744	794		408
950659 OTH; BADMINTON,SIMILAR RACKET	12210	31168	7781	14644
950661 LAWN TENNIS BALLS	10875	18622	17125	26563
950662 INFLATABLE BALLS	1471	3145	171	1662
950669 OTH BALL O/THN GOLF,T-TEN BALL	1880	6284	8977	12611
950670 ICE SKATES,ROLLER INCL SKABOOT	1051	2193	219	588
950691 EQUIP. FOR OTHER PHY EXERCISE	63889	98975	68983	135941
950699 OTHER;SPORTS GOODS N.E.S.	19872	34161	31444	95050
950710 FISHING RODS	54	82	205	245
950720 FISH -HOOKS,W/N SNELLED	697	894	68	192
950730 FISHING REELS	126	126		
950790 OTH LINE FISHING TACKLE NETS	255	617	68	492
950890 SWINGS,SHOOTING GALLERIES ETC.	10688	18649	9055	37591
960110 WORKED IVORY,ARTICLES OF IVORY			61	398
960190 OTH,ANIMAL CARVING MATERIL,ART	45	195		18

Contd.

10.11 Imports by Economic Categories (Detail)

(In Thousand Rupees)

ITEMS	AUGUST, 2015	FROM JULY, 2015	AUGUST, 2014	FROM JULY, 2014
960200 WORKED VEGE,MINERAL MATERIAL	100512	175669	696139	728990
960310 BROOM,BRUSHE,CONS TWIN,VEG-MAT	2236	3927	2437	3132
960321 TOOTH BRUSHE,INCL DENT-PLA BRU	42077	75878	44151	115570
960329 OTH;SHAVING,HAIR,NAIL BRUSHES.	5964	15225	4570	12345
960330 ARTST,WRITING,SIMILAR BRUSHES	1736	3829	1966	8872
960340 PAINT,DISTEPER,VARNISH BRUSHES	820	1647	5122	5122
960350 OTH BRUSHES CONSTI PART MACHIN	7032	7991	4033	7313
960390 OTH;HAND OPE MECHANICAL F-SWEPR	20080	40163	27960	53464
960500 TRAVEL SETS FOR PERSONALTOILE.	543	543	659	973
960610 PRESS-FASTENERS,SNAP-FASTENER.	23814	43557	13522	47276
960621 BUTTON OF PLASTICS,NOT COVERED	37338	67499	42258	86608
960622 BUTON OF BASE METAL,COVER TXT	17828	46182	37270	72786
960629 OTHER BUTTONS	23133	51095	118322	225518
960630 BUTTON MOULD,PART,BUTTON BLANK		12	1349	2143
960711 SLIDE FASTENER FIT CHAIN SCOP.	22386	52579	46121	82483
960719 OTHER;SLIDE FASTENERS	89321	174100	224399	488870
960720 PARTS; SLIDE FASTENERS	16701	26270	18741	48950
960810 BALL POINT PENS	12847	33005	22465	31297
960820 FELT TIPPED.PORUS TIPPED PEN	12489	33037	7645	49530
960830 FOUNTAIN PEN,STYLOGRADH PEN	8722	8976	5440	19151
960840 PROPELLING OR SLIDING PENCILS	174	174		
960850 SETS OF ARTICLS FROM TWO FOR-H	763	1273	657	934
960860 REFILLS FOR BALL POINT PEN.	7401	15967	16649	19391
960891 PEN NIBS AND NIB POINTS	28858	40307	19006	24952
960899 OTH;PEN,PENCILE,SIMILAR HOLDER	14495	19548	24297	33452
960910 PENCILS&CRAYON W-LEADS ENCAD.	128052	183020	111482	153174
960920 PENCIL LEADS,BLACK OR COLOURED	3259	9332	2405	24676
960990 OTH;PENCIL,DRAWING CHARCOALS.	5838	18630	9958	13995
961000 SLATES&BOARDS,WRITNG/DRAWIN	1718	4668	1793	3891
961100 DATE,SEALING OR NUMBERING STAM	469	1074	1786	3002
961210 TYPEWRITER OR SIMILAR RIBBONS	7075	14254	9363	16047
961220 INK-PADS		182	52	268
961310 POCKET LIGHTERS,GAS FUELLED	28487	35325	13795	20425
961320 POCKET LIGH,GAS FUELL,REFILLAB	244	478	12	2198
961380 OTHER LIGHTERS	2040	2837	203	938
961390 PARTS OF CIGARETTE LIGHTERS		11	370	370
961400 SMOKING PIPE&CIGAR OR CIG.HOLD	341	459	141	440
961511 COMBS,HAIR-SLIDES,OF HARD RBER	2038	6679	1516	3602
961519 OTH;HAIRPINS,CURLING PINS,LIKE	3707	5881	2920	6532
961590 OTH;COMES HAIR-SLIDES,LIKE,PAR	38767	95054	38370	99546
961610 SCENT SPRAY SIMI TOILET SPRAY	9598	17201	8903	16958
961620 POWDER-PUFFS&PADS FOR APPLICA	931	1935	1141	2623
961700 VACCUM FLASKS&OTH VACUM VESS	22063	40849	39249	63675
961800 TAILORS,DUMMIERS&OTH LAY FING.	769	4629	5350	10659
970110 PAINTING,DRAWING,PASTELS.	114	114	618	794
970190 OTH COLLAGES&SIMI DECORATIVE	1173	2033	1661	1934
970300 ORIGINAL SCULPTURES&STATUARY	2334	2334		8834
970500 COLLECTIONS&COLLECTORS, PIECS.	25	25	152	233
990900 TRANSACTIONS LESS THAN RS.1000	1067	3385	681	1761
991000 SAMPLES HAVING NO-COMMER VALUE	2592898	2790010	57206	79982

Contd.

10.11 Imports by Economic Categories (Detail)

(In Thousand Rupees)

ITEMS	AUGUST, 2015	FROM JULY, 2015	AUGUST, 2014	FROM JULY, 2014
2. RAW MATERIAL TOTAL (A + B)	202709913	386334779	288510631*	467376456
A. CONSUMER GOODS TOTAL	167630732	318408080	253760639*	404832620
050400 GUTS,BLADERS,STOMACH OF ANIMAL	1043	3719	361	1423
050590 OTH SKINS AND PARTS OF BIRDS	18691	35796	18143	32732
050610 OSSEIN,BONES TREATED WITH ACID	2045	3417	461	5648
050690 OTH POWDER & WASTE OF BONES	898	1340	884	1283
050790 OTH TORTOISE-SHELL WHALEBONE			98	2446
050800 CORAL&SIMILAR MATERIAL/POWDER	262	262		
051000 AMBERGRIS,CASTOREUM CIVET,MUSK		80	47	47
051110 BOVINE SEMEN	73	5464	669	4308
051191 PRODUCTS OF FISH, CRUSTACEANS		1304		
060110 BULBS TUBERS,TUBEROUS,ROOT,ETC	26457	26457		12276
060210 UN-ROOTED CUTTING AND SLIPS			171	292
060290 OTHER LIVE PLANTS	10280	15209	10532	12075
060311 ROSES FRESH	1039	1657	412	610
060314 CHRYSANTHEMUMS FRESH	4362	8104	4284	5830
060315 LILIES FRESH		100	50	257
060319 OTH FRESH FLOWER,BUDS FOR BOUQ	547	1140	1674	2196
060390 OTH FLOWERS & FLOWERS BUDS	606	1084	15	48
060490 O.PARTS OF PLANTS FOR BOUQUETS		23		
110812 MAIZE (CORN), STARCH	6600	18126	6619	10753
110813 POTATO, STARCH	40098	75541	52932	91039
110814 MANIOC (CASSAVA) STARCH		997	16554	16554
110819 OTHER STARCHES		1522	18	63
110820 INULIN	5353	5353	1622	1622
110900 WHEAT GLUTEN,WHETHER/NOT DRIED	10369	21798	6525	14462
120110 SOYA BEAN SEED	6449	930624	261895	332698
120190 SOYA BEAN,W.OR-N-BROKEN/SHELED	2	3	43	75
120230 GROUND-NUTS SEED			17	35
120241 OTH GROUND NUTS IN SHELL	24012	41107	286	2803
120242 GROUND-NUTS SHELLED BROKEN/N-B	78484	149006	25457	43603
120300 COPRA	140329	383625	187573	297452
120510 LOW ERUCIC ACID RAPE/COLZASEED	4543488	6685636	14906568	15215303
120590 OTHER RAPE/COLZA SEED			61282	61282
120600 SUNFLOWER SEED,WHETH/NOT BROKE		56	104391	110194
120750 MUSTARD SEEDS	51996	51996	13515	13515
120760 SAFFLOWER SEEDS	350	350		
120799 OTH,OIL SEED/OLEAGINOUS FRUITS	2270	2272	30250	31240
120810 FLOUR AND MEALS OF SOYA BEANS	949	987		
120890 FLOUR/MEALS OF OTH OIL SEEDS		172		
120910 SUGAR BEET SEED USE FOR SOWING	37	37		
120921 LUCERNE (ALFALFA) SEED	147816	238281	1151	31127
120922 CLOVER (TRIFOLIUM) SEED	456662	556562	419438	533160
120929 OTHER SEEDS OF FORAGE PLANTS	13047	96252	899	61386
120930 SEED OF HERBACEOUS PLANTS	985	1213	357	3525
120991 OTHER; VEGETABLE SEEDS	415205	794553	446226	706317
120999 OTH SEEDS OF FRUIT FOR SOWING	196338	345245	156813	202740
121190 OTH PLANTS AND PARTS OF PLANTS	49275	117874	85580	141690
121221 SEAWEDS/ALGAE FIT FOR HUMAN	554	952	105	553
130190 OTH;NATURAL GUM,RESIN & BALSAM	27981	49379	28026	37252
130212 SAP AND EXTRACTS OF LIQUORICE				367
130219 OTH SAPS & EXTRACT OTH VEG SAP	46947	69710	57961	78139
130220 PECTIC SUBSTANCES,PECTINATES	7349	32174	5318	11133
130231 AGAR-AGAR		4939	9814	19388

Contd.

10.11 Imports by Economic Categories (Detail)

(In Thousand Rupees)

ITEMS	AUGUST, 2015	FROM JULY, 2015	AUGUST, 2014	FROM JULY, 2014
130232 MUCILAGES&THICKENERS,LOC SEED	13044	38437	4112	18800
130239 OTHER MUCILAGES AND THICKENERS	24075	51732	27207	36088
140110 BAMBOOS	1382	3916	865	3079
140120 RATTANS	6415	10859	7718	13164
140190 OTH VEG MATERIAL USED PLAITING	202	202		
140490 TENDU LEAVES(BIDI LEAVES)	213518	440288	203536	402860
150190 POULTRY FAT OTH THAN H-02.09		1845	2195	4380
150210 TALLOW (OTHER THAN OF H-15.03)	130023	336402	184724	305210
150410 FISH-LIVER OILS THEIR FRACTION				249
150420 FATS OILS THEIR FRACT OF FISH		1		
150500 WOOL GREASE,CRUDE,FETTY SUBS	11767	15904	5032	8907
150600 OTH ANIMAL FATS AND OILS/FRACT	716	716	1715	1715
150710 SOYABEAN OIL & ITS FRACT CRUDE	268732	1375713	1524857	2079754
150790 OTH SOYABEAN OIL & IT FRACTION	13677	20862	23115	42149
150890 OTH GROUND NUT OIL & ITS FRACT	515	1127	360	657
150910 OLIVE OIL & ITS FRACT (VIRGIN)	20616	39103	2803	17115
150990 OTH OLIVE OIL & ITS FRACTIONS	59014	102750	34217	93512
151000 OTH OIL/FR,INCL BLENDS OF OIL		80		1757
151110 PALM OIL & ITS FRACTIONS CRUDE	1393784	1508459	877784	1043839
151190 OTH PALM OIL & ITS FRACTIONS	16001564	26713142	15932270	28770139
151219 OTH SUNFLOWER SEE&SAFLOWER OIL	156	6428	6606	7503
151311 COCONUT OIL,ITS FRACTION CRUDE		25459	5983	9215
151319 OTH COCONUT OIL,ITS FRACTIONS	55292	120652	55081	90103
151329 OTH PALM KERNEL/BABASSU OIL	79555	186123	122005	157601
151499 OTH RAPE SEED OIL ITS FRACTION	65	400		
151529 OTH MAIZE OIL & ITS FRACTIONS	1341	8114	5428	8166
151530 CASTOR OIL AND ITS FRACTIONS	129	129		
151550 SESAME OIL & ITS FRACTIONS	36	559	400	453
151590 OTH FIXED VEGETABLE OILS/FRACT	182	1301	1684	3123
151620 VEG FATS/OILS AND ITS FRACTION	127399	230196	140031	249652
151710 MARGARINE,EXCL LIQUID MARGARIN	6649	25424	15399	23966
151790 OTH MARGARIN,EDIB MIX/PREP ETC	103397	216422	72738	124714
151800 ANIMAL/VEG FAT/OILOXIDISE ETC	11398	30925	9721	22416
152000 GLYSEROL,CRUDE WATER & LYES			627	1308
152110 VEG WAX WHETHER OR NOT REFINED	467	4834	239	696
152190 OTH BEES WAXES,OTH INSECT WAX	7852	13104	6501	10519
152200 DEGRAS,RESIDUES ANIM/VEG WAXES	1157	2699	3607	5596
160100 SAUSE,PROD MEAT-FOOD PREP OFFL	362	581	629	1171
220720 ETHYL ALCOHOL/OTH SPIRITS DEN				48
240120 TOBACO-WHOLY/PARTLY STE/STRIP	44581	194283	135947	224653
240130 TOBACCO REFUSE	26	26	350	350
251010 AAT,C/PHOS,ALUM/C/PHOS&PH/CUG	706032	1143066		
270900 PETROLEUM OILS FROM BITUMINOUS	41797483	64153752	65209049	87897315
271019 KEROSENE,INCL KER.TY. JET FUEL	29594509	56258263	67651450	115965362
271099 OTH WASTE OILS	986	1219	554	778
271111 NATURAL GAS,LIQUIFIED		7949511		
271112 PROPANE, LIQUIFIED	121	9063	7337	8918
271113 BUTANES, LIQUIFIED			356	356
271114 ETHYLENE,PROPYLENE,BUTYLENE			54411	54411
271119 OTH GAS HYDROCARBONS LIQUIFIED	858973	1514646	92465	227370
271290 OTH PETROLEUM WAX ETC	15501	20367	43600	71173
271311 PETROLEUM COKE;NOT CALCINED	146347	146725	207681	207681
271312 PETROLEUM COKE; CALCINED	16452	21185	2020	2020
271320 PETROLEUM BITUMEN	228996	723365	64995	191593
271490 OTH BITUMEN & ASPHALT NATURAL.	1546	5364	4129	4787

Contd.

10.11 Imports by Economic Categories (Detail)

(In Thousand Rupees)

ITEMS	AUGUST, 2015	FROM JULY, 2015	AUGUST, 2014	FROM JULY, 2014
290110 SATURATED ACYCLIC HYDROCARBONS	1257	2980	3358	4597
290121 UNSATURATED ETHYLENE.	504783	1568324	728840	2071871
290129 OTH UNSATURATE ACYCLIC HYDCARBN	1237	1237	1982	2238
290211 CYCLOHEXANE	13	13	113	124
290219 OTH CYCLANES/CYCLOTERPENES	20846	52568	19338	41355
290220 BENZENE, PURE				38
290230 TOLUENE, PURE	60413	112787	83316	120308
290241 O-XYLENE	163823	346218	264118	495858
290242 M-XYLENE			84	84
290243 P-XYLENE	1722920	4394883	4088405	7536403
290244 MIXED XYLENE ISOMERS	16997	23404	8082	10641
290250 STYRENE	390666	944299	654683	1091132
290290 OTH CYCLEC HYDROCARBONS	14242	49475	24768	46149
290311 CHLOROMETHANE,& CHLOROETHANE	3427	3427		
290312 DICHLOROMETHANE(METHYLEN CHLRD	59827	119171	32123	42866
290313 CHOLOROFORM(TRICHLOROMETHANE)	39789	79105	35677	48058
290315 ETHYLENE DICHLORIDE(1,2-DI CH)	148327	359972		
290319 OTH SATAR DERIV ACYCL HYDCARBN	5372	11565	4619	5485
290322 UNSATURATED TRICHLOROETHYLENE	19519	28433	41075	63393
290323 UNSATURATE TETRACHLOROETHYLENE	13579	31963	14285	22571
290339 OTH FLUORINATED,BRO DERIVATIES	80321	209253	89768	185170
290371 CHLORODIFLUOROMETHANE	6653	16457	22650	39173
290373 DICHLOROFUOROETHANES		3249	10467	10467
290377 PENTACHLOROFUORO METHANE	2075	2075	831	1898
290379 OTH CHLORODIFLUOROMETHANE	59551	140479	71786	118389
290391 CHLOROBENZENE,O-DI/P-DI CHLORO	3172	6742		3134
290399 OTH HALOGENATED DERIV H.CARBON	1818	4149	1936	3059
290410 DERIV SULPHO GRP IT SALT/EYHYL	7040	15451	16362	16815
290420 DERIVAT ONLY NITRO/NITRO GROUP	38	4310	2232	14305
290490 OTH,SUPHO,NITRAT NITROS H'CARB	740	2619	4854	6731
290511 SATURAT METHANOL(METHYL ALCHL)	300168	495021	250008	450177
290512 PROPYL/ISOPROPYL ALCOHOL	150218	278493	142525	249665
290513 SATUR BUTAN-I-01(N-BUTYLALVHL	9479	18845	2133	6263
290514 OTHER SATURATED BUTANOLS	10331	36821	23666	41971
290516 SATUR OCTANOL/ISOMERS THEREOF	197782	564805	314706	382147
290517 DODECAN-1-01HEXADECAN/OCTADEC	4397	11010	3120	8309
290519 SATUR MONOHYDRIC ALCOHOLS	173	5289	2304	12373
290522 UNSATUR ACYCLIC TERPENE ALCOHL	3841	8040	2210	16998
290529 OTH UNSATUR MONOHYDRIC ALCOHOL	2623	3481	766	1327
290531 ETHYLENE GLYCOL(ETHANEDIOL)MEG	1409699	3725499	1753505	3027395
290532 PROPYLEN GLYCOL(PROPAN-1,2-DIO	75478	192172	116113	238112
290539 OTHER, DIOLS	3387	6756	1434	1877
290541 2-ETHYL-2(HYDROXYMETHLY-PROPAN	2408	5725	5807	8095
290542 PENTAERYTHRITOL	48619	113642	60837	73913
290543 MANNITOL	7228	21718	15597	27605
290544 D-GLUCITOL (SORBITOL)	2008	2474	754	2213
290545 GLYCEROL	30333	63561	55255	93591
290549 OTHER,POLUHYDRIC ALCOHOLS	146	2326	4590	6752
290559 OTHER HALOGENATED, SULPHONATED		830	1627	1979
290611 MENTHOL	3092	4539	13067	34956
290612 CYCLOEXANOL,METHYL/DIMETHYL	467	467		
290613 STEROLS AND INOSITOLS	616	1703	2846	5322
290619 OTH,CYCLANIC,CYCLENIC CYCLOTER	10235	19648	9770	14810
290621 BENZYL ALCOHOL	693	2362	7271	12472
290629 OTH,AROMATIC CYCLIC ALCH HALOG	3388	5798	4751	6373

Contd.

10.11 Imports by Economic Categories (Detail)

(In Thousand Rupees)

ITEMS	AUGUST, 2015	FROM JULY, 2015	AUGUST, 2014	FROM JULY, 2014
290711 PHENOL(HYDROXYBENZENE)IT SALT	53339	116085	51053	94239
290712 CRESOLS AND THEIR SALTS	160	160	585	1761
290713 OCTYLPHENOL,NONYLPHENOL/ISOMER			209	1952
290715 NAPTHOLS & THEIR SALTS	15	15	333	1240
290719 OTHER MONOPHENOLS	408	501	980	2573
290721 RESORCINAL AND ITS SALTS	4699	7858	883	883
290722 HYDROQUINONE (QUINOL)ITS SALT	386	903	309	626
290723 4,4-ISOPROPYLDENEDIPHENOL/SALT	6467	6467		8242
290729 OTHER, POLYPHENOLS	5284	10032	6277	11859
290819 OTH DERI CON ONL HALOGEN SUBST	2739	4093	2716	4038
290891 DINOSEB (ISO)AND ITS SALTS				81
291511 FORMIC ACID	21371	46229	28110	56312
291512 SALTS OF FORMIC ACID	45868	87303	79283	118029
291513 ESTERS OF FORMIC ACID		1088		
291521 ACETIC ACID	280461	485997	238111	481511
291524 ACETIC ANHYDRIDE		38		
291529 OTH,ACETIC ACIDE & ITS SALTS	2773	15747	6459	22250
291531 ETHYL ACETATE	3696	3831	4622	9225
291532 VINYL ACETATE	144816	293417	142481	206732
291533 N-BUTYL ACETATE	73	1798		
291539 OTHER,ESTERS OF ACETIC ACID	74377	146322	125839	284759
291540 MONO/DI/TRICHLOROACETIC ACID-S	716	1601	844	878
291550 PROPIONIC ACID,ITS SALT/ESTERS	2244	5971	11151	27096
291560 BUTYRIC/VALERIC ACID/SALT/ESTR	25301	46389	27007	53142
291570 STEARIC ACID	8879	21780	19869	40797
291590 OTH SAT ACYCLIC MONOCARBOXYLIC	117139	214903	47469	113122
291611 UNSATU ACRYLIC ACID/ITS SALTS	21941	45899	14693	40550
291612 UNSATURATE ESTER ACRYLIC ACID	171317	273893	250928	383474
291613 UNSATU METHACRYLIC ACID/SALTS	628	1972	1813	2806
291614 UNSATU ESTER,METHARYLIC ACID	44686	144799	42871	73182
291615 OLEIC,LINOLEIC/LINOLENIC ACID	3078	4012	1699	2678
291619 OTH UNSAT ACYLIC M/CARBOX ACID	9333	20890	15860	22118
291620 CYC-LANIC,LENIC LOTEPHENI ACID	2340	14092	12249	21856
291631 BENZOIC ACID,ITS SALTS/ESTERS	25985	58091	21541	68940
291632 BENZOYL PEROXIDE/BENZYL CHLRID	7653	7660		16
291634 PHENYLACETIC ACID & ITS SALTS	30	58	117	471
291639 OTH,ARMATIC MONOCARBOXYIC ACID	182309	356252	49105	153693
291711 OXALIC ACID/ITS SALTS/ESTERS	16429	27435	22824	34145
291712 ADIPIC ACID,ITS SALTS/ESTERS	78861	120311	17513	59863
291713 AZELAIC/SEBACIC ACID/SALT/ESTR	2668	5283	5141	5141
291714 MALEIC ANHYDRIDE	34981	40580	17893	31686
291719 OTH ACYCLIC POLYCARBOXYL ACID	9254	17766	3315	9903
291720 CYC-LANIC,LENIC LOTERPENC ACID		2665	3127	3127
291732 DIOCTYL ORTHOPHTHALATES	2139	4277		
291733 DINONY/DIDECYL ORTHOPHALATES		563		
291734 OTH ESTERS ORTHOPHTHALIC ACID	4927	24662	10122	10635
291735 PHTHALIC ANHYDRIDE	59082	79841	93894	110589
291736 TERPHTHALIC ACID AND ITS SALTS	150089	1183901	205163	402808
291739 OTH POLYCARBOXYLIC ACIDS/DERIV	20755	44558	42944	74192
291811 LACTIC ACID,ITS SALTS/ESTERS	10816	20097	15816	32180
291812 TARTARIC ACID	1856	13753	13121	13121
291813 SALT & ESTER OF TARTARIC ACID	34	143	74	119
291814 CITRIC ACID	121325	242469	146788	272687
291815 SALTS & ESTER OF CITRIC ACID	18234	42576	16194	46595
291816 GLUCONIC ACID,SALTS & ESTERS	58933	110493	51895	88915

Contd.

10.11 Imports by Economic Categories (Detail)

(In Thousand Rupees)

ITEMS	AUGUST, 2015	FROM JULY, 2015	AUGUST, 2014	FROM JULY, 2014
291819 OTH CARBOXYLIC ACID W/ALCOHOL	12871	33048	12137	19337
291821 SALICYLIC ACID AND ITS SALTS	1576	2990	1236	4952
291822 O-ACETYLSALIC ACID/SALT/ESTER	10123	15195	12572	16886
291823 OTH ESTER,SALICYLIC ACID/SALTS	1104	1289		550
291829 OTH CARBOXYLIC ACID+PHENOL FUN	21353	36535	4787	14680
291830 CARBOXYLIC ACID+ALDEHYDE/KETON	8618	9169	2266	14041
291891 2,4,5-T(ISO)(2,4,5-TRICHLOROPH		3293	1304	1304
292990 OTH COMP WITH OTH NITROGN FUNC	20184	44859	20810	45434
293020 THIOCARBAMATE/DITHIOCARBAMATES	126157	274843	208428	480140
293030 THIURAM MONO-,DI-,TETRASULPHID			239	239
293040 METHIONINE	833742	1269328	356454	728408
293090 OTHER ORGANO-SULPHUR COMPOUNDS	142972	212298	13357	27642
293110 TETRAMETHYL LEAD&T-ETHYL LEAD	4203	8047		3855
293190 OTH O-ALKYL&(O-2-(DIALKYL,COMP	109664	206018	85602	111207
293211 TETRAHYDROFURAN		371	28	288
293212 2-FURALDEHYDE (FURFURALDEHYDE)		2		
293213 FURFURYL ALCOH/TETRAHYDRFURFYL		426		
293219 OTH COMP UNFUSED FURAN RING	4327	11262	7701	15777
293220 LACTONES	23829	27498	21313	26856
293299 OTH HETEROCYCLIC COMP W/OXYGEN	96362	174849	108779	193597
293311 PHENAZONE & ITS DERIVATIVE	1976	3169	2386	2511
293319 OTH COMP UNFUSE PYRAZOLE RING	20386	53278	6363	8916
293321 HYDANTOIN AND ITS DERIVATIVES	1097	3192	1676	2888
293329 OTH COMP UNFUSE IMIDAZOLE RING	106093	241947	74267	176366
293331 PYRIDINE AND ITS SALTS	151	151		1365
293333 ALFENTANIAL(INN)(ANILERIDINE)	7333	26407	6074	113495
293339 OTH COMP UNFUSE PYRIDINE RING	267358	483074	222131	375087
293349 OTH COMP QUINOLIN/ISO-QUINOLIN	67398	180915	123996	219071
293353 ALLOBARBITAL(INN)(AMBARBITAL)	1372	1583	413	1288
293359 OTH COMP PYRIMIDINE/PIPER RING	354380	638775	155347	368691
293361 MALAMINE	48591	76068	34724	71485
293369 OTH COMP UNFUSE TRIAZINE RING	18767	31379	61966	78542
293371 6-HEXANELACTAM(EPSILON-CAPROL)			183	850
293379 OTHER LACTAMS	33180	76301	86134	127162
293391 ALPRAZOLAM(INN) CAMAZEPAM(INN)	4414	17024	10890	12139
293399 OTHER HETROCYCLIC COPMOUNDS	159871	301476	173157	450994
293410 COMP UNFUSE THIAZOLE RING	26880	45487	10704	45568
293420 COMP BENZOTHIAZOLE RING SYSTEM	5225	12623	8218	16037
293430 COMP PHENOTHIAZINE RING SYSTEM	2103	2711	2731	4791
293491 AMINOREX(INN),BORTIZOLAM(INN)			1006	2641
293499 OTHER NUCELEIC ACIDS&SALTS	615269	1045193	446085	853769
293999 OTH VEGETABLE ALKALOIDS NATURL	22453	62612	49577	50332
294190 OTHER ANTIBIOTICS.	530677	1015861	611596	1018447
310100 ANIMAL/VEG FERTILIZER/PRODUCTS	42259	49233	2990	40434
310210 UREA,WHET OR NOT AQUEOUS SOLUT	2135	4937	1999	4315
310221 AMMONIUM SULPHATE	123365	249504	80073	125241
310229 MIX AMMONIUM SULPHATE/NITRATE	27	476		73252
310230 AMMONIUM NITRAT,WHET/NOT AQUES	7963	19382	47606	53044
310250 SODIUM NITRATE	13865	20368	8886	16648
310280 MIXT UREA/AMMONIUM NITRAT SOLU		3119834		
310290 OTH,MIN/CHEM NETROG FERTILZER	20580	20721	7101	20791
310310 SUPER-PHOSPHATES	36838	99903	754	33412
310390 OTH,MIN/CHEM FERTILIZE PHOSPHT			35	35
310420 POTASSIUM CHLORIDE	38348	153088	28940	56422
310430 POTASSIUM SULPHATE	130071	405332	90815	196078

Contd.

10.11 Imports by Economic Categories (Detail)

(In Thousand Rupees)

ITEMS	AUGUST, 2015	FROM JULY, 2015	AUGUST, 2014	FROM JULY, 2014
310490 OTH,MIN/CHEM FERTILIZE POTASIC	157174	207007	56229	148678
310510 MIN/CHEM FERTILIZER >10KG	20	48	284	2268
310520 MIN/CHEM FERTZ ELEM NIT/PHO/PT	49018	86344	27633	62834
310530 DIAMMONIUM HYDROG ORTHO-PHOSPH	4846676	9703368	6091700	9638208
310540 AMMONIUM DIHYDROGEN ORTHO-PHOS	5067	7017	11022	17377
310551 CHEM FERTZ CON NITRAT/PHOS	1112	1863	366	366
310559 OTH MIN/CHEM FERTZ NITRAT/PHOS	244079	324150	2944	12617
310560 MIN/CHEM FERTZ ELEM PHOS/POTAS		223	3147	3147
310590 OTH MINER/CHEMICAL FERTILIZER	17683	48906	21321	43979
320110 QUEBRACHO EXTRACT	5176	10136	10673	23276
320120 WATTLE EXTRACT	56927	70509	55252	126094
320190 OTH TANNING/EXTRACT VEG/GAMBER	41085	73108	41313	81267
320210 SYN ORGANIC TANNING SUBSTANCE	109913	265320	145066	300659
320290 OTH,INORGANIC TANING SUBSTANCE	62457	130504	76053	178740
320300 COLOUR MATTER,VEG/ANIMAL	2215	9101	8963	11789
320411 DISPERSE DYES/PREP BASE THEROF	143832	356652	152556	345879
320412 ACID DYES PREMETALISE/PREP/DYE	101038	215223	222841	381182
320413 BASIC DYES/PREP BASE THEREON	56078	109778	111334	177737
320414 DIRECT DYES/PREP BASE THEREON	32521	59947	32709	56961
320415 VAT DYES INCL PIGMENT/PREPARAT	308999	623724	206031	513323
320416 REACTIVE DYES PREP BASE THREON	600224	1266106	1043337	1928446
320417 PIGMENT PREP BASE THEREON	230512	458325	294334	430024
320419 OTH SYN ORGN COLOURING MATTER	135051	259032	117053	238435
320420 SYN ORGN PROD USE FLUORESCENT	71542	113672	57867	122352
320490 OTH,SYN ORGN COLOURING MATTER	1486	5974	4316	7742
320500 COLOUR LAKES,PREP AS SPECIFIED	26449	49239	15018	25903
320611 PIGMENT PREP TITANIUM DIOXIDE	508101	1090958	581896	1058325
320619 OTH,PIGMENT/PREP TITANIUM DIOX	16197	24279	12179	17593
320620 PIGMENT/PREP,CHROMIUM COMPOUND	6001	23803	15929	18200
320641 ULTRAMARINE/PEP BASE THEREON	4198	7131	2474	6081
320642 LITHOPONE/OTH PIGMENT/ZINC SUL		4518	4430	8481
320649 OTH,COLOURING MATTER PREPARATN	51128	105764	72935	100016
320650 INORGANIC PRO USE LUMINOPHORES	119	357		
320710 PREP PIGMENT/OPACIFIER/COLOURS	18512	31921	25038	33235
320720 VITRIFIABLE ENAMEL/GLAZE/ENGOB	2565	4200	8999	14739
320730 LIQUID LUSTER/SIMILAR PREPARAT	107	2624	2318	2318
320740 GLASS FRIT/POWDER GRANULE/FLAK	69593	142460	74178	145456
320810 PAINT/VARNISH BASE ON POLYSTER	16723	28595	24467	46619
320820 PAINT/VARNISH,ACRY/VINYL POLYM	56059	81012	27271	46625
320890 OTH PAINT BASED ON POLYAMIDES	131369	268664	190881	281094
320910 PAINT/VARNISH ACRY/VINYL POLYM	5584	17623	7307	13238
320990 PAINT/VARNISH,SYN POLYMER/AQS	15357	24227	13964	33716
321000 OTH PAINT & VARNISH FOR LEATHE	13091	28105	24369	38572
321100 PREPARED DRIERS.	8028	25922	13544	19175
321210 STAMPING FOILS	21137	41501	20555	49546
321290 OTH,PIGMENT DISPERSE NON AQUOS	11741	36114	17486	28232
321310 COLOURS IN SETS	2545	7240	3954	9575
321390 OTH COLOUR ARTIST/PAINTERS	62	62	440	912
321410 GLAZIERS/GRAFTING PUTTY,RESIN	28490	54658	33637	54327
321490 NON-REFRACTORY SURFACING PREP	71185	93294	28298	57602
321511 ROLLING COATING PRINT INK BLK	51642	85952	34798	63505
340290 OTH ORG SURFAC ACT,WASH/CLEAN	169562	296514	120409	184996
340311 PREP TEXTILE/LEATHER/OIL MATRL	38308	88791	26670	77307
340319 LUBRICAT PREP CONT PET/MIN OIL	135724	223850	127864	261645
340391 OTH,PREP TEXT/LEATHER/FURSK ML	186275	399984	227486	403565

Contd.

10.11 Imports by Economic Categories (Detail)

(In Thousand Rupees)

ITEMS	AUGUST, 2015	FROM JULY, 2015	AUGUST, 2014	FROM JULY, 2014
340399 OTH LUBRICAT PREP OIL/GREASE	54052	113642	41057	104983
340420 ART/PREP WAXES,POLYETHEL GLYCL	36988	41651	27928	42839
340600 CANDLES,TAPERS AND THE LIKE	1177	2528	3621	7688
340700 MODELING PASTE ETC RETAIL SALE	10514	16342	8031	13886
350110 CASEIN	2265	3116	2176	3126
350290 OTH ALBUMIN O/T EGG ALBUMIN	5	11		
350300 GELATIN&GELATIN DERIVATIVE	1762	3909	2200	16051
350400 PEPTONEDERV,PROTEIN SUBSTANCE	5039	14314	18120	22132
350510 DEXTRIN,OTH MODIFIED STARCHES	51233	76477	50069	99649
350520 GLUES	8678	15596	11702	26919
350610 PROD SUITABLE USE GLUE/ADHESIV	13262	42551	27322	39319
350691 ADHESIVE/RUBBER/PLASTIC/RESIN	127978	244304	97824	234559
350699 OTH PREP GLUE/ADHESIVE	13186	23155	7869	17369
350710 RENNET AND CONCENTRATE THEREOF	187	187	256	719
360690 OTH FERRO CERIU/OTH PYROPHORC		9	229	297
370110 X-RAY FILM,PLATE IN FLAT UNEXP	92074	198311	87424	187767
370120 INSTANT PRINT FILM UNEXPOSED	26	26		94
370130 OTH UNEXPOSED PLATE>255MM	30766	120822	109423	162272
370191 O.PL/FILM-COLOUR PHOTOGRAPHY		31		76
370199 OTH PHOTOGRAP/PLAT/FILM/UNEXPS	599	599	43	797
370210 PHOT-FILM ROLL UNEXPOSE,X-RAY			87	87
370231 OTH PHOT/FILM ROLL<105MM				272
370239 OTH PHOT FILM ROLL ST/UNEXPOSE				51
370243 PHOT FILM W>610MM,L<200M	2003	10649	4550	16443
370244 PHOT FILMW>105MM BUT<610MM	46619	120366	36798	120848
370310 PHOT PAPER/BOARD/TEXT W>610MM	225	836		
370320 PHOT PAPER/BOARD/TEXT UNEX/COL	156	3740	4582	5806
370390 OTH PHOT PAPER/BOARD TEXT UNEX	8218	18134	4744	16558
370400 PHOT PLAT/FILM PAPER/BOARD EXP	851	851		1665
370510 PHOT PLAT/FILM FOR OFFSET REP		286		
370590 OTH PHOT PLAT/FILM	131	131		
370610 CINEMAGRAPHIC FILM EXPO/DEVEL	161	161	854	1942
370690 OTH CINEMA FILM EXPOSE DEVELOP	463	1091	643	1242
370710 SENSITISING EMULSIONS	6160	14171	17492	22067
370790 OTH CHEM PREP,PHOTOGRAPHIC USE	18899	36343	11534	32876
380110 ARTIFICIAL GRAPHITE		5920	13615	15220
380120 COLOIDAL/SEMI COLOIDL GRAPHITE	271	271	2905	3206
380130 CARBONEOUS PASTE ELECTRODE		631	81	81
380190 OTH,PREP GRAPHITE O/T CARBON	2430	5577	1808	3047
380210 ACTIVATED CARBON	18899	34244	12609	23526
380290 OTH ACT CARBON/NAT MINER PROD	10448	30506	9995	15669
380300 TALL OIL WHETHER/NOT REFINED			153	464
380400 RESIDUAL LYE FROM WOOD PULP NS	15717	35281	16929	36064
380510 GUM,WOOD,SULPHAT TURPENTIN OIL	1421	1421		
380590 OTH TERPENIC OIL CONIFER WOOD	2280	12709	6669	12529
380610 ROSIN AND ROSIN ACIDS	68037	155854	133853	269893
380630 ESTERS GUMS	6216	14649	10315	22155
380690 OTH,ROSIN,SPIRIT,OIL,RUN GUMS	2388	9987	12585	23302
380850 INSECTICIDE/RODENTICIDE/ETC	4765	4765	147	147
380891 OTHER INSECTICIDES	706532	1954312	562957	1195093
380892 FUNGICIDES	242500	643149	388290	603684
380893 HERBICID,ANTISPROUTING PRODUCT	523724	870199	329749	448673
380894 DISINFECTANTS	13884	33857	25781	49224
380899 PLANT-GROWTH REGULATORS R.O-71	8152	13237	22782	30278
380910 FINISHING AGENT AMYLACOUS SUBS			2576	4306

Contd.

10.11 Imports by Economic Categories (Detail)

(In Thousand Rupees)

ITEMS	AUGUST, 2015	FROM JULY, 2015	AUGUST, 2014	FROM JULY, 2014
380991 OTH FINISHING AGENT ETC TX ETC	227672	510103	301094	546965
380992 OTH FINISHING AGENT DYE CARRIER	24840	58216	23260	52129
380993 OTH FINISHING AGENT DYE CARRIER	63992	148128	110495	178119
381010 PICKLING PREP METAL SURFACE	20753	49740	73397	86819
381090 OTH PREP FOR METAL SURFACE	42126	80961	1106	38017
381119 OTHER,ANTI-KNOCK PREPARATIONS	5101	5979	3391	4644
381121 ADD LUBRICATE,PET OIL BIT MINE	364314	688595	663233	988505
381129 OTH ADDITIVE LUBRICATING OIL	94594	191966	136707	335311
381190 OTH PREP ADDITIVE FOR LIQU USE	275258	478679	248504	352121
381210 PREPARED RUBBER ACCELERATORS	22111	35731	3573	14901
381220 COMPOUND PLASTICIZER RUB PL	68	351	2443	2504
381230 ANTI-OXIDISING PREPAR & COMPOU	126499	263128	80673	122954
381300 PREP/CHARG FIRE-EXTINGUISHERS	6464	8994	3821	14748
381400 ORGAN COMP SOLVENT/THINNER NES	6711	13642	53289	58503
381511 SUPORTED CATALYST WITH NI/COMP	3072	22751	9926	10245
381512 SUPORTED CATALYST WITH PR/METL	280	2246		5907
381519 OTHER,SUPPORTED CATALYSTS	22569	32739	14022	41488
381600 REFRACTORY CEMENT,MORTARS,CONS	75197	112555	32454	63160
381700 MIXE ALKYL-BENZEN&MIX AL-NAPHT	546621	912508	679655	1054289
381800 CHEM ELEMENT/COMP DOP-ELECTRON	248	248		
381900 HYDRALIC BRAKE FLUIDS/LIQUIDS	13670	24661	11953	17715
382000 ANTI-FREEZING PREP/DEICE FLUID	9465	37012	16063	28043
382100 PREP CULTURE MEDIA MICRO-ORGAN	4263	11397	4158	10752
382200 DIAGNOSTIC/LAB REAGENTS/PR-DIA	436616	913873	498150	862028
382311 STEARIC ACID	16886	25318	9530	32474
382312 OLEIC (OLIVE) ACID	2261	4052	4398	7949
382313 TALL OIL FATTY ACIDS	9506	9792		3512
382319 OTH INDUS MONOCARBOXYLIC F.ACI	169025	449133	373731	633471
382370 INDUSTRIAL FATTY ALCOHOLS	23737	31232	17668	24159
382410 PREP BINDER FOUNDRY MOUL CORES	10389	19950	6993	15168
382440 PREPARED ADDITIVES FOR CEMENT	30983	54229	23721	40169
382450 NON-REFRACTORY MORTAR CONCRETE	1365	2593	3169	6101
382460 SORBITOL O/TH SUB-H-NO.2905.44	36876	83086	44191	85349
382478 CON (PFCs)/(HFCs)BUT NOT(CFCs)	1055	1609	1641	7958
382479 OTH MIX CON HALOGE DER OF METH	21261	31692	11276	19297
382490 OTH,CHEMICAL PRODUCT/PREPARA	1142760	2593977	1515861	2851295
382590 OTH RESIDUAL OF CEHM.INDUSTRY	124	2896		
390110 POLYETHYLENE SP GRAVITY<0.94	2829508	4866169	3188813	5827457
390120 POLYETHYLENE SP.GRAVITY>0.94	2358702	4209477	2807460	5215980
390130 ETHYLENE-VINYL ACETATE COPLMER	168868	289487	185009	392597
390190 OTH POLYMER OF ETHYLENE P.FORM	152558	383350	208837	333577
390210 POLYPROPYLENE	3743488	6710177	4726100	7929412
390220 POLYISOBUTYLENE	10263	15163	4803	9937
390230 PROPYLENE COPOLYMERS	1059409	1997184	1277612	2066102
390290 OTHER OLEFINS IN PRIMARY FORMS	26604	41953	30439	41876
390311 POLYSTYRENE EXPANSIBLE	2894	9104	8361	16000
390319 OTHER POLYSTYRENE	46500	60483	77225	137474
390320 STYRENE-ACRYLONITRILE COPOLYMR	4962	23640	22241	48449
390330 ACRYLONITRILE-BUTADINE-STYRENE	173405	318798	269965	446608
390390 OTH POLYMERS OF STYRENE,P-FORM	17519	30038	15143	27903
390410 POLYVINYL CHLORIDE,UNMIX SUBST	629285	1076142	572243	812314
390421 OTH POLYVINYL CHLORIDE,NON-PLA	3219	3350	2441	12926
390422 OTH POLYVINYL CHLORIDE PLASTIC	28595	54230	13296	60929
390430 VINYL CHLORIDE VINYL ACETATE	3636	9125	3772	9699
390440 OTH VINYL CHLORIDE COPOLYMERS	2700	18247	2031	7380

Contd.

10.11 Imports by Economic Categories (Detail)

(In Thousand Rupees)

ITEMS	AUGUST, 2015	FROM JULY, 2015	AUGUST, 2014	FROM JULY, 2014
390461 POLYTETRALUOROETHYLENE	144	157		
390469 OTHER, FLUORO-POLYMERS	4229	5210		360
390490 OTH POLYMERS OF VINYL CHLORIDE		1781	2471	2471
390512 POLYVINYL ACETATE AQUE DISPERS	4642	15542	6945	10355
390519 OTH POLYVINYL ACETATE (PVA)	7748	7748	2182	2214
390521 VINYL ACETATE COPOLYMERS AQUEO	60269	115514	34281	64400
390529 OTH VINYL ACETATE COPOLYMERS	7350	32121	28122	31910
390530 POLYVINYL ALCOHOL W/N CON UNHY	215076	497249	202067	391340
390591 COPOLYMERS	2756	6214		
390599 POLYMERS OF OTHER VINYL ESTERS	32469	63164	21020	55287
390610 POLYMETHYL METHACRYLATE	13595	24922	17236	23072
390690 OTHER,ACRYLIC POLYMERS P/FORMS	350602	661255	388221	693290
390710 POLYACETALS	8855	26432	11447	25006
390720 OTHER POLYETHERS	700488	1364046	937473	1766548
390730 EPOXIDE RESINS	87489	141345	69806	118883
390740 POLYCARBONATES	127614	235883	103394	174052
390750 ALKYD RESINS	26169	104138	26447	80610
390760 POLYETHYLENE TEREPHTHACATE(PET)	355842	850847	177710	606388
390770 POLY(LACTIC ACID)		8152		4184
390791 OTHER POLYESTERS, UNSATURATED	4952	5894	2063	2361
390799 OTH POLYSTERS IN PRIMARY FORMS	45279	88082	28873	44007
390810 POLYAMIDE-6,-11,-12,-6,6,-6,10	18157	42476	37745	57071
390890 OTH POLYAMIDE IN PRIMAR FORM	30679	72395	49343	76155
390910 UREA RESINS, THIOUREA RESINS	1859	2011	3783	8177
390920 MALAMINE RESINS	10415	33704	8620	22833
390930 OTHER AMINO-RESINS	783	2042	258	287
390940 PHENOLIC RESINS	29270	50721	27441	41195
390950 POLYURETHANES	238475	469163	262664	468233
391000 SILICONES IN PRIMARY FORMS.	322967	661781	285378	512837
391110 PETROL/COUMARONE,INDENE RESINS	11408	42327	11169	21460
391190 OTH,POLYSULPHIDE,SULPHONE/PLAS	9382	22860	19290	26237
391211 CELLULOSE ACETATES,NON-PLASTI	583	583		
391212 CELLULOSE ACETATES,PLASTICISED		234		
391220 CELLULOSE NITRATES(INCL COLLO)	71081	119442	94072	150138
391231 CARBOXYMETHYL CELLULOSE & SALT	124043	310291	172107	368744
391239 OTHER CELLULOSE ETHERS	142943	273513	107433	225873
391290 OTH CELLULOSE & CHEM DERIVATIV	91120	116028	55694	77478
391310 ALGINIC ACID,ITS SALTS & ESTER	93376	225121	176512	351883
391390 OTH NATURAL POLYMERS/MODIFI	27302	72683	54207	83829
391400 ION-EXCHANGERS BASED ON POLYMR	9052	45525	21927	40452
391510 WASTE,ETC OF ETHLY/POLYM/PLAST		475		
391520 WASTE,ETC OF STYRENE/POLY/PLAS				39859
391530 WASTEETC OF VINYL-CHLORIDE/PL	11701	22270	54569	125222
391590 WASTE,ETC PLASTIC/PARING	22232	34170	48677	103953
391610 MONOFILAMENT D>1MM RD/ST/PROFI			68	261
391620 MONOFILAMENT D>1MM-PL PO VICHL	8586	10774	4893	13728
391690 OTH MONOFIL D>1MM PLASTIC-TOH	17342	27363	12329	21423
391710 ARTIFI GUTS OF HARDEN PROTEIN	398	398	62	413
391721 TUBE,PIPE HOSES,RIGID,OF POLYM	5653	12811	13061	15388
391722 TUBE,PIPE HOSES,POLYMER OF PRO	20497	24711	557	1652
391723 TUBE,PIPE ETC OF POLYMER VINYL	8583	20462	17635	25939
391729 TUBE,PIPE HOSE,RIGID,OTH PLAST	62753	180087	5193	11750
391731 FLEXIBLE TUBE,PIPE B-PRE27.6MP	6999	18706	9571	29469
391732 OTH,TUBE,PIPE HOSE W/OUT FITNG	1535	2356	830	6006
391733 OTH TUBE,PIPE NOT REINFORCED	513	34860	639	882

Contd.

10.11 Imports by Economic Categories (Detail)

(In Thousand Rupees)

ITEMS	AUGUST, 2015	FROM JULY, 2015	AUGUST, 2014	FROM JULY, 2014
391739 OTHER TUBES,PIPES AND HOSES,	38993	157072	59459	85447
391890 FLOOR COVERING OF OTH PLASTICS	13396	23176	11277	20363
391910 SELF ADHESIVE PLAT,ETC W<20CM	81394	156094	106228	184754
391990 OTH,SELF-ADHESIV PLATE,W>20CM	315808	609842	240561	529700
392010 OTH PLATES,ETC PLASNON-CELULAR	114936	246496	125049	217645
392020 OTH PLATE,ETC PLAST NOT REINFO	199888	341453	113185	186653
392030 OTH PLATE,SHEET,ETC OF PLASTIC	35890	87478	11501	18292
392043 OTH PLATE,MAT OF VINYL CHLORID	50736	87382	35572	65270
392049 OTH PLAT,ETC VINYL CHLORID FLX	117779	180499	98736	207190
392051 OTH PLATE,ETC ACRYLIC POLYMERS		5843	23543	29697
392059 OTH PLAT,ETC OTH ACRYLPOLYEER	7755	14670	1042	5528
392061 POLY CARBONATE IN PLATE, ETC	5605	6931	1038	1038
392062 OTH PLATE ETC POLY(ETH TEREPH)	22980	117203	9118	21409
392063 OTH PLATE ETC UNSAT-POLYESTERS	4634	16412	27422	34146
392069 OTH PLATES ETC OF OTH POLYESTR	11344	20125	4538	7573
392071 OTH PLAT ETC PLAS OF REG CELUL		2319	1089	1089
392092 OTH PLAT ETC-PLAS OF POLYAMIDE	226	520	1372	4572
392094 OTH PLAT ETC-PLAS OF PHENORESN		17	2666	4816
392099 OTH PLAT ETC-PLAS OF OTH PLAST	53836	80366	36332	87102
392111 PLATES ETC OF PLAS POLY/STYREN	7057	8348	499	1692
392112 PLAT ETC PLASTIC CEL P-VIN-CHL	75616	115639	36381	102711
392113 PLAT ETC PLA CEL OF POLUURETHA	135770	181144	118443	238547
392114 PLAT ETC PLA CEL OF REGERATED			2363	4550
392119 FLAT SHET ETC PLA CEL OTH PLAS	26340	49196	30665	56022
392690 OTH, ARTICLES OF PLASTICS	298004	624997	353781	709357
400110 NATURAL RUBBER LATEX	142569	303986	269852	445327
400121 SMOKED SHEETS	99570	144820	133609	198267
400122 TECH SPECIFIED NATURAL RUBBER	257975	458620	185298	375574
400129 OTHER NATURAL RUBBER	13678	23365	8912	30814
400211 STYRENE-BUTADIENE RUBBER LATEX	106753	193828	142455	234097
400219 STYREN BUTADIEN RUBER CARBXyla	476542	804037	364632	502941
400220 BUTADIENE RUBBER (BR)	19349	42101	45272	53518
400231 ISOBUTENE-ISOPRENE RUBBER(IIR)	175752	332657	83436	134179
400239 OTH,HALO-ISOBUTENE-ISOPRENE RU	20868	21014	24783	24783
400241 CHLOROPRENE RUBBER LATEX (CR),		424		
400249 CHLOROPRENE RUBBER O/THAN LATX	79249	156354	36500	64893
400251 ACRYL BUTADIENE RUBBER LATEX				6
400259 ACRY BUTAD RUBBER O/THAN LATEX	60261	122697	57578	108514
400270 ETHYL PROPLENE-NON-CONJUGATED	13162	39592	9706	23711
400291 OTH SYNTHETIC RUBBER FACTICE			5	144
400299 OTH SYN RUBBER FACTICE D/F OIL	26692	41153	13969	26237
400300 RECLAIMED RUBBER PRIMARY FORM	23683	44375	34454	70859
400400 WASTE,PAROMGS&SCRAP O/TH H-RUB	64620	140122	108023	190817
400510 COMP WITH CARBON BLACK OR SILI	2987	8958	9393	25231
400520 SOLUTION/DISPERS O/T H-4005.10		170		
400591 PLATE,SHEET STRIP UN-VUL RUBER		1314	130	1569
400599 OTHER COMPOUNDED RUBBER	24821	48173	26635	50639
400690 OTH FORM&ARTIC UNVULCAN RUBBER	3173	3212	1106	1107
400700 UNVULCA RUBBER THREAD & CORD	19581	35396	15156	39095
400811 PLATE,SHEET ETC CELLU VULC RUB	14932	23438	1082	13846
400819 RODS&OTH FORMS OF CEL.VULC RUB	3839	6129	3433	4738
400821 PLAT,SHET N-CELU VULCANI RUBER	22626	61589	76468	134419
400829 RODS&OTH FORM OF N/CEL VUL RUB	2851	6690	2686	14176
400911 TUBE,PIPE OF RUBBER W/O.FITING	39187	71803	28704	51756
400912 TUBE,PIPE OF RUBER WITH FITING	3481	7506	2254	5974

Contd.

10.11 Imports by Economic Categories (Detail)

(In Thousand Rupees)

ITEMS	AUGUST, 2015	FROM JULY, 2015	AUGUST, 2014	FROM JULY, 2014
400921 TUBE,PIPE OF RUB W/O.METL.FIT	1920	5445	20064	21289
400922 TUBE,PIPE OF RUB WITH METL.FIT	302	1665	1168	2599
400931 TUBE,PIPE RUB W/O TEX.METL.FIT	7361	13313	10057	15392
400932 TUBE,PIPE RUB W/TEX.METL.FIT	820	1646	1378	9641
400941 TUBE,PIPE RUB W/O OTH.METL.FIT	6161	9291	3538	10104
401700 HARD RUBER IN ALL FORMS/ARTICL	734	3246	814	2056
410120 W.HID&SKIN BOV.WT8-10KG.UN.SPL	3924	3924	4091	4667
410150 WHOLE,HIDE/SK BOV ANI F>16 KG	37630	84081	77741	134297
410210 RAW SKINS OF SHEEP/LAMB W/WOOL	115671	272096	381690	660308
410221 RAW SK SHEP/LAM W-OUT WOOL PKD		22408	4109	31001
410229 OTH RAW SK SHEP/LAM W/OUT WOOL	45876	70112	8857	21741
410390 OTH,HID/SK FRE SALTED,DRIED,LA	45432	132582	153197	228781
410411 HIDE/SKIN FULL GRAIN UNSPLIT		2143	3975	8998
410419 OTH HIDE,SKIN WET STATE	29138	39897	11880	23483
410449 OTHER HIDES DRY STATE(CRUST)	1829	1829	4142	4142
410510 WET BLUE LAMB,SHEEP SKIN	83274	126857	98085	225512
410530 SHEEP/LAMB SKIN NO WOOL CRUST			1412	8177
410621 GOAT/KID SKIN WET BLUE	32025	56476	36489	112967
410622 GOAT/KID SKIN CRUST	3907	11467	4586	10917
410691 OTH WET BLUE SKINS				34
410711 WHOLE HIDE SKIN FULL GRAIN BOV		3434		
410712 WHOLE HIDE/SKIN GRAIN SPLIT BV	3727	7313	1252	1333
410719 OTH WHOLE HIDE/SKIN BOV ANIMAL	41094	80017	67871	216898
410791 OTH HIDE INCL SIDES FULL GRAIN	127	200		36
410792 OTH HIDE INCL SIDE GRAIN SPLIT	3374	3374		
410799 OTH LEATHER FURTHER PREPARED	20378	39420	15436	24902
411200 PREPARED LEATHER SHEEP/LAMB	212	11287	15532	16714
411310 LEATHER PREP.AFTER TANN GOAT	509	9323	49842	58632
411390 OTH LEA FURTHER PREP.AFTR TANE	1359	3583	3056	3598
411410 CHOMIS LEATHER				164
411420 PATENT LAMINATED METALIS LEATH			37	476
411510 COMP. LEATHER WITH BASIS LEATH	6354	22418	30150	49423
411520 PARINGS, OTH WASTE OF LEATHER		516	298	434
430219 OTH,FURSKINS,WHOLE,W&W/OUT H&T	9971	13954	1518	9425
440110 FUEL WOOD,IN LOGS,BILLETS ETC			193	193
440310 WOOD TRET WITH PAINT,STAIN ETC		1792	2620	3427
440320 OTH,CONIFEROUS SPECIES ROUGH	15846	27207	16144	28019
440349 OTH,WOOD,NON-CONF SPECIES ROUG	44043	69055	15746	15746
440391 OTH WOOD OAK LOGS NON-CONFIFER	3355	5386		
440399 WOOD OF OTHER NON-CONF SPECIES	129789	366250	62666	80139
440410 CONIFEROUS	10073	16208	4203	8334
440799 OTH WOOD NON-CONF.SPECIES	144133	269704	183892	337853
440810 CONIFEROUS SHEET FOR VENEERING	2636	16810	9331	18524
440831 VENEER/DARK RED MERANTI SHEETS	1521	1521		
440839 OTH VENEER SHEET/TROPICAL WOOD	3504	7477	4163	9981
440929 OTHER NON-CONIFEROUS WOOD	53	146	360	592
441011 PARTICLE BOARD OF WOOD	10602	18018	33508	38459
441012 ORENTED STRAND BOARB UN-WORKED	657	657	1253	1305
441019 OTH P-BOARD OF LIGNEOUS MATERI				34
441090 OTH P-BOARD NOT AGGLOM W-RESIN	336	671	950	959
441112 MEDIUM DENSITY BOARD (MDF)	192794	329109	94986	173680
441113 (MDF)THICKNESS 5MM TO 9MM	45012	60459	51058	65413
441114 (MDF)THICKNESS EXCEEDING - 9MM	157232	234443	121141	166949
441193 OTH (MDF)DENSITY 0.5-0.8g/cm3	124969	201547	53499	121132
441194 OTH (MDF)DENSITY NOT> 0.5g/cm3		779	965	3038

Contd.

10.11 Imports by Economic Categories (Detail)

(In Thousand Rupees)

ITEMS	AUGUST, 2015	FROM JULY, 2015	AUGUST, 2014	FROM JULY, 2014
441210 P-WOOD,VENEER PANELS OF BAMBOO				16
441232 OT P-W OUTER PLY NON-CONIFE-WD	39266	70023	24655	60201
441239 OTH PW CONSIST OF WD SHEET-6MM	7258	16812	18461	21673
441294 OTH BLOCKBOARD,LAMINATED&BATEN	1269	1269	1160	1160
441299 OTH PW CONSIST OF WOOD SHEET	453	667	669	703
441400 WOODEN FRAMES FOR PAINTINGS	1267	1815	1198	1431
441510 CASES,BOXES,CRATES,SIM/PACKING	2361	2741	780	2837
441520 BOX PALLETS& OTHER LOAD BOARD	272	295	33	36
442190 OTHER,ARTICLES OF WOOD	6821	23997	10924	31992
450110 NATURAL CORK,RAW/SIMPLY PREPAR			1913	2312
450190 WASTE CORK,CRUSHED,GRANULATED	257	1200	400	623
450310 CORKS AND STOPPERS	11	11		
450390 OTHER ARTICLE OF NATURAL CORK	12	515		50
450410 BLOCK PLATE SHEET,STRIP CORK	5314	9881	2862	5578
460290 OTH BASKET/WICKERWORK/LOOFAH	559	1249	195	612
470100 MECHANICAL WOOD PULP	9884	92673	34594	126177
470200 CHEM WOODPULP,DISSOLVING GRADE	7314	7314	15190	15190
470311 CHEM WOODPULP UNBLECHED CONIFE	102149	203761	53185	169228
470321 CHEM WOODPULPSEMIBLEACH/BLEACH	351502	584118	376430	700797
470329 OTH CHEMWOODPULP BLE/SEMI-BLEH	210648	560856	213376	776545
470429 CHE W-PULP,S-BLE/BLE NON-CONIF	8331	12408	14484	31947
470500 SEMI-CHEMICAL WOOD PULP	7	90627	172443	339898
470620 PULP OF FIBRES DERI FROM W-SCR	19851	19851		
470691 PULP OTHER CELL MATERIAL MECH	59	59		
470710 UN-BLEACHED KRAFT PAPER	108	19603	10247	52137
470720 RECOVERED PAPER/PAPER BOARD BL	717	810		
470790 WASTE & SCRAP OF OTHER PAPER	181170	383764	214290	336167
480100 NEWSPRINT,IN ROLLS OR SHEETS	399768	878662	551547	1117129
480210 HAND-MADE PAPER & PAPERBOARD	187	187	185	287
480220 PAPER/P-BOARD PHOTO-SENSITIVE	76	76		
480240 WALL PAPER BASE				14
480254 OTH PAPER & PAPERBOARD<40G/SQM	11870	15427	4880	12710
480255 OTH PAPER&PAPERBOARD>40-G/SQM	248376	467389	239173	298986
480256 OTH PAPER&PAPERBOARD IN SHEETS	13139	15364	38339	44515
480257 OTH PAPER WT 40-150 G/M2	35071	45717	50173	67124
480258 PAPER & BOARD WT>150G/M2	62345	109404	56866	85583
480261 OTH PAPER&PAPERBOARD IN ROLLS	374	374		
480262 OTH PAPER&PAPER BOARD IN SHEET	309710	591135	263534	338452
480269 OTH U-C CARBONISING BASE PAPER	1619	1619	1207	2642
480300 TOILET FACIAC TISSUE/TOWEL ETC	25891	38038	10505	27130
480411 KRAFTINER UN COATED UN-BLEACH	185978	346943	163427	218302
480419 OTH KRAFTLINER UNCOAT ROL/SHET	40145	108900	42023	92118
480421 SACK KRAFT PAPER,UNBLEACHED	483012	828153	302468	692022
480429 OTH SACK KRAFT PAP UN-COT RISH				2454
480431 OTH KRAFT P1BORD WT150G/SQMUNB	44046	78658	67758	83515
480439 OTH UNC K-P/BORD WT150G/SQMUB	21237	29248	18187	37617
480441 OTH KR.P/BORD W>150G<2259-UNBL	1350	1886		
480442 OTH KRAFT 150-225G BLECH		3561	4356	11333
480449 OTH KRAFT PAPER IN ROCC/SEETS			1715	1715
480451 OTH KRAFT PAPER 225G ON BLEACH			690	690
480459 OTH KRAFT PAPER IN ROLL 225G	14972	25963	56	20210
480511 SEMI-CHEMICAL FLOUTING PAPER	3826	31652		15971
480512 STRAW FLUTING PAPER		249		
480519 OTHER FLUTING PAPER	15	3072	36259	37210
480524 TESTLINER BD WT150G/M2 OR LESS	5290	24637	34895	37086

Contd.

10.11 Imports by Economic Categories (Detail)

(In Thousand Rupees)

ITEMS	AUGUST, 2015	FROM JULY, 2015	AUGUST, 2014	FROM JULY, 2014
480525 TESTLINER BOARD WT>150 G/M2	14048	24719	20349	30800
480530 WRAPPING PAPER,UNCOAT	20922	41780	28367	60114
480540 FILTER PAPER/PAPERBOARD,UNCOAT	4169	4364	1204	2303
480591 OTH P&P/ BOARD<150G UNCOATED	29408	55577	14067	49567
480592 OTH P&P/BOARD 150-225G UNCOAT	10499	10499	9352	15841
480593 OTH P & P BOARD<225G UNCOATED	13112	24053	8524	22079
480620 GREASEPROOF PAPERS	389	2055	162	2013
480630 TRACING PAPERS	1624	4039	3040	7391
480640 CLASSINE/GLAZED TRANSPA PAPER	16258	33814	23889	41510
480700 COMPOSITE P/BOARD STICKING FLA	4905	5749	453	10865
480810 CORRUGATED P&P/BOARD PERFORTE				264
480840 SACK KRAFT PAPER CREPED/EMBOSD	1238	1238		660
480890 OTH PAPER,CREPED/EMBOSSD/PERF	4410	10920	2505	9629
480920 SELF COPY PAPER	34192	51437	29484	55976
480990 OTH COPYING / TRANSFER PAPERS	2735	4727	3569	7141
481013 P&P/BOARD FOR WRITING/PRINTING	184174	379911	101959	202975
481014 P&P/B IN SHEET 1-SIDE<435/297M	600	600		
481019 OTH PAPER&PAPERBOARD IN SHEET	48033	152034	95129	165067
481022 LIGHT WEIGHT COATED PAPER	1443	1443	1137	1137
481029 OTH LIGHT WEIGHT COATED PAPER	319126	459418	232468	526346
481032 KRAFT PAPER&P/BOARD WT>150G/M2		12688	2592	12787
481039 OTH KRAFT PAPER&P/BOARD BLEACH	5	67	238	662
481092 OTH PAPER&P/BOARD MULTI-PLY	855470	1982145	1015942	1964375
481099 OTH PAPER&P/BOARD COATED	11628	28093	16890	53892
481141 GUMMED ADHESIVE PAPER & BOARD	237649	464649	87420	203834
481149 OTH GUMMED/ADHESIVE P&P/BOARD	36277	106979	6552	12930
481159 OTH P&P/BOARD PLASIC COAT.	292027	541573	329588	766920
481160 P&P/BOARD COATED WAX COVERED.	51427	125611	64143	123084
481190 OTH P&P/B CELLULOSE WADDING	131179	270683	144337	248538
481320 CIGRETTE PAPER IN ROLL WTH SCM	42245	103492	37267	110073
481390 OTH CIGARET PAPER,BOOKLET/TUBE	56552	110025	73470	91204
481420 WALL PAPER COVERD WITH GRANITE	14902	45437	12414	31620
491199 OTHER, PRINTED MATTER	14228	68831	32483	53875
500100 SILK-WORM COCOONS FOR REELING				644
500200 RAW SILK (NOT THROWN)	20365	23060	3058	7939
500300 SILK WASTE, YARN WASTE&G-STOCK				1156
500400 SILK YARN,NOT RETAIL SALE	35365	50336	38536	90101
500500 YARN SPUN FROM SILK,WASTE NRS	53926	100215	38613	74046
500790 OTHER SILK FABRICS	158404	290985	157907	366645
510111 SHON WOOL GREASY	2078	7385	1007	1508
510119 OTHER GREASY FLEECE WSHED WOOL	85938	225566	92019	224504
510121 SHORN WOOL, DEGREASED		5975		
510129 OTHER DEGREASED WOOL NOT CORBO			10795	12586
510130 CARBONISED WOOL	13678	24530	1867	1867
510510 CARDED WOOL	323	491	415	415
510529 OTHER WOOLTOPS&COMBED WOOL	11828	11828		7909
510531 FINE ANIMAL HAIR,CARDED/COMBED				4898
510610 YARN OF CARDED WOOL 85% WT WOL	68497	92910	19658	37668
510620 YARN OF CARDED WOOL<85% W WOL	3711	9985	34921	54953
510710 YARN OF COMBED WOOL-WOOL= />85%		4886	4785	6106
510720 YARN OF COMBED WOOL-WEIGHT<85%	116	2003	2516	7597
510910 YARN OF WOOL /ANIMAL HAIR 85%>			573	573
510990 OTH YARN OF WOOL / ANIMAL HAIR	476	476		
520100 COTTON, NOT CARDED OR COMBED.	1586789	5145195	1635072	3096578
520210 YARN WASTE(INCL.THREAD WASTE)	828	1669		436

Contd.

10.11 Imports by Economic Categories (Detail)

(In Thousand Rupees)

ITEMS	AUGUST, 2015	FROM JULY, 2015	AUGUST, 2014	FROM JULY, 2014
520299 OTHER COTTON WASTE	15823	44382	10764	22820
520300 COTTON, CARDED OR COMBED.			1679	1679
520419 OTH COTTON SEWING THREAD 85%>	455	455	133	223
520420 COTTON SEWING THREAD,RETL SALE	69	175		25
520511 SIN.COT.YAR.U.COM.FIB.D-714.29	50401	125931	10547	10547
520512 S-COT.YARN UCF.D-232.56-714.29	32698	69890	48693	94113
520513 S-COT.YARN UCF.D-192.31-232.56			311	311
520521 S/C YARN COM.FIB D-714.29/MORE	1908	1908		
520522 S/C YARN LF.DX.232.56-714.29	93930	154093	51225	107091
520523 S/C.YARN LF.DX.192.31-232.56		2530		
520524 S/C YARN COM.FIB.125-192.31-DX			29825	30899
520526 S/C YARN LF. DX. 106.30-125.	8851	17531	10786	20585
520527 S/C YARN COM.FIB.106-36-125-DX	158209	410594	190895	333472
520528 S/C YARN COMBED FIB.< 83.33-DX	158787	306936	158671	413903
520531 MUL/CAB.C/Y.ULF.>714.29DECITEX	26574	91717	9881	9881
520532 MUL/CAB C/Y ULF.232.56-714.29D	482	482	8834	9816
520535 MUL/CAB.C/Y UN.COM.FIB<125.DX.	4041	14607	22629	35277
520542 MUL/CAB.C/Y CF.232.56-714.29DX	1438	8360	8731	18226
520548 MUL/CAB.C/Y COM.FIB.< 83.33.DX	2089	2089	22152	22152
520611 S/C YARN UN COM. FIB>714.29 DX	3571	9323	3341	7726
520612 S/C YARN UN.COM. FIB.<71429.DX	20539	36075	4045	7519
520622 S/C YARN COMBED FIB.<714.29DX		85		
520624 S/C YARN COMBED FIB< 192.31DX	1382	5526		
520625 S/C YARN COMBED FIB<125 DX		4776		
520632 MUL/CAB C/Y UCF<D714.29,232.56		166		
520635 MUL/CAB C/Y UN-COM F/B<125DX		7186		7800
520710 C/Y CON>85 % WT OF COT PER-SAL	1051	1051	26	26
521225 OTH W-FAB COT PRINTED>200G/SQM		36	107	867
530121 FLAX,BROKEN OR SCUTCHED N-SPUN			2672	3311
530129 OTH, FLAX,HACKLED NOT SPUN	26588	68124	37404	40079
530290 OTH,TRUE,HEMP RAW,PROSS N-SPUN				
530310 JUTE/OTH TEXT BAST FIB RAW/RET	237119	543505	147809	427269
530390 OTH, WASTE OF JUTE&TEXTILE FIB		5573		1293
530500 COCONUT,ABACA RAMIE,RAW/PROCE	32803	40504	13829	25827
530610 SINGLE FLAX YARN	7932	16199	26526	38443
530710 SINGLE,YARN OF JUTE OR OTH FIB	2413	11025	5857	10886
530720 MULTIPLE OR CABLED YARN(RAMIE)	268	268	1489	3775
530810 COIR YARN	3714	6904	3718	6129
531100 WOV FAB OF OTH VEG TEX FIB	1124	1124	1104	1104
540110 SEWING THREAD SYTHA FILAMENT	67545	102506	61615	107440
540120 SEWING THREAD ARTIFICIAL FILAM	276172	494605	155858	330754
540211 HIGH TENANCITY YARN OF ARAMIDS	120	120		
540219 OTH HIGH TENANCITY NYLON YARN	1291	1291	408	408
540220 HIGH TEN YARN OF POLYESTERS	932	2034	8662	10832
540231 FILAMENTS YARN NYLON POLY 50	74103	165638	175067	294139
540232 FILAMENTS YARN NYLON/OTH POLY	17813	25727	13423	35210
540233 FILAMENTS YARN OF POLYESTERS	1216558	2276121	1563571	3424729
540234 TEXTURED YARN OF POLYPROPYLENE	17498	61359	16391	28936
540239 OTH, SYNTHETIC FILAMENTS YARN	14616	46939	46324	100512
540244 OTH YARN SINGLE UN-TWIST/TWIST	333329	866232	450575	910696
540245 ELASTOMERIC YARN OF NYLON	32221	61953	72301	118327
540246 ELASTOMERIC YAR,POLY-PARTIALLY	6232	8392	10234	20076
540247 ELASTOMERIC YARN OF POLYESTERS	364381	617942	495808	1002351
540248 O-ELASTOMERIC OF SPANDEX/LYCRA	15782	15782	6186	12852
540249 OTH,YARN,SINGLE,50 TURNS/MTR	5042	30558	5100	6329

Contd.

10.11 Imports by Economic Categories (Detail)

(In Thousand Rupees)

ITEMS	AUGUST, 2015	FROM JULY, 2015	AUGUST, 2014	FROM JULY, 2014
540251 OTH S/Y TWIST>50/M NYLON,POLYA	3333	3333	1922	4615
540252 OTH S/Y TWS>50/M OF POLYESTER	29298	54254	29630	60626
540259 OTH S/Y TWS>50M OF OTH POLYEST	187	187	48	48
540261 OTH Y-MULTIPLE/CAB NYLON/POLYM	4805	6790	3533	8262
540262 OTH Y-MULTI/CAB OF POLYESTER	81702	177721	122170	222957
540269 OTH Y-MULTI/CAB NOT RETAIL SAL	12948	17751	11084	26864
540331 OTH Y/S UN-TWST VISCOSE RAYON	666031	1369780	793655	1576743
540332 OTH Y/S VIS RAY >120TURNS/MTRS	512865	1010146	492430	962346
540333 OTH YARN,SINGLE CELLULOSE ACET			10259	10259
540339 OTH ARTIF FILAMENT YARN SINGL	74257	152671	83493	140003
540341 OTHER YARN OF VISCOSE RAYON			12547	12767
540349 OTH ARTI FILAMENT YRN VIS RAYO		67	3002	3002
540411 ELASTOMERIC SYN-MONOFILAMENT	2023	2127	3640	6255
540412 OTH MONOFILAMENT OF POLYPROPYL		2448	2661	3157
540419 OTH SYN MONOFILAMENT OF 67-DEX	18682	35268	13911	24708
540490 OTH SYNTH YARN & SYNTH TEX MAT	32581	44219	469	43741
540500 ARTIFICIAL MONOFILAMENT67D/MORE				386
540834 OTH WOV FAB ART.FIL YARN PRINT				133
550110 SYN FIL TOW NYLON/OOPOLYAMIDES		50		
550120 SYN FILAMENT TOW OF POLYESTERS	4822	4822	14963	21008
550130 ACRYLIC OR MODACRYLIC	204205	448510	314012	495230
550190 SYNTHETIC FILAMENT TOW,N.S.	3	3	25374	25374
550200 ARTIFICIAL FILAMENT TOW	279549	752346	326910	629238
550311 SYN STAPL FIB OF NY OF ARAMIDS	10631	15489	3708	5134
550319 OTH SYN STSPL FIB NOT CARD/COM	6260	6260	48839	77010
550320 SYN STA FIB POLYESTER N-CRD/CD	927495	2001854	1557476	2725067
550330 SYN STA FIB ACRYLIC N-CRD/COMD	671348	1404466	348274	698117
550340 SYN STAFIB POLYPROPYLENE N-C/C	1723	3444	784	5792
550390 SYN STAPLE FIB NOT CARDED/COMB	18396	39581	1345	1345
550410 ART-STA FIB VIS RAYON N-CRD/CO	2860983	5336849	2725482	4551169
550490 OTH ART STAPLE FIB NOT CARDED	496045	1020250	531795	927002
550510 WASTE SYNTHETIC FIBRES		689	2806	2806
550520 WASTE ARTIFICIAL FIBRES			402	1302
550610 SYN STA FIB CRD,COM SPIN NYLON	2828	2828		
550620 SYN STA FIB CRD,COM SPN POLYES	3389	31316	22048	44552
550630 ACRYLIC FIBRES CARDED/COMBED		3724		347
550690 SYNTHETI FIB CARDED/COMBED NS				100
550700 ARTIFI STAPLE FIB CARDED/COM	583	583		
550810 SEWING THREAD SYN STAPLE FIBRE	3620	4192	4179	6591
550820 SEWING THREAD ART STAPLE FIBRE			20609	24078
550911 S/Y STA FIB 86% WT NYLON	5653	21028	104245	271159
550912 MULTI CAB YRN SYN FIB NYL 85%W	1831	3711		
550921 S/Y SYN STA FIB 85% WT POLYSTR	415968	762570	541960	1200468
550922 MULTI STA FIB 85% W POLYESTER	106612	223713	106960	160897
550931 SINGLE YARN85% OR MORE ACRYLIC		33093	24078	32842
550932 MUL/CAB YARN 85% ACRYLIC FIB	66244	135834	17757	81107
550941 SINGLE YARN 85% WT SYN STA FIB	8224	30222	7966	7966
550951 O/YRN POLYES STA FIB MIX ARTIF	244748	474451	221293	408149
550953 OTH YRN OF POLYESTER MIX COTTN	9687	21839	5522	5522
550959 OTH YRN OF POLY STAPLE FIBRE	34874	91348	60780	104459
550961 O/YRN OF ACRYLIC S-FIB MX WOOL	93	2342	17250	42268
550962 OTH YARN ACRYLIC MIX COTTON		51		
550969 YARN ACRYLIC FIB NOT FOR R-SAL	30032	78057	17863	96777
550999 OTH YARN SYN FIB NOT FOR R-SAL	4603	13732	5649	5649
551011 S/YRN ART STA FIB>85% STAPLE-F	182032	266754	117830	246631

Contd.

10.11 Imports by Economic Categories (Detail)

(In Thousand Rupees)

ITEMS	AUGUST, 2015	FROM JULY, 2015	AUGUST, 2014	FROM JULY, 2014
551012 MUL/CAB YARN ART STA FIB>85%W			5868	11605
551030 O/YRN ART STA FIB MIX COT-NRS		6410	17	17
551090 O/YRN ATT STA FIB<85%ART ATA-F		144	207	207
551120 YARN<85% BY WT SYN STAP FIBRE			5642	18946
560290 OTH FELTS,NOT IMPREGNATE,COAT	15362	42721	11355	23022
560311 N-WOVNS, M-MADE FILA>25G/SQM	78114	143281	50916	84716
560312 N-WOV, M-MAD FIL>25G/SQM>70GSQM	75077	184894	109630	208051
560313 N-WOVNS,M-MAD FIL>70G/SQM>150G	30150	78187	27391	63450
560314 N-WOV,M-MAD FLAME WT>150G/SQM	21860	35887	20595	34116
560391 OTH NONWOVENS, WT>25 G/SQM			14	14
560392 OTH N-WOV,WT>25G/SQM>70 G/SQM	5354	11210	2946	5383
560393 OTH,NON WOVEN>70G/SQM>150G/SQM	4777	10194	2259	6674
560394 OTH,N-WOVEN WEIGHING>150G/SQM	126019	317663	130097	282087
560410 RUBBER THREA AND CORD,TEX COVE	24	46	2494	3322
560490 OTHER,TEXTILE COVERED MATERIAL	5669	20347	9857	24495
581099 OTH TEXTILE MATERIAL.	2096	2406	249	249
581100 QUILTED TEXTILE PRODUCT PIECE.	6501	7856	2959	7883
590110 TEX FAB.GUM COATED/AMYLAC,SUBS	288	288	68	4401
590290 OTH,TYRE CORD FAB YARN VIS-RYN		1036	110	110
590310 TEX.FAB.IMP,COV/LMTD PICAL.	110202	277806	145904	300864
590320 TEX.FAB IMP,COATED,POLYURETHAN	174223	308737	160478	407637
590490 OTH FLOOR COVERINGS, LINOLEUM		51		
590610 ADHESIVE TAPE < 20 CM	522	2328	744	1269
590691 RUBBERISED TEX FAB,KNIT/CROCH	308	308	224	3416
590699 OTHER,RUBBERISED TEX FAB,N.S	7878	18459	5687	18610
590700 TEXTILE FABRICS O/W IMPG/COATD	20778	43573	13712	30083
630800 SETS OF WOVEN FABRICS AND YARN	97	188		
630900 WORN CLOTHING&OTH WORN ARTICLE	1092166	2168177	1144539	2072943
631010 USED&NEW RAGS,SCRAP,TWINE,ETC	119	135	905	905
640590 OTHER FOOTWEAR	49596	75275	17150	30488
640610 OTH PARTS OF FOOTWEAR N.S.	20639	50614	10425	13173
640620 OUTER SOLE/HEEL OF RUB/PLASTIC	29166	34027	9629	16954
640690 PARTS OF FOOTWEAR/OTH MATERIAL	1581	3234	4380	7370
700800 MUL-WALLED INSULATE UNIT GLASS	6100	7043	6454	55010
700910 REAR VIEW MIRRORS FOR VEHICLES	8083	14261	5921	10967
700991 UNFRAMED GLASS MIRRORS	45299	104335	60923	121606
701399 O-GLASSWARE INDOOR DECORATION	177557	340735	164709	306031
701890 OTH GLASS ART O/T IMI-JEWELERY	13047	22820	1147	5370
701911 SILVER/ROVINGYARN C/STAND=50MM	499	518		51
701912 ROVINGS	3743	25339	9984	22083
702000 OTH ARTICLES OF GLASS	4537	8900	2886	6261
710310 UN-WORKED/SIMPLY SAWN PRE-STON	888	888	2580	9369
710399 OTH SEMI/PRE STONES WORKED N.S	46	627		
710691 SILVER UNWROUGHT	25161	25161		
710692 SEMI-MANUFACTURED SILVER		506	7066	21288
730890 OTH STRUCTURE OF IRON OR STEEL	479981	814678	252539	569631
730900 RESERVATORS,TANKS,VATS SIMICONT	1981	28350	1177	38349
731010 TANKS,CASKS,DRUMS,CANS,BOX>50	270	3571	9295	9712
731021 CAN,CLOSED BY SOLD/CIMP CAP<50	12798	18746	3850	10695
731029 OTH TANK,CASK,DRUM,BOX CAP<50	26550	57970	59300	74156
761090 ALUM STRUCTURE & PARTS N.E.S.	20850	45002	70889	154863
761210 COLLAPSIBLE TUBULAR CONTA ALUM	617	4020	3044	3044
761290 OTH CASKS,DRUM,CAN,BOXES ALUMI	179968	313388	264136	539410
890800 VESSELS&F-STRU FOR BREAKING UP	1588981	2103067	7387804	7387804
900110 OPTICAL FIB,OPTI FIB BUNDLES	48591	115853	33936	66512

Contd.

10.11 Imports by Economic Categories (Detail)

(In Thousand Rupees)

ITEMS	AUGUST, 2015	FROM JULY, 2015	AUGUST, 2014	FROM JULY, 2014
900120 SHEET,PLATE OF POLARISING MATE	56	56	217	310
900130 CONTACT LENSES.	895	1939	249	2314
900140 SPECTACLE LENSES OF GLASS.	3994	8505	3221	9732
900150 SPECTACLE LENSES OTH MATERIAL	2387	3903	1631	2845
900190 OTH LENSES, PRISMS, MIRRORS	2911	4980	622	2210
900211 OBJETIVE LENSE CAMRA/PROJECTOR	1516	1681	363	1005
900219 OTHER OBJECTIVE LENSES.	4613	6253	421	992
900220 FILTERS FOR OBJECTIVE LENSES	23	226		26
900290 OTH,MOUNTED OPTICAL ELEMENTS	299	931	5335	6088
900311 FRAMS,MOUNTINGS OF PLASTICS	289	573	954	1722
900319 FRAM,MOUNTING OF OTH MATERIAL	5433	12735	2359	5403
900390 PART FOR FRAMES&MOUNT SPECATLE	37	37	46	82
900410 SPECTACLES,GOGGLES SUNGLASSES	12815	38790	14976	45696
900590 PARTS/ACCESSORIE OF BINOCULARS		23	90	189
900610 CAMERA FOR PREPARE PRINT PLATE	224	224		
900630 CAMERA USED IN UNDERWATE SURVY				15
900651 CAMERA(SLR) FOR FILM WD!>35MM				19
900659 OTH CAMERA PHOTOGRAPHIC	57	70	783	1042
900661 DISCHARGE LAM FLASHLIGHT APPAR	164	454		40
900669 OTH PH-GRAPHIC FLASHLIGHT APPA	208	208	218	532
900691 PARTS,ACCE PHOTOGRAPHIC CAMERA	1283	2128		580
B. CAPITAL GOODS TOTAL	35079181	67926699	34749992*	62543836
250100 SALT/PURE SODIUM CHLORIDE	6009	8586	4943	11311
250300 SULPHUR OF ALL KINDS	132073	157443	68245	116804
250410 NATURAL GRAPHITE OF ALL KINDS	6040	19339	14907	23054
250510 SILICA SANDS AND QUARTZ SANDS	2527	2527	2787	3679
250590 OTHER NATURAL SANDS	456	1523	1276	3430
250610 QUARTZ (O/T NATURAL SANDS)	1008	1457	488	488
250700 KAOLIN & OTH KAOLIN CLAYS	64369	133133	63940	127873
250810 BENTONITE	5001	5273	5060	9282
250830 FIRE-CLAY		854		
250840 OTHER CLAYS	598	8253	5124	14273
250900 CHALK	11247	18836	4647	17092
251110 NATURAL BARIUM SULPHATE	1370	4354	3466	5169
251200 SILICEOUS FOSSIL MEALS		1118	2478	3939
251310 PUMIC STONE W/NOT HEAT TREATED	11728	21034	3293	10728
251320 EMERY,NATURAL CORUNDUM,GARNET	3112	7610	3379	10850
251511 MARBLE/TRAVERTINE,CRUDE ROUGH	47708	51806	9441	31285
251512 MARBLE,TRAVERTINE,MERELY CUT	574	574	246	566
251611 GRANITE,CRUDE/ROUGHLY TRIMMED	3364	5230	1406	1688
251612 GRANITE,MERELY CUT,BY SAWING				48
251620 SANDSTONE,CRUDE/ROUGHLY TRIMED			664	664
251710 PEBBLES,GRAVEL/CRUSH STONE ETC	20	20		
251741 GRANULES,CHIP & POWDER,MARBLE			493	493
251749 OTH GRANULE,CHIPPING & POWDER	6544	6544		553
251830 DOLOMITE RAMMING MAX			3255	3255
251910 NAT.MAG.CARBONATE (MAGNESITE)		1153		
251990 OTH FUSED MAGNESIA,DEAD BURNED	8147	22145	18772	20989
252010 GYPSUM; ANHYDRITE	8513	10560	7019	8738
252020 PLASTERS OF CALCINED GYPSUM	399	1871		638
252100 LIMESTONE FLUX;LIMESTON CEMENT	509	509		
252210 QUICKLIME	446	446		
252220 SLAKED LIME	485	1686	238	858

Contd.

10.11 Imports by Economic Categories (Detail)

(In Thousand Rupees)

ITEMS	AUGUST, 2015	FROM JULY, 2015	AUGUST, 2014	FROM JULY, 2014
252310 CEMENT CLINKERS	6413	11101	2125	2381
252329 OTHER PORTLAND CEMENT	115368	121937	64940	110598
252330 ALUMINOUS CEMENT(CEMENT FONDU)		176		
252390 OTHER HYDRAULIC CEMENTS	33252	58398	70357	97993
252410 ASBESTOS CROCIDIOLIITE				2293
252490 OTHER ASBESTOS	36619	39151	22217	22217
252520 MICA POWDER	22	22	398	1017
252610 NATURAL STEATITE,NOT CRUSHED	4341	7561	227148	427119
252620 NATURAL STEATITE,CRUSH/POWDER	4247	6810	3043	6184
252800 NATURAL BORATES & CONCENTRATES	123	123		94
252921 FLUORSPAR<97% CALCIUM FLORIDE	37	37		
252922 FLUORSPAR>97% CALCIUM FLORIDE		112		
252930 LEUCITE;NEPHELINE,NEPH SYENITE	329	329		
253010 VERMICULITE,PERLITE CHLORITES	561	561	1614	1614
253090 OTHER,MINERAL SUBSTANCES	40841	72645	34336	87035
260111 IRON ORES,CONCEN,NON-AGGLOMERT		142300	128630	128630
260200 MAGANESE ORES & CONCENTRATES				116543
260400 NICKLE ORES AND CONCENTRATES				111
260700 LEAD ORES AND CONCENTRATES	1044	2082	308	1311
260800 ZINC ORES AND CONCENTRATES	3662	3662		
261000 CHROMIUM ORES AND CONCENTRATES			1006	4629
261400 TITANIUM ORES & CONCENTRATES	4068	10484	288	2407
261510 ZIRCONIUM ORES AND CONCENTRATE				3660
261590 OTH NIOBIUM,TANTALUM,VANAD ORE		156		
261800 GRANULATED SLAG M/G IRON,STEEL	80766	108535	17431	32128
261900 SLAG,DROSS OTH WASTE,IRN/STL	5914	6373	9742	11373
262011 HARD ZINC SPELT MAINLY OF ZINC	1381	2223		647
262019 OTH,ASH&RESIDUE C/MAINLY ZINC		548	738	5713
262040 ASH&RESIDUE MAINLY OF ALUMNIUM	297	741		
262190 OTH SLAG &ASH,RESIDUES M-WAST			1563	1563
270111 ANTHRACITE NOT AGGLOMERATED		2663	837	837
270119 OTHER COAL,NOT AGGLOMERATED	5561006	9740200	3277981	7026823
270120 BRIQUETTES SIMILAR SOLID FUEL		64		
270210 LIGNITE NOT AGGLOMERATED		1951	1214	1214
270300 PEAT INCLPEAT LITTER	2877	4520	993	2857
270400 COKE/SEMI OF COAL,RETORT CARBN	275421	436631	298793	571712
270500 COAL GAS,WATER GAS,SIMILAR GAS	190	190		
270720 TOLUOLE (TOLUENE)		2328		
270730 XYLOLE (XYLENES)	150556	311399	212669	425697
270750 OTH STOCK FOR CARBON BLACK	28757	33730	4139	4662
270791 CREOSOTE OILS			1611	1611
270799 OTH OIL /PROD DISTLION COALTAR	36752	112061	58511	59146
271019 KEROSENE,INCL KER.TY. JET FUEL	1711127	2708719	1367943	2229600
271129 OTH GAS HYDROCARBON GAS STATE	103	103	758	1075
271210 PETROLEUM JELLY	182834	216211	23874	43503
271220 PARAFIN/WAX,CONT WT<0.75%OIL	18688	70660	25604	68770
271390 OTH RESIDUE PETROLEUM BITUMEN	2998	2998	13	13
271500 BITUMEN MIXTURES,NATURAL	4581	13746	6035	16048
280120 IODINE		22920	56789	56905
280200 SULPHUR,SUB/PRE COLLI.SULPHER		410	797	797
280300 CARBON(INCL CARBON BLACK)NES	168737	358577	49978	101263
280410 HYDROGEN.	444	473	143	143
280421 ARGON	2991	9395	3526	8722
280429 OTHER, RARE GASES.	15552	22161	5923	8884
280430 NITROGEN	1890	2408		

Contd.

10.11 Imports by Economic Categories (Detail)

(In Thousand Rupees)

ITEMS	AUGUST, 2015	FROM JULY, 2015	AUGUST, 2014	FROM JULY, 2014
280440 OXYGEN	219	982		116
280450 BORON, TELLURIUM				5
280461 SILICON CON & 99.99% BY WEIGHT	4830	4830		
280469 OTHER SILICON	4334	7619	44	637
280470 PHOSPHORUS	2080	8654	7926	17274
280480 ARSENIC				3820
280490 SELENIUM	1265	11701	30075	36713
280519 OTHER ALKALI METALS	144	17103	1721	6984
280540 MERCURY		2282	2253	2253
280610 HYDROGEN CHLORIDE (HCL ACID)		7571	211	343
280700 SULPHURIC ACID; OLEUM	81	81		
280800 NITRIC ACID;SULPHONITRIC ACIDS	2620	9601	11403	18586
280910 DIPHOSPHORUS PENTAOXIDE	210	1249		1074
280920 PHOSPHORIC/POLPHOSPHORIC ACIDS	2427075	5212949	3431628	5570437
281000 OXIDES OF BORON;BORIC ACIDS	25558	53468	24243	30798
281111 HYDROGEN FLUORIDE	1433	2512		1895
281119 OTHER INORGANIC ACIDS.	313	18606	11934	22034
281121 CARBON DIOXIDE		358	27970	59465
281122 SILICON DIOXIDE (SILICA)	54191	126505	42130	102340
281129 OTH INORGANIC OXYGEN COMPOUNDS	3130	5550	1249	2117
281210 CHLORIDES AND CHLORIDE OXIDES	24	24	12	47
281290 OTH HALIDE/HALIDE OXIDES	569	569	5678	5678
281390 OTH SUPHIDE OF NON-METALS	2741	2741		
281420 AMMONIA IN AQUEOUS SOLUTION	939	3679	500	607
281511 SODIUM HYDROXIDE SOLID	11333	20819	1808	3564
281512 SODIUM HYDROXIDE AQUEOUS SOL	37	37	396	631
281520 POTASSIUM HYDROXIDE (CAUSTIC)	12100	38323	39715	82883
281610 HYDROXIDE/PEROXIDE OF MAGNESIUM	2202	15183	6612	13549
281640 STRONTIUM,OXIDE,H-OXIDE,PEROXI			265	276
281700 ZINC OXIDE;ZINC PEROXIDE	27850	53755	25428	34623
281810 ARTIFICIAL CORUNDUM NOT DEFIN	3088	9870		5884
281820 ALUMINIUM OXIDE O/T ARTIFICIAL	21950	42517	18142	35780
281830 ALUMINIUM HYDROXIDE	26124	64039	24975	77319
281910 CHROMIUM TRIOXIDE	17669	34060	885	31319
281990 OTH,CHROMIUM OXIDES&HYDROXIDE		1857	181	181
282090 OTHER, MANGANESE OXIDES			15108	15108
282110 IRON OXIDES AND HYDROXIDES	51931	103223	51683	104495
282120 EARTH COLOURS		56		
282200 COBALT OXIDE & HYDROXIDE	1896	10753	5964	15512
282300 TITANIUM OXIDES.	23286	47261	43381	81483
282410 LEAD MONOXIDE(LITHARGE,MASICOT		10639		2168
282490 OTHER, LEAD OXIDES				837
282510 HYDRAZINE,YDROXYLAMINE SALT	10931	15537	8427	18863
282520 LITHIUM OXIDE AND HYDROXIDE		3945	466	493
282530 VANADIUM OXIDES AND HYDROXIDES	161	206		10
282560 GERMANIUM OXID/ZIRCONIUMDIOXID			2	2
282570 MOLYBDENIUM OXIDES/DIOXIDES				418
282580 ANTIMONY OXIDES		17603	18862	18862
282590 OTH INORGANIC BASE/METAL OXIDE	622	1812	1227	5779
282619 OTHER, FLOURIDES	585	1014	6246	6782
282630 SODIUM HEXAFLOROALUMINATE			70	98
282690 OTHER,COMPLEX FLUORINE SALTS	96	4376	336	2756
282710 AMMONIUM CHLORIDE	5893	9998	2334	3051
282720 CALCIUM CHLORIDE	13012	31885	8705	17898
282731 CHLORIDES OF MAGNESIUM	7157	9187	2849	4588

Contd.

10.11 Imports by Economic Categories (Detail)

(In Thousand Rupees)

ITEMS	AUGUST, 2015	FROM JULY, 2015	AUGUST, 2014	FROM JULY, 2014
282732 CHLORIDES OF ALUMINIUM		1501		1212
282735 CHLORIDES OF NICKEL	3527	6690	916	1095
282739 OTHER CHLORIDES:	6190	29149	6295	24450
282741 CHLORIDE OXIDE/HYDROXIDE COPPER			298	298
282749 OTH CHLORIDE OXIDE/HYDROXIDES			84	84
282751 SODIUM POTASSIUM BROMOMIDES		301	561	1187
282759 OTH BROMIDE/BROMIDE OXIDE		5737	5078	7539
282760 IODIDES AND IODIDE OXIDES	6040	6517	3231	5777
282810 COM CAL HYP (BLEACHING POWDER)				2
282890 OTH HYPOCHLORITES/HYPOBROMITES	9547	11204	1533	4725
282911 CHLORATES OF SODIUM		2614	1279	3281
282919 OTH CHLORATES/PERCHLORATES	27007	69567	61105	94959
282990 OTH BROMATES/PERBROMATE/IODATE	3045	26021	5374	5400
283010 SODIUM SULPHIDES	80323	169896	76996	95301
283090 OTH, SULPHIDES, POLYSULPHIDES	22	22		
283110 SODIUM DITHIONITE,SULPHOXYLATE	110661	196738	92741	210273
283190 OTH DITHIONITE & SULPHOXYLATE	39843	186830	33704	173824
283210 SODIUM SULPHITES(NEUTRAL)	28854	70166	45423	98461
283220 OTHER SULPHITES		113	3071	3071
283230 THIOSULPHATES	1528	1528	2963	5010
283311 DISODIUM SULPHATE	102669	276646	143933	236993
283319 OTHER SODIUM SULPHATES	390	1051	7656	7656
283321 MAGNESIUM SULPHATE(EPSOM SLATE)	4049	8597	1278	2925
283322 SULPHATES OF ALUMINIUM	2200	9155	4627	12729
283324 SULPHATES OF NICKLE	4063	10224	2855	7632
283325 SULPHATES OF COPPER	13320	19675	12832	29224
283327 SULPHATES OF BARIUM	4273	8099	3513	9753
283329 OTHER SULPHATES	142108	291403	118031	380557
283330 ALUMS			312	315
283340 PEROXOSULPHATES(PERSULPHATES)	5792	9003	7739	7908
283410 NITRITES	3248	4544	5876	9835
283421 NITRATES OF POTASSIUM	2188	21800	7802	16255
283429 OTHER, NITRATES	5396	9835	4014	7528
283510 PHOSPHINATES & PHOSPHONATES	470	606	7722	14107
283522 PHOSPHATES OF MONO-OR DISODIUM	9630	28033	11055	18509
283524 PHOSPHATES OF POTASSIUM	1537	1732	71	6229
283525 CALCIUM HYDROGEN-ORTHOPHOSPHAT	33260	118935	178245	228373
283526 OTH CALCIUM PHOSPHATE (PURE)	7178	15736	62460	118091
283529 OTHER, PHOSPHATES	2830	5895	3924	11369
283531 SODIUM TRIPHOSPHATE	33417	93007	56841	166713
283539 OTHER, POLYPHOSPHATES	17343	39632	31365	61442
283620 DISODIUM CARBONATE NATURAL	68847	128864	69907	164674
283630 SODIUM HYDROGEN CARBONATE	21356	43748	7738	22368
283640 POTASSIUM CARBONATE	15561	24994	32825	93782
283650 CALCIUM CARBONATE	15851	30840	26408	49842
283660 BARIUM CARBONATE	48713	73316	14700	24542
283692 STRONTIUM CARBONATE				74
283699 OTHER, CARBONATES	21054	57070	32008	62149
283711 CYANIDES OF SODIUM	19026	19026	10185	15616
283719 OTH CYANIDE/OXIDES		76	187	187
283720 COMPLEX CYANIDES	67	67	46	101
283911 SODIUM METASILICATES	4039	6986	1764	4293
283919 OTHER, SILICATES	900	2530	3900	3913
283990 OTHER, METAL SILICATE	5027	12173	4715	14101
284011 SODIUM TETRABORATE ANHYDROUS	24	24		

Contd.

10.11 Imports by Economic Categories (Detail)

(In Thousand Rupees)

ITEMS	AUGUST, 2015	FROM JULY, 2015	AUGUST, 2014	FROM JULY, 2014
284019 OTH DISODIUM TETRABORAT(REFINE	24095	50600	13370	26884
284020 OTHER, BORATES	107	12255		412
284030 PEROXOBORATES (PERBORATES)			729	729
284130 SODIUM DICHROMATE	22575	53485	36004	48219
284150 OTH CHROMATE DI/PER CHROMATES	943	1046		90
284161 POTASSIUM PERMANGANATE	5001	12915	7963	7963
284170 MOLYBDATES	57	647	1021	1114
284180 TUNGSTATES (WOLFRAMATES)				4
284190 OTH,SALT OXOMETALIC/PEROX ACID	547	4658		20
284210 DOUBLE OR COMPLEX SILICATES.	15954	34683	20601	34535
284290 OTHER SALTS OF INORGANIC ACIDS	2857	73524	1758	1809
284321 SILVER NITRATE.	29	442	23	324
284329 OTHER,SILVER COMPOUNDS	51	442	22	431
284330 GOLD COMPOUNDS.			136	136
284390 OTHER COMPOUNDS,AMALGAMS	35	35	1249	1249
284410 NATURAL URANIUM,ITS COMP ALLOY		101		
284440 RADIOACTIVE EL/ISOTOP COMP ALY	14692	21660	13741	15056
284590 OTH ISOTOPES & THEIR COMPOUNDS		602		
284610 CERIUM COMPOUNDS.	474	474		
284690 OTH RARE EARTH METAL COMPOUNDS	6	2443		7
284700 HYDROGEN PEROXIDE SO-WITH UREA	14253	41726	14634	32478
284910 CALCIUM CARBIDES	40843	187067	83482	211158
284920 SILICON CARBIDE	136	5372	4635	8457
284990 OTHER CARBIDE	2	2		
285000 HYDRIDE,NITRIDE,AZIDE,BRMD ETC	2676	2676	295	295
285210 INORG/ORGANIC COMP OF MERCURY	424	1613	1240	1519
285290 OTH INORG/ORGA COMP-MERCURY				897
285300 OTH INORGANIC COPM AMALGAMS	844	1045	432	492
290899 OTH SULPHONATED DER OF PHENOLS	3803	15067		
290911 DIETHYL ETHER			150	150
290919 OTHER, ACYCLIC ETHER	1428	4182	1158	8112
290920 CYCLANIC,CYC ETHER HALOGEN DER	63	63		140
290930 AROMATIC ETHER HALOGEN SULPH'T	9052	14713	12481	20163
290941 2,2-OXYDIETHANOL(DIETHYL GLYCL	76775	131477	72798	140518
290943 MONOBUTYL ETHER,ETHYLEN GLYCOL	19844	37733	13924	23753
290944 MONOALKYL ETHER,ETHYLEN,GLYCOL	14016	35214	41061	65463
290949 OTH,ETHERS THEIR DERIVATIVES	33902	66784	39299	62867
290950 ETHER-PHENOLS,ETHERALCH PHENOL	2757	4981	1960	5743
290960 ALCH PEROXID,ETH PEROXID,KETON	35884	46083	13886	50368
291010 OXIRANE (ETHYLENE OXIDE)	64	1913	2856	2890
291030 1-CHLORO-2,3-EPOXYPROPANE	3896	9248	5145	9377
291090 OTH,EPOXIDE,EPOXYALCH,EPOXYPHL	98	681	567	567
291100 ACETAL HEM/ACETAL,OXYFUNC HEL	188	188	141	141
291211 METHANE WITHOUT OTH OXYGN FUNC	923	923	1713	2397
291212 ETHANE WITHOUT OTH OXYGEN FUNC				120
291219 OTH,ACYCLIC ALDEHYD W/O OTHOXY	16622	31855	20708	38002
291229 OTH CYCLIC ALDEHYD W/O OXY FUN	1840	3804	2427	5726
291241 VANILLIN(4-HYDROXY-3-METHOXYBZ	1725	9101	6335	15640
291242 ETHYLVANILIN(3-ETHOXY-4HYDROXY	2559	4054	89	1466
291249 OTH ALDEHYDE-ETHER/PHENOL/OXYG	161	161	460	690
291260 PARAFORMALDEHYDE	7009	13451	6377	8427
291300 HALOGEN,SULPHONAT,NITRAT DERV	4	4		
291411 ACETONE	6680	19800	9327	17996
291412 BUTANONE(METHYL ETHYL KETONE)	64781	87259	57309	95193
291413 4-METHYLPENTAN-2-ONE	2117	4838		1887

Contd.

10.11 Imports by Economic Categories (Detail)

(In Thousand Rupees)

ITEMS	AUGUST, 2015	FROM JULY, 2015	AUGUST, 2014	FROM JULY, 2014
291419 OTH,ACYCLIC KETONE W-OUT OXY-F	203	321		20
291422 CYCLOHEXANONE,METHYLCYCLOHEXON	15068	31665	19890	34189
291423 IONONES AND METHYLIONONES		140		1478
291429 OTH,CYCLANIC ETC W/O OTHOXYGN	523	3060	2135	4477
291439 OTH,AROMATIC KETONE W/O OXYGEN	158	265	566	566
291440 KETONE-ALCOHOL KETONE-ALDEHYDE	2000	14242	1382	6354
291450 KETONE-PHENOL/KETONE W/O OXYGN	1014	6979	253	3936
291469 OTHER QUINONES	5500	12546	921	5375
291470 HALGENATDED,SULPHONATED,DERIVA	8	8	1559	1630
291899 OTH INDREDIENTS FOR PESTICIDES	31698	80126	31308	84647
291990 OTH PHOSPHORIC ESTER/SALT/DERI	5535	8794	12795	28093
292090 OTH ESTER OTH INORGANIC ACID	4557	40895	2490	8679
292111 METHYLAMINE,DI/TRI & ITS SALT	9726	12334	14988	20402
292119 OTH ACYCLIC MONOAMIN/DERV/SALT	5391	8532	3053	6464
292121 ETHYLENEDIAMINE AND ITS SALTS	2063	14165	6437	12122
292129 OTH ACYCLIC POLYAMIN/DERV/SALT	1571	1618	1913	10469
292130 CY-CLANIC,LENIC LOTERPENI/SALT	7009	9349	5464	6750
292141 ANILINE AND ITS SALTS	513	1053	280	8622
292142 ANILINE DERIVATIVES/ITS SALT	20848	47876	28525	58481
292143 TOLUIDINE/ITS DERIVATIV/SALT	239	12717	1603	4556
292145 1,2-NAPHTHYAMINE/ITS DERIVATE	1969	15172	5717	6177
292149 OTH,AROMATIC MONOAMIN DER/SALT	27288	67524	22983	90626
292151 O,M,P-PHENYLENE,DIAMINE SALT	15917	38629	30451	72456
292159 OTH AROMATIC POLYAMIN DER/SALT	14274	24591	14477	26699
292211 MONOETHANOLAMINE AND ITS SALTS	2413	7181	23908	26348
292212 DIETHANOLAMINE AND ITS SALTS	12735	27870		8355
292213 TRIETHANOLAMINE AND ITS SALTS	10358	12851	963	1498
292219 OTH AMINO-ALCH ETHER/ESTR/SALT	72157	153116	159568	220784
292221 AMINOHYDROXYNEPHLENE ACID/SALT	29314	60638	9352	51851
292229 OTH AMINO NAPHTHOL/PHENOL ETHER	20443	82851	75447	137086
292239 OTH AMINO ALDEHYDES	17441	19664	228	228
292241 LYSINE/ITS ESTER SALT THEREOF	236161	466071	211922	389799
292242 GLUTAMIC ACID AND ITS SALTS	192937	455796	210242	372786
292249 OTH AMINOACID/ESTER O/T OXYFUN	304390	585120	330836	548311
292250 AMINO-ALCHL/ACIDPHENOL/IT COMP	58968	190007	107595	237367
292310 CHOLINE AND ITS SALTS	4952	5239	2296	2490
292320 LECITHIN/OTH PHOSPHOAMINOLIPID	13969	28554	7405	21980
292390 OTH QU-AMMONIUM SALT/HYDROXID	57792	88816	59897	121703
292419 OTH AMIDE COMP,CARBONIC ACID	81523	168371	122844	174936
292421 UREINES/DERIV/SALT THEREOF	4992	12128	1791	17144
292429 OTH CYCLIC AMIDE DERIV/SALTS	143645	305898	115216	220656
292511 SACCHARIN AND ITS SALTS	18623	51247	23341	38409
292519 OTH IMIDE/DERIV/SALT THROF			3677	8468
292529 DIPHENYL-GUANIDINE	100129	116698	45051	81194
292610 ACRYLONITRILE	5524	5550	3026	3026
292620 1-CYANOQUANIDINE(DICYANDIAMIDE	11545	13523	6154	16007
292690 OTH,NITRILE-FUNCTION COMPOUNDS	875143	2101983	454344	908929
292700 DIAZO-,AZO-/AZOXY-COMPOUNDS	19616	45486	34949	49318
292800 ORGANIC DERV,HYDRAZIN/HYDOXY	5592	12405	1558	6259
292910 ISOCYANATES W-NITROGEN FUNCTIO	141659	289412	312832	400133
350790 OTH ENZYMES/PREP ENZYMES	239801	436233	207973	373955
381590 OTHER CATALYTIC PREPARATIONS	43457	65574	20381	46003
401039 TRANS SYS.BELT OTH 150-198 CM	18850	28363	21999	42215
401110 NEW PNEUM TYRES FOR MOTOR CARS	191241	463216	272618	461039
401120 NEW PNEUM TYRES FOR BUS/LORRY	2668380	5285652	2745730	4423754

Contd.

10.11 Imports by Economic Categories (Detail)

(In Thousand Rupees)

ITEMS	AUGUST, 2015	FROM JULY, 2015	AUGUST, 2014	FROM JULY, 2014
401130 NEW PNEUM TYRES RUB AIRCRAFTS	37857	69010	23045	37846
401140 NEW PNEUM TYRE RUBB MOTORCYCLE	3503	12115	8091	16489
401150 NEW PNEUM TYRE RUBB BICYCLES	3712	6744	4438	7118
401161 TYRE AGRICULTURE VEH/MACHINE	163359	339145	137189	237950
401162 TYRE INDUSTRIAL VEH=61 CMS	866	866		376
401163 TYRE INDUST/CONS VEH>61 CMS			3139	9179
401169 OTHER TYRE HERRING BONE	1564	1564	33	33
401192 OTHER TYRE AGRICULTURE/MACH	2419	2419	98	110
401193 OTH TYRE INDUSTRIAL VEH=61 CM	3583	5813	52	2608
401194 OTH TYRE INDUSTRIAL VEH>61 CM		2667	796	1700
401199 OTH TYRE NEW PNEUMATIC RUBBER	81488	155453	52379	88830
401211 RETREATED TYRES FOR MOTORCARS	188	188		
401212 RETREATED TYRE FOR BUSES/LORRY			88	159
401213 RETREATED TYRE FOR AIRCRAFTS	528	7048	1113	3872
401219 OTHER RETREATED TYRE OF RUBBER	156	156		19
401220 USED PNEUMATIC TYRES OF RUBBER	14	91		
401290 OTH USED PNEUMATIC TYRE RUBBER	6713	12620	4254	8418
401310 INNER TUBES,OF MOTOR CAR/BUSES	14558	39588	20151	33637
401320 INNER TUBES FOR BICYCLES	3571	5904	3116	7827
420340 OTHER CLOTHING ACCESSORIES	11782	19130	24791	54401
440290 OTH WOOD CHARCOAL NOT AGGLOMER	25	1280		4003
440710 CONIFEROUS WOOD SPECI SAW/CHIP	745	12308		
440725 TROPICAL WOOD DARK RED MERANTI	35970	52355	10002	30744
440726 TROPICAL WOOD WHITE LAUAN ECC	19753	47684	17815	40654
440729 OTH TROPICAL WOOD NON-CONF SAW	371699	674641	484710	900656
440791 OAK WOOD,SWAN/CHIPPED LEN WISE	5969	6229		13
440792 BEECH WOOD SWAN/CHIPPED L/WISE	3478	3478	19732	27727
440794 OTH TROPICAL WOOD OF CHERRY	330	330		
440795 OTH TROPICAL WOOD OF ASH	70045	132674	96110	139344
440890 OTH.LAMINAT WOOD SAWN.SLICED6M	13546	13731	14023	25461
440921 WOOD NON-CONIFEROUS OF BAMBOO	28	419		14
441700 TOOLS/BODIES/HANDLE OF WOOD		63	22	22
441810 WINDOWS FRENCH WINDOWS & FRAME				20
441820 DOORS FRAMES AND THERSHOLDS	10983	54063	11265	21256
441840 SHUTTERING FOR CONCRETE C/WORK			6752	13693
441872 OTH MULTILAYER FLOORING PANELS				1382
441879 OTH ASSEMBLED FLOORING PANELS		32172	29	119
551694 W-FAB ART FIB<85%WT O/FIB PTIN	135085	350418	903041	1780875
560121 OTH ARTICLES OF COTTON WADDING	953	1362	95	707
560122 OTH WADDING OF MAN-MADE FIBRES	920	1326	1146	1511
560129 OTHER, WADDING ARTICLES	5108	7600	5708	11464
560600 GIMPED YARN,AND STRIP AND LIVE	98544	156508	32405	62827
560721 BINDER/BALER TWINE OF SISAL		1587	1886	2570
560729 OTH,TWINE,CORDAGE,ROPE&CABLE	2114	3685	2569	5212
560741 BINDER/BALER TWINE OF POLYTHNE	608	2280	1677	10070
560749 OTH TWINE,CORDAGE,ROP,CAB POLY	6994	10425	7613	8415
560750 TWINE,CORDAGE,ROPE,OTH SYN FIB	6419	12199	3476	11637
560790 OTH,TWINE,CORDAGE,ROPE & CABLE	7789	20723	4532	11147
560811 FISHING NETS MAN-MADE TEX MAT	75542	101547	32445	92368
560819 OTH, MADE UP NETS OF TEX MAT	19869	33181	10598	17864
560890 OTH,NOTTED NETS/NETTING ROPE	3303	5054	5692	8182
591000 TRANSMISON CONYOR BELT TEX MAT	11692	32457	8975	16361
591110 TEX FAB,FELT & FELT-LINED FAB.	13088	19736	49899	59304
591120 BOLTING CLOTH,WHET/NOT MADE UP	2177	4527	2708	6386
591131 TEX FAB & FELTS,< 650G/SQM .	12206	23293	3501	10465

Contd.

10.11 Imports by Economic Categories (Detail)

(In Thousand Rupees)

ITEMS	AUGUST, 2015	FROM JULY, 2015	AUGUST, 2014	FROM JULY, 2014
591132 TEX FAB & FELTS,>O650G/SQM .	21604	32514	25421	58158
591140 STRAINING CLOTH USEDOIL PRESS	893	893	62	62
670490 WIGS,BEARD,EYE-BROW OF OTH MAT	44	614	328	474
680100 ARTICLE OF STONE PLAS CEMET			478	478
680210 TILES CUBES AND SIMILAR ARTICL			55	1154
680221 OTH MONUMENTAL BUILD STONE/ART	22465	54836	24568	55959
680223 GRANITE	108131	251064	118493	224082
680229 OTHER STONE	21	137	1126	1594
680291 OTH MARBL TRAVERTIN&ALABASTER	178	6070	1660	2586
680293 OTHER GRANITE	4165	4923	1191	9032
680299 OTHER STONE	263	1220	25	169
680690 OTH ARTICLE OF HEAT INSULATING	8139	12044	289	4721
680710 ARTICLE OF ASPHALT IN ROLL	784	2372	281	2395
680790 OTH ARTICLE OF ASPHALT MATERL				1428
681099 OTH ARTICLE OF CEMENT	1133	2711	1343	1836
681182 O-SHT,PANEL,TILES,NOT CON ASBE	3147	23826	5299	5931
681599 OTH ARTICLE OF STONE OTH MINRL	1488	4845	13885	17948
690100 BRICK , TILE OF SILI FOSSIL	763	3307	2278	2292
690210 REF BRICK,TILE>50%MG,CA	129988	179533	201531	251605
690220 CERAMIC>50%SILICA,ALUM	19168	28994	34298	38435
690390 OTH REFRECTORY CERAMIC GOODS	17613	27025	1461	7533
690490 OTH C/FLOORING BLOCKS F/TILE		226		1890
690510 ROOFING TILES		4123		
690590 OTH CHIMNEY-POTS,COWLS,ETC.			7095	7095
690600 CERAMIC PIPES CONDUITS&FITING			2859	3042
690710 TILES CUBES ETC W/N RECT<7CM	10121	12963	7166	15889
690790 OTH,UNGLAZED CERAMICS	630518	810178	521616	1027343
690810 TILES CUBES AND SIMILAR ARTICL	7437	15202	3121	3747
691490 OTH CERAMIC ARTICLES O/TH PORN	1046	9175	735	54207
700100 CULLET AND OTH WAST&SCRAP,GLAS	1764	1902		
700210 BALLS IN GLASS UNWORKED	1556	2106	3528	8029
700220 RODS IN GLASS UNWORKED				265
700231 TUBE,FUSED QUARTZ/SILICA,UNWOR				140
700232 TUBE OF OTH GLASS UNWORKED		134		219
700239 OTHER, TUBES IN GLASS	29111	73658	38561	73007
700312 NON-WIRED SHEETS COLOURED,FLAS	8029	17617	5288	12661
700319 OTH NON WIRED SHEETS OF GLASS	4343	9545	4095	6746
700320 WIRED SHEETS GLASS	3902	3902		
700330 PROFILES OF GLASS		3041		28
700420 GLASS COLOURED OPACIFIED FLASH		257		
700490 OTHER GLASS	5232	15395	22160	29278
700510 NON-WIRED GLASS HAVE ABSORBENT	38843	62727	16766	34377
700521 NON-WIRED GLASS COLOURED,OP/FE	12695	33177	12512	21616
700529 OTHER, NON-WIRED GLASS	21649	35859	4950	21347
700600 GLASS BENT, EDGE-H-70.03,04,05	7897	44190	2114	3325
700711 THOUGHENED SAFTY GLASS FOR VES	27784	42459	15099	38752
700719 OTH THOUGHENED SAFTY GLASS	19829	47081	22756	33491
700721 LAMINATED SAFTY GLASS VEH/VESL	12387	19998	12400	20691
700729 OTHER, LIMINATED SAFETY GLASS	24435	43274	4440	10639
701090 OTH CARBOYS BOTT,FLASK,JAR,POT	92533	144153	83045	127953
701110 FOR ELECTRIC LIGHTING	8510	16032	191	1260
701400 SIGNALLING GL-WARE,OPTCAL ELEM	976	1336	24	741
701510 GLASS FOR CORRECTIVE SPECTACLE	309	439		
701610 GLASS CUBES/OTH SMALLWARE	6533	17878	3914	12458
701919 OTH YARN OF GLASS FIBRE/THREAD	1003	4775	373	5333

Contd.

10.11 Imports by Economic Categories (Detail)

(In Thousand Rupees)

ITEMS	AUGUST, 2015	FROM JULY, 2015	AUGUST, 2014	FROM JULY, 2014
701931 GLASS MATS	51683	89869	27725	59397
701932 THIN SHEETS (VOILES)	17235	60736	35091	62702
701959 OTH WOVEN FABRICS	2831	7036	3299	6130
710490 OTH SYN/RECONSTI SEM/PRE STONE		8827		301
711890 OTHER COIN				207
720110 NON-ALLOY PIG IRON<0.5% PHOSP	73840	203373	21041	81148
720120 NON-ALLOY PIG IRON>0.5% PHOSP			12918	12918
720211 FERRO-MANGANESE CONT 2% CARBON	69959	105654	46218	114698
720219 OTH FERRO-MANGANESE	4376	6654	11017	20013
720221 FERRO-SLICON CONT >55% SILICON	81348	120771	101568	166338
720229 OTH FERRO-SILICON	10141	21095	8312	8484
720230 FERRO-SILICO-MANGANESE	160241	317147	172400	293350
720241 FERRO-CHROMIUM CONT >4% CARBON	4836	7076	3550	5242
720249 OTH FERRO-CHROMIUM	652	1775	8062	8956
720270 FERRO-MOLYBDENUM	1113	6529	1111	2995
720280 FERRO-TUNGSTEN&FERRO-SIL-TUNGS	201	482		645
720293 FERRO-NIOBIUM			193	193
720299 OTHER FERRO-ALLOYS	2617	2617		
720410 WASTE/SCRAP OF CAST IRON	8363	12251	10315	29765
720421 WASTE/SCRAP OF STAINLESS STEEL	33610	77573	14438	75398
720429 WASTE/SCRAP OF OTH ALLOY STEEL	2060	2545	634	634
720430 WASTE/SCRAP TINNED IRON/STL	479218	844830	306793	614398
720441 TURNING,SHAVING,MILLING WASTE	3203565	6464300	3725906	6503204
720449 OTHER FERROUS WASTE AND SCRAP	4800653	9037670	4996602	8873117
720510 GRANULES OF PIG IRON	3875	10674	8292	10298
720529 OTH POWDER PIG IRON&SP IRON/ST	4638	9861	12753	15531
720711 CONT 0.25% CARBON,IRON/N-ALY/S	536173	893214	315929	645545
721790 OTH WIRE OF IRON/NON-ALOY-STEL	16995	34916	38000	66888
722300 WIRE OF STAINLESS STEEL	18138	32305	13732	28203
732599 OTH CAST ARTI OF I/S NES	31028	53096	584	17812
732611 GRIND BALL&SIMI ARTI FOR MILLS		204		
732690 OTH ARTICLES OF IRON & STEEL	196677	434063	370602	541130
740200 UN-REFINED CODDER, COPP ANODES	30	30		
740311 REFINED COPPER,CATHODES&SECTIN	798899	1607046	892696	1306676
740312 REFINED COPPER WIRE-BARS				149
740319 OTHER, REFINED COPPER	4743	5073	4289	6432
740321 COPPER-ZINC BASE ALLOYS(BRASS)	3942	4083		
740322 COPPER-TIN BASE ALLOY (BRONZE)	3723	3723	2879	2879
740329 OTH COPPER ALLOYS(O/T H-74.05)	621	621	761	761
740400 COPPER WASTE AND SCRAP	66135	164971	89578	158355
741999 OTHER, ARTICLES OF COPPER	3101	4987	1866	2640
750210 NICKEL, NOT ALLOYED	55845	199888	57417	157668
750220 NICKEL ALLOYS		102	65	65
750890 OTHER, ARTICLES OF NICKLES	74235	136001	55216	118471
760110 ALUMINIUM, NOT ALLOYED	252394	667456	121235	289930
760120 ALUMINIUM ALLOYS	229878	450759	121862	267185
761699 OTHER,ARTICLES OF ALUMINUM	153771	290388	76014	104557
780110 REFINED UN-WROUGHT LEAD	621802	1547036	939833	1703641
780191 OTH UNWROUGHT LEAD CON ANTIMON	15895	15895		
780199 OTH UNREFIND LEAD&LEAD ALLOYED	12761	37022	15777	24632
780600 OTHER ARTICLES OF LEAD.	208	2883	4323	5527
790111 ZINC NOT ALLOYED WT=>99.99%	265228	382975	92308	128594
790112 ZINC NOT ALLOYED WT < 99.99%	204228	333517	102770	286975
790120 ZINC ALLOYS	22650	51151	28645	49667
790700 OTHER ARTICLES OF ZINC.	7715	24943	21718	24800

Contd.

10.11 Imports by Economic Categories (Detail)

(In Thousand Rupees)

ITEMS	AUGUST, 2015	FROM JULY, 2015	AUGUST, 2014	FROM JULY, 2014
800110 TIN, NOT ALLOYED	77811	102516	21858	76778
800120 TIN ALLOYS	965	1276		
800700 OTHER ARTICLES OF TIN	266	1822		
810196 OTHER WIRE OF TUNGSTEN	8	3044	3235	5393
810199 OTHER ARTICLES OF TUNGSTEN	333	529	227	227
810296 OTHER MOLYBDENUM WIRE	252	480		
810411 UNWROUGHT MAGNESIUM BY WT99.8%	1432	5641	1138	4220
810419 OTH ARTICL UNWROUHT MAGNESIUM		12		446
810490 OTHER ARTICLE OF MAGNESIUM	14	14		219
810520 COBALT MATTES& OTH PRODUCTS	12351	22300		
810590 OTH INTERMEDIATE PRO OF COBALT		323	88	10741
810600 BISMUTH&ATICL INCL WASTE,SCRAP		740		
810790 OTH CADMIUM,WROUGHT & ARTICLES		350	404	404
810890 OTH TITANIUM WROUGHT&ARTICLES	1649	1705	4416	8542
810990 OTH ZIRCONIUM AND ARTICLES		1201	1060	1218
811010 UNWROUGHT ANTIMONY POWDER	20457	114121	122588	145950
811100 MANGANES&ARTCL INC WASTE&SCRAP	5042	5058	6013	12044
811221 CHROMIUM UNWROUGHT POWDER	150	226		
811229 OTH UNWROUG CHROMIUM INCL WAST	99	99	95	95
811299 OTH BASE METAL UNWROUGH&ARTICL				34
961900 SANITARY TOWEL&TAMPON&SIMILAR	996473	1777785	818815	1248968
3. CAPITAL GOODS TOTAL	112297691	204974913	105653555*	187772516
010614 RABBITS AND HARES				20
010619 OTHER MAMMALS		778	40	454
010631 BIRDS OF PREY		24		
010632 PSITTACIFORMES(INCL.PARROTS)	4872	8802	12280	18242
010639 OTHER BIRDS	28	144	107	128
010641 INSECTS	1381	1381	612	612
010690 OTHER LIVES ANIMALS	1167	2503	1083	1857
621790 PARTS OF GAR/CLOTH ACCESSORI	832	1907	3334	3605
680410 MILL STONE AND GRIND STON MIL	19048	55484	27925	51974
680421 OTH MILLSTONE OF AGGLOMER SYNT	3481	14522	9215	15252
680422 MILL STONE AND GRIND STONE/OTH	105347	189668	43734	122155
680423 OTH MILLSTONE OF NATURAL STONE	5420	7121	6207	8810
680430 HAND SHARPENING POLISH STONE	4672	5812	1372	2824
680510 BASE OF WOVEN TEXTILE FABRICS	42510	99115	45066	83088
680520 ON BASE OF PAPER OR PAPERBOARD	15260	22015	17008	22127
680530 ON BASE OF OTHER MATERIALS	31133	51607	15898	30816
680610 SLAG WOOL ROCKWOOL MINERAL WOL	23158	29428	13602	15005
680620 EXFOLIATED VERMICULITE EXPEND	424	769	1789	1789
680800 PANELS,BOARDS,TILES BLOCKS ETC	2025	5315	597	1861
680911 BOARDS,SHEETS,PANELS,TILES ETC	15457	24638	8264	16102
680919 OTH BOARDS,SHEETS,PANELS OF PL	291	712	1591	2191
680990 OTH ARTICLE OF PLASTICS			494	1809
681011 BUILD BLOCK,BRICK OF CEMENT				50
681019 OTH ARTICLE TILE,FLAGSTONE ETC	1995	2948	3267	4564
681189 OTH ARTICLES NOT CON ASBESTOES		477	2822	2822
681291 CLOTHING ACCE OF ASBESTOES FIB	72	72		
681292 PAPER MILLBOARDFELT ASBET FIBR	44	44		67
681293 COMPRESSD ASBESTOS FIB JOINING	13922	20763	16800	27822
681299 O-ARTI OF FABRICA ASBESTOS FIB	5381	7431	2604	4679
681320 FRICTION MATERIA CON ASBESTOES	11372	38461	12891	31710
681381 BRAKE LININGS&PADS VEH-H-8711	35586	94719	34820	56453

Contd.

10.11 Imports by Economic Categories (Detail)

(In Thousand Rupees)

ITEMS	AUGUST, 2015	FROM JULY, 2015	AUGUST, 2014	FROM JULY, 2014
681389 O-BRAKE LINE&PADS NOT CON ASBE	1505	3953	5120	10980
681410 PLATES,SHEETS STRIPS OF AGLOM	27	258	1168	1862
681490 OTH, ARTICLES OF MICA	1520	1520	202	268
681510 NON ELETICAL OF GRAPHITE	8132	15027	12126	19771
681520 ARTICLE OF PEAT OTH ARTICLE	230	230	81	104
690290 OTH REFERECTORY BRIK/BLOK TILE	1053	1053	4424	13401
690310 CERAMIC CON>50% GRAPHITE,CARB	5675	15533	3057	8332
690320 COLD TUNDISH LINING SLIDE GATE	24979	40593	39009	51619
690890 OTH GLAZED CERAMICS WALLTILES	951760	2040234	461685	1007146
690911 LAB CERM WARE PORCELAIN/CHINA	8	8	189	317
690912 LAB CERM WARE HARD>9 MOH.SCALE	506	1518	98	98
690919 LAB CERAMIC WARE CHM/TECH USE	4691	5150	1180	2324
690990 OTH CERAMIC WARES AND SIMILARS	103	1302		4
691010 CERAMIC SINK,ETC.FIXT PORCELIN	61236	133502	48710	93555
691390 OTH STATUTTES, ORNAMENT	987	1020	38	84
691410 OTH CERAMIC ARTICLES OF PORCEL				295
710700 BASE METALS CLAD WITH SILVER		20		
710812 OTH UNWROUGH(GOLD)NON-MONTERY	275370	445756	136290	136290
710820 MONETARY (GOLD)	31	21992	10901	10901
711100 BASE-M-SILVER/GOLD,CLAD PLTNM			226	226
711230 ASH CONTAINING PRECIOUS METAL		155		
720720 CONT 0.25% MORE OF CARBON I/ST	11354	148175	77619	154262
720810 COILS, I/N-A-STEL-HOT ROLLED	3614	17606	42164	188213
720825 OTH C-HR-I/N-A-STL TH>4.75 MM	4573	4573	11393	21297
720826 OTH C-HR-I/N-A-STLTH=3-4.75MM	10626	44277	3552	3552
720827 OTH C-HR-I/N-A-STL TH<3 MM	7228	12862	5030	185018
720836 OTH C-HR-I/N-A-STL TH>10 MM	55465	69655		24192
720837 OTH C-HR-I/N-A-STL TH4.75-10MM	8609	17495	14003	27530
720838 OTH C-HR-I/N-A-STL TH 3-4.75MM			121192	550649
720839 OTH C-HR-I/N-A-STL TH<3 MM	4099105	4538802	595063	2048604
720840 NOT IN COIL I/S H-ROL W/PATERN		157892	2208	2208
720851 OTH N/COIL I/S H-ROL TH>10 MM	125130	146938	188655	330713
720852 OTH N/COIL I/S H-ROLTH>4.75-10	7511	12876	3063	10124
720853 OTH N/COIL I/S H-ROL TH>3-4.75	16930	19809	1885	6272
720854 OTH C-HR-I/N-A-STL TH<3 MM	14403	17241	10105	13875
720890 OTH FLT-ROL PROD IRON WD>600MM	94783	156439	21716	143479
720915 IN COIL I/S C-ROL TH 3MM/MORE	103511	140130	114172	194151
720916 IN COIL I/S C-ROL TH > 1 < 3MM	693338	1237341	367674	755271
720917 IN COIL I/S C-ROL TH>0.5-1MM	474046	802094	108289	124121
720918 IN COIL I/S C-ROL TH > 0.5 MM	172817	308885	150124	305697
720925 NOT IN COIL I/S C-ROL TH 3MM/>			781	781
720926 NOT IN COIL I/S C-ROL TH>1M<3M	73088	186491	55801	107477
720927 C-ROL I/S TH 0.5 MM TO 1MM	235145	462909	233512	396029
720928 NOT IN COIL I/S C-ROL TH<0.5MM	3178	3694	10236	22593
720990 OTH FLT ROL PROD I/S WD>600MM	35306	75811	47004	114412
721011 I/STL PLAT/COAT TIN TH-0.5MM/>	260	887	113	202
721012 I/STL PLAT/COAT TIN<0.5MM	190540	312049	306895	753405
721020 IR/STL PLAT/COAT WITH LEAD		3822		2320
721030 ELECTROLYTICALLY PLAT/COAT ZIN	281143	563033	258703	407580
721041 COR F-R PROD I/S ZINC COAT600				651
721049 OTH F-R PROD I/S COAT ZINC>600	1805707	2987368	1702531	2313766
721050 F-ROL I/ST COAT CHROMIUM OXIDE	36048	106842	88271	224900
721061 I/S PL/COT ALUMINIUM ZINC ALLY	63462	85576	43499	73523
721069 OTH F-ROL PROD I/S PL/COT ALUM	2073	6961		1816
721070 FR I/S PAINT/VARN, COATED PLAS	185751	385414	152886	287966

Contd.

10.11 Imports by Economic Categories (Detail)

(In Thousand Rupees)

ITEMS	AUGUST, 2015	FROM JULY, 2015	AUGUST, 2014	FROM JULY, 2014
721090 OTH F-ROL PRD I/NA-ST CLD,COAT			318	9299
721114 OTH F-ROLL I/S WD<600MMTH>4.75	27300	44339	15403	56771
721119 OTH F-ROLL I/S WD <600MM-CR	15128	27416	12762	28286
721123 F.ROL I/ST CR WT<0.25% CARBON				4398
721129 OTH F-ROL PROD C/ROL WD<600MM	7134	25265	2030	21094
721190 OTH F-ROL PROD I/STL WD<600MM	92925	161918	78185	93769
721220 I/S ELECTROLYTICAL PL/CT W/ZINC	9219	11262	13559	14608
721230 I/STEEL OTH WISE PL/CT W/ZINC	15552	17363	4402	10917
721240 I/STEEL PAIN/VABNI/COT W/PLAST	3407	6432	1014	3750
721250 I/STEEL OTHWISE PLATED/COATED		9390	198	7414
721310 BARS/RODS HOT/ROL I/S,CON RIBS	20029	20029	15895	24950
721320 BARS/RODS HOT/ROL FREE-CUT STL	252	302		
721391 OTH CIRCULAR C/SEC <14 MM DIA	637199	773546	303218	517340
721399 OTH BAR/ROD H-ROL IRR-WND-COIL	10411	23479	98992	116450
721410 BAR/RODS IRON NA STEEL FORGED	26087	45128	18313	43911
721420 BAR/ROD I/S CON RIBS GROOVES	73629	312692	11883	12019
721430 OTH BAR/RODS OT/THAN HEAD72.13		14914	2222	2222
721499 OTH BAR/ROD I/S O/THN H-72.13	56	56	137	878
721510 BARS/RODS FREE CUT STEEL COLD	4013	23280	12488	15359
721550 OTH BAR,ROD COLD-FORMED OF I/S	2788	7542	5850	7034
721590 OTH BAR/RODS,OTH NONALLOY STEL	14727	16386	1944	2525
721610 U,I,H SECTIONS H-ROL HIGH<80MM		109	1024	1099
721621 L SEC H/ROL HT<80 MM 1/NA STEL			2134	2134
721631 U,I OR H SEC H-ROL HT 80M 1/ST	104974	194886	27205	37945
721632 I SECTION	28137	53395	25177	71553
721633 H SECTION	39457	99203	33506	67550
721640 L&T SEC H-ROL HT 80MM OR MORE		857	10610	10610
721650 OTH ANGLE/SHAPE SEC HOT H/ROL	11228	25583		
721669 OTH ANGLE/SHAPE SEC I/S C-ROLL		132	52	103
721691 OTH C/FORM I/ST FLAT ROL PROD				352
721699 OTH ANGLE/SHAPE SEC IRON/STEEL	45796	46125	5475	5475
721710 WIRE OF I/S NOT PLATED/COATED	28613	54413	5446	21363
721720 WIRE OF I/S PLATED/COAT W/ZINC	14776	28684	8445	35710
721730 WIRE I/S PLATED/COAT W/O B-MTL	43228	83520	42817	86945
721899 OTH SEMI-FINISHED PRO ST/STEEL	3898	3898	520	520
721911 F/ROL PROD ST/STEEL HR TH>10MM	3827	4044		
721912 COILS ST/STEL-HR TH>4.75-10MM		825		
721913 COILS ST/STEL-HR TH>3MM-4.75MM		551		
721914 COILS ST/STEL-HR TH>3MM	2202	6436	8035	19926
721921 COILS ST/STEL-HR TH>10MM	5353	6252	4081	4081
721922 COILS ST/STEL-HR TH>4.75-10MM	3532	3907		
721923 COILS ST/STEL-HR TH>3MM<4.75MM	94	1871	6608	6779
721924 COILS ST/STEL-HR TH>3MM	988	988	42	13766
721931 COILS ST/STEL-CR-TH >4.75 MM	14742	20865	955	1422
721932 COILS ST/STEL-CR-TH>3MM-4.75MM	18348	33341	26002	30725
721933 COILS ST/STEL-CR-TH >1MM <3MM	89067	206699	41278	74372
721934 COILS ST/STEL-CR-TH>0.5MM<1MM	64535	119602	77720	122256
721935 COILS ST/STEL-CR-TH >0.5MM	218983	418261	172287	355123
721990 OTH F/ROL PROD ST/ST WD>600 MM	449800	947296	515789	972126
722011 F-ROL ST/STEEL H-ROL TH>4.75MM			1166	1166
722012 F-ROL ST/STEEL H-ROL TH<4.75MM		975		101
722020 COILS ST/STEEL H.ROLLTH <600MM	42909	83627	112241	126212
722090 OTH F/ROL PROD,ST/ST WD <600MM	11353	16944	16680	27977
722100 BAR/RODS H/ROL IN COIL ST/STEL		63		
722211 BAR/ROD ST/ST NFW H/ROL CC/SEC	34680	51694	22510	55452

Contd.

10.11 Imports by Economic Categories (Detail)

(In Thousand Rupees)

ITEMS	AUGUST, 2015	FROM JULY, 2015	AUGUST, 2014	FROM JULY, 2014
722219 OTH BAR/ROD ST/ST NFW HOT/DRWN	279	877	744	1825
722220 BAR/ROD ST/ST NFW C/FOR,C/FIN	17778	18691	7332	10079
722230 OTH BAR/ROD OF STAINLESS STEEL	8175	17362	14089	26866
722240 ANGLE/SHAPES&SECTION ST/STEEL	590	3753	5230	9497
722490 OTH SEMI-FIN PROD OTH A/STEEL	490124	1036219	32072	309691
722511 GRAIN-ORIENTED SIL-ELEC-STEEL	281177	442967	169218	350249
722519 OTH F/ROL PROD SIL-ELEC-STEEL	107192	155716	39272	51206
722530 OTH NFW HOT/ROLLED IN COILS	4473003	5433704	1673253	2523649
722540 OTH NFW HOT/ROLLED NOT IN COIL	71705	184111	245557	284276
722550 OTH ALLOY STEEL NOT WORK(RDUC)		51083	2419	2750
722592 FLATROLLED PROD O/W ZINC PLATE	153	248	1142	1446
722599 OTH F/ROL PROD OTH ALLOY STEEL	30527	67172	48901	111873
722611 GRAIN-ORIENTED SILICON ELEC ST	31368	57303	4979	5896
722619 OTH FLAT ROLL\PROD SILICON E/S				1046
722691 OTH FLATROL PROD NOTWORK HOT/R	1396	1396	1165	1353
722692 OTH F/ROLL PROD NOTWORK COLD/R	19242	41094		15867
722790 OTH BAR/ROD H/ROLL W/COIL A/ST	144813	257186	134665	169062
722810 BAR/RODS OF HIGH SPEED STEEL	417	417		
722820 BAR/RODS OF SILICO-MAG STEEL			213	213
722830 OTH BAR/ROD OF HOT ROLLED	228555	248442	36230	145545
722840 OTH BAR/ROD NOWORK FORGED	3061	4986	6053	10124
722850 OTH BAR/ROD NOWORK C/FOR,C/F	7838	7838	517	517
722860 OTH BAR/ROD ALLOY STEEL NES	6544	22794	8466	12331
722870 ANGLES, SHAPES AND SECTIONS	57353	57353		
722880 HOLLOW DRILL BARS AND RODS	270	436	400	605
722920 WIRE OTH ALLOY STEL SILICOMANG			6145	11993
722990 OTH,WIRE OF OTHER ALLOY STEEL	14050	23783	33105	46077
730110 SHEET PILING IRON AND STEEL	15039	15102		
730120 ANGLE SHAPES & SECTIONS OF I/S		801	462	531
730210 RAILS OF IRON AND STEEL	7207	15181	209567	211813
730230 SWITCH BLADE, CROSS-FROG P/ROD			100	100
730240 FISH-PLATES AND SOLE PLATES	1057	2082		
730290 OTHER MATERIALS JOINTING RAILS		453	265	1619
730300 TUBE/PIPE,HOLLOW PROFILE C/IRON	22764	35101	12770	12770
730411 L.P FOR OIL&GAS S-STL SEAMLESS	5220	6435	488	741
730419 OTH LINE PIPE I/S FOR OIL&GAS	243570	451335	48866	82265
730422 DRILL PIPE S-STL DRILL OIL/GAS				4224
730423 OTH DRILL PIPE I/S FOR OIL&GAS	158016	589541	967613	1545912
730424 OTHER PIPE OF STAINLESS STEEL	943	943	732762	993751
730429 OTH CASING,TUBING I/S-OIL/GAS	327465	459475	657822	952593
730431 O- COLD-ROLLRD C.C.SEC I/N.A.S	22471	29173	36716	63796
730439 OTH CROSS SECTION OF N.A-STEEL	215001	368007	297915	543193
730441 COLD ROLD CR-SEC OF STAIN-STL	12904	31675	8102	47464
730449 OTH CROSS SECTION OF STAIN-STL	105170	145568	37930	81549
730459 O-CIR CROSS SEC OF (ALLOY-STL)	26248	43329	4788	8249
730490 O-TUBE PIPE/HOLLOW -PRO SEAMLE	154164	164672	13808	18958
730511 LINE PIPE USED OIL/GAS WELDED	27801	27801	27295	45126
730512 OTH LINE PIPE USED OIL GAS WLD	6805	7008		8431
730519 OTH LINE PIPE USED OIL/GAS P/L	56617	56617	359241	359241
730539 OTHER, WELDED TUBES AND PIPES			143065	143065
730590 OTHER, TUBES AND PIPES			107718	113630
730611 L.P-WELDED OF STA-STL(OIL/GAS)	1503	2645	11920	12054
730619 OTH-LINE PIPE O/G PIPELINE I/S	52808	58560	147380	163060
730621 CAS/TUB WELDED LINE PIPE STA-S		290		
730629 O-CASING/TUB LINE PIPE O/G I/S			14973	29710

Contd.

10.11 Imports by Economic Categories (Detail)

(In Thousand Rupees)

ITEMS	AUGUST, 2015	FROM JULY, 2015	AUGUST, 2014	FROM JULY, 2014
730630 COPPER COAT MILD STL TUB-8.5MM	86070	139945	18108	30551
730640 O-WELDED C.C.SEC OF STAIN-STL	220652	459064	203077	435071
730650 O-WELDED C.C.SEC NON ALLOY-STL	37989	77473	52038	78491
730661 O-TUBE,PIPE WELD SQUARE C-SEC	27851	46334	24210	55133
730690 OTH TUBE PIPE HW-PROFILR I/STL	59255	64976	16754	21232
730711 CAST FIT N-MALLEABLE CAST-IRON	6814	19686	336	21778
730719 OTHER, CAST FITTINGS	67930	115720	47805	91324
730721 FLANGES, OF STAINLESS STEEL	18393	26808	16223	22304
730722 THREADED ELBO,BEND,SLV S/STEEL	3644	5335	3627	9374
730723 BUTT WELDING FITTING STAINSTEL	633	7609	2156	32986
730729 OTH TUBE,PIP FITTING STAINSTEL	63036	93445	158953	185266
730791 FLANGE AIR-P AGRI-TRACTOR<=80H	48715	82187	11846	38408
730792 THREAD ELBO,BEND/SLV IRN/STEEL	75117	76394	50109	52433
730793 BUTT WLEDING FITTING IRON/STEL	13358	25921	23821	63506
730799 OTH TUBE,PIP FIT IRN/STEL NEC	202925	481917	240943	439335
730820 TOWERS AND LATTICE MASTS	507	812671	570799	724165
730830 DOR,WIN/FRAMES,TH-HOLD,FORDORS	5139	16774	5714	6266
730840 EQUIP SC-FOLD SHUT PROP PITPRO	14101	51880	48479	63808
731100 CONT COMPRESSED/LIQUID GAS IR/S	50101	104799	34942	56282
731210 STANDARD WIRE ROPES AND CABLES	93783	154512	68322	152122
731290 OTH WIRE,ROPE,CABLE,SLINGS I/S	17111	24305	4077	39756
731300 BRABED WIRE OF I/S TNIS HOOP	22194	27944	6294	12373
731412 ENDLESS BAND MACH STEL W-CLOTH	1923	3140		1005
731414 OTH WOVEN CLOTH OF STAIN STEEL	330	30223	2275	7786
731419 STEEL CORD FABRIC LIN MNF TYRE	3070	5829	1078	4006
731420 GRIL NET FENC W/LD D=3MM MS100	940	2154	11905	12320
731431 OTH GRL NEW FENC/WLED COTD ZNC		713		
731439 OTH GRL NET FENCING AT INTSEC	689	844	79	13486
731441 OTH CLO GRL NET FENC PL/COT ZN	9552	18078	7648	18727
731442 OTH CLO GRL NET FENC PL/COT PL		2614	2296	5816
731449 OTH CLO GRL NET /FENFING	45790	87588	37178	62497
731450 EXPANDED METAL OF IRON OR STEL		2509		
731511 ARTICULATED LINK ROLLER CHAIN	81757	142398	97006	172815
731512 OTHER CHAIN, ARTICULATED LINK	32593	48476	13926	23270
731519 PARTS, ARTICULATED LINK CHAIN	10065	22507	2573	2748
731520 SKID CHAIN	547	797	101	101
731581 STUD LINK		493	2886	2886
731582 OTHER, WELDED LINK	7301	12320	379	1558
731589 OTHER CHAIN,	2382	4929	4389	5338
731590 OTHER PARTS OF CHAIN	2393	5044	4437	6956
731600 ANCHORS,GARPNELS PARTS IRON/ST	7365	12267	1123	1835
731700 NAILS,TAKES,DRAWING PINS IR/ST	18431	49412	29921	47179
731811 COACH SCREW I/S THREADED	1116	1787	133	357
731812 OTH WOOD SCREW I/S THREADED	5211	7248	641	3334
731813 SCREW HOOKS,SCREW RING RVT I/S	616	780	256	533
731814 SELF-TAPPING SCEWS, THREADED	14265	24830	12130	26102
731815 OTH SCREW,BOTLS W/N NUT/WASHER	173844	346716	129327	217762
731816 NUTS, THREADED OF IRON/STEEL	51286	93069	59741	94801
731819 OTH BOLT,NUT,WASHER,RVT I/S TH	13750	30205	16400	31239
731821 SPRING WASHER LOCK WASHER N-TH	2677	9314	2050	3732
731822 OTHER WASHERS. NON-THREADED	8835	15858	12526	24094
731823 RIVETS, NON-THREADED	5119	9015	48764	82965
731824 COTTERS/PINS NON THREADED I/S	263	1127	995	2027
731990 OTH KNITTING NEDLS,CRO HOOKS	6774	16557	8722	18217
732010 LEAF-SPRINGS&LEAVES THEREFOR	19053	25316	4508	9955

Contd.

10.11 Imports by Economic Categories (Detail)

(In Thousand Rupees)

ITEMS	AUGUST, 2015	FROM JULY, 2015	AUGUST, 2014	FROM JULY, 2014
732020 HELICAL SPRINGS	1230	5681	5904	6409
732190 PARTS OF I/S,COOK APPLI&PLAT-W	16734	31346	10514	23382
732211 RADIATORS/PARTS CAST IRON E-EL	68	68	1298	1551
732219 OTH RADIATOR AND PARTS THEREOF	4502	7898	2089	3812
732490 OTHER, INCLUDING PARTS	14134	27235	10080	23813
732510 OTH CAST ARTI I/S N-MEL C-IRON	125	125		
732591 GRINDING BALLS SIMI ARTI MILLS	25205	28343	40393	40393
732619 OTH ATI FORGED/STAMPED N-WORK	108092	173271	40762	87769
732620 ARTICLES OF IRON OR STEEL WIRE	1645	3383	809	4139
740500 MASTER ALLOYS OF COPPER.			378	378
740610 COPER-POW OF NON-LAMELLAR STRU	3918	5875	414	5071
740620 COPER-LAMELLAR STRUCTURE FLAKE	10649	19100	17375	31085
740710 BAR,RODS OF REFIND COPPER	46795	120015	99836	170953
740721 COPPER BAR,ROD PROFIL ZINC BAS	626	1682	6516	7934
740729 OTH BAR,ROD,PROFIL COPP ALLOYS	1141	4375	634	5549
740811 WIRE REF COPP MAX CR-SEC DI>6M		28118	17878	51787
740819 OTHER, WIRE OF REFINED COPPER	18474	41399	16311	24727
740821 WIRE OF COPPER ALLOY ZINC BASE	1795	4311	1310	1871
740822 WIRE OF COPPER ALLOY NICK BASE	866	866		
740829 OTH WIRE OF COPPER ALLOYS ETC	391	962	402	500
740911 PLAT,SHEET,STRIP REF COPP COIL	15155	15650		18449
740919 OTH PLAT SHEET&STRIP REF COPP	15025	15655	2474	2979
740921 PL,SH&STRIP COPP ZINC BAS COIL	21839	33315	21427	24838
740929 OTH PL/SH/STRI COPP ZINC BAS	563	2340	420	5318
740939 OTH PL/SH/STRIP COPP TIN BAS-C			111	252
740940 PL/SH/STRIP COPP NICKLE BASE			38	38
740990 PL/SH/STRIP OTH COPP ALLOYS NS	288	288	28	2126
741011 FOIL REFINED COPP NOT BACKED	100371	161710	89405	138200
741012 FOIL OF COPP ALLOYS,NOT BACKED	53755	82714	59456	94528
741021 FOIL OF REFINED COPPER,BACKED		5652	16006	16006
741022 FOIL OF COPPER ALLOYS,BACKED			1902	2808
741110 TUBE & PIPE OF REFINED COPPER	121055	292153	210968	336600
741121 TUB&PIPE COPP ZINC BAS ALLOYS	2332	2332	5679	6583
741122 TUB&PIPE COPP NICKLE BAS ALLY	364	364		
741129 OTH TUBE&PIPE OF OTH COPP ALLY	723	1683	504	2151
741210 COPP TUBE/PIPE FIT REF COPPER	518	1520	374	556
741220 COPP TUBE/PIPE FIT COPP ALLOYS	2907	5980	2947	12105
741300 STANDARD WIRE,CABL PL-BAND-NEI	3874	5313	271	271
741510 NAIL,TACK,DRW-PIN,STAPL,S-ARTI	60	1063	1295	1295
741521 WASHERS/INCL SPRING WASH N-THR	428	534	45	77
741529 OTH NOT THREADED ARTI COPPER	352	1726	934	934
741533 OTH THRD SCREW,BOLT,NUT COPPER	436	863	899	1312
750400 NICKEL POWDERS AND FLAKES.	2201	5230	1347	3053
750512 BAR,ROD,PROFILE NICKLE ALLOYED	1453	1784	736	736
750522 WIRE OF NICKEL, ALLOYED	811	4517	57	4627
750610 PLAT,SHET,STRIP,FOIL NICK N-AL	1600	1600	10385	10385
750620 PLAT,SHET,STRIP FOIL NICK ALOY	439	439	807	13715
750711 TUBE&PIPE OF NICKEL NOT ALLOYD				775
750712 TUBE & PIPE OF NICKEL ALLOYED		3257	805	2542
760200 ALUMINIUM WASTE AND SCRAP.	550666	1235292	558632	1087628
760310 POWDER OF NON-LAMELLAR STRUCTU		560		13612
760320 POWDER OF LAMELLAR STRU FLAKES	2751	5977	846	1099
760410 BAR ROD PROFILE ALUM NOT ALLOY	11063	31480	3309	4757
760421 HOLLOW PROFILES OF ALUM ALLOYD			1605	2023
760429 OTH BAR,ROD&PROFIL ALUM ALLOYD	3819	10262	5499	16566

Contd.

10.11 Imports by Economic Categories (Detail)

(In Thousand Rupees)

ITEMS	AUGUST, 2015	FROM JULY, 2015	AUGUST, 2014	FROM JULY, 2014
760511 ALMU WIRE N-ALLOY MAX DIA>6MM	9696	13412	11867	20833
760519 OTH ALUMINIUM WIRE NOT ALLOYED	9041	16149	16734	19654
760521 ALUM WIR ALLOY MAX CRS DIA>7MM	1909	2031	250	250
760529 OTH ALUMINUM WIRE, ALLOYED	8154	15299		1945
760611 RECTANGLE&SQUARE ALUM NOT ALLY	29796	59822	39762	98588
760612 RECTANGULAR/SQ ALUM MOTALLOYED	162946	256974	81658	231860
760691 OTH PL,SHET,STRL ALUM NOT ALOY	14219	19718	13156	14373
760692 OTH PL,SHET&STRIP ALUM ALLOYED	6364	13468	16718	34487
760711 ALUM FOIL ROLLED N-WORK/BACKED	300810	471408	257850	407601
760719 OTH ALUMINIUM FOIL NOT BACKED	178237	321430	195953	347475
760720 ALUMINUM FOIL, BACKED	169051	277152	169988	240132
760810 TUBE, PIPE OF ALUM NOT ALLOYED	1750	1858	1056	1260
760820 TUBE, PIPE OF ALUM ALLOYED	16915	29694	12533	24347
760900 ALUM TUBE,PIPE FIT(COUP/ELBOW)	2478	3132	4595	5405
761010 DOORS,WINDOW, FRAMS,THRESHOLDS	5856	12551	4979	18273
761300 ALUM CONT FOR COMP/LIQUE GAS	2554	3468	486	1045
761410 STAND WIR,CABL PL,ALU S-CORE	3	3		
790310 ZINC DUST(BLUE POWDER)		1439		159
790390 OTHER ;ZINC POWDER AND FLAKES			647	1412
790400 ZINC BARS,RODS,PLROFILE&WIRE	1278	12741	4723	4723
820110 SPADES AND SHOVELS	1713	6694	195	1559
820130 MATTOCKS, PICKS, HOES & RAKES		303		39
820140 AXES,BILLS HOOKS&SIMI HEW TOOL		376	41	41
820150 SECATEURS&ONE-HAND PRUNERS SHR		59	19	19
820190 OTH HAND TOOL AGRICUL,HORTICUL	444	482	93	239
820210 HAND SAWS	7886	13374	3634	6876
820220 BAND SAW BLADES	600	1113	550	1637
820231 CIRCULAR SAW BLADE WITH STEEL	11566	15086	6384	8343
820239 OTH CIRCULAR SAW BLADE,O/MATER	241	4946	400	572
820240 CHAIN SAW BLADES	1603	2128	1161	1459
820291 STRAIGHT SAW BLADES,WORK METAL	1239	2626	528	3271
820299 OTHER SAW BLADES	8843	22255	7248	15388
820310 FILES, RASPS & SIMILAR TOOLS	5122	10715	8953	23925
820320 PILERS,PINCERS,TWEESZERS S-TOL	23570	39668	17408	34362
820330 METAL CUTTING SHEARS&SIM TOOLS	997	3251	3159	3789
820340 PIPE CUTTERS BOLD CROPPERS,ETC	1800	3303	2848	9121
820411 NON-ADJUS H-OPER SPANER,WRENCH	24525	48383	26701	48453
820412 ADJUSTABLE H-OPER SPANER,WRENC	16296	33381	15580	27710
820420 INTERCHAGEABLE SPANNER SOCKETS	3113	5445	4082	6640
820510 DRILLING,THREADING TAPPING TOL	175	8826	1283	2854
820520 HAMMERS AND SLEDGE HAMMERS	2641	7969	1703	3420
820530 PLANES,CHISELS,GOUGE WOOD WORK	2943	5122	1312	1521
820540 SCREW DRIVERS	12758	26873	6675	13683
820551 OTHER HAND TOOLS H-HOLD N.E.S.	1915	4556	1762	2201
820559 OTH HAND TOOL(GLAZZIER DIMOND)	72697	86444	20808	38538
820560 BLOW LAMPS		56	15	227
820570 VICES, CLAMPS AND THE LIKE	2877	4089	3589	4764
820590 SETS OF ARTI.TWO/MORE,SUB-HEAD	1018	19098	4027	53886
820600 TOOL TWO/MORE OF H.82.02TO.05	3461	5850	355	1188
820713 ROCK DRILLING,EARTH BORING TOL	6284	6284	6222	11874
820719 OTH INC PARTS ROCK DRIL,E-BORI	199726	356119	226731	458958
820720 DIES FOR DRAWING/EXTRUD METAL	3709	8208	4370	9498
820730 TOOL FOR PRESS, STAMPING/PUNCH	4632	12380	7743	12580
820740 TOOLS FOR TAPPING OR THREADING	1550	3894	1588	2089
820750 TOOL FOR DRILLING O/T ROCK DRL	11479	266030	46963	145887

Contd.

10.11 Imports by Economic Categories (Detail)

(In Thousand Rupees)

ITEMS	AUGUST, 2015	FROM JULY, 2015	AUGUST, 2014	FROM JULY, 2014
820760 TOOLS FOR BORING OR BROACHING	2853	9081	901	4624
820770 TOOLS FOR MILLING	6139	8925	1163	4599
820780 TOOLS FOR TURNING	7920	16093	6179	9609
820790 OTH INTERCHANGEABLE TOOLS	32135	77429	28430	46111
820810 KNIVS&CUTING BLADE METAL WORK	2377	6612	2884	3563
820820 KNIVS CUTING BLADE WOOD WORK.	847	3478	6830	12802
820830 KNIVS&CUTING BLADE KITCHEN APP	2236	2917	1838	3626
820840 KNIVS&CUTING BLADE AGRI HORT	2634	5582	1965	2785
820890 OTH KNIVES CUTING BLADES F/MAC	45266	84066	68971	113997
830260 AUTOMATIC DOOR CLOSERS	2525	16078	3967	7449
831190 OTH WIRE&RODS AGGLOMTR B/METAL	13393	43537	5086	10531
840140 PARTS OF NUCLEAR REACTORS	442332	442332	987986	987986
840211 WATERTUBE BOIL S/PROD>45T/H	894443	957432	512121	719755
840212 WATERTUBE BOILER S/PROD-45T/H	23433	39462	104182	247802
840219 OTH VAPOUR GENERATING BOILERS,	463797	463797	192022	200175
840220 SUPER-HEATED WATER BOILERS	458	2621	21888	26170
840290 PARTS OFSTEAM/OTH VAPOUR G/BOL	20796	71837	25629	31496
840310 BOILERS	5267	8037	4576	4995
840390 PARTS CENTRAL HEATING BOILERS	3748	4291	142	523
840410 AUXILIARY PLANT FOR BOILER	44	44	8602	8602
840420 CONDENSERS STEAM/VAP POW UNIT		31938	59728	77814
840490 PARTS MASHINE H-8404.1000	11603	16012	37996	47709
840510 PRODUCER WATER GAS GENERATORS	4608	5757	16479	135518
840590 PART PROD GAS WATER GENERATOR	4687	5000	5811	41867
840610 TURBINES FOR MARINE PROPULSION	292	292		
840682 O-TURBINE OUTPUT NOT EXC 40MW	108005	108005	280968	299594
840690 PARTS OF STEAM TURBINES	264048	286074	9849	63401
840710 AIRCRAFT ENGINES	1243457	1283901	114399	269501
840721 MARINE PROPULSION ENGINES	56592	65978	41935	87614
840729 OT MARINE SPARK-IGN-ROTRY ENG.			855	855
840731 PISTION ENGINE CAPACITY-50CC	2141	6034	36139	36139
840732 PISTON ENG CAPACITY 50-250CC	51133	77401	49041	72640
840733 PISTON ENG CAPACITY 250-1000CC	6846	9071	3789	5947
840734 PISTON ENG CAPACITY EX1000CC	26896	42339	11592	19041
840790 OTH ENGINES	37866	74350	35900	76455
840810 MARINE PROPULSION ENG-DIESEL		2101	285	2800
840820 ENGINE FOR VEH CHAPTER-87	33422	79433	36220	70782
840890 OTH ENGINES	60097	93417	76997	136303
840910 PARTS FOR AIRCRAFT ENGINES	10813	10813	68	68
840991 PARTS,SPARK-IGNITON PIST ENGIN	791657	1202901	454903	884773
840999 OTH PART,COMPRES-IGN PIST ENG	678984	1312309	652458	1414940
841011 HYD,TURBINE,WATER WHEEL-1000KW		50171	26222	124260
841013 HYD TURBINE,W/WHEEL>10,000KW	114030	527529		76729
841090 PARTS, INCLUDING REGULATORS	423220	502805	2413	24025
841122 TURBO-PROPLER EXCEED 1100KW		82968		
841181 OTH GAS TRBIN NOT EXCD 5,000KW		353906		
841182 OTH GAS TURBIN EXCE-5,000KW		168983	130070	130070
841191 PARTS TURBO-JET /PROPELLERS	1969	14743		
841199 OTH, PARTS OF GAS TURBINES	126359	882978	66165	618764
841210 REACTION ENG OTH THAN TURB-JET			287	287
841221 LINEAR ACTING,HYD ENGINE&MOTOR	2856	4108	21362	23661
841229 OTH, HYDRAULIC POWER ENG&MOTOR	4706	62447	18202	38528
841231 LINERA ACT,PNEUMATIC ENG&MOTOR	1321	4464	3609	7196
841239 OTH, PNEUMATIC ENG & MOTOR	4083	12139	3762	5564
841280 OTH, ENGINES AND MOTOR	33	33	10641	223821

Contd.

10.11 Imports by Economic Categories (Detail)

(In Thousand Rupees)

ITEMS	AUGUST, 2015	FROM JULY, 2015	AUGUST, 2014	FROM JULY, 2014
841290 PARTS OF ENGINES AND MOTOR	6548	463068	7158	28654
841311 PUMPS FOR DISPENSING FUEL/LUB	19950	56134	16043	43961
841319 O-PUMP FITTED MEASURING DEVICE	26596	70377	14280	35756
841320 HAND PUMP O/THN H-841311,19	2499	3164	956	1443
841330 FUEL LUBRICATING/COOLING PUMPS	338729	541734	123138	220297
841340 CONCRETE PUMPS	11714	83508	18893	22079
841350 OTH POSITIVE DISPLACEMENT PUMP	13880	26746	65643	73022
841360 OTH ROTARY PIDISPLACEMENT PUMP	14483	18713	14522	21448
841370 OTH CENTRIFUGAL PUMS	242777	439641	246252	531763
841381 OTH PUMS LIQUID ELEVATORS	304604	379969	158001	269035
841382 LIQUID ELEVATORS	3250	3373	177152	177152
841391 PART OF PUMPS	126499	283307	655453	762894
841392 PARTS OF LIQUID ELEVATORS PUMP	1541	1541	246	362
841410 VACUUM PUMS	12271	22753	9651	19721
841420 HAND/FOOT OPERATED AIR PUMS	4803	7889	4222	5713
841430 COMPRESSOR REFRIGERATOR EQUIP	907051	2126924	1144303	1867042
841440 AIR COMPRESSORS MOUNTED W/CHAS	13537	22471	107982	141083
841451 FANS TABLE,FLOOR,WALL,WINDOW	44248	131697	104391	208070
841459 OTH FANS	40749	106622	56870	96572
841460 HOODS MAX-HORIZONTAL SIDE120CM	15458	27120	14102	25690
841480 OTH GAS COMPRESOR&RECYCL RODS	421163	691270	322183	832822
841490 PARTS AIR/VACUM PUMPS ETC.	192866	465952	146076	755470
841510 WINDOW/WALL TYPE AC/SPLIT SYS	167465	433892	198106	387427
841520 A.C.MACHINES FOR MOTOR VEHICLE	2222	2344		688
841581 A.C.MACH COMP MOTOR DRI FAN	18601	53652	1394	15367
841582 O- AC INCOR REFRIGIRATING UNT	4213	24541	6232	25751
841583 OTH A.C. MACH NOT REFRIG UNIT	37955	65711	32553	84612
841590 PARTS OF AIR CONDITION MACHINE	269694	586977	317846	626856
841610 FURNACE BURNERS LIQUID FUEL		34951	107	567
841620 OTH FURNAC BURNER INCL COMBINT	7106	10750	8114	12040
841630 MECHANICAL STOKERS GRATES ETC	30905	77375	96890	157938
841690 PART OF BURNRS OTH ART OF 7412	11728	51937	10630	23745
841710 FURNAC & OVEN F/ROAST/MELTING	4365	25577	7634	34240
841720 BAKERY OVENS INCL BISCUIT OVEN	10259	25293	5293	9281
841780 OTHER FURNANCE AND OVENS INDUS	468984	486596	19283	32263
841790 PART OF INDUSTRIAL LAB FURNACE	16796	119568	12197	39262
841810 COMBINED REFRIG-FREEZE W-DOORS	19995	75876	2134	20003
841821 REFRIGERATORS HOUSEHOLD TYPE	44543	91493	31724	83561
841829 OTH REFRIGERATOR HOUSHOLD TYP	23392	41223	21408	37578
841830 FREEZERS OF CHEST TYPE	3555	4635		
841840 FREEZERS OF THE UPRIGHT TYPE	7539	12310	4573	10845
841850 O-FURNI-STORAGE,DISPLY FRZ EQU	19644	132471	12913	24691
841869 OTH REFRIG FREZ EQUIP HEAT PUMP	282141	419434	349425	477273
841891 FURNITURE REFRIG FREEZING EQPT	1460	8052	4811	4811
841899 OTH PARTS REFREGERATING EQUIPT	187887	521750	329983	611305
841911 INSTANT GAS WATER HEATERS	51185	63574	30769	35272
841919 OTH INSTANT STRONGWATER HETER	4996	10176	1655	4004
841920 MEDICAL SURGICAL LAB STERILISE	20414	24388	3817	12522
841931 DRYERS AGRICULTUL PRODUCTS		2874	1230	5092
841932 DRYERS WOOD PAPER PULP P/BOARD			406	406
841939 OTHER DRYERS	187904	209123	30786	50604
841940 DISTILLING RECTIFYING PLANT	30618	35959	96184	99105
841950 HEAT EXCHANGE UNITS	71112	89912	8383	51760
841960 MACHINERY LIQUIFY AIR O/GASES	2607	22456	3188	23840
841981 OTH MACH PLANT EQPT HOT/COL FD	47723	59153	15068	24851

Contd.

10.11 Imports by Economic Categories (Detail)

(In Thousand Rupees)

ITEMS	AUGUST, 2015	FROM JULY, 2015	AUGUST, 2014	FROM JULY, 2014
841989 OTH MACHINERY PLANT AND EQPT	238096	635386	797317	886646
841990 PARTS MACH PLANT LAB EQUIP ETC.	118363	169436	70046	269028
842010 CALENDERING OTH ROLL MACHINES	3808	5208	15133	17143
842091 CYLINDER(FOR CALENDERING MACH)	328	1615	9692	10744
842099 OTH PART OF CALENDER MACHINE	1831	2974	2923	3773
842111 CREAM SEPARATORS			8671	8731
842112 CLOTHES-DRYERS		1920		
842119 OTH CENTRIFUGES INCLUDING DRYR	20474	60981	23546	85416
842121 FILTERING PURIFY MACH&APARATUS	273261	506520	29714	390385
842122 FILTERING MACH FOR BEVERAGES	97	9394	12593	13245
842123 OIL&PETROL-FILTER INT.COMBSN	37384	66580	21532	46275
842129 OTH FILTER MACHS APPARATUS NES	59451	121812	92833	140754
842131 INTAKE AIR FILTER COMBTION ENG	33506	186951	281777	307193
842139 OTH FILTERING PURIFY MACH/APPA	163078	381202	164576	505271
842191 PARTS CENTRIFUGES INCL DRYER	100109	111235	67564	115040
842199 PARTS OF FILTERING PURIFY MACH	36859	90092	31160	101278
842211 DISH WASHING MACHINE HOUSEHOLD	75	1534	2956	3559
842219 OTHER DISH WASHING MACHINE	113	459	789	823
842220 MACH CLEANING/DRYING BOTTLE	235	2876	70	86
842230 MACH FILLING/CLOSING BOTTLES	632873	832972	112296	210550
842240 OTH PACKING WRAPPING MACHINE	69325	374723	74384	89345
842290 PARTS MACH FIL/CLEAN WRAP PACK	279204	442902	172485	385179
842310 PERSONAL WEIGHING MACHINES	5954	12867	3409	9685
842320 SCALES FOR CONT WEIGHING GOODS	34	98	5296	7178
842330 CONSTANT WEIGHT SCALES/HOPER	2457	34322	3147	3414
842381 OTH WEIGHT MACHINERY-30KG	2468	5015	2482	10291
842382 OTH WEIGHT MACH CAP-30-5000KG	15535	33173	9911	31320
842389 OTH WEIGHING MACHINERY	4025	22121	23372	24088
842390 WEIGHT MACH WTS ALL KINDS&PART	23279	29087	3754	11645
842410 FIRE EXTINGUISHERS W/N CHARGED	60002	98999	27546	48260
842420 SPRAY GUNS&SIMILAR APPLIANCES	9894	31483	5922	15129
842430 STEAM,SAND BLAST,JET PROJ MACH	2181	4849	6033	7297
842481 AGRICULTURAL OR HORTICULTURAL	22542	50528	38223	70654
842489 OTH APPL PROJ/DISPERS/SPRY LQD	19081	25191	5970	19746
842490 PART MECH APPLIANCE SPRAY ETC.	20490	49087	22969	56444
842511 PULLEY TACKLE HOISTS POWER	12687	67921	12264	25880
842519 O-PULLY/HOISTS/WINCH/CAPSTANS	8166	75611	35557	48450
842531 WINCH CAPSTAN POWER E/MOT	8853	12109	1428	4447
842539 WINCHES CAPSTAN	1701	2757	3431	5825
842541 JACKS,HOISTS-RAISING VEHICLES	1283	1605	1168	7899
842542 OTH JACKS AND HOISTS HYDRAULIC	12999	41313	13964	30203
842549 OTH MECHANICAL HANDING EQUIPMT	582	4153	1578	1894
842611 OVERHEAD-TRAVELING CRAN F-SUPO	210566	219720	11403	11501
842612 MOBILE LIFTING FRAME ON TYRES	87230	109986		1756
842620 TOWER CRANES	28019	106131	22145	22145
842630 PORTAL OR PEDESTAL JIB CRANES	467	6277	17560	23369
842641 O-MACHINERY SELF PROP ON TYRES	15290	21253	212	8232
842649 OTH MACHINERY SELF PROPELLED	3212708	3285939		1326
842691 O-MACH DESIGED MOUNT ROAD VEH	2392	2392	353	688
842699 OTH MACHINERY NOTSELF PROPELED	20490	25833		8892
842710 SELF PROPELL TRUCK WITH EL MOT	72665	82962	43069	54778
842720 OTHER SELF-PROPELLED TRUCKS	57642	196430	57419	142022
842790 OTH WORK TRUCK LIFT/HAND EQUIP	12710	16630	2661	3862
842810 LIFTS AND SKIP HOISTS	89274	140359	41746	128846
842820 PNEUMATIC ELEVATORS&CONVEYORS	141	464	4604	35952

Contd.

10.11 Imports by Economic Categories (Detail)

(In Thousand Rupees)

ITEMS	AUGUST, 2015	FROM JULY, 2015	AUGUST, 2014	FROM JULY, 2014
842831 ELEVATOR/CONVEYOR,UN/GROND USE		6101	124	124
842832 OTH ELEVATOR/CONVEYOR BUKT TYP	1188	1188	4854	7618
842833 OTH ELEVATOR/CONVEYOR BLT TYPE	33719	42479		5990
842839 OTH CONT ACTELEVATOR,CONVEYOR	35990	98445	9632	27207
842840 ESCALATORS & MOVING WALKWAYS	184192	198459	11529	20759
842860 TELEFERICS CHAIR-LIFT,F/FURNIC	1792	2445	1251	1583
842890 OTH MACHINERY LIFT/HANDLE ETC.	301031	400626	8549	34182
842911 TRACK LAYING BULDOZER/ANGLDOZR	274476	277434	1530	2958
842919 BULDOZRS/ANGLEDRO/TRACK LAYING	12924	19904		98496
842920 GRADERS AND LEVELLERS	11173	40005	510	22179
842930 SCRAPERS			101	207
842940 TAMPING MACHINE & ROAD ROLLERS	66188	100647	17638	20937
842951 FRONT-END SHOVEL LOADERS	85142	269660	59068	102673
842952 MACHINERY 360 REVOLVG S/STRUTE	925	47090		357
842959 OTH MECHANICAL SHOVALS EXCAVOR	722925	1215779	216604	383867
843010 PILE-DRIVERS /EXTRACTORS	27814	34877		10534
843020 SNOW-PLOUGHS AND BLOWERS	51	51		
843031 SELF-PROP COAL ROCK CUTTER				221
843039 OTH SELFPROP COAL/ ROCK CUTTER	7674	7674		
843041 OTH BORS SINK MACH SELF-PROPEL	56691	56691	92983	94992
843049 OTH BOR/SINK MACH NOT SELFPROP	2317865	3219460	2096550	3739112
843050 OTH MACHINERY SELFPROPELLED	1504	95947	51637	51637
843061 TAMP COMPACT MACH NOT SELFPROP	5683	7213	2122	3248
843069 OTH MACHINERY NOTSELF-PROPELED	2108	20711		180
843110 PARTS MACHINERY HEADING 84.25	1302	2850	9339	9490
843120 PARTS MACHINERY HEADING 84.27	7985	14723	7802	14142
843131 PARTS OF LIFT SKIPHOIST&ESCALT	26427	47095	26644	45289
843139 OTH PARTSLIFT/HANDLE/LOAD MACH	36966	130489	69517	190333
843141 BUCKETS SHOVELS GRABS & GRIPS	87	12142	368	1771
843142 BULDOZER OR ANGLEDOZER BLADES	201	325	1706	2769
843143 PARTS BOR/SINK MACHINERY	442432	769236	291500	719180
843149 PART MACH HEAD 84.26.84.29-30	95346	342090	739439	1315552
843210 PLOUGHS	11530	47042	105	186
843221 DISC HARROWS,SCARIFIERS,CULTI	25032	35433		
843229 OTH HAROW SCARIFIER WEDER&HOS	5573	6858	21	159
843230 SEEDERS PLANERS & TRANSPLANTER	610	642	4016	4091
843240 MANURE SPREADER&FERTILISER DIS	38	38		
843280 OTH AGR HERTI, FORESTRY MACHRY	114	985	10599	10785
843290 PARTS AGR HERTICULTURAL MACHIN	7415	8885	33306	44824
843311 LAWN MOVER PARKS/SPORTS GROUD	689	689		101
843319 OTH MOVER LAWN PARKS SPORTGOOD	2823	3179	857	874
843320 OTH MOWERS INCLUDING CUTER BAR	303	7759	279	1153
843330 OTH HAYMAKING MACHINERY	2417	2584	3823	4125
843340 STRAW BALER INCL PICK-UP BALER	3381	20386	1279	4881
843351 COMBINE HARVESTER-THRESHERS	265847	465383	198818	338435
843352 OTH THRESHING MACHINERY	591	591	288	288
843353 ROOT/TUBER HARVESTING MACHINES		2432		
843359 OTH HARVESTING MACHINES	2233	4254		11904
843360 MACH CLEAN SORT EGG FRUT AGPRO	62	62	789	789
843390 PARTS MACH CLEAN/SORT EGG ETC	9623	12732	4097	9192
843410 MILKING MACHINES	3958	5365	881	1231
843420 DAIRY MACHINERY	1778	2504		7579
843490 PART MILKING/DAIRY MACHINERY	6031	9390	6110	9495
843510 MACHINERY (PRESSES,CRUSHES)	451	843	5090	5175
843590 PART OF JUICE EXTRACTING MACHI			14	788

Contd.

10.11 Imports by Economic Categories (Detail)

(In Thousand Rupees)

ITEMS	AUGUST, 2015	FROM JULY, 2015	AUGUST, 2014	FROM JULY, 2014
843610 MACHRY PREP ANIMAL FEED STUFS	113294	140008	134751	163874
843621 POULTRY INCUBATORS & BROODERS	234	394	77550	105019
843629 OTH POULTRY KEEPING MACHINERY	195423	315820	108504	232475
843680 OTH MACHINERY	9345	21728	625	625
843691 PARTS POULTRY KEEP MACH BRODER	1901	6041	4354	4875
843699 OTH PART OF AGR/HORT MACHINER	8414	31911	41155	62127
843710 MACH CLEAN SORT GRAD GRAIN/VEG	61299	161722	67815	147949
843780 OTH MACHINERY	28331	70356	53944	122557
843790 PARTS MACHINE USE MILLINDUSTRY	34137	63889	19178	53676
843810 BAKERY MACH MFG MACARONI SPGTI	224848	278019	221478	408440
843820 MACH MANU CONFECTIONERY COCA	14114	17185	126275	257903
843830 MACHINERY SUGAR MANUFACTURE	161	161	26884	49380
843850 MACH PREPARATION MEAT/POULTRY	284994	341768	4784	5287
843860 MACH PREP OF FRUITS/NUTS/VEG.	8802	11542	51715	52138
843880 OTHER MACHINERY	11008	16743	18378	20976
843890 PARTS MACH/ND MFG FOOD DRINK	202749	216521	24219	50232
843910 MACHINERY M/PULP FIBROUS MATAL		107		14187
843920 MACHINERY MAKE PAPER P/BOARD	6040	27001	42087	224990
843930 MACHINERY FINISH PAPER P/BOARD	37447	38769	9940	16508
843991 PARTS MACHIN PULP FIBROSMATERL	14275	16573	8958	9172
843999 OTH PARTS MACHIN PAPER P/BOAD	21102	38213	22703	30218
844010 BOOK-BIND&BOOK-SEWING MACHIN	6743	11551	10989	19185
844090 PARTS BOOK BINDING MACHINERY			575	701
844110 CUTTING MACHINES	38984	94869	27177	60731
844120 MACH MAKE BAGS SACKS/ENVELOP		5625	716	716
844130 MACHI MAKE CARTONS BOX TUBEETC	2918	13268		721
844140 MACH MOULDING ARTICLE P/P,PULP	12563	17074	12946	13268
844180 OTH MACH FOR MAKING P&P/BOARD	686	8630	9349	9349
844190 PART MAC H-8441.1000,8441.4000	16101	19356	12079	21074
844230 PRINTING MACH, APATUS&EQUIPMEN	10879	12054	6663	7417
844240 PARTS OF THE FOREGOING MACH	425	2897	945	1670
844250 PLATE ,CYLINDER/PRINT COMPONE	18246	37893	6135	15862
844311 OFF SET PRINT MACHIN REELFED	2865	22595	8951	8951
844312 SHEET FED,OFFICE TYPE S-22&36	11319	12562	1901	1901
844313 OTH OFFSET PRINTING MACHINERY	66279	113455	83389	94295
844314 LETTERPRESS PRI-MACH REEL FED		641	3778	3778
844315 LT-PRESS P-MACH O/T R-FED,FLEX	882	2936		49951
844316 FLEXOGRAPHIC PRINTING MACHIN	2479	20825	7965	10623
844317 GRAVURE PRINTING MACHINERY	2011	12062	9664	23188
844319 HOT STAMPING MACHINES	55454	222925	222923	268277
844331 MACH PERFORM TWO OR MORE FUNCT	41665	76033	10783	24976
844332 PRINTER CONNECT TO AUTOMA DPM	232363	344346	98279	194462
844339 O-MACH REPRODUC ORIGINAL IMAGE	72576	205186	37673	86514
844391 PART/ACCE PRINTING MACH H-8442	24593	41017	24379	40570
844399 PARTS /ACCE OTH PRINTING MACH	81293	167660	74737	142098
844400 MAC EXTRUD CUT M-MADE TEX-MATE	24001	43194	2858	5413
844511 CARDING MACHINES	283618	332369	286681	670613
844512 COMBING MACHINES		17118		
844513 DRAWING /ROVING MACHINES	207957	268736	161311	318964
844519 OTH MACH TEXTURE FIBRE ETC	73686	124024	202957	461526
844520 TEXTING SPINNING MACHINES	153401	498516	234007	899504
844530 TEXTILE DOUBLING OR TWIST MACH	45061	52284	17789	25016
844540 TEXTILE WINDING MACHINE	203481	510683	240121	444065
844590 OTH MACH, TEXTILE FIBRE	110060	344809	77441	172700
844610 WEAVING MACH FAB WD-NOT>30CM		915		

Contd.

10.11 Imports by Economic Categories (Detail)

(In Thousand Rupees)

ITEMS	AUGUST, 2015	FROM JULY, 2015	AUGUST, 2014	FROM JULY, 2014
844621 POWER LOOM WEAV FAB EXCED 30CM				5202
844629 OTH WEAVING MACHINES(LOOMS)	136164	138425	7135	23489
844630 WEAV MACH FAB >30CM SHUTLES	496304	1016893	582412	1343416
844711 CIRCULAR KNITTING MACHINE	7834	10842	68468	84314
844712 CIRCULAR KNIT MACH DIA>165MM	41396	68953	29517	50709
844720 FLAT KNIT MACH STITCH-BONDING	74869	123364	14165	34123
844790 OTH MACH GIMPED YARN TULE LACE	501286	1041576	717261	1249644
844811 DOBBIES JACQUARD COPY ETC MACH	2892	4880	4508	10341
844819 OTH AUXILARY MACHIN HD84.44-47	125820	350365	169305	389634
844820 PARTS&ACCESORIES MACH H-84.44	8650	18729	8178	16497
844831 CARD CLOTHING	135558	218192	74194	188897
844832 PART ACCESSORY MACH TEXT FIBRE	5308	20344	12513	18487
844833 SPINDLE SPIND FLYER S/IN RING	110889	206737	105322	192367
844839 OTH PARTS&ACCESSORIES 84.45	94800	209892	156985	291956
844842 REEDS FOR LOOMS HEALDS&H/FRAM	26447	47907	28034	42445
844849 OTH PART ACCESSORIES WEAV MACH	33468	77181	70895	137035
844851 SINKERS NEEDLES & OTH ARTICLES	39167	65374	38622	75122
844859 PART ACCESSORY MACH HEAD 84.47	43668	81589	34489	64147
844900 MACH MFG FINISH NON WOVENTS		317	28978	39507
845011 WASHING MACH FUL-AUTO NOT>10KG	31590	64890	39275	77936
845012 O-MACH BUILT-CENTRIFUGAL DRIER	10766	18652	11171	21994
845019 O-MACH DRY LINE CAPA -NOT>10KG	9604	9951	7896	18812
845020 MACHINE DRY LINE CAP EXCE10KG		962	279	857
845090 PARTS FOR H/HOLD WASH MACHINE	17505	39439	22248	32216
845110 DRY-CLEANING MACHINES	1209	4104	568	16378
845129 OTH DRYING MACHINES	67539	103302	32128	33553
845130 IRONING MACHINES & PRESSES	9337	14342	5971	10855
845140 WASHING BLEACH DYE MACHINES	416285	621044	148617	180976
845150 REELING UNREEL FOLDING ETC MAC	21693	56053	13858	17312
845180 OTH MACHINERY	359177	696447	142032	333921
845190 PARTS FOR DRY CLEAN/DYING MACH	45127	75221	35844	61723
845210 SEWING MACHINE HOUSEHOLD TYPE	11800	16330	12172	16538
845221 AUTOMATIC UNITS SEWING MACHINE	9000	13267	4248	40042
845229 OTH SWING MACHINES	179971	348226	297133	448647
845230 SEWING MACHINE NEEDLES	5902	8973	5002	12480
845290 OTHER PARTS OF SEWING MACHINE	18983	40590	15367	36493
845310 MACH PREP,TANN HIDE,SKIN LEAT	27902	48334	51668	94766
845320 MACH MAKING/REPARING FOOTWEAR	25382	41592	60866	128986
845380 OTH MACH REPAR H-SKINS/LEATHER	9861	13508	6456	13471
845390 PARTS OF MACH TANNING,FOOTWEAR	14845	27021	8686	17676
845410 CONVERTERS	2707	2707	52	52
845420 INGOT MOULDS & LADLES			3562	3562
845430 CASTING MACHINES	37133	64225	20821	33971
845490 PARTS OF CONVERTERS LADLES ETC	13627	20033	10696	14200
845510 TUBE MILLS	107446	107446		20782
845521 HOT/COMBIN HOT&COLD ROLING MIL	59210	68468	17273	149735
845522 COLD, ROLLING MILLS	5368	6416	3008	3008
845530 ROLLS FOR ROLLING MILLS	15759	77597	80757	143088
845590 OTH PARTS METAL ROLLING MILLS	3735	7544	14143	31037
845610 MACH TOOL WORKING BY LSER ETC	10670	14006	2138	3951
845620 MACH OPERATED ULTRASONIC PROCE			158	158
845630 MA-TOOL OPER ELECTRO DISCHARGE	2064	4330	2330	5647
845690 O-MACH TOOL FOR REMOVAL OF MAT	4286	4286	383	7084
845710 MACHING CENT FOR WORKING METAL	17966	40806	16705	41818
845730 MULTI-STATION TRANSFER MACH				53887

Contd.

10.11 Imports by Economic Categories (Detail)

(In Thousand Rupees)

ITEMS	AUGUST, 2015	FROM JULY, 2015	AUGUST, 2014	FROM JULY, 2014
845811 HORIZONTAL LATH NUMERICL CONTROL	14884	27371	9025	9856
845819 OTHER, HORIZONTAL LATHES	12720	14255	9612	22357
845891 OTH LATHES NUMERICALLY CONTROL			332	332
845899 OTH LATHES FOR REMOVING METALS	8789	10163	2455	21437
845910 WAY TYPE UNIT HEAD MACHINES	578	1356	525	1303
845921 OTH DRILL MACH NUMERICAL CONT			6398	10876
845929 OTHER DRILLING MACHINES	21245	27288	24347	49040
845939 OTHER BOARING-MILLING MACHINES	11050	17240	535	1067
845940 OTHER BORING MACHINES		3444	3795	8806
845951 MILLING MACH KNEE TYPE N.CONTR		1640		
845959 MILL MACH W TRAVERSER =<300MM	5356	11565	6042	13361
845961 OTH MILLING MACH NUMERICAL CONT			13692	13692
845969 OTHER MILLING MACHINES	16976	19749	2113	23143
845970 OTH THREAD/TAPPING MACH	1484	1894	8308	10888
846011 F.SURFACE GRIND MACH NUM CONTR		56		
846019 OTH F.SURF GRIND MAC AXIS0.01M	12424	20824	3040	4142
846021 OTH GRIND MACH NUMERICAL CONTR				4880
846029 OTH GRIND MACH AXIS 0.01MM	1166	1166	2044	10238
846039 OTH SHARPENING MACH-TOOL	267	1284		542
846040 HONING OR LAPPING MACHINES	527	637		
846090 OTHER MACHINE TOOLS	3837	4824	502	15398
846120 SHAPPING OR SLOTTING MACHINES	8565	10955	745	1122
846130 BROACHING MACHINES		415		
846140 GEAR CUTTING,GRIND/FINISH MACH	5357	19577	5909	10182
846150 SAWING OR CUTTING-OFF MACHINES	14737	101238	5796	18038
846190 OTH MACH TOOL FOR METAL WORK	1522	9470	6416	10901
846210 FORGING/DIE-STAMP MACH&HAMMERS	648	648	4070	11128
846221 BEND,FOLD,ETC MACH NUM CONTROL	6396	6396	31	31
846229 OTH BENDING,FOLDING MACH	13049	15992	6077	11247
846231 SHEARING MACH NUMERICAL CONTRO			22011	23894
846239 OTH SHEARING MACH	19469	23309	2870	7631
846241 PUNCH/NOTCH MACH NUM CONTROLLED	23	23		
846249 OTH PUNCHING/NOTCHING MACH	1763	14180	27016	51467
846291 HYDRAULIC PRESSES	40357	44354	70	13153
846299 OTH PRESSES FOR WORK METAL	1328	1880	4615	11646
846310 DRAW-BENCH FOR BARS,TUBES WIRE	4324	4324	359	7399
846320 THREAD ROLLING MACHINES	8436	8436	127	2262
846330 MACHINES FOR WORKING WIRE	16290	18677	1835	2530
846390 OTH MACH TOOL WORKING METALS	4372	10182	169	2870
846410 SAWING MACHINES	3368	3368	3279	5631
846420 GRINDING OR POLISHING MACHINES	2920	7802	1825	7295
846490 OTH MACH TOOL WORK STONE/CER/C	7002	9077	8614	10942
846510 MACHINE FOR MECHANIC OPERATION		1537	1070	1070
846591 SAWING MACHINES	5253	6580	1418	3986
846592 PLANING,MILLING, MOULD MACH	1131	3685	328	974
846593 GRINDING SANDING POLISHING MAC	13560	14316	2788	4103
846594 BENDING OR ASSEMBLING MACHINES	153	1254	12484	76958
846595 DRILLING OR MORTICING MACHINES	398	1264	972	1081
846596 SPLITING SLICING PARING MACH	4975	6325	5038	6395
846599 OTH MACH TOOL FOR WOOD CORKETC	14699	19836	12281	34621
846610 TOOL HOLDER SELF OPEN DIEHEAD	7386	13201	360	7752
846620 WORK HOLDERS	1662	1993	779	851
846630 DIVIDING HEAD & ATTACH M-TOOL	775	775		755
846691 OTH PART FOR MA-TOOL H.84.64	1261	2489	695	1119
846692 OTH PART FOR MA-TOOL H.84.65	6867	12639	7424	9955

Contd.

10.11 Imports by Economic Categories (Detail)

(In Thousand Rupees)

ITEMS	AUGUST, 2015	FROM JULY, 2015	AUGUST, 2014	FROM JULY, 2014
846693 PART/ACCES MACH TOOL PLAN ETC	14557	23664	35410	41516
846694 PART/ACCES MACH TOOL FOLD ETC	7829	11269	9848	39668
846711 PNEUMATIC ROTARY TYPE TOOLS	164	661	1266	1521
846719 OTH PNEUMATIC TOOLS FOR WORK	748	4551	7249	8435
846721 DRILL W ELEC MOTOR OF ALL KIND	11236	23828	11278	18676
846722 SAWS SELF CONTAINED ELE-MOTOR	5570	6750	1449	2140
846729 OTH TOOL WITH ELECTRIC MOTOR	41998	67919	41551	73876
846781 CHAIN SAWS	3529	5555	3207	7514
846789 OTH TOOL WORKING IN HAND	7328	11204	1600	10105
846791 PARTS OF CHAIN SAWS	3314	5354	538	1660
846792 PARTS OF PNEUMATIC TOOLS	1095	4315	163	709
846799 OTH PART TOOL WOR IN THE HAND	20342	28789	9879	20198
846810 HAND HELD BLOW PIPES		10		
846820 OTH GAS-OPERATED MACH APPARATU	2499	4462	2642	2695
846880 OTH MACH FOR SOLDER,BRAZING	2547	8335	3156	5896
846890 PARTS FOR SOLDERING,BRAZIN MAC	940	4401	870	3181
846900 TYPEWRITER;WORD PROCESS MACH		112		
847010 ELEC CALCULATOR,DATA REC MAC	5380	10049	8876	17423
847021 CALC. MACH W PRINT DEVICE		6		
847029 OTH ELECTRO CALCULATING MACHIN	104	105		161
847030 OTHER CALCULATING MACHINES		469		35
847050 CASH REGISTERS	2972	4097	4143	12550
847090 OTH POSTAGE,TICKET ISSUE MACH	702	18686	1884	6237
847130 PORTABLE AUTOMATIC DP MACHINE	888413	1525731	4033500	6574628
847141 OTH AUTOMATIC DATA PRO MACHINE	61946	90084	419779	607571
847149 OTH PRESENTED IN FORM SYSTEMS	7942	52271	99172	101767
847150 PROCESSI UNIT O/T,H-8471.41,49	351921	483549	529734	803765
847160 INPUT,OUTPUT UNIT IN S-HOUSING	46765	111462	100583	198808
847170 STORAGE UNITS	95664	170901	106764	172227
847180 OTH UNITS OF AUTO DAT PRO MACH	16055	22086	5199	9608
847190 OTH LAN,BRIDGES,HUBS EXCL SWIT	125813	140940	48161	78634
847210 DUPLICATING MACHINES	73	73	227	760
847230 SORTING/FOLDING/AFFIXING MACH	64	572		
847290 OTHER, OFFICE MACHINES	205517	327081	228095	266227
847310 PARTS/ACCESS OF MACH H-84.69		3	153	376
847321 PART CALC MACH H-8470.10.21.29			81	127
847329 OTH PARTS OF MACH H-84.70	312	1187	1688	3635
847330 PARTS/ACCESS OF MACHINE 84.71	129088	211402	155967	265762
847340 PARTS/ACCESS MACHINE HEAD84.72	18802	52602	47269	85520
847350 PARTS/ACCESS MAC HD84.69-84.72	735	2344	339	795
847410 SORTING/SCREENING/WASHING MACH	3403	7891	9883	23740
847420 CRUSHING OR GRINDING MACHINES	30287	79142	10258	212492
847431 CONCRETE OR MORTAR MIXERS	69138	91999	101211	141197
847432 MACH FOR MIXING MINERAL&BITUME	21102	23177	9940	129653
847439 OTH MACH FOR MIXING MINERALS	5423	6656	520	1884
847480 OTHER MACHINERY	32975	45471	28932	34261
847490 PART OF SORTING,SCREENING MACH	89841	225002	146438	220832
847510 MACH FOR MAKING ELEC LAMP/TUBE	32361	32361		
847521 MACH FOR MAKING OPTRICAL FIBRE	10	10		
847529 OTH GLASS WORKING MACHINES	34309	43884	3287	11607
847590 PARTS OF MACHINES H-NO.84.75	1762	4344	2889	5604
847621 BEVERAGE/VENDING MA W REFRIG				170
847629 OTH,AUTOMA BEVERG-VENDING MACH	47	138	22	22
847681 OTH MACH HEATING/REFRIG,DEVICE				158
847689 OTH MACH INCL MONEY CHANG MACH		103		

Contd.

10.11 Imports by Economic Categories (Detail)

(In Thousand Rupees)

ITEMS	AUGUST, 2015	FROM JULY, 2015	AUGUST, 2014	FROM JULY, 2014
847690 PARTS OF MACH HEADING 84.76	19	19		20
847710 INJECTION-MOULDING MACHINES	262296	420775	127100	254029
847720 EXTRUDERS	18972	23911	70061	112073
847730 BLOW MOULDING MACHINES	82244	125691	31351	101255
847740 VACCUM MOLDING/THERMOFORM MACH	2844	10182	3818	8320
847751 MACH MOULD PNEUMATIC TYRE,TUBE	11272	11272	140391	141819
847759 OTH MACH FOR MOLDING/FORMING		1299	8337	10298
847780 OTH MACH FOR WORKING RUB/PLAST	81981	115814	16204	125530
847790 PARTS OF MACH,WORKING RUB/PLAS	66521	106413	49696	77866
847810 MACH FOR REPAIRING TOBACCO		93989	31079	31079
847890 PARTS OF MACHINES OF H-84.78	17576	85034	52300	86650
847910 MACH FOR PUBLIC WORKS,BUILDING	130869	174553	37034	59862
847920 MACH FOR EXTRACT/PREP FATS/OIL	45160	49430	48159	48159
847930 PRESS PARTICAL/FIBRE BOARD ETC	3769	15437	30414	65321
847940 ROPE OR CABLE MAKING MACHINES	93466	93843		2311
847950 INDUSTRIAL ROBOTS(N.E.S.)	335	335	31283	42544
847960 EVAPORATIVE AIR COOLERS	60701	76453	65587	86028
847979 OTH PASSENGER BOARDING BRIDGES	1	600	4421	4524
847981 MA FOR TREATING METAL/FLE WIRE	8154	17496	39773	40840
847982 MIX/KNEAD/CRUSH/GRIND ETC MACH	70030	185326	1109415	1527339
847989 OTH APPLI IDIVIL FUNCTIO MACH	408446	682865	266534	398245
847990 PART OF MA H- 8479.20.60.82.84	68993	210858	74542	128985
848010 MOULDING BOXES FOR MET FOUNDRY	5161	7342	3921	4701
848020 MOULD BASES	9733	10960	1583	5019
848030 MOULDING PATTERNS	236	599	4454	4881
848041 INJECTION OR COMPRESSION TYPES	6986	16924	14412	16213
848049 OTH, MOULDS FOR METAL/CARBIDES	34033	62106	39861	81191
848050 MOLULDS FOR GLASS	525	8208	11100	24712
848060 MOULDS FOR MINERAL MATERIALS.	3018	17550	7961	11431
848071 INJECTION OR COMPRESSION TYPES	46092	67239	17275	58852
848079 OTH MOULDS FOR RUBBER/PLASTICS	150399	261132	145120	166966
848110 PRESSURE-REDUCING VALVES	84923	260373	118271	224082
848120 VALVES,OLEOHYD/PNEUMATIC TRANS	12658	63308	208334	243033
848130 CHECK (NONRETURN) VALVES	77485	157226	81016	190523
848140 SAFETY OR RELIEF VALVES	47650	146074	92230	166471
848180 OTH APPLIANCE(TAP,COCKS,VAL)	560671	962059	534260	954873
848190 PARTS OF APPLICANCE H-NO.84.81	147196	261075	121602	169246
848210 BALL BEARINGS.	371375	694647	313731	638485
848220 TAPERD ROLLER BEARING INC CONE	71251	147264	49337	117861
848230 SPHERICAL ROLLER BEARINGS	67147	92364	18667	54109
848240 NEEDLE ROLLER BEARINGS	3929	8092	5405	12110
848250 OTH CYCLINRICAL ROLLER BEARING	9406	38830	24973	48201
848280 OTH COMBINED BALL/ROLLER BEAR	33590	49924	43731	67147
848291 BALLS, NEEDLES/ROLLERS PARTS	17301	28232	21495	36802
848299 OTH PARTS OF BALL/ROLLER BEAR	14888	45077	16667	33950
848310 TRANSMISSION/CRANKS/SHAFTS.CAM	253108	451824	184909	398551
848320 BEARING HOUSING-BALL/ROLR BEAR	11556	22981	9526	21881
848330 BEARING HOUSING NOT INCOR BEAR	104219	256245	165375	299673
848340 GEAR,CHAIN SPOK,GEAR BOXES ETC	155370	385585	248076	360055
848350 FLYWHEL/PULEY INCL PULEY BLOCK	8333	14268	17063	22590
848360 CLUTCHES AND SHAFT COUPLING	81639	180553	50729	96302
848390 PARTS OF HEADING 84.83	26976	89043	22300	159132
848410 GASKET&SIMILAR JOINT OF MATALS	67170	125648	69585	128141
848420 MECHANICAL SEALS	56654	95110	59370	99071
848490 OTH GASKET&SIMI JOINT DISSIMIL	43149	91409	49644	120971

Contd.

10.11 Imports by Economic Categories (Detail)

(In Thousand Rupees)

ITEMS	AUGUST, 2015	FROM JULY, 2015	AUGUST, 2014	FROM JULY, 2014
848620 MAC FOR MANUF S-COND,I-CIRCUIT	21	32		
848630 MACH FOR MANUF FLAT PANEL DISP	328	328		
848640 MACH FOR MANU OF I-CIRCUIT,NES	146	157		
848690 PARTS&ACCE OF MACH MANU S-COND		2	635	635
848710 SHIPS/BOATS,PROPELLERS&BLADES	65	6079	288	559
848790 O-PARTS&ACCE NOT CON ELE-CONNE	54016	76806	13453	38413
850110 ELEC MOTOR OUTPUT NOT>37.5.WAT	39496	102093	54527	114126
850120 UNIVERSAL AC/DC MOTOR >37.5 W	31312	64156	18893	46447
850131 OTH DC MOTOR/GEN 0-P=750 WATT	18032	29674	20427	35303
850132 O-DC MOTOR/GEN 0-P-750W-75KW	2060	6292	49417	52244
850133 OTH DC MOTO/GEN 0-P-75KW-375KW	6378	16403	13957	21118
850134 OTH DC MOTOR/GEN OUTPUT >375KW	8060	9479		
850140 OTH AC MOTORS,SINGLE-PHASE	98611	171886	116346	215647
850151 OTHER AC MOTORS MULTI-PHASE	33121	74173	29376	61785
850152 AC MOTORS,OUTPUT-750W-75KW	91731	238011	220118	316076
850153 AC MOTORS,OUTPUT>75KW	42507	85078	142084	222832
850161 AC GENERATORS OUTPUT NOT>75KVA	74486	169597	69322	137192
850162 AC GENERATORS OUTPUT-75-375KVA	11496	44339	10349	22167
850163 AC GENERATOR 0-P-375KVA-750KVA	2104	2622	4865	6277
850164 AC GENERATORS OUTPUT >750 KVA	3527	15909	4194	20897
850211 EL GNERATOR (DIESEL)0-P>75 KVA	271447	999426	194218	685954
850212 GENER SET(DIESEL)OP- 75-375KVA	113032	291082	236446	348984
850213 GENER SET(DIES ENG)OP>375KVA	372844	628379	295564	2396128
850220 GENER SET(SP-ING ENG)OP>375KVA	501058	504272	900606	1451926
850231 GENERATING SETS,WIND POWERED	1885288	4730736		11881
850239 OTHER GENERATING SETS	3258301	4200624	2173199	2184038
850300 PARTS FOR MACHIN H-85.01/85.02	398972	517844	202661	324353
850410 BALLAST FOR DISCHARG LAMP/TUBE	21735	35398	20529	34733
850421 LIQUID DIELECRICT FORMERS	1172	21302		120
850422 LIQ D-E T/FORMER-650-10000KVA	12534	12554	6532	6532
850423 LIQ DI-ELE T/FORMER >10000KVA	186154	186216	132058	133309
850431 OTH TRANSFORMER-PHC-NOT>1 KVA	46799	94595	72797	151477
850432 OTH TRANSFORMER-PHC-1KVA-16KVA	5002	5425	4953	9109
850433 OTH TRANSFORMER-PHC-16-500KVA	17969	34546	61794	102399
850434 OTH TRANSFORMER-PHC>500 KVA	87869	804693	10452	30270
850440 STATIC CONVERTERS	674532	1531261	1058328	1898634
850450 OTHER INDUCTORS	21782	60139	15368	43169
850490 PARTS ELEC POWER MACH H-8504	109972	246230	130260	242705
850511 PERMANENT MAGNETS AND ARTICLES	7822	9686	2372	16075
850519 OTH PERMANENT MAGNETS&ARTICLES	15634	24009	13902	31110
850520 EL-MAGNET COUPLING,CLUTCH ETC	3294	6795	6950	8984
850590 OTH EL-MAGNET INC/PART HD85.05	4237	7483	5456	53311
850610 MANGANESE DIOXIDE P/CELL&BATT	75020	134969	74395	125113
850630 MERCURIC OXIDE P/CELL&BATTERIES	159	242		
850650 LITHIUM PRIMARY CELL&BATTERIES	23324	55050	43710	72499
850660 AIR ZINC PRIMARY CELL&BATTERIES	103	120	257	257
850680 OTHER PRIMARY CELL&BATTERIES	31202	57383	44191	66927
850690 PARTS OF PRIMARY CELL&BATTEIES	10373	35976	1046	4330
850710 LEAD-ACID ACCUMULATOR(STARTNG)	1501	2171	15435	16813
850720 OTHER LEAD-ACID ACCUMULATORS	621512	1353530	535590	1002395
850730 NICKEL-CADMIUM ACCUMULATORS	2576	25884	1549	2232
850740 NICKEL-IRON ACCUMULATORS	31	31		
850750 BATTRIES NICKEL-METAL HYDRIDE	292	967	326	326
850760 BATTRIES LITHIUM-ION	11053	19547	1229	1689
850780 OTHER ACCUMULATORS	12983	82964	41820	56140

Contd.

10.11 Imports by Economic Categories (Detail)

(In Thousand Rupees)

ITEMS	AUGUST, 2015	FROM JULY, 2015	AUGUST, 2014	FROM JULY, 2014
850790 PARTS EL-ACCMOLATOR INCL SEPR	68138	126553	47206	83535
850811 VACUM CLEANER SE-CONTA E-MOTOR	3519	7453	5800	12364
850819 OTH VACUUM CLEANERS SELF MOTOR	3428	9307	958	3329
850860 OTHER VACUUM CLEANERS	241	1460	349	1709
850870 PARTS OF VACCUM CLEARNS	285	508	118	162
850940 FOOD GRINDER/MIXERS&JUICE EXT	80421	140289	80108	140014
850980 OTH DOMESTIC APPLIANC	22118	35814	12360	20435
850990 PARTS DOMESTIC APPLIAN	25825	42794	21018	40155
851010 SHAVERS SELF CONTAINED EL-MOTO	1662	3845	1218	5430
851020 HAIR CLIPPERS SELF CON EL-MOTO	10367	14365	1690	13068
851030 HAIR-REMOVING APPLIANCES	17348	34118	9173	31755
851090 PART OF SHAVER/CLIPPER/REMOVER		759	2720	2737
851110 SPARKING PLUGS	73588	145105	97374	143308
851120 IGNITION/DYNAMOS MAG-FLYWHEELS	4106	11444	5650	12136
851130 DISTRIBUTORS;IGNITION COILS	35185	66190	22824	39436
851140 STARTERS MOTORS/DUEL PUR GENER	13413	18835	31799	35118
851150 OTHER GENERATORS	9712	11809	10310	31919
851180 OTH EL-IGNITION/START EQUIP	5087	8837	2031	2864
851190 PARTS OF THE HEADING NO.85.11	124620	228847	97895	177851
851210 LIGHTS SIG EQUIP BICYCLE USED	159	311	322	652
851220 OTH LIGHTING SIG EQUIPMENT	198425	359442	161906	189897
851230 SOUND SIGNALLING EQUIPMENT	14444	26188	8497	19450
851240 WINDSCREEN WIPER,DEFROST/DEMIS	6445	13124	1782	4416
851310 PORTABLE ELECTRIC LAMPS	72305	124629	77729	139375
851390 PARTS(OF THE HEADING NO.85.12)	666	976	88	169
851410 RESISTANCE HEATED FURNACE/OVEN	478	518	1890	1890
851420 INDUCTION/DIELECTRIC FUR/OVENS	30061	30061		490
851430 OTHER FURNACES AND OVENS	1902	3478	58314	68614
851440 OTH IND/DI-EL HEATING EQUIPMNT	5701	28688	3040	7566
851490 PARTS(OF HEADING NO.85.14)	8693	27542	11978	17465
851511 SOLDERING IRONS AND GUNS	3657	6673	4100	6833
851519 OTH BRAZING/SOLDER IRONS&GUNS	5493	12666	12524	15633
851521 MACHINES,RES WELDING OF METAL	99	430		350
851529 OTH MACH RES WELDING OF METAL	5006	8876	2251	10247
851531 MACH ARC WELDING METAL F/AUTO				3821
851539 OTH MACH/APP ARC WELDING METAL	29145	44642	21319	32787
851580 OTH MACH/APP HOT SPRAYING METL	8536	16569	17221	43832
851590 PARTS(OF HEADING NO.85.15)	4824	12394	2606	21589
851610 ELE INSTANEOUS/IMERSION HEATER	13294	21395	7539	10734
851621 STORAGE HEATING RADIATORS	3700	3836	469	469
851629 OTH ELE SPACE/SOIL HEATNG APPA	9131	11607	5952	7747
851631 HAIR DRYERS	3618	13848	4164	6356
851632 OTHER HAIR DRESSING APPARATUS	3138	8289	8077	9431
851633 HAND DRYING APPARATUS	352	629	1849	2032
851640 ELECTRIC SMOOTHING IRONS	9067	25921	7657	25623
851650 MICROWAVE OVENS	20901	33318	10827	32705
851660 OTH OVEN/COOKER/GRILL/ROASTERS	22230	36323	16716	29266
851671 ELECTRIC COFFEE OR TEA MAKERS	2836	7067	8702	13052
851672 ELECTRIC TOASTERS	8205	16613	13651	23577
851679 OTH ELECTRIC-THERMIC APPLIANCE	18895	51866	9111	13744
851680 ELECTRIC HEATING RESISTORS	7801	21472	16270	22562
851690 PARTS EL-THERMIC APP H-85.16	60126	149672	103884	174154
851711 LINE TELEPHONE CORDLESS H-SETS	8904	15531	4396	9002
851712 TELEPHONE FOR CELLULAR NETWORK	6145961	10763093	6687281	11461491
851718 OTHER TELEPHONES	5643	12087	20151	32661

Contd.

10.11 Imports by Economic Categories (Detail)

(In Thousand Rupees)

ITEMS	AUGUST, 2015	FROM JULY, 2015	AUGUST, 2014	FROM JULY, 2014
851761 BASE STATIONS FOR WIRELESS N-W	995444	1431498	597415	866804
851762 MACH FOR RECEPTION VOICE/IMAGE	2572315	4328036	3678682	6035579
851769 OTHER APPARATUS	446613	864562	2201002	4943906
851770 PARTS FOR TELEPHONES/WIRELESS	469362	715660	1300534	2813028
851810 MICROPHONES AND STANDS THEREOF	2513	6005	3013	9040
851821 SINGLE L/SP MOUNTED IN ENLOUR	15138	29361	10800	29806
851822 MULTIPLE L/SP MOUNTED IN ENCL	25984	35707	26817	39155
851829 OTH L/SP NOT MOUNTED IN ENCL	29742	54943	25588	51594
851830 HEAD/EAR/MICRO PHONE SPEAK SET	29260	73055	33423	83767
851840 AUDIO FREQUENCY ELEC.AMPLIFIER	5885	9997	4585	11841
851850 ELECTRIC SOUND AMPLIFIER SETS	2277	3613	1487	13076
851890 PARTS & ACCESSORIES HEAD 85.18	6019	9843	8592	15859
851930 TURNTABLES (RECORD-DECKS)	98	98	5	5
851981 O-APPA USING MAG/OPTICAL MEDIA	65	65	20	75
851989 OTH COMPACT DISK PLAYERS	3635	8645	2361	5177
852110 MAGNETIC TAPE TYPE	1286	3751	1861	4418
852190 OTH VIDEO REC/REPRODUCING APP	13886	25357	15697	25741
852210 PICK UP CARTRIDGES	5	5		6
852380 DATA/SOUND RECORDED AUTO.DPM	48047	73898	965882	2074904
852550 TRANSMISSION APPA FOR RADIO/TV	6676	34671	1747	2470
852560 TRANSMISSION APPARATUS	22383	54210	32360	43781
852580 TV CAMERAS,DIGI/VIDEO CAMERA-R	90006	146356	55573	91804
852610 RADAR APPARATUS	2859	2859		
852691 RADIO NAVIGATIONAL AID APPARAT	130379	143498	8655	27435
852692 RADIO REMOTE CONTROL APPARATUS	561	749		77
852712 POCKETSIZE RADIOCASSETE PLAYER	226	354	850	938
852719 OTH RECORDING/REPRODUCING APPA	2168	5278	1848	6327
852721 OTH RADIO BRO-RECEIVER FOR VEH	4749	8457	2812	9765
852729 OTH SOUND REC/REPRO APPA VEH	10881	26302	13032	33194
852792 APPA NOT COMB W-S-RECOR/REPROD	20	41		40
852799 MODEMS FOR SUND RECOD APPA		43	107	400
852841 MONITORS AUTOM DATA PRO SYSTEM	1321	3349	1729	127403
852849 OTH CATHODE-RAY TUBE MONITORS	779	1656	1710	2785
852851 OTH MONITOR DATA PROCESSING SY	221659	398085	203360	275695
852859 OTHER MONITORS	3310	8543	3591	3873
852861 PROJECTOR FOR AUTO- DPS-H8471	16390	32647	27636	44159
852869 MULTIMEDIA PROJECTOR-FOR DP-SY	910	1288		81
852871 RECEPTION APPA FOR TV	13586	23216	9529	20985
852872 OTH COLOUR TV SETS	157659	219694	80231	154104
852910 AERIALS/REFLECTORS ALL KINDS	18990	32509	53582	112898
852990 OTH PARTS/APP H-85.25-85.28	502635	597945	474360	752683
853010 EL-SIGNAL EQP RAILWAY/TRAMWAY			2945	2945
853080 OTH SIGNAL EQP EL TRAFIC CONT	2576	4345	44914	46893
853090 PARTS OF EQP HEAD 85.30	11705	11766	310	400
853110 BURGLAR/FIRE ALARMS/SIMIL APPT	11788	29666	27274	38245
853120 INDICATOR PANEL INCORP LCD/LED	10899	19690	9669	25520
853180 OTHER APPARATUS	6492	11036	14249	18075
853190 PARTS ELEC SOUND/VIS SIG APPT	3818	8712	9731	61825
853210 FIX CAPACITO 50/60HZ CAP.5KVAR	6391	36459	18617	24069
853221 OTHER FIXED CAPACITOR				966
853222 ALUMINIUM ELECROLYTIC FIX CAP	212	1560	866	1604
853223 CERAMIC DIELEC,SIN-LYR FIX CAP	304	1315	1089	1620
853224 CERAMIC DIELEC MUL-LYR FIX CAP	1563	4738	1415	3631
853225 DIELECTRIC PAPER PLAS FIX CAP	493	945	222	1408
853229 OTHER FIXED CAPACITORS	31407	59907	25760	47884

Contd.

10.11 Imports by Economic Categories (Detail)

(In Thousand Rupees)

ITEMS	AUGUST, 2015	FROM JULY, 2015	AUGUST, 2014	FROM JULY, 2014
853230 VARIABLE/ADJUSTABLE CAPACITORS	614	1824	1514	2648
853290 PARTS OF ELECTRICAL CAPACITORS	3954	7019	685	3419
853310 FIXED CARBON RES COMP/FILMTYPE	2059	4359	1532	11608
853321 OTH FIXED RES CAPACITY < 20 W	235	663	577	968
853329 OTHER FIXED RESISTORS	6701	17421	9315	16409
853331 W/WOUND RESISTOR- RHEO&POTEN	2328	4581	1857	3329
853339 OTH W/WOUND VARIABLE RESISTORS	521	6135	2581	2703
853340 OTH VAR RES INCL REHEOSTATS	10510	16993	6531	13849
853390 PARTS FOR ELECTRICAL RESISTERS	1466	2539	456	2183
853400 PRINTED CIRCUITS	87399	118509	68973	103968
853510 FUSES FOR VOLTAGE >1000 VOTTS	3375	16901	3265	11206
853521 AUTOMA C-BRAKER VOT <72.5 KV	174641	229945	65455	106393
853529 OTH AUTOMATIC CIRCUIT BRAKER	14273	36182	9944	38222
853530 ISOLATING/MAKE-AND-BREAK SWIT	5207	15902	44808	53215
853540 LIGHT ARRESTER,VOL LIMITER ETC	12271	19209	12638	14012
853590 ELEC APP SWITCHING CIR>1000VOL	68095	111885	34744	50893
853610 FUSES FOR VOLTAGE <1000 VOLTS	6863	21180	11145	15145
853620 AUTOMATIC CIR BREAKER	168656	376479	231907	390876
853630 OTH APP PROTECTING ELEC CIRCUL	4402	8237	13384	17173
853641 RELAYS FOR VOLTAGE	9032	18905	14776	30439
853649 OTHER, RELAYS	103373	159325	77694	169214
853650 OTHER SWITHCES	93997	176577	83504	155738
853661 LAMP HOLDERS	4918	12455	9689	15169
853669 OTHER,PLUGS AND SOCKETS	75421	152741	86226	166883
853670 CONNECTORS FOR OPTICALFIBRES	4084	7337	1300	2548
853690 OTH ELECTRICAL APPARATUS	80321	179670	121008	181342
853710 BOARD,PANEC ETC VOLTAGE-1000V	291411	571301	744904	806831
853720 BODIES,CONSOLE ETC VOLT>1000V	329167	1182899	81732	148797
853810 BOARD,PANELS GOODS HEAD 85.37	56596	92577	56299	84128
853890 OTH PARTS SUITABLE GOOD H85.37	189752	371287	305417	484583
853910 SEALED BEAM LAMP UNITS	7237	13153	9128	12928
853921 TUNGSTEN HALOGEN LAMPS	21254	41521	20524	28218
853922 OTH LAMPS 200W FOR VOLT>100V	4781	19827	8968	15326
853929 OTH FILAMENT LAMPS EXCL U-VIOL	32229	63977	21889	53945
853931 DISCHARGE LAMP O/TAN U-V-LAMP	18176	30143	7223	10777
853932 MERCURY OR SODIUM VAPOUR LAMPS	6101	6986	2295	6069
853939 OTH DISCHARGE LAMPS,O/TH ULTRA	885005	1612065	843403	1505912
853941 ARC-LAMPS (ELECTRIC)	676	963		1484
853949 OTH ULTRA-VOILET/INFRA-REDLAMP	5324	6885	444	1549
853990 PARTS ELECTRIC FILAMENT/D-LAMP	41295	69293	32767	44828
854011 CATHODE-RAY TV PICTURE TUBES	5118	5895	2045	3680
854020 TV CAMERA TUBE(IMAG CONVERTER)	19	19		
854071 MAGNETRONS	24008	67092	20068	44788
854079 OTH,MICROWAVE TUBE,CARCINOTR				105
854081 OTHER VALVES AND TUBES:				22
854089 OTHER VALVES ANA TUBES,N.S.	1448	1448	2774	2798
854099 OTH PARTS OF HEADING NO.85.40	4	4		
854110 DIODES,OTH THAN PHOTSENSITIVE	13160	24871	11925	18925
854121 TRANSISTOR O/THAN PHOTSENSITV	250	404	6686	8007
854129 OTH TRANSISTOR O/TH PHOTSEN	4598	10430	5004	10626
854130 THYRISTORS DIACS AND TRIACS	4302	5059	1811	11821
854140 PHOTSENSITIV SEMICONDUCTOR DE	699428	8529964	1773425	3616503
854150 OTH SEMICONDUCTOR DEVICES	2000	3489	3752	10791
854160 MOUNTED PIEZO-ELECTRIC CRYSTAL	506	1781	57	1077
854190 PARTS OF APPARATUS OF H-85.41	1515	3467	4092	6706

Contd.

10.11 Imports by Economic Categories (Detail)

(In Thousand Rupees)

ITEMS	AUGUST, 2015	FROM JULY, 2015	AUGUST, 2014	FROM JULY, 2014
854231 ELECTRONIC INTEGRATED CIRCUIT	14567	56880	32957	58576
854232 MEMORIES	2441	11497	678	5672
854233 AMPLIFIERS	2870	5165	1383	4085
854239 OTH ELECTRO INTEGRATED CIRCUIT	23041	68487	54115	80044
854290 PARTS OF ELEC INTIGRAT CIRCUIT	13460	27169	507	2639
854310 PARTICLES ACCELERATORS	103796	103796	3748	3748
854320 SIGNAL GENERATORS	6421	11527	5568	6725
854330 MACH APPA EL-PLATNG ELECTROLYS	26	1951	714	1590
854370 OTHER MACHINE/APPARATUS	185391	283385	175815	882463
854390 PARTS OF THE APPARATUS H-85,43	11439	19176	37310	39948
854411 WINDING WIRE OF COPPER	8912	27007	10728	28152
854419 OTHER WINDING WIRE OF COPPER	103275	162241	78473	188244
854420 CO-AXIAL CABLE & CONDUCTORS	46091	103933	61375	79900
854430 IGNITION & OTHER WRITING SETS	6625	21200	69242	80828
854442 COMPUTER LEADS WITH CONNECTOR	120845	227160	241225	358678
854449 OTH ELECTRIC CONDUCTOR N>1000V	379434	594296	512267	1389337
854460 OTH EL CON FOR VOLTAGE >1000V	99892	190942	101018	171077
854470 OPTICAL FIBRE CABLES	9996	88597	15630	23030
854511 ELECTRODES USED IN FURNACES	898	898	18506	21877
854519 OTHER ELECTRODES	303	1174	171	8341
854520 CARBON BRUSHES	11599	12829	4510	5616
854590 OTH LAMP/BATTERY CARBON,GRAPIT	1437	2920	2912	3484
854610 EELECTRICAL INSULATOR OF GLASS		38		
854620 EELECTRICAL INSULATOR CERAMICS	3026	40035	8271	9075
854690 OTH ELE INSU OTH THN GLAS,CERA	16142	28952	7465	16964
854710 INSULATING FITTINGS OF CERMIC	64	141		
854720 INSULATING FITTINGS OF PLASTIC	172	274	25	934
854790 OTH INSULATIN FITT PLAS/CERMIC	36961	42495	6656	16576
854810 WAST/SCRIP PRI BATRY,CEL,ACCUMU		37607		
854890 OTH,PARTS ELE MACHINE/APP NES	1844	1969	470	488
860210 DIESEL ELECTRIC LOCOMOTIVES				3890551
860290 OTH,RAIL LOCOMOTVE,LOCOMO TEND		27		
860400 RAIL/TRAMWAY MAINTENANCE VEHIC	1015296	1015296		
860719 OTH INCL PARTS AXELS/WHEEL	207311	207311	238596	264731
860721 AIR BRAKES AND PARTS THEREOF			8813	8813
860729 OTH BRAKES LOCOMO&PATS THEREOF	28	32943	5085	7780
860730 HOOKS,COUPLIN DEVICES,BUFFERS			2444	2444
860791 OTHER PARTS OF LOCOMOTIVES	145858	254265	1245792	1259169
860799 OTH RAILWAY LOCOMOT STOCK PART	519	519	25635	26324
860800 RAIL/TRAMWAY TRACK FIXTURES		555	186	6320
860900 CONTINERS SPECIL DESI,EQUIPPED	53377	68063	19882	26992
870110 PEDESTRAIN CONTROLLED TRACTORS	1332	4980		
870120 ROAD TRACTORS FOR SEMI-TRAILER	750312	1421370	479333	907912
870130 TRACK-LAYING TRACTORS	13916	13916		
870190 COMP AG-TRACTORS-ANY KIT FORM		190861	318036	588892
870210 M.VEH 10 OR >PERSON DIESEL ENG	132829	865924	297580	443701
870290 COMP O-M-VEH 10PER&DERIVER AKF	197924	288800	67458	140716
870310 M-CAR FOR TRAVEL ON SNOW/GOLF	1662	4256	1568	1568
870321 MOTOR VEH CYLNDER CAP-1000CC	3052800	5866941	3003089	4510742
870322 OTH CAR CY CAP>1000CC - 1500CC	2816179	4883464	2004542	2795105
870323 OTH VEH CYL CAP 1500 - 3000CC	1435636	2842823	1647064	2922719
870324 OTH VEH CYL CAPACITY>3000CC	318884	694813	349938	578510
870332 VEH(DIESEL ENG)CY-1500 -2500CC	22830	75359	2241	5295
870333 OTH VEH(DIESEL ENG)CAP>2500CC	16439	131418	15751	15751
870390 OTH M-CAR/M-VEH FOR PERSONS	1091	1091	4211	23148

Contd.

10.11 Imports by Economic Categories (Detail)

(In Thousand Rupees)

ITEMS	AUGUST, 2015	FROM JULY, 2015	AUGUST, 2014	FROM JULY, 2014
870410 DUMPERS DESIGN FOR OFF-HIGHWAY	67004	125983	7355	58518
870421 OTH VEH(DIESEL ENG)NOT>5TONNES	641391	1322538	832303	1183505
870422 OTH VEH(DIESEL ENG)GVW-5-20TON	395313	813681	560786	700286
870423 OTH VEH(DIESEL)GVW >20 TONNES	179053	413353	6820	9295
870431 OT VEH SPARK-IGNITION NOT>5TON	719024	1236479	329954	376194
870510 CRANE LORRIES	27216	41414	115925	119826
870540 CONCRETE-MIXER LORRIES	90291	216891		6730
870590 OTH SPECIAL PURPOSE MOTOR VEHL	77201	163670	281346	508387
870710 BODIES/CABS FOR VEH-H-87.03	3902	4904	279	2454
870790 BODIES OF VEH-H-87042190&.3190	20755	39067	12086	23016
870810 BUMPERS AND PARTS THEREOF	13768	25058	7195	17206
870821 OTH PART ACCE OF BODIES,SEATS	34296	40675	21939	25953
870829 OTH PART ACCE OF BODIES,CABS	537788	714848	498847	780916
870830 BRAKES&SERVO-BRAKES,PARTS VEH	75317	136225	20101	48956
870840 GEAR BOXES AND PARTS THEREOF	125500	135510	123781	195440
870850 DRIVE-AXLES WITH DIFFERENTIAL	41463	78694	23134	42173
870870 ROAD WHEELS&PARTS&ACCESSO	30856	55820	27826	90221
870880 SUSPENSION SYS,SHOCK-ABSORBERS	220309	328384	174494	211257
870891 RADIATORS & PARTS THEREOF VEH	26195	46363	20786	35904
870892 SILENCERS&EXHAUST PIPES,PARTS	3026	5204	92	1251
870893 CLUTCHES AND PARTS THEREOF	27436	41253	15735	161638
870894 STEERING WHEELS,CLUMNS,BOXES	42810	86255	42958	53096
870895 SAFETY AIRBAGS INFLATER SYSTEM	2643	2643	70	70
870899 OTH PARTS FOR VEHICLES H-8701	671070	945667	330411	697285
870911 WORK TRUCKS SELF-PROPEL ELECTR			1367	1367
870919 OTH WORK TRUCK SELF PRO N-FITT	1964	1964	3024	3024
871000 TANKS,OTH ARMOUD FITGHING VEH	1349	3559		
871110 MOTORCYCLE CYL CAP-NOT>50CC	558	558	451	690
871120 M-CYCLE CYL CAPACITY- 50-250CC	1108987	1776057	734803	1372784
871130 M-CYCLE CYL CAPACITY-250-500CC	77893	78699		
871140 M-CYCLE CYL CAP-500-800CC	1281	1732	307	1491
871150 M-CYCLE CYL CAP EXCEEDIN-800CC	1381	7477	7198	16429
871190 OTH M-CYCLE(INCLUDING MOPEDS)	2610	2660	83380	144118
871200 BICYCLES,OTH DELIVERY TRICYCL	68791	123318	42557	76085
871310 INVALID CARRIAG NOT MECH PROPL	29076	46797	13497	21075
871390 OTH INVALID CARRIAG MOTORISED	1972	2138	615	2210
871410 SADDLES OF MOTORCYCLES,MOPEDS	655205	1174423	452115	882159
871420 PART ACCE INVALID CARRIAGES			33	60
871491 FRAMES,FORKS & PARTS THEREOF	256	333		85
871492 WHEEL RIMS AND SPOKES	424	1011	2952	3811
871493 HUBS,COAST BRAK HUB,FREE WHEL	6708	15616	15770	24079
871494 BRAK,COAST BRAK HUB,HUB BRAK	274	1972	3131	6163
871495 OTHER, SADDLES	2120	4486	3746	11389
871496 PEDALS,CRANK-GEAR,& PARTS THOF	309	450	1543	1543
871500 BABY CARRIAGES & PARTS THEREOF	6573	12052	8545	13913
871620 SELF LOADING/UNLODING TRAL AGR	6819	10692		886
871631 TAKER/SEMI TANKER TRAILERS	2170	4968		
871639 OTH TRAILER,SEMI TRAI FOR GOOD		1663		5381
871640 OTH TRAILERS & SEMI-TRAILERS	846	2012	1170	1170
871680 OTH VEH NOT MECHANICALLY PROPL	1217	11424	6979	16374
871690 PARTS,TRAILER SEMI-TRAI H87.16	27181	70663	8759	25029
880100 GLIDERS AND HANG GLIDERS			1254	1254
880220 AEROPLAN UNLADEN WT NOT>2000KG	12981	12981		
880240 AEROPLAN UNLADN WT >15000KG	3780607	7585209	1725152	1726829
880310 PROPELLERS,ROTORS & PATS THROF		11	309	309

Contd.

10.11 Imports by Economic Categories (Detail)

(In Thousand Rupees)

ITEMS	AUGUST, 2015	FROM JULY, 2015	AUGUST, 2014	FROM JULY, 2014
880320 UNDER CARRIAGES/PARTS THEREOF		297	50	670
880330 OTH PARTS OF AEROPLANE/HELICOP	217378	333762	81260	130453
880400 PARACHUTES AND ROTOCHUTES,PART		360	110	110
880510 AIRCRA LAUN GEAR,DECK ARRESTOR		1944		
880521 AIR COMBAT SIMULATORS & PARTS				10199
880529 OTH GROUND FLYING TRAINER PART			435	435
890110 CRUISE SHIPS,BOATS FOR PERSONS		830		
890190 OTH VESSELS FOR PERSONS/GOODS			182836	182836
890310 INFLATABLE YATCHS,VESL PLE/SPO	128	239		69
890391 SAILBOATS,WITH/W-OUT AUX-MOTOR				792
890392 MOTORBOAT,O/THN OUTBOARD M-BO	2282	7885		
890399 OTH INFLTABLE YATCHTS	1535	1592		712
890510 DREDGERS			967410	1010559
890590 OTH LIGHT VESSELS,FLO-CRANES	9895	9895	6432	6432
890790 OTH FLOATING STRUCTURES,TANKS	535	958		419
900490 OTH SPECT,GOGGLE&THE LIKE CORR	4254	9340	8650	12605
900510 BINOCULARS	771	1654	214	2110
900580 OTH ASTRONOMICAL INSTRUMENTS	36	128	824	1313
900699 O-PART,AC P-GRAPHIC F-LIGH APP	263	278	154	189
900720 CINEMATOGRAPH PROJECTOR.S-R/RE			804	3512
900791 PAR,ACC-CINEMATOGRAPHIC CAMERA	1096	1303	88	93
900792 PART,ACCE-CINEMATOGR PROJECTOR	72	96	186	523
900850 PROJECTORS,ENLARGERS&REDUCERS	953	953		106
900890 PARTS/ACCE OF IMAGE PROJECTORS	21	123		77
901010 APPA,EQUI AUTOMATC DEVELO FILM	1926	9287	12079	15393
901050 OTH APP EQU PHO-GRAPHIC LAB	565	1200	133	11287
901060 PROJECTION SCREENS	5170	13174	1301	3047
901090 PART ACCE OF APP/EUIP H-90.10	243	1558	500	4377
901110 STEREOSCOPIC MICROSCOPES	146	183		40
901120 OTH MICROSCOPE P-MICROGRAPHY	1688	2997		
901180 OTHER MICROSCOPES	36373	47948	14596	16973
901190 PART,ACCE OF OPTCAL MICROSCOPE	500	508		1837
901210 M-SCOPE O/THN OPTIC M-SCOP APP	10329	13740	1345	1494
901290 PART,ACC M-SCOPE O/THN OPTICAL		3857	241	241
901310 TELESCOPIC SIGHTS FITT TO ARMS		31		6
901320 LASERS OTHER THAN LASER DIODS	805	2640	1237	1353
901380 OTH DEVICES APPLI&INSTRUMENTS	16327	30830	20403	39627
901390 PARTS,ACCE OF SUB GROUP-90.13	75	148	377	917
901410 DIRECTION FINDING COMPASSES	237	237	119	212
901480 OTH INS/APPLI(NAVIGATIONAL)	3398	5646	3287	7697
901490 PART,ACCE OF SUB GROUP OF90.14	17585	17585		
901510 RANGEFINDERS		847	158	757
901520 THEODOLITES AND TACHEOMETERS	178	736	1271	1610
901530 SURVEYING LEVELS	793	1366	2193	6262
901580 OTH INS AND APPLIANC-SURVEYING	74591	458938	624460	932539
901590 PARTS&ACCE OF SURVEYING INSTRU	175955	1061372	24901	57006
901600 BALANCE SENSITIVITY 5CG/BETTER	390	6464	906	4067
901710 DRAFTING TABLE MACH W/NOT AUTO	6284	7765	737	9278
901720 O-DRAWING MARK/MATH CALC INSTR	4282	6388	1368	3918
901730 MICROMETERS/CALLIPERS & GUAGES	2688	6634	2701	7094
901780 OTHER INSTRUMENTS	9335	18827	10520	21857
901790 PARTS/ACCE OF MEASURING INSTRU	1392	1392	19	2148
901811 ELECTRO-CARDIOGRAPHS	2122	6012	3443	5545
901812 ULTRASONIC SCANNING APPARATUS	59520	125791	98142	107286
901813 MAGNETC RESONANCE IMAGING APPA	51884	96147	431868	439458

Contd.

10.11 Imports by Economic Categories (Detail)

(In Thousand Rupees)

ITEMS	AUGUST, 2015	FROM JULY, 2015	AUGUST, 2014	FROM JULY, 2014
901814 SCINTIGRAPHIC APPARATUS	1673	2482		
901819 OTH ELECTRO-DIAGNOSTIC APPARAT	179269	244462	80999	148877
901820 ULTRA VOILET/INFRA-RED RAY APP	50	119		
901831 SYRINGES,WITH/WITHOUT NEEDLES	180115	422187	164410	322548
901832 TUBULAR METAL NEEDLE/NEDL SUTU	26129	58146	28087	50670
901839 OTH NEDLES,CATHERS,CANNULA	478760	970891	425748	773693
901841 DENTAL DRILL ENGINES,W/C-D-EQU		18		632
901849 OTH;INS/APPLI, DENTAL SCIENCE	6140	12580	7545	15571
901850 OTH,OPHTHALMIC INST&APPLIANCE	40576	58755	44079	85739
901890 OTH INSTRUMENT & APPLIANCE.	598966	1404787	580313	1028726
901910 MECHANO-THERPY,MESSAGE/PSY APP	21968	33114	18205	22878
901920 OZONE,OXYGEN ,AEROSOL THERAPY,	83413	151095	38523	90255
902190 OTH;APP,WORN CARY,IMPL IN BODY	13554	52937	20536	21696
902212 COMPUTED TOMOGRAPHY APPARATUS	361389	424269	79720	85145
902213 OTH X-RAY APPA FOR DENTAL USES				9337
902214 OTH,X-RAY APP FOR MEDICAL SURG	8109	97281	159868	205751
902219 X-RAY APPA FOR OTHER USES	260832	332224	25619	38484
902221 APP BASE ON ALP,BETA GAMA RADI	1906	2663	1509	1529
902229 APP ALPHA-BE-GA RADI-OTHER USE	2470	5931		79916
902230 X-RAY TUBES	1465	15820	3219	6449
902290 O-APP AL-B-G RADI INCL PA/ACCE	2564	29629	16220	30279
902300 APPA DESIGNED F-DEMANSTRATION	30839	100360	29079	62230
902410 MACH&APPLI FOR TESTING METALS	10476	11434	39476	46231
902480 O-MACH-TESTING HARDNESS/STREN	65382	91750	20944	71479
902490 PARTS&ACC-HARD/STREN TEST MACH	4681	6959	7793	10146
902511 LIQUID-FILLED THERMOMETER/PYRO	6856	10379	6923	12089
902519 OTHER THERMOMETERS/PYROMETERS	157212	164645	12195	24269
902580 OTHER INSTRUMENTS	15989	31270	13386	56093
902590 PARTS ACCE INSTRUMENTS H-9025	7388	9775	13824	18445
902610 APP,MEASUR/CHECK FLOW/ LEVEL.	22912	44960	19430	33726
902620 APP, MEASUR/CHECK PRESSURE.	77850	157525	169552	193726
902680 OTH,APP,MEASUR VARIATION LIQ/G	224421	466968	294430	551610
902690 PARTS,ACCE OF SUB GROUP 90.26.	173761	285569	17872	39243
902710 GAS/SMOKE ANALYSIS APPARATUS.	19928	111936	18543	28683
902720 CHROMATOGRAPHS/ELECTROPHOR INS	45727	77183	21549	48277
902730 SPECTRO,SPECTROPHOT-METER RADI	34621	64283	17301	24524
902750 OTH,INS.USING OPTCAL RADIATION	27304	93896	31090	106794
902780 OTH,INST FOR PHYSICAL CHEM ANA	274992	500347	250327	366914
902790 MICROTOMES;PART ACCE APP-90.27	105640	133875	38854	55099
902810 GAS METERS	178788	297680	137253	180512
902820 LIQUID METERS	527	2710	1428	5582
902830 ELECTRICITY METERS	31251	36406	8619	29200
902890 PART,ACCE OF SUB GROUP 90.26	55232	72528	161908	271793
902910 REVOL/PROD COUNTRS,TAXIMETERS,	3124	4918	1590	4617
902920 SPEED INDICATORS/TACHOMETERS	3138	22707	7943	9604
902990 PARTS ACCE OF METERS-H-90.29	12903	20188	20680	28592
903010 INS,MEASUR IONISING RADIATIONS	19131	150834	46965	72050
903020 OSCILLOSCOPE&OSCILLOGRAPHS	4372	16482	6565	12040
903031 O-INSTR MEASUR VOLTAGE,CURRENT	999	4871	3752	11240
903032 MULTIMETER WITH RECORD DEVICE	742	742	8332	8332
903033 O-METER WITH OUT RECOED DEVICE	11376	32657	27131	36041
903039 O-OSCILLOSCOPE W-RECOED DEVICE	652	4069	2017	2979
903040 OTH,INS,SPE DESI FOR TELECOMMU	82	25546	2051	41470
903082 OTH,INS,MEASUR SEMICONDUCTOR	121	379		
903084 OTH,APPA,WITH RECORDING DEVIC	179	1485	2917	14017

Contd.

10.11 Imports by Economic Categories (Detail)

(In Thousand Rupees)

ITEMS	AUGUST, 2015	FROM JULY, 2015	AUGUST, 2014	FROM JULY, 2014
903089 OTH,INS,MEASUR ELECTRICAL QTY.	7143	17836	83700	99041
903090 PARTS ACCE OF SUB GROUP 90.30	2392	44676	3904	7476
903110 MACH BALANCING MECHNICAL PARTS	2575	3274	12325	12454
903120 TEST BENCHES	847	847		
903149 OTH,OPTICAL INS & APPLIACES.	7477	12632	2918	4057
903180 OTH,INS APPLIANCES & MACHINES.	206466	368088	148974	225109
903190 PART,ACCE OF ARTICLE H- 90.31	14165	21716	10880	15631
903210 THERMOSTAT	46540	91731	39954	71498
903220 MANOSTAT(PRESSURE REGULATORS)	835	1484	663	1447
903281 OTH,INS HYDRAULIC OR PNEUMATIC	1591	7325	2449	2863
903289 OTH,REGULATING,CONTROLLING INS	128516	231594	97167	304507
903290 PARTS,ACCE OF ARTICLE H- 90.32	9948	27160	37936	48383
940210 DENTISTS,BARBER CHAIRS, PARTS	1628	3431	2454	6389
940290 OTH;OPE TABLES,EXAM TABLE MECH	55952	107877	182188	215021
940560 ILLUMINATED SIGN,NAMPLATES,LIK	18685	41060	7503	45331
940591 PARTS OF LAMP LIGHT FIT GLASS.	13309	31532	16506	38165
940599 OTH PARTS H-NO.94.05,N.E.S.	3625	8572	2211	8257

10.12 Exports by Areas and Countries / Territories

TERRITORIES/COUNTRIES	(In Thousand Rupees)			
	AUGUST, 2015	CUMULATIVE FROM JULY,2015	AUGUST, 2014	CUMULATIVE FROM JULY,2014
GRAND TOTALS	187,222,445	348,755,927	190,351,247	380,107,761
LATIN AMERICA	264,954	472,773	321,601	766,392
Anguilla		308		
Antigua and Barbuda		1,507		
Aruba				252
Bahamas	2,339	8,689		231
Barbados	4,971	4,971	1,542	3,411
Cayman Islands			818	1,902
Cuba	25,347	53,040	13,241	38,485
Dominica			722	1,003
Dominican Republic	117,838	209,969	84,524	195,022
Grenada	4,753	4,753		1,561
Guadeloupe	12,548	12,548		
Haiti	10,743	19,307	65,193	233,504
Jamaica	13,798	42,549	28,407	42,565
Martinique			17,217	34,508
Puerto Rico	39,051	52,214	23,404	62,583
St.Kitts and Nevis			429	429
St. Lucia		91	301	301
St.Vincent/Grenadine	279	634	213	5,581
Trinidad and Tobago	33,287	62,192	85,591	145,054
CENTRAL AMERICA	1,229,687	2,611,858	1,113,167	2,742,240
Belize				189
Costa Rica	35,617	71,034	10,803	60,046
El Salvador	27,247	59,437	18,233	43,342
Guatemala	53,972	163,344	40,639	108,065
Honduras	53,980	214,505	52,173	91,376
Mexico	874,188	1,698,327	918,567	2,221,988
Nicaragua	62,339	138,918	27,008	63,622
Panama	122,344	266,293	45,744	153,612
SOUTH AMERICA	2,253,028	4,694,175	2,122,273	5,069,814
Argentina	390,980	909,564	215,558	478,510
Bolivia	399	2,500	2,939	6,875
Brazil	456,898	926,826	483,258	1,228,323
Chile	637,456	1,184,526	514,721	1,173,100
Colombia	344,900	745,850	330,328	1,050,701
Ecuador	11,188	51,763	68,761	152,816
Guyana	2,589	9,644	4,972	5,877
Paraguay	63,359	192,118	115,714	179,515
Peru	258,780	473,008	248,759	540,672
Suriname	139	537	6,004	20,140
Uruguay	25,354	60,886	60,868	108,230
Venezuela,Bolivar. R	60,986	136,953	70,391	125,057
NORTH AMERICA	32,981,019	66,606,362	28,704,626	65,051,136
Bermuda	1,790	2,209	1,427	1,850
Canada	2,068,789	3,949,791	1,573,289	3,616,817
U.S.America	30,910,440	62,654,362	27,129,910	61,432,469
EASTERN EUROPE	3,083,542	5,772,391	2,738,011	6,647,616
Belarus	10,580	10,580	5,259	5,259
Bulgaria	110,102	181,147	177,666	406,447
Czech Republic	273,528	524,519	210,405	525,785
Hungary	126,518	220,879	88,840	220,124
Poland	1,413,974	2,812,108	889,015	2,165,213
Republic of Moldova	3,398	3,398	836	1,339

Contd.

10.12 Exports by Areas and Countries / Territories

(In Thousand Rupees)				
TERRITORIES/COUNTRIES	AUGUST, 2015	CUMULATIVE FROM JULY,2015	AUGUST, 2014	CUMULATIVE FROM JULY,2014
Romania	235,917	352,223	245,000	457,355
Russian Federation	651,517	1,231,071	864,164	2,290,555
Slovakia/Slovak R.	22,459	27,961	22,458	38,015
Ukraine	235,549	408,506	234,368	537,523
NORTHERN EUROPE	18,241,587	34,877,535	14,392,624	33,644,768
Denmark	1,155,953	2,177,014	801,823	1,709,522
Estonia	120,384	298,674	176,787	344,664
Finland	268,202	611,565	446,994	1,001,904
Iceland		1,167	970	1,343
Ireland	377,322	753,300	512,711	950,538
Latvia	38,390	93,379	161,759	351,599
Lithuania	354,114	570,483	251,793	666,773
Norway	469,551	793,884	333,424	849,068
Sweden	950,245	1,946,372	892,997	2,075,812
United Kingdom	14,507,426	27,631,696	10,813,364	25,693,545
SOUTHERN EUROPE	14,459,065	26,423,526	13,425,926	27,918,358
Albania	30,639	70,478	16,178	47,328
Bosnia & Herzegovina		452		1,948
Croatia	80,348	128,242	51,407	186,885
Greece	345,945	586,401	474,843	1,007,117
Italy	5,559,481	9,595,302	5,116,276	10,417,190
Malta	64,908	108,644	12,197	75,042
Portugal	1,578,397	2,536,437	1,011,407	2,137,553
San Marino		1,005		
Slovenia	574,164	906,625	662,869	1,187,353
Spain	6,211,976	12,462,980	6,055,601	12,809,691
Serbia	13,207	26,959	25,148	48,252
WESTERN EUROPE	24,227,030	45,834,500	20,553,284	47,447,143
Austria	106,525	262,673	184,598	358,769
Belgium	5,606,452	9,821,490	4,522,191	10,225,317
France	2,477,142	5,461,937	2,640,008	6,498,917
Germany	9,793,869	18,572,052	8,761,248	18,928,923
Luxembourg	333	611	2,796	2,796
Netherlands	6,157,823	11,495,965	4,367,211	11,272,447
Switzerland	84,886	219,772	75,231	159,975
EASTERN AFRICA	5,658,898	9,529,170	4,845,937	9,924,379
Burundi			841	841
Comoros	166,485	243,839	250,058	438,576
Djibouti	275,126	807,725	162,806	423,708
Eritrea	13,586	13,586	13,270	23,748
Ethiopia	4,122	7,343	7,497	23,760
Kenya	2,255,198	3,559,740	2,263,291	4,193,086
Madagascar	572,805	883,255	418,715	1,146,580
Malawi	8,143	9,955	19,144	37,334
Mauritius	172,526	254,058	203,008	541,881
Mayotte	17,100	17,100	23,619	23,619
Mozambique	763,186	1,519,781	473,689	865,666
Reunion	54,145	101,493	37,783	99,582
Rwanda	316	5,300	122	1,758
Seychelles	32,708	47,090	20,527	55,309
Somalia	236,289	317,278	97,868	268,994
Uganda	9,019	21,653	4,800	10,448
U.R.of Tanzania	1,003,263	1,544,397	774,618	1,583,242
Zambia	9,324	25,279	46,379	52,143
Zimbabwe	65,558	150,298	27,901	134,103

Contd.

10.12 Exports by Areas and Countries / Territories

TERRITORIES/COUNTRIES	(In Thousand Rupees)			
	AUGUST, 2015	CUMULATIVE FROM JULY,2015	AUGUST, 2014	CUMULATIVE FROM JULY,2014
MIDDLE AFRICA	354,401	1,279,057	614,393	1,075,032
Angola	135,023	884,111	453,254	687,274
Cameroon	65,841	108,575	95,545	225,969
Central African R.	71	71		
Congo, Republic of	18,895	27,897	3,604	30,870
D.R.of Congo	119,777	236,155	30,260	60,532
Gabon	14,794	22,249	31,729	70,387
NORTHERN AFRICA	1,688,140	3,629,225	1,776,481	4,133,648
Algeria	145,792	268,599	91,926	429,015
Egypt(U.A.R.)	867,537	2,026,001	1,053,430	2,293,276
Libya	60,460	97,125	22,786	81,052
Morocco	82,912	188,332	119,176	271,839
Sudan		363,042	229,786	527,585
South Sudan	381,321	381,321		
Tunisia	150,118	304,805	259,378	530,882
SOUTHERN AFRICA	1,896,098	3,519,963	2,036,125	3,656,991
Botswana	23,254	41,046	31,255	57,241
Lesotho	70,072	106,062	49,594	82,252
Namibia	4,650	6,095	12,170	20,613
South Africa	1,797,508	3,358,026	1,943,105	3,496,886
Swaziland	615	8,735		
WESTERN AFRICA	2,151,091	3,355,558	1,603,643	2,842,886
Benin	737,910	1,132,088	206,417	414,489
Burkina Faso(Fr.Up.V		76	961	2,493
Co,te d,Ivoire(Fr.Iv	139,326	189,249	143,053	219,889
Gambia	330,437	555,002	91,264	288,517
Ghana	37,582	130,910	41,917	108,092
Guinea	10,472	14,331	848	35,440
Guinea-Bissau	100,707	214,407	118,689	170,467
Liberia	57,777	62,192	6,417	14,527
Mali	102	924		
Mauritania	53,238	93,353	183,842	373,193
Niger		1,741		483
Nigeria	266,159	375,588	663,378	875,646
Senegal	196,938	288,515	42,243	122,731
Sierra Leone	54,954	116,794	95,573	197,637
Togo	165,491	180,388	9,041	19,284
EASTERN ASIA	26,015,101	44,482,314	32,544,881	54,578,512
China	18,010,605	30,955,119	17,992,619	32,317,548
Hong Kong S.A.Re.Chi	1,699,675	3,457,469	2,500,763	4,790,667
Japan	1,533,094	3,038,766	1,251,506	2,905,974
Korea D.P.Republic	137	137	930	1,067
Korea, Republic of	4,353,080	6,181,276	5,849,130	9,040,312
Macao.China		1,177		1,153
Mongolia	3,586	7,110	7,251	7,251
O.Asia(Tai.For.Pe.Ki	414,925	841,261	4,942,682	5,514,539
SOUTH-CENTRAL ASIA	24,319,043	43,240,864	29,857,755	52,226,422
Afghanistan	12,974,885	22,950,459	18,818,415	31,202,991
Bangladesh	5,758,689	10,786,963	5,062,710	10,208,541
India	2,709,952	4,259,345	3,643,796	5,867,947
Iran (Islamic R.)	305,708	575,742	95,495	409,610
Kazakstan	9,649	137,782	46,607	94,956
Kyrgyzstan/Kyrgyz R.	2,444	13,022	3,102	14,727
Maldives	75,399	116,813	80,030	132,483
Nepal	7,574	35,470	9,982	15,022

Contd.

10.12 Exports by Areas and Countries / Territories

TERRITORIES/COUNTRIES	(In Thousand Rupees)			
	AUGUST, 2015	CUMULATIVE FROM JULY,2015	AUGUST, 2014	CUMULATIVE FROM JULY,2014
Sri Lanka	2,407,675	4,205,305	1,886,212	3,894,846
Tajikistan	4,839	38,261	133,970	278,221
Turkmenistan	29,059	70,531	77,436	84,875
Uzbekistan	33,171	51,170		22,202
SOUTH-EASTERN ASIA	6,328,807	12,085,272	8,198,009	15,118,475
Brunei Darussalam	8,784	8,964	740	5,039
Cambodia Fr.Kampuche	420,441	629,335	174,331	534,203
Indonesia	570,485	1,289,896	835,213	1,744,122
Lao People's D.R.	13,830	13,858	1,652	12,507
Malaysia	1,529,575	2,630,863	1,151,542	2,292,145
Myanmar	101,124	172,093	62,860	156,992
Philippines	359,962	664,119	304,945	862,030
Singapore	617,078	1,200,910	3,381,209	4,959,150
Thailand	754,259	1,584,215	766,181	1,510,738
Viet Nam	1,953,269	3,891,019	1,519,336	3,041,550
WESTERN ASIA	19,041,700	35,691,745	24,173,820	44,004,861
Armenia	3,395	5,251		1,485
Azerbaijan	314,675	614,039	251,310	470,868
Bahrain	767,679	1,277,422	597,229	1,118,460
Cyprus	15,864	41,283	31,980	47,378
Georgia	37,384	53,608	11,274	52,050
Iraq	107,099	221,615	156,416	567,348
Jordan	378,847	710,338	373,602	751,571
Kuwait	863,879	1,618,209	676,614	1,477,192
Lebanon	245,714	376,223	219,009	416,031
Oman	1,134,010	2,132,439	774,365	2,188,924
Qatar	428,928	754,788	540,543	1,329,472
Saudi Arabia	4,354,978	7,293,359	3,310,304	6,686,150
Syrian Arab Republic	8,739	48,364	70,328	137,980
Turkey	1,805,085	3,382,512	2,655,869	5,956,982
United Arab Emirates	8,191,390	16,300,045	13,896,756	21,677,909
Yemen	384,033	862,251	608,221	1,125,062
AUSTRALIA AND NEW ZEALAND	3,014,083	4,609,128	1,314,644	3,202,302
Australia	2,731,713	3,955,042	1,065,226	2,604,168
New Zealand	282,369	654,086	249,418	598,135
MELANESIA	14,816	34,315	13,974	51,799
Fiji	10,512	29,651	3,772	38,667
Papua New Guinea	261	574	10,203	13,026
Solomon Islands	1,853	1,853		
Vanuatu	2,189	2,236		106
MICRONESIA	42	553	56	56
Guam	42	42	56	56
Micronesia,F.States		511		
POLYNESIA	314	5,644	17	4,929
Cook Islands		27	17	17
French Polynesia	279	5,581		4,912
Samoa	35	35		

10.13 RE-Exports by Areas and Countries / Territories

(In Thousand Rupees)				
TERRITORIES/COUNTRIES	AUGUST, 2015	CUMULATIVE FROM JULY,2015	AUGUST, 2014	CUMULATIVE FROM JULY,2014
GRAND TOTALS	2,801,212	3,692,209	1,903,487	4,196,659
LATIN AMERICA			10	29
Barbados			10	10
US.Virgin Islands				20
CENTRAL AMERICA			7,226	7,335
Mexico			7,226	7,335
SOUTH AMERICA	3,373	7,543	283	283
Bolivia	2,211	2,211		
Brazil		101	68	68
Colombia	105	436	215	215
Ecuador	1,058	1,058		
Peru		3,736		
NORTH AMERICA	89,632	157,759	82,547	280,487
Canada	10,241	22,097	1,265	1,462
U.S.America	79,391	135,662	81,282	279,025
EASTERN EUROPE	53,232	258,793	5,690	6,010
Bulgaria		10,250		
Czech Republic	2	2		
Hungary	50,849	245,063		
Poland	1,995	1,995	5,016	5,016
Romania		376		
Russian Federation			504	504
Ukraine	386	1,106	170	489
NORTHERN EUROPE	19,255	29,146	343,593	460,512
Denmark		164	578	578
Finland	168	1,472	153	173
Ireland		20		
Latvia			2,465	2,465
Lithuania	714	1,384	436	1,393
Norway		539	74	372
Sweden	2,069	3,317	135,369	141,688
United Kingdom	16,303	22,250	204,519	313,843
SOUTHERN EUROPE	12,661	13,835	665,186	680,439
Croatia			20	20
Greece	731	1,320		
Italy	11,930	12,515	662,401	676,585
Slovenia			7	7
Spain			2,759	3,827
WESTERN EUROPE	702,750	823,523	36,223	690,934
Austria	324	324		79
Belgium		2,642	79	19,027
France	37,465	143,932	4,567	18,811
Germany	645,940	652,010	17,101	608,451
Luxembourg	3,048	3,048		
Netherlands	6,412	9,187	14,275	17,957
Switzerland	9,560	12,379	200	26,609
EASTERN AFRICA				787
Kenya				787
MIDDLE AFRICA				721
Angola				721
NORTHERN AFRICA	2,558	3,088	79	2,544
Egypt(U.A.R.)	2,558	2,772	79	1,162
Libya				1,382
Morocco		316		

Contd.

10.13 RE-Exports by Areas and Countries / Territories

(In Thousand Rupees)

TERRITORIES/COUNTRIES	AUGUST, 2015	CUMULATIVE FROM JULY,2015	AUGUST, 2014	CUMULATIVE FROM JULY,2014
SOUTHERN AFRICA		41	1,680	15,880
South Africa			1,670	15,870
Swaziland		41	10	10
WESTERN AFRICA	307	307		525
Guinea				106
Liberia				302
Nigeria	307	307		
Senegal				118
EASTERN ASIA	249,767	359,418	102,029	792,467
China	107,270	125,225	55,708	565,786
Hong Kong S.A.Re.Chi	97,611	153,194	14,120	104,226
Japan	44,284	79,978	31,689	59,956
Korea, Republic of	290	680	112	60,772
O.Asia(Tai.For.Pe.Ki	313	341	400	1,727
SOUTH-CENTRAL ASIA	33,346	40,542	12,555	12,778
Afghanistan	17,460	21,677		
India	1,499	3,168	9,305	9,449
Iran (Islamic R.)			2,991	2,991
Kazakstan			98	98
Sri Lanka	14,387	15,697	162	240
SOUTH-EASTERN ASIA	1,036,734	1,126,978	306,886	370,418
Indonesia	98	98	1,161	1,161
Malaysia	10,872	12,860	16,070	41,696
Myanmar		985		
Philippines	1,691	2,177	5,923	6,061
Singapore	1,007,187	1,093,973	272,382	294,648
Thailand	167	167	11,349	26,851
Viet Nam	16,719	16,719		
WESTERN ASIA	593,667	867,308	339,489	874,094
Azerbaijan	284	284	11,272	11,272
Bahrain		213	6	94
Iraq		227	993	1,192
Kuwait	152	1,897	12,384	16,719
Oman	3,336	5,045	2,135	6,383
Qatar	11,613	63,200	5,261	61,982
Saudi Arabia	26,614	37,400	8,216	14,477
Turkey	1,720	3,462	150,307	174,351
United Arab Emirates	549,947	755,580	146,921	579,943
Yemen			1,993	7,680
AUSTRALIA AND NEW ZEALAND	3,930	3,930	10	418
Australia	3,930	3,930		408
New Zealand			10	10

10.14 Imports by Areas and Countries / Territories

(In Thousand Rupees)

TERRITORIES/COUNTRIES	AUGUST, 2015	CUMULATIVE FROM JULY,2015	AUGUST, 2014	CUMULATIVE FROM JULY,2014
GRAND TOTALS	389,086,498	729,605,317	469,537,491	789,207,624
LATIN AMERICA	235,548	348,049	29,768	93,456
Bahamas	205,745	205,782	1,570	1,570
Barbados	1,375	1,375		
British Virgin Is.		1,079		
Cayman Islands	53	53		10
Cuba	1,634	3,415		
Dominica		2,215		73
Dominican Republic	7,637	7,743	5,756	11,212
Haiti	5	6		773
Jamaica	5	5,846	4,728	9,078
Montserrat	12	870		
Netherlands Antilles	123	2,101	441	39,040
Puerto Rico	13,505	81,706	10,455	24,519
St.Kitts and Nevis	180	180	28	28
Trinidad and Tobago	5,271	15,795	6,790	7,153
Turks & Caicos Is.	3	241		
US.Virgin Islands		19,643		
CENTRAL AMERICA	400,897	969,036	492,060	1,008,929
Belize	22,260	22,402	84,402	84,405
Costa Rica	5,399	9,879	2,498	26,394
El Salvador	3	3	32	32
French West Indies				1,058
Guatemala	36,350	94,851	33,841	51,997
Honduras	7,984	12,439	3,844	3,855
Mexico	323,657	818,896	362,937	835,291
Nicaragua	1,647	1,647	4,494	5,882
Panama	3,598	8,920	13	16
SOUTH AMERICA	5,867,697	14,235,723	7,195,346	12,382,340
Argentina	4,180,894	10,765,668	6,105,905	10,079,718
Bolivia	3,924	3,967	4,478	4,478
Bouvet Island			987	1,088
Brazil	1,356,772	2,764,204	933,323	1,599,407
Chile	174,661	441,093	35,842	442,978
Colombia	23,075	32,952	32,873	32,893
Falkland Is.Malvinas		1		
French Guiana				1,877
Guyana	2,190	5,776	6,412	6,412
Paraguay	84,757	138,788	7,002	83,701
Peru	26,867	44,084	36,679	52,482
S.Georgia S.Sandw.Is		116		
Uruguay	14,556	39,077	31,843	77,307
NORTH AMERICA	19,873,395	36,625,894	26,946,136	39,579,606
Bermuda	2,205	2,246		
Canada	4,868,754	8,856,767	10,343,193	12,078,137
U.S.America	15,002,436	27,766,881	16,602,943	27,501,470
EASTERN EUROPE	6,110,333	10,781,337	11,428,866	14,912,560
Belarus	83,798	402,501	383,528	727,452
Bulgaria	46,026	131,998	73,659	173,728
Czech Republic	172,076	314,052	404,694	820,327
Hungary	170,810	501,980	197,578	358,898
Poland	622,292	1,239,825	648,522	1,271,688
Republic of Moldova	17,438	26,689		
Romania	183,586	374,435	3,917,459	4,063,417
Russian Federation	1,623,263	3,676,077	2,360,736	3,523,644
Slovakia/Slovak R.	280,403	543,991	237,439	438,112
Ukraine	2,910,641	3,569,789	3,205,250	3,535,295
NORTHERN EUROPE	9,263,358	21,600,580	10,661,588	18,868,413
Denmark	1,089,043	1,821,371	802,226	1,559,347
Estonia	16,768	51,607	12,446	33,148

Contd.

10.14 Imports by Areas and Countries / Territories

(In Thousand Rupees)

TERRITORIES/COUNTRIES	AUGUST, 2015	CUMULATIVE FROM JULY,2015	AUGUST, 2014	CUMULATIVE FROM JULY,2014
Faeroe Islands			52	52
Finland	422,659	842,784	838,970	1,692,083
Iceland	70,734	82,011	457	2,636
Ireland	478,264	5,246,826	482,893	781,353
Latvia	177,791	337,434	211,978	360,277
Lithuania	27,166	64,030	71,284	96,401
Norway	58,823	99,146	149,058	265,935
Svalbard/Jan May.Is.	1,085	1,085		
Sweden	1,478,344	2,936,940	2,451,695	4,305,248
United Kingdom	5,442,682	10,117,346	5,640,528	9,771,934
SOUTHERN EUROPE	6,537,785	11,848,845	6,256,022	10,922,685
Albania		215		1,057
Bosnia & Herzegovina	1,525	2,890	361	391
Croatia	1,118	5,414	1,095	4,101
Gibraltar	975	975		379
Greece	37,070	133,722	94,062	138,246
Italy	3,917,658	7,394,445	4,120,446	7,023,334
Malta	679	12,121	1	1
Portugal	224,150	423,594	129,162	191,402
San Marino	5,882	5,882	6,683	7,818
Slovenia	12,865	25,371	35,955	76,602
Spain	1,470,751	2,717,560	1,511,301	2,759,659
Serbia	865,111	1,126,657	356,956	719,695
WESTERN EUROPE	26,307,502	47,358,038	24,659,268	42,474,698
Austria	1,985,198	2,769,705	1,190,289	2,074,241
Belgium	1,822,265	3,401,038	1,718,045	2,987,076
Europien Union	4,289,673	8,442,729	4,445,034	8,205,454
France	3,654,227	7,021,805	3,234,422	5,570,811
Germany	10,660,371	17,620,363	7,611,938	13,935,294
Liechtenstein			8	259
Luxembourg	139,299	303,557	114,270	216,994
Monaco				299
Netherlands	2,113,378	4,191,785	1,980,734	3,330,842
Switzerland	1,643,090	3,607,057	4,364,530	6,153,429
EASTERN AFRICA	7,416,404	12,068,678	4,187,055	7,228,431
B.Indian Ocean Terr.	155	155		
Burundi	386,066	509,700	137,050	204,689
Comoros	2,270	4,538		
Djibouti	144	817	12,239	19,091
Eritrea		2,044		
Ethiopia	264,195	551,670	182,138	285,213
Kenya	3,181,457	6,002,996	2,277,775	4,135,445
Madagascar	46,681	85,524	71,836	86,243
Malawi	29	29	28,800	37,480
Mauritius	2,491,504	2,816,889	285,771	319,881
Mayotte		2		6
Mozambique	6,494	8,100	4,032	10,149
Reunion	10,696	13,313		
Rwanda	541,108	856,833	186,613	315,068
Seychelles	3,254	3,371		
Somalia	22,276	52,960	72,622	156,610
Uganda	98,906	132,616	69,288	144,438
U.R.of Tanzania	98,569	241,704	258,217	475,027
Zambia	257,870	777,335	572,186	986,167
Zimbabwe	4,729	8,080	28,489	52,923
MIDDLE AFRICA	42,418	182,883	6,063	22,674
Angola	87	22,657		10,761
Cameroon	22,271	50,330	3,931	3,931
Central African R.				66
Chad	1,919	66,490	50	1,183
Congo, Republic of	9,881	24,559	1,108	2,673

Contd.

10.14 Imports by Areas and Countries / Territories

(In Thousand Rupees)

TERRITORIES/COUNTRIES	AUGUST, 2015	CUMULATIVE FROM JULY,2015	AUGUST, 2014	CUMULATIVE FROM JULY,2014
Equatorial G.(Ri.Mi)	1	1		
Gabon	8,151	18,739	975	4,059
Sao Tome & Principe	107	107		
NORTHERN AFRICA	4,464,813	8,782,470	4,977,223	8,391,491
Algeria	2,553	7,217	2,261	2,261
Egypt(U.A.R.)	1,325,056	2,331,697	1,485,200	2,669,263
Libya	8,801	97,920	43,245	62,821
Morocco	3,067,581	6,228,599	3,396,369	5,520,804
Sudan			3,019	10,334
South Sudan	36,122	38,264		
Tunisia	24,700	78,772	47,130	125,948
Western Sahara(Ri.De)				61
SOUTHERN AFRICA	6,047,973	10,791,300	3,718,758	6,409,252
Botswana	483	1,974		385
Namibia	57	60	137	6,862
South Africa	5,946,586	10,585,972	3,670,982	6,314,052
Swaziland	100,847	203,294	47,638	87,954
WESTERN AFRICA	235,114	3,824,972	444,647	632,837
Benin	35,948	331,902		
Burkina Faso(Fr.Up.V)	7,351	300,776	27,521	27,521
Co,te d,Ivoire(Fr.Iv)	18,333	75,550	4,677	66,234
Gambia	14,141	24,943	9,958	21,698
Ghana	31,844	34,440	39,490	79,217
Guinea	4,155	4,320	8,315	10,428
Liberia	3,724	3,724	1,276	2,098
Mali	16,307	16,307		
Mauritania	11,663	11,663	18,779	18,784
Nigeria	50,495	2,780,704	122,354	140,956
Senegal	29,032	58,385	51,447	83,646
Sierra Leone		33	1,729	3,405
St. Helena	184	184		
Togo	11,938	182,040	159,104	178,851
EASTERN ASIA	119,220,577	230,016,447	122,368,637	220,004,242
China	93,662,474	182,403,201	96,673,936	173,469,317
Hong Kong S.A.Re.Chi	483,544	943,597	981,587	1,631,975
Japan	15,813,371	28,230,527	14,766,122	27,845,329
Korea D.P.Republic	388,154	1,225,282	447,708	718,207
Korea, Republic of	5,604,178	11,196,193	5,587,212	9,302,968
Macao.China	13	13	6,267	6,267
Mongolia			1,298	3,088
O.Asia(Tai.For.Pe.Ki)	3,268,843	6,017,632	3,904,507	7,027,091
SOUTH-CENTRAL ASIA	16,324,871	31,314,576	18,116,588	36,380,040
Afghanistan	3,745,526	6,245,958	2,244,463	4,481,908
Bangladesh	328,063	712,587	583,759	964,551
Bhutan	633	633		3
India	10,056,157	19,737,054	13,067,700	27,322,861
Iran (Islamic R.)	1,367,745	3,075,854	1,459,927	2,235,562
Kazakstan	18,858	26,173	25,861	78,131
Kyrgyzstan/Kyrgyz R.	2,353	2,353	15	3,626
Maldives	135	135		
Nepal	2,269	3,664	11,533	31,984
Sri Lanka	687,789	1,251,076	500,683	889,907
Tajikistan		9		1,172
Turkmenistan	115,343	259,081	208,646	348,446
Uzbekistan			14,000	21,888
SOUTH-EASTERN ASIA	45,335,551	76,463,214	48,139,024	83,591,548
Brunei Darussalam		111		
Cambodia Fr.Kampuche	3,275	8,654	4,460	5,998
Timor Leste		16		
Indonesia	18,852,438	33,578,868	17,751,643	33,988,984
Lao People's D.R.	2,489	2,489	359	359

Contd.

10.14 Imports by Areas and Countries / Territories

(In Thousand Rupees)

TERRITORIES/COUNTRIES	AUGUST, 2015	CUMULATIVE FROM JULY,2015	AUGUST, 2014	CUMULATIVE FROM JULY,2014
Malaysia	10,858,323	15,833,819	9,477,084	19,018,474
Myanmar	74,636	108,021	11,302	31,545
Philippines	432,118	729,810	322,887	1,083,583
Singapore	5,143,709	8,434,590	12,771,894	15,904,065
Thailand	7,216,664	13,541,088	6,696,951	11,396,596
Viet Nam	2,751,899	4,225,749	1,102,443	2,161,943
WESTERN ASIA	113,013,963	207,760,406	177,466,257	280,790,022
Armenia	31	127		1,677
Azerbaijan	963	963		
Bahrain	123,649	325,347	447,171	1,197,011
Cyprus	27,239	76,537	10,684	41,685
Georgia	3,604	3,679	12,870	14,064
Iraq	24,863	60,615	7,494	25,685
Jordan	201,639	419,809	150,970	340,574
Kuwait	12,212,825	24,118,607	32,805,050	52,875,969
Lebanon	2,226	24,313	42,311	65,248
Oman	759,508	4,887,387	4,577,549	11,978,168
Qatar	1,527,343	5,418,808	798,228	1,968,717
Saudi Arabia	34,608,897	62,025,234	48,639,823	68,295,909
Syrian Arab Republic	114,957	114,957	3,888	6,950
Turkey	1,437,461	3,340,786	1,433,330	3,405,230
United Arab Emirates	61,965,384	106,937,246	88,515,160	140,551,406
Yemen	3,375	5,991	21,729	21,729
AUSTRALIA AND NEW ZEALAND	2,387,945	4,614,659	2,420,751	5,490,861
Australia	2,068,364	4,080,724	1,993,965	4,601,612
Christmas Islands		104	7,471	7,626
Cocos (Keeling) Is.	163	224		
Heard/Mac Donald Is.				321
New Zealand	319,417	533,176	419,308	881,118
Norfolk Island		423		
US.Minor Outlying Is		9	8	184
MELANESIA		17,853	178	178
Fiji		16,752		
New Caledonia		113	178	178
Papua New Guinea		136		
Vanuatu		852		
MICRONESIA	217	221		
Kiribati	214	217		
Palau(Fr.pacific Is)	4	4		
POLYNESIA	136	137	23,255	23,359
American Samoa	121	121	23,199	23,286
Cook Islands	1	2		
French Polynesia			4	4
Pitcairn				17
Tonga	14	14		
Wallis & Futuna Is.			52	52

10.15 Re-Imports by Areas and Countries / Territories

(In Thousand Rupees)

TERRITORIES/COUNTRIES	AUGUST, 2015	CUMULATIVE FROM JULY,2015	AUGUST, 2014	CUMULATIVE FROM JULY,2014
GRAND TOTALS	1,707,435	3,183,207	1,999,027	3,826,662
LATIN AMERICA			5,584	5,584
British Virgin Is.			5,584	5,584
CENTRAL AMERICA		228		
Mexico		228		
SOUTH AMERICA	20,432	21,524	6,683	7,865
Brazil	20,432	20,432	6,683	6,683
Peru		1,091		
Uruguay				1,183
NORTH AMERICA	582,748	1,085,491	623,046	1,181,970
Canada	111,457	209,670	160,261	246,483
U.S.America	471,291	875,821	462,785	935,487
EASTERN EUROPE	974	9,374	16,318	30,763
Czech Republic		2,188		
Poland	974	7,186	10,273	24,718
Romania			479	479
Ukraine			5,566	5,566
NORTHERN EUROPE	102,644	168,191	77,271	155,252
Denmark				3,981
Finland				877
Ireland			806	3,269
Norway	1,505	4,513	1,426	2,812
Sweden	35,129	53,827	24,157	42,807
United Kingdom	66,010	109,850	50,883	101,507
SOUTHERN EUROPE	38,501	69,867	65,210	105,064
Croatia		527		
Greece		320		
Italy	37,025	62,981	57,303	91,607
Portugal	618	618		
Spain	858	5,420	7,907	13,457
WESTERN EUROPE	67,949	140,508	112,756	184,801
Belgium	4,449	6,503	8,154	10,607
France	13,049	21,346	41,703	52,749
Germany	39,454	78,105	49,785	96,745
Netherlands	10,744	32,588	4,021	15,138
Switzerland	253	1,966	9,093	9,562
EASTERN AFRICA			5,706	16,824

Contd.

10.15 Re-Imports by Areas and Countries / Territories

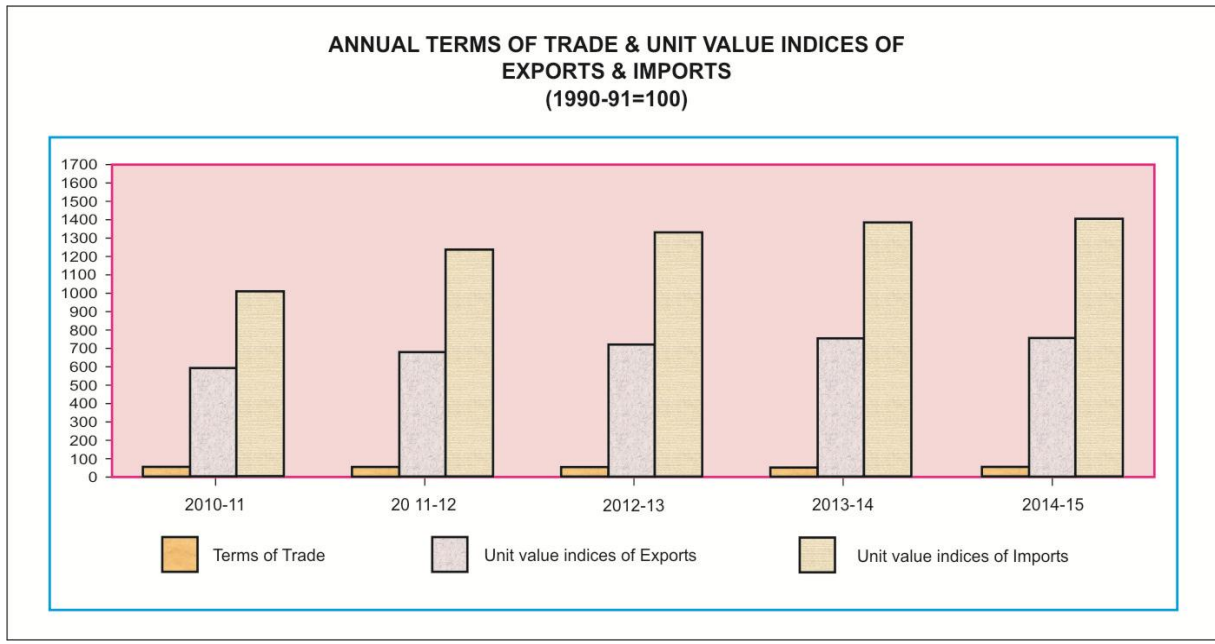
(In Thousand Rupees)

TERRITORIES/COUNTRIES	AUGUST, 2015	CUMULATIVE FROM JULY,2015	AUGUST, 2014	CUMULATIVE FROM JULY,2014
Ethiopia			5,706	16,824
NORTHERN AFRICA	823	1,156		2,609
Egypt(U.A.R.)		334		
Morocco	823	823		718
Tunisia				1,891
SOUTHERN AFRICA	4,043	18,204		
South Africa	4,043	18,204		
EASTERN ASIA	512,186	982,899	624,045	1,197,084
China	243,283	523,183	269,653	623,371
Hong Kong S.A.Re.Chi	47,544	87,129	32,683	57,775
Japan	177,264	264,561	188,228	309,104
Korea D.P.Republic			39,342	39,342
Korea, Republic of	8,818	38,789	24,602	53,355
O.Asia(Tai.For.Pe.Ki	35,277	69,237	69,537	114,136
SOUTH-CENTRAL ASIA	103,724	194,167	86,950	203,528
Bangladesh	4,054	8,719	8,043	9,264
India	83,505	140,859	55,161	128,486
Iran (Islamic R.)		638		
Sri Lanka	16,165	43,951	23,746	65,779
SOUTH-EASTERN ASIA	102,026	192,163	210,445	456,868
Brunei Darussalam				268
Indonesia	47,598	104,222	155,449	360,593
Malaysia	26,337	37,797	9,873	34,205
Philippines				334
Singapore	1,895	9,502	19,021	30,645
Thailand	24,176	36,503	19,155	21,418
Viet Nam	2,020	4,139	6,948	9,405
WESTERN ASIA	109,349	196,045	126,883	212,400
Bahrain	6,935	10,170	1,344	2,689
Cyprus		330		
Kuwait	362	362		
Oman		1,374	1,787	2,168
Saudi Arabia	18,176	31,462	22,356	28,809
Syrian Arab Republic	6,106	6,106		2,354
Turkey	10,584	24,212	10,690	20,341
United Arab Emirates	67,186	122,030	90,706	156,040
AUSTRALIA AND NEW ZEALAND	62,036	103,389	38,130	66,050
Australia	62,036	103,389	38,130	66,050

10.16 Annual and Quarterly Terms of Trade and Unit Value Indices of Exports and Imports (1990-91=100)

Year/ Quarter	Terms of Trade	Unit Value Indices of Exports	Unit Value Indices of Imports
2010-11	58.55	593.19	1013.10
2011-12	55.08	679.44	1233.49
2012-13	53.81	715.45	1329.56
2013-14	54.27	752.86	1387.15
2014-15	55.05	759.21	1404.72
2010-11 Jul-Sep	59.91	552.97	923.01
Oct-Dec	60.25	584.51	970.12
Jan-Mar	57.34	596.46	1040.23
Apr-Jun	57.08	638.81	1119.05
2011-12 Jul-Sep	56.28	653.84	1161.73
Oct-Dec	54.96	673.48	1225.37
Jan-Mar	54.95	680.39	1238.16
Apr-Jun	54.26	710.06	1308.71
2012-13 Jul-Sep	53.94	684.66	1269.28
Oct-Dec	53.43	709.08	1327.23
Jan-Mar	53.91	728.42	1351.28
Apr-Jun	53.97	739.63	1370.44
2013-14 Jul-Sep	54.54	745.76	1367.33
Oct-Dec	54.61	745.57	1365.33
Jan-Mar	54.80	771.50	1407.91
Apr-Jun	53.17	748.62	1408.02
2014-15 Jul-Sep	52.24	753.27	1441.98
Oct-Dec	54.41	762.69	1401.74
Jan-Mar	55.87	769.06	1376.64
Apr-Jun *	53.76	751.81	1398.50

* Provisional



10.17 Index Numbers of Unit Values of Exports by Groups (1990-91=100)

Year /Quarter	All groups	Food and Live animals	Beverages & Tobacco	Crude materials inedible except fuels	Mineral fuels & Lubricants	Chemicals	Manufactured goods	Machinery & Transport equipment	Misc. Manufactured articles
2010-11	593.19	747.72	804.61	647.55	1333.56	620.91	559.56	1286.13	558.25
2011-12	679.44	800.09	935.29	848.74	1500.63	739.66	641.15	1517.96	650.31
2012-13	715.45	884.48	1052.54	958.74	1615.08	876.11	689.62	1603.48	657.15
2013-14	752.86	954.07	1127.89	1009.57	1682.81	939.50	698.49	1650.17	700.75
2014-15	759.21	1057.47	1148.80	999.87	1713.20	935.18	667.05	1789.37	728.76
2010-11 Jul-Sep	552.97	711.81	719.61	634.81	1330.51	571.93	504.00	1168.32	533.66
Oct-Dec	584.51	751.75	790.66	636.36	1351.72	592.57	548.28	1263.12	543.21
Jan-Mar	596.46	755.41	850.66	639.27	1297.10	651.58	575.38	1317.01	545.45
Apr-Jun	638.81	771.90	857.51	679.75	1354.90	667.54	610.58	1396.06	610.67
2011-12 Jul-Sep	653.84	803.38	897.76	758.78	1429.38	678.24	617.90	1431.44	635.65
Oct-Dec	673.48	780.21	923.77	818.80	1492.20	714.47	645.22	1523.11	645.05
Jan-Mar	680.39	787.46	953.20	904.77	1528.82	766.15	648.83	1549.50	652.21
Apr-Jun	710.06	829.32	966.43	912.66	1552.12	799.77	652.65	1567.78	668.31
2012-13 Jul-Sep	684.66	867.43	999.22	924.18	1562.79	809.02	656.98	1584.13	636.74
Oct-Dec	709.08	869.95	1036.60	944.56	1653.04	851.48	685.86	1590.79	658.79
Jan-Mar	728.42	899.09	1086.12	982.32	1620.06	921.14	705.07	1618.96	666.01
Apr-Jun	739.63	901.46	1088.20	983.88	1624.41	922.80	710.57	1620.03	667.06
2013-14 Jul-Sep	745.46	919.57	1098.87	1017.68	1634.63	934.11	713.43	1624.52	674.82
Oct-Dec	745.57	952.49	1154.15	1023.78	1640.93	928.01	698.36	1631.05	723.57
Jan-Mar	771.50	970.48	1164.01	1042.41	1659.59	941.60	719.23	1664.20	729.32
Apr-Jun	748.62	973.74	1094.54	954.39	1796.09	954.26	659.51	1680.90	675.29
2014-15 Jul-Sep	753.27	1027.99	1123.85	988.05	1853.14	929.85	676.38	1722.41	692.43
Oct-Dec	762.69	1071.97	1171.54	1000.56	1862.62	935.86	677.14	1781.57	740.31
Jan-Mar	769.06	1075.01	1148.08	1030.34	1732.30	946.52	679.02	1787.10	728.26
Apr-Jun*	751.81	1054.91	1151.73	980.52	1404.75	928.49	635.66	1866.41	754.05

* Provisional

10.18 Index Numbers of Unit Values of Imports by Groups (1990-91=100)

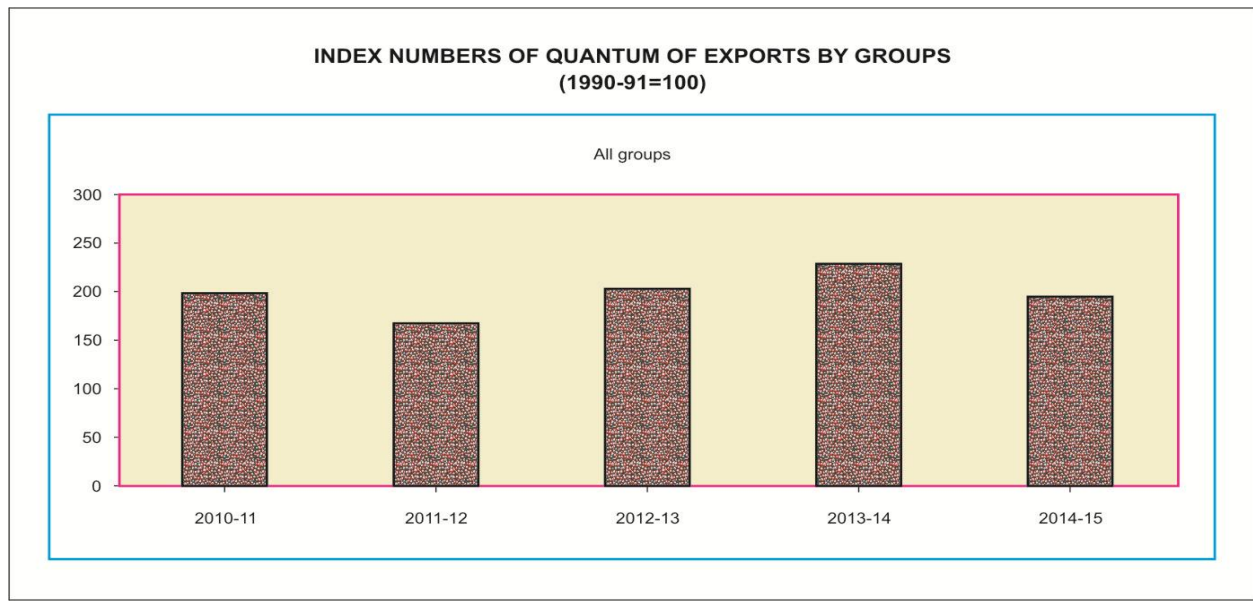
Year/Quarter	All groups	Food and Live animals	Beverages & Tobacco	Crude materials inedible except fuels	Mineral fuels & Lubricants	Animal or Veg. oils & Fats	Chemicals	Manufactured goods	Machinery & Transport equipment	Misc. manufactured articles
2010-11	1013.10	743.82	1060.35	803.59	1255.86	1005.72	796.89	747.32	1183.62	1174.99
2011-12	1233.49	791.79	1230.10	881.00	1651.93	1240.29	897.56	823.33	1407.29	1274.46
2012-13	1329.56	802.28	1339.47	995.65	1720.77	1103.29	994.50	887.02	1738.91	1342.66
2013-14	1387.15	838.74	1446.20	1046.35	1757.91	1054.13	1098.60	899.66	1866.32	1458.63
2014-15	1404.72	891.28	1620.65	1048.08	1550.37	1037.83	1256.50	1026.39	1985.27	1854.42
2010-11 Jul-Sep	923.01	695.80	897.28	759.48	1085.96	867.68	770.08	675.64	1113.89	1097.68
Oct-Dec	970.12	727.87	1026.20	771.05	1128.38	956.15	773.31	727.65	1171.21	1170.63
Jan-Mar	1040.23	792.24	1104.22	841.89	1290.04	1085.82	814.67	791.58	1173.28	1197.23
Apr-Jun	1119.05	759.37	1123.70	841.94	1519.07	1113.24	829.51	794.40	1276.10	1234.40
2011-12 Jul-Sep	1161.73	780.37	1174.28	886.35	1546.57	1209.58	836.74	807.84	1297.42	1248.30
Oct-Dec	1225.37	786.64	1201.86	889.48	1674.49	1185.85	907.70	818.38	1350.77	1264.77
Jan-Mar	1238.16	819.33	1254.74	846.69	1651.53	1277.05	922.54	830.85	1386.86	1282.00
Apr-Jun	1308.71	780.82	1289.52	901.49	1735.14	1288.69	923.26	836.23	1594.10	1302.76
2012-13 Jul-Sep	1269.28	791.42	1310.88	925.57	1623.49	1189.26	939.61	875.46	1610.53	1323.94
Oct-Dec	1327.23	794.08	1328.36	995.64	1764.03	1111.45	1009.58	881.11	1680.20	1327.27
Jan-Mar	1351.28	800.25	1350.09	1017.46	1761.13	1048.35	989.23	877.44	1804.52	1345.00
Apr-Jun	1370.44	823.38	1368.54	1043.92	1734.43	1064.11	1039.59	914.05	1860.39	1374.43
2013-14 Jul-Sep	1367.33	839.00	1390.72	1064.30	1688.69	1075.42	1064.27	859.80	1865.31	1381.34
Oct-Dec	1365.33	840.48	1425.20	1052.01	1711.56	1054.23	1083.40	873.38	1875.71	1391.17
Jan-Mar	1407.91	849.44	1463.98	1072.34	1784.71	1061.03	1104.26	930.61	1937.80	1487.18
Apr-Jun	1408.02	826.03	1504.91	996.75	1846.69	1025.83	1142.45	934.85	1786.47	1574.82
2014-15 Jul-Sep	1441.98	882.91	1551.52	1050.88	1810.84	1040.06	1218.48	993.38	1889.96	1701.41
Oct-Dec	1401.74	893.21	1590.81	1065.79	1530.17	1056.54	1254.97	1030.45	1969.44	1807.08
Jan-Mar	1376.64	895.47	1651.30	1039.03	1443.70	1006.23	1256.20	1044.23	1995.28	1892.80
Apr-Jun*	1398.50	893.54	1688.98	1036.61	1416.75	1048.50	1296.34	1037.49	2086.41	2016.39

* Provisional

10.19 Index Numbers of Quantum of Exports by Groups (1990-91=100)

Year/Quarter	All groups	Food and Live animals	Beverages & Tobacco	Crude materials inedible except fuels	Mineral fuels & Lubricants	Chemicals	Manufactured goods	Machinery & Transport equipment	Misc. manufactured articles
2010-11	198.41	286.92	314.18	199.10	333.36	1033.09	180.52	2806.15	198.34
2011-12	167.36	264.12	367.35	282.00	410.62	1301.40	157.00	2077.59	164.87
2012-13	202.86	242.21	238.64	343.79	37.89	992.45	191.87	2014.32	181.50
2013-14	229.80	280.96	175.45	447.47	409.09	1010.41	189.96	2056.66	226.38
2014-15	195.45	224.40	100.30	264.75	176.22	973.58	181.68	3964.39	201.19
2010-11 Jul-Sep	171.90	234.32	274.00	48.34	310.57	1052.36	168.17	2713.18	190.87
Oct-Dec	190.23	257.32	182.25	105.16	394.62	1244.86	181.35	2986.54	196.39
Jan-Mar	208.47	300.04	354.70	324.40	309.57	882.63	181.02	3404.45	203.65
Apr-Jun	223.05	356.00	445.76	318.50	318.66	952.51	191.55	2120.43	202.43
2011-12 Jul-Sep	123.61	226.97	338.73	258.06	397.91	1195.14	153.61	1693.48	168.03
Oct-Dec	169.87	245.98	350.96	342.16	405.61	1260.20	146.42	1741.42	145.37
Jan-Mar	181.51	273.36	342.68	403.10	392.32	1443.70	151.76	2986.15	158.70
Apr-Jun	194.44	310.16	437.04	124.69	446.65	1306.54	176.19	1889.30	187.37
2012-13 Jul-Sep	182.10	193.42	203.51	300.83	29.33	962.68	175.53	2240.25	165.88
Oct-Dec	201.62	219.24	268.01	357.97	6.46	948.78	196.72	2835.50	174.64
Jan-Mar	208.98	289.31	307.37	350.05	53.72	840.47	192.71	1390.01	179.90
Apr-Jun	218.73	266.88	175.65	366.29	62.03	1217.85	202.51	1591.51	205.57
2013-14 Jul-Sep	242.65	254.75	215.28	392.89	1298.61	1052.88	213.28	1226.96	241.61
Oct-Dec	220.69	279.96	59.50	463.12	4.22	691.05	190.14	911.18	229.81
Jan-Mar	218.37	336.65	69.11	350.89	247.03	1153.88	186.44	4061.10	208.14
Apr-Jun	237.48	252.47	357.92	582.97	86.50	1143.82	170.28	2027.38	225.97
2014-15 Jul-Sep	201.64	189.93	90.87	389.05	361.14	952.31	183.05	4343.64	202.72
Oct-Dec	205.65	266.45	51.38	333.54	123.62	1240.35	187.56	3283.23	194.18
Jan-Mar	197.74	235.44	74.56	246.63	85.83	790.96	183.40	3932.27	205.36
Apr-Jun *	176.75	205.76	184.39	89.77	134.28	910.69	172.69	4298.43	202.50

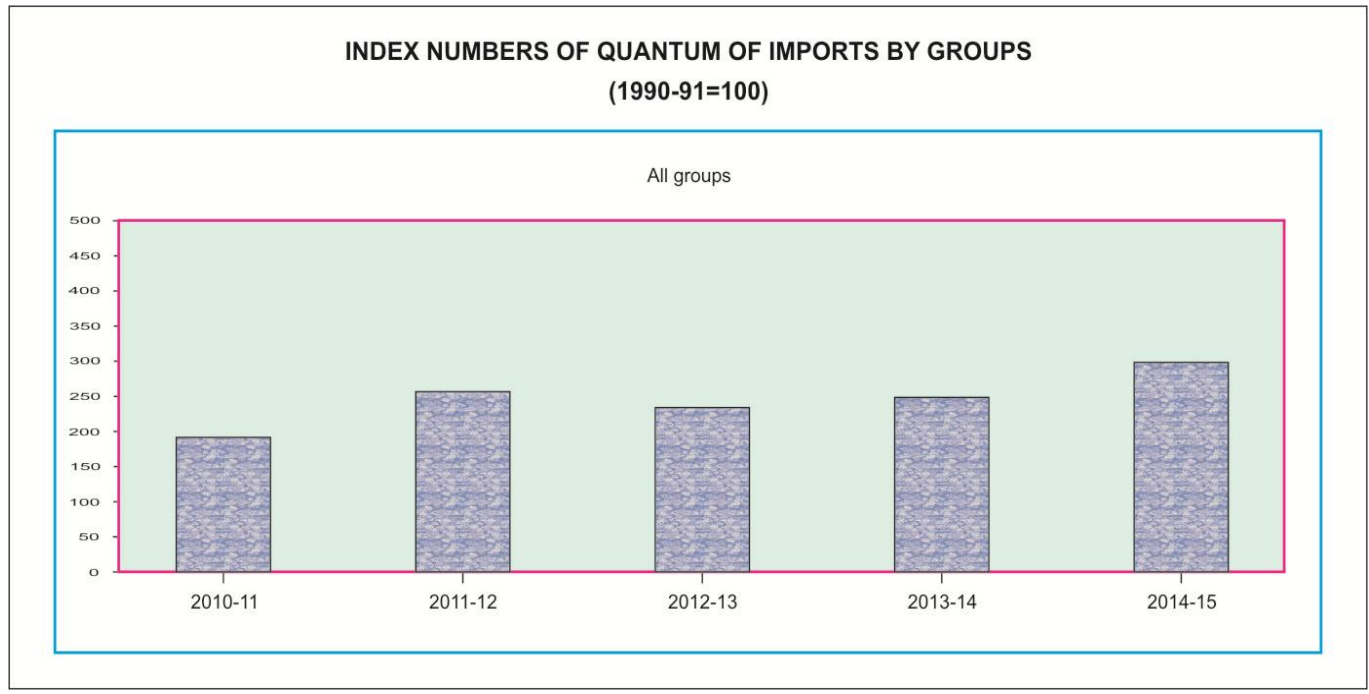
*Provisional



10.20 Index Numbers of Quantum of Imports by Groups (1990-91=100)

Year/Quarter	All groups	Food and Live animals	Beverages & Tobacco	Crude materials inedible except fuels	Mineral fuels & Lubricants	Animal or Veg. oils & Fats	Chemicals	Manufactured goods	Machinery & Transport equipment	Misc. manufactured articles
2010-11	191.60	164.44	279.53	372.91	154.15	90.93	202.59	180.73	232.67	194.23
2011-12	256.47	321.01	371.65	473.88	197.46	121.87	290.92	241.91	280.01	288.73
2012-13	234.02	186.86	275.65	413.29	190.89	141.68	240.54	249.49	266.44	261.26
2013-14	249.40	162.10	317.18	491.04	185.66	182.37	253.03	312.32	283.06	286.91
2014-15	299.74	222.61	317.90	531.02	175.67	179.33	271.01	345.01	478.50	307.93
2010-11 Jul-Sep	248.97	158.42	296.08	524.15	182.44	144.57	276.67	221.66	312.20	297.65
Oct-Dec	261.69	326.59	310.45	368.01	241.54	118.61	261.06	259.08	299.36	220.06
Jan-Mar	255.72	172.75	511.57	599.46	192.62	100.52	272.62	242.19	319.12	259.22
Apr-Jun	243.83	142.78	560.71	388.27	231.20	127.06	271.01	221.30	290.85	285.27
2011-12 Jul-Sep	240.84	277.16	347.08	300.55	194.84	114.21	304.19	247.39	261.99	225.28
Oct-Dec	265.20	330.05	344.55	647.69	194.63	119.56	315.83	235.90	261.50	260.87
Jan-Mar	246.02	383.47	403.56	497.72	188.47	102.72	277.36	223.66	241.95	398.43
Apr-Jun	273.80	293.36	391.41	449.55	211.89	151.00	266.31	260.67	354.59	270.34
2012-13 Jul-Sep	233.97	153.48	320.06	335.17	199.90	165.49	246.32	226.37	289.12	221.18
Oct-Dec	229.54	203.59	244.78	355.04	192.53	115.62	250.79	260.53	247.53	297.57
Jan-Mar	223.34	205.75	273.94	531.28	168.62	148.57	209.02	245.75	221.78	281.19
Apr-Jun	249.22	184.62	263.80	431.66	202.50	137.03	256.03	265.29	307.32	245.10
2013-14 Jul-Sep	218.67	122.34	261.56	396.94	181.66	174.34	244.11	206.78	263.81	229.50
Oct-Dec	268.58	171.23	341.53	584.51	196.34	167.22	261.77	508.73	227.47	235.11
Jan-Mar	257.81	167.02	354.12	578.98	169.03	175.06	258.74	280.99	321.79	278.09
Apr-Jun	252.54	187.81	311.51	403.73	195.60	212.84	247.49	252.77	319.16	305.94
2014-15 Jul-Sep	302.77	322.99	416.31	354.13	197.29	189.47	275.38	273.72	521.40	302.25
Oct-Dec	303.82	229.82	369.89	685.69	185.39	167.77	270.55	274.76	470.31	296.49
Jan-Mar	290.10	174.63	205.90	595.97	129.32	163.79	258.24	482.00	428.76	371.67
Apr-Jun *	302.25	162.98	279.49	488.27	190.67	196.30	279.88	349.54	493.54	261.29

*Provisional



10.21 TRADE IN SERVICES (SUMMARY)

June, 2015

Description	Rs. In Million Dollars in Thousands					
	* June, 2015		** May, 2015		% Change in June, 2015 over May, 2015	
	RS	\$	RS	\$	RS	\$
Export of Services (TOTAL)	39,890.94	391,960.00	29,842.98	293,141.23	33.67	33.71
1.Manufacturing services on physical inputs owned by others	0.00	0.00	0.00	0.00	0.00	0.00
2.Maintenance and repair services n.i.e.	15.27	150.00	7.13	70.00	114.17	114.29
3. Transport	6,107.37	60,010.00	6,108.26	60,000.00	-0.01	0.02
4. Travel	2,736.65	26,890.00	2,850.52	28,000.00	-3.99	-3.96
5.Construction services	605.55	5,950.00	305.41	3,000.00	98.27	98.33
6. Insurance and Pension services	832.49	8,180.00	715.68	7,030.00	16.32	16.36
7. Financial services	876.26	8,610.00	509.02	5,000.00	72.15	72.20
8. Charges for the use of intellectual services	35.62	350.00	-14.25	-140.00	0.00	0.00
9. Telecommunication, Computer and information services	7,022.31	69,000.00	7,024.49	69,000.00	-0.03	0.00
10. Other business services	10,177.46	100,000.00	5,706.20	56,051.23	78.36	78.41
11. Personal, cultural, and recreational services	58.00	570.00	101.81	1,000.00	-43.03	-43.00
12. Government services, n.i.e.	11,423.96	112,250.00	6,528.71	64,130.00	74.98	75.04
Import of Services (TOTAL)	88,789.40	872,430.00	64,479.85	633,371.00	37.70	37.74
1.Manufacturing services on physical inputs owned by others	0.00	0.00	0.00	0.00	0.00	0.00
2.Maintenance and repair services n.i.e.	814.18	8,000.00	814.43	8,000.00	-0.03	0.00
3. Transport	32,731.07	321,610.00	30,032.26	295,000.00	8.99	9.02
4. Travel	16,282.59	159,990.00	10,502.13	103,160.00	55.04	55.09
5.Construction services	6.11	60.00	0.00	0.00	0.00	0.00
6. Insurance and Pension services	1,618.18	15,900.00	1,957.69	19,230.00	-17.34	-17.32
7. Financial services	2,996.18	29,440.00	1,399.81	13,750.00	114.04	114.11
8. Charges for the use of intellectual services	1,730.13	17,000.00	1,980.09	19,450.00	-12.62	-12.60
9. Telecommunication, Computer and information services	3,284.20	32,270.00	2,348.62	23,070.00	39.84	39.88
10. Other business services	15,895.84	156,190.00	12,605.39	123,820.00	26.10	26.14
11. Personal, cultural, and recreational services	101.77	1,000.00	103.95	1,021.00	-2.10	-2.06
12. Government services, n.i.e.	13,329.15	130,970.00	2,735.48	26,870.00	387.27	387.42

Description	% Change in July - June, over July - June, 2013-2014					
	* July - June 2014-2015		July - June 2013-2014		Rs	
	Rs	\$	Rs	\$	Rs	\$
Export of Services (TOTAL)	581,507.26	5,740,746.00	549,781.63	5,344,996.12	5.77	7.40
1.Manufacturing services on physical inputs owned by others	0.00	0.00	0.00	0.00	0.00	0.00
2.Maintenance and repair services n.i.e.	725.27	7,160.00	591.03	5,746.00	22.71	24.61
3. Transport	119,932.94	1,184,000.00	135,280.01	1,315,197.00	-11.34	-9.98
4. Travel	30,956.68	305,610.00	29,434.28	286,161.00	5.17	6.80
5.Construction services	4,576.50	45,180.00	3,050.49	29,657.00	50.03	52.34
6. Insurance and Pension services	6,896.24	68,081.00	9,194.27	89,387.00	-24.99	-23.84
7. Financial services	7,415.79	73,210.00	10,726.97	104,288.00	-30.87	-29.80
8. Charges for the use of intellectual services	541.93	5,350.00	1,325.34	12,885.00	-59.11	-58.48
9. Telecommunication, Computer and information services	84,041.20	829,670.00	83,996.42	816,616.00	0.05	1.60
10. Other business services	84,903.21	838,180.00	79,332.25	771,271.12	7.02	8.68
11. Personal, cultural, and recreational services	907.09	8,955.00	926.35	9,006.00	-2.08	-0.57
12. Government services, n.i.e.	240,610.41	2,375,350.00	195,924.22	1,904,782.00	22.81	24.70
Import of Services (TOTAL)	836,523.38	8,258,312.00	822,315.56	7,994,580.00	1.73	3.30
1.Manufacturing services on physical inputs owned by others	0.00	0.00	0.00	0.00	0.00	0.00
2.Maintenance and repair services n.i.e.	7,556.59	74,600.00	10,391.34	101,025.00	-27.28	-26.16
3. Transport	381,454.03	3,765,784.00	398,451.90	3,873,763.00	-4.27	-2.79
4. Travel	138,282.48	1,365,150.00	110,354.16	1,072,867.00	25.31	27.24
5.Construction services	452.79	4,470.00	4,188.63	40,722.00	-89.19	-89.02
6. Insurance and Pension services	26,462.94	261,247.00	23,080.05	224,385.00	14.66	16.43
7. Financial services	22,908.81	226,160.00	20,860.86	202,810.00	9.82	11.51
8. Charges for the use of intellectual services	16,150.43	159,440.00	16,174.29	157,247.00	-0.15	1.39
9. Telecommunication, Computer and information services	40,604.99	400,860.00	35,749.93	347,562.00	13.58	15.33
10. Other business services	142,635.02	1,408,119.00	155,512.10	1,511,894.00	-8.28	-6.86
11. Personal, cultural, and recreational services	971.62	9,592.00	711.17	6,914.00	36.62	38.73
12. Government services, n.i.e.	59,043.68	582,890.00	46,841.13	455,391.00	26.05	28.00

* Provisional figures based on figures provided by the State Bank of Pakistan.

** Revised by SBP

Note:- SBP has switched over from BPM- to BPM 6th addition from July, 2014.

Note:- Dollar value is converted into Rupees on monthly average exchange rate provided by SBP.

June, 2015 (1\$=Rs. 101.772530), May, 2015 (1\$=Rs. 101.804258) and June, 2014 (1\$=Rs. 98.467899) respectively.

10.22 Exports of Services by Sectors (Detailed) (Monthly)

Description	Rs. in Millions Dollars in Thousands									
	* June, 2015		** May, 2015		June, 2014		% Change in June, 2015 over			
	Rs	\$	Rs	\$	Rs	\$	May, 2015		June, 2014	
	Rs	\$	Rs	\$	Rs	\$	Rs	\$	Rs	\$
Services	39,890.94	391,960.00	29,842.98	293,141.23	36,728.71	372,999.02	33.67	33.71	8.61	5.08
1.Manufacturing services on physical inputs owned by others	0.00	0.00	0.00	0.00	0.00	0.00	0.00	0.00	0.00	0.00
1.1 Goods for processing in reporting economy	0.00	0.00	0.00	0.00	0.00	0.00	0.00	0.00	0.00	0.00
1.2 Goods for processing abroad	0.00	0.00	0.00	0.00	0.00	0.00	0.00	0.00	0.00	0.00
2.Maintenance and repair services n.i.e.	15.27	150.00	7.13	70.00	54.75	556.00	114.17	114.29	-72.11	-73.02
3. Transport	6,107.37	60,010.00	6,108.26	60,000.00	11,268.16	114,435.00	-0.01	0.02	-45.80	-47.56
3.1 Sea transport	193.37	1,900.00	192.41	1,890.00	1,967.09	19,977.00	0.50	0.53	-90.17	-90.49
3.1.1 Passenger	0.00	0.00	0.00	0.00	0.00	0.00	0.00	0.00	0.00	0.00
3.1.2 Freight	59.03	580.00	59.05	580.00	112.25	1,140.00	-0.03	0.00	-47.41	-49.12
3.1.3 Other	134.34	1,320.00	133.36	1,310.00	1,854.84	18,837.00	0.73	0.76	-92.76	-92.99
3.2 Air transport	5,351.20	52,580.00	5,372.22	52,770.00	9,270.94	94,152.00	-0.39	-0.36	-42.28	-44.15
3.1.1 Passenger	4,272.41	41,980.00	4,281.89	42,060.00	6,543.78	66,456.00	-0.22	-0.19	-34.71	-36.83
3.1.2 Freight	261.56	2,570.00	261.64	2,570.00	772.97	7,850.00	-0.03	0.00	-66.16	-67.26
3.1.3 Other	817.23	8,030.00	828.69	8,140.00	1,954.19	19,846.00	-1.38	-1.35	-58.18	-59.54
3.3 Road transport	58.01	570.00	40.72	400.00	16.94	172.00	42.46	42.50	242.44	231.40
3.3.1 Passenger	0.00	0.00	0.00	0.00	0.00	0.00	0.00	0.00	0.00	0.00
3.3.2 Freight	59.03	580.00	40.72	400.00	16.94	172.00	44.97	45.00	248.47	237.21
3.3.3 Other	-1.02	-10.00	0.00	0.00	0.00	0.00	0.00	0.00	0.00	0.00
3.4 Rail transport	1.02	10.00	0.00	0.00	12.01	122.00	100.00	100.00	-91.51	-91.80
3.4.1 Passenger	0.00	0.00	0.00	0.00	0.00	0.00	0.00	0.00	0.00	0.00
3.4.2 Freight	0.00	0.00	0.00	0.00	0.00	0.00	0.00	0.00	0.00	0.00
3.4.3 Other	1.02	10.00	0.00	0.00	12.01	122.00	100.00	100.00	-91.51	-91.80
3.5 Postal and courier services	503.77	4,950.00	502.91	4,940.00	1.18	12.00	0.17	0.20	42592.37	41150.00
3.6 Electricity transmission	0.00	0.00	0.00	0.00	0.00	0.00	0.00	0.00	0.00	0.00
3.7 Other supporting and auxiliary transport	0.00	0.00	0.00	0.00	0.00	0.00	0.00	0.00	0.00	0.00
4. Travel	2,736.65	26,890.00	2,850.52	28,000.00	1,987.88	20,188.00	-3.99	-3.96	37.67	33.20
4.1 Business	465.10	4,570.00	467.28	4,590.00	42.05	427.00	-0.47	-0.44	1006.06	970.26
4.1.1 Acquisition of goods and services by	0.00	0.00	0.00	0.00	0.00	0.00	0.00	0.00	0.00	0.00
4.1.2 Other	465.10	4,570.00	467.28	4,590.00	42.05	427.00	-0.47	-0.44	1006.06	970.26
4.2 Personal	2,271.55	22,320.00	2,383.24	23,410.00	1,945.83	19,761.00	-4.69	-4.66	16.74	12.95
4.2.1 Health-related expenditure	43.76	430.00	12.22	120.00	9.16	93.00	258.10	258.33	377.73	362.37
4.2.2 Education-related expenditure	42.74	420.00	23.41	230.00	29.84	303.00	82.57	82.61	43.23	38.61
4.2.3 Other	2,185.05	21,470.00	2,347.61	23,060.00	1,906.83	19,365.00	-6.92	-6.90	14.59	10.87
4.2.3.1 Religious travel	3.95	38.84	0.00	0.00	11.81	119.96	100.00	100.00	-66.55	-67.62
4.2.3.2 Other	2,181.10	21,431.16	2,347.61	23,060.00	1,895.02	19,245.04	-7.09	-7.06	15.10	11.36
5.Construction services	605.55	5,950.00	305.41	3,000.00	696.27	7,071.00	98.27	98.33	-13.03	-15.85
5.1 Construction abroad	605.55	5,950.00	305.41	3,000.00	696.27	7,071.00	98.27	98.33	-13.03	-15.85
5.2 Construction in the compiling economy	0.00	0.00	0.00	0.00	0.00	0.00	0.00	0.00	0.00	0.00
6. Insurance and Pension services	832.49	8,180.00	715.68	7,030.00	216.05	2,194.00	16.32	16.36	285.32	272.84
6.1 Direct Insurance	270.13	2,654.36	648.69	6,371.93	18.10	183.78	-58.36	-58.34	1392.43	1344.28
6.1.1 Life insurance	0.44	4.36	9.36	91.93	-0.02	-0.22	-95.30	-95.26	-2300.00	-2116.20
6.1.2 Freight insurance	3.05	30.00	2.04	20.00	5.22	53.00	49.51	50.00	-41.57	-43.40
6.1.3 Other direct insurance	266.64	2,620.00	637.29	6,260.00	12.90	131.00	-58.16	-58.15	1966.98	1900.00
6.2 Reinsurance	562.36	5,525.65	57.53	565.15	197.87	2,009.44	877.51	877.73	184.21	174.98
6.3 Auxiliary insurance services	0.00	0.00	9.46	92.92	0.08	0.78	-100.00	-100.00	-100.00	-100.00
6.4 Pension and standardized guarantee services	0.00	0.00	0.00	0.00	0.00	0.00	0.00	0.00	0.00	0.00

Contd.

10.22 Exports of Services by Sectors (Detailed) (Monthly)

Description	Rs. in Millions Dollars in Thousands									
	* June, 2015		** May, 2015		June, 2014		% Change in June, 2015 over			
							May, 2015		June, 2014	
	Rs	\$	Rs	\$	Rs	\$	Rs	\$	Rs	\$
7. Financial services	876.26	8610.00	509.02	5000.00	935.45	9500.00	72.15	72.20	-6.33	-9.37
7.1 Explicitly charged and other financial services	876.26	8610.00	509.02	5000.00	935.45	9500.00	72.15	72.20	-6.33	-9.37
7.2 Financial intermediation service charges indirectly measured (FISIM)	0.00	0.00	0.00	0.00	0.00	0.00	0.00	0.00	0.00	0.00
8. Charges for the use of intellectual services	35.62	350.00	-14.25	-140.00	280.83	2852.00	-349.96	-350.00	-87.32	-87.73
9. Telecommunication, Computer and information services	7022.31	69000.00	7024.49	69000.00	6745.43	68504.00	-0.03	0.00	4.10	0.72
9.1 Telecommunications services	2785.52	27370.00	2673.38	26260.00	3831.49	38911.00	4.19	4.23	-27.30	-29.66
9.1.1 Call centres	406.30	3992.22	709.33	6967.63	467.26	4745.26	-42.72	-42.70	-13.05	-15.87
9.1.2 Telecommunication services	2379.22	23377.78	1964.05	19292.37	3364.23	34165.74	21.14	21.18	-29.28	-31.58
9.2 Computer services	4221.52	41480.00	4340.93	42640.00	2910.01	29553.00	-2.75	-2.72	45.07	40.36
9.2.1 Hardware consultancy services	6.69	65.71	14.19	139.41	8.95	90.94	-52.85	-52.86	-25.25	-27.74
9.2.2 Software consultancy services	825.59	8112.13	682.61	6705.09	566.95	5757.75	20.95	20.98	45.62	40.89
9.2.3 Maintenance & repairs of computer	2.96	29.08	3.31	32.53	0.69	7.02	-10.57	-10.62	328.99	314.22
9.2.4 Export / Import of Computer Software	2872.51	28224.84	3103.02	30480.29	1928.09	19580.94	-7.43	-7.40	48.98	44.14
9.2.5 Other Computer services	513.77	5048.24	537.80	5282.68	405.33	4116.35	-4.47	-4.44	26.75	22.64
9.3 Information services	15.27	150.00	10.18	100.00	3.93	40.00	50.00	50.00	288.55	275.00
9.3.1 News agency services	1.95	19.13	1.44	14.18	1.70	17.31	35.42	34.93	14.71	10.51
9.3.2 Other information services	13.32	130.87	8.74	85.82	2.23	22.69	52.40	52.49	497.31	476.75
10. Other business services	10177.46	100000.00	5706.20	56051.23	7598.65	77166.02	78.36	78.41	33.94	29.59
10.1 Research and development services	53.94	530.00	39.70	390.00	55.54	564.00	35.87	35.90	-2.88	-6.03
10.2 Professional and management consulting services	1826.00	17940.00	1346.82	13230.00	2127.76	21606.00	35.58	35.60	-14.18	-16.97
10.2.1 Legal, accounting, management consulting, and public relations	1436.00	14110.00	1118.82	10990.00	1660.76	16866.00	28.35	28.39	-13.53	-16.34
10.2.1.1 Legal services	79.38	780.00	87.55	860.00	67.55	686.00	-9.33	-9.30	17.51	13.70
10.2.1.2 Accounting, auditing, bookkeeping, and tax consulting services	65.13	640.00	128.27	1260.00	43.42	441.00	-49.22	-49.21	50.00	45.12
10.2.1.3 Business and management consulting and public relations services	1291.49	12690.00	903.00	8870.00	1549.79	15739.00	43.02	43.07	-16.67	-19.37
10.2.2 Advertising, market research, and public opinion polling	390.00	3830.00	228.00	2240.00	467.00	4740.00	71.05	70.98	-16.49	-19.20
10.3 Technical, trade-related and other business services	8297.52	81530.00	4319.68	42431.23	5415.35	54996.02	92.09	92.15	53.22	48.25
10.3.1 Architectural, engineering, scientific and other technical services	668.65	6570.00	791.02	7770.00	337.35	3426.00	-15.47	-15.44	98.21	91.77
10.3.2 Waste treatment and de-pollution, agricultural and mining services	2.04	20.00	25.45	250.00	1.48	15.00	-91.98	-92.00	37.84	33.33
10.3.3 Operating leasing services	13.23	130.00	12.22	120.00	6.40	65.00	8.27	8.33	106.72	100.00
10.3.4 Trade-related services	25.48	250.38	6.47	63.57	8.08	82.03	293.82	293.88	215.35	205.24
10.3.5 Other business services n.i.e.	7588.12	74559.62	3484.52	34227.67	5062.04	51407.99	117.77	117.83	49.90	45.04
11. Personal, cultural, and recreational services	58.00	570.00	101.81	1000.00	67.16	682.00	-43.03	-43.00	-13.64	-16.42
11.1 Audiovisual and related services	45.79	450.00	74.32	730.00	36.73	373.00	-38.39	-38.36	24.67	20.64
11.1.1 Audiovisual services	45.84	450.46	73.94	726.25	36.74	373.14	-38.00	-37.98	24.77	20.72
11.1.2 Artistic related services	-0.05	-0.46	0.38	3.75	-0.01	-0.13	-113.16	-112.25	100.00	240.00
11.2 Other personal, cultural, and recreational services	12.21	120.00	27.49	270.00	30.43	309.00	-55.58	-55.56	-59.88	-61.17
12. Government services, n.i.e.	11423.96	112250.00	6528.71	64130.00	6878.08	69851.00	74.98	75.04	66.09	60.70
12.1 Embassies and consulates	3521.33	34600.00	2628.59	25820.00	2038.58	20703.00	33.96	34.00	72.73	67.13
12.2 Military units and agencies	4329.40	42540.00	4.07	40.00	3193.90	32436.00	#####	#####	35.55	31.15
12.3 Other	3573.23	35110.00	3896.05	38270.00	1645.60	16712.00	-8.29	-8.26	117.14	110.09

* Provisional ** Revised

Note: 1. The data are presented as per 6(EBOPS0.002010) classification aligned with MSITS0.00 2010 classification

10.23 Exports of Services by Sectors (Detail) (Cumulative)

Description	Rs. in Millions Dollars in Thousands					
	* July - June 2014-2015		July - June, 2014 2013-2014		% Change in July - June, 2014-2015 over July - June, 2013-2014	
	Rs	\$	Rs	\$	Rs	\$
Services	581,507.26	5,740,746.00	549,781.63	5,344,996.12	5.77	7.40
1.Manufacturing services on physical inputs owned by others	0.00	0.00	0.00	0.00	0.00	0.00
1.1 Goods for processing in reporting economy	0.00	0.00	0.00	0.00	0.00	0.00
1.2 Goods for processing abroad	0.00	0.00	0.00	0.00	0.00	0.00
2.Maintenance and repair services n.i.e.	725.27	7,160.00	591.03	5,746.00	22.71	24.61
3. Transport	119,932.94	1,184,000.00	135,280.01	1,315,197.00	-11.34	-9.98
3.1 Sea transport	19,771.71	195,190.00	25,028.61	243,329.00	-21.00	-19.78
3.1.1 Passenger	0.00	0.00	0.00	0.00	0.00	0.00
3.1.2 Freight	2,007.66	19,820.00	2,477.16	24,083.00	-18.95	-17.70
3.1.3 Other	17,764.05	175,370.00	22,551.45	219,246.00	-21.23	-20.01
3.2 Air transport	98,197.12	969,420.00	109,987.16	1,069,299.00	-10.72	-9.34
3.1.1 Passenger	66,881.86	660,270.00	69,267.70	673,423.00	-3.44	-1.95
3.1.2 Freight	7,103.80	70,130.00	8,492.56	82,565.00	-16.35	-15.06
3.1.3 Other	24,211.46	239,020.00	32,226.90	313,311.00	-24.87	-23.71
3.3 Road transport	441.65	4,360.00	188.44	1,832.00	134.37	137.99
3.3.1 Passenger	0.00	0.00	0.00	0.00	0.00	0.00
3.3.2 Freight	442.66	4,370.00	187.10	1,819.00	136.59	140.24
3.3.3 Other	-1.01	-10.00	1.34	13.00	-175.37	-176.92
3.4 Rail transport	1.01	10.00	32.50	316.00	-96.89	-96.84
3.4.1 Passenger	0.00	0.00	0.00	0.00	0.00	0.00
3.4.2 Freight	0.00	0.00	0.00	0.00	0.00	0.00
3.4.3 Other	1.01	10.00	32.50	316.00	-96.89	-96.84
3.5 Postal and courier services	1,521.45	15,020.00	43.30	421.00	3413.74	3467.70
3.6 Electricity transmission	0.00	0.00	0.00	0.00	0.00	0.00
3.7 Other supporting and auxiliary transport service	0.00	0.00	0.00	0.00	0.00	0.00
4. Travel	30,956.68	305,610.00	29,434.28	286,161.00	5.17	6.80
4.1 Business	1,458.64	14,400.00	733.80	7,134.00	98.78	101.85
border, seasonal, and other short-term workers	0.00	0.00	0.00	0.00	0.00	0.00
4.1.2 Other	1,458.64	14,400.00	733.80	7,134.00	98.78	101.85
4.2 Personal	29,498.04	291,210.00	28,700.48	279,027.00	2.78	4.37
4.2.1 Health-related expenditure	237.03	2,340.00	105.74	1,028.00	124.16	127.63
4.2.2 Education-related expenditure	515.59	5,090.00	353.94	3,441.00	45.67	47.92
4.2.3 Other	28,745.42	283,780.00	28,240.80	274,558.00	1.79	3.36
4.2.3.1 Religious travel	37.54	370.57	12.52	121.71	199.84	204.46
4.2.3.2 Other	28,707.88	283,409.43	28,228.28	274,436.29	1.70	3.27
5.Construction services	4,576.50	45,180.00	3,050.49	29,657.00	50.03	52.34
5.1 Construction abroad	4,576.50	45,180.00	3,050.49	29,657.00	50.03	52.34
5.2 Construction in the compiling economy	0.00	0.00	0.00	0.00	0.00	0.00
6. Insurance and Pension services	6,896.24	68,081.00	9,194.27	89,387.00	-24.99	-23.84
6.1 Direct Insurance	3,478.55	34,340.93	4,426.91	43,038.53	-21.42	-20.21
6.1.1 Life insurance	51.75	510.93	42.33	411.53	22.25	24.16
6.1.2 Freight insurance	47.61	470.00	53.18	517.00	-10.47	-9.09
6.1.3 Other direct insurance	3,379.19	33,360.00	4,331.40	42,110.00	-21.98	-20.78
6.2 Reinsurance	3,372.26	33,291.53	4,754.38	46,222.25	-29.07	-27.98
6.3 Auxiliary insurance services	45.43	448.54	12.98	126.22	250.00	255.35
6.4 Pension and standardized guarantee services	0.00	0.00	0.00	0.00	0.00	0.00

Contd.

10.23 Exports of Services by Sectors (Detail) (Cumulative)

Description	Rs. in Millions Dollars in Thousands					
	* July - June 2014-2015		July - June, 2014 2013-2014		% Change in July - June, 2014-2015 over July - June, 2013-2014	
	Rs	\$	Rs	\$	Rs	\$
7. Financial services	7,415.79	73,210.00	10,726.97	104,288.00	-30.87	-29.80
7.1 Explicitly charged and other financial services	7,415.79	73,210.00	7,318.63	71,152.00	1.33	2.89
7.2 Financial intermediation service charges indirectly measured (FISIM)	0.00	0.00	3,408.34	33,136.00	-100.00	-100.00
8. Charges for the use of intellectual services	541.93	5,350.00	1,325.34	12,885.00	-59.11	-58.48
9. Telecommunication, Computer and information services	84,041.20	829,670.00	83,996.42	816,616.00	0.05	1.60
9.1 Telecommunications services	36,587.65	361,200.00	49,963.62	485,748.00	-26.77	-25.64
9.1.1 Call centres	6,135.08	60,566.67	4,127.29	40,125.63	48.65	50.94
9.1.2 Telecommunication services	30,452.57	300,633.33	45,836.33	445,622.37	-33.56	-32.54
9.2 Computer services	47,324.90	467,200.00	33,938.58	329,952.00	39.44	41.60
9.2.1 Hardware consultancy services	88.79	876.50	140.50	1,365.92	-36.80	-35.83
9.2.2 Software consultancy services	8,266.18	81,605.24	6,563.45	63,810.07	25.94	27.89
9.2.3 Maintenance & repairs of computer	90.09	889.40	32.70	317.95	175.50	179.73
9.2.4 Export / Import of Computer Software	33,163.00	327,391.17	23,155.47	225,118.29	43.22	45.43
9.2.5 Other Computer services	5,716.84	56,437.69	4,046.46	39,339.78	41.28	43.46
9.3 Information services	128.65	1,270.00	94.22	916.00	36.54	38.65
9.3.1 News agency services	55.74	550.25	51.54	501.11	8.15	9.81
9.3.2 Other information services	72.91	719.75	42.68	414.89	70.83	73.48
10. Other business services	84,903.21	838,180.00	79,332.25	771,271.12	7.02	8.68
10.1 Research and development services	844.80	8,340.00	782.24	7,605.00	8.00	9.66
10.2 Professional and management consulting services	20,303.52	200,440.00	18,802.84	182,802.00	7.98	9.65
10.2.1 Legal, accounting, management consulting, and public relations	17,414.59	171,920.00	15,312.73	148,871.00	13.73	15.48
10.2.1.1 Legal services	1,081.83	10,680.00	1,061.09	10,316.00	1.95	3.53
10.2.1.2 Accounting, auditing, bookkeeping, and tax consulting services	817.45	8,070.00	761.67	7,405.00	7.32	8.98
10.2.1.3 Business and management consulting and public relations services	15,515.31	153,170.00	13,489.97	131,150.00	15.01	16.79
10.2.2 Advertising, market research, and public opinion polling	2,888.93	28,520.00	3,490.11	33,931.00	-17.23	-15.95
10.3 Technical, trade-related and other business services	63,754.89	629,400.00	59,747.17	580,864.12	6.71	8.36
10.3.1 Architectural, engineering, scientific and other technical services	4,520.78	44,630.00	3,971.70	38,613.00	13.82	15.58
10.3.2 Waste treatment and de-pollution, agricultural and mining services	89.14	880.00	28.18	274.00	216.32	221.17
10.3.3 Operating leasing services	132.70	1,310.00	25.10	244.00	428.69	436.89
10.3.4 Trade-related services	507.86	5,013.72	457.60	4,448.83	10.98	12.70
10.3.5 Other business services n.i.e.	58,504.41	577,566.28	55,264.59	537,284.29	5.86	7.50
11. Personal, cultural, and recreational services	907.09	8,955.00	926.35	9,006.00	-2.08	-0.57
11.1 Audiovisual and related services	763.25	7,535.00	537.03	5,221.00	42.12	44.32
11.1.1 Audiovisual services	681.33	6,726.26	505.82	4,917.61	34.70	36.78
11.1.2 Artistic related services	81.92	808.74	31.21	303.40	162.48	166.56
11.2 Other personal, cultural, and recreational services	143.84	1,420.00	389.32	3,785.00	-63.05	-62.48
12. Government services, n.i.e.	240,610.41	2,375,350.00	195,924.22	1,904,782.00	22.81	24.70
12.1 Embassies and consulates	33,215.55	327,910.00	39,554.48	384,550.00	-16.03	-14.73
12.2 Military units and agencies	60,869.01	600,910.00	21,564.52	209,651.00	182.26	186.62
12.3 Other	146,525.85	1,446,530.00	134,805.22	1,310,581.00	8.69	10.37

* Provisional ** Revised

Note: 1. The data are presented as per 6(EBOPS0.002010) classification aligned with MSITS0.00 2010 classification

10.24 Imports of Services by Sectors (Detailed) (Monthly)

Description	Rs. in Millions Dollars in Thousands									
	* June, 2015		** May, 2015		June, 2014		% Change in June, 2015 over			
	Rs	\$	Rs	\$	Rs	\$	May, 2015		June, 2014	
	Rs	\$	Rs	\$	Rs	\$	Rs	\$	Rs	\$
Services	88,789.40	872,430.00	64,479.85	633,371.00	67,253.59	683,000.00	37.70	37.74	32.02	27.73
1.Manufacturing services on physical inputs owned by others	0.00	0.00	0.00	0.00	0.00	0.00	0.00	0.00	0.00	0.00
1.1 Goods for processing in reporting economy	0.00	0.00	0.00	0.00	0.00	0.00	0.00	0.00	0.00	0.00
1.2 Goods for processing abroad	0.00	0.00	0.00	0.00	0.00	0.00	0.00	0.00	0.00	0.00
2.Maintenance and repair services n.i.e.	814.18	8,000.00	814.43	8,000.00	206.78	2,100.00	-0.03	0.00	293.74	280.95
3. Transport	32,731.07	321,610.00	30,032.26	295,000.00	31,391.96	318,804.00	8.99	9.02	4.27	0.88
3.1 Sea transport	23,338.48	229,320.00	20,583.81	202,190.00	21,158.00	214,872.00	13.38	13.42	10.31	6.72
3.1.1 Passenger	0.00	0.00	0.00	0.00	0.00	0.00	0.00	0.00	0.00	0.00
3.1.2 Freight	22,385.89	219,960.00	19,328.56	189,860.00	20,159.04	204,727.00	15.82	15.85	11.05	7.44
3.1.3 Other	952.59	9,360.00	1,255.25	12,330.00	998.96	10,145.00	-24.11	-24.09	-4.64	-7.74
3.2 Air transport	8,947.85	87,920.00	9,058.54	88,980.00	9,814.49	99,672.00	-1.22	-1.19	-8.83	-11.79
3.1.1 Passenger	4,067.85	39,970.00	4,069.12	39,970.00	5,170.94	52,514.00	-0.03	0.00	-21.33	-23.89
3.1.2 Freight	2,520.91	24,770.00	2,687.63	26,400.00	1,978.71	20,095.00	-6.20	-6.17	27.40	23.26
3.1.3 Other	2,359.09	23,180.00	2,301.79	22,610.00	2,664.84	27,063.00	2.49	2.52	-11.47	-14.35
3.3 Road transport	209.34	2,057.00	186.20	1,829.00	270.98	2,752.00	12.43	12.47	-22.75	-25.25
3.3.1 Passenger	0.00	0.00	0.00	0.00	0.00	0.00	0.00	0.00	0.00	0.00
3.3.2 Freight	210.36	2,067.00	189.25	1,859.00	222.73	2,262.00	11.15	11.19	-5.55	-8.62
3.3.3 Other	-1.02	-10.00	-3.05	-30.00	48.25	490.00	0.00	0.00	-102.11	-102.04
3.4 Rail transport	113.27	1,113.00	101.91	1,001.00	119.93	1,218.00	11.15	11.19	-5.55	-8.62
3.4.1 Passenger	113.27	1,113.00	101.91	1,001.00	119.93	1,218.00	11.15	11.19	-5.55	-8.62
3.4.2 Freight	0.00	0.00	0.00	0.00	0.00	0.00	0.00	0.00	0.00	0.00
3.4.3 Other	0.00	0.00	0.00	0.00	0.00	0.00	0.00	0.00	0.00	0.00
3.5 Postal and courier services	122.13	1,200.00	101.80	1,000.00	28.56	290.00	19.97	20.00	327.63	313.79
3.6 Electricity transmission	0.00	0.00	0.00	0.00	0.00	0.00	0.00	0.00	0.00	0.00
3.7 Other supporting and auxiliary transport service	0.00	0.00	0.00	0.00	0.00	0.00	0.00	0.00	0.00	0.00
4. Travel	16,282.59	159,990.00	10,502.13	103,160.00	8,545.74	86,787.00	55.04	55.09	90.53	84.35
4.1 Business	858.96	8,440.00	487.64	4,790.00	221.36	2,248.00	76.15	76.20	288.04	275.44
4.1.1 Acquisition of goods and services by border, seasonal, and other short-term workers	0.00	0.00	0.00	0.00	0.00	0.00	0.00	0.00	0.00	0.00
4.1.2 Other	858.96	8,440.00	487.64	4,790.00	221.36	2,248.00	76.15	76.20	288.04	275.44
4.2 Personal	15,423.63	151,550.00	10,014.49	98,370.00	8,324.38	84,539.00	54.01	54.06	85.28	79.27
4.2.1 Health-related expenditure	41.73	410.00	27.49	270.00	24.62	250.00	51.80	51.85	69.50	64.00
4.2.2 Education-related expenditure	2,394.71	23,530.00	1,509.76	14,830.00	2,338.12	23,745.00	58.62	58.66	2.42	-0.91
4.2.3 Other	12,987.19	127,610.00	8,477.24	83,270.00	5,961.64	60,544.00	53.20	53.25	117.85	110.77
4.2.3.1 Religious travel	3,139.50	30,848.25	0.00	0.00	0.00	0.00	100.00	100.00	0.00	0.00
4.2.3.2 Other	9,847.69	96,761.75	8,477.24	83,270.00	5,961.64	60,544.00	16.17	16.20	65.18	59.82
5.Construction services	6.11	60.00	0.00	0.00	196.44	1,995.00	0.00	0.00	-96.89	-96.99
5.1 Construction abroad	0.00	0.00	0.00	0.00	0.00	0.00	0.00	0.00	0.00	0.00
5.2 Construction in the compiling economy	6.11	60.00	0.00	0.00	196.44	1,995.00	100.00	100.00	-96.89	-96.99
6. Insurance and Pension services	1,618.18	15,900.00	1,957.69	19,230.00	1,296.53	13,167.00	-17.34	-17.32	24.81	20.76
6.1 Direct Insurance	653.37	6,419.98	461.27	4,530.97	655.20	6,653.94	41.65	41.69	-0.28	-3.52
6.1.1 Life insurance	-11.20	-110.02	-1.94	-19.03	-0.01	-0.06	477.32	478.13	111900.00	196360.71
6.1.2 Freight insurance	630.99	6,200.00	442.85	4,350.00	597.31	6,066.00	42.48	42.53	5.64	2.21
6.1.3 Other direct insurance	33.58	330.00	20.36	200.00	57.90	588.00	64.93	65.00	-42.00	-43.88
6.2 Reinsurance	963.54	9,467.54	1,493.06	14,666.03	635.47	6,453.58	-35.47	-35.45	51.63	46.70
6.3 Auxiliary insurance services	1.27	12.48	3.36	33.00	5.86	59.48	-62.20	-62.19	-78.33	-79.03
6.4 Pension and standardized guarantee services	0.00	0.00	0.00	0.00	0.00	0.00	0.00	0.00	0.00	0.00

Contd.

10.24 Imports of Services by Sectors (Detailed) (Monthly)

Description	Rs. in Millions Dollars in Thousands									
	* June, 2015		** May, 2015		June, 2014		% Change in June, 2015 over			
							May, 2015		June, 2014	
	Rs	\$	Rs	\$	Rs	\$	Rs	\$	Rs	\$
7. Financial services	2,996.18	29,440.00	1,399.81	13,750.00	981.82	9,971.00	114.04	114.11	205.17	195.26
7.1 Explicitly charged and other financial services	2,996.18	29,440.00	1,399.81	13,750.00	981.82	9,971.00	114.04	114.11	205.17	195.26
7.2 Financial intermediation service charges indirectly measured (FISIM)	0.00	0.00	0.00	0.00	0.00	0.00	0.00	0.00	0.00	0.00
8. Charges for the use of intellectual services	1,730.13	17,000.00	1,980.09	19,450.00	2,755.43	27,983.00	-12.62	-12.60	-37.21	-39.25
9. Telecommunication, Computer and information services	3,284.20	32,270.00	2,348.62	23,070.00	3,743.57	38,018.00	39.84	39.88	-12.27	-15.12
9.1 Telecommunications services	1,525.57	14,990.00	1,205.36	11,840.00	2,012.59	20,439.00	26.57	26.60	-24.20	-26.66
9.1.1 Call centres	0.00	0.00	0.00	0.00	0.00	0.00	0.00	0.00	0.00	0.00
9.1.2 Telecommunication services	1,525.57	14,990.00	1,205.36	11,840.00	2,012.59	20,439.00	26.57	26.60	-24.20	-26.66
9.2 Computer services	1,515.40	14,890.00	1,013.97	9,960.00	1,580.81	16,054.00	49.45	49.50	-4.14	-7.25
9.2.1 Hardware consultancy services	19.32	189.81	1.37	13.46	0.00	0.00	1310.22	1310.36	100.00	100.00
9.2.2 Software consultancy services	678.38	6,665.64	608.43	5,976.49	1,287.24	13,072.65	11.50	11.53	-47.30	-49.01
9.2.3 Maintenance & repairs of computer	57.11	561.16	80.37	789.44	40.89	415.22	-28.94	-28.92	39.67	35.15
9.2.4 Export / Import of Computer Software	523.39	5,142.75	253.71	2,492.11	145.87	1,481.43	106.29	106.36	258.81	247.15
9.2.5 Other Computer services	237.20	2,330.65	70.09	688.50	106.81	1,084.70	238.42	238.51	122.08	114.86
9.3 Information services	243.23	2,390.00	129.29	1,270.00	150.17	1,525.00	88.13	88.19	61.97	56.72
9.3.1 News agency services	210.66	2,069.94	117.87	1,157.85	85.97	873.06	78.72	78.78	145.04	137.09
9.3.2 Other information services	32.57	320.06	11.42	112.15	64.20	651.94	185.20	185.37	-49.27	-50.91
10. Other business services	15,895.84	156,190.00	12,605.39	123,820.00	12,987.62	131,897.00	26.10	26.14	22.39	18.42
10.1 Research and development services	14.25	140.00	3.05	30.00	18.02	183.00	367.21	366.67	-20.92	-23.50
10.2 Professional and management consulting services	485.45	4,770.00	356.31	3,500.00	641.81	6,518.00	36.24	36.29	-24.36	-26.82
10.2.1 Legal, accounting, management consulting, and public relations	224.92	2,210.00	149.65	1,470.00	392.20	3,983.00	50.30	50.34	-42.65	-44.51
10.2.1.1 Legal services	26.46	260.00	13.23	130.00	95.61	971.00	100.00	100.00	-72.33	-73.22
10.2.1.2 Accounting, auditing, bookkeeping, and tax consulting services	6.11	60.00	11.20	110.00	3.35	34.00	-45.45	-45.45	82.39	76.47
10.2.1.3 Business and management consulting and public relations services	192.35	1,890.00	125.22	1,230.00	293.24	2,978.00	53.61	53.66	-34.41	-36.53
10.2.2 Advertising, market research, and public opinion polling	260.54	2,560.00	206.66	2,030.00	249.62	2,535.00	26.07	26.11	4.37	0.99
10.3 Technical, trade-related and other business services	15,396.14	151,280.00	12,246.03	120,290.00	12,327.79	125,196.00	25.72	25.76	24.89	20.83
10.3.1 Architectural, engineering, scientific and other technical services	1,287.42	12,650.00	2,328.26	22,870.00	2,156.64	21,902.00	-44.70	-44.69	-40.30	-42.24
10.3.2 Waste treatment and de-pollution, agricultural and mining services	0.00	0.00	0.00	0.00	4.63	47.00	0.00	0.00	0.00	0.00
10.3.3 Operating leasing services	1,140.87	11,210.00	1,106.61	10,870.00	1,073.60	10,903.00	3.10	3.13	6.27	2.82
10.3.4 Trade-related services	10.11	99.37	7.48	73.43	1.64	16.65	35.16	35.33	516.46	496.99
10.3.5 Other business services n.i.e.	12,957.74	127,320.63	8,803.68	86,476.57	9,091.28	92,327.36	47.19	47.23	42.53	37.90
11. Personal, cultural, and recreational services	101.77	1,000.00	103.95	1,021.00	134.80	1,369.00	-2.10	-2.06	-24.50	-26.95
11.1 Audiovisual and related services	74.29	730.00	86.64	851.00	118.16	1,200.00	-14.25	-14.22	-37.13	-39.17
11.1.1 Audiovisual services	74.32	730.31	86.60	850.65	78.78	800.06	-14.18	-14.15	-5.66	-8.72
11.1.2 Artistic related services	-0.03	-0.30	0.04	0.35	39.38	399.94	-175.00	-186.65	-100.08	-100.08
11.2 Other personal, cultural, and recreational services	27.48	270.00	17.31	170.00	16.64	169.00	58.75	58.82	65.14	59.76
12. Government services, n.i.e.	13,329.15	130,970.00	2,735.48	26,870.00	5,012.90	50,909.00	387.27	387.42	165.90	157.26
12.1 Embassies and consulates	878.30	8,630.00	905.04	8,890.00	1,626.79	16,521.00	-2.95	-2.92	-46.01	-47.76
12.2 Military units and agencies	19.34	190.00	18.32	180.00	0.00	0.00	5.57	5.56	100.00	100.00
12.3 Other	12,431.51	122,150.00	1,812.12	17,800.00	3,386.11	34,388.00	586.02	586.24	267.13	255.21

* Provisional ** Revised

Note: 1. The data are presented as per 6(EBOPS0.002010) classification aligned with MSITS0.00 2010 classification

10.25 Imports of Services by Sectors (Detail) (Cumulative)

Description	Rs. in Millions Dollars in Thousands					
	* July - June 2014-2015		July - June, 2014 2013-2014		% Change in July - June, 2014-2015 over July - June, 2013-2014	
	Rs	\$	Rs	\$	Rs	\$
Services	836,523.38	8,258,312.00	822,315.56	7,994,580.00	1.73	3.30
1.Manufacturing services on physical inputs owned by others	0.00	0.00	0.00	0.00	0.00	0.00
1.1 Goods for processing in reporting economy	0.00	0.00	0.00	0.00	0.00	0.00
1.2 Goods for processing abroad	0.00	0.00	0.00	0.00	0.00	0.00
2.Maintenance and repair services n.i.e.	7,556.59	74,600.00	10,391.34	101,025.00	-27.28	-26.16
3. Transport	381,454.03	3,765,784.00	398,451.90	3,873,763.00	-4.27	-2.79
3.1 Sea transport	260,168.39	2,568,430.00	259,096.39	2,518,944.00	0.41	1.96
3.1.1 Passenger	0.00	0.00	0.00	0.00	0.00	0.00
3.1.2 Freight	244,203.33	2,410,820.00	245,102.10	2,382,891.00	-0.37	1.17
3.1.3 Other	15,965.06	157,610.00	13,994.29	136,053.00	14.08	15.84
3.2 Air transport	115,645.15	1,141,670.00	134,992.32	1,312,400.00	-14.33	-13.01
3.1.1 Passenger	64,756.70	639,290.00	80,728.47	784,845.00	-19.78	-18.55
3.1.2 Freight	28,133.60	277,740.00	25,167.37	244,678.00	11.79	13.51
3.1.3 Other	22,754.85	224,640.00	29,096.48	282,877.00	-21.80	-20.59
3.3 Road transport	2,888.11	28,512.00	2,438.79	23,710.00	18.42	20.25
3.3.1 Passenger	405.18	4,000.00	0.00	0.00	100.00	100.00
3.3.2 Freight	2,410.00	23,792.00	2,210.24	21,488.00	9.04	10.72
3.3.3 Other	72.93	720.00	228.55	2,222.00	-68.09	-67.60
3.4 Rail transport	1,297.79	12,812.00	1,190.29	11,572.00	9.03	10.72
3.4.1 Passenger	1,297.79	12,812.00	1,190.29	11,572.00	9.03	10.72
3.4.2 Freight	0.00	0.00	0.00	0.00	0.00	0.00
3.4.3 Other	0.00	0.00	0.00	0.00	0.00	0.00
3.5 Postal and courier services	1,454.59	14,360.00	734.11	7,137.00	98.14	101.20
3.6 Electricity transmission	0.00	0.00	0.00	0.00	0.00	0.00
3.7 Other supporting and auxiliary transport service	0.00	0.00	0.00	0.00	0.00	0.00
4. Travel	138,282.48	1,365,150.00	110,354.16	1,072,867.00	25.31	27.24
4.1 Business	3,655.73	36,090.00	3,813.81	37,078.00	-4.14	-2.66
4.1.1 Acquisition of goods and services by border, seasonal, and other short-term workers	0.00	0.00	0.00	0.00	0.00	0.00
4.1.2 Other	3,655.73	36,090.00	3,813.81	37,078.00	-4.14	-2.66
4.2 Personal	134,626.75	1,329,060.00	106,540.35	1,035,789.00	26.36	28.31
4.2.1 Health-related expenditure	317.05	3,130.00	181.75	1,767.00	74.44	77.14
4.2.2 Education-related expenditure	18,116.56	178,850.00	17,097.96	166,227.00	5.96	7.59
4.2.3 Other	116,193.14	1,147,080.00	89,260.64	867,795.00	30.17	32.18
4.2.3.1 Religious travel	7,561.74	74,650.91	3.82	37.10	197851.31	201109.95
4.2.3.2 Other	108,631.40	1,072,429.10	89,256.82	867,757.90	21.71	23.59
5.Construction services	452.79	4,470.00	4,188.63	40,722.00	-89.19	-89.02
5.1 Construction abroad	0.00	0.00	0.00	0.00	0.00	0.00
5.2 Construction in the compiling economy	452.79	4,470.00	4,188.63	40,722.00	-89.19	-89.02
6. Insurance and Pension services	26,462.94	261,247.00	23,080.05	224,385.00	14.66	16.43
6.1 Direct Insurance	9,382.42	92,625.00	9,479.75	92,162.39	-1.03	0.50
6.1.1 Life insurance	-12.97	-128.01	8.89	86.39	-245.89	-248.17
6.1.2 Freight insurance	6,460.58	63,780.00	6,348.16	61,717.00	1.77	3.34
6.1.3 Other direct insurance	2,934.81	28,973.00	3,122.70	30,359.00	-6.02	-4.57
6.2 Reinsurance	16,475.78	162,651.92	12,962.53	126,022.17	27.10	29.07
6.3 Auxiliary insurance services	604.74	5,970.09	637.77	6,200.44	-5.18	-3.72
6.4 Pension and standardized guarantee services	0.00	0.00	0.00	0.00	0.00	0.00

Contd.

10.25 Imports of Services by Sectors (Detail) (Cumulative)

Description	Rs. in Millions Dollars in Thousands					
	* July - June 2014-2015		July - June, 2014 2013-2014		% Change in July - June, 2014-2015 over July - June, 2013-2014	
	Rs	\$	Rs	\$	Rs	\$
7. Financial services	22,908.81	226,160.00	20,860.86	202,810.00	9.82	11.51
7.1 Explicitly charged and other financial services	22,908.81	226,160.00	18,744.43	182,234.00	22.22	24.10
7.2 Financial intermediation service charges indirectly measured (FISIM)	0.00	0.00	2,116.43	20,576.00	-100.00	-100.00
8. Charges for the use of intellectual services	16,150.43	159,440.00	16,174.29	157,247.00	-0.15	1.39
9. Telecommunication, Computer and information services	40,604.99	400,860.00	35,749.93	347,562.00	13.58	15.33
9.1 Telecommunications services	22,448.93	221,620.00	17,318.91	168,375.00	29.62	31.62
9.1.1 Call centres	2.12	20.97	0.08	0.74	2550.00	2733.11
9.1.2 Telecommunication services	22,446.81	221,599.04	17,318.83	168,374.26	29.61	31.61
9.2 Computer services	16,054.20	158,490.00	16,488.22	160,299.00	-2.63	-1.13
9.2.1 Hardware consultancy services	58.28	575.38	146.72	1,426.45	-60.28	-59.66
9.2.2 Software consultancy services	11,427.36	112,812.97	12,510.59	121,628.35	-8.66	-7.25
9.2.3 Maintenance & repairs of computer	867.18	8,561.00	666.74	6,482.04	30.06	32.07
9.2.4 Export / Import of Computer Software	1,925.92	19,013.00	1,849.90	17,984.79	4.11	5.72
9.2.5 Other Computer services	1,775.46	17,527.66	1,314.27	12,777.37	35.09	37.18
9.3 Information services	2,101.86	20,750.00	1,942.80	18,888.00	8.19	9.86
9.3.1 News agency services	1,671.50	16,501.40	1,006.10	9,781.39	66.14	68.70
9.3.2 Other information services	430.36	4,248.61	936.70	9,106.61	-54.06	-53.35
10. Other business services	142,635.02	1,408,119.00	155,512.10	1,511,894.00	-8.28	-6.86
10.1 Research and development services	127.63	1,260.00	145.13	1,411.00	-12.06	-10.70
10.2 Professional and management consulting services	10,843.60	107,050.00	7,919.95	76,998.00	36.92	39.03
10.2.1 Legal, accounting, management consulting, and public relations	7,208.12	71,160.00	3,837.47	37,308.00	87.84	90.74
10.2.1.1 Legal services	1,754.42	17,320.00	1,097.51	10,670.00	59.85	62.32
10.2.1.2 Accounting, auditing, bookkeeping, and tax consulting services	200.56	1,980.00	120.04	1,167.00	67.08	69.67
10.2.1.3 Business and management consulting and public relations services	5,253.14	51,860.00	2,619.92	25,471.00	100.51	103.60
10.2.2 Advertising, market research, and public opinion polling	3,635.47	35,890.00	4,082.48	39,690.00	-10.95	-9.57
10.3 Technical, trade-related and other business services	131,663.79	1,299,809.00	147,447.02	1,433,485.00	-10.70	-9.33
10.3.1 Architectural, engineering, scientific and other technical services	13,614.01	134,400.00	30,425.73	295,800.00	-55.25	-54.56
10.3.2 Waste treatment and de-pollution, agricultural and mining services	1,366.47	13,490.00	174.04	1,692.00	685.15	697.28
10.3.3 Operating leasing services	12,006.46	118,530.00	11,113.00	108,041.00	8.04	9.71
10.3.4 Trade-related services	467.89	4,619.07	81.34	790.76	475.23	484.13
10.3.5 Other business services n.i.e.	104,208.96	1,028,769.93	105,652.91	1,027,161.24	-1.37	0.16
11. Personal, cultural, and recreational services	971.62	9,592.00	711.17	6,914.00	36.62	38.73
11.1 Audiovisual and related services	798.20	7,880.00	418.84	4,072.00	90.57	93.52
11.1.1 Audiovisual services	696.29	6,873.92	336.08	3,267.39	107.18	110.38
11.1.2 Artistic related services	101.91	1,006.08	82.76	804.62	23.14	25.04
11.2 Other personal, cultural, and recreational services	173.42	1,712.00	292.33	2,842.00	-40.68	-39.76
12. Government services, n.i.e.	59,043.68	582,890.00	46,841.13	455,391.00	26.05	28.00
12.1 Embassies and consulates	15,657.12	154,570.00	17,984.82	174,849.00	-12.94	-11.60
12.2 Military units and agencies	218.80	2,160.00	338.72	3,293.00	-35.40	-34.41
12.3 Other	43,167.76	426,160.00	28,517.59	277,249.00	51.37	53.71

* Provisional ** Revised

Note: 1. The data are presented as per 6(EBOPS0.002010) classification aligned with MSITS0.00 2010 classification

REGIONAL AND FIELD OFFICES OF PAKISTAN BUREAU OF STATISTICS

PUNJAB

Chief Statistical Officer,
Regional Office,
Pakistan Bureau of Statistics,
Gul Plaza, (1st & 2nd Floor),
I.J. Principal Road,
Near Pindora Chungi,
Rawalpindi
Phone: 051- 4411528)
Fax 051 - 4410474

Statistical Officer (I/C),
Regional Office,
Pakistan Bureau of Statistics,
USAID Building,
Gurumangat Road,
Gulberg-III,
Lahore.
Phone & Fax:042-99263266
Email:lhrfbs@lhr.comsats.net.pk

Statistical Officer (I/C),
Regional Office,
Pakistan Bureau of Statistics,
House # 20, Block-T,
New Multan Colony, Rahim Chowk,
Masoom Shah Road,
Multan.
Phone & Fax:061-9220177
E-mail:muxfbs@brain.net.pk

Chief Statistical Officer,
Regional Office,
Pakistan Bureau of Statistics,
51-A, Satellite Town,
Gujranwala.
Phone & Fax: 055-9200418

Chief Statistical Officer,
Regional Office,
Pakistan Bureau of Statistics,
House # 04, Rehman Town,
Satyana Road,
Faisalabad.
Phone & Fax: 041-9220049
E-mail:fsdfbs@fsd.comsats.net.pk

Chief Statistical Officer,
Regional Office,
Pakistan Bureau of Statistics,
House # 5, (GF & FF),
Azaz Park, Session Road
Sargodha
Phone:048-9230411

Chief Statistical Officer,
Regional Office,
Pakistan Bureau of Statistics,
House # 25/B.K.,
Satellite Town,
Bahawalpur.
Phone & Fax: 062-9250026

Statistical Officer(I/C),
Field Office,
Pakistan Bureau of Statistics,
Capital Road,
Near Masjid Abdur Rashid
Jinnah Town,
Sialkot.
Phone & Fax: 052 - 4262644
E-mail:sktfbs@skt.comsats.net.pk

Statistical Officer(I/C),
Field Office,
Pakistan Bureau of Statistics,
Building # 09-D-3(X)
Amar Colony,
Jhang Saddar.
Phone & Fax: 047-9200194

Statistical Officer(I/C),
Field Office.
Pakistan Bureau of Statistics,
House at Khasra #51/11/1/3/2
(G.F), Chak#9/W.B.(Behind
Cooperative Workshop),
Burawala Road,
Vehari.
Phone & Fax: 067-3364219

Statistical Officer (I/C),
Field Office,
Pakistan Bureau of Statistics,
House # 213/ D,
Mohallah Mir Abdullah Khan Rokri,
Mianwali.
Phone: 045-9231626
Fax: 045-9233700

Statistical Officer (I/C),
Field Office,
Pakistan Bureau of Statistics
House # H 224-c, Ground Floor
Street # 4, Khyaban-e-Sarwar,
Dera Ghazi Khan.
Phone: 064-2401850

Statistical Officer(I/C),
Field Office,
Pakistan Bureau of Statistics,
House # 7, (G.F.), Street #1,
Azam Town, Mud Darbari,
Rahim Yar Khan.
Phone & Fax: 068-5871754

Statistical Officer (I/C),
Field Office,
Pakistan Bureau of Statistics,
House # 43 B-7, Gulistan Colony,
Near Govt. Girls College
Sahiwal.
Phone: 040-9200242

Statistical Officer(I/C),
Field Office,
Pakistan Bureau of Statistics,
Building # 192, Khan Baba Road,
Bahawalnagar.
Phone & Fax: 063-9240049

SINDH:

Chief Statistical Officer,
Regional Office,
Pakistan Bureau of Statistics,
1-B, S.M.C.H. Society
Karachi.
Phone & Fax: 021- 34557933
Email:khifbs@khi.comsats.net.pk

Chief Statistical Officer,
Regional Office,
Pakistan Bureau of Statistics,
Bungalow # A-46, G.O.R. Colony,
Unit # 1, Latifabad,
Hyderabad.
Fax & Phone: 022-9200641

Chief Statistical Officer,
Regional Office,
Pakistan Bureau of Statistics,
Bungalow # 10-A,
Professor Housing Society,
Shikarpur Road,
Sukkur.
Phone & Fax: 071-5807132

Chief Statistical Officer,
Regional Office,
Pakistan Bureau of Statistics,
Building # 45/17, Ward "C",
Near Shah Latif Market,
Lohari Mohallah,
Larkana.
(Phone: 074-9410010)
Fax:074-4054438

Statistical Officer(I/C),
Field Office,
Pakistan Bureau of Statistics,
House # 180,
Um-e-Hain, Near satari
Cotton Factory, Ring Road
Mirpur Khas.
Phone & Fax: -0233-923096

Statistical Officer(I/C),
Field Office,
Pakistan Bureau of Statistics,
House # 68, Mubariak Colony,
Jam sahib Road,
Nawabshah.
Phone & Fax: 0244-9370311

Statistical Officer(I/C),
Field Office,
Pakistan Bureau of Statistics,
House # 199 Marakhpur,
Opp. DHO Office,
Sehwan Road, Dadu Town,
Dadu.
Phone & Fax: 025-9200345

Statistical Officer(I/C),
Field Office,
Pakistan Bureau of Statistics,
House # 292-I, 1st Family line,
Shah Abdul Latif Road,
Near Rifil Naka,
Jacobabad.
Phone : 0722-653403

KHYBER PAKHTOON KHWA

Chief Statistical Officer,
Regional Office,
Pakistan Bureau of Statistics,
State Life Insurance Building,
2nd Floor, 34-The Mall,
Peshawar Cantt.
Phone: 091-9213097
Fax – 091-9213098
E-mail:pshfbs@pes.comsats.net.pk

Chief Statistical Officer,
Regional Office,
Pakistan Bureau of Statistics,
Building #558-D,
Mohallah Ghazni Khel,
Bannu.
Phone & Fax: 0928-9270191

Statistical Officer (I/C),
Regional Office,
Pakistan Bureau of Statistics,
Shams-ur-Rehman Building,
Near Nadra Office, Rahimabad,
G.T. Road,
Mingora/Swat.
Phone: 0946-9240283

Chief Statistical Officer,
Regional Office,
Pakistan Bureau of Statistics,
Bungalow # 896, Mansehra Road,
Post office Jhangi,
Abbottabad.
Phone & Fax: 0992-9310231

Chief Statistical Officer,
Regional Office,
Pakistan Bureau of Statistics,
House # A-3,
Shah Jhan Sheed Town,
Near Coach Adda of Bannu
Dera Ismail Khan.
Phone:0966-9280279

BALOCHISTAN:

Chief Statistical Officer,
Regional Office,
Pakistan Bureau of Statistics,
Chandio House No.2,
Arbab Karam Khan Road,
Near Elementary College,
Quetta.
Phone: 081-9239804
Fax:081-2471126

Statistical Officer(I/C),
Field Office,
Pakistan Bureau of Statistics,
Dak Khana Road, Near Civil Hospital,
Singani Sar,
Turbat.
Phone: 0852-412267
Fax:0852-413383

Statistical Officer (I/C),
Field Office,
Pakistan Bureau of Statistics,
Haroon Market,
Opp:Girls High School,
Hospital Road,
Khuzdar.
Phone & Fax: 0848-412760

Statistical Officer (I/C),
Field Office,
Pakistan Bureau of Statistics,
Building # 2-II/E,
Hazara Mohallah,
Loralai.
Phone & Fax: 0824-660560

NORTHERN AREAS:

Statistical Officer (I/C),
Field Office,
Pakistan Bureau of Statistics,
Madina Supper Market,
Near Taj Hotel,
Gilgit.
Phone & Fax: 05811-920762

AZAD KASHMIR:

Chief Statistical officer,
Regional Office,
Pakistan Bureau of Statistics,
Street # 13, D-38,
Upper Chattar Housing Scheme
Muzaffarabad.
Phone & Fax: 05822-921113

SYMBOLS, ABBREVIATIONS AND CONVERSION

<p>E Estimated P/* Provisional, Preliminary R/r Revised - Nil .. Negligible ... Not available % Percentage Admn Administration ALOOCHA A kind of fruit ARVI A type of root vegetable AV. Average BABUL A kind of fire wood BBLs. Barrels BIRYANI A dish of rice prepared BOT. Bottle CAP. Capsule CFT. Cubic feet CH. Charge CHAPATI A kind of bread CIG. Cigarette Comm. Communication CRT. Carton / Crate CUM./CM. Cubic meter DESI. Indigenous Distt. Distribution DOZ Dozen ENG. English EX. Exercise GLS. Glass GM. Gram H.OP. Hand operated HP. Horse power INJ. Injection KHADDI Hand-loom KIKAR A kind of fire wood KG. Kilogram KM. Kilometer KORMA A variety of meat curry KWH. Kilowatt / hour LB. Pound</p>	<p>LTR. Litre LUNGI A kind of cloth MALTA & MOSAMBI A variety of Orange MED. Medium MG. Milligram MMCFT. Million cubic feet MN. Million M/o. Ministry of MTR. Meter MT. Metric Ton ML. Milliliter NES. Not else where specified NO. Number NR. Not reported N.S. Not specified PKT. Packet PC. Piece QLTY. Quality QTY. Quantity RASGULLA A form of sweetmeat R.P.M. Revolution per minute RS. Rupees SAMOSA A form of patty SHAL. Shalwar SHEESHAM A variety of sup. Qty. Wood. Sq. Square SQM. Square meter SUP. Superior STND. Standard SQFT. Square feet SYN. Synthetic THNO. Thousand number TAB. Table TANDOORI Oven-Baked TKT. Ticket TL. Tube light TOTA. Broken rice UNI. Uniform Urd. Urdu VEG. Vegetable W. Watt</p>	<p>One Metric Ton 2004 Lbs. 1000 Kgs One Ton 1.0160 M.Tons (2240 Lbs.) 27.22 Maunds 1016.04 Kgs. 1.0610 M. Tons 20 Hundred weight One Pound 0.4536 Kg. 16 Oz. 0.4861 Seer One Ounce 28.35 Gms. One Kilogram 2.2046 Lbs. 0.0197 Hundred weight 0.0268 Maund 1.0717 Seers One Hundred weight (112 Lbs.) 50.8932 Kgs. 1.3610 Maunds One Gram 0.0857 Tola One Tonne 0.9842 Long Ton 1.1023 Short Ton One Bale (Cotton) 170.0971 Kilograms (375 Lbs.) 4.5571 Maunds</p>
LIQUID		
<p>One Imperial (Gallon) 4.5435 Ltrs. One Litre 0.2199 Imperial Gallon</p>		
LENGTH		
<p>One Mile 1.6093 Kms. 1760 Yards One Yard 0.9144 Meter One Foot 0.3048 Meter One Kilometer 0.6214 mile One Meter 1.0936 Yards One Square Mile 2.5899 Sq. Kilometer 640 Acres 258.9984 Hectares One Acre .4074 Hectare 4840 Sq. Yards. One Square Kilometer 0.3861 Sq. Mile 100 Hectares One Hectare 2.4711 Acres One Square Yards 0.8361 Sq. meter. One Cubic Meter 35.3147 Cubic feet</p>		

SELECTED PUBLICATIONS OF PAKISTAN BUREAU OF STATISTICS

01. **Monthly Bulletin of Statistics**
 02. **Review of Foreign Trade**
 03. **Pakistan Statistical Pocket Book**
 04. **Pakistan Statistical Yearbook**
 05. **Foreign Trade Statistics of Pakistan Imports (two volumes)**
 06. **Foreign Trade Statistics of Pakistan Exports (one volume)**
 07. **Labour Force Survey**
 08. **Brochure of National Accounts**
 09. **Pakistan Demographic Survey**
 10. **Census of Manufacturing Industries**
 11. **Survey of Small Household Manufacturing Industries**
 12. **Rent Survey of Dwellings**
 13. **Socio Economic Indicators at District Level
(Punjab, Sindh, Khyber Pakhtoon Khwa & Balochistan)**
 14. **Census of Private Educational Institutions in Pakistan**
 15. **Census of Software Industry and related services of Pakistan**
 16. **Supply & Use Table of Pakistan**
 17. **Mechanized Road Transport Survey**
 18. **Survey of Private Recreational, Cultural & Entertainment Services**
 19. **Survey of Private Laundry, Dry Cleaning & Dyeing Services**
 20. **Survey of Private Medical, Dental & Other Health Services**
 21. **Survey of Private Educational Services**
 22. **Pakistan, 2000 – An Official Hand Book on Statistics**
 23. **50 Years of Pakistan in Statistics (Four Volumes)**
 24. **Pakistan Social & Living Standard Measurement Survey National/Provincial**
 25. **Household Integrated Economic Survey (HIES) National/Provincial**
-

**SALE CENTERS WHERE PAKISTAN BUREAU OF STATISTICS
PUBLICATIONS ARE AVAILABLE**

ISLAMABAD

6 – Mauve Area, G-8/4.
Taleemi Chowk
Phone # 051 - 926 11 25
051 - 226 13 72

RAWALPINDI

NBF Book Shop
178-B, Sarwar Road,
Rawalpindi Cantt.
Phone # 051 – 927 25 30

WAH CANTT

NBF Book Shop
Central Library Premises
Phone # 051- 931 40 04

LAHORE

NBF Book Shop
56/57 Shadman Colony,
Shadman Market,
Phone # 042 – 755 01 61 &
753 03 29
Fax # 042 – 758 77 35

FAISALABAD

NBF Book Shop
Shop No.10,
Hashmi Hall Shopping Centre,
University of Agriculture,
Phone # 041 – 264 81 79

MULTAN

NBF Book Shop
Plot # 4-5-6, M.D.A. Road,
Near Multan Art Council
Phone # 061 – 920 12 81

BAHAWALPUR

NBF Book Shop
Quaid-e-Azam Medical College,
Near Library.
Cell # 0301 – 724 76 13

PESHAWAR

NBF Book Shop
Phase-V, Sector B-2,
Plot No.36-37,
Hayatabad.
Phone # 091 – 589 27 44
921 72 73
Fax # 091 921 72 73

NBF Book Shop

48/D, F-6, Jamrud Road,
University Town,
Phone # 091 – 921 69 03
Fax # 091 – 921 69 04

BANNU

Old Municipal Library Premises,
Near to Qazi Muhib Stadium,
Cell # 0346 – 915 50 18

KOHAT

3rd Block, 1st Floor,
Distt. Govt. Complex

D.I. KHAN

NBF Book Shop
C/o. Executive Distt. Officer,
Literacy, Sports and Education,
Phone # 0961 – 928 01 29

ABBOTABAD

Public Library
1st Floor, Jalal Baba Auditorium,
Phone # 0992 – 931 02 91

KARACHI

National Book Foundation
(Regional Office)
Liaquat Memorial Library Premises,
Ground Floor, Stadium Road,
Phone # 021– 923 18 06 & 923 10 88
Fax # 923 10 89

HYDERABAD

NBF Book Shop
GOR Colony,
C-22, Latifabad No.1,
Phone # 022 – 931 08 92

JAMSHORO

Shop No.14, Liaquat University of
Medical & Health Science

NAWABSHAH

M.H. Khawaja DC High School,
Opp. NMC Hospital Road
Cell # 0301 – 389 58 46

SUKKUR

Public Library
Old Sukkur,
Phone # 071 – 562 51 03

LARKANA

NBF Book Shop
Chandka Medical College
Main Gate
Phone # 0741-941 02 29

JACOBABAD

Red Crescent Building,
Near T.B. Hospital
Phone # 0722 – 65 08 17

QUETTA

NBF Book Shop
3-7/5, Faiz Muhammad Road,
Phone # 081 - 920 15 70
Fax # 081 - 920 18 69

**PUBLISHED ON BEHALF OF NATIONAL BOOK FOUNDATION
PRINTED AT REPRODUCTION & PRINTING UNIT, PBS, KARACHI**