



MONTHLY BULLETIN OF STATISTICS 2019

January

Government of Pakistan
Ministry of Planning Development & Reform
Pakistan Bureau of Statistics



PBS-22(01/2019) Vol. 67
100



MONTHLY BULLETIN OF STATISTICS 2019

January

**Government of Pakistan
Ministry of Planning Development & Reform
Pakistan Bureau of Statistics**

Price Rs. 600.00

MR. ZAFAR HASAN
Secretary

Government of Pakistan
Ministry of Planning
Development & Reform

'P' Block,
Pakistan Secretariat,
Islamabad.

Tel : 051-9212831 - 9206444
Fax: 051-9202704
E-mail: secretary@pc.gov.pk

MR. MOHAMMAD SARWAR GONDAL
Member (Resource Management)

Government of Pakistan
Pakistan Bureau of Statistics

Statistics House
21-Mauve Area
G-9/1
Islamabad.

Tel : 051-9106652
Fax: 051-9106518
E-mail: member_ss@pbs.gov.pk

P R E F A C E

The Bulletin of Statistics, Monthly Publication of the Pakistan Bureau of Statistics provide important statistics in respect of social, economic and financial sectors of the economy at aggregate as well as sectoral levels. The Bulletin contains data relating to Population, National Accounts, Agriculture, Manufacturing, Prices, Balance of Payments, Public Finance, Education, Energy & Mining, Foreign Economic Assistance, Foreign Trade, Health, Insurance, Labour, Transport & Communication, Social & Culture ect. It also provides different types of indices on agriculture, manufacturing, prices, trade and labour productivity. Charts and graphs have also been provided to selected tables to make the data readily intelligible.

2. The Bulletin contains data on monthly and in some instances on annual basis. The annual data series are on fiscal year basis i.e. from July to June unless otherwise specified. Monthly data series of trade and industry are published with a time lag of 45 days required for data collection, compilation, cleaning, processing, tabulating and printing. Figures may not add up to the totals owing to rounding. Statistics that are compiled in the Pakistan Bureau of Statistics are presented without citation whereas those compiled by other agencies carry a source note below the tables.

3. Efforts have been made to produce this Bulletin as a comprehensive, informative and useful document for decision makers, researchers, planners, economists and other groups of beneficiaries. It is hoped that the users will find this Bulletin useful.

4. Suggestions for further improvement will be highly appreciated and welcomed.

ZAFAR HASAN
Secretary

PAKISTAN BUREAU OF STATISTICS
STATISTICS HOUSE, 21-MAUVE AREA
G-9/1 - ISLAMABAD
Website: www.pbs.gov.pk

		<u>Office</u>	<u>Residence</u>
Dr. Bahrawar Jan	Deputy Director General	051-9106550 Fax:051-9106577	051-9101294
Mr. Ayazuddin	Deputy Director General	051-9106552	051-9242232
Mr. Ismail Khan	Deputy Director General	051-9106555 Fax:051-9106556	051-9101162
Mr. Khalid Hussain Bhatti	Deputy Director General	051-9106583	051-4440906
Mr. Ghulam Muhammad	Director	051-9106559	0300-9562558
Mr. Fazil Mehmood Baig	Director	051-9106575	0333-5159850
Mr. Shaukat Ali Khan	Director	051-9106557	--
Mr. Attiq-ur-Rehman	Director	051-9106553 Fax:051-9106546	0346-9579700
Mr. Munwar Ali Ghanghro	Director	051-9106554	0333-7145366
Mrs. Rabia Awan	Director	051-9106581	051-4444696
Mrs. Rizwana Siddique	Director	051-9106545	0333-5221042
Mr. Rizwan Bashir	Director	051-9106530	--

TRAINING WING

Syed Abdul Qader Shah	Director	051-9205390 Fax:051-9205390	--
-----------------------	----------	--------------------------------	----

PAKISTAN BUREAU OF STATISTICS
1-B, SINDHI MUSLIM COOPERATIVE HOUSING SOCIETY
KARACHI – 74400
E-mail: khifbs@khi.comsats.net.pk

Mr. Muhammad Ali Shaikh	Deputy Director General	021-99225205	--
Mr. Shaukat Zaman	Director	021-99225209 Fax:021-99225202	0300-5052450
Mr. Abrar Hussain	Director	021-99225217	--
Mr. Khawaja Mazhar Jamal	Joint Census Commissioner	021-99225210 Fax:99225219	0321-2516265

PAKISTAN BUREAU OF STATISTICS
USAID BUILDING GURU MANGAT ROAD
GULBERG-III, LAHORE
E-mail: lhrfbs@lhr.comsats.net.pk

Mr. Rana Iqbal	Director	042-99263267 Fax:042-99263267	--
----------------	----------	----------------------------------	----

(Regional Office) LAHORE

Mr. Muhammad Shahid	Chief Statistical Officer	042-99263266 Fax:042-99263266	0345-4169987
---------------------	---------------------------	----------------------------------	--------------

(Regional Office) KARACHI

Mr. Faraz Muslim	Statistical Officer	021-99225214	0333-3028006
------------------	---------------------	--------------	--------------

(Regional Office) PESHAWAR

Mr. Hasan Khan	Chief Statistical Officer	091-9213097 Fax:091-9213098	0333-9117508
----------------	---------------------------	--------------------------------	--------------

(Regional Office) QUETTA

Mr. Ghulam Rasool	Chief Statistical Officer	081-9239804 Fax:081-9239804	--
-------------------	---------------------------	--------------------------------	----

(Presentation, Reproduction & Printing) KARACHI
pbskarachipp@gmail.co

Mr. Shakeel Qadeer	Chief System Analyst	021-99225220	021-35836029
Mr. Abdul Haque	Chief Statistical Officer	021-99225215	--

CONTENTS

**	KEY INDICATORS	III
1.	BALANCE OF PAYMENT	
1.1	Country wise Workers Remittances	01
1.2	Month wise Workers Remittances	04
1.3	Exchange Rates Pak. Rupees in Terms of one Unit of Foreign Currency	05
2.	CLIMATE	
2.1	Temperature at Selected Stations	07
2.2	Rainfall at Selected Stations	09
3.	ENERGY & MINING	
3.1	Production of Crude Oil	11
3.2	Production of Natural Gas	15
3.3	Company Wise Production of Crude Oil and Natural Gas	20
3.4	Province Wise Production of Crude Oil and Natural Gas	20
3.5	Production of Crude Oil, Natural Gas and Electricity	21
3.6	Mineral Production	22
4.	HEALTH	
4.1(a)	Monthly Immunization Coverage Number of Doses Administered (0-11 month) Children	25
4.1(b)	Monthly Immunization Coverage Number of Doses Administered (12-23 months) Children	27
4.1(c)	Monthly Immunization Coverage Number of T.T Doses Administered to Women	28
4.2	Monthly Report of HIV Treatment Centre	29
4.3(a)	Registered Veterinary Medical Practitioner with PVMC	30
4.3(b)	Registered Animal Husbandry Graduate with PVMC	31
4.4	Tuberculosis Report (FTI)	32
5.	MANUFACTURING	
5.1	Quantum Index Numbers of Large-scale Manufacturing Industries	33
5.2	Production of Manufacturing Items	35
6.	MONEY & CREDIT	
6.1	Reserve Money	49
7.	PRICE	
7.1	Price Indices (General) with Percentage Change	53
7.2	Combined Sensitive Price Indicator (SPI) by Quantile	54
7.3	Combined Consumer Price Index Numbers by Commodity Groups	55
7.4	Consumer Price Index Numbers by Major Groups and Selected Commodities	56
7.5	Combined Consumer Price Index Numbers by Quantile and Major Commodity Groups	58
7.6	Combined Consumer Price Index Numbers by Quantile, Major Commodity Group for Selected Cities	59
7.7	Combined Consumer Price Index Numbers by Income Group/City and Commodity Group for all Centres Covered in CPI	62
7.8	Index Numbers of Wholesale Prices by Commodity Groups	63
7.9	Index Numbers of Wholesale Prices by Commodities	64
7.10	Intercity Wholesale Prices of Selected Commodities	74
7.11	Intercity Consumer Prices	116

Contd.

8.	PUBLIC FINANCE	
8.1	Customs Revenue Receipts	173
9.	SOCIAL	
9.1	Data on Traffic Accidents	177
9.2	Data on Telecommunication	180
9.3	Visitors at Archaeological Museums in Pakistan	181
9.4	Visitors at Heritage Sites in Pakistan	182
10.	TRADE	
10.1	Value of Foreign Trade	183
10.2	Exports by Commodity/Group	184
10.3	Imports by Commodity/Group	186
10.4	Exports of Selected Commodities in Dollars	187
10.5	Exports of Selected Commodities in Rupees	189
10.6	Imports of Selected Commodities in Dollars	191
10.7	Imports of Selected Commodities in Rupees	193
10.8	Exports by Economic Categories (Summary)	195
10.9	Exports by Economic Categories (Details)	196
10.10	Imports by Economic Categories (Summary)	197
10.11	Imports by Economic Categories (Details)	198
10.12	Exports by Areas and Countries/Territories	271
10.13	Re-exports by Areas and Countries/Territories	275
10.14	Imports by Areas and Countries/Territories	277
10.15	Re-imports by Areas and Countries/Territories	282
10.16	Annual and Quarterly Terms of Trade and Unit Value Indices of Exports and Imports (1990-91=100)	284
10.17	Index Numbers of Unit Value of Exports by Groups (1990-91=100)	285
10.18	Index numbers of unit value of imports by groups (1990-91=100)	286
10.19	Index Numbers of Quantum of Exports by Groups (1990-91=100)	287
10.20	Index Numbers of Quantum of Imports by Groups (1990-91=100)	288
10.21	Trade in Services (Summary)	289
10.22	Export of Services by Sector (Detail) Monthly	290
10.23	Import of Services by Sector (Detailed) Monthly	292

Regional and Field Offices of Pakistan Bureau of Statistics

Symbols, Abbreviations and Conversions

Selected Publications of Pakistan Bureau of Statistics

Sale Centres where PBS Publications are available

KEY INDICATORS

YEARLY

ECONOMIC INDICATORS

(2017- 2018)

1	Inflation	3.92%
2	Balance of Trade	(-) \$ 37.583billion
3	Value of Exports	\$ 23.212 billion
4	Value of Imports	\$ 60.795 billion
5	Total Workers Remittances	\$ 19622.7 million
6	Reserve Money	Rs.4387828 million
7	Currency in Circulation	Rs.5484630 million
8	Consumer Price Index (CPI with Base 2007-2008)	220.62
9	Agricultural Sector Growth (P)	3.81%
10	Industrial Sector Growth (P)	5.80%
11	Services Sector Growth (P)	6.43%
12	GDP Growth Rate at Constant Basic Prices (Real) (P)	5.79%
13	GNI Growth Rate at Constant Prices (P)	5.33%
14	Per Capita Income (P)	\$ 1640
15	Large Scale Manufacturing Sector (LSMI) Growth	5.38%
16	Quantum Index Number (LSMI with Base 2005-2006)	147.07
17	Imports Duty	Rs.66440.72 million
18	Exports Duty	Rs.180.29 million
19	Foreign Exchange Reserves	\$ 17550 million
20 *	Overall Balance of Payment Surplus/Deficit	\$ -12439 million

SOCIAL INDICATORS

1 **	Population (2017)	207.774520 million
	Male	106.49 million
	Female	101.31 million
2	Natural Growth Rate (PDS- 2007)	1.88%
3 **	Population Growth Rate (2016)	1.89%
4	Dependency Ratio (PDS-2007)	81.5
5 ***	Mean Size of Household (2012-13)	6.3

* BOP as per BPM6 in million USD.

** Economic Survey

*** PSLM Survey

IV

MONTHLY ECONOMIC INDICATORS

November, 2018

1	Value of Exports	\$ 1838.775 million
2	Value of Imports	\$ 4581.354 million
3	Balance of Trade	(-)\$ 2742.579 million

December, 2018

1	Growth in Quantum Index Manufacturing (LSMI)	-1.53%
2	Quantum Index of Manufacturing (LSMI with Base 2005-2006)	136.42
3	Consumer Price Index (CPI with Base 2007-08)	233.78
4	Wholesale Price Index (WPI with Base 2007-08)	247.72
5	Sensitive Price Indicator (SPI with Base 2007-08)	219.71
6	Growth Rate	
	A. CPI	-0.41%
	B. WPI	-0.88%
	C. SPI	-0.02%
7	Exports Duty	Rs.49.82 million
8	Imports Duty	Rs.58213.66 million
9	Reserve Money	Rs.5652153 million
10	Currency in Circulation	Rs.4531098 million
11	Exchange Rate of Pak Rupees in terms of one unit US Dollar	1 \$ =Rs.138.3928
12	Total Workers Remittances (including Hajj & War Compensation)	\$1690.17 million

Source: i) Pakistan Bureau of Statistics.
 ii) State Bank of Pakistan.
 iii) Economic Survey of Pakistan.

1. BALANCE OF PAYMENT

1.1 Country Wise Workers Remittances (Including Hajj and War Compensation)

(Provisional)
(Million US Dollars)

Item	Dec, 2017	Jan, 2018	Feb, 2018	Mar, 2018
I. Cash	1723.57	1638.72	1450.17	1772.77
1 USA	234.76	223.94	207.27	236.17
2 UK	223.30	235.10	201.01	244.20
3 Saudi Arabia	431.97	383.91	348.31	427.62
4 UAE	396.74	351.58	332.18	420.24
Dubai	286.73	255.02	246.04	310.18
Abu Dhabi	106.06	92.75	82.59	106.11
Sharjah	3.46	3.51	3.31	3.69
Other	0.49	0.30	0.24	0.26
5 Other GCC Countries	188.76	186.33	149.40	183.79
Bahrain	35.41	38.38	19.80	23.92
Kawait	65.56	63.26	54.27	67.01
Qatar	30.41	30.78	24.41	32.70
Oman	57.38	53.91	50.92	60.16
6 EU Countries	54.87	56.40	48.65	58.89
Germany	9.93	12.56	10.84	11.54
France	4.41	4.74	4.37	4.80
Netherland	0.66	0.64	0.59	0.72
Spain	12.85	11.69	7.94	11.38
Italy	7.90	7.83	6.50	8.76
Greece	2.73	2.62	2.45	2.70
Sweden	1.45	1.75	1.52	1.68
Denmark	0.96	1.51	1.02	1.20
Ireland	12.61	11.56	12.07	14.44
Belgium	1.37	1.50	1.35	1.67
7 Malaysia	0.00	0.00	94.24	116.09
8 Norway	3.59	3.69	3.37	3.70
9 Switzerland	2.12	2.31	2.14	2.50
10 Australia	22.03	20.63	16.57	17.80
11 Canada	15.88	19.16	16.56	18.36
12 Japan	1.68	1.44	1.60	1.79
13 Other Countries	147.87	154.23	28.87	41.62
II. Encashment and Profit in Pak. Rs. of Foreign Exchange Bearer Certificates(FEBCs) and Foreign Currency Bearer Certificate(FCBCs)	0.00	0.00	0.00	0.00
TOTAL (I + II)	1723.57	1638.72	1450.17	1772.77

1.1 Country Wise Workers Remittances (Including Hajj and War Compensation)

(Provisional) (Million US Dollars)				
Item	Apr, 2018	May, 2018	Jun, 2018	Jul, 2018
I. Cash	1650.59	1771.24	1594.41	1981.73
1 USA	240.39	276.55	248.79	291.87
2 UK	232.58	254.31	245.10	298.51
3 Saudi Arabia	399.56	432.05	336.61	437.48
4 UAE	358.28	369.92	340.55	446.25
Dubai	252.01	258.13	237.24	310.09
Abu Dhabi	103.31	107.96	100.01	132.07
Sharjah	2.56	3.33	2.84	3.76
Other	0.40	0.50	0.46	0.33
5 Other GCC Countries	167.68	178.96	163.53	199.30
Bahrain	22.79	25.16	22.02	28.78
Kawait	64.28	66.16	63.72	75.80
Qatar	29.90	34.94	28.72	39.97
Oman	50.71	52.70	49.07	54.76
6 EU Countries	54.74	60.31	62.14	64.96
Germany	10.32	10.65	12.17	11.71
France	4.37	4.67	4.87	5.26
Netherland	0.56	0.83	0.63	0.52
Spain	10.24	12.24	12.10	15.76
Italy	7.80	8.68	9.39	11.75
Greece	2.97	3.21	3.39	3.79
Sweden	1.56	1.78	1.59	1.48
Denmark	1.14	1.34	1.09	1.17
Ireland	14.13	15.24	15.39	11.83
Belgium	1.65	1.67	1.52	1.69
7 Malaysia	110.07	117.66	100.10	140.73
8 Norway	5.13	4.20	4.42	4.05
9 Switzerland	1.86	2.20	2.18	2.41
10 Australia	16.66	20.73	18.52	20.00
11 Canada	17.64	20.88	19.13	16.60
12 Japan	5.89	1.79	1.53	1.58
13 Other Countries	40.11	31.68	51.81	57.98
II. Encashment and Profit in Pak. Rs. Of Foreign Exchange Bearer Certificates(FEBCs) and Foreign Currency Bearer Certificate(FCBCs)	0.00	0.00	0.00	0.00
TOTAL (I + II)	1650.59	1771.24	1594.41	1981.73

Contd.

1.1 Country Wise Workers Remittances (Including Hajj and War Compensation)

(Provisional) (Million US Dollars)					
Item	Aug, 2018	Sep, 2018	Oct, 2018	Nov, 2018	Dec, 2018
I. Cash	2089.41	1486.47	2060.37	1664.01	1748.78
1 USA	330.40	240.49	325.19	268.32	276.30
2 UK	294.90	216.75	322.30	246.78	267.89
3 Saudi Arabia	465.53	360.16	494.53	395.12	414.84
4 UA	473.11	308.13	419.41	350.35	351.34
Dubai	321.51	206.55	281.20	232.81	228.38
Abu Dhabi	146.95	98.36	134.05	113.76	119.15
Sharjah	3.99	2.88	3.77	2.60	2.24
Other	0.65	0.34	0.39	1.18	1.57
5 Other GCC Countries	193.17	134.49	200.87	153.51	174.52
Bahrain	28.33	21.61	31.91	23.77	28.30
Kawait	70.65	46.99	70.67	53.32	61.43
Qatar	34.69	23.00	34.92	29.82	31.56
Oman	59.50	42.89	63.37	46.61	53.22
6 EU Countries	59.69	41.14	57.42	42.22	47.48
Germany	12.92	9.18	10.49	9.32	11.87
France	5.56	4.33	5.07	4.22	4.65
Netherland	0.65	0.45	0.60	0.48	0.55
Spain	14.68	9.45	19.01	9.25	10.58
Italy	11.19	7.13	9.19	7.11	8.59
Greece	4.77	3.72	4.01	3.86	4.12
Sweden	1.75	1.24	1.50	1.27	1.30
Denmark	1.49	1.12	1.46	1.20	0.90
Ireland	4.86	3.04	4.33	3.93	3.25
Belgium	1.81	1.46	1.76	1.58	1.66
7 Malaysia	148.74	105.75	142.49	120.34	129.36
8 Norway	4.27	3.08	4.09	3.12	3.11
9 Switzerland	3.30	2.99	2.45	2.69	2.75
10 Australia	21.68	16.24	25.42	22.41	21.93
11 Canada	21.31	14.69	19.76	16.07	15.45
12 Japan	1.75	1.12	1.80	1.33	1.64
13 Other Countries	71.56	41.45	44.64	41.74	42.19
II. Encashment and Profit in Pak. Rs. of Foreign Exchange Bearer Certificates(FEBCs) and Foreign Currency Bearer Certificate(FCBCs)	0.00	0.00	0.00	0.00	0.00
TOTAL (I + II)	2089.41	1486.47	2060.37	1664.01	1748.78

Note: Item has been revised / extended by the State Bank of Pakistan.

Source: State Bank of Pakistan.

1.2 Month Wise Workers Remittances

(Million US \$)

Monthly Cash Inflow (Including Foreign Exchange Bearer Certificates & Foreign Currency Bearer Certificates)	2017-18	2016-2017	YOY growth (percent)	
			2017-18	2016-17
July.	1541.67	1360.28	13.33	-18.23
Aug.	1,954.46	1767.73	10.56	15.75
Sep.	1,293.88	1,612.36	-19.75	-9.17
Oct.	1,654.45	1,561.02	5.99	1.29
Nov.	1,576.72	1,618.35	-2.57	3.40
Dec.	1,723.57	1,585.37	8.72	-1.90
Jan.	1,638.72	1,488.37	10.10	1.50
Feb.	1,450.17	1,417.06	2.34	-6.89
Mar.	1,772.77	1,694.49	4.62	-0.97
Apr.	1,650.59	1,538.94	7.25	-7.09
May.	1,771.24	1,867.15	-5.14	3.76
Jun.	1,594.41	1,840.28	-13.36	-11.23
Jul.- Jun.	19,622.65	19,351.40	1.40	-2.84
Monthly average for period Jul.- Jun.	1,635.22	1,612.62	3.00	-0.59
Monthly Cash Inflow (Including Foreign Exchange Bearer Certificates & Foreign Currency Bearer Certificates)	2018-19	2017-18	YOY growth (percent)	
			2018-19	2017-18
July.	1981.73	1541.67	28.54	13.33
Aug.	2,089.41	1,954.46	6.90	10.56
Sep.	1,486.47	1,293.88	14.88	-19.75
Oct.	2,060.37	1,654.45	24.54	5.99
Nov.	1,664.01	1,576.72	5.54	-2.57
Dec.	1,748.78	1,723.57	1.46	8.72
Jan.		1,638.72		10.10
Feb.		1,450.17		2.34
Mar.		1,772.77		4.62
Apr.		1,650.59		7.25
May.		1,771.24		-5.14
Jun.		1,594.41		-13.36
Jul.- Dec	11,030.77	19,622.65		1.40
Monthly average for period Jul.- Dec	1,501.07	1,635.22		-44.00

1.3 Exchange Rates Pak. Rupees in Terms of One Unit of Foreign Currency

S. No.	Country/ Organization	Currency	Dec., 2017	Jan., 2018	Feb., 2018	Mar., 2018	Apr., 2018
1	Australia	Dollar	83.1108	87.7399	86.9858	87.0416	88.7700
2	Bahrain	Dinar	287.6199	292.0500	292.0774	296.5645	305.2269
3	Canada	Dollar	85.1267	88.7873	87.9093	86.7758	90.6755
4	China	Yuan	16.5000	17.1870	17.4866	17.7630	18.3511
5	Denmark	Krone	17.3198	18.0969	18.3402	18.6014	19.0616
6	E.M.U.	Euro	128.5032	134.4908	136.3667	138.2193	141.7252
7	Hong Kong	Dollar	13.9585	14.1483	14.1428	14.3350	14.7355
8	I.M.F.	SDR	154.0693	159.018	160.4749	162.8446	167.6850
9	India	Rupee	1.6947	1.7372	1.7181	1.7240	1.7608
10	Japan	Yen	0.9622	0.9944	1.0245	1.0561	1.0732
11	Kuwait	Dinar	360.8719	367.5383	368.678	374.7682	385.1682
12	Malaysia	Ringgit	26.7086	27.9498	28.2601	28.7772	29.7433
13	Newzeland	Dollar	75.9533	80.1023	80.7555	81.4979	83.7360
14	Norway	Krone	13.1060	13.9671	14.1199	14.462	14.7503
15	Oman	Riyal	283.1115	287.0898	287.0450	291.8225	300.1124
16	Qatar	Riyal	29.9435	30.3563	30.356	30.8702	31.7349
17	Singapore	Dollar	80.7333	83.5317	83.7227	85.2945	87.8001
18	Sweden	Krona	12.9721	13.7421	13.7593	13.6359	13.6971
19	Switzerland	Franc	110.0416	114.7326	118.2393	118.3431	119.3386
20	Saudi Arabia	Riyal	28.9937	29.4522	29.2115	29.9018	30.7909
21	U.A.E.	Dirham	29.6047	30.0735	30.0790	30.5298	31.4397
22	U.K.	Sterling (Pound)	145.5839	152.3192	154.3441	156.4426	162.5264
23	U.S.A.	Dollar	108.6974	110.403	110.4342	112.0688	115.4216

Contd.

1.3 Exchange Rates Pak. Rupees in Terms of One Unit of Foreign Currency

S. No.	Country/ Organization	Currency	May., 2018	Jun., 2018	July, 2018	Aug., 2018	Sep., 2018	Oct., 2018	Nov., 2018	Dec., 2018
1	Australia	Dollar	86.8406	89.1900	92.0327	90.7433	89.2059	92.6783	96.7086	99.3191
2	Bahrain	Dinar	305.1128	313.2646	327.3861	327.1277	328.1612	344.4218	353.2416	368.0925
3	Canada	Dollar	89.7153	90.6325	94.6247	94.9883	95.0455	100.2901	101.21583	103.0581
4	China	Yuan	18.1258	18.3859	18.5468	18.0941	18.1132	18.8544	19.2512	20.0971
5	Denmark	Krone	18.3316	18.6794	19.5194	19.2181	19.4065	20.1352	20.3735	21.1373
6	E.M.U.	Euro	136.3883	138.8810	145.2370	142.9756	144.4933	149.7243	151.6553	157.3449
7	Hong Kong	Dollar	14.7274	15.1877	15.8735	15.8021	15.8526	16.6787	17.0868	17.7367
8	I.M.F.	SDR	164.6715	169.1380	175.6920	172.9966	173.9472	182.4621	185.4778	192.0806
9	India	Rupee	1.7134	1.7644	1.8200	1.7825	1.7175	1.7826	1.8648	1.9584
10	Japan	Yen	1.0525	1.0814	1.1153	1.1133	1.109	1.1553	1.1776	1.2316
11	Kuwait	Dinar	383.0230	394.0972	411.7862	409.1632	410.075	430.4586	440.0111	456.0217
12	Malaysia	Ringgit	29.1716	29.7865	30.7857	30.2986	29.9929	31.4002	31.9347	33.2294
13	Newzeland	Dollar	80.2718	82.7231	84.5737	82.6614	81.7529	85.2873	90.4865	94.6007
14	Norway	Krone	14.2775	14.6967	15.3412	14.9053	15.0261	15.8424	15.7989	16.0875
15	Oman	Riyal	300.0466	309.1130	323.6928	322.0604	322.5792	339.0441	347.3837	360.4261
16	Qatar	Riyal	31.7414	32.7327	34.2479	34.0568	34.1128	35.8825	36.7481	38.1106
17	Singapore	Dollar	86.2107	88.2782	91.2221	90.4782	90.4507	94.5821	97.0951	101.0155
18	Sweden	Krona	13.1978	13.5402	14.1125	13.708	13.8421	14.4551	14.7667	15.3426
19	Switzerland	Franc	115.7219	120.1867	124.9566	125.1128	128.0997	131.2568	133.2836	139.4657
20	Saudi Arabia	Riyal	30.7875	31.7254	33.1663	33.0218	33.0959	34.7818	35.6034	36.9034
21	U.A.E.	Dirham	31.4370	32.3858	33.8594	33.7147	33.793	35.5127	36.3621	37.6865
22	U.K.	Sterling (Pound)	155.4005	157.9292	163.6617	159.467	161.6097	169.6111	172.2536	175.1532
23	U.S.A.	Dollar	115.4469	118.9055	124.3534	123.7896	124.0816	130.3831	133.5041	138.3928

Note: Euro, a common currency of the 11 member countries of European Economic and Monetary Union (EMU) was introduced with effect from 1st January, 1999.

Source: State Bank of Pakistan.

2. CLIMATE

2.1 Temperature at Selected Stations

(In centigrade)

Stations	Murree		Rawalpindi/Islamabad		Jhelum		Lahore		Sargodha	
Height in meters above sea level	2167		507		232		213		187	
	Max.	Min.	Max.	Min.	Max.	Min.	Max.	Min.	Max.	Min.

Month:

May. 2017	23.8	13.8	36.0	20.2	39.2	23.9	38.9	25.9	38.9	24.9
Jun. 2017	24.3	15.1	36.0	22.8	38.2	24.9	36.9	26.2	38.3	26.3
July. 2017	22.9	15.8	34.3	24.4	36.0	26.3	35.6	27.0	36.5	27.6
Aug. 2017	23.2	15.4	33.6	23.4	35.3	25.9	35.4	26.8	36.9	27.7
Sep. 2017	22.8	13.8	33.5	20.4	35.6	23.6	35.0	24.1	35.4	24.5
Oct. 2017	22.7	12.5	32.1	14.5	34.5	18.2	34.2	20.8	34.4	20.4
May. 2018	23.0	13.2	34.9	21.4	38.9	22.8	39.3	25.9	38.3	24.0
Jun. 2018	25.9	16.7	38.9	26.4	40.5	27.4	38.4	27.3	38.7	27.2
July. 2018	23.2	16.0	34.8	24.3	35.8	26.7	34.5	26.5	35.6	26.8
Aug. 2018	23.1	16.8	33.5	24.3	35.7	26.5	35.9	28.1	37.1	28.6
Sep. 2018	22.5	14.6	32.9	21.4	35.5	23.9	34.7	25.3	36.8	25.3
Oct. 2018	19.3	9.6	28.7	13.0	32.6	16.7	32.1	19.9	32.5	19.1

Stations	Faisalabad		Multan		Bahawalpur		Hyderabad		Nawabshah	
Height in meters above sea level	183		122		116		40		37	
	Max.	Min.	Max.	Min.	Max.	Min.	Max.	Min.	Max.	Min.

Month:

May. 2017	39.8	26.1	41.4	28.4	41.9	26.4	42.0	26.1	44.6	26.0
Jun. 2017	38.4	26.8	38.9	28.1	39.2	27.6	39.2	27.7	43.6	27.9
July. 2017	37.1	28.0	38.5	29.6	39.3	28.7	36.6	26.9	40.6	27.4
Aug. 2017	37.2	27.6	37.5	28.7	38.1	27.9	36.4	26.1	40.4	26.9
Sep. 2017	36.0	24.3	36.7	26.3	37.6	24.9	36.4	24.4	38.6	25.2
Oct. 2017	34.9	19.9	35.4	20.6	36.4	19.6	38.6	22.5	40.0	20.0
May. 2018	39.4	25.0	40.1	26.0	40.2	25.4	43.0	26.0	45.7	27.0
Jun. 2018	39.1	27.3	41.1	29.3	40.9	28.5	39.8	26.8	44.2	27.6
July. 2018	36.4	27.2	38.5	29.9	38.6	28.3	37.3	26.4	41.2	27.5
Aug. 2018	37.2	28.3	37.3	29.0	37.9	27.9	35.6	25.0	40.3	26.5
Sep. 2018	36.1	25.0	36.3	26.5	36.6	25.0	36.4	23.2	39.8	24.4
Oct. 2018	32.4	18.7	33.6	20.3	34.4	18.8	37.5	21.3	38.3	19.4

Contd.

2.1 Temperature at Selected Stations

(In centigrade)

Stations	Jacobabad		Karachi A.P.		Peshawar		D.I.Khan		Saidu Sharif		Gilgit	
Height in meters above sea level	55		21		359		173		961		1459	
	Max.	Min.	Max.	Min.	Max.	Min.	Max.	Min.	Max.	Min.	Max.	Min.

Month:

May. 2017	45.0	28.3	36.1	27.8	37.8	24.4	41.4	24.7	34.0	17.8	31.2	13.8
Jun. 2017	43.2	29.7	36.2	29.3	38.1	25.9	40.5	25.7	35.9	21.2	33.9	16.2
July. 2017	40.0	29.8	33.1	27.7	36.4	26.8	39.1	26.5	34.2	22.3	34.3	19.2
Aug. 2017	38.5	28.8	33.7	27.1	35.5	25.7	39.3	27.1	34.1	20.6	N.R	N.R
Sep. 2017	37.4	26.0	34.4	26.2	35.3	23.0	37.7	23.9	32.7	16.2	N.R	N.R
Oct. 2017	36.4	20.7	36.6	23.5	32.6	18.9	35.5	19.5	30.8	12.2	N.R	N.R
May. 2018	44.2	27.8	38.7	27.7	34.6	21.6	40.1	24.3	30.5	15.4	28.0	12.4
Jun. 2018	45.6	29.0	35.4	28.8	39.9	26.5	41.6	27.5	35.7	18.5	34.0	16.6
July. 2018	41.3	28.6	33.8	28.1	36.7	24.6	39.6	27.4	33.3	20.8	34.7	18.7
Aug. 2018	38.7	27.2	31.9	26.3	36.2	25.6	40.3	28.3	34	20.8	36.6	18.3
Sep. 2018	36.9	25.9	32.7	25.5	35.8	22.2	38.5	25.0	32.4	17.0	31.6	13.2
Oct. 2018	35.1	20.0	36.9	23.0	29.7	14.0	33.8	18.1	26.7	9.6	24.0	5.1

Stations	Quetta (Samungli)		Zhob (Fortsandeman)		Khuzdar		Punjrur		Dalbadin	
Height in meters above sea level	1600		1405		1231		980		848	
	Max.	Min.	Max.	Min.	Max.	Min.	Max.	Min.	Max.	Min.

Month:

May. 2017	32.9	13.8	35.0	20.7	37.9	20.1	40.2	24.0	41.5	18.4
Jun. 2017	36.8	18.4	37.1	21.3	40.4	23.9	42.0	26.4	44.8	19.8
July. 2017	37.4	19.7	37.1	21.4	36.9	24.8	39.7	25.4	44.3	21.4
Aug. 2017	35.5	16.0	36.9	22.1	36.7	24.6	38.0	22.2	41.9	21.5
Sep. 2017	32.5	12.7	33.6	17.6	35.3	21.2	35.2	19.7	38.6	17.4
Oct. 2017	27.4	5.6	29.6	14.1	31.9	18.4	34.4	17.2	35.5	14.5
May. 2018	30.1	16.6	32.3	19.3	35.0	21.5	38.8	23.0	38.0	21.9
Jun. 2018	36.3	21.0	37.6	23.2	40.8	24.4	42.5	27.1	44.1	26.5
July. 2018	37.8	21.1	36.2	24.1	38.1	26	40.9	25.8	44.4	27.1
Aug. 2018	37.1	19.0	37.5	25.0	36.2	25.3	38.3	23.6	42.5	25.2
Sep. 2018	32.8	11.9	33.7	20.8	35.0	21.3	36.1	20.5	38.5	18.0
Oct. 2018	25.3	6.1	27.2	14.7	29.7	15.8	31.0	15.5	32.1	12.5

Source: Pakistan Meteorological Department, Karachi.

2.2 Rainfall at Selected Stations

(In millimeters)											
Stations	Murree	Rawalpindi/ Islamabad	Jhelum	Lahore	Sargodha	Faisal- abad	Multan	Bahawal- pur	Hyder- abad	Nawab- shah	Jaco- abad
Height in meters above sea level	2167	507	232	213	187	183	122	116	40	37	55

Year/month

2013	1451.5	1732.0	924.0	1109.0	362.0	378.0	157.0	148.0	74.0	86.0	345.0
2014	1228.6	1139.0	939.3	800.6	401.3	401.8	247.3	67.9	25.4	67.0	21.3
2015	2416.8	1477.0	848.0	856.0	588.0	512.0	395.0	498.0	114.0	120.0	148.0
2016	1313.8	1044.0	890.0	801.0	744.0	427.0	196.0	112.0	166.0	143.0	46.0
2017	1351.5	974.2	998.4	628.1	502.9	327.6	237.9	143.9	121.8	98.5	79.0
May. 2017	29.0	21.0	31.7	9.9	46.0	2.0	0.0	17.0	0.0	0.0	11.0
Jun. 2017	212.8	145.9	87.2	201.2	52.0	77.2	81.7	66.1	14.0	24.0	9.2
July. 2017	209.6	284.6	259.3	149.1	89.3	92.0	29.8	25.6	27.0	26.1	15.0
Aug. 2017	262.8	160.8	311.9	70.3	116.6	37.6	56.2	0.0	70.0	43.0	0.0
Sep. 2017	56.4	92.0	66.1	52.2	69.4	49.6	12.2	8.0	Tr	2.0	Tr
Oct. 2017	13.0	7.0	0.0	0.0	0.0	0.0	0.0	0.0	0.0	0.0	0.0
May. 2018	89.5	39.8	35.3	10.8	32.0	13.0	6.6	8.0	0.0	0.0	0.0
Jun. 2018	90.6	68.4	44.3	115.6	80.0	125.3	14.0	19.0	1.0	Trace	5.0
July. 2018	455.3	373.6	206.2	341.7	258.3	123.8	1.4	57.0	1.0	2.0	0.0
Aug. 2018	179.9	532.5	263.6	25.8	8.9	15.0	26.2	11.0	3.8	2.7	0.0
Sep. 2018	93.2	105.0	36.2	25.3	18.0	33.0	0.0	0.0	3.0	0.0	0.0
Oct. 2018	94.3	31.0	10.4	0.0	6.0	1.0	0.0	0.0	Trace	0.0	0.0

Contd.

2.2 Rainfall at Selected Stations

(In millimeters)

Stations	Karachi Airport	Peshawar	D.I. Khan	Saidu Sharif	Gilgit	Quetta (Samungli)	Zhob (Fort sandeman)	Khuzdar	Punjgoor	Dalbadin
Height in meters above sea level	21	359	173	961	1459	1600	1405	1231	980	848

Year/month

2013	169.0	551.0	327.0	954.3	153.5	53.0	66.0	479.0	101.0	23.0
2014	30.7	326.3	249.7	660.0	107.0	97.0	173.7	201.9	61.8	17.3
2015	53.0	1387.0	477.0	1062.2	144.0	153.0	364.0	147.0	61.0	47.0
2016	168.0	355.0	271.0	221.3	142.2	89.0	167.0	41.0	45.0	41.0
2017	232.2	503.0	N.R	794.4	N.R	149.4	N.R	228.5	39.0	41.8
May. 2017	0.0	5.1	1.1	32.0	43.4	0.6	6.0	8.0	15.0	0.0
Jun. 2017	58.9	42.0	53.0	28.1	10.1	0.0	2.0	47.0	0.0	0.0
July. 2017	33.2	77.0	48.0	97.0	10.4	0.0	47.0	78.8	0.0	0.0
Aug. 2017	65.6	66.0	77.0	141.0	N.R	0.0	33.0	14.7	0.0	0.0
Sep. 2017	26.4	36.0	Tr	55.5	N.R	0.0	2.0	0.0	0.0	0.0
Oct. 2017	0.0	0.0	0.0	1.0	N.R	0.0	0.0	0.0	0.0	0.0
May. 2018	0.0	89.0	4.0	91.0	12.3	Tr.	10.0	0.5	0.0	1.6
Jun. 2018	Tr.	14.0	11.0	99.0	2.9	0.0	35.0	13.4	0.0	0.0
July. 2018	Tr.	122.0	25.0	175.0	17.7	0.0	32.0	46.0	4.0	1.0
Aug. 2018	0.8	24.6	Tr.	50.5	9.7	0.0	9.0	29.3	0.0	0.0
Sep. 2018	Tr.	19.0	Tr.	19.0	5.6	0.0	17.0	3.0	0.0	0.0
Oct. 2018	0.0	29.0	0.0	53.6	10.8	Tr.	0.0	0.0	0.0	0.0

N.R = Not received

TR = Trace (Rainfall less than 0.1 mm)

Source: Pakistan Meteorological Department, Karachi.

ENERGY & MINING

3.1 Production of Crude Oil

								Unit: Barrels
Company	Field	July, 2018	Aug, 2018	Sep, 2018	Oct, 2018	Nov, 2018	Dec, 2018	July-Dec 2018 Total
PUNJAB								
OGDCL	Bhalsyedan	304	326	338	335	474	417	2194
	Chak Naurang	10165	11100	10800	10720	10355	10485	63625
	Dakhni	18433	16131	12895	18525	18285	15910	100179
	Dhodak	982	946	913	943	855	874	5513
	Fimkassar	4960	4820	3990	4185	4050	4340	26345
	Kal	4800	5122	11152	12055	12200	12710	58039
	Missakiswal	1550	1445	1427	1368	1350	1445	8585
	Rajian	54059	56020	53050	54270	55660	53060	326119
	Soghri	3165	2464	1245	4745	3905	3905	19429
	Sadkal	848	1360	1315	1492	1438	1561	8014
OPL	Toot	7128	7123	6952	7177	6973	7421	42774
	Sub-Total	106394	106857	104077	115815	115545	112128	660816
	Bhangali	145	141	169	122	121	148	846
	Dhurnal	1187	1785	1601	5936	6728	2252	19489
	Ratana	5697	5326	5055	5092	4140	3651	28961
POL	Sub-Total	7029	7252	6825	11150	10989	6051	49296
	Balkassar	10269	10118	9691	9395	9879	9973	59325
	Dhulian	4071	3483	3208	3576	3561	3413	21312
	Khaur	3211	719	2938	1758	1072	1970	11668
	Joyamir	1448	1079	1409	1262	1245	1267	7710
	Jhandial	15081	13714	19603	27999	27358	27566	131321
	Minwal	2574	2655	2602	2685	1823	3473	15812
	Meyal	8488	8629	8162	8566	8205	8749	50799
	Pariwali	8673	8864	8773	8745	8399	8548	52002
	Pindori	5167	5030	4925	8567	5712	5634	35035
MPCL	Turkwal	799	747	717	706	683	680	4332
	Sub-Total	59781	55038	62028	73259	67937	71273	389316
	Ghauri	11413	11070	4830	-	0	0	27313
	Halini	17000	16425	16098	16483	15573	15288	96867
	Halini Deep	23680	23413	21712	21461	20343	20661	131270
PPL	Kalabagh	3593	3748	3351	3476	3268	3546	20982
	Sub-Total	55686	54656	45991	41420	39184	39495	276432
	Adhi	273536	265821	233639	302581	310184	309810	1695571
DEWAN	Sub-Total	273536	265821	233639	302581	310184	309810	1695571
	Rodho Salsabil	1408	1099	1507	1737	1758	1762	9271
	Sub Total	1408	1099	1507	1737	1758	1762	9271
Punjab Total		503834	490723	454067	545962	545597	540519	3080702
SINDH								
OPPL	Zamzama	6466	6719	6251	5967	5347	5198	35948
	Sub-Total	6466	6719	6251	5967	5347	5198	35948
UEPL	Aassu	5792	3774	0	610	4940	5280	20396
	Ali	35	0	0	0	45275	0	45310
	Bari	45719	43950	38736	37838	0	69402	235645
	Bijoro	9762	5140	5031	4768	3504	3769	31974
	Bukhari Deep	819	367	491	1021	2970	3065	8733
	Bukhari North						527	527
	Dabhi (South)	13456	12481	12191	11893	540	9162	59723
	Dabhi (North)	1161	0		2407	10325	0	13893
	Gharo	79	324	341	1307	0	58	2109
	Gomani					955	311	1266
	Guni	464	92	16	598	496	0	1666
	Gulsher	--	--	2383	0	0	42433	44816
	Ghunghro	644	548	577	15346	28625	1153	46893
	Hayat	439	24509	7811	460	1194	6255	40668
	Halipota	12477	9210	8073	4192	8729	7299	49980
	Hakro	0	19		7633	7724	0	15376
	Jabo	2042	2018	1920	0	0	1956	7936

Contd.

3.1 Production of Crude Oil

Unit: Barrels								
Company	Field	July, 2018	Aug, 2018	Sep, 2018	Oct, 2018	Nov, 2018	Dec, 2018	July-Dec 2018 Total
	Jagir	802			2032	1953	380	5167
	Jan	1295	1682	1769	0	0	1843	6589
	Kamal North	5266	6443	6173	1778	1835	4808	26303
	Khaskeli	3716	3670	3827	5099	4887	3941	25140
	Khaskeli Down Thrown	779	755	698	3827	3215	552	9826
	Khorewah	1758	2290	1214	675	587	546	7070
	Korai	317	179	85	1792	811	82	3266
	Kumbh	2887	2909	2912	38	50	3308	12104
	Laghari	1679	936		3049	3293	0	8957
	Lodano	425	376	296	0	0	382	1479
	Lodano Deep	1162	1120	937	380	323	1086	5008
	Mazari	24695	25020	23220	1106	923	46197	121161
	Meyun Ismail Deep	308	207	635	23038	22824	155	47167
	Meyun Ismail	1137	762	172	171	151	594	2987
	Maroja	---	---	---	---	532	1163	1695
	Missri	212	68	55	653	439	0	1427
	Mohano	11	11	551	4	0	0	577
	Mohri	2	29		331	0	0	362
	Muban	4258	4205	4603		0	4785	17851
	Murid	1828	2246	2172	4521	4126	1777	16670
	Naimat Basal 2X	684	534	556	1798	1990	128	5690
	Naimat Basal	21690			467	457	0	22614
	Naimat West	0	22139	21553	0	0	18879	62571
	North Akari	1167	1234	1220	17768	17862	1298	40549
	Paniro	958	1139	912	1316	1233	673	6231
	Piaro Deep	215	177	159	759	533	195	2038
	Rajani	19903	18853	18594	186	187	15134	72857
	Rahim 1 X	4531	6614	6517	17172	13811	101773	150418
	Rahim 2X	5722	5606	5525	74466	105573	0	196892
	Rahim North	119	103	99	4492	2679	108	7600
	Rawat	1594	1407	1477	83	95	871	5527
	Rawat North	3919	2364	1642	775	228	127	9055
	Roshnai	19343	13075	7796	1301	868	0	42383
	Sajan	939	1023	989	5034	2766	874	11625
	Saleh	16835	16535	16438	821	815	6890	58334
	Sukhi	37	51		13536	5984	0	19608
	Sukhi South	0	0	0	0	0	71983	71983
	Sakhi	1608	1767	1507	0	0	1385	6267
	Sakhi Deep	61	53	26	614	1111	0	1865
	Sonro	2563	2759	1331	13	0	23208	29874
	South Buzdar Deep	4583	4015	2872	2307	3888	1930	19595
	South Mazari	7614	7753	7553	2860	2615	8108	36503
	South Mazari Deep	13061	13966	13424	8832	8571	12433	70287
	Sohrab	0	0		13828	13126	0	26954
	Sohrab Deep	344	395	527	1691	1602	1842	6401
	Sheikhano	3860	3280	3014	3422	2862	2177	18615
	Sutiari Deep	7230	7141	6969	5761	5758	6068	38927
	Sumar Deep	811	974	938	694	1559	694	5670
	Salamat	5594	5736	5592	4613	4622	4471	30628
	Sahu			8	21	0	0	29
	Thebo	1131	872	1044	620	807	900	5374
	Tando Ghulam Ali	60	0	0	0	0	0	60
	Tangri	1438	1014	993	957	859	994	6255
	Tangri Deep	420	317	263	248	232	285	1765
	Turk	1530	2648	1702	2634	2557	2911	13982
	Turk Deep	133	485	301	374	594	627	2514
	Umer	37	44	71	208	75	66	501
	Warar	---	7	0	0	0	0	7
	Zaur	5193	5246	5861	6646	7238	7506	37690
	Sub-Total	300353	304666	264362	332884	374383	516807	2093455
OGDCL	Bobi	10095	10535	10380	16990	20230	19880	88110
	Chandio	93	93	59	62	55	53	415

Contd.

3.1 Production of Crude Oil

Unit: Barrels								
Company	Field	July, 2018	Aug, 2018	Sep, 2018	Oct, 2018	Nov, 2018	Dec, 2018	July-Dec 2018 Total
PPL	Chutto	8635	8650	7020	6705	6635	6910	44555
	Chak 2	25174	25271	24256	24678	22163	22687.76	144229
	Chak 7A	1703	1705	1650	1705	1650	1570	9983
	Chak 63	353	0				0	353
	Chak 63 South East	9095	8969	8307	8329.82	7178	7033.46	48913
	Dars	13452	13392	12917	13130	10374	6318	69583
	Dars West	17788	17727	17151	17520	13896	10748	94830
	Dars Deep	4001	3956	3810	3885	3472	4282	23406
	Hakeem Daho	14367	14486	13905	14926.96	14727	15653.4	88066
	Nim	0	0	0	485	985	1275	2745
	Nur Baghla	1307	1796	1720	1720	1594	1492	9629
	Jakhro	376	354	359	327	325	327	2068
	Jarwar	2690	2100	2615	2740	2650	2680	15475
	Kunnar	64840	75361	103487	106021	94550	88295	532554
	Kunnar West	4011	4000	3896	3947	3666	4193	23713
	Kunnar South	5669	5418	5539	5673	5424	5749	33472
	Kunnar Pasakhi Deep	38934	39481	38484	39970	37489	42572	236930
	Lashari Centre	12235	12030	10685	10570	9405	9925	64850
	Lala Jamali	16925	16735	15283	15973.04	14517	14583.39	94016
	Moolan	2398	0			0	0	2398
	Missan	3075	3040	2875	2725	2675	2720	17110
	Norai Jagir	310	345	445	250	4233	0	5583
	Pali	5240	4240	3855	4125	0	2835	20295
	Pasaki	80770	81045	77435	79740	76480	48605	444075
	Pasaki North	21935	22295	21420	22115	20425	15270	123460
	Pasaki East	5275	5210	5069	5196	4964	5179	30893
	Pasaki North East	5600	5600	5460	5590	5450	3030	30730
	Qadir Pur	8520	7305	4826	9365	11245	12200	53461
	Resham	2466	2230	1500	1550	1500	1140	10386
	Shah	4112	4050	3952	4086	3934	4123	24257
	Sono	22765	22780	21060	13335	17770	15250	112960
	Tando Alam	16030	15885	13955	12895	12270	6610	77645
	Tando Allah Yar	10941	10932	10650	10553	8386	5899	57361
	Thora Deep	3192	3165	3060	3088	2983	3060	18548
	Thora	8635	8640	8235	8335	8255	8685	50785
	Unar	3443	3364	3143	3235	3139	3242	19566
	Sub-Total	456450	462185	468463	481541	454694	404075	2727408
	Adam	2377	2175	2237	2377	2048	2054	13268
	Adam West	895	918	833	884	895	727	5152
	Kandh Kot	36	62	297	507	697	578	2177
	Kabir	3372	3247	3182	3967	3536	3533	20837
	Mazarani	307	297	281	289	323	352	1849
	Shahdad	3101	3389	3172	3494	3816	3361	20333
	Sharf	18741	18914	16951	19049	17115	18240	109010
	Sub-Total	28829	29002	26953	30567	28430	28845	172626
Aqeeq	623	597	511	419	427	510	3087	
Mari	1543	1525	1243	1522	1432	1016	8281	
Sujjal	4084	4210	4054	3374	3386	4133	23241	
Sujawal	448	453	396	324	339	360	2320	
Sub-Total	6698	6785	6204	5639	5584	6019	36929	
Bhit	3067	3135	3557	4936	5158	4504	24357	
Badhra	2107	2261	2585	3738	3830	3286	17807	
Kadanwari	221	322	452	700	697	697	3089	
Sub-Total	5395	5718	6594	9374	9685	8487	45253	
Latif	1212	911	1218	916	918	924	6099	
Miano	389	590	464	522	528	1012	3505	
Sub Total	1601	1501	1682	1438	1446	1936	9604	
Mehar	9696	9218	8444	8852	8732	9674	54616	
Sofiya	17023	18968	16961	16180	14688	13310	97130	
Sub-Total	26719	28186	25405	25032	23420	22984	151746	
Sindh Total	832511	844762	805914	892442	902989	994351	5272969	

Contd.

3.1 Production of Crude Oil

Unit: Barrels								
Company	Field	July, 2018	Aug, 2018	Sep, 2018	Oct, 2018	Nov, 2018	Dec, 2018	July-Dec 2018 Total
KPK								
OGDCL	Chanda	73110	57950	68830	66833	67432	69825	403980
	Mela	53410	42805	47090	50620	48204	50280	292409
	Naspha	600170	594691	570686	582159	539799	529658	3417163
	Sub-Total	726690	695446	686606	699612	655435	649763	4113552
MOL	Makori	1161	1722	1651	2214	1050	2178.24	9976
	Makori Deep	45857	59499	56970	54018	52967	48139.13	317450
	Makori East	274904	335636	314475	337958	302808	301226.96	1867008
	Mamikhel	15338	15453	14259	14905	15076	17583.7	92616
	Manzalai	11325	11426	8926	8842	8725	7997.88	57241
	Maramzai	141541	147183	129097	147819	141567	144001.46	851208
	Mardankhel	95806	102934	118037	142889	113556	87439.36	660661
	Tolanj	838	708	613	628	585	612.41	3985
	Tolanj West	691	673	527	652	639	685.94	3868
	Sub-Total	587461	675234	644555	709925	636973	609865	3864013
	KPK Total	1314151	1370680	1331161	1409537	1292408	1259628	7977565
BALOCHISTAN								
OGDCL	Uch	1138	931	825	488	170	401	3953
	Sub-Total	1138	931	825	488	170	401	3953
MPCL	Zarghun South	133	149	131	149	147	163	872
	Sub-Total	133	149	131	149	147	163	872
PPL	Sui	450	899	904	1046	1378	1646	6323
	Sub-Total	450	899	904	1046	1378	1646	6323
	Balochistan Total	1721	1979	1860	1683	1695	2210	11148
Pakistan TOTAL		2652217	2708144	2593002	2849624	2742689	2796708	16342384

3.2 Production of Natural Gas

Unit:MMCF

Company	Field	July, 2018	August, 2018	September, 2018	October, 2018	November, 2018	December, 2018	July-Dec 2018 Total
PUNJAB								
OGDCL	Bahu	10.50	8.02	6.77	7.09	7.44	9.30	49.12
	Bhalsyedan	2.06	2.38	2.12	1.83	2.19	2.19	12.77
	Dakhni	702.76	649.57	589.01	661.94	578.61	596.63	3778.52
	Dhodak	101.60	96.80	93.00	96.80	93.10	96.40	577.70
	Fimkassar	3.26	3.26	3.15	3.26	3.15	3.26	19.34
	Kal	0.00	0.00	0.00	1.30	1.34	1.35	3.99
	Missakiswal	3.60	3.60	3.45	3.54	3.42	3.37	20.98
	Nandpur/Panjpir	247.27	288.27	253.18	244.37	221.80	226.71	1481.60
	Rajin	24.42	25.56	24.43	23.97	22.84	23.19	144.41
	Sadkal	45.54	49.70	45.77	48.58	45.91	45.91	281.41
	Soghri	209.91	198.38	171.07	296.47	283.47	277.80	1437.10
	Toot	31.47	31.47	30.45	31.47	30.45	31.47	186.78
	Sub-Total	1382.39	1357.01	1222.40	1420.62	1293.72	1317.58	7993.72
OPL	Bhangali	0.34	0.35	0.40	0.32	0.30	0.38	2.09
	Dhurnal	12.47	14.43	13.42	18.19	19.13	16.12	93.76
	Ratana	152.32	146.32	139.63	135.81	112.27	117.23	803.58
	Sub Total	165.13	161.10	153.45	154.32	131.70	133.73	899.43
POL	Balkassar	1.14	1.13	1.09	1.02	1.06	0.99	6.43
	Dhulian	55.68	55.66	54.03	55.95	54.06	55.75	331.13
	Meyal	61.56	61.41	59.73	61.73	59.42	61.66	365.51
	Jhandial	203.19	185.00	204.09	286.43	264.49	254.55	1397.75
	Khaur	0.00	1.36	8.61	6.45	7.99	8.58	32.99
	Pariwali	104.82	106.43	106.41	111.45	106.57	109.95	645.63
	Pindori	18.04	17.84	17.03	27.55	20.00	18.62	119.08
	Turkwal	1.54	1.55	1.50	1.53	1.50	1.54	9.16
	Sub Total	445.97	430.38	452.49	552.11	515.09	511.64	2907.68
PPL	Adhi	2353.00	2283.00	1948	2261	2142	2235	13222.00
	Sub Total	2353.00	2283.00	1948.00	2261.00	2142.00	2235.00	13222.00
MPCL	Halini	16.18	15.92	14.86	15.51	14.88	14.73	92.08
	Halini Deep	44.52	44.51	42.17	41.02	39.32	39.28	250.82
	Kalabagh	126.10	138.96	128.26	131.54	123.02	126.24	774.12
	Sub Total	186.80	199.39	185.29	188.07	177.22	180.25	1117.02
DEWAN	Rodho(Salsabil)	225.09	191.77	246.08	257.23	246.582	252.11	1418.86
	Sub Total	225.09	191.77	246.08	257.23	246.58	252.11	1418.86
	Punjab Total	4758.38	4622.65	4207.71	4833.35	4506.31	4630.31	27558.71
SINDH								
OPPL	Zamzama	1426.25	1454.74	1342.09	1329.23	1210.25	1191.60	7954.16
	Sub Total	1426.25	1454.74	1342.09	1329.23	1210.25	1191.60	7954.16
UEPL	Aassu	3.47	2.38	0.00	0.28	2.67	2.30	11.10
	Ali	93.25	80.32	72.25	74.69	68.35	68.62	457.48
	Babarki	12.85	14.48	5.32	0.02	0.00	0.00	32.67
	Bari	32.79	32.55	24.79	23.92	32.02	41.55	187.62
	Bhatti/Nakurji	7.53	13.51	1.62	0.99	0.95	1.56	26.16
	Bago					0.00	0.47	0.47
	Bijoro	2.05	1.42	1.76	1.98	1.51	1.85	10.57
	Bukhari Deep	77.53	82.13	94.48	77.97	71.64	79.18	482.93
	Bukhari North	0.00	0.00	0.00	400.23	271.61	163.00	834.84
	Chaman	17.16	9.29	7.70	8.65	7.92	7.92	58.64
	Dabhi North	1.10	1.80	1.05	0.02	0.00	0.00	3.97
	Dabhi South	2.98	5.89	3.33	7.43	5.14	0.92	25.69
	Gharo	0.13	0.23	0.19	0.60	0.31	0.00	1.46
	Ghungro	0.41	0.26	0.27	0.07	0.16	0.21	1.38
	Golarchi	1.60	7.50	0.83	1.62	3.83	4.71	20.09
	Gomani	0.00	0.00	0.00	42.17	121.70	93.03	256.90

Contd.

3.2 Production of Natural Gas

Unit:MMCF

Company	Field	July, 2018	August, 2018	September, 2018	October, 2018	November, 2018	December, 2018	July-Dec 2018 Total
	Gulsher	--	--	0.28	1.34	3.39	5.45	10.46
	Guni	32.91	10.20	7.11	4.66	3.26	0.13	58.27
	Haider Deep	2.47	0.00	0.00	0.00	1.40	0.00	3.87
	Hakro	0.00	8.12	0.00	0.00	0.00	0.00	8.12
	Halipota	27.05	17.02	7.43	11.71	36.57	19.61	119.39
	Hayat	17.62	465.02	179.59	113.41	214.75	162.06	1152.45
	Jabo	2.69	2.72	2.64	2.79	2.67	2.61	16.12
	Jagir	0.12	0.00	0.00	0.00	0.00	0.41	0.53
	Jan	0.21	0.28	0.35	0.24	0.24	0.22	1.54
	Kamal North -1	16.54	23.67	22.81	21.64	22.49	19.38	126.53
	Kato	5.30	5.05	4.66	5.00	4.40	4.38	28.79
	Kausar	41.67	42.44	43.11	46.90	42.48	44.14	260.74
	Khaskheli	17.48	18.78	18.46	18.28	15.60	17.50	106.10
	Khaskheli Down Thrown	0.79	0.70	0.59	0.59	0.58	0.64	3.89
	Khorewah	90.22	63.28	57.49	62.35	59.08	59.48	391.90
	Khorewah Deep	2.50	2.31	1.88	2.11	2.75	3.94	15.49
	Korai	74.20	35.77	55.28	46.66	45.12	36.73	293.76
	Kumbh	4.03	3.99	3.90	3.59	1.44	2.60	19.55
	Laghari	1.95	1.64	0.00	0.00	0.00	0.00	3.59
	Lodano	5.12	5.63	5.26	5.67	5.18	5.61	32.47
	Lodano Deep	6.82	6.61	5.97	6.63	5.68	6.51	38.22
	Mazari	27.43	27.80	18.39	15.28	32.79	37.73	159.42
	Meyun Ismail Deep	18.71	15.19	14.95	13.36	10.20	11.87	84.28
	Missri	0.22	0.24	0.26	0.03	0.00	0.00	0.75
	Mohano	0.76	4.65	16.18	13.55	0.00	0.00	35.14
	Mohri	5.67	5.87	0.00	0.38	0.93	3.27	16.12
	Moroja	0.00	0.00	0.00	31.89	424.14	502.29	958.32
	Muban	2.91	2.73	2.78	2.80	2.59	2.70	16.51
	Matli	0.00	0.00	0.00	0.00	0.00	1.04	1.04
	Makhdoompur	0.00	0.00	0.00	0.00	0.00	11.84	11.84
	Murid	1.12	1.06	0.98	0.63	0.17	0.15	4.11
	Naimat Basal	47.47	45.37	41.92	43.11	41.01	55.14	274.02
	Naimat Basal 2X	8.05	6.97	6.10	6.25	5.79	1.78	34.94
	Naimat West	3196.77	3422.70	3277.73	3356.53	3294.67	3652.86	20201.26
	Nurpur Deep					0.00	0.98	0.98
	North Akri	0.25	0.20	0.13	0.26	0.26	0.28	1.38
	Paniro	2.27	2.45	1.67	1.58	1.54	1.77	11.28
	Piaro Deep	5.38	5.39	4.72	5.08	4.37	4.42	29.36
	Piaro Deep Basal	40.14	41.15	37.11	38.97	34.26	33.09	224.72
	Qasim Deep	23.42	23.85	24.23	26.36	12.59	12.76	123.21
	Rahim 1X	17.78	15.97	15.14	258.64	415.69	380.78	1104.00
	Rahim 2X	2.45	2.66	2.52	2.35	1.65	0.00	11.63
	Rahim North	3.99	3.98	3.95	2.93	4.36	4.29	23.50
	Rajani	5030.46	4545.29	4279.13	4728.65	4665.53	4771.54	28020.60
	Rawat	5.70	4.96	4.31	4.61	2.59	4.36	26.53
	Rawat North	5.55	5.07	5.21	4.85	4.33	0.47	25.48
	Roshnai	541.15	279.93	153.22	201.30	101.66	1.28	1278.54
	Sahu	--	--	0.04	0.11	0.00	0.00	0.15
	Sajan	183.07	237.88	227.40	194.21	185.05	167.37	1194.98
	Sakhi	6.70	8.22	9.34	3.84	4.33	5.17	37.60
	Sakhi Deep	22.27	17.56	20.32	15.10	14.64	19.84	109.73
	Salamat	995.10	914.21	959.45	973.48	944.32	100.15	4886.71
	Saleh	22.74	22.33	20.95	20.09	22.89	23.90	132.90
	Sheikhano	3.57	3.10	3.01	3.63	3.26	2.56	19.13
	Sohrab Deep	542.97	552.52	608.58	926.64	779.41	682.01	4092.13
	Sonro	13.22	12.15	2.03	3.54	5.39	12.15	48.48
	South Buzdar	6.15	3.10	6.09	5.49	6.55	4.63	32.01

Contd.

3.2 Production of Natural Gas

Unit:MMCF

Company	Field	July, 2018	August, 2018	September, 2018	October, 2018	November, 2018	December, 2018	July-Dec 2018 Total
OGDCL	South Buzdar Deep	70.71	34.89	22.94	14.68	17.35	12.30	172.87
	South Mazari	1.45	2.45	2.75	2.65	4.33	2.70	16.33
	South Mazari Deep	9.85	22.86	16.66	13.56	20.72	12.86	96.51
	Sukhi	68.65	31.28	0.00	0.00	0.00	0.00	99.93
	Sukhi South					0.00	11.58	11.58
	Sumar Deep	87.11	81.30	67.08	63.55	59.82	97.18	456.04
	Sutiari Deep	3055.21	3856.85	3859.76	4041.99	3926.45	4121.21	22861.47
	Tando Ghulam Ali	16.05	18.39	17.34	6.88	0.00	0.00	58.66
	Tangri	1.84	1.58	1.89	1.61	1.67	1.75	10.34
	Tangri Deep	7.21	7.29	6.15	4.27	3.89	4.78	33.59
	Tharo	55.28	53.96	49.02	51.72	46.22	45.74	301.94
	Tharo West	6.49	3.39	3.65	3.94	3.61	3.58	24.66
	Thebo	22.23	25.22	24.10	20.33	25.05	24.66	141.59
	Turk	46.59	45.84	42.28	48.40	36.93	51.09	271.13
	Turk Deep	91.60	89.66	93.41	91.89	85.44	89.17	541.17
	Umer	3.66	6.17	8.10	15.02	8.76	8.99	50.70
	Warar	0.00	13.72	9.53	2.74	2.04	4.45	32.48
	Zaur	10.30	9.94	9.61	10.31	9.03	9.01	58.20
	Zaur Deep	4.70	3.64	3.48	3.83	3.59	3.76	23.00
	Sub Total	14944.91	15507.97	14635.99	16297.10	16336.71	15876.00	93598.68
	Bobi	173.60	173.60	165.85	184.54	189.40	192.20	1079.19
	Bahu	0.00	0.00	0.00	0.00	0.00	0.00	0.00
	Bhalsyedan	0.00	0.00	0.00	0.00	0.00	0.00	0.00
	Chanda	0.00	0.00	0.00	0.00	0.00	0.00	0.00
	Chak 2	613.57	616.21	591.67	612.51	533.25	532.88	3500.09
	Chak 63	7.03	0.00	0.00	0.00	0.00	0.00	7.03
	Chak 63 South East	72.18	72.60	76.05	82.28	74.60	72.23	449.94
	Chak 7A	13.93	13.68	12.75	12.58	11.45	11.56	75.95
	Chandio	17.36	14.67	10.48	12.40	10.87	9.28	75.06
	Chutto	309.31	300.58	233.09	216.78	210.09	215.80	1485.65
	Dachrapur	112.78	108.09	94.98	90.59	60.35	73.67	540.46
	Dars	191.35	181.63	171.15	165.79	132.68	87.84	930.44
	Dars Deep	223.75	218.42	203.97	207.29	181.10	189.00	1223.53
	Dhakni	0.00	0.00	0.00	0.00	0.00	0.00	0.00
	Dhodak	0.00	0.00	0.00	0.00	0.00	0.00	0.00
	Dars West	269.70	283.62	275.00	275.69	221.33	171.01	1496.35
	Fimkassar	0.00	0.00	0.00	0.00	0.00	0.00	0.00
	Hakeem Daho	260.78	262.31	257.94	267.57	288.86	313.49	1650.95
	Hundi/Sari	0.00	0.00	0.00	0.00	46.82	49.81	96.63
	Jakhro	41.81	40.29	40.28	37.95	37.26	46.33	243.92
	Kunnar	229.40	227.57	222.00	248.62	247.96	271.07	1446.62
	Kunnar Pasakhi Deep	3987.80	4078.17	3959.76	4180.76	3904.34	4205.51	24316.34
	Kunnar South	416.73	400.78	391.42	397.81	386.93	406.61	2400.28
	Kal	0.00	0.00	0.00	0.00	0.00	0.00	0.00
	Kunnar West	287.87	297.59	298.50	290.94	272.64	284.95	1732.49
	Loti	0.00	0.00	0.00	0.00	0.00	0.00	0.00
	Lala Jamali	260.10	261.63	241.51	255.11	255.94	264.32	1538.61
	Maru Reti	382.06	376.33	357.17	365.45	346.39	359.32	2186.72
	Moolan	51.05	0.00	0.00	0.00	0.00	0.00	51.05
	Mela	0.00	0.00	0.00	0.00	0.00	0.00	0.00
	Missakeswal	0.00	0.00	0.00	0.00	0.00	0.00	0.00
	Nim	---	---	---	15.85	20.34	32.79	68.98
	Noorai Jagir	31.29	31.14	29.26	16.16	0.00	0.00	107.85
	Nandpur/Panjpir	0.00	0.00	0.00	0.00	0.00	0.00	0.00
	Neshpa	0.00	0.00	0.00	0.00	0.00	0.00	0.00
	Nur Baghla	133.21	188.15	188.50	196.00	178.00	176.85	1060.71
	Pirkoh	0.00	0.00	0.00	0.00	0.00	0.00	0.00

Contd.

3.2 Production of Natural Gas

Unit:MMCF

Company	Field	July, 2018	August, 2018	September, 2018	October, 2018	November, 2018	December, 2018	July-Dec 2018 Total
PPL	Pasaki	20.62	20.62	19.95	20.62	19.95	20.62	122.38
	Pasaki East	275.30	265.98	256.40	261.63	250.80	257.45	1567.56
	Qadirpur	9084.38	7838.69	8243.28	8959.45	8487.72	8710.50	51324.02
	Resham	17.67	16.27	13.96	14.26	13.80	12.28	88.24
	Rajian	0.00	0.00	0.00	0.00	0.00	0.00	0.00
	Sari Hundi	19.00	53.14	54.67	30.57	0.00	0.00	157.38
	Sadkal	0.00	0.00	0.00	0.00	0.00	0.00	0.00
	Soghri	0.00	0.00	0.00	0.00	0.00	0.00	0.00
	Shah	342.90	337.96	325.43	330.10	317.67	325.67	1979.73
	Tando Allah Yar	259.25	279.93	280.40	286.56	246.64	227.88	1580.66
	Thora Deep	226.13	220.95	209.20	186.24	168.93	160.64	1172.09
	Toot	0.00	0.00	0.00	0.00	0.00	0.00	0.00
	Uch	0.00	0.00	0.00	0.00	0.00	0.00	0.00
	Unar	247.51	198.54	183.84	183.92	188.01	178.48	1180.30
	Sub Total	18579.42	17379.14	17408.46	18406.02	17304.12	17860.04	106937.20
	Adam	127.00	125.00	117.00	129.00	110.00	107.00	715.00
	Adam West	448.00	460.00	385.00	454.00	447.00	450.00	2644.00
	Chachar	77.00	74.00	78.00	75.00	75.00	83.00	462.00
	Kabir	42.00	41.00	40.00	47.00	41.00	43.00	254.00
	Kandhkot	6798.00	6771.00	6765.00	6272.00	5727.00	5386.00	37719.00
MPCL	Mazrani	132.00	128.00	127.00	123.00	120.00	125.00	755.00
	Shahdad	329.00	329.00	313.00	350.00	371.00	337.00	2029.00
	Sharf	1520.00	1517.00	1403.00	1659.00	1676.00	1633.00	9408.00
	Sub Total	9473.00	9445.00	9228.00	9109.00	8567.00	8164.00	53986.00
	Aqeeq	89.64	87.75	81.12	80.63	75.92	76.90	491.96
	Kalabagh	0.00	0.00	0.00	0.00	0.00	0.00	0.00
	Koonj-1A	18.87	18.08	15.21	19.31	15.72	18.29	105.48
	Halini	0.00	0.00	0.00	0.00	0.00	0.00	0.00
	Halani Deep	0.00	0.00	0.00	0.00	0.00	0.00	0.00
	Mari	21056.27	21729.32	20847.82	21774.65	20909.23	21011.66	127328.95
Eni (Pak)	Sujawal	75.06	60.70	54.14	53.24	53.95	51.26	348.35
	Sujjal	471.37	466.99	448.57	450.69	433.21	445.42	2716.25
	Zarghum South	0.00	0.00	0.00	0.00	0.00	0.00	0.00
	Sub Total	21711.21	22362.84	21446.86	22378.52	21488.03	21603.53	130990.99
	Bhit	3351.94	3228.97	3066.35	3008.19	2900.98	2999.75	18556.18
	Badhra	2143.10	2073.13	2001.37	2014.33	1894.67	1916.86	12043.46
	Kadanwari	1141.88	1165.63	1751.88	1903.17	2091.42	2106.10	10160.08
OMV	Sub Total	6636.92	6467.73	6819.60	6925.69	6887.07	7022.71	40759.72
	Miano	1217.00	1204.00	1158.00	971.00	1104.00	1308.00	6962.00
	Latif	995.00	1053.00	984.00	1002.00	996.00	946.00	5976.00
	Sawan	1493.00	1486.00	1405.00	1423.00	1304.00	1305.00	8416.00
	Tajjal	48.00	46.00	39.00	37.00	35.00	36.00	241.00
OMV Maurice	Sub Total	3753.00	3789.00	3586.00	3433.00	3439.00	3595.00	21595.00
	Mehar	225.23	230.72	220.37	233.18	229.14	239.75	1378.39
	Mitha	---	---	---	---	---	270.68	270.68
PEL	Sofiya	276.85	326.11	297.17	291.42	268.93	245.46	1705.94
	Sub Total	502.08	556.83	517.54	524.60	498.07	755.89	3355.01
	Badar	475.00	433.12	537.23	538.92	524.32	564.78	3073.37
POGC	Block-22	254.73	253.04	210.84	243.81	209.55	221.24	1393.21
	Sub Total	729.73	686.16	748.07	782.73	733.87	786.02	4466.58
	Rehman	628.73	632.91	611.07	538.41	522.72	525.32	3459.16
KPK	Rizq	468.96	486.92	468.19	451.32	467.96	462.47	2805.82
	Sub Total	1097.69	1119.83	1079.26	989.73	990.68	987.79	6264.98
	Sindh Total	78854.21	78769.24	76811.87	80175.62	77454.80	77842.58	469908.32
OGDCL	Chanda	192.31	161.59	185.65	181.49	183.06	183.32	1087.42
	Nashpa	2793.89	2808.21	2743.82	2877.81	2797.16	2724.90	16745.79

Contd.

3.2 Production of Natural Gas

Unit:MMCF

Company	Field	July, 2018	August, 2018	September, 2018	October, 2018	November, 2018	December, 2018	July-Dec 2018 Total
MOL	Mela	296.05	249.57	257.76	280.56	268.61	274.18	1626.73
	Sub Total	3282.25	3219.37	3187.23	3339.86	3248.83	3182.40	19459.94
	Makori	19.21	29.33	28.48	28.89	13.71	23.39	143.01
	Makori Deep	153.56	199.24	190.77	180.89	177.37	180.16	1081.99
	Makori East	1977.65	2483.05	2359.86	2471.18	2207.36	2057.20	13556.30
	Mamikhel	665.68	656.19	595.75	634.72	597.08	650.49	3799.91
	Manzalai	816.14	814.95	622.12	621.15	622.86	577.76	4074.98
	Maramzai	4295.44	4306.58	3768.08	4283.95	4130.86	4254.15	25039.06
	Mardankhel	1180.43	1214.75	1345.23	1577.89	1259.74	930.30	7508.34
	Tolang	265.29	228.02	203.97	198.29	181.44	179.11	1256.12
	Tolanj West	325.08	321.66	265.24	305.16	293.81	297.47	1808.42
	Sub Total	9698.48	10253.77	9379.50	10302.12	9484.23	9150.03	58268.13
	KPK Total	12980.73	13473.14	12566.73	13641.98	12733.06	12332.43	77728.07
BALUCHISTAN								
OGDCL	Loti	762.42	771.23	746.55	735.03	754.86	831.83	4601.92
	Pirkoh	186.00	183.06	154.40	161.20	149.00	126.00	959.66
	Uch	13465.40	13644.50	13249.90	9708.74	5505.05	11823.75	67397.34
	Sub Total	14413.82	14598.79	14150.85	10604.97	6408.91	12781.58	72958.92
MPCL	Zarghum South	424.28	488.64	463.20	474.51	454.76	465.81	2771.20
	Sub Total	424.28	488.64	463.20	474.51	454.76	465.81	2771.20
PPL	Sui	12318.00	12220.00	11681.00	12368.00	11411.00	12170.00	72168.00
	Sub Total	12318.00	12220.00	11681.00	12368.00	11411.00	12170.00	72168.00
Balochistan Total		27156.10	27307.43	26295.05	23447.48	18274.67	25417.39	147898.12
Pakistan TOTAL		123749	124172	119881	122098	112969	120223	723093
PPL	Sui	12318.00	12220.00	11681.00	12368.00	11411.00	12170.00	72168.00
	Sub Total	12318.00	12220.00	11681.00	12368.00	11411.00	12170.00	72168.00
	Balochistan Total	27156.10	27307.43	26295.05	23447.48	18274.67	25417.39	147898.12
	Pakistan TOTAL	123749	124172	119881	122098	112969	120223	723093

3.3 Company wise Production of Crude Oil and Natural Gas for the month of December, 2018

Name of Company	Crude Oil (US Barrels)	Number of Oil Fields	% Share in Total Production	Natural Gas (MMCFt)	Number of Gas Fields	% Share in Total Production
OGDCL	1166367	52	41.70	35141.60	48	29.23
PPL	340301	9	12.17	22569.00	10	18.77
MPCL	45677	9	1.63	22249.59	9	18.51
OPPL	5198	1	0.19	1191.60	1	0.99
UEPL	516807	66	18.48	15876.00	80	13.21
Eni(Pak)	8487	3	0.30	7022.71	3	5.84
OMV	1936	2	0.07	3595.00	4	2.99
OMV Maurice	22984	2	0.82	755.89	2	0.63
OPL	6051	3	0.22	133.73	3	0.11
POL	71273	10	2.55	511.64	7	0.43
Dewan	1762	1	0.06	252.11	1	0.21
MOL	609865	9	21.81	9150.03	9	7.61
PEL	-	-	-	786.02	2	0.65
POGC	-	-	-	987.79	2	0.82
Total	2796708	167	100	120223	181	100

3.4 Province wise Production of Crude Oil and Natural Gas for the month of December, 2018

Province	Crude Oil (US Barrels)	Number of Oil Fields	% Share in Total Production	Natural Gas (MMCFt)	Number of Gas Fields	% Share in Total Production
Punjab	540519	30	19.3	4630	26	3.9
Sindh	994351	122	35.6	77843	138	64.7
K.P.K	1259628	12	45.0	12332	12	10.3
Balochistan	2210	3	0.1	25417	5	21.1
Total	2796708	167	100.0	120223	181	100.0

Source: Directorate General of Petroleum concession
M/O Petroleum & Natural Resources Islamabad.

3.5 Production of Crude Oil, Natural Gas And Electricity

Year	Month	Nuclear	Hydel	Thermal	Bagasse	Solar	Wind	Total Electricity Generation in (GWh)
2013-14		5090	32210	70485	100	----	265	108150
2014-15		5804	32867	70556	440	----	461	110128
2015-16		4602	34573	74697	632	207	791	115502
2016-17		6867	32132	81446	1011	654	1422	123532
2017-18		9849	27729	93545	1020	714	2124	134981
2018	Jul	849	3910	9662	92	62	429	15004*
	Aug	727	4508	9967	85	64	439	15790*
	Sep	768	4308	8324	93	64	342	13899*
	Oct	958	2408	7396	77	61	94	10994*
	Nov	887	3003	4912	43	48	127	9020*
	Dec	962	1347	5945	78	53	171	8556*

*= Provisional

Source: i. Electricity Generating Establishmer
ii. CPPA Fuel Adjustment Documents available
on NEPRA Website.

3.6 Mineral Production

Unit: M.T

Year	Month	Arg Clay	Brine	Barytes	Bauxite	Bentonite	Calcite	Chalk	China Clay	Coal	Copper Ore	Copper Blister	Chromite
2013-14		4934680	55175	133658	31156	40374	562	1005	16191	3340192	2919	8930	85585
2014-15		5097109	62301	118773	24689	23283	1694	515	18956	3407659	173	6718	101762
2015-16		5326563	60288	157858	57024	42038	1610	231	20726	3749312	0	2389	69333
2016-17		5954130	63795	91711	75375	42770	4448	0	28710	3953992	1065	20	105238
2017-18		6335680	63154	88847	146045	74268	1692	0	19483	4509739	926	0	97420
2018	Jul	435647	4816	15518	1877	1474	0	0	456	256195	0	0	28715
	Aug	492027	3900	11600	14831	2453	0	0	515	218701	0	0	26162
	Sep	516020	2574	5997	5064	1707	0	0	524	227624	0	0	27211
	Oct*	550631	3694	8228	8728	2715	0	0	1870	236423	0	0	34489
	Nov*	389246	3528	3823	5119	5292	0	0	1190	184945	0	0	34156
	Dec*	542986	4307	8140	18654	3245	0	0	830	198155	0	0	38553

*= Provisional

Source: Provincial Directorates of Mines & Minerals Punjab, Sindh, KPK, Balochistan & FATA.

3.6 Mineral Production

Unit: M.T

Year	Month	Dolomite	Emerald (Unit: Gram)	Feld- spar	Fire Clay	Flourite	Fullers Earth	Garnet+ Garnet Shist	Granite	Gravel	Gypsum	Iron ore	Laterite	Lime Stone	Magnesite
2013-14		720633	906	92672	465251	7500	6397	---	34993	387971	1326437	197074	448898	38786733	3770
2014-15		222378	3152	38568	404945	5962	8005	---	42854	130365	1417007	328915	427129	40470356	4581
2015-16		666755	3105	316289	550977	9494	13601	75	52473	282645	1871716	432156	716265	46123367	35228
2016-17		301124	2293	273468	584478	2263	18417	286	93464	399920	2079629	501664	643655	52149137	19656
2017-18		488825	3658	151743	841680	2777	9188	527	65752	932792	2489451	677206	852171	70792933	23596
2018	Jul	42352	315	16563	54172	1230	1932	---	9355	73200	254586	66619	171493	5137883	3638
	Aug	35111	285	16015	53017	2086	705	60	9914	91330	188550	62573	46427	6261711	3972
	Sep	37786	455	21712	60281	912	1287	0	13805	61125	223068	33915	76103	6271415	4176
	Oct	26697	424	16711	65300	739	1890	0	7450	132150	236926	71262	44862	7491368	8767
	Nov	32242	440	19212	63655	630	2446	0	10590	57900	268859	65943	46164	6010231	9224
	Dec	29469	432	17961	58072	542	1780	0	8998	95000	243123	58324	77069	6776464	6316

*= Provisional

Source: Provincial Directorates of Mines & Minerals Punjab, Sindh, KPK, Balochistan & FATA.

3.6 Mineral Production

Unit: M.T

Year	Month	Magnese	Marble	Nephrite	Ocher	Ordinary Sand	Ordinary Stone	Phosphate	Pumice	Quartz crystal, (Quartz+ Quartzite)	Rock Salt	Sand Stone
2013-14		5712	2919783	---	32634	3500	2895	101971	2074	92267	2220347	197511
2014-15		4890	2815621	1463	33909	2490	2155	84606	15	38117	2136361	136828
2015-16		70	4746638	1300	68352	12958	630	115140	2376	90588	3552948	52708
2016-17		1220	4906233	676	86080	54421	32572	61677	3060	98909	3534075	183549
2017-18		153	8812892	1935	76040	35150	89466	68541	3436	126324	3590511	2308854
2018	Jul	0	530553	92	8745	4300	300	3626	192	12249	317803	0
	Aug	0	485504	0	14296	4200	0	3560	81	13487	319502	0
	Sep	30	703105	92	9194	4200	250	7025	141	2328	394003	3382
	Oct	160	732325	92	5440	4200	0	8448	294	12989	353830	33701
	Nov	95	746855	92	6577	4200	0	7737	214	7659	322979	6813
	Dec	128	695093	92	7313	4200	0	8092	180	10324	354230	68241

Year	Month	Sea Salt/Lake Salt	Shale Clay	Serpentine	Silica Sand	Slate Stone	Soap Stone	Sulphur	Trona	Crude Oil (in 000 Barrels)	Natural Gas (in MMCFt)
2013-14		254985	4002008	95	297988	359569	89022	35672	810	31585	1493686
2014-15		205454	4012962	2235	267911	392818	116223	19730	360	34490	1465758
2015-16		219072	4176077	3892	387044	470829	125985	14869	1020	31652	1481551
2016-17		209126	3914902	6546	338457	587579	152279	23740	570	32269	1471854
2017-18		235497	4392160	609	375698	644313	141504	22040	350	32558	1458933
2018	Jul	13986	287864	194	24893	37124	6982	2121	10	2652	123749
	Aug	268129	447564	267	39338	17841	10207	1603	30	2708	124172
	Sep	16232	295568	67	42799	40987	12814	1682	10	2593	119881
	Oct	7939	379189	66	48768	52615	11791	1642	20	2850	122098
	Nov	6794	344976	69	34925	46801	12303	1662	40	2743	112969
	Dec	7367	359251	70	41033	49708	12047	0	30	2797	120223

* = Provisional

Source for Crude Oil and Natural Gas: Directorate General of Petroleum Concession, (Petroleum Division) Ministry of Energy, Islamabad
Source for all other minerals: Provincial Directorates of Mines & Minerals Punjab, Sindh, KPK, Balochistan & FATA.
i) Directorate General of Petroleum concession

4. HEALTH

4.1(a) Monthly Immunization Coverage

Number of doses administered (0-11 months)children during 2018

Month(s)	BCG	OPV-0	OPV-1	OPV-2	OPV-3	IPV
Jan	569368	494123	532721	486712	475187	454996
Feb	523662	456703	510107	476538	459745	450126
Mar	512757	455752	514958	491298	479182	467587
Apr	499391	438646	483729	472418	470411	461431
May	489791	443300	474331	456933	463165	451765
Jun	487687	448289	440482	425401	427222	420899
Jul	551794	507365	488340	436003	439976	488379
Aug	563067	502858	492074	447856	433911	490623
Sep						
Oct						
Nov						
Dec						
Total	4197517	3747036	3936742	3693159	3648799	3685806

Contd.

4.1(a) Monthly Immunization Coverage
Number of doses administered (0-11 months)children during 2018

Month(s)	Pentava- lent-1	Pentava- lent-2	Pentava- lent-3	Pneumo-1	Pneumo-2	Pneumo-3	Measles-1
Jan	532717	486605	472795	530660	485575	471735	430727
Feb	512479	479255	462986	511573	479270	461956	433689
Mar	516532	492783	480758	517069	493164	480794	465077
Apr	483037	472596	470907	483603	472250	469806	468504
May	473815	457403	462005	472318	456469	462047	468887
Jun	440472	425516	427419	440264	425042	426747	442889
Jul	435901	440827	487577	435425	438496	435510	476634
Aug	446314	433966	491356	447621	433688	430269	466096
Sep							
Oct							
Nov							
Dec							
Total	3841267	3688951	3755803	3838533	3683954	3638864	3652503

Source : National Institute of Health, Islamabad.

4.1(b) Monthly Immunization Coverage
Number of doses administered (12-23 Months) children during 2018

Month	BCG	OPV-1	OPV-2	OPV-3	Pentava- lent-1	Pentava- lent-2	Pentava- lent-3	Pneumo-1	Pneumo-2	Pneumo- 3	Measles-2
Jan	200	281	233	380	281	233	380	281	233	380	381538
Feb	0	281	233	380	281	233	380	281	233	380	392862
Mar	0	216	157	252	216	157	252	0	0	0	426923
Apr	0	312	268	239	312	268	239	0	0	0	437083
May	0	216	157	252	216	157	252	0	0	0	407104
Jun	0	337	297	281	337	297	281	0	0	0	418019
Jul	0	225	234	288	225	234	288	0	0	0	387770
Aug	0	312	267	276	312	267	276	0	0	0	378549
Sep											
Oct											
Nov											
Dec											
Total	200	2180	1846	2348	2180	1846	2348	562	466	760	3229848

BCG = Bacillus of Chalmette and Guérin
 OPV = Oral Polio Vaccine

Source : National Institute of Health, Islamabad.

4.1(c) Monthly Immunization Coverage
Number of TT doses administered to women during 2018

MONTH	Pregnant Women					Childbearing age women				
	TT1	TT2	TT3	TT4	TT5	TT1	TT2	TT3	TT4	TT5
Jan	382317	319363	14491	4454	1971	14832	8138	7380	2435	1102
Feb	393325	329799	15897	5012	2342	13928	9099	7472	2206	1013
Mar	401417	338781	15231	4105	1987	13208	8737	8102	2747	1348
Apr	397870	332961	15120	4371	2005	14567	8460	7513	2487	1106
May	402830	340565	13256	4107	2131	11846	8740	2228	2267	1102
Jun	384827	334439	12566	3628	1815	9786	7368	6881	1921	902
Jul	427940	341325	14140	3994	1934	1265	8638	5876	2819	1077
Aug	476098	413780	16671	4886	2926	1125	8375	6291	1799	1287
Sep										
Oct										
Nov										
Dec										
Total	3266624	2751013	117372	34557	17111	80557	67555	51743	18681	8937

TT = Tetanus Toxioid

Source : National Institute of Health, Islamabad.

4.2 Monthly Report on HIV Treatment Centres June, 2018

S. No	Centre Name	Male		Female		Children		Transgender		TOTAL	TOTAL on ART
		Total	On ART	Total	On ART	Total	On ART	Total	On ART		
Federal											
1	PIMS, Islamabad	2447	1321	446	327	59	43	15	8	2967	1699
Punjab											
2	CMH, Rawalpindi	110	109	0	0	0	0	0	0	110	109
3	Mayo Hospital, Lahore	1626	1226	151	123	6	1	44	21	1827	1371
4	Services Hospital, Lahore	463	245	187	111	0	0	2	2	652	358
5	Peaditric Unit, Services Hospital, Lahore	0	0	0	0	347	250	0	0	347	250
6	Shaukat Khanum Hospital, Lahore	325	296	203	174	16	5	0	0	544	475
7	Jinnah Hospital, Lahore	1480	945	310	213	0	0	63	41	1853	1199
8	DHQ Hospital, Sargodha	788	352	170	103	32	22	3	2	993	479
9	DHQ Hospital, D.G Khan	2227	1853	501	401	0	0	5	2	2733	2256
10	DHQ Hospital, Peaditric, D.G Khan	0	0	0	0	80	80	0	0	80	80
11	Allied Hospital, Faisalabad	1821	1622	225	215	0	0	4	4	2050	1841
12	Aziz Bhatti Hospital, Gujrat	1163	819	442	354	0	0	1	1	1606	1174
13	Civil Hospital, Multan	588	588	92	92	0	0	1	1	681	681
14	BB Shaheed Hospital Rawalpindi	347	147	12	7	0	0	27	16	386	170
15	DHQ Hospital Sheikhupura	88	87	13	13	0	0	1	1	102	101
16	Sheikh Zayed Hospital Rahim Yar Khan	279	225	37	28	7	4	0	0	323	257
17	Special Clinic Chiniot	12	12	6	6	0	0	1	1	19	19
18	Fountain House Lahore	2	0	0	0	0	0	11	6	13	6
19	THQ Hospital Kot Momin	123	88	177	124	22	6	0	0	322	218
20	ART Center Peads Kunja Gujrat	0	0	0	0	95	95	0	0	95	95
Sindh											
21	Civil Hospital, Karachi	5273	2977	486	396	27	0	142	98	5928	3471
22	Peaditric Unit, Civil Hospital, Karachi	0	0	0	0	231	182	0	0	231	182
23	Indus Hospital, Karachi	845	603	136	121	0	0	33	24	1014	748
24	Aga Khan Hospital, Karachi	58	45	14	13	0	0	0	0	72	58
25	Aga Khan Hospital, Peaditric, Karachi	0	0	0	0	73	57	0	0	73	57
26	ART Center Liyari Karachi	15	9	1	0	0	0	1	1	17	10
27	Chanka Medical College Hospital, Larkana	1671	1411	400	370	16	6	32	26	2119	1813
Khyber Pakhtunkhwa											
28	Hayatabad Medical Complex, Peshawar	1515	1403	464	448	64	60	22	22	2065	1933
29	Lady Reading Hospital, Peshawar	45	22	8	7	1	0	0	0	54	29
30	KDA Hospital, Kohat	287	254	125	120	22	19	0	0	434	393
Balochistan											
31	Bolan Medical Complex, Quetta	539	380	130	116	24	19	7	5	700	520
32	ART Center, Turbat	257	157	30	24	10	6	0	0	297	187
Total		24394	17196	4766	3906	1132	855	415	282	30707	22239

Source:- National AIDS Control Programme, NIH, Islamabad.

4.3(a) Register Veterinary Medical Practitioner With PVMC- 2018

RVMP Registration for the year of 2017	Male	Female	D.V.M	M.Sc	M.Phil	Ph.D	Total
Jan	37	5	42	Nil	Nil	Nil	42
Feb	47	2	49	Nil	Nil	Nil	49
Mar	35	2	37	Nil	Nil	Nil	37
Apr	58	12	70	Nil	Nil	Nil	70
May	57	7	64	Nil	Nil	Nil	64
Jun	61	5	66	Nil	Nil	Nil	66
Jul	215	36	251	Nil	Nil	Nil	251
Aug	72	16	88	Nil	Nil	Nil	88
Sep							
Oct							
Nov							
Dec							
Total	582	85	667	Nil	Nil	Nil	667

Total RVMP Registered since 1st January 2018 to 31st August 2018=667
 Total RVMP Registered since 30th May 2000 to 31st August 2018= 13007

Source:- Pakistan Veterinary Medical Council, Islamabad.

4.3(b) Registered Animal Husbandry Graduate With PVMC- 2018

RVMP Registration for the year of 2016	Male	Female	B.Sc. (Hons) A.H	M.Sc.	Ph.D	Total
Jan	Nil	Nil	Nil	Nil	Nil	Nil
Feb	Nil	Nil	Nil	Nil	Nil	Nil
Mar	Nil	Nil	Nil	Nil	Nil	Nil
Apr	Nil	Nil	Nil	Nil	Nil	Nil
May	Nil	Nil	Nil	Nil	Nil	Nil
Jun	1	Nil	Nil	Nil	1	1
Jul	1	Nil	1	Nil	Nil	1
Aug	1	Nil	1	Nil	Nil	1
Sep						
Oct						
Nov						
Dec						
Total	3	Nil	2	Nil	1	3

4.4 Tuberculosis Report (FTI) (Apr-June, 2018)

Provinces/Regions	TB Cases B+ (N+R)	CDR B+	TB All Types			CDR Total	% Treatment Success Rate* (TSR)
			Male	Female	Total		
Punjab	21667	83	29261	27178	56439	77	NA
Sindh	8059	70	9786	8694	18480	59	NA
K.P.K	3324	57	5446	5494	10940	66	NA
Balochistan	967	31	1213	1332	2545	31	NA
F.A.T.A	326	26	587	566	1153	34	NA
Gilgit Baltistan	118	34	375	463	838	89	NA
AJK	546	54	700	653	1353	49	NA
ICT	153	32	251	212	463	35	NA
Pakistan	35160	71	47619	44592	92211	67	NA

CDR : Case Deduction Rate

B+ Bacteriologically positive N+ New Case

R: Replapse Cases * Available One Year Lag

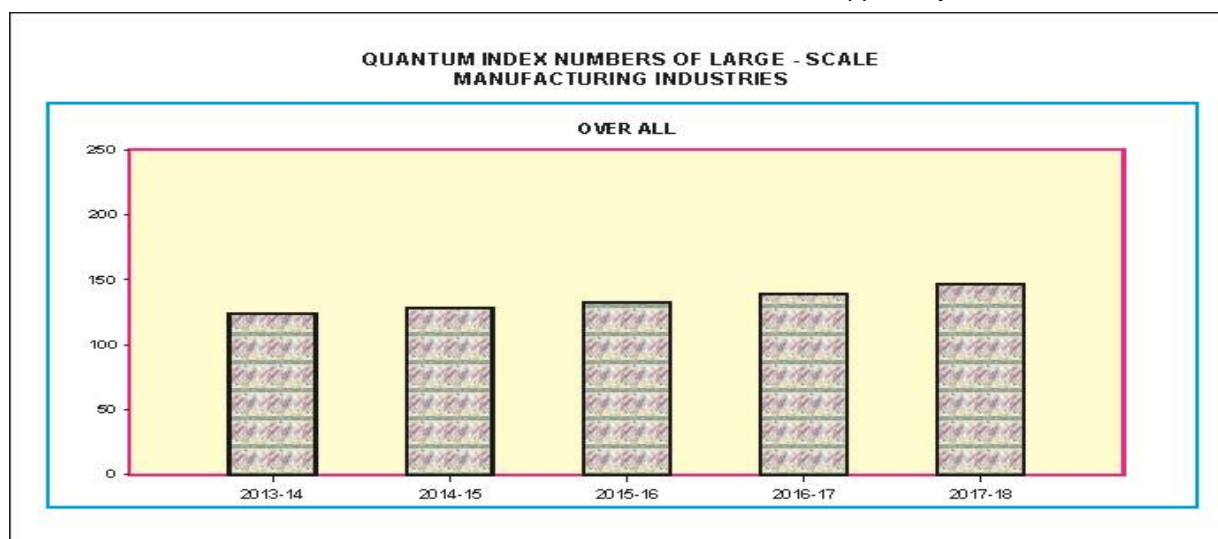
Source: National TB Control Programme NIH, Islamabad.

5. MANUFACTURING

5.1 Quantum Index Numbers of Large-Scale Manufacturing Industries

Year/month	Manufacturing (Over all)	Selected Items						
		Vegetable Ghee	Tea Blended	Cigarettes	Cotton Yarn	Cotton Cloth	Jute Goods	Paper & Board
(2005-06=100)								
2013-14	123.68	102.92	160.00	100.54	130.52	114.64	97.34	150.82
2014-15	127.89	102.88	184.39	97.71	131.94	114.73	90.32	136.53
2015-16	131.90	107.79	216.69	83.45	133.73	114.98	52.99	134.42
2016-17	139.55	111.15	234.42	53.54	134.62	115.44	57.31	147.30
2017-18	146.92	116.22	243.74	92.08	134.70	115.48	70.98	161.12
2017 Dec	153.58	125.24	376.09	83.80	135.02	115.51	76.02	169.74
2018 Jan	171.76	119.32	266.49	96.99	135.21	115.88	79.64	171.85
Feb	163.05	104.68	242.96	97.25	135.46	116.04	71.46	167.07
Mar	175.17	111.88	266.66	116.71	135.47	116.31	79.04	167.57
Apr	157.28	122.41	212.11	117.44	134.36	114.72	76.19	162.79
May	138.25	112.53	204.32	104.20	134.52	114.98	76.62	163.29
Jun	126.31	114.05	186.92	29.66	134.41	114.32	59.00	161.63
Jul	135.65	122.43	226.87	84.89	134.16	115.71	62.10	159.31
Aug	132.75	120.25	230.25	95.83	134.31	115.78	56.45	153.72
Sep	134.29	117.72	222.64	101.16	134.41	115.84	61.35	155.45
Oct	143.30	119.37	255.92	106.91	134.65	115.94	69.00	183.90
Nov	134.54	116.45	251.96	98.47	134.56	115.54	64.36	134.32
Dec	135.56	117.14	279.26	92.35	135.03	115.58	63.59	133.54

Source:- (i) Provincial Bureaux of Statistics
(ii) Ministry of Industries



Contd.

5.1 Quantum Index Numbers of Large-Scale Manufacturing Industries

Year/month		Selected Items				
		Cement	Auto Mobile	Fertilizers		
				Nit Fertilizer	Phos Fertilizer	Total
(2005-2006=100)						
2013-14		169.24	91.15	104.81	137.52	107.75
2014-15		173.37	112.59	108.91	150.60	112.66
2015-16		190.86	130.74	125.14	160.24	128.30
2016-17		199.43	145.41	127.03	164.74	130.42
2017-18		221.65	171.32	114.39	149.37	117.54
2017	Dec	223.59	155.27	121.76	151.45	124.43
2018	Jan	235.68	185.70	115.40	89.89	113.10
	Feb	220.10	164.09	101.00	147.49	105.18
	Mar	261.73	187.78	118.36	160.80	122.18
	Apr	244.67	187.58	114.95	87.83	112.51
	May	225.99	171.55	102.62	140.75	106.06
	Jun	170.59	147.68	117.24	158.20	120.92
	Jul	201.29	180.28	119.49	163.66	123.46
	Aug	193.15	155.22	120.99	162.98	124.77
	Sep	209.37	168.77	117.69	153.97	120.96
	Oct	255.98	192.08	138.39	139.03	138.44
	Nov	211.96	158.70	131.19	162.71	134.03
	Dec	208.79	118.03	134.61	153.42	136.30

Source: (i) Provincial Bureaus of Statistics
(ii) M/o. Industries & Production

5.2 Production of Manufacturing Items

Year / Month		Vegetable Ghee (i)		Sugar (i)		Tea Blended (ii)	
		No. of reporting factories	Production (Tonnes)	No. of reporting factories	Production (Tonnes)	No. of reporting factories	Production (Tonnes)
2013-14		87	1185215	84	5582353	10	101758
2014-15		87	1184760	78	5149776	5	117270
2015-16		87	1241346	78	5114899	5	137818
2016-17		87	1280086	78	7048558	5	149091
2017-18		94	1338472	84	6565817	10	155019
2017	Dec	94	120193	84	843165	10	19933
2018	Jan	94	114510	84	1745394	10	14124
	Feb	94	100459	84	1433016	10	12877
	Mar	94	107369	84	1592014	10	14133
	Apr	94	117480	84	810800	10	11242
	May	94	107990	84	91525	10	10829
	Jun	94	109454	84	9903	10	9907
	Jul	94	117497	84	0	10	12024
	Aug	94	115400	84	0	10	12203
	Sep	94	112979	84	0	10	11800
	Oct	94	114562	84	0	10	13564
	Nov	94	111757	84	0	10	13354
	Dec	94	112418	84	554544	10	14801

Contd.

5.2 Production of Manufacturing Items

Year/month		Beverages (i)		Cigarettes (ii)	
		No. of reporting factories	Production (000 litres)	No. of reporting factories	Production (Million Nos.)
2013-14		53	2551646	14	64482
2014-15		48	2955748	7	62667
2015-16		48	3137139	7	53522
2016-17		48	3564599	7	34341
2017-18			3484035		59058
2017	Dec	48	143536	7	4479
2018	Jan	48	168617	7	5184
	Feb	48	263257	7	5198
	Mar	48	302672	7	6238
	Apr	48	340873	7	6277
	May	48	347977	7	5569
	Jun	48	343310	7	1585
	Jul	48	335527	7	4537
	Aug	48	395830	7	5122
	Sep	48	338311	7	5407
	Oct	48	287533	7	5714
	Nov	48	214926	7	5263
	Nov	48	140397	7	4936

* In the new base 2005-06 Beverages has been replaced by soft drinks, juices, syrups and squashes and liquors.

Source: (i) Provincial Bureaus of Statistics
(ii) M/o. Industries & Production

Contd.

5.2 Production of Manufacturing Items

Year/Month		No. of reporting factories	Cotton Textiles (Mills sector)												
			Capacity installed			Capacity worked			Spindle hours worked (Mn. No.)	Looms hours worked (Mn.No.)	Rotors hours worked (Mn.No.)	Consumption of Raw Cotton (Tonnes)	Total Yarn Production (Tonnes)	Surplus Yarn (Tonnes)	Total Production of Cloth(000) (Sq.m)
			No. of Spindles (000)	No. of Looms (000)	No. of Rotors (000)	No. of Spindles (000)	No. of Looms (000)	No. of Rotors (000)							
2013-14		411	13184340	7934	185387	10998890	5890	125420	6602	2	41	111246	3323655	3222	1036100
2014-15		411	13184340	7934	185387	11057945	5234	113323	6559	2	41	113468	3359978	3358	1036950
2015-16		408	13409420	8188	187259	11263025	5488	115041	78549	28	568	115286	3415339	3302	1039183
2016-17		408	13409420	9084	198801	11338265	6384	126583	77213	30	596	115871	3428048	3312	1043290
2017-18															
2017	Dec	408	13409420	9014	198801	11263025	5899	124656	6546	3	51	9720	286535	257	87000
2018	Jan	408	13409420	9014	198801	11288105	5968	126583	6560	3	52	9725	286925	277	87275
	Feb	408	13409420	9014	198801	11313185	6037	126583	5939	2	47	9010	287450	278	87400
	Mar	408	13409420	9014	198801	11313185	6037	126583	6575	3	52	9850	287475	279	87600
	Apr	408	13409420	9014	198801	11313185	6037	126583	6460	3	50	9710	285125	275	86405
	May	408	13409420	9014	198801	11313185	6037	126583	6580	3	52	9870	285470	277	86600
	Jun	408	13409420	9084	198801	11338265	6384	126583	6620	2	48	9727	285240	276	86100
	Jul	408	13409420	9084	198801	11338265	6384	126583	6805	2	50	9858	284700	275	87150
	Aug	408	13409420	9084	198801	11338265	6384	126583	6885	2	50	9873	285015	275	87200
	Sep	408	13409420	9084	198801	11338265	6384	126583	6632	2	49	9742	285240	275	87250
	Oct	408	13409420	9084	198801	11338265	6384	126583	6885	2	50	9762	285750	276	87325
	Nov	408	13409420	9084	198801	11338265	6384	126583	6332	2	49	9759	285545	276	87025
	Dec	408	13409420	9084	198801	11338265	6384	126583	6881	2	49	9834	286550	277	87050

Source: Textile Commissioner Organization Karachi.

5.2 Production of Manufacturing Items

Year / Month	Cotton Cloth (Mills Sector) (Thousand square metres)															Grand Total
	Fine					Medium					Coarse					
	Grey	Blea-ched	Dyed & Printed	Blen-ded	Total	Grey	Blea-ched	Dyed & Printed	Blend-ed	Total	Grey	Blea-ched	Dyed & Printed	Blend-ed	Total	
2013-14	332500	43042	88491	41699	505732	123095	55999	172216	7353	358663	116821	29281	18167	10537	174806	1039201
2014-15	334305	40579	36469	39118	500470	122312	54492	172566	6054	355424	120793	32228	21312	13062	187395	1043289
2015-16	28160	3626	7456	3518	42760	10363	4650	14446	564	30023	9870	2413	1449	785	14517	87300
2016-17	28247	3643	7473	3545	42908	10380	4672	14469	581	30102	9887	2435	1470	698	14490	87500
2017-18	28130	3576	7406	3467	42579	10263	4550	14346	464	29623	9770	2313	1389	641	14113	86315
2017 Dec	28073	3217	7032	3076	41398	10275	4440	14271	453	29439	10267	2824	1926	1146	16163	87000
2018 Jan	28132	3241	7056	3100	41529	10301	4461	14291	479	29532	10285	2837	1938	1154	16214	87275
Feb	28172	3247	7063	3106	41580	10315	4469	14298	492	29574	10296	2843	1945	1154	16238	87400
Mar	28235	3256	7078	3115	41684	10340	4471	14314	505	29630	10318	2855	1956	1157	16286	87600
Apr	28005	3115	7010	3030	41150	10185	4406	14075	454	29120	10203	2846	1941	1145	16135	86405
May	28073	3129	7017	3036	41255	10206	4413	14102	460	29181	10221	2850	1945	1148	16164	86600
Jun	27927	3084	7002	2992	41005	10064	4404	14087	451	29006	10173	2836	1939	1141	16089	86100
Jul	28215	3173	7195	3068	41651	10213	4485	14135	492	29325	10205	2878	1943	1148	16174	87150
Aug	28220	3181	7197	3079	41677	10229	4488	14142	493	29352	10210	2881	1939	1141	16171	87200
Sep	28272	3189	7245	3081	41787	10219	4424	14130	487	29260	10198	2894	1956	1155	16203	87250
Oct	28281	3185	7201	3082	41749	10241	4497	14157	497	29392	10207	2888	1945	1144	16184	87325
Nov	28009	3179	7233	3080	41501	10235	4423	14141	478	29277	10241	2897	1949	1160	16247	87025
Dec	28029	3167	7241	3069	41506	10232	4417	14137	480	29266	10265	2891	1957	1165	16278	87050

Source: Textile Commissioner's Organization, Karachi.

Contd.

5.2 Production of Manufacturing Items

Year / month	No. of reporting factories	Jute Textiles								
		Capacity installed		Capacity worked		Production (Tonnes)				Raw Jute consumed (Bales)
		No. of Spindles	No. of Looms	No. of Spindles	No. of Looms	Total	Hessian	Sacking	Others	
2013-14	10	36392	1755	23759	974	102820	12748	77188	12884	57118
2014-15	10	24544	1092	20607	847	94392	13126	64840	16426	40107
2015-16	10	24272	1134	8186	569	55377	13473	30027	11877	33205
2016-17	10	24272	1138	12917	711	59890	9466	36785	13639	91773
2017-18	10	24272	1138	13228	710	6539	584	4936	1019	110397
2017 Dec	10	24712	1138	14081	763	6620	791	4463	1366	86181
2018 Jan	10	24712	1138	9288	789	6936	831	4975	1130	120353
Feb	10	24712	1138	14502	779	6223	765	4271	1187	128066
Mar	10	24712	1072	14276	772	6883	710	5038	1135	134959
Apr	10	24712	1072	13756	726	6635	585	4896	1154	145331
May	10	24712	1072	14685	802	6673	789	4954	930	148914
Jun	10	24712	1072	14331	796	5138	753	3601	784	163221
Jul	10	24712	1072	13971	743	5408	847	3630	931	162557
Aug	10	24712	1072	13862	754	4916	857	3239	820	190245
Sep	10	24712	1072	13363	735	5343	1021	3358	964	203021
Oct	10	24712	1072	13675	718	6009	1083	3675	1251	191621
Nov	10	24712	1072	13799	744	5605	959	3455	1191	165433
Dec	10	24712	1072	13636	736	5538	1152	3338	1048	152488

Source: Pakistan Jute Mills Association, Lahore.

Contd.

5.2 Production of Manufacturing Items

Year/month		Paper		Paper Board	
		No. of reporting factories	Production (Tonnes)	No. of reporting factories	Production (Tonnes)
2013-14		19	218655	12	465845
2014-15		36	203994	21	415657
2015-16		36	233146	21	376913
2016-17		36	263876	21	404625
2017-18		36	273898	21	457331
2017	Dec	36	24464	21	39732
2018	Jan	36	23595	21	41401
	Feb	36	25094	21	38091
	Mar	36	25138	21	38238
	Apr	36	24230	21	37338
	May	36	22902	21	38855
	Jun	36	22687	21	38441
	Jul	36	22243	21	38008
	Aug	36	21737	21	36402
	Sep	36	20658	21	38135
	Oct	36	24242	21	45310
	Nov	36	21338	21	29461
	Dec	36	20792	21	29715

5.2 Production of Manufacturing Items

Year / month		Chemicals (Tonnes)				
		No. of reporting factories	Soda Ash (i)	Caustic Soda (i)	Sulphuric Acid (ii)	Chlorine Gas (ii)
2013-14		2	409148	167465	85348	14960
2014-15		2	437106	183952	70229	17355
2015-16		2	468507	225250	75139	16397
2016-17		2	479718	223855	55979	16316
2017-18		2	509753	270126	49354	16532
2017	Dec	2	42082	26013	4007	1812
2018	Jan	2	42944	26122	2759	1623
	Feb	2	39522	21686	4057	1399
	Mar	2	47544	26698	4267	1251
	Apr	2	46576	27183	3311	1203
	May	2	47425	25298	3909	1181
	Jun	2	45712	22577	3945	1220
	Jul	2	44820	24164	3937	1463
	Aug	2	43341	22053	4021	1589
	Sep	2	46011	20517	4269	1581
	Oct	2	48578	21825	8318	1594
	Nov	2	44551	21133	2708	1476
	Dec	2	48487	17294	6536	1535

Source:- (i) Provincial Bureaus of Statistics
(ii) M/o. Industries & Production.

Contd.

5.2 Production of Manufacturing Items

Year/ month	Chemical Fertilizers (Tonnes) (i)						Paints & Varnishes Solid(ii)		Paints & Varnishes Liquid (ii)	
	No. of reporting factories	Urea	Super Phosphate	Ammonium Nitrate	Nitro Phosphate	DI.Amm. Phosphate	No. of reporting factories	Production (Tonnes)	No. of reporting factories	Production (000 Ltrs.)
2013-14	11	4930283	87754	519104	447168	693142	22	37236	20	40528
2014-15	11	5073083	63583	569182	501901	754853	22	48631	20	43077
2015-16	11	5846881	89461	647351	594633	787578	22	53651	20	54028
2016-17	14	5912728	81649	664656	630156	802385	22	49173	20	56563
2017-18	14	5405194	65194	518947	471352	758379	22	51708	20	49282
2017 Dec	14	484372	5551	42762	37325	65437	22	4361	20	3437
2018 Jan	14	456909	5698	42153	35260	31073	22	4578	20	3505
Feb	14	397835	3831	37618	32844	64635	22	3959	20	3824
Mar	14	468488	3037	43999	36766	71112	22	4362	20	3642
Apr	14	456692	3681	40092	34493	30945	22	4333	20	3758
May	14	408834	5422	34716	27134	62100	22	4226	20	3513
Jun	14	471807	4525	34115	31836	71185	22	4219	20	3358
Jul	14	478105	6482	39707	36044	73321	22	4213	20	3392
Aug	14	486140	2072	39945	36921	75494	22	3867	20	3662
Sep	14	466282	8807	40127	36747	64540	22	3765	20	3530
Oct	14	559904	12979	36118	34824	55710	22	4825	20	3579
Nov	14	524742	12854	36845	43967	66483	22	4005	20	3714
Dec	14	537310	3758	40088	38835	63538	22	3969	20	3363

Source: (i) Provincial Bureau of Statistics.
(ii) M/o. Industries & Production.

Contd.

5.2 Production of Manufacturing Items

Year/Month	No. of Reporting Refineries	Petroleum Products (000 Ltrs.)											
		Jet Fuel	Kerosene	Motor Spirit	High Speed Diesel	Diesel Oil N.O.S.	Furnace Oil	Lubricating Oil	Jute Batching Oil	Solvent-Neptha	L.P.G.	Petroleum Products N.O.S.	Total Petroleum Products
2013-14	4	995514	175699	2171499	5088237	60893	3041178	224608	2789	1008195	380597	279584	13428792
2014-15	4	1032079	218450	2195500	5327291	56827	3121192	209475	2666	1382571	382403	296135	14224589
2015-16	4	1080694	183786	2215729	5235662	34950	3079586	233193	1759	1242105	441358	410818	14159638
2016-17	4	1134864	161097	2517957	5466522	28770	3215366	216810	2596	1026183	501370	367459	14638994
2017-18	4	1128146	141600	2988436	6282558.4	38369	3477921	200204	2831	1084763	725174	507135.99	16577137.2
2017 Dec	4	97850	12342	228671	400706	2245	207167	15932	313	77388	52415	43989	43989
2018 Jan	4	96756	9110	234595	515687	2798	273406	17076	147	87903	57224	46643	1341346
Feb	4	94013	10529	278731	514216	3132	245991	16324	201	58727	66599	51195	1339658
Mar	4	108396	11606	283057	542969	3738	272015	18876	289	84590	73556	53920	1453011
Apr	4	100646	9833	268276	572544	4467	312768	19439	363	93840	77951	43961	1504087
May	4	101648	11891	273393	588953	3404	336518	17076	181	91193	71611	46012	1541881
Jun	4	78566	14740	275714	555621	5183	268214	17802	277	73227	59023	39956	1388324
Jul	4	77958	15557	15557	519779	2410	285800	18008	114	54078	78687	25729	1357165
Aug	4	84538	14465	14465	480874	2879	270905	17291	207	55382	71130	23582	1290484
Sep	4	75221	10595	10595	495763	4959	268741	17793	282	45356	74732	23967	1287603
Oct	4	96258	9604	9604	506857	4202	284017	19042	221	77755	77644	29041	1381358
Nov	4	83113	5663	5663	482977	4057	248256	17226	204	42649	70981	29328	1242683
Dec	4	94490	10514	10514	364685	2375	195711	20443	149	72140	66374	28385	1056766

Source:- Oil Companies Advisory Committee.

Contd.

5.2 Production of Manufacturing Items

Year/month	Manufacture/Assembly of Automobiles (Nos.) (i)							Bicycles (ii)	
	Cars	Jeeps (4x4)	Light commercial vehicles	Trucks	Buses	Motor Cycles	Tractors	No. of reporting factories	Production (Nos.)
2013-14	116281	1217	17477	2674	559	1728137	34524	3	203669
2014-15	152524	1109	28189	4039	575	1777251	48883	3	210931
2015-16	179944	773	35836	5666	1070	2071123	34914	3	198966
2016-17	186936	3530	24265	7712	1118	2500650	53975	3	200218
2017-18	217774	13364	29055	9187	784	2825071	71894	3	199819
2017 Dec	16598	1187	2554	625	34	225532	4916	3	17501
2018 Jan	20434	904	2685	864	26	225532	6419	3	16025
Feb	17633	940	2321	703	52	225532	6543	3	16100
Mar	20312	963	2698	826	68	225532	6975	3	17296
Apr	19226	1444	2512	829	93	225532	7950	3	16495
May	17034	1193	2061	808	66	225532	6870	3	16728
Jun	15348	886	1877	643	70	225532	4523	3	17366
Jul	21377	722	2741	856	108	214225	4558	3	15354
Aug	17977	721	2305	532	99	197701	4341	3	14397
Sep	18834	704	1971	661	74	238773	5040	3	14212
Oct	22553	763	2143	697	61	251670	6382	3	14717
Nov	19521	608	1796	549	99	194518	3938	3	14283
Dec	13232	408	1631	456	74	180083	1710	3	13863

Source:- (i) Provincial Bureau of Statistics
(ii) M/o. Industries & Production

Contd.

5.2 Production of Manufacturing Items

Year/month		Steel Products (Tonnes) (i)					
		Coke	Pig iron	Billets	H.R. sheets/ strips/plates/ coils	C.R. sheets/ strips/plates/ coils	Galvanized sheets
2013-14		275777	265478	2730992	127028	2848	0
2014-15		57394	1509	3183258	0	0	0
2015-16		0	0	4099000	0	0	0
2016-17		0	0	408000	0	0	0
2017-18		0	0	424000	0	0	0
2017	Dec	0	0	425000	0	0	0
2018	Jan	0	0	430000			
	Feb	0	0	436000			
	Mar	0	0	435000			
	Apr	0	0	396000			
	May	0	0	375000			
	Jun	0	0	442000			
	Jul	0	0	436000			
	Aug	0	0	430000			
	Sep	0	0	415000			
	Oct	0	0	320000			
	Nov	0	0	321000			
	Dec	0	0	283000			

Source: M/o. Industries & Production.

Contd.

5.2 Production of Manufacturing Items

Year/Month		Cycle Tyres (i)		Cycle Tubes (i)		Motor tyres (i)		Motor tubes (i)		Cement (ii)	
		No. of reporting factories	Production (000 Nos.)	No. of reporting factories	Production (000 Nos.)	No. of reporting factories	Production (000 Nos.)	No. of reporting factories	Production (000 Nos.)	No. of reporting factories	Production (000 MT)
2013-14		10	4038	10	8061	8	8802	8	20825	23	31418
2014-15		10	4633	10	8391	8	9058	8	22001	23	32185
2015-16		10	4205	10	7285	8	9735	8	24467	23	35432
2016-17		10	3930	10	7577	8	9710	8	24635	23	37022
2017-18		10	3725	10	7671	8	10374	8	24646	23	41148
2017	Dec	10	325	10	661	8	891	8	2056	23	3459
2018	Jan	10	335	10	669	8	906	8	2056	23	3646
	Feb	10	314	10	629	8	850	8	2037	23	3405
	Mar	10	309	10	623	8	878	8	2054	23	4049
	Apr	10	304	10	614	8	893	8	2051	23	3785
	May	10	305	10	625	8	867	8	2056	23	3496
	Jun	10	307	10	630	8	834	8	2056	23	2639
	Jul	10	360	10	789	8	914	8	2060	23	3114
	Aug	10	363	10	792	8	864	8	2065	23	2988
	Sep	10	365	10	796	8	895	8	2111	23	3239
	Oct	10	368	10	800	8	931	8	2133	23	3960
	Nov	10	372	10	805	8	925	8	2114	23	3279
	Dec	10	379	10	814	8	869	8	2140	23	3230

Source:(i) Provincial Bureaus' of Statistics.
(ii) M/o. Industries & Production.

Contd.

5.2 Production of Manufacturing Items

Year/month		No. of Reporting Factories	Electric Bulbs (iii) Production (000 Nos.)	No. of Reporting Factories	Electric Tubes (iii) Production (000 Metres)
2013-14		7	75106	0	0
2014-15		7	64623	0	0
2015-16		7	73915	0	0
2016-17		7	72394	0	0
2017-18		7	76440	0	0
2017	Dec	7	6349	0	0
2018	Jan	7	5628	0	0
	Feb	7	3456	0	0
	Mar	7	5423	0	0
	Apr	7	6797	0	0
	May	7	6070	0	0
	Jun	7	5366	0	0
	Jul	7	6328	0	0
	Aug	7	6365	0	0
	Sep	7	6158	0	0
	Oct	7	5084	0	0
	Nov	7	4778	0	0
	Dec	7	4781	0	0

Source: Provincial Bureaus of Statistics.

Contd.

5.2 Production of Manufacturing Items

Year/Month		Sewing Machines		Electric Motors		Electric Transformers		T.V. Sets	
		No. of reporting factories	Production (Nos.)	No. of reporting factories	Production (Nos.)	No. of reporting factories	Production (Nos.)	No. of reporting factories	Production (Nos.)
2013-14		8	19834	19	9906	7	12175	9	426600
2014-15		8	19272	19	9013	7	24993	9	428164
2015-16		8	13465	19	7319	7	32758	9	453205
2016-17		8	18290	19	9206	7	36995	9	438869
2017-18		8	23360	19	26359	7	46105	9	400307
2017	Dec	8	1707	19	4532	7	3489	9	32389
2018	Jan	8	3591	19	2565	7	3455	9	32072
	Feb	8	3129	19	1217	7	2367	9	34373
	Mar	8	912	19	1237	7	3097	9	34607
	Apr	8	1601	19	1249	7	6053	9	35717
	May	8	4307	19	1217	7	6236	9	34022
	Jun	8	1616	19	1144	7	3894	9	31670
	Jul	8	2964	19	3947	7	2775	9	32134
	Aug	8	1385	19	2208	7	2683	9	32278
	Sep	8	2828	19	3711	7	3128	9	31601
	Oct	8	3137	19	4975	7	3125	9	32858
	Nov	8	3597	19	6303	7	2738	9	32967
	Dec	8	2828	19	2132	7	2733	9	32700

Source: Provincial Bureaus of Statistics.

6. MONEY & CREDIT

6.1 Reserve Money

(Million Rupees)

Components	2013-14	2014-15	2015-16	2016-17	2017-18
A. Currency in Circulation	2177873	2554749	3333784	3911315	4387828
B. Cash in Tills	139490	160299	229331	264627	255891
C. Other Deposits with SBP1	13147	13747	18756	22692	26962
D. Bank Deposits	530746	413234	391760	669338	813949
Reserve Money (A+B+C+D)		3142030	3973631	4867971	5484630
Factor Affecting Reserve Money (RM)	2861256				
A. Net Foreign Assets		722415	1033016	828923	12453
B. Net Domestic Assets (1+2+3)		2419615	2940615	4039049	5472177
1. Net Govt. Sector Borrowing (i+ii)	2432250	1919064	1430400	2337124	3600435
i. Borrowings for Budgetary Support	2409794	1928868	1442243	2350109	3613406
a) Federal Government	22456	2098634	1730308	2440624	3667619
of which deposits with SBP		-235865	-329211	-91238	-40546
b) Provincial Government	494563	-168045	-278291	-88555	-43840
Balochistan		-42170	-18257	-1460	-5329
Khyber Pakhtunkhwa	500041	-27663	-76020	-30245	-23945
Punjab	51923	-74384	-96432	-38146	-5114
Sindh	42833	-23829	-87581	-18704	-9453
c) AJK Government	160553	3049	955	7279	5515
d) Gilgit-Baltistan	--	-4769	-10730	-9239	-15888
ii. Others	244731	-9803	-11843	-12985	-12971
2. Credit to Non-Govt. Sector (i+ii+iii)		394911	402348	491157	562297
i. Claims on Scheduled Banks(a+b+c+d+e)	18597	400734	407364	500160	569866
a. Agriculture Sector	-24075	52026	51758	1217	1056
b. Industrial Sector		39405	42321	79196	113524
c. Export Sector	-555023	193124	204617	238383	292539
d. Housing Sector	2371790	-	-	-	-
e. Others	489467	116178	108668	181364	162747
ii. Claims on NBFIs	2861256	18252	19228	15241	16675
iii. PSEs Special A/c Debt Repayment with SBP/PSPC*	--	-24075	-24244	-24244	-24244
3. Other Items (Net)	--	105639	1107867	1210768	1309445
Reserve Money (RM) (A+B)	--	3142030	3973631	4867971	5484630

P Provisional

Source: Statistics & Data Warehouse Department, SBP.

Note: 1. Excluding IMF A/c Nos. 1&2, SAF loan account, counterpart funds, deposits of foreign central banks, foreign govts. International organizations and deposit money banks.

- i. Data is based on weekly returns. The quarterly data covers the period up to the last working day of the month and others months data up to the last working day of last week.
- ii. Data from 30 June 2013 onward is revised on account of reclassification of SBP accounts.

6.1 Reserve Money

(Million Rupees)

Components	2017	2018		
	Dec.	Jan.	Feb.	Mar.
A. Currency in Circulation	3926957	3993781	4053248	4098603
B. Cash in Tills	201307	204511	202153	197485
C. Other Deposits with SBP1	22624	22914	22737	22983
D. Bank Deposits	733921	714907	674214	747299
Reserve Money (A+B+C+D)	4884808	4936114	4952351	5066370
Factor Affecting Reserve Money (RM)				
A. Net Foreign Assets	642399	543853	430973	364599
B. Net Domestic Assets (1+2+3)	4242409	4392261	4521378	4701771
1. Net Govt. Sector Borrowing (i+ii)	2336355	3241700	2777205	4502969
i. Borrowings for Budgetary Support	2347380	3253035	2786158	4511578
a) Federal Government	2602428	3521780	3074519	4749712
of which deposits with SBP	-12470	-17388	-608147	-15348
b) Provincial Government	-247782	-259227	-273622	-226928
Balochistan	-39238	-42528	-41786	-40155
Khyber Pakhtunkhwa	-53043	-54617	-67870	-61825
Punjab	-79162	-81892	-82567	-69243
Sindh	-76340	-80189	-81398	-55706
c) AJK Government	4587	4819	329	3900
d) Gilgit-Baltistan	-11853	-14337	-15068	-15106
ii. Others	-11025	-11335	-8954	-8608
2. Credit to Non-Govt. Sector (i+ii+iii)	554120	559490	556586	561539
i. Claims on Scheduled Banks(a+b+c+d+e)	562690	567782	564745	569611
a. Agriculture Sector	993	914	936	935
b. Industrial Sector	97661	99557	103063	106260
c. Export Sector	299206	302481	296155	296358
d. Housing Sector	-	--	--	--
e. Others	164830	164830	164592	166059
ii. Claims on NBFIs	15674	15952	16085	16171
iii. PSEs Special A/c Debt Repayment	-24244	-24244	-24244	-24244
with SBP/PSPC*				
3. Other Items (Net)	1351933	591071	1187587	-362737
Reserve Money (RM) (A+B)	4884808	4936114	4952351	5066370

Contd.

6.1 Reserve Money

(Million Rupees)

Components	2018			
	Apr.	May.	Jun.	Jul.
A. Currency in Circulation	4190279	4367855	4387828	4413596
B. Cash in Tills	233884	261674	255891	229300
C. Other Deposits with SBP ¹	23732	26383	26962	28120
D. Bank Deposits	680539	716538	813949	781588
Reserve Money (A+B+C+D)	5128434	5372450	5484630	5452605
Factor Affecting Reserve Money (RM)				
A. Net Foreign Assets	355243	196588	11602	146262
B. Net Domestic Assets (1+2+3)	4773190	5175862	5473029	5306343
1. Net Govt. Sector Borrowing (i+ii)	3657662	4742798	3600077	3655042
i. Borrowings for Budgetary Support	3666206	4751412	3613047	3668676
a) Federal Government	3823090	4914953	3667260	3829572
of which deposits with SBP	-973215	-10869	-12957	-1794627
b) Provincial Government	-138897	-146300	-43840	-145504
Balochistan	-37253	-26796	-5329	-9300
Khyber Pakhtunkhwa	-52598	-47766	-23945	-43343
Punjab	-16245	-45992	-5114	-69779
Sindh	-32501	-25747	-9453	-23081
c) AJK Government	-589	1256	5515	2361
d) Gilgit-Baltistan	-17397	-18497	-15888	-17754
ii. Others	-8544	-8614	-12971	-13633
2. Credit to Non-Govt. Sector (i+ii+iii)	564723	560000	565867	577825
i. Claims on Scheduled Banks(a+b+c+d+e)	572757	568063	573179	585079
a. Agriculture Sector	894	935	1056	1007
b. Industrial Sector	107481	109296	113524	113556
c. Export Sector	298342	291792	292558	308779
d. Housing Sector	--	-	-	-
e. Others	166040	166040	166040	161738
ii. Claims on NBFIs	16210	16181	16932	16990
iii. PSEs Special A/c Debt Repayment	-24244	-24244	-24244	-24244
with SBP/PSPC*				
3. Other Items (Net)	550806	-126936	1307085	1073476
Reserve Money (RM) (A+B)	5128433	5372450	5484630	5452605

Contd.

6.1 Reserve Money

(Million Rupees)

Components	2018				
	Aug.(R)	Sep.	Oct.	Nov.	Dec.
A. Currency in Circulation	4618601	4378519	4441899	4547788	4531098
B. Cash in Tills	250269	224115	215134	220150	226119
C. Other Deposits with SBP ¹	28205	28347	28341	27498	27173
D. Bank Deposits	698554	822689	714896	963044	867763
Reserve Money (A+B+C+D)	5595629	5453669	5400269	5758480	5652153
Factor Affecting Reserve Money (RM)					
A. Net Foreign Assets	78241	-79707	-119569	-339960	-532858
B. Net Domestic Assets (1+2+3)	5517388	5533376	5519839	6098440	6185011
1. Net Govt. Sector Borrowing (i+ii)	4695341	5118495	6247820	6666742	4858886
i. Borrowings for Budgetary Support	4708614	5131734	6261329	6680584	4870500
a) Federal Government	4946562	5403499	6526270	6858860	5103597
of which deposits with SBP	-38087	-38119	-38049	-38024	-38281
b) Provincial Government	-219844	-252730	-247931	-156922	-212302
Balochistan	-18716	-24208	-24711	-31176	-33347
Khyber Pakhtunkhwa	-54647	-50843	-61277	-42273	-50186
Punjab	-96704	-116462	-100439	-52354	-97363
Sindh	-49777	-61218	-61505	-31119	-31405
c) AJK Government	833	918	2532	-1461	-2451
d) Gilgit-Baltistan	-18937	-19954	-19542	-19893	-18344
ii. Others	-13273	-13239	-13509	-13842	-11614
2. Credit to Non-Govt. Sector (i+ii+iii)	374291	549104	595159	626947	623494
i. Claims on Scheduled Banks(a+b+c+d+e)	381297	556025	601921	633034	629418
a. Agriculture Sector	1053	1032	1075	1069	1046
b. Industrial Sector	115779	116584	117474	122457	126698
c. Export Sector	101717	269256	314215	340309	348622
d. Housing Sector	-	-	-	-	-
e. Others	162748	169153	169156	169198	153052
ii. Claims on NBFIs	17239	17323	17482	18157	18320
iii. PSEs Special A/c Debt Repayment with SBP/PSPC*	-24244	-24244	-24244	-24244	-24244
3. Other Items (Net)	447755	-134224	-1323140	-1195249	702631
Reserve Money (RM) (A+B)	5595629	5453669	5400269	5758480	5652153

P Provisional

Source; State Bank of Pakistan.

Note: 1. Excluding IMF A/c Nos. 1&2, SAF loan account, counterpart funds, deposits of foreign central banks, foreign govts. International organizations and deposit money banks.

i. Data is based on weekly returns. The quarterly data covers the period up to the last working day of the month and others months data up to the last working day of last week.

ii. Compilation of M I Based on weekly data has been discontinued and being compiled on monthly basis given in Table 2.1. The comparison of weekly and monthly compilation methodologies is available link, <http://www.sbp.org.pk/ecodata.asp>.

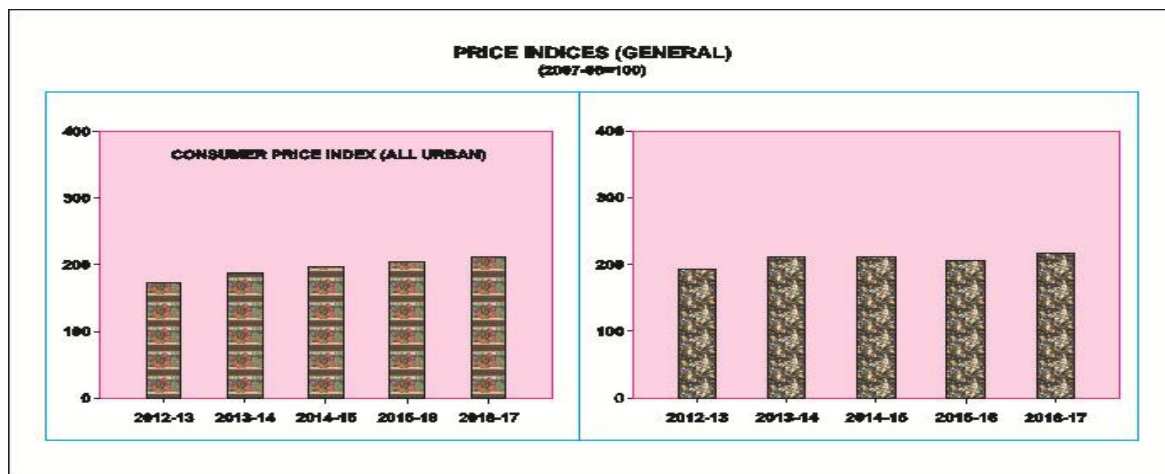
iii. Data from 30 June 2013 onward is revised on account of reclassification of SBP accounts.

* Includes investment of Rs. 100,149 million in Pakistan Security Printing Corporation (PSPC).

7. PRICE

7.1 Price Indices (General) with Percentage Change

Year / month	Consumer price index (all urban)		Wholesale Price Index	
	index	Annual/monthly rate of change (%)	index	Annual/monthly rate of change (%)
(2007-08 = 100)				
2013-14	189.58	8.62	210.48	8.15
2014-15	198.16	4.53	209.85	-0.30
2015-16	203.82	2.86	207.65	-1.05
2016-17	212.29	4.16	216.02	4.03
2017-18	220.62	3.92	223.52	3.47
2017 Dec	220.20	-0.10	221.00	0.36
2018 Jan	220.27	0.03	224.99	1.81
Feb	219.58	-0.31	224.66	-0.15
Mar	220.25	0.31	225.22	0.25
Apr	224.25	1.82	228.07	1.27
May	225.40	0.51	230.98	1.28
Jun	226.68	0.57	234.40	1.48
Jul	228.80	0.94	240.04	2.41
Aug	229.27	0.21	241.93	0.79
Sep	229.14	-0.06	238.25	-1.52
Oct	234.98	2.56	248.19	4.17
Nov	234.75	0.11	249.92	0.70
Dec	233.78	-0.41	247.72	-0.88



7.2 Combined Sensitive Price Indicator (SPI) by Quantile

Year/Month	Quantile					
	Q.1	Q.2	Q.3	Q.4	Q.5	Q.6
(2007-08=100)						
2013 - 14	201.15	206.95	208.93	210.70	209.74	208.66
2014 - 15	204.66	210.75	213.79	215.40	212.95	212.61
2015 - 16	207.35	214.44	215.92	219.76	216.77	216.09
2016 - 17	210.59	218.51	219.34	224.11	221.13	220.12
2017 - 18	212.44	220.56	222.20	226.97	225.03	223.58
2017 Dec	215.47	223.27	224.68	229.09	226.47	225.66
2018 Jan	213.22	221.22	222.75	227.45	225.47	224.13
Feb	210.63	218.79	220.43	225.34	224.04	222.19
Mar	209.37	217.75	219.57	224.75	224.00	221.67
Apr	210.31	219.00	220.99	226.29	225.59	223.13
May	210.00	219.26	221.68	227.49	227.48	224.29
Jun	213.74	223.04	225.46	231.26	231.08	228.00
Jul	216.24	224.93	226.95	232.27	231.79	229.18
Aug	216.72	225.06	226.81	231.80	230.84	228.72
Sep	216.60	224.85	226.50	231.38	230.19	228.27
Oct	219.09	228.03	229.72	239.75	242.86	235.22
Nov	219.66	229.04	230.97	243.15	248.74	238.35
Dec	219.71	229.03	230.88	242.94	248.30	238.12

7.3 Combined Consumer Price Index Numbers by Commodity Groups

Year/ month	General	Food & Non - Alcoholic Beverages	Alcoholic Beverages Tobacco	Clothing & Footwear	Housing water, Elec,Gas Fuels	H.hold Equip & Repair, Maintai- nance	Health	Trans- port	Communi- cation	Recre- ation & Culture	Educa- tion	Restau- rants & Hotels	Miscellne- ous goods & services
(2007-08=100)													
2012-13	174.53	195.05	191.02	175.58	151.34	179.87	156.56	186.43	126.16	169.07	156.69	203.63	199.49
2013-14	189.58	211.75	223.38	198.01	164.60	195.85	167.15	195.15	129.76	183.77	172.57	228.61	210.15
2014-15	198.16	217.32	269.93	213.82	174.93	208.68	176.19	187.22	130.09	190.29	196.40	244.58	221.13
2015-16	203.82	219.42	329.25	224.18	183.90	217.38	182.69	174.25	130.56	194.20	213.02	256.79	228.22
2016-17	212.29	226.59	368.88	233.36	192.91	223.90	201.82	172.93	131.79	196.31	235.65	269.92	240.23
2017 Dec	220.20	235.12	305.76	241.98	201.02	230.93	217.33	179.67	133.15	197.65	262.35	285.32	253.23
2018 Jan	220.27	232.23	309.16	244.09	202.53	232.97	218.26	182.63	133.20	198.46	262.35	286.89	255.69
Feb	219.58	229.23	313.39	245.03	202.62	233.50	220.58	184.47	133.28	198.62	262.35	287.21	255.21
Mar	220.25	228.39	316.60	245.80	202.71	234.67	221.26	186.98	133.37	200.38	275.17	287.84	256.35
Apr	224.25	231.90	317.70	252.06	207.35	239.29	223.08	187.48	133.67	207.96	281.57	291.05	263.59
May	225.40	234.40	315.26	252.58	207.58	239.94	223.74	189.16	133.67	208.32	281.88	292.77	263.91
Jun	226.68	236.58	314.62	253.49	207.63	240.51	224.36	194.64	133.61	208.37	281.89	292.90	264.25
Jul	228.80	238.08	313.65	254.13	210.71	241.18	224.67	202.71	133.63	208.71	281.89	293.25	265.48
Aug	229.27	238.58	313.47	254.67	210.80	242.20	225.20	204.74	133.78	209.89	281.89	295.01	264.45
Sep	229.14	236.78	314.42	255.36	210.82	243.36	226.78	205.19	133.78	210.12	287.41	295.86	267.30
Oct	234.98	240.50	344.03	256.10	220.73	245.50	234.03	210.00	143.45	213.73	288.62	297.39	271.44
Nov	234.75	239.03	348.00	259.07	219.24	247.76	235.09	213.81	143.57	214.34	288.62	298.18	272.19
Dec	233.78	235.23	349.35	260.69	219.28	250.22	235.75	212.38	143.57	214.51	289.54	301.38	275.96

**7.4: Consumer Price Index Numbers by Major Groups
and Selected Commodities
(2007-2008=100)**

Item and Specification	Weight	Index Numbers			% Change in Dec., 2018 over		
		Dec., 2018	Nov., 2018	Dec., 2017	Nov., 2018	Dec., 2017	
<u>General</u>	100.00	233.78	234.75	220.20	-	0.41 +	6.17
<u>Food and non-alcoholic Beverages</u>	34.83	235.23	239.03	235.12	-	1.59 +	0.05
1 Wheat	0.35	207.82	206.42	203.16	+	0.68 +	2.29
2 Wheat Flour	4.16	216.23	215.36	212.54	+	0.40 +	1.74
3 Wheat Product	0.10	217.36	215.82	215.00	+	0.71 +	1.10
4 Besan	0.15	270.56	266.48	279.43	+	1.53 -	3.17
5 Rice	1.58	201.41	199.78	184.97	+	0.82 +	8.89
6 Cereals	0.16	267.98	265.77	257.59	+	0.83 +	4.03
7 Bakery & Confectionary	1.16	230.70	229.76	222.54	+	0.41 +	3.67
8 Nimco	0.46	261.71	261.15	257.02	+	0.21 +	1.82
9 Meat	2.43	325.16	322.09	287.23	+	0.95 +	13.21
10 Chicken	1.36	207.54	222.68	190.64	-	6.80 +	8.86
11 Fish	0.30	230.75	228.89	219.86	+	0.81 +	4.95
12 Milk Fresh	6.68	288.19	287.73	277.89	+	0.16 +	3.71
13 Milk Products	0.63	279.87	279.73	268.37	+	0.05 +	4.29
14 Milk Powder	0.11	253.78	251.43	237.44	+	0.93 +	6.88
15 Eggs	0.46	241.73	244.95	265.77	-	1.31 -	9.05
16 Mustard Oil	0.10	165.01	165.01	162.61	+	0.00 +	1.48
17 Cooking Oil	1.75	146.12	143.37	138.59	+	1.92 +	5.43
18 Vegetable Ghee	2.07	152.03	149.98	143.53	+	1.37 +	5.92
19 Dry Fruits	0.25	303.03	297.85	274.40	+	1.74 +	10.43
20 Fresh Fruits	1.86	221.04	225.16	225.51	-	1.83 -	1.98
21 Pulse Masoor	0.27	163.64	159.97	163.83	+	2.29 -	0.12
22 Pulse Moong	0.23	231.90	222.86	215.02	+	4.06 +	7.85
23 Pulse Mash (Washed)	0.21	218.10	212.68	232.82	+	2.55 -	6.32
24 Pulse Gram	0.24	276.84	268.87	265.48	+	2.96 +	4.28
25 Gram Whole	0.16	266.58	265.08	294.07	+	0.57 -	9.35
26 Beans	0.03	257.17	250.39	240.94	+	2.71 +	6.74
27 Potatoes	0.47	183.90	230.55	287.74	-	20.23 -	36.09
28 Onion	0.53	173.80	200.31	373.37	-	13.23 -	53.45
29 Tomatoes	0.44	106.79	135.42	244.37	-	21.14 -	56.30
30 Fresh Vegetables	1.69	201.68	257.83	276.29	-	21.78 -	27.00
31 Sugar	1.04	200.11	197.86	195.22	+	1.14 +	2.50
32 Gur	0.02	259.69	260.99	260.27	-	0.50 -	0.22
33 Honey	0.04	381.37	361.11	339.20	+	5.61 +	12.43
34 SweetMeat	0.25	274.96	274.99	254.71	-	0.01 +	7.95
35 Beverages	1.20	233.54	234.44	225.93	-	0.38 +	3.37
36 Jam, Tomato Ketchup & Pickles	0.25	237.94	236.33	223.90	+	0.68 +	6.27
37 Condiments	0.27	290.89	289.66	274.69	+	0.42 +	5.90
38 Spices	0.54	274.09	272.35	238.45	+	0.64 +	14.95
39 Tea	0.84	315.81	310.54	284.22	+	1.70 +	11.11
<u>Alcoholic Beverages, Tobacco</u>	1.41	349.35	348.00	305.76	+	0.39 +	14.26
40 Cigarettes	1.39	345.08	343.62	306.13	+	0.42 +	12.72
41 Betel Leaves & Nuts	0.02	608.69	614.21	283.31	-	0.90 +	114.85
<u>Clothing and footwear</u>	7.57	260.69	259.07	241.98	+	0.63 +	7.73
42 Cotton Cloth	1.73	252.80	250.74	234.53	+	0.82 +	7.79
43 Woolen Cloth	0.88	279.67	277.56	259.82	+	0.76 +	7.64
44 Readymade Garments	0.97	268.40	267.64	250.26	+	0.28 +	7.25
45 Woolen Readymade Garments	0.40	285.91	280.10	268.48	+	2.07 +	6.49
46 Hosiery	0.51	273.10	272.44	254.53	+	0.24 +	7.30

Contd.

**7.4: Consumer Price Index Numbers by Major Groups
and Selected Commodities
(2007-2008=100)**

Item and Specification	Weight	Index Numbers			% Change in Dec., 2018 over	
		Dec., 2018	Nov., 2018	Dec., 2017	Nov., 2018	Dec., 2017
47 Dopatta	0.44	271.39	271.05	249.21 +	0.13 +	8.90
48 Cleaning and Laundry	0.21	296.59	295.39	275.28 +	0.41 +	7.74
49 Tailoring	0.88	356.47	353.67	329.52 +	0.79 +	8.18
50 Footwear	1.55	180.86	180.49	167.58 +	0.20 +	7.92
<u>Housing, water, Elec., Gas and other fuels</u>	29.41	219.28	219.24	201.02 +	0.02 +	9.08
51 House Rent	21.81	207.09	207.09	194.05 +	0.00 +	6.72
52 Construction Input Items	0.56	290.47	289.23	259.48 +	0.43 +	11.94
53 Construction Wage Rates	0.33	277.35	276.45	251.20 +	0.33 +	10.41
54 Water Supply	0.50	194.95	194.95	171.58 +	0.00 +	13.62
55 Electricity	4.40	238.10	238.10	238.10 +	0.00 +	0.00
56 Gas	1.58	292.94	292.94	158.08 +	0.00 +	85.31
57 Kerosene Oil	0.01	275.39	278.21	225.46 -	1.01 +	22.15
58 Firewood Whole	0.23	305.35	303.78	295.82 +	0.52 +	3.22
<u>Furnishing and household equipment maintenance</u>	4.21	250.22	247.76	230.93 +	0.99 +	8.35
59 Furniture	0.33	247.26	244.56	224.47 +	1.10 +	10.15
60 Household Textiles	0.65	249.62	248.54	234.44 +	0.43 +	6.48
61 Household Equipment	0.59	197.85	196.96	183.53 +	0.45 +	7.80
62 Utensils	0.32	265.24	262.52	238.03 +	1.04 +	11.43
63 Plastic Products	0.25	237.13	233.84	215.30 +	1.41 +	10.14
64 Washing Soaps & Detergents	0.79	256.02	252.39	233.55 +	1.44 +	9.62
65 Sewing Needle & Dr Cell	0.15	225.74	223.94	209.80 +	0.80 +	7.60
66 Household Servant	1.04	277.43	274.20	258.89 +	1.18 +	7.16
67 Marriage Hall Charges	0.08	272.06	272.04	252.09 +	0.01 +	7.92
<u>Health</u>	2.19	235.75	235.09	217.33 +	0.28 +	8.48
68 Drugs & Medicines	1.27	199.56	198.54	186.36 +	0.51 +	7.08
69 Medical Equipments	0.01	267.75	266.60	255.46 +	0.43 +	4.81
70 Doctor (MBBS) Clinic Fee	0.59	320.01	320.01	290.92 +	0.00 +	10.00
71 Medical Tests	0.32	222.85	222.39	203.28 +	0.21 +	9.63
<u>Transport</u>	7.20	212.38	213.81	179.67 -	0.67 +	18.21
72 Motor Vehicles	0.66	204.45	203.52	177.95 +	0.46 +	14.89
73 Motor Vehicle Accessories	0.24	235.16	229.64	214.92 +	2.40 +	9.42
74 Motor Fuel	3.03	195.52	196.83	155.48 -	0.67 +	25.75
75 Mechanical Service	0.46	251.72	248.80	233.41 +	1.17 +	7.84
76 Motor Vehicle Tax	0.11	210.18	210.18	210.18 +	0.00 +	0.00
77 Transport Services	2.70	224.60	228.18	193.71 -	1.57 +	15.95
<u>Communication</u>	3.22	143.57	143.57	133.15 +	0.00 +	7.83
78 Postal Services	0.07	272.63	272.63	253.38 +	0.00 +	7.60
79 Communication & Apparatus	3.15	140.86	140.86	130.62 +	0.00 +	7.84
<u>Recreation and culture</u>	2.02	214.51	214.34	197.65 +	0.08 +	8.53
80 Recreation & Culture	0.86	137.61	137.58	130.44 +	0.02 +	5.50
81 Text Books	0.57	304.92	304.92	287.98 +	0.00 +	5.88
82 Newspapers	0.19	235.21	235.21	184.59 +	0.00 +	27.42
83 Stationery	0.40	241.84	241.07	220.48 +	0.32 +	9.69
<u>Education</u>	3.94	289.54	288.62	262.35 +	0.32 +	10.36
84 Education	3.94	289.54	288.62	262.35 +	0.32 +	10.36
<u>Restaurants and hotels</u>	1.23	301.38	298.18	285.32 +	1.07 +	5.63
85 Readymade Food	1.23	301.38	298.18	285.32 +	1.07 +	5.63
<u>Misc. goods and services</u>	2.76	275.96	272.19	253.23 +	1.39 +	8.98
86 Personal Care	1.49	246.54	245.08	232.45 +	0.60 +	6.06
87 Cosmetics	0.39	231.29	230.19	207.40 +	0.48 +	11.52
88 Blades	0.03	211.72	210.38	201.21 +	0.64 +	5.22
89 Personal Equipments	0.84	350.88	341.68	312.92 +	2.69 +	12.13

**7.5 Combined Consumer Price Index Numbers by Quintiles
and Major Commodity Groups
December, 2018
(2007-2008=100)**

Income Quintiles	General	Food and non-alcoholic Beverages	Alcoholic Beverages, Tobacco	Clothing and footwear	Housing, water, Elec., Gas and other fuels	Furnishing and household equipment maintenance	Health	Transport	Communication	Recreation and culture	Education	Restaurants and hotels	Misc. goods and services
------------------	---------	----------------------------------	------------------------------	-----------------------	--	--	--------	-----------	---------------	------------------------	-----------	------------------------	--------------------------

All Urban Combined

Aggregate	233.78	235.23	349.35	260.69	219.28	250.22	235.75	212.38	143.57	214.51	289.54	301.38	275.96
Income Quintile 1	226.15	228.76	350.43	258.46	196.45	248.77	229.50	224.98	126.27	227.28	303.81	293.92	269.96
Income Quintile 2	230.34	231.42	350.46	258.54	210.65	248.20	231.16	215.68	126.57	224.43	299.29	296.34	268.45
Income Quintile 3	230.66	232.91	350.86	259.04	210.85	246.10	232.46	210.65	129.44	220.72	292.04	298.16	270.34
Income Quintile 4	235.67	234.71	352.09	260.01	227.30	244.79	234.53	206.03	135.71	215.72	293.48	299.97	271.12
Income Quintile 5	236.75	239.02	346.69	262.51	226.12	252.38	239.16	213.70	151.52	209.73	287.16	303.59	281.41

**7.6 Combined Consumer Price Index Numbers by Quintile,
Major Commodity Groups for Selected Cities
December, 2018
(2007-2008=100)**

Cities	General	Food & non-alcoholic Beverages	Alcoholic Beverages, Tobacco	Clothing & foot-wear	Housing, water, Elec., Gas & other fuels	Furnishing & household equipment maintenance	Health	Trans-port	Communi-cation	Recreat-ion & culture	Educ-ation	Restau-rants & hotels	Misc. goods & services
--------	---------	--------------------------------	------------------------------	----------------------	--	--	--------	------------	----------------	-----------------------	------------	-----------------------	------------------------

Income Quintile 1

Rawalpindi	240.80	240.75	351.30	278.29	228.95	260.50	268.79	231.07	107.13	224.35	368.02	313.98	260.37
Islamabad	237.12	235.19	349.45	270.60	191.25	267.78	263.96	231.39	115.70	308.09	804.37	285.33	273.38
Lahore	210.20	224.23	347.15	245.94	158.42	280.04	223.68	199.46	106.47	226.18	334.92	265.21	319.72
Gujranwala	212.87	216.87	348.49	222.70	197.31	264.28	184.98	228.68	114.52	240.63	191.04	260.40	229.91
Sialkot	213.49	218.77	352.79	226.33	194.15	203.32	178.82	200.59	124.77	297.65	219.95	292.79	241.52
Faisalabad	232.78	228.97	347.63	240.18	223.22	222.36	302.76	228.02	134.91	253.13	258.75	315.23	250.46
Multan	215.98	218.25	344.49	227.73	196.85	232.21	215.28	196.53	151.69	232.15	215.78	257.60	249.10
Sargodha	236.13	224.66	349.66	231.38	242.60	293.33	220.56	321.90	116.65	293.94	277.77	392.33	280.41
Bahawalpur	235.97	223.16	351.20	285.18	239.81	244.90	206.48	205.19	182.27	268.32	268.89	295.70	230.73
Karachi	217.50	227.31	364.83	268.09	164.76	254.17	261.03	155.93	121.67	249.27	242.08	308.91	306.52
Hyderabad	212.11	228.45	349.49	231.10	159.54	239.96	212.18	200.96	117.87	212.92	412.06	312.90	250.78
Sukkur	217.89	213.76	351.24	281.22	183.34	228.76	194.63	213.68	171.88	194.03	440.37	346.06	244.34
Larkana	230.50	224.48	341.54	255.96	222.99	242.65	288.23	240.78	129.74	200.72	276.44	324.45	330.85
Peshawar	231.75	225.88	373.61	292.79	202.91	266.86	274.60	238.81	118.67	287.50	362.09	255.54	327.07
Bannu	234.21	228.69	386.72	232.51	242.06	274.45	210.30	237.88	118.19	291.77	214.03	340.06	306.13
Quetta	224.29	228.70	369.44	213.18	213.73	227.09	218.40	272.10	135.16	200.33	275.28	241.83	253.49
Khuzdar	225.14	225.10	312.89	258.19	194.43	254.17	270.59	254.02	127.77	193.04	342.73	469.64	226.17

Income Quintile 2

Rawalpindi	247.51	242.70	353.57	277.81	237.66	256.53	279.39	245.16	111.24	259.06	404.95	318.00	259.05
Islamabad	235.79	237.03	350.70	278.36	191.16	266.58	254.44	208.21	112.28	239.69	678.84	290.87	267.30
Lahore	211.35	225.11	348.80	243.03	162.73	287.32	218.23	192.04	105.97	225.63	335.72	269.33	312.78
Gujranwala	213.64	218.81	350.07	219.04	202.95	257.11	182.25	220.28	116.57	255.56	176.07	273.55	228.83
Sialkot	213.19	219.19	353.95	224.86	200.23	206.49	195.96	188.33	132.71	333.26	216.86	276.58	218.56
Faisalabad	232.81	230.25	347.89	242.09	229.52	229.81	293.10	214.69	127.30	247.04	242.65	306.35	248.75
Multan	217.02	220.49	343.39	227.60	203.44	229.47	211.30	188.78	141.16	237.54	220.73	256.29	244.85
Sargodha	238.82	227.00	346.55	229.24	250.54	295.04	225.56	279.48	107.82	299.54	252.19	383.42	285.45
Bahawalpur	237.56	225.94	349.26	274.16	245.88	253.40	206.87	189.85	181.52	261.09	331.91	311.08	229.46
Karachi	220.32	231.17	364.47	260.34	171.05	247.47	260.83	159.15	128.44	235.64	247.84	312.39	291.39
Hyderabad	215.06	229.90	349.64	232.69	165.38	242.69	209.34	202.11	120.61	202.57	469.79	321.78	255.71
Sukkur	220.28	215.50	347.88	279.96	189.98	221.96	196.35	218.05	168.92	201.11	435.53	346.15	241.17
Larkana	236.40	229.71	340.92	257.86	228.85	237.09	296.13	255.34	139.60	202.58	277.03	324.28	335.37
Peshawar	233.94	228.12	374.45	296.58	209.96	263.46	273.64	229.48	129.10	264.95	314.49	255.80	319.78
Bannu	236.42	229.58	380.72	236.15	240.43	267.44	219.91	228.64	122.96	282.27	307.62	317.51	336.10
Quetta	226.08	231.02	364.20	217.03	220.24	225.54	218.91	225.70	127.06	203.99	250.59	242.35	256.25
Khuzdar	223.82	226.39	316.80	259.12	175.99	267.77	270.61	223.00	135.41	200.85	317.33	460.32	225.11

Contd.

**7.6 Combined Consumer Price Index Numbers by Quintile,
Major Commodity Groups for Selected Cities
December, 2018
(2007-2008=100)**

Cities	General	Food & non-alcoholic Beverages	Alcoholic Beverages, Tobacco	Clothing & foot-wear	Housing, water, Elec., Gas & other fuels	Furnishing & household equipment maintenance	Health	Trans-port	Communi-cation	Recreat-ion & culture	Educ-ation	Restau-rants & hotels	Misc. goods & services
--------	---------	--------------------------------	------------------------------	----------------------	--	--	--------	------------	----------------	-----------------------	------------	-----------------------	------------------------

Income Quintile 3

Rawalpindi	248.88	241.84	348.10	281.83	245.67	260.80	290.72	226.85	117.26	247.85	358.38	317.55	262.04
Islamabad	236.56	237.90	343.15	270.36	190.58	263.59	247.98	215.19	119.65	228.09	795.06	283.37	277.81
Lahore	212.27	227.70	347.51	244.91	157.74	290.47	217.95	190.26	111.17	226.59	310.40	266.50	316.91
Gujranwala	214.38	221.21	348.78	222.67	202.86	249.36	185.87	203.09	123.50	228.57	176.36	267.04	233.39
Sialkot	214.16	220.60	342.79	227.10	202.33	212.97	188.87	179.83	141.00	307.95	205.42	270.22	222.64
Faisalabad	234.60	232.41	342.32	242.47	236.31	230.66	291.40	203.62	129.25	243.49	245.70	305.49	249.07
Multan	217.73	221.56	342.45	225.97	206.21	220.83	215.44	188.97	144.05	228.40	228.84	251.89	240.31
Sargodha	240.80	226.21	345.46	231.17	261.35	294.74	217.51	249.46	114.90	283.20	300.80	409.70	285.62
Bahawalpur	240.67	227.44	354.35	280.13	256.34	253.19	201.56	193.57	181.98	250.93	269.14	303.87	236.34
Karachi	222.02	231.89	367.10	255.95	169.35	242.35	256.89	162.33	130.93	229.76	254.75	319.06	287.87
Hyderabad	215.18	229.67	348.63	234.34	159.08	243.65	206.88	199.32	133.11	210.42	465.15	321.36	264.65
Sukkur	221.23	214.92	357.56	281.91	186.35	225.94	192.51	209.80	167.72	198.24	482.49	342.22	246.21
Larkana	240.00	233.63	340.50	254.49	233.85	237.16	283.01	246.37	141.97	205.05	276.68	319.89	373.56
Peshawar	234.65	226.15	367.52	297.28	212.45	264.96	274.18	239.02	127.78	246.68	327.58	256.03	317.41
Bannu	235.11	230.36	387.84	241.40	245.10	253.68	210.87	212.57	127.82	262.45	232.47	323.37	333.36
Quetta	226.53	231.33	360.83	216.77	225.10	224.31	227.62	210.49	126.37	200.03	262.25	236.73	254.31
Khuzdar	223.21	230.49	317.61	252.71	167.25	261.62	278.57	207.02	140.29	197.92	342.74	445.71	227.60

Income Quintile 4

Rawalpindi	249.59	242.00	348.75	285.05	247.54	266.30	291.09	226.53	121.04	227.93	330.20	321.11	269.25
Islamabad	240.52	239.48	341.23	272.12	195.56	265.81	265.02	218.02	135.43	218.60	721.43	296.00	276.59
Lahore	214.18	230.02	345.52	244.76	170.95	289.59	216.17	186.83	118.48	219.46	320.69	263.55	316.77
Gujranwala	215.76	223.14	345.99	224.88	210.74	234.00	185.34	199.25	132.69	226.93	177.01	265.80	226.94
Sialkot	215.89	223.32	343.38	226.39	212.18	213.45	176.51	181.74	152.35	276.68	203.73	266.57	217.03
Faisalabad	235.26	234.99	345.01	243.37	239.27	233.25	286.09	193.96	133.17	227.79	252.02	306.95	256.04
Multan	219.02	222.36	341.69	227.84	215.32	221.41	206.26	185.42	148.23	217.96	234.21	246.77	246.99
Sargodha	245.40	229.17	342.25	233.34	261.07	305.66	219.04	240.33	123.77	310.69	356.51	406.66	289.15
Bahawalpur	241.94	228.67	347.11	276.24	255.38	251.30	201.21	190.84	185.17	243.41	304.20	287.60	245.49
Karachi	223.54	233.21	368.98	256.62	180.86	251.64	256.85	167.56	136.86	226.02	262.29	321.47	285.69
Hyderabad	217.38	232.03	357.55	234.26	173.06	242.54	207.25	196.73	141.80	211.30	461.21	324.56	272.68
Sukkur	225.69	219.08	340.58	281.83	198.36	226.84	196.62	199.48	170.56	201.11	490.13	342.69	257.31
Larkana	245.60	240.23	329.58	253.78	237.00	239.11	293.90	238.35	153.73	205.07	309.62	322.13	404.05
Peshawar	236.35	229.41	362.09	297.16	218.49	257.89	280.61	226.15	134.98	246.59	310.11	261.11	314.78
Bannu	239.93	235.66	394.26	247.22	242.05	262.35	197.51	227.17	128.22	261.58	240.26	320.67	341.55
Quetta	229.27	232.75	354.56	218.50	230.87	224.34	230.11	219.85	129.97	195.28	271.74	236.70	257.60
Khuzdar	227.33	232.24	316.87	253.36	181.96	277.17	278.20	205.63	149.77	202.96	372.11	431.55	247.80

Contd.

**7.6 Combined Consumer Price Index Numbers by Quintile,
Major Commodity Groups for Selected Cities
December, 2018
(2007-2008=100)**

Cities	General	Food & non-alcoholic Beverages	Alcoholic Beverages, Tobacco	Clothing & foot-wear	Housing, water, Elec., Gas & other fuels	Furnishing & household equipment maintenance	Health	Trans-port	Communi-cation	Recreat-ion & culture	Educ-ation	Restau-rants & hotels	Misc. goods & services
--------	---------	--------------------------------	------------------------------	----------------------	--	--	--------	------------	----------------	-----------------------	------------	-----------------------	------------------------

Income Quintile 5

Rawalpindi	255.74	248.72	336.30	284.65	251.39	266.52	284.16	228.81	137.90	219.81	344.24	324.91	302.11
Islamabad	239.63	246.79	329.64	280.64	194.95	268.64	268.67	229.21	142.73	217.55	487.71	307.38	296.03
Lahore	216.64	237.59	331.30	251.31	171.65	285.80	216.30	197.86	139.59	215.16	296.83	273.29	326.25
Gujranwala	216.34	227.93	335.59	227.43	213.57	204.41	185.53	196.63	153.35	209.73	171.40	270.19	249.52
Sialkot	215.91	225.30	332.50	231.86	213.77	219.21	181.67	190.38	156.03	261.33	195.36	276.94	229.58
Faisalabad	236.71	239.74	334.75	245.11	241.92	227.11	272.35	196.67	143.17	224.29	299.34	312.21	272.59
Multan	221.17	229.32	328.22	228.89	217.28	204.95	209.48	201.14	150.97	219.83	255.08	251.39	252.07
Sargodha	258.56	235.74	343.74	250.15	262.71	399.81	215.95	226.85	136.49	265.66	533.15	423.57	314.09
Bahawalpur	249.49	235.03	330.76	274.49	258.99	260.32	197.84	203.88	187.97	244.31	334.78	299.69	262.11
Karachi	227.95	237.67	360.78	257.11	180.61	334.81	264.88	206.34	153.88	221.00	268.79	327.87	297.20
Hyderabad	220.73	237.53	336.75	237.59	174.66	225.79	204.12	207.30	156.02	204.41	438.98	331.18	296.73
Sukkur	227.88	224.41	331.50	280.66	200.72	217.72	191.62	211.00	176.26	201.09	476.62	342.23	270.60
Larkana	248.49	242.44	325.77	252.26	239.75	242.41	304.39	226.04	160.45	191.02	380.63	323.04	376.05
Peshawar	240.84	233.39	342.79	294.07	218.29	255.76	266.53	244.63	143.68	210.57	326.66	257.58	309.60
Bannu	238.80	232.17	397.46	237.60	242.35	236.06	207.86	180.95	132.16	236.66	359.51	334.43	304.66
Quetta	232.33	236.32	345.42	217.44	235.39	219.10	217.34	216.90	141.15	197.43	273.75	239.56	270.36
Khuzdar	229.43	236.39	301.08	258.08	176.15	266.61	274.76	190.84	165.73	214.19	418.03	458.43	282.58

Aggregate

Rawalpindi	252.41	245.74	342.71	284.07	246.71	266.02	285.76	228.66	132.20	225.08	344.13	322.91	291.03
Islamabad	238.38	245.23	332.29	279.40	192.09	268.37	267.21	228.54	141.58	218.67	499.94	306.85	294.03
Lahore	214.29	232.12	340.99	247.66	168.01	286.80	216.89	194.76	129.28	219.14	304.72	270.16	321.34
Gujranwala	215.32	222.81	344.29	224.13	208.94	226.60	185.09	200.56	137.82	225.56	175.25	268.71	236.88
Sialkot	214.83	222.90	341.74	228.36	208.53	214.98	183.10	186.90	151.15	279.60	201.33	274.20	224.46
Faisalabad	235.06	233.92	343.26	243.08	237.11	228.46	285.93	199.68	136.68	235.14	273.93	309.54	259.06
Multan	219.19	223.96	338.84	227.91	211.96	212.63	210.44	196.73	148.86	222.89	245.77	251.42	248.25
Sargodha	245.83	228.90	344.84	235.35	257.95	337.18	219.23	240.85	124.59	288.10	383.25	410.05	294.37
Bahawalpur	243.12	228.54	346.08	277.38	253.02	256.09	201.47	200.14	185.68	250.48	322.06	298.88	245.58
Karachi	224.75	234.95	364.25	257.33	176.03	312.57	261.60	195.22	147.54	224.28	266.16	324.54	293.56
Hyderabad	217.52	232.39	348.31	234.89	171.00	233.86	206.69	203.17	144.51	207.49	449.22	325.74	279.48
Sukkur	223.81	218.03	343.69	281.19	195.84	223.35	194.41	207.94	171.81	199.99	478.10	343.24	255.22
Larkana	240.68	233.57	336.60	254.94	234.63	239.54	293.39	238.56	146.91	201.13	327.30	322.59	367.18
Peshawar	237.44	229.42	363.54	295.35	215.71	258.41	271.20	241.31	137.94	232.94	324.73	257.61	314.26
Bannu	236.96	231.61	388.84	240.14	241.39	255.27	207.44	208.43	127.49	260.05	281.68	325.37	322.48
Quetta	229.26	232.89	353.51	217.29	230.01	222.71	223.13	217.81	133.40	198.45	268.88	238.59	260.95
Khuzdar	225.38	228.49	314.76	256.45	183.24	264.73	274.16	216.86	140.43	200.26	350.53	453.70	239.78

**7.7 Combined Consumer Price Index Numbers by Income Groups/City
and Commodity Groups for all Centers Covered in CPI
December, 2018
(2007-2008=100)**

Cities		General	Food and non-alcoholic Beverages	Alcoholic Beverages, Tobacco	Clothing and foot-wear	Housing, water, Elec., Gas and other fuels	Furnishing and household equipment maintenance	Health	Transport	Communication	Recreation and culture	Education	Restaurants and hotels	Misc. goods and services
Rawalpindi	01	252.41	245.74	342.71	284.07	246.71	266.02	285.76	228.66	132.20	225.08	344.13	322.91	291.03
Islamabad	02	238.38	245.23	332.29	279.40	192.09	268.37	267.21	228.54	141.58	218.67	499.94	306.85	294.03
Attock	03	227.50	226.89	336.62	272.95	176.60	263.24	220.75	231.32	130.97	199.80	379.84	328.50	319.11
Jhelum	04	228.82	234.61	345.05	279.93	206.70	251.11	224.26	224.41	137.61	233.16	255.68	308.29	246.88
Lahore	05	214.29	232.12	340.99	247.66	168.01	286.80	216.89	194.76	129.28	219.14	304.72	270.16	321.34
Sahiwal	06	257.56	236.92	342.72	328.11	258.96	250.18	280.99	205.45	147.95	263.19	390.90	320.80	308.07
Gujranwala	07	215.32	222.81	344.29	224.13	208.94	226.60	185.09	200.56	137.82	225.56	175.25	268.71	236.88
Wazirabad	08	227.17	228.83	349.89	232.28	233.75	228.32	184.00	215.12	140.00	227.02	178.88	253.53	248.32
Sialkot	09	214.83	222.90	341.74	228.36	208.53	214.98	183.10	186.90	151.15	279.60	201.33	274.20	224.46
Faisalabad	10	235.06	233.92	343.26	243.08	237.11	228.46	285.93	199.68	136.68	235.14	273.93	309.54	259.06
Jhang	11	243.77	227.66	343.18	373.58	228.10	268.06	338.84	211.01	146.23	229.62	208.42	297.25	244.80
Multan	12	219.19	223.96	338.84	227.91	211.96	212.63	210.44	196.73	148.86	222.89	245.77	251.42	248.25
Muzaffargarh	13	222.78	225.68	339.26	256.69	207.57	220.21	191.83	198.53	151.18	233.59	210.04	289.88	256.40
D. G. Khan	14	235.13	233.83	351.40	279.79	249.53	237.85	216.54	196.76	132.79	203.19	155.09	283.73	218.86
Vehari	15	226.66	227.91	347.94	250.30	214.00	239.17	196.36	221.48	140.45	226.34	270.31	292.36	282.22
Sargodha	16	245.83	228.90	344.84	235.35	257.95	337.18	219.23	240.85	124.59	288.10	383.25	410.05	294.37
Mianwali	17	265.30	244.93	346.40	207.66	352.04	242.52	207.06	215.71	111.53	267.00	404.69	273.26	291.93
Bahawalpur	18	243.12	228.54	346.08	277.38	253.02	256.09	201.47	200.14	185.68	250.48	322.06	298.88	245.58
Bahawalnagar	19	247.41	229.18	349.03	317.84	234.82	298.36	252.29	229.00	147.98	230.47	459.89	328.44	283.69
R. Y. Khan	20	236.83	232.27	335.40	296.33	225.86	261.46	192.05	203.71	136.66	229.83	373.19	322.16	270.94
Karachi	21	224.75	234.95	364.25	257.33	176.03	312.57	261.60	195.22	147.54	224.28	266.16	324.54	293.56
Hyderabad	22	217.52	232.39	348.31	234.89	171.00	233.86	206.69	203.17	144.51	207.49	449.22	325.74	279.48
Nawabshah	23	264.34	256.38	401.90	311.90	230.17	256.70	246.36	216.83	148.31	187.88	632.61	323.68	435.92
Mirpukhas	24	227.38	244.28	306.39	220.26	201.85	198.19	192.82	202.35	120.62	183.05	458.06	333.40	249.02
Mithi	25	249.57	244.85	313.66	269.38	263.61	222.87	185.99	193.02	117.76	198.32	432.97	303.81	301.21
Sukkur	26	223.81	218.03	343.69	281.19	195.84	223.35	194.41	207.94	171.81	199.99	478.10	343.24	255.22
Larkana	27	240.68	233.57	336.60	254.94	234.63	239.54	293.39	238.56	146.91	201.13	327.30	322.59	367.18
Dadu	28	236.69	239.67	346.81	268.60	208.74	250.65	194.66	228.71	128.55	198.39	600.98	270.71	266.52
Peshawar	29	237.44	229.42	363.54	295.35	215.71	258.41	271.20	241.31	137.94	232.94	324.73	257.61	314.26
Mardan	30	266.51	232.17	344.92	314.74	293.46	255.65	246.68	252.06	136.68	245.46	541.77	275.08	337.24
Abbottabad	31	248.14	251.45	347.65	306.09	184.49	344.95	263.48	278.20	160.51	231.52	330.54	298.91	273.37
Bannu	32	236.96	231.61	388.84	240.14	241.39	255.27	207.44	208.43	127.49	260.05	281.68	325.37	322.48
D. I. Khan	33	252.98	239.22	334.49	225.85	321.27	220.86	206.67	187.70	119.15	179.53	428.49	258.55	261.81
Mingora	34	253.14	235.35	333.78	309.72	230.14	246.92	297.10	226.67	145.24	247.79	389.67	338.63	534.30
Quetta	35	229.26	232.89	353.51	217.29	230.01	222.71	223.13	217.81	133.40	198.45	268.88	238.59	260.95
Turbat	36	253.89	215.20	369.44	230.99	345.28	243.38	245.71	200.29	126.92	167.18	349.76	340.23	276.55
Gawadar	37	225.02	221.27	306.39	252.91	219.21	239.44	237.52	195.85	112.09	140.87	377.56	395.62	281.33
Loralai	38	245.58	234.32	347.06	269.39	266.40	226.84	226.42	213.34	126.14	232.40	336.84	370.33	285.77
Khuzdar	39	225.38	228.49	314.76	256.45	183.24	264.73	274.16	216.86	140.43	200.26	350.53	453.70	239.78
D. M. Jamali	40	232.99	237.09	348.27	223.73	215.85	237.49	230.51	262.03	132.60	193.55	367.26	334.65	246.58

7.8 Index Numbers of Wholesale Prices by Commodity Groups

Year / month	General	Agriculture Forestry & Fishery Product	Others & Minerals electricity gas & water	Food product Beverages & tobacco Textile Apparel & Leather Product	Other transportable Goods	Metal product Machinery & Equipment
(2007-08=100)						
2012-13	194.61	198.23	211.17	188.39	203.93	159.29
2013-14	158.88	165.52	163.62	156.11	162.99	132.02
2014-15	209.85	220.56	245.47	206.76	197.12	172.72
2015-16	207.64	226.43	244.24	213.58	171.21	171.46
2016-17	216.02	248.00	242.08	225.59	168.07	174.40
2017 Dec	221.00	252.94	243.79	227.93	179.11	177.80
2018 Jan	224.99	259.27	243.77	231.89	183.97	178.30
Feb	224.66	252.97	243.39	231.40	190.61	178.47
Mar	225.22	254.55	242.92	231.06	191.75	179.07
Apr	228.07	260.48	242.84	233.13	193.68	182.01
May	230.98	263.65	242.99	235.86	198.63	183.47
Jun	234.40	266.18	243.23	238.47	206.51	185.32
Jul	240.04	274.85	243.17	243.73	214.04	186.28
Aug	241.93	274.04	244.14	247.95	216.87	186.72
Sep	238.25	267.67	244.76	243.64	213.10	187.64
Oct	248.19	272.57	293.55	248.54	217.85	190.04
Nov	249.92	271.62	293.14	249.98	224.71	190.55
Dec	247.72	266.70	293.54	251.73	218.04	190.19

7.9 Index Numbers of Wholesale Prices by Commodities

Year/month	AGRICULTURE FORESTRY & FISHERY										
	Wheat	Maize	Rice	Sorghum/ Jowar	Millet/ Bajra	Vegetables	Fresh Fruits	Dry Fruits	Cotton Seeds	Other oil Seeds	Edible Roots Potatoes

(2007-08=100)

2012-13		188.52	174.74	165.42	211.29	177.02	216.66	216.05	181.47	168.92	177.67	162.82
2013-14		227.13	185.28	177.67	279.98	179.06	254.41	226.73	201.66	185.58	178.30	314.12
2014-15		209.29	191.65	172.20	300.13	173.82	255.40	245.60	227.30	208.86	179.03	314.37
2015-16		209.07	194.53	147.58	291.34	192.41	258.45	254.69	245.18	249.16	162.08	152.76
2016-17		208.21	193.44	154.49	244.45	180.10	280.77	264.68	241.41	268.07	178.77	227.85
2017	Dec	207.62	197.32	169.19	226.29	169.85	332.34	231.15	258.63	255.91	194.71	295.50
2018	Jan	209.85	205.68	174.67	239.51	184.05	270.50	242.06	267.11	255.87	190.61	216.51
	Feb	210.64	199.27	174.06	242.65	183.60	219.44	265.01	267.56	256.23	187.75	167.22
	Mar	209.00	205.11	173.85	256.85	188.77	195.23	291.61	269.25	257.18	177.04	148.10
	Apr	203.30	210.71	174.07	261.38	197.62	237.20	308.39	275.26	255.66	182.04	133.10
	May	193.89	220.29	178.91	292.47	210.95	230.36	358.47	283.68	273.24	186.14	161.85
	Jun	197.00	209.74	178.97	289.95	216.72	248.68	375.03	287.26	267.32	189.36	178.71
	Jul	202.51	218.34	181.75	305.26	244.12	347.33	328.17	285.82	267.32	193.29	194.26
	Aug	204.53	222.24	181.28	293.20	249.84	346.19	298.81	275.54	268.41	196.32	207.46
	Sep	205.17	228.81	181.31	285.95	261.64	338.79	266.54	278.85	265.99	195.43	199.17
	Oct	207.42	214.53	182.76	275.88	244.40	356.04	277.92	276.70	266.98	197.75	214.22
	Nov	211.76	219.23	183.58	279.91	239.29	255.52	249.64	275.15	265.86	194.00	232.25
	Dec	213.18	224.19	187.06	290.73	216.39	178.77	243.41	280.01	263.02	192.93	195.30

Contd.

7.9 Index Numbers of Wholesale Prices by Commodities

Year/month	AGRICULTURE FORESTRY & FISHERY											
	Stimulant & spice crops	Pulses	Sugar crops	Fibre crops	Unmanufactured tobacco	Poultry	Milk from bovine animals	Eggs	Raw animal material / wool	Hides&fur skins wool	Fuel wood in logs	Fishes fresh or chilled
(2007-08=100)												
2012-13	184.68	204.81	267.92	193.56	171.49	178.40	213.81	191.02	138.84	139.08	215.48	191.11
2013-14	316.66	186.74	267.92	217.41	186.62	202.88	225.98	200.17	155.22	145.20	238.11	247.73
2014-15	350.96	207.90	277.32	172.23	213.88	193.98	249.87	204.51	173.19	155.20	252.59	270.19
2015-16	269.52	252.23	286.30	170.39	230.07	191.41	255.23	186.82	176.08	153.18	263.90	354.97
2016-17	222.16	290.65	275.16	209.16	271.01	183.11	266.08	209.31	175.73	120.95	272.97	460.20
2017 Dec	265.09	254.88	257.62	208.95	305.98	204.55	272.70	281.12	173.34	104.78	283.56	465.17
2018 Jan	271.65	252.98	257.62	244.64	305.98	221.99	275.47	237.06	172.52	104.72	283.56	478.82
Feb	269.38	249.60	257.62	226.99	305.98	211.05	275.47	212.43	173.81	105.02	283.56	477.80
Mar	266.39	240.45	257.62	234.67	308.03	219.05	275.47	201.84	173.81	101.97	283.56	476.70
Apr	279.19	239.71	257.62	242.34	308.03	230.37	280.72	188.73	176.13	98.66	283.56	476.70
May	282.74	239.75	257.62	239.28	309.16	249.20	283.49	194.33	176.72	94.24	283.56	451.10
Jun	307.03	238.72	257.62	243.36	309.38	251.13	283.49	188.20	176.84	95.00	283.56	451.10
Jul	318.90	236.97	257.62	271.84	317.53	203.33	284.87	214.76	176.84	97.06	283.56	451.22
Aug	322.59	232.09	257.62	281.00	316.51	159.15	285.13	206.97	176.92	97.22	283.56	451.22
Sep	319.25	231.62	257.62	262.70	318.02	143.93	285.13	201.16	176.92	93.47	284.65	453.67
Oct	333.36	231.09	257.62	266.15	318.02	203.44	285.82	233.62	177.28	92.70	284.65	461.53
Nov	331.71	233.92	257.62	284.57	322.03	241.45	285.82	254.37	180.75	92.92	289.68	462.45
Dec	315.85	238.94	265.16	282.27	325.00	221.45	285.96	244.82	190.00	92.91	290.77	460.30

Contd.

7.9 Index Numbers of Wholesale Prices by Commodities

Year/Month	ORES/MINERALS, GAS & ELECT.				FOOD, BEVERAGES, TOBACCO TEXTILE, APPAREL, LEATHER TEXTILE					
	Coal not Agglomerated	Natural Gas liquified	Salt pure sodium chloride	Electrical Energy	Meat of Animals	Vegetables & fruit Juices	Dried Fruits & Nuts	Fruits & Juices	Vegetable Oil Refined	Vegetable Ghee

(2007-08=100)

2012-13	209.81	197.43	175.78	226.10	228.80	186.93	219.33	158.67	157.94	141.75
2013-14	223.53	203.85	223.53	281.02	238.93	192.48	221.32	166.33	162.31	141.51
2014-15	223.53	202.94	247.76	292.89	257.56	197.17	226.22	172.75	159.75	132.06
2015-16	191.01	207.76	252.31	293.22	267.79	201.97	239.02	177.58	150.41	119.85
2016-17	154.51	209.55	245.12	288.00	282.23	216.85	255.25	181.49	153.08	124.63
2017 Dec	155.29	212.93	257.14	288.00	309.09	226.05	291.10	182.56	154.77	126.41
2018 Jan	155.29	212.87	257.14	288.00	311.27	226.05	296.20	182.55	155.66	127.54
Feb	155.29	212.02	264.37	288.00	311.27	224.97	297.11	182.60	156.36	126.69
Mar	155.29	211.00	266.38	288.00	314.84	224.97	291.20	183.21	156.57	127.28
Apr	155.29	210.84	266.38	288.00	317.46	226.66	290.88	184.96	157.40	128.77
May	155.29	211.12	269.74	288.00	325.47	226.66	295.32	185.23	158.97	129.83
Jun	155.29	211.61	269.74	288.00	331.21	226.66	296.19	185.75	158.88	129.89
Jul	155.29	211.49	269.74	288.00	336.15	226.66	298.38	186.08	159.08	130.51
Aug	155.29	213.53	269.74	288.00	339.60	228.62	299.69	188.66	158.54	130.77
Sep	155.29	214.80	271.87	288.00	339.60	228.62	302.02	188.55	159.08	130.88
Oct	155.29	317.16	271.87	288.00	343.65	228.62	302.31	188.73	160.00	131.73
Nov	155.29	316.26	275.23	288.00	346.05	228.62	306.71	188.81	161.51	132.81
Dec	155.29	317.10	275.23	288.00	346.05	228.62	310.79	188.84	161.33	134.81

Contd.

7.9 Index Numbers of Wholesale Prices by Commodities

Year/month	FOOD, BEVERAGES, TOBACCO TEXTILE, APPAREL, LEATHER TEXTILE												
	Oil cakes	Processed Liquid Milk	Milk & cream in solid form	Ice cream	Dairy Product N.E.C	Wheat Flour	Other cereal Flour	Sugar Refined	Choco late	Sugar Confectionary	Coffee & Tea	Spices	Other Food Product

(2007-08=100)

2012-13	166.19	207.70	171.54	172.43	207.02	172.24	194.72	201.93	99.19	101.34	203.24	279.84	319.16
2013-14	191.83	211.76	196.23	210.37	220.93	205.78	139.04	206.98	99.19	102.28	215.49	193.08	308.00
2014-15	203.54	243.81	219.96	219.91	239.23	198.20	149.19	217.88	99.19	103.59	192.27	189.96	295.24
2015-16	213.66	248.23	218.49	223.59	246.04	196.65	233.09	237.16	100.75	118.70	242.82	189.17	292.27
2016-17	229.42	258.73	219.63	243.11	252.64	194.74	288.67	242.70	99.77	125.99	243.24	190.21	293.92
2017 Dec	228.61	286.83	223.69	266.02	266.50	197.14	219.79	205.52	100.00	128.44	253.26	202.03	294.50
2018 Jan	231.10	287.08	223.37	266.02	267.37	196.64	217.28	199.93	100.00	127.85	253.63	202.13	294.50
Feb	231.54	286.83	223.55	266.02	267.61	195.72	218.04	189.16	100.00	127.85	261.80	202.23	294.50
Mar	226.67	288.23	223.34	266.02	272.54	194.41	210.20	189.93	100.00	127.85	267.98	202.23	294.50
Apr	227.97	288.23	223.34	266.02	273.79	190.87	213.24	196.05	100.00	127.55	272.46	202.24	294.50
May	232.12	289.45	223.82	266.02	278.71	188.12	215.85	196.39	100.00	127.55	274.13	202.25	294.50
Jun	236.30	289.96	223.82	266.02	279.94	189.88	215.32	200.66	100.00	127.55	275.43	202.25	294.50
Jul	242.30	293.74	224.54	266.02	278.41	191.95	215.20	207.93	100.00	127.25	277.31	202.35	294.50
Aug	244.38	296.67	225.34	286.26	279.65	193.24	217.45	210.94	100.00	127.25	279.34	202.35	294.50
Sep	240.72	296.67	225.53	286.26	282.17	194.82	218.82	207.69	100.00	127.25	278.46	213.13	300.74
Oct	246.07	296.92	226.06	286.26	283.94	196.77	216.08	207.95	100.00	127.25	279.59	222.23	308.13
Nov	244.02	296.92	232.69	286.26	290.96	196.58	220.56	207.53	100.00	127.25	281.25	222.28	308.63
Dec	244.38	296.92	236.57	286.26	291.79	197.31	219.15	211.56	100.00	127.25	285.98	226.87	309.34

Contd.

7.9 Index number of wholesale prices by commodities

Year/month	FOOD, BEVERAGES, TOBACCO TEXTILE, APPAREL, LEATHER TEXTILE									
	Mineral Water	Beverages	Tobacco Product	Cotton Yarn	Nylon Yarn	Blended Yarn	Woven Fabrics	Cotton Fabrics	Other Fabrics	Silk & Reyon Fabrics
(2007-08=100)										
2012-13	168.78	137.45	208.80	208.38	181.46	193.63	196.76	175.90	166.96	152.04
2013-14	182.07	151.87	246.42	213.03	178.22	198.57	222.82	189.15	182.16	161.87
2014-15	186.75	170.90	296.01	180.86	157.07	189.75	247.06	199.86	207.66	177.39
2015-16	190.57	172.11	378.88	173.44	147.60	180.47	270.86	203.54	218.26	187.05
2016-17	197.93	172.31	429.82	198.86	144.76	180.50	299.85	209.64	224.71	189.20
2017 Dec	208.14	172.85	318.37	204.94	143.99	186.96	321.49	212.00	227.16	188.14
2018 Jan	208.14	172.85	318.37	227.49	143.99	188.55	321.49	212.43	227.16	188.14
Feb	208.14	172.85	318.37	227.49	143.99	188.55	321.49	213.18	227.16	188.14
Mar	211.50	173.00	318.37	222.05	143.99	189.19	321.49	214.23	227.16	188.14
Apr	211.50	173.00	318.37	229.04	143.99	192.56	321.49	214.23	227.16	188.14
May	211.50	173.22	318.37	236.05	143.99	195.38	321.49	219.99	227.85	188.95
Jun	211.50	173.22	318.37	242.86	143.99	196.66	321.49	220.18	227.85	189.05
Jul	211.50	172.63	318.37	262.52	143.99	197.90	321.49	220.60	227.85	188.81
Aug	211.50	172.63	319.65	280.03	143.99	200.05	321.49	219.87	227.85	188.81
Sep	210.16	176.55	319.65	253.93	143.99	201.84	321.49	219.87	227.85	188.81
Oct	210.16	176.55	393.80	252.78	143.99	199.05	324.76	220.63	227.85	188.81
Nov	207.20	176.55	393.80	256.44	143.99	195.65	338.53	221.14	227.85	188.81
Dec	207.20	176.55	393.80	260.77	143.99	193.85	338.53	223.20	231.49	194.26

Contd.

7.9 Index number of wholesale prices by commodities

Year / month	FOOD, BEVERAGES, TOBACCO TEXTILE, APPAREL, LEATHER TEXTILE										
	Towels	Blankets	Bedsheet	Quilt	Woolen Carpets	Synthetic Carpets	Hosiery Product	Ready made Garments	Leather without Hairs	Other Leather N.E.C	Foot wears
(2007-08=100)											
2012-13	202.34	179.22	201.81	150.78	106.55	116.43	176.65	137.23	111.60	130.47	134.42
2013-14	231.49	205.36	230.69	166.21	110.96	115.50	191.70	156.73	168.48	288.58	134.22
2014-15	257.45	230.50	249.94	187.32	130.72	124.64	212.44	184.42	215.90	221.91	134.22
2015-16	267.20	241.24	256.29	198.19	155.16	128.26	222.15	193.88	220.42	206.93	137.54
2016-17	271.92	246.60	256.73	198.19	193.95	129.82	236.13	199.46	222.98	207.31	145.05
2017 Dec	276.14	265.03	256.87	222.32	196.43	130.95	244.11	201.37	212.68	207.02	145.51
2018 Jan	276.14	265.03	256.87	222.32	196.43	130.95	244.11	201.37	212.68	207.02	145.51
Feb	276.14	265.03	256.87	222.32	196.43	130.95	244.11	201.37	212.68	207.02	145.51
Mar	276.14	265.03	256.87	222.32	196.43	130.95	244.42	201.37	212.68	207.02	145.51
Apr	276.14	265.03	256.87	222.32	196.43	130.95	248.01	201.16	212.68	207.02	164.15
May	287.65	265.03	256.87	222.32	196.43	130.95	250.36	201.16	212.68	207.02	168.09
Jun	305.52	265.03	256.87	222.32	196.43	130.95	250.36	204.85	212.68	207.02	168.09
Jul	305.52	265.03	256.87	222.32	196.43	130.95	250.36	204.85	212.68	207.02	168.09
Aug	305.52	265.03	256.87	222.32	196.43	131.80	250.36	204.85	212.68	207.02	168.09
Sep	305.52	267.72	256.87	222.32	196.43	131.80	253.68	204.85	212.68	207.02	168.09
Oct	305.52	267.72	257.39	222.32	196.43	131.80	254.07	204.85	225.53	313.42	168.09
Nov	308.50	273.59	268.60	224.63	196.43	131.80	254.53	213.16	228.93	320.16	168.09
Dec	308.50	277.52	268.60	224.63	196.43	131.80	254.53	218.58	228.93	320.16	168.09

Contd.

7.9 Index number of wholesale prices by commodities

Year/month	OTHER TRANSPORTABLE GOODS												
	Timber	Printing Paper	Hard Board	Coke	Motor Sprit	Diesel Oil	Kerosine Oil	Furnace Oil	Mobile Oil	Chemicals	Dying Materials	Fertilizers	Pesticides
(2007-08=100)													
2012-13	149.51	158.66	193.63	163.45	168.70	257.74	260.42	177.08	183.78	154.14	105.42	261.38	195.99
2013-14	170.36	169.84	220.14	163.45	184.99	271.23	283.49	176.90	194.20	171.90	115.91	266.33	227.17
2014-15	195.72	167.58	218.10	163.45	147.81	214.81	228.04	132.51	201.20	196.13	145.04	272.04	281.42
2015-16	214.44	163.34	199.14	163.45	120.71	157.60	137.91	70.22	198.20	184.23	146.55	267.53	310.85
2016-17	225.62	166.07	212.50	163.45	115.52	149.70	115.81	93.94	197.45	174.85	146.55	219.37	306.54
2017 Dec	231.53	166.45	225.00	163.45	130.85	172.21	153.38	110.34	200.62	182.27	146.55	223.94	305.84
2018 Jan	233.32	168.59	225.00	163.45	137.71	185.90	171.38	116.89	201.21	182.36	146.55	223.59	310.16
Feb	237.00	168.59	225.00	163.45	142.75	201.27	187.24	130.29	200.85	188.23	146.55	225.55	310.16
Mar	237.00	168.59	225.00	163.45	148.77	205.65	203.79	125.91	200.85	188.57	146.55	226.19	310.16
Apr	237.00	170.48	260.42	163.45	145.27	203.45	203.79	131.92	201.08	191.56	146.55	226.05	310.16
May	237.00	170.68	260.42	163.45	148.14	211.29	212.90	148.26	201.08	191.65	146.55	228.94	312.26
Jun	237.00	171.07	260.42	163.45	155.34	227.66	224.83	162.84	203.46	191.65	150.72	232.29	312.26
Jul	237.00	171.65	260.42	163.45	164.49	244.20	229.00	171.20	206.18	196.45	150.72	236.33	312.32
Aug	239.89	172.70	291.67	163.45	164.49	244.20	229.00	175.33	209.31	206.63	150.72	241.32	312.32
Sep	240.62	172.70	291.67	163.45	156.81	230.43	222.78	172.10	209.31	213.09	150.72	242.31	312.32
Oct	241.03	174.76	291.67	163.45	156.81	230.43	222.78	193.09	209.31	215.90	150.72	252.46	312.32
Nov	244.62	174.76	291.67	163.45	165.26	247.11	230.97	198.68	211.03	215.33	150.72	257.79	316.64
Dec	244.62	174.76	291.67	163.45	161.88	237.44	222.96	167.39	211.03	215.72	150.72	260.32	316.64

Contd.

7.9 Index number of wholesale prices by commodities

Year / month	OTHER TRANSPORTABLE GOODS												
	Insecti- cides	Paints & Varnishes	Medicines	Soaps & Detergent	Auto Tyers	Plastic Products	Glass Sheets	Other Glass Articles	Ceramics & Sanitary	Bricks Blocks & Tiles	Cement	Bed Foams	Matches
(2007-08=100)													
2012-13	120.85	237.85	138.59	167.01	180.56	193.02	192.56	199.82	158.32	176.20	185.77	141.29	132.57
2013-14	143.37	260.43	139.76	180.26	185.96	201.16	207.04	212.10	182.46	193.91	203.42	148.32	143.20
2014-15	160.37	285.05	144.94	178.53	190.42	216.58	220.72	234.52	213.29	206.14	208.01	154.60	146.44
2015-16	135.83	295.05	151.50	176.76	188.83	228.68	231.30	247.70	226.84	215.66	206.72	161.34	162.62
2016-17	139.49	295.34	170.26	189.10	178.50	226.65	281.84	306.65	233.70	219.60	214.45	165.54	165.53
2017 Dec	137.12	299.42	177.01	191.76	177.07	226.00	302.27	318.10	234.59	223.47	212.17	171.50	171.36
2018 Jan	140.56	299.42	177.01	192.28	177.07	226.00	302.27	318.10	234.59	223.59	211.23	172.83	171.36
Feb	140.56	301.12	177.01	191.35	177.07	226.00	302.27	318.10	234.76	223.59	209.70	173.00	171.36
Mar	140.61	301.12	177.01	191.35	177.11	226.00	302.27	318.10	234.76	223.30	210.55	173.00	171.36
Apr	141.00	301.12	177.04	190.72	177.11	239.27	302.27	318.10	236.41	223.30	223.43	175.33	171.36
May	142.19	301.12	177.04	190.80	177.11	240.04	302.27	318.10	236.41	221.69	223.54	175.33	171.36
Jun	142.29	304.87	177.06	190.80	177.14	240.04	302.27	318.10	236.41	222.34	232.31	175.33	171.36
Jul	144.49	332.15	177.70	191.52	177.14	240.35	304.55	318.10	236.54	223.37	237.45	175.33	171.36
Aug	145.90	354.53	178.61	193.00	178.97	240.38	304.55	318.10	243.24	223.76	238.70	176.50	171.36
Sep	145.02	354.53	180.06	193.52	184.52	243.75	304.55	318.10	243.24	225.43	234.41	176.50	171.36
Oct	144.97	354.53	180.22	195.41	184.52	243.75	304.55	318.10	243.24	231.36	234.54	182.50	171.36
Nov	147.06	358.49	180.99	198.71	184.52	244.35	312.41	318.10	246.05	233.23	239.43	182.50	171.36
Dec	147.58	358.85	181.01	199.52	186.63	244.35	312.41	318.10	246.05	232.45	240.25	182.50	172.57

Contd.

7.9 Index number of wholesale prices by commodities

Year/month	METAL PRODUCT MACHINERY & EQUIPMENT									
	Pig Iron	Steel Bars & Sheets	Pipe Fittings	Steel Products	Engine & Motors	Vacuum Pumps	Air Conditioners	Cultivators	Chuff Cutter	Tractors
(2007-08=100)										
2012-13	128.97	134.92	143.38	162.79	109.07	115.39	174.17	187.71	140.67	161.96
2013-14	128.97	140.15	163.38	169.47	109.07	115.39	180.79	215.46	146.36	188.81
2014-15	128.97	144.81	189.28	173.11	109.07	115.39	195.28	224.52	149.20	214.54
2015-16	128.97	128.59	193.28	175.40	109.14	115.24	200.41	219.76	149.20	207.71
2016-17	128.97	128.39	205.18	177.31	115.34	121.58	200.49	197.94	152.04	202.23
2017 Dec	128.97	141.83	215.66	176.70	116.98	123.69	200.10	190.66	153.46	201.75
2018 Jan	128.97	144.52	215.66	176.70	116.98	123.69	200.10	190.66	153.46	201.75
Feb	128.97	144.61	215.66	176.70	116.98	123.69	200.10	190.66	153.46	201.75
Mar	128.97	147.50	215.66	176.70	116.98	123.69	200.10	190.66	153.46	201.75
Apr	128.97	158.63	215.66	176.76	116.98	123.69	200.10	190.66	153.46	201.75
May	128.97	163.92	215.66	177.24	116.98	123.69	203.80	190.66	153.46	201.75
Jun	128.97	164.94	215.66	177.24	116.98	123.69	203.80	190.66	153.46	216.82
Jul	128.97	169.64	234.48	177.24	116.98	123.69	203.80	190.66	153.46	216.82
Aug	128.97	170.86	234.48	182.68	116.98	123.69	203.80	190.66	153.46	216.82
Sep	128.97	168.49	234.48	183.35	116.98	123.69	203.80	190.66	153.46	216.82
Oct	128.97	174.08	238.51	183.86	116.98	123.69	208.65	190.66	153.46	216.82
Nov	128.97	177.11	238.51	184.01	116.98	123.69	211.33	190.66	153.46	226.93
Dec	128.97	172.86	238.51	184.01	116.98	123.69	211.33	190.66	153.46	226.93

Contd.

7.9 Index number of wholesale prices by commodities

Year / month	METAL PRODUCT MACHINERY & EQUIPMENT								
	Lathe Machine	Concrete Mixer	Refrige Wash & Sew mach Iron	Electrical Wires	Lighting Equip-ments	Radio & Television	Motor Vehicles	Motor Cycles	Bicycles
(2007-08=100)									
2012-13	147.68	138.83	167.54	160.01	147.57	127.52	170.90	125.06	177.20
2013-14	186.40	138.83	188.44	173.65	163.03	126.49	179.74	125.61	181.58
2014-15	208.81	138.83	197.51	186.83	166.63	126.49	182.92	127.07	184.24
2015-16	208.81	138.83	199.91	194.12	167.74	127.36	184.05	125.89	185.97
2016-17	234.57	138.83	207.81	201.10	171.45	140.01	190.70	125.89	187.75
2017 Dec	241.06	138.83	216.72	205.92	170.98	140.42	195.36	126.05	187.65
2018 Jan	241.06	138.83	216.72	205.92	171.39	140.42	195.36	126.05	187.65
Feb	241.06	138.83	217.87	205.92	171.39	140.42	195.36	126.05	187.65
Mar	241.06	138.83	218.55	205.92	171.39	140.42	211.00	126.05	187.65
Apr	241.06	138.83	222.10	208.22	174.04	140.42	211.00	133.32	187.65
May	241.06	138.83	226.35	208.22	174.04	140.42	211.00	133.88	187.65
Jun	241.06	138.83	228.70	208.22	174.04	140.42	211.00	133.88	191.22
Jul	241.06	138.83	228.73	208.22	174.04	140.42	218.11	134.21	191.22
Aug	241.06	138.83	228.73	208.22	174.04	140.42	218.11	134.21	191.22
Sep	241.06	138.83	229.31	208.22	174.04	140.42	218.11	134.21	194.31
Oct	268.38	138.83	238.78	208.22	174.04	140.42	221.80	134.21	194.31
Nov	268.38	138.83	238.82	208.22	174.04	140.42	223.94	134.21	194.31
Dec	299.21	138.83	238.82	208.22	174.13	140.42	223.94	138.37	194.31

7.10 Intercity Wholesale Prices of Selected Commodities

Group/Commodity/Item Specification	Unit	City	Prices (Rs.)			% Change in Dec., 2018 Over			
			Dec., 2018	Nov., 2018	Dec., 2017	Nov., 2018	Dec., 2017		
1. Agriculture Forestry & Fishery									
001. Wheat									
0111201. WHEAT AVG. QLTY.	100 KG.	LAH	3375.00	3375.00	3406.50	0.00	-0.92		
		FAS	3400.00	3400.00	3337.50	0.00	1.87		
		RAW	3575.00	3450.00	3450.00	3.62	3.62		
		MUL	3250.00	3250.00	3225.00	0.00	0.78		
		GUJ	3500.00	3500.00	3100.00	0.00	12.90		
		SAH	3312.50	3312.50	2775.00	0.00	19.37		
		SAR	3000.00	3000.00	3100.00	0.00	-3.23		
		SKT	3500.00	3500.00	3250.00	0.00	7.69		
		BPR	3362.50	3362.50	3387.50	0.00	-0.74		
		GJT	3350.00	3300.00	3250.00	1.52	3.08		
		KSR	3275.00	3275.00	3362.50	0.00	-2.60		
		KAR	3800.00	3800.00	3650.00	0.00	4.11		
		HYD	3400.00	3450.00	3372.50	-1.45	0.82		
		SKR	3250.00	3250.00	3250.00	0.00	0.00		
		LRK	3250.00	3100.00	3250.00	4.84	0.00		
		MPK	3000.00	3000.00	3100.00	0.00	-3.23		
		NWB	3225.00	3225.00	3200.00	0.00	0.78		
		PSH	3100.00	3100.00	3200.00	0.00	-3.13		
		BNU	3600.00	3450.00	3200.00	4.35	12.50		
002. Maize									
0112201. MAIZE AVG. QLTY.	40 KG.	LAH	1200.00	1200.00	875.00	0.00	37.14		
		FAS	1125.00	1300.00	1100.00	-13.46	2.27		
		RAW	1187.50	1187.50	1187.50	0.00	0.00		
		SAR	1900.00	1900.00	1500.00	0.00	26.67		
		KSR	1050.00	1050.00	875.00	0.00	20.00		
		KAR	1900.00	1760.00	1420.00	7.95	33.80		
		HYD	1450.00	1150.00	1200.00	26.09	20.83		
		PSH	1200.00	1200.00	1120.00	0.00	7.14		
		BNU	1320.00	1280.00	1400.00	3.13	-5.71		
		QTA	1480.00	1480.00	1480.00	0.00	0.00		
		003. Rice							
0113201. RICE BASMATI SUP. QLTY.	40 KG.	LAH	4450.00	4650.00	4300.00	-4.30	3.49		
		FAS	4300.00	4100.00	4100.00	4.88	4.88		
		RAW	5425.00	5375.00	5175.00	0.93	4.83		
		MUL	3950.00	3950.00	3750.00	0.00	5.33		
		GUJ	4480.00	4480.00	4200.00	0.00	6.67		
		SKT	4400.00	4400.00	4000.00	0.00	10.00		
		KAR	5875.00	5875.00	5900.00	0.00	-0.42		
		HYD	5650.00	5450.00	4500.00	3.67	25.56		
		MPK	6400.00	6000.00	4800.00	6.67	33.33		
		PSH	4900.00	4900.00	4500.00	0.00	8.89		
		MNG	4800.00	4800.00	4200.00	0.00	14.29		
		QTA	5000.00	4800.00	5000.00	4.17	0.00		
		0113202. RICE BASMATI BROKEN AVG. QLTY.	40 KG.	LAH	2450.00	2550.00	2250.00	-3.92	8.89
				RAW	3225.00	3225.00	3050.00	0.00	5.74
				GUJ	2400.00	2400.00	1900.00	0.00	26.32
SAH	2767.50			2200.00	2600.00	25.80	6.44		
SKT	2000.00			2000.00	1825.00	0.00	9.59		
BPR	2250.00			2250.00	2250.00	0.00	0.00		
GJT	2000.00			2000.00	1800.00	0.00	11.11		
KSR	2350.00			2450.00	2250.00	-4.08	4.44		
KAR	2900.00			2900.00	2540.00	0.00	14.17		
HYD	3100.00			3000.00	2250.00	3.33	37.78		
SKR	2200.00	2000.00	2000.00	10.00	10.00				
LRK	2640.00	2640.00	2640.00	0.00	0.00				
MPK	2400.00	2400.00	2200.00	0.00	9.09				
PSH	2600.00	2600.00	2400.00	0.00	8.33				

Contd.

7.10 Intercity Wholesale Prices of Selected Commodities

Group/Commodity/Item Specification	Unit	City	Prices (Rs.)			% Change in Dec., 2018 Over	
			Dec., 2018	Nov., 2018	Dec., 2017	Nov., 2018	Dec., 2017
0113203. RICE IRRI-9 PUNJAB	40 KG.	BNU	2275.00	2275.00	1650.00	0.00	37.88
		QTA	3000.00	3000.00	3200.00	0.00	-6.25
		LAH	1950.00	2050.00	1875.00	-4.88	4.00
		FAS	2450.00	2350.00	1840.00	4.26	33.15
		RAW	2225.00	2225.00	2150.00	0.00	3.49
		SAR	2350.00	2350.00	2350.00	0.00	0.00
		SKT	1600.00	1600.00	1600.00	0.00	0.00
		QTA	1600.00	1600.00	1600.00	0.00	0.00
		KAR	1780.00	1780.00	1460.00	0.00	21.92
		HYD	1950.00	1845.00	1625.00	5.69	20.00
0113204. RICE IRRI-6 SINDH	40 KG.	SKR	1800.00	1600.00	1440.00	12.50	25.00
		LKR	1550.00	1550.00	1360.00	0.00	13.97
		NWB	1625.00	1625.00	1625.00	0.00	0.00
		PSH	2025.00	1900.00	1700.00	6.58	19.12
		QTA	1440.00	1440.00	1440.00	0.00	0.00
004. Sorghum / Jowar	40 KG.	LAH	1550.00	1550.00	1075.00	0.00	44.19
		FAS	1350.00	1350.00	1025.00	0.00	31.71
		SAR	1500.00	1450.00	1600.00	3.45	-6.25
		GJT	1600.00	1600.00	1400.00	0.00	14.29
		KAR	2100.00	1720.00	1340.00	22.09	56.72
		HYD	1900.00	1900.00	1050.00	0.00	80.95
		PSH	1550.00	1550.00	1500.00	0.00	3.33
0114201. JOWAR AVG. QLTY.	40 KG.	LAH	1400.00	1500.00	1075.00	-6.67	30.23
		FAS	1175.00	1412.50	1020.00	-16.81	15.20
		SAR	1550.00	1450.00	1225.00	6.90	26.53
		GJT	1290.00	1290.00	1060.00	0.00	21.70
		KAR	1640.00	1960.00	1160.00	-16.33	41.38
		HYD	1250.00	1725.00	1040.00	-27.54	20.19
		PSH	1450.00	1450.00	1077.00	0.00	34.63
005. Millet / Bajra	40 KG.	LAH	1900.00	0.00	3600.00	-----	-47.22
		FAS	1200.00	0.00	3500.00	-----	-65.71
		RAW	1950.00	0.00	1925.00	-----	1.30
		MUL	1700.00	0.00	4200.00	-----	-59.52
		SAR	1450.00	0.00	5050.00	-----	-71.29
		SKT	2000.00	0.00	5000.00	-----	-60.00
		KAR	1100.00	0.00	2900.00	-----	-62.07
		SKR	1600.00	0.00	4000.00	-----	-60.00
		PSH	2500.00	0.00	3000.00	-----	-16.67
0121201. CABBAGE AVG. QLTY.	100 KG.	LAH	1100.00	1300.00	3650.00	-15.38	-69.86
		FAS	1150.00	1800.00	3500.00	-36.11	-67.14
		MUL	1450.00	1850.00	4200.00	-21.62	-65.48
		SKT	2000.00	3000.00	4000.00	-33.33	-50.00
		KAR	2250.00	3250.00	4100.00	-30.77	-45.12
		SKR	1600.00	3000.00	4000.00	-46.67	-60.00
		MPK	2000.00	2000.00	3250.00	0.00	-38.46
		PSH	1500.00	3000.00	2750.00	-50.00	-45.45
		QTA	6200.00	4600.00	4600.00	34.78	34.78
0121301. CAULIFLOWER AVG. QLTY.	100 KG.	LAH	2100.00	2100.00	3100.00	0.00	-32.26
		FAS	2200.00	3000.00	3000.00	-26.67	-26.67
		RAW	2350.00	2650.00	4550.00	-11.32	-48.35
		MUL	2250.00	2650.00	2600.00	-15.09	-13.46
		GUJ	3000.00	3000.00	4000.00	0.00	-25.00
		SAR	3350.00	2050.00	4275.00	63.41	-21.64
		SKT	2000.00	4000.00	5000.00	-50.00	-60.00
		KAR	2250.00	1750.00	2100.00	28.57	7.14
		HYD	2000.00	2000.00	2600.00	0.00	-23.08
0122201. CUCUMBER (KHEERA) AVG. QLTY.	100 KG.	LAH	2100.00	2100.00	3100.00	0.00	-32.26
		FAS	2200.00	3000.00	3000.00	-26.67	-26.67
		RAW	2350.00	2650.00	4550.00	-11.32	-48.35
		MUL	2250.00	2650.00	2600.00	-15.09	-13.46
		GUJ	3000.00	3000.00	4000.00	0.00	-25.00
		SAR	3350.00	2050.00	4275.00	63.41	-21.64
		SKT	2000.00	4000.00	5000.00	-50.00	-60.00
		KAR	2250.00	1750.00	2100.00	28.57	7.14
		HYD	2000.00	2000.00	2600.00	0.00	-23.08

Contd.

7.10 Intercity Wholesale Prices of Selected Commodities

Group/Commodity/Item Specification	Unit	City	Prices (Rs.)			% Change in Dec., 2018 Over	
			Dec., 2018	Nov., 2018	Dec., 2017	Nov., 2018	Dec., 2017
0122401. TOMATOES AVG. QLTY.	40 KG.	SKR	2400.00	2000.00	4000.00	20.00	-40.00
		PSH	2500.00	2500.00	3000.00	0.00	-16.67
		BNV	3000.00	2500.00	3750.00	20.00	-20.00
		QTA	4200.00	2600.00	3600.00	61.54	16.67
		LAH	820.00	875.00	1550.00	-6.29	-47.10
		FAS	720.00	1300.00	1800.00	-44.62	-60.00
		RAW	1225.00	1275.00	2775.00	-3.92	-55.86
		MUL	950.00	1300.00	1925.00	-26.92	-50.65
		GUJ	1200.00	1200.00	2400.00	0.00	-50.00
		SAH	1375.00	1100.00	2775.00	25.00	-50.45
		SAR	855.00	1280.00	2135.00	-33.20	-59.95
		SKT	800.00	1200.00	2400.00	-33.33	-66.67
		BPR	880.00	1560.00	2560.00	-43.59	-65.63
		GJT	1200.00	1200.00	2650.00	0.00	-54.72
		KAR	420.00	520.00	1950.00	-19.23	-78.46
		HYD	425.00	550.00	1550.00	-22.73	-72.58
		SKR	400.00	800.00	1600.00	-50.00	-75.00
		LRK	1100.00	1600.00	3600.00	-31.25	-69.44
		MPK	240.00	650.00	1300.00	-63.08	-81.54
0123201. PEAS (MATAR) AVG. QLTY.	100 KG.	PSH	1000.00	1200.00	1900.00	-16.67	-47.37
		BNV	900.00	1000.00	2800.00	-10.00	-67.86
		MNG	600.00	1200.00	2600.00	-50.00	-76.92
		QTA	1280.00	1280.00	2600.00	0.00	-50.77
		LAH	2100.00	7100.00	6100.00	-70.42	-65.57
		FAS	2200.00	7500.00	9500.00	-70.67	-76.84
		RAW	2450.00	9100.00	9100.00	-73.08	-73.08
		GUJ	2000.00	10000.00	6500.00	-80.00	-69.23
		SKT	2400.00	8000.00	10000.00	-70.00	-76.00
		KAR	2750.00	10500.00	10250.00	-73.81	-73.17
		SKR	3000.00	10000.00	10000.00	-70.00	-70.00
		MPK	3750.00	15000.00	8500.00	-75.00	-55.88
0124101. TURNIP AVG. QLTY.	100 KG.	PSH	3000.00	8000.00	7500.00	-62.50	-60.00
		BNV	3000.00	7000.00	9375.00	-57.14	-68.00
		QTA	4200.00	15000.00	14600.00	-72.00	-71.23
		LAH	1050.00	1050.00	2450.00	0.00	-57.14
		FAS	700.00	1400.00	1800.00	-50.00	-61.11
		RAW	1750.00	1950.00	1975.00	-10.26	-11.39
		MUL	1500.00	2100.00	2500.00	-28.57	-40.00
		SKT	800.00	2000.00	3000.00	-60.00	-73.33
		KAR	1900.00	1200.00	2550.00	58.33	-25.49
		SKR	1600.00	1600.00	3000.00	0.00	-46.67
0124102. CARROT AVG. QLTY.	100 KG.	PSH	1500.00	2000.00	1100.00	-25.00	36.36
		MNG	1000.00	1500.00	1600.00	-33.33	-37.50
		QTA	1600.00	2600.00	2600.00	-38.46	-38.46
		LAH	2050.00	2750.00	2850.00	-25.45	-28.07
		FAS	1700.00	3500.00	2500.00	-51.43	-32.00
		RAW	2150.00	3900.00	3450.00	-44.87	-37.68
		MUL	1900.00	3750.00	2600.00	-49.33	-26.92
		GUJ	2500.00	4000.00	4000.00	-37.50	-37.50
		SAR	1575.00	3275.00	3575.00	-51.91	-55.94
		SKT	2000.00	5000.00	4500.00	-60.00	-55.56
		KAR	1750.00	2750.00	2100.00	-36.36	-16.67
		SKR	2400.00	4000.00	2500.00	-40.00	-4.00
		MPK	2250.00	3800.00	2550.00	-40.79	-11.76
		PSH	2500.00	4000.00	3000.00	-37.50	-16.67
0124201. GARLIC	40 KG.	MNG	2500.00	6000.00	2800.00	-58.33	-10.71
		QTA	2600.00	4600.00	2600.00	-43.48	0.00
		LAH	1950.00	1950.00	4700.00	0.00	-58.51
		FAS	3000.00	3000.00	4650.00	0.00	-35.48

Contd.

7.10 Intercity Wholesale Prices of Selected Commodities

Group/Commodity/Item Specification	Unit	City	Prices (Rs.)			% Change in Dec., 2018 Over	
			Dec., 2018	Nov., 2018	Dec., 2017	Nov., 2018	Dec., 2017
0124301. ONIONS DRY AVG. QLTY.	40 KG.	RAW	3475.00	3425.00	5425.00	1.46	-35.94
		SAR	4050.00	3870.00	4850.00	4.65	-16.49
		SKT	4000.00	4000.00	5200.00	0.00	-23.08
		GJT	3400.00	3200.00	5000.00	6.25	-32.00
		KAR	3020.00	2600.00	3400.00	16.15	-11.18
		HYD	3300.00	2900.00	4100.00	13.79	-19.51
		SKR	3600.00	2400.00	4600.00	50.00	-21.74
		PSH	3600.00	3600.00	4400.00	0.00	-18.18
		MNG	4400.00	2800.00	4800.00	57.14	-8.33
		QTA	5200.00	7600.00	7600.00	-31.58	-31.58
		LAH	730.00	810.00	1750.00	-9.88	-58.29
		FAS	720.00	900.00	1800.00	-20.00	-60.00
		RAW	925.00	1175.00	2825.00	-21.28	-67.26
		MUL	840.00	900.00	1800.00	-6.67	-53.33
		GUJ	1000.00	1000.00	2000.00	0.00	-50.00
		SAH	760.00	900.00	2025.00	-15.56	-62.47
		SAR	580.00	775.00	1760.00	-25.16	-67.05
		SKT	800.00	1200.00	2800.00	-33.33	-71.43
		BPR	840.00	880.00	2160.00	-4.55	-61.11
		GJT	800.00	1200.00	2000.00	-33.33	-60.00
		KSR	725.00	775.00	1900.00	-6.45	-61.84
		KAR	740.00	440.00	1560.00	68.18	-52.56
		HYD	475.00	575.00	1700.00	-17.39	-72.06
		SKR	560.00	720.00	1600.00	-22.22	-65.00
		LRK	900.00	1000.00	2400.00	-10.00	-62.50
		MPK	450.00	700.00	1450.00	-35.71	-68.97
		NWB	1550.00	1250.00	2425.00	24.00	-36.08
		PSH	1000.00	1200.00	2100.00	-16.67	-52.38
		BNU	800.00	800.00	2700.00	0.00	-70.37
		MNG	1000.00	1000.00	2400.00	0.00	-58.33
		QTA	880.00	1080.00	2000.00	-18.52	-56.00
0124901. RADDISH AVG. QLTY.	100 KG.	RAW	1550.00	1750.00	1950.00	-11.43	-20.51
		MUL	1450.00	1550.00	1600.00	-6.45	-9.38
		GUJ	1000.00	1000.00	2000.00	0.00	-50.00
		SAR	680.00	1280.00	1090.00	-46.88	-37.61
		SKT	1000.00	1700.00	2000.00	-41.18	-50.00
		KAR	1350.00	1350.00	950.00	0.00	42.11
		MPK	1250.00	1350.00	1100.00	-7.41	13.64
		PSH	1500.00	1500.00	900.00	0.00	66.67
0124904. BRINJAL AVG. QLTY.	100 KG.	LAH	1550.00	1950.00	3300.00	-20.51	-53.03
		FAS	1800.00	2100.00	3500.00	-14.29	-48.57
		MUL	1900.00	3150.00	4800.00	-39.68	-60.42
		SAR	2485.00	2250.00	5375.00	10.44	-53.77
		SKT	2000.00	2000.00	5000.00	0.00	-60.00
		KAR	1750.00	1800.00	2450.00	-2.78	-28.57
		SKR	1600.00	1600.00	2000.00	0.00	-20.00
		MPK	1200.00	1200.00	1550.00	0.00	-22.58
		PSH	2500.00	2000.00	3500.00	25.00	-28.57
		BNU	1500.00	2000.00	2000.00	-25.00	-25.00
		QTA	4200.00	3200.00	3600.00	31.25	16.67
007. Fresh Fruits							
0131201. BANANA AVG. QLTY.	DOZ.	LAH	57.50	57.50	60.00	0.00	-4.17
		FAS	35.00	35.00	40.00	0.00	-12.50
		RAW	61.00	57.50	62.50	6.09	-2.40
		MUL	52.50	47.50	55.00	10.53	-4.55
		GUJ	35.00	35.00	52.50	0.00	-33.33
		SKT	45.00	45.00	65.00	0.00	-30.77
		BPR	50.00	50.00	42.50	0.00	17.65
		GJT	45.00	45.00	48.00	0.00	-6.25

Contd.

7.10 Intercity Wholesale Prices of Selected Commodities

Group/Commodity/Item Specification	Unit	City	Prices (Rs.)			% Change in Dec., 2018 Over	
			Dec., 2018	Nov., 2018	Dec., 2017	Nov., 2018	Dec., 2017
0131701. PAPAYA (PAPETA)	40 KG.	KAR	32.50	21.00	22.50	54.76	44.44
		HYD	48.00	48.00	45.00	0.00	6.67
		SKR	30.00	30.00	40.00	0.00	-25.00
		MPK	32.50	32.50	25.00	0.00	30.00
		PSH	45.00	37.50	45.00	20.00	0.00
		MNG	70.00	40.00	50.00	75.00	40.00
		LAH	3800.00	3800.00	3550.00	0.00	7.04
		KAR	3000.00	4800.00	2500.00	-37.50	20.00
		HYD	3800.00	3500.00	3200.00	8.57	18.75
		MPK	3000.00	2500.00	1600.00	20.00	87.50
0132301. MALTA AVG. QLTY.	100	LAH	825.00	0.00	925.00	-----	-10.81
		FAS	650.00	500.00	675.00	30.00	-3.70
		RAW	825.00	925.00	990.00	-10.81	-16.67
		SAR	510.00	500.00	510.00	2.00	0.00
		KAR	750.00	725.00	750.00	3.45	0.00
		HYD	900.00	900.00	950.00	0.00	-5.26
		PSH	800.00	700.00	1100.00	14.29	-27.27
		QTA	630.00	650.00	660.00	-3.08	-4.55
		LAH	725.00	0.00	550.00	-----	31.82
		FAS	550.00	0.00	450.00	-----	22.22
0132302. KINO AVG. QLTY.	100	RAW	675.00	0.00	562.50	-----	20.00
		SAR	400.00	1330.00	462.50	-69.92	-13.51
		KAR	450.00	575.00	550.00	-21.74	-18.18
		HYD	675.00	0.00	650.00	-----	3.85
		PSH	550.00	0.00	550.00	-----	0.00
		QTA	640.00	700.00	660.00	-8.57	-3.03
		LAH	2600.00	2600.00	4900.00	0.00	-46.94
		RAW	5100.00	5100.00	5950.00	0.00	-14.29
		KAR	5200.00	5200.00	5700.00	0.00	-8.77
		SKR	2800.00	2800.00	4200.00	0.00	-33.33
0135101. APPLE AVG. QLTY.	40 KG.	LAH	3900.00	3900.00	3450.00	0.00	13.04
		RAW	2750.00	2750.00	3100.00	0.00	-11.29
		MUL	3900.00	4300.00	3450.00	-9.30	13.04
		KAR	2320.00	2600.00	2540.00	-10.77	-8.66
		HYD	3300.00	2450.00	2500.00	34.69	32.00
		SKR	2800.00	3200.00	2000.00	-12.50	40.00
		PSH	2800.00	2800.00	3200.00	0.00	-12.50
		MNG	4000.00	3400.00	4140.00	17.65	-3.38
		QTA	3200.00	3200.00	3200.00	0.00	0.00
		LAH	8150.00	8150.00	6100.00	0.00	33.61
0135102. APPLE SUP. QLTY.	40 KG.	RAW	6900.00	6900.00	7775.00	0.00	-11.25
		GJT	4500.00	4400.00	4500.00	2.27	0.00
		KAR	3100.00	3700.00	2900.00	-16.22	6.90
		PSH	3600.00	3600.00	4400.00	0.00	-18.18
		MNG	5200.00	4800.00	5445.00	8.33	-4.50
		QTA	5200.00	5200.00	5200.00	0.00	0.00
		LAH	2450.00	2100.00	1550.00	16.67	58.06
		RAW	1950.00	2050.00	2175.00	-4.88	-10.34
		MUL	2200.00	2900.00	2300.00	-24.14	-4.35
		KAR	1560.00	1400.00	980.00	11.43	59.18
0135901. GUAVA AVG. QLTY.	40 KG.	HYD	1200.00	1700.00	1400.00	-29.41	-14.29
		PSH	2500.00	2300.00	2000.00	8.70	25.00
		QTA	1600.00	1600.00	2000.00	0.00	-20.00
		LAH	1200.00	1200.00	1150.00	0.00	4.35
		FAS	450.00	450.00	500.00	0.00	-10.00
		RAW	2625.00	2625.00	825.00	0.00	218.18
		MUL	960.00	960.00	750.00	0.00	28.00
		KSR	1275.00	1275.00	950.00	0.00	34.21
		KAR	1700.00	1700.00	1800.00	0.00	-5.56
		KAR	1700.00	1700.00	1800.00	0.00	-5.56
0136101. WATER MELON	40 KG.	LAH	1200.00	1200.00	1150.00	0.00	4.35
		FAS	450.00	450.00	500.00	0.00	-10.00
		RAW	2625.00	2625.00	825.00	0.00	218.18
		MUL	960.00	960.00	750.00	0.00	28.00
		KSR	1275.00	1275.00	950.00	0.00	34.21
		KAR	1700.00	1700.00	1800.00	0.00	-5.56
		KAR	1700.00	1700.00	1800.00	0.00	-5.56
		KAR	1700.00	1700.00	1800.00	0.00	-5.56
		KAR	1700.00	1700.00	1800.00	0.00	-5.56
		KAR	1700.00	1700.00	1800.00	0.00	-5.56

Contd.

7.10 Intercity Wholesale Prices of Selected Commodities

Group/Commodity/Item Specification	Unit	City	Prices (Rs.)			% Change in Dec., 2018 Over	
			Dec., 2018	Nov., 2018	Dec., 2017	Nov., 2018	Dec., 2017
0136102. MUSK MELON (SARDA/GARMA)	40 KG.	HYD	1400.00	1400.00	800.00	0.00	75.00
		SKR	1200.00	1200.00	1000.00	0.00	20.00
		PSH	1600.00	1600.00	1100.00	0.00	45.45
		QTA	640.00	640.00	700.00	0.00	-8.57
		LAH	1525.00	1525.00	2250.00	0.00	-32.22
		RAW	3450.00	3450.00	1975.00	0.00	74.68
		SKT	3000.00	1600.00	3500.00	87.50	-14.29
		KAR	1340.00	1300.00	1400.00	3.08	-4.29
		PSH	1200.00	1200.00	1000.00	0.00	20.00
		LAH	1900.00	1900.00	2100.00	0.00	-9.52
		RAW	3550.00	3550.00	1950.00	0.00	82.05
		KAR	1900.00	1900.00	1700.00	0.00	11.76
0136103. SWEET MELON (KHURBOZA)	40 KG.	HYD	2800.00	2800.00	1500.00	0.00	86.67
		LAH	23000.00	23000.00	22500.00	0.00	2.22
		RAW	25750.00	24750.00	21650.00	4.04	18.94
		MUL	20500.00	20500.00	20500.00	0.00	0.00
		KAR	24600.00	24600.00	25200.00	0.00	-2.38
		HYD	29750.00	29750.00	28000.00	0.00	6.25
		MPK	32000.00	30000.00	28000.00	6.67	14.29
		PSH	32000.00	30000.00	27000.00	6.67	18.52
		MNG	31600.00	31600.00	26400.00	0.00	19.70
		QTA	20000.00	20000.00	20000.00	0.00	0.00
		LAH	5300.00	5300.00	4100.00	0.00	29.27
		FAS	2750.00	2750.00	2250.00	0.00	22.22
0138401. CHHOARA (DRY DATES) AVG. QLTY.	40 KG.	RAW	3850.00	3850.00	3750.00	0.00	2.67
		MUL	4900.00	4400.00	4250.00	11.36	15.29
		KAR	3500.00	3500.00	4100.00	0.00	-14.63
		HYD	2550.00	2550.00	3000.00	0.00	-15.00
		MPK	2000.00	2000.00	2200.00	0.00	-9.09
		PSH	4000.00	4000.00	2700.00	0.00	48.15
		BNU	4200.00	4000.00	3700.00	5.00	13.51
		LAH	70000.00	70000.00	69000.00	0.00	1.45
		RAW	74250.00	73250.00	70500.00	1.37	5.32
		MUL	66000.00	66000.00	70000.00	0.00	-5.71
		KAR	102000.00	102000.00	102000.00	0.00	0.00
		HYD	90000.00	90000.00	83000.00	0.00	8.43
0138501. PISTACHIO(WITHOUT SHELL)AVG. QLTY	40 KG.	SKR	82000.00	82000.00	82000.00	0.00	0.00
		PSH	80000.00	72000.00	76000.00	11.11	5.26
		QTA	60000.00	60000.00	60000.00	0.00	0.00
		LAH	17000.00	17000.00	9700.00	0.00	75.26
		MUL	13800.00	15000.00	14000.00	-8.00	-1.43
		GJT	14000.00	14000.00	13200.00	0.00	6.06
		KAR	13300.00	13300.00	10595.00	0.00	25.53
		HYD	16000.00	14250.00	16000.00	12.28	0.00
		SKR	15200.00	14000.00	12800.00	8.57	18.75
		MPK	13500.00	13500.00	14800.00	0.00	-8.78
		PSH	12000.00	12800.00	14200.00	-6.25	-15.49
		MNG	12800.00	12800.00	14800.00	0.00	-13.51
0138901. COCONUT DRY AVG. QLTY.	40 KG.	LAH	17000.00	17000.00	9700.00	0.00	75.26
		MUL	13800.00	15000.00	14000.00	-8.00	-1.43
		GJT	14000.00	14000.00	13200.00	0.00	6.06
		KAR	13300.00	13300.00	10595.00	0.00	25.53
		HYD	16000.00	14250.00	16000.00	12.28	0.00
		SKR	15200.00	14000.00	12800.00	8.57	18.75
		MPK	13500.00	13500.00	14800.00	0.00	-8.78
		PSH	12000.00	12800.00	14200.00	-6.25	-15.49
		MNG	12800.00	12800.00	14800.00	0.00	-13.51
0143101. COTTON SEEDS	40 KG.	FAS	1550.00	1550.00	1550.00	0.00	0.00
		MUL	1325.00	1275.00	1225.00	3.92	8.16
		SAH	1448.25	1448.25	1312.82	0.00	10.32
		SAR	2000.00	2000.00	1900.00	0.00	5.26
		SKT	2000.00	2000.00	2000.00	0.00	0.00
		KSR	1675.00	1675.00	1675.00	0.00	0.00
		KAR	2480.00	2480.00	2440.00	0.00	1.64
		HYD	1400.00	1600.00	1400.00	-12.50	0.00

Contd.

7.10 Intercity Wholesale Prices of Selected Commodities

Group/Commodity/Item Specification	Unit	City	Prices (Rs.)			% Change in Dec., 2018 Over			
			Dec., 2018	Nov., 2018	Dec., 2017	Nov., 2018	Dec., 2017		
010. Other Oil Seeds									
0144201. MUSTARD SEEDS	40 KG.	FAS	2750.00	2750.00	2850.00	0.00	-3.51		
		MUL	2450.00	2450.00	2500.00	0.00	-2.00		
		SAH	2575.00	2500.00	2625.00	3.00	-1.90		
		BPR	2775.00	2775.00	2750.00	0.00	0.91		
		KSR	2850.00	2850.00	2750.00	0.00	3.64		
		KAR	2760.00	2760.00	2760.00	0.00	0.00		
		HYD	2400.00	2400.00	2400.00	0.00	0.00		
		MPK	2300.00	2550.00	2500.00	-9.80	-8.00		
		NWB	2150.00	2125.00	2125.00	1.18	1.18		
PSH	4000.00	4000.00	4000.00	0.00	0.00				
011. Edible Roots / Potatoes									
0151001. POTATOES WHITE AVG. QLTY.	40 KG.	KAR	700.00	620.00	920.00	12.90	-23.91		
		HYD	800.00	700.00	960.00	14.29	-16.67		
		SKR	640.00	675.00	1000.00	-5.19	-36.00		
		MPK	675.00	700.00	750.00	-3.57	-10.00		
		QTA	800.00	800.00	1200.00	0.00	-33.33		
0151002. POTATOES RED AVG. QLTY.	40 KG.	LAH	825.00	1025.00	1125.00	-19.51	-26.67		
		FAS	560.00	1100.00	1320.00	-49.09	-57.58		
		RAW	875.00	1125.00	1475.00	-22.22	-40.68		
		MUL	840.00	1425.00	1700.00	-41.05	-50.59		
		GUJ	1000.00	1600.00	1500.00	-37.50	-33.33		
		SAH	703.75	1375.00	1840.00	-48.82	-61.75		
		SAR	570.00	1080.00	1285.00	-47.22	-55.64		
		SKT	1000.00	2000.00	1600.00	-50.00	-37.50		
		BPR	960.00	760.00	1560.00	26.32	-38.46		
		PSH	980.00	980.00	1120.00	0.00	-12.50		
		MNG	800.00	800.00	1200.00	0.00	-33.33		
		012. Stimulant & Spice Crops							
0165201. RED CHILLIES DRY(WHOLE)	40 KG.	LAH	12000.00	12000.00	7100.00	0.00	69.01		
		FAS	10000.00	11100.00	6900.00	-9.91	44.93		
		RAW	12250.00	12750.00	7450.00	-3.92	64.43		
		MUL	8300.00	8900.00	6450.00	-6.74	28.68		
		KAR	12600.00	10500.00	7600.00	20.00	65.79		
		HYD	11750.00	11750.00	7250.00	0.00	62.07		
		MPK	9500.00	11200.00	6900.00	-15.18	37.68		
		PSH	12000.00	12000.00	8000.00	0.00	50.00		
		QTA	12000.00	12000.00	12000.00	0.00	0.00		
		0165401. CUMINSEED WHITE 50 G.PKT.NAT.	EACH	LAH	65.00	65.00	65.00	0.00	0.00
				FAS	48.70	48.70	48.70	0.00	0.00
				RAW	64.00	64.00	64.00	0.00	0.00
				MUL	47.50	47.50	47.50	0.00	0.00
KAR	68.00			68.00	68.00	0.00	0.00		
HYD	70.00			70.00	70.00	0.00	0.00		
MPK	40.45			40.45	40.45	0.00	0.00		
PSH	65.00			65.00	65.00	0.00	0.00		
MNG	50.00	50.00	50.00	0.00	0.00				
QTA	66.00	66.00	50.00	0.00	32.00				
0165402. CARDAMOM LARGE	40 KG.	LAH	52000.00	56000.00	57000.00	-7.14	-8.77		
		RAW	54750.00	54250.00	52500.00	0.92	4.29		
		MUL	53000.00	55000.00	48000.00	-3.64	10.42		
		KAR	58000.00	60200.00	82000.00	-3.65	-29.27		
		HYD	38000.00	38000.00	52000.00	0.00	-26.92		
		MPK	54000.00	54000.00	55000.00	0.00	-1.82		
		PSH	51000.00	51000.00	65000.00	0.00	-21.54		
		QTA	112000.00	112000.00	112000.00	0.00	0.00		
0165403. CARDAMOM SMALL	KG.	LAH	2450.00	2300.00	1900.00	6.52	28.95		
		RAW	1920.00	1875.00	1725.00	2.40	11.30		
		MUL	2250.00	1925.00	1625.00	16.88	38.46		

Contd.

7.10 Intercity Wholesale Prices of Selected Commodities

Group/Commodity/Item Specification	Unit	City	Prices (Rs.)			% Change in Dec., 2018 Over		
			Dec., 2018	Nov., 2018	Dec., 2017	Nov., 2018	Dec., 2017	
0165501. CINNAMON	40 KG.	KAR	2100.00	2050.00	1650.00	2.44	27.27	
		HYD	2200.00	2200.00	1500.00	0.00	46.67	
		MPK	2100.00	2100.00	1500.00	0.00	40.00	
		PSH	2400.00	2400.00	2000.00	0.00	20.00	
		QTA	3250.00	3250.00	3250.00	0.00	0.00	
		RAW	9900.00	9900.00	9350.00	0.00	5.88	
		MUL	11500.00	11100.00	9250.00	3.60	24.32	
		KAR	13200.00	11300.00	10200.00	16.81	29.41	
		PSH	13200.00	13200.00	10000.00	0.00	32.00	
	0165701. GINGER GREEN	40 KG.	QTA	9600.00	9600.00	9600.00	0.00	0.00
			LAH	6300.00	6300.00	4650.00	0.00	35.48
			FAS	4250.00	5250.00	3250.00	-19.05	30.77
			RAW	7350.00	7550.00	6750.00	-2.65	8.89
			SAR	5450.00	6750.00	4825.00	-19.26	12.95
			SKT	4800.00	6000.00	6000.00	-20.00	-20.00
			KAR	4600.00	5800.00	3800.00	-20.69	21.05
			HYD	7000.00	6400.00	4500.00	9.38	55.56
			SKR	5600.00	6400.00	4720.00	-12.50	18.64
			PSH	5600.00	5600.00	4200.00	0.00	33.33
			MNG	8000.00	7600.00	5200.00	5.26	53.85
			QTA	7200.00	7200.00	8000.00	0.00	-10.00
013. Pulses								
0170101. KIDNEY BEANS DRY WHOLE (LOBIA)	40 KG.	LAH	5050.00	5050.00	4650.00	0.00	8.60	
		RAW	5450.00	4800.00	4650.00	13.54	17.20	
		MUL	3900.00	3900.00	3900.00	0.00	0.00	
		KSR	5250.00	5250.00	4550.00	0.00	15.38	
		KAR	5100.00	5100.00	4400.00	0.00	15.91	
		HYD	3800.00	3400.00	3640.00	11.76	4.40	
		PSH	5150.00	5200.00	4400.00	-0.96	17.05	
		BNU	4400.00	4200.00	3900.00	4.76	12.82	
		QTA	5500.00	5500.00	5500.00	0.00	0.00	
		0170401. MASOOR WHOLE AVG. QLTY.	100 KG.	LAH	7100.00	7100.00	7600.00	0.00
FAS	6750.00			6812.50	5625.00	-0.92	20.00	
RAW	9100.00			8900.00	8900.00	2.25	2.25	
MUL	6750.00			6050.00	5450.00	11.57	23.85	
SAR	7050.00			7050.00	8025.00	0.00	-12.15	
SKT	13000.00			13000.00	11500.00	0.00	13.04	
BPR	7200.00			6550.00	6250.00	9.92	15.20	
GJT	9500.00			9500.00	10000.00	0.00	-5.00	
KSR	7500.00			7500.00	7900.00	0.00	-5.06	
KAR	6500.00			6500.00	6750.00	0.00	-3.70	
0170402. MASOOR SPLIT AVG. QLTY.	100 KG.	HYD	6700.00	6500.00	5400.00	3.08	24.07	
		SKR	7500.00	7200.00	8000.00	4.17	-6.25	
		LRK	9000.00	9000.00	8000.00	0.00	12.50	
		MPK	7500.00	6500.00	6500.00	15.38	15.38	
		PSH	7000.00	7000.00	7000.00	0.00	0.00	
		QTA	11700.00	11700.00	12600.00	0.00	-7.14	
		LAH	9450.00	9450.00	8750.00	0.00	8.00	
		FAS	7750.00	8125.00	6375.00	-4.62	21.57	
		RAW	9950.00	9550.00	9550.00	4.19	4.19	
		MUL	7100.00	7050.00	6100.00	0.71	16.39	
		SAR	8050.00	8050.00	7025.00	0.00	14.59	
		SKT	12000.00	12000.00	13000.00	0.00	-7.69	
		BPR	8100.00	7600.00	6750.00	6.58	20.00	
		GJT	11000.00	11000.00	12000.00	0.00	-8.33	
		KAR	7100.00	7100.00	7900.00	0.00	-10.13	
		HYD	7100.00	6800.00	5900.00	4.41	20.34	
		SKR	7500.00	7200.00	7000.00	4.17	7.14	
		LRK	9500.00	7500.00	7500.00	26.67	26.67	

Contd.

7.10 Intercity Wholesale Prices of Selected Commodities

Group/Commodity/Item Specification	Unit	City	Prices (Rs.)			% Change in Dec., 2018 Over	
			Dec., 2018	Nov., 2018	Dec., 2017	Nov., 2018	Dec., 2017
0170901. GRAM WHOLE YELLOW AVG. QLT.	100 KG.	MPK	8200.00	7200.00	6800.00	13.89	20.59
		PSH	7850.00	7300.00	6600.00	7.53	18.94
		QTA	11200.00	11200.00	12000.00	0.00	-6.67
		LAH	13750.00	13750.00	13750.00	0.00	0.00
		FAS	8625.00	9250.00	12750.00	-6.76	-32.35
		RAW	12150.00	12350.00	20100.00	-1.62	-39.55
		MUL	11237.50	11250.00	18125.00	-0.11	-38.00
		SAR	9550.00	9550.00	12500.00	0.00	-23.60
		BPR	14250.00	14250.00	19250.00	0.00	-25.97
		GJT	13250.00	13250.00	15250.00	0.00	-13.11
		KAR	13750.00	13750.00	14750.00	0.00	-6.78
		HYD	11750.00	11750.00	15000.00	0.00	-21.67
		SKR	14800.00	14800.00	15000.00	0.00	-1.33
		MPK	15500.00	16000.00	21000.00	-3.13	-26.19
0170902. GRAM SPLIT AVG. QLT.	100 KG.	PSH	11000.00	11000.00	19500.00	0.00	-43.59
		BNU	10500.00	10500.00	11500.00	0.00	-8.70
		QTA	18200.00	18200.00	19600.00	0.00	-7.14
		LAH	9550.00	9100.00	8900.00	4.95	7.30
		FAS	9625.00	9500.00	8875.00	1.32	8.45
		RAW	10250.00	9750.00	10900.00	5.13	-5.96
		MUL	10150.00	9062.50	9750.00	12.00	4.10
		GUJ	10000.00	10000.00	9500.00	0.00	5.26
		SAR	10550.00	9875.00	8000.00	6.84	31.88
		SKT	11000.00	11000.00	9000.00	0.00	22.22
		BPR	10650.00	10200.00	9750.00	4.41	9.23
		GJT	9750.00	8625.00	8400.00	13.04	16.07
		KAR	9100.00	9100.00	9250.00	0.00	-1.62
		HYD	10300.00	9900.00	8450.00	4.04	21.89
		SKR	9500.00	9000.00	9800.00	5.56	-3.06
0170903. MASH WHOLE AVG. QLT.	100 KG.	MPK	10800.00	10000.00	9000.00	8.00	20.00
		PSH	11000.00	11000.00	9400.00	0.00	17.02
		BNU	10500.00	10000.00	10500.00	5.00	0.00
		QTA	13600.00	13600.00	14000.00	0.00	-2.86
		LAH	9950.00	9750.00	12250.00	2.05	-18.78
		FAS	10875.00	9750.00	7125.00	11.54	52.63
		RAW	11550.00	10250.00	11750.00	12.68	-1.70
		MUL	11500.00	10250.00	9375.00	12.20	22.67
		SKT	12000.00	11000.00	9500.00	9.09	26.32
		KSR	9550.00	9550.00	9500.00	0.00	0.53
		KAR	8350.00	8350.00	11100.00	0.00	-24.77
		LAH	11750.00	11250.00	14500.00	4.44	-18.97
		FAS	12250.00	11875.00	11250.00	3.16	8.89
		RAW	12350.00	11150.00	13100.00	10.76	-5.73
		MUL	12100.00	11250.00	10375.00	7.56	16.63
0170904. MASH SPLIT AVG. QLT.	100 KG.	SKT	12500.00	12000.00	12500.00	4.17	0.00
		KSR	10500.00	10500.00	13000.00	0.00	-19.23
		KAR	9350.00	9350.00	11500.00	0.00	-18.70
		HYD	9900.00	8700.00	9000.00	13.79	10.00
		SKR	10000.00	10000.00	10000.00	0.00	0.00
		MPK	11800.00	12400.00	8200.00	-4.84	43.90
		PSH	10500.00	11000.00	11000.00	-4.55	-4.55
		MNG	14500.00	12200.00	11000.00	18.85	31.82
		QTA	16600.00	16600.00	19000.00	0.00	-12.63
		LAH	9450.00	9000.00	8000.00	5.00	18.13
		FAS	9000.00	9250.00	7750.00	-2.70	16.13
		RAW	10550.00	9750.00	9600.00	8.21	9.90
		MUL	8250.00	7350.00	6250.00	12.24	32.00
		SKT	9000.00	8000.00	7500.00	12.50	20.00
		GJT	8000.00	7800.00	8000.00	2.56	0.00

Contd.

7.10 Intercity Wholesale Prices of Selected Commodities

Group/Commodity/Item Specification	Unit	City	Prices (Rs.)			% Change in Dec., 2018 Over	
			Dec., 2018	Nov., 2018	Dec., 2017	Nov., 2018	Dec., 2017
		KSR	8250.00	8250.00	7600.00	0.00	8.55
		KAR	8250.00	8250.00	9100.00	0.00	-9.34
		SKR	9500.00	9500.00	9000.00	0.00	5.56
		PSH	10000.00	9000.00	8000.00	11.11	25.00
		MNG	9000.00	8500.00	8000.00	5.88	12.50
		QTA	14600.00	14600.00	14800.00	0.00	-1.35
0170906. MOONG SPLIT AVG. QLTY.	100 KG.	LAH	9650.00	9550.00	8700.00	1.05	10.92
		FAS	9500.00	9125.00	7375.00	4.11	28.81
		RAW	10950.00	9900.00	10175.00	10.61	7.62
		MUL	9500.00	8750.00	7250.00	8.57	31.03
		SKT	8500.00	8500.00	9500.00	0.00	-10.53
		GJT	9200.00	8200.00	8500.00	12.20	8.24
		KAR	8700.00	8700.00	8500.00	0.00	2.35
		HYD	8700.00	8200.00	8300.00	6.10	4.82
		SKR	10000.00	10000.00	10000.00	0.00	0.00
		MPK	11000.00	9800.00	8500.00	12.24	29.41
		PSH	10400.00	9400.00	6800.00	10.64	52.94
		MNG	10000.00	9400.00	10000.00	6.38	0.00
		QTA	14200.00	14200.00	14400.00	0.00	-1.39
014. Sugar Crops							
0180206. SUGAR CANE (OPEN MARKET)	40 KG.	FAS	165.00	150.00	150.00	10.00	10.00
		HYD	182.00	182.00	182.00	0.00	0.00
		PSH	180.00	180.00	180.00	0.00	0.00
015. Fibre Crops							
0192101. COTTON SPOT RATE EX-KAR.	40 KG.	KAR	9566.33	9655.50	7027.25	-0.92	36.13
0192201. JUTE BAGS LOCAL	100	LAH	12500.00	12500.00	10500.00	0.00	19.05
		FAS	13500.00	12000.00	12000.00	12.50	12.50
		KAR	11750.00	11750.00	11750.00	0.00	0.00
		PSH	11000.00	11000.00	11000.00	0.00	0.00
016. Unmanufactured Tobacco							
0197001. TOBACCO SIND KARO	40 KG.	SAR	7200.00	7200.00	6500.00	0.00	10.77
		SKR	4000.00	4000.00	4000.00	0.00	0.00
		LRK	4000.00	4000.00	3800.00	0.00	5.26
0197002. TOBACCO DESI(MITHA)	40 KG.	LAH	10250.00	9750.00	8900.00	5.13	15.17
		SAR	8800.00	8800.00	8250.00	0.00	6.67
		HYD	6000.00	6000.00	5200.00	0.00	15.38
		QTA	3000.00	3000.00	3000.00	0.00	0.00
0197003. TOBACCO SUFAID PATHA	40 KG.	MUL	6900.00	6900.00	6900.00	0.00	0.00
		SAR	6800.00	6800.00	6550.00	0.00	3.82
		KAR	5100.00	5100.00	4900.00	0.00	4.08
		HYD	5800.00	5800.00	4400.00	0.00	31.82
		QTA	5600.00	5600.00	5600.00	0.00	0.00
0197004. TOBACCO HUKKA TWISTED	40 KG.	LAH	8750.00	8000.00	7900.00	9.38	10.76
		RAW	3250.00	3250.00	3250.00	0.00	0.00
		MUL	4400.00	4400.00	4400.00	0.00	0.00
		KSR	8000.00	8000.00	7700.00	0.00	3.90
		HYD	5300.00	5300.00	4500.00	0.00	17.78
		SKR	9600.00	9600.00	9500.00	0.00	1.05
		QTA	3200.00	3200.00	3200.00	0.00	0.00
0197005. TOBACCO HUKKA PREPARED	40 KG.	LAH	6700.00	6400.00	6050.00	4.69	10.74
		RAW	2050.00	2050.00	2050.00	0.00	0.00
		MUL	1500.00	1500.00	1500.00	0.00	0.00
		KSR	6100.00	6100.00	5650.00	0.00	7.96
		LRK	2500.00	2600.00	2500.00	-3.85	0.00
		QTA	1800.00	1800.00	1800.00	0.00	0.00
017. Poultry							
0215101. CHICKEN FARM(LIVE)	1 KG.	LAH	164.00	171.00	149.00	-4.09	10.07
		FAS	140.00	175.00	152.00	-20.00	-7.89
		RAW	149.00	171.00	139.00	-12.87	7.19

Contd.

7.10 Intercity Wholesale Prices of Selected Commodities

Group/Commodity/Item Specification	Unit	City	Prices (Rs.)			% Change in Dec., 2018 Over	
			Dec., 2018	Nov., 2018	Dec., 2017	Nov., 2018	Dec., 2017
		MUL	157.00	181.50	158.50	-13.50	-0.95
		GUJ	160.00	171.00	150.00	-6.43	6.67
		SKT	160.00	155.00	145.00	3.23	10.34
		BPR	150.00	176.00	144.50	-14.77	3.81
		KAR	185.00	205.00	172.50	-9.76	7.25
		HYD	165.00	195.00	160.00	-15.38	3.13
		SKR	155.00	175.00	160.00	-11.43	-3.13
		MPK	150.00	178.00	140.00	-15.73	7.14
		PSH	170.00	168.00	154.00	1.19	10.39
		MNG	188.00	194.00	143.00	-3.09	31.47
		QTA	205.00	190.00	155.00	7.89	32.26
018. Raw Milk from Bovine Animals							
0221101. FRESH MILK	40 LTR.	LAH	2627.50	2627.50	2627.50	0.00	0.00
		FAS	3200.00	3300.00	2800.00	-3.03	14.29
		RAW	3425.00	3425.00	3387.50	0.00	1.11
		MUL	2650.00	2650.00	2650.00	0.00	0.00
		SAH	2400.00	2400.00	2400.00	0.00	0.00
		SKT	3000.00	3000.00	3000.00	0.00	0.00
		KSR	2225.00	2225.00	2225.00	0.00	0.00
		KAR	3480.00	3560.00	3200.00	-2.25	8.75
		HYD	3360.00	3360.00	2960.00	0.00	13.51
		SKR	3000.00	3000.00	3000.00	0.00	0.00
		MPK	2800.00	2800.00	2600.00	0.00	7.69
		PSH	2600.00	2600.00	2400.00	0.00	8.33
		BNU	3000.00	2800.00	2800.00	7.14	7.14
		QTA	3600.00	3600.00	3400.00	0.00	5.88
019. Eggs							
0231001. EGGS FARM CRATE OF 30 DOZ.	EACH	LAH	3360.00	3480.00	3750.00	-3.45	-10.40
		FAS	3270.00	3480.00	3750.00	-6.03	-12.80
		RAW	3140.00	3465.00	3725.00	-9.38	-15.70
		MUL	3250.00	3450.00	3900.00	-5.80	-16.67
		GUJ	3375.00	3425.00	3900.00	-1.46	-13.46
		SKT	3300.00	3300.00	3600.00	0.00	-8.33
		BPR	3300.00	3480.00	3960.00	-5.17	-16.67
		KAR	3375.00	3075.00	4065.00	9.76	-16.97
		HYD	3075.00	3780.00	3680.00	-18.65	-16.44
		SKR	3400.00	3000.00	3720.00	13.33	-8.60
		MPK	2800.00	3400.00	3600.00	-17.65	-22.22
		PSH	3050.00	3450.00	3750.00	-11.59	-18.67
		MNG	3300.00	3000.00	3700.00	10.00	-10.81
		QTA	3900.00	3900.00	3600.00	0.00	8.33
020. Raw Animal Materials / Wool							
0294201. WOOL PAK. SUPERIOR WHITE	40 KG.	LAH	1575.00	1575.00	1575.00	0.00	0.00
		MUL	2150.00	2100.00	1250.00	2.38	72.00
		KAR	7200.00	7200.00	7200.00	0.00	0.00
		BNU	2500.00	2500.00	2500.00	0.00	0.00
0294202. WOOL PAK. SUPERIOR YELLOW	40 KG.	LAH	1375.00	1375.00	1375.00	0.00	0.00
		MUL	750.00	750.00	550.00	0.00	36.36
		KAR	6900.00	4300.00	4300.00	60.47	60.47
		BNU	2250.00	2250.00	2250.00	0.00	0.00
0294203. WOOL PAK MEDIUM WHITE	40 KG.	LAH	1300.00	1300.00	1300.00	0.00	0.00
		MUL	1850.00	1750.00	950.00	5.71	94.74
		KAR	3600.00	3600.00	3600.00	0.00	0.00
		BNU	2100.00	2100.00	2100.00	0.00	0.00
0294204. WOOL PAK.MEDIUM YELLOW	40 KG.	LAH	1175.00	1175.00	1175.00	0.00	0.00
		MUL	675.00	675.00	450.00	0.00	50.00
		KAR	3275.00	3275.00	3275.00	0.00	0.00
		BNU	1900.00	1900.00	1850.00	0.00	2.70

Contd.

7.10 Intercity Wholesale Prices of Selected Commodities

Group/Commodity/Item Specification	Unit	City	Prices (Rs.)			% Change in Dec., 2018 Over	
			Dec., 2018	Nov., 2018	Dec., 2017	Nov., 2018	Dec., 2017
0294205. WOOL COLOURED LIGHT	40 KG.	LAH	925.00	925.00	925.00	0.00	0.00
		MUL	725.00	650.00	550.00	11.54	31.82
		KAR	2700.00	2700.00	2700.00	0.00	0.00
		BNU	1600.00	1600.00	1600.00	0.00	0.00
0294206. WOOL COLOURED DARK	40 KG.	LAH	825.00	825.00	825.00	0.00	0.00
		MUL	275.00	275.00	225.00	0.00	22.22
		KAR	2500.00	2500.00	2500.00	0.00	0.00
		BNU	1500.00	1500.00	1500.00	0.00	0.00
021. Hides & Fur Skins, Raw							
0295101. HIDES WET SALTED COW MEDIUM	EACH	LAH	1325.00	1325.00	1275.00	0.00	3.92
		RAW	1425.00	1425.00	1525.00	0.00	-6.56
		MUL	1450.00	1550.00	1650.00	-6.45	-12.12
		SKT	800.00	800.00	1750.00	0.00	-54.29
		KSR	1325.00	1325.00	1200.00	0.00	10.42
		KAR	1500.00	1500.00	3200.00	0.00	-53.13
		HYD	2500.00	2500.00	3200.00	0.00	-21.88
		BNU	1000.00	1000.00	1000.00	0.00	0.00
		QTA	2500.00	2500.00	2500.00	0.00	0.00
0295102. HIDES WET SALTED BUFFALO MEDIUM	EACH	LAH	1025.00	1025.00	975.00	0.00	5.13
		RAW	1475.00	1475.00	1525.00	0.00	-3.28
		MUL	1250.00	1175.00	1250.00	6.38	0.00
		SKT	1000.00	1000.00	2000.00	0.00	-50.00
		KSR	1000.00	1000.00	900.00	0.00	11.11
		KAR	400.00	400.00	2000.00	0.00	-80.00
		HYD	1500.00	1500.00	2000.00	0.00	-25.00
		BNU	1200.00	1200.00	1200.00	0.00	0.00
		QTA	2400.00	2400.00	2400.00	0.00	0.00
0295103. HIDES WET SALTED CALF MEDIUM	EACH	LAH	400.00	400.00	525.00	0.00	-23.81
		RAW	1150.00	1150.00	1250.00	0.00	-8.00
		MUL	850.00	850.00	750.00	0.00	13.33
		SKT	500.00	500.00	500.00	0.00	0.00
		KSR	425.00	425.00	380.00	0.00	11.84
		KAR	3000.00	3000.00	3000.00	0.00	0.00
		HYD	3000.00	3000.00	3000.00	0.00	0.00
		BNU	500.00	500.00	500.00	0.00	0.00
		QTA	1800.00	1800.00	1800.00	0.00	0.00
0295301. SHEEP SKIN MEDIUM	100	RAW	20250.00	20250.00	22500.00	0.00	-10.00
		MUL	7500.00	7500.00	6500.00	0.00	15.38
		KSR	9750.00	9750.00	9750.00	0.00	0.00
		KAR	6000.00	6000.00	31000.00	0.00	-80.65
		HYD	20000.00	20000.00	25000.00	0.00	-20.00
		PSH	5000.00	5000.00	7000.00	0.00	-28.57
		QTA	30000.00	30000.00	30000.00	0.00	0.00
0295302. SHEEP SKIN LARGE	100	LAH	16000.00	16000.00	16000.00	0.00	0.00
		RAW	24250.00	24250.00	25500.00	0.00	-4.90
		MUL	13250.00	13250.00	11500.00	0.00	15.22
		KSR	15000.00	15000.00	13250.00	0.00	13.21
		KAR	9750.00	9750.00	46500.00	0.00	-79.03
		HYD	35000.00	35000.00	15000.00	0.00	133.33
		PSH	7000.00	7000.00	10000.00	0.00	-30.00
		QTA	35000.00	35000.00	35000.00	0.00	0.00
0295401. GOAT SKIN LARGE	100	LAH	20500.00	20500.00	18000.00	0.00	13.89
		RAW	23500.00	23500.00	24500.00	0.00	-4.08
		KSR	19000.00	19000.00	14500.00	0.00	31.03
		KAR	21500.00	21500.00	32500.00	0.00	-33.85
		HYD	20000.00	20000.00	22000.00	0.00	-9.09
		PSH	12000.00	12000.00	14000.00	0.00	-14.29
		QTA	40000.00	40000.00	40000.00	0.00	0.00

Contd.

7.10 Intercity Wholesale Prices of Selected Commodities

Group/Commodity/Item Specification	Unit	City	Prices (Rs.)			% Change in Dec., 2018 Over	
			Dec., 2018	Nov., 2018	Dec., 2017	Nov., 2018	Dec., 2017
0295402. GOAT SKIN EXTRA LARGE	100	LAH	23500.00	23500.00	20500.00	0.00	14.63
		RAW	24250.00	24250.00	26500.00	0.00	-8.49
		MUL	31000.00	31000.00	34000.00	0.00	-8.82
		KSR	20000.00	20000.00	16000.00	0.00	25.00
		KAR	26750.00	26750.00	35000.00	0.00	-23.57
		HYD	30000.00	30000.00	28000.00	0.00	7.14
		PSH	12000.00	12000.00	20000.00	0.00	-40.00
		QTA	45000.00	45000.00	45000.00	0.00	0.00
0295403. GOAT SKIN MEDIUM	100	LAH	15500.00	15500.00	13500.00	0.00	14.81
		RAW	22500.00	22500.00	23500.00	0.00	-4.26
		MUL	16500.00	16500.00	17500.00	0.00	-5.71
		SKT	15000.00	15000.00	19000.00	0.00	-21.05
		KSR	15500.00	15500.00	11600.00	0.00	33.62
		KAR	12500.00	12500.00	20500.00	0.00	-39.02
		PSH	6000.00	6000.00	10000.00	0.00	-40.00
		QTA	25000.00	25000.00	25000.00	0.00	0.00
0295404. GOAT SKIN SMALL	100	LAH	7500.00	7500.00	9500.00	0.00	-21.05
		RAW	20500.00	20500.00	22500.00	0.00	-8.89
		SKT	12500.00	12500.00	15000.00	0.00	-16.67
		KSR	11250.00	11250.00	8250.00	0.00	36.36
		KAR	7500.00	7500.00	15500.00	0.00	-51.61
		PSH	4000.00	4000.00	8000.00	0.00	-50.00
		QTA	15000.00	15000.00	15000.00	0.00	0.00
022. Fuel Wood in Logs							
0313001. FIRE WOOD MIXED DRY	40 KG.	LAH	705.00	705.00	655.00	0.00	7.63
		FAS	380.00	380.00	380.00	0.00	0.00
		RAW	690.00	665.00	650.00	3.76	6.15
		MUL	530.00	530.00	530.00	0.00	0.00
		GJT	550.00	550.00	550.00	0.00	0.00
		KAR	675.00	675.00	600.00	0.00	12.50
		HYD	550.00	550.00	550.00	0.00	0.00
		SKR	375.00	375.00	375.00	0.00	0.00
		LRK	450.00	450.00	450.00	0.00	0.00
		PSH	675.00	675.00	675.00	0.00	0.00
		MNG	560.00	560.00	560.00	0.00	0.00
		QTA	515.00	515.00	515.00	0.00	0.00
023. Fish Live Fresh or Chilled							
0411901. FISH RAHU RIVER	40 KG.	LAH	9450.00	9450.00	10000.00	0.00	-5.50
		RAW	5750.00	5900.00	5750.00	-2.54	0.00
		MUL	9100.00	9100.00	9600.00	0.00	-5.21
		HYD	10000.00	10000.00	8800.00	0.00	13.64
		SKR	8000.00	9600.00	9000.00	-16.67	-11.11
		PSH	8600.00	8600.00	8050.00	0.00	6.83
0411902. FISH RAHU SEA	40 KG.	KAR	9700.00	9700.00	9400.00	0.00	3.19
0411903. FISH SURMAI (SEA)	40 KG.	KAR	13900.00	13900.00	14400.00	0.00	-3.47
2. Ores/Minerals, Elec., Gas & Water							
024. Coal not Agglomerated							
1101001. COAL	MT.	LAH	9900.00	9900.00	9900.00	0.00	0.00
025. Natural Gas Liquified							
1202001. SUI GAS GENERAL INDUSRIAL USE	MMBTU	KAR	912.60	912.60	600.00	0.00	52.10
1202002. LPG	KG.	LAH	121.00	114.00	120.50	6.14	0.41
		RAW	128.50	112.50	117.50	14.22	9.36
		KAR	130.00	120.00	120.00	8.33	8.33
		PSH	143.00	140.00	140.00	2.14	2.14
		QTA	135.00	135.00	120.00	0.00	12.50
1202003. CNG	KG.	KAR	104.00	104.00	74.99	0.00	38.69
026. Salt & Pure Sodium Chloride							
1620001. SALT CRUSHED LAHORI	40 KG.	LAH	400.00	400.00	360.00	0.00	11.11
		RAW	395.00	395.00	395.00	0.00	0.00

Contd.

7.10 Intercity Wholesale Prices of Selected Commodities

Group/Commodity/Item Specification	Unit	City	Prices (Rs.)			% Change in Dec., 2018 Over	
			Dec., 2018	Nov., 2018	Dec., 2017	Nov., 2018	Dec., 2017
1620002. SEA SALT	40 KG.	MUL	330.00	330.00	280.00	0.00	17.86
		GJT	240.00	240.00	240.00	0.00	0.00
		KAR	360.00	360.00	360.00	0.00	0.00
		SKR	275.00	275.00	275.00	0.00	0.00
		PSH	250.00	250.00	150.00	0.00	66.67
		LAH	380.00	380.00	350.00	0.00	8.57
		FAS	190.00	190.00	170.00	0.00	11.76
		KAR	122.50	122.50	122.50	0.00	0.00
		HYD	150.00	150.00	150.00	0.00	0.00
		NWB	322.50	322.50	322.50	0.00	0.00
027. Electrical Energy							
1710011. ELECTRICITY TARRIF B1	KWH.	KAR	15.34	15.34	15.34	0.00	0.00
1710012. ELECTRICITY TARRIF B2	KWH.	KAR	15.15	15.15	15.15	0.00	0.00
1710013. ELECTRICITY TARRIF B3	KWH.	KAR	15.52	15.52	15.52	0.00	0.00
1710014. ELECTRICITY TARRIF B4	KWH.	KAR	15.46	15.46	15.46	0.00	0.00
1710021. ELECTRICITY TARIFF-D1	KWH.	KAR	10.09	10.09	10.09	0.00	0.00
1710022. ELECTRICITY TARIFF-D2	KWH.	KAR	11.70	11.70	11.70	0.00	0.00
<u>3. Food,Beverages,Tobacco,Textiles,Leather</u>							
<u>3a) Food Products, Beverages & Tobacco</u>							
028. Meat of Animals							
2111101. BEEF	40 KG.	LAH	12200.00	12200.00	12200.00	0.00	0.00
		FAS	13000.00	13000.00	10200.00	0.00	27.45
		RAW	14350.00	14350.00	11250.00	0.00	27.56
		MUL	13700.00	13700.00	12100.00	0.00	13.22
		SAR	15350.00	15350.00	13200.00	0.00	16.29
		GJT	14000.00	14000.00	13200.00	0.00	6.06
		KAR	15000.00	15000.00	11400.00	0.00	31.58
		HYD	12400.00	12400.00	10550.00	0.00	17.54
		PSH	12000.00	12000.00	11200.00	0.00	7.14
		MNG	13200.00	13200.00	12500.00	0.00	5.60
2111601. MUTTON	40 KG.	QTA	15600.00	15600.00	15600.00	0.00	0.00
		LAH	29600.00	29600.00	29000.00	0.00	2.07
		FAS	30000.00	30000.00	26000.00	0.00	15.38
		RAW	35000.00	35000.00	32750.00	0.00	6.87
		MUL	26400.00	26400.00	24600.00	0.00	7.32
		KAR	30000.00	30000.00	24400.00	0.00	22.95
		HYD	27000.00	27000.00	24000.00	0.00	12.50
		PSH	30000.00	30000.00	27200.00	0.00	10.29
		MNG	26000.00	26000.00	24000.00	0.00	8.33
		QTA	29500.00	29500.00	27600.00	0.00	6.88
029. Vegetables & Fruit Juice							
2133101. TOMATO KETCHUP 300 GM.	DOZ.	LAH	900.00	900.00	900.00	0.00	0.00
		FAS	892.20	892.20	892.20	0.00	0.00
		RAW	1210.00	1210.00	1175.00	0.00	2.98
		MUL	1037.40	1037.40	1037.40	0.00	0.00
		GJT	920.00	920.00	920.00	0.00	0.00
		KAR	1080.00	1080.00	1080.00	0.00	0.00
		HYD	1080.00	1080.00	1080.00	0.00	0.00
		SKR	1013.04	1013.04	1013.04	0.00	0.00
		MPK	1014.00	1014.00	1014.00	0.00	0.00
		PSH	1200.00	1200.00	1300.00	0.00	-7.69
2133901. CHILLES & LIME PKL.IN OIL 340 G.	DOZ.	MNG	900.00	900.00	900.00	0.00	0.00
		QTA	1140.00	1140.00	960.00	0.00	18.75
		LAH	1250.00	1250.00	1250.00	0.00	0.00
		RAW	1255.00	1255.00	1152.50	0.00	8.89
		KAR	1380.00	1380.00	1380.00	0.00	0.00
		MPK	992.76	992.76	992.76	0.00	0.00
		PSH	1250.00	1250.00	1260.00	0.00	-0.79
		QTA	938.00	938.00	938.00	0.00	0.00

Contd.

7.10 Intercity Wholesale Prices of Selected Commodities

Group/Commodity/Item Specification	Unit	City	Prices (Rs.)			% Change in Dec., 2018 Over	
			Dec., 2018	Nov., 2018	Dec., 2017	Nov., 2018	Dec., 2017
030. Dried Fruits & Nuts							
2141101. KISHMISH(RAISIN) AVG. QLTY.	40 KG.	LAH	14000.00	14000.00	9900.00	0.00	41.41
		RAW	8650.00	8650.00	8450.00	0.00	2.37
		MUL	13100.00	13100.00	8850.00	0.00	48.02
		KAR	12000.00	12000.00	10500.00	0.00	14.29
		HYD	10750.00	10500.00	10200.00	2.38	5.39
		MPK	11000.00	11000.00	9500.00	0.00	15.79
		PSH	8000.00	8000.00	6200.00	0.00	29.03
		BNU	12000.00	12000.00	8900.00	0.00	34.83
		QTA	8000.00	8000.00	8000.00	0.00	0.00
2141301. GROUND NUT WITH SHELL AVG. QLTY.	40 KG.	LAH	8450.00	8450.00	8900.00	0.00	-5.06
		RAW	7100.00	6250.00	6150.00	13.60	15.45
		MUL	5100.00	5100.00	6300.00	0.00	-19.05
		KAR	10300.00	10300.00	10200.00	0.00	0.98
		HYD	6200.00	5800.00	7000.00	6.90	-11.43
		MPK	5200.00	5200.00	4600.00	0.00	13.04
		PSH	6400.00	6400.00	6800.00	0.00	-5.88
		QTA	8000.00	8000.00	8500.00	0.00	-5.88
031. Fruit Juices							
2142901. ROOHAFZA(SHARBAT)	DOZ.	LAH	2100.00	2100.00	1836.00	0.00	14.38
		FAS	2050.00	2050.00	1870.00	0.00	9.63
		RAW	2010.00	2010.00	1910.00	0.00	5.24
		MUL	1980.00	1980.00	1840.00	0.00	7.61
		GUJ	2100.00	2100.00	1880.00	0.00	11.70
		BPR	2155.00	2155.00	1880.00	0.00	14.63
		GJT	2050.00	2050.00	1880.00	0.00	9.04
		KAR	2060.00	2060.00	1850.00	0.00	11.35
		HYD	2100.00	2100.00	1880.00	0.00	11.70
		SKR	2100.00	2100.00	1720.00	0.00	22.09
		LRK	2050.00	2050.00	1870.00	0.00	9.63
		PSH	2040.00	2040.00	1820.00	0.00	12.09
		BNU	2100.00	2100.00	1900.00	0.00	10.53
		MNG	2050.00	2050.00	1850.00	0.00	10.81
		QTA	2220.00	2220.00	2100.00	0.00	5.71
2142902. JAM-E-SHREEN	DOZ.	LAH	2100.00	2100.00	1840.00	0.00	14.13
		FAS	2000.00	2000.00	1860.00	0.00	7.53
		RAW	2125.00	2125.00	1910.00	0.00	11.26
		MUL	1970.00	1970.00	1820.00	0.00	8.24
		GUJ	2050.00	2050.00	1850.00	0.00	10.81
		BPR	2148.00	2148.00	1880.00	0.00	14.26
		KAR	2100.00	2100.00	1824.00	0.00	15.13
		HYD	2220.00	2220.00	1956.00	0.00	13.50
		SKR	2160.00	2100.00	1720.00	2.86	25.58
		PSH	2040.00	2040.00	1820.00	0.00	12.09
		BNU	2010.00	2010.00	1800.00	0.00	11.67
		MNG	2020.00	2020.00	1880.00	0.00	7.45
2142903. FRUIT JUICE TETRA PACK	DOZ.	LAH	190.00	190.00	190.00	0.00	0.00
		FAS	162.50	162.50	162.50	0.00	0.00
		RAW	157.50	157.50	157.50	0.00	0.00
		MUL	156.00	156.00	135.00	0.00	15.56
		KAR	168.00	168.00	168.00	0.00	0.00
		HYD	170.00	170.00	170.00	0.00	0.00
		SKR	180.00	180.00	180.00	0.00	0.00
		PSH	133.00	133.00	133.00	0.00	0.00
		QTA	110.00	110.00	110.00	0.00	0.00
2142904. LEMON/ORANGE SQUASH MITCHELS(730ML)	DOZ.	LAH	1620.00	1620.00	1620.00	0.00	0.00
		FAS	1630.00	1630.00	1630.00	0.00	0.00
		RAW	1910.00	1910.00	1710.00	0.00	11.70
		MUL	1788.00	1788.00	1788.00	0.00	0.00

Contd.

7.10 Intercity Wholesale Prices of Selected Commodities

Group/Commodity/Item Specification	Unit	City	Prices (Rs.)			% Change in Dec., 2018 Over	
			Dec., 2018	Nov., 2018	Dec., 2017	Nov., 2018	Dec., 2017
		KAR	1788.00	1788.00	1788.00	0.00	0.00
		HYD	2040.00	2040.00	1775.00	0.00	14.93
		PSH	2100.00	2100.00	1800.00	0.00	16.67
2142905. MUREEY BREWERY (TOPS)	DOZ.	LAH	495.00	495.00	495.00	0.00	0.00
		RAW	710.00	710.00	625.00	0.00	13.60
		KSR	435.00	435.00	435.00	0.00	0.00
2149201. APL/MNG/ORG/MIX. FRUIT JAM 450 G.	DOZ.	LAH	1515.00	1515.00	1515.00	0.00	0.00
		RAW	1565.00	1565.00	1390.00	0.00	12.59
		KAR	1305.00	1305.00	1305.00	0.00	0.00
		MPK	1183.00	1183.00	1183.00	0.00	0.00
		PSH	1440.00	1440.00	1410.00	0.00	2.13
		QTA	1320.00	1320.00	1320.00	0.00	0.00
2149202. MANGO/MIXED PICKLE IN OIL 340 G.	DOZ.	LAH	1120.00	1120.00	1120.00	0.00	0.00
		RAW	1355.00	1355.00	1270.00	0.00	6.69
		KAR	1380.00	1380.00	1380.00	0.00	0.00
		MPK	992.76	992.76	992.76	0.00	0.00
		PSH	1320.00	1320.00	1320.00	0.00	0.00
		QTA	1200.00	1200.00	1200.00	0.00	0.00
032. Vegetable Oils Refined							
2154101. SOYABEAN COOKING OIL TIN	5 LTR.	LAH	930.00	890.00	840.00	4.49	10.71
		FAS	980.00	955.00	850.00	2.62	15.29
		RAW	955.00	935.00	855.00	2.14	11.70
		MUL	997.00	932.16	903.85	6.96	10.31
		KAR	742.50	742.50	742.50	0.00	0.00
		HYD	985.00	977.77	977.77	0.74	0.74
		SKR	840.00	859.50	840.00	-2.27	0.00
		MPK	980.00	980.00	940.00	0.00	4.26
		PSH	915.00	915.00	860.00	0.00	6.40
		BNU	940.00	940.00	970.00	0.00	-3.09
		QTA	840.00	840.00	840.00	0.00	0.00
2154301. SUN FLOWER COOKING OIL	5 LTR.	LAH	940.00	900.00	840.00	4.44	11.90
		FAS	925.00	910.00	850.00	1.65	8.82
		RAW	955.00	935.00	855.00	2.14	11.70
		MUL	976.00	893.72	879.81	9.21	10.93
		GJT	855.00	855.00	855.00	0.00	0.00
		KAR	742.50	742.50	742.50	0.00	0.00
		HYD	940.00	911.11	911.11	3.17	3.17
		SKR	890.00	950.00	840.00	-6.32	5.95
		PSH	870.00	870.00	850.00	0.00	2.35
		MNG	930.00	930.00	840.00	0.00	10.71
		QTA	900.00	900.00	900.00	0.00	0.00
2154401. MUSTARD & RAPE SEED OIL.	40 KG.	LAH	6450.00	6450.00	5200.00	0.00	24.04
		RAW	7100.00	7100.00	6900.00	0.00	2.90
		MUL	5300.00	5300.00	5700.00	0.00	-7.02
		KSR	6350.00	6350.00	5400.00	0.00	17.59
		KAR	6700.00	6700.00	6100.00	0.00	9.84
		HYD	5600.00	5600.00	5500.00	0.00	1.82
		MPK	5650.00	5600.00	5300.00	0.89	6.60
		PSH	6750.00	6750.00	6750.00	0.00	0.00
		BNU	6800.00	6800.00	6200.00	0.00	9.68
		QTA	6000.00	6000.00	6000.00	0.00	0.00
2154801. COTTON SEED OIL	40 KG.	LAH	5800.00	5800.00	5800.00	0.00	0.00
		MUL	4150.00	4150.00	3825.00	0.00	8.50
		GUJ	5000.00	5000.00	5000.00	0.00	0.00
		SAR	4540.00	4540.00	4324.00	0.00	5.00
		KAR	5700.00	5700.00	5605.00	0.00	1.69
		HYD	4250.00	4250.00	4300.00	0.00	-1.16

Contd.

7.10 Intercity Wholesale Prices of Selected Commodities

Group/Commodity/Item Specification		Unit	City	Prices (Rs.)			% Change in Dec., 2018 Over	
				Dec., 2018	Nov., 2018	Dec., 2017	Nov., 2018	Dec., 2017
			SKR	4480.00	5720.00	4800.00	-21.68	-6.67
			NWB	6000.00	6000.00	6000.00	0.00	0.00
			PSH	5100.00	5100.00	5100.00	0.00	0.00
2154901. RAFHAN CORN OIL	2.00 LT	LAH	750.00	750.00	650.00	0.00	15.38	
		FAS	760.00	760.00	700.00	0.00	8.57	
		RAW	910.00	875.00	725.00	4.00	25.52	
		MUL	703.00	703.00	703.00	0.00	0.00	
		KAR	695.00	695.00	695.00	0.00	0.00	
		HYD	733.00	720.00	710.00	1.81	3.24	
		MPK	705.00	705.00	705.00	0.00	0.00	
		PSH	785.00	785.00	710.00	0.00	10.56	
		MNG	735.00	735.00	720.00	0.00	2.08	
		QTA	730.00	730.00	730.00	0.00	0.00	
		033. Vegetable Ghee						
2159001. VEGETABLE GHEE(16 KG TIN)	EACH	LAH	2350.00	2350.00	2220.00	0.00	5.86	
		RAW	2515.00	2490.00	2325.00	1.00	8.17	
		MUL	2490.00	2490.00	2360.00	0.00	5.51	
		SKT	2070.00	2070.00	2070.00	0.00	0.00	
		KAR	2380.00	2380.00	2440.00	0.00	-2.46	
		SKR	1880.00	1880.00	1850.00	0.00	1.62	
		MPK	2100.00	2150.00	2000.00	-2.33	5.00	
		PSH	2620.00	2600.00	2430.00	0.77	7.82	
		MNG	2550.00	2550.00	2430.00	0.00	4.94	
		QTA	3000.00	2500.00	2450.00	20.00	22.45	
		2159002. VEGETABLE GHEE(DALDA/TULO/HABIB/SHA	05 KG.	LAH	950.00	930.00	895.00	2.15
FAS	930.00			930.00	900.00	0.00	3.33	
RAW	955.00			935.00	865.00	2.14	10.40	
MUL	927.00			898.55	865.00	3.17	7.17	
SAR	965.00			952.00	890.00	1.37	8.43	
GJT	920.00			920.00	898.00	0.00	2.45	
KAR	940.00			940.00	800.00	0.00	17.50	
HYD	950.00			950.00	900.00	0.00	5.56	
SKR	780.00			780.00	780.00	0.00	0.00	
PSH	940.00			940.00	880.00	0.00	6.82	
QTA	950.00			940.00	850.00	1.06	11.76	
034. Oil Cakes								
2171001. COTTON SEED OIL CAKES	40 KG.	LAH	1800.00	1800.00	1700.00	0.00	5.88	
		FAS	1650.00	1650.00	1700.00	0.00	-2.94	
		MUL	1425.00	1475.00	1400.00	-3.39	1.79	
		SAR	2400.00	2400.00	1900.00	0.00	26.32	
		BPR	1650.00	1650.00	1475.00	0.00	11.86	
		HYD	1600.00	1600.00	1600.00	0.00	0.00	
		SKR	1720.00	1720.00	1720.00	0.00	0.00	
		MPK	1450.00	1500.00	1390.00	-3.33	4.32	
		PSH	1730.00	1730.00	1560.00	0.00	10.90	
		QTA	1250.00	1250.00	1250.00	0.00	0.00	
		2171002. MUSTARD & RAPSEED OIL CAKES	40 KG.	LAH	1400.00	1400.00	1300.00	0.00
FAS	1500.00			1425.00	1330.00	5.26	12.78	
MUL	1275.00			1275.00	1275.00	0.00	0.00	
SAR	1475.00			1475.00	1287.50	0.00	14.56	
BPR	1525.00			1525.00	1325.00	0.00	15.09	
HYD	1600.00			1520.00	1500.00	5.26	6.67	
SKR	1490.00			1490.00	1450.00	0.00	2.76	
MPK	1250.00			1280.00	1200.00	-2.34	4.17	
PSH	1750.00			1750.00	1600.00	0.00	9.38	
QTA	950.00			950.00	950.00	0.00	0.00	
035. Processed Liquid Milk								
2211002. MILK PAK/HALEEB/NESTLE (LITRE)	DOZ.	LAH	1500.00	1500.00	1450.00	0.00	3.45	
		FAS	1540.00	1540.00	1470.00	0.00	4.76	

Contd.

7.10 Intercity Wholesale Prices of Selected Commodities

Group/Commodity/Item Specification	Unit	City	Prices (Rs.)			% Change in Dec., 2018 Over	
			Dec., 2018	Nov., 2018	Dec., 2017	Nov., 2018	Dec., 2017
		RAW	1435.00	1435.00	1355.00	0.00	5.90
		KAR	1250.00	1250.00	1250.00	0.00	0.00
		HYD	1620.00	1620.00	1472.00	0.00	10.05
		SKR	1347.96	1347.96	1320.00	0.00	2.12
		PSH	1470.00	1470.00	1470.00	0.00	0.00
		MNG	1480.00	1480.00	1460.00	0.00	1.37
036. Milk & Cream in Solid Form							
2221101. POWD.MILK EVERYDAY(NESTLE)1KG.	EACH	LAH	750.00	700.00	700.00	7.14	7.14
		RAW	762.50	762.50	685.00	0.00	11.31
		MUL	763.00	763.00	703.66	0.00	8.43
		KAR	725.00	725.00	662.50	0.00	9.43
		HYD	768.42	768.42	710.00	0.00	8.23
		SKR	768.00	665.00	665.00	15.49	15.49
		PSH	750.00	745.00	680.00	0.67	10.29
		BNU	750.00	750.00	680.00	0.00	10.29
		QTA	680.00	680.00	680.00	0.00	0.00
2221201. POWDERED MILK(SKIMMED)/BAG 25 KG.	EACH	LAH	11750.00	11750.00	11750.00	0.00	0.00
		RAW	12900.00	12900.00	12350.00	0.00	4.45
		MUL	9287.50	9287.50	9200.00	0.00	0.95
		KAR	12750.00	12750.00	10250.00	0.00	24.39
		PSH	10000.00	8800.00	8800.00	13.64	13.64
		QTA	12500.00	12500.00	12500.00	0.00	0.00
2221202. POWDERED MILK NIDO (1 KG. POLY BA	EACH	LAH	750.00	750.00	725.00	0.00	3.45
		RAW	852.50	852.50	805.00	0.00	5.90
		GUJ	730.00	730.00	730.00	0.00	0.00
		KAR	710.00	710.00	758.00	0.00	-6.33
		HYD	857.00	813.00	813.00	5.41	5.41
		PSH	760.00	760.00	720.00	0.00	5.56
037. Ice Cream							
2227001. ICE CREAM POLKA/WALLS	DOZ.	LAH	400.00	400.00	400.00	0.00	0.00
		RAW	495.00	495.00	495.00	0.00	0.00
		KAR	480.00	480.00	288.00	0.00	66.67
		HYD	432.00	432.00	432.00	0.00	0.00
		SKR	453.00	453.00	453.00	0.00	0.00
		QTA	456.00	456.00	456.00	0.00	0.00
038. Dairy Products N.E.C							
2229001. MILO(200 GM. PACK) NESTLE	EACH	LAH	207.00	207.00	198.00	0.00	4.55
		FAS	240.00	240.00	177.00	0.00	35.59
		RAW	192.50	192.50	192.50	0.00	0.00
		MUL	140.00	140.00	140.00	0.00	0.00
		KAR	200.00	200.00	190.00	0.00	5.26
		HYD	250.00	250.00	195.00	0.00	28.21
		MPK	230.00	230.00	180.00	0.00	27.78
		PSH	190.00	190.00	190.00	0.00	0.00
		MNG	300.00	300.00	300.00	0.00	0.00
		QTA	160.00	160.00	160.00	0.00	0.00
2229002. LACTOGEN(SOFT PACK 400 GM)	EACH	LAH	450.00	450.00	415.00	0.00	8.43
		FAS	456.25	458.33	422.91	-0.45	7.88
		RAW	472.50	472.50	437.50	0.00	8.00
		MUL	462.95	462.95	426.00	0.00	8.67
		KAR	425.00	425.00	422.50	0.00	0.59
		HYD	470.00	470.00	440.00	0.00	6.82
		MPK	465.00	465.00	408.00	0.00	13.97
		PSH	460.00	440.00	416.00	4.55	10.58
		QTA	490.00	480.00	415.00	2.08	18.07
039. Wheat Flour							
2311001. WHEAT FLOUR SUP. QLTY.	80 KG.	LAH	3600.00	3600.00	3600.00	0.00	0.00
		FAS	3040.00	3040.00	2960.00	0.00	2.70
		RAW	3315.00	3315.00	3410.00	0.00	-2.79

Contd.

7.10 Intercity Wholesale Prices of Selected Commodities

Group/Commodity/Item Specification	Unit	City	Prices (Rs.)			% Change in Dec., 2018 Over	
			Dec., 2018	Nov., 2018	Dec., 2017	Nov., 2018	Dec., 2017
2311002. WHEAT FLOUR AVG. QLTY	80 KG.	MUL	2930.00	2930.00	2890.00	0.00	1.38
		GUJ	3040.00	3040.00	3200.00	0.00	-5.00
		SAR	3280.00	3280.00	3000.00	0.00	9.33
		SKT	3000.00	3000.00	3400.00	0.00	-11.76
		GJT	2860.00	2860.00	2860.00	0.00	0.00
		KAR	3520.00	3520.00	3480.00	0.00	1.15
		HYD	3440.00	3440.00	3350.00	0.00	2.69
		SKR	2720.00	2720.00	2960.00	0.00	-8.11
		LRK	3100.00	3100.00	3320.00	0.00	-6.63
		PSH	3500.00	3500.00	3260.00	0.00	7.36
		QTA	4160.00	4160.00	3920.00	0.00	6.12
		LAH	3040.00	3040.00	3040.00	0.00	0.00
		FAS	2880.00	2880.00	2800.00	0.00	2.86
		RAW	2675.00	2675.00	2875.00	0.00	-6.96
		MUL	2890.00	2890.00	2780.00	0.00	3.96
		SAH	2880.00	2880.00	2840.00	0.00	1.41
		SAR	2700.00	2640.00	2800.00	2.27	-3.57
		BPR	2920.00	2920.00	2800.00	0.00	4.29
		GJT	2740.00	2740.00	2740.00	0.00	0.00
		KAR	3160.00	3160.00	2840.00	0.00	11.27
2311003. WHEAT FLOUR/BAG OF 10 KG.	EACH	HYD	3000.00	3000.00	3050.00	0.00	-1.64
		SKR	2640.00	2640.00	2880.00	0.00	-8.33
		LRK	3000.00	2960.00	3000.00	1.35	0.00
		MPK	2880.00	2880.00	2800.00	0.00	2.86
		PSH	3000.00	3000.00	2920.00	0.00	2.74
		MNG	3000.00	3000.00	3040.00	0.00	-1.32
		QTA	4000.00	4000.00	3880.00	0.00	3.09
		LAH	375.00	375.00	365.00	0.00	2.74
		FAS	390.00	390.00	367.50	0.00	6.12
		RAW	372.50	372.50	372.50	0.00	0.00
		MUL	362.50	362.50	360.00	0.00	0.69
		GUJ	370.00	370.00	370.00	0.00	0.00
		SKT	370.00	370.00	380.00	0.00	-2.63
		BPR	380.00	380.00	370.00	0.00	2.70
		GJT	340.00	340.00	340.00	0.00	0.00
		KAR	440.00	440.00	445.00	0.00	-1.12
		HYD	400.00	400.00	415.00	0.00	-3.61
		SKR	350.00	350.00	360.00	0.00	-2.78
		LRK	380.00	370.00	380.00	2.70	0.00
		MPK	380.00	380.00	375.00	0.00	1.33
2311004. MAIDA AVG. QLTY.	80 KG.	NWB	365.00	365.00	365.00	0.00	0.00
		PSH	365.00	365.00	365.00	0.00	0.00
		QTA	410.00	410.00	400.00	0.00	2.50
		LAH	3450.00	3450.00	3600.00	0.00	-4.17
		FAS	3168.00	3168.00	3120.00	0.00	1.54
		RAW	3325.00	3325.00	3410.00	0.00	-2.49
		MUL	3250.00	3250.00	3050.00	0.00	6.56
		SAR	3360.00	3360.00	3440.00	0.00	-2.33
		BPR	3450.00	3450.00	3450.00	0.00	0.00
		GJT	3100.00	3100.00	3000.00	0.00	3.33
2311005. SUJI	85 KG.	KAR	3320.00	3320.00	3480.00	0.00	-4.60
		HYD	3250.00	3250.00	3250.00	0.00	0.00
		SKR	3600.00	3600.00	3200.00	0.00	12.50
		MPK	3200.00	3200.00	3280.00	0.00	-2.44
		PSH	3388.00	3388.00	3640.00	0.00	-6.92
		MNG	3330.00	3330.00	3300.00	0.00	0.91
		QTA	4400.00	3600.00	5200.00	22.22	-15.38
		LAH	4000.00	4000.00	4000.00	0.00	0.00
		FAS	3366.00	3366.00	3315.00	0.00	1.54

Contd.

7.10 Intercity Wholesale Prices of Selected Commodities

Group/Commodity/Item Specification	Unit	City	Prices (Rs.)			% Change in Dec., 2018 Over	
			Dec., 2018	Nov., 2018	Dec., 2017	Nov., 2018	Dec., 2017
2311006. CERELAC WHEAT(400 GM.)	EACH	RAW	3365.00	3345.00	3437.50	0.60	-2.11
		MUL	3175.00	3175.00	3250.00	0.00	-2.31
		SAH	3389.50	3389.50	3161.50	0.00	7.21
		BPR	3825.00	3825.00	3650.00	0.00	4.79
		GJT	3350.00	3350.00	3250.00	0.00	3.08
		KAR	3867.50	3867.50	3697.50	0.00	4.60
		HYD	3400.00	3400.00	3230.00	0.00	5.26
		SKR	3910.00	3582.00	3582.00	9.16	9.16
		MPK	3400.00	3400.00	3485.00	0.00	-2.44
		PSH	3469.00	3469.00	3500.00	0.00	-0.89
		QTA	4675.00	3825.00	5525.00	22.22	-15.38
		LAH	289.00	289.00	260.00	0.00	11.15
		FAS	305.00	305.00	268.75	0.00	13.49
		RAW	272.50	272.50	295.00	0.00	-7.63
		MUL	308.41	308.41	272.00	0.00	13.39
		KAR	257.00	257.00	257.00	0.00	0.00
		HYD	260.00	260.00	260.00	0.00	0.00
		MPK	255.00	255.00	255.00	0.00	0.00
		PSH	260.00	260.00	260.00	0.00	0.00
		MNG	332.00	332.00	332.00	0.00	0.00
		QTA	245.00	245.00	245.00	0.00	0.00
040. Other Cereal Flour							
2312001. BESAN	85 KG.	LAH	8500.00	8500.00	8550.00	0.00	-0.58
		FAS	8390.00	8287.50	7650.00	1.24	9.67
		RAW	8475.00	8375.00	9225.00	1.19	-8.13
		MUL	7900.00	7900.00	8200.00	0.00	-3.66
		GUJ	8400.00	7968.00	8925.00	5.42	-5.88
		SAR	9350.00	9350.00	7862.00	0.00	18.93
		SKT	4000.00	8075.00	7225.00	-50.46	-44.64
		GJT	8925.00	7860.00	7500.00	13.55	19.00
		KSR	8500.00	8500.00	9200.00	0.00	-7.61
		KAR	9647.50	9647.50	9137.50	0.00	5.58
		HYD	8400.00	8400.00	8075.00	0.00	4.02
		SKR	8075.00	7650.00	9350.00	5.56	-13.64
		MPK	9520.00	9350.00	8500.00	1.82	12.00
		PSH	9100.00	9000.00	9010.00	1.11	1.00
		QTA	11900.00	11050.00	11050.00	7.69	7.69
041. Sugar Refined							
2352001. SUGAR REFINED(BAG)	50 KG.	LAH	2750.00	2670.00	2600.00	3.00	5.77
		FAS	2600.00	2500.00	2550.00	4.00	1.96
		RAW	2695.00	2590.00	2540.00	4.05	6.10
		MUL	2522.50	2515.00	2555.00	0.30	-1.27
		GUJ	2670.00	2580.00	2580.00	3.49	3.49
		SKT	2700.00	2600.00	2680.00	3.85	0.75
		GJT	2750.00	2560.00	2570.00	7.42	7.00
		KAR	2550.00	2545.00	2500.00	0.20	2.00
		HYD	2550.00	2550.00	2500.00	0.00	2.00
		MPK	2530.00	2520.00	2480.00	0.40	2.02
		PSH	2660.00	2580.00	2600.00	3.10	2.31
		MNG	2600.00	2600.00	2600.00	0.00	0.00
		QTA	2620.00	2580.00	2550.00	1.55	2.75
2352002. GUR AVG. QLTY.	40 KG.	LAH	2900.00	2900.00	2700.00	0.00	7.41
		MUL	2300.00	2300.00	2250.00	0.00	2.22
		SAR	2800.00	2800.00	2020.00	0.00	38.61
		SKT	2800.00	2800.00	3200.00	0.00	-12.50
		KSR	2900.00	2900.00	2500.00	0.00	16.00
		KAR	2300.00	2300.00	2460.00	0.00	-6.50
		HYD	2600.00	2600.00	2300.00	0.00	13.04
		SKR	2400.00	2600.00	2400.00	-7.69	0.00

Contd.

7.10 Intercity Wholesale Prices of Selected Commodities

Group/Commodity/Item Specification	Unit	City	Prices (Rs.)			% Change in Dec., 2018 Over	
			Dec., 2018	Nov., 2018	Dec., 2017	Nov., 2018	Dec., 2017
		PSH	2800.00	2800.00	2700.00	0.00	3.70
		MNG	3000.00	3000.00	3000.00	0.00	0.00
		QTA	3200.00	3200.00	3200.00	0.00	0.00
042. Chocolate							
2366001. CHOCOLATE CANDY (NOW)	DOZ.	LAH	52.00	52.00	52.00	0.00	0.00
		RAW	54.50	54.50	54.50	0.00	0.00
		BPR	55.00	55.00	55.00	0.00	0.00
		KSR	52.00	52.00	52.00	0.00	0.00
		KAR	54.00	54.00	54.00	0.00	0.00
		PSH	52.00	52.00	52.00	0.00	0.00
		QTA	54.00	54.00	54.00	0.00	0.00
043. Sugar Confectionary							
2367001. TOFFEE (HILAL)	DOZ.	LAH	18.00	18.00	18.00	0.00	0.00
		RAW	20.00	20.00	20.00	0.00	0.00
		GUJ	10.00	10.00	10.00	0.00	0.00
		SKT	10.00	10.00	10.00	0.00	0.00
		BPR	10.28	10.28	10.97	0.00	-6.29
		KSR	18.00	18.00	18.00	0.00	0.00
		KAR	10.00	10.00	10.00	0.00	0.00
		HYD	10.00	10.00	10.00	0.00	0.00
		LRK	15.00	15.00	15.00	0.00	0.00
		PSH	10.00	10.00	10.58	0.00	-5.48
		QTA	10.00	10.00	10.00	0.00	0.00
044. Coffee & Tea							
2391301. TEA LIPTON YELLOW LABEL 200 G.PKT	06 PKT.	LAH	1260.00	1175.00	1020.00	7.23	23.53
		FAS	1200.00	1084.21	963.15	10.68	24.59
		RAW	1185.00	1185.00	955.00	0.00	24.08
		MUL	1198.50	1110.00	966.00	7.97	24.07
		SKT	1263.16	1168.44	1110.00	8.11	13.80
		KAR	1140.00	1140.00	1035.79	0.00	10.06
		HYD	1170.00	1170.00	1010.52	0.00	15.78
		SKR	1098.72	1098.72	1009.26	0.00	8.86
		PSH	1224.00	1140.00	960.00	7.37	27.50
		MNG	1128.00	1128.00	1050.00	0.00	7.43
		QTA	1200.00	1200.00	1019.95	0.00	17.65
2391302. TEA SUPREME 200 G. PKT.	06 PKT.	LAH	1050.00	1020.00	835.00	2.94	25.75
		FAS	989.47	957.89	826.31	3.30	19.75
		RAW	1027.50	1027.50	875.00	0.00	17.43
		MUL	998.40	966.00	822.00	3.35	21.46
		SKT	1051.58	994.44	870.00	5.75	20.87
		KAR	1016.82	1016.82	821.00	0.00	23.85
		HYD	990.00	990.00	915.78	0.00	8.10
		SKR	891.00	891.00	891.00	0.00	0.00
		PSH	970.00	970.00	830.00	0.00	16.87
		MNG	1060.00	1060.00	1060.00	0.00	0.00
		QTA	1020.00	1020.00	760.00	0.00	34.21
2391303. TEA LOOSE	KG.	LAH	487.50	487.50	422.50	0.00	15.38
		FAS	590.00	540.00	500.00	9.26	18.00
		RAW	695.00	695.00	685.00	0.00	1.46
		MUL	575.00	575.00	490.00	0.00	17.35
		SKT	500.00	500.00	500.00	0.00	0.00
		GJT	630.00	600.00	580.00	5.00	8.62
		KAR	545.00	545.00	510.00	0.00	6.86
		HYD	590.00	590.00	590.00	0.00	0.00
		SKR	495.00	495.00	495.00	0.00	0.00
		MPK	580.00	580.00	545.00	0.00	6.42
		PSH	620.00	600.00	570.00	3.33	8.77
		MNG	600.00	600.00	680.00	0.00	-11.76
		QTA	600.00	600.00	410.00	0.00	46.34

Contd.

7.10 Intercity Wholesale Prices of Selected Commodities

Group/Commodity/Item Specification	Unit	City	Prices (Rs.)			% Change in Dec., 2018 Over	
			Dec., 2018	Nov., 2018	Dec., 2017	Nov., 2018	Dec., 2017
2391304. TEA TAPAL MIXTURE (200 G) PKT.	06 PKT	LAH	1105.00	1080.00	1015.00	2.31	8.87
		FAS	1073.68	1052.63	973.68	2.00	10.27
		RAW	1025.00	1025.00	987.50	0.00	3.80
		MUL	1074.00	1074.00	901.56	0.00	19.13
		KAR	1045.00	1045.00	915.00	0.00	14.21
		HYD	1168.00	1168.00	947.36	0.00	23.29
		PSH	1140.00	1140.00	960.00	0.00	18.75
		MNG	1074.00	1074.00	970.00	0.00	10.72
		QTA	1110.00	1110.00	1074.00	0.00	3.35
2392101. BLACK PEPPER 50 G.PKT.(NATIONAL)	EACH	LAH	100.00	100.00	100.00	0.00	0.00
		RAW	97.50	97.50	97.50	0.00	0.00
		MUL	102.23	102.23	102.23	0.00	0.00
		SKT	86.89	86.89	86.89	0.00	0.00
		KAR	105.00	105.00	105.00	0.00	0.00
		HYD	110.00	110.00	110.00	0.00	0.00
		MPK	102.50	102.50	100.00	0.00	2.50
		PSH	105.00	105.00	102.00	0.00	2.94
		MNG	110.00	110.00	110.00	0.00	0.00
		QTA	120.00	120.00	120.00	0.00	0.00
		LAH	105.00	105.00	105.00	0.00	0.00
		FAS	96.32	96.32	96.32	0.00	0.00
		RAW	139.00	139.00	109.50	0.00	26.94
		MUL	136.37	136.37	95.52	0.00	42.77
2392201. RED CHILLIES(200 G PKT.NATIONAL)	EACH	SKT	95.52	95.52	95.52	0.00	0.00
		KAR	100.00	100.00	100.00	0.00	0.00
		HYD	150.00	150.00	120.00	0.00	25.00
		MPK	96.50	96.50	96.50	0.00	0.00
		PSH	139.00	139.00	110.00	0.00	26.36
		MNG	106.00	106.00	106.00	0.00	0.00
		QTA	146.00	116.00	116.00	25.86	25.86
		LAH	87.96	87.96	87.96	0.00	0.00
		FAS	94.23	94.23	94.23	0.00	0.00
		RAW	91.50	91.50	91.50	0.00	0.00
		MUL	95.51	95.51	97.13	0.00	-1.67
		SKT	70.78	70.78	70.78	0.00	0.00
		KAR	90.00	90.00	90.00	0.00	0.00
		HYD	104.00	104.00	104.00	0.00	0.00
2392402. CORRIANDER PWD.200 G. PKT.NAT.	EACH	MPK	68.41	68.41	68.41	0.00	0.00
		PSH	90.00	90.00	90.00	0.00	0.00
		MNG	58.00	58.00	58.00	0.00	0.00
		QTA	103.00	103.00	103.00	0.00	0.00
		LAH	87.96	87.96	87.96	0.00	0.00
		FAS	94.23	94.23	94.23	0.00	0.00
		RAW	91.50	91.50	91.50	0.00	0.00
		MUL	95.51	95.51	97.13	0.00	-1.67
		SKT	70.78	70.78	70.78	0.00	0.00
		KAR	90.00	90.00	90.00	0.00	0.00
		HYD	104.00	104.00	104.00	0.00	0.00
		MPK	68.41	68.41	68.41	0.00	0.00
		PSH	90.00	90.00	90.00	0.00	0.00
		MNG	58.00	58.00	58.00	0.00	0.00
		QTA	103.00	103.00	103.00	0.00	0.00
2392601. CLOVES	40 KG.	LAH	48000.00	48000.00	48000.00	0.00	0.00
		RAW	45250.00	45250.00	45250.00	0.00	0.00
		MUL	44000.00	44000.00	43000.00	0.00	2.33
		KAR	51000.00	51000.00	44000.00	0.00	15.91
		HYD	48000.00	48000.00	44000.00	0.00	9.09
		MPK	46400.00	46400.00	42000.00	0.00	10.48
		PSH	52000.00	52000.00	52000.00	0.00	0.00
		QTA	51000.00	51000.00	51000.00	0.00	0.00
2399401. VINEGAR SYNTHETIC (SIRKA)	DOZ.	LAH	900.00	850.00	780.00	5.88	15.38
		RAW	910.00	875.00	875.00	4.00	4.00
		KAR	625.00	625.00	625.00	0.00	0.00
		PSH	660.00	660.00	660.00	0.00	0.00
		QTA	960.00	960.00	900.00	0.00	6.67
		LAH	36.00	36.00	31.50	0.00	14.29
		FAS	31.96	31.96	31.96	0.00	0.00
		RAW	35.00	35.00	30.00	0.00	16.67
2399901. TURMERIC POWDER(50 G.PKT.NATIONAL)	EACH	LAH	36.00	36.00	31.50	0.00	14.29
		FAS	31.96	31.96	31.96	0.00	0.00
		RAW	35.00	35.00	30.00	0.00	16.67

Contd.

7.10 Intercity Wholesale Prices of Selected Commodities

Group/Commodity/Item Specification	Unit	City	Prices (Rs.)			% Change in Dec., 2018 Over	
			Dec., 2018	Nov., 2018	Dec., 2017	Nov., 2018	Dec., 2017
		MUL	36.22	36.22	31.69	0.00	14.29
		SKT	31.69	31.69	31.69	0.00	0.00
		KAR	34.00	34.00	34.00	0.00	0.00
		HYD	40.00	40.00	35.00	0.00	14.29
		SKR	31.69	31.69	31.69	0.00	0.00
		MPK	32.00	32.00	32.00	0.00	0.00
		PSH	32.00	32.00	32.00	0.00	0.00
		MNG	32.50	32.50	32.50	0.00	0.00
		QTA	30.00	30.00	30.00	0.00	0.00
047. Mineral Water							
2441001. MINERAL WATER NESTLE(1.5 LTR)	DOZ.	LAH	570.00	570.00	570.00	0.00	0.00
		FAS	460.00	460.00	460.00	0.00	0.00
		RAW	522.50	522.50	522.50	0.00	0.00
		MUL	454.00	454.00	542.00	0.00	-16.24
		GUJ	600.00	600.00	540.00	0.00	11.11
		SKT	419.00	419.00	419.00	0.00	0.00
		KAR	499.00	499.00	499.00	0.00	0.00
		HYD	574.83	574.83	574.83	0.00	0.00
		SKR	480.00	480.00	480.00	0.00	0.00
		MPK	510.00	510.00	510.00	0.00	0.00
		PSH	500.00	500.00	500.00	0.00	0.00
		QTA	576.00	576.00	576.00	0.00	0.00
048. Beverages							
2449001. COCA COLA(CRATE OF 24 BOTTLES)	EACH	LAH	442.00	442.00	442.00	0.00	0.00
		FAS	445.00	445.00	445.00	0.00	0.00
		RAW	405.00	405.00	405.00	0.00	0.00
		MUL	420.00	420.00	400.00	0.00	5.00
		SKT	444.00	444.00	444.00	0.00	0.00
		GJT	444.00	444.00	444.00	0.00	0.00
		KAR	444.00	444.00	444.00	0.00	0.00
		HYD	444.00	444.00	444.00	0.00	0.00
		SKR	432.00	432.00	432.00	0.00	0.00
		MPK	390.00	390.00	390.00	0.00	0.00
		PSH	450.00	450.00	440.00	0.00	2.27
		BNU	475.00	475.00	475.00	0.00	0.00
		MNG	430.00	430.00	450.00	0.00	-4.44
		QTA	648.00	648.00	480.00	0.00	35.00
2449002. SEVEN UP (CRATE OF 24 BOTTLES)	EACH	LAH	442.00	442.00	442.00	0.00	0.00
		FAS	445.00	445.00	445.00	0.00	0.00
		RAW	405.00	405.00	405.00	0.00	0.00
		MUL	400.00	400.00	400.00	0.00	0.00
		SKT	444.00	444.00	444.00	0.00	0.00
		GJT	444.00	444.00	444.00	0.00	0.00
		KAR	444.00	444.00	444.00	0.00	0.00
		HYD	444.00	444.00	444.00	0.00	0.00
		SKR	432.00	432.00	432.00	0.00	0.00
		MPK	390.00	390.00	390.00	0.00	0.00
		PSH	450.00	450.00	440.00	0.00	2.27
		BNU	475.00	475.00	475.00	0.00	0.00
		MNG	420.00	420.00	450.00	0.00	-6.67
		QTA	648.00	648.00	480.00	0.00	35.00
2449003. MAKKA COLA (CRATE OF 24 BOTTLES)	EACH	MUL	280.00	280.00	280.00	0.00	0.00
		GUJ	280.00	280.00	280.00	0.00	0.00
		SKT	270.00	270.00	270.00	0.00	0.00
		PSH	410.00	410.00	410.00	0.00	0.00
		BNU	322.00	322.00	322.00	0.00	0.00
		MNG	322.00	322.00	322.00	0.00	0.00
2449004. PEPSI COLA (CRATE OF 24 BOTTLES)	EACH	LAH	442.00	442.00	442.00	0.00	0.00
		FAS	445.00	445.00	445.00	0.00	0.00

Contd.

7.10 Intercity Wholesale Prices of Selected Commodities

Group/Commodity/Item Specification	Unit	City	Prices (Rs.)			% Change in Dec., 2018 Over	
			Dec., 2018	Nov., 2018	Dec., 2017	Nov., 2018	Dec., 2017
		RAW	405.00	405.00	405.00	0.00	0.00
		MUL	400.00	400.00	400.00	0.00	0.00
		SKT	444.00	444.00	444.00	0.00	0.00
		GJT	444.00	444.00	444.00	0.00	0.00
		KAR	444.00	444.00	444.00	0.00	0.00
		HYD	444.00	444.00	444.00	0.00	0.00
		SKR	432.00	432.00	432.00	0.00	0.00
		PSH	450.00	450.00	440.00	0.00	2.27
		BNU	475.00	475.00	475.00	0.00	0.00
		MNG	420.00	420.00	450.00	0.00	-6.67
		QTA	648.00	648.00	450.00	0.00	44.00
049. Tobacco Products							
2502001. CIGARETTES K-2 10'S (FILTER)	1000	KAR	3000.00	3000.00	2400.00	0.00	25.00
2502002. CIGARETTES MELBOURNE	1000	KAR	3000.00	3000.00	2400.00	0.00	25.00
2502003. CIGARETTES CAPSTAN LSFT 10 SS	1000	KAR	3000.00	3000.00	2400.00	0.00	25.00
2502004. CIGARETTES GOLD LEAF (KSFT) 20	1000	KAR	7000.00	7000.00	6250.00	0.00	12.00
3b) Textiles & Apparels							
050. Cotton Yarn							
2636001. COTTON YARN 10/1 POPULAR FIBER	10 LB.	KAR	1313.33	1300.00	920.00	1.03	42.75
2636002. COTTON YARN 16/1 MGM	10 LB.	KAR	1460.00	1430.00	1257.00	2.10	16.15
2636003. COTTON YARN 21/1 SURIYA TEXTILE	10 LB.	KAR	1540.00	1500.00	1230.00	2.67	25.20
2636004. COTTON YARN 42/1 ABDULLAH TEXTILE	10 LB.	KAR	2300.00	2250.00	1650.00	2.22	39.39
2636005. COTTON YARN 20/2 BAJWA	10 LB.	KAR	1600.00	1590.00	1350.00	0.63	18.52
051. Nylon Yarn							
2643001. NYLON YARN RUPALI(PAK)50/72/00	LB.	KAR	90.00	90.00	90.00	0.00	0.00
2643002. NYLON YARN GRATON 50/36/00FLAT	LB.	KAR	70.00	70.00	70.00	0.00	0.00
2643003. NYLON YARN GRATON 75/48/0 DTY	LB.	KAR	103.00	103.00	103.00	0.00	0.00
052. Blended Yarn							
2645001. BLND.YARN 30/1 A.A TEX.Z.TW PVC	LB.	KAR	134.33	138.50	131.67	-3.01	2.02
2645002. BLND.YARN 40/1 SANA	LB.	KAR	138.00	138.00	138.00	0.00	0.00
2645003. BLND.YARN 60/1 PP AGAR	LB.	KAR	124.00	124.00	124.00	0.00	0.00
2645004. BLND.YARN 30/1 A.A TEX.COMBED	LB.	KAR	159.67	161.00	139.67	-0.83	14.32
2645005. BLND.YARN 40/1 A.A. TEXTILE	LB.	KAR	143.00	143.00	143.00	0.00	0.00
053. Woven Fabrics							
2654001. LIGHT WEIGHT WORSTED (L.PUR)	MTR.	LAH	1025.00	1025.00	975.00	0.00	5.13
		RAW	1675.00	1675.00	1475.00	0.00	13.56
		KAR	1850.00	1850.00	1850.00	0.00	0.00
2654002. HEAVY WEIGHT SUITING (L.PUR)	MTR.	LAH	2025.00	2025.00	1925.00	0.00	5.19
		RAW	1850.00	1850.00	1675.00	0.00	10.45
		KAR	2750.00	2750.00	2750.00	0.00	0.00
2654003. TWEED (LAWRENCEPUR)	MTR.	LAH	1200.00	1200.00	1125.00	0.00	6.67
		RAW	1675.00	1675.00	1475.00	0.00	13.56
		KAR	2250.00	2250.00	2250.00	0.00	0.00
2654004. WORSTED (LAWRENCEPUR)	MTR.	LAH	1225.00	1225.00	1175.00	0.00	4.26
		RAW	1725.00	1725.00	1525.00	0.00	13.11
		KAR	2100.00	2100.00	2100.00	0.00	0.00
054. Cotton Fabrics							
2662001. LATHA GUL AHMED 90000 SUP. QLTY.	40 MTR.	LAH	9250.00	9250.00	8900.00	0.00	3.93
		FAS	9523.00	9333.00	9047.00	2.04	5.26
		RAW	6700.00	6700.00	6350.00	0.00	5.51
		MUL	9450.00	9350.00	8500.00	1.07	11.18
		KAR	8500.00	8500.00	8500.00	0.00	0.00
		HYD	8000.00	8000.00	8000.00	0.00	0.00
2662002. LATHA PRESIDENT SUP. QLTY.	40 MTR.	LAH	3750.00	3750.00	3700.00	0.00	1.35
		MUL	8100.00	8100.00	7000.00	0.00	15.71
		KAR	3682.50	3682.50	3682.50	0.00	0.00
2662003. LATHA MAST QALANDER SUP. QLTY.	40 MTR.	MUL	5680.00	5680.00	5300.00	0.00	7.17
		KAR	2810.00	2810.00	2810.00	0.00	0.00

Contd.

7.10 Intercity Wholesale Prices of Selected Commodities

Group/Commodity/Item Specification	Unit	City	Prices (Rs.)			% Change in Dec., 2018 Over	
			Dec., 2018	Nov., 2018	Dec., 2017	Nov., 2018	Dec., 2017
2662004. LATHA MUGHAL-E-AZAM SUP. QLTY.	40 MTR.	LAH	5000.00	4300.00	4200.00	16.28	19.05
		FAS	6000.00	6000.00	6400.00	0.00	-6.25
		RAW	5900.00	5900.00	5525.00	0.00	6.79
		MUL	7000.00	6400.00	6200.00	9.38	12.90
		KAR	5300.00	5300.00	5300.00	0.00	0.00
		HYD	7000.00	7000.00	7000.00	0.00	0.00
055. Other Fabrics							
2669001. LAWN AVG. QLTY.	MTR.	LAH	81.00	81.00	81.00	0.00	0.00
		FAS	95.00	95.00	92.50	0.00	2.70
		RAW	122.50	122.50	122.50	0.00	0.00
		MUL	145.00	132.00	125.00	9.85	16.00
		KAR	130.00	130.00	130.00	0.00	0.00
		HYD	140.00	140.00	140.00	0.00	0.00
		SKR	80.00	80.00	80.00	0.00	0.00
		QTA	160.00	160.00	160.00	0.00	0.00
2669002. LAWN SUP. QLTY.	MTR.	LAH	217.50	217.50	217.50	0.00	0.00
		FAS	202.00	202.00	190.00	0.00	6.32
		RAW	225.00	225.00	225.00	0.00	0.00
		MUL	180.00	180.00	180.00	0.00	0.00
		KAR	275.00	275.00	275.00	0.00	0.00
		QTA	175.00	175.00	175.00	0.00	0.00
2669003. GREY CLOTH 52"	MTR.	LAH	65.00	50.00	50.00	30.00	30.00
		FAS	62.50	62.50	62.50	0.00	0.00
		RAW	41.00	41.00	41.00	0.00	0.00
		MUL	117.50	117.50	117.50	0.00	0.00
		KAR	69.50	69.50	69.50	0.00	0.00
		LRK	110.00	110.00	110.00	0.00	0.00
2669004. GREY CLOTH 98"	MTR.	LAH	90.00	82.50	82.50	9.09	9.09
		FAS	122.50	122.50	122.50	0.00	0.00
		KAR	130.00	130.00	130.00	0.00	0.00
2669005. DRILL DYED	MTR.	LAH	75.50	75.50	75.50	0.00	0.00
		FAS	120.00	120.00	120.00	0.00	0.00
		RAW	37.50	37.50	37.50	0.00	0.00
		KAR	141.00	141.00	141.00	0.00	0.00
		QTA	68.00	68.00	68.00	0.00	0.00
056. Silk & Reyon Fabrics							
2679001. KT. SHIRTING AL-KARAM SUP. QLTY.	MTR.	LAH	95.00	87.50	87.50	8.57	8.57
		RAW	132.50	132.50	132.50	0.00	0.00
		KAR	135.00	135.00	135.00	0.00	0.00
2679002. KT. SHIRTING TOYOBO SUP. QLTY.	MTR.	FAS	220.00	220.00	220.00	0.00	0.00
		RAW	132.50	132.50	132.50	0.00	0.00
		MUL	85.00	85.00	85.00	0.00	0.00
		KAR	92.50	92.50	92.50	0.00	0.00
		QTA	73.00	73.00	73.00	0.00	0.00
2679003. WOOLY FLAT	MTR.	LAH	52.50	52.50	52.50	0.00	0.00
		KAR	39.00	39.00	39.00	0.00	0.00
		QTA	62.50	62.50	62.50	0.00	0.00
2679004. SILK AVG. QLTY.	MTR.	LAH	87.50	72.50	72.50	20.69	20.69
		RAW	57.50	57.50	57.50	0.00	0.00
		MUL	95.00	95.00	95.00	0.00	0.00
		KAR	41.00	41.00	41.00	0.00	0.00
		SKR	45.00	45.00	45.00	0.00	0.00
		QTA	55.00	55.00	55.00	0.00	0.00
2679005. SILK SUP. QLTY.	MTR.	LAH	135.00	102.50	102.50	31.71	31.71
		FAS	110.00	110.00	95.00	0.00	15.79
		RAW	95.00	95.00	95.00	0.00	0.00
		QTA	75.00	75.00	75.00	0.00	0.00

Contd.

7.10 Intercity Wholesale Prices of Selected Commodities

Group/Commodity/Item Specification	Unit	City	Prices (Rs.)			% Change in Dec., 2018 Over	
			Dec., 2018	Nov., 2018	Dec., 2017	Nov., 2018	Dec., 2017
2679006. LINEN STAR MILL KARACHI	MTR.	LAH	150.00	127.50	127.50	17.65	17.65
		KAR	140.00	140.00	140.00	0.00	0.00
		QTA	100.00	100.00	100.00	0.00	0.00
057. Towels							
2684001. TOWEL MED SIZE AVG. QLTY.	DOZ.	LAH	1900.00	1900.00	1825.00	0.00	4.11
		FAS	2100.00	2100.00	1900.00	0.00	10.53
		KSR	1900.00	1900.00	1825.00	0.00	4.11
		KAR	2300.00	2300.00	2300.00	0.00	0.00
		SKR	2040.00	2040.00	2040.00	0.00	0.00
		PSH	2400.00	2400.00	2400.00	0.00	0.00
		QTA	2900.00	2900.00	1620.00	0.00	79.01
058. Blankets							
2711001. BLANKET MOONLITE SINGLE	EACH	LAH	2400.00	2400.00	2400.00	0.00	0.00
		RAW	3275.00	3175.00	3075.00	3.15	6.50
		KAR	2900.00	2900.00	2650.00	0.00	9.43
2711002. BLANKET MOONLITE DOUBLE	EACH	LAH	3000.00	3000.00	3000.00	0.00	0.00
		RAW	3750.00	3550.00	3475.00	5.63	7.91
		KAR	4350.00	4350.00	4250.00	0.00	2.35
059. Bed Sheets							
2712001. BED SHEET COTTON SINGLE AVG. QLTY.	DOZ.	LAH	3800.00	3800.00	3760.00	0.00	1.06
		FAS	4300.00	4300.00	4300.00	0.00	0.00
		KAR	4680.00	4680.00	4350.00	0.00	7.59
		SKR	4800.00	4800.00	3960.00	0.00	21.21
		PSH	4000.00	4000.00	4000.00	0.00	0.00
		QTA	3600.00	3600.00	3600.00	0.00	0.00
2712002. BED SHEET COTTON DOUBLE AVG. QLTY.	DOZ.	LAH	6300.00	6300.00	6250.00	0.00	0.80
		FAS	4950.00	4950.00	4950.00	0.00	0.00
		KAR	7050.00	7050.00	6750.00	0.00	4.44
		SKR	9000.00	9000.00	7800.00	0.00	15.38
		PSH	9600.00	9600.00	9600.00	0.00	0.00
		QTA	4500.00	4500.00	4500.00	0.00	0.00
060. Quilts							
2718001. READY MADE QUILT	EACH	LAH	1000.00	1000.00	950.00	0.00	5.26
		RAW	875.00	875.00	875.00	0.00	0.00
		KAR	1075.00	1075.00	1075.00	0.00	0.00
		PSH	900.00	900.00	900.00	0.00	0.00
		QTA	1000.00	1000.00	1000.00	0.00	0.00
061. Woolen Carpets							
2721001. WOOLEN CARPET	SQ.FT.	LAH	105.00	105.00	105.00	0.00	0.00
		KAR	60.00	60.00	60.00	0.00	0.00
062. Synthetic Carpets							
2729001. SYNTHETIC CARPET	SQ.FT.	LAH	32.50	32.50	32.50	0.00	0.00
		RAW	27.50	27.50	26.50	0.00	3.77
		KAR	49.00	49.00	49.00	0.00	0.00
		QTA	46.50	46.50	46.50	0.00	0.00
063. Hosiery Products							
2821001. UNDER WEAR MED. SIZE AVG. QLTY.	DOZ.	LAH	1380.00	1380.00	1270.00	0.00	8.66
		FAS	900.00	900.00	900.00	0.00	0.00
		RAW	1975.00	1975.00	1912.50	0.00	3.27
		KAR	1140.00	1140.00	1140.00	0.00	0.00
		SKR	960.00	960.00	960.00	0.00	0.00
		PSH	1440.00	1440.00	1440.00	0.00	0.00
		QTA	900.00	900.00	540.00	0.00	66.67
2821002. VEST (BANYAN)MED. SIZE AVG. QLTY.	DOZ.	LAH	1400.00	1400.00	1310.00	0.00	6.87
		FAS	1020.00	1020.00	1020.00	0.00	0.00
		RAW	1975.00	1975.00	1912.50	0.00	3.27

Contd.

7.10 Intercity Wholesale Prices of Selected Commodities

Group/Commodity/Item Specification	Unit	City	Prices (Rs.)			% Change in Dec., 2018 Over	
			Dec., 2018	Nov., 2018	Dec., 2017	Nov., 2018	Dec., 2017
		KAR	1260.00	1260.00	1260.00	0.00	0.00
		SKR	1320.00	1320.00	1320.00	0.00	0.00
		PSH	1470.00	1470.00	1470.00	0.00	0.00
		QTA	1020.00	1020.00	720.00	0.00	41.67
2821003. SOCKS NYLON MIXED GENTS SUP. QLTY.	DOZ.	LAH	720.00	720.00	660.00	0.00	9.09
		FAS	780.00	780.00	780.00	0.00	0.00
		RAW	812.50	812.50	812.50	0.00	0.00
		KAR	930.00	930.00	930.00	0.00	0.00
		SKR	960.00	960.00	900.00	0.00	6.67
		PSH	625.00	625.00	625.00	0.00	0.00
		QTA	900.00	900.00	620.00	0.00	45.16
2821004. SOCKS COTTON GENTS AVG. QLTY.	DOZ.	LAH	1125.00	1125.00	1087.50	0.00	3.45
		FAS	510.00	510.00	510.00	0.00	0.00
		KAR	702.00	702.00	702.00	0.00	0.00
064. Readymade Garments							
2823101. PANTS GENTS (W&W) AVG. QLTY.	DOZ.	LAH	5350.00	4750.00	4750.00	12.63	12.63
		RAW	7900.00	7900.00	7900.00	0.00	0.00
		KAR	5730.00	5730.00	5730.00	0.00	0.00
2823102. SHORT	DOZ.	LAH	1250.00	1250.00	1250.00	0.00	0.00
		KAR	2280.00	2280.00	1350.00	0.00	68.89
		HYD	1800.00	1800.00	1800.00	0.00	0.00
2823103. AWAMI SUIT(W&W) AVG. QLTY.	DOZ.	LAH	10000.00	10000.00	10000.00	0.00	0.00
		RAW	14350.00	14350.00	14350.00	0.00	0.00
		KAR	11700.00	11700.00	7900.00	0.00	48.10
		QTA	6400.00	6400.00	6600.00	0.00	-3.03
2823201. SHIRT GENTS (W&W) AVG. QLTY.	DOZ.	LAH	3325.00	2505.00	3225.00	32.73	3.10
		RAW	4375.00	4375.00	4375.00	0.00	0.00
		KAR	4740.00	4740.00	3540.00	0.00	33.90
2823301. GIRL'S FROCK (W&W)	DOZ.	LAH	8750.00	8750.00	8750.00	0.00	0.00
		RAW	12825.00	12825.00	12825.00	0.00	0.00
		KAR	8100.00	8100.00	7500.00	0.00	8.00
3c) Leather Products							
065. Leather Without Hair							
2912001. SOLE LEATHER 5 MM GR-1	KG.	SAH	665.00	665.00	650.00	0.00	2.31
		KSR	510.00	510.00	425.00	0.00	20.00
2912002. SOLE LEATHER 4.5 MM GR-1	KG.	SAH	700.00	700.00	675.00	0.00	3.70
		KSR	550.00	550.00	490.00	0.00	12.24
2912003. SOLE LEATHER 4 MM GR-1	KG.	SAH	715.00	715.00	700.00	0.00	2.14
		KSR	570.00	570.00	510.00	0.00	11.76
066. Other Leather N.E.C							
2913001. CHROME LEATHER COW ANALINE GR-I	DM.	SAH	19.37	19.37	18.29	0.00	5.90
		KSR	50.00	50.00	20.45	0.00	144.50
2913002. CHROME LEATHER COW ANALINE GR-II	DM.	SAH	18.29	18.29	17.22	0.00	6.21
		KSR	35.00	35.00	18.22	0.00	92.10
2913003. CHROME LEATHER BUFF CALF (SUP)	DM.	SAH	17.76	17.76	16.68	0.00	6.47
		KSR	35.00	35.00	18.00	0.00	94.44
2913004. CHROME LEATHER BUFF CALF (B)	DM.	SAH	17.22	17.22	16.14	0.00	6.69
		KSR	30.00	30.00	15.00	0.00	100.00
067. Footwears							
2933001. GENTS SHOES PAUL BATA	PAIR	LAH	818.23	818.23	818.23	0.00	0.00
2933002. GENTS SANDAL BATA	PAIR	LAH	572.51	572.51	572.51	0.00	0.00
2933003. GENTS SLATE CHAPPAL BATA	PAIR	LAH	110.08	110.08	110.08	0.00	0.00
2933004. LADIES SANDAL BATA (EMOZIAN)	PAIR	LAH	490.61	490.61	490.61	0.00	0.00
2933005. LADIES SPOUNG CHAPPAL BATA(TROPICAL)	PAIR	LAH	146.27	146.27	109.52	0.00	33.56
2933006. CHILD SHOE POWER LIFE BATA	PAIR	LAH	818.23	818.23	550.00	0.00	48.77
2933007. GENTS SHOES ART 1109 SERVIS	PAIR	LAH	477.00	477.00	477.00	0.00	0.00
2933008. CHEETAH 50 SIZE 3.5	PAIR	LAH	1425.00	1425.00	1091.00	0.00	30.61
2933009. SERVIS SHOES WOMEN	PAIR	LAH	370.00	370.00	370.00	0.00	0.00
2933010. SERVIS SHOES CHILDREN	PAIR	LAH	299.00	299.00	257.00	0.00	16.34

Contd.

7.10 Intercity Wholesale Prices of Selected Commodities

Group/Commodity/Item Specification			Unit	City	Prices (Rs.)			% Change in Dec., 2018 Over	
					Dec., 2018	Nov., 2018	Dec., 2017	Nov., 2018	Dec., 2017
4. Other Transportable Goods									
068. Timber									
3131001. TIMBER SHEESHAM	CMT.	LAH	82988.50	82988.50	71510.50	0.00	16.05		
		RAW	85640.50	85640.50	76809.50	0.00	11.50		
		KAR	61000.00	61000.00	59000.00	0.00	3.39		
		PSH	56503.00	56503.00	56503.00	0.00	0.00		
		QTA	55582.00	55582.00	55582.00	0.00	0.00		
3131002. TIMBER KERUING PINE WOOD	CMT.	RAW	76809.50	76809.50	67981.00	0.00	12.99		
		KAR	59000.00	59000.00	59000.00	0.00	0.00		
3131003. TIMBER PERTAL	CMT.	LAH	44142.00	44142.00	41494.00	0.00	6.38		
		RAW	62683.50	62683.50	55620.50	0.00	12.70		
		KAR	43000.00	43000.00	43000.00	0.00	0.00		
		PSH	56496.00	56496.00	56496.00	0.00	0.00		
3131004. TIMBER CHIR	CMT.	QTA	31050.00	31050.00	31050.00	0.00	0.00		
		LAH	42377.00	42377.00	41494.00	0.00	2.13		
		RAW	55622.00	55622.00	50323.50	0.00	10.53		
3131005. TIMBER DEODAR	CMT.	KAR	34500.00	34500.00	34500.00	0.00	0.00		
		RAW	119187.00	119187.00	111241.00	0.00	7.14		
		KAR	112500.00	112500.00	112500.00	0.00	0.00		
		PSH	105938.00	105938.00	105938.00	0.00	0.00		
3131006. TIMBER TEAK WOOD	CMT.	QTA	88000.00	88000.00	88000.00	0.00	0.00		
		LAH	211884.00	211884.00	177452.50	0.00	19.40		
		KAR	155000.00	155000.00	155000.00	0.00	0.00		
069. Printing Paper									
3212901. OFFSET PAPER FLYING FINISH	KG.	KAR	82.00	82.00	82.00	0.00	0.00		
3212902. ART PAPER "LEYKAM"/CHINA	KG.	KAR	115.00	115.00	115.00	0.00	0.00		
3212903. PRINTING PAPER ROYAL CENTURY	KG.	KAR	90.00	90.00	90.00	0.00	0.00		
3212904. PHOTOSTAT PAPER 210X297 A-4(80GM)	KG.	KAR	560.00	560.00	346.25	0.00	61.73		
070. Hard Board									
3213301. KRAFT LINES BOARD (BRAZIL-125)	KG.	KAR	140.00	140.00	108.00	0.00	29.63		
071. Coke									
3310001. COKE	MT.	KAR	60000.00	60000.00	60000.00	0.00	0.00		
072. Motor Spirit									
3331001. MOTOR SPRIT 87 RON	LTR.	KAR	95.77	97.77	77.41	-2.05	23.72		
073. Diesel Oil									
3333001. DIESEL OIL LIGHT SPEED (BULK)	LTR.	KAR	77.38	82.38	52.05	-6.07	48.66		
3333002. DIESEL OIL HIGH SPEED(BULK)	LTR.	KAR	110.80	112.80	85.89	-1.77	29.00		
074. Kerosine Oil									
3334001. KEROSENE OIL	LTR.	KAR	83.50	86.50	57.44	-3.47	45.37		
075. Furnace Oil									
3337001. HIGH SULPHUR FURNACE OIL(HSFO)	MT.	KAR	60822.50	72192.50	40095.00	-15.75	51.70		
076. Mobil Oil									
3338001. HAVOLINE MOBIL OIL PETROL ENGN.	4 LTR.	FAS	2300.00	2300.00	1950.00	0.00	17.95		
		RAW	2025.00	2025.00	1987.50	0.00	1.89		
		MUL	1600.00	1600.00	1600.00	0.00	0.00		
		GJT	1749.00	1749.00	1749.00	0.00	0.00		
		KAR	2145.00	2145.00	2030.00	0.00	5.67		
		PSH	1880.00	1880.00	1880.00	0.00	0.00		
		QTA	1670.00	1670.00	1670.00	0.00	0.00		
		FAS	1900.00	1900.00	1600.00	0.00	18.75		
3338002. HAVOLINE MOBIL OIL CNG ENGN.	4 LTR.	RAW	1987.50	1987.50	1962.50	0.00	1.27		
		MUL	1550.00	1550.00	1550.00	0.00	0.00		
		GJT	1749.00	1749.00	1749.00	0.00	0.00		
		KAR	2245.00	2245.00	1800.00	0.00	24.72		
		PSH	2060.00	2060.00	2060.00	0.00	0.00		
		QTA	1725.00	1725.00	1725.00	0.00	0.00		
		FAS	1900.00	1900.00	1600.00	0.00	18.75		
077. Chemicals									
3414001. STEARIC ACID	LB.	LAH	86.26	86.26	73.95	0.00	16.65		
		KAR	82.50	82.50	83.00	0.00	-0.60		

Contd.

7.10 Intercity Wholesale Prices of Selected Commodities

Group/Commodity/Item Specification	Unit	City	Prices (Rs.)			% Change in Dec., 2018 Over	
			Dec., 2018	Nov., 2018	Dec., 2017	Nov., 2018	Dec., 2017
3414002. ACETIC ACID	LB.	LAH	81.00	81.00	56.55	0.00	43.24
		KAR	61.00	61.00	44.00	0.00	38.64
		PSH	90.00	90.00	60.00	0.00	50.00
3414003. TARTARIC POWDER	50 KG.	LAH	20000.00	20000.00	18000.00	0.00	11.11
		KAR	18500.00	18500.00	3700.00	0.00	400.00
3414004. CITRIC ACID	50 KG.	LAH	6600.00	6600.00	7200.00	0.00	-8.33
		KAR	7250.00	6250.00	6125.00	16.00	18.37
		PSH	6750.00	6750.00	7200.00	0.00	-6.25
3414005. CHINA CLAY	M.T.	KAR	30000.00	30000.00	30000.00	0.00	0.00
3414006. BLEACHING POWDER	50 KG.	LAH	2700.00	2700.00	2600.00	0.00	3.85
		KSR	2700.00	2700.00	2675.00	0.00	0.93
		KAR	3100.00	3100.00	3100.00	0.00	0.00
		PSH	2900.00	2900.00	2800.00	0.00	3.57
3414007. GLUCOSE POWDER	50 KG.	LAH	5200.00	5200.00	4400.00	0.00	18.18
		KAR	3675.00	3675.00	3675.00	0.00	0.00
		PSH	4800.00	4800.00	4500.00	0.00	6.67
3422001. ZINC OXIDE	50 KG.	LAH	35000.00	35000.00	30000.00	0.00	16.67
		PSH	15000.00	15000.00	15000.00	0.00	0.00
3423101. CAUSTIC SODA	50 KG.	LAH	5000.00	5000.00	4080.00	0.00	22.55
		KSR	5000.00	5000.00	4080.00	0.00	22.55
		KAR	5150.00	5150.00	4675.00	0.00	10.16
		PSH	5000.00	5000.00	4200.00	0.00	19.05
3423102. SULPHURIC ACID	100 KG.	LAH	2960.00	2960.00	2600.00	0.00	13.85
		KAR	3100.00	3100.00	2320.00	0.00	33.62
		PSH	2400.00	2400.00	2200.00	0.00	9.09
3423103. MERCURY	KG.	LAH	12000.00	12000.00	12000.00	0.00	0.00
		KAR	20000.00	16000.00	8500.00	25.00	135.29
		PSH	10000.00	10000.00	6000.00	0.00	66.67
3424001. SODA ASH LIGHT 80 KG. BAG	BAG	LAH	4400.00	4400.00	3552.00	0.00	23.87
		KSR	4080.00	4080.00	3552.00	0.00	14.86
		KAR	2625.00	2625.00	1975.00	0.00	32.91
		PSH	4160.00	4160.00	3600.00	0.00	15.56
3424002. SODIUM BI- CARBONATE.	50 KG.	LAH	2700.00	2700.00	2400.00	0.00	12.50
		KAR	2575.00	2575.00	2135.00	0.00	20.61
		PSH	2600.00	2600.00	2400.00	0.00	8.33
3424003. SALT EPSUM	100 KG.	LAH	2400.00	2400.00	1600.00	0.00	50.00
		KAR	2500.00	2500.00	1980.00	0.00	26.26
		PSH	3000.00	3000.00	2500.00	0.00	20.00
078. Dyeing Material							
3431001. DYES RED B-BASE	LB.	KAR	300.00	300.00	270.00	0.00	11.11
3431002. DYES ORITEX JAPAN RED HR-2.	LB.	KAR	225.00	225.00	225.00	0.00	0.00
3431003. DYED REACTIVE VIOLET H-3R	LB.	KAR	250.00	250.00	250.00	0.00	0.00
079. Fertilizers							
3461101. SONA UREA	MT.	LAH	33500.00	33500.00	26600.00	0.00	25.94
		FAS	36000.00	36000.00	28400.00	0.00	26.76
		MUL	34800.00	34600.00	27400.00	0.58	27.01
		PSH	34400.00	34400.00	27400.00	0.00	25.55
3461102. KISAN UREA	MT.	LAH	33500.00	33500.00	26000.00	0.00	28.85
		FAS	36000.00	36000.00	28000.00	0.00	28.57
		MUL	34600.00	33400.00	27000.00	3.59	28.15
		GUJ	35500.00	31000.00	26000.00	14.52	36.54
		PSH	34000.00	34000.00	26400.00	0.00	28.79
3461401. CALCIUM AMMONIUM NITRATE	MT.	LAH	31000.00	31000.00	23000.00	0.00	34.78
		FAS	34000.00	32000.00	25000.00	6.25	36.00
		MUL	30600.00	29400.00	23600.00	4.08	29.66
		GUJ	32000.00	32000.00	25000.00	0.00	28.00
		PSH	31000.00	31000.00	31000.00	0.00	0.00
3462101. SINGLE SUPPER PHOSPHATE (GR) 18PC	MT.	LAH	20000.00	20000.00	16000.00	0.00	25.00
		FAS	19000.00	20000.00	18000.00	-5.00	5.56

Contd.

7.10 Intercity Wholesale Prices of Selected Commodities

Group/Commodity/Item Specification			Unit	City	Prices (Rs.)			% Change in Dec., 2018 Over	
					Dec., 2018	Nov., 2018	Dec., 2017	Nov., 2018	Dec., 2017
3462102. SINGLE SUPER PHOSPHATE (PD) 18PC	MT.	MUL	17600.00	17200.00	16000.00	2.33	10.00		
		GUJ	19000.00	19000.00	16000.00	0.00	18.75		
		PSH	20000.00	20000.00	17000.00	0.00	17.65		
		LAH	21000.00	21000.00	21000.00	0.00	0.00		
		FAS	21950.00	21950.00	21950.00	0.00	0.00		
		MUL	21900.00	21900.00	21900.00	0.00	0.00		
		GUJ	22000.00	22000.00	22000.00	0.00	0.00		
		PSH	25100.00	25100.00	25100.00	0.00	0.00		
		LAH	61750.00	61750.00	61750.00	0.00	0.00		
		FAS	61850.00	61850.00	61850.00	0.00	0.00		
3462103. TRIPLE SUPER PHOSPHATE (GR)	MT.	MUL	62050.00	62050.00	62050.00	0.00	0.00		
		GUJ	66000.00	66000.00	66000.00	0.00	0.00		
		PSH	60000.00	60000.00	60000.00	0.00	0.00		
		LAH	61500.00	61500.00	61500.00	0.00	0.00		
		MUL	83600.00	83600.00	83600.00	0.00	0.00		
		KSR	61500.00	61500.00	61500.00	0.00	0.00		
		LAH	56400.00	56400.00	43000.00	0.00	31.16		
		FAS	59000.00	58000.00	42000.00	1.72	40.48		
		MUL	54600.00	55400.00	44000.00	-1.44	24.09		
		GUJ	58000.00	58000.00	43000.00	0.00	34.88		
3464201. DIA-AMMONIUM PHOSPHATE	MT.	PSH	40300.00	40300.00	40000.00	0.00	0.75		
		LAH	66000.00	66000.00	56000.00	0.00	17.86		
		FAS	74000.00	74000.00	58000.00	0.00	27.59		
		MUL	69200.00	69400.00	56000.00	-0.29	23.57		
		GUJ	69000.00	71000.00	57000.00	-2.82	21.05		
		PSH	72000.00	72000.00	57000.00	0.00	26.32		
		LAH	56000.00	56000.00	48000.00	0.00	16.67		
		GUJ	58000.00	58000.00	58000.00	0.00	0.00		
		SAR	57400.00	53600.00	46500.00	7.09	23.44		
		HYD	39600.00	39600.00	39600.00	0.00	0.00		
080. Pesticides									
3466101. THIODAN 35 EC(AGRICULTURE) 1 LTR	BOTTLE	LAH	700.00	700.00	700.00	0.00	0.00		
		FAS	1100.00	1100.00	1100.00	0.00	0.00		
		MUL	1200.00	1200.00	1200.00	0.00	0.00		
		SAR	875.00	875.00	875.00	0.00	0.00		
		GJT	500.00	500.00	500.00	0.00	0.00		
		HYD	750.00	750.00	750.00	0.00	0.00		
		MPK	600.00	600.00	600.00	0.00	0.00		
		LAH	1600.00	1600.00	1600.00	0.00	0.00		
		FAS	1480.00	1480.00	1260.00	0.00	17.46		
		MUL	1550.00	1550.00	1550.00	0.00	0.00		
3466102. DURSBAN TC(TERMITICIDE CONC.)	BOTTLE	SAR	1200.00	1200.00	1000.00	0.00	20.00		
		LAH	300.00	300.00	300.00	0.00	0.00		
		FAS	340.00	340.00	340.00	0.00	0.00		
		MUL	700.00	700.00	700.00	0.00	0.00		
		SAR	350.00	350.00	250.00	0.00	40.00		
		GJT	500.00	500.00	500.00	0.00	0.00		
		LAH	700.00	700.00	700.00	0.00	0.00		
		FAS	1300.00	1300.00	1220.00	0.00	6.56		
		GUJ	1100.00	1100.00	1100.00	0.00	0.00		
		GJT	1200.00	1200.00	1200.00	0.00	0.00		
3466103. SARSABZ (VEGETABLES) 1 LTR.	BOTTLE	LAH	300.00	300.00	300.00	0.00	0.00		
		FAS	340.00	340.00	340.00	0.00	0.00		
		MUL	700.00	700.00	700.00	0.00	0.00		
		SAR	350.00	350.00	250.00	0.00	40.00		
		GJT	500.00	500.00	500.00	0.00	0.00		
		LAH	700.00	700.00	700.00	0.00	0.00		
		FAS	1300.00	1300.00	1220.00	0.00	6.56		
		GUJ	1100.00	1100.00	1100.00	0.00	0.00		
		GJT	1200.00	1200.00	1200.00	0.00	0.00		
		3466104. MALATHION (ALL ANIMALS) 1 LTR.	BOTTLE	LAH	700.00	700.00	700.00	0.00	0.00
FAS	1300.00			1300.00	1220.00	0.00	6.56		
GUJ	1100.00			1100.00	1100.00	0.00	0.00		
GJT	1200.00			1200.00	1200.00	0.00	0.00		
081. Insecticides									
3471001. L-D POLYTHYLENE	LB.			KAR	94.13	93.40	79.31	0.78	18.69
3473001. POLYSTRENE GP.	55 LB.			KAR	4745.00	4745.00	4745.00	0.00	0.00
082. Paints & Varnishes									
3511001. SYN CLEAR VARNISH (BUXLYS)	3 LTR.			LAH	1377.00	1377.00	1020.00	0.00	35.00
				KAR	1750.00	1750.00	1225.00	0.00	42.86
3511002. SYN CLEAR VARNISH (BERGER)	3 LTR.	LAH	1377.00	1377.00	1300.00	0.00	5.92		
		KAR	1725.00	1725.00	1375.00	0.00	25.45		

Contd.

7.10 Intercity Wholesale Prices of Selected Commodities

Group/Commodity/Item Specification	Unit	City	Prices (Rs.)			% Change in Dec., 2018 Over	
			Dec., 2018	Nov., 2018	Dec., 2017	Nov., 2018	Dec., 2017
3511003. SYN ENAMEL VIP (BERGER)	3.6 LTR	LAH	2450.00	2450.00	1950.00	0.00	25.64
		RAW	1590.00	1590.00	1365.00	0.00	16.48
		KAR	1675.00	1675.00	1650.00	0.00	1.52
3511004. SYN ENAMEL 413 (BUXLYS)	3.6 LTR	LAH	1520.00	1520.00	1400.00	0.00	8.57
		RAW	1610.00	1610.00	1412.50	0.00	13.98
		KAR	1650.00	1650.00	1650.00	0.00	0.00
3511005. VIP PLASTIC EMULSION (BERGER)	4 LTR.	LAH	2300.00	2300.00	1900.00	0.00	21.05
		RAW	1975.00	1925.00	1640.00	2.60	20.43
		KAR	1500.00	1500.00	1500.00	0.00	0.00
3511006. PLASTIC BOUND DISTEMPER(BUXLYS)	6 KG.	LAH	1500.00	1500.00	1200.00	0.00	25.00
		RAW	1215.00	1215.00	990.00	0.00	22.73
		KAR	1100.00	1100.00	975.00	0.00	12.82
3511007. ICI PLASTIC EMULSION	4 LTR	LAH	2100.00	2100.00	2100.00	0.00	0.00
		RAW	2125.00	2090.00	1812.50	1.67	17.24
		KAR	1750.00	1750.00	1750.00	0.00	0.00
083. Medicines							
3526001. PANADOL TAB. (200)	PACKET	LAH	162.00	162.00	162.00	0.00	0.00
		RAW	212.50	212.50	195.50	0.00	8.70
		MUL	212.05	212.05	204.00	0.00	3.95
		KAR	211.00	211.00	205.00	0.00	2.93
		MPK	153.00	153.00	153.00	0.00	0.00
		PSH	215.00	215.00	210.00	0.00	2.38
		QTA	240.00	240.00	200.00	0.00	20.00
3526002. DISPRIN TAB. (600)	PACKET	LAH	555.00	555.00	555.00	0.00	0.00
		RAW	715.00	715.00	675.00	0.00	5.93
		MUL	683.04	683.04	656.88	0.00	3.98
		KAR	638.00	638.00	638.00	0.00	0.00
		MPK	550.00	550.00	550.00	0.00	0.00
		PSH	663.00	663.00	578.00	0.00	14.71
		QTA	660.00	660.00	600.00	0.00	10.00
3526003. FLAGYL TAB. (200)	PACKET	LAH	278.00	278.00	278.00	0.00	0.00
		RAW	255.00	255.00	255.00	0.00	0.00
		MUL	267.83	267.83	267.83	0.00	0.00
		KAR	268.00	268.00	268.00	0.00	0.00
		MPK	315.00	315.00	315.00	0.00	0.00
		PSH	274.00	274.00	274.00	0.00	0.00
		QTA	300.00	300.00	180.00	0.00	66.67
3526004. VENTOLIN TAB.(100)	PACKET	LAH	92.00	92.00	92.00	0.00	0.00
		RAW	89.00	89.00	85.00	0.00	4.71
		MUL	126.02	126.02	121.00	0.00	4.15
		KAR	86.53	86.53	86.53	0.00	0.00
		MPK	73.20	73.20	73.20	0.00	0.00
		PSH	85.00	85.00	85.00	0.00	0.00
		QTA	90.00	90.00	90.00	0.00	0.00
3526005. DAONIL TAB. (60)	PACKET	LAH	86.00	86.00	86.00	0.00	0.00
		RAW	86.50	86.50	86.50	0.00	0.00
		MUL	86.31	86.31	86.31	0.00	0.00
		KAR	88.00	88.00	88.00	0.00	0.00
		MPK	80.00	80.00	80.00	0.00	0.00
		PSH	90.00	90.00	90.00	0.00	0.00
		QTA	90.00	90.00	90.00	0.00	0.00
3526006. ENTOX TAB. (100)	PACKET	LAH	135.00	135.00	135.00	0.00	0.00
		RAW	115.50	115.50	115.50	0.00	0.00
		MUL	127.65	127.65	127.65	0.00	0.00
		KAR	130.00	130.00	130.00	0.00	0.00
		MPK	85.00	85.00	85.00	0.00	0.00
		PSH	130.00	130.00	130.00	0.00	0.00
		QTA	150.00	150.00	150.00	0.00	0.00

Contd.

7.10 Intercity Wholesale Prices of Selected Commodities

Group/Commodity/Item Specification	Unit	City	Prices (Rs.)			% Change in Dec., 2018 Over	
			Dec., 2018	Nov., 2018	Dec., 2017	Nov., 2018	Dec., 2017
3526007. CALCIUM TAB. 1000 SANDOZ	06 BOTT	LAH	678.00	678.00	642.00	0.00	5.61
		RAW	647.50	647.50	620.00	0.00	4.44
		MUL	678.72	678.72	634.64	0.00	6.95
		KAR	661.00	661.00	660.00	0.00	0.15
		MPK	530.00	530.00	530.00	0.00	0.00
		PSH	684.00	684.00	660.00	0.00	3.64
3526008. RENITEC TAB. 5 MG. (20)	PACKET	QTA	780.00	780.00	636.00	0.00	22.64
		LAH	87.56	87.56	87.56	0.00	0.00
		RAW	112.50	112.50	99.50	0.00	13.07
		MUL	102.85	102.85	99.45	0.00	3.42
		KAR	100.00	100.00	100.00	0.00	0.00
		MPK	88.00	88.00	88.00	0.00	0.00
3526009. CARMINA (150 TABLETS)	06 BOTT	PSH	101.00	101.00	101.00	0.00	0.00
		QTA	102.00	102.00	102.00	0.00	0.00
		LAH	190.00	190.00	190.00	0.00	0.00
		RAW	215.00	215.00	195.00	0.00	10.26
		MUL	206.00	206.00	206.00	0.00	0.00
		KAR	207.00	207.00	207.00	0.00	0.00
3526010. SUALIN (250 TAB.) STRIP	EACH	PSH	170.00	170.00	170.00	0.00	0.00
		LAH	115.00	115.00	115.00	0.00	0.00
		RAW	147.50	147.50	147.50	0.00	0.00
		KAR	132.00	132.00	132.00	0.00	0.00
		PSH	135.00	135.00	135.00	0.00	0.00
		QTA	172.20	172.20	172.20	0.00	0.00
3526011. SANCOS SYRUP 60 MG.	06 BOTT	LAH	157.00	157.00	157.00	0.00	0.00
		RAW	142.50	142.50	142.50	0.00	0.00
		MUL	168.00	168.00	168.00	0.00	0.00
		KAR	177.00	177.00	177.00	0.00	0.00
		MPK	177.00	177.00	177.00	0.00	0.00
		PSH	184.00	184.00	184.00	0.00	0.00
3526012. PHENRGONE SYRUP 120 MG	06 BOTT	QTA	172.20	172.20	172.20	0.00	0.00
		LAH	190.00	190.00	179.66	0.00	5.76
		RAW	187.50	180.00	168.00	4.17	11.61
		MUL	189.60	180.30	168.30	5.16	12.66
		KAR	198.00	198.00	198.00	0.00	0.00
		MPK	170.00	170.00	170.00	0.00	0.00
3526013. CALPOL SYRUP	06 BOTT	PSH	180.00	180.00	171.00	0.00	5.26
		QTA	204.00	204.00	192.00	0.00	6.25
		LAH	146.00	146.00	146.00	0.00	0.00
		RAW	165.00	165.00	152.00	0.00	8.55
		MUL	140.76	140.76	140.76	0.00	0.00
		KAR	150.00	150.00	150.00	0.00	0.00
3526014. HYDERLIN SYRUP	06 BOTT	MPK	128.50	128.50	128.50	0.00	0.00
		PSH	144.48	144.48	144.48	0.00	0.00
		QTA	126.00	126.00	126.00	0.00	0.00
		LAH	360.00	360.00	360.00	0.00	0.00
		RAW	357.50	357.50	357.50	0.00	0.00
		MUL	351.90	351.90	351.90	0.00	0.00
3526015. SAFI HAMDARD 100 ML	06 BOTT	KAR	352.00	352.00	352.00	0.00	0.00
		MPK	380.00	380.00	380.00	0.00	0.00
		PSH	360.00	360.00	360.00	0.00	0.00
		QTA	414.00	414.00	414.00	0.00	0.00
		LAH	228.00	228.00	228.00	0.00	0.00
		RAW	275.00	275.00	275.00	0.00	0.00
3526016. HONEY TUBE (HAMDARD)	06 TUBE	MUL	282.00	282.00	234.00	0.00	20.51
		KAR	306.00	306.00	306.00	0.00	0.00
		PSH	360.00	360.00	300.00	0.00	20.00
		QTA	348.00	348.00	348.00	0.00	0.00
		LAH	540.00	540.00	540.00	0.00	0.00
		KAR	552.00	552.00	552.00	0.00	0.00

Contd.

7.10 Intercity Wholesale Prices of Selected Commodities

Group/Commodity/Item Specification	Unit	City	Prices (Rs.)			% Change in Dec., 2018 Over	
			Dec., 2018	Nov., 2018	Dec., 2017	Nov., 2018	Dec., 2017
3526017. BETNOVATE-N OINTMENT	06 TUBE	MPK	720.00	720.00	516.00	0.00	39.53
		PSH	540.00	540.00	540.00	0.00	0.00
		QTA	582.00	582.00	582.00	0.00	0.00
		LAH	170.00	170.00	170.00	0.00	0.00
		RAW	166.50	166.50	166.50	0.00	0.00
		MUL	170.04	170.04	170.04	0.00	0.00
3526018. BURNOL	06 TUBE	KAR	168.00	168.00	168.00	0.00	0.00
		MPK	186.00	186.00	186.00	0.00	0.00
		PSH	174.00	174.00	174.00	0.00	0.00
		QTA	186.00	186.00	186.00	0.00	0.00
		LAH	282.00	282.00	282.00	0.00	0.00
		RAW	282.00	282.00	282.00	0.00	0.00
3526019. O.R.S.FLAVOURED (SEARLE)	DOZEN	MUL	282.60	282.60	282.60	0.00	0.00
		KAR	288.00	288.00	288.00	0.00	0.00
		MPK	271.00	271.00	271.00	0.00	0.00
		PSH	286.00	286.00	286.00	0.00	0.00
		QTA	321.12	321.12	321.12	0.00	0.00
		LAH	192.00	192.00	192.00	0.00	0.00
3526020. JOSHANDA HAMDARD	DOZEN	RAW	183.50	183.50	183.50	0.00	0.00
		MUL	216.75	216.75	216.75	0.00	0.00
		KAR	216.00	216.00	216.00	0.00	0.00
		PSH	188.00	188.00	188.00	0.00	0.00
		QTA	180.00	180.00	156.00	0.00	15.38
		LAH	240.00	240.00	240.00	0.00	0.00
3526021. COTTON BANDAGE 2" SIZE	06 NO.S	MUL	255.00	255.00	255.00	0.00	0.00
		KAR	324.00	324.00	324.00	0.00	0.00
		MPK	240.00	240.00	240.00	0.00	0.00
		PSH	110.00	110.00	110.00	0.00	0.00
		QTA	221.00	221.00	221.00	0.00	0.00
		LAH	39.00	39.00	39.00	0.00	0.00
084. Soaps & Detergents	DOZ.	RAW	54.50	54.50	48.00	0.00	13.54
		MUL	24.00	24.00	24.00	0.00	0.00
		KAR	30.00	30.00	30.00	0.00	0.00
		MPK	54.00	54.00	54.00	0.00	0.00
		PSH	40.00	40.00	40.00	0.00	0.00
		QTA	221.00	221.00	221.00	0.00	0.00
3532101. LIFE BOUY SOAP (125 GM.)	DOZ.	LAH	480.00	480.00	520.00	0.00	-7.69
		RAW	417.50	417.50	437.50	0.00	-4.57
		KSR	480.00	480.00	520.00	0.00	-7.69
		KAR	504.00	504.00	456.00	0.00	10.53
		PSH	540.00	540.00	468.00	0.00	15.38
		QTA	480.00	420.00	420.00	14.29	14.29
3532102. LUX-STD. (70 GM.)	DOZ.	LAH	393.00	393.00	375.00	0.00	4.80
		RAW	405.00	405.00	342.50	0.00	18.25
		KAR	390.00	390.00	390.00	0.00	0.00
		PSH	290.00	290.00	336.00	0.00	-13.69
		QTA	360.00	345.00	345.00	4.35	4.35
		LAH	230.00	230.00	230.00	0.00	0.00
3532201. SUPER ACTIVE SURF (130 GM.)	DOZ.	MUL	255.86	255.86	229.22	0.00	11.62
		KAR	228.00	228.00	228.00	0.00	0.00
		SKR	264.00	264.00	264.00	0.00	0.00
		LAH	230.00	230.00	230.00	0.00	0.00
		GUJ	228.00	228.00	228.00	0.00	0.00
		KAR	228.00	228.00	228.00	0.00	0.00
3532202. ARIEL (100 GM)	DOZ.	MPK	200.00	200.00	180.00	0.00	11.11
		LAH	900.00	810.00	810.00	11.11	11.11
		RAW	765.00	765.00	765.00	0.00	0.00
		KAR	864.00	864.00	864.00	0.00	0.00
		SKR	720.00	720.00	720.00	0.00	0.00
		LAH	900.00	810.00	810.00	11.11	11.11

Contd.

7.10 Intercity Wholesale Prices of Selected Commodities

Group/Commodity/Item Specification	Unit	City	Prices (Rs.)			% Change in Dec., 2018 Over	
			Dec., 2018	Nov., 2018	Dec., 2017	Nov., 2018	Dec., 2017
		PSH	880.00	880.00	860.00	0.00	2.33
		MNG	900.00	900.00	900.00	0.00	0.00
		QTA	996.00	996.00	996.00	0.00	0.00
3532204. MAXIMUM POWER BRITE POLYBAG(400GM)	DOZ.	LAH	1404.00	1404.00	1404.00	0.00	0.00
		RAW	1070.00	1070.00	1070.00	0.00	0.00
		KAR	1428.00	1428.00	1428.00	0.00	0.00
		MPK	1620.00	1620.00	1416.00	0.00	14.41
		PSH	1440.00	1440.00	1440.00	0.00	0.00
3532205. EXPRESS DETERGENT(1000GM)	DOZ.	KAR	2016.00	2016.00	2100.00	0.00	-4.00
3532206. WASHING SOAP BETA/SUFI/GUY	DOZ.	LAH	6000.00	6000.00	5680.00	0.00	5.63
		RAW	4275.00	4275.00	3825.00	0.00	11.76
		KSR	6000.00	6000.00	5680.00	0.00	5.63
		SKR	3440.00	3440.00	3440.00	0.00	0.00
		PSH	6400.00	6400.00	5840.00	0.00	9.59
3532207. WASHING SOAP NYLON 101 CAKE	DOZ.	LAH	269.00	269.00	269.00	0.00	0.00
		RAW	340.00	340.00	255.00	0.00	33.33
		SAR	300.00	300.00	290.00	0.00	3.45
		BNU	190.00	190.00	190.00	0.00	0.00
		QTA	300.00	300.00	300.00	0.00	0.00
3532301. TOOTHPASTE MACLEAN'S (LARGE SIZE)	DOZ.	RAW	575.00	575.00	575.00	0.00	0.00
		KAR	1080.00	1080.00	1080.00	0.00	0.00
3532302. TOOTHPASTE FARHAN'S (STD. SIZE)	DOZ.	KAR	492.00	492.00	492.00	0.00	0.00
3532303. TALC SAMSOL/SWISS MISS (STD.SIZE)	DOZ.	RAW	565.00	565.00	565.00	0.00	0.00
		KAR	1092.00	1092.00	1092.00	0.00	0.00
3532304. PONDS COLD CREAM (MED SIZE.)	DOZ.	LAH	1270.00	1270.00	1270.00	0.00	0.00
		RAW	1275.00	1275.00	1125.00	0.00	13.33
		KAR	1248.00	1248.00	1248.00	0.00	0.00
3532305. PONDS VANISHING CREAM (MED SIZE)	DOZ.	LAH	2450.00	2450.00	2450.00	0.00	0.00
		RAW	1275.00	1275.00	1125.00	0.00	13.33
		KAR	1009.00	1009.00	1009.00	0.00	0.00
3532306. ADMIRAL SHAVING CREAM (MED.SIZE)	DOZ.	LAH	810.00	810.00	756.00	0.00	7.14
		RAW	790.00	790.00	710.00	0.00	11.27
		KAR	750.00	750.00	750.00	0.00	0.00
3532307. HAIR BRYL CREAM (MED. SIZE).	DOZ.	RAW	1410.00	1410.00	1165.00	0.00	21.03
		KAR	1560.00	1560.00	1560.00	0.00	0.00
3532308. JOHNSON'S BABY POWDER/MOTHER CARE	DOZ.	KAR	1380.00	1380.00	1380.00	0.00	0.00
3532309. SUN SILK SHAMPOO LOCAL 10 ML.	DOZ.	RAW	51.00	51.00	51.00	0.00	0.00
		KAR	55.00	55.00	55.00	0.00	0.00
085. Auto Tyres							
3611101. AUTO TYRE GEN/SUZ/ALTO/MEHRAN	EACH	LAH	2700.00	2700.00	2700.00	0.00	0.00
		RAW	2825.00	2625.00	2425.00	7.62	16.49
		KAR	2525.00	2525.00	2525.00	0.00	0.00
3611201. MOTOR CYCLE TYRE YAMAHA-100	EACH	LAH	1210.00	1210.00	1210.00	0.00	0.00
		RAW	1065.00	990.00	975.00	7.58	9.23
		KAR	810.00	810.00	810.00	0.00	0.00
3611202. MOTOR CYCLE TYRE HONDA CD-70	EACH	LAH	860.00	860.00	860.00	0.00	0.00
		RAW	1050.00	990.00	975.00	6.06	7.69
		KAR	1050.00	1050.00	745.00	0.00	40.94
3611203. MOTOR CYCLE TYRE SUZUKI 80 CC.	EACH	LAH	960.00	960.00	960.00	0.00	0.00
		RAW	990.00	965.00	955.00	2.59	3.66
		KAR	1025.00	1025.00	1025.00	0.00	0.00
3611204. CYCLE TYRE SERVIS (28x1/2")	EACH	LAH	280.00	280.00	250.00	0.00	12.00
		KAR	190.00	190.00	190.00	0.00	0.00
3611205. CYCLE TYRE DIAMOND (28x1/2")	EACH	LAH	300.00	300.00	275.00	0.00	9.09
		RAW	295.00	287.50	287.50	2.61	2.61
		KAR	207.50	207.50	207.50	0.00	0.00
3611401. AUTO TUBE GEN/SUZ/ALTO/MEHRAN	EACH	LAH	300.00	300.00	270.00	0.00	11.11
		RAW	345.00	310.00	295.00	11.29	16.95
		KAR	305.00	305.00	305.00	0.00	0.00

Contd.

7.10 Intercity Wholesale Prices of Selected Commodities

Group/Commodity/Item Specification	Unit	City	Prices (Rs.)			% Change in Dec., 2018 Over	
			Dec., 2018	Nov., 2018	Dec., 2017	Nov., 2018	Dec., 2017
3611402. MOTOR CYCLE TUBE YAMAHA-100	EACH	LAH	200.00	200.00	185.00	0.00	8.11
		RAW	245.00	215.00	215.00	13.95	13.95
		KAR	167.50	167.50	167.50	0.00	0.00
3611403. MOTOR CYCLE TUBE HONDA CD-70	EACH	LAH	190.00	190.00	175.00	0.00	8.57
		RAW	245.00	215.00	215.00	13.95	13.95
		KAR	159.00	159.00	159.00	0.00	0.00
3611404. MOTOR CYCLE TUBE SUZUKI 80 CC.	EACH	LAH	195.00	195.00	195.00	0.00	0.00
		KAR	172.50	172.50	172.50	0.00	0.00
3611405. CYCLE TUBES SERVIS (28x1/2)	EACH	LAH	105.00	105.00	105.00	0.00	0.00
		KAR	100.00	100.00	99.00	0.00	1.01
3611406. CYCLE TUBES DIAMOND (28x1/2)	EACH	LAH	110.00	110.00	110.00	0.00	0.00
		RAW	115.00	105.00	105.00	9.52	9.52
		KAR	96.50	96.50	96.50	0.00	0.00
086. Plastic Products							
3694001. WATER COOLER 9 LTR.	EACH	LAH	625.00	625.00	575.00	0.00	8.70
		KAR	465.00	465.00	465.00	0.00	0.00
		PSH	450.00	450.00	380.00	0.00	18.42
		QTA	525.00	525.00	410.00	0.00	28.05
3694002. BUCKET MED. SIZE	EACH	LAH	300.00	300.00	300.00	0.00	0.00
		GUJ	225.00	225.00	225.00	0.00	0.00
		GJT	220.00	220.00	220.00	0.00	0.00
		KAR	290.00	290.00	290.00	0.00	0.00
		PSH	350.00	350.00	350.00	0.00	0.00
		QTA	270.00	270.00	235.00	0.00	14.89
3694003. DINNER SET PLASTIC 42/48/52 PIECES	EACH	LAH	1975.00	1975.00	1975.00	0.00	0.00
		RAW	6000.00	6000.00	5725.00	0.00	4.80
		MUL	3500.00	3500.00	3000.00	0.00	16.67
		KAR	2400.00	2400.00	2400.00	0.00	0.00
		PSH	2100.00	2100.00	2100.00	0.00	0.00
		MNG	3100.00	3100.00	3000.00	0.00	3.33
3694004. HOT POT PLASTIC 3 PIECES	EACH	LAH	1550.00	1550.00	1225.00	0.00	26.53
		SKT	1000.00	1000.00	1000.00	0.00	0.00
		KAR	975.00	975.00	975.00	0.00	0.00
		PSH	1100.00	1100.00	930.00	0.00	18.28
		QTA	1000.00	1000.00	1050.00	0.00	-4.76
3694005. THERMOS STARVAC 1 LTR.	EACH	LAH	625.00	625.00	525.00	0.00	19.05
		GUJ	400.00	400.00	400.00	0.00	0.00
		KAR	525.00	525.00	525.00	0.00	0.00
		QTA	500.00	500.00	300.00	0.00	66.67
087. Glass sheets							
3711401. PL. GLASS SHEET 3 MM ABOVE 1 SQ.M	SQ.MTR.	LAH	465.00	465.00	385.00	0.00	20.78
		RAW	390.00	390.00	390.00	0.00	0.00
		KAR	740.00	740.00	710.00	0.00	4.23
		PSH	1350.00	1350.00	1306.00	0.00	3.37
3711402. FIG.GLASS SHEET ABOVE 1 SQ.M	SQ.MTR.	LAH	320.00	320.00	315.00	0.00	1.59
		RAW	340.00	340.00	340.00	0.00	0.00
		KAR	877.50	877.50	850.00	0.00	3.24
		PSH	860.00	860.00	860.00	0.00	0.00
088. Other Glass Articles							
3719101. JAR 4 LTR. LOCAL/FANCY/SILKY	DOZ.	RAW	1275.00	1275.00	1275.00	0.00	0.00
		KAR	810.00	810.00	810.00	0.00	0.00
3719301. TUMBLER 200 ML. FANCY (OMROC)	DOZ.	RAW	490.00	490.00	490.00	0.00	0.00
		KAR	870.00	870.00	870.00	0.00	0.00
3719302. JUG DIAMOND 1.2 LTR. FANCY (OMROC)	DOZ.	LAH	1775.00	1775.00	1775.00	0.00	0.00
		RAW	2025.00	2025.00	2025.00	0.00	0.00
		KAR	2450.00	2450.00	2450.00	0.00	0.00
3719303. TEA CUP SAUCER WHITE	DOZ.	LAH	725.00	725.00	725.00	0.00	0.00
		RAW	1125.00	1125.00	1125.00	0.00	0.00
		KAR	735.00	735.00	735.00	0.00	0.00

Contd.

Contd.

Contd.

7.10 Intercity Wholesale Prices of Selected Commodities

Group/Commodity/Item Specification	Unit	City	Prices (Rs.)			% Change in Dec., 2018 Over	
			Dec., 2018	Nov., 2018	Dec., 2017	Nov., 2018	Dec., 2017
3732003. TILES PLAIN WHITE 8 X 10"	SQ.MTR	LAH	675.00	675.00	675.00	0.00	0.00
		RAW	490.00	490.00	490.00	0.00	0.00
		MUL	800.00	800.00	800.00	0.00	0.00
		KAR	612.50	612.50	612.50	0.00	0.00
3732004. TILES PLAIN COLOURED 8 X 10"	SQ.MTR	LAH	775.00	775.00	775.00	0.00	0.00
		RAW	590.00	590.00	590.00	0.00	0.00
		MUL	850.00	850.00	850.00	0.00	0.00
		KAR	690.00	690.00	690.00	0.00	0.00
091. Cement							
3744001. CEMENT JAVEDAN (EX-FACTORY)	MT.	KAR	8460.00	8460.00	8460.00	0.00	0.00
3744002. CEMENT WHITE	MT.	LAH	18350.00	18350.00	18350.00	0.00	0.00
		RAW	22150.00	21850.00	20350.00	1.37	8.85
		KAR	18900.00	18900.00	18900.00	0.00	0.00
		SKR	18750.00	18750.00	18750.00	0.00	0.00
3744003. SULP. RESISTING CEMENT(JAVEDAN)	MT.	KAR	12600.00	12260.00	9158.00	2.77	37.58
3744004. D.G. CEMENT (EX-FACTORY)	MT	LAH	9800.00	9800.00	8877.00	0.00	10.40
3744005. LUCKY CEMENT (EX-FACTORY)	MT	KAR	12200.00	12000.00	11100.00	1.67	9.91
3744006. FAUJI CEMENT(EX-FACTORY)	MT	RAW	10650.00	10900.00	9200.00	-2.29	15.76
092. Bed Foam							
3815001. BED FOAM	EACH	LAH	5000.00	5000.00	4300.00	0.00	16.28
		RAW	5450.00	5450.00	4975.00	0.00	9.55
		GUJ	3000.00	3000.00	3000.00	0.00	0.00
		KAR	2900.00	2900.00	2900.00	0.00	0.00
		QTA	3200.00	3200.00	3200.00	0.00	0.00
3815002. BED FOAM COMMANDER 6.5" X 6" X5"	EACH	LAH	6700.00	6700.00	6100.00	0.00	9.84
		FAS	9200.00	9200.00	7500.00	0.00	22.67
		RAW	8400.00	8400.00	7750.00	0.00	8.39
		GJT	7600.00	7600.00	7600.00	0.00	0.00
		KAR	7000.00	7000.00	7000.00	0.00	0.00
		HYD	8750.00	8750.00	8750.00	0.00	0.00
093. Matches							
3899801. MATCHES (70-75 STICKS) 10 BOXES	PACKET	LAH	12.00	12.00	12.00	0.00	0.00
		RAW	9.40	9.40	9.40	0.00	0.00
		KAR	15.00	15.00	15.00	0.00	0.00
		SKR	18.00	18.00	18.00	0.00	0.00
		PSH	16.70	16.20	16.20	3.09	3.09
5. Metal Product, Machinery & Equipment							
094. Pig Iron							
4111101. PIG IRON	MT.	KAR	40000.00	40000.00	40000.00	0.00	0.00
095. Steel Bar & Sheets							
4126101. M.S. ROUND BAR 1/4"	MT.	LAH	94500.00	99000.00	77000.00	-4.55	22.73
		RAW	96500.00	101500.00	78250.00	-4.93	23.32
		KAR	92500.00	92500.00	70000.00	0.00	32.14
		HYD	97000.00	103000.00	78000.00	-5.83	24.36
		PSH	103000.00	105000.00	80000.00	-1.90	28.75
		QTA	95000.00	95000.00	78000.00	0.00	21.79
4126102. M.S. ROUND BAR 3/8"	MT.	LAH	95000.00	99500.00	77500.00	-4.52	22.58
		RAW	95500.00	100500.00	78250.00	-4.98	22.04
		KAR	92500.00	92500.00	70000.00	0.00	32.14
		HYD	97000.00	103000.00	78000.00	-5.83	24.36
		PSH	103000.00	105000.00	76500.00	-1.90	34.64
		QTA	100000.00	100000.00	83000.00	0.00	20.48
4126103. M.S.ROUND BAR 1/2"	MT.	LAH	94500.00	99000.00	77250.00	-4.55	22.33
		RAW	95500.00	100500.00	78750.00	-4.98	21.27
		KAR	92500.00	92500.00	70000.00	0.00	32.14
		HYD	97000.00	103000.00	78000.00	-5.83	24.36
		PSH	90250.00	95000.00	74500.00	-5.00	21.14
		QTA	99000.00	99000.00	82000.00	0.00	20.73

Contd.

7.10 Intercity Wholesale Prices of Selected Commodities

Group/Commodity/Item Specification	Unit	City	Prices (Rs.)			% Change in Dec., 2018 Over	
			Dec., 2018	Nov., 2018	Dec., 2017	Nov., 2018	Dec., 2017
4126104. M.S. ROUND BAR 1"	MT.	LAH	94500.00	99200.00	77200.00	-4.74	22.41
		RAW	94500.00	99500.00	78750.00	-5.03	20.00
		KAR	92500.00	92500.00	70000.00	0.00	32.14
		PSH	98000.00	98000.00	78500.00	0.00	24.84
4126105. M.S.RIBBED BAR 1/2" TO 1"	MT.	LAH	95000.00	100000.00	78200.00	-5.00	21.48
		RAW	93500.00	98500.00	77750.00	-5.08	20.26
		KAR	92500.00	92500.00	70000.00	0.00	32.14
4126106. M.S.RIBBED BAR 3/8"	MT.	LAH	93000.00	94200.00	78200.00	-1.27	18.93
		RAW	93500.00	98500.00	76750.00	-5.08	21.82
		KAR	92500.00	92500.00	71500.00	0.00	29.37
4126107. G.P.SHEET CUTTING JAPAN 24-30 BG	MT.	LAH	125000.00	125000.00	105000.00	0.00	19.05
		RAW	99500.00	102500.00	89750.00	-2.93	10.86
		KAR	88600.00	88600.00	88600.00	0.00	0.00
		PSH	134000.00	132000.00	115000.00	1.52	16.52
4126108. G.S.SHEET 24 G.GALV.	MT.	LAH	135000.00	135000.00	115000.00	0.00	17.39
		RAW	99500.00	102500.00	89750.00	-2.93	10.86
		KAR	89200.00	89200.00	89200.00	0.00	0.00
		PSH	138000.00	136000.00	120000.00	1.47	15.00
096. Pipe Fittings							
4129201. TEE 1/2"	DOZ.	LAH	550.00	550.00	425.00	0.00	29.41
		RAW	440.00	440.00	387.50	0.00	13.55
		KAR	415.00	415.00	415.00	0.00	0.00
		QTA	360.00	360.00	360.00	0.00	0.00
4129202. TEE 3/4"	DOZ.	LAH	670.00	670.00	530.00	0.00	26.42
		RAW	575.00	575.00	512.50	0.00	12.20
		KAR	540.00	540.00	540.00	0.00	0.00
		QTA	360.00	360.00	360.00	0.00	0.00
4129203. SOCKET 1/2"	DOZ.	LAH	325.00	325.00	275.00	0.00	18.18
		RAW	412.50	412.50	337.50	0.00	22.22
		KAR	246.00	246.00	246.00	0.00	0.00
		QTA	240.00	240.00	240.00	0.00	0.00
4129204. SOCKET 3/4"	DOZ.	LAH	430.00	430.00	365.00	0.00	17.81
		RAW	487.50	487.50	412.50	0.00	18.18
		KAR	310.00	310.00	310.00	0.00	0.00
		QTA	360.00	360.00	360.00	0.00	0.00
4129205. UNION 1/2"	DOZ.	LAH	920.00	920.00	792.00	0.00	16.16
		RAW	835.00	835.00	712.50	0.00	17.19
		KAR	812.00	812.00	812.00	0.00	0.00
		QTA	720.00	720.00	720.00	0.00	0.00
4129206. UNION 3/4"	DOZ.	LAH	1120.00	1120.00	900.00	0.00	24.44
		RAW	890.00	890.00	787.50	0.00	13.02
		KAR	1032.50	1032.50	1032.50	0.00	0.00
4129207. BAND 1/2"	DOZ.	LAH	580.00	580.00	470.00	0.00	23.40
		RAW	787.50	787.50	687.50	0.00	14.55
		KAR	641.00	641.00	641.00	0.00	0.00
		QTA	480.00	480.00	480.00	0.00	0.00
4129208. BAND 3/4"	DOZ.	LAH	700.00	700.00	590.00	0.00	18.64
		RAW	812.50	812.50	712.50	0.00	14.04
		KAR	960.00	960.00	960.00	0.00	0.00
		QTA	480.00	480.00	480.00	0.00	0.00
4129209. ELBOW GALV CHINA 1/2"	DOZ.	LAH	380.00	380.00	310.00	0.00	22.58
		RAW	490.00	490.00	412.50	0.00	18.79
		KAR	265.00	265.00	265.00	0.00	0.00
		QTA	300.00	300.00	300.00	0.00	0.00
4129210. ELBOW GALV CHINA 3/4"	DOZ.	LAH	480.00	480.00	380.00	0.00	26.32
		RAW	562.50	562.50	462.50	0.00	21.62
		KAR	402.00	402.00	402.00	0.00	0.00
		QTA	420.00	420.00	420.00	0.00	0.00

Contd.

7.10 Intercity Wholesale Prices of Selected Commodities

Group/Commodity/Item Specification	Unit	City	Prices (Rs.)			% Change in Dec., 2018 Over	
			Dec., 2018	Nov., 2018	Dec., 2017	Nov., 2018	Dec., 2017
097. Steel Products							
4291201. STAINLESS STEEL DEGCHI MED. SIZE	EACH	LAH	600.00	600.00	600.00	0.00	0.00
		GJT	450.00	450.00	450.00	0.00	0.00
		KAR	725.00	725.00	625.00	0.00	16.00
4291202. STAINLESS STEEL TABLE SPOON SUP.	EACH	LAH	350.00	350.00	350.00	0.00	0.00
		GJT	175.00	175.00	175.00	0.00	0.00
		KAR	420.00	420.00	260.00	0.00	61.54
4291203. STAINLESS STEEL PLATE LIGHT	DOZ.	LAH	756.00	756.00	756.00	0.00	0.00
		GJT	500.00	500.00	500.00	0.00	0.00
		KAR	780.00	780.00	780.00	0.00	0.00
4291204. PRESSURE COOKER 4 LTR.	EACH	LAH	1500.00	1500.00	1380.00	0.00	8.70
		GUJ	1650.00	1650.00	1100.00	0.00	50.00
		SKT	1200.00	1200.00	1200.00	0.00	0.00
		KAR	1800.00	1800.00	1625.00	0.00	10.77
4291401. NEW TREET BLADE ORDINARY	1000	RAW	2675.00	2675.00	2575.00	0.00	3.88
		KAR	2700.00	2700.00	2700.00	0.00	0.00
4291402. TREET SAFETY RAZOR	DOZ.	LAH	1180.00	1180.00	1180.00	0.00	0.00
		KAR	1764.00	1764.00	1764.00	0.00	0.00
4291403. GILLET SAFETY RAZOR	DOZ.	LAH	510.00	510.00	430.00	0.00	18.60
		RAW	517.50	517.50	427.50	0.00	21.05
		KAR	420.00	420.00	420.00	0.00	0.00
098. Engines & Motors							
4321901. HOLLOW S.MOTOR 326 UP-4.40 HP 46	EACH	LAH	155000.00	155000.00	155000.00	0.00	0.00
099. Vacuum Pumps							
4323001. MULTISTAGE C.PUMPS(PCM 80-3 15 H)	EACH	LAH	83000.00	83000.00	83000.00	0.00	0.00
4323002. MULTISTAGE C.PUMPS PCM 80-5 25 H)	EACH	LAH	117000.00	117000.00	117000.00	0.00	0.00
100. Air Conditioners							
4391201. PEL AIR CONDITONER 1.5 TON	EACH	LAH	42000.00	42000.00	39000.00	0.00	7.69
		RAW	41500.00	41500.00	36250.00	0.00	14.48
		KAR	40500.00	40500.00	40500.00	0.00	0.00
4391202. WAVES AIR CONDITIONER 1.5 TON.	EACH	LAH	46000.00	46000.00	44000.00	0.00	4.55
		RAW	44500.00	44500.00	37750.00	0.00	17.88
		GJT	45000.00	45000.00	45000.00	0.00	0.00
		KAR	40000.00	40000.00	40000.00	0.00	0.00
		HYD	41900.00	41900.00	41900.00	0.00	0.00
		QTA	41500.00	41500.00	41500.00	0.00	0.00
101. Cultivators							
4411201. CULTIVATOR (ORDINARY) 9 TIMES	EACH	GUJ	38000.00	38000.00	38000.00	0.00	0.00
4411202. CULTIVATOR (SPECIAL) 11 TIMES	EACH	GUJ	50000.00	50000.00	50000.00	0.00	0.00
102. Chuff Cutter							
4412301. CHUFF CUTTER	EACH	FAS	7200.00	7200.00	7200.00	0.00	0.00
103. Tractors							
4414101. TRACTOR MF-240	EACH	LAH	808500.00	808500.00	716625.00	0.00	12.82
4414102. TRACTOR MF-385	EACH	LAH	1260000.00	1260000.00	1126860.00	0.00	11.82
104. Lathe Machines							
4421301. LATHE MACHINE 3' (PAK MADINA)	EACH	LAH	115000.00	105000.00	94750.00	9.52	21.37
4421302. LATHE MACHINE 4.5' (PAK MADINA)	EACH	LAH	125000.00	115000.00	101750.00	8.70	22.85
4421303. LATHE MACHINE 6.5' (PAK MADINA)	EACH	LAH	160000.00	135000.00	122750.00	18.52	30.35
4421304. LATHE MACHINE 10' (PAK MADINA)	EACH	LAH	340000.00	290000.00	260000.00	17.24	30.77
105. Concrete Mixture							
4444001. CONC.MIXER 7 NTR. 12HP. STAR.ENG	EACH	LAH	140000.00	140000.00	140000.00	0.00	0.00
4444002. CONC.MIXER 17 NTR. 24HP. STAR.ENG	EACH	LAH	210000.00	210000.00	210000.00	0.00	0.00
106. Fridge,WashM,SewM,Fans,Iron							
4481101. DAWLANCE 10 CFT. DOUBLE DOOR	EACH	LAH	30000.00	30000.00	28000.00	0.00	7.14
		RAW	28750.00	28750.00	25825.00	0.00	11.33
		KAR	32000.00	32000.00	32000.00	0.00	0.00

Contd.

7.10 Intercity Wholesale Prices of Selected Commodities

Group/Commodity/Item Specification	Unit	City	Prices (Rs.)			% Change in Dec., 2018 Over	
			Dec., 2018	Nov., 2018	Dec., 2017	Nov., 2018	Dec., 2017
4481201. WASHING MACHINE NAT. PAK S.F.	EACH	LAH	9000.00	9000.00	7000.00	0.00	28.57
		GUJ	5000.00	5000.00	5000.00	0.00	0.00
		KAR	7250.00	7250.00	5450.00	0.00	33.03
		QTA	5550.00	5550.00	5550.00	0.00	0.00
4481202. WASHING MACHINE SINGER S.F.	EACH	LAH	11500.00	11500.00	10500.00	0.00	9.52
		RAW	10750.00	10750.00	9900.00	0.00	8.59
		KAR	12000.00	12000.00	12000.00	0.00	0.00
4481203. WASHING MACHINE DAWLANCE	EACH	LAH	10500.00	10500.00	9500.00	0.00	10.53
		FAS	9000.00	9000.00	8700.00	0.00	3.45
		GUJ	9400.00	9400.00	9400.00	0.00	0.00
		GJT	9400.00	9400.00	9400.00	0.00	0.00
		KAR	9500.00	9500.00	6200.00	0.00	53.23
4481204. WASHING MACHINE SUPER ASIA	EACH	HYD	9800.00	9800.00	9000.00	0.00	8.89
		LAH	9500.00	9500.00	9000.00	0.00	5.56
		FAS	9800.00	9800.00	9000.00	0.00	8.89
		KAR	10000.00	10000.00	7900.00	0.00	26.58
		HYD	7800.00	7800.00	7500.00	0.00	4.00
4481401. SEWING MACHINE SINGER B.B. H.O	EACH	LAH	7200.00	7200.00	6400.00	0.00	12.50
		KAR	6500.00	6500.00	6500.00	0.00	0.00
4481402. SINGER ZIG ZAG MACHINE	EACH	LAH	16500.00	16500.00	16500.00	0.00	0.00
		KAR	12800.00	12800.00	12800.00	0.00	0.00
4481403. SEWING MACHINE SALIKA	EACH	LAH	6000.00	6000.00	4500.00	0.00	33.33
		KAR	6200.00	6200.00	6200.00	0.00	0.00
4481501. CEILING FAN MILLAT 48"	EACH	LAH	2637.50	2637.50	2600.00	0.00	1.44
		KAR	3200.00	3200.00	3150.00	0.00	1.59
4481502. CEILING FAN PAK 48"	EACH	LAH	2525.00	2525.00	2500.00	0.00	1.00
		GUJ	2400.00	2400.00	2400.00	0.00	0.00
		KAR	3700.00	3700.00	3480.00	0.00	6.32
4481503. CEILING FAN NATIONAL 56"	EACH	LAH	2525.00	2525.00	2500.00	0.00	1.00
		GUJ	2150.00	2150.00	2150.00	0.00	0.00
		GJT	2300.00	2300.00	2300.00	0.00	0.00
		KAR	2550.00	2550.00	2550.00	0.00	0.00
		HYD	2500.00	2500.00	2500.00	0.00	0.00
4481504. CEILING FAN YOUNIS 56"	EACH	LAH	2637.50	2637.50	2600.00	0.00	1.44
		FAS	3200.00	3200.00	2800.00	0.00	14.29
		GUJ	2350.00	2350.00	2350.00	0.00	0.00
		KAR	3540.00	3540.00	3540.00	0.00	0.00
		PSH	2650.00	2650.00	2550.00	0.00	3.92
		QTA	3200.00	3200.00	2750.00	0.00	16.36
4481505. PADESTAL FAN MILLAT 20"	EACH	KAR	3600.00	3600.00	3600.00	0.00	0.00
4481506. PADESTAL FAN PAK 20"	EACH	LAH	4000.00	4000.00	3800.00	0.00	5.26
		GJT	3800.00	3800.00	3800.00	0.00	0.00
		KAR	5850.00	5850.00	5850.00	0.00	0.00
		PSH	4300.00	4300.00	3800.00	0.00	13.16
4481507. EXHAUST FAN CLIMAX 12"	EACH	LAH	1900.00	1900.00	1800.00	0.00	5.56
		GUJ	1900.00	1900.00	1900.00	0.00	0.00
4481508. EXHAUST FAN MILLAT 12"	EACH	KAR	1800.00	1800.00	1800.00	0.00	0.00
4481509. EXHAUST FAN PAK. NATIONAL 12"	EACH	LAH	1650.00	1650.00	1650.00	0.00	0.00
		GUJ	1350.00	1350.00	1350.00	0.00	0.00
		GJT	1800.00	1800.00	1800.00	0.00	0.00
		KAR	1700.00	1700.00	1700.00	0.00	0.00
4481601. IRON NATIONAL PAK AUTOMATIC	EACH	LAH	1000.00	1000.00	700.00	0.00	42.86
		GUJ	850.00	850.00	850.00	0.00	0.00
		KAR	525.00	525.00	525.00	0.00	0.00
		PSH	1000.00	1000.00	800.00	0.00	25.00
4481602. IRON PHILIPS HD 1120/R	EACH	LAH	2300.00	2300.00	1500.00	0.00	53.33
		GUJ	2080.00	2080.00	2080.00	0.00	0.00
		KAR	1360.00	1360.00	1360.00	0.00	0.00

Contd.

7.10 Intercity Wholesale Prices of Selected Commodities

Group/Commodity/Item Specification	Unit	City	Prices (Rs.)			% Change in Dec., 2018 Over	
			Dec., 2018	Nov., 2018	Dec., 2017	Nov., 2018	Dec., 2017
107. Electric Wires							
4634001. FLEXIBLE WIRE 2999-14 0076	90 MTR.	LAH	775.00	775.00	775.00	0.00	0.00
		MUL	1100.00	1100.00	1100.00	0.00	0.00
		KAR	1070.00	1070.00	1070.00	0.00	0.00
		PSH	900.00	900.00	850.00	0.00	5.88
		QTA	505.00	505.00	505.00	0.00	0.00
4634002. PVC WIRE SINGLE CORE	90 MTR.	LAH	925.00	925.00	925.00	0.00	0.00
		MUL	1280.00	1280.00	1280.00	0.00	0.00
		KAR	1070.00	1070.00	1070.00	0.00	0.00
		PSH	950.00	950.00	900.00	0.00	5.56
		QTA	600.00	600.00	600.00	0.00	0.00
108. Lighting Equipments							
4653101. PHILIPS TL. LAMP 40 W.	EACH	GUJ	92.00	92.00	92.00	0.00	0.00
		GJT	104.00	104.00	92.00	0.00	13.04
		KAR	105.00	105.00	105.00	0.00	0.00
		PSH	97.50	97.50	97.50	0.00	0.00
		QTA	90.00	90.00	90.00	0.00	0.00
4653102. PHILIPS ELECTRIC BULB 100W(GLS)	100 BUL	LAH	3000.00	3000.00	2500.00	0.00	20.00
		RAW	3350.00	3250.00	3250.00	3.08	3.08
		KAR	2800.00	2800.00	2800.00	0.00	0.00
		PSH	2700.00	2700.00	2700.00	0.00	0.00
4653103. PHILIPS ENERGY SAVER 14 W (GLS)	EACH	LAH	145.00	145.00	145.00	0.00	0.00
		RAW	139.00	139.00	139.00	0.00	0.00
		KAR	155.00	155.00	155.00	0.00	0.00
		PSH	170.00	170.00	170.00	0.00	0.00
		QTA	172.00	172.00	172.00	0.00	0.00
109. Radio & Television							
4731201. RADIO 3-5 BAND (CHINA BRAND)	EACH	LAH	175.00	175.00	175.00	0.00	0.00
		RAW	287.50	287.50	287.50	0.00	0.00
		KAR	425.00	425.00	425.00	0.00	0.00
4731301. PHILIPS COLOUR TV. 14"	EACH	LAH	8150.00	8150.00	8150.00	0.00	0.00
		RAW	8250.00	8250.00	8250.00	0.00	0.00
		KAR	8400.00	8400.00	8400.00	0.00	0.00
4731302. L.G.COLOUR TV. 14"	EACH	LAH	8100.00	8100.00	8100.00	0.00	0.00
		RAW	7900.00	7900.00	7900.00	0.00	0.00
		KAR	8150.00	8150.00	8150.00	0.00	0.00
4731303. SONY COLOUR TV 14"	EACH	LAH	13000.00	13000.00	13000.00	0.00	0.00
		RAW	10250.00	10250.00	10250.00	0.00	0.00
		KAR	8000.00	8000.00	8000.00	0.00	0.00
4731304. PANASONIC COLOUR TV 14"	EACH	RAW	9250.00	9250.00	9250.00	0.00	0.00
		KAR	7750.00	7750.00	7750.00	0.00	0.00
4731305. PHILIPS COLOUR TV. 20"	EACH	LAH	11000.00	11000.00	11000.00	0.00	0.00
		RAW	13900.00	13900.00	13900.00	0.00	0.00
		KAR	12750.00	12750.00	12750.00	0.00	0.00
4731306. L.G.COLOUR TV. 20"	EACH	LAH	13400.00	13400.00	13400.00	0.00	0.00
		RAW	12250.00	12250.00	12250.00	0.00	0.00
		KAR	13000.00	13000.00	13000.00	0.00	0.00
4731307. L.G. COLOUR TV. 21"	EACH	LAH	14700.00	14700.00	14700.00	0.00	0.00
		RAW	12250.00	12250.00	12250.00	0.00	0.00
		KAR	16100.00	16100.00	16100.00	0.00	0.00
4731308. SONY COLOUR TV 20"	EACH	LAH	18800.00	18800.00	18800.00	0.00	0.00
		RAW	17100.00	17100.00	17100.00	0.00	0.00
		KAR	17200.00	17200.00	17200.00	0.00	0.00
110. Motor Vehicles							
4911301. CAR SUZUKI MEHRAN 800CC SB308R VX	EACH	KAR	769000.00	769000.00	679000.00	0.00	13.25
4911302. SUZUKI CULTUS 1000CC SF410 VXR M PE	EACH	KAR	1380000.00	1380000.00	1124000.00	0.00	22.78
4911303. SUZUKI RAVI 800 CC PICKUP(ST 308R)	EACH	KAR	756000.00	756000.00	672000.00	0.00	12.50
4911304. CAR TOYOTA 1300 CC XLI	EACH	KAR	1994000.00	1994000.00	1729000.00	0.00	15.33
4911305. CAR HONDA CIVIC 1800CC(iVTEC MANUAL)	EACH	LAH	2699000.00	2699000.00	2039000.00	0.00	32.37

Contd.

7.10 Intercity Wholesale Prices of Selected Commodities

Group/Commodity/Item Specification	Unit	City	Prices (Rs.)			% Change in Dec., 2018 Over	
			Dec., 2018	Nov., 2018	Dec., 2017	Nov., 2018	Dec., 2017
4911306. ISUZU BUS CHASIS MT 112 K	EACH	KAR	3325000.00	3325000.00	3325000.00	0.00	0.00
4911401. ISUZU TRUCK CHASIS FTR 12 K	EACH	KAR	3850000.00	3850000.00	3850000.00	0.00	0.00
111. Motorcycles							
4991201. MOTOR CYCLE YB-100ROYAL YAMAHA	EACH	KAR	75375.00	75375.00	75375.00	0.00	0.00
4991202. MOTOR CYCLE CD-70 HONDA	EACH	KAR	69500.00	64900.00	63500.00	7.09	9.45
4991203. MOTOR CYCLE PAK HERO 70 CC.	EACH	LAH	49000.00	43000.00	42000.00	13.95	16.67
		MUL	42000.00	42000.00	42000.00	0.00	0.00
		KAR	47000.00	46000.00	46000.00	2.17	2.17
4991204. MOTOR CYCLE SUPER ASIA 70 CC.	EACH	LAH	49500.00	43500.00	42500.00	13.79	16.47
		MUL	45000.00	45000.00	45000.00	0.00	0.00
		KAR	42500.00	42500.00	42500.00	0.00	0.00
		HYD	43000.00	43000.00	43000.00	0.00	0.00
4991205. MOTOR CYCLE SUZUKI STD 110CC.	EACH	KAR	93400.00	93400.00	71300.00	0.00	31.00
112. Bicycles							
4992101. BICYCLE PECO FOR GENTS POPULAR	EACH	LAH	5000.00	5000.00	5000.00	0.00	0.00
4992102. BICYCLE PECO FOR BMX SHAHEEN	EACH	LAH	3500.00	3500.00	3500.00	0.00	0.00
4992103. BICYCLE SOHRAB SUPER	EACH	LAH	7500.00	7500.00	6450.00	0.00	16.28
		KAR	6900.00	6900.00	6900.00	0.00	0.00
4992104. BICYCLE SOHRAB VIP STUDENT	EACH	LAH	7400.00	7400.00	6300.00	0.00	17.46
		KAR	5900.00	5900.00	5900.00	0.00	0.00

7.11 Intercity Consumer Prices December, 2018

Description	Unit	Rawalpindi	Islamabad	Attock	Jehlum	Lahore	Sahiwal	Gujranwala
WHEAT	10 KG.	332.50	332.50	327.50	355.00	347.50	343.75	362.50
WHEAT FLOUR FINE/SUPERIOR.	KG.	55.58	56.81	43.00	48.00	50.00	42.00	40.00
WHEAT FLOUR AVG. QLTY	KG.	38.88	39.25	38.25	38.25	40.00	37.00	38.00
WHEAT FLOUR BAG	10 KG.	388.75	392.50	382.50	382.50	392.50	370.00	380.00
MAIDA	KG.	55.58	58.38	49.00	60.00	58.00	50.00	50.00
SUJI	KG.	59.33	61.13	49.00	60.00	60.00	50.00	50.00
BESAN AV. QLTY.	KG.	125.83	134.38	125.00	125.00	124.17	112.50	120.00
RICE BASMATI SUP. QLTY.	KG.	165.83	170.00	165.00	150.00	137.50	145.00	130.00
RICE BASMATI 385/386	KG.	137.08	145.00	95.00	112.50	100.00	77.50	80.00
RICE BASMATI BROKEN AV.QLTY	KG.	89.17	96.88	87.50	85.00	69.17	80.00	70.00
RICE IRRI-6 (SINDH/PUNJAB)	KG.	57.50	60.00	65.00	75.00	53.00	55.00	60.00
VERMICELLI	KG.	104.17	103.13	92.50	100.00	101.67	80.00	90.00
BREAD PLAIN MEDIUM SIZE	EACH	45.00	45.00	50.00	47.50	45.00	45.00	45.00
RUSK (PAPAY)	KG.	285.00	300.00	200.00	255.00	232.50	235.00	160.00
BISCUITS-PACKED	PKT	40.00	40.00	40.00	40.00	40.00	40.00	35.00
BISCUIT-BAKERY (LOOSE)	250 GM	115.83	131.88	77.50	115.00	102.50	117.50	110.00
CORNFLAKS FAUJI 225 GM.	PKT	189.00	189.00	180.00	189.00	193.50	193.50	216.00
SAMOSA (VEGATABLE)	EACH	16.25	17.88	15.00	12.75	20.00	15.00	15.00
PASTRY AV.QLTY.	EACH	39.17	39.38	37.50	42.50	32.50	32.50	35.00
PATTIES (VEGATABLES)	EACH	28.96	31.25	21.00	30.00	32.08	30.00	20.00
NIMCO	250 GM	82.50	90.63	67.50	70.00	69.17	92.50	50.00
CHIPS	250 GM	93.33	95.00	67.50	82.50	76.67	90.00	65.00
BEEF WITH BONE AV.QLTY.	KG	437.08	445.00	347.50	381.25	382.50	300.00	375.00
MUTTON AV.QLTY.	KG	908.33	920.63	862.50	856.25	870.83	650.00	800.00
CHICKEN FARM BROILER (LIVE)	KG	156.67	167.81	170.00	158.00	170.00	150.00	166.00
FISH-RAHU MEDIUM SIZE	KG	284.17	336.25	245.00	310.00	316.67	245.00	312.50
MILK FRESH (UNBOILED)	LTR.	100.83	102.50	82.50	85.00	77.33	70.00	80.00
CURD	KG.	112.50	116.25	87.50	85.00	90.00	80.00	100.00
MILK TETRA PACK 1/2 LTR.	PKT.	70.00	70.00	70.00	70.00	70.00	65.00	65.00
LACTOGEN 400 GRAMS	PKT.	500.00	500.00	500.00	500.00	500.00	500.00	460.00
POWDER MILK NIDO 400GM.	PKT	410.26	410.26	410.26	410.26	410.00	410.25	410.26
MILK POWDER LOOSE/PACKED	KG.	568.33	600.00	555.00	500.00	506.67	500.00	400.00
BUTTER LOCAL PACKED	50 GM.	28.00	28.00	28.00	65.00	35.00	35.00	35.00
EGGS FARM	DOZ	111.25	118.13	120.00	116.00	113.00	120.00	120.00
MUSTARD OIL AV.QLTY.	KG.	225.00	240.00	245.00	210.00	184.17	162.50	170.00
COOKING OIL (DALDA)	2.5LTR	520.00	520.00	520.00	520.00	495.00	505.00	520.00
COOKING OIL (PAKWAN) OTHER BRAND SPECIFY	2.5 LTR	415.00	422.50	435.00	455.00	473.00	433.33	420.00
VEGETABLE GHEE TIN	2.5KG.	495.00	495.00	495.00	495.00	490.00	495.00	495.00
VEGETABLE GHEE (LOOSE)	KG.	155.63	159.06	154.00	162.50	155.00	193.50	155.00
DATES AV.QLTY.	KG.	224.17	230.63	210.00	210.00	198.33	200.00	165.00
PISTACHIO AV.QLTY.	50 GM.	156.25	153.13	135.00	155.00	148.33	152.50	140.00
ALMONDS WHOLE AV.QLTY.	KG.	900.00	962.50	775.00	675.00	916.67	675.00	575.00
COCONUT DRY AV.QLTY.	KG.	482.50	516.25	370.00	475.00	487.50	400.00	360.00
RAISINS AV.QLTY.	50 GM.	30.79	31.25	25.50	22.50	30.83	24.25	25.00
GROUNDNUTS (WITH SHELL)	KG.	255.00	284.38	210.00	290.00	308.33	225.00	280.00
MALTA/MOSAMBI	DOZ	140.42	164.38	150.00	145.00	128.33	120.00	110.00
KINNU	DOZ	120.83	145.00	85.00	105.00	108.33	150.00	75.00
APPLE	KG	122.50	150.00	125.00	115.00	148.33	125.00	135.00
ALOO BUKHARA	KG	0.00	0.00	0.00	0.00	0.00	0.00	0.00
POMEGRANATE (ANNAR)	KG	179.17	236.25	175.00	190.00	368.33	165.00	137.50
GRAPES	KG	0.00	0.00	0.00	0.00	0.00	0.00	0.00
BANANAS	DOZ	90.00	120.63	80.00	65.00	61.67	55.00	55.00
MANGO KALMI	KG	0.00	0.00	0.00	0.00	0.00	0.00	0.00
GUAVA	KG	97.92	111.25	72.50	75.00	88.33	55.00	80.00
WATERMELON (TURBOOZ)	KG	0.00	0.00	0.00	0.00	0.00	0.00	0.00
MUSKMELON (KHARBOOZA)	KG	0.00	0.00	0.00	0.00	0.00	0.00	0.00
SWEETMELON (GARMA)	KG	0.00	0.00	0.00	0.00	0.00	0.00	0.00
PULSE MASOOR (WHOLE)	KG.	111.67	128.75	97.50	115.00	135.83	92.50	120.00
PULSE MASOOR (WASHED)	KG.	120.00	131.25	95.00	125.00	134.17	95.00	150.00
PULSE MOONG (WASHED)	KG.	121.42	131.88	112.50	135.00	124.17	107.50	120.00
PULSE MASH (WASHED)	KG.	156.25	165.63	145.00	170.00	157.50	145.00	150.00
PULSE GRAM	KG.	133.00	137.50	131.00	125.00	119.17	112.50	115.00

Contd.

7.11 Intercity Consumer Prices December, 2018

Description	Unit	Rawalpindi	Islamabad	Attock	Jehlum	Lahore	Sahiwal	Gujranwala
GRAM WHOLE BLACK AV QLTY.	KG.	120.42	134.38	122.50	122.50	112.92	105.00	110.00
GRAM WHOLE YELLOW AV.QLTY	KG.	154.17	173.75	155.00	175.00	164.17	155.00	150.00
BEANS (LAL LOBIA)	KG.	181.67	185.63	165.00	190.00	160.83	160.00	150.00
POTATOES	KG	33.75	37.50	22.50	27.50	22.08	20.00	25.00
ONION	KG	34.58	41.88	25.00	30.00	26.67	21.00	30.00
TURNIP	KG	35.00	40.00	20.00	22.50	20.83	20.00	20.00
RADISH	KG	27.92	36.25	20.00	22.50	18.33	13.50	15.00
TOMATOES	KG	37.92	46.25	25.00	37.50	33.33	40.00	40.00
CABBAGE	KG	37.50	43.75	40.00	35.00	51.67	22.50	30.00
CAULIFLOWER	KG	39.17	50.00	30.00	35.00	29.17	22.50	30.00
BRINJAL	KG	46.67	55.00	25.00	35.00	34.17	40.00	40.00
PUMPKIN	KG	57.50	71.25	62.50	45.00	39.17	100.00	35.00
BOTTLEGOURD	KG	60.83	66.25	35.00	35.00	43.33	22.50	40.00
LADY FINGER	KG	136.67	137.50	145.00	95.00	128.33	45.00	190.00
PEAS	KG	43.33	65.00	25.00	35.00	39.17	42.50	32.50
SPINACH	KG	21.67	25.00	17.50	22.50	23.33	13.50	20.00
TINDA	KG	0.00	0.00	0.00	0.00	0.00	0.00	0.00
TURAI	KG	0.00	0.00	0.00	0.00	0.00	0.00	0.00
KARAILA	KG	0.00	0.00	0.00	0.00	0.00	0.00	0.00
ARVI	KG	0.00	0.00	0.00	0.00	0.00	0.00	0.00
CHILLIES GREEN	KG	85.83	92.50	60.00	85.00	78.33	50.00	60.00
CARROT	KG	40.83	51.25	25.00	45.00	29.17	20.00	30.00
COCUMBER (KHEERA)	KG	43.33	52.50	40.00	45.00	38.33	27.50	40.00
LEMON	250GM	75.00	92.50	27.50	55.00	29.17	17.50	20.00
SUGAR REFINED	KG.	58.00	61.00	56.50	59.00	55.67	55.00	56.00
GUR AV.QLTY	KG.	93.33	105.63	87.50	95.00	84.17	82.50	75.00
HONEY LANGANESE 500 GM.	BOTTLE	1201.67	1232.50	1112.50	1162.50	950.00	1220.00	840.00
MILO 200 GM.	BOTTLE	265.00	265.00	245.00	265.00	230.00	275.00	243.33
CUSTARD POWDER RAFHAN 300 GM.	PKT	85.00	85.00	85.00	85.00	85.00	80.00	80.00
TOFFEE (HILAL)	EACH	2.00	2.00	2.00	2.00	2.00	1.50	1.00
CHOWKELATE CANDY (SMALL SIZE)	EACH	5.00	5.00	5.00	5.00	5.00	5.00	5.00
SWEETMEAT (MIXED)	KG	423.33	457.50	350.00	410.00	437.50	427.50	360.00
ICE CREAM WALLS	CUP.	45.00	45.00	50.00	45.00	45.00	50.00	45.00
ICE	KG	20.00	20.00	15.00	20.00	17.50	10.00	10.00
JAM AHMED/MITCHELLES	BOTTLE	160.00	160.00	160.00	160.00	140.00	155.00	140.00
SQUASH-MITCHELLES	BOTTLE	185.00	185.00	185.00	185.00	185.00	180.00	175.00
ROOH AFZA	BOTTLE	190.00	190.00	190.00	190.00	190.00	190.00	190.00
JAM-E-SHIREEN	BOTTLE	200.00	200.00	200.00	200.00	200.00	200.00	200.00
SAUNF	50 GM	23.67	23.88	21.00	22.50	20.00	16.50	20.00
CINAMON LOOSE AV. QLTY	50 GM.	29.00	27.75	29.00	37.50	27.50	27.50	25.00
CUMINSEED WHITE NATIONAL	50 GM.	70.00	70.00	70.00	70.00	70.00	70.00	70.00
PEPPER BLACK NATIONAL	50 GM.	110.00	110.00	110.00	110.00	110.00	110.00	110.00
CLOVES LOOSE AV.QLTY	50 GM.	81.25	83.75	85.00	105.00	94.17	95.00	120.00
CARDAMOM LARGE LOOSE AV.QLTY	50 GM.	135.83	146.25	152.50	145.00	118.33	127.50	100.00
CARDAMOM SMALL AV.QLTY	50 GM.	170.00	171.25	165.00	155.00	131.67	135.00	130.00
SALT-POWDERED (LAHORI) LOOSE	KG.	12.00	12.00	11.00	15.00	20.00	10.00	15.00
SALT POWDERED (NATIONAL/SHAN)	PKT	30.00	30.00	30.00	30.00	30.00	30.00	30.00
CHILLIES POWD.NATIONAL 200GM	PKT	150.00	150.00	152.50	150.00	150.00	150.00	120.00
CHILLIES POWDER LOOS	KG.	371.67	397.50	370.00	390.00	328.33	285.00	320.00
CORRIANDER SEED POWD.NATIONAL	PKT	104.00	104.00	104.00	115.00	104.00	104.00	105.00
CORRIANDER SEED (LOOSE)	KG.	281.67	282.50	255.00	275.00	230.00	195.00	165.00
TURMERIC POWD.NATIONAL 50GM	PKT.	40.00	40.00	40.00	40.00	40.00	35.00	35.00
CURRY POWD. NATIONAL 200 GM	PKT.	87.00	87.00	87.00	87.00	88.00	87.00	87.00
TOMATO KETCHUP AHMED/MITCHL	BOTTLE	125.00	125.00	125.00	125.00	95.00	100.00	100.00
PICKLES AHMED/MITCHELLES	BOTTLE	130.00	130.00	130.00	120.00	120.00	120.00	120.00
VINEGAR SYNTHETIC (SIRKA)	BOTTLE	120.00	120.00	95.00	120.00	90.00	90.00	100.00
GARLIC	KG	136.25	168.75	125.00	145.00	116.67	122.50	105.00
GINGER	KG	257.50	290.00	200.00	285.00	238.33	165.00	200.00
TAPAL DANEDAR TEA 200GM PACKET	PKT	200.00	200.00	200.00	200.00	200.00	200.00	200.00
TEA LIPTON YELLOW LABEL 200GM.	PKT.	221.05	221.05	221.05	221.05	222.00	221.05	221.05
TEA LOOSE KENYA AV.QLTY 250GM.	PKT.	195.00	196.25	210.00	185.00	166.67	182.50	160.00
COFFEE-NESCAFE 75 GM. **	BOTTLE	400.00	400.00	375.00	455.00	370.00	350.00	380.00

Contd.

7.11 Intercity Consumer Prices December, 2018

Description	Unit	Rawalpindi	Islamabad	Attock	Jehlum	Lahore	Sahiwal	Gujranwala
COLD DRINK (STANDARD SIZ)	BOTTLE	30.00	30.00	30.00	25.00	20.00	25.00	25.00
FRUIT JUICE TETRA PACK	PKT.	20.00	20.00	17.50	17.50	20.00	20.00	20.00
MINERAL WATER NESTLE 1.5 LTR	BOTTLE	57.50	57.50	55.00	57.50	53.00	54.00	55.00
CIGARETTES K-2 10'S **	PKT	60.00	60.00	60.00	60.00	60.00	60.00	60.00
CIGARETTES CAPSTAN 10'S **	PKT	60.00	60.00	60.00	60.00	60.00	60.00	60.00
CIGARETTES GOLD LEAF 20'S	PKT	150.00	150.00	150.00	150.00	150.00	150.00	150.00
CIGARETTES MORVEN GOLD 20'S	PKT	60.00	60.00	60.00	60.00	60.00	60.00	60.00
BETEL LEAVES	50GM.	172.08	173.75	155.00	120.00	101.67	110.00	105.00
BETEL NUTS	KG.	2441.67	2300.00	1700.00	1300.00	750.00	800.00	900.00
LONG CLOTH 57" GUL AHMED/AL-KARAM	METER	215.00	225.00	215.00	290.00	285.00	337.50	172.50
SHIRTING AV.QLTY.	METER	220.00	225.63	215.00	255.00	165.00	312.50	185.00
PANT CLOTH W & WEAR AV.QLTY	METER	547.08	530.00	530.00	485.00	391.67	636.25	345.00
LAWN PRINTED GUL AHMED/AL-KARAM	METER	270.00	287.50	267.50	305.00	306.67	415.00	222.50
GEORGETTE AV.QLTY	METER	162.92	165.00	412.50	155.00	145.71	150.00	160.00
LINEN AV.QLTY ***	METER	173.33	182.50	175.00	175.00	174.17	250.00	115.00
HEAVY WT SUITING LAWERNCPUR AVG QLTY	METER	1991.67	2025.00	1975.00	1975.00	1583.33	1425.00	1050.00
HEAVY WT SUITING LAWERNCPUR SUP QLTY	METER	2533.33	2525.00	2550.00	2550.00	2450.00	1625.00	2350.00
TROPICAL SUITING LAW.PUR	METER	1850.00	1850.00	1850.00	1850.00	1550.00	1325.00	925.00
PANT BOY 24"/26" LENGTH.	EACH	598.33	637.50	612.50	675.00	387.50	897.50	712.50
SHIRT BOY 24"/26" LENGTH	EACH	435.42	446.88	490.00	525.00	363.33	862.50	462.50
SCHOOL UNI. PANT,SHIRT BOYS	SUIT	642.08	686.88	575.00	570.00	729.17	775.00	975.00
SCHOOL UNI. KAMEEZ,SHAL.BOYS	SUIT	611.67	667.50	565.00	505.00	574.64	575.00	925.00
SCHOOL UNI. KAMEEZ,SHAL.GIRL	SUIT	589.17	633.75	525.00	475.00	612.50	525.00	925.00
FROCK W/WEAR GIRLS	EACH	2425.00	2487.50	2450.00	1325.00	1150.00	1450.00	950.00
AWAMI-SUIT W & W(BOY) 24"/26	SUIT	2087.50	2137.50	2050.00	1650.00	1083.33	1740.00	1125.00
AWAMI-SUIT W&W (GENTS)AV.QLTY	SUIT	2012.50	2093.75	2100.00	2050.00	1178.57	1987.50	1125.00
PULLOVER GENTS OXFORD/BON.	EACH	3650.00	3650.00	3650.00	3625.00	3290.00	3780.00	3000.00
PULLOVER LADIES OXFORD/BON.	EACH	3650.00	3650.00	3650.00	3625.00	3470.00	3380.00	2950.00
PULLOVER (GENTS) OTHERS A.QTY	EACH	1375.00	1400.00	1275.00	1162.50	1050.00	1150.00	550.00
SECOND-HAND COAT FOR MEN	EACH	722.50	500.00	525.00	525.00	733.33	350.00	600.00
SECONDHAND SWEETER FOR MEN DUP QLTY	EACH	450.00	0.00	375.00	225.00	591.67	275.00	600.00
SECONDHAND WINTER JACKET	EACH	766.67	0.00	625.00	575.00	733.33	387.50	650.00
UNDERWEAR AV.QLTY MEDIUM SIZE	EACH	248.75	252.50	210.00	182.50	181.67	187.50	125.00
VEST FOR MEN AV.QLTY.	EACH	260.00	260.00	190.00	182.50	166.67	190.00	125.00
VEST/SHAMEEZ (WOMEN) AVG. QLTY	EACH	235.00	233.75	230.00	165.00	229.17	190.00	142.50
SOCKS NYLON (PAKISTANI)	PAIR	130.00	140.00	90.00	87.50	115.00	102.50	110.00
BRASSIER AV.QLTY.	EACH	276.67	290.00	245.00	145.00	188.33	228.75	165.00
BRASSIER SUP QLTY	EACH	804.17	862.50	725.00	345.00	1066.67	500.00	380.00
DOPATTA GEORGETTE AV.QLTY.	EACH	367.50	381.88	362.50	325.00	316.67	315.00	287.50
DOPATTA COTTON AV GLTY	EACH	366.67	381.88	362.50	237.50	208.33	225.00	195.00
CHADDAR (W/WEAR) (2x2.5 MTR)	EACH	550.00	562.50	525.00	475.00	420.83	375.00	387.50
LUNG/IDHOTI(COTTON) AVG. QLTY	EACH	506.67	528.13	512.50	240.00	251.67	375.00	212.50
HANDKERCHIEF AVG. QLTY PAK	EACH	44.17	47.50	42.50	35.00	32.50	50.00	50.00
HANDKERCHIEF SUP. QLTY PAK	EACH	66.67	74.38	60.00	55.00	55.00	90.00	75.00
GLOVES AV QLTY	PAIR	155.00	162.50	155.00	155.00	101.67	220.00	105.00
AZARBAND COTTON AVG. QLTY	EACH	22.50	22.50	17.50	25.00	22.50	20.00	25.00
SEWING THREAD/REEL(ASLI PARI)	EACH	9.00	9.00	7.50	10.00	7.00	8.00	6.00
WASHING CHARGES PAINT & SHIRT	SUIT	94.58	105.00	110.00	175.00	101.67	165.00	170.00
DRY CLEANING SUIT COAT PANT	SUIT	612.50	700.00	335.00	475.00	450.00	550.00	475.00
WASHING CH. (KAMIZ-SHALWAR)	PAIR	92.92	94.38	75.00	105.00	71.67	90.00	125.00
TAILORING SHIRT	EACH	550.00	800.00	475.00	675.00	608.33	500.00	500.00
TAILORING CHARGES PANT (MEN)	EACH	1016.67	1237.50	750.00	1100.00	808.33	925.00	600.00
TAILORING COAT-PANT SUIT	SUIT	3916.67	6187.50	4100.00	4250.00	5083.33	5000.00	3250.00
TAILORING AWAMI-SUIT (MALE)	SUIT	808.33	962.50	637.50	800.00	741.67	775.00	600.00
TAILORING SUIT FEMALE	SUIT	729.17	934.38	575.00	662.50	691.67	650.00	500.00
GENTS SHOES PAUL BATA	PAIR	1199.00	1199.00	1199.00	1199.00	1299.00	1199.00	1199.00
GENTS SANDAL BATA	PAIR	699.00	699.00	699.00	699.00	699.00	699.00	699.00
GENTS SPOUNG CHAPPAL BATA	PAIR	199.00	199.00	199.00	199.00	199.00	199.00	199.00
LADIES SANDAL BATA	PAIR	599.00	599.00	599.00	599.00	599.00	599.00	599.00
LADIES SPOUNG CHAPPAL BATA	PAIR	199.00	199.00	199.00	199.00	199.00	199.00	199.00
CHILD SHOE POWER LITE BATA	PAIR	699.00	699.00	699.00	699.00	699.00	699.00	699.00
GENTS SHOE, ART 1109 SERVICE	PAIR	999.00	999.00	999.00	999.00	999.00	999.00	999.00

Contd.

7.11 Intercity Consumer Prices December, 2018

Description	Unit	Rawalpindi	Islamabad	Attock	Jhelum	Lahore	Sahiwal	Gujranwala
NYLON JOGGER 27 SIZE 2-5 ***	PAIR	1399.00	1399.00	1399.00	1399.00	1399.00	1399.00	1399.00
CHINA FOOT WEAR AV. QLTY (MALE) *	PAIR	1116.67	1175.00	1125.00	1075.00	841.67	625.00	500.00
CHINA FOOT WEAR AV. QLTY (FEMALE) *	PAIR	1033.33	1137.50	1025.00	925.00	733.33	550.00	450.00
CHINA FOOT WEAR AV. QLTY (CHILDREN) *	PAIR	933.33	950.00	825.00	925.00	529.17	437.50	400.00
SHOE REPAIR HALF SOLE	PAIR	146.25	152.50	145.00	135.00	106.67	100.00	120.00
SHOES POLISH CHARGES AVERAGE SHOP	PAIR	27.50	28.75	27.50	25.00	20.00	30.00	20.00
HOUSE RENT (combined)	MONTH	16789.00	53665.00	4505.00	7228.00	13814.00	9059.00	6413.00
rent 2	pm	16789.00	53665.00	4505.00	7228.00	13814.00	9059.00	6413.00
RENT3	PM	16789.00	53665.00	4505.00	7228.00	13814.00	9059.00	6413.00
RENT4	PM	16789.00	53665.00	4505.00	7228.00	13814.00	9059.00	6413.00
RENT5	PM	16789.00	53665.00	4505.00	7228.00	13814.00	9059.00	6413.00
RENT6	PM	16789.00	53665.00	4505.00	7228.00	13814.00	9059.00	6413.00
SYNTHETIC ENEMAL ROBIALAC BALTI 3.64 LTR.	EACH	2131.67	2175.00	2075.00	2175.00	2450.00	2193.00	1700.00
SYNTHETIC ENEMAL ICI BALTI 3.64 LTR.	EACH	2195.83	2237.50	2275.00	2200.00	2450.00	2700.00	2138.00
CEMENT (LOCAL) SPECIFY BRAND NAME	BAG	610.00	620.00	595.00	600.00	615.00	600.00	610.00
BRICKS (NEW) IST CLASS	P/1000	12250.00	12500.00	9450.00	9250.00	11000.00	8750.00	10500.00
CEMENT BLOCKS (6"x8"x12")	P/100	4200.00	0.00	2725.00	0.00	0.00	0.00	0.00
BAJREE	100CFT	5229.17	5250.00	4900.00	4100.00	7200.00	5650.00	6000.00
SAND (BLACK PIT SAND)	K100CFT	3050.00	3050.00	1975.00	2295.00	3050.00	2950.00	2500.00
TIMBER SHESHAM LOG IST QUALITY	cubmt.	89269.50	89166.13	89169.50	86521.00	123601.50	88275.00	50323.50
IRON BAR (M.S. BAR) 1/2"	P/TON	96000.00	96000.00	90250.00	94250.00	97500.00	95000.00	97000.00
CARPANTER WAGE RATE	P/DAY	1300.00	1300.00	1050.00	1100.00	1100.00	1000.00	950.00
MASON (RAJ) WAGE RATE	P/DAY	1300.00	1300.00	1050.00	1100.00	1150.00	1000.00	1300.00
UNSKILLED LABOUR WAGE RATE	P/DAY	800.00	825.00	675.00	750.00	850.00	600.00	800.00
PLUMBER WAGE RSTE	P/DAY	1300.00	1300.00	1050.00	1100.00	1050.00	0.00	800.00
ELECTICIAN WAGE RATE PER DAY **	P/DAY	0.00	0.00	0.00	0.00	1025.00	0.00	750.00
ELECTICIAN WAGE RATE PER POINT **	P/PNT	215.00	220.00	190.00	205.00	177.50	190.00	140.00
WATER CHARGES PER HOUSE	P/MONTH	161.50	98.00	120.00	100.00	325.00	60.00	100.00
ELECT.CHARGES UPTO 50 UNITS	P/UNIT	2.00	2.00	2.00	2.00	2.00	2.00	2.00
ELECT.CHARGES 01 - 100 UNIT	P/UNIT	6.18	6.18	6.18	6.18	6.18	6.18	6.18
ELECT.CHARGES 101 - 300 UNIT	P/UNIT	9.54	9.54	9.54	9.54	9.54	9.54	9.54
ELECT.CHARGES 301 - 1000 UNIT	P/UNIT	16.39	16.39	16.39	16.39	16.39	16.39	16.39
ELECT.CHARGES ABOVE 1000 UNIT	P/UNIT	18.39	18.39	18.39	18.39	18.39	18.39	18.39
ELEC	PM	10.50	10.50	10.50	10.50	10.50	10.50	10.50
GAS CHRGR upto 3.3719 MMBUT	MMBTU	145.08	145.08	145.08	145.08	145.08	145.08	145.08
GAS CHRGR 3.3719 - 6.7438 MMBUT	MMBTU	308.88	308.88	308.88	308.88	308.88	308.88	308.88
GAS CHRGR 6.7438 - 10.1157 MMBUT	MMBTU	321.75	321.75	321.75	321.75	321.75	321.75	321.75
GAS CHRGR 10.1157 - 13.4876 MMBUT	MMBTU	1310.40	1310.40	1310.40	1310.40	1310.40	1310.40	1310.40
GAS	PM	1708.20	1708.20	1708.20	1708.20	1708.20	1708.20	1708.20
GAS	PM	758.86	758.86	758.86	758.86	758.86	758.86	758.86
KEROSENE OIL	LTR	135.00	137.50	115.00	120.00	125.00	122.00	123.00
FIREWOOD WHOLE	40 KG.	741.67	785.00	565.00	650.00	816.67	575.00	750.00
CHAIR SHESHAM WOOD WITH ARMS **	EACH	4100.00	4150.00	3550.00	4750.00	5916.67	3250.00	2900.00
CHAIR PLASTIC (CHAIRMAN) AVERAGE QUALITY	EACH	775.00	800.00	775.00	855.00	1450.00	775.00	800.00
TABLE SHESHAM WOOD (4X2X5") ***	EACH	6845.83	6987.50	6350.00	5750.00	15833.33	7450.00	10250.00
SOFASET WOODEN WITH FOAM SEAT **	SET	25666.67	29000.00	23000.00	20250.00	29000.00	24750.00	30000.00
COT IRON (WITH NIWAR)AV.QLTY.	EACH	2941.67	2950.00	2900.00	1900.00	3100.00	2400.00	2350.00
ALMIRAH (STEEL) 6'X3' 20 GUAGE	EACH	12750.00	12625.00	11750.00	10750.00	13000.00	12750.00	9300.00
DINNING TABLE 6 CHAIRS A.QLTY	SET	24625.00	27500.00	23000.00	27500.00	25500.00	32000.00	25000.00
SINGLE BED WITHOUT FOAM MED.	EACH	7150.00	7212.50	7250.00	7250.00	12500.00	14500.00	10000.00
MATRESS SINGLE(4"THICK)	EACH	6400.00	6437.50	6450.00	6050.00	6200.00	7000.00	6600.00
FARSHI DARI 12'X9' AV.QLTY	EACH	2212.50	2293.75	2250.00	1375.00	1600.00	1200.00	925.00
DARI COTTON (6'x2 1/2') AV.QL	EACH	991.67	1006.25	975.00	487.50	525.00	1000.00	450.00
CARPET PLAIN AV. QLTY	SQFT.	31.00	31.00	29.00	37.50	37.50	36.50	40.00
QUILT (LIHAF) 3 KG. COTTON	EACH	1358.33	1393.75	1275.00	1050.00	1500.00	1500.00	1075.00
BLANKET (90" x 54")	EACH	4450.00	4550.00	4100.00	3225.00	5750.00	4250.00	3100.00
BEDSHEET SINGLE BED SUP.QLTY	EACH	614.58	646.88	575.00	487.50	775.00	600.00	525.00
BED SHEET DOUBLE WITH TWO PILLOW COVERS SUP QLTY	SET	1295.83	1375.00	1325.00	1225.00	1283.33	1075.00	1150.00
TOWEL(3'x2') AV. QALTY	EACH	413.75	427.50	390.00	312.50	375.00	450.00	175.00
CEILING FAN 48" SUPER QLTY **	EACH	3550.00	3575.00	3750.00	3225.00	3150.00	3100.00	2800.00
PEDESTAL FAN 22" SUPER QLTY	EACH	3900.00	3900.00	4550.00	4100.00	4800.00	4750.00	4500.00

Contd.

7.11 Intercity Consumer Prices December, 2018

Description	Unit	Rawalpindi	Islamabad	Attock	Jehlum	Lahore	Sahiwal	Gujranwala
REFG. DAWLENCE 10 CFT. D.DOOR	EACH	35750.00	35750.00	35750.00	34300.00	38000.00	35250.00	32000.00
D-FREEZER WAVES 8 CFT.	EACH	36300.00	36275.00	36300.00	36250.00	32000.00	31250.00	32000.00
AIRCONDITIONER 1.5 TON PEL	EACH	41000.00	41000.00	41000.00	42400.00	48000.00	42000.00	48000.00
SPLIT AIR CONDITIONER 1.5 TON (SPECIFY BRAND NAME)	EACH	51750.00	51812.50	51750.00	51890.00	55000.00	55000.00	48000.00
AIRCOOLER SUPER ASIA	EACH	12791.67	12750.00	13750.00	15250.00	17000.00	12000.00	17000.00
WASHING MACHINE SINGER	EACH	18000.00	18000.00	17400.00	18000.00	18000.00	18600.00	18500.00
SEWING MACHINE(SINGER)	EACH	8300.00	8300.00	8300.00	7900.00	8800.00	8600.00	8500.00
GIZER LARGE SIZE 30 GALLON CAPACITY SUP QLTY	EACH	25000.00	25000.00	24750.00	16250.00	22950.00	24900.00	15250.00
GAS BURNER DOUBLE SPFY.BRAND	EACH	2458.33	2662.50	2450.00	2100.00	2083.33	1450.00	1500.00
ELECT. IRON PHILIPS MDL.1120	EACH	2950.00	3025.00	2950.00	2550.00	2800.00	2800.00	2200.00
ELECTRIC JUICER FOR APPLE	EACH	9641.67	9687.50	8700.00	9400.00	13000.00	9250.00	4500.00
S.STEEL DEGHCHI MEDIUM SIZE ***	EACH	922.50	923.75	837.50	677.50	737.50	500.00	1185.00
ALUMINIUM COOKING PAN (DEGCHI) MED SIZE	EACH	820.83	845.63	761.25	677.50	666.67	600.00	900.00
NON STICK COOKING PAN (DEGCHI) SUP. QLTY	EACH	1526.67	1543.75	1325.00	1325.00	1625.00	1275.00	1550.00
FRYING PAN STEEL AVG. QLTY MED. SIZE	EACH	664.17	653.75	615.00	375.00	633.33	525.00	575.00
TAWA IORN (MEDIUM SIZE) AVG. QLTY	EACH	367.08	389.38	365.00	312.50	512.50	550.00	412.50
S.STEEL PLATE A.QLTY.(M.SIZE)	EACH	116.25	115.00	115.00	75.00	82.50	77.50	110.00
TABLE SPOON S.STEEL SUP.QLTY.	DOZEN	510.00	515.00	490.00	475.00	404.17	475.00	575.00
WATER SET JUG+6 GLASSES (OMROC)	SET	455.83	460.00	435.00	475.00	729.17	675.00	400.00
TEA SET PAK. CHINAWARE 21 PCS.	SET	3308.33	3375.00	3100.00	2750.00	1558.33	2600.00	2000.00
DINNER SET PLASTIC 72 PIECES SUPERIOR QLTY	SET	7575.00	7831.25	7500.00	6000.00	7000.00	7100.00	5900.00
HOTPOT SET PLASTIC 3 PCS.	SET	1795.83	1825.00	1775.00	1675.00	1900.00	1250.00	1500.00
BUCKET(BALT) PLASTIC MED.SIZ	EACH	293.33	318.75	255.00	362.50	479.17	275.00	295.00
LOTA PLASTIC (MED SIZE) AVERAGE QUALITY	EACH	74.58	83.13	55.00	65.00	65.00	75.00	50.00
PRESURE COOKER 4 LTR.	EACH	2125.00	2131.25	2125.00	2050.00	1700.00	1200.00	1780.00
WATER COOLER 9/10 LTR.PLASTIC ***	EACH	708.33	725.00	575.00	525.00	675.00	675.00	650.00
THERMOS STARVAC 1 LTR	EACH	665.83	696.88	625.00	587.50	808.33	662.50	650.00
BULB PHILIPS 100-WATTS	EACH	40.00	40.00	40.00	40.00	40.00	42.50	35.00
TUBE LIGHT PHILIPS 40 WATTS	EACH	145.00	145.00	175.00	140.00	120.00	127.50	110.00
ELECTRIC BLUBS "0" WATTE LOCAL	EACH	30.00	30.00	30.00	30.00	30.00	25.00	20.00
ELECTRIC BLUB ENERGY SAVER 14 WATTS	EACH	167.50	167.50	165.00	167.50	170.00	160.00	170.00
WASHING SOAP 250 GMS SPECIFY BRAND NAME	EACH	45.00	45.00	45.00	45.00	41.00	45.00	45.00
SURF EXCEL 400 GMS POLY BAG	EACH	116.00	116.00	116.00	116.00	145.00	116.00	145.00
WASHING POWDER 1000 GRM	EACH	190.00	190.00	190.00	190.00	190.00	180.00	190.00
WASHING POWDER (WHEEL/ BONUS) 100 GRAMS	EACH	125.00	125.00	125.00	125.00	95.00	95.00	95.00
CLEANSER POWDER VIM 1000 GM	PKT.	88.89	88.89	88.89	88.89	90.00	100.00	85.55
FINIS 500 ML	BOTTLE	250.00	250.00	250.00	250.00	287.50	262.50	200.00
PHNYLE TYPHONE/FINIS/CARRANITE 3 LITRES	BOTTLE	180.00	180.00	196.00	180.00	160.00	160.00	165.00
HARPIC	BOTTLE	190.00	190.00	190.00	190.00	190.00	185.00	190.00
BOOT POLISH CHERRY/KIWI 50ML	EACH	166.66	166.66	166.67	166.66	115.00	154.76	136.90
ROBIN BLUE (35 GRAMS)	PKT.	65.00	65.00	65.00	65.00	65.00	60.00	60.00
TISSU PAPER PERFUMED 100 PCS.	PKT	130.00	130.00	130.00	130.00	150.00	125.00	115.00
TOILET PAPER ROLL (R.PETEL)	P/ROLL	50.00	50.00	50.00	50.00	50.00	50.00	40.00
BOOT POLISH LIQUID CHEERY BLOSSOM KIWI 75 ML	BOTTLE	160.00	165.00	160.00	160.00	160.00	160.00	160.00
MATCH BOX SMALL	EACH	2.00	2.00	2.00	2.00	3.00	2.00	2.00
DRY CELL 1.5 VOLT(LOCAL)	EACH	37.50	37.50	30.00	42.50	40.00	40.00	25.00
HAND STITCHING NEEDLE M.SIZE	PACKET	10.00	10.00	7.75	9.00	7.50	10.00	5.00
SEWING MACHINE NEEDLE (SINGER)	EACH	6.50	6.50	9.00	9.00	10.00	9.00	6.00
HOUSEHOLD SERVANT FEMALE P/T	P/MNTH	2058.33	2175.00	1700.00	1750.00	2250.00	1500.00	1550.00
MARRIAGE HALL WITH FURNITURE	P/HEAD	174.17	191.25	155.00	145.00	193.33	150.00	115.00
SEPTRAN TABLETS	10TAB.	19.30	19.30	19.30	19.30	20.10	20.10	20.00
BRUFEN TABS 200-MG.	10TAB.	8.90	8.90	8.91	10.00	12.00	10.00	10.00
PANADOL TAB. EXTRA/PLAIN	10TAB.	12.50	12.50	12.50	12.50	12.00	13.00	12.00
DISPRIN TAB.	10TAB.	13.40	13.40	13.40	13.40	13.00	13.40	12.40
TRISIL TAB.	10 TAB	11.60	11.60	11.60	11.60	11.60	12.00	10.00
FLAGYL TAB. 200 MG.	10TAB.	10.00	10.00	10.00	10.00	10.00	10.00	10.00
VENTOLIN TAB. 2MG.	10TAB.	10.30	10.30	10.30	10.30	12.00	10.00	10.00
DAONIL TAB. 5 MG.	10TAB.	16.94	16.94	16.83	16.94	17.00	16.90	17.00
ENTOX TAB.	10TAB.	15.00	15.00	15.00	15.00	15.00	15.00	15.00
RENITEC TAB. 5 MG.	10TAB.	60.60	60.60	60.60	60.60	62.00	60.00	58.50
CAC. 1000 TAB	BOTTLE	133.00	133.00	133.00	133.08	133.00	133.00	133.08

Contd.

7.11 Intercity Consumer Prices December, 2018

Description	Unit	Rawalpindi	Islamabad	Attock	Jehlum	Lahore	Sahiwal	Gujranwala
AMOXIL CAPSOLE 250 MG.S	10CAP.	36.40	36.40	36.40	36.40	36.40	36.50	35.00
CALCIUM SYRUP SANDOZ	BOTTLE	64.00	64.00	64.00	64.00	64.00	64.00	64.00
LEDERPLEX SYRUP	BOTTLE	52.74	52.74	52.74	52.74	52.00	52.74	52.74
SANCOS SYRUP (50 ML.)	BOTTLE	27.50	27.50	27.50	27.50	30.00	30.00	30.00
PHENERGAN SYRUP 120 ML.	BOTTLE	36.74	36.74	36.74	36.74	36.74	35.00	35.35
CALPOL SYRUP 60 ML.	BOTTLE	29.58	29.58	29.58	29.58	28.39	30.73	30.60
HYDRYLLIN SYRUP 120 ML.	BOTTLE	69.00	69.00	69.00	69.00	69.00	69.00	69.00
POLYFAX EYE OINTMENT	TUBE	22.50	22.50	22.50	22.50	22.50	21.60	21.00
BETNESOL EYE DROPS	BOTTLE	34.60	34.60	34.60	34.60	34.60	35.00	33.89
EAR DROPS (CARDISPORINE) ***	BOTTLE	22.04	22.04	22.04	22.04	25.00	21.00	21.00
BETNOVATE-N OINTMENT 5 GMS	TUBE	16.68	16.68	16.68	16.68	16.65	16.67	16.67
BURNOL CREAM 30 GRM	TUBE	55.42	55.42	55.42	55.42	55.45	55.48	55.42
VICKS VAPORUB/BALM	BOTTLE	36.00	36.00	36.00	36.00	36.00	36.00	36.00
GLYCRINE SMALL BOTTLE	BOTTLE	35.00	35.00	35.00	27.50	35.00	50.00	17.00
JOUHAR JOSHANDA	PKT.	10.00	10.00	10.00	10.00	10.00	10.00	10.00
GALXOS-D (450 GRMS)	PKT.	157.50	157.50	157.50	168.75	157.50	157.50	157.50
GRIPE-WATER WOODWARDS	BOTTLE	60.00	60.00	60.00	60.00	60.00	60.00	60.00
SANIPLAST ONE PUTTY	EACH	2.00	2.00	2.00	2.00	2.00	1.57	2.00
O.R.S. (NIMCOL)	PKT.	18.00	18.00	18.00	18.00	18.00	18.00	18.00
DETTOL (MEDIUM)	BOTTLE	150.00	150.00	150.00	150.00	100.00	150.00	100.00
COTTON BANDAGE 2" - 4"	EACH	11.00	11.00	9.00	11.00	8.00	13.00	7.00
THERMOMETER CHINA	EACH	60.00	58.75	50.00	60.00	68.00	49.00	40.00
DOCTOR (MBBS) CLINIC FEE	P/PAT.	216.67	225.00	135.00	175.00	125.00	312.50	100.00
URINE TEST (DR) CHARGES	P/TEST	283.33	315.63	110.00	150.00	155.00	100.00	100.00
BLOOD TEST (CP) CHARGES	P/TEST	516.67	578.13	275.00	300.00	575.00	375.00	300.00
SUGAR TEST (RANDOM/FASTING BOTH) CHARGES	P/TEST	450.00	470.00	200.00	210.00	175.00	105.00	200.00
ECG CHARGES	P/TEST	412.50	475.00	250.00	250.00	325.00	312.50	200.00
X-RAY (CHEST) CHARGES	P/X-RAY	558.33	550.00	375.00	400.00	400.00	425.00	400.00
CAR SUZUKI 800 CC (W/O. A/C)	EACH	817750.00	817750.00	817750.00	817750.00	817750.00	817750.00	817750.00
CAR SUZUKI 1000 CC	EACH	1400000.00	1400000.00	1400000.00	1400000.00	1400000.00	1400000.00	1400000.00
CAR TOYOTA 1300 CC	EACH	2051000.00	2051000.00	2051000.00	2651000.00	2031000.00	2026000.00	1979000.00
CAR HONDA CIVIC	EACH	2861500.00	2861500.00	0.00	0.00	2861500.00	2824000.00	3005500.00
MOTORCYCLE HONDA CD-70.	EACH	69500.00	69500.00	69500.00	69500.00	69500.00	69500.00	65900.00
MOTORCYCLE YAMAHA 100CC.	EACH	79300.00	79300.00	79300.00	79300.00	79300.00	79300.00	79300.00
MOTOR CYCLE HERO 70 CC	EACH	47250.00	47250.00	46500.00	46500.00	49000.00	41500.00	43500.00
BICYCLE WITH TYRES & TUBES	EACH	8658.33	8775.00	8650.00	9000.00	8000.00	8375.00	7700.00
TYRE CAR WITH TUBE GENERAL	EACH	3225.00	3225.00	3275.00	3175.00	3000.00	3150.00	3300.00
TYRE MOTOR CYCLE WITHOUT TUBE	EACH	1275.00	1275.00	1250.00	1225.00	1200.00	1200.00	1250.00
TYRE CYCLE SPECIFY BRAND NAME	EACH	435.42	423.75	410.00	455.00	360.00	375.00	350.00
TYRE CAR W/O TUBE	EACH	3221.25	3225.00	3275.00	3175.00	2850.00	2800.00	3000.00
PETROL SUPER	LITRE	95.83	95.83	95.83	95.83	95.83	95.83	95.83
HIGH SPEED DIESEL HSD	LITRE	110.94	110.94	110.94	110.94	110.94	110.94	110.94
CNG	K.G.	86.22	86.23	85.50	84.95	83.95	82.00	82.95
GAS CYLINDER STAND. SIZE	EACH	1575.00	1575.00	1710.00	1450.00	1402.50	1525.00	1650.00
MOTOR CYCLE SERVICE CHARGES	EACH	325.00	325.00	290.00	350.00	275.00	187.50	280.00
CAR SERVICE CHARGES	EACH	375.00	375.00	325.00	425.00	400.00	300.00	250.00
TYRE PUNCTURE CHARGES	EACH	90.00	90.00	85.00	90.00	90.00	75.00	80.00
CYCLE OVERHAULING CHARGES	EACH	866.67	912.50	475.00	475.00	320.83	325.00	200.00
CAR TAX FOR 800CC TO 1300CC	YEARLY	2650.00	432.00	2650.00	2650.00	2650.00	2650.00	2650.00
TRAIN FARE ECO. 1-100 KM.	P/KM.	1.88	1.88	1.88	1.88	1.88	1.88	1.88
TRAIN FARE ECO. 101-500 KM.	P/KM.	1.14	1.14	1.14	1.14	1.14	1.14	1.14
TRAIN FARE ECO. > 500 KM.	P/KM.	0.91	0.91	0.91	0.91	0.91	0.91	0.91
TRAIN FARE IST SLP. 1-100KM	P/KM.	3.30	3.30	3.30	3.30	3.30	3.30	3.30
TRAIN FARE IST SLP.101-500 KM	P/KM.	2.72	2.72	2.72	2.72	2.72	2.72	2.72
TRAIN FARE IST SLP. > 500 KM	P/KM.	1.72	1.72	1.72	1.72	1.72	1.72	1.72
TRAIN FARE A/C SLP. 1-100KM.	P/KM.	5.80	5.80	5.80	5.80	5.80	5.80	5.80
TRAIN FARE A/C SLP.101-500KM	P/KM.	5.23	5.23	5.23	5.23	5.23	5.23	5.23
TRAIN FARE A/C SLP > 500KM.	P/KM.	3.90	3.90	3.90	3.90	3.90	3.90	3.90
PLATFORM TICKET	EACH	10.00	10.00	10.00	10.00	10.00	10.00	10.00
AUTO RICKSHAW FARES	KM/MIN	75.00	0.00	55.00	90.00	50.00	90.00	60.00
FULL TONGA CHARGES	KM/MIN	0.00	0.00	0.00	0.00	80.00	100.00	50.00
TAXI 4 SEATER FARE	KM/MIN	100.00	100.00	75.00	0.00	100.00	100.00	100.00

Contd.

7.11 Intercity Consumer Prices December, 2018

Description	Unit	Rawalpindi	Islamabad	Attock	Jehlum	Lahore	Sahiwal	Gujranwala
BUS FARE MIN (WITHIN CITY)	TICKET	12.00	12.00	0.00	12.00	12.00	0.00	15.00
BUS FARE MAX (WITHIN CIT	TICKET	28.00	28.00	0.00	25.00	23.00	0.00	20.00
BUS FARE OUTSIDE CITY	P/KM.	0.93	0.93	0.93	0.93	0.93	0.74	1.60
A/C BUS FARE OUTSIDE CITY	P/KM.	2.33	2.33	2.33	2.33	2.30	2.23	3.17
MINIBUS FARE MIN.WITH IN CITY	TICKET	15.00	15.00	0.00	0.00	15.00	0.00	10.00
MINIBUS FARE MAX.WITH IN CITY	TICKET	24.00	24.00	0.00	0.00	35.00	0.00	20.00
SUZUKI FARE MIN.WITH IN CITY	TICKET	15.00	15.00	15.00	0.00	12.00	0.00	10.00
SUZUKI FARE MAXIMUM W.IN CITY	TICKET	24.00	24.00	15.00	10.00	22.00	0.00	20.00
AIR FARE ECONOMY CLASS.	P/KM.	14.98	14.98	14.98	14.98	14.98	0.00	14.98
POSTAL ENVELOPE DOMESTIC	EACH	8.00	8.00	8.00	8.00	8.00	8.00	8.00
ENVELOPE FOR SAUDI ARABIA	EACH	50.00	50.00	50.00	50.00	55.00	50.00	50.00
POSTAL REGISTRATION CHARGES	EACH	38.00	38.00	38.00	38.00	38.00	38.00	38.00
U.M.S. REG CHARGES MIN.	EACH	58.00	58.00	58.00	58.00	60.00	59.00	59.00
T.C.S. CH. MIN.WITH IN ZONE	EACH	200.00	200.00	200.00	200.00	200.00	200.00	200.00
TELEPHONE CHARGES LOCAL CALL	P/CALL	4.65	4.65	4.65	4.65	4.65	4.65	4.65
TEL CHARGES OUT SIDE CITY	P/CALL	4.65	4.65	4.65	4.65	4.65	4.65	4.65
INTERNET CHARGES	P/HOUR	32.50	32.50	30.00	50.00	30.00	12.00	50.00
MOBILE CELL CHARGES	P/UNIT	3.00	3.00	3.00	3.00	2.50	3.00	3.00
FAX CHARGES (LOCAL)	P/PAGE	17.50	20.00	17.50	17.50	20.00	20.00	30.00
TELEPHONE SET AV. QLTY	EACH	625.00	725.00	550.00	850.00	775.00	875.00	1100.00
MOBILE SET NOKIA/SONY/ERICSON/SAMSUNG WITHOUT CAMERA	EACH	2825.00	2875.00	2850.00	3150.00	2700.00	3000.00	2800.00
T.V. 20" COLORED WEGA H-A21.	EACH	18108.33	18200.00	18100.00	18100.00	20500.00	16900.00	15000.00
T.V 20" COLOR CHINA/KORIA)	EACH	14250.00	14250.00	14250.00	14250.00	6500.00	13500.00	7000.00
V.C.P. PANASONIC/LG/NAT	EACH	0.00	0.00	5550.00	0.00	4200.00	0.00	0.00
DVD/VCD PLAYER PANASONIC/LG	EACH	3750.00	3750.00	3550.00	3750.00	6557.14	4500.00	4000.00
RADIO WITH C.PLAYER NATIONAL	EACH	2150.00	2150.00	2150.00	2050.00	1821.43	1800.00	2250.00
PERSONNEL COMPUTER (BRANDED)	EACH	73500.00	73500.00	73500.00	73000.00	53000.00	60000.00	37400.00
VID. CASSETTE BLK. TDK/SONY	EACH	144.17	145.00	135.00	175.00	122.14	155.00	0.00
COM. C.D. (TDK/IMATION)	EACH	56.67	59.38	75.00	75.00	36.79	50.00	35.00
TAPE RECORDER CASSETTE BLANK	EACH	42.50	47.50	42.50	47.50	40.00	65.00	35.00
VIDEO GAME SEGA 16 BYTE	EACH	1150.00	1150.00	1175.00	1050.00	1200.00	1800.00	1050.00
CINEMA A/C. HIGH CLASS	TICKET	250.00	0.00	0.00	0.00	550.00	0.00	80.00
CINEMA NON-A/C HIGH CLASS	TICKET	100.00	0.00	0.00	0.00	150.00	200.00	90.00
CABLE CHARGES	P/MONTH	325.00	325.00	275.00	300.00	308.33	420.00	300.00
TV.LICENCE FEE DOMESTIC	YEARLY	420.00	420.00	420.00	420.00	420.00	420.00	420.00
ENGLISH BOOK CLASS V1	EACH	77.00	77.00	77.00	77.00	76.00	76.00	76.00
ENGLISH BOOK CLASS IX OR X	EACH	126.00	126.00	126.00	126.00	126.00	126.00	126.00
ENG. BOOK IST.YR COMPLETE SET	EACH	81.00	81.00	81.00	81.00	82.00	82.00	82.00
ENGLISH BOOK BA/B.SC	EACH	260.00	260.00	260.00	260.00	260.00	260.00	260.00
URDU BOOK CLASS V (T.B.BORD)	EACH	57.00	57.00	57.00	57.00	57.00	57.00	57.00
URDU BOOK CLASS IX/X(T.B.B)	EACH	138.00	138.00	138.00	138.00	137.00	137.00	137.00
URDU BOOK IST.YEAR/INTER	EACH	51.00	51.00	51.00	51.00	51.00	51.00	51.00
URDU BOOK BA/B.SC	EACH	140.00	140.00	140.00	140.00	140.00	140.00	140.00
MATHS BOOK CALSS V (T.B.B)	EACH	76.00	76.00	76.00	76.00	76.00	76.00	76.00
MATHS BOOK CLASS IX OR X	EACH	228.00	228.00	228.00	228.00	228.00	228.00	228.00
MATHS BOOK IST.YEAR (T.B.B)	EACH	150.00	150.00	150.00	150.00	151.00	150.00	144.00
PAKISTAN STUDIES BOOK BA/B.SC	EACH	150.00	150.00	150.00	150.00	150.00	150.00	150.00
DAILY "DAWN"	P/COPY	22.00	22.00	22.00	22.00	22.00	22.00	22.00
DAILY "JANG"	P/COPY	20.00	20.00	20.00	20.00	20.00	20.00	20.00
DAILY "NAWA-E-WAQT"	P/COPY	20.00	20.00	20.00	20.00	20.00	20.00	20.00
WEEKLY "AKHBAR-E-JAHAN"	P/COPY	60.00	60.00	60.00	60.00	60.00	60.00	60.00
WEEKLY "MAG"	P/COPY	50.00	50.00	50.00	50.00	50.00	50.00	50.00
MONTHLY "NAUNEHAL DIGEST"	P/COPY	35.00	35.00	35.00	35.00	35.00	35.00	35.00
PAPER FOOLSCAPE (27"x17")	QUIRE	60.00	60.00	60.00	60.00	60.00	50.00	40.00
EXERCISE.BOOK LINED 80/100 PGS	EACH	67.08	75.63	62.50	57.50	30.00	50.00	50.00
PENCILGOLDFISH/DEER	EACH	10.00	10.00	8.00	10.00	8.00	7.50	7.00
PEN INK DOLLOR 57 ML BOTTLE	EACH	30.00	30.00	27.50	27.50	30.00	25.00	20.00
PHOTOSTATE PAPER 70 GM	PRT	575.00	577.50	555.00	535.00	500.00	478.75	380.00
BALL PEN (local)	EACH	10.00	10.00	10.00	10.00	8.00	9.00	5.00
FOUNTAIN PEN HERO/WINGS/CHINA	EACH	65.00	65.00	55.00	65.00	60.00	60.00	60.00

Contd.

7.11 Intercity Consumer Prices December, 2018

Description	Unit	Rawalpindi	Islamabad	Attock	Jehlum	Lahore	Sahiwal	Gujranwala
PRIVATE SCHOOL FEE ENGLISH MEDIUM AVERAGE STANDARD (CLASS I)	P/MONTH	3960.83	4009.38	1387.50	2255.00	2910.36	2805.00	1800.00
PRIVATE SCHOOL FEE ENGLISH MEDIUM AVERAGE STANDARD (CLASS V)	P/MONTH	4006.67	4009.38	1500.00	2255.00	2953.21	2835.00	2000.00
PRIVATE SCHOOL FEE ENGLISH MEDIUM AVERAGE STANDARD (CLASS VI)	P/MONTH	4102.50	4653.13	1575.00	2300.00	2967.50	2860.00	2200.00
PRIVATE SCHOOL FEE ENGLISH MEDIUM AVERAGE STANDARD (CLASS X)	P/MONTH	4315.00	4784.38	2025.00	2470.00	3744.29	3052.50	2700.00
PRIVATE MEDICL COLLEGE FEE MBBS (IST YEAR)	P/MONTH	64921.00	64921.00	64921.00	0.00	66667.00	0.00	0.00
PRIVATE ENGINEERING COLLEGE FEE (ISTR YEAR)	P/MONTH	18541.50	18541.50	18541.50	0.00	19500.00	0.00	0.00
GOVT. COLLEGE FEE IST. YEAR	MONTH	50.00	195.00	50.00	50.00	50.00	50.00	50.00
GOVT. COLLEGE FEE 4TH. YEAR	MONTH	60.00	225.00	60.00	60.00	70.00	60.00	60.00
GOVT. UNIVERSITY FEE MSC.	MONTH	77.50	1000.00	80.00	80.00	150.00	500.00	80.00
GOVT. MED. COLLEGE FEE MBBS	MONTH	1250.00	1250.00	1250.00	0.00	1638.00	1250.00	0.00
GOVT. ENGG. COLL. FEE I YEAR	MONTH	5000.00	5000.00	5000.00	0.00	5000.00	0.00	0.00
COACHING FEE FOR CLASS IX/X	P/MONTH	2750.00	2987.50	1700.00	950.00	2033.33	1400.00	800.00
COACHING CHARGES FOR CLASS IST YEAR/INTER (SCIENCE)	P/MONTH	3250.00	3450.00	2450.00	3500.00	3066.67	2300.00	1500.00
COACHING CHARGES FOR CLASS IST YEAR/INTER (COMMERCE)	P/MONTH	2691.67	3075.00	2100.00	3500.00	3000.00	1300.00	1500.00
I.T. TUITION FEES	P/MONTH	2308.25	2308.25	1550.00	4018.75	7000.00	1300.00	4500.00
MBA TUITION FEES	P/MONTH	16233.25	16233.25	7667.00	4500.00	19000.00	0.00	7000.00
BREAD TANDOORI ST. SIZE	EACH	9.00	9.00	7.50	7.00	6.00	5.50	6.00
COOKED MUTTON (AV. HOTEL)	PLATE	285.00	267.50	270.00	295.00	201.67	0.00	150.00
COOKED BEEF (AV. HOTEL)	PLATE	118.33	128.13	95.00	150.00	115.00	100.00	125.00
COOKED DAL (AV. HOTEL)	PLATE	75.83	85.00	72.50	55.00	68.33	60.00	50.00
CHICKEN BIRYANI FULL/DOUBLE	PLATE	136.67	140.00	185.00	120.00	132.50	160.00	130.00
TEA PREPARED (ORDINARY)	CUP	25.00	25.31	27.50	22.50	22.50	20.00	20.00
HAIRCUT CHARGES FOR MEN	P/CUT	106.25	150.63	135.00	75.00	137.50	100.00	60.00
BEAUTY PORL HAIR STYL CHARGE	P/STY.	391.67	475.00	375.00	525.00	450.00	275.00	350.00
SHAVING CHARGES	PER SHV	73.33	85.00	75.00	50.00	55.83	40.00	40.00
LIPSTICK S.MISS/MEDORA	EACH	130.00	130.00	120.00	130.00	130.00	130.00	130.00
NAIL POLISH S.MISS/MEDORA	EACH	135.00	135.00	135.00	135.00	135.00	95.00	70.00
PERFUME MED.SIZE MEDORA/BROACH	EACH	220.00	220.00	220.00	220.00	220.00	250.00	130.00
HAIR-OIL AMLA/CHAMBELI	BOTTLE	115.00	115.00	120.00	120.00	130.00	155.00	140.00
TOILET SOAP LUX 95 GRAMS	EACH	40.00	40.00	40.00	40.00	43.18	50.00	44.78
TOILET SOAP LIFEBOUY 140 GRM	EACH	42.00	42.00	42.00	42.00	50.00	50.00	48.70
TOILET SOAP SAFEGUARD BATH SIZE	EACH	65.00	65.00	65.00	65.00	53.00	65.00	53.00
TOOTHPASTE MACKLINES 70 GRM	EACH	50.00	50.00	50.00	50.00	50.00	50.00	50.00
TOOTHPAST MED SIZE CLGATE 70 GMS	EACH	85.00	85.00	80.00	80.00	70.00	65.33	70.00
TOOTHBRUSH SHEILD A/PLAUQUE	EACH	45.00	45.00	30.00	45.00	40.00	60.00	50.00
TOOTHPOWDER DENTONIC 90 GRM	EACH	45.00	70.00	45.00	45.00	35.00	40.50	45.00
HAIR-COLOUR BEGIN (6 GMS)	EACH	130.00	130.00	130.00	130.00	120.00	130.00	120.00
HAIR COLOUR (KALAKOLA)	BOTTLE	130.00	130.00	130.00	130.00	140.00	130.00	140.00
FACECREAM PONDS (MEDIUM)	EACH	130.00	130.00	130.00	130.00	120.00	130.00	130.00
TALC POWDER VICE ROAY,B.CAT	EACH	175.00	175.00	175.00	175.00	170.00	165.00	165.00
BLADE TREET ORDINARY 10'S	PKT.	40.00	40.00	40.00	37.50	40.00	35.00	40.00
BLADE 7-O-CLOCK STAIN. 5'S	PKT.	35.00	40.00	40.00	35.00	40.00	35.00	35.00
SHAMPOO SUNSILK/PAINTIN 100 ML	BOTTLE	110.00	110.00	110.00	110.00	100.00	99.00	110.00
BEAUTY CREAM (FAIR & LOVELY)	EACH	75.00	75.00	85.00	85.00	140.00	230.00	230.00
HAIR REMOVING CREAM (EU-CREAM)	TUBE	70.00	70.00	70.00	70.00	70.00	70.00	70.00
GEL MEDIUM SIZE	BOTTLE	148.75	155.00	145.00	185.00	75.00	140.00	80.00
DISPOSABLE RAZOR GILLET-II	EACH	50.00	50.00	45.00	50.00	45.00	50.00	45.00
SHAVING CREAM TOUCH-ME/ADM.	EACH	80.00	80.00	80.00	80.00	75.00	70.00	80.00
GOLD TEZABI 24 CT	10 GM.	56100.00	56100.00	55820.00	55730.00	55170.00	55556.00	55298.35
SILVER TEZABI 24 CT	10 GM.	755.00	755.00	710.00	750.00	750.00	729.00	771.60
ARTIFICIAL JEWELLARY SET	SET	1283.33	1325.00	850.00	825.00	1283.33	750.00	800.00
WRIST WATCH GENTS CITIZEN (ORIGINAL) ***	EACH	7558.33	7750.00	7600.00	6750.00	9250.00	10000.00	2500.00
WRIST WATCH LADIES CITIZEN (ORIGINAL) ***	EACH	7558.33	7750.00	7600.00	6750.00	10250.00	4500.00	2500.00
WALL CLOCK QUARTZ AV.QLTY	EACH	625.00	625.00	625.00	375.00	958.33	1050.00	500.00
SUITCASE REXIN (24"x16"x6")	EACH	2658.33	2650.00	2300.00	1325.00	1183.33	2000.00	1250.00
TRUNK MEDIUM SIZE ***	EACH	2750.00	2700.00	2700.00	2100.00	2333.33	2000.00	1500.00
PURSE LADIES (LEATHER) AVERAGE QUALITY	EACH	733.33	800.00	575.00	437.50	1400.00	1400.00	750.00

7.11 Intercity Consumer Prices December, 2018

Description	Unit	Wazirabad	Sialkot	Faisalabad	Jhang	Multan	Muzaffargarh	D.G. Khan
WHEAT	10 KG.	355.00	362.50	337.00	325.00	330.00	330.00	325.00
WHEAT FLOUR FINE/SUPERIOR.	KG.	40.00	50.00	42.00	40.00	40.00	37.50	38.00
WHEAT FLOUR AVG. QLTY	KG.	38.00	40.00	38.00	40.00	37.50	36.50	36.50
WHEAT FLOUR BAG	10 KG.	370.00	390.00	400.00	375.00	375.00	365.00	362.50
MAIDA	KG.	50.00	50.00	47.50	44.00	45.50	47.00	48.00
SUJI	KG.	50.00	60.00	50.00	45.00	49.00	49.00	48.00
BESAN AV. QLTY.	KG.	120.00	120.00	120.00	120.00	126.67	130.00	120.00
RICE BASMATI SUP. QLTY.	KG.	110.00	107.50	155.00	150.00	137.50	137.50	137.50
RICE BASMATI 385/386	KG.	55.00	70.00	85.00	80.00	87.50	87.50	100.00
RICE BASMATI BROKEN AV.QLTY	KG.	60.00	65.00	100.00	90.00	87.50	80.00	80.00
RICE IRRI-6 (SINDH/PUNJAB)	KG.	60.00	47.50	62.50	50.00	50.00	50.00	45.00
VERMICELLI	KG.	90.00	85.00	110.00	70.00	80.00	77.50	80.00
BREAD PLAIN MEDIUM SIZE	EACH	45.00	40.00	45.00	45.00	45.00	45.00	50.00
RUSK (PAPAY)	KG.	160.00	170.00	200.00	180.00	228.33	210.00	220.00
BISCUITS-PACKED	PKT	35.00	35.00	40.00	35.00	40.00	40.00	40.00
BISCUIT-BAKERY (LOOSE)	250 GM	100.00	100.00	85.00	70.00	93.33	75.00	80.00
CORNFLAKS FAUJI 225 GM.	PKT	216.00	180.00	260.00	200.00	180.00	180.00	189.00
SAMOSA (VEGATABLE)	EACH	15.00	15.00	22.50	20.00	14.67	13.50	11.00
PASTRY AV.QLTY.	EACH	30.00	30.00	27.50	35.00	37.50	22.50	30.00
PATTIES (VEGATABLES)	EACH	20.00	25.00	25.00	25.00	29.17	25.00	20.00
NIMCO	250 GM	50.00	50.00	70.00	100.00	72.50	75.00	70.00
CHIPS	250 GM	60.00	65.00	66.25	100.00	83.33	82.50	65.00
BEEF WITH BONE AV.QLTY.	KG	380.00	400.00	375.00	350.00	390.00	345.00	400.00
MUTTON AV.QLTY.	KG	800.00	620.00	850.00	750.00	825.00	675.00	900.00
CHICKEN FARM BROILER (LIVE)	KG	169.00	172.00	126.00	152.00	165.00	162.50	160.00
FISH-RAHU MEDIUM SIZE	KG	290.00	300.00	300.00	320.00	265.00	255.00	260.00
MILK FRESH (UNBOILED)	LTR.	80.00	80.00	90.00	70.00	80.83	70.00	70.00
CURD	KG.	90.00	90.00	97.50	80.00	97.50	87.50	90.00
MILK TETRA PACK 1/2 LTR.	PKT.	60.00	60.00	60.00	70.00	60.00	60.00	60.00
LACTOGEN 400 GRAMS	PKT.	470.00	500.00	500.00	475.00	500.00	500.00	500.00
POWDER MILK NIDO 400GM.	PKT	410.25	410.20	405.00	400.00	410.25	410.25	390.00
MILK POWDER LOOSE/PACKED	KG.	360.00	460.00	525.00	400.00	400.00	400.00	640.00
BUTTER LOCAL PACKED	50 GM.	35.00	25.00	28.00	30.00	27.00	27.00	30.00
EGGS FARM	DOZ	120.00	120.00	110.00	120.00	115.00	120.00	120.00
MUSTARD OIL AV.QLTY.	KG.	170.00	160.00	215.00	170.00	181.67	180.00	170.00
COOKING OIL (DALDA)	2.5LTR	485.00	520.00	485.00	470.00	520.00	520.00	520.00
COOKING OIL (PAKWAN) OTHER BRAND SPECIFY	2.5 LTR	420.00	483.00	450.00	441.70	383.00	425.00	485.00
VEGETABLE GHEE TIN	2.5KG.	480.00	495.00	495.00	495.00	495.00	495.00	495.00
VEGETABLE GHEE (LOOSE)	KG.	140.00	155.00	145.00	180.00	160.00	160.00	160.00
DATES AV.QLTY.	KG.	200.00	160.00	135.00	150.00	175.00	190.00	160.00
PISTACHIO AV.QLTY.	50 GM.	160.00	135.00	130.00	140.00	158.33	150.00	150.00
ALMONDS WHOLE AV.QLTY.	KG.	550.00	600.00	675.00	600.00	636.67	625.00	550.00
COCONUT DRY AV.QLTY.	KG.	380.00	400.00	460.00	350.00	410.00	410.00	350.00
RAISINS AV.QLTY.	50 GM.	30.00	20.00	30.00	30.00	26.67	25.00	20.00
GROUNDNUTS (WITH SHELL)	KG.	230.00	300.00	240.00	200.00	210.00	230.00	210.00
MALTA/MOSAMBI	DOZ	120.00	150.00	110.00	120.00	120.00	130.00	90.00
KINNU	DOZ	60.00	120.00	90.00	0.00	153.33	140.00	60.00
APPLE	KG	120.00	100.00	130.00	120.00	152.50	155.00	120.00
ALOO BUKHARA	KG	0.00	0.00	0.00	0.00	0.00	0.00	0.00
POMEGRANATE (ANNAR)	KG	120.00	200.00	135.00	150.00	185.00	165.00	150.00
GRAPES	KG	0.00	0.00	0.00	0.00	0.00	0.00	0.00
BANANAS	DOZ	55.00	60.00	45.00	60.00	69.38	70.00	65.00
MANGO KALMI	KG	0.00	0.00	0.00	0.00	0.00	0.00	0.00
GUAVA	KG	80.00	80.00	77.50	80.00	85.00	85.00	55.00
WATERMELON (TURBOOZ)	KG	0.00	0.00	0.00	0.00	0.00	0.00	0.00
MUSKMELON (KHARBOOZA)	KG	0.00	0.00	0.00	0.00	0.00	0.00	0.00
SWEETMELON (GARMA)	KG	0.00	0.00	0.00	0.00	0.00	0.00	0.00
PULSE MASOOR (WHOLE)	KG.	120.00	140.00	115.00	85.00	88.33	87.50	100.00
PULSE MASOOR (WASHED)	KG.	130.00	150.00	130.00	110.00	108.33	110.00	100.00
PULSE MOONG (WASHED)	KG.	110.00	120.00	135.00	120.00	117.50	120.00	110.00
PULSE MASH (WASHED)	KG.	160.00	160.00	160.00	140.00	150.00	145.00	140.00
PULSE GRAM	KG.	110.00	120.00	117.50	120.00	120.00	120.00	120.00

Contd.

7.11 Intercity Consumer Prices December, 2018

Description	Unit	Wazirabad	Sialkot	Faisalabad	Jhang	Multan	Muzaffargarh	D.G. Khan
GRAM WHOLE BLACK AV.QLTY.	KG.	105.00	110.00	130.00	110.00	116.67	110.00	110.00
GRAM WHOLE YELLOW AV.QLTY	KG.	140.00	150.00	150.00	130.00	150.00	160.00	150.00
BEANS (LAL LOBIA)	KG.	160.00	240.00	160.00	150.00	161.67	155.00	160.00
POTATOES	KG	25.00	25.00	27.50	25.00	27.50	27.50	30.00
ONION	KG	30.00	32.50	23.75	25.00	24.17	22.50	30.00
TURNIP	KG	20.00	10.00	21.25	20.00	21.50	17.50	20.00
RADISH	KG	20.00	20.00	12.50	10.00	20.50	17.50	20.00
TOMATOES	KG	40.00	40.00	32.50	30.00	30.83	30.00	30.00
CABBAGE	KG	30.00	30.00	16.25	40.00	30.83	22.50	30.00
CAULIFLOWER	KG	30.00	30.00	26.25	30.00	25.83	27.50	20.00
BRINJAL	KG	40.00	30.00	25.00	30.00	27.50	25.00	20.00
PUMPKIN	KG	40.00	60.00	45.00	40.00	32.00	32.50	40.00
BOTTLEGOURD	KG	50.00	70.00	47.50	30.00	38.33	30.00	30.00
LADY FINGER	KG	80.00	150.00	145.00	50.00	121.67	125.00	50.00
PEAS	KG	40.00	40.00	30.00	40.00	41.00	40.00	40.00
SPINACH	KG	20.00	30.00	15.00	15.00	22.50	20.00	20.00
TINDA	KG	0.00	0.00	0.00	0.00	0.00	0.00	0.00
TURAI	KG	0.00	0.00	0.00	0.00	0.00	0.00	0.00
KARAILA	KG	0.00	0.00	0.00	0.00	0.00	0.00	0.00
ARVI	KG	0.00	0.00	0.00	0.00	0.00	0.00	0.00
CHILLIES GREEN	KG	80.00	70.00	50.00	40.00	65.00	65.00	50.00
CARROT	KG	30.00	30.00	25.00	20.00	29.17	30.00	20.00
COCUMBER (KHEERA)	KG	50.00	40.00	23.75	30.00	35.00	35.00	30.00
LEMON	250GM	30.00	25.00	15.00	20.00	24.17	22.50	30.00
SUGAR REFINED	KG.	56.00	55.00	55.00	55.00	54.00	54.00	55.00
GUR AV.QLTY	KG.	90.00	70.00	76.25	80.00	78.33	72.50	70.00
HONEY LANGANESE 500 GM.	BOTTLE	840.00	1095.00	1310.00	1070.00	1200.00	1200.00	1050.00
MILO 200 GM.	BOTTLE	243.33	295.00	345.00	254.00	250.00	250.00	300.00
CUSTARD POWDER RAFHAN 300 GM.	PKT	80.00	80.00	90.00	80.00	80.00	80.00	80.00
TOFFEE (HILAL)	EACH	1.00	1.00	2.00	2.00	1.00	1.00	1.00
CHOWKELATE CANDY (SMALL SIZE)	EACH	5.00	5.00	5.00	5.00	5.00	5.00	5.00
SWEETMEAT (MIXED)	KG	300.00	300.00	375.00	300.00	291.67	290.00	300.00
ICE CREAM WALLS	CUP.	40.00	45.00	45.00	45.00	50.00	50.00	50.00
ICE	KG	10.00	10.00	20.00	3.00	4.00	4.00	6.00
JAM AHMED/MITCHELLES	BOTTLE	140.00	150.00	145.00	130.00	140.00	140.00	150.00
SQUASH-MITCHELLES	BOTTLE	175.00	185.00	150.00	180.00	185.00	185.00	160.00
ROOH AFZA	BOTTLE	190.00	190.00	190.00	190.00	190.00	190.00	190.00
JAM-E-SHIREEN	BOTTLE	200.00	200.00	200.00	190.00	200.00	200.00	200.00
SAUNF	50 GM	20.00	20.00	20.00	20.00	18.00	19.00	12.00
CINAMON LOOSE AV. QLTY	50 GM.	25.00	20.00	30.00	30.00	26.33	27.50	25.00
CUMINSEED WHITE NATIONAL	50 GM.	52.00	54.00	70.00	75.00	70.00	70.00	70.00
PEPPER BLACK NATIONAL	50 GM.	110.00	110.00	110.00	110.00	110.00	110.00	110.00
CLOVES LOOSE AV.QLTY	50 GM.	100.00	90.00	120.00	70.00	83.33	82.50	70.00
CARDAMOM LARGE LOOSE AV.QLTY	50 GM.	100.00	160.00	210.00	90.00	103.33	115.00	80.00
CARDAMOM SMALL AV.QLTY	50 GM.	130.00	140.00	160.00	150.00	153.33	140.00	150.00
SALT-POWDERED (LAHORI) LOOSE	KG.	10.00	15.00	10.00	10.00	10.00	10.00	10.00
SALT POWDERED (NATIONAL/SHAN)	PKT	30.00	28.75	30.00	30.00	30.00	30.00	30.00
CHILLIES POWD.NATIONAL 200GM	PKT	120.00	130.00	150.00	120.00	150.00	150.00	150.00
CHILLIES POWDER LOOS	KG.	400.00	320.00	380.00	350.00	276.67	285.00	280.00
CORRIANDER SEED POWD.NATIONAL	PKT	105.00	110.00	104.00	116.00	104.00	104.00	0.00
CORRIANDER SEED (LOOSE)	KG.	220.00	300.00	275.00	240.00	216.67	220.00	240.00
TURMERIC POWD.NATIONAL 50GM	PKT.	35.00	41.00	40.00	40.00	40.00	40.00	38.00
CURRY POWD. NATIONAL 200 GM	PKT.	87.00	90.00	87.00	87.00	87.00	87.00	0.00
TOMATO KETCHUP AHMED/MITCHL	BOTTLE	100.00	95.00	100.00	90.00	100.00	100.00	90.00
PICKLES AHMED/MITCHELLES	BOTTLE	100.00	120.00	140.00	110.00	118.33	120.00	140.00
VINEGAR SYNTHETIC (SIRKA)	BOTTLE	100.00	80.00	95.00	80.00	85.00	85.00	80.00
GARLIC	KG	100.00	120.00	120.00	120.00	120.00	120.00	120.00
GINGER	KG	200.00	160.00	160.00	160.00	156.67	160.00	200.00
TAPAL DANEDAR TEA 200GM PACKET	PKT	200.00	200.00	195.00	200.00	200.00	200.00	194.73
TEA LIPTON YELLOW LABEL 200GM.	PKT.	221.05	221.05	221.05	221.00	221.05	221.05	221.00
TEA LOOSE KENYA AV.QLTY 250GM.	PKT.	170.00	120.00	180.00	190.00	175.00	175.00	120.00
COFFEE-NESCAFE 75 GM. **	BOTTLE	380.00	350.00	420.00	345.00	400.00	400.00	360.00

Contd.

7.11 Intercity Consumer Prices December, 2018

Description	Unit	Wazirabad	Sialkot	Faisalabad	Jhang	Multan	Muzaffargarh	D.G. Khan
COLD DRINK (STANDARD SIZ)	BOTTLE	25.00	25.00	25.00	25.00	20.00	20.00	30.00
FRUIT JUICE TETRA PACK	PKT.	20.00	15.00	22.50	20.00	20.00	20.00	15.00
MINERAL WATER NESTLE 1.5 LTR	BOTTLE	50.00	50.00	50.00	50.00	55.00	55.00	55.00
CIGARETTES K-2 10'S **	PKT	60.00	60.00	60.00	60.00	50.00	50.00	65.00
CIGARETTES CAPSTAN 10'S **	PKT	60.00	60.00	60.00	60.00	60.00	60.00	60.00
CIGARETTES GOLD LEAF 20'S	PKT	150.00	150.00	150.00	150.00	150.00	150.00	150.00
CIGARETTES MORVEN GOLD 20'S	PKT	60.00	60.00	60.00	60.00	60.00	60.00	60.00
BETEL LEAVES	50GM.	110.00	100.00	80.00	100.00	75.00	75.00	110.00
BETEL NUTS	KG.	900.00	850.00	900.00	1100.00	625.00	625.00	1300.00
LONG CLOTH 57" GUL AHMED/AL-KARAM	METER	170.00	250.00	275.00	375.00	285.00	275.00	325.00
SHIRTING AV.QLTY.	METER	150.00	175.00	127.50	550.00	240.00	240.00	225.00
PANT CLOTH W & WEAR AV.QLTY	METER	312.50	300.00	531.25	700.00	365.00	345.00	350.00
LAWN PRINTED GUL AHMED/AL-KARAM	METER	197.50	177.50	280.00	450.00	380.00	360.00	362.50
GEORGETTE AV.QLTY	METER	150.00	130.00	160.00	300.00	108.00	125.00	125.00
LINEN AV.QLTY ***	METER	110.00	140.00	145.00	300.00	250.00	245.00	137.50
HEAVY WT SUITING LAWERNCPUR AVG QLTY	METER	1050.00	2000.00	1450.00	2500.00	1850.00	1800.00	1900.00
HEAVY WT SUITING LAWERNCPUR SUP QLTY	METER	2350.00	2500.00	1700.00	2800.00	3100.00	2300.00	1950.00
TROPICAL SUITING LAW.PUR	METER	925.00	1600.00	1400.00	2800.00	1200.00	1200.00	1300.00
PANT BOY 24"/26" LENGTH.	EACH	700.00	437.50	662.50	800.00	475.00	425.00	550.00
SHIRT BOY 24"/26" LENGTH	EACH	425.00	350.00	437.50	750.00	375.00	375.00	500.00
SCHOOL UNI. PANT,SHIRT BOYS	SUIT	1200.00	675.00	700.00	1060.00	610.00	565.00	650.00
SCHOOL UNI. KAMEEZ,SHAL.BOYS	SUIT	1200.00	675.00	700.00	1000.00	538.33	725.00	750.00
SCHOOL UNI. KAMEEZ,SHAL.GIRL	SUIT	1000.00	675.00	800.00	1100.00	532.50	725.00	850.00
FROCK W/WEAR GIRLS	EACH	900.00	700.00	775.00	2800.00	1883.33	2150.00	1100.00
AWAMI-SUIT W & W(BOY) 24"/26	SUIT	1050.00	1450.00	600.00	1800.00	815.00	875.00	1100.00
AWAMI-SUIT W&W (GENTS)AV.QLTY	SUIT	1050.00	1250.00	875.00	2000.00	1055.00	1475.00	1600.00
PULLOVER GENTS OXFORD/BON.	EACH	3050.00	4000.00	3500.00	3750.00	3990.00	3780.00	2900.00
PULLOVER LADIES OXFORD/BON.	EACH	2850.00	4000.00	3450.00	3100.00	3250.00	2880.00	2900.00
PULLOVER (GENTS) OTHERS A.QTY	EACH	600.00	800.00	850.00	1400.00	1200.00	1050.00	750.00
SECOND-HAND COAT FOR MEN	EACH	500.00	600.00	600.00	600.00	475.00	375.00	200.00
SECONDHAND SWEETER FOR MEN DUP QLTY	EACH	525.00	450.00	375.00	300.00	275.00	225.00	50.00
SECONDHAND WINTER JACKET	EACH	600.00	450.00	650.00	600.00	375.00	325.00	150.00
UNDERWEAR AV.QLTY MEDIUM SIZE	EACH	150.00	100.00	90.00	200.00	165.00	165.00	150.00
VEST FOR MEN AV.QLTY.	EACH	105.00	100.00	122.50	190.00	151.67	155.00	110.00
VEST/SHAMEEZ (WOMEN) AVG. QLTY	EACH	150.00	150.00	150.00	400.00	158.00	145.00	155.00
SOCKS NYLON (PAKISTANI)	PAIR	90.00	65.00	70.00	130.00	96.67	95.00	110.00
BRASSIER AV.QLTY.	EACH	127.50	200.00	275.00	550.00	149.17	110.00	160.00
BRASSIER SUP QLTY	EACH	400.00	475.00	425.00	950.00	336.67	235.00	350.00
DOPATTA GEORGETTE AV.QLTY.	EACH	250.00	400.00	231.25	600.00	226.67	275.00	325.00
DOPATTA COTTON AV QLTY	EACH	200.00	300.00	183.75	350.00	210.00	250.00	275.00
CHADDAR (W/WEAR) (2x2.5 MTR)	EACH	312.50	500.00	450.00	700.00	375.00	475.00	450.00
LUNG/DHOTI(COTTON) AVG. QLTY	EACH	250.00	350.00	300.00	400.00	245.00	290.00	375.00
HANDKERCHIEF AVG. QLTY PAK	EACH	60.00	35.00	45.00	60.00	49.17	55.00	60.00
HANDKERCHIEF SUP. QLTY PAK	EACH	100.00	50.00	55.00	70.00	69.17	72.50	87.50
GLOVES AV QLTY	PAIR	100.00	200.00	125.00	200.00	105.00	110.00	185.00
AZARBAND COTTON AVG. QLTY	EACH	25.00	20.00	17.50	20.00	15.00	15.00	20.00
SEWING THREAD/REEL(ASLI PARI)	EACH	6.00	5.00	5.50	7.00	8.00	10.00	6.00
WASHING CHARGES PAINT & SHIRT	SUIT	150.00	150.00	125.00	120.00	131.00	140.00	80.00
DRY CLEANING SUIT COAT PANT	SUIT	450.00	400.00	475.00	400.00	375.00	375.00	300.00
WASHING CH. (KAMIZ-SHALWAR)	PAIR	120.00	100.00	110.00	90.00	91.00	100.00	70.00
TAILORING SHIRT	EACH	500.00	500.00	450.00	500.00	475.00	400.00	400.00
TAILORING CHARGES PANT (MEN)	EACH	600.00	625.00	1000.00	700.00	616.67	525.00	900.00
TAILORING COAT-PANT SUIT	SUIT	3200.00	3250.00	5500.00	4500.00	4583.33	3450.00	4500.00
TAILORING AWAMI-SUIT (MALE)	SUIT	700.00	600.00	900.00	600.00	683.33	575.00	600.00
TAILORING SUIT FEMALE	SUIT	650.00	500.00	550.00	600.00	475.00	400.00	500.00
GENTS SHOES PAUL BATA	PAIR	1199.00	1199.00	1199.00	1199.00	1199.00	1199.00	1199.00
GENTS SANDAL BATA	PAIR	699.00	699.00	699.00	699.00	699.00	699.00	699.00
GENTS SPOUNG CHAPPAL BATA	PAIR	199.00	199.00	199.00	199.00	199.00	199.00	199.00
LADIES SANDAL BATA	PAIR	599.00	599.00	599.00	599.00	599.00	599.00	599.00
LADIES SPOUNG CHAPPAL BATA	PAIR	199.00	199.00	199.00	199.00	199.00	199.00	199.00
CHILD SHOE POWER LITE BATA	PAIR	699.00	699.00	699.00	699.00	699.00	699.00	699.00
GENTS SHOE, ART 1109 SERVICE	PAIR	999.00	999.00	999.00	999.00	999.00	999.00	999.00

Contd.

7.11 Intercity Consumer Prices December, 2018

Description	Unit	Wazirabad	Sialkot	Faisalabad	Jhang	Multan	Muzaffargarh	D.G. Khan
NYLON JOGGER 27 SIZE 2-5 ***	PAIR	1399.00	1399.00	1399.00	1399.00	1399.00	1399.00	0.00
CHINA FOOT WEAR AV. QLTY (MALE) *	PAIR	700.00	475.00	525.00	1100.00	516.67	525.00	450.00
CHINA FOOT WEAR AV. QLTY (FEMALE) *	PAIR	550.00	325.00	325.00	1000.00	325.00	325.00	325.00
CHINA FOOT WEAR AV. QLTY (CHILDREN) *	PAIR	500.00	325.00	275.00	500.00	275.00	225.00	275.00
SHOE REPAIR HALF SOLE	PAIR	150.00	80.00	175.00	125.00	126.67	72.50	75.00
SHOES POLISH CHARGES AVERAGE SHOP	PAIR	20.00	20.00	20.00	30.00	18.33	17.50	20.00
HOUSE RENT (combined)	MONTH	4009.00	7410.00	7698.00	4972.00	7517.00	5588.00	4633.00
rent 2	pm	4009.00	7410.00	7698.00	4972.00	7517.00	5588.00	4633.00
RENT3	PM	4009.00	7410.00	7698.00	4972.00	7517.00	5588.00	4633.00
RENT4	PM	4009.00	7410.00	7698.00	4972.00	7517.00	5588.00	4633.00
RENT5	PM	4009.00	7410.00	7698.00	4972.00	7517.00	5588.00	4633.00
RENT6	PM	4009.00	7410.00	7698.00	4972.00	7517.00	5588.00	4633.00
SYNTHETIC ENEMAL ROBIALAC BALTI 3.64 LTR.	EACH	2198.00	2093.00	2325.00	2300.00	2840.00	2840.00	2840.00
SYNTHETIC ENEMAL ICI BALTI 3.64 LTR.	EACH	2138.00	2080.00	2325.00	2500.00	2778.00	2778.00	2780.00
CEMENT (LOCAL) SPECIFY BRAND NAME	BAG	600.00	610.00	602.00	610.00	595.00	590.00	590.00
BRICKS (NEW) IST CLASS	P/1000	10000.00	10000.00	9500.00	8700.00	7900.00	7000.00	6500.00
CEMENT BLOCKS (6"x8"x12")	P/100	0.00	0.00	0.00	6000.00	0.00	0.00	0.00
BAJREE	100CFT	5600.00	6500.00	5850.00	4500.00	5075.00	3800.00	2600.00
SAND (BLACK PIT SAND)	K100CFT	2400.00	2500.00	2000.00	2000.00	2000.00	1800.00	1800.00
TIMBER SHESHAM LOG IST QUALITY	cubmt.	52111.00	67000.00	63558.00	55000.00	91607.50	86600.00	70620.00
IRON BAR (M.S. BAR) 1/2"	P/TON	98000.00	92000.00	100000.00	94000.00	99000.00	95000.00	95000.00
CARPANTER WAGE RATE	P/DAY	1200.00	1000.00	800.00	1000.00	1100.00	1000.00	1050.00
MASON (RAJ) WAGE RATE	P/DAY	1200.00	1200.00	1200.00	1000.00	1100.00	950.00	1050.00
UNSKILLED LABOUR WAGE RATE	P/DAY	700.00	800.00	700.00	600.00	600.00	525.00	600.00
PLUMBER WAGE RSTE	P/DAY	1000.00	1000.00	800.00	1000.00	1100.00	1050.00	1050.00
ELECTICIAN WAGE RATE PER DAY **	P/DAY	800.00	0.00	0.00	1000.00	0.00	0.00	0.00
ELECTICIAN WAGE RATE PER POINT **	P/PNT	150.00	140.00	130.00	150.00	100.00	90.00	85.00
WATER CHARGES PER HOUSE	P/MONTH	70.00	100.00	128.75	70.00	100.00	0.00	75.00
ELECT.CHARGES UPTO 50 UNITS	P/UNIT	2.00	2.00	2.00	2.00	2.00	2.00	2.00
ELECT.CHARGES 01 - 100 UNIT	P/UNIT	6.18	6.18	6.18	6.18	6.18	6.18	6.18
ELECT.CHARGES 101 - 300 UNIT	P/UNIT	9.54	9.54	9.54	9.54	9.54	9.54	9.54
ELECT.CHARGES 301 - 1000 UNIT	P/UNIT	16.39	16.39	16.39	16.39	16.39	16.39	16.39
ELECT.CHARGES ABOVE 1000 UNIT	P/UNIT	18.39	18.39	18.39	18.39	18.39	18.39	18.39
ELEC	PM	10.50	10.50	10.50	10.50	10.50	10.50	10.50
GAS CHRGR upto 3.3719 MMBTU	MMBTU	145.08	145.08	145.08	145.08	145.08	145.08	145.08
GAS CHRGR 3.3719 - 6.7438 MMBTU	MMBTU	308.88	308.88	308.88	308.88	308.88	308.88	308.88
GAS CHRGR 6.7438 - 10.1157 MMBTU	MMBTU	321.75	321.75	321.75	321.75	321.75	321.75	321.75
GAS CHRGR 10.1157 - 13.4876 MMBTU	MMBTU	1310.40	1310.40	1310.40	1310.40	1310.40	1310.40	1310.40
GAS	PM	1708.20	1708.20	1708.20	1708.20	1708.20	1708.20	1708.20
GAS	PM	758.86	758.86	758.86	758.86	758.86	758.86	758.86
KEROSENE OIL	LTR	124.00	128.00	122.50	115.00	117.50	117.50	120.00
FIREWOOD WHOLE	40 KG.	750.00	700.00	600.00	600.00	700.00	655.00	500.00
CHAIR SHESHAM WOOD WITH ARMS **	EACH	3500.00	2700.00	2750.00	2000.00	2350.00	1900.00	2100.00
CHAIR PLASTIC (CHAIRMAN) AVERAGE QUALITY	EACH	800.00	600.00	850.00	850.00	675.00	650.00	575.00
TABLE SHESHAM WOOD (4X2X5") ***	EACH	10000.00	7000.00	5000.00	4500.00	5200.00	5000.00	3250.00
SOFASET WOODEN WITH FOAM SEAT **	SET	26000.00	13500.00	19000.00	20000.00	16375.00	13500.00	17000.00
COT IRON (WITH NIWAR)AV.QLTY.	EACH	2500.00	2000.00	2750.00	2300.00	2062.50	1850.00	1900.00
ALMIRAH (STEEL) 6'X3' 20 GUAGE	EACH	9000.00	9000.00	13000.00	9000.00	7850.00	7750.00	9750.00
DINNING TABLE 6 CHAIRS A.QLTY	SET	24000.00	27500.00	22500.00	32000.00	19700.00	19000.00	24500.00
SINGLE BED WITHOUT FOAM MED.	EACH	9000.00	8000.00	11000.00	10000.00	6125.00	4900.00	5250.00
MATRESS SINGLE(4"THICK)	EACH	6600.00	4000.00	5500.00	6340.00	6900.00	6900.00	6900.00
FARSHI DARI 12'X9' AV.QLTY	EACH	975.00	1000.00	1125.00	2500.00	1200.00	1300.00	1100.00
DARI COTTON (6'x2 1/2') AV.QL	EACH	450.00	500.00	550.00	500.00	541.67	600.00	450.00
CARPET PLAIN AV. QLTY	SQFT.	41.00	50.00	57.50	35.00	25.00	25.00	25.00
QUILT (LIHAF) 3 KG. COTTON	EACH	1050.00	1000.00	1200.00	1300.00	1081.25	900.00	650.00
BLANKET (90" x 54")	EACH	3000.00	4000.00	4750.00	5000.00	4250.00	4250.00	2650.00
BEDSHEET SINGLE BED SUP.QLTY	EACH	400.00	600.00	850.00	750.00	633.33	525.00	650.00
BED SHEET DOUBLE WITH TWO PILLOW COVERS SUP QLTY	SET	1000.00	1200.00	1662.50	1800.00	1258.33	1150.00	1100.00
TOWEL(3'x2') AV. QALTY	EACH	175.00	300.00	250.00	350.00	242.00	245.00	200.00
CEILING FAN 48" SUPER QLTY **	EACH	2400.00	2500.00	3250.00	3450.00	4055.00	4055.00	3995.00
PEDESTAL FAN 22" SUPER QLTY	EACH	4000.00	4000.00	4500.00	5800.00	6285.00	5580.00	5550.00

Contd.

7.11 Intercity Consumer Prices December, 2018

Description	Unit	Wazirabad	Sialkot	Faisalabad	Jhang	Multan	Muzaffargarh	D.G. Khan
REFG. DAWLENCE 10 CFT. D.DOOR	EACH	32000.00	36200.00	30000.00	34000.00	34300.00	34300.00	34300.00
D-FREEZER WAVES 8 CFT.	EACH	32000.00	31111.00	29000.00	33000.00	33000.00	33000.00	31500.00
AIRCONDITIONER 1.5 TON PEL	EACH	40000.00	44000.00	42000.00	41500.00	40000.00	40000.00	42000.00
SPLIT AIR CONDITIONER 1.5 TON (SPECIFY BRAND NAME)	EACH	48000.00	45000.00	44000.00	59000.00	55100.00	55100.00	56000.00
AIRCOOLER SUPER ASIA	EACH	14000.00	13000.00	12000.00	13500.00	14000.00	14000.00	18000.00
WASHING MACHINE SINGER	EACH	18500.00	17000.00	18500.00	18500.00	18500.00	18500.00	18500.00
SEWING MACHINE(SINGER)	EACH	8500.00	7400.00	8600.00	7800.00	8800.00	8800.00	8800.00
GIZER LARGE SIZE 30 GALLON CAPACITY SUP QLTY	EACH	22900.00	13750.00	19500.00	25900.00	25900.00	25900.00	25900.00
GAS BURNER DOUBLE SPFY.BRAND	EACH	1400.00	1500.00	1550.00	2200.00	2000.00	1750.00	1300.00
ELECT. IRON PHILIPS MDL.1120	EACH	2200.00	2000.00	2000.00	2000.00	2300.00	1600.00	2100.00
ELECTRIC JUICER FOR APPLE	EACH	4500.00	6000.00	6000.00	7800.00	10000.00	10000.00	4500.00
S.STEEL DEGHCHI MEDIUM SIZE ***	EACH	600.00	550.00	600.00	550.00	790.00	475.00	350.00
ALUMINIUM COOKING PAN (DEGCHI) MED SIZE	EACH	550.00	500.00	550.00	1350.00	375.00	295.00	350.00
NON STICK COOKING PAN (DEGCHI) SUP. QLTY	EACH	1500.00	1000.00	1100.00	1350.00	816.67	725.00	800.00
FRYING PAN STEEL AVG. QLTY MED. SIZE	EACH	500.00	440.00	325.00	550.00	313.75	195.00	375.00
TAWA IORN (MEDIUM SIZE) AVG. QLTY	EACH	300.00	350.00	375.00	364.00	225.00	220.00	200.00
S.STEEL PLATE A.QLTY.(M.SIZE)	EACH	90.00	85.00	65.00	90.00	80.00	60.00	60.00
TABLE SPOON S.STEEL SUP.QLTY.	DOZEN	350.00	340.00	475.00	500.00	296.67	275.00	400.00
WATER SET JUG+6 GLASSES (OMROC)	SET	400.00	1150.00	725.00	750.00	625.00	625.00	400.00
TEA SET PAK. CHINAWARE 21 PCS.	SET	2200.00	2200.00	2350.00	2800.00	3033.33	3050.00	2350.00
DINNER SET PLASTIC 72 PIECES SUPERIOR QLTY	SET	5500.00	5500.00	8250.00	7400.00	4925.00	4750.00	6000.00
HOTPOT SET PLASTIC 3 PCS.	SET	1600.00	1350.00	1325.00	2100.00	1475.00	1400.00	1900.00
BUCKET(BALTI) PLASTIC MED.SIZ	EACH	280.00	280.00	450.00	400.00	295.00	280.00	400.00
LOTA PLASTIC (MED SIZE) AVERAGE QUALITY	EACH	50.00	80.00	60.00	60.00	52.50	55.00	65.00
PRESURE COOKER 4 LTR.	EACH	1780.00	1250.00	1650.00	1775.00	1850.00	1850.00	1450.00
WATER COOLER 9/10 LTR.PLASTIC ***	EACH	650.00	650.00	750.00	1200.00	708.33	700.00	850.00
THERMOS STARVAC 1 LTR	EACH	600.00	800.00	650.00	850.00	700.00	700.00	650.00
BULB PHILIPS 100-WATTS	EACH	35.00	30.00	25.00	30.00	40.00	40.00	45.00
TUBE LIGHT PHILIPS 40 WATTS	EACH	110.00	110.00	107.50	130.00	130.00	130.00	130.00
ELECTRIC BLUBS "0" WATTE LOCAL	EACH	20.00	20.00	20.00	20.00	20.00	20.00	25.00
ELECTRIC BLUB ENERGY SAVER 14 WATTS	EACH	170.00	155.00	165.00	150.00	165.00	165.00	190.00
WASHING SOAP 250 GMS SPECIFY BRAND NAME	EACH	45.00	22.00	25.00	45.00	22.00	20.00	25.00
SURF EXCEL 400 GMS POLY BAG	EACH	145.00	112.00	145.00	145.00	145.00	145.00	125.00
WASHING POWDER 1000 GRM	EACH	190.00	190.00	190.00	190.00	190.00	190.00	190.00
WASHING POWDER (WHEEL/ BONUS) 100 GRAMS	EACH	95.00	125.00	95.00	95.00	95.00	95.00	95.00
CLEANSER POWDER VIM 1000 GM	PKT.	85.55	93.75	82.00	80.00	88.89	88.89	80.00
FINIS 500 ML	BOTTLE	193.75	225.00	234.00	250.00	200.00	237.50	195.00
PHNYLE TYPHONE/FINIS/CARRANITE 3 LITRES	BOTTLE	150.00	150.00	150.00	180.00	180.00	180.00	160.00
HARPIC	BOTTLE	190.00	180.00	180.00	180.00	180.00	180.00	180.00
BOOT POLISH CHERRY/KIWI 50ML	EACH	136.90	115.00	120.00	130.00	166.67	166.67	135.00
ROBIN BLUE (35 GRAMS)	PKT.	60.00	55.00	65.00	60.00	65.00	65.00	60.00
TISSU PAPER PERFUMED 100 PCS.	PKT	115.00	120.00	130.00	105.00	140.00	140.00	140.00
TOILET PAPER ROLL (R.PETEL)	P/ROLL	40.00	50.00	50.00	45.00	50.00	50.00	50.00
BOOT POLISH LIQUID CHEERY BLOSSOM KIWI 75 ML	BOTTLE	160.00	160.00	160.00	160.00	160.00	160.00	160.00
MATCH BOX SMALL	EACH	2.00	2.00	2.50	3.00	3.00	3.00	3.00
DRY CELL 1.5 VOLT(LOCAL)	EACH	25.00	15.00	40.00	25.00	25.00	25.00	30.00
HAND STITCHING NEEDLE M.SIZE	PACKET	5.00	10.00	9.00	10.00	10.00	10.00	10.00
SEWING MACHINE NEEDLE (SINGER)	EACH	6.00	8.00	7.00	11.00	8.60	8.60	5.00
HOUSEHOLD SERVANT FEMALE P/T	P/MNTH	2000.00	1500.00	2250.00	3000.00	1500.00	1200.00	1750.00
MARRIAGE HALL WITH FURNITURE	P/HEAD	105.00	100.00	145.00	150.00	96.67	72.50	110.00
SEPTRAN TABLETS	10TAB.	20.00	19.30	20.00	20.10	20.10	20.10	20.10
BRUFEN TABS 200-MG.	10TAB.	10.00	10.00	10.00	8.90	8.90	8.90	8.90
PANADOL TAB. EXTRA/PLAIN	10TAB.	12.00	12.00	12.63	12.50	12.50	12.50	12.50
DISPRIN TAB.	10TAB.	12.40	13.50	13.00	13.30	13.40	13.40	13.80
TRISIL TAB.	10 TAB	10.00	12.00	11.00	12.02	11.56	11.56	12.00
FLAGYL TAB. 200 MG.	10TAB.	10.00	10.00	10.00	10.00	10.00	10.00	10.00
VENTOLIN TAB. 2MG.	10TAB.	10.00	10.00	10.00	9.90	10.31	10.31	10.30
DAONIL TAB. 5 MG.	10TAB.	17.00	17.00	17.00	16.80	16.92	16.92	17.00
ENTOX TAB.	10TAB.	15.00	15.00	16.00	15.00	15.00	15.00	15.00
RENITEC TAB. 5 MG.	10TAB.	58.50	61.00	61.00	61.00	60.50	60.50	62.20
CAC. 1000 TAB	BOTTLE	133.08	128.00	133.00	133.00	133.08	133.08	133.08

Contd.

7.11 Intercity Consumer Prices December, 2018

Description	Unit	Wazirabad	Sialkot	Faisalabad	Jhang	Multan	Muzaffargarh	D.G. Khan
AMOXIL CAPSOLE 250 MG.S	10CAP.	35.00	36.00	36.00	35.70	36.44	36.44	36.40
CALCIUM SYRUP SANDOZ	BOTTLE	64.00	64.00	64.00	64.00	64.00	64.00	64.00
LEDERPLEX SYRUP	BOTTLE	52.74	52.70	53.00	52.75	52.74	52.74	52.74
SANCOS SYRUP (50 ML.)	BOTTLE	55.00	30.00	55.00	30.00	30.00	30.00	30.00
PHENERGAN SYRUP 120 ML.	BOTTLE	35.35	35.33	35.00	35.00	36.63	36.75	36.75
CALPOL SYRUP 60 ML.	BOTTLE	30.60	29.58	47.32	51.25	30.72	30.72	29.58
HYDRYLLIN SYRUP 120 ML.	BOTTLE	69.00	69.00	69.00	69.00	69.00	69.00	69.00
POLYFAX EYE OINTMENT	TUBE	21.00	21.00	21.00	22.75	22.50	22.50	22.50
BETNESOL EYE DROPS	BOTTLE	33.89	33.89	33.00	34.60	34.60	34.60	34.60
EAR DROPS (CARDISPORINE) ***	BOTTLE	21.00	21.00	25.00	25.00	21.00	21.00	25.89
BETNOVATE-N OINTMENT 5 GMS	TUBE	16.67	16.00	16.00	16.00	16.68	16.68	16.00
BURNOL CREAM 30 GRM	TUBE	55.42	55.42	55.42	55.42	55.42	55.42	55.42
VICKS VAPORUB/BALM	BOTTLE	36.00	36.00	36.00	36.00	36.00	36.00	36.00
GLYCRINE SMALL BOTTLE	BOTTLE	17.00	35.00	24.00	30.00	25.00	25.00	25.00
JOUHAR JOSHANDA	PKT.	10.00	10.00	10.00	10.00	10.00	10.00	10.00
GALXOS-D (450 GRMS)	PKT.	157.50	157.50	140.00	157.50	157.50	157.50	157.50
GRIPE-WATER WOODWARDS	BOTTLE	60.00	60.00	60.00	60.00	60.00	60.00	60.00
SANIPLAST ONE PUTTY	EACH	2.00	1.40	2.00	2.00	1.45	1.45	1.50
O.R.S. (NIMCOL)	PKT.	18.00	15.00	18.00	18.00	18.00	18.00	18.00
DETTOL (MEDIUM)	BOTTLE	100.00	150.00	100.00	150.00	150.00	150.00	150.00
COTTON BANDAGE 2" - 4"	EACH	7.00	10.00	8.50	7.50	10.00	10.00	8.00
THERMOMETER CHINA	EACH	40.00	40.00	46.25	40.00	55.83	57.50	50.00
DOCTOR (MBBS) CLINIC FEE	P/PAT.	100.00	100.00	250.00	500.00	150.00	100.00	200.00
URINE TEST (DR) CHARGES	P/TEST	100.00	150.00	250.00	80.00	121.25	55.00	100.00
BLOOD TEST (CP) CHARGES	P/TEST	300.00	350.00	500.00	240.00	290.00	225.00	350.00
SUGAR TEST (RANDOM/FASTING BOTH) CHARGES	P/TEST	200.00	200.00	200.00	100.00	143.33	100.00	140.00
ECG CHARGES	P/TEST	200.00	150.00	200.00	200.00	312.50	125.00	350.00
X-RAY (CHEST) CHARGES	P/X-RAY	300.00	200.00	500.00	600.00	275.00	200.00	375.00
CAR SUZUKI 800 CC (W/O. A/C)	EACH	0.00	817750.00	817750.00	847500.00	817750.00	0.00	817750.00
CAR SUZUKI 1000 CC	EACH	0.00	1400000.00	1400000.00	1516000.00	1400000.00	0.00	1516000.00
CAR TOYOTA 1300 CC	EACH	0.00	1976000.00	1979000.00	2076000.00	2094000.00	0.00	5004125.00
CAR HONDA CIVIC	EACH	0.00	2964500.00	0.00	0.00	2861500.00	0.00	0.00
MOTORCYCLE HONDA CD-70.	EACH	65900.00	69500.00	69500.00	69500.00	69500.00	69500.00	69500.00
MOTORCYCLE YAMAHA 100CC.	EACH	79300.00	79300.00	79300.00	79300.00	80000.00	80000.00	79300.00
MOTOR CYCLE HERO 70 CC	EACH	42500.00	45000.00	47500.00	47000.00	47500.00	0.00	46500.00
BICYCLE WITH TYRES & TUBES	EACH	7700.00	7200.00	9500.00	9000.00	8500.00	8500.00	8000.00
TYRE CAR WITH TUBE GENERAL	EACH	3000.00	3000.00	3500.00	3500.00	3175.00	3175.00	3200.00
TYRE MOTOR CYCLE WITHOUT TUBE	EACH	1200.00	1120.00	1300.00	1050.00	1180.00	1180.00	1100.00
TYRE CYCLE SPECIFY BRAND NAME	EACH	350.00	350.00	450.00	400.00	450.00	450.00	320.00
TYRE CAR W/O TUBE	EACH	2850.00	3000.00	3200.00	3300.00	3175.00	0.00	2900.00
PETROL SUPER	LITRE	95.83	95.83	95.83	95.83	95.83	95.83	95.83
HIGH SPEED DIESEL HSD	LITRE	110.94	110.94	110.94	110.94	110.94	110.94	110.94
CNG	K.G.	83.99	82.95	82.99	82.50	82.95	83.99	82.95
GAS CYLINDER STAND. SIZE	EACH	1310.00	1650.00	1600.00	1450.00	1430.00	1430.00	1200.00
MOTOR CYCLE SERVICE CHARGES	EACH	300.00	175.00	225.00	270.00	270.00	275.00	250.00
CAR SERVICE CHARGES	EACH	250.00	400.00	312.50	300.00	275.00	275.00	225.00
TYRE PUNCTURE CHARGES	EACH	80.00	100.00	70.00	60.00	70.00	65.00	40.00
CYCLE OVERHAULING CHARGES	EACH	200.00	350.00	275.00	500.00	281.00	290.00	275.00
CAR TAX FOR 800CC TO 1300CC	YEARLY	2650.00	2650.00	2650.00	2650.00	2650.00	2650.00	2650.00
TRAIN FARE ECO. 1-100 KM.	P/KM.	1.88	1.88	1.88	1.88	1.88	1.88	1.88
TRAIN FARE ECO. 101-500 KM.	P/KM.	1.14	1.14	1.14	1.14	1.14	1.14	1.14
TRAIN FARE ECO. > 500 KM.	P/KM.	0.91	0.91	0.91	0.91	0.91	0.91	0.91
TRAIN FARE IST SLP. 1-100KM	P/KM.	3.30	3.30	3.30	3.30	3.30	3.30	3.30
TRAIN FARE IST SLP.101-500 KM	P/KM.	2.72	2.72	2.72	2.72	2.72	2.72	2.72
TRAIN FARE IST SLP. > 500 KM	P/KM.	1.72	1.72	1.72	1.72	1.72	1.72	1.72
TRAIN FARE A/C SLP. 1-100KM.	P/KM	5.80	5.80	5.80	5.80	5.80	5.80	5.80
TRAIN FARE A/C SLP.101-500KM	P/KM.	5.23	5.23	5.23	5.23	5.23	5.23	5.23
TRAIN FARE A/C SLP > 500KM.	P/KM	3.90	3.90	3.90	3.90	3.90	3.90	3.90
PLATFORM TICKET	EACH	10.00	10.00	10.00	10.00	10.00	10.00	10.00
AUTO RICKSHAW FARES	KM/MIN	50.00	60.00	65.00	50.00	30.00	30.00	50.00
FULL TONGA CHARGES	KM/MIN	60.00	60.00	75.00	100.00	49.38	50.00	56.00
TAXI 4 SEATER FARE	KM/MIN	100.00	100.00	60.00	90.00	100.00	100.00	50.00

Contd.

7.11 Intercity Consumer Prices December, 2018

Description	Unit	Wazirabad	Sialkot	Faisalabad	Jhang	Multan	Muzaffargarh	D.G. Khan
BUS FARE MIN (WITHIN CITY)	TICKET	10.00	0.00	20.00	0.00	9.00	0.00	0.00
BUS FARE MAX (WITHIN CIT	TICKET	20.00	0.00	50.00	0.00	21.00	0.00	0.00
BUS FARE OUTSIDE CITY	P/KM.	1.60	0.86	1.10	1.36	1.20	1.20	1.30
A/C BUS FARE OUTSIDE CITY	P/KM.	1.45	1.11	1.74	2.27	1.50	1.50	2.00
MINIBUS FARE MIN.WITH IN CITY	TICKET	10.00	0.00	0.00	0.00	11.00	0.00	0.00
MINIBUS FARE MAX.WITH IN CITY	TICKET	10.00	0.00	0.00	0.00	24.00	0.00	0.00
SUZUKI FARE MIN.WITH IN CITY	TICKET	0.00	15.00	20.00	15.00	11.00	0.00	8.00
SUZUKI FARE MAXIMUM W.IN CITY	TICKET	0.00	18.75	30.00	20.00	21.00	0.00	8.00
AIR FARE ECONOMY CLASS.	P/KM.	0.00	14.98	14.98	0.00	14.98	0.00	14.98
POSTAL ENVELOPE DOMESTIC	EACH	8.00	8.00	8.00	8.00	8.00	8.00	8.00
ENVELOPE FOR SAUDI ARABIA	EACH	50.00	50.00	60.00	50.00	50.00	50.00	50.00
POSTAL REGISTRATION CHARGES	EACH	38.00	38.00	38.00	38.00	38.00	38.00	38.00
U.M.S. REG CHARGES MIN.	EACH	59.00	59.00	59.00	59.00	59.00	59.00	59.00
T.C.S. CH. MIN.WITH IN ZONE	EACH	200.00	200.00	200.00	200.00	200.00	200.00	200.00
TELEPHONE CHARGES LOCAL CALL	P/CALL	4.65	4.65	4.65	4.65	4.65	4.65	4.65
TEL CHARGES OUT SIDE CITY	P/CALL	4.65	4.65	4.65	4.65	4.65	4.65	4.65
INTERNET CHARGES	P/HOUR	50.00	25.00	22.50	60.00	20.00	22.50	20.00
MOBILE CELL CHARGES	P/UNIT	3.00	3.06	3.00	3.00	3.00	4.00	3.00
FAX CHARGES (LOCAL)	P/PAGE	30.00	20.00	20.00	30.00	20.00	20.00	15.00
TELEPHONE SET AV. QLTY	EACH	1000.00	500.00	600.00	1000.00	775.00	475.00	900.00
MOBILE SET NOKIA/SONY/ERICSON/SAMSUNG WITHOUT CAMERA	EACH	4250.00	2600.00	2200.00	3300.00	3800.00	3800.00	2900.00
T.V. 20" COLORED WEGA H-A21.	EACH	18500.00	20000.00	32500.00	12500.00	23500.00	23500.00	23500.00
T.V 20" COLOR CHINA/KORIA)	EACH	7000.00	13500.00	16900.00	5500.00	15500.00	15500.00	14900.00
V.C.P. PANASONIC/LG/NAT	EACH	0.00	5400.00	5750.00	0.00	0.00	0.00	0.00
DVD/VCD PLAYER PANASONIC/LG	EACH	4100.00	4500.00	4500.00	6000.00	4500.00	4200.00	4000.00
RADIO WITH C.PLAYER NATIONAL	EACH	2500.00	2250.00	2175.00	1250.00	3500.00	0.00	3000.00
PERSONNEL COMPUTER (BRANDED)	EACH	37500.00	35000.00	38820.00	56000.00	48200.00	48200.00	35000.00
VID. CASSETTE BLK. TDK/SONY	EACH	0.00	100.00	150.00	100.00	180.00	170.00	150.00
COM. C.D. (TDK/IMATION)	EACH	35.00	70.00	65.00	50.00	60.00	60.00	60.00
TAPE RECORDER CASSETTE BLANK	EACH	35.00	30.00	70.00	60.00	50.00	42.50	40.00
VIDEO GAME SEGA 16 BYTE	EACH	0.00	1250.00	1450.00	1200.00	1300.00	0.00	1600.00
CINEMA A/C. HIGH CLASS	TICKET	0.00	500.00	250.00	0.00	275.00	0.00	0.00
CINEMA NON-A/C HIGH CLASS	TICKET	0.00	300.00	250.00	30.00	150.00	40.00	35.00
CABLE CHARGES	P/MONTH	300.00	287.50	300.00	300.00	300.00	275.00	350.00
TV.LICENCE FEE DOMESTIC	YEARLY	420.00	420.00	420.00	420.00	420.00	420.00	420.00
ENGLISH BOOK CLASS V1	EACH	76.00	76.00	76.00	76.00	76.00	76.00	76.00
ENGLISH BOOK CLASS IX OR X	EACH	126.00	126.00	126.00	126.00	126.00	126.00	126.00
ENG. BOOK IST.YR COMPLETE SET	EACH	82.00	82.00	82.00	82.00	82.00	82.00	82.00
ENGLISH BOOK BA/B.SC	EACH	260.00	260.00	260.00	260.00	260.00	260.00	260.00
URDU BOOK CLASS V (T.B.BORD)	EACH	57.00	57.00	57.00	57.00	57.00	57.00	57.00
URDU BOOK CLASS IX/X(T.B.B)	EACH	137.00	137.00	137.00	137.00	137.00	137.00	137.00
URDU BOOK IST.YEAR/INTER	EACH	51.00	53.00	51.00	51.00	51.00	51.00	51.00
URDU BOOK BA/B.SC	EACH	140.00	140.00	140.00	140.00	140.00	140.00	140.00
MATHS BOOK CALSS V (T.B.B)	EACH	76.00	76.00	76.00	76.00	76.00	76.00	76.00
MATHS BOOK CLASS IX OR X	EACH	228.00	228.00	228.00	228.00	228.00	228.00	228.00
MATHS BOOK IST.YEAR (T.B.B)	EACH	144.00	144.00	144.00	150.00	151.00	151.00	150.00
PAKISTAN STUDIES BOOK BA/B.SC	EACH	150.00	155.00	150.00	150.00	150.00	150.00	150.00
DAILY "DAWN"	P/COPY	22.00	22.00	22.00	22.00	22.00	22.00	22.00
DAILY "JANG"	P/COPY	20.00	20.00	20.00	20.00	20.00	20.00	20.00
DAILY "NAWA-E-WAQT"	P/COPY	20.00	20.00	20.00	20.00	20.00	20.00	20.00
WEEKLY "AKHBAR-E-JAHAN"	P/COPY	60.00	60.00	60.00	60.00	60.00	60.00	60.00
WEEKLY "MAG"	P/COPY	50.00	50.00	50.00	50.00	50.00	50.00	50.00
MONTHLY "NAUNEHAL DIGEST"	P/COPY	35.00	35.00	35.00	35.00	35.00	35.00	35.00
PAPER FOOLSCAPE (27"x17")	QUIRE	40.00	30.00	45.00	50.00	37.50	33.75	40.00
EXERCISE.BOOK LINED 80/100 PGS	EACH	50.00	80.00	90.00	70.00	32.50	27.50	30.00
PENCILGOLDFISH/DEER	EACH	7.00	8.00	6.00	7.00	6.50	7.00	7.00
PEN INK DOLLOR 57 ML BOTTLE	EACH	20.00	25.00	20.00	25.00	25.00	25.00	20.00
PHOTOSTATE PAPER 70 GM	PRT	380.00	450.00	400.00	480.00	480.00	480.00	440.00
BALL PEN (local)	EACH	5.00	7.50	5.50	10.00	6.17	6.00	7.00
FOUNTAIN PEN HERO/WINGS/CHINA	EACH	60.00	50.00	50.00	60.00	59.00	60.00	50.00

Contd.

7.11 Intercity Consumer Prices December, 2018

Description	Unit	Wazirabad	Sialkot	Faisalabad	Jhang	Multan	Muzaffargarh	D.G. Khan
PRIVATE SCHOOL FEE ENGLISH MEDIUM AVERAGE STANDARD (CLASS I)	P/MONTH	1450.00	1000.00	2956.25	1700.00	2358.33	983.33	1875.00
PRIVATE SCHOOL FEE ENGLISH MEDIUM AVERAGE STANDARD (CLASS V)	P/MONTH	1650.00	1200.00	3005.00	1800.00	2683.33	1033.33	2050.00
PRIVATE SCHOOL FEE ENGLISH MEDIUM AVERAGE STANDARD (CLASS VI)	P/MONTH	1850.00	1300.00	3005.00	1800.00	2925.00	1250.00	2250.00
PRIVATE SCHOOL FEE ENGLISH MEDIUM AVERAGE STANDARD (CLASS X)	P/MONTH	2000.00	1500.00	3005.00	2000.00	3175.00	1600.00	2600.00
PRIVATE MEDICLE COLLEGE FEE MBBS (1ST YEAR)	P/MONTH	0.00	0.00	53500.00	0.00	45166.67	0.00	0.00
PRIVATE ENGINEERING COLLEGE FEE (ISTR YEAR)	P/MONTH	0.00	0.00	4950.00	0.00	16000.00	0.00	0.00
GOVT. COLLEGE FEE 1ST. YEAR	MONTH	50.00	50.00	50.00	50.00	50.00	50.00	50.00
GOVT. COLLEGE FEE 4TH. YEAR	MONTH	60.00	60.00	60.00	60.00	60.00	60.00	60.00
GOVT. UNIVERSITY FEE MSC.	MONTH	77.50	0.00	734.00	180.00	1833.33	0.00	833.00
GOVT. MED. COLLEGE FEE MBBS	MONTH	873.00	0.00	1338.00	0.00	1337.50	0.00	1250.00
GOVT. ENGG. COLL. FEE I YEAR	MONTH	1558.00	0.00	5750.00	0.00	3666.66	0.00	0.00
COACHING FEE FOR CLASS IX/X	P/MONTH	500.00	550.00	1400.00	1500.00	800.00	500.00	500.00
COACHING CHARGES FOR CLASS 1ST YEAR/INTER (SCIENCE)	P/MONTH	1200.00	1900.00	2000.00	2100.00	1200.00	900.00	1500.00
COACHING CHARGES FOR CLASS 1ST YEAR/INTER (COMMERCE)	P/MONTH	1200.00	2400.00	1500.00	2100.00	1133.33	900.00	1000.00
I.T. TUITION FEES	P/MONTH	3900.00	0.00	5800.00	2000.00	3000.00	0.00	2000.00
MBA TUITION FEES	P/MONTH	2000.00	0.00	19000.00	0.00	7390.00	0.00	2000.00
BREAD TANDOORI ST. SIZE	EACH	6.00	7.00	7.00	6.00	6.00	5.50	5.50
COOKED MUTTON (AV. HOTEL)	PLATE	160.00	200.00	275.00	180.00	135.00	145.00	150.00
COOKED BEEF (AV. HOTEL)	PLATE	80.00	130.00	150.00	130.00	93.33	100.00	100.00
COOKED DAL (AV. HOTEL)	PLATE	50.00	60.00	55.00	70.00	40.00	45.00	40.00
CHICKEN BIRYANI FULL/DOUBLE	PLATE	130.00	160.00	150.00	200.00	131.67	100.00	110.00
TEA PREPARED (ORDINARY)	CUP	20.00	20.00	22.50	20.00	20.00	20.00	25.00
HAIRCUT CHARGES FOR MEN	P/CUT	70.00	60.00	75.00	60.00	96.67	85.00	65.00
BEAUTY PORL HAIR STYL CHARGE	P/STY.	300.00	175.00	212.50	300.00	300.00	225.00	275.00
SHAVING CHARGES	PER SHV	40.00	40.00	50.00	30.00	45.00	50.00	50.00
LIPSTICK S.MISS/MEDORA	EACH	130.00	130.00	130.00	130.00	130.00	130.00	130.00
NAIL POLISH S.MISS/MEDORA	EACH	70.00	100.00	115.00	135.00	100.00	100.00	60.00
PERFUME MED.SIZE MEDORA/BROACH	EACH	130.00	200.00	220.00	220.00	130.00	130.00	130.00
HAIR-OIL AMLA/CHAMBELI	BOTTLE	140.00	150.00	120.00	130.00	120.00	120.00	130.00
TOILET SOAP LUX 95 GRAMS	EACH	44.78	38.00	50.00	35.00	40.00	40.00	36.00
TOILET SOAP LIFEBOUY 140 GRM	EACH	48.69	46.50	50.00	47.00	40.00	40.00	48.70
TOILET SOAP SAFEGUARD BATH SIZE	EACH	53.00	50.00	50.00	53.00	53.00	53.00	53.00
TOOTHPASTE MACKLINES 70 GRM	EACH	50.00	50.00	65.00	50.00	50.00	50.00	50.00
TOOTHPAST MED SIZE CLGATE 70 GMS	EACH	70.00	95.00	82.00	80.00	80.00	80.00	75.00
TOOTHBRUSH SHEILD A/PLAUQUE	EACH	50.00	60.00	75.00	75.00	40.00	40.00	40.00
TOOTHPOWDER DENTONIC 90 GRM	EACH	40.00	35.00	45.00	45.00	45.00	45.00	45.00
HAIR-COLOUR BEGIN (6 GMS)	EACH	120.00	100.00	100.00	120.00	120.00	120.00	130.00
HAIR COLOUR (KALAKOLA)	BOTTLE	140.00	120.00	130.00	130.00	130.00	130.00	130.00
FACECREAM PONDS (MEDIUM)	EACH	130.00	105.00	130.00	130.00	130.00	130.00	130.00
TALC POWDER VICE ROAY,B.CAT	EACH	165.00	130.00	165.00	165.00	165.00	165.00	165.00
BLADE TREET ORDINARY 10'S	PKT.	40.00	40.00	35.00	45.00	30.00	30.00	35.00
BLADE 7-O-CLOCK STAIN. 5'S	PKT.	35.00	30.00	35.00	45.00	35.00	35.00	40.00
SHAMPOO SUNSILK/PAINTIN 100 ML	BOTTLE	110.00	110.00	100.00	100.00	110.00	110.00	110.00
BEAUTY CREAM (FAIR & LOVELY)	EACH	230.00	99.00	75.00	230.00	230.00	230.00	130.00
HAIR REMOVING CREAM (EU-CREAM)	TUBE	70.00	65.00	70.00	70.00	70.00	70.00	70.00
GEL MEDIUM SIZE	BOTTLE	80.00	150.00	95.00	125.00	100.00	100.00	155.00
DISPOSABLE RAZOR GILLET-II	EACH	40.00	45.00	50.00	45.00	48.33	50.00	50.00
SHAVING CREAM TOUCH-ME/ADM.	EACH	80.00	60.00	80.00	85.00	70.00	70.00	70.00
GOLD TEZABI 24 CT	10 GM.	55510.00	55730.00	56840.00	55384.00	54700.00	54700.00	55470.00
SILVER TEZABI 24 CT	10 GM.	735.00	775.00	750.00	760.00	737.00	737.00	746.00
ARTIFICIAL JEWELLARY SET	SET	900.00	250.00	575.00	500.00	656.25	575.00	550.00
WRIST WATCH GENTS CITIZEN (ORIGINAL) ***	EACH	2500.00	2500.00	11900.00	6000.00	2500.00	2600.00	2500.00
WRIST WATCH LADIES CITIZEN (ORIGINAL) ***	EACH	2400.00	2500.00	7850.00	6000.00	2500.00	0.00	2500.00
WALL CLOCK QUARTZ AV.QLTY	EACH	500.00	500.00	537.50	1000.00	475.00	425.00	550.00
SUITCASE REXIN (24"x16"x6")	EACH	1500.00	1200.00	1250.00	1500.00	775.00	775.00	1200.00
TRUNK MEDIUM SIZE ***	EACH	1500.00	1500.00	1900.00	1400.00	1191.67	1325.00	1500.00
PURSE LADIES (LEATHER) AVERAGE QUALITY	EACH	1000.00	500.00	675.00	1200.00	1266.67	1300.00	650.00

7.11 Intercity Consumer Prices December, 2018

Description	Unit	Vehari	Sargodha	Mianwali	Bahawal-pur	Bahawal-nagar	R.Y. Khan
WHEAT	10 KG.	337.50	325.00	350.00	338.75	330.00	345.00
WHEAT FLOUR FINE/SUPERIOR.	KG.	40.00	41.00	40.00	40.00	40.00	40.00
WHEAT FLOUR AVG. QLTY	KG.	38.00	38.00	37.00	38.00	38.00	39.00
WHEAT FLOUR BAG	10 KG.	380.00	365.00	360.00	390.00	380.00	370.00
MAIDA	KG.	50.00	50.00	50.00	50.00	50.00	50.00
SUJI	KG.	50.00	50.00	50.00	50.00	50.00	50.00
BESAN AV. QLTY.	KG.	120.00	125.00	120.00	135.00	140.00	120.00
RICE BASMATI SUP. QLTY.	KG.	135.00	130.00	150.00	135.00	140.00	150.00
RICE BASMATI 385/386	KG.	75.00	77.50	100.00	100.00	85.00	80.00
RICE BASMATI BROKEN AV.QLTY	KG.	72.50	65.00	90.00	60.00	70.00	80.00
RICE IRRI-6 (SINDH/PUNJAB)	KG.	40.00	70.00	60.00	47.50	50.00	50.00
VERMICELLI	KG.	80.00	75.00	120.00	85.00	80.00	90.00
BREAD PLAIN MEDIUM SIZE	EACH	65.00	45.00	45.00	45.00	45.00	40.00
RUSK (PAPAY)	KG.	200.00	210.00	220.00	250.00	230.00	220.00
BISCUITS-PACKED	PKT	40.00	35.00	40.00	40.00	40.00	35.00
BISCUIT-BAKERY (LOOSE)	250 GM	90.00	80.00	80.00	115.00	80.00	90.00
CORNFLAKS FAUJI 225 GM.	PKT	180.00	180.00	200.00	189.00	180.00	171.00
SAMOSA (VEGATABLE)	EACH	15.00	17.50	20.00	11.00	20.00	20.00
PASTRY AV.QLTY.	EACH	40.00	40.00	40.00	45.00	30.00	40.00
PATTIES (VEGATABLES)	EACH	17.50	30.00	30.00	25.00	30.00	30.00
NIMCO	250 GM	80.00	60.00	80.00	65.00	85.00	100.00
CHIPS	250 GM	65.00	110.00	50.00	70.00	60.00	100.00
BEEF WITH BONE AV.QLTY.	KG	350.00	400.00	400.00	365.00	400.00	300.00
MUTTON AV.QLTY.	KG	700.00	875.00	750.00	725.00	750.00	650.00
CHICKEN FARM BROILER (LIVE)	KG	150.00	160.00	170.00	154.00	142.00	156.00
FISH-RAHU MEDIUM SIZE	KG	290.00	250.00	350.00	290.00	330.00	300.00
MILK FRESH (UNBOILED)	LTR.	75.00	70.00	70.00	67.50	70.00	70.00
CURD	KG.	87.50	90.00	90.00	80.00	80.00	85.00
MILK TETRA PACK 1/2 LTR.	PKT.	70.00	70.00	60.00	67.50	70.00	65.00
LACTOGEN 400 GRAMS	PKT.	495.00	500.00	500.00	500.00	500.00	480.00
POWDER MILK NIDO 400GM.	PKT	399.74	410.25	410.00	410.00	400.00	395.00
MILK POWDER LOOSE/PACKED	KG.	450.00	550.00	450.00	475.00	550.00	480.00
BUTTER LOCAL PACKED	50 GM.	35.00	40.00	50.00	70.00	30.00	30.00
EGGS FARM	DOZ	110.00	110.00	130.00	116.00	120.00	114.00
MUSTARD OIL AV.QLTY.	KG.	155.00	195.00	200.00	170.00	180.00	180.00
COOKING OIL (DALDA)	2.5LTR	530.00	520.00	485.00	520.00	475.00	475.00
COOKING OIL (PAKWAN) OTHER BRAND SPECIFY	2.5 LTR	508.00	495.00	400.00	425.00	450.00	433.00
VEGETABLE GHEE TIN	2.5KG.	495.00	495.00	475.00	495.00	475.00	475.00
VEGETABLE GHEE (LOOSE)	KG.	192.00	148.00	185.00	160.00	145.00	156.00
DATES AV.QLTY.	KG.	190.00	155.00	180.00	175.00	200.00	220.00
PISTACHIO AV.QLTY.	50 GM.	180.00	150.00	140.00	145.00	130.00	190.00
ALMONDS WHOLE AV.QLTY.	KG.	675.00	650.00	550.00	725.00	800.00	700.00
COCONUT DRY AV.QLTY.	KG.	480.00	450.00	450.00	420.00	480.00	500.00
RAISINS AV.QLTY.	50 GM.	22.50	30.00	30.00	23.00	20.00	30.00
GROUNDNUTS (WITH SHELL)	KG.	190.00	300.00	280.00	230.00	200.00	260.00
MALTA/MOSAMBI	DOZ	120.00	80.00	50.00	130.00	80.00	120.00
KINNU	DOZ	95.00	60.00	50.00	110.00	80.00	100.00
APPLE	KG	145.00	80.00	120.00	135.00	150.00	130.00
ALOO BUKHARA	KG	0.00	0.00	0.00	0.00	0.00	0.00
POMEGRANATE (ANNAR)	KG	180.00	150.00	150.00	225.00	180.00	200.00
GRAPES	KG	0.00	0.00	0.00	0.00	0.00	0.00
BANANAS	DOZ	50.00	50.00	60.00	65.00	51.25	60.00
MANGO KALMI	KG	0.00	0.00	0.00	0.00	0.00	0.00
GUAVA	KG	95.00	80.00	80.00	80.00	62.50	60.00
WATERMELON (TURBOOZ)	KG	0.00	0.00	0.00	0.00	0.00	0.00
MUSKMELON (KHARBOOZA)	KG	0.00	0.00	0.00	0.00	0.00	0.00
SWEETMELON (GARMA)	KG	0.00	0.00	0.00	0.00	0.00	0.00
PULSE MASOOR (WHOLE)	KG.	95.00	115.00	120.00	105.00	120.00	80.00
PULSE MASOOR (WASHED)	KG.	115.00	140.00	140.00	105.00	100.00	90.00
PULSE MOONG (WASHED)	KG.	115.00	120.00	100.00	120.00	125.00	120.00
PULSE MASH (WASHED)	KG.	200.00	175.00	120.00	140.00	180.00	130.00

Contd.

7.11 Intercity Consumer Prices December, 2018

Description	Unit	Vehari	Sargodha	Mianwali	Bahawal-pur	Bahawal-nagar	R.Y. Khan
PULSE GRAM	KG.	122.50	110.00	120.00	125.00	120.00	120.00
GRAM WHOLE BLACK AV.QLTY.	KG.	125.00	115.00	100.00	110.00	100.00	110.00
GRAM WHOLE YELLOW AV.QLTY	KG.	180.00	175.00	160.00	155.00	198.75	170.00
BEANS (LAL LOBIA)	KG.	195.00	150.00	160.00	157.50	180.00	170.00
POTATOES	KG	30.00	22.50	20.00	30.00	20.00	20.00
ONION	KG	22.50	22.50	30.00	30.00	20.00	20.00
TURNIP	KG	20.00	22.50	40.00	32.50	15.00	20.00
RADISH	KG	20.00	11.00	20.00	22.50	12.50	20.00
TOMATOES	KG	30.00	30.00	40.00	30.00	20.00	30.00
CABBAGE	KG	30.00	30.00	50.00	32.50	20.00	40.00
CAULIFLOWER	KG	20.00	22.50	30.00	35.00	22.50	30.00
BRINJAL	KG	30.00	30.00	60.00	30.00	10.00	20.00
PUMPKIN	KG	40.00	40.00	40.00	37.50	30.00	60.00
BOTTLEGOURD	KG	30.00	40.00	40.00	30.00	27.50	40.00
LADY FINGER	KG	50.00	110.00	60.00	110.00	42.50	70.00
PEAS	KG	30.00	27.50	40.00	45.00	30.00	40.00
SPINACH	KG	10.00	17.50	30.00	27.50	15.00	10.00
TINDA	KG	0.00	0.00	0.00	0.00	0.00	0.00
TURAI	KG	0.00	0.00	0.00	0.00	0.00	0.00
KARAILA	KG	0.00	0.00	0.00	0.00	0.00	0.00
ARVI	KG	0.00	0.00	0.00	0.00	0.00	0.00
CHILLIES GREEN	KG	60.00	60.00	100.00	60.00	35.00	50.00
CARROT	KG	20.00	20.00	30.00	30.00	22.50	30.00
COCUMBER (KHEERA)	KG	30.00	40.00	40.00	30.00	22.50	30.00
LEMON	250GM	20.00	25.00	30.00	27.50	12.50	20.00
SUGAR REFINED	KG.	53.50	54.00	54.00	55.00	55.00	52.00
GUR AV.QLTY	KG.	80.00	80.00	90.00	70.00	80.00	80.00
HONEY LANGANESE 500 GM.	BOTTLE	1220.00	1140.00	1000.00	1175.00	1000.00	900.00
MILO 200 GM.	BOTTLE	265.00	280.00	230.00	245.00	218.18	240.00
CUSTARD POWDER RAFHAN 300 GM.	PKT	85.00	85.00	80.00	80.00	80.00	80.00
TOFFEE (HILAL)	EACH	2.00	2.00	1.00	1.00	2.00	2.00
CHOWKELATE CANDY (SMALL SIZE)	EACH	5.00	5.00	6.00	5.00	5.00	5.00
SWEETMEAT (MIXED)	KG	350.00	295.00	340.00	390.00	292.50	380.00
ICE CREAM WALLS	CUP.	50.00	50.00	45.00	50.00	50.00	45.00
ICE	KG	7.50	10.00	5.00	8.50	5.00	5.00
JAM AHMED/MITCHELLES	BOTTLE	140.00	140.00	140.00	140.00	140.00	140.00
SQUASH-MITCHELLES	BOTTLE	165.00	175.00	175.00	175.00	180.00	165.00
ROOH AFZA	BOTTLE	190.00	190.00	190.00	190.00	200.00	190.00
JAM-E-SHIREEN	BOTTLE	200.00	200.00	200.00	200.00	200.00	200.00
SAUNF	50 GM	17.50	17.50	20.00	27.50	20.00	15.00
CINAMON LOOSE AV. QLTY	50 GM.	32.50	35.00	20.00	27.50	40.00	25.00
CUMINSEED WHITE NATIONAL	50 GM.	70.00	70.00	52.00	70.00	70.00	70.00
PEPPER BLACK NATIONAL	50 GM.	110.00	110.00	110.00	110.00	110.00	110.00
CLOVES LOOSE AV.QLTY	50 GM.	100.00	160.00	100.00	105.00	100.00	80.00
CARDAMOM LARGE LOOSE AV.QLTY	50 GM.	95.00	180.00	150.00	140.00	130.00	120.00
CARDAMOM SMALL AV.QLTY	50 GM.	155.00	140.00	150.00	125.00	130.00	120.00
SALT-POWDERED (LAHORI) LOOSE	KG.	14.00	10.00	10.00	12.00	10.00	10.00
SALT POWDERED (NATIONAL/SHAN)	PKT	30.00	30.00	35.00	30.00	30.00	30.00
CHILLIES POWD.NATIONAL 200GM	PKT	120.00	150.00	150.00	150.00	120.00	120.00
CHILLIES POWDER LOOS	KG.	275.00	440.00	360.00	290.00	280.00	290.00
CORRIANDER SEED POWD.NATIONAL	PKT	116.00	104.00	104.00	105.00	104.00	104.00
CORRIANDER SEED (LOOSE)	KG.	290.00	290.00	280.00	275.00	300.00	200.00
TURMERIC POWD.NATIONAL 50GM	PKT.	56.00	40.00	38.00	40.00	35.00	35.00
CURRY POWD. NATIONAL 200 GM	PKT.	87.00	87.00	87.00	87.00	86.00	87.00
TOMATO KETCHUP AHMED/MITCHL	BOTTLE	105.00	100.00	130.00	100.00	130.00	120.00
PICKLES AHMED/MITCHELLES	BOTTLE	130.00	120.00	140.00	120.00	130.00	120.00
VINEGAR SYNTHETIC (SIRKA)	BOTTLE	90.00	55.00	90.00	85.00	120.00	85.00
GARLIC	KG	110.00	120.00	160.00	120.00	100.00	120.00
GINGER	KG	160.00	155.00	250.00	200.00	200.00	200.00
TAPAL DANEDAR TEA 200GM PACKET	PKT	194.74	205.26	205.26	200.00	195.00	200.00
TEA LIPTON YELLOW LABEL 200GM.	PKT.	205.00	221.05	205.26	221.00	195.00	221.00

Contd.

7.11 Intercity Consumer Prices December, 2018

Description	Unit	Vehari	Sargodha	Mianwali	Bahawal-pur	Bahawal-nagar	R.Y. Khan
TEA LOOSE KENYA AV.QLTY 250GM.	PKT.	180.00	200.00	180.00	162.50	180.00	190.00
COFFEE-NESCAFE 75 GM. **	BOTTLE	425.00	380.00	380.00	420.00	370.00	350.00
COLD DRINK (STANDARD SIZ)	BOTTLE	25.00	25.00	25.00	25.00	25.00	25.00
FRUIT JUICE TETRA PACK	PKT.	20.00	22.50	20.00	15.00	20.00	20.00
MINERAL WATER NESTLE 1.5 LTR	BOTTLE	55.00	60.00	60.00	53.00	50.00	50.00
CIGARETTES K-2 10'S **	PKT	65.00	60.00	0.00	60.00	60.00	50.00
CIGARETTES CAPSTAN 10'S **	PKT	60.00	60.00	60.00	60.00	60.00	60.00
CIGARETTES GOLD LEAF 20'S	PKT	150.00	150.00	150.00	150.00	160.00	150.00
CIGARETTES MORVEN GOLD 20'S	PKT	60.00	60.00	60.00	60.00	60.00	60.00
BETEL LEAVES	50GM.	100.00	130.00	80.00	155.00	70.00	110.00
BETEL NUTS	KG.	1200.00	800.00	2500.00	1150.00	700.00	1000.00
LONG CLOTH 57" GUL AHMED/AL-KARAM	METER	300.00	270.00	200.00	250.00	400.00	310.00
SHIRTING AV.QLTY.	METER	275.00	170.00	200.00	120.00	270.00	240.00
PANT CLOTH W & WEAR AV.QLTY	METER	575.00	550.00	400.00	525.00	600.00	500.00
LAWN PRINTED GUL AHMED/AL-KARAM	METER	372.50	393.34	200.00	383.50	393.33	370.00
GEORGETTE AV.QLTY	METER	325.00	150.00	120.00	110.00	250.00	300.00
LINEN AV.QLTY ***	METER	247.50	150.00	160.00	125.00	280.00	325.00
HEAVY WT SUITING LAWERNCPUR AVG QLTY	METER	1200.00	1000.00	950.00	2225.00	1500.00	1500.00
HEAVY WT SUITING LAWERNCPUR SUP QLTY	METER	1950.00	1450.00	1200.00	2640.00	2000.00	1800.00
TROPICAL SUITING LAW.PUR	METER	1000.00	1200.00	950.00	1850.00	1400.00	1200.00
PANT BOY 24"/26" LENGTH.	EACH	690.00	475.00	400.00	462.50	650.00	500.00
SHIRT BOY 24"/26" LENGTH	EACH	590.00	325.00	350.00	387.50	490.00	500.00
SCHOOL UNI. PANT,SHIRT BOYS	SUIT	600.00	550.00	700.00	725.00	1150.00	1000.00
SCHOOL UNI. KAMEEZ,SHAL.BOYS	SUIT	500.00	475.00	750.00	725.00	1050.00	700.00
SCHOOL UNI. KAMEEZ,SHAL.GIRL	SUIT	525.00	475.00	800.00	687.50	1000.00	850.00
FROCK W/WEAR GIRLS	EACH	1450.00	1350.00	1000.00	3900.00	1600.00	1000.00
AWAMI-SUIT W & W(BOY) 24"/26	SUIT	1250.00	750.00	1400.00	775.00	1600.00	1550.00
AWAMI-SUIT W&W (GENTS)AV.QLTY	SUIT	1375.00	2350.00	1400.00	1150.00	2000.00	1700.00
PULLOVER GENTS OXFORD/BON.	EACH	3000.00	3990.00	3500.00	3675.00	4000.00	3430.00
PULLOVER LADIES OXFORD/BON.	EACH	3000.00	3050.00	3200.00	2930.00	3600.00	2530.00
PULLOVER (GENTS) OTHERS A.QTY	EACH	1000.00	1100.00	1200.00	1050.00	1790.00	900.00
SECOND-HAND COAT FOR MEN	EACH	275.00	150.00	500.00	1150.00	950.00	550.00
SECONDHAND SWEETER FOR MEN DUP QLTY	EACH	225.00	150.00	150.00	425.00	500.00	180.00
SECONDHAND WINTER JACKET	EACH	475.00	150.00	300.00	650.00	800.00	350.00
UNDERWEAR AV.QLTY MEDIUM SIZE	EACH	115.00	150.00	150.00	110.00	200.00	230.00
VEST FOR MEN AV.QLTY.	EACH	115.00	130.00	170.00	187.50	220.00	230.00
VEST/SHAMEEZ (WOMEN) AVG. QLTY	EACH	137.50	100.00	150.00	175.00	225.00	175.00
SOCKS NYLON (PAKISTANI)	PAIR	95.00	110.00	120.00	115.00	120.00	125.00
BRASSIER AV.QLTY.	EACH	162.50	135.00	200.00	160.00	250.00	280.00
BRASSIER SUP QLTY	EACH	250.00	580.00	600.00	387.50	700.00	690.00
DOPATTA GEORGETTE AV.QLTY.	EACH	475.00	275.00	270.00	337.50	500.00	550.00
DOPATTA COTTON AV GLTY	EACH	245.00	250.00	200.00	350.00	400.00	300.00
CHADDAR (W/WEAR) (2x2.5 MTR)	EACH	625.00	375.00	320.00	425.00	650.00	525.00
LUNGI/DHOTI(COTTON) AVG. QLTY	EACH	325.00	275.00	300.00	325.00	400.00	450.00
HANDKERCHIEF AVG. QLTY PAK	EACH	65.00	45.00	50.00	37.50	80.00	40.00
HANDKERCHIEF SUP. QLTY PAK	EACH	100.00	85.00	60.00	110.00	120.00	60.00
GLOVES AV QLTY	PAIR	95.00	145.00	150.00	115.00	195.00	225.00
AZARBAND COTTON AVG. QLTY	EACH	27.50	17.50	15.00	17.50	22.50	20.00
SEWING THREAD/REEL(ASLI PARI)	EACH	8.00	8.00	6.00	5.50	7.50	6.00
WASHING CHARGES PAINT & SHIRT	SUIT	95.00	190.00	150.00	135.00	70.00	90.00
DRY CLEANING SUIT COAT PANT	SUIT	350.00	425.00	392.50	487.50	400.00	600.00
WASHING CH. (KAMIZ-SHALWAR)	PAIR	85.00	110.00	70.00	125.00	65.00	90.00
TAILORING SHIRT	EACH	500.00	500.00	500.00	625.00	500.00	600.00
TAILORING CHARGES PANT (MEN)	EACH	1000.00	850.00	500.00	775.00	900.00	800.00
TAILORING COAT-PANT SUIT	SUIT	6750.00	4250.00	3050.00	7250.00	5000.00	4500.00
TAILORING AWAMI-SUIT (MALE)	SUIT	675.00	637.50	500.00	675.00	800.00	800.00
TAILORING SUIT FEMALE	SUIT	600.00	750.00	500.00	600.00	600.00	600.00
GENTS SHOES PAUL BATA	PAIR	1199.00	1299.00	1199.00	1199.00	1199.00	1199.00
GENTS SANDAL BATA	PAIR	699.00	699.00	699.00	699.00	699.00	699.00
GENTS SPOUNG CHAPPAL BATA	PAIR	199.00	199.00	199.00	199.00	199.00	199.00
LADIES SANDAL BATA	PAIR	599.00	599.00	599.00	599.00	599.00	599.00

Contd.

7.11 Intercity Consumer Prices December, 2018

Description	Unit	Vehari	Sargodha	Mianwali	Bahawal-pur	Bahawal-nagar	R.Y. Khan
LADIES SPOUNG CHAPPAL BATA	PAIR	199.00	199.00	199.00	199.00	199.00	199.00
CHILD SHOE POWER LITE BATA	PAIR	699.00	699.00	699.00	699.00	699.00	699.00
GENTS SHOE, ART 1109 SERVICE	PAIR	999.00	999.00	999.00	999.00	999.00	999.00
NYLON JOGGER 27 SIZE 2-5 ***	PAIR	1399.00	1399.00	1399.00	1399.00	1399.00	1399.00
CHINA FOOT WEAR AV. QLTY (MALE) *	PAIR	825.00	750.00	500.00	1150.00	600.00	500.00
CHINA FOOT WEAR AV. QLTY (FEMALE) *	PAIR	625.00	675.00	500.00	1150.00	500.00	400.00
CHINA FOOT WEAR AV. QLTY (CHILDREN) *	PAIR	475.00	575.00	500.00	875.00	400.00	400.00
SHOE REPAIR HALF SOLE	PAIR	65.00	150.00	80.00	110.00	100.00	100.00
SHOES POLISH CHARGES AVERAGE SHOP	PAIR	20.00	20.00	20.00	25.00	30.00	25.00
HOUSE RENT (combined)	MONTH	6165.00	7000.00	5917.00	9326.00	5463.00	5071.00
rent 2	pm	6165.00	7000.00	5917.00	9326.00	5463.00	5071.00
RENT3	PM	6165.00	7000.00	5917.00	9326.00	5463.00	5071.00
RENT4	PM	6165.00	7000.00	5917.00	9326.00	5463.00	5071.00
RENT5	PM	6165.00	7000.00	5917.00	9326.00	5463.00	5071.00
RENT6	PM	6165.00	7000.00	5917.00	9326.00	5463.00	5071.00
SYNTHETIC ENEMAL ROBIALAC BALTI 3.64 LTR.	EACH	2778.00	2840.00	1750.00	2952.00	2762.00	2726.00
SYNTHETIC ENEMAL ICI BALTI 3.64 LTR.	EACH	2726.00	2750.00	2150.00	2778.00	2616.00	2634.00
CEMENT (LOCAL) SPECIFY BRAND NAME	BAG	595.00	600.00	610.00	600.00	595.00	580.00
BRICKS (NEW) IST CLASS	P/1000	5750.00	8000.00	6500.00	6500.00	6500.00	7000.00
CEMENT BLOCKS (6"x8"x12")	P/100	0.00	0.00	0.00	0.00	0.00	3500.00
BAJREE	100CFT	5500.00	5000.00	3500.00	5350.00	8000.00	6500.00
SAND (BLACK PIT SAND)	K100CFT	2000.00	1750.00	2700.00	2500.00	2450.00	2000.00
TIMBER SHESHAM LOG IST QUALITY	cubmt.	56500.00	63566.00	52000.00	58269.00	56501.00	58269.00
IRON BAR (M.S. BAR) 1/2"	P/TON	101000.00	96000.00	105000.00	99750.00	96250.00	97000.00
CARPENTER WAGE RATE	P/DAY	1000.00	1200.00	1200.00	900.00	750.00	900.00
MASON (RAJ) WAGE RATE	P/DAY	900.00	1200.00	1200.00	1050.00	850.00	1000.00
UNSKILLED LABOUR WAGE RATE	P/DAY	575.00	700.00	600.00	600.00	425.00	500.00
PLUMBER WAGE RSTE	P/DAY	1000.00	1200.00	1200.00	900.00	800.00	900.00
ELECTICIAN WAGE RATE PER DAY **	P/DAY	1000.00	1100.00	1200.00	0.00	700.00	0.00
ELECTICIAN WAGE RATE PER POINT **	P/PNT	80.00	135.00	100.00	120.00	100.00	100.00
WATER CHARGES PER HOUSE	P/MONTH	50.00	125.00	100.00	60.00	100.00	70.00
ELECT.CHARGES UPTO 50 UNITS	P/UNIT	2.00	2.00	2.00	2.00	2.00	2.00
ELECT.CHARGES 01 - 100 UNIT	P/UNIT	6.18	6.18	6.18	6.18	6.18	6.18
ELECT.CHARGES 101 - 300 UNIT	P/UNIT	9.54	9.54	9.54	9.54	9.54	9.54
ELECT.CHARGES 301 - 1000 UNIT	P/UNIT	16.39	16.39	16.39	16.39	16.39	16.39
ELECT.CHARGES ABOVE 1000 UNIT	P/UNIT	18.39	18.39	18.39	18.39	18.39	18.39
ELEC	PM	10.50	10.50	10.50	10.50	10.50	10.50
GAS CHRg upto 3.3719 MMBUT	MMBTU	145.08	145.08	0.00	145.08	145.08	145.08
GAS CHRg 3.3719 - 6.7438 MMBUT	MMBTU	308.88	308.88	0.00	308.88	308.88	308.88
GAS CHRg 6.7438 - 10.1157 MMBUT	MMBTU	321.75	321.75	0.00	321.75	321.75	321.75
GAS CHRg10.1157 - 13.4876 MMBUT	MMBTU	1310.40	1310.40	0.00	1310.40	1310.40	1310.40
GAS	PM	1708.20	1708.20	0.00	1708.20	1708.20	1708.20
GAS	PM	758.86	758.86	0.00	758.86	758.86	758.86
KEROSENE OIL	LTR	130.00	120.00	130.00	132.00	140.00	120.00
FIREWOOD WHOLE	40 KG.	490.00	550.00	400.00	650.00	600.00	550.00
CHAIR SHESHAM WOOD WITH ARMS **	EACH	3000.00	3600.00	2000.00	3100.00	4250.00	1500.00
CHAIR PLASTIC (CHAIRMAN) AVERAGE QUALITY	EACH	650.00	1250.00	900.00	1550.00	875.00	900.00
TABLE SHESHAM WOOD (4X2X5") ***	EACH	5250.00	5750.00	3600.00	8750.00	19750.00	6000.00
SOFASET WOODEN WITH FOAM SEAT **	SET	20000.00	18000.00	17000.00	31000.00	27500.00	20000.00
COT IRON (WITH NIWAR)AV.QLTY.	EACH	1750.00	2100.00	2000.00	3900.00	2400.00	2500.00
ALMIRAH (STEEL) 6'X3' 20 GUAGE	EACH	15750.00	15750.00	9000.00	15500.00	14000.00	8000.00
DINNING TABLE 6 CHAIRS A.QLTY	SET	41000.00	29500.00	16000.00	39000.00	31500.00	33000.00
SINGLE BED WITHOUT FOAM MED.	EACH	8500.00	6500.00	5000.00	9750.00	12000.00	7000.00
MATRESS SINGLE(4"THICK)	EACH	6200.00	6800.00	5500.00	5900.00	7200.00	6000.00
FARSHI DARI 12'X9' AV.QLTY	EACH	1375.00	1450.00	1500.00	1950.00	1500.00	1400.00
DARI COTTON (6'x2 1/2') AV.QL	EACH	600.00	550.00	725.00	1550.00	1000.00	500.00
CARPET PLAIN AV. QLTY	SQFT.	25.00	50.00	60.00	27.50	45.00	45.00
QUILT (LIHAF) 3 KG. COTTON	EACH	1050.00	1750.00	1400.00	1450.00	1350.00	750.00
BLANKET (90" x 54")	EACH	5500.00	6250.00	3500.00	4900.00	4525.00	4000.00
BEDSHEET SINGLE BED SUP.QLTY	EACH	725.00	800.00	600.00	1650.00	750.00	550.00
BED SHEET DOUBLE WITH TWO PILLOW COVERS SUP QLTY	SET	1525.00	1550.00	900.00	2350.00	2500.00	1900.00

Contd.

7.11 Intercity Consumer Prices December, 2018

Description	Unit	Vehari	Sargodha	Mianwali	Bahawal-pur	Bahawal-nagar	R.Y. Khan
TOWEL(3'x2') AV. QALTY	EACH	285.00	250.00	300.00	255.00	500.00	330.00
CEILING FAN 48" SUPER QLTY **	EACH	3400.00	4500.00	3350.00	3300.00	3900.00	3600.00
PEDESTAL FAN 22" SUPER QLTY	EACH	5500.00	5450.00	4000.00	5200.00	5200.00	5100.00
REFG. DAWLENCE 10 CFT. D.DOOR	EACH	35300.00	33500.00	33000.00	34300.00	34600.00	32500.00
D-FREEZER WAVES 8 CFT.	EACH	37000.00	33050.00	32500.00	34400.00	32000.00	31500.00
AIRCONDITIONER 1.5 TON PEL	EACH	35000.00	35000.00	41000.00	38500.00	38500.00	41000.00
SPLIT AIR CONDITIONER 1.5 TON (SPECIFY BRAND NAME)	EACH	54700.00	49250.00	45000.00	54700.00	48000.00	45000.00
AIRCOOLER SUPER ASIA	EACH	15500.00	16500.00	13000.00	17500.00	17500.00	13000.00
WASHING MACHINE SINGER	EACH	19900.00	18500.00	15000.00	18500.00	18600.00	17700.00
SEWING MACHINE(SINGER)	EACH	7300.00	8400.00	7400.00	6900.00	8050.00	8300.00
GIZER LARGE SIZE 30 GALLON CAPACITY SUP QLTY	EACH	24000.00	19900.00	15000.00	21000.00	28050.00	17150.00
GAS BURNER DOUBLE SPFY.BRAND	EACH	1800.00	1900.00	1550.00	2250.00	2500.00	2000.00
ELECT. IRON PHILIPS MDL.1120	EACH	2600.00	2500.00	1800.00	1900.00	2000.00	2400.00
ELECTRIC JUICER FOR APPLE	EACH	10400.00	5000.00	6500.00	5800.00	6000.00	5330.00
S.STEEL DEGHCHI MEDIUM SIZE ***	EACH	775.00	625.00	630.00	1175.00	650.00	800.00
ALUMINIUM COOKING PAN (DEGCHI) MED SIZE	EACH	875.00	725.00	550.00	1150.00	1700.00	1850.00
NON STICK COOKING PAN (DEGCHI) SUP. QLTY	EACH	1275.00	1450.00	800.00	2150.00	1900.00	1950.00
FRYING PAN STEEL AVG. QLTY MED. SIZE	EACH	525.00	500.00	450.00	775.00	650.00	660.00
TAWA IORN (MEDIUM SIZE) AVG. QLTY	EACH	387.50	300.00	350.00	375.00	400.00	300.00
S.STEEL PLATE A.QLTY.(M.SIZE)	EACH	80.00	85.00	90.00	100.00	90.00	90.00
TABLE SPOON S.STEEL SUP.QLTY.	DOZEN	575.00	550.00	300.00	625.00	560.00	400.00
WATER SET JUG+6 GLASSES (OMROC)	SET	650.00	580.00	600.00	675.00	450.00	540.00
TEA SET PAK. CHINAWARE 21 PCS.	SET	3100.00	2900.00	1500.00	2900.00	2700.00	3300.00
DINNER SET PLASTIC 72 PIECES SUPERIOR QLTY	SET	6650.00	7250.00	7000.00	8250.00	8200.00	8000.00
HOTPOT SET PLASTIC 3 PCS.	SET	1625.00	1475.00	1300.00	2150.00	2100.00	1650.00
BUCKET(BALTI) PLASTIC MED.SIZ	EACH	375.00	450.00	300.00	462.50	450.00	300.00
LOTA PLASTIC (MED SIZE) AVERAGE QUALITY	EACH	85.00	50.00	70.00	90.00	80.00	70.00
PRESURE COOKER 4 LTR.	EACH	1875.00	1425.00	1500.00	2150.00	1700.00	1850.00
WATER COOLER 9/10 LTR.PLASTIC ***	EACH	725.00	850.00	800.00	975.00	1100.00	650.00
THERMOS STARVAC 1 LTR	EACH	675.00	600.00	550.00	600.00	550.00	600.00
BULB PHILIPS 100-WATTS	EACH	31.25	40.00	30.00	40.00	45.00	35.00
TUBE LIGHT PHILIPS 40 WATTS	EACH	160.00	150.00	110.00	170.00	130.00	120.00
ELECTRIC BLUBS "0" WATTE LOCAL	EACH	20.00	30.00	20.00	20.00	25.00	20.00
ELECTRIC BLUB ENERGY SAVER 14 WATTS	EACH	165.00	180.00	150.00	175.00	170.00	165.00
WASHING SOAP 250 GMS SPECIFY BRAND NAME	EACH	42.50	45.00	45.00	45.00	40.00	40.00
SURF EXCEL 400 GMS POLY BAG	EACH	145.00	112.00	130.00	116.00	145.00	116.00
WASHING POWDER 1000 GRM	EACH	185.00	180.00	190.00	190.00	190.00	190.00
WASHING POWDER (WHEEL/ BONUS) 100 GRAMS	EACH	90.00	90.00	95.00	95.00	95.00	110.00
CLEANSER POWDER VIM 1000 GM	PKT.	83.33	83.33	89.00	88.88	83.33	88.88
FINIS 500 ML	BOTTLE	160.00	218.75	218.75	250.00	270.00	250.00
PHNYLE TYPHONE/FINIS/CARRANITE 3 LITRES	BOTTLE	196.36	160.00	207.00	190.00	180.00	160.00
HARPIC	BOTTLE	180.00	190.00	190.00	190.00	180.00	180.00
BOOT POLISH CHERRY/KIWI 50ML	EACH	136.90	140.00	140.00	166.67	136.90	130.00
ROBIN BLUE (35 GRAMS)	PKT.	70.00	65.00	60.00	65.00	60.00	60.00
TISSU PAPER PERFUMED 100 PCS.	PKT	130.00	140.00	135.00	125.00	120.00	130.00
TOILET PAPER ROLL (R.PETEL)	P/ROLL	50.00	50.00	50.00	50.00	50.00	50.00
BOOT POLISH LIQUID CHEERY BLOSSOM KIWI 75 ML	BOTTLE	160.00	160.00	160.00	150.00	160.00	160.00
MATCH BOX SMALL	EACH	3.00	3.00	2.00	2.50	3.00	2.00
DRY CELL 1.5 VOLT(LOCAL)	EACH	30.00	25.00	30.00	30.00	45.00	25.00
HAND STITCHING NEEDLE M.SIZE	PACKET	10.00	12.50	9.00	10.00	6.00	6.00
SEWING MACHINE NEEDLE (SINGER)	EACH	7.00	10.00	5.00	5.00	8.50	8.50
HOUSEHOLD SERVANT FEMALE P/T	P/MNTH	1500.00	3750.00	2500.00	2250.00	3000.00	1800.00
MARRIAGE HALL WITH FURNITURE	P/HEAD	125.00	190.00	150.00	95.00	120.00	100.00
SEPTRAN TABLETS	10TAB.	19.30	20.00	19.65	19.30	19.30	20.10
BRUFEN TABS 200-MG.	10TAB.	8.90	12.00	10.00	12.00	10.00	10.00
PANADOL TAB. EXTRA/PLAIN	10TAB.	13.00	13.00	12.45	12.50	12.50	12.50
DISPRIN TAB.	10TAB.	13.40	13.00	15.90	13.40	13.40	13.39
TRISIL TAB.	10 TAB	11.60	10.00	12.00	12.00	11.60	11.57
FLAGYL TAB. 200 MG.	10TAB.	10.00	11.20	10.00	10.00	10.00	10.00
VENTOLIN TAB. 2MG.	10TAB.	12.00	10.00	10.00	10.00	10.00	10.00
DAONIL TAB. 5 MG.	10TAB.	17.00	17.00	17.00	16.92	17.00	16.92

Contd.

7.11 Intercity Consumer Prices December, 2018

Description	Unit	Vehari	Sargodha	Mianwali	Bahawal-pur	Bahawal-nagar	R.Y. Khan
ENTOX TAB.	10TAB.	15.00	15.00	15.00	15.00	15.00	15.00
RENITEC TAB. 5 MG.	10TAB.	62.20	58.50	60.30	58.50	58.50	60.57
CAC. 1000 TAB	BOTTLE	133.33	133.00	128.00	133.08	133.08	133.08
AMOXIL CAPSOLE 250 MG.S	10CAP.	36.70	36.00	35.60	36.00	35.70	36.10
CALCIUM SYRUP SANDOZ	BOTTLE	64.00	64.00	64.00	64.00	64.00	64.00
LEDERPLEX SYRUP	BOTTLE	52.74	52.00	52.74	52.74	52.74	52.74
SANCOS SYRUP (50 ML.)	BOTTLE	56.57	56.57	56.57	30.00	30.00	30.00
PHENERGAN SYRUP 120 ML.	BOTTLE	36.74	35.00	35.69	35.35	36.75	35.35
CALPOL SYRUP 60 ML.	BOTTLE	30.72	29.58	49.28	29.57	29.58	29.58
HYDRYLLIN SYRUP 120 ML.	BOTTLE	69.00	69.00	69.00	69.00	69.00	69.00
POLYFAX EYE OINTMENT	TUBE	21.60	23.00	22.50	22.50	22.50	22.50
BETNESOL EYE DROPS	BOTTLE	34.89	33.89	34.89	34.60	34.60	33.87
EAR DROPS (CARDISPORINE) ***	BOTTLE	21.00	25.00	21.00	22.04	21.42	23.39
BETNOVATE-N OINTMENT 5 GMS	TUBE	16.67	17.00	16.00	16.68	16.00	19.10
BURNOL CREAM 30 GRM	TUBE	55.42	55.42	55.42	55.42	55.42	55.42
VICKS VAPORUB/BALM	BOTTLE	36.00	36.00	36.00	36.00	36.00	36.00
GLYCRINE SMALL BOTTLE	BOTTLE	25.00	20.00	25.00	25.00	30.00	20.00
JOUHAR JOSHANDA	PKT.	10.00	10.00	10.00	10.00	10.00	10.00
GALXOS-D (450 GRMS)	PKT.	157.50	157.50	160.00	157.50	157.50	157.50
GRIPE-WATER WOODWARDS	BOTTLE	60.00	60.00	60.00	60.00	60.00	60.00
SANIPLAST ONE PUTTY	EACH	1.56	2.00	2.00	2.00	1.50	1.50
O.R.S. (NIMCOL)	PKT.	18.00	19.00	17.00	18.00	18.00	18.00
DETTOL (MEDIUM)	BOTTLE	100.00	150.00	100.00	150.00	150.00	150.00
COTTON BANDAGE 2" - 4"	EACH	10.00	5.00	10.00	7.00	10.00	8.00
THERMOMETER CHINA	EACH	70.00	67.50	50.00	55.00	60.00	80.00
DOCTOR (MBBS) CLINIC FEE	P/PAT.	200.00	175.00	300.00	200.00	500.00	300.00
URINE TEST (DR) CHARGES	P/TEST	100.00	100.00	100.00	100.00	50.00	100.00
BLOOD TEST (CP) CHARGES	P/TEST	300.00	350.00	250.00	400.00	450.00	350.00
SUGAR TEST (RANDOM/FASTING BOTH) CHARGES	P/TEST	60.00	100.00	200.00	130.00	100.00	150.00
ECG CHARGES	P/TEST	200.00	225.00	225.00	250.00	200.00	200.00
X-RAY (CHEST) CHARGES	P/X-RAY	375.00	500.00	350.00	400.00	300.00	300.00
CAR SUZUKI 800 CC (W/O. A/C)	EACH	817750.00	817750.00	817750.00	817750.00	884000.00	817750.00
CAR SUZUKI 1000 CC	EACH	1461000.00	1400000.00	1400000.00	1400000.00	1400000.00	1400000.00
CAR TOYOTA 1300 CC	EACH	0.00	2076000.00	1979000.00	2094000.00	0.00	1979000.00
CAR HONDA CIVIC	EACH	0.00	2891500.00	0.00	0.00	2861500.00	2861500.00
MOTORCYCLE HONDA CD-70.	EACH	69500.00	69500.00	69500.00	69500.00	69500.00	69500.00
MOTORCYCLE YAMAHA 100CC.	EACH	79500.00	79500.00	79500.00	80500.00	84500.00	85000.00
MOTOR CYCLE HERO 70 CC	EACH	43000.00	43500.00	0.00	47500.00	50000.00	50000.00
BICYCLE WITH TYRES & TUBES	EACH	9000.00	9000.00	8000.00	7900.00	7800.00	8000.00
TYRE CAR WITH TUBE GENERAL	EACH	3700.00	3200.00	3200.00	4000.00	3000.00	3200.00
TYRE MOTOR CYCLE WITHOUT TUBE	EACH	1225.00	1075.00	1250.00	1375.00	1225.00	1000.00
TYRE CYCLE SPECIFY BRAND NAME	EACH	575.00	325.00	350.00	360.00	375.00	350.00
TYRE CAR W/O TUBE	EACH	3250.00	3350.00	2800.00	4000.00	4000.00	2500.00
PETROL SUPER	LITRE	95.83	95.83	95.83	95.83	95.83	95.83
HIGH SPEED DIESEL HSD	LITRE	110.94	110.94	110.94	110.94	110.94	110.94
CNG	K.G.	83.95	86.99	86.99	83.50	84.95	83.95
GAS CYLINDER STAND. SIZE	EACH	1600.00	1400.00	1500.00	1540.00	1837.50	1540.00
MOTOR CYCLE SERVICE CHARGES	EACH	200.00	350.00	300.00	385.00	250.00	250.00
CAR SERVICE CHARGES	EACH	300.00	375.00	400.00	375.00	300.00	350.00
TYRE PUNCTURE CHARGES	EACH	60.00	90.00	100.00	70.00	90.00	100.00
CYCLE OVERHAULING CHARGES	EACH	450.00	350.00	350.00	200.00	300.00	150.00
CAR TAX FOR 800CC TO 1300CC	YEARLY	2650.00	2650.00	2650.00	2650.00	2650.00	2650.00
TRAIN FARE ECO. 1-100 KM.	P/KM.	1.88	1.88	1.88	1.88	0.00	1.88
TRAIN FARE ECO. 101-500 KM.	P/KM.	1.14	1.14	1.14	1.14	0.00	1.14
TRAIN FARE ECO. > 500 KM.	P/KM.	0.91	0.89	0.89	0.91	0.00	0.91
TRAIN FARE IST SLP. 1-100KM	P/KM.	3.30	3.30	3.30	3.30	0.00	3.30
TRAIN FARE IST SLP.101-500 KM	P/KM.	2.72	2.72	2.72	2.72	0.00	2.72
TRAIN FARE IST SLP. > 500 KM	P/KM.	1.72	1.72	1.72	1.72	0.00	1.72
TRAIN FARE A/C SLP. 1-100KM.	P/KM	5.80	5.80	5.80	5.80	0.00	5.80
TRAIN FARE A/C SLP.101-500KM	P/KM.	5.23	5.23	5.23	5.23	0.00	5.23
TRAIN FARE A/C SLP > 500KM.	P/KM	3.90	3.90	3.90	3.90	0.00	3.90

Contd.

7.11 Intercity Consumer Prices December, 2018

Description	Unit	Vehari	Sargodha	Mianwali	Bahawal-pur	Bahawal-nagar	R.Y. Khan
PLATEFORM TICKET	EACH	10.00	10.00	10.00	10.00	0.00	10.00
AUTO RICKSHAW FARES	KM/MIN	45.00	65.00	60.00	90.00	50.00	70.00
FULL TONGA CHARGES	KM/MIN	0.00	0.00	75.00	70.00	0.00	0.00
TAXI 4 SEATER FARE	KM/MIN	50.00	50.00	50.00	60.00	100.00	150.00
BUS FARE MIN (WITHIN CITY)	TICKET	0.00	9.00	0.00	0.00	0.00	0.00
BUS FARE MAX (WITHIN CIT	TICKET	0.00	21.00	0.00	0.00	0.00	21.00
BUS FARE OUTSIDE CITY	P/KM.	1.50	1.90	1.70	0.93	1.90	1.25
A/C BUS FARE OUTSIDE CITY	P/KM.	2.50	2.77	2.10	2.08	2.85	1.60
MINIBUS FARE MIN.WITH IN CITY	TICKET	0.00	0.00	0.00	0.00	0.00	0.00
MINIBUS FARE MAX.WITH IN CITY	TICKET	0.00	0.00	0.00	0.00	0.00	0.00
SUZUKI FARE MIN.WITH IN CITY	TICKET	0.00	20.00	20.00	11.00	10.00	0.00
SUZUKI FARE MAXIMUM W.IN CITY	TICKET	0.00	20.00	25.00	20.00	30.00	0.00
AIR FARE ECONOMY CLASS.	P/KM.	0.00	14.98	0.00	14.98	0.00	0.00
POSTAL ENVELOPE DOMESTIC	EACH	8.00	8.00	8.00	8.00	8.00	8.00
ENVELOPE FOR SAUDI ARABIA	EACH	60.00	50.00	50.00	50.00	50.00	50.00
POSTAL REGISTRATION CHARGES	EACH	38.00	38.00	38.00	38.00	38.00	38.00
U.M.S. REG CHARGES MIN.	EACH	59.00	59.00	59.00	59.00	59.00	60.00
T.C.S. CH. MIN.WITH IN ZONE	EACH	200.00	200.00	200.00	200.00	200.00	200.00
TELEPHONE CHARGES LOCAL CALL	P/CALL	4.65	4.65	4.65	4.65	4.65	4.65
TEL CHARGES OUT SIDE CITY	P/CALL	4.65	4.65	4.65	4.65	4.65	4.65
INTERNET CHARGES	P/HOUR	50.00	45.00	45.00	55.00	27.50	30.00
MOBILE CELL CHARGES	P/UNIT	3.00	3.00	3.00	4.50	3.06	3.06
FAX CHARGES (LOCAL)	P/PAGE	22.50	20.00	15.00	20.00	20.00	10.00
TELEPHONE SET AV. QLTY	EACH	1500.00	900.00	800.00	1150.00	800.00	650.00
MOBILE SET NOKIA/SONY/ERICSON/SAMSUNG WITHOUT CAMERA	EACH	3725.00	2875.00	3200.00	5200.00	3650.00	3650.00
T.V. 20" COLORED WEGA H-A21.	EACH	19000.00	22000.00	23250.00	23800.00	18000.00	17500.00
T.V 20" COLOR CHINA/KORIA)	EACH	6650.00	6550.00	14250.00	15300.00	13000.00	12000.00
V.C.P. PANASONIC/LG/NAT	EACH	0.00	0.00	6500.00	5500.00	5000.00	0.00
DVD/VCD PLAYER PANASONIC/LG	EACH	4100.00	6450.00	4500.00	4950.00	5000.00	5500.00
RADIO WITH C.PLAYER NATIONAL	EACH	1500.00	6250.00	3000.00	2100.00	1800.00	1800.00
PERSONNEL COMPUTER (BRANDED)	EACH	45000.00	40000.00	43250.00	64000.00	65000.00	63000.00
VID. CASSETTE BLK. TDK/SONY	EACH	280.00	165.00	150.00	200.00	180.00	100.00
COM. C.D. (TDK/IMATION)	EACH	77.50	55.00	45.00	45.00	50.00	35.00
TAPE RECORDER CASSETTE BLANK	EACH	75.00	50.00	50.00	55.00	50.00	40.00
VIDEO GAME SEGA 16 BYTE	EACH	1200.00	0.00	1500.00	1650.00	1150.00	1150.00
CINEMA A/C. HIGH CLASS	TICKET	0.00	110.00	0.00	0.00	0.00	0.00
CINEMA NON-A/C HIGH CLASS	TICKET	0.00	0.00	0.00	80.00	0.00	30.00
CABLE CHARGES	P/MONTH	300.00	300.00	250.00	300.00	300.00	300.00
TV.LICENCE FEE DOMESTIC	YEARLY	420.00	420.00	420.00	420.00	420.00	420.00
ENGLISH BOOK CLASS V1	EACH	76.00	76.00	76.00	76.00	76.00	76.00
ENGLISH BOOK CLASS IX OR X	EACH	126.00	126.00	126.00	126.00	126.00	126.00
ENG. BOOK IST.YR COMPLETE SET	EACH	82.00	82.00	82.00	82.00	82.00	82.00
ENGLISH BOOK BA/B.SC	EACH	260.00	260.00	260.00	260.00	260.00	260.00
URDU BOOK CLASS V (T.B.BORD)	EACH	57.00	57.00	57.00	57.00	57.00	57.00
URDU BOOK CLASS IX/X(T.B.B)	EACH	137.00	137.00	137.00	137.00	137.00	137.00
URDU BOOK IST.YEAR/INTER	EACH	51.00	51.00	51.00	51.00	51.00	51.00
URDU BOOK BA/B.SC	EACH	140.00	140.00	140.00	140.00	140.00	200.00
MATHS BOOK CALSS V (T.B.B)	EACH	76.00	76.00	76.00	76.00	76.00	76.00
MATHS BOOK CLASS IX OR X	EACH	228.00	228.00	228.00	228.00	228.00	228.00
MATHS BOOK IST.YEAR (T.B.B)	EACH	150.00	150.00	151.00	144.00	150.00	150.00
PAKISTAN STUDIES BOOK BA/B.SC	EACH	150.00	150.00	150.00	150.00	172.50	150.00
DAILY "DAWN"	P/COPY	22.00	22.00	22.00	22.00	22.00	22.00
DAILY "JANG"	P/COPY	20.00	20.00	20.00	20.00	20.00	20.00
DAILY "NAWA-E-WAQT"	P/COPY	20.00	20.00	20.00	20.00	20.00	20.00
WEEKLY "AKHBAR-E-JAHAN"	P/COPY	60.00	60.00	60.00	60.00	60.00	60.00
WEEKLY "MAG"	P/COPY	50.00	50.00	50.00	50.00	50.00	50.00
MONTHLY "NAUNEHAL DIGEST"	P/COPY	35.00	35.00	35.00	35.00	35.00	35.00
PAPER FOOLSCAPE (27"x17")	QUIRE	50.00	65.00	50.00	27.50	50.00	50.00
EXERCISE.BOOK LINED 80/100 PGS	EACH	50.00	80.00	50.00	70.00	70.00	70.00
PENCILGOLDFISH/DEER	EACH	7.00	10.00	7.00	7.00	7.50	7.00
PEN INK DOLLOR 57 ML BOTTLE	EACH	20.00	30.00	20.00	20.00	20.00	20.00

Contd.

7.11 Intercity Consumer Prices December, 2018

Description	Unit	Vehari	Sargodha	Mianwali	Bahawal-pur	Bahawal-nagar	R.Y. Khan
PHOTOSTATE PAPER 70 GM	PRT	440.00	500.00	430.00	415.00	400.00	380.00
BALL PEN (local)	EACH	10.00	9.00	8.00	5.00	8.00	10.00
FOUNTAIN PEN HERO/WINGS/CHINA	EACH	50.00	65.00	50.00	50.00	50.00	50.00
PRIVATE SCHOOL FEE ENGLISH MEDIUM AVERAGE STANDARD (CLASS I)	P/MONTH	1587.50	1500.00	1495.00	3755.00	2142.50	1600.00
PRIVATE SCHOOL FEE ENGLISH MEDIUM AVERAGE STANDARD (CLASS V)	P/MONTH	1587.50	1700.00	2200.00	3755.00	2187.50	2100.00
PRIVATE SCHOOL FEE ENGLISH MEDIUM AVERAGE STANDARD (CLASS VI)	P/MONTH	1700.00	1700.00	2680.00	3780.00	2187.50	2400.00
PRIVATE SCHOOL FEE ENGLISH MEDIUM AVERAGE STANDARD (CLASS X)	P/MONTH	1962.50	2450.00	2850.00	3962.50	2455.00	2600.00
PRIVATE MEDICINE COLLEGE FEE MBBS (1ST YEAR)	P/MONTH	0.00	0.00	0.00	0.00	0.00	0.00
PRIVATE ENGINEERING COLLEGE FEE (ISTR YEAR)	P/MONTH	0.00	0.00	14800.00	0.00	0.00	0.00
GOVT. COLLEGE FEE 1ST. YEAR	MONTH	50.00	50.00	60.00	50.00	50.00	50.00
GOVT. COLLEGE FEE 4TH. YEAR	MONTH	60.00	60.00	70.00	60.00	60.00	60.00
GOVT. UNIVERSITY FEE MSC.	MONTH	2241.50	1732.00	2017.00	1166.67	1000.00	1000.00
GOVT. MED. COLLEGE FEE MBBS	MONTH	0.00	1575.00	0.00	1250.00	0.00	1250.00
GOVT. ENGG. COLL. FEE I YEAR	MONTH	0.00	4812.00	0.00	2166.67	0.00	1830.00
COACHING FEE FOR CLASS IX/X	P/MONTH	2000.00	550.00	2600.00	1500.00	1500.00	1200.00
COACHING CHARGES FOR CLASS 1ST YEAR/INTER (SCIENCE)	P/MONTH	2400.00	1100.00	4000.00	2000.00	2000.00	1200.00
COACHING CHARGES FOR CLASS 1ST YEAR/INTER (COMMERCE)	P/MONTH	2500.00	800.00	1000.00	1500.00	2000.00	1000.00
I.T. TUITION FEES	P/MONTH	3450.00	4134.00	0.00	2417.00	0.00	2000.00
MBA TUITION FEES	P/MONTH	3450.00	2213.00	0.00	3500.00	0.00	6670.00
BREAD TANDOORI ST. SIZE	EACH	5.50	6.50	7.00	5.00	7.00	6.00
COOKED MUTTON (AV. HOTEL)	PLATE	150.00	370.00	140.00	190.00	200.00	200.00
COOKED BEEF (AV. HOTEL)	PLATE	115.00	140.00	120.00	125.00	127.50	100.00
COOKED DAL (AV. HOTEL)	PLATE	50.00	55.00	70.00	60.00	50.00	55.00
CHICKEN BIRYANI FULL/DOUBLE	PLATE	200.00	150.00	170.00	125.00	300.00	120.00
TEA PREPARED (ORDINARY)	CUP	22.50	22.50	20.00	22.50	20.00	25.00
HAIRCUT CHARGES FOR MEN	P/CUT	100.00	100.00	50.00	95.00	100.00	80.00
BEAUTY PORL HAIR STYL CHARGE	P/STY.	250.00	325.00	250.00	390.00	450.00	300.00
SHAVING CHARGES	PER SHV	45.00	55.00	50.00	50.00	45.00	40.00
LIPSTICK S.MISS/MEDORA	EACH	130.00	130.00	130.00	130.00	130.00	130.00
NAIL POLISH S.MISS/MEDORA	EACH	80.00	125.00	95.00	125.00	75.00	60.00
PERFUME MED.SIZE MEDORA/BROACH	EACH	230.00	220.00	130.00	220.00	250.00	220.00
HAIR-OIL AMLA/CHAMBELI	BOTTLE	130.00	120.00	120.00	120.00	130.00	130.00
TOILET SOAP LUX 95 GRAMS	EACH	40.00	36.00	47.00	41.30	42.00	38.00
TOILET SOAP LIFEBOUY 140 GRM	EACH	48.70	50.00	50.00	50.00	50.00	50.00
TOILET SOAP SAFEGUARD BATH SIZE	EACH	50.00	50.00	65.00	53.00	53.00	65.00
TOOTHPASTE MACKLINES 70 GRM	EACH	50.00	50.00	50.00	50.00	50.00	50.00
TOOTHPAST MED SIZE CLGATE 70 GMS	EACH	75.00	80.00	68.00	70.00	80.00	80.00
TOOTHBRUSH SHEILD A/PLAQUE	EACH	45.00	50.00	50.00	25.00	35.00	30.00
TOOTHPOWDER DENTONIC 90 GRM	EACH	45.00	35.00	32.00	45.00	45.00	35.00
HAIR-COLOUR BEGIN (6 GMS)	EACH	120.00	120.00	120.00	130.00	120.00	120.00
HAIR COLOUR (KALAKOLA)	BOTTLE	130.00	130.00	130.00	130.00	140.00	130.00
FACECREAM POND'S (MEDIUM)	EACH	120.00	250.00	120.00	130.00	130.00	120.00
TALC POWDER VICE ROAY,B.CAT	EACH	152.50	165.00	180.00	165.00	160.00	170.00
BLADE TREET ORDINARY 10'S	PKT.	35.00	40.00	50.00	35.00	45.00	30.00
BLADE 7-O-CLOCK STAIN. 5'S	PKT.	30.00	35.00	40.00	35.00	35.00	30.00
SHAMPOO SUNSILK/PAINTIN 100 ML	BOTTLE	99.00	123.75	110.00	110.00	111.00	110.00
BEAUTY CREAM (FAIR & LOVELY)	EACH	230.00	230.00	230.00	230.00	230.00	230.00
HAIR REMOVING CREAM (EU-CREAM)	TUBE	70.00	70.00	70.00	70.00	70.00	70.00
GEL MEDIUM SIZE	BOTTLE	60.00	120.00	200.00	100.00	135.00	170.00
DISPOSABLE RAZOR GILLET-II	EACH	45.00	45.00	50.00	45.00	50.00	50.00
SHAVING CREAM TOUCH-ME/ADM.	EACH	75.00	80.00	80.00	70.00	80.00	70.00
GOLD TEZABI 24 CT	10 GM.	55727.00	55298.00	54500.00	55555.00	56069.00	55727.00
SILVER TEZABI 24 CT	10 GM.	772.00	772.00	830.00	763.00	763.00	763.00
ARTIFICIAL JEWELLARY SET	SET	950.00	800.00	1000.00	725.00	1200.00	500.00
WRIST WATCH GENTS CITIZEN (ORIGINAL) ***	EACH	4500.00	7000.00	4100.00	8700.00	4300.00	3200.00
WRIST WATCH LADIES CITIZEN (ORIGINAL) ***	EACH	4500.00	7000.00	4100.00	8300.00	4300.00	3200.00
WALL CLOCK QUARTZ AV.QLTY	EACH	750.00	825.00	600.00	1100.00	800.00	800.00
SUITCASE REXIN (24"x16"x6")	EACH	1225.00	2450.00	1700.00	1700.00	2200.00	1500.00
TRUNK MEDIUM SIZE ***	EACH	1300.00	2500.00	2000.00	2100.00	1775.00	1500.00
PURSE LADIES (LEATHER) AVERAGE QUALITY	EACH	690.00	1450.00	700.00	1150.00	1500.00	1200.00

7.11 Intercity Consumer Prices December, 2018

Description	Unit	Karachi	Hyder- abad	Nawab- shah	Mirpur- khas	Mithi	Sukkar	Larkana	Dadu
WHEAT	10 KG.	385.00	345.00	347.50	320.00	320.00	325.00	345.00	350.00
WHEAT FLOUR FINE/SUPERIOR.	KG.	49.15	48.00	53.50	47.00	45.00	39.00	45.00	45.00
WHEAT FLOUR AVG. QLTY	KG.	42.58	42.00	41.50	40.00	40.00	38.00	40.00	40.00
WHEAT FLOUR BAG	10 KG.	447.31	420.00	397.50	400.00	410.00	390.00	380.00	450.00
MAIDA	KG.	53.46	50.00	52.50	50.00	55.00	50.00	45.00	50.00
SUJI	KG.	55.58	50.00	47.50	50.00	55.00	50.00	47.50	50.00
BESAN AV. QLTY.	KG.	131.92	125.00	122.50	120.00	120.00	130.00	138.00	120.00
RICE BASMATI SUP. QLTY.	KG.	179.23	165.00	121.25	170.00	177.50	155.00	140.00	140.00
RICE BASMATI 385/386	KG.	87.60	82.50	81.25	80.00	82.00	70.00	87.50	100.00
RICE BASMATI BROKEN AV.QLTY	KG.	85.38	85.00	92.50	70.00	75.00	65.00	82.50	60.00
RICE IRRI-6 (SINDH/PUNJAB)	KG.	56.13	53.50	51.25	50.00	45.00	55.00	40.75	45.00
VERMICELLI	KG.	89.62	90.00	82.50	90.00	100.00	80.00	70.00	100.00
BREAD PLAIN MEDIUM SIZE	EACH	45.00	44.00	53.75	45.00	45.00	50.00	45.00	50.00
RUSK (PAPAY)	KG.	195.38	190.00	250.00	150.00	150.00	245.00	250.00	320.00
BISCUITS-PACKED	PKT	40.00	40.00	35.00	40.00	40.00	40.00	37.50	40.00
BISCUIT-BAKERY (LOOSE)	250 GM	92.88	90.00	91.25	60.00	55.00	75.00	135.00	60.00
CORNFLAKS FAUJI 225 GM.	PKT	220.00	281.25	230.00	180.00	180.00	180.00	220.00	198.00
SAMOSA (VEGATABLE)	EACH	13.04	12.00	9.75	12.00	10.00	11.00	15.00	15.00
PASTRY AV.QLTY.	EACH	31.54	27.50	21.25	15.00	15.00	20.00	42.50	20.00
PATTIES (VEGATABLES)	EACH	17.69	11.00	10.00	15.00	12.00	20.00	30.00	20.00
NIMCO	250 GM	89.04	90.00	88.75	70.00	70.00	75.00	85.00	70.00
CHIPS	250 GM	98.94	80.00	98.75	70.00	70.00	80.00	100.00	70.00
BEEF WITH BONE AV.QLTY.	KG	453.46	380.00	352.50	350.00	0.00	400.00	350.00	350.00
MUTTON AV.QLTY.	KG	879.81	800.00	795.00	800.00	700.00	750.00	815.00	800.00
CHICKEN FARM BROILER (LIVE)	KG	184.92	165.00	195.00	160.00	178.00	170.00	180.00	180.00
FISH-RAHU MEDIUM SIZE	KG	384.62	250.00	345.00	350.00	325.00	250.00	280.00	340.00
MILK FRESH (UNBOILED)	LTR.	94.19	94.00	90.00	90.00	84.00	80.00	90.00	90.00
CURD	KG.	140.96	135.00	112.50	120.00	120.00	100.00	97.50	100.00
MILK TETRA PACK 1/2 LTR.	PKT.	65.00	70.00	58.75	60.00	60.00	70.00	67.50	70.00
LACTOGEN 400 GRAMS	PKT.	490.00	490.00	500.00	480.00	440.00	510.00	480.00	500.00
POWDER MILK NIDO 400GM.	PKT	400.00	400.00	423.75	380.00	380.00	390.00	410.00	380.00
MILK POWDER LOOSE/PACKED	KG.	514.81	562.50	560.00	520.00	520.00	480.00	800.00	370.00
BUTTER LOCAL PACKED	50 GM.	30.38	28.00	39.00	35.00	35.00	28.00	28.00	30.00
EGGS FARM	DOZ	117.81	117.50	127.50	100.00	115.00	125.00	117.50	120.00
MUSTARD OIL AV.QLTY.	KG.	184.81	160.00	162.50	150.00	150.00	150.00	195.00	160.00
COOKING OIL (DALDA)	2.5LTR	510.00	491.00	440.00	540.00	510.00	480.00	500.00	510.00
COOKING OIL (PAKWAN) OTHER BRAND SPECIFY	2.5 LTR	476.00	493.00	368.75	400.00	410.00	480.00	430.00	470.00
VEGETABLE GHEE TIN	2.5KG.	490.00	486.00	475.00	495.00	495.00	480.00	490.00	500.00
VEGETABLE GHEE (LOOSE)	KG.	158.08	195.00	180.00	160.00	160.00	145.00	130.00	120.00
DATES AV.QLTY.	KG.	279.62	140.00	152.50	130.00	105.00	225.00	235.00	200.00
PISTACHIO AV.QLTY.	50 GM.	147.69	155.00	102.50	100.00	115.00	150.00	117.50	160.00
ALMONDS WHOLE AV.QLTY.	KG.	932.69	775.00	825.00	850.00	850.00	1000.00	1250.00	1200.00
COCONUT DRY AV.QLTY.	KG.	424.23	445.00	242.50	360.00	415.00	400.00	330.00	400.00
RAISINS AV.QLTY.	50 GM.	33.56	25.00	23.75	30.00	25.00	25.00	29.00	20.00
GROUNDNUTS (WITH SHELL)	KG.	316.54	180.00	197.50	180.00	180.00	250.00	197.50	180.00
MALTA/MOSAMBI	DOZ	133.46	125.00	0.00	0.00	0.00	80.00	155.00	160.00
KINNU	DOZ	0.00	100.00	100.00	120.00	130.00	110.00	80.00	150.00
APPLE	KG	113.46	120.00	117.50	110.00	110.00	100.00	115.00	120.00
ALOO BUKHARA	KG	0.00	0.00	0.00	0.00	0.00	0.00	0.00	0.00
POMEGRANATE (ANNAR)	KG	195.38	150.00	245.00	175.00	190.00	190.00	200.00	175.00
GRAPES	KG	0.00	0.00	0.00	0.00	0.00	0.00	0.00	0.00
BANANAS	DOZ	60.00	45.00	47.50	55.00	55.00	55.00	45.00	30.00
MANGO KALMI	KG	0.00	0.00	0.00	0.00	0.00	0.00	0.00	0.00
GUAVA	KG	88.46	55.00	77.50	55.00	55.00	60.00	55.00	60.00
WATERMELON (TURBOOZ)	KG	0.00	0.00	0.00	0.00	0.00	0.00	0.00	0.00
MUSKMELON (KHARBOOZA)	KG	0.00	0.00	0.00	0.00	0.00	0.00	0.00	0.00
SWEETMELON (GARMA)	KG	0.00	0.00	0.00	0.00	0.00	0.00	0.00	0.00
PULSE MASOOR (WHOLE)	KG.	95.00	85.00	138.75	85.00	85.00	95.00	90.00	100.00
PULSE MASOOR (WASHED)	KG.	106.92	102.50	125.00	95.00	95.00	95.00	100.00	120.00
PULSE MOONG (WASHED)	KG.	126.15	120.00	135.00	125.00	115.00	125.00	135.00	120.00
PULSE MASH (WASHED)	KG.	141.35	135.00	152.50	125.00	125.00	130.00	120.00	140.00
PULSE GRAM	KG.	126.35	120.00	127.50	120.00	130.00	115.00	120.00	120.00

Contd.

7.11 Intercity Consumer Prices December, 2018

Description	Unit	Karachi	Hyder- abad	Nawab- shah	Mirpur- khas	Mithi	Sukkar	Larkana	Dadu
GRAM WHOLE BLACK AV QLTY.	KG.	119.42	110.00	72.50	102.50	105.00	125.00	135.00	100.00
GRAM WHOLE YELLOW AV.QLTY	KG.	168.08	145.00	122.50	180.00	180.00	180.00	165.00	160.00
BEANS (LAL LOBIA)	KG.	178.08	140.00	118.75	100.00	90.00	130.00	150.00	160.00
POTATOES	KG	27.31	25.00	35.00	20.00	22.50	20.00	22.50	20.00
ONION	KG	26.54	20.00	42.50	17.50	17.50	22.50	22.50	20.00
TURNIP	KG	44.81	30.00	55.00	35.00	35.00	30.00	25.00	20.00
RADISH	KG	37.12	30.00	35.00	25.00	25.00	30.00	35.00	30.00
TOMATOES	KG	26.15	12.50	42.50	10.00	10.00	20.00	27.50	20.00
CABBAGE	KG	44.04	30.00	55.00	25.00	27.50	30.00	42.50	20.00
CAULIFLOWER	KG	53.46	42.50	47.50	35.00	40.00	30.00	30.00	20.00
BRINJAL	KG	36.92	32.50	37.50	20.00	25.00	30.00	25.00	20.00
PUMPKIN	KG	0.00	0.00	0.00	0.00	0.00	0.00	0.00	0.00
BOTTLEGOURD	KG	0.00	0.00	0.00	0.00	0.00	0.00	0.00	0.00
LADY FINGER	KG	0.00	0.00	0.00	0.00	0.00	0.00	0.00	0.00
PEAS	KG	55.38	50.00	110.00	55.00	55.00	50.00	80.00	40.00
SPINACH	KG	34.23	30.00	37.50	27.50	27.50	20.00	35.00	20.00
TINDA	KG	0.00	0.00	0.00	0.00	0.00	0.00	0.00	0.00
TURAI	KG	0.00	0.00	0.00	0.00	0.00	0.00	0.00	0.00
KARAILA	KG	0.00	0.00	0.00	0.00	0.00	0.00	0.00	0.00
ARVI	KG	0.00	0.00	0.00	0.00	0.00	0.00	0.00	0.00
CHILLIES GREEN	KG	62.50	30.00	45.00	35.00	35.00	30.00	60.00	20.00
CARROT	KG	48.08	30.00	35.00	35.00	35.00	40.00	40.00	20.00
COCUMBER (KHEERA)	KG	41.54	30.00	45.00	35.00	37.50	40.00	37.50	30.00
LEMON	250GM	45.00	37.50	37.50	27.50	27.50	30.00	45.00	20.00
SUGAR REFINED	KG.	55.38	54.25	54.25	52.00	52.00	53.00	55.00	55.00
GUR AV.QLTY	KG.	101.54	95.00	72.50	67.50	50.00	75.00	74.00	80.00
HONEY LANGANESE 500 GM.	BOTTLE	1050.00	1080.00	830.00	740.00	850.00	750.00	900.00	1000.00
MILO 200 GM.	BOTTLE	233.33	250.00	215.00	240.00	190.00	206.00	305.88	200.00
CUSTARD POWDER RAFHAN 300 GM.	PKT	85.00	80.00	80.00	85.00	85.00	85.00	80.00	80.00
TOFFEE (HILAL)	EACH	1.00	1.00	1.00	1.00	1.00	1.00	2.00	1.00
CHOWKELATE CANDY (SMALL SIZE)	EACH	5.00	5.00	10.00	5.00	5.00	5.00	5.00	5.00
SWEETMEAT (MIXED)	KG	523.85	450.00	392.50	425.00	410.00	450.00	500.00	400.00
ICE CREAM WALLS	CUP.	40.00	40.00	41.25	45.00	45.00	40.00	50.00	40.00
ICE	KG	11.90	10.00	20.00	10.00	10.00	10.00	17.50	10.00
JAM AHMED/MITCHELLES	BOTTLE	145.00	160.00	137.50	145.00	145.00	150.00	150.00	140.00
SQUASH-MITCHELLES	BOTTLE	185.00	175.00	165.00	175.00	175.00	175.00	185.00	150.00
ROOH AFZA	BOTTLE	190.00	190.00	170.00	190.00	190.00	190.00	190.00	190.00
JAM-E-SHIREEN	BOTTLE	200.00	200.00	190.00	190.00	190.00	200.00	200.00	200.00
SAUNF	50 GM	23.56	20.00	25.00	10.00	15.00	20.00	20.00	20.00
CINAMON LOOSE AV. QLTY	50 GM.	32.21	30.00	41.25	25.00	25.00	30.00	30.00	20.00
CUMINSEED WHITE NATIONAL	50 GM.	70.00	70.00	70.00	70.00	70.00	70.00	75.00	80.00
PEPPER BLACK NATIONAL	50 GM.	110.00	110.00	110.00	110.00	110.00	110.00	110.00	110.00
CLOVES LOOSE AV.QLTY	50 GM.	96.15	80.00	87.50	70.00	70.00	80.00	90.00	90.00
CARDAMOM LARGE LOOSE AV.QLTY	50 GM.	163.85	110.00	160.00	80.00	117.50	150.00	100.00	90.00
CARDAMOM SMALL AV.QLTY	50 GM.	164.62	120.00	117.50	120.00	120.00	130.00	140.00	130.00
SALT-POWDERED (LAHORI) LOOSE	KG.	12.00	15.00	13.50	15.00	15.00	10.00	10.00	12.00
SALT POWDERED (NATIONAL/SHAN)	PKT	30.77	30.00	28.00	30.00	30.00	30.00	30.00	30.00
CHILLIES POWD.NATIONAL 200GM	PKT	150.00	150.00	120.00	120.00	120.00	120.00	120.00	150.00
CHILLIES POWDER LOOS	KG.	376.92	400.00	242.50	240.00	250.00	350.00	330.00	240.00
CORRIANDER SEED POWD.NATIONAL	PKT	104.00	104.00	104.00	120.00	104.00	104.00	105.00	104.00
CORRIANDER SEED (LOOSE)	KG.	290.00	230.00	257.50	160.00	167.50	240.00	227.50	200.00
TURMERIC POWD.NATIONAL 50GM	PKT.	40.00	40.00	35.00	35.00	35.00	35.00	40.00	40.00
CURRY POWD. NATIONAL 200 GM	PKT.	86.00	87.00	86.00	86.00	86.00	87.00	87.00	86.00
TOMATO KETCHUP AHMED/MITCHL	BOTTLE	90.00	110.00	95.00	85.00	85.00	90.00	120.00	100.00
PICKLES AHMED/MITCHELLES	BOTTLE	120.00	140.00	130.00	140.00	140.00	115.00	120.00	150.00
VINEGAR SYNTHETIC (SIRKA)	BOTTLE	75.00	80.00	100.00	65.00	65.00	80.00	90.00	85.00
GARLIC	KG	151.73	120.00	142.50	115.00	115.00	110.00	100.00	80.00
GINGER	KG	207.69	200.00	155.00	155.00	160.00	200.00	190.00	150.00
TAPAL DANEDAR TEA 200GM PACKET	PKT	200.00	200.00	185.00	205.00	205.00	194.73	190.00	205.00
TEA LIPTON YELLOW LABEL 200GM.	PKT.	221.05	205.26	195.00	205.00	205.00	205.00	221.05	205.00
TEA LOOSE KENYA AV.QLTY 250GM.	PKT.	173.46	150.00	157.50	200.00	220.00	150.00	140.00	130.00
COFFEE-NESCAFE 75 GM. **	BOTTLE	375.00	380.00	320.00	300.00	350.00	320.00	390.00	360.00

Contd.

7.11 Intercity Consumer Prices December, 2018

Description	Unit	Karachi	Hyder- abad	Nawab- shah	Mirpur- khas	Mithi	Sukkar	Larkana	Dadu
COLD DRINK (STANDARD SIZ)	BOTTLE	25.00	25.00	25.00	25.00	25.00	25.00	25.00	25.00
FRUIT JUICE TETRA PACK	PKT.	20.00	20.00	20.00	15.00	20.00	20.00	20.00	20.00
MINERAL WATER NESTLE 1.5 LTR	BOTTLE	55.00	55.00	50.00	50.00	55.00	50.00	50.00	50.00
CIGARETTES K-2 10'S **	PKT	60.00	60.00	60.00	50.00	50.00	60.00	50.00	60.00
CIGARETTES CAPSTAN 10'S **	PKT	65.00	60.00	65.00	50.00	50.00	60.00	60.00	60.00
CIGARETTES GOLD LEAF 20'S	PKT	150.00	150.00	150.00	140.00	140.00	150.00	150.00	150.00
CIGARETTES MORVEN GOLD 20'S	PKT	65.00	60.00	70.00	50.00	50.00	60.00	58.00	60.00
BETEL LEAVES	50GM.	122.12	100.00	77.50	120.00	140.00	120.00	95.00	100.00
BETEL NUTS	KG.	1184.62	1300.00	1500.00	1400.00	1600.00	1000.00	2150.00	800.00
LONG CLOTH 57" GUL AHMED/AL-KARAM	METER	180.38	225.00	302.50	190.00	225.00	375.00	200.00	300.00
SHIRTING AV.QLTY.	METER	164.23	140.00	223.75	100.00	140.00	175.00	157.50	140.00
PANT CLOTH W & WEAR AV.QLTY	METER	401.83	387.50	450.00	300.00	387.50	600.00	350.00	300.00
LAWN PRINTED GUL AHMED/AL-KARAM	METER	415.00	280.00	400.00	270.00	275.00	394.00	366.66	300.00
GEORGETTE AV.QLTY	METER	121.54	120.00	226.25	145.00	145.00	150.00	130.00	100.00
LINEN AV.QLTY ***	METER	159.23	140.00	152.50	165.00	175.00	175.00	190.00	110.00
HEAVY WT SUITING LAWERNCPUR AVG QLTY	METER	2800.00	2400.00	1400.00	1400.00	1500.00	1800.00	1100.00	900.00
HEAVY WT SUITING LAWERNCPUR SUP QLTY	METER	3600.00	3000.00	2300.00	1400.00	2500.00	2000.00	1300.00	1300.00
TROPICAL SUITING LAW.PUR	METER	1850.00	1650.00	0.00	900.00	1300.00	1400.00	900.00	750.00
PANT BOY 24"/26" LENGTH.	EACH	715.38	550.00	887.50	400.00	550.00	525.00	460.00	900.00
SHIRT BOY 24"/26" LENGTH	EACH	528.85	400.00	800.00	300.00	400.00	450.00	430.00	825.00
SCHOOL UNI. PANT,SHIRT BOYS	SUIT	1027.31	950.00	937.50	700.00	850.00	760.00	700.00	670.00
SCHOOL UNI. KAMEEZ,SHAL.BOYS	SUIT	800.00	800.00	850.00	600.00	750.00	760.00	700.00	475.00
SCHOOL UNI. KAMEEZ,SHAL.GIRL	SUIT	876.92	800.00	900.00	700.00	750.00	1000.00	700.00	640.00
FROCK W/WEAR GIRLS	EACH	1488.46	1500.00	975.00	600.00	1400.00	1000.00	600.00	1100.00
AWAMI-SUIT W & W(BOY) 24"/26	SUIT	1325.00	1000.00	1037.50	800.00	1000.00	1200.00	1200.00	750.00
AWAMI-SUIT W&W (GENTS)AV.QLTY	SUIT	1888.46	1600.00	1600.00	1200.00	1600.00	1200.00	1100.00	1200.00
PULLOVER GENTS OXFORD/BON.	EACH	4150.00	3500.00	3250.00	2000.00	3100.00	3250.00	3100.00	3500.00
PULLOVER LADIES OXFORD/BON.	EACH	3990.00	3400.00	3000.00	1800.00	3000.00	3500.00	2360.00	3000.00
PULLOVER (GENTS) OTHERS A.QTY	EACH	1096.15	900.00	1575.00	800.00	900.00	900.00	900.00	800.00
SECOND-HAND COAT FOR MEN	EACH	531.73	300.00	262.50	275.00	325.00	400.00	425.00	600.00
SECONDHAND SWEETER FOR MEN DUP QLTY	EACH	355.77	160.00	412.50	225.00	212.50	225.00	300.00	300.00
SECONDHAND WINTER JACKET	EACH	550.00	225.00	462.50	225.00	190.00	400.00	415.00	400.00
UNDERWEAR AV.QLTY MEDIUM SIZE	EACH	186.92	140.00	182.50	90.00	120.00	120.00	160.00	60.00
VEST FOR MEN AV.QLTY.	EACH	186.54	155.00	117.50	105.00	120.00	125.00	165.00	120.00
VEST/SHAMEEZ (WOMEN) AVG. QLTY	EACH	147.31	150.00	360.00	85.00	150.00	120.00	155.00	200.00
SOCKS NYLON (PAKISTANI)	PAIR	76.92	80.00	110.00	80.00	80.00	90.00	90.00	60.00
BRASSIER AV.QLTY.	EACH	186.92	180.00	250.00	137.50	180.00	135.00	180.00	120.00
BRASSIER SUP QLTY	EACH	418.08	300.00	400.00	365.00	365.00	300.00	300.00	220.00
DOPATTA GEORGETTE AV.QLTY.	EACH	254.23	220.00	350.00	325.00	310.00	250.00	400.00	250.00
DOPATTA COTTON AV GLTY	EACH	271.92	220.00	310.00	225.00	260.00	225.00	350.00	200.00
CHADDAR (W/WEAR) (2x2.5 MTR)	EACH	554.62	450.00	1200.00	350.00	400.00	290.00	520.00	800.00
LUNGI/DHOTI(COTTON) AVG. QLTY	EACH	343.27	287.50	312.50	325.00	310.00	290.00	480.00	300.00
HANDKERCHIEF AVG. QLTY PAK	EACH	63.08	47.50	62.50	42.50	45.00	50.00	50.00	50.00
HANDKERCHIEF SUP. QLTY PAK	EACH	106.92	80.00	117.50	65.00	80.00	80.00	100.00	130.00
GLOVES AV QLTY	PAIR	65.00	60.00	97.50	75.00	65.00	90.00	82.50	200.00
AZARBAND COTTON AVG. QLTY	EACH	16.94	15.00	26.25	11.00	12.00	20.00	35.00	20.00
SEWING THREAD/REEL(ASLI PARI)	EACH	7.00	7.00	7.00	10.00	10.00	7.00	7.00	8.00
WASHING CHARGES PAINT & SHIRT	SUIT	74.62	120.00	65.00	60.00	120.00	65.00	115.00	70.00
DRY CLEANING SUIT COAT PANT	SUIT	319.23	290.00	300.00	200.00	290.00	300.00	290.00	250.00
WASHING CH. (KAMIZ-SHALWAR)	PAIR	75.00	90.00	97.50	50.00	80.00	55.00	70.00	60.00
TAILORING SHIRT	EACH	476.92	425.00	450.00	300.00	425.00	500.00	425.00	400.00
TAILORING CHARGES PANT (MEN)	EACH	761.54	850.00	795.00	400.00	825.00	700.00	550.00	750.00
TAILORING COAT-PANT SUIT	SUIT	5288.46	4000.00	4000.00	3000.00	4000.00	5000.00	3500.00	3200.00
TAILORING AWAMI-SUIT (MALE)	SUIT	731.73	750.00	600.00	500.00	750.00	600.00	800.00	500.00
TAILORING SUIT FEMALE	SUIT	718.27	500.00	675.00	500.00	500.00	600.00	800.00	400.00
GENTS SHOES PAUL BATA	PAIR	1199.00	1199.00	1199.00	1199.00	1199.00	1199.00	1199.00	1199.00
GENTS SANDAL BATA	PAIR	699.00	699.00	699.00	699.00	699.00	699.00	699.00	699.00
GENTS SPOUNG CHAPPAL BATA	PAIR	199.00	199.00	199.00	199.00	199.00	199.00	199.00	199.00
LADIES SANDAL BATA	PAIR	599.00	599.00	599.00	599.00	599.00	599.00	599.00	599.00
LADIES SPOUNG CHAPPAL BATA	PAIR	199.00	199.00	199.00	199.00	199.00	199.00	199.00	199.00
CHILD SHOE POWER LITE BATA	PAIR	699.00	699.00	699.00	699.00	699.00	699.00	699.00	699.00
GENTS SHOE, ART 1109 SERVICE	PAIR	999.00	999.00	999.00	999.00	999.00	999.00	999.00	999.00

Contd.

7.11 Intercity Consumer Prices December, 2018

Description	Unit	Karachi	Hyder- abad	Nawab- shah	Mirpur- khas	Mithi	Sukkar	Larkana	Dadu
NYLON JOGGER 27 SIZE 2-5 ***	PAIR	1399.00	1399.00	1399.00	1399.00	1399.00	1399.00	1399.00	1399.00
CHINA FOOT WEAR AV. QLTY (MALE) *	PAIR	832.69	550.00	447.50	450.00	550.00	637.50	750.00	1100.00
CHINA FOOT WEAR AV. QLTY (FEMALE) *	PAIR	773.08	400.00	400.00	250.00	400.00	550.00	300.00	600.00
CHINA FOOT WEAR AV. QLTY (CHILDREN) *	PAIR	636.35	400.00	382.50	200.00	400.00	425.00	300.00	650.00
SHOE REPAIR HALF SOLE	PAIR	135.77	100.00	82.50	80.00	80.00	65.00	200.00	120.00
SHOES POLISH CHARGES AVERAGE SHOP	PAIR	25.77	20.00	22.50	15.00	20.00	18.75	30.00	20.00
HOUSE RENT (combined)	MONTH	11410.00	6133.00	4069.00	5099.00	3662.00	6280.00	4605.00	4051.00
rent 2	pm	11410.00	6133.00	4069.00	5099.00	3662.00	6280.00	4605.00	4051.00
RENT3	PM	11410.00	6133.00	4069.00	5099.00	3662.00	6280.00	4605.00	4051.00
RENT4	PM	11410.00	6133.00	4069.00	5099.00	3662.00	6280.00	4605.00	4051.00
RENT5	PM	11410.00	6133.00	4069.00	5099.00	3662.00	6280.00	4605.00	4051.00
RENT6	PM	11410.00	6133.00	4069.00	5099.00	3662.00	6280.00	4605.00	4051.00
SYNTHETIC ENEMAL ROBIALAC BALTI 3.64 LTR.	EACH	2400.00	1800.00	1600.00	2200.00	2200.00	1900.00	2100.00	1700.00
SYNTHETIC ENEMAL ICI BALTI 3.64 LTR.	EACH	2400.00	2500.00	2262.50	2200.00	2200.00	1900.00	2000.00	1700.00
CEMENT (LOCAL) SPECIFY BRAND NAME	BAG	621.54	630.00	622.50	620.00	630.00	620.00	620.00	627.50
BRICKS (NEW) IST CLASS	P/1000	11916.67	6000.00	6000.00	5600.00	6300.00	6500.00	6000.00	5166.00
CEMENT BLOCKS (6"x8"x12")	P/100	3534.62	2550.00	3800.00	0.00	0.00	0.00	0.00	3000.00
BAJREE	100CFT	5211.54	3000.00	2300.00	4300.00	5600.00	4000.00	3500.00	2500.00
SAND (BLACK PIT SAND)	K100CFT	4961.54	1500.00	1600.00	0.00	2000.00	2000.00	1600.00	2100.00
TIMBER SHESHAM LOG IST QUALITY	cubmt.	63500.00	39600.00	41950.00	0.00	0.00	52965.00	44143.00	55500.00
IRON BAR (M.S. BAR) 1/2"	P/TON	96307.69	97000.00	94250.00	94000.00	94500.00	94000.00	95000.00	94000.00
CARPANTER WAGE RATE	P/DAY	1292.31	1200.00	900.00	700.00	1000.00	1000.00	800.00	1000.00
MASON (RAJ) WAGE RATE	P/DAY	1430.77	1200.00	1000.00	700.00	1000.00	1000.00	900.00	1000.00
UNSKILLED LABOUR WAGE RATE	P/DAY	932.69	700.00	512.50	400.00	600.00	450.00	400.00	500.00
PLUMBER WAGE RSTE	P/DAY	1430.77	1200.00	812.50	700.00	1000.00	1000.00	600.00	800.00
ELECTICIAN WAGE RATE PER DAY **	P/DAY	1169.23	1000.00	800.00	0.00	0.00	0.00	600.00	800.00
ELECTICIAN WAGE RATE PER POINT **	P/PNT	211.54	150.00	200.00	100.00	100.00	87.50	135.00	100.00
WATER CHARGES PER HOUSE	P/MONTH	157.00	230.00	40.00	20.00	230.00	130.00	150.00	35.00
ELECT.CHARGES UPTO 50 UNITS	P/UNIT	2.00	2.00	2.00	2.00	2.00	2.00	2.00	2.00
ELECT.CHARGES 01 - 100 UNIT	P/UNIT	6.18	6.18	6.18	6.18	6.18	6.18	6.18	6.18
ELECT.CHARGES 101 - 300 UNIT	P/UNIT	9.54	9.54	9.54	9.54	9.54	9.54	9.54	9.54
ELECT.CHARGES 301 - 1000 UNIT	P/UNIT	16.39	16.39	16.39	16.39	16.39	16.39	16.39	16.39
ELECT.CHARGES ABOVE 1000 UNIT	P/UNIT	18.39	18.39	18.39	18.39	18.39	18.39	18.39	18.39
ELEC	PM	10.50	10.50	10.50	10.50	10.50	10.50	10.50	10.50
GAS CHRg upto 3.3719 MMBUT	MMBTU	145.08	145.08	145.08	145.08	0.00	145.08	145.08	145.08
GAS CHRg 3.3719 - 6.7438 MMBUT	MMBTU	308.88	308.88	308.88	308.88	0.00	308.88	308.88	308.88
GAS CHRg 6.7438 - 10.1157 MMBUT	MMBTU	321.75	321.75	321.75	321.75	0.00	321.75	321.75	321.75
GAS CHRg10.1157 - 13.4876 MMBUT	MMBTU	1310.40	1310.40	1310.40	1310.40	0.00	1310.40	1310.40	1310.40
GAS	PM	1708.20	1708.20	1708.20	1708.20	0.00	1708.20	1708.20	1708.20
GAS	PM	758.86	758.86	758.86	758.86	0.00	758.86	758.86	758.86
KEROSENE OIL	LTR	134.23	125.00	88.50	125.00	130.00	115.00	140.00	130.00
FIREWOOD WHOLE	40 KG.	667.31	600.00	407.50	500.00	450.00	400.00	450.00	450.00
CHAIR SHESHAM WOOD WITH ARMS **	EACH	2200.00	1400.00	2050.00	1000.00	1100.00	2000.00	2600.00	1800.00
CHAIR PLASTIC (CHAIRMAN) AVERAGE QUALITY	EACH	957.69	800.00	800.00	500.00	700.00	1000.00	850.00	1000.00
TABLE SHESHAM WOOD (4X2X5") ***	EACH	7500.00	3600.00	6000.00	2700.00	3600.00	5000.00	8000.00	6500.00
SOFASET WOODEN WITH FOAM SEAT **	SET	20692.31	15125.00	17875.00	15500.00	14500.00	12500.00	23000.00	22000.00
COT IRON (WITH NIWAR)AV.QLTY.	EACH	2634.62	2000.00	2550.00	2000.00	2000.00	2250.00	3700.00	3000.00
ALMIRAH (STEEL) 6'X3' 20 GUAGE	EACH	10865.38	8750.00	10000.00	6750.00	7150.00	14000.00	10000.00	20000.00
DINNING TABLE 6 CHAIRS A.QLTY	SET	15615.38	26000.00	20500.00	11000.00	26000.00	25000.00	18500.00	25000.00
SINGLE BED WITHOUT FOAM MED.	EACH	6153.85	5500.00	7375.00	5500.00	5500.00	12500.00	11000.00	6500.00
MATRESS SINGLE(4"THICK)	EACH	5600.00	6200.00	4950.00	7400.00	7400.00	4500.00	6600.00	7100.00
FARSHI DARI 12'X9' AV.QLTY	EACH	1565.38	1000.00	1412.50	850.00	1000.00	900.00	1380.00	800.00
DARI COTTON (6'x2 1/2') AV.QL	EACH	609.62	425.00	1175.00	400.00	500.00	600.00	600.00	400.00
CARPET PLAIN AV. QLTY	SQFT.	66.73	45.00	45.00	45.00	45.00	30.00	93.00	30.00
QUILT (LIHAF) 3 KG. COTTON	EACH	1619.23	1100.00	1175.00	650.00	975.00	1200.00	950.00	600.00
BLANKET (90" x 54")	EACH	4221.15	4000.00	4125.00	2000.00	3600.00	3000.00	3600.00	3600.00
BEDSHEET SINGLE BED SUP.QLTY	EACH	863.46	600.00	750.00	400.00	600.00	500.00	850.00	800.00
BED SHEET DOUBLE WITH TWO PILLOW COVERS SUP QLTY	SET	1600.00	950.00	1475.00	600.00	600.00	900.00	1500.00	1200.00
TOWEL(3'x2') AV. QALTY	EACH	268.27	200.00	305.00	140.00	200.00	250.00	250.00	200.00
CEILING FAN 48" SUPER QLTY **	EACH	3846.15	3200.00	3375.00	2900.00	3400.00	3500.00	3950.00	3500.00
PEDESTAL FAN 22" SUPER QLTY	EACH	4830.77	4000.00	4475.00	4000.00	5400.00	4500.00	3800.00	4300.00

Contd.

7.11 Intercity Consumer Prices December, 2018

Description	Unit	Karachi	Hyder- abad	Nawab- shah	Mirpur- khas	Mithi	Sukkar	Larkana	Dadu
REFG. DAWLENCE 10 CFT. D.DOOR	EACH	33000.00	32000.00	28000.00	33000.00	33000.00	35000.00	33000.00	29500.00
D-FREEZER WAVES 8 CFT.	EACH	29596.15	27900.00	28000.00	29000.00	30000.00	32000.00	33000.00	31500.00
AIRCONDITIONER 1.5 TON PEL	EACH	40000.00	44000.00	43000.00	35000.00	35000.00	52000.00	47000.00	58500.00
SPLIT AIR CONDITIONER 1.5 TON (SPECIFY BRAND NAME)	EACH	43000.00	46000.00	44500.00	42000.00	42000.00	46500.00	49000.00	48000.00
AIRCOOLER SUPER ASIA	EACH	11500.00	10500.00	12000.00	10500.00	10800.00	12300.00	12500.00	11000.00
WASHING MACHINE SINGER	EACH	17000.00	18000.00	14700.00	18500.00	18500.00	16000.00	15600.00	14700.00
SEWING MACHINE(SINGER)	EACH	8080.00	7400.00	7105.00	8080.00	8080.00	7500.00	7400.00	7400.00
GIZER LARGE SIZE 30 GALLON CAPACITY SUP QLTY	EACH	24600.00	25900.00	23575.00	18000.00	22950.00	17000.00	18800.00	22500.00
GAS BURNER DOUBLE SPFY.BRAND	EACH	2368.63	1800.00	2000.00	1700.00	1800.00	2100.00	1925.00	2500.00
ELECT. IRON PHILIPS MDL.1120	EACH	1800.00	1700.00	2025.00	1250.00	1700.00	1900.00	2500.00	2000.00
ELECTRIC JUICER FOR APPLE	EACH	5386.54	4000.00	6000.00	3000.00	4000.00	4000.00	5500.00	3800.00
S.STEEL DEGHCHI MEDIUM SIZE ***	EACH	815.38	500.00	700.00	480.00	500.00	800.00	560.00	600.00
ALUMINIUM COOKING PAN (DEGCHI) MED SIZE	EACH	775.00	500.00	397.50	370.00	380.00	600.00	560.00	500.00
NON STICK COOKING PAN (DEGCHI) SUP. QLTY	EACH	915.38	800.00	1000.00	600.00	650.00	1200.00	800.00	900.00
FRYING PAN STEEL AVG. QLTY MED. SIZE	EACH	417.31	350.00	360.00	260.00	260.00	500.00	500.00	250.00
TAWA IORN (MEDIUM SIZE) AVG. QLTY	EACH	390.38	250.00	312.50	300.00	300.00	500.00	377.50	300.00
S.STEEL PLATE A.QLTY.(M.SIZE)	EACH	93.27	70.00	84.00	55.00	60.00	70.00	120.00	100.00
TABLE SPOON S.STEEL SUP.QLTY.	DOZEN	273.08	300.00	322.50	250.00	300.00	400.00	1230.00	300.00
WATER SET JUG+6 GLASSES (OMROC)	SET	653.85	500.00	787.50	350.00	500.00	600.00	600.00	605.00
TEA SET PAK. CHINAWARE 21 PCS.	SET	1637.69	1400.00	1975.00	1250.00	1450.00	2500.00	1350.00	3000.00
DINNER SET PLASTIC 72 PIECES SUPERIOR QLTY	SET	7153.85	5000.00	4875.00	2600.00	4000.00	6500.00	4800.00	7000.00
HOTPOT SET PLASTIC 3 PCS.	SET	1511.54	1200.00	1200.00	1000.00	1200.00	1500.00	2000.00	1500.00
BUCKET(BALTI) PLASTIC MED.SIZ	EACH	419.23	300.00	705.00	300.00	290.00	400.00	450.00	400.00
LOTA PLASTIC (MED SIZE) AVERAGE QUALITY	EACH	83.46	65.00	57.50	50.00	65.00	70.00	60.00	60.00
PRESURE COOKER 4 LTR.	EACH	1861.54	1600.00	1900.00	900.00	1600.00	2000.00	1800.00	1900.00
WATER COOLER 9/10 LTR.PLASTIC ***	EACH	615.38	600.00	929.25	600.00	630.00	800.00	500.00	500.00
THERMOS STARVAC 1 LTR	EACH	584.62	450.00	552.50	350.00	450.00	650.00	500.00	700.00
BULB PHILIPS 100-WATTS	EACH	50.00	35.00	30.00	30.00	35.00	30.00	35.00	45.00
TUBE LIGHT PHILIPS 40 WATTS	EACH	130.00	100.00	130.00	110.00	120.00	105.00	120.00	120.00
ELECTRIC BLUBS "0" WATTE LOCAL	EACH	26.54	25.00	25.00	20.00	25.00	22.00	22.50	25.00
ELECTRIC BLUB ENERGY SAVER 14 WATTS	EACH	180.00	200.00	185.00	170.00	200.00	155.00	180.00	140.00
WASHING SOAP 250 GMS SPECIFY BRAND NAME	EACH	14.00	40.00	36.00	25.00	30.00	30.00	30.00	35.00
SURF EXCEL 400 GMS POLY BAG	EACH	145.00	145.00	145.00	135.00	130.00	104.00	135.00	116.00
WASHING POWDER 1000 GRM	EACH	180.00	190.00	180.00	175.00	175.00	185.00	190.00	190.00
WASHING POWDER (WHEEL/ BONUS) 100 GRAMS	EACH	95.00	110.00	125.00	85.00	90.00	95.00	90.00	125.00
CLEANSER POWDER VIM 1000 GM	PKT.	80.00	88.88	75.00	70.00	75.00	75.00	80.00	94.00
FINIS 500 ML	BOTTLE	180.00	282.35	200.00	125.00	225.00	210.00	170.00	275.00
PHNYLE TYPHONE/FINIS/CARRANITE 3 LITRES	BOTTLE	140.00	185.45	180.00	110.00	120.00	140.00	150.00	160.00
HARPIC	BOTTLE	180.00	180.00	170.00	145.00	155.00	170.00	180.00	160.00
BOOT POLISH CHERRY/KIWI 50ML	EACH	140.00	135.00	115.00	110.00	135.00	115.00	115.00	137.00
ROBIN BLUE (35 GRAMS)	PKT.	35.00	47.22	35.00	30.00	30.00	30.00	32.00	60.00
TISSU PAPER PERFUMED 100 PCS.	PKT	150.00	125.00	100.00	90.00	120.00	110.00	150.00	100.00
TOILET PAPER ROLL (R.PETEL)	P/ROLL	45.00	45.00	35.00	45.00	50.00	35.00	40.00	30.00
BOOT POLISH LIQUID CHEERY BLOSSOM KIWI 75 ML	BOTTLE	160.00	160.00	160.00	120.00	160.00	160.00	160.00	160.00
MATCH BOX SMALL	EACH	2.00	3.00	3.00	3.00	3.00	2.00	3.00	2.00
DRY CELL 1.5 VOLT(LOCAL)	EACH	15.00	15.00	25.00	30.00	30.00	35.00	20.00	25.00
HAND STITCHING NEEDLE M.SIZE	PACKET	9.31	8.00	8.00	5.00	8.00	10.00	10.00	10.00
SEWING MACHINE NEEDLE (SINGER)	EACH	5.00	6.00	10.00	5.00	6.00	10.00	7.00	5.00
HOUSEHOLD SERVANT FEMALE P/T	P/MNTH	2653.85	1300.00	2000.00	800.00	1050.00	1625.00	2100.00	1500.00
MARRIAGE HALL WITH FURNITURE	P/HEAD	303.08	210.00	77.50	120.00	140.00	150.00	150.00	100.00
SEPTRAN TABLETS	10TAB.	20.00	20.00	18.75	16.00	19.00	20.00	19.30	20.00
BRUFEN TABS 200-MG.	10TAB.	10.00	15.00	10.50	10.00	10.00	10.00	12.00	10.00
PANADOL TAB. EXTRA/PLAIN	10TAB.	15.00	12.00	11.50	12.00	12.00	15.00	12.00	12.00
DISPRIN TAB.	10TAB.	15.00	12.00	12.25	13.00	13.00	13.00	14.00	13.00
TRISIL TAB.	10 TAB	10.00	10.00	10.75	10.00	10.00	10.00	10.00	10.00
FLAGYL TAB. 200 MG.	10TAB.	10.00	16.00	14.75	10.00	10.00	10.00	10.00	10.00
VENTOLIN TAB. 2MG.	10TAB.	10.00	10.00	10.25	10.00	10.00	10.00	10.00	10.00
DAONIL TAB. 5 MG.	10TAB.	17.00	17.00	18.00	17.00	17.00	17.00	16.83	17.00
ENTOX TAB.	10TAB.	20.00	15.00	15.25	10.00	15.00	15.00	15.00	15.00
RENITEC TAB. 5 MG.	10TAB.	62.00	58.50	60.00	58.00	58.50	60.00	58.50	58.50
CAC. 1000 TAB	BOTTLE	133.00	133.08	128.00	124.00	124.00	133.00	128.00	134.00

Contd.

7.11 Intercity Consumer Prices December, 2018

Description	Unit	Karachi	Hyder- abad	Nawab- shah	Mirpur- khas	Mithi	Sukkar	Larkana	Dadu
AMOXIL CAPSOLE 250 MG.S	10CAP.	36.50	40.00	37.75	35.00	35.00	40.00	35.00	35.60
CALCIUM SYRUP SANDOZ	BOTTLE	64.00	64.00	64.00	64.00	64.00	64.00	64.00	64.65
LEDERPLEX SYRUP	BOTTLE	52.74	52.47	52.00	52.74	52.74	52.00	52.74	52.74
SANCOS SYRUP (50 ML.)	BOTTLE	30.00	30.00	30.00	30.00	30.00	30.00	30.00	30.00
PHENERGAN SYRUP 120 ML.	BOTTLE	35.00	33.00	33.00	33.00	33.00	36.64	33.00	37.00
CALPOL SYRUP 60 ML.	BOTTLE	51.21	49.28	28.00	28.00	28.00	30.75	28.00	30.00
HYDRYLLIN SYRUP 120 ML.	BOTTLE	69.00	69.00	69.00	69.00	69.00	69.00	69.00	69.00
POLYFAX EYE OINTMENT	TUBE	22.00	21.00	21.00	21.00	21.00	22.00	21.00	22.50
BETNESOL EYE DROPS	BOTTLE	34.60	33.89	33.00	34.00	34.00	33.89	34.00	33.89
EAR DROPS (CARDISPORINE) ***	BOTTLE	25.00	25.00	23.00	25.00	23.00	21.00	21.00	21.00
BETNOVATE-N OINTMENT 5 GMS	TUBE	16.68	19.33	49.00	16.00	16.00	18.33	16.00	16.67
BURNOL CREAM 30 GRM	TUBE	55.42	55.42	55.42	55.42	55.42	55.42	55.42	57.25
VICKS VAPORUB/BALM	BOTTLE	36.00	36.00	36.00	36.00	36.00	36.00	36.00	36.00
GLYCRINE SMALL BOTTLE	BOTTLE	33.00	33.00	30.00	33.00	33.00	15.00	15.00	15.00
JOUHAR JOSHANDA	PKT.	10.00	10.00	7.00	10.00	10.00	10.00	10.00	10.00
GALXOS-D (450 GRMS)	PKT.	157.50	157.50	140.00	150.00	150.00	157.50	140.00	157.50
GRIPE-WATER WOODWARDS	BOTTLE	60.00	60.00	60.00	60.00	60.00	60.00	60.00	60.00
SANIPLAST ONE PUTTY	EACH	2.00	2.00	2.00	1.00	2.00	2.00	2.00	2.00
O.R.S. (NIMCOL)	PKT.	18.00	18.00	16.00	17.00	18.00	15.00	17.00	18.00
DETTOL (MEDIUM)	BOTTLE	150.00	150.00	100.00	85.00	85.00	120.00	100.00	150.00
COTTON BANDAGE 2" - 4"	EACH	10.00	8.00	8.00	15.00	15.00	15.00	15.00	10.00
THERMOMETER CHINA	EACH	60.00	50.00	42.50	40.00	45.00	40.00	40.00	50.00
DOCTOR (MBBS) CLINIC FEE	P/PAT.	213.46	100.00	200.00	100.00	100.00	150.00	300.00	200.00
URINE TEST (DR) CHARGES	P/TEST	171.15	120.00	147.50	70.00	100.00	170.00	150.00	100.00
BLOOD TEST (CP) CHARGES	P/TEST	334.62	225.00	300.00	200.00	225.00	290.00	250.00	300.00
SUGAR TEST (RANDOM/FASTING BOTH) CHARGES	P/TEST	315.38	200.00	240.00	200.00	200.00	200.00	300.00	140.00
ECG CHARGES	P/TEST	361.54	225.00	350.00	200.00	225.00	350.00	200.00	400.00
X-RAY (CHEST) CHARGES	P/X-RAY	330.77	325.00	462.50	200.00	325.00	300.00	450.00	300.00
CAR SUZUKI 800 CC (W/O. A/C)	EACH	817750.00	840000.00	817750.00	817750.00	0.00	817750.00	817750.00	0.00
CAR SUZUKI 1000 CC	EACH	1400000.00	1380000.00	1400000.00	1405000.00	0.00	0.00	1400000.00	0.00
CAR TOYOTA 1300 CC	EACH	2229000.00	1979000.00	1979000.00	0.00	0.00	0.00	0.00	0.00
CAR HONDA CIVIC	EACH	2852125.00	0.00	2861500.00	0.00	0.00	0.00	0.00	0.00
MOTORCYCLE HONDA CD-70.	EACH	69500.00	69500.00	69500.00	65500.00	65500.00	69500.00	65900.00	67000.00
MOTORCYCLE YAMAHA 100CC.	EACH	78600.00	79300.00	0.00	0.00	0.00	78500.00	79300.00	0.00
MOTOR CYCLE HERO 70 CC	EACH	47000.00	43000.00	44000.00	45500.00	0.00	45500.00	45000.00	0.00
BICYCLE WITH TYRES & TUBES	EACH	6500.00	7600.00	9000.00	8250.00	8750.00	8000.00	8500.00	8500.00
TYRE CAR WITH TUBE GENERAL	EACH	4200.00	3200.00	3800.00	3700.00	3600.00	3200.00	3600.00	3300.00
TYRE MOTOR CYCLE WITHOUT TUBE	EACH	1350.00	1150.00	1025.00	1300.00	1225.00	1320.00	1340.00	1400.00
TYRE CYCLE SPECIFY BRAND NAME	EACH	306.92	350.00	417.50	390.00	425.00	350.00	375.00	550.00
TYRE CAR W/O TUBE	EACH	3250.00	3000.00	3200.00	3400.00	3500.00	3200.00	2900.00	3000.00
PETROL SUPER	LITRE	95.83	95.83	95.83	95.83	95.83	95.83	95.83	95.83
HIGH SPEED DIESEL HSD	LITRE	110.94	110.94	110.94	110.94	110.94	110.94	110.94	110.94
CNG	K.G.	104.00	104.00	104.00	104.00	0.00	104.00	104.00	104.00
GAS CYLINDER STAND. SIZE	EACH	1430.00	1430.00	1375.00	1400.00	1350.00	1540.00	1540.00	1760.00
MOTOR CYCLE SERVICE CHARGES	EACH	371.15	400.00	295.00	250.00	300.00	350.00	550.00	280.00
CAR SERVICE CHARGES	EACH	444.23	500.00	500.00	300.00	450.00	350.00	700.00	500.00
TYRE PUNCTURE CHARGES	EACH	72.31	65.00	72.50	70.00	60.00	87.50	80.00	80.00
CYCLE OVERHAULING CHARGES	EACH	234.62	300.00	275.00	200.00	300.00	300.00	300.00	200.00
CAR TAX FOR 800CC TO 1300CC	YEARLY	1750.00	1750.00	1750.00	1750.00	1750.00	1750.00	1750.00	1750.00
TRAIN FARE ECO. 1-100 KM.	P/KM.	1.88	1.88	1.88	1.88	0.00	1.88	1.88	1.88
TRAIN FARE ECO. 101-500 KM.	P/KM.	1.14	1.14	1.14	1.14	0.00	1.14	1.14	1.14
TRAIN FARE ECO. > 500 KM.	P/KM.	0.91	0.91	0.91	0.91	0.00	0.91	0.91	0.91
TRAIN FARE IST SLP. 1-100KM	P/KM.	3.30	3.30	3.30	3.30	0.00	3.30	3.30	3.30
TRAIN FARE IST SLP.101-500 KM	P/KM.	2.72	2.72	2.72	2.72	0.00	2.72	2.72	2.72
TRAIN FARE IST SLP. > 500 KM	P/KM.	1.72	1.72	1.72	1.72	0.00	1.72	1.72	1.72
TRAIN FARE A/C SLP. 1-100KM.	P/KM.	5.80	5.80	5.80	5.80	0.00	5.80	5.80	5.80
TRAIN FARE A/C SLP.101-500KM	P/KM.	5.23	5.23	5.23	5.23	0.00	5.23	5.23	5.23
TRAIN FARE A/C SLP > 500KM.	P/KM.	3.90	3.90	3.90	3.90	0.00	3.90	3.90	3.90
PLATEFORM TICKET	EACH	10.00	10.00	10.00	10.00	0.00	10.00	10.00	10.00
AUTO RICKSHAW FARES	KM/MIN	60.00	45.00	80.00	60.00	90.00	80.00	100.00	80.00
FULL TONGA CHARGES	KM/MIN	70.00	80.00	35.00	60.00	0.00	80.00	65.00	0.00
TAXI 4 SEATER FARE	KM/MIN	70.00	60.00	100.00	90.00	90.00	80.00	200.00	60.00

Contd.

7.11 Intercity Consumer Prices December, 2018

Description	Unit	Karachi	Hyder- abad	Nawab- shah	Mirpur- khas	Mithi	Sukkar	Larkana	Dadu
BUS FARE MIN (WITHIN CITY)	TICKET	10.00	10.00	0.00	10.00	0.00	0.00	0.00	0.00
BUS FARE MAX (WITHIN CIT	TICKET	15.00	17.00	0.00	10.00	0.00	0.00	0.00	0.00
BUS FARE OUTSIDE CITY	P/KM.	0.67	0.95	1.42	0.95	0.95	1.23	1.40	1.10
A/C BUS FARE OUTSIDE CITY	P/KM.	1.18	1.66	1.78	1.70	1.70	2.27	1.60	1.78
MINIBUS FARE MIN.WITH IN CITY	TICKET	10.00	10.00	0.00	0.00	0.00	0.00	0.00	0.00
MINIBUS FARE MAX.WITH IN CITY	TICKET	16.00	17.00	0.00	0.00	0.00	0.00	0.00	0.00
SUZUKI FARE MIN.WITH IN CITY	TICKET	10.00	10.00	0.00	10.00	0.00	10.00	10.00	0.00
SUZUKI FARE MAXIMUM W.IN CITY	TICKET	16.54	20.00	0.00	10.00	0.00	30.00	10.00	0.00
AIR FARE ECONOMY CLASS.	P/KM.	14.98	14.98	14.98	0.00	0.00	14.98	14.98	0.00
POSTAL ENVELOPE DOMESTIC	EACH	8.00	8.00	8.00	8.00	8.00	8.00	8.00	8.00
ENVELOPE FOR SAUDI ARABIA	EACH	50.00	50.00	50.00	50.00	50.00	50.00	50.00	45.00
POSTAL REGISTRATION CHARGES	EACH	38.00	38.00	38.00	38.00	38.00	38.00	38.00	28.00
U.M.S. REG CHARGES MIN.	EACH	59.00	59.00	60.00	60.00	60.00	59.00	60.00	60.00
T.C.S. CH. MIN.WITH IN ZONE	EACH	200.00	200.00	200.00	200.00	200.00	200.00	200.00	200.00
TELEPHONE CHARGES LOCAL CALL	P/CALL	4.65	4.65	4.65	4.65	4.65	4.65	4.65	4.65
TEL CHARGES OUT SIDE CITY	P/CALL	4.65	4.65	4.65	4.65	4.65	4.65	4.65	4.65
INTERNET CHARGES	P/HOUR	20.00	25.00	42.50	20.00	25.00	30.00	20.00	30.00
MOBILE CELL CHARGES	P/UNIT	3.00	3.00	3.06	3.00	3.00	5.00	3.50	3.06
FAX CHARGES (LOCAL)	P/PAGE	15.00	20.00	15.00	15.00	20.00	20.00	30.00	30.00
TELEPHONE SET AV. QLTY	EACH	1084.62	800.00	825.00	600.00	800.00	600.00	1300.00	1000.00
MOBILE SET NOKIA/SONY/ERICSON/SAMSUNG WITHOUT CAMERA	EACH	2800.00	2600.00	3250.00	2250.00	2600.00	2700.00	3200.00	2400.00
T.V. 20" COLORED WEGA H-A21.	EACH	28500.00	19000.00	14000.00	18000.00	18000.00	17500.00	20500.00	14000.00
T.V 20" COLOR CHINA/KORIA)	EACH	14000.00	13000.00	11000.00	10000.00	10000.00	12000.00	9000.00	11000.00
V.C.P. PANASONIC/LG/NAT	EACH	4000.00	5000.00	5000.00	6000.00	6000.00	5600.00	4800.00	4500.00
DVD/VCD PLAYER PANASONIC/LG	EACH	4500.00	3750.00	2825.00	3500.00	4000.00	4500.00	3000.00	2800.00
RADIO WITH C.PLAYER NATIONAL	EACH	2009.62	3500.00	3500.00	1500.00	3500.00	2000.00	2800.00	2000.00
PERSONNEL COMPUTER (BRANDED)	EACH	46230.77	40000.00	58000.00	46000.00	46000.00	45000.00	45000.00	27000.00
VID. CASSETTE BLK. TDK/SONY	EACH	140.00	140.00	200.00	120.00	140.00	140.00	170.00	160.00
COM. C.D. (TDK/IMATION)	EACH	50.00	80.00	60.00	50.00	80.00	50.00	50.00	50.00
TAPE RECORDER CASSETTE BLANK	EACH	50.00	60.00	50.00	50.00	60.00	50.00	50.00	50.00
VIDEO GAME SEGA 16 BYTE	EACH	1400.00	1400.00	1100.00	1800.00	0.00	1350.00	1500.00	1150.00
CINEMA A/C. HIGH CLASS	TICKET	150.00	100.00	0.00	30.00	0.00	0.00	0.00	0.00
CINEMA NON-A/C HIGH CLASS	TICKET	122.31	40.00	200.00	20.00	0.00	0.00	60.00	35.00
CABLE CHARGES	P/MONTH	400.00	300.00	292.50	300.00	300.00	300.00	400.00	300.00
TV.LICENCE FEE DOMESTIC	YEARLY	420.00	420.00	420.00	420.00	420.00	420.00	420.00	420.00
ENGLISH BOOK CLASS V1	EACH	63.45	63.45	63.45	63.45	63.45	63.45	63.45	63.45
ENGLISH BOOK CLASS IX OR X	EACH	53.20	53.20	53.20	53.20	53.20	53.20	53.20	53.20
ENG. BOOK IST.YR COMPLETE SET	EACH	126.10	126.10	126.10	126.10	126.10	126.10	126.10	126.10
ENGLISH BOOK BA/B.SC	EACH	210.00	210.00	210.00	210.00	210.00	210.00	210.00	210.00
URDU BOOK CLASS V (T.B.BORD)	EACH	72.60	72.60	72.60	72.60	72.60	72.60	72.60	72.60
URDU BOOK CLASS IX/X(T.B.B)	EACH	69.25	69.25	69.25	69.25	69.25	69.25	69.25	69.25
URDU BOOK IST.YEAR/INTER	EACH	51.65	51.65	51.65	51.65	51.65	51.65	51.65	51.65
URDU BOOK BA/B.SC	EACH	200.00	120.00	120.00	120.00	120.00	140.00	120.00	120.00
MATHS BOOK CALSS V (T.B.B)	EACH	131.30	131.30	131.30	131.30	131.30	131.30	131.30	131.30
MATHS BOOK CLASS IX OR X	EACH	214.90	214.90	214.90	214.90	214.90	214.90	214.90	214.90
MATHS BOOK IST.YEAR (T.B.B)	EACH	115.90	115.90	115.90	115.90	115.90	115.99	115.90	115.90
PAKISTAN STUDIES BOOK BA/B.SC	EACH	220.00	150.00	150.00	150.00	150.00	150.00	170.00	150.00
DAILY "DAWN"	P/COPY	22.00	22.00	22.00	22.00	22.00	22.00	22.00	22.00
DAILY "JANG"	P/COPY	20.00	20.00	20.00	20.00	20.00	20.00	20.00	20.00
DAILY "NAWA-E-WAQT"	P/COPY	20.00	20.00	20.00	20.00	20.00	20.00	20.00	20.00
WEEKLY "AKHBAR-E-JAHAN"	P/COPY	60.00	60.00	60.00	60.00	60.00	60.00	60.00	60.00
WEEKLY "MAG"	P/COPY	50.00	50.00	50.00	50.00	50.00	50.00	50.00	50.00
MONTHLY "NAUNEHAL DIGEST"	P/COPY	35.00	35.00	35.00	35.00	35.00	40.00	35.00	35.00
PAPER FOOLSCAPE (27"x17")	QUIRE	46.54	45.00	27.00	30.00	45.00	45.00	50.00	35.00
EXERCISE.BOOK LINED 80/100 PGS	EACH	39.23	30.00	30.00	20.00	30.00	60.00	30.00	30.00
PENCILGOLDFISH/DEER	EACH	8.08	7.00	6.75	8.00	8.00	10.00	8.00	8.00
PEN INK DOLLOR 57 ML BOTTLE	EACH	25.00	25.00	20.00	30.00	30.00	25.00	25.00	30.00
PHOTOSTATE PAPER 70 GM	PRT	500.00	490.00	482.50	320.00	350.00	450.00	490.00	450.00
BALL PEN (local)	EACH	9.15	6.00	7.00	10.00	10.00	7.00	8.00	8.00
FOUNTAIN PEN HERO/WINGS/CHINA	EACH	50.00	35.00	50.00	20.00	35.00	40.00	50.00	50.00

Contd.

7.11 Intercity Consumer Prices December, 2018

Description	Unit	Karachi	Hyder- abad	Nawab- shah	Mirpur- khas	Mithi	Sukkar	Larkana	Dadu
PRIVATE SCHOOL FEE ENGLISH MEDIUM AVERAGE STANDARD (CLASS I)	P/MONTH	1312.50	2062.50	2000.00	1200.00	700.00	1500.00	1425.00	2540.00
PRIVATE SCHOOL FEE ENGLISH MEDIUM AVERAGE STANDARD (CLASS V)	P/MONTH	1387.50	2062.50	2100.00	1200.00	700.00	1500.00	1450.00	2540.00
PRIVATE SCHOOL FEE ENGLISH MEDIUM AVERAGE STANDARD (CLASS VI)	P/MONTH	2002.88	1543.75	2800.00	1200.00	800.00	1800.00	1450.00	2770.00
PRIVATE SCHOOL FEE ENGLISH MEDIUM AVERAGE STANDARD (CLASS X)	P/MONTH	2493.27	1990.63	2800.00	1500.00	1000.00	1800.00	1650.00	3180.00
PRIVATE MEDICINE COLLEGE FEE MBBS (1ST YEAR)	P/MONTH	66667.00	61250.00	0.00	60000.00	0.00	0.00	0.00	0.00
PRIVATE ENGINEERING COLLEGE FEE (1ST YEAR)	P/MONTH	10542.00	0.00	0.00	0.00	0.00	0.00	0.00	0.00
GOVT. COLLEGE FEE 1ST YEAR	MONTH	0.00	0.00	0.00	0.00	0.00	0.00	0.00	0.00
GOVT. COLLEGE FEE 4TH YEAR	MONTH	75.00	75.00	75.00	75.00	75.00	75.00	75.00	75.00
GOVT. UNIVERSITY FEE MSC.	MONTH	1916.66	833.33	1550.00	354.17	354.17	0.00	0.00	400.00
GOVT. MED. COLLEGE FEE MBBS	MONTH	2658.33	3333.33	1466.67	0.00	2000.00	2658.00	5020.83	2000.00
GOVT. ENGG. COLL. FEE 1 YEAR	MONTH	2733.33	1500.00	1041.67	0.00	0.00	0.00	1041.66	0.00
COACHING FEE FOR CLASS IX/X	P/MONTH	2200.00	1750.00	1500.00	1500.00	1200.00	4000.00	1000.00	700.00
COACHING CHARGES FOR CLASS 1ST YEAR/INTER (SCIENCE)	P/MONTH	3000.00	1100.00	2100.00	2000.00	1500.00	5000.00	1500.00	1000.00
COACHING CHARGES FOR CLASS 1ST YEAR/INTER (COMMERCE)	P/MONTH	3000.00	1250.00	3500.00	1000.00	1000.00	5000.00	1000.00	700.00
I.T. TUITION FEES	P/MONTH	3500.00	2250.00	1250.00	0.00	0.00	1833.00	2000.00	600.00
MBA TUITION FEES	P/MONTH	8750.00	12500.00	18000.00	0.00	0.00	8200.00	12700.00	0.00
BREAD TANDOORI ST. SIZE	EACH	10.00	12.00	10.00	8.00	8.00	10.00	7.50	7.00
COOKED MUTTON (AV. HOTEL)	PLATE	190.77	150.00	150.00	125.00	150.00	250.00	180.00	100.00
COOKED BEEF (AV. HOTEL)	PLATE	98.85	100.00	70.00	80.00	80.00	100.00	100.00	60.00
COOKED DAL (AV. HOTEL)	PLATE	65.19	60.00	63.75	50.00	50.00	70.00	65.00	50.00
CHICKEN BIRYANI FULL/DOUBLE	PLATE	188.46	200.00	100.00	120.00	150.00	165.00	235.00	120.00
TEA PREPARED (ORDINARY)	CUP	22.60	25.00	25.00	30.00	25.00	27.50	27.50	20.00
HAIRCUT CHARGES FOR MEN	P/CUT	88.46	75.00	100.00	50.00	75.00	70.00	115.00	100.00
BEAUTY PARLOR HAIR STYLE CHARGE	P/STY.	638.46	350.00	287.50	150.00	350.00	200.00	375.00	500.00
SHAVING CHARGES	PER SHV	51.92	40.00	50.00	20.00	40.00	40.00	60.00	50.00
LIPSTICK S.MISS/MEDORA	EACH	130.00	120.00	120.00	130.00	120.00	110.00	120.00	90.00
NAIL POLISH S.MISS/MEDORA	EACH	110.00	110.00	95.00	110.00	110.00	85.00	92.50	50.00
PERFUME MED.SIZE MEDORA/BROACH	EACH	254.62	220.00	200.00	220.00	220.00	220.00	220.00	200.00
HAIR-OIL AMLA/CHAMBELI	BOTTLE	140.00	120.00	130.00	120.00	120.00	130.00	120.00	120.00
TOILET SOAP LUX 95 GRAMS	EACH	54.29	46.14	42.00	40.00	40.00	53.00	43.18	44.00
TOILET SOAP LIFEBOUY 140 GRM	EACH	40.00	47.94	45.00	42.00	42.00	45.00	50.00	50.00
TOILET SOAP SAFEGUARD BATH SIZE	EACH	53.00	55.00	46.00	60.00	60.00	50.00	50.00	60.00
TOOTHPASTE MACKLINES 70 GRM	EACH	50.00	50.00	50.00	50.00	50.00	50.00	50.00	50.00
TOOTHPASTE MED SIZE COLGATE 70 GMS	EACH	74.67	75.00	70.00	70.00	70.00	74.66	80.00	75.00
TOOTHBRUSH SHEILD A/PLAQUE	EACH	35.00	35.00	41.25	35.00	40.00	60.00	60.00	35.00
TOOTHPOWDER DENTONIC 90 GRM	EACH	50.00	32.00	35.00	22.00	32.00	30.00	35.00	35.00
HAIR-COLOUR BEGIN (6 GMS)	EACH	120.00	120.00	100.00	110.00	110.00	165.00	120.00	100.00
HAIR COLOUR (KALAKOLA)	BOTTLE	130.00	130.00	130.00	130.00	130.00	130.00	135.00	130.00
FACECREAM POND'S (MEDIUM)	EACH	130.00	120.00	110.00	120.00	120.00	130.00	130.00	120.00
TALC POWDER VICE ROYAL B.CAT	EACH	185.00	180.00	155.00	150.00	160.00	155.00	162.50	145.00
BLADE TREET ORDINARY 10'S	PKT.	40.00	40.00	42.00	40.00	40.00	45.00	45.00	40.00
BLADE 7-O-CLOCK STAIN. 5'S	PKT.	40.00	35.00	35.00	30.00	35.00	38.00	32.50	50.00
SHAMPOO SUNSILK/PAINTIN 100 ML	BOTTLE	110.00	110.00	110.00	99.00	99.00	110.00	110.00	100.00
BEAUTY CREAM (FAIR & LOVELY)	EACH	130.00	90.00	185.00	210.00	215.00	220.00	230.00	230.00
HAIR REMOVING CREAM (EU-CREAM)	TUBE	70.00	65.00	65.00	70.00	70.00	65.00	65.00	70.00
GEL MEDIUM SIZE	BOTTLE	80.00	60.00	65.00	55.00	75.00	70.00	100.00	120.00
DISPOSABLE RAZOR GILLET-II	EACH	50.00	50.00	45.00	45.00	45.00	45.00	40.00	50.00
SHAVING CREAM TOUCH-ME/ADM.	EACH	80.00	80.00	70.00	55.00	70.00	55.00	70.00	70.00
GOLD TEZABI 24 CT	10 GM.	56199.00	56756.00	54440.00	52600.00	52600.00	55513.00	54436.00	54666.00
SILVER TEZABI 24 CT	10 GM.	746.00	755.00	750.00	750.00	750.00	810.00	745.82	800.00
ARTIFICIAL JEWELLERY SET	SET	1267.31	650.00	1700.00	375.00	500.00	800.00	1800.00	300.00
WRIST WATCH GENTS CITIZEN (ORIGINAL) ***	EACH	2861.54	3000.00	3750.00	2500.00	3000.00	2600.00	3050.00	2500.00
WRIST WATCH LADIES CITIZEN (ORIGINAL) ***	EACH	2861.54	3050.00	3750.00	2500.00	3000.00	2500.00	2550.00	2500.00
WALL CLOCK QUARTZ AV. QLTY	EACH	500.96	400.00	500.00	350.00	400.00	500.00	500.00	400.00
SUITCASE REXIN (24"x16"x6")	EACH	1688.46	1200.00	1600.00	900.00	975.00	1550.00	1500.00	1500.00
TRUNK MEDIUM SIZE ***	EACH	1900.00	1450.00	3000.00	1200.00	1450.00	3125.00	1250.00	1500.00
PURSE LADIES (LEATHER) AVERAGE QUALITY	EACH	1794.23	900.00	1500.00	650.00	750.00	1200.00	1400.00	400.00

7.11 Intercity Consumer Prices December, 2018

Description	Unit	Peshawar	Mardan	Abbott- abad	Bannu	D.I. Khan	Mingora
WHEAT	10 KG.	360.00	400.00	450.00	360.00	330.00	360.00
WHEAT FLOUR FINE/SUPERIOR.	KG.	43.17	44.00	50.00	41.50	39.00	41.50
WHEAT FLOUR AVG. QLTY	KG.	38.92	39.00	45.00	40.00	37.50	39.00
WHEAT FLOUR BAG	10 KG.	395.83	380.00	450.00	400.00	385.00	390.00
MAIDA	KG.	51.67	50.00	52.50	50.00	52.50	50.00
SUJI	KG.	56.67	50.00	60.00	50.00	60.00	60.00
BESAN AV. QLTY.	KG.	128.33	110.00	120.00	125.00	127.50	130.00
RICE BASMATI SUP. QLTY.	KG.	147.50	140.00	180.00	150.00	140.00	120.00
RICE BASMATI 385/386	KG.	130.00	125.00	120.00	140.00	120.00	80.00
RICE BASMATI BROKEN AV.QLTY	KG.	82.50	80.00	90.00	55.00	73.75	65.00
RICE IRRI-6 (SINDH/PUNJAB)	KG.	57.08	55.00	60.00	65.00	56.00	60.00
VERMICELLI	KG.	72.50	75.00	90.00	70.00	80.00	80.00
BREAD PLAIN MEDIUM SIZE	EACH	40.00	35.00	35.00	35.00	37.50	40.00
RUSK (PAPAY)	KG.	203.33	200.00	160.00	180.00	147.50	240.00
BISCUITS-PACKED	PKT	35.00	35.00	40.00	40.00	40.00	40.00
BISCUIT-BAKERY (LOOSE)	250 GM	68.33	87.00	60.00	67.50	56.25	75.00
CORNFLAKS FAUJI 225 GM.	PKT	234.00	234.00	205.00	175.00	200.00	205.00
SAMOSA (VEGATABLE)	EACH	8.17	10.00	10.00	15.00	10.00	10.00
PASTRY AV.QLTY.	EACH	23.33	20.00	27.50	20.00	25.00	20.00
PATTIES (VEGATABLES)	EACH	30.00	20.00	27.50	30.00	20.00	15.00
NIMCO	250 GM	53.33	40.00	50.00	57.50	51.25	65.00
CHIPS	250 GM	68.33	65.00	80.00	60.00	55.00	60.00
BEEF WITH BONE AV.QLTY.	KG	350.83	360.00	350.00	350.00	350.00	350.00
MUTTON AV.QLTY.	KG	791.67	725.00	850.00	600.00	700.00	700.00
CHICKEN FARM BROILER (LIVE)	KG	176.00	181.00	160.00	195.00	191.50	188.00
FISH-RAHU MEDIUM SIZE	KG	248.33	200.00	350.00	370.00	325.00	250.00
MILK FRESH (UNBOILED)	LTR.	93.33	95.00	100.00	82.50	75.00	110.00
CURD	KG.	107.08	105.00	105.00	97.50	80.00	120.00
MILK TETRA PACK 1/2 LTR.	PKT.	65.00	60.00	65.00	65.00	65.00	67.50
LACTOGEN 400 GRAMS	PKT.	480.00	480.00	480.00	480.00	500.00	500.00
POWDER MILK NIDO 400GM.	PKT	390.00	390.00	410.00	410.25	400.00	400.00
MILK POWDER LOOSE/PACKED	KG.	426.67	400.00	550.00	546.25	450.00	425.00
BUTTER LOCAL PACKED	50 GM.	28.00	60.00	28.00	45.00	37.50	28.00
EGGS FARM	DOZ	121.67	125.00	116.00	120.00	120.00	120.00
MUSTARD OIL AV.QLTY.	KG.	220.00	230.00	240.00	180.00	165.00	220.00
COOKING OIL (DALDA)	2.5LTR	485.00	485.00	505.00	495.00	490.00	490.00
COOKING OIL (PAKWAN) OTHER BRAND SPECIFY	2.5 LTR	383.00	375.00	450.00	433.00	480.00	470.00
VEGETABLE GHEE TIN	2.5KG.	480.00	480.00	500.00	483.00	490.00	430.00
VEGETABLE GHEE (LOOSE)	KG.	168.33	167.50	170.00	170.00	165.00	170.00
DATES AV.QLTY.	KG.	186.67	180.00	200.00	195.00	190.00	200.00
PISTACHIO AV.QLTY.	50 GM.	81.67	75.00	150.00	90.00	110.00	70.00
ALMONDS WHOLE AV.QLTY.	KG.	800.00	725.00	725.00	700.00	550.00	800.00
COCONUT DRY AV.QLTY.	KG.	416.67	485.00	400.00	355.00	400.00	330.00
RAISINS AV.QLTY.	50 GM.	35.83	20.00	20.00	15.00	14.75	20.00
GROUNDNUTS (WITH SHELL)	KG.	200.00	200.00	220.00	187.50	170.00	190.00
MALTA/MOSAMBI	DOZ	160.00	0.00	0.00	120.00	67.50	170.00
KINNU	DOZ	80.00	0.00	120.00	80.00	70.00	70.00
APPLE	KG	118.33	110.00	150.00	110.00	115.00	110.00
ALOO BUKHARA	KG	0.00	0.00	0.00	0.00	0.00	0.00
POMEGRANATE (ANNAR)	KG	166.67	155.00	182.50	200.00	190.00	180.00
GRAPES	KG	0.00	0.00	0.00	0.00	0.00	0.00
BANANAS	DOZ	70.00	60.00	80.00	60.00	67.50	70.00
MANGO KALMI	KG	0.00	0.00	0.00	0.00	0.00	0.00
GUAVA	KG	96.67	90.00	75.00	90.00	57.50	80.00
WATERMELON (TURBOOZ)	KG	0.00	0.00	0.00	0.00	0.00	0.00
MUSKMELON (KHARBOOZA)	KG	0.00	0.00	0.00	0.00	0.00	0.00
SWEETMELON (GARMA)	KG	0.00	0.00	0.00	0.00	0.00	0.00
PULSE MASOOR (WHOLE)	KG.	93.33	100.00	100.00	100.00	112.50	95.00
PULSE MASOOR (WASHED)	KG.	93.33	100.00	110.00	100.00	120.00	100.00
PULSE MOONG (WASHED)	KG.	106.67	100.00	115.00	115.00	110.00	120.00
PULSE MASH (WASHED)	KG.	135.00	140.00	150.00	135.00	182.50	130.00

Contd.

7.11 Intercity Consumer Prices December, 2018

Description	Unit	Peshawar	Mardan	Abbott- abad	Bannu	D.I. Khan	Mingora
PULSE GRAM	KG.	122.50	120.00	135.00	115.00	117.50	120.00
GRAM WHOLE BLACK AV.QLTY.	KG.	133.33	130.00	160.00	102.50	102.50	120.00
GRAM WHOLE YELLOW AV.QLTY	KG.	156.67	150.00	155.00	160.00	160.00	150.00
BEANS (LAL LOBIA)	KG.	140.00	140.00	175.00	135.00	122.50	120.00
POTATOES	KG	30.83	22.50	30.00	30.00	27.50	30.00
ONION	KG	36.67	27.50	35.00	35.00	32.50	30.00
TURNIP	KG	26.67	25.00	25.00	25.00	20.00	20.00
RADISH	KG	19.17	20.00	30.00	12.50	6.50	20.00
TOMATOES	KG	33.33	30.00	45.00	30.00	35.00	20.00
CABBAGE	KG	36.67	30.00	45.00	40.00	30.00	35.00
CAULIFLOWER	KG	28.33	20.00	27.50	30.00	25.00	25.00
BRINJAL	KG	40.00	35.00	45.00	30.00	22.50	35.00
PUMPKIN	KG	0.00	0.00	0.00	0.00	0.00	0.00
BOTTLEGOURD	KG	0.00	0.00	0.00	0.00	0.00	0.00
LADY FINGER	KG	0.00	0.00	0.00	0.00	0.00	0.00
PEAS	KG	50.00	45.00	40.00	45.00	42.50	40.00
SPINACH	KG	20.83	17.50	25.00	10.00	17.50	30.00
TINDA	KG	0.00	0.00	0.00	0.00	0.00	0.00
TURAI	KG	0.00	0.00	0.00	0.00	0.00	0.00
KARAILA	KG	0.00	0.00	0.00	0.00	0.00	0.00
ARVI	KG	0.00	0.00	0.00	0.00	0.00	0.00
CHILLIES GREEN	KG	86.67	70.00	150.00	55.00	70.00	100.00
CARROT	KG	38.33	35.00	33.75	40.00	27.50	30.00
COCUMBER (KHEERA)	KG	36.67	40.00	40.00	35.00	42.50	40.00
LEMON	250GM	28.33	20.00	40.00	30.00	27.50	25.00
SUGAR REFINED	KG.	57.17	56.00	58.00	55.00	55.00	55.00
GUR AV.QLTY	KG.	86.67	85.00	100.00	82.50	66.00	70.00
HONEY LANGANESE 500 GM.	BOTTLE	936.67	840.00	1190.00	1080.00	850.00	500.00
MILO 200 GM.	BOTTLE	216.67	225.00	300.00	200.00	220.00	300.00
CUSTARD POWDER RAFHAN 300 GM.	PKT	80.00	80.00	80.00	85.00	85.00	80.00
TOFFEE (HILAL)	EACH	1.67	2.00	1.00	1.00	1.00	2.00
CHOWKELATE CANDY (SMALL SIZE)	EACH	5.00	5.00	5.00	5.00	5.00	5.00
SWEETMEAT (MIXED)	KG	283.33	280.00	350.00	190.00	247.50	280.00
ICE CREAM WALLS	CUP.	50.00	45.00	50.00	40.00	45.00	45.00
ICE	KG	10.00	10.00	10.00	12.00	10.00	25.00
JAM AHMED/MITCHELLES	BOTTLE	140.00	140.00	150.00	140.00	140.00	140.00
SQUASH-MITCHELLES	BOTTLE	185.00	185.00	185.00	165.00	165.00	165.00
ROOH AFZA	BOTTLE	190.00	190.00	190.00	190.00	195.00	190.00
JAM-E-SHIREEN	BOTTLE	200.00	200.00	200.00	200.00	220.00	200.00
SAUNF	50 GM	38.33	20.00	20.00	15.00	10.00	10.00
CINAMON LOOSE AV. QLTY	50 GM.	34.17	30.00	20.00	30.00	20.00	20.00
CUMINSEED WHITE NATIONAL	50 GM.	70.00	70.00	70.00	70.00	70.00	70.00
PEPPER BLACK NATIONAL	50 GM.	110.00	110.00	110.00	110.00	110.00	110.00
CLOVES LOOSE AV.QLTY	50 GM.	131.67	117.00	120.00	107.50	120.00	80.00
CARDAMOM LARGE LOOSE AV.QLTY	50 GM.	158.33	140.00	125.00	120.00	112.50	80.00
CARDAMOM SMALL AV.QLTY	50 GM.	156.67	150.00	145.00	90.00	72.50	150.00
SALT-POWDERED (LAHORI) LOOSE	KG.	15.00	15.00	10.00	12.00	17.50	15.00
SALT POWDERED (NATIONAL/SHAN)	PKT	30.00	25.00	30.00	30.00	30.00	30.00
CHILLIES POWD.NATIONAL 200GM	PKT	150.00	150.00	120.00	120.00	120.00	130.00
CHILLIES POWDER LOOS	KG.	351.67	380.00	400.00	380.00	255.00	280.00
CORRIANDER SEED POWD.NATIONAL	PKT	104.00	104.00	120.00	104.00	105.00	130.00
CORRIANDER SEED (LOOSE)	KG.	253.33	260.00	320.00	280.00	200.00	240.00
TURMERIC POWD.NATIONAL 50GM	PKT.	35.00	35.00	35.00	40.00	40.00	38.00
CURRY POWD. NATIONAL 200 GM	PKT.	87.00	87.00	87.00	87.00	87.00	87.00
TOMATO KETCHUP AHMED/MITCHL	BOTTLE	123.33	120.00	90.00	110.00	95.00	130.00
PICKLES AHMED/MITCHELLES	BOTTLE	130.00	120.00	145.00	100.00	110.00	130.00
VINEGAR SYNTHETIC (SIRKA)	BOTTLE	83.33	90.00	90.00	90.00	65.00	100.00
GARLIC	KG	150.00	120.00	135.00	120.00	145.00	120.00
GINGER	KG	225.00	230.00	220.00	240.00	210.00	200.00
TAPAL DANEDAR TEA 200GM PACKET	PKT	200.00	200.00	185.00	178.94	187.50	195.00
TEA LIPTON YELLOW LABEL 200GM.	PKT.	221.05	221.05	221.00	221.05	200.00	195.00

Contd.

7.11 Intercity Consumer Prices December, 2018

Description	Unit	Peshawar	Mardan	Abbott- abad	Bannu	D.I. Khan	Mingora
TEA LOOSE KENYA AV.QLTY 250GM.	PKT.	183.33	180.00	180.00	180.00	147.50	150.00
COFFEE-NESCAFE 75 GM. **	BOTTLE	365.00	390.00	300.00	300.00	350.00	360.00
COLD DRINK (STANDARD SIZ)	BOTTLE	28.33	30.00	25.00	25.00	25.00	25.00
FRUIT JUICE TETRA PACK	PKT.	15.00	15.00	30.00	17.50	20.00	30.00
MINERAL WATER NESTLE 1.5 LTR	BOTTLE	50.00	50.00	50.00	50.00	50.00	50.00
CIGARETTES K-2 10'S **	PKT	65.00	60.00	60.00	60.00	50.00	50.00
CIGARETTES CAPSTAN 10'S **	PKT	65.00	60.00	70.00	70.00	60.00	60.00
CIGARETTES GOLD LEAF 20'S	PKT	150.00	150.00	150.00	150.00	150.00	150.00
CIGARETTES MORVEN GOLD 20'S	PKT	65.00	60.00	50.00	70.00	60.00	60.00
BETEL LEAVES	50GM.	120.00	150.00	90.00	100.00	50.00	100.00
BETEL NUTS	KG.	2400.00	3000.00	4000.00	1300.00	1300.00	400.00
LONG CLOTH 57" GUL AHMED/AL-KARAM	METER	341.67	325.00	275.00	250.00	227.50	278.00
SHIRTING AV.QLTY.	METER	316.67	300.00	225.00	150.00	150.00	242.00
PANT CLOTH W & WEAR AV.QLTY	METER	416.67	400.00	450.00	690.00	280.00	650.00
LAWN PRINTED GUL AHMED/AL-KARAM	METER	393.00	393.00	460.00	235.00	260.00	242.00
GEORGETTE AV.QLTY	METER	126.67	120.00	250.00	100.00	90.00	115.00
LINEN AV.QLTY ***	METER	150.00	170.00	150.00	148.75	80.00	145.00
HEAVY WT SUITING LAWERNCPUR AVG QLTY	METER	3100.00	3100.00	1850.00	980.00	1250.00	2250.00
HEAVY WT SUITING LAWERNCPUR SUP QLTY	METER	3400.00	3400.00	1850.00	1500.00	2200.00	2725.00
TROPICAL SUITING LAW.PUR	METER	1816.67	1850.00	1650.00	750.00	1387.50	1300.00
PANT BOY 24"/26" LENGTH.	EACH	466.67	410.00	500.00	750.00	370.00	450.00
SHIRT BOY 24"/26" LENGTH	EACH	381.67	395.00	500.00	400.00	320.00	425.00
SCHOOL UNI. PANT,SHIRT BOYS	SUIT	826.67	805.00	850.00	875.00	670.00	750.00
SCHOOL UNI. KAMEEZ,SHAL.BOYS	SUIT	763.33	600.00	790.00	740.00	450.00	475.00
SCHOOL UNI. KAMEEZ,SHAL.GIRL	SUIT	830.00	1000.00	1000.00	745.00	500.00	650.00
FROCK W/WEAR GIRLS	EACH	1175.00	1150.00	1500.00	1500.00	750.00	3250.00
AWAMI-SUIT W & W(BOY) 24"/26	SUIT	1083.33	950.00	1350.00	1025.00	600.00	615.00
AWAMI-SUIT W&W (GENTS)AV.QLTY	SUIT	1850.00	1550.00	2200.00	2000.00	925.00	1300.00
PULLOVER GENTS OXFORD/BON.	EACH	4062.50	3990.00	3990.00	4070.00	2400.00	3500.00
PULLOVER LADIES OXFORD/BON.	EACH	3190.00	2800.00	3100.00	3400.00	2400.00	3500.00
PULLOVER (GENTS) OTHERS A.QTY	EACH	1216.67	1100.00	2145.00	1550.00	825.00	1925.00
SECOND-HAND COAT FOR MEN	EACH	708.33	650.00	800.00	500.00	300.00	650.00
SECONDHAND SWEETER FOR MEN DUP QLTY	EACH	900.00	850.00	500.00	450.00	275.00	550.00
SECONDHAND WINTER JACKET	EACH	891.67	1100.00	800.00	275.00	262.50	875.00
UNDERWEAR AV.QLTY MEDIUM SIZE	EACH	110.00	110.00	250.00	110.00	80.00	130.00
VEST FOR MEN AV.QLTY.	EACH	138.33	110.00	180.00	102.50	70.00	110.00
VEST/SHAMEEZ (WOMEN) AVG. QLTY	EACH	148.33	140.00	200.00	147.50	125.00	400.00
SOCKS NYLON (PAKISTANI)	PAIR	76.67	85.00	100.00	67.50	55.00	60.00
BRASSIER AV.QLTY.	EACH	135.00	150.00	150.00	200.00	100.00	135.00
BRASSIER SUP QLTY	EACH	258.33	265.00	350.00	275.00	155.00	250.00
DOPATTA GEORGETTE AV.QLTY.	EACH	250.00	250.00	400.00	260.00	250.00	350.00
DOPATTA COTTON AV GLTY	EACH	213.33	190.00	300.00	275.00	230.00	255.00
CHADDAR (W/WEAR) (2x2.5 MTR)	EACH	1100.00	950.00	600.00	477.50	337.50	800.00
LUNGI/DHOTI(COTTON) AVG. QLTY	EACH	300.00	325.00	350.00	550.00	230.00	210.00
HANDKERCHIEF AVG. QLTY PAK	EACH	30.00	30.00	50.00	20.00	42.50	35.00
HANDKERCHIEF SUP. QLTY PAK	EACH	51.67	50.00	100.00	46.25	50.00	60.00
GLOVES AV QLTY	PAIR	125.00	110.00	150.00	65.00	60.00	55.00
AZARBAND COTTON AVG. QLTY	EACH	30.00	30.00	20.00	20.00	11.00	22.50
SEWING THREAD/REEL(ASLI PARI)	EACH	8.67	8.50	8.00	5.00	5.00	8.00
WASHING CHARGES PAINT & SHIRT	SUIT	221.67	110.00	60.00	100.00	80.00	100.00
DRY CLEANING SUIT COAT PANT	SUIT	533.33	340.00	400.00	250.00	180.00	450.00
WASHING CH. (KAMIZ-SHALWAR)	PAIR	90.00	90.00	60.00	90.00	40.00	70.00
TAILORING SHIRT	EACH	566.67	525.00	600.00	450.00	350.00	500.00
TAILORING CHARGES PANT (MEN)	EACH	1566.67	900.00	1200.00	1200.00	600.00	1225.00
TAILORING COAT-PANT SUIT	SUIT	6541.67	7000.00	5800.00	4500.00	3125.00	6250.00
TAILORING AWAMI-SUIT (MALE)	SUIT	791.67	662.50	700.00	575.00	575.00	650.00
TAILORING SUIT FEMALE	SUIT	566.67	550.00	475.00	475.00	475.00	650.00
GENTS SHOES PAUL BATA	PAIR	1199.00	1199.00	1199.00	1199.00	1199.00	1199.00
GENTS SANDAL BATA	PAIR	699.00	699.00	699.00	699.00	699.00	699.00
GENTS SPOUNG CHAPPAL BATA	PAIR	199.00	199.00	199.00	199.00	199.00	199.00
LADIES SANDAL BATA	PAIR	599.00	599.00	599.00	599.00	599.00	599.00

Contd.

7.11 Intercity Consumer Prices December, 2018

Description	Unit	Peshawar	Mardan	Abbott- abad	Bannu	D.I. Khan	Mingora
LADIES SPOUNG CHAPPAL BATA	PAIR	199.00	199.00	199.00	199.00	199.00	199.00
CHILD SHOE POWER LITE BATA	PAIR	699.00	699.00	699.00	699.00	699.00	699.00
GENTS SHOE, ART 1109 SERVICE	PAIR	999.00	999.00	999.00	999.00	999.00	999.00
NYLON JOGGER 27 SIZE 2-5 ***	PAIR	1399.00	1399.00	1399.00	1399.00	1399.00	1399.00
CHINA FOOT WEAR AV. QLTY (MALE) *	PAIR	983.33	950.00	1200.00	975.00	750.00	1350.00
CHINA FOOT WEAR AV. QLTY (FEMALE) *	PAIR	883.33	875.00	900.00	875.00	475.00	512.50
CHINA FOOT WEAR AV. QLTY (CHILDREN) *	PAIR	604.17	575.00	899.00	500.00	325.00	550.00
SHOE REPAIR HALF SOLE	PAIR	136.67	120.00	150.00	95.00	95.00	210.00
SHOES POLISH CHARGES AVERAGE SHOP	PAIR	20.00	20.00	20.00	20.00	20.00	20.00
HOUSE RENT (combined)	MONTH	9198.00	4098.00	8824.00	4644.00	8836.00	4296.00
rent 2	pm	9198.00	4098.00	8824.00	4644.00	8836.00	4296.00
RENT3	PM	9198.00	4098.00	8824.00	4644.00	8836.00	4296.00
RENT4	PM	9198.00	4098.00	8824.00	4644.00	8836.00	4296.00
RENT5	PM	9198.00	4098.00	8824.00	4644.00	8836.00	4296.00
RENT6	PM	9198.00	4098.00	8824.00	4644.00	8836.00	4296.00
SYNTHETIC ENEMAL ROBIALAC BALTI 3.64 LTR.	EACH	2270.00	1850.00	2265.00	2254.00	2050.00	2250.00
SYNTHETIC ENEMAL ICI BALTI 3.64 LTR.	EACH	2400.00	2400.00	2250.00	2200.00	1989.00	2200.00
CEMENT (LOCAL) SPECIFY BRAND NAME	BAG	600.00	580.00	620.00	600.00	600.00	590.00
BRICKS (NEW) IST CLASS	P/1000	9750.00	8500.00	13000.00	7200.00	5875.00	10500.00
CEMENT BLOCKS (6"x8"x12")	P/100	3200.00	3200.00	3500.00	2500.00	2650.00	3400.00
BAJREE	100CFT	3916.67	3460.00	4800.00	1800.00	2700.00	2700.00
SAND (BLACK PIT SAND)	K100CFT	2666.67	2133.00	3500.00	1475.00	1350.00	3100.00
TIMBER SHESHAM LOG IST QUALITY	cubmt.	70610.00	60072.00	0.00	36000.00	32700.00	0.00
IRON BAR (M.S. BAR) 1/2"	P/TON	92125.00	93000.00	98000.00	90000.00	95000.00	88000.00
CARPENTER WAGE RATE	P/DAY	1000.00	950.00	1200.00	1000.00	950.00	1200.00
MASON (RAJ) WAGE RATE	P/DAY	1200.00	1200.00	1200.00	1400.00	950.00	1200.00
UNSKILLED LABOUR WAGE RATE	P/DAY	600.00	600.00	800.00	600.00	500.00	700.00
PLUMBER WAGE RSTE	P/DAY	1200.00	1350.00	1500.00	900.00	1000.00	1000.00
ELECTICIAN WAGE RATE PER DAY **	P/DAY	1000.00	1000.00	1000.00	700.00	950.00	1200.00
ELECTICIAN WAGE RATE PER POINT **	P/PNT	100.00	150.00	250.00	92.50	70.00	275.00
WATER CHARGES PER HOUSE	P/MONTH	350.00	150.00	175.00	200.00	100.00	150.00
ELECT.CHARGES UPTO 50 UNITS	P/UNIT	2.00	2.00	2.00	2.00	2.00	2.00
ELECT.CHARGES 01 - 100 UNIT	P/UNIT	6.18	6.18	6.18	6.18	6.18	6.18
ELECT.CHARGES 101 - 300 UNIT	P/UNIT	9.54	9.54	9.54	9.54	9.54	9.54
ELECT.CHARGES 301 - 1000 UNIT	P/UNIT	16.39	16.39	16.39	16.39	16.39	16.39
ELECT.CHARGES ABOVE 1000 UNIT	P/UNIT	18.39	18.39	18.39	18.39	18.39	18.39
ELEC	PM	10.50	10.50	10.50	10.50	10.50	10.50
GAS CHRg upto 3.3719 MMBUT	MMBTU	145.08	145.08	145.08	145.08	0.00	145.08
GAS CHRg 3.3719 - 6.7438 MMBUT	MMBTU	308.88	308.88	308.88	308.88	0.00	308.88
GAS CHRg 6.7438 - 10.1157 MMBUT	MMBTU	321.75	321.75	321.75	321.75	0.00	321.75
GAS CHRg10.1157 - 13.4876 MMBUT	MMBTU	1310.40	1310.40	1310.40	1310.40	0.00	1310.40
GAS	PM	1708.20	1708.20	1708.20	1708.20	0.00	1708.20
GAS	PM	758.86	758.86	758.86	758.86	0.00	758.86
KEROSENE OIL	LTR	118.33	112.50	125.00	110.00	95.00	110.00
FIREWOOD WHOLE	40 KG.	729.17	500.00	400.00	500.00	350.00	500.00
CHAIR SHESHAM WOOD WITH ARMS **	EACH	2366.67	1800.00	3000.00	1150.00	2550.00	1450.00
CHAIR PLASTIC (CHAIRMAN) AVERAGE QUALITY	EACH	1483.33	1200.00	1000.00	675.00	800.00	850.00
TABLE SHESHAM WOOD (4X2X5") ***	EACH	6666.67	6000.00	8000.00	6925.00	4750.00	7000.00
SOFASET WOODEN WITH FOAM SEAT **	SET	25500.00	18000.00	18000.00	16500.00	19000.00	21000.00
COT IRON (WITH NIWAR)AV.QLTY.	EACH	2233.33	2200.00	2500.00	2375.00	2400.00	2300.00
ALMIRAH (STEEL) 6'X3' 20 GUAGE	EACH	9375.00	9500.00	15000.00	10825.00	9650.00	9000.00
DINNING TABLE 6 CHAIRS A.QLTY	SET	29166.67	27500.00	35000.00	13250.00	18250.00	23000.00
SINGLE BED WITHOUT FOAM MED.	EACH	8250.00	6500.00	8000.00	4400.00	5700.00	6000.00
MATRESS SINGLE(4"THICK)	EACH	5733.33	5300.00	6600.00	6000.00	3350.00	5000.00
FARSHI DARI 12'X9' AV.QLTY	EACH	1391.67	1300.00	2100.00	1450.00	1100.00	1525.00
DARI COTTON (6'x2 1/2') AV.QL	EACH	308.33	300.00	300.00	500.00	400.00	525.00
CARPET PLAIN AV. QLTY	SQFT.	43.33	50.00	65.00	45.00	35.00	47.50
QUILT (LIHAF) 3 KG. COTTON	EACH	1066.67	1025.00	1150.00	1075.00	600.00	650.00
BLANKET (90" x 54")	EACH	3650.00	3550.00	5000.00	4500.00	3650.00	2500.00
BEDSHEET SINGLE BED SUP.QLTY	EACH	883.33	850.00	900.00	700.00	550.00	700.00

Contd.

7.11 Intercity Consumer Prices December, 2018

Description	Unit	Peshawar	Mardan	Abbott- abad	Bannu	D.I. Khan	Mingora
BED SHEET DOUBLE WITH TWO PILLOW COVERS SUP QLT	SET	1650.00	1600.00	2500.00	1475.00	1075.00	2000.00
TOWEL(3'x2') AV. QALTY	EACH	350.00	225.00	550.00	312.50	275.00	275.00
CEILING FAN 48" SUPER QLT	EACH	3233.33	3400.00	3500.00	3600.00	3500.00	3500.00
PEDESTAL FAN 22" SUPER QLT	EACH	5066.67	4250.00	4900.00	4950.00	4730.00	3550.00
REFG. DAWLENCE 10 CFT. D.DOOR	EACH	31933.33	34600.00	41150.00	37000.00	36900.00	30000.00
D-FREEZER WAVES 8 CFT.	EACH	33666.67	32500.00	33500.00	40000.00	29000.00	32000.00
AIRCONDITIONER 1.5 TON PEL	EACH	40000.00	41000.00	39500.00	46000.00	44000.00	44000.00
SPLIT AIR CONDITIONER 1.5 TON (SPECIFY BRAND NAME)	EACH	45466.67	44000.00	58000.00	45000.00	41250.00	48000.00
AIRCOOLER SUPER ASIA	EACH	16750.00	17700.00	14750.00	18000.00	14900.00	11000.00
WASHING MACHINE SINGER	EACH	18800.00	18800.00	18500.00	18000.00	14700.00	14700.00
SEWING MACHINE(SINGER)	EACH	8506.67	8800.00	8800.00	8300.00	7200.00	7700.00
GIZER LARGE SIZE 30 GALLON CAPACITY SUP QLT	EACH	25766.67	26000.00	18750.00	17500.00	17537.50	16500.00
GAS BURNER DOUBLE SPFY.BRAND	EACH	3533.33	3000.00	4900.00	3050.00	2500.00	1412.50
ELECT. IRON PHILIPS MDL.1120	EACH	3800.00	3800.00	3500.00	2000.00	2100.00	2000.00
ELECTRIC JUICER FOR APPLE	EACH	4766.67	4350.00	5650.00	4850.00	3625.00	1700.00
S.STEEL DEGHCHI MEDIUM SIZE	EACH	833.33	850.00	925.00	610.00	600.00	600.00
ALUMINIUM COOKING PAN (DEGCHI) MED SIZE	EACH	700.00	700.00	600.00	600.00	425.00	750.00
NON STICK COOKING PAN (DEGCHI) SUP. QLT	EACH	1616.67	1250.00	1000.00	590.00	535.00	800.00
FRYING PAN STEEL AVG. QLT MED. SIZE	EACH	458.33	400.00	450.00	500.00	352.50	550.00
TAWA IORN (MEDIUM SIZE) AVG. QLT	EACH	416.67	375.00	500.00	600.00	355.00	325.00
S.STEEL PLATE A.QLTY.(M.SIZE)	EACH	73.33	70.00	80.00	70.00	55.00	75.00
TABLE SPOON S.STEEL SUP.QLTY.	DOZEN	491.67	425.00	600.00	545.00	300.00	550.00
WATER SET JUG+6 GLASSES (OMROC)	SET	566.67	450.00	650.00	575.00	512.50	550.00
TEA SET PAK. CHINAWARE 21 PCS.	SET	2633.33	2400.00	3500.00	1625.00	2500.00	2650.00
DINNER SET PLASTIC 72 PIECES SUPERIOR QLT	SET	9916.67	9500.00	6500.00	4600.00	4500.00	6000.00
HOTPOT SET PLASTIC 3 PCS.	SET	1400.00	1250.00	2000.00	1590.00	1200.00	1725.00
BUCKET(BALTI) PLASTIC MED.SIZ	EACH	366.67	325.00	450.00	465.00	350.00	355.00
LOTA PLASTIC (MED SIZE) AVERAGE QUALITY	EACH	61.67	50.00	100.00	40.00	50.00	65.00
PRESURE COOKER 4 LTR.	EACH	1466.67	1200.00	2200.00	1500.00	1375.00	1800.00
WATER COOLER 9/10 LTR.PLASTIC	EACH	566.67	550.00	850.00	550.00	650.00	550.00
THERMOS STARVAC 1 LTR	EACH	566.67	500.00	550.00	625.00	700.00	850.00
BULB PHILIPS 100-WATTS	EACH	40.00	40.00	35.00	35.00	35.00	40.00
TUBE LIGHT PHILIPS 40 WATTS	EACH	100.00	100.00	130.00	95.00	125.00	100.00
ELECTRIC BLUBS "0" WATTE LOCAL	EACH	20.00	20.00	22.50	20.00	22.50	20.00
ELECTRIC BLUB ENERGY SAVER 14 WATTS	EACH	180.00	180.00	165.00	170.00	220.00	200.00
WASHING SOAP 250 GMS SPECIFY BRAND NAME	EACH	45.00	45.00	45.00	41.25	40.00	35.00
SURF EXCEL 400 GMS POLY BAG	EACH	145.00	150.00	145.00	145.00	135.00	140.00
WASHING POWDER 1000 GRM	EACH	190.00	185.00	190.00	180.00	180.00	190.00
WASHING POWDER (WHEEL/ BONUS) 100 GRAMS	EACH	95.00	95.00	95.00	95.00	110.00	90.00
CLEANSER POWDER VIM 1000 GM	PKT.	79.33	80.00	80.00	80.00	72.50	100.00
FINIS 500 ML	BOTTLE	180.00	180.00	237.00	140.00	170.00	110.00
PHNYLE TYPHONE/FINIS/CARRANITE 3 LITRES	BOTTLE	160.00	160.00	170.00	137.50	152.50	150.00
HARPIC	BOTTLE	180.00	160.00	180.00	190.00	177.50	190.00
BOOT POLISH CHERRY/KIWI 50ML	EACH	130.00	130.00	135.00	115.00	140.00	130.00
ROBIN BLUE (35 GRAMS)	PKT.	65.00	60.00	45.00	35.00	30.00	65.00
TISSU PAPER PERFUMED 100 PCS.	PKT	113.33	115.00	135.00	110.00	125.00	115.00
TOILET PAPER ROLL (R.PETEL)	P/ROLL	50.00	50.00	45.00	37.50	47.50	40.00
BOOT POLISH LIQUID CHEERY BLOSSOM KIWI 75 ML	BOTTLE	160.00	135.00	150.00	150.00	160.00	160.00
MATCH BOX SMALL	EACH	2.00	2.00	3.00	3.00	1.00	1.00
DRY CELL 1.5 VOLT(LOCAL)	EACH	35.00	30.00	20.00	25.00	20.00	20.00
HAND STITCHING NEEDLE M.SIZE	PACKET	5.83	6.00	10.00	6.00	6.00	5.00
SEWING MACHINE NEEDLE (SINGER)	EACH	5.83	6.00	7.50	5.00	5.00	5.00
HOUSEHOLD SERVANT FEMALE P/T	P/MNTH	1916.67	1750.00	3000.00	1650.00	2750.00	3500.00
MARRIAGE HALL WITH FURNITURE	P/HEAD	216.67	225.00	150.00	90.00	100.00	90.00
SEPTRAN TABLETS	10TAB.	20.07	20.00	18.00	20.00	20.00	20.00
BRUFEN TABS 200-MG.	10TAB.	13.00	13.00	10.00	15.00	10.00	10.00
PANADOL TAB. EXTRA/PLAIN	10TAB.	15.00	15.00	13.00	15.00	12.00	15.00
DISPRIN TAB.	10TAB.	13.33	13.00	13.00	15.00	13.00	15.00
TRISIL TAB.	10 TAB	12.00	12.00	10.00	15.00	12.00	10.00
FLAGYL TAB. 200 MG.	10TAB.	20.00	16.00	16.00	16.00	10.00	20.00

Contd.

7.11 Intercity Consumer Prices December, 2018

Description	Unit	Peshawar	Mardan	Abbott- abad	Bannu	D.I. Khan	Mingora
VENTOLIN TAB. 2MG.	10TAB.	10.00	10.00	10.00	10.00	10.00	15.00
DAONIL TAB. 5 MG.	10TAB.	17.00	17.00	16.83	17.00	16.80	17.00
ENTOX TAB.	10TAB.	15.00	15.00	15.00	20.00	15.00	15.00
RENITEC TAB. 5 MG.	10TAB.	58.50	59.00	61.00	59.00	58.00	65.00
CAC. 1000 TAB	BOTTLE	133.00	133.00	133.00	133.00	133.00	128.60
AMOXIL CAPSOLE 250 MG.S	10CAP.	36.00	36.00	36.00	36.00	36.00	36.00
CALCIUM SYRUP SANDOZ	BOTTLE	64.00	64.00	64.00	64.00	64.00	64.00
LEDERPLEX SYRUP	BOTTLE	52.75	52.75	53.00	54.00	52.74	53.00
SANCOS SYRUP (50 ML.)	BOTTLE	56.71	30.00	30.00	56.71	55.00	55.00
PHENERGAN SYRUP 120 ML.	BOTTLE	33.00	33.00	33.00	34.00	34.00	35.00
CALPOL SYRUP 60 ML.	BOTTLE	49.00	49.00	0.00	47.32	30.00	49.00
HYDRYLLIN SYRUP 120 ML.	BOTTLE	69.00	69.00	69.00	69.00	69.00	69.00
POLYFAX EYE OINTMENT	TUBE	22.50	22.50	21.00	23.00	21.75	21.00
BETNESOL EYE DROPS	BOTTLE	33.89	33.89	34.00	34.00	33.89	34.00
EAR DROPS (CARDISPORINE) ***	BOTTLE	25.00	25.00	21.00	25.00	21.00	21.00
BETNOVATE-N OINTMENT 5 GMS	TUBE	56.50	55.00	16.00	16.00	33.00	57.00
BURNOL CREAM 30 GRM	TUBE	55.42	55.42	55.42	55.42	55.42	55.42
VICKS VAPORUB/BALM	BOTTLE	36.00	36.00	36.00	36.00	36.00	36.00
GLYCRINE SMALL BOTTLE	BOTTLE	30.00	30.00	40.00	40.00	18.00	30.00
JOUHAR JOSHANDA	PKT.	10.00	10.00	10.00	10.00	8.00	10.00
GALXOS-D (450 GRMS)	PKT.	157.50	157.50	157.50	140.00	142.50	145.00
GRIPE-WATER WOODWARDS	BOTTLE	60.00	60.00	60.00	60.00	60.00	60.00
SANIPLAST ONE PUTTY	EACH	2.00	2.00	2.00	2.00	1.50	2.00
O.R.S. (NIMCOL)	PKT.	18.00	18.00	18.00	17.00	15.00	15.00
DETTOL (MEDIUM)	BOTTLE	100.00	100.00	150.00	85.00	85.00	100.00
COTTON BANDAGE 2" - 4"	EACH	9.00	9.00	15.00	10.00	9.00	10.00
THERMOMETER CHINA	EACH	42.00	40.00	90.00	42.50	50.00	40.00
DOCTOR (MBBS) CLINIC FEE	P/PAT.	266.67	250.00	400.00	150.00	250.00	300.00
URINE TEST (DR) CHARGES	P/TEST	100.00	100.00	100.00	100.00	100.00	212.50
BLOOD TEST (CP) CHARGES	P/TEST	266.67	300.00	287.50	180.00	175.00	250.00
SUGAR TEST (RANDOM/FASTING BOTH) CHARGES	P/TEST	266.67	200.00	160.00	140.00	140.00	200.00
ECG CHARGES	P/TEST	183.33	175.00	250.00	250.00	300.00	200.00
X-RAY (CHEST) CHARGES	P/X-RAY	316.67	300.00	250.00	200.00	300.00	200.00
CAR SUZUKI 800 CC (W/O. A/C)	EACH	847500.00	847500.00	817750.00	0.00	817750.00	0.00
CAR SUZUKI 1000 CC	EACH	1400000.00	1400000.00	1400000.00	0.00	1405000.00	0.00
CAR TOYOTA 1300 CC	EACH	2104000.00	2104000.00	2105800.00	0.00	2150000.00	0.00
CAR HONDA CIVIC	EACH	3072000.00	3072000.00	3190000.00	0.00	0.00	0.00
MOTORCYCLE HONDA CD-70.	EACH	69500.00	69500.00	69500.00	69500.00	64700.00	64000.00
MOTORCYCLE YAMAHA 100CC.	EACH	80000.00	80000.00	79300.00	79000.00	79300.00	0.00
MOTOR CYCLE HERO 70 CC	EACH	44000.00	43000.00	46000.00	43000.00	45000.00	45500.00
BICYCLE WITH TYRES & TUBES	EACH	8958.33	8900.00	10200.00	9500.00	6825.00	6500.00
TYRE CAR WITH TUBE GENERAL	EACH	3800.00	4000.00	3000.00	4900.00	3650.00	3250.00
TYRE MOTOR CYCLE WITHOUT TUBE	EACH	1400.00	1450.00	1625.00	1175.00	1350.00	1150.00
TYRE CYCLE SPECIFY BRAND NAME	EACH	333.33	500.00	550.00	540.00	325.00	500.00
TYRE CAR W/O TUBE	EACH	3500.00	3250.00	2875.00	4600.00	3600.00	3350.00
PETROL SUPER	LITRE	95.83	95.83	95.83	95.83	95.83	95.83
HIGH SPEED DIESEL HSD	LITRE	110.94	110.94	110.94	110.94	110.94	110.94
CNG	K.G.	114.90	114.90	114.90	113.90	0.00	109.90
GAS CYLINDER STAND. SIZE	EACH	1650.00	1760.00	1600.00	1450.00	1350.00	1320.00
MOTOR CYCLE SERVICE CHARGES	EACH	300.00	300.00	300.00	350.00	275.00	375.00
CAR SERVICE CHARGES	EACH	291.67	300.00	400.00	400.00	400.00	300.00
TYRE PUNCTURE CHARGES	EACH	62.50	50.00	75.00	100.00	50.00	55.00
CYCLE OVERHAULING CHARGES	EACH	350.00	325.00	400.00	600.00	300.00	300.00
CAR TAX FOR 800CC TO 1300CC	YEARLY	1075.00	1075.00	1075.00	1075.00	1075.00	1075.00
TRAIN FARE ECO. 1-100 KM.	P/KM.	1.88	0.00	1.88	1.88	0.00	0.00
TRAIN FARE ECO. 101-500 KM.	P/KM.	1.14	0.00	1.14	1.14	0.00	0.00
TRAIN FARE ECO. > 500 KM.	P/KM.	0.91	0.00	0.91	0.91	0.00	0.00
TRAIN FARE IST SLP. 1-100KM	P/KM.	3.30	0.00	3.30	3.30	0.00	0.00
TRAIN FARE IST SLP. 101-500 KM	P/KM.	2.72	0.00	2.72	2.72	0.00	0.00
TRAIN FARE IST SLP. > 500 KM	P/KM.	1.72	0.00	1.72	1.72	0.00	0.00
TRAIN FARE A/C SLP. 1-100KM.	P/KM	5.80	0.00	5.65	5.80	0.00	0.00

Contd.

7.11 Intercity Consumer Prices December, 2018

Description	Unit	Peshawar	Mardan	Abbott- abad	Bannu	D.I. Khan	Mingora
TRAIN FARE A/C SLP.101-500KM	P/KM.	5.23	0.00	5.23	5.23	0.00	0.00
TRAIN FARE A/C SLP > 500KM.	P/KM	3.90	0.00	3.90	3.76	0.00	0.00
PLATFORM TICKET	EACH	10.00	0.00	10.00	10.00	0.00	0.00
AUTO RICKSHAW FARES	KM/MIN	60.00	60.00	50.00	50.00	50.00	50.00
FULL TONGA CHARGES	KM/MIN	60.00	60.00	60.00	50.00	0.00	0.00
TAXI 4 SEATER FARE	KM/MIN	125.00	125.00	150.00	40.00	150.00	75.00
BUS FARE MIN (WITHIN CITY)	TICKET	10.00	10.00	15.00	11.00	0.00	0.00
BUS FARE MAX (WITHIN CIT	TICKET	25.67	30.00	15.00	20.00	0.00	0.00
BUS FARE OUTSIDE CITY	P/KM.	1.18	1.18	0.98	1.33	1.00	0.98
A/C BUS FARE OUTSIDE CITY	P/KM.	1.37	1.37	1.70	1.66	1.50	1.75
MINIBUS FARE MIN.WITH IN CITY	TICKET	10.00	0.00	0.00	0.00	0.00	0.00
MINIBUS FARE MAX.WITH IN CITY	TICKET	40.00	0.00	10.00	0.00	0.00	10.00
SUZUKI FARE MIN.WITH IN CITY	TICKET	10.00	10.00	15.00	0.00	10.00	10.00
SUZUKI FARE MAXIMUM W.IN CITY	TICKET	30.00	20.00	15.00	0.00	15.00	10.00
AIR FARE ECONOMY CLASS.	P/KM.	14.98	0.00	0.00	0.00	0.00	0.00
POSTAL ENVELOPE DOMESTIC	EACH	8.00	8.00	8.00	8.00	8.00	8.00
ENVELOPE FOR SAUDI ARABIA	EACH	50.00	58.00	50.00	50.00	50.00	50.00
POSTAL REGISTRATION CHARGES	EACH	38.00	38.00	38.00	38.00	28.00	38.00
U.M.S. REG CHARGES MIN.	EACH	58.67	58.00	59.00	59.00	60.00	59.00
T.C.S. CH. MIN.WITH IN ZONE	EACH	200.00	200.00	200.00	200.00	200.00	200.00
TELEPHONE CHARGES LOCAL CALL	P/CALL	4.65	4.65	4.65	4.65	4.65	4.65
TEL CHARGES OUT SIDE CITY	P/CALL	4.65	4.65	4.65	4.65	4.65	4.65
INTERNET CHARGES	P/HOUR	40.00	30.00	50.00	50.00	42.50	40.00
MOBILE CELL CHARGES	P/UNIT	2.88	2.88	4.00	2.88	2.50	2.50
FAX CHARGES (LOCAL)	P/PAGE	20.00	30.00	30.00	15.00	15.00	10.00
TELEPHONE SET AV. QLTY	EACH	1200.00	1250.00	2000.00	1150.00	2250.00	1000.00
MOBILE SET NOKIA/SONY/ERICSON/SAMSUNG WITHOUT CAMERA	EACH	3233.33	3300.00	3000.00	3000.00	2250.00	2500.00
T.V. 20" COLORED WEGA H-A21.	EACH	29000.00	21000.00	20000.00	24000.00	20000.00	31000.00
T.V 20" COLOR CHINA/KORIA)	EACH	9333.33	15000.00	8000.00	11500.00	9550.00	10000.00
V.C.P. PANASONIC/LG/NAT	EACH	4000.00	0.00	6500.00	6750.00	5000.00	0.00
DVD/VCD PLAYER PANASONIC/LG	EACH	3066.67	4000.00	6800.00	1950.00	5500.00	1850.00
RADIO WITH C.PLAYER NATIONAL	EACH	2650.00	2650.00	2500.00	2600.00	1900.00	1450.00
PERSONNEL COMPUTER (BRANDED)	EACH	55000.00	48800.00	43000.00	50000.00	41500.00	34500.00
VID. CASSETTE BLK. TDK/SONY	EACH	100.00	100.00	55.00	110.00	100.00	125.00
COM. C.D. (TDK/IMATION)	EACH	40.00	40.00	55.00	65.00	50.00	20.00
TAPE RECORDER CASSETTE BLANK	EACH	30.00	30.00	60.00	25.00	42.50	70.00
VIDEO GAME SEGA 16 BYTE	EACH	1250.00	1250.00	1800.00	1500.00	1475.00	0.00
CINEMA A/C. HIGH CLASS	TICKET	100.00	100.00	0.00	0.00	0.00	0.00
CINEMA NON-A/C HIGH CLASS	TICKET	100.00	100.00	30.00	40.00	50.00	200.00
CABLE CHARGES	P/MONTH	200.00	300.00	300.00	300.00	300.00	300.00
TV.LICENCE FEE DOMESTIC	YEARLY	420.00	420.00	420.00	420.00	420.00	420.00
ENGLISH BOOK CLASS V1	EACH	75.00	75.00	75.00	75.00	75.00	75.00
ENGLISH BOOK CLASS IX OR X	EACH	68.00	68.00	68.00	68.00	68.00	62.00
ENG. BOOK IST.YR COMPLETE SET	EACH	76.00	76.00	90.00	76.00	90.00	90.00
ENGLISH BOOK BA/B.SC	EACH	105.00	105.00	105.00	105.00	105.00	105.00
URDU BOOK CLASS V (T.B.BORD)	EACH	68.00	68.00	68.00	68.00	68.00	68.00
URDU BOOK CLASS IX/X(T.B.B)	EACH	58.50	58.50	62.00	62.00	62.00	62.00
URDU BOOK IST.YEAR/INTER	EACH	81.00	81.00	81.00	81.00	81.00	81.00
URDU BOOK BA/B.SC	EACH	240.00	240.00	160.00	160.00	160.00	160.00
MATHS BOOK CALSS V (T.B.B)	EACH	99.00	99.00	99.00	99.00	99.00	99.00
MATHS BOOK CLASS IX OR X	EACH	112.00	112.00	112.00	112.00	112.00	112.00
MATHS BOOK IST.YEAR (T.B.B)	EACH	212.00	212.00	212.00	212.00	212.00	212.00
PAKISTAN STUDIES BOOK BA/B.SC	EACH	125.00	125.00	125.00	125.00	125.00	125.00
DAILY "DAWN"	P/COPY	22.00	22.00	22.00	22.00	22.00	22.00
DAILY "JANG"	P/COPY	20.00	20.00	20.00	20.00	20.00	20.00
DAILY "NAWA-E-WAQT"	P/COPY	20.00	20.00	20.00	20.00	20.00	20.00
WEEKLY "AKHBAR-E-JAHAN"	P/COPY	60.00	60.00	60.00	60.00	60.00	60.00
WEEKLY "MAG"	P/COPY	50.00	50.00	50.00	50.00	50.00	50.00
MONTHLY "NAUNEHAL DIGEST"	P/COPY	35.00	35.00	35.00	35.00	35.00	35.00
PAPER FOOLSCAPE (27"x17")	QUIRE	21.75	20.00	30.00	50.00	47.50	30.00
EXERCISE.BOOK LINED 80/100 PGS	EACH	77.50	60.00	60.00	90.00	45.00	65.00

Contd.

7.11 Intercity Consumer Prices December, 2018

Description	Unit	Peshawar	Mardan	Abbott- abad	Bannu	D.I. Khan	Mingora
PENCILGOLDFISH/DEER	EACH	10.00	7.00	7.00	8.00	7.00	10.00
PEN INK DOLLOR 57 ML BOTTLE	EACH	26.67	20.00	25.00	25.00	20.00	20.00
PHOTOSTATE PAPER 70 GM	PRT	400.00	400.00	500.00	350.00	355.00	450.00
BALL PEN (local)	EACH	6.33	5.00	7.00	10.00	5.00	10.00
FOUNTAIN PEN HERO/WINGS/CHINA	EACH	40.00	50.00	50.00	50.00	40.00	50.00
PRIVATE SCHOOL FEE ENGLISH MEDIUM AVERAGE STANDARD (CLASS I)	P/MONTH	2366.67	2200.00	3200.00	575.00	650.00	1000.00
PRIVATE SCHOOL FEE ENGLISH MEDIUM AVERAGE STANDARD (CLASS V)	P/MONTH	2500.00	2600.00	3600.00	775.00	850.00	1500.00
PRIVATE SCHOOL FEE ENGLISH MEDIUM AVERAGE STANDARD (CLASS VI)	P/MONTH	2500.00	2600.00	3700.00	825.00	1000.00	2500.00
PRIVATE SCHOOL FEE ENGLISH MEDIUM AVERAGE STANDARD (CLASS X)	P/MONTH	2500.00	3000.00	4100.00	1050.00	1800.00	3000.00
PRIVATE MEDICL COLLEGE FEE MBBS (1ST YEAR)	P/MONTH	53500.00	0.00	66666.00	0.00	0.00	0.00
PRIVATE ENGINEERING COLLEGE FEE (ISTR YEAR)	P/MONTH	15000.00	15000.00	0.00	0.00	0.00	0.00
GOVT. COLLEGE FEE 1ST. YEAR	MONTH	45.83	45.83	46.00	45.83	45.83	45.83
GOVT. COLLEGE FEE 4TH. YEAR	MONTH	54.75	54.75	50.00	50.00	50.00	50.00
GOVT. UNIVERSITY FEE MSC.	MONTH	2500.00	2500.00	166.00	1786.00	2700.00	1925.00
GOVT. MED. COLLEGE FEE MBBS	MONTH	2496.00	2496.00	940.00	641.67	4942.50	939.58
GOVT. ENGG. COLL. FEE I YEAR	MONTH	655.00	655.00	0.00	655.41	595.83	0.00
COACHING FEE FOR CLASS IX/X	P/MONTH	2500.00	2500.00	1200.00	1000.00	1000.00	3000.00
COACHING CHARGES FOR CLASS 1ST YEAR/INTER (SCIENCE)	P/MONTH	3000.00	3000.00	1125.00	1200.00	1200.00	6000.00
COACHING CHARGES FOR CLASS 1ST YEAR/INTER (COMMERCE)	P/MONTH	3000.00	3000.00	1100.00	1000.00	1200.00	950.00
I.T. TUITION FEES	P/MONTH	8667.00	6000.00	4166.00	3000.00	3833.33	0.00
MBA TUITION FEES	P/MONTH	7500.00	6000.00	3666.00	3500.00	3666.67	0.00
BREAD TANDOORI ST. SIZE	EACH	10.00	10.00	10.00	10.00	6.00	10.00
COOKED MUTTON (AV. HOTEL)	PLATE	183.33	120.00	200.00	160.00	140.00	185.00
COOKED BEEF (AV. HOTEL)	PLATE	120.00	100.00	85.00	105.00	100.00	130.00
COOKED DAL (AV. HOTEL)	PLATE	60.00	60.00	65.00	50.00	70.00	65.00
CHICKEN BIRYANI FULL/DOUBLE	PLATE	120.00	140.00	150.00	120.00	145.00	190.00
TEA PREPARED (ORDINARY)	CUP	15.00	20.00	20.00	20.00	15.00	20.00
HAIRCUT CHARGES FOR MEN	P/CUT	141.67	115.00	80.00	90.00	55.00	90.00
BEAUTY PORL HAIR STYL CHARGE	P/STY.	225.00	225.00	600.00	200.00	140.00	450.00
SHAVING CHARGES	PER SHV	76.67	80.00	50.00	50.00	32.50	60.00
LIPSTICK S.MISS/MEDORA	EACH	126.67	125.00	115.00	120.00	100.00	60.00
NAIL POLISH S.MISS/MEDORA	EACH	100.00	130.00	105.00	120.00	100.00	85.00
PERFUME MED.SIZE MEDORA/BROACH	EACH	220.00	220.00	220.00	200.00	220.00	216.67
HAIR-OIL AMLA/CHAMBELI	BOTTLE	150.00	150.00	180.00	190.00	95.00	215.00
TOILET SOAP LUX 95 GRAMS	EACH	50.00	50.00	60.00	44.00	46.00	55.00
TOILET SOAP LIFEBOUY 140 GRM	EACH	40.00	50.00	50.00	49.00	50.00	50.00
TOILET SOAP SAFEGUARD BATH SIZE	EACH	53.00	55.00	50.00	50.00	55.00	48.00
TOOTHPASTE MACKLINES 70 GRM	EACH	50.00	50.00	50.00	50.00	50.00	50.00
TOOTHPAST MED SIZE CLGATE 70 GMS	EACH	75.00	75.00	66.50	70.00	88.00	75.00
TOOTHBRUSH SHEILD A/PLAUQUE	EACH	45.83	50.00	45.00	34.00	37.50	40.00
TOOTHPOWDER DENTONIC 90 GRM	EACH	50.00	50.00	35.00	30.00	25.00	35.00
HAIR-COLOUR BEGIN (6 GMS)	EACH	110.00	130.00	130.00	130.00	95.00	110.00
HAIR COLOUR (KALAKOLA)	BOTTLE	130.00	145.00	130.00	120.00	130.00	140.00
FACECREAM PONDS (MEDIUM)	EACH	130.00	130.00	120.00	130.00	135.00	120.00
TALC POWDER VICE ROAY,B.CAT	EACH	200.00	175.00	170.00	137.50	110.00	110.00
BLADE TREET ORDINARY 10'S	PKT.	33.33	40.00	50.00	30.00	30.00	40.00
BLADE 7-O-CLOCK STAIN. 5'S	PKT.	35.00	35.00	40.00	30.00	35.00	40.00
SHAMPOO SUNSILK/PAINTIN 100 ML	BOTTLE	100.00	100.00	100.00	100.00	100.00	100.00
BEAUTY CREAM (FAIR & LOVELY)	EACH	75.00	85.00	210.00	75.00	230.00	115.00
HAIR REMOVING CREAM (EU-CREAM)	TUBE	95.00	95.00	75.00	75.00	60.00	85.00
GEL MEDIUM SIZE	BOTTLE	126.67	180.00	190.00	70.00	152.50	150.00
DISPOSABLE RAZOR GILLET-II	EACH	50.00	50.00	45.00	40.00	45.00	50.00
SHAVING CREAM TOUCH-ME/ADM.	EACH	80.00	70.00	85.00	65.00	77.50	60.00
GOLD TEZABI 24 CT	10 GM.	56295.00	55000.00	55898.00	53750.00	53750.00	56412.00
SILVER TEZABI 24 CT	10 GM.	667.00	750.00	754.00	750.00	616.50	750.00
ARTIFICIAL JEWELLARY SET	SET	1216.67	900.00	750.00	1400.00	300.00	2750.00
WRIST WATCH GENTS CITIZEN (ORIGINAL) ***	EACH	4333.33	6000.00	2000.00	2500.00	2500.00	4000.00
WRIST WATCH LADIES CITIZEN (ORIGINAL) ***	EACH	4333.33	6000.00	1750.00	2500.00	2500.00	3500.00
WALL CLOCK QUARTZ AV.QLTY	EACH	1450.00	1500.00	525.00	650.00	255.00	850.00
SUITCASE REXIN (24"x16"x6")	EACH	758.33	650.00	1200.00	1125.00	800.00	950.00
TRUNK MEDIUM SIZE ***	EACH	1866.67	1900.00	1200.00	2200.00	1300.00	4000.00
PURSE LADIES (LEATHER) AVERAGE QUALITY	EACH	1200.00	950.00	1500.00	1100.00	500.00	1000.00

7.11 Intercity Consumer Prices December, 2018

Description	Unit	Quetta	Turbat	Gawadar	Loralai	Khuzdar	D.M. Jamali
WHEAT	10 KG.	360.00	430.00	430.00	400.00	350.00	320.00
WHEAT FLOUR FINE/SUPERIOR.	KG.	52.00	50.00	50.00	45.00	45.00	40.00
WHEAT FLOUR AVG. QLT	KG.	50.00	45.00	45.00	42.00	40.00	38.00
WHEAT FLOUR BAG	10 KG.	410.00	440.00	450.00	380.00	390.00	370.00
MAIDA	KG.	60.00	76.00	76.00	62.50	50.00	55.00
SUJI	KG.	60.00	80.00	80.00	60.00	65.00	70.00
BESAN AV. QLT.	KG.	150.00	160.00	160.00	160.00	110.00	120.00
RICE BASMATI SUP. QLT.	KG.	155.00	180.00	180.00	150.00	135.00	150.00
RICE BASMATI 385/386	KG.	90.00	90.00	90.00	100.00	85.00	77.50
RICE BASMATI BROKEN AV.QLTY	KG.	85.00	74.00	75.00	70.00	75.00	57.50
RICE IRRI-6 (SINDH/PUNJAB)	KG.	50.00	53.00	53.00	50.00	53.75	52.50
VERMICELLI	KG.	80.00	85.00	85.00	100.00	90.00	75.00
BREAD PLAIN MEDIUM SIZE	EACH	40.00	35.00	35.00	40.00	40.00	40.00
RUSK (PAPAY)	KG.	145.00	175.00	175.00	160.00	160.00	140.00
BISCUITS-PACKED	PKT	40.00	40.00	40.00	40.00	40.00	40.00
BISCUIT-BAKERY (LOOSE)	250 GM	55.00	78.00	78.00	80.00	60.00	70.00
CORNFLAKS FAUJI 225 GM.	PKT	200.00	154.00	225.00	120.00	230.00	200.00
SAMOSAS (VEGATABLE)	EACH	12.00	10.00	10.00	10.00	15.00	10.00
PASTRY AV.QLTY.	EACH	27.50	23.00	25.00	30.00	17.00	20.00
PATTIES (VEGATABLES)	EACH	25.00	25.00	25.00	30.00	15.00	30.00
NIMCO	250 GM	55.00	80.00	90.00	60.00	80.00	80.00
CHIPS	250 GM	55.00	80.00	80.00	60.00	85.00	65.00
BEEF WITH BONE AV.QLTY.	KG	380.00	490.00	500.00	320.00	377.50	340.00
MUTTON AV.QLTY.	KG	775.00	850.00	800.00	700.00	750.00	750.00
CHICKEN FARM BROILER (LIVE)	KG	210.00	295.00	300.00	180.00	207.50	170.00
FISH-RAHU MEDIUM SIZE	KG	350.00	335.00	325.00	330.00	277.50	375.00
MILK FRESH (UNBOILED)	LTR.	95.00	120.00	120.00	95.00	95.00	95.00
CURD	KG.	110.00	130.00	130.00	85.00	90.00	120.00
MILK TETRA PACK 1/2 LTR.	PKT.	60.00	65.00	62.00	70.00	65.00	50.00
LACTOGEN 400 GRAMS	PKT.	500.00	450.00	450.00	480.00	497.50	500.00
POWDER MILK NIDO 400GM.	PKT	400.00	390.00	390.00	450.00	380.00	400.00
MILK POWDER LOOSE/PACKED	KG.	400.00	485.00	500.00	520.00	800.00	600.00
BUTTER LOCAL PACKED	50 GM.	30.00	30.00	30.00	25.00	30.00	37.50
EGGS FARM	DOZ	135.00	130.00	130.00	120.00	122.50	125.00
MUSTARD OIL AV.QLTY.	KG.	190.00	190.00	190.00	240.00	195.00	400.00
COOKING OIL (DALDA)	2.5LTR	495.00	450.00	450.00	510.00	475.00	475.00
COOKING OIL (PAKWAN) OTHER BRAND SPECIFY	2.5 LTR	475.00	450.00	450.00	430.00	455.00	485.00
VEGETABLE GHEE TIN	2.5KG.	480.00	450.00	450.00	430.00	440.00	475.00
VEGETABLE GHEE (LOOSE)	KG.	190.00	165.00	165.00	180.00	125.00	191.00
DATES AV.QLTY.	KG.	260.00	105.00	110.00	200.00	150.00	145.00
PISTACHIO AV.QLTY.	50 GM.	65.00	60.00	60.00	60.00	100.00	85.00
ALMONDS WHOLE AV.QLTY.	KG.	700.00	660.00	665.00	725.00	862.50	825.00
COCONUT DRY AV.QLTY.	KG.	370.00	320.00	320.00	445.00	550.00	525.00
RAISINS AV.QLTY.	50 GM.	27.50	30.00	30.00	20.00	50.00	27.50
GROUNDNUTS (WITH SHELL)	KG.	240.00	180.00	185.00	240.00	230.00	290.00
MALTA/MOSAMBI	DOZ	0.00	0.00	0.00	0.00	0.00	0.00
KINNU	DOZ	80.00	140.00	150.00	120.00	0.00	80.00
APPLE	KG	100.00	135.00	140.00	80.00	67.50	110.00
ALOO BUKHARA	KG	0.00	0.00	0.00	0.00	0.00	0.00
POMEGRANATE (ANNAR)	KG	190.00	170.00	180.00	180.00	150.00	125.00
GRAPES	KG	0.00	0.00	0.00	0.00	0.00	0.00
BANANAS	DOZ	80.00	67.50	75.00	75.00	60.00	45.00
MANGO KALMI	KG	0.00	0.00	0.00	0.00	0.00	0.00
GUAVA	KG	60.00	95.00	100.00	0.00	62.50	45.00
WATERMELON (TURBOOZ)	KG	0.00	0.00	0.00	0.00	0.00	0.00
MUSKMELON (KHARBOOZA)	KG	0.00	0.00	0.00	0.00	0.00	0.00
SWEETMELON (GARMA)	KG	0.00	0.00	0.00	0.00	0.00	0.00
PULSE MASOOR (WHOLE)	KG.	125.00	133.00	130.00	120.00	120.00	120.00
PULSE MASOOR (WASHED)	KG.	120.00	134.00	134.00	120.00	122.50	140.00
PULSE MOONG (WASHED)	KG.	150.00	140.00	140.00	120.00	117.50	145.00
PULSE MASH (WASHED)	KG.	180.00	180.00	180.00	180.00	180.00	165.00
PULSE GRAM	KG.	145.00	145.00	145.00	130.00	135.00	135.00

Contd.

7.11 Intercity Consumer Prices December, 2018

Description	Unit	Quetta	Turbat	Gawadar	Loralai	Khuzdar	D.M. Jamali
GRAM WHOLE BLACK AV QLTY.	KG.	150.00	150.00	150.00	160.00	170.00	110.00
GRAM WHOLE YELLOW AV.QLTY	KG.	190.00	185.00	185.00	180.00	220.00	205.00
BEANS (LAL LOBIA)	KG.	140.00	130.00	130.00	160.00	180.00	125.00
POTATOES	KG	30.00	40.00	45.00	27.50	27.50	22.50
ONION	KG	30.00	40.00	50.00	25.00	37.50	17.50
TURNIP	KG	27.50	20.00	20.00	30.00	36.25	20.00
RADISH	KG	37.50	40.00	60.00	30.00	30.00	20.00
TOMATOES	KG	40.00	55.00	65.00	30.00	38.75	25.00
CABBAGE	KG	52.50	95.00	100.00	60.00	40.00	30.00
CAULIFLOWER	KG	72.50	105.00	110.00	30.00	30.00	30.00
BRINJAL	KG	52.50	80.00	80.00	40.00	38.75	25.00
PUMPKIN	KG	0.00	0.00	0.00	0.00	0.00	0.00
BOTTLEGOURD	KG	0.00	0.00	0.00	0.00	0.00	0.00
LADY FINGER	KG	0.00	0.00	0.00	0.00	0.00	0.00
PEAS	KG	57.50	105.00	120.00	80.00	105.00	55.00
SPINACH	KG	32.50	35.00	40.00	40.00	20.00	25.00
TINDA	KG	0.00	0.00	0.00	0.00	0.00	0.00
TURAI	KG	0.00	0.00	0.00	0.00	0.00	0.00
KARAILA	KG	0.00	0.00	0.00	0.00	0.00	0.00
ARVI	KG	0.00	0.00	0.00	0.00	0.00	0.00
CHILLIES GREEN	KG	117.50	220.00	220.00	200.00	30.00	80.00
CARROT	KG	37.50	70.00	80.00	40.00	30.00	22.50
COCUMBER (KHEERA)	KG	52.50	90.00	90.00	40.00	52.50	40.00
LEMON	250GM	92.50	100.00	110.00	50.00	50.00	30.00
SUGAR REFINED	KG.	55.00	72.00	72.00	60.00	53.00	55.00
GUR AV.QLTY	KG.	90.00	100.00	100.00	80.00	87.50	75.00
HONEY LANGANESE 500 GM.	BOTTLE	1050.00	680.00	690.00	800.00	800.00	800.00
MILO 200 GM.	BOTTLE	200.00	220.00	220.00	220.00	220.00	220.00
CUSTARD POWDER RAFHAN 300 GM.	PKT	80.00	85.00	85.00	80.00	80.00	80.00
TOFFEE (HILAL)	EACH	1.00	2.00	2.00	1.00	1.00	2.00
CHOWKELATE CANDY (SMALL SIZE)	EACH	5.00	10.00	10.00	5.00	5.00	5.00
SWEETMEAT (MIXED)	KG	450.00	350.00	350.00	280.00	300.00	350.00
ICE CREAM WALLS	CUP.	40.00	60.00	60.00	50.00	40.00	45.00
ICE	KG	15.00	10.00	15.00	10.00	10.00	10.00
JAM AHMED/MITCHELLES	BOTTLE	140.00	160.00	160.00	130.00	190.00	147.50
SQUASH-MITCHELLES	BOTTLE	165.00	165.00	175.00	165.00	170.00	150.00
ROOH AFZA	BOTTLE	190.00	190.00	190.00	190.00	180.00	200.00
JAM-E-SHIREEN	BOTTLE	200.00	190.00	190.00	190.00	180.00	200.00
SAUNF	50 GM	30.00	19.00	20.00	20.00	30.00	15.00
CINAMON LOOSE AV. QLTY	50 GM.	22.50	30.00	30.00	50.00	150.00	22.50
CUMINSEED WHITE NATIONAL	50 GM.	70.00	55.00	55.00	70.00	80.00	70.00
PEPPER BLACK NATIONAL	50 GM.	120.00	95.00	95.00	110.00	110.00	110.00
CLOVES LOOSE AV.QLTY	50 GM.	90.00	30.00	30.00	120.00	110.00	130.00
CARDAMOM LARGE LOOSE AV.QLTY	50 GM.	150.00	150.00	150.00	120.00	210.00	115.00
CARDAMOM SMALL AV.QLTY	50 GM.	185.00	75.00	75.00	100.00	190.00	105.00
SALT-POWDERED (LAHORI) LOOSE	KG.	10.00	15.00	15.00	10.00	10.00	10.00
SALT POWDERED (NATIONAL/SHAN)	PKT	30.00	30.00	30.00	25.00	25.00	30.00
CHILLIES POWD.NATIONAL 200GM	PKT	150.00	120.00	120.00	120.00	105.00	120.00
CHILLIES POWDER LOOS	KG.	340.00	450.00	450.00	400.00	290.00	310.00
CORRIANDER SEED POWD.NATIONAL	PKT	116.00	85.00	85.00	116.00	116.00	104.00
CORRIANDER SEED (LOOSE)	KG.	230.00	165.00	165.00	240.00	300.00	210.00
TURMERIC POWD.NATIONAL 50GM	PKT.	40.00	55.00	54.00	40.00	39.00	40.00
CURRY POWD. NATIONAL 200 GM	PKT.	87.00	90.00	90.00	87.00	104.00	87.00
TOMATO KETCHUP AHMED/MITCHL	BOTTLE	100.00	105.00	105.00	90.00	100.00	100.00
PICKLES AHMED/MITCHELLES	BOTTLE	120.00	120.00	120.00	130.00	120.00	110.00
VINEGAR SYNTHETIC (SIRKA)	BOTTLE	90.00	70.00	70.00	55.00	60.00	80.00
GARLIC	KG	150.00	235.00	255.00	210.00	182.50	110.00
GINGER	KG	200.00	200.00	200.00	280.00	200.00	280.00
TAPAL DANEDAR TEA 200GM PACKET	PKT	194.73	195.00	190.00	195.00	185.00	185.00
TEA LIPTON YELLOW LABEL 200GM.	PKT.	205.26	195.00	195.00	195.00	194.73	194.73
TEA LOOSE KENYA AV.QLTY 250GM.	PKT.	155.00	180.00	190.00	155.00	170.00	155.00
COFFEE-NESCAFE 75 GM. **	BOTTLE	380.00	300.00	300.00	280.00	270.00	270.00

Contd.

7.11 Intercity Consumer Prices December, 2018

Description	Unit	Quetta	Turbat	Gawadar	Loralai	Khuzdar	D.M. Jamali
COLD DRINK (STANDARD SIZ)	BOTTLE	25.00	30.00	30.00	27.50	25.00	25.00
FRUIT JUICE TETRA PACK	PKT.	30.00	30.00	30.00	30.00	20.00	20.00
MINERAL WATER NESTLE 1.5 LTR	BOTTLE	60.00	50.00	50.00	50.00	55.00	50.00
CIGARETTES K-2 10'S **	PKT	50.00	60.00	60.00	60.00	50.00	60.00
CIGARETTES CAPSTAN 10'S **	PKT	65.00	75.00	70.00	60.00	70.00	60.00
CIGARETTES GOLD LEAF 20'S	PKT	160.00	160.00	160.00	150.00	140.00	155.00
CIGARETTES MORVEN GOLD 20'S	PKT	65.00	70.00	70.00	60.00	50.00	60.00
BETEL LEAVES	50GM.	40.00	25.00	40.00	80.00	70.00	105.00
BETEL NUTS	KG.	1500.00	2000.00	2000.00	300.00	2000.00	2750.00
LONG CLOTH 57" GUL AHMED/AL-KARAM	METER	210.00	230.00	230.00	335.00	275.00	225.00
SHIRTING AV.QLTY.	METER	150.00	150.00	160.00	200.00	200.00	155.00
PANT CLOTH W & WEAR AV.QLTY	METER	400.00	450.00	300.00	370.00	200.00	200.00
LAWN PRINTED GUL AHMED/AL-KARAM	METER	200.00	195.00	200.00	290.00	245.00	225.00
GEORGETTE AV.QLTY	METER	105.00	90.00	90.00	170.00	150.00	70.00
LINEN AV.QLTY ***	METER	100.00	70.00	80.00	170.00	160.00	100.00
HEAVY WT SUITING LAWERNCPUR AVG QLTY	METER	1100.00	1100.00	1100.00	1000.00	1100.00	900.00
HEAVY WT SUITING LAWERNCPUR SUP QLTY	METER	1300.00	1300.00	1300.00	1500.00	1300.00	1300.00
TROPICAL SUITING LAW.PUR	METER	950.00	950.00	950.00	1000.00	950.00	950.00
PANT BOY 24"/26" LENGTH.	EACH	600.00	400.00	400.00	500.00	1100.00	425.00
SHIRT BOY 24"/26" LENGTH	EACH	400.00	350.00	350.00	300.00	950.00	425.00
SCHOOL UNI. PANT,SHIRT BOYS	SUIT	1300.00	1200.00	1200.00	675.00	1150.00	900.00
SCHOOL UNI. KAMEEZ,SHAL.BOYS	SUIT	1300.00	1150.00	1150.00	1000.00	1150.00	750.00
SCHOOL UNI. KAMEEZ,SHAL.GIRL	SUIT	1400.00	1200.00	1200.00	850.00	1150.00	750.00
FROCK W/WEAR GIRLS	EACH	700.00	400.00	400.00	750.00	1100.00	700.00
AWAMI-SUIT W & W(BOY) 24"/26	SUIT	700.00	1000.00	1000.00	750.00	687.50	750.00
AWAMI-SUIT W&W (GENTS)AV.QLTY	SUIT	700.00	900.00	900.00	950.00	875.00	1100.00
PULLOVER GENTS OXFORD/BON.	EACH	3250.00	2000.00	2000.00	2800.00	2000.00	2250.00
PULLOVER LADIES OXFORD/BON.	EACH	3350.00	2150.00	2175.00	3000.00	2750.00	2750.00
PULLOVER (GENTS) OTHERS A.QTY	EACH	800.00	650.00	700.00	1350.00	950.00	2000.00
SECOND-HAND COAT FOR MEN	EACH	300.00	350.00	365.00	275.00	250.00	325.00
SECONDHAND SWEETER FOR MEN DUP QLTY	EACH	350.00	410.00	370.00	350.00	220.00	200.00
SECONDHAND WINTER JACKET	EACH	325.00	450.00	350.00	170.00	300.00	275.00
UNDERWEAR AV.QLTY MEDIUM SIZE	EACH	90.00	120.00	120.00	130.00	200.00	65.00
VEST FOR MEN AV.QLTY.	EACH	100.00	140.00	140.00	130.00	200.00	130.00
VEST/SHAMEEZ (WOMEN) AVG. QLTY	EACH	120.00	195.00	200.00	115.00	250.00	100.00
SOCKS NYLON (PAKISTANI)	PAIR	90.00	120.00	125.00	75.00	80.00	70.00
BRASSIER AV.QLTY.	EACH	225.00	120.00	120.00	155.00	200.00	130.00
BRASSIER SUP QLTY	EACH	400.00	242.50	250.00	325.00	500.00	212.50
DOPATTA GEORGETTE AV.QLTY.	EACH	225.00	400.00	390.00	290.00	330.00	190.00
DOPATTA COTTON AV GLTY	EACH	350.00	245.00	250.00	240.00	350.00	140.00
CHADDAR (W/WEAR) (2x2.5 MTR)	EACH	400.00	380.00	400.00	490.00	400.00	525.00
LUNGI/DHOTI(COTTON) AVG. QLTY	EACH	250.00	300.00	320.00	450.00	360.00	275.00
HANDKERCHIEF AVG. QLTY PAK	EACH	30.00	50.00	50.00	45.00	70.00	45.00
HANDKERCHIEF SUP. QLTY PAK	EACH	50.00	65.00	70.00	95.00	90.00	65.00
GLOVES AV QLTY	PAIR	90.00	95.00	100.00	60.00	300.00	45.00
AZARBAND COTTON AVG. QLTY	EACH	17.50	20.00	20.00	15.00	20.00	47.50
SEWING THREAD/REEL(ASLI PARI)	EACH	6.50	8.00	7.00	7.00	7.00	6.50
WASHING CHARGES PAINT & SHIRT	SUIT	65.00	60.00	100.00	175.00	160.00	100.00
DRY CLEANING SUIT COAT PANT	SUIT	400.00	350.00	350.00	400.00	350.00	155.00
WASHING CH. (KAMIZ-SHALWAR)	PAIR	60.00	60.00	70.00	100.00	80.00	65.00
TAILORING SHIRT	EACH	400.00	350.00	350.00	350.00	300.00	375.00
TAILORING CHARGES PANT (MEN)	EACH	425.00	600.00	600.00	400.00	375.00	700.00
TAILORING COAT-PANT SUIT	SUIT	3250.00	3250.00	4000.00	3500.00	3250.00	4000.00
TAILORING AWAMI-SUIT (MALE)	SUIT	750.00	550.00	600.00	675.00	575.00	475.00
TAILORING SUIT FEMALE	SUIT	600.00	500.00	600.00	575.00	575.00	500.00
GENTS SHOES PAUL BATA	PAIR	1199.00	1199.00	1199.00	1199.00	1199.00	1199.00
GENTS SANDAL BATA	PAIR	699.00	699.00	699.00	699.00	699.00	699.00
GENTS SPOUNG CHAPPAL BATA	PAIR	199.00	199.00	199.00	199.00	199.00	199.00
LADIES SANDAL BATA	PAIR	599.00	599.00	599.00	599.00	599.00	599.00
LADIES SPOUNG CHAPPAL BATA	PAIR	199.00	199.00	199.00	199.00	199.00	199.00
CHILD SHOE POWER LITE BATA	PAIR	699.00	699.00	699.00	699.00	699.00	699.00
GENTS SHOE, ART 1109 SERVICE	PAIR	999.00	999.00	999.00	999.00	999.00	999.00

Contd.

7.11 Intercity Consumer Prices December, 2018

Description	Unit	Quetta	Turbat	Gawadar	Loralai	Khuzdar	D.M. Jamali
NYLON JOGGER 27 SIZE 2-5 ***	PAIR	1399.00	1399.00	1399.00	1399.00	1399.00	1399.00
CHINA FOOT WEAR AV. QLTY (MALE) *	PAIR	475.00	900.00	1350.00	1000.00	250.00	750.00
CHINA FOOT WEAR AV. QLTY (FEMALE) *	PAIR	300.00	600.00	600.00	350.00	250.00	550.00
CHINA FOOT WEAR AV. QLTY (CHILDREN) *	PAIR	285.00	550.00	600.00	300.00	250.00	400.00
SHOE REPAIR HALF SOLE	PAIR	90.00	120.00	150.00	95.00	90.00	110.00
SHOES POLISH CHARGES AVERAGE SHOP	PAIR	30.00	35.00	35.00	25.00	20.00	20.00
HOUSE RENT (combined)	MONTH	12839.00	7000.00	7476.00	5060.00	2197.00	3967.00
rent 2	pm	12839.00	7000.00	7476.00	5060.00	2197.00	3967.00
RENT3	PM	12839.00	7000.00	7476.00	5060.00	2197.00	3967.00
RENT4	PM	12839.00	7000.00	7476.00	5060.00	2197.00	3967.00
RENT5	PM	12839.00	7000.00	7476.00	5060.00	2197.00	3967.00
RENT6	PM	12839.00	7000.00	7476.00	5060.00	2197.00	3967.00
SYNTHETIC ENEMAL ROBIALAC BALTI 3.64 LTR.	EACH	2000.00	2200.00	2500.00	1800.00	1800.00	1800.00
SYNTHETIC ENEMAL ICI BALTI 3.64 LTR.	EACH	1875.00	2700.00	2700.00	2000.00	1800.00	1600.00
CEMENT (LOCAL) SPECIFY BRAND NAME	BAG	610.00	590.00	600.00	600.00	545.00	605.00
BRICKS (NEW) IST CLASS	P/1000	6250.00	0.00	0.00	9500.00	8500.00	6250.00
CEMENT BLOCKS (6"x8"x12")	P/100	0.00	2600.00	2600.00	2600.00	2100.00	0.00
BAJREE	100CFT	4250.00	3500.00	3500.00	2500.00	5000.00	2450.00
SAND (BLACK PIT SAND)	K100CFT	3250.00	3000.00	3000.00	3600.00	2000.00	2500.00
TIMBER SHESHAM LOG IST QUALITY	cubmt.	55582.00	0.00	0.00	0.00	0.00	0.00
IRON BAR (M.S. BAR) 1/2"	P/TON	99000.00	102000.00	102000.00	105000.00	99000.00	103500.00
CARPANTER WAGE RATE	P/DAY	1000.00	1100.00	1200.00	1350.00	1400.00	700.00
MASON (RAJ) WAGE RATE	P/DAY	1200.00	1700.00	1700.00	1450.00	1200.00	950.00
UNSKILLED LABOUR WAGE RATE	P/DAY	700.00	700.00	700.00	700.00	650.00	475.00
PLUMBER WAGE RSTE	P/DAY	900.00	1100.00	1200.00	1150.00	1400.00	950.00
ELECTICIAN WAGE RATE PER DAY **	P/DAY	850.00	1200.00	1200.00	950.00	0.00	600.00
ELECTICIAN WAGE RATE PER POINT **	P/PNT	160.00	120.00	130.00	135.00	135.00	145.00
WATER CHARGES PER HOUSE	P/MONTH	125.00	300.00	500.00	0.00	190.00	450.00
ELECT.CHARGES UPTO 50 UNITS	P/UNIT	2.00	2.00	2.00	2.00	2.00	2.00
ELECT.CHARGES 01 - 100 UNIT	P/UNIT	6.18	6.18	6.18	6.18	6.18	6.18
ELECT.CHARGES 101 - 300 UNIT	P/UNIT	9.54	9.54	9.54	9.54	9.54	9.54
ELECT.CHARGES 301 - 1000 UNIT	P/UNIT	16.39	16.39	16.39	16.39	16.39	16.39
ELECT.CHARGES ABOVE 1000 UNIT	P/UNIT	18.39	18.39	18.39	18.39	18.39	18.39
ELEC	PM	10.50	10.50	10.50	10.50	10.50	10.50
GAS CHRGR upto 3.3719 MMBUT	MMBTU	145.08	0.00	0.00	0.00	0.00	145.08
GAS CHRGR 3.3719 - 6.7438 MMBUT	MMBTU	308.88	0.00	0.00	0.00	0.00	308.88
GAS CHRGR 6.7438 - 10.1157 MMBUT	MMBTU	321.75	0.00	0.00	0.00	0.00	321.75
GAS CHRGR10.1157 - 13.4876 MMBUT	MMBTU	1310.40	0.00	0.00	0.00	0.00	1310.40
GAS	PM	1708.20	0.00	0.00	0.00	0.00	1708.20
GAS	PM	758.86	0.00	0.00	0.00	0.00	758.86
KEROSENE OIL	LTR	96.00	100.00	100.00	110.00	70.00	105.00
FIREWOOD WHOLE	40 KG.	650.00	360.00	425.00	700.00	612.50	475.00
CHAIR SHESHAM WOOD WITH ARMS **	EACH	1150.00	2400.00	2400.00	1800.00	1800.00	1900.00
CHAIR PLASTIC (CHAIRMAN) AVERAGE QUALITY	EACH	550.00	850.00	850.00	825.00	1400.00	825.00
TABLE SHESHAM WOOD (4X2X5") ***	EACH	5500.00	4500.00	4000.00	4500.00	5500.00	5625.00
SOFASET WOODEN WITH FOAM SEAT **	SET	30000.00	16000.00	15000.00	10000.00	12000.00	13000.00
COT IRON (WITH NIWAR)AV.QLTY.	EACH	2600.00	3400.00	3400.00	2000.00	2200.00	2800.00
ALMIRAH (STEEL) 6'X3' 20 GUAGE	EACH	9000.00	12500.00	12500.00	9500.00	11000.00	13000.00
DINNING TABLE 6 CHAIRS A.QLTY	SET	13000.00	34500.00	28000.00	0.00	11000.00	17500.00
SINGLE BED WITHOUT FOAM MED.	EACH	6500.00	3800.00	6000.00	5500.00	9000.00	5750.00
MATRESS SINGLE(4" THICK)	EACH	3750.00	3500.00	3500.00	4200.00	4200.00	5750.00
FARSHI DARI 12'X9' AV.QLTY	EACH	1400.00	650.00	700.00	1275.00	2000.00	3000.00
DARI COTTON (6'x2 1/2') AV.QL	EACH	700.00	500.00	470.00	650.00	2500.00	425.00
CARPET PLAIN AV. QLTY	SQFT.	61.50	120.00	110.00	47.50	42.50	45.00
QUILT (LIHAF) 3 KG. COTTON	EACH	1000.00	575.00	500.00	675.00	1100.00	675.00
BLANKET (90" x 54")	EACH	2750.00	2550.00	2700.00	3750.00	4150.00	6250.00
BEDSHEET SINGLE BED SUP.QLTY	EACH	1725.00	650.00	600.00	725.00	1400.00	550.00
BED SHEET DOUBLE WITH TWO PILLOW COVERS SUP QLTY	SET	2000.00	900.00	1500.00	950.00	1500.00	950.00
TOWEL(3'x2') AV. QALTY	EACH	300.00	300.00	300.00	390.00	450.00	325.00
CELING FAN 48" SUPER QLTY **	EACH	3500.00	3800.00	3800.00	3650.00	3400.00	4200.00
PEDESTAL FAN 22" SUPER QLTY	EACH	3600.00	4000.00	4000.00	4000.00	4000.00	4500.00

Contd.

7.11 Intercity Consumer Prices December, 2018

Description	Unit	Quetta	Turbat	Gawadar	Loralai	Khuzdar	D.M. Jamali
REFG. DAWLENCE 10 CFT. D.DOOR	EACH	35000.00	42500.00	42500.00	28000.00	33000.00	37000.00
D-FREEZER WAVES 8 CFT.	EACH	33450.00	37000.00	36500.00	23500.00	36000.00	34000.00
AIRCONDITIONER 1.5 TON PEL	EACH	45000.00	60000.00	60000.00	40000.00	51000.00	49500.00
SPLIT AIR CONDITIONER 1.5 TON (SPECIFY BRAND NAME)	EACH	47000.00	45500.00	46000.00	55000.00	39000.00	50000.00
AIRCOOLER SUPER ASIA	EACH	11500.00	9500.00	10000.00	10750.00	10500.00	10000.00
WASHING MACHINE SINGER	EACH	15200.00	14700.00	14700.00	13950.00	14700.00	14700.00
SEWING MACHINE(SINGER)	EACH	5210.00	5600.00	5400.00	7500.00	5210.00	7000.00
GIZER LARGE SIZE 30 GALLON CAPACITY SUP QLTY	EACH	12500.00	15500.00	15500.00	12000.00	21000.00	14750.00
GAS BURNER DOUBLE SPFY.BRAND	EACH	2000.00	1350.00	1350.00	2150.00	2500.00	1650.00
ELECT. IRON PHILIPS MDL.1120	EACH	1700.00	1750.00	1800.00	2050.00	1900.00	2100.00
ELECTRIC JUICER FOR APPLE	EACH	3800.00	3800.00	3800.00	3866.67	2900.00	4000.00
S.STEEL DEGHCHI MEDIUM SIZE ***	EACH	800.00	1100.00	1050.00	715.00	950.00	675.00
ALUMINIUM COOKING PAN (DEGCHI) MED SIZE	EACH	1000.00	800.00	900.00	565.00	950.00	550.00
NON STICK COOKING PAN (DEGCHI) SUP. QLTY	EACH	1500.00	1050.00	1350.00	440.00	600.00	750.00
FRYING PAN STEEL AVG. QLTY MED. SIZE	EACH	400.00	350.00	600.00	325.00	800.00	600.00
TAWA IORN (MEDIUM SIZE) AVG. QLTY	EACH	693.75	375.00	350.00	310.00	400.00	300.00
S.STEEL PLATE A.QLTY.(M.SIZE)	EACH	85.00	95.00	100.00	55.00	130.00	65.00
TABLE SPOON S.STEEL SUP.QLTY.	DOZEN	325.00	310.00	400.00	410.00	500.00	420.00
WATER SET JUG+6 GLASSES (OMROC)	SET	700.00	700.00	845.00	950.00	900.00	525.00
TEA SET PAK. CHINAWARE 21 PCS.	SET	1500.00	1500.00	1500.00	2625.00	1500.00	2250.00
DINNER SET PLASTIC 72 PIECES SUPERIOR QLTY	SET	4750.00	4000.00	3750.00	5700.00	5466.67	4450.00
HOTPOT SET PLASTIC 3 PCS.	SET	1400.00	700.00	1200.00	1283.33	1600.00	1900.00
BUCKET(BALTI) PLASTIC MED.SIZ	EACH	325.00	450.00	450.00	375.00	400.00	275.00
LOTA PLASTIC (MED SIZE) AVERAGE QUALITY	EACH	40.00	60.00	60.00	50.00	90.00	60.00
PRESURE COOKER 4 LTR.	EACH	1500.00	1475.00	1500.00	1333.33	1800.00	1225.00
WATER COOLER 9/10 LTR.PLASTIC ***	EACH	700.00	750.00	750.00	700.00	600.00	950.00
THERMOS STARVAC 1 LTR	EACH	600.00	875.00	800.00	675.00	700.00	350.00
BULB PHILIPS 100-WATTS	EACH	30.00	40.00	40.00	35.00	35.00	30.00
TUBE LIGHT PHILIPS 40 WATTS	EACH	100.00	140.00	140.00	140.00	130.00	95.00
ELECTRIC BLUBS "0" WATTE LOCAL	EACH	20.00	25.00	25.00	30.00	25.00	30.00
ELECTRIC BLUB ENERGY SAVER 14 WATTS	EACH	180.00	190.00	180.00	180.00	180.00	180.00
WASHING SOAP 250 GMS SPECIFY BRAND NAME	EACH	30.00	30.00	30.00	40.00	40.00	35.00
SURF EXCEL 400 GMS POLY BAG	EACH	145.00	115.00	120.00	130.00	140.00	130.00
WASHING POWDER 1000 GRM	EACH	180.00	192.50	195.00	180.00	180.00	185.00
WASHING POWDER (WHEEL/ BONUS) 100 GRAMS	EACH	110.00	98.00	98.00	90.00	90.00	100.00
CLEANSER POWDER VIM 1000 GM	PKT.	75.00	80.00	80.00	90.00	140.00	75.00
FINIS 500 ML	BOTTLE	187.50	190.00	190.00	193.75	190.00	200.00
PHNYLE TYPHONE/FINIS/CARRANITE 3 LITRES	BOTTLE	150.00	150.00	140.00	150.00	190.00	150.00
HARPIC	BOTTLE	180.00	180.00	175.00	160.00	160.00	160.00
BOOT POLISH CHERRY/KIWI 50ML	EACH	115.00	110.00	115.00	100.00	105.00	115.00
ROBIN BLUE (35 GRAMS)	PKT.	60.00	55.00	50.00	55.00	50.00	25.00
TISSU PAPER PERFUMED 100 PCS.	PKT	120.00	100.00	100.00	130.00	120.00	130.00
TOILET PAPER ROLL (R.PETEL)	P/ROLL	50.00	40.00	40.00	50.00	40.00	50.00
BOOT POLISH LIQUID CHEERY BLOSSOM KIWI 75 ML	BOTTLE	160.00	140.00	135.00	135.00	130.00	150.00
MATCH BOX SMALL	EACH	2.00	2.00	2.00	2.00	3.00	2.50
DRY CELL 1.5 VOLT(LOCAL)	EACH	20.00	15.00	15.00	25.00	30.00	24.50
HAND STITCHING NEEDLE M.SIZE	PACKET	6.00	8.00	8.00	6.00	12.00	5.00
SEWING MACHINE NEEDLE (SINGER)	EACH	8.00	2.00	2.00	5.00	8.00	5.00
HOUSEHOLD SERVANT FEMALE P/T	P/MNTH	2500.00	5000.00	5000.00	1500.00	3500.00	1300.00
MARRIAGE HALL WITH FURNITURE	P/HEAD	90.00	50.00	50.00	50.00	50.00	50.00
SEPTRAN TABLETS	10TAB.	20.00	20.00	20.00	20.00	20.00	20.00
BRUFEN TABS 200-MG.	10TAB.	10.00	15.00	15.00	10.00	15.00	10.00
PANADOL TAB. EXTRA/PLAIN	10TAB.	13.00	15.00	15.00	12.00	15.00	12.50
DISPRIN TAB.	10TAB.	14.00	15.00	15.00	13.00	13.00	13.50
TRISIL TAB.	10 TAB	10.00	15.00	15.00	10.00	17.00	11.00
FLAGYL TAB. 200 MG.	10TAB.	16.00	20.00	20.00	10.00	20.00	10.00
VENTOLIN TAB. 2MG.	10TAB.	10.00	10.00	10.00	10.00	10.00	10.00
DAONIL TAB. 5 MG.	10TAB.	17.00	20.00	20.00	17.00	17.00	17.00
ENTOX TAB.	10TAB.	15.00	15.00	15.00	15.00	15.00	15.00
RENITEC TAB. 5 MG.	10TAB.	59.00	65.00	65.00	58.00	59.00	60.57
CAC. 1000 TAB	BOTTLE	133.00	130.00	130.00	128.00	125.00	133.08

Contd.

7.11 Intercity Consumer Prices December, 2018

Description	Unit	Quetta	Turbat	Gawadar	Loralai	Khuzdar	D.M. Jamali
AMOXIL CAPSOLE 250 MG.S	10CAP.	36.00	45.00	45.00	36.00	36.00	35.70
CALCIUM SYRUP SANDOZ	BOTTLE	65.00	65.00	65.00	65.00	64.00	64.00
LEDERPLEX SYRUP	BOTTLE	53.00	53.00	50.00	52.74	53.00	52.74
SANCOS SYRUP (50 ML.)	BOTTLE	55.00	56.00	56.00	55.00	55.00	56.57
PHENERGAN SYRUP 120 ML.	BOTTLE	35.00	35.00	35.00	33.00	33.00	36.74
CALPOL SYRUP 60 ML.	BOTTLE	49.28	50.00	30.00	47.00	46.00	49.38
HYDRYLLIN SYRUP 120 ML.	BOTTLE	69.00	70.00	70.00	69.00	69.00	69.00
POLYFAX EYE OINTMENT	TUBE	23.00	28.00	28.00	21.00	21.00	22.50
BETNESOL EYE DROPS	BOTTLE	35.00	34.45	34.00	34.00	34.00	34.60
EAR DROPS (CARDISPORINE) ***	BOTTLE	23.00	21.00	21.00	25.00	21.00	22.04
BETNOVATE-N OINTMENT 5 GMS	TUBE	57.00	36.00	36.00	35.00	55.00	57.29
BURNOL CREAM 30 GRM	TUBE	55.42	55.42	55.42	55.42	55.42	55.42
VICKS VAPORUB/BALM	BOTTLE	36.00	40.00	40.00	36.00	36.00	36.00
GLYCRINE SMALL BOTTLE	BOTTLE	45.00	30.00	30.00	40.00	30.00	15.00
JOUHAR JOSHANDA	PKT.	10.00	10.00	10.00	10.00	10.00	10.00
GALXOS-D (450 GRMS)	PKT.	157.50	150.00	150.00	150.00	147.00	157.50
GRIPE-WATER WOODWARDS	BOTTLE	60.00	60.00	60.00	60.00	60.00	60.00
SANIPLAST ONE PUTTY	EACH	2.00	3.00	3.00	2.00	2.00	1.58
O.R.S. (NIMCOL)	PKT.	17.00	20.00	20.00	15.00	17.00	18.00
DETTOL (MEDIUM)	BOTTLE	100.00	85.00	85.00	100.00	85.00	150.00
COTTON BANDAGE 2" - 4"	EACH	10.00	20.00	20.00	13.00	30.00	10.00
THERMOMETER CHINA	EACH	50.00	50.00	50.00	35.00	50.00	40.00
DOCTOR (MBBS) CLINIC FEE	P/PAT.	200.00	500.00	500.00	200.00	300.00	150.00
URINE TEST (DR) CHARGES	P/TEST	130.00	300.00	300.00	100.00	100.00	85.00
BLOOD TEST (CP) CHARGES	P/TEST	200.00	350.00	350.00	200.00	200.00	225.00
SUGAR TEST (RANDOM/FASTING BOTH) CHARGES	P/TEST	250.00	300.00	300.00	150.00	150.00	200.00
ECG CHARGES	P/TEST	300.00	450.00	400.00	200.00	300.00	200.00
X-RAY (CHEST) CHARGES	P/X-RAY	300.00	700.00	700.00	250.00	325.00	350.00
CAR SUZUKI 800 CC (W/O. A/C)	EACH	817750.00	0.00	0.00	0.00	0.00	817750.00
CAR SUZUKI 1000 CC	EACH	1400000.00	0.00	0.00	0.00	0.00	0.00
CAR TOYOTA 1300 CC	EACH	1979000.00	0.00	0.00	0.00	0.00	0.00
CAR HONDA CIVIC	EACH	2861500.00	0.00	0.00	0.00	0.00	0.00
MOTORCYCLE HONDA CD-70.	EACH	69500.00	68000.00	68000.00	66000.00	0.00	65500.00
MOTORCYCLE YAMAHA 100CC.	EACH	77000.00	79000.00	80000.00	81000.00	0.00	0.00
MOTOR CYCLE HERO 70 CC	EACH	44000.00	50000.00	0.00	50000.00	0.00	0.00
BICYCLE WITH TYRES & TUBES	EACH	8000.00	8250.00	8000.00	7500.00	0.00	7500.00
TYRE CAR WITH TUBE GENERAL	EACH	3250.00	4000.00	4000.00	3350.00	3500.00	3300.00
TYRE MOTOR CYCLE WITHOUT TUBE	EACH	1150.00	1450.00	1450.00	1250.00	1150.00	1250.00
TYRE CYCLE SPECIFY BRAND NAME	EACH	450.00	400.00	400.00	380.00	400.00	475.00
TYRE CAR W/O TUBE	EACH	2950.00	3400.00	3400.00	3000.00	5000.00	2800.00
PETROL SUPER	LITRE	95.83	95.83	95.83	95.83	95.83	95.83
HIGH SPEED DIESEL HSD	LITRE	110.94	110.94	110.94	110.94	110.94	110.94
CNG	K.G.	109.00	110.00	110.00	0.00	0.00	118.00
GAS CYLINDER STAND. SIZE	EACH	1525.00	1210.00	1210.00	1650.00	1500.00	1700.00
MOTOR CYCLE SERVICE CHARGES	EACH	375.00	200.00	250.00	200.00	400.00	200.00
CAR SERVICE CHARGES	EACH	500.00	450.00	500.00	375.00	500.00	300.00
TYRE PUNCTURE CHARGES	EACH	55.00	100.00	110.00	50.00	92.50	65.00
CYCLE OVERHAULING CHARGES	EACH	190.00	150.00	275.00	250.00	300.00	100.00
CAR TAX FOR 800CC TO 1300CC	YEARLY	400.00	400.00	400.00	400.00	400.00	400.00
TRAIN FARE ECO. 1-100 KM.	P/KM.	1.88	1.88	1.88	0.00	0.00	1.88
TRAIN FARE ECO. 101-500 KM.	P/KM.	1.14	0.00	1.14	0.00	0.00	1.14
TRAIN FARE ECO. > 500 KM.	P/KM.	0.91	0.91	0.91	0.00	0.00	0.91
TRAIN FARE IST SLP. 1-100KM	P/KM.	3.30	3.30	3.30	0.00	0.00	3.30
TRAIN FARE IST SLP. 101-500 KM	P/KM.	2.72	2.72	2.72	0.00	0.00	2.72
TRAIN FARE IST SLP. > 500 KM	P/KM.	1.72	1.72	1.72	0.00	0.00	1.72
TRAIN FARE A/C SLP. 1-100KM.	P/KM.	5.80	5.80	5.80	0.00	0.00	5.80
TRAIN FARE A/C SLP. 101-500KM	P/KM.	5.23	5.23	5.23	0.00	0.00	5.23
TRAIN FARE A/C SLP > 500KM.	P/KM.	3.90	3.90	3.90	0.00	0.00	3.90
PLATFORM TICKET	EACH	10.00	5.00	10.00	0.00	0.00	10.00
AUTO RICKSHAW FARES	KM/MIN	60.00	50.00	50.00	90.00	65.00	70.00
FULL TONGA CHARGES	KM/MIN	80.00	0.00	0.00	50.00	0.00	0.00
TAXI 4 SEATER FARE	KM/MIN	60.00	60.00	60.00	60.00	60.00	60.00

Contd.

7.11 Intercity Consumer Prices December, 2018

Description	Unit	Quetta	Turbat	Gawadar	Loralai	Khuzdar	D.M. Jamali
BUS FARE MIN (WITHIN CITY)	TICKET	20.00	0.00	0.00	0.00	0.00	0.00
BUS FARE MAX (WITHIN CIT	TICKET	20.00	0.00	0.00	0.00	0.00	0.00
BUS FARE OUTSIDE CITY	P/KM.	2.00	2.00	2.00	1.00	1.30	1.60
A/C BUS FARE OUTSIDE CITY	P/KM.	2.50	2.50	2.50	2.00	1.30	2.50
MINIBUS FARE MIN.WITH IN CITY	TICKET	20.00	0.00	35.00	0.00	0.00	0.00
MINIBUS FARE MAX.WITH IN CITY	TICKET	20.00	0.00	0.00	0.00	0.00	0.00
SUZUKI FARE MIN.WITH IN CITY	TICKET	0.00	10.00	30.00	0.00	15.00	0.00
SUZUKI FARE MAXIMUM W.IN CITY	TICKET	0.00	50.00	50.00	0.00	20.00	0.00
AIR FARE ECONOMY CLASS.	P/KM.	14.98	14.98	14.98	0.00	14.98	0.00
POSTAL ENVELOPE DOMESTIC	EACH	8.00	8.00	8.00	8.00	10.00	8.00
ENVELOPE FOR SAUDI ARABIA	EACH	50.00	50.00	50.00	50.00	50.00	50.00
POSTAL REGISTRATION CHARGES	EACH	35.00	38.00	38.00	38.00	38.00	38.00
U.M.S. REG CHARGES MIN.	EACH	59.00	60.00	60.00	59.00	59.00	60.00
T.C.S. CH. MIN.WITH IN ZONE	EACH	200.00	200.00	200.00	200.00	200.00	200.00
TELEPHONE CHARGES LOCAL CALL	P/CALL	4.65	4.65	4.65	4.65	4.65	4.65
TEL CHARGES OUT SIDE CITY	P/CALL	4.65	4.65	4.65	4.65	4.65	4.65
INTERNET CHARGES	P/HOUR	25.00	30.00	30.00	50.00	50.00	30.00
MOBILE CELL CHARGES	P/UNIT	3.00	3.00	3.00	3.20	4.00	3.00
FAX CHARGES (LOCAL)	P/PAGE	15.00	30.00	30.00	20.00	20.00	15.00
TELEPHONE SET AV. QLTY	EACH	600.00	1000.00	1100.00	1450.00	2500.00	850.00
MOBILE SET NOKIA/SONY/ERICSON/SAMSUNG WITHOUT CAMERA	EACH	3000.00	2300.00	2100.00	2775.00	2500.00	3750.00
T.V. 20" COLORED WEGA H-A21.	EACH	18000.00	12000.00	12000.00	18000.00	17500.00	20000.00
T.V 20" COLOR CHINA/KORIA)	EACH	13000.00	7000.00	8000.00	12000.00	8500.00	16500.00
V.C.P. PANASONIC/LG/NAT	EACH	6900.00	4500.00	0.00	6000.00	0.00	6500.00
DVD/VCD PLAYER PANASONIC/LG	EACH	5200.00	3500.00	0.00	4800.00	4800.00	4750.00
RADIO WITH C.PLAYER NATIONAL	EACH	2000.00	1750.00	2375.00	2000.00	1900.00	2000.00
PERSONNEL COMPUTER (BRANDED)	EACH	42000.00	28000.00	28000.00	32333.33	32333.33	28000.00
VID. CASSETTE BLK. TDK/SONY	EACH	155.00	150.00	150.00	150.00	0.00	0.00
COM. C.D. (TDK/IMATION)	EACH	72.50	50.00	50.00	50.00	50.00	60.00
TAPE RECORDER CASSETTE BLANK	EACH	40.00	50.00	45.00	35.00	45.00	30.00
VIDEO GAME SEGA 16 BYTE	EACH	1200.00	1100.00	1100.00	1250.00	1250.00	0.00
CINEMA A/C. HIGH CLASS	TICKET	0.00	0.00	0.00	0.00	0.00	0.00
CINEMA NON-A/C HIGH CLASS	TICKET	150.00	0.00	0.00	20.00	0.00	0.00
CABLE CHARGES	P/MONTH	400.00	350.00	350.00	300.00	300.00	300.00
TV.LICENCE FEE DOMESTIC	YEARLY	420.00	420.00	420.00	420.00	420.00	420.00
ENGLISH BOOK CLASS V1	EACH	59.00	59.00	59.00	59.00	59.00	59.00
ENGLISH BOOK CLASS IX OR X	EACH	112.00	112.00	112.00	112.00	112.00	112.00
ENG. BOOK IST.YR COMPLETE SET	EACH	98.00	98.00	98.00	98.00	98.00	98.00
ENGLISH BOOK BA/B.SC	EACH	145.00	145.00	145.00	145.00	145.00	145.00
URDU BOOK CLASS V (T.B.BORD)	EACH	75.00	75.00	75.00	75.00	75.00	75.00
URDU BOOK CLASS IX/X(T.B.B)	EACH	131.00	131.00	131.00	131.00	131.00	131.00
URDU BOOK IST.YEAR/INTER	EACH	112.00	112.00	112.00	112.00	112.00	112.00
URDU BOOK BA/B.SC	EACH	175.00	175.00	175.00	175.00	175.00	175.00
MATHS BOOK CALSS V (T.B.B)	EACH	90.00	90.00	90.00	90.00	90.00	90.00
MATHS BOOK CLASS IX OR X	EACH	136.00	136.00	136.00	136.00	136.00	136.00
MATHS BOOK IST.YEAR (T.B.B)	EACH	138.00	138.00	138.00	138.00	138.00	138.00
PAKISTAN STUDIES BOOK BA/B.SC	EACH	375.00	375.00	375.00	375.00	375.00	375.00
DAILY "DAWN"	P/COPY	22.00	22.00	22.00	22.00	22.00	22.00
DAILY "JANG"	P/COPY	20.00	20.00	20.00	20.00	20.00	20.00
DAILY "NAWA-E-WAQT"	P/COPY	20.00	20.00	20.00	20.00	20.00	20.00
WEEKLY "AKHBAR-E-JAHAN"	P/COPY	60.00	60.00	60.00	60.00	60.00	60.00
WEEKLY "MAG"	P/COPY	50.00	50.00	50.00	50.00	50.00	50.00
MONTHLY "NAUNEHAL DIGEST"	P/COPY	35.00	40.00	40.00	35.00	35.00	40.00
PAPER FOOLSCAPE (27"x17")	QUIRE	27.50	30.00	27.75	35.00	50.00	42.50
EXERCISE.BOOK LINED 80/100 PGS	EACH	37.50	60.00	40.00	60.00	60.00	50.00
PENCILGOLDFISH/DEER	EACH	10.00	7.00	7.75	7.00	10.00	8.00
PEN INK DOLLOR 57 ML BOTTLE	EACH	25.00	20.00	20.00	20.00	20.00	30.00
PHOTOSTATE PAPER 70 GM	PRT	490.00	570.00	570.00	470.00	430.00	470.00
BALL PEN (local)	EACH	10.00	10.00	10.00	10.00	10.00	8.50
FOUNTAIN PEN HERO/WINGS/CHINA	EACH	60.00	50.00	50.00	50.00	50.00	37.50

Contd.

7.11 Intercity Consumer Prices December, 2018

Description	Unit	Quetta	Turbat	Gawadar	Loralai	Khuzdar	D.M. Jamali
PRIVATE SCHOOL FEE ENGLISH MEDIUM AVERAGE STANDARD (CLASS I)	P/MONTH	750.00	1075.00	1075.00	800.00	600.00	675.00
PRIVATE SCHOOL FEE ENGLISH MEDIUM AVERAGE STANDARD (CLASS VI)	P/MONTH	1300.00	1200.00	1500.00	1000.00	750.00	800.00
PRIVATE SCHOOL FEE ENGLISH MEDIUM AVERAGE STANDARD (CLASS VI)	P/MONTH	1400.00	1450.00	1800.00	1250.00	1250.00	950.00
PRIVATE SCHOOL FEE ENGLISH MEDIUM AVERAGE STANDARD (CLASS X)	P/MONTH	2000.00	1900.00	2000.00	1500.00	1250.00	1200.00
PRIVATE MEDICAL COLLEGE FEE MBBS (1ST YEAR)	P/MONTH	29166.66	0.00	0.00	0.00	29166.66	0.00
PRIVATE ENGINEERING COLLEGE FEE (1ST YEAR)	P/MONTH	3380.00	0.00	0.00	0.00	3380.00	0.00
GOVT. COLLEGE FEE 1ST. YEAR	MONTH	60.00	60.00	60.00	60.00	60.00	60.00
GOVT. COLLEGE FEE 4TH. YEAR	MONTH	80.00	80.00	80.00	80.00	80.00	80.00
GOVT. UNIVERSITY FEE MSC.	MONTH	350.00	3016.00	350.00	933.33	350.00	350.00
GOVT. MED. COLLEGE FEE MBBS	MONTH	950.00	0.00	0.00	0.00	1500.00	0.00
GOVT. ENGG. COLL. FEE 1 YEAR	MONTH	850.00	0.00	3850.00	0.00	1210.00	850.00
COACHING FEE FOR CLASS IX/X	P/MONTH	1000.00	1500.00	1500.00	500.00	800.00	1200.00
COACHING CHARGES FOR CLASS 1ST YEAR/INTER (SCIENCE)	P/MONTH	1200.00	0.00	2000.00	0.00	0.00	1500.00
COACHING CHARGES FOR CLASS 1ST YEAR/INTER (COMMERCE)	P/MONTH	1200.00	0.00	2500.00	0.00	0.00	1500.00
I.T. TUITION FEES	P/MONTH	1500.00	0.00	920.00	750.00	3216.67	0.00
MBA TUITION FEES	P/MONTH	4500.00	0.00	0.00	833.33	3038.33	0.00
BREAD TANDOORI ST. SIZE	EACH	10.00	10.00	10.00	10.00	20.00	10.00
COOKED MUTTON (AV. HOTEL)	PLATE	160.00	170.00	225.00	400.00	290.00	185.00
COOKED BEEF (AV. HOTEL)	PLATE	90.00	120.00	200.00	150.00	180.00	130.00
COOKED DAL (AV. HOTEL)	PLATE	65.00	100.00	135.00	100.00	90.00	80.00
CHICKEN BIRYANI FULL/DOUBLE	PLATE	175.00	150.00	200.00	150.00	140.00	150.00
TEA PREPARED (ORDINARY)	CUP	21.00	20.00	20.00	25.00	20.00	20.00
HAIRCUT CHARGES FOR MEN	P/CUT	100.00	100.00	125.00	80.00	80.00	75.00
BEAUTY PARLOR HAIR STYL CHARGE	P/STY.	350.00	350.00	400.00	250.00	250.00	225.00
SHAVING CHARGES	PER SHV	60.00	50.00	50.00	60.00	60.00	45.00
LIPSTICK S.MISS/MEDORA	EACH	120.00	110.00	110.00	110.00	100.00	105.00
NAIL POLISH S.MISS/MEDORA	EACH	115.00	100.00	100.00	110.00	100.00	80.00
PERFUME MED.SIZE MEDORA/BROACH	EACH	220.00	220.00	220.00	220.00	220.00	220.00
HAIR-OIL AMLA/CHAMBELI	BOTTLE	115.00	110.00	120.00	130.00	130.00	120.00
TOILET SOAP LUX 95 GRAMS	EACH	45.00	35.00	40.00	50.00	40.00	45.00
TOILET SOAP LIFEBOUY 140 GRM	EACH	50.00	50.00	50.00	50.00	50.00	50.00
TOILET SOAP SAFEGUARD BATH SIZE	EACH	53.00	50.00	50.00	58.00	50.00	50.00
TOOTH PASTE MACKLINES 70 GRM	EACH	50.00	50.00	50.00	50.00	50.00	50.00
TOOTH PASTE MED SIZE COLGATE 70 GMS	EACH	75.00	75.00	75.00	85.00	80.00	75.00
TOOTHBRUSH SHEILD A/PLAQUE	EACH	50.00	50.00	50.00	60.00	50.00	47.50
TOOTHPOWDER DENTONIC 90 GRM	EACH	40.00	35.00	35.00	30.00	30.00	30.00
HAIR-COLOUR BEGIN (6 GMS)	EACH	130.00	90.00	90.00	110.00	110.00	120.00
HAIR COLOUR (KALAKOLA)	BOTTLE	130.00	120.00	120.00	120.00	130.00	150.00
FACE CREAM POND'S (MEDIUM)	EACH	130.00	125.00	130.00	120.00	140.00	130.00
TALC POWDER VICE ROYAL, B.CAT	EACH	165.00	130.00	110.00	140.00	170.00	150.00
BLADE TREET ORDINARY 10'S	PKT.	50.00	30.00	30.00	50.00	50.00	30.00
BLADE 7-O-CLOCK STAIN. 5'S	PKT.	45.00	35.00	35.00	50.00	60.00	30.00
SHAMPOO SUNSILK/PANTIN 100 ML	BOTTLE	110.00	110.00	110.00	110.00	115.00	100.00
BEAUTY CREAM (FAIR & LOVELY)	EACH	230.00	100.00	180.00	75.00	150.00	230.00
HAIR REMOVING CREAM (EU-CREAM)	TUBE	75.00	85.00	85.00	80.00	80.00	65.00
GEL MEDIUM SIZE	BOTTLE	80.00	60.00	80.00	120.00	150.00	160.00
DISPOSABLE RAZOR GILLET-II	EACH	50.00	50.00	50.00	45.00	50.00	50.00
SHAVING CREAM TOUCH-ME/ADM.	EACH	80.00	60.00	60.00	60.00	70.00	80.00
GOLD TEZABI 24 CT	10 GM.	56413.00	58000.00	58000.00	50600.00	52300.00	53500.00
SILVER TEZABI 24 CT	10 GM.	755.00	1200.00	1200.00	800.00	685.00	760.00
ARTIFICIAL JEWELLARY SET	SET	900.00	1150.00	1100.00	450.00	400.00	500.00
WRIST WATCH GENTS CITIZEN (ORIGINAL) ***	EACH	2550.00	2550.00	2500.00	2550.00	0.00	2500.00
WRIST WATCH LADIES CITIZEN (ORIGINAL) ***	EACH	2550.00	2500.00	2600.00	2500.00	2500.00	2500.00
WALL CLOCK QUARTZ AV.QLTY	EACH	475.00	450.00	450.00	650.00	500.00	600.00
SUITCASE REXIN (24"x16"x6")	EACH	1500.00	1200.00	1200.00	1433.33	2400.00	1000.00
TRUNK MEDIUM SIZE ***	EACH	1100.00	650.00	3000.00	766.67	2500.00	1200.00
PURSE LADIES (LEATHER) AVERAGE QUALITY	EACH	1000.00	500.00	425.00	466.67	575.00	575.00

7.11 Intercity Consumer Price December, 2018

Description			Unit	Average	% Change
FOOD & NON-ALCOHOLIC BEVERAGES					
WHEAT	10 KG.	351.99	-0.68		
WHEAT FLOUR FINE/SUPERIOR.	KG.	44.42	-0.32		
WHEAT FLOUR AVG. QLTY	KG.	39.69	-0.35		
WHEAT FLOUR BAG	10 KG.	392.67	-0.51		
MAIDA	KG.	52.63	-0.38		
SUJI	KG.	54.94	-0.76		
BESAN AV. QLTY.	KG.	127.30	-1.51		
RICE BASMATI SUP. QLTY.	KG.	147.85	-1.06		
RICE BASMATI 385/386	KG.	93.70	-0.57		
RICE BASMATI BROKEN AV.QLTY	KG.	76.90	-0.86		
RICE IRRI-6 (SINDH/PUNJAB)	KG.	54.25	-0.46		
VERMICELLI	KG.	86.96	-0.86		
BREAD PLAIN MEDIUM SIZE	EACH	43.82	-0.57		
RUSK (PAPAY)	KG.	205.05	-0.43		
BISCUITS-PACKED	PKT	38.81	0.00		
BISCUIT-BAKERY (LOOSE)	250 GM	85.07	-0.21		
CORNFLAKS FAUJI 225 GM.	PKT	198.16	-0.34		
SAMOSA (VEGATABLE)	EACH	13.88	-0.22		
PASTRY AV.QLTY.	EACH	29.43	-0.54		
PATTIES (VEGATABLES)	EACH	23.83	-0.08		
NIMCO	250 GM	71.99	-0.35		
CHIPS	250 GM	75.70	-0.09		
BEEF WITH BONE AV.QLTY.	KG	376.35	-1.15		
MUTTON AV.QLTY.	KG	776.75	-0.57		
CHICKEN FARM BROILER (LIVE)	KG	176.10	7.29		
FISH-RAHU MEDIUM SIZE	KG	302.75	-0.81		
MILK FRESH (UNBOILED)	LTR.	86.24	-0.15		
CURD	KG.	100.54	-0.06		
MILK TETRA PACK 1/2 LTR.	PKT.	64.83	-0.39		
LACTOGEN 400 GRAMS	PKT.	489.19	-0.78		
POWDER MILK NIDO 400GM.	PKT	402.66	-1.07		
MILK POWDER LOOSE/PACKED	KG.	505.01	-0.16		
BUTTER LOCAL PACKED	50 GM.	34.33	0.00		
EGGS FARM	DOZ	119.22	1.33		
MUSTARD OIL AV.QLTY.	KG.	193.39	0.00		
COOKING OIL (DALDA)	2.5LTR	497.78	-2.23		
COOKING OIL (PAKWAN) OTHER BRAND SPECIFY	2.5 LTR	442.91	-1.47		
VEGETABLE GHEE TIN	2.5KG.	482.98	-1.22		
VEGETABLE GHEE (LOOSE)	KG.	162.39	-1.49		
DATES AV.QLTY.	KG.	182.92	-0.22		
PISTACHIO AV.QLTY.	50 GM.	126.32	-5.42		
ALMONDS WHOLE AV.QLTY.	KG.	755.90	-3.38		
COCONUT DRY AV.QLTY.	KG.	414.12	2.18		
RAISINS AV.QLTY.	50 GM.	26.23	-0.08		
GROUNDNUTS (WITH SHELL)	KG.	228.67	-1.29		
MALTA/MOSAMBI	DOZ	122.38	1.50		
KINNU	DOZ	102.43	-100.00		
APPLE	KG	120.75	-4.25		
ALOO BUKHARA	KG	0.00			
POMEGRANATE (ANNAR)	KG	180.77	-8.78		
GRAPES	KG	0.00			
BANANAS	DOZ	62.26	-3.60		
MANGO KALMI	KG	0.00			
GUAVA	KG	75.32	13.71		
WATERMELON (TURBOOZ)	KG	0.00			
MUSKMELON (KHARBOOZA)	KG	0.00			

Contd.

7.11 Intercity Consumer Price December, 2018

Description	Unit	Value in Rupees	
		Average	% Change
SWEETMELON (GARMA)	KG	0.00	
PULSE MASOOR (WHOLE)	KG.	107.37	-1.45
PULSE MASOOR (WASHED)	KG.	115.30	-2.58
PULSE MOONG (WASHED)	KG.	121.63	-3.90
PULSE MASH (WASHED)	KG.	152.39	-2.49
PULSE GRAM	KG.	124.05	-2.88
GRAM WHOLE BLACK AV.QLTY.	KG.	119.68	-1.45
GRAM WHOLE YELLOW AV.QLTY	KG.	164.83	0.10
BEANS (LAL LOBIA)	KG.	153.92	-2.64
POTATOES	KG	26.85	25.36
ONION	KG	28.19	15.25
TURNIP	KG	25.72	35.77
RADISH	KG	23.82	14.95
TOMATOES	KG	32.23	26.81
CABBAGE	KG	38.27	-100.00
CAULIFLOWER	KG	35.43	19.08
BRINJAL	KG	35.10	4.36
PUMPKIN	KG	47.37	-2.20
BOTTLEGOURD	KG	40.31	4.76
LADY FINGER	KG	102.08	-27.12
PEAS	KG	51.16	144.35
SPINACH	KG	23.53	12.92
TINDA	KG	0.00	
TURAI	KG	0.00	
KARAILA	KG	0.00	
ARVI	KG	0.00	
CHILLIES GREEN	KG	75.33	7.21
CARROT	KG	33.64	61.03
COCUMBER (KHEERA)	KG	40.47	7.71
LEMON	250GM	37.29	11.40
SUGAR REFINED	KG.	56.07	-1.12
GUR AV.QLTY	KG.	81.96	0.50
HONEY LANGANESE 500 GM.	BOTTLE	983.40	-5.31
MILO 200 GM.	BOTTLE	245.14	-2.17
CUSTARD POWDER RAFHAN 300 GM.	PKT	82.13	-1.38
TOFFEE (HILAL)	EACH	1.45	0.00
CHOWKELATE CANDY (SMALL SIZE)	EACH	5.40	0.00
SWEETMEAT (MIXED)	KG	358.30	0.01
ICE CREAM WALLS	CUP.	46.28	-0.54
ICE	KG	11.42	3.33
JAM AHMED/MITCHELLES	BOTTLE	146.50	-0.34
SQUASH-MITCHELLES	BOTTLE	174.00	-0.14
ROOH AFZA	BOTTLE	189.88	-0.13
JAM-E-SHIREEN	BOTTLE	198.25	-0.25
SAUNF	50 GM	19.87	-2.06
CINAMON LOOSE AV. QLTY	50 GM.	31.49	-0.19
CUMINSEED WHITE NATIONAL	50 GM.	68.70	-0.54
PEPPER BLACK NATIONAL	50 GM.	109.50	-0.23
CLOVES LOOSE AV.QLTY	50 GM.	94.37	-0.01
CARDAMOM LARGE LOOSE AV.QLTY	50 GM.	130.02	-0.98
CARDAMOM SMALL AV.QLTY	50 GM.	135.94	-2.17
SALT-POWDERED (LAHORI) LOOSE	KG.	12.33	-1.05
SALT POWDERED (NATIONAL/SHAN)	PKT	29.69	-0.84
CHILLIES POWD.NATIONAL 200GM	PKT	134.44	-1.12
CHILLIES POWDER LOOS	KG.	335.13	0.37
CORRIANDER SEED POWD.NATIONAL	PKT	106.62	0.00
CORRIANDER SEED (LOOSE)	KG.	241.67	-0.80
TURMERIC POWD.NATIONAL 50GM	PKT.	39.48	-0.63

Contd.

7.11 Intercity Consumer Price December, 2018

Description	Unit	Value in Rupees	
		Average	% Change
CURRY POWD. NATIONAL 200 GM	PKT.	87.54	-0.03
TOMATO KETCHUP AHMED/MITCHL	BOTTLE	104.96	-0.36
PICKLES AHMED/MITCHELLES	BOTTLE	124.71	-1.11
VINEGAR SYNTHETIC (SIRKA)	BOTTLE	86.21	-1.89
GARLIC	KG	133.40	-2.23
GINGER	KG	202.50	4.41
TAPAL DANEDAR TEA 200GM PACKET	PKT	196.65	-0.46
TEA LIPTON YELLOW LABEL 200GM.	PKT.	212.13	-3.36
TEA LOOSE KENYA AV.QLTY 250GM.	PKT.	171.62	-1.28
COFFEE-NESCAFE 75 GM. **	BOTTLE	359.25	-1.31
COLD DRINK (STANDARD SIZ)	BOTTLE	25.65	0.00
FRUIT JUICE TETRA PACK	PKT.	20.69	-0.29
MINERAL WATER NESTLE 1.5 LTR	BOTTLE	52.81	0.00
ALCOHOLIC BEVERAGES & TOBACCO			
CIGARETTES K-2 10'S **	PKT	57.82	0.00
CIGARETTES CAPSTAN 10'S **	PKT	61.38	-0.81
CIGARETTES GOLD LEAF 20'S	PKT	150.38	-0.75
CIGARETTES MORVEN GOLD 20'S	PKT	60.33	0.00
BETEL LEAVES	50GM.	101.93	2.01
BETEL NUTS	KG.	1443.16	0.43
CLOTHING & FOOTWEAR			
LONG CLOTH 57" GUL AHMED/AL-KARAM	METER	265.63	-1.00
SHIRTING AV.QLTY.	METER	204.99	-1.97
PANT CLOTH W & WEAR AV.QLTY	METER	437.56	-1.19
LAWN PRINTED GUL AHMED/AL-KARAM	METER	310.83	0.00
GEORGETTE AV.QLTY	METER	157.96	0.00
LINEN AV.QLTY ***	METER	166.26	0.00
HEAVY WT SUITING LAWERNCPUR AVG QLTY	METER	1627.00	-1.31
HEAVY WT SUITING LAWERNCPUR SUP QLTY	METER	2119.96	-1.42
TROPICAL SUITING LAW.PUR	METER	1345.62	-2.01
PANT BOY 24"/26" LENGTH.	EACH	577.70	-0.47
SHIRT BOY 24"/26" LENGTH	EACH	469.28	-0.14
SCHOOL UNI. PANT,SHIRT BOYS	SUIT	823.37	-0.08
SCHOOL UNI. KAMEEZ,SHAL.BOYS	SUIT	756.64	-0.02
SCHOOL UNI. KAMEEZ,SHAL.GIRL	SUIT	798.68	-0.78
FROCK W/WEAR GIRLS	EACH	1372.11	-0.54
AWAMI-SUIT W & W(BOY) 24"/26	SUIT	1142.79	-0.19
AWAMI-SUIT W&W (GENTS)AV.QLTY	SUIT	1461.64	-0.03
PULLOVER GENTS OXFORD/BON.	EACH	3334.31	-2.37
PULLOVER LADIES OXFORD/BON.	EACH	3093.25	-1.89
PULLOVER (GENTS) OTHERS A.QTY	EACH	1118.38	-1.66
SECOND-HAND COAT FOR MEN	EACH	486.83	-1.59
SECONDHAND SWEETER FOR MEN DUP QLTY	EACH	358.01	-2.29
SECONDHAND WINTER JACKET	EACH	475.75	-1.24
UNDERWEAR AV.QLTY MEDIUM SIZE	EACH	148.43	-0.52
VEST FOR MEN AV.QLTY.	EACH	150.14	-0.09
VEST/SHAMEEZ (WOMEN) AVG. QLTY	EACH	180.10	-0.22
SOCKS NYLON (PAKISTANI)	PAIR	94.69	0.00
BRASSIER AV.QLTY.	EACH	187.18	-0.14
BRASSIER SUP QLTY	EACH	430.35	-0.16
DOPATTA GEORGETTE AV.QLTY.	EACH	325.39	-0.07
DOPATTA COTTON AV GLTY	EACH	264.77	-0.03
CHADDAR (W/WEAR) (2x2.5 MTR)	EACH	522.57	-0.27
LUNGI/DHOTI(COTTON) AVG. QLTY	EACH	336.99	-0.15
HANDKERCHIEF AVG. QLTY PAK	EACH	47.29	-0.76
HANDKERCHIEF SUP. QLTY PAK	EACH	76.69	-0.33
GLOVES AV QLTY	PAIR	124.85	-0.60
AZARBAND COTTON AVG. QLTY	EACH	20.93	-0.05

Contd.

7.11 Intercity Consumer Price December, 2018

			Value in Rupees	
Description	Unit	Average	% Change	
SEWING THREAD/REEL(ASLI PARI)	EACH	7.33	-0.41	
WASHING CHARGES PAINT & SHIRT	SUIT	114.21	-0.11	
DRY CLEANING SUIT COAT PANT	SUIT	385.63	-0.14	
WASHING CH. (KAMIZ-SHALWAR)	PAIR	83.31	-0.60	
TAILORING SHIRT	EACH	476.92	-1.01	
TAILORING CHARGES PANT (MEN)	EACH	791.31	-1.82	
TAILORING COAT-PANT SUIT	SUIT	4450.65	-0.63	
TAILORING AWAMI-SUIT (MALE)	SUIT	672.04	-0.61	
TAILORING SUIT FEMALE	SUIT	582.57	-0.74	
GENTS SHOES PAUL BATA	PAIR	1204.00	0.00	
GENTS SANDAL BATA	PAIR	699.00	0.00	
GENTS SPOUNG CHAPPAL BATA	PAIR	199.00	0.00	
LADIES SANDAL BATA	PAIR	599.00	0.00	
LADIES SPOUNG CHAPPAL BATA	PAIR	199.00	0.00	
CHILD SHOE POWER LITE BATA	PAIR	699.00	0.00	
GENTS SHOE, ART 1109 SERVICE	PAIR	999.00	0.00	
NYLON JOGGER 27 SIZE 2-5 ***	PAIR	1399.00	0.00	
CHINA FOOT WEAR AV. QLTY (MALE) *	PAIR	783.15	-2.24	
CHINA FOOT WEAR AV. QLTY (FEMALE) *	PAIR	593.08	-1.07	
CHINA FOOT WEAR AV. QLTY (CHILDREN) *	PAIR	495.80	-0.25	
SHOE REPAIR HALF SOLE	PAIR	115.99	-0.44	
SHOES POLISH CHARGES AVERAGE SHOP	PAIR	23.04	-2.69	
HOUSING, WATER, ELECT,GAS & OTH FUEL				
HOUSE RENT (combined)	MONTH	7899.65	0.00	
rent 2	pm	7899.65	0.00	
RENT3	PM	7899.65	0.00	
RENT4	PM	7899.65	0.00	
RENT5	PM	7899.65	0.00	
RENT6	PM	7899.65	0.00	
SYNTHETIC ENEMAL ROBIALAC BALTI 3.64 LTR.	EACH	2227.07	-1.44	
SYNTHETIC ENEMAL ICI BALTI 3.64 LTR.	EACH	2312.65	-0.22	
CEMENT (LOCAL) SPECIFY BRAND NAME	BAG	603.96	-0.39	
BRICKS (NEW) IST CLASS	P/1000	8219.94	0.35	
CEMENT BLOCKS (6"x8"x12")	P/100	3203.31	-0.04	
BAJREE	100CFT	4427.31	0.77	
SAND (BLACK PIT SAND)	K100CFT	2412.98	0.27	
TIMBER SHESHAM LOG IST QUALITY	cubmt.	64533.86	-0.54	
IRON BAR (M.S. BAR) 1/2"	P/TON	96492.07	2.44	
CARPANTER WAGE RATE	P/DAY	1046.06	0.00	
MASON (RAJ) WAGE RATE	P/DAY	1142.02	-0.11	
UNSKILLED LABOUR WAGE RATE	P/DAY	636.13	-0.39	
PLUMBER WAGE RSTE	P/DAY	1045.98	-0.54	
ELECTICIAN WAGE RATE PER DAY **	P/DAY	941.43	-0.63	
ELECTICIAN WAGE RATE PER POINT **	P/PNT	141.60	-0.35	
WATER CHARGES PER HOUSE	P/MONTH	149.88	0.00	
ELECT.CHARGES UPTO 50 UNITS	P/UNIT	2.00	0.00	
ELECT.CHARGES 01 - 100 UNIT	P/UNIT	6.18	0.00	
ELECT.CHARGES 101 - 300 UNIT	P/UNIT	9.54	0.00	
ELECT.CHARGES 301 - 1000 UNIT	P/UNIT	16.39	0.00	
ELECT.CHARGES ABOVE 1000 UNIT	P/UNIT	18.39	0.00	
ELEC	PM	10.50	0.00	
GAS CHRGR upto 3.3719 MMBUT	MMBTU	145.08	0.00	
GAS CHRGR 3.3719 - 6.7438 MMBUT	MMBTU	308.88	0.00	
GAS CHRGR 6.7438 - 10.1157 MMBUT	MMBTU	321.75	0.00	
GAS CHRGR10.1157 - 13.4876 MMBUT	MMBTU	1310.40	0.00	
GAS	PM	1708.20	0.00	
GAS	PM	758.86	0.00	
KEROSENE OIL	LTR	118.34	1.01	

Contd.

7.11 Intercity Consumer Price December, 2018

			Value in Rupees	
Description	Unit	Average	% Change	
FIREWOOD WHOLE	40 KG.	568.87	-0.52	
FURNISHING HOUSE HOLD EQUIPMENTS				
CHAIR SHESHAM WOOD WITH ARMS **	EACH	2532.08	-0.96	
CHAIR PLASTIC (CHAIRMAN) AVERAGE QUALITY	EACH	881.78	-0.28	
TABLE SHESHAM WOOD (4X2X5") ***	EACH	6509.58	-0.27	
SOFASET WOODEN WITH FOAM SEAT **	SET	19893.35	-1.59	
COT IRON (WITH NIWAR)AV.QLTY.	EACH	2477.43	0.10	
ALMIRAH (STEEL) 6'X3' 20 GUAGE	EACH	11116.01	-0.35	
DINNING TABLE 6 CHAIRS A.QLTY	SET	24669.41	-2.20	
SINGLE BED WITHOUT FOAM MED.	EACH	7607.91	-1.06	
MATRESS SINGLE(4"THICK)	EACH	5812.77	-1.08	
FARSHI DARI 12'X9' AV.QLTY	EACH	1425.77	-0.16	
DARI COTTON (6'x2 1/2') AV.QL	EACH	656.00	-0.19	
CARPET PLAIN AV. QLTY	SQFT.	46.64	0.00	
QUILT (LIHAF) 3 KG. COTTON	EACH	1061.11	-0.71	
BLANKET (90" x 54")	EACH	3978.65	-1.19	
BEDSHEET SINGLE BED SUP.QLTY	EACH	732.60	0.00	
BED SHEET DOUBLE WITH TWO PILLOW COVERS SUP QLTY	SET	1388.75	-0.64	
TOWEL(3'x2') AV. QALTY	EACH	302.29	-0.21	
CEILING FAN 48" SUPER QLTY **	EACH	3491.49	-0.70	
PEDESTAL FAN 22" SUPER QLTY	EACH	4587.94	-0.30	
REFG. DAWLENCE 10 CFT. D.DOOR	EACH	34279.58	-0.46	
D-FREEZER WAVES 8 CFT.	EACH	32638.72	-0.50	
AIRCONDITIONER 1.5 TON PEL	EACH	43410.00	0.00	
SPLIT AIR CONDITIONER 1.5 TON (SPECIFY BRAND NAME)	EACH	48731.73	0.00	
AIRCOOLER SUPER ASIA	EACH	13462.29	0.00	
WASHING MACHINE SINGER	EACH	17178.75	-0.47	
SEWING MACHINE(SINGER)	EACH	7750.54	-0.86	
GIZER LARGE SIZE 30 GALLON CAPACITY SUP QLTY	EACH	20639.48	-2.67	
GAS BURNER DOUBLE SPFY.BRAND	EACH	2099.84	-0.13	
ELECT. IRON PHILIPS MDL.1120	EACH	2251.25	-0.17	
ELECTRIC JUICER FOR APPLE	EACH	5870.10	-0.78	
S.STEEL DEGHCHI MEDIUM SIZE ***	EACH	725.44	-1.29	
ALUMINIUM COOKING PAN (DEGCHI) MED SIZE	EACH	717.86	-1.19	
NON STICK COOKING PAN (DEGCHI) SUP. QLTY	EACH	1133.35	-2.29	
FRYING PAN STEEL AVG. QLTY MED. SIZE	EACH	474.58	-1.37	
TAWA IORN (MEDIUM SIZE) AVG. QLTY	EACH	369.66	-0.39	
S.STEEL PLATE A.QLTY.(M.SIZE)	EACH	84.05	-1.02	
TABLE SPOON S.STEEL SUP.QLTY.	DOZEN	443.58	-0.89	
WATER SET JUG+6 GLASSES (OMROC)	SET	608.01	-0.41	
TEA SET PAK. CHINAWARE 21 PCS.	SET	2345.53	-1.52	
DINNER SET PLASTIC 72 PIECES SUPERIOR QLTY	SET	6191.09	-0.87	
HOTPOT SET PLASTIC 3 PCS.	SET	1538.27	-1.13	
BUCKET(BALTI) PLASTIC MED.SIZ	EACH	371.30	-1.29	
LOTA PLASTIC (MED SIZE) AVERAGE QUALITY	EACH	64.32	-0.76	
PRESURE COOKER 4 LTR.	EACH	1678.82	-0.74	
WATER COOLER 9/10 LTR.PLASTIC ***	EACH	712.07	-0.58	
THERMOS STARVAC 1 LTR	EACH	631.25	-0.75	
BULB PHILIPS 100-WATTS	EACH	36.72	-0.98	
TUBE LIGHT PHILIPS 40 WATTS	EACH	124.50	-5.22	
ELECTRIC BLUBS "0" WATTE LOCAL	EACH	23.65	-0.42	
ELECTRIC BLUB ENERGY SAVER 14 WATTS	EACH	173.69	0.00	
WASHING SOAP 250 GMS SPECIFY BRAND NAME	EACH	36.72	-1.69	
SURF EXCEL 400 GMS POLY BAG	EACH	132.28	-0.26	
WASHING POWDER 1000 GRM	EACH	186.69	-1.64	
WASHING POWDER (WHEEL/ BONUS) 100 GRAMS	EACH	100.90	-1.17	
CLEANSER POWDER VIM 1000 GM	PKT.	85.42	-0.67	
FINIS 500 ML	BOTTLE	212.21	-0.15	

Contd.

7.11 Intercity Consumer Price December, 2018

Description	Unit	Value in Rupees	
		Average	% Change
PHNYLE TYPHONE/FINIS/CARRANITE 3 LITRES	BOTTLE	162.75	-1.90
HARPIC	BOTTLE	178.44	-3.64
BOOT POLISH CHERRY/KIWI 50ML	EACH	133.40	-4.24
ROBIN BLUE (35 GRAMS)	PKT.	53.73	-1.71
TISSU PAPER PERFUMED 100 PCS.	PKT	123.46	-1.21
TOILET PAPER ROLL (R.PETEL)	P/ROLL	46.00	-0.26
BOOT POLISH LIQUID CHEERY BLOSSOM KIWI 75 ML	BOTTLE	155.00	-0.36
MATCH BOX SMALL	EACH	2.39	0.00
DRY CELL 1.5 VOLT(LOCAL)	EACH	27.43	-2.73
HAND STITCHING NEEDLE M.SIZE	PACKET	8.22	0.00
SEWING MACHINE NEEDLE (SINGER)	EACH	6.81	0.00
HOUSEHOLD SERVANT FEMALE P/T	P/MNTH	2184.47	-1.16
MARRIAGE HALL WITH FURNITURE	P/HEAD	128.63	-0.01
HEALTH			
SEPTRAN TABLETS	10TAB.	19.65	-0.25
BRUFEN TABS 200-MG.	10TAB.	10.77	-1.86
PANADOL TAB. EXTRA/PLAIN	10TAB.	12.96	-0.08
DISPRIN TAB.	10TAB.	13.47	-0.22
TRISIL TAB.	10 TAB	11.47	-0.96
FLAGYL TAB. 200 MG.	10TAB.	12.15	-1.81
VENTOLIN TAB. 2MG.	10TAB.	10.28	0.00
DAONIL TAB. 5 MG.	10TAB.	17.14	0.00
ENTOX TAB.	10TAB.	15.16	-1.85
RENITEC TAB. 5 MG.	10TAB.	60.18	-1.03
CAC. 1000 TAB	BOTTLE	131.52	-0.27
AMOXIL CAPSOLE 250 MG.S	10CAP.	36.65	0.00
CALCIUM SYRUP SANDOZ	BOTTLE	64.12	0.00
LEDERPLEX SYRUP	BOTTLE	52.66	0.00
SANCOS SYRUP (50 ML.)	BOTTLE	39.42	0.00
PHENERGAN SYRUP 120 ML.	BOTTLE	35.08	-1.08
CALPOL SYRUP 60 ML.	BOTTLE	36.55	-5.85
HYDRYLLIN SYRUP 120 ML.	BOTTLE	69.05	0.00
POLYFAX EYE OINTMENT	TUBE	22.24	-0.27
BETNESOL EYE DROPS	BOTTLE	34.22	-0.06
EAR DROPS (CARDISPORINE) ***	BOTTLE	22.60	0.00
BETNOVATE-N OINTMENT 5 GMS	TUBE	25.25	-0.40
BURNOL CREAM 30 GRM	TUBE	55.47	0.00
VICKS VAPORUB/BALM	BOTTLE	36.20	0.00
GLYCRINE SMALL BOTTLE	BOTTLE	28.64	-1.50
JOUHAR JOSHANDA	PKT.	9.88	0.00
GALXOS-D (450 GRMS)	PKT.	154.21	0.00
GRIPE-WATER WOODWARDS	BOTTLE	60.00	0.00
SANIPLAST ONE PUTTY	EACH	1.90	0.00
O.R.S. (NIMCOL)	PKT.	17.55	0.00
DETTOL (MEDIUM)	BOTTLE	121.63	-2.78
COTTON BANDAGE 2" - 4"	EACH	11.05	0.00
THERMOMETER CHINA	EACH	51.12	-1.70
DOCTOR (MBBS) CLINIC FEE	P/PAT.	229.86	0.00
URINE TEST (DR) CHARGES	P/TEST	134.41	-0.56
BLOOD TEST (CP) CHARGES	P/TEST	309.59	-0.10
SUGAR TEST (RANDOM/FASTING BOTH) CHARGES	P/TEST	197.13	-0.25
ECG CHARGES	P/TEST	264.56	0.00
X-RAY (CHEST) CHARGES	P/X-RAY	366.71	-0.04
TRANSPORT			
CAR SUZUKI 800 CC (W/O. A/C)	EACH	823675.00	0.00
CAR SUZUKI 1000 CC	EACH	1410107.14	0.00
CAR TOYOTA 1300 CC	EACH	2196955.21	-0.49
CAR HONDA CIVIC	EACH	2922726.56	-0.46

Contd.

7.11 Intercity Consumer Price December, 2018

Description	Unit	Value in Rupees	
		Average	% Change
MOTORCYCLE HONDA CD-70.	EACH	68420.51	-2.97
MOTORCYCLE YAMAHA 100CC.	EACH	79709.09	0.00
MOTOR CYCLE HERO 70 CC	EACH	45818.18	-0.60
BICYCLE WITH TYRES & TUBES	EACH	8269.02	-1.36
TYRE CAR WITH TUBE GENERAL	EACH	3445.00	-2.24
TYRE MOTOR CYCLE WITHOUT TUBE	EACH	1247.88	-2.07
TYRE CYCLE SPECIFY BRAND NAME	EACH	408.30	-2.76
TYRE CAR W/O TUBE	EACH	3257.60	-2.63
PETROL SUPER	LITRE	95.83	2.09
HIGH SPEED DIESEL HSD	LITRE	110.94	1.80
CNG	K.G.	95.22	-0.76
GAS CYLINDER STAND. SIZE	EACH	1503.13	-6.27
MOTOR CYCLE SERVICE CHARGES	EACH	296.34	-0.42
CAR SERVICE CHARGES	EACH	376.21	-0.19
TYRE PUNCTURE CHARGES	EACH	76.18	-2.32
CYCLE OVERHAULING CHARGES	EACH	329.89	-0.01
CAR TAX FOR 800CC TO 1300CC	YEARLY	1840.80	0.00
TRAIN FARE ECO. 1-100 KM.	P/KM.	1.88	-4.79
TRAIN FARE ECO. 101-500 KM.	P/KM.	1.14	10.53
TRAIN FARE ECO. > 500 KM.	P/KM.	0.91	-3.30
TRAIN FARE IST SLP. 1-100KM	P/KM.	3.30	-13.64
TRAIN FARE IST SLP.101-500 KM	P/KM.	2.72	-16.18
TRAIN FARE IST SLP. > 500 KM	P/KM.	1.72	-13.37
TRAIN FARE A/C SLP. 1-100KM.	P/KM.	5.80	-3.45
TRAIN FARE A/C SLP.101-500KM	P/KM.	5.23	-4.02
TRAIN FARE A/C SLP > 500KM.	P/KM.	3.90	-4.87
PLATFORM TICKET	EACH	9.85	0.00
AUTO RICKSHAW FARES	KM/MIN	62.44	0.00
FULL TONGA CHARGES	KM/MIN	65.64	0.00
TAXI 4 SEATER FARE	KM/MIN	87.44	0.00
BUS FARE MIN (WITHIN CITY)	TICKET	12.18	0.00
BUS FARE MAX (WITHIN CIT	TICKET	22.76	0.00
BUS FARE OUTSIDE CITY	P/KM.	1.25	0.00
A/C BUS FARE OUTSIDE CITY	P/KM.	1.97	-1.02
MINIBUS FARE MIN.WITH IN CITY	TICKET	14.64	0.00
MINIBUS FARE MAX.WITH IN CITY	TICKET	20.83	0.00
SUZUKI FARE MIN.WITH IN CITY	TICKET	13.22	0.00
SUZUKI FARE MAXIMUM W.IN CITY	TICKET	21.58	-0.60
AIR FARE ECONOMY CLASS.	P/KM.	14.98	53.74
COMMUNICATION			
POSTAL ENVELOPE DOMESTIC	EACH	8.05	0.00
ENVELOPE FOR SAUDI ARABIA	EACH	50.70	0.00
POSTAL REGISTRATION CHARGES	EACH	37.43	0.00
U.M.S. REG CHARGES MIN.	EACH	59.14	0.00
T.C.S. CH. MIN.WITH IN ZONE	EACH	200.00	0.00
TELEPHONE CHARGES LOCAL CALL	P/CALL	4.65	0.00
TEL CHARGES OUT SIDE CITY	P/CALL	4.65	0.00
INTERNET CHARGES	P/HOUR	34.74	0.00
MOBILE CELL CHARGES	P/UNIT	3.14	0.00
FAX CHARGES (LOCAL)	P/PAGE	20.50	0.00
TELEPHONE SET AV. QLTY	EACH	997.74	0.00
MOBILE SET NOKIA/SONY/ERICSON/SAMSUNG WITHOUT CAMERA	EACH	3021.46	0.00
RECREATION AND CULTURE			
T.V. 20" COLORED WEGA H-A21.	EACH	19861.46	0.00
T.V 20" COLOR CHINA/KORIA)	EACH	11473.33	0.00
V.C.P. PANASONIC/LG/NAT	EACH	5432.61	0.00
DVD/VCD PLAYER PANASONIC/LG	EACH	4288.43	0.00
RADIO WITH C.PLAYER NATIONAL	EACH	2361.05	0.00

Contd.

7.11 Intercity Consumer Price December, 2018

Description	Unit	Value in Rupees	
		Average	% Change
PERSONNEL COMPUTER (BRANDED)	EACH	46989.19	0.00
VID. CASSETTE BLK. TDK/SONY	EACH	144.62	0.00
COM. C.D. (TDK/IMATION)	EACH	54.20	0.00
TAPE RECORDER CASSETTE BLANK	EACH	47.25	0.00
VIDEO GAME SEGA 16 BYTE	EACH	1320.59	0.00
CINEMA A/C. HIGH CLASS	TICKET	207.92	0.00
CINEMA NON-A/C HIGH CLASS	TICKET	100.86	0.00
CABLE CHARGES	PER MONT	310.21	-0.04
TV.LICENCE FEE DOMESTIC	YEARLY	420.00	0.00
ENGLISH BOOK CLASS V1	EACH	70.89	0.00
ENGLISH BOOK CLASS IX OR X	EACH	100.49	0.00
ENG. BOOK IST.YR COMPLETE SET	EACH	93.27	0.00
ENGLISH BOOK BA/B.SC	EACH	209.50	0.00
URDU BOOK CLASS V (T.B.BORD)	EACH	64.47	0.00
URDU BOOK CLASS IX/X(T.B.B)	EACH	111.23	0.00
URDU BOOK IST.YEAR/INTER	EACH	64.83	0.00
URDU BOOK BA/B.SC	EACH	152.25	0.00
MATHS BOOK CALSS V (T.B.B)	EACH	92.61	0.00
MATHS BOOK CLASS IX OR X	EACH	194.18	0.00
MATHS BOOK IST.YEAR (T.B.B)	EACH	150.03	0.00
PAKISTAN STUDIES BOOK BA/B.SC	EACH	182.94	0.00
DAILY "DAWN"	P/COPY	22.00	0.00
DAILY "JANG"	P/COPY	20.00	0.00
DAILY "NAWA-E-WAQT"	P/COPY	20.00	0.00
WEEKLY "AKHBAR-E-JAHAN"	P/COPY	60.00	0.00
WEEKLY "MAG"	P/COPY	50.00	0.00
MONTHLY "NAUNEHAL DIGEST"	P/COPY	35.50	0.00
PAPER FOOLSCAPE (27"x17")	QUIRE	42.36	0.14
EXERCISE.BOOK LINED 80/100 PGS	EACH	53.42	-0.07
PENCILGOLDFISH/DEER	EACH	7.93	0.00
PEN INK DOLLOR 57 ML BOTTLE	EACH	24.04	-1.62
PHOTOSTATE PAPER 70 GM	PRT	456.59	-1.74
BALL PEN (local)	EACH	8.15	-0.49
FOUNTAIN PEN HERO/WINGS/CHINA	EACH	51.04	-0.49
EDUCATION			
PRIVATE SCHOOL FEE ENGLISH MEDIUM AVERAGE STANDARD (CLASS I)	PER MONTH	1780.94	-0.92
PRIVATE SCHOOL FEE ENGLISH MEDIUM AVERAGE STANDARD (CLASS V)	PER MONTH	1945.65	-0.63
PRIVATE SCHOOL FEE ENGLISH MEDIUM AVERAGE STANDARD (CLASS VI)	PER MONTH	2126.93	0.00
PRIVATE SCHOOL FEE ENGLISH MEDIUM AVERAGE STANDARD (CLASS X)	PER MONTH	2424.13	0.00
PRIVATE MEDICL COLLEGE FEE MBBS (IST YEAR)	PER MONTH	55885.61	0.00
PRIVATE ENGINEERING COLLEGE FEE (ISTR YEAR)	PER MONTH	13181.38	0.00
GOVT. COLLEGE FEE IST. YEAR	MONTH	55.94	0.00
GOVT. COLLEGE FEE 4TH. YEAR	MONTH	69.36	0.00
GOVT. UNIVERSITY FEE MSC.	MONTH	1031.03	0.00
GOVT. MED. COLLEGE FEE MBBS	MONTH	1835.35	0.00
GOVT. ENGG. COLL. FEE I YEAR	MONTH	2519.15	0.00
COACHING FEE FOR CLASS IX/X	PER MONTH	1481.77	-0.06
COACHING CHARGES FOR CLASS IST YEAR/INTER (SCIENCE)	PER MONTH	2174.10	-0.08
COACHING CHARGES FOR CLASS IST YEAR/INTER (COMMERCE)	PER MONTH	1840.54	0.00
I.T. TUITION FEES	PER MONTH	3070.07	0.00
MBA TUITION FEES	PER MONTH	7767.07	0.00
RESTAURANTS AND HOTELS			
BREAD TANDOORI ST. SIZE	EACH	8.21	-1.34
COOKED MUTTON (AV. HOTEL)	PLATE	196.88	-0.02
COOKED BEEF (AV. HOTEL)	PLATE	113.53	-0.33
COOKED DAL (AV. HOTEL)	PLATE	64.52	-2.37
CHICKEN BIRYANI FULL/DOUBLE	PLATE	153.98	-0.01
TEA PREPARED (ORDINARY)	CUP	22.04	-1.45

Contd.

7.11 Intercity Consumer Price December, 2018

			Value in Rupees	
Description	Unit	Average	% Change	
MISCELLANEOUS GOODS AND SERVICES				
HAIRCUT CHARGES FOR MEN	P/CUT	90.15	0.00	
BEAUTY PORL HAIR STYL CHARGE	P/STY.	327.75	0.00	
SHAVING CHARGES	PER SHV	50.88	0.00	
LIPSTICK S.MISS/MEDORA	EACH	120.79	0.00	
NAIL POLISH S.MISS/MEDORA	EACH	102.19	-0.13	
PERFUME MED.SIZE MEDORA/BROACH	EACH	207.03	-0.36	
HAIR-OIL AMLA/CHAMBELI	BOTTLE	131.50	-1.38	
TOILET SOAP LUX 95 GRAMS	EACH	43.72	-1.03	
TOILET SOAP LIFEBOUY 140 GRM	EACH	47.18	-1.17	
TOILET SOAP SAFEGUARD BATH SIZE	EACH	54.70	-1.19	
TOOTHPASTE MACKLINES 70 GRM	EACH	50.38	0.00	
TOOTHPAST MED SIZE CLGATE 70 GMS	EACH	76.35	-0.80	
TOOTHBRUSH SHEILD A/PLAUQUE	EACH	45.78	0.00	
TOOTHPOWDER DENTONIC 90 GRM	EACH	38.96	-5.85	
HAIR-COLOUR BEGIN (6 GMS)	EACH	118.25	-0.85	
HAIR COLOUR (KALAKOLA)	BOTTLE	131.00	0.00	
FACECREAM PONDS (MEDIUM)	EACH	129.38	-1.07	
TALC POWDER VICE ROAY,B.CAT	EACH	159.31	-0.70	
BLADE TREET ORDINARY 10'S	PKT.	38.95	-0.98	
BLADE 7-O-CLOCK STAIN. 5'S	PKT.	37.14	0.00	
SHAMPOO SUNSILK/PAINTIN 100 ML	BOTTLE	106.64	-0.02	
BEAUTY CREAM (FAIR & LOVELY)	EACH	169.73	-0.44	
HAIR REMOVING CREAM (EU-CREAM)	TUBE	72.25	-1.04	
GEL MEDIUM SIZE	BOTTLE	116.57	-0.75	
DISPOSABLE RAZOR GILLET-II	EACH	47.33	0.00	
SHAVING CREAM TOUCH-ME/ADM.	EACH	72.81	-1.88	
GOLD TEZABI 24 CT	10 GM.	55202.81	-5.44	
SILVER TEZABI 24 CT	10 GM.	772.95	-3.23	
ARTIFICIAL JEWELLARY SET	SET	887.67	-0.33	
WRIST WATCH GENTS CITIZEN (ORIGINAL) ***	EACH	4383.42	-0.82	
WRIST WATCH LADIES CITIZEN (ORIGINAL) ***	EACH	4115.47	-1.00	
WALL CLOCK QUARTZ AV.QLTY	EACH	638.17	-0.40	
SUITCASE REXIN (24"x16"x6")	EACH	1436.79	-0.44	
TRUNK MEDIUM SIZE ***	EACH	1853.33	-0.61	
PURSE LADIES (LEATHER) AVERAGE QUALITY	EACH	944.09	-2.02	

8. PUBLIC FINANCE

8.1 Customs Revenue Receipts

(Million Rupees)

S. No.	Description	Annual				
		2013-14	2014-15	2015-16	2016-17	2017-18
1	Meat, fish and their preparations	253.87	322.60	470.73	762.62	896.4
2	Milk, butter, cheese and honey	2879.15	5371.62	4577.30	8016.49	9047.95
3	Fruits, nuts and vegetables	2368.46	2830.70	5718.73	7889.02	8148.07
4	Coffee, nuts and vegetables	3713.70	4202.54	6385.82	7350.95	8353.24
5	Oil-seeds and miscellaneous fruits	176.67	1117.13	2765.29	4961.77	7171.06
6	Vegetable plaiting materials	998.91	828.97	852.59	1002.42	2504.82
7	Animal and vegetable fats and oil	20658.72	21183.29	25910.37	24944.14	28204.82
8	Sugar and confectionery	383.73	523.17	818.76	922.40	981.11
9	Edible, preparation of cereal & vegetables	3991.29	5319.78	6788.91	8131.78	11591.22
10	Beverages, spirits and vinegars	179.36	228.65	279.05	345.93	500.63
11	Residues on waste from the food industries prepared animal fodder	141.58	2622.94	4359.11	3098.34	1462.14
12	Tobacco	213.57	136.15	164.87	181.10	357.06
13	Mineral, fuel, oils and products thereof	16760.58	24413.27	37991.81	60920.70	70649.82
14	Chemicals and chemical products	8239.32	10379.73	11883.91	12135.39	15208.16
15	Pharmaceutical products	2111.88	2507.92	3032.98	3734.25	4340.8
16	Dyes, colours, paints and varnishes	3611.13	4077.15	4838.49	5407.91	6442.8
17	Perfumery, soap and toilet preparations	4894.55	6321.37	7740.78	8878.55	13107.35
18	Albuminodal substances modified starches guleenzymes	287.14	488.59	626.50	850.27	1204.9
19	Matches and other explosives	25.30	18.81	37.11	32.99	46.15
20	Photographic and cinematographic goods	1583.89	1823.38	2544.33	2484.43	3244.48
21	Plastic & articles thereof	11055.67	13198.11	15812.87	17041.90	21793
22	Rubber and articles thereof	2395.14	3179.46	6472.21	7999.88	11723.27
23	Leather articles and footwear	2051.86	2459.12	3303.33	4484.34	6691.32
24	Wood & articles of wood wood charcoal	542.99	837.99	1301.24	1662.87	1760.58
25	Wood, paper and stationery	6085.09	8503.06	9412.67	10291.25	12782.73
26	Silk yarn and fabrics	139.29	316.29	422.13	333.92	203.92
27	Fabrics of wool, flax ramle metal vegetable	706.41	1039.73	1355.32	1650.64	1924.27
28	Cotton, Textile fabrics, Paper Yarn	2065.56	1057.36	2567.15	2076.10	1770.52
29	Yarn and fabrics of man-made fiber	8773.16	11587.37	13433.31	14154.79	13742.12
30	Carpets & other floor covering	285.80	328.81	430.79	442.05	483.96
31	Special Woven Fabrics and Variety (58)	352.95	454.87	552.60	680.96	871.6
32	Textile articles including knitted & crocheted goods	2627.81	3551.13	5298.75	7337.85	8547.54
33	Other madeup textile articles, set worm clothing & textile articles rugs	1375.49	1620.10	2501.88	2701.36	2644.49
34	Glass and earthen-ware	4459.56	5938.18	8998.91	9493.64	15456.73
35	Precious metal, stones, pearls & imitation jewellery	65.58	90.60	207.56	249.66	544.16
36	Iron and steel manufactures	9211.16	17154.45	40140.83	44840.32	53266.14
37	Metals other than gold,silver,iron & steel	1866.33	2518.70	4481.37	5437.41	6326.9
38	Cutlery, tools articles of base metals	1324.08	1608.30	2264.13	2565.87	3398.55
39	Machinery and mechanical appliances	13742.20	20289.00	26190.69	35628.20	38984.79
40	Electric machinery and equipment	11325.52	22583.98	21382.12	26093.07	30930.53
41	Railway and tramway plant and rolling stock	447.75	1147.92	299.92	910.62	459.74
42	Motor and other vehicles	36314.43	49408.87	61946.64	78312.99	97094.33
43	Ships, boats and aircraft's	79.44	1045.69	3823.94	3315.75	4343.18
44	Clocks and watches and parts thereof	66.04	61.53	154.00	170.98	248.08
45	Arms and ammunitions	317.19	336.89	103.86	177.64	140.34
46	Toys, games and sports goods	346.34	488.01	967.27	1415.31	2733.46
47	Sub-total (1 to 46)	191495.64	265523.28	361612.93	441520.82	532329.23
48	All other articles	58234.50	49707.26	56561.39	65628.41	88792.96
49	Gross Collection (47 to 48)	249730.14	315230.54	418174.32	507149.23	621122.19
50	Refund & Rebates	8731.76	9090.69	11993.96	11095.46	14751.26
51	Net collection (54-55)	240998.38	306139.85	406180.36	496053.77	606370.91
52	Total imports duty	233783.87	283865.95	377416.18	454814.09	538019
53	1 % Ware House Charges	1182.93	808.69	648.13	551.69	853.22
54	Miscellaneous	4469.01	5010.68	5613.38	7995.51	11677.59
55	Export duties	475.78	495.05	580.79	639.20	858.88
56	25% Export Development Charges	6119.22	5921.88	5365.62	5340.73	6129.02
57	Regularity Duty	3699.32	19128.26	28549.96	37771.99	63584.41

Contd.

8.1 Customs Revenue Receipts

(Million Rupees)

S. No.	Description	Monthly			
		Dec,2017	Jan,2018	Feb,2018	Mar,2018
1	Meat, fish and other preparations	187.78	50.67	52.52	44.07
2	Milk, Butter, Cheese and Honey	570.99	903.66	561.51	1016.17
3	Fruits, nuts and vegetables	1090.25	424.01	140.94	135.29
4	Coffee, nuts and vegetables	798.14	851.62	854.78	818.45
5	Oil-seeds & miscellaneous fruits	655.85	591.95	530.56	489.86
6	Vegetable plaiting Materials	260.01	271.32	258.6	203.96
7	Animal and vegetable fats and oil	2247.33	2245.40	1819.52	2699.42
8	Sugar and confectionery	77.01	94.65	80.62	71.45
9	Edible, preparation of cereals and vegetables	894.48	1074.46	680.65	1086.75
10	Beverages, spirits and vinegars	54.88	44.22	20.07	31.12
11	Residues an Waste from the food industries, Prepared animal fodder	156.27	104.22	65.38	71.21
12	Tobacco	22.20	47.35	33.97	44.50
13	Minerals, fuel, oils and products thereof	6347.55	5547.45	4864.08	6287.92
14	Chemicals and chemicals products	1180.75	1253.69	1165.63	1424.97
15	Pharmaceutical products	398.65	346.41	278.22	373.31
16	Dyes, colours, paints and varnishes	517.24	526.92	527.07	637.29
17	Perfumery, soap and toilet preparations	1296.46	1320.62	995.28	1171.67
18	Albuminoidal substances modified stareches, glues,enzymes	105.15	139.30	93.48	122.32
19	Matches and other explosives	2.79	1.92	3.79	8.19
20	Photographic and cinematographic goods	221.05	283.09	262.87	249.25
21	Plastic and articles thereof	1665.42	2105.79	1795.56	2166.31
22	Rubber and articles thereof	1176.30	1204.85	750.49	1061.27
23	Leather articles and footwear	416.19	661.59	566.4	500.96
24	Wood & articles of wood; wood charcoal	147.59	186.38	132.33	142.24
25	Wood, paper and stationery	978.69	1038.80	1023.08	1212.10
26	Silk yarn and fabrics	11.68	20.37	33.71	15.66
27	Fabrics of Wool, flax, ramle metal, vegetable	172.00	194.04	183.33	133.40
28	Cotton, textile, fibre & other paper & veg yarn	149.96	170.97	188.95	178.88
29	Yarn and fabrics of man-made fiber	1138.56	1255.32	1378.77	970.32
30	Carpets & other floor covering	47.33	45.93	48	51.84
31	Special Woven Fabrics and Variety	76.95	91.94	81.36	57.46
32	Textile articles including knitted & crocheted goods	875.31	849.28	794.96	572.19
33	Other made up textile articles;set;worn colothing & textile	296.13	324.59	210.75	181.19
34	Glasses and earthen/ware	1313.33	1526.07	1415.93	1331.60
35	Precious metals,stones,pearls & imitation jewellery	46.69	50.95	51.8	48.20
36	Iron & steel manufactures thereof	4178.12	4838.92	3699.14	4697.64
37	Metals other than gold, silver, iron & steel	594.21	525.98	493.32	598.41
38	Cutlery, tools articles of base metals	269.78	287.52	289.23	274.28
39	Machinery and mechanical appliances	2885.05	3789.02	3147.07	3697.81
40	Electric machinery and equipment	2738.02	2856.49	2420.76	2568.76
41	Railway and tramway plant and rolling stock	8.26	25.57	44.24	14.28
42	Motor and other vehicles	7357.92	6475.24	6709.48	8154.27
43	Ships, boats and Air crafts	307.96	537.69	256.88	257.29
44	Clocks, watches and parts thereof	29.52	10.96	22.02	18.70
45	Arms and ammunitions	0.83	5.88	5.2	94.74
46	Toys, games and sports goods	224.57	290.95	226.54	211.91
47	Sub total (1 to 46)	44191.20	45494.02	39258.84	46198.88
48	All other articles	14303.30	4412.13	5788.27	10256.17
49	Total Import Duty	49944.76	42256.58	38989.84	49568.86
50	Warehouse Charges	59.52	58.76	55.97	60.9
51	Regularity Duty	5838.39	6088.49	4698.18	5335.63
52	Miscellienous	2138.08	905.12	756.93	934.10
53	0.25 % Export Development Charges	467.49	502.13	513.68	519.45
54	Export Duties	46.33	95.05	32.48	36.11
55	Gross	58494.57	49906.13	45047.09	56455.04
56	Refund	15.4	45.10	12.61	64.68
57	Rebate	889.43	1655.21	1386.33	1332.01
58	Refund & Rebate	904.83	1700.31	1398.94	1396.69
59	Net	57589.74	48205.82	43648.15	55058.35

Contd.

8.1 Customs Revenue Receipts

(Million Rupees)

S. No.	Description	Monthly			
		Apr,2018	May,2018	Jun,2018	Jul,2018
1	Meat, fish and other preparations	18.41	32.69	49.74	50.58
2	Milk, Butter, Cheese and Honey	811.86	816.66	1063.23	631.64
3	Fruits, nuts and vegetables	178.39	141.54	159.07	210.11
4	Coffee, nuts and vegetables	673.08	527.84	519.71	937.43
5	Oil-seeds & miscellaneous fruits	579.76	720.67	768.33	602.49
6	Vegetable plaiting Materials	180.47	176.36	201.04	214.46
7	Animal and vegetable fats and oil	2507.74	2163.35	2316.60	2561.47
8	Sugar and confectionery	65.92	90.57	76.77	97.58
9	Edible, preparation of cereals and vegetables	1112.39	1171.81	1063.97	1092.23
10	Beverages, spirits and vinegars	61.29	60.76	57.47	62.42
11	Residues an Waste from the food industries, Prepared animal fodder	83.69	68.27	78.76	116.4
12	Tobacco	61.14	56.32	2.92	66.44
13	Minerals, fuel, oils and products thereof	6127.17	8215.01	9352.41	6048.64
14	Chemicals and chemicals products	1381.55	1529.74	1670.23	1561.85
15	Pharmaceutical products	377.55	416.85	380.15	468.76
16	Dyes, colours, paints and varnishes	581.6	585.19	713.19	657.72
17	Perfumery, soap and toilet preparations	1132.71	1264.91	1191.84	1196.57
18	Albuminoidal substances modified starches, glues,enzymes	115.33	144.26	90.00	75.67
19	Matches and other explosives	7.19	1.59	9.74	3.39
20	Photographic and cinematographic goods	334.76	351.29	372.56	331.26
21	Plastic and articles thereof	1771.93	2185.84	2077.69	2218.7
22	Rubber and articles thereof	815.59	1107.94	1068.39	1123.21
23	Leather articles and footwear	414	875.44	424.05	685.26
24	Wood & articles of wood; wood charcoal	147.14	173.28	164.61	177.30
25	Wood, paper and stationery	1218.11	1259.94	1254.37	1312.5
26	Silk yarn and fabrics	10.12	18.85	11.87	16.17
27	Fabrics of Wool, flax, ramle metal, vegetable	127.24	175.25	187.26	225.48
28	Cotton, textile, fibre & other paper & veg yarn	135.34	191.63	148.65	139.32
29	Yarn and fabrics of man-made fiber	999.37	1419.79	1198.46	1034.43
30	Carpets & other floor covering	42.43	47.88	38.16	51.93
31	Special Woven Fabrics and Variety	55.69	103.87	91.89	121.33
32	Textile articles including knitted & crocheted goods	466.09	823.79	692.73	763.17
33	Other made up textile articles;set;worn colothong & textile	164.63	183.4	174.48	208.61
34	Glasses and earthen/ware	1046.15	1567.89	1407.63	1768.74
35	Precious metals,stones,pearls & imitation jewellery	27.95	86.67	70.92	41.72
36	Iron & steel manufactures thereof	4487.10	4600.81	5336.85	5343.68
37	Metals other than gold, silver, iron & steel	611.89	670.34	609.58	656.48
38	Cutlery, tools articles of base metals	231.67	341.84	383.69	373.02
39	Machinery and mechanical appliances	3788.48	3859.19	3922.96	3383.16
40	Electric machinery and equipment	2716.88	2719.54	3115	2840.68
41	Railway and tramway plant and rolling stock	32.14	18.52	19.34	24.1
42	Motor and other vehicles	7910.52	9186.26	9727.95	7647.09
43	Ships, boats and Air crafts	240.90	135.67	1642.96	67.05
44	Clocks, watches and parts thereof	25.89	21.94	23.78	19.94
45	Arms and ammunitions	7.35	1.07	2.79	6.65
46	Toys, games and sports goods	189.93	319.67	263.35	228.01
47	Sub total (1 to 46)	44076.53	50631.99	54197.14	47464.84
48	All other articles	5047.53	5173.34	21639.60	4352.98
49	Total Import Duty	48509.45	47853.42	66440.72	44859.29
50	Warehouse Charges	263.41	60.02	55.55	54.42
51	Regularty Duty	5001.62	6540.86	6350.67	5495.76
52	Miscellienous	849.33	775.49	2004.23	813.92
53	0.25 % Export Development Charges	510.69	518.80	805.25	497.2
54	Export Duties	101.32	56.72	180.29	90.69
55	Gross	49124.04	55805.31	75836.72	51811.28
56	Refund	41.19	37.71	48.12	19.76
57	Rebate	1400.49	1135.80	165.40	1608.78
58	Refund & Rebate	1441.68	1173.51	213.52	1628.54
59	Net	47682.36	54631.80	75623.19	50182.74

Contd.

8.1 Customs Revenue Receipts

(Million Rupees)

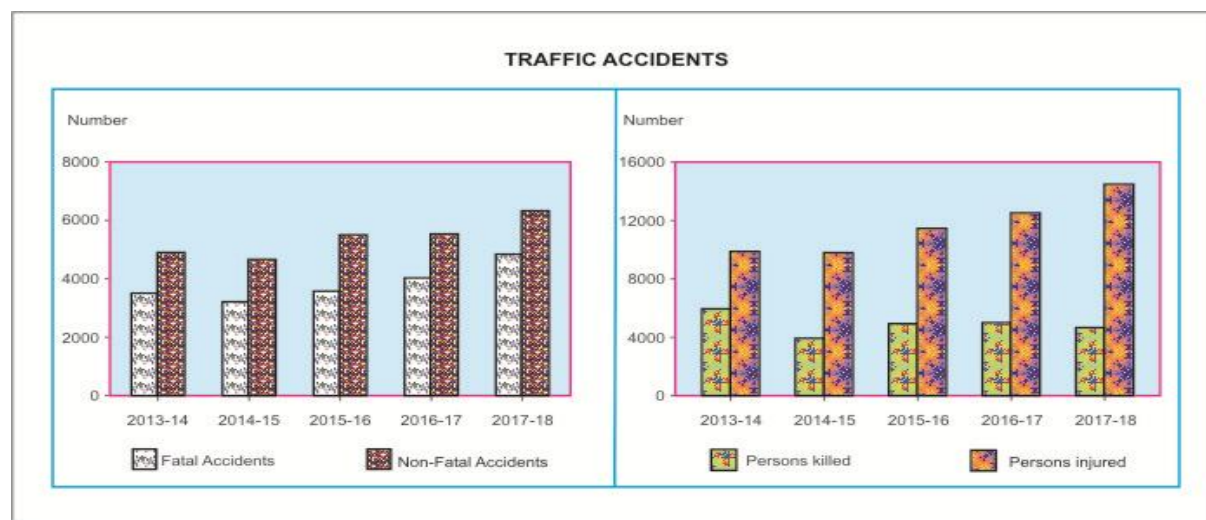
S. No.	Description	Monthly				
		Aug,2018	Sep,2018	Oct,2018	Nov,2018	Dec,2018
1	Meat, fish and other preparations	37.92	67.71	100.96	175.30	201.57
2	Milk, Butter, Cheese and Honey	572.97	311.46	495.15	505.29	621.77
3	Fruits, nuts and vegetables	259.2	625.25	949.68	761.79	418.66
4	Coffee, nuts and vegetables	906.38	852.70	1033.96	1142.51	1126.75
5	Oil-seeds & miscellaneous fruits	730.22	598.71	934.65	663.24	977.84
6	Vegetable plaiting Materials	237.05	219.1	197.83	190.5	196.28
7	Animal and vegetable fats and oil	2296.45	2795.82	2437.55	2772.1	2509.69
8	Sugar and confectionery	60.79	114.04	77.54	83.64	68.70
9	Edible, preparation of cereals and vegetables	1175.92	1168.75	1183.01	903.01	1386.81
10	Beverages, spirits and vinegars	40.17	44.78	36.26	35.27	23.45
11	Residues an Waste from the food industries, Prepared animal	89.86	106.7	138.68	92.9	131.47
12	Tobacco	66.46	14.05	100.7	109.74	94.30
13	Minerals, fuel, oils and products thereof	6730.73	5378.8	7648.14	8466.21	7276.54
14	Chemicals and chemicals products	1597.06	1397.25	1732.58	1601.13	1626.57
15	Pharmaceutical products	407.83	390.47	475.45	430.01	555.85
16	Dyes, colours, paints and varnishes	719.68	585.77	721.65	684.35	674.47
17	Perfumery, soap and toilet preparations	1098.83	1038.55	1303.23	1342.94	1281.98
18	Albuminoidal substances modified stareches, glues,enzymes	82.32	79.3	117.98	134.17	141.34
19	Matches and other explosives	0.31	1.07	2.30	1.02	0.02
20	Photographic and cinematographic goods	295.89	280.77	351.42	307.51	286.27
21	Plastic and articles thereof	2023.8	1866.69	2159.11	2142.6	2031.97
22	Rubber and articles thereof	904.86	799.25	896.34	796.48	635.05
23	Leather articles and footwear	715.91	785.58	958.7	764.67	504.88
24	Wood & articles of wood; wood charcoal	176.67	154.14	161.95	190.37	185.31
25	Wood, paper and stationery	1374.24	1126.9	1525.26	1436.77	1404.27
26	Silk yarn and fabrics	12.39	14.15	11.6	6.48	23.73
27	Fabrics of Wool, flax, ramle metal, vegetable	208.34	201.04	209.93	243.92	221.37
28	Cotton, textile, fibre & other paper & veg yarn	158.72	163.87	150.62	102.91	178.21
29	Yarn and fabrics of man-made fiber	1209.6	1220.91	1133.09	1365.05	1437.36
30	Carpets & other floor covering	34.41	28.21	32.75	32.14	31.89
31	Special Woven Fabrics and Variety	113.65	147.58	154.31	115.07	175.69
32	Textile articles including knitted & crocheted goods	808.61	851.75	1038.49	768.47	951.64
33	Other made up textile articles;set;worn colothong & textile	239.35	221.63	299.89	331.44	317.29
34	Glasses and earthen/ware	1306.22	1164.38	1392.48	1553.93	1816.15
35	Precious metals,stones,pearls & imitation jewellery	40.75	48.19	49.62	50.19	36.22
36	Iron & steel manufactures thereof	5222.27	4719.26	6048.72	4602.86	5250.83
37	Metals other than gold, silver, iron & steel	540.45	557.19	554.27	492.59	577.68
38	Cutlery, tools articles of base metals	261.58	251.58	276.97	314.63	335.89
39	Machinery and mechanical appliances	3382.87	3082.87	3722.35	3351.11	3592.63
40	Electric machinery and equipment	2664.59	2675.24	3553.27	3662.43	3624.31
41	Railway and tramway plant and rolling stock	19.78	15.49	18.61	17.29	4.05
42	Motor and other vehicles	8984.26	8063.24	8107.71	8196.68	7398.02
43	Ships, boats and Air crafts	237.94	292.73	418.19	132.45	865.95
44	Clocks, watches and parts thereof	29.11	10.53	16.96	37.66	45.16
45	Arms and ammunitions	89.25	30.57	47.01	3.45	2.38
46	Toys, games and sports goods	202.62	169.37	225.42	225.43	237.36
47	Sub total (1 to 46)	48368.28	44733.39	53202.34	51339.70	51485.62
48	All other articles	6598.18	9323.51	6140.52	7365.97	15254.59
49	Total Import Duty	47987.41	47271.78	51464.5	51014.49	58213.66
50	Warehouse Charges	55.34	333.48	68.60	63.74	57.38
51	Regularity Duty	5066.93	4836.62	5889.11	5954.13	6192.10
52	Miscellienous	1280.47	981.14	1086.09	986.91	1566.33
53	0.25 % Export Development Charges	519.96	562.55	721.99	619.25	660.48
54	Export Duties	62.87	71.19	118.47	67.15	49.82
55	Gross	54966.47	54056.89	59342.86	58705.65	66740.18
56	Refund	40.09	14.26	79.73	20.22	38.53
57	Rebate	1719.11	895.36	2724.89	1260.78	1170.20
58	Refund & Rebate	1759.20	909.62	2804.62	1281.00	1208.73
59	Net	53207.27	53147.27	56538.24	57424.65	65531.45

Source: Federal Board of Revenue, Islamabad.

9. SOCIAL

9.1 Data on Traffic Accidents

Year/Month		Total Number of Accidents	Accident		Persons		Total Number of Vehicles Involved
			Fatal	Non - Fatal	Killed	Injured	
PAKISTAN							
2013-14		8359	3500	4859	4348	9777	9423
2014-15		7865	3214	4651	3954	9661	8949
2015-16		9100	3591	5509	4448	11544	10636
2016-17		9582	4036	5546	5047	12696	11317
2017-18		11121	4829	6292	5948	14489	13134
2017	Aug	904	399	505	470	1059	1063
	Sep	995	432	563	535	1348	1197
	Oct	1022	440	582	515	1352	1224
	Nov	930	397	533	510	1294	1092
	Dec	931	423	508	544	1182	1088
2018	Jan	815	341	474	405	1022	959
	Feb	795	329	466	406	975	930
	Mar	921	372	549	459	1281	1096
	Apr	970	427	543	506	1234	1135
	May	1001	477	524	574	1202	1154
	Jun	978	418	560	576	1385	1177
	Jul	901	407	494	483	1036	1040
	Aug	968	418	550	508	1181	1160



Note: Data from July, 2012 onward includes ICTs.

* Included Islamabad

Contd.

9.1 Data on Traffic Accidents

Year/Month	Total Number of Accidents	Accident		Persons		Total Number of Vehicles Involved
		Fatal	Non - Fatal	Killed	Injured	
ISLAMABAD						
2013-14	256	120	136	132	206	256
2014-15	216	107	109	118	182	217
2015-16	244	120	124	140	209	244
2016-17	226	127	99	129	124	216
2017-18	259	157	102	167	162	259
2017	Aug	15	11	4	11	15
	Sep	30	19	11	20	30
	Oct	14	8	6	8	14
	Nov	21	12	9	12	21
	Dec	26	15	11	15	26
2018	Jan	23	8	15	11	23
	Feb	27	17	10	18	27
	Mar	19	9	10	11	19
	Apr	24	13	11	14	24
	May	28	24	4	25	28
	Jun	15	11	4	12	15
	Jul	24	7	17	7	24
	Aug	18	8	10	9	18
PUNJAB						
2013-14	3696	1717	1979	2145	3941	3696
2014-15	3054	1435	1619	1750	3652	3054
2015-16	3288	1576	1712	2053	4550	3288
2016-17	3819	1989	1830	2494	5231	3819
2017-18	5093	2708	2385	3371	6772	5093
2017	Aug	410	225	185	271	410
	Sep	452	243	209	314	452
	Oct	481	250	231	298	481
	Nov	426	223	203	297	426
	Dec	418	241	177	302	418
2018	Jan	379	185	194	219	379
	Feb	341	176	165	215	341
	Mar	466	224	242	271	466
	Apr	462	230	232	276	462
	May	459	274	185	344	459
	Jun	436	239	197	318	436
	Jul	378	233	145	262	368
	Aug	421	247	174	276	421
SINDH						
2013-14	945	613	332	791	893	1103
2014-15	881	583	298	771	863	1029
2015-16	924	634	290	749	754	1144
2016-17	880	608	272	786	970	1009
2017-18	848	586	262	802	838	1015
2017	Aug	66	48	18	63	74
	Sep	77	47	30	68	103
	Oct	84	60	24	69	94
	Nov	64	48	16	74	75
	Dec	77	50	27	87	85
2018	Jan	60	43	17	48	66
	Feb	62	38	24	63	68
	Mar	71	50	21	66	95
	Apr	88	64	24	76	100
	May	72	48	24	49	85
	Jun	62	44	18	90	99
	Jul	86	56	30	86	93
	Aug	85	53	32	61	91

Contd.

9.1 Data on Traffic Accidents

Year/Month	Total Number of Accidents	Accident		Persons		Total Number of Vehicles Involved
		Fatal	Non - Fatal	Killed	Injured	

KHYBER P.K.

2013-14		3120	877	2243	1033	4257	3934
2014-15		3399	942	2457	1137	4524	4260
2015-16		4287	1083	3204	1299	5527	5490
2016-17		4256	1103	3153	1317	5804	5736
2017-18		4425	1119	3306	1295	6093	6052
	2017 Aug	378	94	284	99	481	512
	Sep	393	100	293	103	533	548
	Oct	396	101	295	117	602	567
	Nov	371	94	277	106	539	503
	Dec	376	101	275	117	454	509
	2018 Jan	317	84	233	100	407	435
	Feb	334	85	249	95	410	451
	Mar	333	73	260	90	492	469
	Apr	350	95	255	106	497	481
	May	391	92	299	109	498	509
	Jun	422	106	316	134	608	566
	Jul	384	94	290	110	482	514
	Aug	423	102	321	140	589	583

BALOCHISTAN

2013-14		342	173	169	247	480	434
2014-15		315	147	168	178	440	389
2015-16		357	178	179	207	504	470
2016-17		401	209	192	321	567	537
2017-18		496	259	237	313	624	715
	2017 Aug	35	21	14	26	35	52
	Sep	43	23	20	30	53	64
	Oct	47	21	26	23	51	68
	Nov	48	20	28	21	56	67
	Dec	34	16	18	23	42	50
	2018 Jan	36	21	15	27	39	56
	Feb	31	13	18	15	49	43
	Mar	32	16	16	21	37	47
	Apr	46	25	21	34	84	68
	May	51	39	12	47	58	73
	Jun	43	18	25	22	62	61
	Jul	29	17	12	18	26	41
	Aug	21	8	13	22	45	47

Source: Provincial Police Departments & ICT Police.

9.2 Data on Telecommunication 2018

Months	Distribution of Cellular Mobile Subscribers					
	Total	PMCL (Jazz)	CM Pak (Zong)	PTML (Ufone)	Telenor	Warid
Jan	145995702	54035798	30534042	19308980	42116882	--
Feb	147536536	54571546	30827833	19595008	42542149	--
Mar	149101917	55117456	31139251	19890781	42954429	--
Apr	150169643	55424744	31065992	20198669	43480238	--
May	150322129	55507996	30983977	20295497	43534659	--
Jun	150238653	55469118	30890633	20314686	43564216	--
Jul	150553783	55597047	31021206	20499075	43436455	--
Aug	151089925	56006446	31166960	20616112	43300407	--
Sep						
Oct						
Nov						
Dec						

Source : Pakistan Telecommunication Authority, Islamabad.

Note:- Warid merged PMCL (Moblink) with new name Jazz from January-2017.

9.3 Visitors at Archaeological Museum in Pakistan

Area/ attraction	June, 2018		July, 2018		August, 2018	
	Foreigner	National	Foreigner	National	Foreigner	National
PAKISTAN	1070	290922	2044	239942	2317	291787
ISLAMABAD	316	123395	583	101291	712	117670
Pakistan Museum of Natural History	15	18536	43	18607	51	16497
Lok Virsa Heritage Museum	110	40674	312	32099	321	30686
Pakistan Monument Museum	168	63946	217	49926	312	69807
Pakistan Railway Heritage Museum	23	239	11	659	28	680
PUNJAB	589	156737	813	107387	1008	138434
Lahore Museum Lahore	105	21234	205	21059	254	18920
Allama Iqbal Library & Museum, Sialkot.	3	750	4	770	4	1480
Museum, Taxila, Rawalpindi	327	41124	480	37611	614	20690
Museum, Harappa, Sahiwal.	5	22432	10	9378	17	42607
Allama Iqbal Museum, Javaid Manzil, Lahore	6	1002	3	1123	4	1365
PMDC Khewara Mines Museum, Chakwal	143	70195	111	37446	115	53372
SINDH	137	7496	322	17184	458	32161
National Museum of Pakistan, Karachi	8	761	19	2435	3	2667
Sindh Provincial Museum, Hyderabad.	*	*	6	2152	3	2510
Museum, Banbhore, Thatta.	2	1854	9	300	2	2372
Museum, Moenjodaro, Larkana.	2	919	30	3280	16	1420
Museum Umerkot, Tharparkar.	-	3461	-	8816	-	9059
Quid-e-Azam Birth Place, Karachi.	-	54	-	76	2	2535
Quid-e-Azam House Museum, Karachi.	125	447	258	125	432	11598
KHYBER PAKHTUNKHWA	28	3134	326	13925	139	3358
Peshawar Museum, Peshawar.	26	1511	80	4098	82	1588
Museum Saidu Sharif, Swat.	2	1151	234	9342	57	945
Dir Museum, Chakdara	-	472	12	485	-	825
BALUCHISTAN	-	160	-	155	-	164
Museum Balochistan, Quetta.	-	160	-	155	-	164

* Museum closed due to maintenance & repairing work

Source:-Department of Archaeology and Museum,
Government of Pakistan & Provincial Government

9.4 Visitors at Heritage Site in Pakistan

Area/ attraction	June, 2018		July, 2018		August, 2018	
	Foreigner	National	Foreigner	National	Foreigner	National
PAKISTAN	985	751646	1237	558906	1335	659102
PUNJAB	810	740501	1114	541507	1234	627656
Jahangir's Tomb, Lahore	25	13327	41	15655	74	16023
Shalimar Garden, Lahore	56	59833	82	32807	140	41279
Royal Fort (Shahi Qila), Lahore	392	528785	498	411056	379	457057
Hiran Minar & Tank, Sheikhpura	5	75000	3	35000	10	50000
Harappa, Sahiwal	5	22432	10	9378	17	42607
Taxila, Rawalpindi	327	41124	480	37611	614	20690
SINDH	155	10974	55	16459	57	21191
Banbhore , Thatta.	2	1854	9	300	2	2372
Makli Hill Monument, Thatta	151	4740	13	4063	39	8340
Moenjodaro, Larkana.	2	919	30	3280	16	1420
Umerkot Fort, Tharparkar.	-	3461	3	8816	-	9059
KHYBER PAKHTUNKHWA.	20	171	68	940	44	10255
Remains of Takht-i-Bhai, Mardan	*	*	-	400	10	10000
Butkara Site Museum, Saidu Sharif, Swat	-	21	48	340	14	30
Julian Site, Haripur	20	150	20	200	20	225
BALUCHISTAN						

Source: Department of Archaeology and Museum.
Government of Pakistan & Provincial Government.

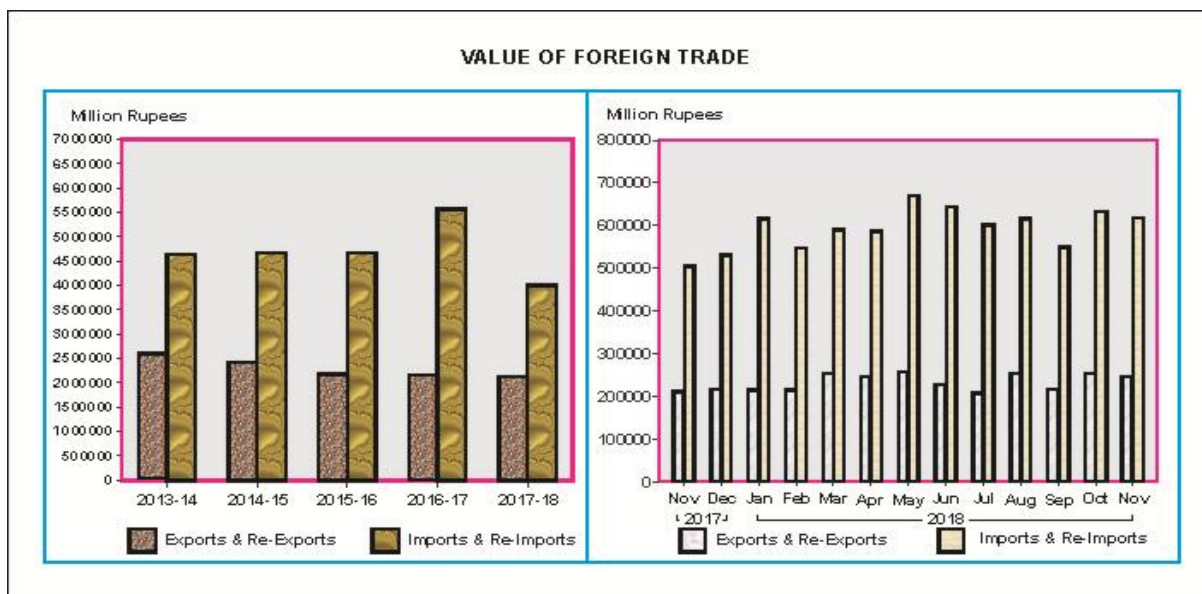
10. TRADE

10.1 Value of Foreign Trade

(Million Rupees)

Year / Month	Exports	Re-Exports	Imports	Re-Imports	Balance of Trade
2013-14	2,583,463.2	16,369.1	4,630,520.8	1,855.7	-2,032,544.2
2014-15	2,397,513.0	20,191.2	4,644,151.6	20,961.9	-2,247,409.3
2015-16	2,166,846.4	18,574.8	4,658,748.9	20,748.0	-2,494,075.7
2016-17	2,138,185.6	30,564.7	5,539,720.6	22,200.3	-3,393,170.6
2017-18	2,555,043.3	39,299.0	6,694,896.7	28,410.1	-4,128,964.5
2017 Nov	207,301.0	2,939.1	501,304.9	2,232.0	-293,296.8
Dec	214,351.8	2,985.4	530,144.4	2,162.7	-314,969.9
2018 Jan	216,948.0	203.7	614,925.2	3,109.5	-400,883.0
Feb	209,414.5	3,772.2	526,140.8	2,238.2	-315,192.3
Mar	249,551.3	3,148.4	588,568.5	2,511.2	-338,380.0
Apr	245,477.8	3,592.1	586,223.9	2,359.5	-339,513.5
May	246,906.8	4,410.1	667,561.9	2,403.4	-418,648.4
Jun	223,785.8	2,838.7	672,111.9	2,467.8	-447,955.2
Jul	203,652.5	3,142.4	597,827.6	2,647.8	-393,680.5
Aug	249,239.6	1,599.6	614,125.7	2,878.3	-366,164.8
Sep	213,771.1	2,792.8	545,495.8	3,040.6	-331,972.5
Oct	247,216.6	3,139.4	626,030.9	4,205.5	-379,880.4
Nov	245,484.1	2,625.4	611,629.9	4,557.3	-368,077.7

* : Provisional



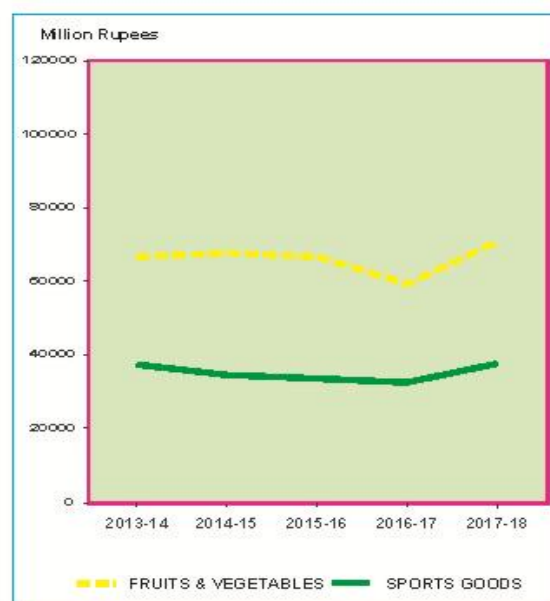
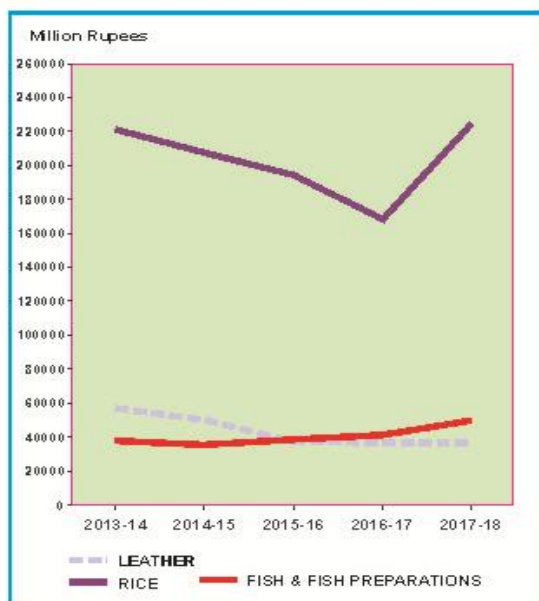
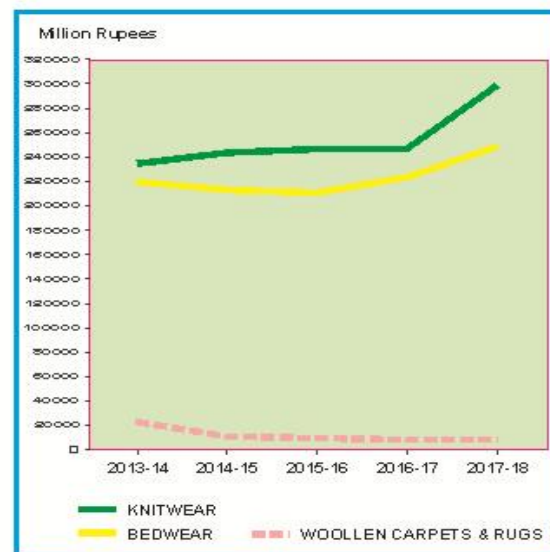
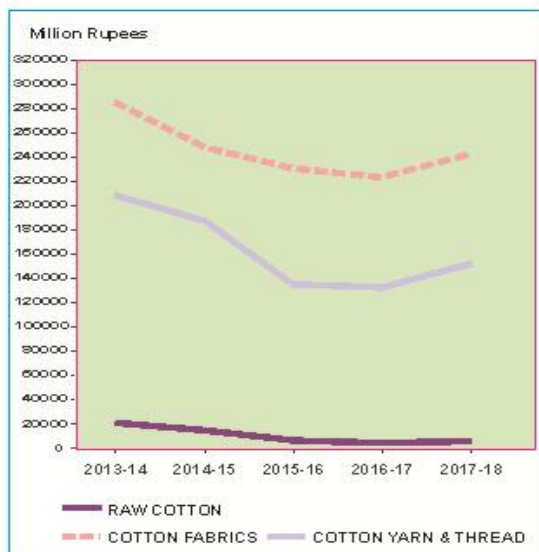
10.2 Exports by Commodity/Group

(Million Rupees)

Year/ Month	Raw Cotton	Cotton Fabrics	Cotton Yarn and Thread	Knitwear	Bedwear	Woollen Carpets & Rugs	Leather	Rice	Fish & Fish Prepara- tions	Fruits & Vege- tables	Sports goods
2013-14	21,352.5	285,130.2	207,199.9	235,564.7	219,961.7	12,616.2	56,496.4	222,906.7	37,917.6	66,703.9	37,259.6
2014-15	14,932.7	248,430.9	188,615.4	243,718.7	213,017.9	11,772.5	49,582.8	206,266.3	35,429.4	67,864.3	34,293.6
2015-16	7,948.1	230,757.3	134,027.9	246,267.3	210,543.5	9,896.6	37,802.9	194,249.6	33,918.4	66,839.6	33,861.6
2016-17	4,559.0	223,675.4	131,813.2	247,242.0	223,811.6	8,053.9	36,182.8	168,244.0	41,213.9	59,241.8	32,285.1
2017-18	6,183.6	242,374.4	151,203.3	298,374.2	248,537.7	8,188.7	36,329.9	224,739.5	49,755.5	70,562.2	37,710.2
2017 Nov	804.4	18,201.5	11,756.7	23,840.3	20,239.9	840.7	3,087.0	20,315.7	4,660.2	3,951.3	2,661.2
Dec	337.3	19,458.4	11,724.8	25,685.4	19,243.0	717.9	2,970.3	21,615.8	3,720.1	8,190.4	2,848.2
2018 Jan	182.7	20,141.6	8,598.8	23,608.4	20,004.4	557.7	3,223.9	24,063.8	3,205.4	11,602.7	3,502.9
Feb	65.2	19,469.5	13,304.8	21,344.1	19,005.0	578.3	2,588.4	21,467.6	3,816.9	9,191.3	3,295.5
Mar	30.9	22,939.7	14,362.0	25,799.1	22,007.1	796.2	3,147.9	26,084.8	5,760.0	8,994.3	3,494.4
Apr	85.6	22,317.6	14,997.0	26,730.9	20,942.6	643.1	3,513.8	21,386.8	6,455.9	5,641.8	3,554.0
May	111.7	22,128.9	15,054.0	28,870.5	23,092.6	700.6	3,863.3	24,232.1	6,052.8	5,210.5	4,287.8
Jun	82.4	22,386.5	14,764.5	30,633.1	24,435.1	730.5	3,078.1	17,328.5	3,215.6	3,979.1	3,489.5
Jul	111.5	17,931.3	14,600.9	24,967.5	20,488.8	753.1	2,295.7	13,803.1	1,472.8	5,029.6	3,748.5
Aug	296.1	25,075.8	13,224.8	34,553.2	28,522.3	650.0	2,780.2	13,978.1	2,193.7	5,594.1	3,190.7
Sep	466.3	22,618.8	11,135.3	27,486.1	23,423.8	448.7	2,566.9	10,947.7	4,681.5	5,850.7	2,748.7
Oct	661.2	24,019.4	10,344.8	34,094.7	24,707.3	865.7	3,183.1	16,777.8	5,538.9	5,772.3	3,381.6
Nov	220.8	22,271.8	10,648.7	33,684.5	25,993.8	838.3	2,976.3	21,670.6	4,673.9	5,362.2	3,078.2

*: Provisional

EXPORTS BY COMMODITY/GROUP

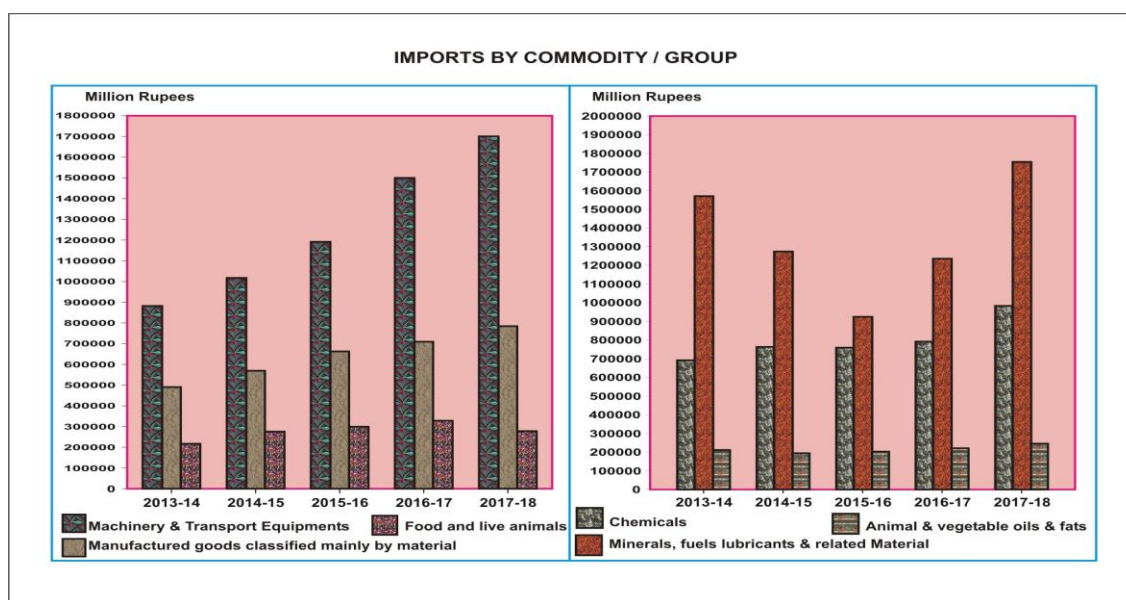


10.3 Imports by Commodity/Group

(Million Rupees)

Year/Month	Machinery and Transport equipment	Manufactured goods classified mainly by material	Food and Live animals	Chemicals	Mineral Fuels, Lubricants and related materials	Animal or Vegetable oils & fats
2013-14	886,479.3	496,850.9	221,052.9	691,397.7	1,570,968.0	213,427.6
2014-15	1,019,546.8	571,607.2	280,008.3	761,241.6	1,274,835.8	193,222.0
2015-16	1,197,306.7	661,908.8	305,420.7	755,705.4	927,237.0	201,551.1
2016-17	1,571,759.2	718,013.5	332,265.7	796,180.6	1,237,043.7	221,074.1
2017-18	1,745,028.3	795,491.6	282,441.2	983,359.6	1,754,675.1	248,760.5
2017 Nov	127,151.2	60,723.1	22,662.3	78,540.0	131,896.4	21,341.7
Dec	144,109.7	67,777.7	25,351.3	76,793.5	133,722.8	19,877.3
2018 Jan	189,136.7	71,674.4	27,148.3	79,008.0	149,510.2	20,295.4
Feb	133,887.8	65,806.9	20,665.6	76,297.8	133,986.1	16,251.6
Mar	140,481.8	75,998.3	23,703.3	88,910.9	154,162.7	23,485.1
Apr	148,266.7	65,019.8	19,244.4	85,865.1	158,288.1	23,469.9
May	164,534.7	73,083.4	21,299.4	106,330.0	188,445.0	19,692.4
Jun	177,866.9	69,574.1	21,661.1	93,173.9	199,198.2	20,055.0
Jul	128,252.4	70,531.5	25,115.5	93,080.7	182,972.0	22,417.8
Aug	129,424.5	72,337.5	25,594.7	106,788.5	190,144.2	19,838.9
Sep	121,838.0	63,017.6	27,883.3	89,308.2	156,540.1	23,519.0
Oct	126,773.2	78,482.8	30,553.7	100,578.7	196,154.0	20,407.8
Nov	126,383.9	63,092.0	28,096.5	103,398.9	197,410.3	23,721.3

* : Provisional



10.4 Exports by Selected Commodities in Dollars

(In Thousand Dollar)

Groups/commodities	Unit	November, 2018		Cuml, From July, 2018		November, 2017		Cuml, From July, 2017	
		Quantity	Value	Quantity	Value	Quantity	Value	Quantity	Value
GRAND TOTAL			1838775		9108784		1967502		9004353
A.PRIMARY COMMODITIES			295380		1390826		341538		1272368
01.RICE	MT	355458	162321	1155536	603149	428925	192817	1318471	650772
(I) RICE BASMATI	MT	29185	28504	190997	193855	31927	34469	154883	167014
(II) RICE OTHER VARIETIES	MT	326273	133817	964539	409294	396998	158348	1163588	483758
02.FISH AND FISH PREPARATIONS	KG	16247404	35010	60760119	144785	18337177	44230	66204005	166396
03.FRUIT & VEGETABLES INCL.JUICES	KG	122909173	41406	506464775	225286	63895559	38905	296118458	176722
(I) FRUITS	KG	29717848	20555	185372411	150189	30617249	26430	149806370	122886
(II) VEGETABLES	KG	91183552	19610	310897066	67036	31692773	11071	136518924	45621
(III) FRUIT & VEGETABLE JUICES	KG	2007773	1241	10195298	8061	1585537	1403	9793164	8216
04.WHEAT	MT	1251	267	457940	96388			173	45
05.WHEAT FLOUR	MT	34498	9484	202014	46729	2157	613	163333	44680
06.SPICES(INCL. CHILLIES)	KG	1963191	6354	8179796	32706	2096734	7184	8348703	28914
07.OIL SEEDS, NUTS AND KERNALS	KG	11256884	16677	31087522	43143	4196917	4795	15573462	17919
08.LEGUMINOUS VEGETABLE	KG								
09.FLOWERS	KG	90703	150	401455	660	36534	58	157272	331
10.RAW HIDES AND SKINS	KG			14450	31			4240	50
11.RAW WOOL AND ANIMAL HAIR	KG	227731	372	1414363	2355	239847	362	1024833	1544
(I) RAW WOOL	KG	41941	89	384954	797	24946	56	137392	339
(II) ANIMAL HAIR	KG	185790	283	1029409	1558	214901	306	887441	1205
12.CRUDE ANIMAL MATERIAL	KG	3697329	3767	13539175	15260	1965212	2406	7927360	10088
13.CRUDE FERTILIZER	MT	2243	205	6958	651	890	162	3340	459
14.MOLASSES	KG	374517	57	74811067	7282	6631240	809	68983230	9127
15.RAW COTTON	MT	919	1654	8526	13772	4648	7634	30317	50200
16.COTTON WASTE	MT	3632	4237	18601	22532	4156	5471	23699	27716
17.PETROLEUM CRUDE	MT			184195	104162	45355	19691	135320	52770
18.MARBLES AND STONES	MT	155391	6970	521594	23733	107612	4982	301393	20485
19.TOBACCO	KG	2712559	6448	3332780	8201	3116320	11419	3828982	14147
(I) UN-MANUFACTURED	KG	2650328	6268	2987420	7222	3062755	11214	3621360	13250
(II) MANUFACTURED EXCL.CIGARET	KG	62231	180	345360	980	53565	205	207622	897
20.COKE	MT								
B.TEXTILES MANUFACTURES			1070940		5356456		1089782		5309948
01.COTTON YARN	KG	30827368	79506	178026531	472454	43368809	111430	214509327	553682
02.COTTON CLOTH	SQM	245978482	166825	1.102E+09	880100	169453221	172751	860066208	887835
03.ARTICLES OF APPAREL & CLOTHI ACCESSORIES (EXCL. KNITWEARS)	DOZ	4139948	212178	19258449	1021718	3295336	214897	15305859	1019539
04.ART SILK AND SYNTHETIC TEXTIL	SQM	28938886	22925	147493121	122723	26220011	23346	130019510	124079
05.COTTON THREAD	KG	71519	258	166219	640	34167	154	146850	629
06.TEXTILE FABRICS WOVEN(OTHER THAN COTTON & ARTIFICIAL FABRI	--		351		1417		525		2042
07.TULE, LACE, EMBROIDERY ETC	--		1013		6178		1441		6840
08.COTTON BAGS/SACKS	MT	734	1005	3961	5608	336	725	2130	4648
09.TENTS & OTHER CANVAS GOODS	KG	3103053	7603	11584118	32233	4049798	11751	12516921	35342
10.BED WEAR	KG	36385517	194704	180960000	968151	30498726	192098	156823083	947404
11.TOWELS	KG	14616772	64697	74657334	314348	20245150	69167	85928362	321787
12.TEXTILE MADE UPS (EXCL. TOWE & BED WEAR)	--		61295		282983		59877		280376
13.KNITWEARS	DOZ	10524742	252310	48314868	1215230	9328018	226269	43387976	1098284
14.WASTE MATERIAL OF TEXTILE FIBRES/FABRICS	KG	2444993	1896	11954775	8696	1638431	1461	8298435	6040
15.YARN OTHER THAN COTTON YARN	KG	670728	2271	3988736	12312	839355	2428	4407742	12525
16.KINTTED OR CROCHATED FABRICS	SQM	780148	2103	4463167	11666	703703	1461	4400535	8897
C.OTHER MANUFACURES			320665		1588654		328536		1556818
01.CIGARETTES	THNO			29	1	340	8	6055	132

Contd.

10.4 Exports by Selected Commodities in Dollars

(In Thousand Dollar)

Groups/commodities	Unit	November, 2018		Cuml, From July, 2018		November, 2017		Cuml, From July, 2017	
		Quantity	Value	Quantity	Value	Quantity	Value	Quantity	Value
02.LEATHER	SQM	1781464	22294	8703800	108314	2360137	29298	10934757	132360
03.CARPETS,RUGS AND TAPESTRIES	SQM	153652	6355	636276	28293	189890	8105	804070	33585
(I) WOOLLEN CARPETS AND RUGS	SQM	147938	6280	601441	27843	172141	7979	689972	32885
(II) WOOLLEN CARPET MACHINE M	SQM	26	1	26	1	19	1	211	4
(III) TAPESTRY CLOTH	SQM								
(IV) CARPETS KNOTTED & OTHER	SQM	5688	75	34809	450	17730	125	113887	696
FLOOR COVERING									
04.PETROLEUM PRODUCTS	MT	41646	29168	163958	112562	29274	18442	159954	81972
05.FEEDING STUFF FOR ANIMALS	KG	51622724	11560	289807107	43190	37919525	7442	180092539	24919
06.CHEMICALS AND PHARMACEUTICA	--		84110		478767		90575		455836
PRODUCTS									
(I) PLASTIC MATERIALS	KG	19569342	25888	99259828	133255	18192494	20473	95110592	99794
(II) PHARMACAUTICAL PRODUCTS.	KG	881336	14615	4864781	85323	957409	17969	4720756	86249
(III) FERTILIZER MANUFACTURES	MT							198214	43468
(IV) OTHER CHEMICAL	--		43607		260190		52133		226326
07.RUBBER MANUFACTURES	--		1936		7290		1548		7513
08.PAPER AND PAPER BOARD	KG	2591247	5861	16863668	37700	3227519	7473	16452773	37593
09.GUAR AND GUAR PRODUCTS	KG	1869019	3120	9006630	14702	1901634	2782	8339137	11977
10.CUTLERY	--		7367		36209		7890		38274
11.GOLD	GM								
12.COPPER AND ARTICLES THEREOF	--		25772		82448		18940		64589
13.MACHINERY & TRANSPORT EQUIPMEN			10860		69807		16662		84546
(INCL.ENGINEERING ELECTRICALS)									
(I) ELECTRIC FANS	NO	63177	1002	432409	8583	86687	1736	376853	7494
(II) TRANSPORT EQUIPMENT	--		1718		7772		1656		9524
(III) OTHER ELECTRICAL MACHINE	--		2194		12861		2146		15782
(IV) MACHINERY SPECIALIZED	--		2552		15997		1742		13830
PARTICULARS INDUSTRIES									
(V) AUTO PARTS	--		1336		7136		1631		6899
(VI) OTHER MACHINERY	--		2058		17457		7751		31016
14.FOOTWEARS	PAIR	754824	7571	4000493	45863	716857	8151	3443254	39372
(I) LEATHER FOOTWEAR	PAIR	519954	6804	2573800	40806	502020	7443	2216605	35200
(II) CANVAS FOOTWEAR	PAIR	266	1	9833	36	3829	7	22287	92
(III) OTHER FOOTWEAR	PAIR	234604	766	1416860	5021	211008	701	1204362	4081
15.LEATHER MANUFACTURES(EXCL.	--		43685		204493		44253		219720
LEATHER FOOTWEARS)									
(I) LEATHER GLOVES	DOZ	542706	19901	2348976	88904	473881	18414	2599162	85769
(II) APPAREL & CLOTHING	DOZ	99597	22484	404961	110917	63298	24870	318239	129389
(III) OTHER LEATHER MANUFACTUR	KG	133067	1300	464933	4673	64846	969	338619	4562
16.HOUSE-HOLD EQUIPMENT	KG	490326	1350	2553135	8352	667125	2095	3323582	10693
17.SPORTS GOODS	--		23057		127065		25257		125658
(I) FOOT BALLS COMPLETE	DOZ	273463	11040	1307483	61118	204299	12474	1264303	63585
(II) GLOVES (SPORTS)	DOZ	166119	7984	873962	46144	176914	8638	859924	42182
(III) OTHER	--		4034		19803		4146		19891
18.SURGICAL GOODS,MEDICAL	NO	8002417	33090	66434966	157326	19168408	35836	74835690	157479
INSTRUMENTS AND APPLIANCES									
19.ONYX MANUFACTURED	KG	141924	435	858385	2189	177812	472	821996	2349
20.HANDICRAFTS	--						4		4005
21.TEXTILE PRODUCT & ARTICLE	KG	16963	86	141980	671	26399	129	173534	846
FOR TECHNICAL USE									
22.BOOKS AND PRINTED MATTERS	--		283		2091		444		1829
23.PIG IRON	MT			497	236			19	12
24.PRECIOUS/SEMI-PRECIOUS STON	GM	231425	190	1499007	1390	316382	302	1582595	1528
25.JEWELLERY	--		485		2503		393		1614
26.ARTICLES OF PLASTIC	KG	651447	1683	5964733	14627	899611	1764	6753512	16404
27.FURNITURE	NO	29858	279	118747	1653	17476	237	95049	1672
28.PARTS OF FOOTWEAR	--		67		912		33		338
D.OTHERS	--		151790		772848		207646		865220

10.5 Exports by Selected Commodities in Rupees

(In Thousand Rupees)

Groups/commodities	Unit	November, 2018		Cuml, From July, 2018		November, 2017		Cuml, From July, 2017	
		Quantity	Value	Quantity	Value	Quantity	Value	Quantity	Value
GRAND TOTAL			245484102		1159363892		207301011		948607372
A.PRIMARY COMMODITIES			39434480		177214800		35985325		134044021
01.RICE	MT	355458	21670560	1155536	77177253	428925	20315659	1318471	68560104
(I) RICE BASMATI	MT	29185	3805430	190997	24528205	31927	3631742	154883	17594860
(II) RICE OTHER VARIETIES	MT	326273	17865130	964539	52649048	396998	16683916	1163588	50965244
02.FISH AND FISH PREPARATIONS	KG	16247404	4673920	60760119	18560830	18337177	4660200	66204005	17528703
03.FRUIT & VEGETABLES INCL.JUICES	KG	122909173	5527906	506464775	28629093	63895559	4099119	296118458	18617625
(I) FRUITS	KG	29717848	2744160	185372411	19007358	30617249	2784781	149806370	12945720
(II) VEGETABLES	KG	91183552	2618036	310897066	8601586	31692773	1166487	136518924	4806330
(III) FRUIT & VEGETABLE JUICES	KG	2007773	165709	10195298	1020149	1585537	147851	9793164	865575
04.WHEAT	MT	1251	35700	457940	11974995			173	4773
05.WHEAT FLOUR	MT	34498	1266173	202014	5903413	2157	64604	163333	4707248
06.SPICES(INCL. CHILLIES)	KG	1963191	848333	8179796	4178738	2096734	756906	8348703	3046013
07.OIL SEEDS, NUTS AND KERNALS	KG	11256884	2226471	31087522	5602223	4196917	505210	15573462	1887672
08.LEGUMINOUS VEGETABLE	KG								
09.FLOWERS	KG	90703	19978	401455	83857	36534	6098	157272	34922
10.RAW HIDES AND SKINS	KG			14450	3851			4240	5255
11.RAW WOOL AND ANIMAL HAIR	KG	227731	49615	1414363	298031	239847	38167	1024833	162679
(I) RAW WOOL	KG	41941	11856	384954	100752	24946	5927	137392	35695
(II) ANIMAL HAIR	KG	185790	37759	1029409	197279	214901	32240	887441	126983
12.CRUE ANIMAL MATERIAL	KG	3697329	502898	13539175	1947972	1965212	253542	7927360	1062747
13.CRUE FERTILIZER	MT	2243	27434	6958	83127	890	17030	3340	48405
14.MOLASSES	KG	374517	7624	74811067	923574	6631240	85277	68983230	961349
15.RAW COTTON	MT	919	220778	8526	1755951	4648	804367	30317	5287708
16.COTTON WASTE	MT	3632	565666	18601	2866226	4156	576402	23699	2919952
17.PETROLEUM CRUDE	MT			184195	13099721	45355	2074672	135320	5560239
18.MARBLES AND STONES	MT	155391	930552	521594	3043143	107612	524933	301393	2158093
19.TOBACCO	KG	2712559	860871	3332780	1082801	3116320	1203140	3828982	1490535
(I) UN-MANUFACTURED	KG	2650328	836822	2987420	957732	3062755	1181503	3621360	1396071
(II) MANUFACTURED EXCL.CIGARET	KG	62231	24049	345360	125069	53565	21636	207622	94464
20.COKE	MT								
B.TEXTILES MANUFACTURES			142974893		681548142		114822190		559400723
01.COTTON YARN	KG	30827368	10614349	178026531	59872036	43368809	11740506	214509327	58331136
02.COTTON CLOTH	SQM	245978482	22271761	1.102E+09	111917015	1.69E+08	18201538	860066208	93532327
03.ARTICLES OF APPAREL & CLOTHI ACCESSORIES (EXCL. KNITWEARS)	DOZ	4139948	28326638	19258449	130096288	3295336	22642073	15305859	107410683
04.ART SILK AND SYNTHETIC TEXTIL	SQM	28938886	3060552	147493121	15612368	26220011	2459818	130019510	13071626
05.COTTON THREAD	KG	71519	34408	166219	82428	34167	16222	146850	66307
06.TEXTILE FABRICS WOVEN(OTHER THAN COTTON & ARTIFICIAL FABRI	--		46923		180768		55290		215086
07.TULE, LACE, EMBROIDERY ETC	--		135271		785747		151878		720623
08.COTTON BAGS/SACKS	MT	734	134113	3961	711616	336	76389	2130	489616
09.TENTS & OTHER CANVAS GOODS	KG	3103053	1015091	11584118	4120495	4049798	1238129	12516921	3723285
10.BED WEAR	KG	36385517	25993849	180960000	123135980	30498726	20239905	156823083	99807874
11.TOWELS	KG	14616772	8637308	74657334	40017966	20245150	7287645	85928362	33899462
12.TEXTILE MADE UPS (EXCL. TOWE & BED WEAR)	--		8183199		36071394		6308824		29537139
13.KNITWEARS	DOZ	10524742	33684459	48314868	154785920	9328018	23840252	43387976	115702669
14.WASTE MATERIAL OF TEXTILE FIBRES/FABRICS	KG	2444993	253130	11954775	1109756	1638431	153955	8298435	636285
15.YARN OTHER THAN COTTON YARN	KG	670728	303121	3988736	1563006	839355	255864	4407742	1319309
16.KINTTED OR CROCHATED FABRICS	SQM	780148	280722	4463167	1485359	703703	153901	4400535	937297
C.OTHER MANUFACURES			42810059		202299436		34615424		164010840
01.CIGARETTES	THNO			29	62	340	853	6055	13922
02.LEATHER	SQM	1781464	2976288	8703800	13802132	2360137	3086953	10934757	13944112
03.CARPETS,RUGS AND TAPESTRIES	SQM	153652	848385	636276	3613024	189890	853920	804070	3538175

Contd.

10.5 Exports by Selected Commodities in Rupees

(In Thousand Rupees)

Groups/commodities	Unit	November, 2018		Cuml, From July, 2018		November, 2017		Cuml, From July, 2017	
		Quantity	Value	Quantity	Value	Quantity	Value	Quantity	Value
(I) WOOLLEN CARPETS AND RUGS	SQM	147938	838345	601441	3555880	172141	840662	689972	3464416
(II) WOOLLEN CARPET MACHINE M	SQM	26	88	26	88	19	56	211	457
(III) TAPESTRY CLOTH	SQM								
(IV) CARPETS KNOTTED & OTHER FLOOR COVERING	SQM	5688	9952	34809	57056	17730	13202	113887	73302
04.PETROLEUM PRODUCTS	MT	41646	3894080	163958	14323153	29274	1943072	159954	8636046
05.FEEDING STUFF FOR ANIMALS	KG	51622724	1543337	289807107	5525064	37919525	784099	180092539	2625251
06.CHEMICALS AND PHARMACEUTICA PRODUCTS	--		11229082		60929750		9543213		48022405
(I) PLASTIC MATERIALS	KG	19569342	3456093	99259828	16955354	18192494	2157049	95110592	10513101
(II) PHARMACAUTICAL PRODUCTS.	KG	881336	1951227	4864781	10858580	957409	1893244	4720756	9086640
(III) FERTILIZER MANUFACTURES	MT							198214	4578737
(IV) OTHER CHEMICAL	--		5821762		33115816		5492920		23843927
07.RUBBER MANUFACTURES	--		258489		932493		163068		791515
08.PAPER AND PAPER BOARD	KG	2591247	782487	16863668	4784165	3227519	787384	16452773	3960432
09.GUAR AND GUAR PRODUCTS	KG	1869019	416472	9006630	1870093	1901634	293137	8339137	1261811
10.CUTLERY	--		983540		4617389		831290		4032218
11.GOLD	GM								
12.COPPER AND ARTICLES THEREOF	--		3440603		10592438		1995620		6804036
13.MACHINERY & TRANSPORT EQUIPMEN (INCL.ENGINEERING ELECTRICALS)			1449833		8844308		1755582		8907172
(I) ELECTRIC FANS	NO	63177	133820	432409	1080194	86687	182931	376853	789611
(II) TRANSPORT EQUIPMENT	--		229313		991052		174503		1003383
(III) OTHER ELECTRICAL MACHINE	--		292949		1638077		226147		1662574
(IV) MACHINERY SPECIALIZED PARTICULARS INDUSTRIES	--		340676		2027859		183566		1457047
(V) AUTO PARTS	--		178370		906429		171811		726793
(VI) OTHER MACHINERY	--		274705		2200697		816625		3267763
14.FOOTWEARS	PAIR	754824	1010757	4000493	5817802	716857	858806	3443254	4148027
(I) LEATHER FOOTWEAR	PAIR	519954	908391	2573800	5175923	502020	784206	2216605	3708458
(II) CANVAS FOOTWEAR	PAIR	266	80	9833	4442	3829	771	22287	9658
(III) OTHER FOOTWEAR	PAIR	234604	102286	1416860	637437	211008	73829	1204362	429911
15.LEATHER MANUFACTURES(EXCL. LEATHER FOOTWEARS)	--		5832117		26046259		4662616		23147450
(I) LEATHER GLOVES	DOZ	542706	2656853	2348976	11342162	473881	1940093	2599162	9035629
(II) APPAREL & CLOTHING	DOZ	99597	3001730	404961	14106511	63298	2620390	318239	13631227
(III) OTHER LEATHER MANUFACTUR	KG	133067	173533	464933	597586	64846	102132	338619	480594
16.HOUSE-HOLD EQUIPMENT	KG	490326	180295	2553135	1063213	667125	220708	3323582	1126546
17.SPORTS GOODS	--		3078240		16147779		2661193		13237958
(I) FOOT BALLS COMPLETE	DOZ	273463	1473824	1307483	7769068	204299	1314277	1264303	6698519
(II) GLOVES (SPORTS)	DOZ	166119	1065906	873962	5856434	176914	910112	859924	4443939
(III) OTHER	--		538510		2522278		436804		2095500
18.SURGICAL GOODS,MEDICAL INSTRUMENTS AND APPLIANCES	NO	8002417	4417606	66434966	20066628	19168408	3775747	74835690	16590597
19.ONYX MANUFACTURED	KG	141924	58066	858385	278561	177812	49744	821996	247423
20.HANDICRAFTS	--						451		421817
21.TEXTILE PRODUCT & ARTICLE FOR TECHNICAL USE	KG	16963	11491	141980	84726	26399	13593	173534	89102
22.BOOKS AND PRINTED MATTERS	--		37802		265011		46823		192689
23.PIG IRON	MT			497	30579			19	1237
24.PRECIOUS/SEMI-PRECIOUS STON	GM	231425	25380	1499007	175874	316382	31856	1582595	160964
25.JEWELLERY	--		64794		319709		41430		170015
26.ARTICLES OF PLASTIC	KG	651447	224749	5964733	1844085	899611	185832	6753512	1728159
27.FURNITURE	NO	29858	37285	118747	210883	17476	24987	95049	176143
28.PARTS OF FOOTWEAR	--		8881		114258		3449		35617
D.OTHERS	--		20264670		98301515		21878072		91151787

10.6 Imports by Selected Commodities in Dollars

(In Thousand Dollar)

Groups/commodities	Unit	November, 2018		Cuml, From July, 2018		November, 2017		Cuml, From July, 2017	
		Quantity	Value	Quantity	Value	Quantity	Value	Quantity	Value
GRAND TOTAL			4581354		23547620		4757900		23817646
A. FOOD GROUP			299765		1494621		331478		1668239
1.MILK AND CREAM	KG	4351759	6386	21141179	35137	6777925	14279	31703367	61259
2.WHEAT UNMILLED	MT	--	--	--	--	--	--	--	--
3.PULSES	KG	83322529	45689	452552097	247933	53407734	41941	246350121	214302
4.DRY FRUITS	KG	3660567	6872	8656302	15733	9752636	14170	57691226	78219
5.SUGAR REFINED	MT	574	295	2856	1489	700	428	4201	2524
6.TEA	KG	19831073	51946	93443588	250413	13842459	46703	74301952	230509
7.SPICES	KG	10336446	12538	58651117	65601	7734374	9248	56022091	66671
8.MILK FOOD FOR BABIES,INFT.,INVLD	KG	686835	4102	8465620	47274	1942614	12240	7301477	46582
9.BEVERAGES	LTR	968204	498	6949291	3330	501871	288	6590743	3836
10.PALM OIL	KG	271147597	164063	1246439248	786680	211912961	176782	1135934772	865819
11.SOYABEAN OIL	KG	10179979	7377	54895361	41031	19532164	15400	109389705	98516
B. MACHINERY GROUP			946666		4977559		1206796		6138822
1.POWER GENERATING MACH.	--		96062		522307		184015		1101571
2.AGRICULTURE MACHINERY&IMPLEMENTS	--		7188		51270		7494		48518
3.CONSTRUCTION & MINING MACHINERY	--		17387		120056		26890		168311
4.TEXTILE MACHINERY	--		43543		201622		45714		252245
5.METAL WORKING MACHINERY	--		17596		67465		8962		52004
6.GEN INDUSTRIAL MACH & EQU/PARTS NS	--		178807		924532		168266		1014862
7.OFFICE MACH.INCL.DATA PROS. EQUIP	--		39083		196468		51763		186171
8.TELECOM & SOUND RECORDING EQUIP	--		96420		541789		112922		557557
9.ELECTRICAL MACHINERY & APPARATUS	--		131395		732907		164255		813351
10.ROAD MOTOR VEHICLES	--		191362		1052443		236367		1160323
11.RAILWAY VEHICLES	--		3444		19053		22200		121379
12.AIRCRAFTS,SHIPS AND BOATS	--		36944		136303		81279		281669
13.OTHER MACHINERY	--		87434		411344		96668		380861
C. PETROLEUM GROUP			1357802		6534813		1123487		5555168
1.CRUDE PETROLEUM	MT	682695	380964	3793332	2065309	856180	299806	4425231	1461663
2.PETROLEUM PRODUCTS	MT	1095619	697138	4565080	2925379	1302370	625201	7419732	3262661
3.GAS NATURAL & MANUFACTURED	--		279700		1544125		198479		830844
D. TEXTILE GROUP			133118		640876		115773		616918
1.SYNTHETIC AND REGENERATED FIBRE	KG	20949577	47184	115271130	236453	15564430	35265	93662928	209224
2.SYNTHETIC & ARTIFICIAL SILK YARN	KG	23987409	51388	113720421	247878	23712684	48896	123645364	264781
3.WORN CLOTHING	KG	41365123	15274	190101713	69970	36860251	13604	178759089	65807
4.ARTICLES OF APPAREL & CLOTHING	--		14294		66353		11909		55256
5.BAGS & SACKS OF TEX. MATERIALS	MT	1054	1060	2650	3188	474	675	2982	4506
6.JUTE	MT	7886	3918	33005	17034	9030	5424	29093	17343
E. AGRICULTURE/OTH. CHEMICAL GROUP			773697		3874083		745261		3580251
1.ORGANIC CHEMICALS	--		189622		1008464		184564		873076

Contd.

10.6 Imports by Selected Commodities in Dollars

(In Thousand Dollar)

Groups/commodities	Unit	November, 2018		Cuml, From July, 2018		November, 2017		Cuml, From July, 2017	
		Quantity	Value	Quantity	Value	Quantity	Value	Quantity	Value
2.INORGANIC CHEMICALS	--		47086		218095		42680		203030
3.DYEING TANNING & COLOUR MATERIAL	KG	15647965	40410	77165460	211625	13163434	36514	69814248	196735
4.MEDICINAL PRODUCTS	KG	1748063	86500	9704202	469028	1866802	84287	8671934	419386
5.ESSENTIAL OIL, PERFUMES TOILT ETC	KG	8771911	25124	42083438	126814	9076539	26416	47899176	148745
6.FERTILIZER MANUFACTURED	MT	303808	130295	1299357	560618	355543	128560	1231397	452712
7.PLASTIC MATERIALS	KG	130318051	183412	619720463	920072	103062609	160732	607537841	918710
8.INSECTICIDES	KG	2637124	15464	12159844	76645	2281305	14608	10896961	71619
9.OTHER.CHEMICAL PRODUCTS	--		55784		282721		66899		296240
F. METAL GROUP			332435		2027590		365327		2047966
1.IRON ORES AND CONCENTRATES	MT	--	--	286	101	--	--	78	26
2.IRON AND STEEL SCRAP	MT	395993	117402	2057029	635091	469915	120581	2321824	656228
3.NON FERROUS BASE METAL WASTE & SCR	MT	24132	9267	136051	49859	19440	8570	81713	36288
4.IRON AND STEEL	MT	184479	139709	1409109	967811	241299	162403	1378070	939927
5.ALUMINIUM WROUGHT & WORKED	--		12526		91107		18906		86170
6.MANUFACTURES OF METAL NES	--		53531		283621		54867		329326
G. MISCELLANEOUS ITEMS			459825		2557633		526528		2602420
1.FEEDING STUFF FOR ANIMALS	KG	12080061	8429	64394946	47528	33322464	9463	189028228	82339
2.HIDES,SKINS AND FURSKINS RAW	KG	618818	2232	3352237	12221	533832	1988	3737994	14717
3.OIL SEEDS & OLEAGINOUS FRUITS	KG	174292466	94693	1131632831	516766	230094205	109080	1195722512	583724
4.RUBBER CRUDE INCL.SYNTH/RECLAIMED	KG	7922259	14215	40043527	71157	8459207	17417	39217613	78456
5.WOOD & CORK	--		9876		56628		9363		52961
6.PULP AND WASTE PAPER	KG	32083036	13654	227072321	96221	23096077	12587	142231552	68431
7.FERTILIZER CRUDE	MT	23017	7327	74361	24819	11763	4887	47885	20184
8.CRUDE ANIMAL&VEGETABLE MATERIALS	KG	7128201	10925	52042050	80717	5623398	11676	44620461	86485
9.COAL, COKE & BRIQUETTES	MT	1181869	117158	6548412	701057	1133834	121608	4629477	483677
10.ANIMAL OILS AND FATS	KG	2107728	1251	12222703	7596	5155541	3429	16659642	11115
11.ANIMAL/VEG, FAT OIL WAX ETC NES	KG	2453732	2593	10752530	12589	1257960	2092	6817350	10737
12.RUBBER TYRES & TUBES	NO	361239	13435	1737318	80781	764695	31242	3465543	165318
13.CORK/WOOD MFG.(EXCL FURNITURE)	KG	11057725	6302	46482631	27377	6147940	7163	27906587	31940
14.PAPER&PAPER BOARD & MANF. THEREOF	KG	45455918	43418	257397935	236497	48573142	46483	267883949	236865
15.CEMENT	MT	18111	693	108911	4588	26993	1151	147595	7366
16.PREFABRICATED BUILDSGS,SANITRY,PLG	--		9665		50582		14340		78714
17.FOOTWEAR	PAIR	1982983	7643	10640399	44919	2306088	10998	13615480	53406
18.PROFESSIONAL,SCIENTFIC & CONTROL	--		48072		244224		60213		287988
19.PHOTO EQPT, OPTICAL GOODS N.E.S.	--		6017		25810		5142		28584
20.PRINTED MATTERS	--		7414		32720		4887		24657
21.ARTICLES N.E.S. OF PLASTICS	KG	2640697	9780	15776094	57789	3009370	13211	15007082	66003
22.BABY CARRIAGES, TOYS GAMES ETC.	--		6449		31345		10023		43296
23.OFFICE STATIONERY SUPPLY N.E.S	--		3653		15229		4470		20812
24.JEWELLERY OFGOLD/SILVERSMITH WEAR	--		735		5375		1093		8740
25.MUSICAL INSTRUMENTS AND PARTS	--		11578		60872		10263		40299
26.ARTICLES & MFG. OF CAVING ETC.	--		850		4407		889		6841
27.GOLD.NON-MENETART NOT ORE/CONCEN	GM	45073	1765	200097	7819	33000	1370	219330	8764
ALL OTHER ITEMS	--		278046		1440445		343250		1607862

10.7 Imports by Selected Commodities in Rupees

(In Thousand Rupees)

Groups/commodities	Unit	November, 2018		Cuml, From July, 2018		November, 2017		Cuml, From July, 2017	
		Quantity	Value	Quantity	Value	Quantity	Value	Quantity	Value
GRAND TOTAL			611629880		2995109907		501304922		2509220029
A. FOOD GROUP			40019905		190077761		34925416		175753391
1.MILK AND CREAM	KG	4351759	852545	21141179	4463617	6777925	1504500	31703367	6453765
2.WHEAT UNMILLED	MT	--	--	--	--	--	--	--	--
3.PULSES	KG	83322529	6099608	452552097	31506091	53407734	4418998	246350121	22577626
4.DRY FRUITS	KG	3660567	917488	8656302	2047839	9752636	1492973	57691226	8240247
5.SUGAR REFINED	MT	574	39365	2856	189790	700	45070	4201	265849
6.TEA	KG	19831073	6934958	93443588	31877097	13842459	4920793	74301952	24284332
7.SPICES	KG	10336446	1673878	58651117	8335214	7734374	974350	56022091	7023493
8.MILK FOOD FOR BABIES,INFT.,INVLD	KG	686835	547619	8465620	5984015	1942614	1289645	7301477	4907766
9.BEVERAGES	LTR	968204	66493	6949291	421179	501871	30329	6590743	404131
10.PALM OIL	KG	271147597	21903037	1246439248	100023773	211912961	18626225	1135934772	91215442
11.SOYABEAN OIL	KG	10179979	984916	54895361	5229147	19532164	1622534	109389705	10380741
B. MACHINERY GROUP			126383857		632644158		127151228		646744130
1.POWER GENERATING MACH.	--		12824670		66239271		19388340		116057033
2.AGRICULTURE MACHINERY&IMPLEMENTS	--		959646		6499823		789625		5111527
3.CONSTRUCTION & MINING MACHINERY	--		2321258		15169307		2833201		17732185
4.TEXTILE MACHINERY	--		5813114		25696722		4816567		26573338
5.METAL WORKING MACHINERY	--		2349191		8634440		944297		5478749
6.GEN INDUSTRIAL MACH & EQU/PARTS NS	--		23871493		117544414		17728917		106917076
7.OFFICE MACH.INCL.DATA PROS. EQUIP	--		5217741		25008674		5453862		19613884
8.TELECOM & SOUND RECORDING EQUIP	--		12872487		68878020		11897785		58739444
9.ELECTRICAL MACHINERY & APPARATUS	--		17541798		93103058		17306315		85688375
10.ROAD MOTOR VEHICLES	--		25547660		133725491		24904241		122238169
11.RAILWAY VEHICLES	--		459769		2417295		2339102		12790566
12.AIRCRAFTS,SHIPS AND BOATS	--		4932224		17365220		8563743		29678142
13.OTHER MACHINERY	--		11672805		52362425		10185234		40125643
C. PETROLEUM GROUP			181272135		832370164		118373510		585229411
1.CRUDE PETROLEUM	MT	682695	50860301	3793332	262847493	856180	31588370	4425231	153981229
2.PETROLEUM PRODUCTS	MT	1095619	93070774	4565080	373544319	1302370	65872839	7419732	343718550
3.GAS NATURAL & MANUFACTURED	--		37341060		195978352		20912301		87529632
D. TEXTILE GROUP			17771838		81518167		12198134		64993752
1.SYNTHETIC AND REGENERATED FIBRE	KG	20949577	6299219	115271130	30062149	15564430	3715647	93662928	22042551
2.SYNTHETIC & ARTIFICIAL SILK YARN	KG	23987409	6860533	113720421	31509935	23712684	5151766	123645364	27895365
3.WORN CLOTHING	KG	41365123	2039182	190101713	8908546	36860251	1433377	178759089	6932965
4.ARTICLES OF APPAREL & CLOTHING	--		1908310		8469490		1254751		5821056
5.BAGS & SACKS OF TEX. MATERIALS	MT	1054	141545	2650	410210	474	71094	2982	474770
6.JUTE	MT	7886	523049	33005	2157838	9030	571500	29093	1827046
E. AGRICULTURE/OTH. CHEMICAL GROUP			103291752		492800507		78522631		377186524
1.ORGANIC CHEMICALS	--		25315348		128291939		19446176		91979380

Contd.

10.7 Imports by Selected Commodities in Rupees

(In Thousand Rupees)

Groups/commodities	Unit	November, 2018		Cuml, From July, 2018		November, 2017		Cuml, From July, 2017	
		Quantity	Value	Quantity	Value	Quantity	Value	Quantity	Value
2.INORGANIC CHEMICALS	--		6286239		27745202		4496858		21390082
3.DYEING TANNING & COLOUR MATERIAL	KG	15647965	5394852	77165460	26920750	13163434	3847203	69814248	20726590
4.MEDICINAL PRODUCTS	KG	1748063	11548084	9704202	59575066	1866802	8880674	8671934	44182502
5.ESSENTIAL OIL, PERFUMES TOILT ETC	KG	8771911	3354170	42083438	16135126	9076539	2783307	47899176	15670385
6.FERTILIZER MANUFACTURED	MT	303808	17394882	1299357	71304451	355543	13545427	1231397	47696658
7.PLASTIC MATERIALS	KG	130318051	24486272	619720463	117052399	103062609	16935143	607537841	96786385
8.INSECTICIDES	KG	2637124	2064468	12159844	9767936	2281305	1539149	10896961	7544842
9.OTHER.CHEMICAL PRODUCTS	--		7447436		36007637		7048693		31209700
F. METAL GROUP			44381450		257458649		38491834		215756684
1.IRON ORES AND CONCENTRATES	MT	--	--	286	12982	--	--	78	2783
2.IRON AND STEEL SCRAP	MT	395993	15673643	2057029	80569918	469915	12704699	2321824	69134678
3.NON FERROUS BASE METAL WASTE & SCR	MT	24132	1237135	136051	6324946	19440	903020	81713	3822989
4.IRON AND STEEL	MT	184479	18651776	1409109	122995198	241299	17111241	1378070	99021107
5.ALUMINIUM WROUGHT & WORKED	--		1672280		11543083		1991937		9078167
6.MANUFACTURES OF METAL NES	--		7146617		36012522		5780937		34696959
G. MISCELLANEOUS ITEMS			61388514		325028034		55476465		274163837
1.FEEDING STUFF FOR ANIMALS	KG	12080061	1125301	64394946	6052909	33322464	997093	189028228	8673006
2.HIDES,SKINS AND FURSKINS RAW	KG	618818	298020	3352237	1552466	533832	209450	3737994	1550461
3.OIL SEEDS & OLEAGINOUS FRUITS	KG	174292466	12641867	1131632831	65851837	230094205	11492920	1195722512	61493585
4.RUBBER CRUDE INCL.SYNTH/RECLAIMED	KG	7922259	1897792	40043527	9053396	8459207	1835061	39217613	8265797
5.WOOD & CORK	--		1318441		7186726		986523		5579539
6.PULP AND WASTE PAPER	KG	32083036	1822903	227072321	12169701	23096077	1326247	142231552	7209459
7.FERTILIZER CRUDE	MT	23017	978226	74361	3169275	11763	514916	47885	2126215
8.CRUDE ANIMAL&VEGETABLE MATERIALS	KG	7128201	1458581	52042050	10245897	5623398	1230182	44620461	9110768
9.COAL, COKE & BRIQUETTES	MT	1181869	15641136	6548412	88787685	1133834	12812905	4629477	50954814
10.ANIMAL OILS AND FATS	KG	2107728	167056	12222703	966511	5155541	361330	16659642	1171016
11.ANIMAL/VEG, FAT OIL WAX ETC NES	KG	2453732	346119	10752530	1605142	1257960	220388	6817350	1131122
12.RUBBER TYRES & TUBES	NO	361239	1793614	1737318	10249526	764695	3291701	3465543	17416112
13.CORK/WOOD MFG.(EXCL FURNITURE)	KG	11057725	841391	46482631	3488324	6147940	754751	27906587	3364966
14.PAPER&PAPER BOARD & MANF. THEREO	F KG	45455918	5796428	257397935	30079257	48573142	4897574	267883949	24954523
15.CEMENT	MT	18111	92523	108911	582892	26993	121227	147595	776027
16.PREFABRICATED BUILDGS,SANITRY,PLG	--		1290357		6445679		1510917		8292228
17.FOOTWEAR	PAIR	1982983	1020406	10640399	5713389	2306088	1158805	13615480	5626009
18.PROFESSIONAL,SCIENTFIC & CONTROL	--		6417797		31084869		6344199		30340499
19.PHOTO EQPT, OPTICAL GOODS N.E.S.	--		803293		3285411		541799		3011581
20.PRINTED MATTERS	--		989847		4164425		514895		2598032
21.ARTICLES N.E.S. OF PLASTICS	KG	2640697	1305696	15776094	7336353	3009370	1391988	15007082	6953573
22.BABY CARRIAGES, TOYS GAMES ETC.	--		861004		3996736		1056055		4561411
23.OFFICE STATIONERY SUPPLY N.E.S	--		487697		1944944		470959		2192605
24.JEWELLERY OFGOLD/SILVERSMITH WEAR	--		98162		683385		115205		920777
25.MUSICAL INSTRUMENTS AND PARTS	--		1545714		7773112		1081362		4245675
26.ARTICLES & MFG. OF CAVING ETC.	--		113510		562341		93699		720711
27.GOLD.NON-MENETART NOT ORE/CONCEN	GM	45073	235632	200097	995845	33000	144318	219330	923327
ALL OTHER ITEMS	--		37120430		183212466		36165703		169392301

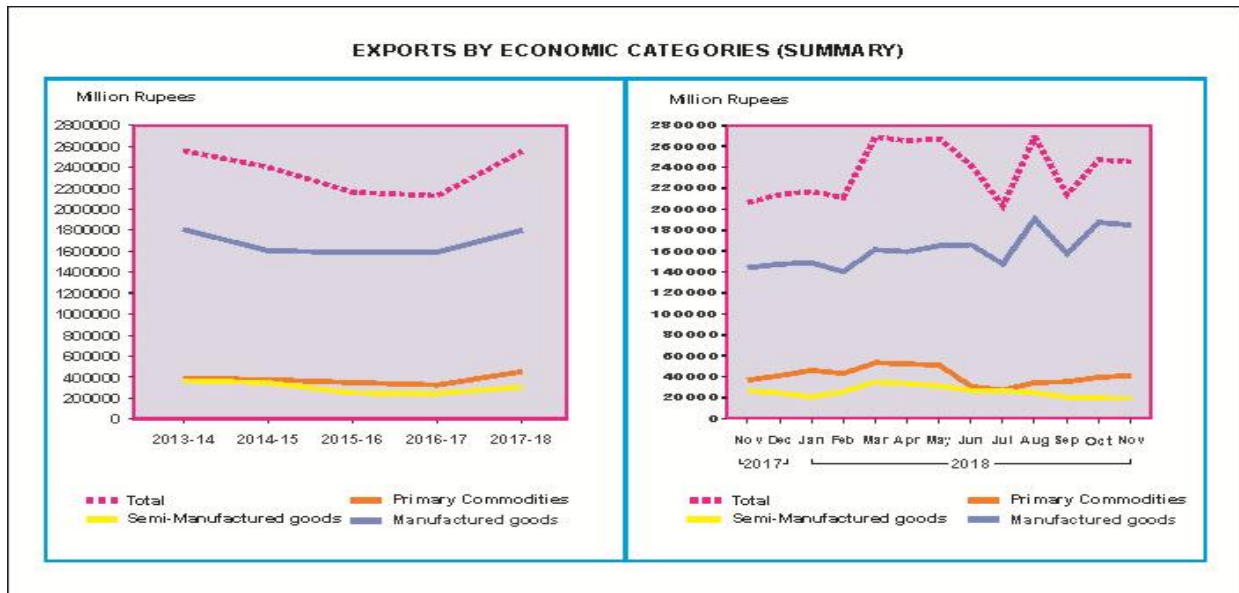
10.8 Exports by Economic Categories (Summary)

(Million Rupees)

Year/Month	Total	Primary Commodities	Semi-manufactured Goods	Manufactured Goods
2013-14	2,583,463.2	420,496.3	369,066.1	1,793,900.8
2014-15	2,397,513.0	402,750.3	352,073.7	1,642,689.0
2015-16	2,166,846.4	356,583.9	254,329.3	1,555,933.1
2016-17	2,138,185.6	331,040.1	246,319.2	1,560,826.3
2017-18	2,555,043.3	454,350.7	307,567.4	1,793,125.2
2017 Nov	207,301.0	36,990.3	26,291.7	144,019.0
Dec	214,351.8	41,727.4	24,560.3	148,064.1
2018 Jan	216,948.0	46,095.6	21,281.4	149,571.0
Feb	209,414.5	43,336.9	25,868.8	140,208.8
Mar	249,551.3	53,868.8	34,276.6	161,405.8
Apr	245,477.8	52,029.5	33,724.0	159,724.3
May	246,906.8	50,947.0	31,466.1	164,493.7
Jun	223,785.8	30,459.9	26,928.7	166,397.2
Jul	203,652.5	27,854.8	26,276.3	149,521.4
Aug	249,239.6	34,479.1	24,510.5	190,250.0
Sep	213,771.1	35,833.0	20,045.2	157,892.9
Oct	247,216.6	39,834.6	19,704.1	187,677.9
Nov	245,484.1	41,107.9	19,817.2	184,559.0

Note: Total may not tally due to rounding of figures.

* : Provisional



10.9 Export by Economic Categories (Details)

(In Thousand Rupees)

Commodities	November, 2018	Cuml. From July, 2018	November, 2017	Cuml. From July, 2017
GRAND TOTAL	245,484,102	1,159,363,892	207,301,011	948,607,372
A. PRIMARY COMMODITIES:	41,107,918	179,109,359	36,990,288	135,884,931
RAW COTTON (INCLUDING LINTER & WASTE)	370,312	2,632,395	964,960	6,183,207
RAW WOOL (INCLUDING ANIMAL HAIR)	49,615	298,031	38,167	162,679
FISH	4,665,981	18,523,154	4,617,319	17,403,702
RICE	21,670,560	77,177,253	20,315,659	68,560,104
HIDES & SKINS (INCLUDING FUR SKINS)	5,239	38,605	3,977	28,591
FRUITS & VEGETABLES	5,145,476	26,427,651	3,706,427	16,503,869
SPICES	848,333	4,178,738	756,906	3,046,013
TOBACCO UN-MANUFACTURED	836,822	957,732	1,181,503	1,396,071
OTHER PRIMARY COMMODITIES	7,515,579	48,875,802	5,405,371	22,600,694
B. SEMI-MANUFACTURES:	19,817,184	110,353,435	26,291,743	109,461,489
COTTON YARN	10,614,349	59,872,036	11,740,506	58,331,136
LEATHER	2,976,288	13,801,595	3,086,953	13,942,975
MOLASSES	7,624	923,574	85,277	961,349
OIL CAKES	222,310	1,662,343	84,776	190,922
AGAR, AGAR DUST & WOOD	6	161		
HENNA LEAVES & POWDER	14,654	88,040	20,140	101,877
OTHER SEMI MANUFACTURES	5,981,952	34,005,686	11,274,090	35,933,230
C. MANUFACTURED GOODS:	184,559,001	869,901,097	144,018,980	703,260,952
COTTON THREAD	34,408	82,428	16,222	66,307
COTTON FABRICS WOVEN	22,218,321	111,676,897	18,164,505	93,240,659
TEXTILE FABRICS (OTHER THAN COTTON FABRS)	3,142,062	15,931,846	2,549,028	13,506,148
WOOLLEN CARPETS	825,774	3,529,741	846,131	3,466,667
TAPESTRIES				186
MANUFACTURE OF LEATHER	6,889,550	31,987,601	5,542,361	27,469,836
FOOTWEAR	1,010,757	5,817,802	858,806	4,148,027
SPORTS GOODS (EXCLUDING INDOOR GAMES)	1,779,676	9,166,963	1,520,076	7,720,132
TOBACCO MANUFACTURED	24,049	125,131	22,490	108,386
MEDICAL INSTRUMENT N.E.S.	56,341	279,959	31,898	254,694
FRUIT & VEGETABLE PREPARATIONS	380,132	2,187,919	391,753	2,104,287
FISH PREPARATIONS	7,939	37,676	42,881	125,001
CEREAL PREPARATIONS	515,324	2,228,015	313,302	1,628,093
GUAR PRODUCTS	416,472	1,870,093	293,137	1,261,811
FLOUR & MEAL OF OIL SEEDS	2,286	7,064	1,297	2,567
FISH MEAL & MEAT MEAL	825,726	1,506,032	331,742	595,833
PETROLEUM PRODUCTS	3,894,080	14,323,153	1,888,348	8,393,065
CHEMICAL & CHEMICAL PREPARATIONS	11,187,350	60,838,469	9,606,009	48,215,840
MACHINERY & TRANSPORT EQUIPMENT	1,462,319	8,792,695	1,743,036	8,851,428
ARTICLES OF APPAREL AND CLOTHING				
ACCESSORIES (INCLUDING HOSIERY)	62,017,115	284,936,198	46,495,402	223,149,190
OTHER MANUFACTURED GOODS	67,869,320	314,575,417	53,360,557	258,952,795

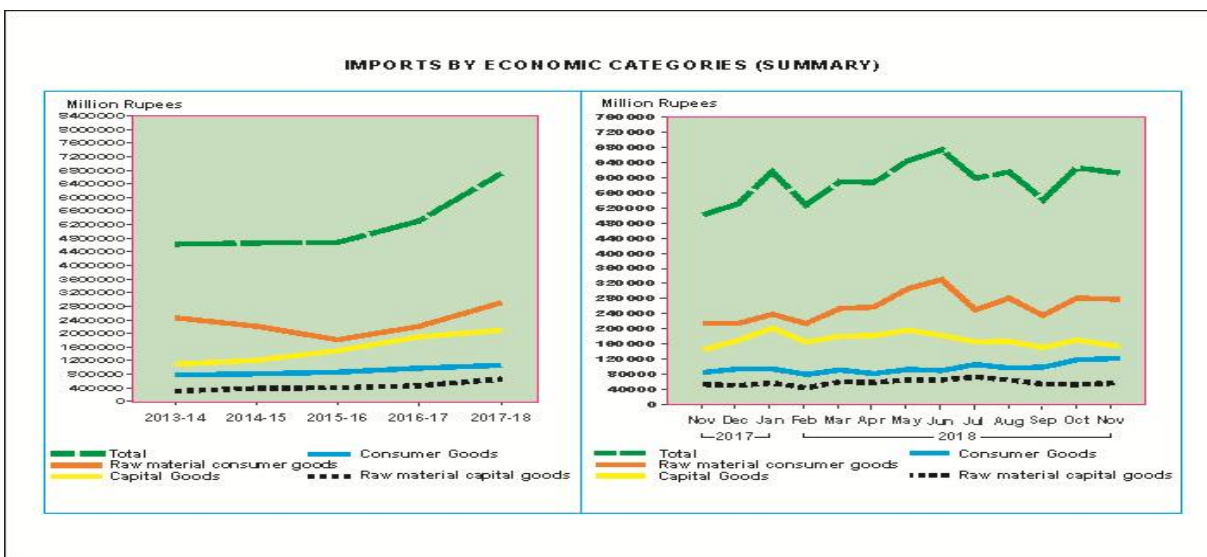
10.10 Imports by Economic Categories (Summary)

(Million rupees)

Year/Month	Total	Consumer goods	Raw material		Capital goods
			Consumer goods	Capital goods	
2013-14	4,630,520.8	780,192.2	2,462,189.2	306,810.4	1,081,329.0
2014-15	4,644,151.6	807,979.7	2,214,663.6	388,166.9	1,233,341.4
2015-16	4,658,748.9	870,976.8	1,887,884.5	417,209.9	1,482,677.7
2016-17	5,539,720.6	981,732.9	2,199,168.9	470,890.9	1,887,927.9
2017-18	6,694,896.7	1,070,539.0	2,878,787.6	660,986.3	2,084,584.0
2017 Nov	501,304.9	85,017.8	215,099.5	53,756.5	147,431.1
Dec	530,144.4	94,213.1	215,276.6	51,501.2	169,153.5
2018 Jan	614,925.2	95,441.3	239,943.6	57,597.6	221,942.7
Feb	526,140.8	80,427.2	235,531.0	44,934.4	165,248.3
Mar	588,568.5	92,213.3	253,911.9	60,912.7	181,530.6
Apr	586,223.9	86,783.9	257,115.7	59,537.7	182,786.6
May	667,561.9	94,634.4	307,555.5	67,821.1	197,551.0
Jun	672,111.9	90,918.4	330,118.1	67,301.4	183,774.0
Jul	597,827.6	107,550.7	251,380.8	72,735.8	166,160.3
Aug	614,125.7	100,034.9	280,276.7	67,014.4	166,799.7
Sep	545,495.8	106,902.7	235,590.4	53,902.6	149,100.1
Oct	626,030.9	119,406.3	281,160.6	54,574.4	170,889.6
Nov	611,629.9	122,541.6	276,761.7	57,997.3	154,329.3

Note: Total may not tally due to rounding of figures.

* : Provisional



10.11 Imports by Economic Categories (Detail)

(In Thousand Rupees)				
Items	November, 2018	From July, 2018	November, 2017	From July, 2017
GRAND TOTAL	611629880	2995109907	501304922***	2509220029
1. CONSUMER GOODS TOTAL	122541625	556436080	85017806*	435907484
010121 PURE BRED BREEDING HORSES	17126	28382	7726	14748
010129 OTHER LIVE HORSES		4224		
010190 OTHER LIVE ANIMALS		1198		
010221 PURE BRED BREEDING BULLS	103598	173479		52236
010410 SHEEP LIVE		298359		
010511 FOWLS (CHICKEN) WT UPTO 185G	199494	684903	46089	701834
010594 OTH FOWLS OF THE SPE (CHICKEN)	256	256		
010599 OTH LIVE POULTRY	7	160	66	128
010613 CAMELS&OTH CAMELIDS(CAMELIDAE)				449
020130 MEAT OF BOV ANIM F/CH BON LESS	36	667	8	444
020220 OTH CUTS WITH BONE IN,BOV FROZ		5261		
020230 MEAT BOV ANIMAL FROZE BONELESS	37652	164403	42986	124314
020423 OTH BONELESS MEAT OF SHEEP F/C		45		
020442 OTH CUTS OF SHEEP FROZ BONE IN		2365		
020450 MEAT OF GOATS FRESH/CHILL/FROZ				567912
020610 EDIBLE OFFAL OF BOV ANIMAL F/C	37004	206049	29749	117596
020622 LIVERS OF BOV ANIMALS FROZEN		25728	10940	28495
020629 O, EDIBLE OFFAL BOV ANI FROZEN	3209	18005	4904	22268
020680 OTH EDIBLE OFFAL OF ANIM FR/CH				42
020690 OTH EDIBLE OFFAL OF ANIM FROZN				3158
020714 CUTS & OFFAL OF FOWLS FROZEN	16999	42276		5709
020754 OTH GEESE MEAT FRESH/CHILLED				1797
021099 OTH EDI FLOUR/MEAL OF MEAT/OFL		1385		5486
030111 ORNAMENTAL FISH RFRESHWATER	3024	16479	3461	13301
030119 OTHER ORNAMENTAL FISH	183	529		396
030192 EELS. LIVE(ANGUILLA SPP)				292
030199 OTHER LIVE FISH	2602	7689	980	5904
030219 OTH SALMO FISH,EXCL LIVER F/CH		13	4	2354
030229 O.FLAT FISH,EX.LIVER&ROES.F/CH		339		331
030299 OTH EDIBLE FISH OFFAL FR/CHILL			1	1
030319 O.SALMONIDAE FROZ,EX.LIVER&ROE				184
030329 O.TILAPIAS.EX.LIVERS&ROES FROZ			8	8
030339 OTH FLAT FISH,EXCL LIVERS FROZ	7376	27561	18600	36648
030363 COD FISH EXCL LVR/ROES FROZEN			68	150
030389 OTH FISH FROZEN EXC.LIVER&ROES				910
030432 CATFISH F.FILLET&MEAT.FRE/CHI			23	29
030439 OTH FISH FILLET/MEAT FRESH/CHI		18		
030441 FR/CH FILLET OF PACIFIC SALMON	1165	5403	985	3465
030451 OTH FILLETS OF TILAPIAS.FRE/CH	150278	346322	169901	415336
030462 FROZE FILLET/MEAT.CATFISH FISH	71157	193312	204216	443251
030469 FROZEN FILLET OF OTH TILAPIAS				9
030483 FROZEN FILLET/MEAT.FLAT FISH		218		
030487 FROZEN FILLETS/MEAT OF TUNAS		95	37	87
030489 FROZEN FILLET/MEAT OF OTH FISH			33	66
030499 OT FISH FILET/MEAT FRE/CH/FROZ			350	2454
030510 FLOUR,MEAL&PELTS FOR FOR HUMAN			32	46
030520 LIVERS&ROES,DRIED,SMOKED,SALT			46	514
030549 OTH SMOKED FISH&FILLET NOT EDI			12	24
030559 OTH DRIED FISH SALT NOT SMOKED		6		
030569 OTH FISH SALT,NOT DRIED/SMOKED				2
030611 ROCK LOBSTER&SEA CRAWFISH FROZ	364	1736	219	913
030614 CRABS FROZEN FIT FOR HUMAN CON		40	25	779
030616 COLD WATER SHRIMPS&PRAWNS FROZ				1688
030617 OTHER SHRIMPS & PRAWNS FROZEN		396		
030729 OTH,SCALLOPS,CHLAMYS,FROZ,DRY				38
030742 CUTTLE FISH & SQUID LIVE FRESH				1232
040110 MILK&CREAM OF A FAT UPTO 1%	243	7867	393	11051
040120 MILK & CREAM OF A FAT 1% TO 6%	13923	54741	18309	35381

Contd.

10.11 Imports by Economic Categories (Detail)

(In Thousand Rupees)

Items	November, 2018	From July, 2018	November, 2017	From July, 2017
040150 MILK & CREAM.FAT-EXCEEDING-10%		3444	2103	7993
040210 MILK IN POWDER FAT 1.5%	636953	3304695	1331253	4619506
040221 MILK IN POWDER>1.5% FAT		41806		490587
040229 OTH,MILK IN POWDER>1.5% FAT	324	3502	4269	6634
040291 OTH MILK/CREAM NOT SOLID/SWEET		9558	9002	17581
040299 OTH MILK/CREAM SOLID,SWEETEND	15903	99240	18932	66822
040310 YOGURT	1220	9831	2446	7868
040390 BUTTER MILK,CURDLED MILK/CREAM		157	119	3079
040410 WHEY POWDER	141375	674301	87815	983688
040490 OTH PRODUCT CONSIST NATUR MILK	25168	156387	29237	162641
040510 BUTTER	13477	73952	2022	74409
040520 DAIRY SPREADS	3051	5434		
040590 OTH FATS&OIL DERIVED FR MILK	16004	19437	4664	22182
040610 FRESH CHEESE	22973	155719	19988	114442
040620 GRATED OR POWDER CHEESE	30808	228858	52396	305005
040630 PROCESSED CHEESE NOT GRATED	38212	229133	24638	199995
040640 BLUE-VEINED CHEESE			174	174
040690 OTHER CHEESE	4135	18864	1972	6994
040711 FERTILIZED CHICKEN EGGS(FOWLS)	521	94796	288	1237
040719 FERTILIZED EGGS OF OTHER BIRDS		91	581	1504
040721 O.FRESH EGGS OF CHICKEN(FOWLS)				7214
040729 OTH FRESH EGGS OF OTHER BIRDS		162	145	544
040811 EGG YOLKS,DRIED	5828	22545	3574	10061
040819 EGG YOLKS,OTHER THAN DRIED		30515	8140	24404
040891 OTH BIRDS,EGG,NOT IN SHELL DRY	80913	163874	38280	146705
040899 OTH BIRDS,EGG OTH THAN DRY			19	20
040900 NATURAL HONEY	29134	121652	40052	131514
041000 EDIBLE PRODUCT OF ANIMAL ORIGN		1069	47	1502
070110 POTATO SEEDS	196632	210465	272518	286656
070190 POTATOES,FRESH OR CHILLED	1998	3412	1039	1547
070200 TOMATOES,FRESH OR CHILLED	29879	3657468	210075	3004128
070310 ONIONS AND SHALLOTS	82503	999985	113415	1355147
070320 GARLIC	237663	1339631	362395	3847019
070390 LEEK,OTH ALLIACEOUS VEGETABLES	128	128		1
070410 CAULIFLOWERS & HEADED BROCCOLI			30	303
070490 OTH;EDIBLE BRASSICAS,FRESH/CHI	4411	23571		4616
070511 CABBAGE LETTUCE(H-LETUC)SALAD			8371	31555
070519 OTHER; LETTUCE	39	321	492	8243
070529 OTHER; CHICORY ROOTS		432		
070610 CARROTS AND TURNIPS		889	938	11446
070690 OTH SALAD.BEETROOT,RADISH ETC		10	182	1697
070700 CUCUMBERS&GHERKINS,FRESH/CHL	44763	1178120	3558	589967
070810 PEAS FRESH OR CHILLED			15	162
070820 BEANS (SAME),FRESH OR CHILLED				6
070920 ASPARAGUS,FRESH OR CHILLED			97	509
070930 AUBERGINES FRESH OR CHILLED			839	958
070940 CELERY OTH THAN CELERIAC,F/CHL				161
070951 MUSHROOMS,FRESH OR CHILLED		1096	499	2267
070959 GLOBE ARTICHOKE,FRESH/CHILLED		131		87
070960 FRUIT OF GENUS CAPSICUM F/CHLL		546	1238	4049
070999 OTH VEGETABLES FRESH/CHILLED		6879	203	1588
071010 POTATO, FROZEN.				309
071021 PEAS(PISUM SATIVUM),FROZEN	1413	5408		2201
071022 BEANS FROZEN	15	117		
071029 OTH LEGUMINOUS VEGETABLES FROZ				302
071030 SPINACH,NEWEALAND SPINACH FROZ	24	341		
071040 SWEET CORN, FROZEN	5787	22990	1084	12122
071080 OTHER VEGETABLES,FROZEN	5439	13508	528	957
071090 MIXTURE OF VEGETABLES,FROZEN	14033	30719	17730	26161
071120 OLIVES PROVISIONALLY PRESERVED			246	255
071140 CUCUMBERS & GHERKINS PRESERVED				508
071190 OTH VEGETABLES, PRESERVED		2361	52	2469

Contd.

10.11 Imports by Economic Categories (Detail)

(In Thousand Rupees)

Items	November, 2018	From July, 2018	November, 2017	From July, 2017
071220 ONION; WHOLE DRIED,CUT	26947	87605	7973	65709
071231 MUSHROOM GENUS AGARICUS DRIED	490	1544	97	1015
071239 OTH TRUFFLE DRYCUT WHOLE SLIC	7172	40022	7868	32468
071290 OTH VEGETABLE MIXTURE DRIED	33346	68441	38714	149003
071310 PEAS DRIED SHELLED		2679016	480465	2125473
071320 GRAM DRY WHOLE	4185442	19673048	1951079	10927075
071331 BEANS OF SPECIES VIGNA MUNGO		10254	9771	119791
071332 SMALL RED (ADZUKI) BEANS			11767	16307
071333 KIDNEY BEANS,INCL WHITE BENAS	735635	3199750	562758	3674085
071339 GREEN BEANS,DRY WHOLE	70680	238430	59224	1064357
071340 LENTILES, DRY WHOLE	295416	3052948	166119	842422
071350 BROAD BEANS & HORSE BEAN	5559	29033	3148	27126
071360 PIGEON PEAS				3531
071390 BLACK METPE DRY WHOLE	806875	2623611	1174667	3777460
071430 YAMS FRESH,CHILLED,FROZEN/DRIE	11533	11743	858	1193
080111 DESICCATED, COCONUTS	195382	524577	109429	448539
080112 COCONUT IN THE INNER SHELL	2074	9497		1518
080119 COCONUT SEED	47624	189489	11465	43833
080132 CASHEW NUT SHELLED	7758	7758	196057	374014
080211 ALMOND IN SHELL	18231	39448	105214	359746
080212 ALMOND,SHELLED (GIRI).	55	4575	259308	1247892
080221 HAZEL NUTS,IN SHELL	160	356	6	1726
080222 HAZEL NUTS,SHELLED				1
080231 WALNUTS IN SHELL(AKHROTE)	357939	759978	127831	185919
080232 WAL NUTS SHELLED(AKHROTE)	11	1627		250
080251 PISTACHIO IN SHELL	96783	244695	107684	346672
080252 PISTACHIO SHELLED	18898	63925	28227	45713
080262 MACADAMIA NUTS SHELLED				1
080280 ARECA(BETAL NUTS)			487088	5091829
080290 OTHER EDIBLE NUTS	5454	6598	68	526
080390 OTHER BANANS FRESH OR DRIED	31	31		1
080410 DATES FRESH	182435	720061	132539	411624
080420 FIGS	2918	13645	413	14575
080430 PINEAPPLES				460
080440 AVOCADOS			82	964
080450 GUAVAS				9
080510 ORANGES	114	218		4263
080521 MANDARIN INC TANGERINE&SATSUMA	54	54		
080540 GRAPE FRUIT,FRESH OR DRIED				110
080550 LEMONS AND LIMES				14
080590 OTH CITRUS FRUITS FRESH/DRIED.	43	160		48
080610 GRAPES, FRESH	2265899	12480849	341704	6110283
080620 GRAPES, DRIED	23369	91270	16988	109048
080711 WATERMELONS	467	82896	98	419372
080719 OTHER MELONS	2335	46803		76677
080720 PAPAWS;(PAPAYAS/PAPITA)		3		
080810 APPLE, FRESH	730745	731104	1032140	2085423
080830 PEARS FRESH			6284	38365
080910 APRICORTS;FRESH(KHUBANI)		1091961		1038176
080929 OTHER FRESH CHERRIES	30	921		
080930 PEACHES,(INCLNECTR)ARROO FRESH				130
080940 PLUMS AND SLOES		465	549	11941
081020 RASBERRY,BLACKBERRY,ETC FRESH			24	63
081030 BLACK,WHITE/RED CURRANTS&GOOSE		163	3096	3096
081050 KIWIFRUIT, FRESH			162	2562
081090 POMEGRANATA,FRESH	743985	1602538	563039	1139240
081110 STRAWBERRIES,FROZEN				1572
081120 RASBERRY,BL.BERRY MULBERRY FRZ	90	402		1021
081190 OTHER FRUITS AND NUTS,FROZEN	15093	15178		1078
081290 OTH FRUIT/NUTS PRESERVED PROVI	58562	58681	8933	17488
081310 APRICOTS DRIED	7980	41633	51408	93023
081320 PRUNES DRIED	27596	68330	82	33536

Contd.

10.11 Imports by Economic Categories (Detail)

(In Thousand Rupees)

Items	November, 2018	From July, 2018	November, 2017	From July, 2017
081330 APPLES DRIED		2983		4565
081340 TAMARIND	350465	701241	112603	330877
081350 MIXTURE OF NUTS,DRIED FRUITS		101		2059
090111 COFFEE NOT ROAST,NOT DECAFEINE				50
090112 COFFEE NOT ROAST,DECAFFEINATED		9		3
090121 COFFEE,ROAST,NOT DECAFFEINATED	23742	45532	4250	12216
090122 COFFEE ROASTED,DECAFFEINATED		18	1461	1461
090190 OTH COFFEE HUSKS/SKIN/COFE SUB	83	574	10124	40052
090210 GREEN TEA PACK < 3 KG	1027	35730	5254	14763
090220 OTHER GREEN TEA(NOT FERMENTED)	275256	904370	125779	577031
090230 BLACK TEA & PARTLY FERMENT TEA	277	2677		36533
090240 TEA DUST	6658398	30934320	4789760	23656004
090300 MATE				21
090411 PEPPER,BLACK,CRUSH NOT GROUND	137694	832800	137352	1417811
090412 PEPPER CRUSHED OR GROUND		1941	3	3233
090421 RED CHILLIES (WHOLE)		8356	8046	34774
090422 RED CHILLIES (POWDER)	16616	59067	3563	11596
090520 VANILLA CRUSHED OR GROUND				21
090611 CINNAMON NOT CRUSHED OR GROUND	5674	23797	4264	18390
090619 OTHER CINNAMON	63571	414280	19457	393475
090620 CINNAMON & TREE FLOWER,CRUSHED		22		30
090710 CLOVES NEITHER CRUSHED/GROUND	209887	531780	21850	318555
090720 CLOVES CRUSHED & GROUND			1	1
090811 NUTMEG NEITHER CRUSHED/GROUND	45042	112890	11053	91889
090812 NUTMEG CRUSHED & GROUND		91		9
090821 MACE NEITHER CRUSHED/GROUND	39302	96044	12834	45756
090822 MACE CRUSHED OR GROUND		3173		
090831 LARGE CARDAMOMS NITHER-CRU/GRO	117385	692226	133500	625614
090832 CARDAMOMS CRUSHED & GROUND		3643		614
090921 SEEDS-CORIANDER NITHER CRU/GRO	34886	236494	25281	221270
090922 SEEDS-CORIANDER CRUSHED/GROUND				4417
090931 SEEDS CUMIN.N-CRU/GRO(W.ZEERA)	8864	218809	57950	285085
090932 SEEDS CUMIN.CRUSH/GRO(W.ZEERA)		769		219
090961 CARAWAY,ANISE,FENL,JUNI.N-CR/G	32023	106328	15470	86928
090962 CARAWAY,ANISE,FENEL,JUNI.CR/GR	3201	3468		
091011 GINGER NEITHE CRUSHED/GROUND	926064	4813309	488684	3336711
091012 GINGER. CRUSHED OR GROUND		2586	105	1156
091020 SAFFRON, (ZAFRAN)		196		548
091030 TURMERIC (CURCUMA)	1237	38746	3408	4172
091091 MIXTU OF PROD H-09.04 TO 09.10	23345	96871	29523	83037
091099 THYME BAY LEAVES	9086	37529	2006	38183
100111 DURUM WHEAT SEED				34
100290 OTHER RYE				576
100310 BARLEY SEED	31579	31579		
100390 OTHER BARLEY	47215	293855	21591	129881
100490 OTHER OATS	32996	44403	57895	563200
100510 SEED, MAIZE	973250	1827218	45857	531320
100590 OTHER MAIZE (CORN)	16255	127465	18819	75805
100610 RICE SEED FOR SOWING		14010		543
100620 HUSKED (BROWN) RICE	50	214		
100630 RICE BASMATI	1405	3486	5594	24471
100640 BROKEN RICE		2392	25162	36642
100790 OTHER GRAIN SORGHUM(JAWAR)			292	292
100821 SEED MILLET (BAJRA)		126392		
100829 OTHER MILLET (BAJRA)		47300	22053	147014
100830 CANARY SEED	5919	6269	6095	25586
100850 QUINOA				101
100890 OTHER CEREALS		3926	17	56
110100 WHEAT FLOUR		17424	349	4614
110220 MAIZE (CORN) FLOUR	3743	5269	2688	4482
110290 OTHER CEREAL FLOUR	27	130	87	943
110311 GROATS AND MEAL OF WHEAT				99

Contd.

10.11 Imports by Economic Categories (Detail)

(In Thousand Rupees)

Items	November, 2018	From July, 2018	November, 2017	From July, 2017
110313 GROATS&MEAL OF MAIZE (CORN)	2356	10952	2667	7947
110319 GROATS AND MEAL OF OTH CEREAL		91	16	215
110320 PELLETS OF OTHER CEREALS		3614		67768
110412 ROLLED OR FLAKED, OATS.	6500	23095	202	11914
110419 ROLLED/FLAKED GRAIN/OTH CEREAL	24	24		154
110422 OTHER WORKED GRAIN OF OATS	2477	22952	1373	31747
110423 OTH WORK GRAIN OF MAIZE (CORN)			757	6052
110429 OTH WORK GRAIN OF OTH CEREALS	334	334		57
110430 GERM OF CEREALS,WHOLE,ROL,FLAK				225
110510 FLOUR,MEAL&POWDER OF POTATOES	57817	266805	62460	216401
110520 FLAKE,GRANULE/PELLETS POTATOES	15245	33538	5188	21625
110620 FLOUR,MEAL POWDER OF SAGO/ROOT			89	89
110630 FLOUR,MEAL POWDER PRD CHAPT-8	1090	2137	1120	2262
110710 MALT NOT ROASTED		18178		
110720 MALT ROASTED				1047
110811 WHEAT, STARCH	2	2		
121120 GINSENG ROOTS		303		
121229 OTHER SEAWEDS& OTHER ALGAE	9032	14068		
121292 LOCUST BEANS (CAROB)				23
121299 OTHER FRUIT STONE&KERNELS/VEG		829		2167
121410 LUCERNE (ALFALFA) MEAL&PELLETS		4645		
121490 OTH SWEDES,MANGOLDS,FODDER,HEY				1404
130120 GUM ARABIC	5835	72893	15094	50771
160231 OTH PREP/PRESV MEAT OF TURKEY		1743		564
160232 OTH PREP/PRESV MEAT OF FOWLS	44895	147169	71775	249587
160239 OTH PREP/PRESV,MEAT OTH POLTRY	2244	19043	8894	52912
160250 OTH PREP/PRES MEAT BOVIN ANIML	1144	3960	245	2778
160290 OTH PREP MEA OFL,BLOOD ANIMAL				87
160300 EXTRACT/JUICE OF MEAT,FISH ETC				73
160411 SALMON,FISH,WHOLE/PIE NOT MICE	734	3149	562	720
160413 SARDINE,BRISL/SPRAT W/P N-MINC		22	1184	1250
160414 TUNAS,SKIPJACK,BONITO,WHOLE/PC		1574	133	1375
160417 EELS,WHOLE/PIECE NOT MINC		6		
160419 OTH FISH,WHOLE/PIECE NOT MINCE	12953	24589	9968	18110
160420 FISH MAWS	2189	10459	14	4242
160510 CRAB,PREPARED OR PRESERVED.		79	122	246
160529 OTH SHRIMPS&PRAWN PREPARED/PRE	776	776		
160552 SCALLOPS,INCL QUEEN SCALLOPS				134
160555 OCTOPUS PREPARED OR PRESERVED		6		
170112 BEET SUGAR RAW NOT CONT FLAVOR	92	92	100	193
170113 GUR (JAGGERY)N-CON FLAVOUR/COL		79	239	537
170114 OTH CANE SUGAR RAW.N-CON FL/CO				59
170191 O.CANE/BEET SUGAR CON.FLAV/COL		660	117	1541
170199 WHITE CRYSTALLINE CANE SUGAR	39365	189130	44952	264308
170211 LACTOSE CONT BY WT>.99%LACTOSE	191774	859751	92369	654305
170219 OTH,LACTOSE AND LACTOSE SYRUP		2165		9
170220 MAPLE SUGAR			2	253
170230 GLUS SYP,DRY STAT FRVCT <20%	44486	425703	60970	337583
170240 GLUCOSE/GLUCOSE SYRUP<20% FRUC	313	3030	4	4
170250 CHEMICALLY PURE FRUCTOSE	2117	4690	5	4805
170260 OTH FRUCTOS SYP,50% WT OF FRAC	1903	5475		1239
170290 MALTOS	58087	344391	21468	351156
170310 CANE MOLASSES		203		
170410 CHEWING GUM,WH/NOT SUGA COATED	5268	66314	10154	68583
170490 WHITE CHOCOLATE	79046	375911	85683	397956
180310 COCOA PASTE,NOT DEFATTED(LICOR		160635	8017	66108
180400 COCOA,BUTTER,FAT AND OIL	15610	351245	32797	216389
180500 COCOA POWDER,NOT CON ADDED SUG	232071	811066	143328	634560
180610 COCOA POWDER,CON ADDED SUGAR	4281	10717	276	4610
180620 OVALTINE	39680	433314	56674	290272
180631 OTH FOOD PREP COCOA BARS FILD	900	48158	17453	131109
180632 OTH FOOD PREP COC BAR NOT FILD	8771	22675	1552	3148

Contd.

10.11 Imports by Economic Categories (Detail)

(In Thousand Rupees)

Items	November, 2018	From July, 2018	November, 2017	From July, 2017
180690 OTH,FOOD PREP CONT COCOA LIQUID	76653	482382	66912	247626
190110 FOOD PREP FOR INFANT USE	547619	5984015	1289645	4907766
190120 MIXES&DOUGHS FOR PREP BAKER	11740	55262	4687	54808
190190 MALT EXTRACT	513269	1930824	297881	1829938
190211 UNCOOK PASTA,NUT STUFD CON EGG			111	304
190219 MACARONI RAW	15752	29690	9896	25122
190220 STUFFED PASTA,WHETH/NOT COOKED	158	158	8	16
190230 OTHER PASTA	4490	11569	4230	14396
190240 COUSCOUS WHETER OR NOT PREPARE		10		68
190300 SAGO	10065	39811	1124	25827
190410 CORNFLAKES	66534	232933	57954	225986
190420 PREP FOOD UNROAST CEREAL FLAKE	4	37	57	446
190490 OTH PREP FOOD OBTAIN BY CEREAL	34551	99224	15681	73350
190510 CRISPBREAD AND BUNS	38	366	1	9
190531 SWEET BISCUITS	14553	81133	19001	80340
190532 WAFFELS AND WAFERS	9797	54429	25681	99745
190540 RUSK,TOASTED BREAD & PRODUCTS	2192	12487	2607	12404
190590 OTHER BACKERY PRODUCTS	43813	264542	62467	245060
200110 CUCUMBER,GHERKINS PREP/PRESERV	338	2748	51	1209
200190 PICKLES	4769	29119	4329	17421
200210 TOMATOES,WHOLE/PIECE,PREP/PRSV	16	1247	24	213
200290 TOMATOES PASTE	13927	248144	62145	202405
200310 MUSHROOM,PREP/PRSV O/TH VINHER	10920	58569	11777	43665
200390 OTH MUSHROOM&TRUFFLE PREPARED	1887	4741	25	32
200410 POTATO,PREP/PRSV,O/TH VINGERS	79293	481009	107262	539144
200490 OTH VEG MIX/VEG PREP O/TH VING	7342	12184	3639	9685
200510 HOMOGENIZED VEGETABLES	920	920		124
200520 POTATO PREP O/TH VING NOT FROZ	259	3647	266	6681
200540 PEAS PREP O/TH VINGER NOT FROZ	1101	3224	8	2753
200551 BEAN SHELD PREP O/TH VING N/FZ	303	1375	235	2884
200559 OTH BEAN PREP O/TH VING NOT FZ	463	3771	420	4401
200560 ASPARAGUS,PREP O/TH VING N-FZ			70	173
200570 OLIVES PREP O/TH VING NOT FROZ	25215	88955	12834	91911
200580 SWEET CORN,PREP/PRESV NOT FROZ	11899	37082	10313	39200
200591 BAMBOO SHOOTS		264	58	166
200599 OTH VEGE PREPARED OR PRESERVED	4828	15429	4239	16708
200600 VEG,FRUIT,NUTS,PEEL PRE BY SUG	859	2656	90	1002
200710 HOMOGENEISED PREPARATIONS	51	1455	820	3568
200791 OTH,CITRUS FRUIT COOKED PREP				679
200799 OTH JAM,FRUIT,JELLY,MARMALADE	14768	46254	12358	61592
200811 GROUND NUTS,PREP/PRESERVED	375	1375	52	24001
200819 OTH NUTS/SEED INCL MIXTURES	24211	97316	114994	180170
200820 PINEAPPLES,PREPARED/PRESERVED	47277	191558	14266	242270
200830 CITRUS FRUIT,PREPARE/PRESERVED	819	22123	470	45637
200840 PEARS,PREPARED OR PRESERVED	774	3259	1135	10286
200850 APRICOTS,PREPARED OR PRESERVED			808	1455
200860 CHERRIES,PREPARED OR PRESERVED	786	4639	19	3320
200870 PEACHES,PRPARED OR PRESERVED		305	437	5576
200880 STRAWBERRIES,PREPARE/PRESERVED	3062	8181	1974	7538
200893 CRANBERRIES		95		8
200897 MIXTURES OF FRUITS,NUTS&PLANTS	70834	286672	62623	242372
200899 OTH FRUITS,NUT/EDIBLE PLANTS	9086	48292	6601	45578
200911 ORANGE JUICE,FROZEN		16425		14045
200919 OTHER ORANG JUICE	748	23803	1980	36532
200929 OTHER GRAPE FRUIT,JUICE		1345	11	1187
200931 JUICE OF ANY SINGL CITRUS FRUT		140		
200939 OTH JUICE OF ANY CITRUS FRUIT		3953	297	10966
200941 PINEAPPLE JUICE ,BRIX VAL=20				1419
200949 OTHER PINEAPPLE JUICE	5366	30976	34228	95297
200950 TOMATO JUICE				32
200969 OTHER GRAPE JUICE		180062	72	239799
200979 OTHER APPLE JUICE		43482	2081	28373

Contd.

10.11 Imports by Economic Categories (Detail)

(In Thousand Rupees)

Items	November, 2018	From July, 2018	November, 2017	From July, 2017
200981 CRANBERRY JUICE			197	480
200989 OTHER JUICE OF FRUIT/VEGETABLE	2255	84185	35710	206781
200990 MIXTURES OF JUICES	244	5951	2333	24749
210111 INSTANT COFFEE IN BULK	45249	375106	59878	310797
210112 PREP WITH A BASIS OF EXTRA/COF	359	2092	179	708
210120 EXTRACT, ESSENCE ETC OF TEA MATE	6121	23465	7766	28775
210130 ROASTED CHICORY/OTH COFFEE/SUB		5838	13	13
210210 ACTIVE YEASTS	72430	315200	72125	285049
210220 INACTIVE YEASTS, OTH SINGL CELL	9034	37566	941	1591
210230 PREPARED BAKING POWDERS	8452	26326	6662	14022
210310 SOYA SAUCE	16496	87232	4528	61836
210320 TOMATO KETCHUP/OTH TOMATO SAUCE	3413	28672	1995	63965
210330 MUSTARD FLOUR/MEAL/PREP MUSTAR	4435	10411	7963	43332
210390 OTH SAUCES PREP/MIX SEASONING	43684	244110	19665	162883
210410 SOUPS/BROTHS & PREP THEREOF		3073	699	2090
210420 HOMOGENISE COMPOSITE FOOD PREP		8	71	1244
210500 ICE CREAM, OTH EDIBLE ICE	17436	98090	621	40934
210610 PROTEIN HYDROLYSATES	1105	155917	353	2438
210690 FLAVOURING POWDER FOR PRE FOOD	525080	3012548	610133	2767036
220110 MINERAL WATERS	5744	19258	2018	15155
220190 OTH, NATURAL/ARTIFICIAL WATERS	478	5431	749	6136
220210 AERATED WATERS CONT SUGAR	35945	265850	13096	275884
220291 NON-ALCOHOLIC BEER	11685	24204	3106	15433
220299 OTH WATER CONT. SWEETENING MAT	11351	100509	10759	77037
220300 BEER MADE FROM MALT		2052	391	3425
220410 SPARKLING WINE		842	2	4352
220429 OTH WINE OF FRESH GRAPES > 2LT	1290	1425		620
220510 VERMOUTH/OTH WINE F/ GRAPE < 2LTR		383	72	348
220820 SPIRIT OBT BY DISTILL GRAPEWINE				21
220830 WHISKIES		713		1062
220840 RUM & OTH SPIRITS DISTILL SUGAR				4
220850 GIN AND GENEVA				10
220860 VODKA		165	8	168
220870 LIQUEURS AND CORDIALS		83	110	3766
220890 OTH SPIRIT/SPIRITOUS BEVERAGES		265	18	711
220900 VINEGAR & SUBSTITUTE, ACETIC ACID	2620	16218	3671	14294
230120 SHRIMP MEAL			70	70
230230 BRAN SHARP & RESIDUES OF WHEAT		4	2	3199
230250 BRAN SHARP RESIDUE LEGUM PLANT			27581	149150
230310 RESID. STARCH MANUF & SIM RESIDUE		110		
230330 BREWING/DISTILLING DREGS/WASTE	9518	25450	1352	579513
230400 OIL-CAKE/OTH S/RESID SOYABEAN	1819	12384	13764	3185984
230630 OIL CAKE/OTH SUNFLOWER SEEDS	4057	4057	217	7929
230649 OIL CAKE/OTH RESID RAPE SEEDS		3015		
230650 OIL CAKE/OTH RESIDUES, COCONUT				780
230660 OIL CAKE/OTH RESIDUE, PALM NUTS	512380	2053326	405781	1819806
230690 OIL CAKE/OTH SOLID RESIDUE, VEG				4
230800 VEG MATL & VEG WASTE, VEG RESID	18385	108112		17802
230910 DOG/CAT FOOD, PUTUP RETAIL SALE	41182	175132	37318	153998
230990 PREPARATIO FOR FEED SUPPLEMENT	537959	3666674	511007	2753368
240210 CIGAR, CHEROOTS CONTAIN TOBACCO	408	2877		1299
240220 CIGARETTES CONTAINING TOBACCO		525	108	7535
240290 CIGAR, CHEROOTS/TOBACCO SUBST		39		4
240319 OTHER SMOKING TOBACCO	755	8046		378
240391 HOMOGENISE/RECONSTITUTE TOBACCO	9857	15917		4991
240399 TOBACCO, CHEWING	1007	16780	1473	3804
271012 MOTOR SPIRIT	55832442	226744047	27726900	143394925
271019 KEROSENE	2223493	9027991	1392838	5051781
293510 N-METHYLPERFLUORCT SULPH	391	5646		234
293530 N-ETHYL-N-(2-HYDROXYETHYL)	1184	1184		
293550 OTH PERFLUORCTANE SULPHONAMIDE				1222
293590 O-TOLUENE-SULPHONAMIDE	246816	987124	151237	761342

Contd.

10.11 Imports by Economic Categories (Detail)

(In Thousand Rupees)

Items	November, 2018	From July, 2018	November, 2017	From July, 2017
293621 VITAMIN A ITS DERIVATIVE UNMIX	52571	236900	65947	192321
293622 VITAMIN B1/ITS DERIV UNMIXED	54848	289179	25153	140488
293623 VITAMIN B2/ITS DERIV UNMIXED	40838	218966	17060	103429
293624 D-,DL-PANTOTHENIC ACID(VITB3B5	31128	336254	33121	203794
293625 VITAMIN B6/ITS DERIV UNMIXED	31255	290312	40468	192919
293626 VITAMIN B12/ITS DERIV UNMIXED	108298	388574	37367	285457
293627 VITAMIN E/ITS DERIVATIVE UNMIX	109213	588483	103788	406013
293628 VITAMIN D/ITS DERIVATIVE UNMIX	77536	426183	95603	292522
293629 OTH VITAMIN/ITS DERIV UNMIXED	85528	672751	75668	554695
293690 OTH INTER-MIXTURE PROVITAMINS	102919	365668	11631	153316
293712 INSULINE AND ITS SALTS		93814		52
293719 OTHER POLYPEPTIDE HORMONES	15481	59124	10255	53510
293721 CORTISONE/HYDRO/PREDNISONE ETC	77869	242817	28739	158658
293722 HALOGENATE DERIV ADERNAL HORMN	99145	493655	103061	441791
293723 OESTROGENS AND PROGESTOGENS	272102	804356	70422	486859
293729 OTH,STEROIDAL HORMONES,DERIVAT	2936	134654	36435	179564
293750 PROSTAGLANDINS,THROMBOXANES&DR	24156	87432	16479	53830
293790 OTH HORMONES/ITS DERIVATIVES	5981	69711	23790	86414
293810 RUTOSIDE(RUTIN)/ITS DERIVATIVE				1238
293890 GLYCOSIDES BASE PESTICIDES	29447	657185	55885	269381
293911 CONCENTRATES OF POPPY STRAW	1526	55171		7765
293919 OTH ALKALOIDS OF OPIUM/DERVATI	25580	98384	20576	92448
293920 QUININE SULPHATE		728	46	2315
293930 CAFFEINE AND ITS SALTS	44393	269766	28891	116995
293949 OTHER,EPHEDRINE AND ITS SALTS	17	172257	34185	128547
293959 OTH THEOPHYLLINE/AMINOPHLLINE	32215	168961	19081	99873
293962 ERGOTAMINE (INN) AND ITS SALTS		3443		771
293969 OTH ALKALOID OF RYE ERGOT/SALT	1844	194341	39813	239463
294000 SUGARD O/T SUCROSE/LACTOSE ETC	101668	411002	47859	338976
294110 PENCILLINE/DERIV/ACID/SALT ETC	52345	240395	37230	239130
294120 STREPTROMYCIN/DERIV/SALT THROF	4526	50585	3101	53434
294130 TETRACYCLINE/DERIV/SALT THROF	45726	518720	50011	379735
294140 CHLORAMPHENICAL/DERIV/SALT	16384	218504	18915	138717
294150 ERYTHROMYCIN/DERIV/SALT THROF	249442	1064565	206385	767212
294200 OTHER ORGANIC COMPOUNDS.	28162	157822	36920	147595
300190 OTH GLAND ORGAN,EXTRACT,HAPRIN		64	12	12
300211 MALARIA DIAGNOSTIC TEST KITS		3		21
300212 ANTISERA/OTH BLOOD FRAC MODIFY	12019	17620		3903
300213 IMMUNOLOGICAL PROD.,UNMIX,UNPK				596
300215 IMUNOLOGICAL PROD IN DOSE/PACK		3821	139	567
300219 OTH IMMUNOLOGICAL PRODUCTS	4303	8145		6852
300220 TATNUS TOXIDE	2470725	14330194	687844	6755765
300230 VACCINE VETERINARY MEDICINE	698050	2803192	890115	3217503
300290 HUMAN BLOOD	44911	254078	70133	290636
300320 MEDICAMENT OTH ANTIBIOTICS	19719	153683	33003	212036
300339 OTH,MEDICEMENT HARMONE ANTIBTC	50359	219309	632	137378
300390 UNANI,AYURVEDIC/OTH ORIENT MED	59107	383610	70850	338173
300410 AMPICILLIN,AMOXICILLIN-CAP/CYRU	30112	123592	33483	140038
300420 MEDICAMENT OTH ANTIBIOTICS	155841	1159235	280745	1644958
300431 MEDICAMENT INSULIN NOT ANTIBTC	464588	2509869	684442	2109433
300432 MEDICIMENT ADERN CORTC HARMONE	63259	216946		152304
300439 OTH MEDICIMENTHARMONE NOT ANT	186359	797904	169515	736566
300449 MEDICAMENT ALKALOID DERV ANTI		34361		5426
300450 COD LIVER OIL MEDICINAL	22982	109146	25995	76267
300460 OT ANTIMALARIAL ACTI PRINCIPLE			30441	59948
300490 UNANI AYURVEDIC,OTH ORIENT MED	4682620	21896854	3270140	16873458
300510 SURGICAL TAP IN JAMBO ROLLS	54795	261074	39357	173183
300590 ACRYNOL PAD	14834	127000	43164	142664
300610 VASCULAR GRAFTS	73406	629125	113161	635425
300620 BLOOD-GROUPING REAGENTS	78	1780		10
300630 OPACIFY X-RAY EXAM DIAGNOSTIC		354	736	4038
300640 DENTAL CEMENT/DENTAL FILLING	11733	60536	6832	47108

Contd.

10.11 Imports by Economic Categories (Detail)

(In Thousand Rupees)				
Items	November, 2018	From July, 2018	November, 2017	From July, 2017
300650 FIRST AID BOXES AND KITS.		2437	119	986
300660 CHEMICAL CONTRACEPTIVE HORMONE		10778	3183	26356
300670 GEL PREP HUMAN/VETERINARY USE	434	12655	1047	26626
300691 APPL IDENTIFIABLE, OSTOMY USE	482	12320	719	10890
321519 FLOURESCENT INK	458933	2063445	208463	958320
321590 BALL POINT/FINE LINER INK	40463	227608	55161	405438
330112 ESSENTIAL OIL OF ORANGE	4756	47289	6434	42521
330113 ESSENTIAL OIL OF LEMON		67031	559	112114
330119 OTH ESSENTIAL OIL/CITRUS FRUIT		213090	1282	253888
330124 ESSENTIAL OIL OF PEPRAMINT	4436	9774	2699	8138
330125 ESSENTIAL OIL OF OTHER MINTS	1991	14108	2041	7142
330129 ESSENTIAL OIL OF CITRONELLA	7728	77573	18199	68340
330130 RESINIDS	1512	15482	94	3521
330190 CONCENTRATES OF ESSENTIAL OILS	8216	46624	7673	44942
330210 FLOUROURS/CONC FOR BEVERAGES	393636	2498840	314374	1933668
330290 MIXTURE FOR COSMETICS INDUSTRY	690267	3226726	396128	2454296
330300 EAU-DE-COLOGNE	71311	257755	62659	245939
330410 LIP MAKE-UP PREPARATIONS	23342	87020	21244	98614
330420 EYE MAKE-UP PREPARATIONS	17246	82915	12418	69434
330430 NAIL POLISH	7094	44001	6742	44583
330491 FACE POWDER	61162	256448	33588	235736
330499 FACE AND SKIN CREAM AND LOTION	257917	900157	226469	955847
330510 SHAMPOOS	190219	754545	133818	671732
330520 PREP PERMANENT WAVING/STRAIGHT	17550	103666	11392	65889
330530 HAIR LACQUERS	3585	10657	4628	9770
330590 CREAM HAIR	129085	562804	119930	545946
330610 TOOTH PASTE	55077	128832	26165	184982
330620 YARN,CLEAN TEETH(DENTAL FLOSS)	111	745	48	1750
330690 OTH,PREP ORAL/DENTAL HYGIENE	5533	14370	1391	17135
330710 PRE/AFTER SHAVE PREPARATION	8872	43348	9288	71672
330720 PERSONEL DEDORANT&ANTIP RSPRNT	46941	302826	56883	311959
330730 PERFUMED BATH SALT/OTH PREP	1273	9462	547	8753
330741 AGARBATTI/OTH ODORIFEROUS PREP		70	1053	1361
330749 OTH PREP PERFUMING ROOM/RELIGS	21432	91073	17285	125588
330790 CONTACT LENSE SOLUTION	3919	16086	1415	40458
340111 SOAP&ORGANIC SURFAC-ACTIV PROD	53797	369481	138184	766075
340119 OTH,SOAP ORG-SURFAC-ACT PROD	22253	74757	16722	47654
340120 SOAP IN OTHER FORMS	23799	155451	45380	456076
340130 ORGANIC SURFACE ACTIVE PRODUCT	59314	318648	36692	229536
340211 SULPHONIC ACID (SOFT)	267499	1742461	438620	2075889
340212 CATIONIC PHARMACEUTICAL GRADE	127810	253998	4226	71712
340213 ORG SURFACE ACTIVE NON-IONIC	425570	2029541	321908	1915538
340219 C A P B	20283	186293	18498	144491
340220 ORG SURF PREP PUTUP FOR R-SALE	22014	202059	20849	183463
340490 PREP WAXES INCL SCALING WAXES	166904	727849	78292	523318
340510 PO/CREAM/PREP FOR FOOTWEAR	26662	162587	20186	78686
340520 POL/CREAM/PREP, WOOD FURNITURE	2637	8506	349	6720
340530 POL/CREAM/PREP, COACHWORK/METAL	856	10417	1820	6079
340540 SCOURING/PASTE/POWDER/OTH PREP		369	97	755
340590 OTH POL/CREAM/PREP,F-WEAR/LETH	26681	92091	10451	88869
350190 OTH CASEINATE DERIV CASEN GLUE		5722		2592
350211 EGG ALBUMIN DRIED	9803	11705	4276	7678
360300 SAFETY FUSES DETONATING FUSES	4919	53073	16678	27528
360410 FIREWORKS			865	10156
360490 OTHER,PYROTECHNIC ARTICLES		11321		
360610 LIQUID/LIQUEFIE GAS FUEL	3321	5717	341	6452
391740 FITING FOR TUBE ETC OF PLASTIC	84646	302917	58031	285136
391810 FLOOR COVERING OF POLYMERS V-C	14859	61218	23660	257978
392190 PL/SHEET POLYTHYLENE GR.03-.04	102581	864421	125438	789897
392210 BATH,SHOWER WASH BASIN OF PLAS	13162	80226	8493	36021
392220 LAVATORY SEAT/COVER OF PLASTIC	3531	7772	2748	15188
392290 OTH FLASH/SIM SANITARY PLASTIC	13389	56381	4651	33956

Contd.

10.11 Imports by Economic Categories (Detail)

(In Thousand Rupees)

Items	November, 2018	From July, 2018	November, 2017	From July, 2017
392310 BOXES,CASES,CRATES PLASTIC	38013	222377	59121	242231
392321 SACK&BAG OF POLYMER OF ETHYL	162914	1414133	341096	1224592
392329 SACKS & BAG OF OTHER PLASTICS	40705	246515	29322	177217
392330 BOTTLES	62124	334940	54640	355672
392340 SPOOLS,COPIES,BOBINS ETC PLASTC	29980	111596	14685	113623
392350 STOPPERS,LIDS,CAPS ETC OF PLAS	102208	760609	102758	688964
392390 OTH PERFORMS MADE FROM POLYE	37651	256518	22578	136644
392410 TABLEWARE KITCHENWARE OF PLAST	22607	129746	37586	198697
392490 OTH,HOUSEHOLD/TOILET ARTICLES	31213	107675	19428	157100
392510 RESERVOIRS,TANKS,VATS>300 LTRS	63954	66200	298	2824
392520 DOOR,WINDOWS FRAME&H-HOLD PLAS	3271	31415	10826	38819
392530 SHUTTERS,BLINDS&PARTS OF PLAST	498	12016	1123	10853
392590 OTH,BUILDER-WARE OF PLASTIC,NS	31084	251194	73550	420718
392610 OFFICE/SCHOOL SUPPLY PLASTIC	16739	83333	19787	91443
392620 PLASTIC BELTS	8915	45169	11462	50205
392630 FITTING FOR FURNITUR/COACH PLA	1233	4153	2504	8266
392640 ORANMENTAL ARTICLES OF PLASTIC	130954	543513	96464	269390
400942 TUBE,PIPERUB WITH OTH.METL.FIT	4142	15073	4319	28145
401011 CONVEYOR BELTS WITH METALS	348	3983	6	2667
401012 CONVEYOR BELTS WITH TEX-METACS	65685	248132	43413	355443
401019 OTH CONVEYON BELT OR BELTING	90112	320450	28863	176607
401031 V-BELT RIBBED VEHICLE 60-180CM	52085	231345	46994	220894
401032 V-BELTS O/THEN V-RIBBED VEHICL	24079	172810	16220	132594
401033 V-BELTS 180-240CM VEHICLES	806	4887	136	3417
401034 V-BELTS OTH THEN V-RIBBED240CM	1395	5384	222	2387
401035 TIMING BELT VH-87 CIR.60-150CM	910	3062	291	5018
401036 TIMING BELT VH-87 CIR150-198CM	7	3191	959	4200
401390 INNER TUBES OF AGRICUL TRACTOR	3545	34050	19165	73890
401410 SHEATH CONTRACEPTIVES	192323	576838	262758	725290
401490 OTH HYG/PHARMACEUTICAL ARTL	18951	49608	5913	27601
401511 GLOVES,RUBBER,SURGICAL	53494	230019	21101	194800
401519 OTHER GLOVES,RUBBER	130873	405897	99554	293671
401590 OTH ARTI APPRL/CLOTH ALL PURPS	898	25871	4256	19505
401610 STOPPER, RUBBER	31951	159232	29732	130659
401691 FLOOR COVERING & MATS, RUBBER	7624	22909	2497	27125
401692 TIP ERASER OF CELLUAR RUBBER	86550	328154	81133	362771
401693 GASKETS OF RUBBER	216829	904007	143665	816643
401694 BOAT/DOCK FENDERS,OF RUBBERS	14200	15144	11904	85102
401695 OTH INFLATABLE ARTICLE OF RUBB	1054	11414	969	4946
401699 PRINTING BLANKETS,RUBBER	177150	909649	174027	1061492
420100 SADDLERY&HARNESS FOR ANIMALS		116	48	1078
420211 SUITCASES,LEATHER/COMP-LEATHER	23755	103211	10445	68920
420212 TRAVEL BAGS OF PLASTIC TEX MAT	114402	552933	78441	376028
420219 OTH TRUNK,SUITCASE,VANITY-CASE	7538	13737	927	10290
420221 HANDBAG,COMP/PATENT LEATHER	67673	285491	50676	395385
420222 HANDBAGS,PLASTIC/TAXT MATERIAL	11799	88913	15503	96683
420229 OTH HANDBAGS,WITHOUT HANDLES	24027	119166	52077	239147
420231 ARTI.CARIED.IN POCKET. LEA/COM	4422	20546	1810	15721
420232 ARTIC CARIED IN POCK TAXT MATE	4698	11410	1069	5263
420239 OTH,ARTI CRRIED IN HAND/POCKET	18031	86257	12432	122046
420291 OTH CONTAINER O/S OF LEA/COMPS	13064	39708	11144	13637
420292 OTH CONTAINER O/S PLAS/TEXTILE	7640	32347	3961	15475
420299 OTH CASES VULCANISED FIB/PBOA	19502	42211	11029	38023
420310 JACKETS, LEATHER/COMP-LEATHER	10828	38159	18471	202760
420321 GLOVES/MITTENS LEATHER SPORTS	687	743	62	1964
420329 GLOVES LEATHER FANCY	1034	3220	10923	32030
420330 BELTS AND BANDOLIERS	3686	28757	11480	77435
420500 BELTING CONVEYOR LEATHER/COMP	592	4109	303	4587
430230 WHOLE SKINS&CUTTINGS ASSEMBLED		1		
430390 OTHER, ARTICLES OF FURSKINS		572		577
430400 ARTICLE OF FUR&ARTICLE THEREOF	2197	15521	739	8295
440131 WOOD PELLETS	2240	4409	1929	1929

Contd.

10.11 Imports by Economic Categories (Detail)

(In Thousand Rupees)

Items	November, 2018	From July, 2018	November, 2017	From July, 2017
440139 SAW DUST & WOOD WASTE & SCRAP	10	6134	162	1138
440210 WOOD CHARCOAL OF BAMBOO NOT AG	1304	4935	1942	4852
441300 DENSIFIED WOOD,BLOCK,PLATE,ETC	2639	26040	17279	40803
441600 CASK,BARREL,VAT,TUB&OTH PRODC		6649		2094
441891 OTH PANEL OF BAMBOO				31
441899 FLOURING PANELS	41303	188836	33816	229246
441911 BREAD,CHOPPING BOARD OF BAMBOO	4174	8702	1338	4050
441912 CHOPSTICKS OF BAMBOO	1754	2698	5756	10616
441919 OTH TABLE/KITCHENWARE OF BAMBO	1484	7057	1149	4682
441990 TABLE&KITCHENWARE OF OTH WOOD	4655	16889	3716	14471
442010 STATUETTES/OTH ORNAMENT WOOD	53	552	532	1950
442090 JEWELLERY BOXES, WOODEN	8031	49052	8437	42585
442110 CLOTHES HANGERS OF WOOD	5533	20898	1800	24069
450490 OTH, ARTICLES AGLOMERATED CORK		26		117
460121 MATS,MATTING&SCREEN OF BAMBOO	123	4401	358	3942
460129 OTH MATS,MATTING&SCREN VEG MAT	141	141		
460192 OTH MATTING&SCREEN OF BAMBOO		595		493
460193 OTH MATTING & SCREEN OF RATTAN				20
460199 OTH PLATING MATERIAL N.E.S	1916	7577	858	1260
460211 BASKETWORK&OTH ARTICL OF BAMBO	2441	2648	14	1875
460212 BASKETWORK&OTH ARTIC OF RATTAN	5	8		
460219 BASKETWORK&OTH ART OF VEG MATE	419	890	927	1840
481200 FILTER BLOCK,SLAB OF PAPERPULP		1851		1063
481490 OTHER WALLPAPER & COVERINGS.	29	219	1360	3835
481620 SELF-COPY PAPER		7		1175
481690 OTHER COYING PAPER, C/T SIZE.	470	7681	510	2661
481710 ENVELOPES	1065	9149	1041	5756
481720 LETTER CARDS, PLAIN POSTCARDS	42	550		505
481730 BOXES,POUCHES,PAPER STATIONERY	1058	4812		3228
481810 TOILET PAPER	8599	48318	6135	18942
481820 HANDKERCHIEFS, TISSUES&TOWELS	30388	78597	7780	51967
481830 TABLE CLOTHS & SERVIETTES	229	2689	1645	10249
481850 ARTICLES OF APPAREL&CLOTHING	5	1813	1015	1023
481890 OTH ARTI LINEN,P&P GARMET/ASSE	31807	130274	22436	78563
481910 CARTON,BOXE&CASES CORRU PAPE	114703	347058	36801	178553
481920 FOLD/CARTO/BOXE&CASE, NON-CURRU	21779	154692	30214	96344
481930 SACKS&BAGS WITH BASE 40CM/MORE	23243	67075	355	5169
481940 OTH SACKS&BAGS,INCLUDING CONES	11545	34238	9460	49812
481950 OTH PACKING CONTAINERS/RE-SLEE	3234	23392	5772	12460
481960 BOX FILES,LETTER TRAYS,BOX,OFF	7234	26286	6255	30772
482010 NOTE BOOK ORDER BOOK/RECEIPTS	11178	45120	11557	58153
482020 EXERCISE BOOKS	2220	8702	585	4518
482030 BINDERS,FOLDERS&FILE COVERS	13041	43938	8208	43945
482040 MANIFOLD BUSINESS FORMS/CARBON	49	886	57	520
482050 ALBUMS FOR SAMPLES/COLLECTIONS	1212	2047	1438	2647
482090 OTH BOOK COVER,BLOTTING PAD,NES	6240	33267	13686	98089
482110 PAPER DECORATION OF VEH H-8711	49803	201245	27073	136505
482190 OTH,P&P/BOARD LABLES NOT PRINT	12008	71178	56328	227118
482210 BOBBINS, SPOOLS, CAPS , PULP.	2605	40498	3826	19409
482290 OTHER,BOBINS,SPOOL,CAPS ETC.PA	13289	56052	11361	51265
482320 FILTER PAPER AND PAPERBOARD	27540	99381	11178	39677
482340 ROLLS,SHEETS AND DIALS,PRINTED	1402	13919	999	7760
482361 TRAY,DISH,PLATE,CUP OF BAMBOO				7
482369 OTH TRAY,DISH,PLATE,CUP,P&BORD	24962	124169	27206	110709
482370 MOULDED/PRESSED ARTICL P-PULP	1458	3635	1727	4185
482390 CARDS FOR JACQUARD MACHINES	53789	206272	35350	184861
490110 PRINTED BOOKS IN SINGLE SHEETS	2657	15881	2876	10197
490191 DICTIONARIES AND ENCYCLOPAEDIA	28	835	9	3675
490199 HOLY QURAN	825692	1665202	320204	1050296
490210 NEWSPAPERS,JOURNAL 4-TIME/WEEK	101	246		80
490290 OTHER NEWSPAPER,JOURNALS PERIO	4689	19245	3732	19313
490300 CHILDREN DRAWING/COLOUR BOOKS	4070	12078	3036	10771

Contd.

10.11 Imports by Economic Categories (Detail)

(In Thousand Rupees)

Items	November, 2018	From July, 2018	November, 2017	From July, 2017
490400 MUSIC, PRINTED IN MANUSCRIPT.				12
490510 GLOBES	118	164	47	686
490599 OTH MAPS AND HYDROGRAPHIC/W-PA	294	1510	262	5285
490600 PLANS/DRAWINGS FOR ARCHITECTS	12732	168949	44588	685915
490700 UNUSED POST,REV,SIMILAR STAMP	2247	1518389	59	203215
490810 TRANSFERS ,VITRIFIABLE.	2918	23080	3202	6349
490890 OTH,TRANSFERS(DECALCOMANIAS)	15020	41442	9080	25151
490900 PRINTED/ILLUSTRATED POSTCARDS	331	859	68	525
491000 CALENDAR OF ANY KIND PRINTED.	5767	7725	4380	5923
491110 TRADE ADVERTISING MATERIAL.	18050	87016	12924	70110
491191 PICTURES,DESIGNS&PHOTOGRAPHS	159	4979	1273	4389
500600 SILK YARN/ YARN SPUN WASTE NRS				67
500710 FABRICS OF NOIL SILK	2243	4078	394	16786
500720 OTH FAB CON>80% WT OF SILK	7153	210610	36965	94837
511111 WOVEN FABRICS CARDED WOOL,85%		17061	36287	51062
511119 OTH WOVEN FABRICS CARDED WOOL	13709	80751	8832	231341
511120 OTH MIXED MAN-MADE FILAMENTS		17706		16
511130 OTH MIXED MAINLY/SOLELY M-MADE		15077	370	458
511190 OTH WOVEN FAB CARDED WOL/HAIR	24278	132016	90420	371860
511211 WOVEN FAB.COMBED WOOL 85%/HAIR		29975	2829	8728
511219 OTH WOVEN FAB COMBED WOOL 85%>	13107	64346	11290	106984
511220 OTH WOVEN FAB.COM.WOLL MIX.MMF		106774	5645	12036
511230 OTH WOV.FAB.COM.WOOL MIX.MMSF		14573		70645
511290 OTH WOV.FAB.CARDE WOOL/FA-HAIR		79411		22088
520790 OTHER,COTTON YARN PUT UP SALE	41	685		675
520812 WOV FAB COT WT>100G/SQM UNBLEA				128576
520813 WOV FAB COT3-4THREAD TWIL UNBL	302	302		
520819 OTHER WOVEN COTTON FAB UN-BLH	7874	20004	109	19011
520821 WOV FAB COT WT<100G/SQM BLEACH		4485		8572
520822 WOV FAB COT WT>100G/SQM BLEACH		265	480	670
520829 OTH WOVEN FAB OF COTTON BLEACH	337	8114		555
520831 WOV FAB COT WT 100G/SQM DYED		1851	394	1499
520832 WOV FAB COT WT>100G/SQM DYED	1016	2176		16
520839 OTH COTON WOV FAB<2000/SQM DYE	3273	4019	218	25995
520841 WOV FAB COT WT 100G/SQM COLOUR			78	786
520842 COTON WOV FAB WT>100G/SQM COLO	629	25121	21274	64666
520843 COTTON WOV FAB 3/4 THREAD TWIL		2443		
520849 OTH WOV FAB WT 200G/SQM	6608	29961	6220	17895
520851 COTON WOV FAB 100G/SQM PRINTED	24195	499182	50905	377897
520852 COTON WOV FAB>100G/SQM PRINTED	7285	21776		3917
520859 OTH COT WOV FAB 200G/SQM PRINT	1211	19430	1772	22854
520911 WOV FAB COT WT>200G/SQM UNBLAC		1324	32	75
520912 COTTON WOV FAB 3-4THREAD UN-BL				4303
520919 OTH COT WOV FAB>200G/SQM UNBLE	3	3	16	702
520921 COTTON WOV FAB BLEACH>200G/SQM				209
520922 COT WOV FAB 3/4THRD W>200G/SQM		3		73
520929 OTH COT WOV FAB BLE W>200G/SQM	1973	2006	8015	8092
520931 COTTON WOV FAB DYED>200G/SQM				2233
520932 COTTON WOV FAB DYED 3-4 THREAD		205		1465
520939 OTH COT WOV FAB DYED>200G/SQM		8860	2784	3420
520941 COT WOV FAB>200G/SQM 85% COT		27		
520942 COTTON WOV FAB DENIM>200G/SQM	8671	28382	4650	104298
520949 OTH WOV FAB CONT 85% COT/YARN	30	186	130	11291
520951 COTTON WOV FAB PRINTED>200GSQM			1015	1015
520952 WOV FAB 3-4-THREAD TWILL PRINT				75
520959 OTH WOV FAB PRINTED>200G/SQM	1096	1883	1540	2023
521011 COT W-FAB MIX MMF W200G/SQMUNB			9535	19223
521019 OTH W-FAB COT MIX MF200GSQM UB	36	259	2172	2531
521021 W-FAB COT MIX-MMF WT 200G/SQM		12493	2659	7035
521029 OTH W-FAB COT 85%,MMF 200G-BL		216		254
521031 COT WOV FAB MX-MMF200G/SQM DYE		7222	3000	16644
521032 W-FAB3/4THR MX-MMW 200G/MW DYE			26	26

Contd.

10.11 Imports by Economic Categories (Detail)

(In Thousand Rupees)				
Items	November, 2018	From July, 2018	November, 2017	From July, 2017
521039 OTH W-FAB COTMX MF W200G/SQMDY		375	1307	9933
521041 W-FAB COT MX-MMF 200G/SQM		9645	1279	6684
521049 OTH W-FAB COT MX-MMF W200G/SQM	6680	44741	962	18132
521051 W-FAB COT MIX,MF W200G/SQM PRI		6		
521059 OTH W-FAB COT,MMF W 200G PRINT	12060	192138	9035	97485
521111 COT W-FAB,MX MF W>200G/SQM UNB		249		
521119 OTH W-FABCOT,MF W>200G/SQM UNB	33159	318173	2583	40065
521120 W-FAB COT WT<85% MIX MMF-BLEA			3050	3051
521131 WW-FAB COT,MMF W>200G/SQM DYED		680		
521132 WOV FAB 3-4THREAD MIX>200GDYED		3269		1155
521139 OTH W-FAB COT,MMF W>200G DYED	10379	44370	4826	9986
521141 COT W-FAB CLO YRN,MF W>200GSQM		243		
521142 W-FAB COT DENM,MX MFW>200G/SQM	11633	27832	5520	96956
521149 OTH W-FB COT CLO YRN MMF>200G		101		10
521159 OTH W-FAB COT,MF,W>200G/SQM PR	2093	38981	17173	41616
521211 OTH COT W-FAB UN-BL W 200G/SQM		80		
521212 OTH COT W-FAB BLECH W 200G/SQM		206		60
521213 OTH COT W-FAB DYED W 200G/SQM		73	1378	1523
521214 OTH W-FAB,COLOR YRN W 200G/SQM		406		824
521215 OTH W-FAB COT PRNTD W 200G/SQM		178		1602
521223 OTH COT WOV FAB DYED>200G/SQM		10062		7762
521224 OTH W-FAB COT COLYARN>200G/SQM		722		
530890 OTH, YARN OF OTH VEG TEX FIBRE				1414
530919 OTH WOV FAB OF FLAX 85%OR MORE		6133		4191
530921 UN-BLE/BLE FAB 85% OR > W FLX				49
530929 OTH WOV FAB OF FLAX<85% BY WT		400		
531090 JUTE, HESSIAN CLOTH		2		
540600 M-MADE FILAMENT YARN RETAIL-SL	752	3364		184
540710 WOV FAB HI-TENACI YRN NYLON PO	4044	38263	32744	226248
540720 WOV FAB OBTAIN FROM STRIP,LIKE	11308	111030	19819	84299
540730 FAB PARALLEL SYNTH FILAMENT				80
540741 FAB 85% OR MORE NYLON FILMENT	14	841	3277	4198
540742 OTH FAB 85% OR MORE DYED	37716	252339	50906	376742
540743 OTH W.FAB NYL FLAMT WT>85% DYE	20	116	388	388
540744 OTH W.FAB FILA DIF COL NYL>85%	8041	17622	6084	25587
540751 OTH W.FAB TEXTURED POLY U-BLEA	139939	455557	39880	613234
540752 OTH W.FAB TEXTUR POLY DYED 85%	319456	2162143	722614	3317355
540753 OTH W.FAB DIF COL TEXTUR POLYS	1577	17194		292
540754 OTH FAB TEXT POLY FIL PRINTED	634202	2509500	457420	1747975
540761 OTH FAB,NON-TEXT POLY FILAMENT	72056	281260	50232	307821
540769 OTH FAB POLY FIL TEXTILE MAT	6837	55464	10849	66271
540771 OTH WOV FAB SYNTH FIL BL/UN-BL		242		4332
540772 OTH WOV FAB SYNTH FIL DYED 85%	60	2941	292	1958
540773 OTH W.FAB DIF COL SYN FILA PRI	1347	1581	576	1399
540774 OTH WOV FAB SYNTH FIL PRINTED		29345		
540782 OTH WOV FAB MIXED COTTON DYED		3421	22030	47093
540783 OTH FAB SYN TEXMAT COLOR DYED			7101	7805
540784 OTH FAB SYN TEX SQM MATERUAK	1049	60160	1842	13693
540792 OTH WOV FAB SYN F/L NS DYED		4434	2045	4384
540793 OTH WOV FAB SYN F/L NES COLOUR	2157	2565	3	660
540794 OTH WOV FAB SYN FIL NES PRINT	17018	89181	35952	116225
540810 W.FAB HIGH TENCITY YRN VIS,RAY	44	7091		614
540821 OTH WOV FAB ART. FIL BL/UN-BL	21802	127330	13009	80451
540822 OTH WOV FAB ART. FIL DYED	1791	12048	21455	28347
540823 OTH WOV FAB DIFFERENT COLOUR				3715
540824 OTH WOV FAB ART. FIL PRINTED	7674	10650	27138	110565
540832 OTH WOV FAB ART. FIL YARN DYED		3068		291
551211 WOV FAB-SYN STAPLE FIBR.UN-BLE		53677		5030
551219 OTH WOV FAB OF SYN STAPLE FIB	2511	55530	30294	129751
551221 W-FAB ACRYLIC FIB>85% UN-BLECH		18		
551229 O/W-FEB ACR STA FIB>85%WT ACRY	23	10149	142	6131
551291 WOV FAB SYN STAP FIB UN-BLECH		37	393	507

Contd.

10.11 Imports by Economic Categories (Detail)

(In Thousand Rupees)				
Items	November, 2018	From July, 2018	November, 2017	From July, 2017
551299 FAB>85%W DIS SYN FAB UN-BLECHE		3945	2036	5037
551311 W.FAB SYN.S.FIB COT.170G.UN-BL	3	3	108	108
551312 3/4-TH.TWIL-COT<170G.P.S.F.U-B			542	1308
551319 O/W-FAB-S.S.F-COT-170G.UN-BLE			37	403
551321 W-FAB SYN STA FIB MX COT DYED		708	148	4540
551323 POLYS,COT,STAP FIB<170G DYED		4883		28380
551329 OTH FAB SYN STAP FINRE DYED	1187	1187	1543	4842
551331 WOV FAB SYN STAP FIB COLOUR YR		2023		4985
551339 OTH WOV FAB STAP FIB<170G/SQM		379		
551341 WOV FAB POLY STAP FIB PRINTED	312	312	286	286
551349 O/W-FAB SYN STAP FIB MIX COTON		14360		912
551411 WOV.FAB P.S.F<85%.C>170G.UN-BL				16
551419 O/W-FAB-S.S.F-COT>170G.UN-BLE	933	933		1225
551421 W-F POLY STAP FIB<85% DYED	1635	28744	5888	28784
551422 W-F POLY STAP FIB 3/4THRD DYED	4586	22015	10336	29540
551423 OTH FAB POLY FIB MIX COT DYED	18	448	4081	4274
551429 OTH FAB<85% MIX COT SYN FIB	80	475	359	13486
551430 3-4THREAD TWILL DIF COLOUR-PSF	26	2423	171	9292
551441 W-F SYN FIB<85% MIX COT PRINT	1012	1012		
551442 W-F POL FIB MIX COT 3-4T PRINT	226	632	7389	7389
551449 O/W-FAB SYN MIX COT>170G PRINT	998	3944	5697	27738
551511 O/W.FAB.P.S.F-MIX-VISC.UN-BLEC	12419	372147	67530	239879
551512 O/W.FAB.P.F- MIX-M.M.F.UN-BLEC	867	867		36332
551513 O/W FAB P.S.F.MIX WOL/F-HAI.BL	988	189440	6466	135959
551519 O/W FAB POLY STAP FIB UN-BLECH		3266		783
551521 WOV FAB ARCYL FIB MIX.M.M.F.BL		5493		321
551529 O.WOV FAB- ARCYLIC FIB UN-BLEC		5642	1568	6805
551599 O.WOV FAB OF M.M.FILA.UN-BLECH		526	195	1346
551611 W-FAB ARTI FIB 85%>BL/UN-BLEA	45	1783		9766
551612 W-FAB ARTI >85% BY WEIGH,DEYED	60600	463340	58827	1036322
551613 W-FAB ARTI FIB>85% WT DIFF-COL			6994	6994
551614 W-FAB ARTI FIB>85% WT PRINTED	35235	666580	256657	1351787
551621 W-FAB ART FIB<85%WT MM.FILAM	502	859		
551622 W-FAB ART FIB<85% WT MM-F DYED		7059		144
551623 W-FAB ART FIB<85%WT D-COL,MM-F		73		276
551624 W-FAB ART FIB<85%WT MM-F PRINT	1439	1810		
551642 W-FAB ART FIB<85%WT MX COT DYE			44	2455
551643 W-FAB ART FIB<85%WT MIX COTTON		214		1864
551644 W-FAB ART FIB<85% WT MIC PRINT	382	4928		
551691 W-FAB ART FIB<85%WT UN-BLE/BLE		118		
551692 W-FAB ART FIB<85%WT MIX O/F DY	10	271		2300
551693 W-FAB ART FIB<85%WT D-COL,O/FI				333
560130 TEXTILE FLOCK,DUST & MILL NEPS	2014	25318	913	7554
560210 NEEDLELOOM FELT STICH-BOND FIB	12704	60495	10193	44595
560221 FELTS OF WOOL/HAIR,NOT COATED	133	748	51	917
560229 FELTS OTH TEXT MATE, NOT COATD		9801	23	1167
560500 METALLISED YARN,TEXTILE YARN	468743	1996626	379673	1644957
560900 ARTICLES OF YARN,STRIP ROPE	3720	10025	451	4507
570110 CARPETS OF WOOL, HAND KNOTTED	20054	82903	27399	134287
570190 CARPETS,KNOT OF OTH TEX MATERL	118	174		351
570210 KECER,SCHUMACKS,KARAMAE.ETC.	3232	18784	571	9341
570220 FLOOR COVERING COCONUT FIBRES		170		
570231 CARPETS F/COV.PILE CONS,M/MADE				4136
570232 SYNTHETIC TURF SPORTS FIELDS		2613		9686
570239 CARPETS ECT.AOT.MADE O/TEX MAT				2224
570241 CARPETS, (MACHINE MADE)	110	215		2040
570242 SYNTHETIC TURF SPORTS FIELDS	51312	202779	58836	238172
570249 CARPETS ETC.MADE OTH.TEX MATEL		54		
570299 RUGS OF COTTON	4	289	311	638
570310 CARPET ETC WOOL/FINE ANIM HAIR		76		
570320 SYNTHETIC TURF SPORTS FIELDS.	21328	111470	21225	92520
570330 SYNTHETIC TURF SPORTS FIELDS.	66827	500121	65047	325312

Contd.

10.11 Imports by Economic Categories (Detail)

(In Thousand Rupees)

Items	November, 2018	From July, 2018	November, 2017	From July, 2017
570390 CARPET/TUFT CARS/VEH O-TEX MAT	149	1843	218	615
570410 TILES, < 0.3 SQM AREA.		1607	1673	6329
570490 OTH CARPETS ETC.FELT N/TUFTED	16438	87096	33893	161535
570500 OTH CARPETS&OTH FLOOR COVERING	1737	13200	517	8192
580110 WOV.PILE FAB.CHENILLE FAB.WOOL		3292		2991
580122 CUT CORDUROY, OF COTTON	175	25241	89	20270
580123 OTH WEFT PILE FAB.OF COTTON.				176
580126 CHENILLE FABRICS, OF COTTON		201	1985	5772
580132 CUT CORDUROY, MAN-MADE FIBRES.			2311	9906
580133 OTH WEFT PILE FAB.M/MADE FIBRE		920		132
580136 CHENILLE FAB. MAN-MADE FIBRES.	7048	19796	14437	22588
580137 WARP PILE FABRICS OF COTTON	7661	80302		41511
580190 OTH PILE&CHENILLE FAB.TEX.MAT	148671	1011450	133725	440628
580219 OTH TERRY TOWEL/FABRICS,OF COT	98	202		128
580220 TERRY TOWEL/FABRICS, TEX.MAT		75		35
580230 OTH TUFTED TEXTILE FABRIC		97		
580300 GAUZE,OTHER THAN NARROW FABRIC	9	109		3
580410 TULLES AND OTHER NET FABRICS	101192	617614	33801	120435
580421 LACE MACHINE MADE,M-MADE FIBRE	29835	50453	181	10524
580429 OTH,LACE MACHINE MADE,OTH MAT.	68946	369169	54233	268015
580430 LACE HAND MADE		129		563
580610 WOV.PILE FAB.& CHENILLE FABRIC	22	649	347	5772
580620 OTH WOV. FAB. ELASTOMERIC YARN	7081	92256	19919	64467
580631 OTH NARROW WOV FAB, OF COTTON.	820	2502	503	2352
580632 OTH NARROW WOV FAB,M/MADE FIB.	51587	234656	34898	236655
580639 OTH,NARROW WOV.FAB,TEX.MAT		1790	589	6890
580640 OTH FABRICS,WARP W/OUT WEFTASM	257	1756		
580710 BADGES, WOVEN	114626	619735	113865	484181
580790 OTH,LABELS,BADGES&ART.TEX/MAT	16416	65629	32510	121939
580810 BRAIDS IN THE PIECE		127	346	418
580890 OTH,ORNAMENTAL TRIM,TASSEL ETC	5384	19531	93	2884
580900 WOV FAB.OF METAL TAREAD/YARN.	45	45		17
581010 EMBROIDERY W/OUT VISIBLE GROND		8		124
581091 OTHER EMBROIDERY,OF COTTON		6169		1255
581092 OTH EMBROIDERY,M-MADE FIBRES		28888	801	17847
590190 BUCKRAM	104943	503993	67709	368851
590210 TYRE CORD FAB HIT.YARN NYLPLMD	163367	848730	181824	715144
590220 TYRE CORD FAB H/T YARN POLYSTR	7774	52362	29769	97398
590390 OTH,TEX FAB IMP,LAM, PLASTIC.	173920	1186965	326363	1180771
590800 TEX WICKS,WOVEN,LAMP,LIGHTERS		37		83
590900 TEX HOUSE PIPING/TEX TUBING.	2906	46411	8189	60478
591190 O-DRYER SCREEN, PAPER MAKING	25808	192918	48998	197258
600110 LONG PILE FAB,KNIT/CROC.UN-BLE	780	11101	2402	15192
600121 LOOPED PILE FAB,COTTON.UN-BLEC	290	3580		
600122 LOOPED PILE FAB,M.M.FIB.UN-BLE	13354	34239	585	4329
600129 LOPED PILE FAB,O-TEX MAT.UN-BL	639	58264	513	32722
600191 PILE FAB,KNIT/CRO OF COT.UN-BL		1827		2836
600192 PILE FAB,KNIT/CRO,M-M-F.UN-BLE	905777	5623194	1787990	6562570
600199 PILE FAB,KNIT/CROCH,O-T.M.UNBL	2092	6511	40761	93066
600240 KNIT CROCH FAB<30CM,ELASTOME5%		125	125	29760
600290 OTH,KNIT/CROC FAB<30CM,ELAST5%		13759	5546	6921
600310 KNIT/CRO FAB WOL/H W-30CM.UNBL			58	58
600330 KNIT/CRO SYN-FIB W-30CM.UN-BLE		654		
600390 O.KNIT/CRO FAB W-30CM.UN-BLE		500		281
600410 KNIT/CRO FAB WD>30CM ELASTYR5%	9744	41669	6550	74464
600490 OTH KNIT/CRO FAB WD>30CM ELAST	3544	14140	930	23424
600521 WRAP KNIT FAB OF COT UN-BLECHE	1767	10199	179	9024
600522 WRAP KNIT FAB OF COTTON DYED	63	416	25095	56342
600524 WRAP KNIT FAB PRINTED	31088	47552		741
600535 WRAP KNIT FAB SYNTHETIC FIBRE	18633	92485	14244	66819
600536 WRAP KNIT FAB SYN.FIB UN-BLE		98606		60571
600537 WRAP KNIT FAB SYN.FIBRE DYED	64758	466441	59755	245645

Contd.

10.11 Imports by Economic Categories (Detail)

(In Thousand Rupees)

Items	November, 2018	From July, 2018	November, 2017	From July, 2017
600539 WRAP KNIT FAB SYN.FIB PRINTED	326	11627	26054	193186
600541 WRAP KNIT FAB ART FIB UN-BLEAC		225		
600542 WRAP KNIT FAB ART FIB DYED	2192	35473	16123	47018
600544 WRAP KNIT FAB PRINTED	1154	62694	3454	27955
600590 WR KN FAB O/TH H6001,6004.UNBL	413	173531	49860	190784
600610 OTH KNIT/CRO FAB OF WOOL/HAIR		1838		
600621 OTH KNIT/CRO FAB COTTON UN-BLE		285		308
600622 OTH KNIT/CRO FAB COTTON DYED	386	3738	17	2511
600623 OTH KNIT/CRO FAB COTON COLOR	18	18		
600624 OTH KNIT/CRO FAB COTON PRINTED		2224		678
600631 O-KNIT/CRO FAB SYN.FIB UN-BLEA	2123	12176	34365	79529
600632 OTH KNIT/CRO FAB SYN.FIB DYED	174125	1694824	604961	2461577
600633 OTH KNIT/CRO FAB SYN.FIB COLOR		33496	1097	7899
600634 OTH KNIT/CRO FAB SYN.FIB PRINT	2922	55640	80170	109380
600642 OTH KNIT/CRO FAB ART FIB DYED	109	802		588
600643 OTH KNIT/CRO FAB ART FIB COLOR				327
600644 OTH KNIT/CRO FAB ART FIB PRINT	414	414		
600690 OTH KNITTED CROACHE FAB.UN-BLE	14419	68613	11113	59277
610120 MEN/BOYS OVERCOAT/SIM ARTICLE	96	447	185	1876
610130 MEN/BOYS WIND JACKET/SIM ART.		454		2500
610190 OVERCOAT ETC.MEN OTH TEX KNIT.	203	4829	6063	12678
610210 APPAREL/CLOTH/ACCESSORIES,WOOL			229	229
610220 APPAREL/CLOTH ACCES,OF COTTON,		2729	106	1119
610230 APPAREL/CLOTH ACCES,M-MADE FIB	237	1132	295	3740
610290 APPAREL/CLOTH OF TEX MATEL,	1001	1588		849
610310 SUITS MEN'S/ BOYS KNITTED/CROC	4202	13872	636	31037
610322 MEN/BOYS,ENSEMBLE,COTTON,KN/CR	13	1336	342	2383
610323 MEN/BOYS,ENSEMBLE SYN/FIB,KNIT	5128	5462		162
610329 MEN/BOYS,ENSEMBLE OTH TEX MAT,	4185	20744	955	3747
610331 JACKET/BLAZER MEN/BOY,WOOL F/H		86		1083
610332 JACKET/BLAZER MEN/BOY COT/KNIT	1455	453618	5898	47485
610333 JACKET/BLAZER MEN/BOYS SYN FIB		14791	97	4652
610339 JACKET/BLAZER MEN/BOYS OTH TEX	93975	152589	47062	252197
610341 TROUSERS,ETC.MEN/BOYS WOOL F/H	26	26		
610342 TROUSERS,ETC.MEN/BOYS COT/KNIT	2198	25635	1711	9749
610343 TROUSERS, ETC.MEN/BOYS SYN FIB	61	311		763
610349 TROUSERS,ETC.MEN/BOYS TEX MAT	8933	34500	11296	99516
610419 WOMEN/GIRLS,SUITS OTH TEX MAT	4300	10280	243	12226
610422 WOMEN/GIRLS,ENSUMBLE,COTT/KNIT		155	102	206
610429 WOMEN/GIRLS ENSEMBLE,TEX MAT		1354	58	1084
610431 JACKETS/BLAZER W/GIRL WOL K/CR	223	315	249	249
610432 JACKET/BLAZER W/GIRL COT KN/CR	10030	25064	1188	6093
610433 JACKE/BLAZER W/GIRL SYN KN/CR	154	5441	3027	18236
610439 JACKE/BLAZ W/GIRL OTH TEX K/CR	22539	212058	4352	88617
610441 DRESSES W/GIRL WOOL/HAIR KN/CR		57		
610442 SHISHA EMBROIDERED DRESS COTTO	5264	20986	7591	14958
610443 DRESSES W/GIRL SYN FIB KNIT/CR	371	1491	55	1145
610444 DRESSES W/GIRL ARTFIB KNIT/CR		343		149
610449 DRES W/GIRL OTH TEX MAT KNT/CR	79	671	73	1640
610452 SKIRTS/D-S W/GIRL COT KNIT/CRO		55		37
610453 SKIRTS/D-S W/GIRL SYN KNIT/CRO		74	220	253
610459 SKIRTS/D-S W/GIRL OTH TEX K/CR	768	1464	196	494
610462 TROUSERS ETC OF COTTON KNI/CRO	713	9938	1031	8441
610463 TROUSES ETC OF SYN FIB KNITED	125	2318	1054	3986
610469 TROUSERS ETC OF OTH TEX MAT KN	1622	6380	5912	11460
610510 SHIRTS MEN/BOYS COTT KNIT/CRO	13132	66218	6444	32929
610520 MEN/BOYS SHIRTS M-MAD FIB K/CR	27394	200176	49564	308747
610590 MEN/BOYS SHIRTS O/TEXTILE K/CR	13398	49239	29942	245213
610610 W/GIRL SHIR/BLouses COT KN/CRO	543	3164	2990	7338
610620 W/GIRL SHIR/BLO M/MADE FIB K/C	260	971	85	821
610690 W/GIRL SHIR/BLOU OTH TEXMATK/C	3307	17393	1533	7238
610711 UNDERPANTS ETC M/BOY COT KN/CR	888	6622	2196	8410

Contd.

10.11 Imports by Economic Categories (Detail)

(In Thousand Rupees)

Items	November, 2018	From July, 2018	November, 2017	From July, 2017
610712 UNDERPANT ETC M/BOYS M/MAD FIB	282	282	41	81
610719 UNDERPANT ETC M/BOYS OTH T/MAT	134	495	418	557
610721 NIGHTSHIRTS OF COTTON,	3656	9596	528	1170
610722 NIGHTSHIRT OF MAN-MADE FIB KNT		330	11	11
610729 NIGHTSHIRT/PYJAMAS OTH TEX MAT		488	575	12015
610791 BATHROBES ETC OF COTTON M/BOYS		1561	5	454
610799 BATHROBE ETC OF OTH TEX KN/CRO	115	273	291	1774
610811 WO/GIRL SLIP,PETTICOAT KNIT/CR				13
610819 SLIP PETTICOAT OTH TEX MATERIA		30		
610821 W/GIRL BRIE/PANTIES COT KN/CR	1526	5301	88	598
610822 W/GIRL BRIEF/PANTIES M/MAD FIB	272	927	171	171
610829 W/GIRL BRIEF/PANTIES OTH T/MAT		733	293	2641
610831 W/GIRL N-DRESS/PAJAMA COT KN/CR	221	2324	2680	5018
610832 W/GIRL N-DRESS/PAYJAMS M/M FIB	142	527	12	283
610839 W/GIRL N-DRESS/PAJAMAS TEX MAT	2259	11901	1829	5224
610891 BATHROBE W/GRL COTTON KNIT/CRO	278	1356	74	122
610892 BATHROBE W/GRL MAN-MADE KN/CRO	226	314	12	114
610899 BATHROBE W/GRL OTH TEX KNI/CRO	70	443	191	602
610910 T-SHIRT,SINGLETS,WAISTCOT K/CR	10224	38916	12057	58444
610990 BALUCHI/PESHAW VEST O/TEX KN/C	11501	47846	15441	41114
611011 JERSEY,PULOVER,CARDIGAN,WOLLEN	692	2754	7148	13301
611012 JERSEY,ETC. WOOL, KASHMIR GOAT				6
611019 OTH JERSEY PULOVER ETC.WOOLEN	114418	412432	25558	135022
611020 JERSEY, PULOVER ETC.OF COT K/C	11314	36413	22056	60299
611030 JERSEY, PULOVER M/MADE FIB K/C	3782	41472	3201	30320
611090 JERSEY,ETC. OTH TEXT. MATERIAL	17323	127292	5400	62480
611120 BABY GARMENT OF COTTON KNIT/CR	7671	56692	5283	77102
611130 BABY GARMENT OF SYN FIB KNI/CR	631	7160	722	10799
611190 BABY GARMENT OF OTH TEX KNI/CR	167314	737168	99983	604865
611211 TRACK SUITS COTTON KNIT/CROCH	441	2512		55
611212 TRACK SUITS SYB FIB KNIT/CROCH	383	2728	218	1527
611219 TRACK SUITS OTH TEX MAT KNI/CR	1165	4858	736	1444
611220 SKI SUITS OF WIMEN KNIT/CROCHD			30	37
611231 MEN/BOYS SWIMWEAR SYN FIB K/CR				243
611239 MEN/BOYS SWIMWEAR OTH TEX K/CR	19	113		803
611241 WOM/GIRL SWIMWEAR SYN FIB K/CR	184	263		
611249 WOM/GIRL SWIMWEAR OTH TEX K/CR		235	18	291
611420 OTH GARMENT COTTON KNIT/CROCH	278	748	22	410
611430 OTH GARMENT MAN-MADE FIB KN/CR	19	1093	371	4793
611490 OTH GARMENT,OTH TEX MAT KN/CRO	1571	7681	1916	10443
611510 SOCKS	88311	360954	35145	223015
611521 O-PANTY HOSE&TIGHTS S-FIB<67DX	52	536	1692	4651
611522 O-PANTY HOSE&TIGHTS S-FIB>67DX		174		178
611529 O-PANTY HOSE OTH-TEXTILE MATE	31416	147814	21370	101948
611530 OTH W-MEN SOCKS DECITEX< 67/SY	39832	165397	9460	47952
611594 OTH HOSIERY WOOL/FINE ANI HAIR				67
611595 OTH HOSIERY OF COTTON	1497	19552	1875	42342
611596 OTH HOSIERY OF SYNTHETIC FIBRE		4701	2259	2277
611599 OTH HOSIERY OF OTH TEX MATERIL	2374	10452	534	5515
611610 GLOV,MITTEN,ETC PCAS/RUBER K/C	3985	13947	1250	6412
611691 GLOVE,MITTN,MIT KN/CR WOL/HAIR				46
611692 GLOVE,MITTENS ETC KN/CROC COTT	415	1623	255	957
611693 GLOVE,MITTENS ETC KNIT SYN FIB	3039	11611	4989	14708
611699 GLOVE,MITTENS ETC KNIT TEX MAT	1732	8169	719	12535
611710 SHAWLS, KNITTED OR CROCHETED	19426	63184	8321	38162
611780 OTH MADE UP CLOTHING ACCESRIES	84	1343	321	2925
611790 PARTS OF GARMENT OR CLOTH ACSS	692	698	1028	3367
620111 MEN/BOYS OVERCOAT WOOL NOTKNIT	1113	1831	906	906
620112 MEN/BOYS OVERCOAT COT NOT KN/C	566	1680		2993
620113 OVERCOAT MAN-MADE FIB NOT KNIT	203	273		640
620119 OVERCOAT SIM ART OTH TEX MATER	6982	28829	1476	3849
620191 OTH OUTER GARMENT WOOL MEN/BOY		74		232

Contd.

10.11 Imports by Economic Categories (Detail)

(In Thousand Rupees)				
Items	November, 2018	From July, 2018	November, 2017	From July, 2017
620192 OTH OUTER GARMENT COT MEN/BOYS	354	69623	66	9569
620193 OTH OUTER GAR M/MADE FIB M/BOY	9579	47479	1894	6129
620199 OTH OUTER GAR OTH TEX MAT M/BY	264	6825	1443	4372
620211 OVERCOAT ETC W/GRL WOOL N/KNIT		1684	115	990
620212 OVERCOAT ETC W/GRL COT N/KNIT	90	1015	51	452
620213 OVERCOAT ETC W/GRL M/MAD N/KNIT	1894	3721		3726
620219 OVERCOAT ETC W/GRL O/TEX N/KNIT	883	5945	8824	23037
620291 SKI/JACKET W/GRL WOOL NOT KNIT			15	123
620292 SKI/JACKET W/GRL COT NOT KNIT	17	1506		18
620293 SKI/JACKET W/GRL M/MADE N/KNIT	402	2524	26	1416
620299 SKI/JACKET W/GRL TEX MAT N/KNIT	1436	4144	45	1031
620311 SUIT MEN/BOYS OF WOOD NOT KNIT	58	7745	4158	7983
620312 SUIT MEN/BOYS SYN FIB NOT KNIT	5719	26579	34069	71262
620319 SUIT MEN/BOYS COTTON NOT KNIT	4726	33923	7512	100502
620322 ENSEMBLE MEN/BOY COT NOT KNIT		10176	2306	9890
620323 ENSEMBLE MEN/BOY SYN FIB N/KNIT		608		2153
620329 ENSEMBLE MEN/BOY OTH TEX N/KNIT	29031	128365	11161	20496
620331 JACKET ETC MEN/BOY WOOL N/KNIT	1479	5035	3451	4058
620332 JACKET ETC MEN/BOY COT N/KNIT	19637	55062	1763	13258
620333 JACKET ETC MEN/BOY SYN FIB N/K	5891	21204	9298	34525
620339 JACKET ETC MEN/BOY OTH TEX N/K	151876	469132	37772	150406
620341 TROUSER (INCLUDING SHALWAR)	8409	106132	5598	17020
620342 OTH TROU BIB M/BOY COTT N/KNIT	15722	54669	15398	83945
620343 OTH TROU BIB M/BOY SYN N/KNIT	7790	78578	6682	50410
620349 OTH TROU BIB M/BOY TEXT N/KNIT	22108	94825	23763	78829
620412 SUIT WOMEN/GRL OF COT N/KNIT				2076
620413 SUIT WOMEN/GRL OF SYN N/K		3	969	1663
620419 SUIT WOMEN/GRL OF TEX MAT N/K	3108	17965	2958	13536
620422 ENSEMBLE WOMEN OF COT N/KNIT	33	231		288
620429 ENSEMBLE WOMEN OF TEX FIB N/K		228	43	604
620431 JACKET W/GRL OF WOOL NOT/KNIT			198	198
620432 JACKET W/GRL OF COT N/KNIT		299	158	1106
620433 JACKET W/GRL OF SYN FIB N/KNIT	152	5278	180	5433
620439 JACKET W/GRL OF TEX MAT N/KNIT	33677	199565	8639	9939
620441 DRESSES W/GRL WOOL NOT KNITTED	466	466		2
620442 SHISHA EMBROIDERED DRESS COTTO	2324	13512	2768	14309
620443 DRESSES W/GRL SYN FIB NOT KNIT	230	2290	380	1312
620444 DRESSES W/GRL ART FIB NOT KNIT	49	667	79	633
620449 DRESSES W/GRL TEX FIB NOT KNIT	439	2052	169	977
620451 SKIRTS W/GRL WOOL NOT KNITTED				66
620452 SKIRTS W/GRL COTTON NOT KNIT	11	219	242	712
620453 SKIRTS W/GRL SYN FIB NOT KNIT		70		139
620459 SKIRTS W/GRL TEX FIB NOT/KN/CR	1352	11238	3374	7671
620461 TROUSER W/GRL WOOL NOT KNIT/CR		545		
620462 GHAGRA OF COTTON	1846	15564	4864	22063
620463 GHAGRA OF SYNTHETIC FIBRES	108	7330		4546
620469 GHAGRA OF OTH TEXTILE MATERIAL	9970	32465	11316	30715
620520 BALUCHI KAMEEZ OF COT MEN/BOY	34725	230865	28257	65072
620530 SHIRTS MEN/BOYS OF M/MAD N/KNIT	398	3916	168	1535
620590 SHIRTS MEN/BOYS OF WOOL/H N/K	31456	348234	29877	48044
620610 BLOUSES W/GRL SILK NOT KNITTED	23	23		12
620620 BLOUSES W/GRL WOOL NOT KNITTED				714
620630 MULTANI CHOLI OF COTTON W/GRL	378	3451	2107	19403
620640 MULTANI CHOLI M-MADE FIB W/GRL	2225	20166	1438	11233
620690 MULTANI CHILI OTH TEX MATERIAL	4128	12667	1999	6282
620711 UNEDERPANT ETC M/BOR COTTON	1625	2467		
620719 BALUCHI/PESHAW VEST O-TEX N-K		268		506
620721 NIGHTSHIRT/PYJAMA MEN COT N/K	22	22		292
620722 NIGHTSHIRT/PYJAMA MEN M/MAD NK	18	18		
620729 NIGHTSHIRT/PYJAMA MEN T/MAT NK	182	2636	17	81
620791 BATHROB ETC MEN COTTON N/KNIT	433	433		16
620799 BATHROB ETC MEN TEX MAT N/KNIT	262	7172	338	1841

Contd.

10.11 Imports by Economic Categories (Detail)

(In Thousand Rupees)				
Items	November, 2018	From July, 2018	November, 2017	From July, 2017
620819 SLIPS/PETTICOAT W/GRL T/MAT NK	57	105	41	41
620821 NIGHTDRESS/PYJAMA WOMEN COT NK	19	1089	583	1306
620822 NIGHTDRESS/PYJAMA WOMEN M/M NK	78	2383	29	2509
620829 NIGHTDRESS/PYJAMA WOMEN T/M NK	4207	16597	1190	7299
620891 BATHROB ETC W/GRL COTTON N/NK	1035	1927	10	1297
620892 BATHROB ETC W/GRL M/MAD FIB NK	322	684	71	574
620899 BATHROB ETC W/GRL TEX MAT N/NK	3749	10512	293	1349
620920 BABIES GARMENT COTTON N/KNIT	2133	12238	769	11447
620930 BABIE GAR&CLOTH SYN FIB N/KNIT	1555	3485	15	1314
620990 BABIES GARME OF OTH TEXTI MATE	6808	43611	14660	30404
621010 GAR MADE UP FAB H-56.02/56.03	3608	7916		1462
621020 OTH GAR MEN/BOY H-6201-11,19	41	441		330
621030 OTH GAR WOM/GRL 6202.11 TO 19		110		11
621040 OTH MEN/BOYS MADE UP FAB	63242	315281	1159	4634
621050 OTH MEN WOMEN/GIRL FAB N/KNIT	129	171	50	3097
621111 SWIMWEAR MEN/BOYS NOT KNITTED	271	351	495	1155
621112 SWIMWEAR WOM/GIRL NOT KNITTED		199		22
621120 SKI SUITS NOT KNIT/CROCHETED			26	26
621132 OTH GAR MEN/BOYS OF COTTON	42	1941	960	2426
621133 OTH GAR MEN/BOYS OF M/MADE FIB	59	12383	192	2859
621139 OTH GAR MEN/BOYS OF TEX MATERI	1735	3061	2022	5037
621142 OTH GAR WOM/GIRL OF COTTON	157	4457	54	358
621143 OTH GAR WOM/GIRL OF M/MADE FIB	327	2816	940	3715
621149 OTH GAR WOM/GIRL OF TEX MATERI	269	1690	384	5149
621210 BRASSIERES	59298	303361	60936	246271
621220 GIRDLES AND PANTY-GIRDLES	2840	9973	1282	5825
621290 BRACES,SUSPENDERS,GARTER&PARTS	6488	30842	12256	43935
621320 HANDKERCHIEFS OF COTTON	82	2226	16	3145
621390 HANDKERCHIEFS OF OTH TEX MAT	4436	24267	4337	26478
621410 SHAWLS,SCARVES ETC & LIKE SILK		99	14	14
621420 SHAWLS,SCARVES ETC & LIKE WOOL	14332	16271	157	1542
621430 SHAWL,SCARVE ETC&LIKE SYN FIB	40522	50424	689	24908
621440 SHAWL,SCARVE ETC&LIKE ART MAT	2486	2816		810
621490 SHAWLS OF OTH TEXTILE MATERIAL	70614	281425	88486	169630
621510 TIES,BOW TIES&CRAVATS OF SILK	361	4877	577	2727
621520 TIES,BOW TIES&CRAVATS M/M FIB	228	847	414	922
621590 TIES,BOW TIES&CRAVATS TEX MAT	3302	11860	1505	11392
621600 GLOVES OF TEXTILE FABRICS	12031	76709	7601	30250
621710 MADE UP CLOTHING ACCESSORIES	5053	11231	3530	16552
630110 ELECTRIC BLANKETS	718	895		1099
630120 BLANKET/TRAVEL RUGS OF WOOL/H		56		32
630130 BLANKET/TRAVEL RUGS OF COTTON	2038	2775	14	553
630140 BLANKET/TRAVEL RUGS OF SYN FIB	524183	1884219	654789	1916892
630190 BLANKET/TRAVEL RUGS OF TEX MAT	4338	20112	8224	26291
630210 BED SHEETS,KNITTED/CROCHETED	24577	65171	16731	58173
630221 OTH BED LINEN,PRINTED,N/KNIT	5	15459		8136
630222 OTH BED LINEN,PRINTED M/MADE		5802	183	183
630229 OTH BED LINEN,PRINTED MILL-MADE	2	2783	331	350
630231 BED SHEETS OF COTTON MILL-MADE	8	1467		6663
630239 BED SHEETS OTH TEX MAT HANDLOM	1008	16391	145	2432
630240 TABLE LINEN KNITTED/CROCHETED		70		113
630251 TABLE COVER OF COTTON MILLMADE	283	692	83	98
630253 TABLE LINEN OF MAN-MADE FIBRES		61	30	46
630259 TABLE LINEN OF OTH TEX MATERIA	263	512	50	251
630260 TOWELS OF COTTON MILL-MADE	1950	7656	1091	20385
630291 OTH COT TOIL/KIT LIN MILL MADE	42	378	105	393
630293 TOILET/KITCHEN LINEN M/MAD FIB	34	74	142	239
630299 TOILET/KITCHEN LINEN TEX MAT	3	275	15	119
630312 CURTAINS/BLINDS/VALANCE SYN FIB		1015	83	2469
630319 CURTAINS/BLINDS/VALANCE TEXMAT	22	751	204	345
630391 CURTAINS OF COTTON MILL-MADE	26	1960	148	4577
630392 CURTAINS OF SYN FIB MILL-MADE	5735	27844	1251	52253

Contd.

10.11 Imports by Economic Categories (Detail)

(In Thousand Rupees)

Items	November, 2018	From July, 2018	November, 2017	From July, 2017
630399 OTH CURTAINS/VALANCE OF TEXMAT	339	2560	3500	6773
630411 BED-SPREADS KNITTED/CROCHETED		96		
630419 BED-SPREADS, OTHERS		1683		798
630420 BED NETS		45		
630491 OTH KNIT/CROCH F-ART O/TH94.04	1264	6602	1507	3841
630492 OTH FURNISHING ARTICLE COT KNT	761	2855	93	851
630493 OTH FURNISHING ARTICLE SYN FIB	163	921	140	371
630499 OTH FURNISHING ARTICLES TEXMAT	193	1126	375	1036
630510 SACK/BAGS OF JUTE OTH TEX FIB	39041	180959	40633	278636
630520 SACKS AND BAGS OF COTTON		22		92
630532 FLEX INTER BULK CONT OF>1000KG	975	9412	4497	8281
630533 SACK/BAGS OF POLYETHYLENE/PROP	4630	21252	61	13312
630539 OTH SACK/BAGS MAN-MADE TEX MAT	90710	184385	22804	162956
630590 SACKS/BAGS OTH TEX MATERIAL	6188	14180	3099	11494
630612 TARPULINS,OF SYNTHETIC FIBRES	2184	45102	3618	108097
630619 TARPULINS OF OTH TEX MATERIAL	14	747	493	5242
630622 TENTS OF SYNTHETIC FIBRES	184	3451	2682	11186
630629 TENTS OF COTTON	248	4990	45	5917
630630 SAILS OF OTH TEXTILE MATERIAL		57		
630640 PNEUMATIC MATTRESSES OTH TEX-M		819		
630690 OTH CAMPING GOODS OTH TEX NAT	220	243	354	639
630710 DISH-CLOTH	11383	48289	7557	82509
630720 LIFE-JACKETS AND LIFE-BELTS	12521	41401	3620	25376
630790 SHOPPING BAGS, KNITTED	98703	452761	56310	414636
631090 USED&NEW RAGS,SCRAP ETC TEXMAT	12283	41416	9615	35672
640110 FOOTWEAR INCORPORATPROTE M-TOE	320	2268	2537	3265
640192 OTH FOOTWEAR COVERING ANKLE		185	334	6271
640199 OTH FOOTWEAR NES UPPER NOT FXD	149	4906		4524
640212 SKI,SNOWBOARD BOOT SOLE RUB/PL	77	1458		
640219 OTH SPORTS F-WEAR SOLES RUB/PL	405	3000	633	8940
640220 F-WEAR WITH UPPER STRAP ASSEMB	9509	70496	13810	52114
640291 F/WEAR COV ANKLE SOLE/UPPERS	627	9871	78	1345
640299 OTH F/WEAR SOLE/UPPER RUB/PLAS	9612	66504	16276	204649
640312 SPORTS FOOTWEAR SKI/SNOWBOARD		480		10
640319 OTHER; SPORTS FOOTWEAR	40301	161622	33579	101197
640320 FOOTWEAR OUTER SOLE OF LEATHER	34984	65402	18503	18686
640340 OTH FOOTWEAR WITH METLTOE CAP	3556	40384	5609	41226
640351 OTH FOOTWEAR SOLE COV ANKLE		1197	3361	5090
640359 OTH FOOTWEAR OUTERSOLE LEATHE	4744	33361	5540	8493
640391 OTH F-WEAR OUTERSOLE COMP LEA	5917	10796	118	209
640399 OTH F-WEAR O/S RUB, PLAS, LEA	8363	205694	12119	175420
640411 SPORTS FOOTWAR SHOES RUB/PLAS	49926	213528	18891	213806
640419 OTH FOOTWEAR OUTER SOLE RUB/PL	574030	3088239	729021	3315710
640420 FOOTWEAR OUTERSOLE COMP LEATHR	722	2177	3861	7379
640510 FOOTWEAR UPPER/COMP LEATHER	108537	1026871	241638	1120185
640520 FOOTWEARS UPPER TEX MATERIAL	908	12295	1742	11667
650400 STRAW HATS	40	596	649	1450
650500 OTH HATS AND HEADGEAR KNITTED	5659	72910	11025	83721
650610 SAFETY HEADGEAR	165687	338827	70723	194818
650691 OTH HEADGEAR RUBBER/PLASTICS	1185	2916	1365	7834
650699 OTH HEADGEAR OF OTH MATIRIALS	873	9150	901	4148
650700 HEADBAND LINING COVERHAT FOUN	4666	10217	2927	7041
660110 GARDEN OR SIMILAR UMBRELLAS	1622	10805	3907	8885
660191 OTH UMB WITH TELESCOPIC SHAFT	478	1113	94	437
660199 OTH UMBRELA/SUN UMBRELLAS	7544	65318	23715	67840
660200 WALKING STICKS AND SEAT STICKS	1107	5873	2650	6993
660390 OTH PATS/FITTING UMBRELLAS		38		49
670100 SKINS AND OTH PARTS OF BIRDS				10
670210 ART FLOWER, FRUIT OF PLASTIC	28853	93990	13088	42520
670290 ARTIFICIAL FLOWER,FOLIAG O/MAT	46433	159555	32314	117709
670411 COMPLETE WIG OF SYN.TEXT MAT.	101	737	155	850
670419 OTH BEARD, EYE BROW SYN.TEX MA	110	1178	15	660

Contd.

10.11 Imports by Economic Categories (Detail)

(In Thousand Rupees)

Items	November, 2018	From July, 2018	November, 2017	From July, 2017
670420 WIGS, BEARDS OF HUMAN HAIR		132	52	52
691090 OTH CERAMIC SINKS WASHBASIN PE	1961	4779	52	15239
691110 DINNER STES OF PORCELAIN/CHINA	213426	764230	201058	881387
691190 OTH HOUSEHOLD ARTICLES OF PORN	16681	91244	54331	228374
691200 TABLE/ KITCHENWARE O/TH CHINA	74210	176510	20566	64628
691310 STATUT ORNAMENT PORCELAIN CHI	1152	4087	2249	7313
700992 FRAMED GLASS MIRRORS	14257	56352	15971	62909
701010 AMPOULES	6995	41842	15299	40975
701020 STOPPERS, LIDS AND OTH CLOSURES	31443	95008	9607	39779
701190 OTHER, GLASS ENVELOPES		612		68
701310 INDOOR DECOR OF GLASS CERAMICS	7049	65479	17311	81800
701322 STEMWARE DRIN GLA LEAD CRYSTAL				108
701328 OTH STEMWARE DRINKING GLASS	5920	20933	19	14797
701333 O-DRINKING GLASS LEAD CRYSTAL		42		32
701337 OTH DRINKING GLASS O/T GL-CEMI	5979	28641	18391	75259
701341 G-WARE TABLE, KICH LEAD CRYSTAL		103		
701342 G-WARE LINEAR C-EXPENSION-5x10	369	383	993	3831
701349 O-GL-WARE L-C-EX=5x10 T, 0-300C	244102	915811	310439	1432258
701391 OTH GLASS-WARE OF LEAD CRYSTAL		26	1632	2223
701590 OTH CLOCK/WATCH/NON-CORRETVE	499	1051		376
701690 OTH PAVING BLOCKS/SLABS/BRICKS	8611	21555	1525	3358
701710 QUART REACTOR TUBE & HOLDERS	9684	44017	15233	47995
701720 LAB HYG/PHAR GLASSWARE L/C=10K	20	834	304	2806
701790 OTH LAB GLASSWARE ETC N.S.	17055	56510	2978	40021
701810 GLASS BEADS, S/PERAL/PRE-STON	131883	560918	68147	417624
701820 GLASS MICROSPHERRES=1MM DIA	6417	56112	3802	43730
701939 OTH WEBS, MATTRESSES, BOARD ETC	31134	322019	76290	418945
701940 WOVEN FABRICS OF ROVINGS	255	4229	3542	10976
701951 TYRE CORD FABRICS WIDTH>30 CM	2867	4295	1204	3904
701952 OTH WOV FAB WID<30CM WT<250G/M		1019		9
701990 INSULATING SLEEVES	65117	406434	33494	250264
711299 OTH WASTE/SCRAP PRECIOUS METAL	1482	14148	2241	5956
711311 ARTICLE OF JEWELLERY OF SILVER	24	603		7221
711319 JEWELLERY OF GOLD		51398	1215	2748
711320 ART(JEWELRY)BASE MTL-CLD P-MTL		8		
711411 ART OF SILVER WARES W/N PLATED		4		
711419 ART OF PRE METALS W/N PLAT				114
711510 CATALYST INFORM WIRE/GRIL PLAT			3406	125415
711590 OTH ART PREMET/MET CLAD P/MTL	7776	228743	32102	202341
711620 ART PRECIOUS/SEMI-PRE STONES				55
711711 CUFF-LINKS/STUDS-BASE METAL	769	2517	734	3062
711719 OTH IMITATION JEWELLERY B/METL	72766	336628	57946	460233
711790 OTH IMITATION JEWEL B/METL, N.S	16827	63484	19801	119588
731829 OTH COACH SCREW, BOLTS, NUT I/S	16897	80651	15919	86434
731940 SAFETY PINS & OTHER PINS	5249	23479	5371	18121
732090 SPRING, LEAVES UN-MNF VIDO CASS	46251	213666	34039	191548
732111 COOKING RANGES	26519	139842	27132	175578
732112 COOK APPLI/PLAT WARMER LIQ FUL		793		22
732119 O-COKING APPLI INCL SOLID FUEL	9594	33101	9699	41476
732181 OTH APPLI FOR GAS & OTH FUELS	8636	15889	5578	19141
732182 OTH APPLI FOR LIQUID FUEL			1809	1809
732189 OTH APPL INCL APPLI SOLID FUEL		1101	69	339
732290 AIR HEATER & HOT AIR DISTRIBUTER	3513	13282	9525	149441
732310 IRON/STEEL WOOL, POT SCROEL ETC	29327	105745	23576	130551
732391 OTH BUCKETS OF CAST IRON ENAMA	1053	5598	479	835
732392 OTH H-HOLD ART CASTIRON ENAMA	384	1475		1257
732393 OTH DOMESTIC UTEMSILS STA-STEL	5439	32971	9296	35508
732394 OTH DOMESTIC UTENSIL IRON/STEL	11932	60473	30310	152641
732399 OTH H-HOLD ARTCL, PART THEREOF	28420	175409	56657	279282
732410 SINKS OF STAINLESS STEEL	24622	71545	10088	47970
732421 BATH TUBS CASTIRON W/N ENAMEL	500	2849	927	5742
732429 OTH BATH, SINK, W-BASIN ENA IRON	39617	93812	19409	74859

Contd.

10.11 Imports by Economic Categories (Detail)

(In Thousand Rupees)				
Items	November, 2018	From July, 2018	November, 2017	From July, 2017
741539 OTH THREAD ARTICLES OF COPPER	1330	7615	218	19765
741810 TABLE,KITCH/OTH HOUSEHOLD ARTI	119	173		
741820 OTH SANITARY WARE,PARTS COPPER	244	1973	485	1857
741991 CAST,MOULDED,STAM,FORGED,COPPE	149	1576		2273
750720 TUBE OR PIPE FITTING NICKEL				918
761490 OTH STRAN WIR,ROP,CABL,PL ALUM	286	407589	8922	1850229
761510 TABLE,KITCH,POT POLISHPAD ALUM	13991	58567	12894	68296
761520 SANITARY WARE&PATS OFALUMINIU	1632	5714	1398	1624
761610 NAILS,BOLT,NUT,SCREW ETC ALUMI	472	6133	2348	4649
761691 CLOTH,GRIL,FENCING OF ALUM WIR		2425	1512	7215
790500 ZINC PLAT SHEET, STRIP & FOIL		1044		396
800300 TIN BAR, ROD, PROFILE AND WIRE	73	1489		460
810194 OTH UN-WROUGHT TUNGSTEN,BAR RD		265		
810295 OTH MOLYBEDNUM BAR,ROD,SINTER	44	1776		
810430 RASPIINGS,TUMINGS,ETC MAGNESIUM				5
820900 PLATE STICK,TIPS TOOL CERMET	13617	55233	16124	51886
821000 HAND-OPERATE MECHANICAL APPL	7447	32258	4118	32167
821110 SETS OF ASSORTED ARTICLES	16	51	102	520
821191 TABLE KNIVES HAVING FIX BLADE.	366	2471	3429	14548
821192 OTH KNIVES HAVE FIXED BLADES.	9493	27079	3811	21164
821193 KNIVE OTH THAN FIXE BLADES.	696	2821	723	4142
821194 BLADES	212	1202	2471	5249
821195 HANDLES OF BASE METAL		53		121
821210 RAZORS	52670	209865	100366	397895
821220 SAFETY RAZOR BLADES,	22871	100517	38848	204842
821290 OTHER PARTS	2514	12985	7611	20784
821300 SCISSORS,TAILORS,SHEARS BLADE	4486	28126	6313	23372
821410 PAPER KNIVES,LETTER OPENER,ETC	13118	63188	24145	107279
821420 MANICURE OR PEDICURE SETS.	3462	8856	3781	11440
821490 OTH ARTICLES OF CUTLERY .	4761	22937	9646	39257
821510 SET OF ASORTED ARTICLE-PRECMTL		737		11
821520 OTH SETS OF ASSORTED ARTICLE.	19446	38286	3616	52985
821591 OTH ARTICLE,NOT INSETS,PLATED	3	27		36
821599 SPOONS	7909	31968	10368	47902
830110 PADLOCKS	69750	358761	106672	498413
830120 DOOR LOCKS VEH-H-8704.3190,11	6511	34143	3643	31841
830130 LOCKS FOR FURNITURE	56682	198306	66532	334062
830140 OTHER LOCKS	56737	201818	80905	461301
830150 CLASPS AND FRAMES WITH CLASPS.	16	1461	2744	14070
830160 PARTS OF LOCKS	85522	349504	5232	50575
830170 KEYS PRESENTED SEPARATELY	1213	9669	3254	10051
830210 HINGES,VEH-H-8704.2299,8703	54463	266666	54760	230958
830220 CASTORS	24956	153819	21277	119888
830230 LATCH ASS-DOORS CARS-H-8703,04	793	2434	1414	10632
830241 OTH MOUNTING,FITING BUILDING	1927	44537	2463	20678
830242 OTH MOUNTING,FITING FURNITURES	84983	430484	58453	442402
830249 OTH FITINGS OF BASE METAL N.S.	50659	262723	44717	225131
830250 HAT-RACKS,HAT-PEGS,BRACKET&FIX	3103	11707	2486	22764
830300 ARMOURED/REINFORCED SAF B-MTL.	7401	13175	10677	34568
830400 FILING CARD-INDEX CABINET/TRAY	916	4130	1370	6030
830510 FITTING FOR LOOSE-LEAF BINDERS	461	2476		4332
830520 STAPLES IN STRIPS	28745	126930	18344	78229
830590 OTH, INCLUDING PARTS	18150	57726	22313	73192
830610 BELLS,GONGS ETC.ELECTRIC METAL	3219	8036	1625	7564
830621 STATUETT OTH ORNAMENT BASE MTL		38		1
830629 OTH STATUETT OTH ORNAMENT	12313	46579	11528	31532
830630 PHOTOGRAPH,PICTURE FRAME MIRROR		353	50	1281
830710 FLEXIBLE TUBING OF IRON/STEEL	20071	127919	8014	124742
830790 FLEXIBLE TUBING OF BASE METAL	22997	99940	31412	129724
830810 HOOKS OF BASE METAL	26930	152683	27236	136393
830820 TUBULAR OR BIFURCATED RIVET	1870	9988	47467	191984
830890 CLASPS OF BASE METAL	34266	131161	30435	133007

Contd.

10.11 Imports by Economic Categories (Detail)

(In Thousand Rupees)

Items	November, 2018	From July, 2018	November, 2017	From July, 2017
830910 CROWN CORKS OF BASE METAL		1		175
830990 ALUM LID CAN OF CARBONAT DRINK	48322	399893	38996	258499
831000 NUMB PLATE ASSEMBLY,AGRI-TRACT	15212	43783	25929	28672
831110 COATED ELECTRODE OF BASE METAL	51372	401357	128659	519416
831120 CORED WIRE OF BASE METAL,	18457	44851	3510	72856
831130 COATED RODS&CORED WIRE,B/METAL	16501	85673	30110	102154
851290 PARTS OF PRODUCT H-85124011,12	30046	105959	49216	104208
852290 OTH T/COM EQ/AC HD 85.19-85.21	185122	771137	79381	386089
852321 CARDS INCORPORTAING MAG STRIPE	69357	431816	14517	104239
852329 MAGNETIC DISCS	242	2703	1044	4855
852341 COMPACT DISC (CD)UN-RECORDED	6543	30668	8638	33617
852349 OPTICAL MEDIA CONTAIN SOFTWARE	1053476	5461135	758199	1707919
852351 MULTIMEDIA MEMORY/SD CARDS	16348	163420	19930	732770
852352 SIM CARDS	290074	1293231	198550	1335347
852359 PROXIMITY CARDS AND TAGS	66260	225373	24143	130182
870990 PARTS,H-NO.87.09 OF WORK TRUCK	5307	23607	436	2314
871499 OTHER,PARTS AND ACCESSORIES	43800	116664	17255	112613
880390 OTH PARTS OF H-88.01 OR 88.02	921896	3384869	537499	2726218
902000 GAS MASKS	32455	139557	17409	116313
902110 ORTHOPAEDIC/FRACTURE APPLIANCE	3230	49053	9752	39073
902121 ARTIFICIAL TEETH	109	945	1239	1417
902129 OTHER; DENTAL FITTINGS	50	15798	442	19586
902131 ARTIFICIAL JOINTS	63787	564004	75630	297400
902139 OTH ARTIFICIAL PARTS OF BODY	130161	779657	136555	805317
902140 HEARING AIDS,EXCL PART/ACCESSO	55940	155938	23087	39924
902150 PACEMAKER STIMULAT HEART MUSCL	100225	832773	79206	314661
903300 PARTS& ACCE OF HEARING AIDS	31402	165391	41183	135765
910111 WRIST WATCH,ELE OPE,MECH DISPL		153		66
910119 O-W-WATCH ELECTRICALLY OPERATED	5354	18849	91383	215348
910129 O-W-WATCH,W/N INCO.STOP WATCH	3907	4217	65	3198
910191 OTH. POCKET-WATCH ELE OPERATED		232		43
910199 O-WATCHES INCL STOP WATCHES	11	968	206	1596
910211 W-WATCH,MACH DISPL O/TH H-9101	9593	59777	11375	51081
910212 W-WATCH,OPTO ELECTRONIC DISPLY	17	98		29
910219 O-W-WATCH W/N INCOR STOP WATCH	38585	116533	22623	172353
910221 W-WATCH,AUTO-WIND O/T H-9101	6965	7141		4358
910229 O-W-WATCH O/THAN H-9101	47338	174843	28442	181134
910291 OTH, POCKET-WATCH ELE OPERATED		749		
910299 O-POCKET/STOP WATCH O/T H-9101	63	1131	1852	5544
910310 CLOCK WATCH MOVE ELECT OPERATD	15	27		34
910390 OTH,CLOCKS WATCH MOV EX.91.04	472	801	513	5341
910400 INS PANEL CLOCK-AIR&SPACECRAFT	249	2268		132
910511 ALARAM CLOCK,ELECTRICALLY OPE.	1822	6005	1209	5381
910519 OTHER, ALARAM CLOCK	2009	4000	1818	6981
910521 WALL CLOCK,ELECTRICALLY OPERAT	1625	5328	2969	11598
910529 OTHER WALL CLOCKS	10391	41218	10835	41868
910591 OTH,CLOCK ELECTRICALLY OPERATD	1451	5397	236	1826
910599 OTHER CLOCKS	202	415	169	3311
910610 HOUR-METERS/METER AGR-TRACTOR	24	780	268	1094
910690 OTH,TIME OR DAY RECORDING APPA	9087	27488	6727	30646
910700 TIME SWITCHES WITH CLOCK/WATCH	28491	122046	12223	62268
910811 WATCH MOVE ELEC.OPE MACH DISPL		135		199
910819 OTH,WATCH MOVE ELECT.OPERATED	205	349		192
910890 OTH,WATCH MOVE COMPLETE ASSEMB	100	251	86	321
910910 ELE OPER.CLOCK MOVE COMP/ASSEM		17	149	1083
910990 OTH CLOCK MOVEMENT COMP&ASSEMB	668	1182	48	933
911011 COMP MOVE,UNASSEMBLED WATCH	653	8294		1506
911012 INCOM MOVE,ASSEMBLED OF WATCH			25	25
911090 OTH,COMP MOVE WATCH/CLOCK UN-A	3027	9501	3200	4129
911120 WATCH CASES BASE METAL,W/N G/S			443	1523
911180 OTHER;WATCH CASES	356	953	369	2218
911190 PARTS OF WATCH CASES	4588	8680	499	4159

Contd.

10.11 Imports by Economic Categories (Detail)

(In Thousand Rupees)

Items	November, 2018	From July, 2018	November, 2017	From July, 2017
911220 CLOCK CASE&CASE OF SIMIL GOODS	404	733	41	636
911290 PART OF CLOCK CASE/SIMILR CASE	336	705	2120	2723
911310 WATCH STRAPS,BAND PRECI METAL.		87		
911320 WATCH STRAPS,BAND OF BASE METL		47	41	41
911390 OTH,WATCH STRAPS,BANDS PART	6855	9277	1895	7968
911410 SPRINGS,INCLUDING HAIR-SPRINGS	20	112		17
911430 DIALS	167	241	100	406
911490 OTH;CLOCKS OR WATCH PARTS,N.S.	15887	45283	4969	29328
920110 UPRIGHT PIANOS			45	67
920120 GRAND PIANOS	1	1	22	22
920190 OTH,HARPSICHORD KEYBOARD STRIN	2810	18747	80	1226
920210 OTH STRING PLAYED WITH A BOW	11	442		
920290 OTH,STRING MUSICAL INSTRUMENTS	5862	58384	2039	7120
920510 BRASS-WIND INSTRUMENTS			30	178
920590 OTH,WIND MISICAL INTRUMENTS,NS	30	2891	17	168
920600 PERCUSSION MUSICAL INSTRUMENTS	518	677		194
920710 KEYBOARD INS,O/THN ACCORDIONS	8	1181		1241
920790 OTH,MUSICAL INSTRUMENTS	311	2967	1184	20671
920810 MUSICAL BOXES	107	564	297	1171
920890 OTH;MECHANICAL STRET ORGAN,INS	4260	28479	2772	18621
920930 MUSICAL INSTRUMENT STRINGS		11		71
920991 OTH PARTS & ACCE FOR PIANOS.		1		
920992 PARTS&ACCE MUSICAL INS H-92.02		237	125	193
920994 PARTS&ACCE MUSICAL INS H92.07		51		1
920999 OTH;PARTS&ACCE(CARDS,DISCS)	114	385	19	1227
930110 ARTILERY WEAPONS(GUNS/MORTAR)	4712	4712		
930190 FULLY AUTOMATIC SHOTGUNS	5852	21430		
930200 REVOLVERS PROHIBITED BORE,>.32	286	8958		1501
930320 SHOTGUNS, S-BARREL PUMP-ACTION	401	534		43
930330 O SPOR,HUNT-RIFLES SIN-SHORT		177		426
930390 OTH;FIREARMS,DEVIC OPE FIR EXP	70	135		674
930400 OTH,ARMS OF HEADING NO.93.07	4638	26144	5349	24172
930510 FIRING MECHANISMS-REVOL/PISTOL				5
930520 SHOTGUN BARRLES	12	28		
930599 OTH PART&ACCE.ARTILERY H93.01		46	176	356
930621 SHORTGUN CARTRIDGES	1481	2441		2719
930629 OTH,PARTS OF SHORTGUNS CARTRIG	268	1269	4033	4478
930630 CARTRIDGES RIVETING SIMI TOOL.	288	170172	26848	33524
930690 OTH;AMMUNITION OF WAR & PARTS.		156091		136
930700 SWORDS,CUTLASSES,BAYONETS,LANC	7	8		193
940110 SEATS OF A KIND USED,AIRCRAFT.	2044	14180	767	6719
940120 SEATS FOR M-VEH H-8703 & 4	2870	8566	903	10928
940130 SWIVEL SEATS VARIABLE HEIGHT.	47401	186185	33853	178014
940140 SEATS O/THN GARDEN SEATS,CAMP	3518	16128	801	13888
940152 SEATS OF BAMBOO				15
940153 SEATS OF RATTAN		270		54
940159 OTH SEATS W/N CONVERTIBLE-BED	353	5565	99	7266
940161 OT,SEATS UPHOLSTERED WOOD FRAM	8211	39961	10489	36899
940169 OTHER SEATS,WITH WOODEN FRAMES	2884	14015	3158	18538
940171 OT-SEATS UPHOLSTERED METALFRAM	16482	87705	12897	70836
940179 OTHER SEATS;WITH METAL FRAMES	32637	186012	50907	281549
940180 OTHER SEATS WITH METSL FRAMES	31507	126802	18302	146758
940190 SEAT PARTS-FOAM CAR/VEH-8703,4	260891	1558358	295983	1552673
940310 METAL FURNITURE USED IN OFFICE	474	62541	3310	235438
940320 OTH,METAL FURNITURE O/THN OFFI	21216	111843	30014	158022
940330 WOODEN FURNITURE-OFFICE USE	17265	104315	31206	206610
940340 WOODEN FURNITURE-KITCHEN UES	11187	73522	16742	50072
940350 WOODEN CABINETS	29392	240367	61559	403903
940360 OTHER WOODEN FURNITURE	22025	194062	35308	109504
940370 FURNITURE OF PLASTICS	6079	35629	7998	38142
940382 FURNITURE OF BAMBOO	69	69		
940383 FURNITURE OF RATTAN		1632		62

Contd.

10.11 Imports by Economic Categories (Detail)

(In Thousand Rupees)

Items	November, 2018	From July, 2018	November, 2017	From July, 2017
940389 OTHER FURNITURE OF CANE, OSIER	2671	8801	3851	38036
940390 PARTS FURNITURE H -NO.94.03.	14584	51230	12987	38091
940410 MATTRESS SUPPORTS	18865	30641	1033	7925
940421 MATTRESS CELLU RUBBER/PLSTIC	76	17295	191	966
940429 MATTRESS OF OTHER MATERIALS	459	8110	686	20054
940430 SLEEPING BAGS	196	381	2	497
940490 OTH,ARTI BEDDING&SIMI FURNISH.	1657	28427	6388	37904
940510 CHANDELIERS	333390	1434227	330343	1797005
940520 ELECTRIC TABLES,DESK,BEDSIDE	7167	37739	10766	54051
940530 LIGHTING SETS CHRISTMASTREES	176334	691138	302556	609935
940540 LIGHT SYSTEM FILM SHOOTING	75171	562930	128973	2218471
940550 NONELEC TUBULAR DAYLIGHT DEVIC	1000	3266	1344	4538
940592 PARTS OF PLASTIC H-94.05,N.E.S	1465	9093	929	3280
940610 GREEN HOUSES OF WOOD	66170	276455	54803	313077
940690 OTHER GREEN HOUSES	448516	2244735	512600	2051051
950300 WHEELED TOYS RIDDEN BY CHILDR	395635	2041987	445579	2316455
950420 ARTI&ACCE, BILLIARDS ALL KIND	3419	18167	4253	22780
950430 OTH GAMES OPERA BY COIN/CARDS	9277	27718	7175	46054
950440 PLAYING CARDS	11437	34817	10488	30876
950450 VIDEO GAMES CONSOLES&MACHINES	121	3371	484	19487
950490 DICE CUPS	4548	69743	4413	24774
950510 ARTI FOR CHRISTMAS FESTIVITES.	1965	5113	10034	18707
950590 OTHER ENTERTAINMENT ARTICLES	50553	230266	72537	312791
950611 SNOW SKIS		4		13
950619 OTH;SNOW SKI EQUIPMENT.	99	1872	20	1299
950621 SAILBOARDS				151
950629 OTH;WATER SKI,SURF BOARD W-SPO	1051	1383	407	17307
950631 GOLF CLUBS COMPLE/OTH GOLF EQU		4	415	833
950632 GOLF BALLS	623	3609	761	2902
950639 OTHER;GOLF EQUIPMENTS	128	2516	246	1820
950640 ARTI,EQUIP FOR TABLE-TENNIS.	2593	3847	1467	6631
950651 LAWN-TENNIS RACKETS,W/N STRUNG	229	845	599	1951
950659 BADMINTON RACKETS	17832	53309	8578	49055
950661 LAWN TENNIS BALLS	6648	59431	20047	80415
950662 FOOTBALLS	12359	45886	7508	24717
950669 CRICKET BALLS	4001	13726	4849	24917
950670 ICE SKATES,ROLLER INCL SKABOOT	1507	5869	252	3630
950691 EQUIP. FOR OTHER PHY EXERCISE	109850	435669	73453	582875
950699 FOOTBALL COVER	24189	107719	30476	99631
950710 FISHING RODS	338	943	12	338
950720 FISH -HOOKS,W/N SNELLED.	5	930	350	1928
950730 FISHING REELS	81	481	3	444
950790 OTH LINE FISHING TACKLE NETS	985	6861	867	3927
950810 TRAVELLING CIRCUSES/MENAGERIES	47	141		61
950890 SWINGS,SHOOTING GALLERIES ETC.	18824	94494	39554	198070
960110 WORKED IVORY,ARTICLES OF IVORY				2906
960190 WORKED TORTOISE-SHELL ARTICLES		109		104
960200 GELATINE CAPSULES	113510	562232	93699	717700
960310 BROOM,BRUSHE,CONS TWIN,VEG-MAT	687	3655	7516	18586
960321 TOOTH BRUSHE,INCL DENT-PLA BRU	47267	197506	60879	330940
960329 OTH;SHAVING,HAIR,NAIL BRUSHES.	5339	32117	6741	56360
960330 ARTST,WRITING,SIMILAR BRUSHES	4338	21483	2486	10032
960340 PAINT,DISTEPER,VARNISH BRUSHES	1494	11855	176	15221
960350 OTH BRUSHES CONSTI PART MACHIN	2243	23358	12361	37611
960390 OTH;HAND OPE MECHANICAL F-SWEPR	24697	120720	27301	146116
960400 HAND SIEVES AND HAND RIDDLES.	51	873		508
960500 TRAVEL SETS FOR PERSONALTOILE.	1665	4505	669	6262
960610 PRESS-FASTENERS,SNAP-FASTENER.	31070	181721	26221	115078
960621 BUTON OF PLASTICS,NOT COVERED	191482	1076543	86890	508686
960622 BUTON OF BASE METAL,COVER TXT	19076	154449	26692	148825
960629 PRESS STUDS	76323	245656	72854	302187
960630 BUTTON MOULDS,PARTS OF BUTTON.	2	6	24382	24591

Contd.

10.11 Imports by Economic Categories (Detail)

(In Thousand Rupees)

Items	November, 2018	From July, 2018	November, 2017	From July, 2017
960711 SLIDE FASTENER FIT CHAIN SCOP.	39063	199058	5786	135042
960719 OTHER;SLIDE FASTENERS	96577	593168	136142	648686
960720 PARTS; SLIDE FASTENERS	6702	44237	5711	45458
960810 BALL POINT PENS	20004	72381	14824	78963
960820 FELT TIPPED,PORUS TIPPED PEN	31617	153806	11203	102949
960830 FOUNTAIN PEN,STYLOGRADH PEN	7952	42569	5800	46749
960840 PROPELLING OR SLIDING PENCILS		503		19
960850 SETS OF ARTICLS FROM TWO FOR-H	1133	4232	1019	9448
960860 REFILLS FOR BALL POINT PEN.	20221	119938	33851	74099
960891 PEN NIBS AND NIB POINTS	56655	253356	37557	139929
960899 PEN CAPS,CLIPS OF STEEL M-LOCL	16580	119948	27498	122623
960910 PENCILS&CRAYON W-LEADS ENCASD.	143341	519463	196792	879369
960920 PENCIL LEADS, BLACK	9775	32003	14159	43708
960990 OTH;PENCIL,DRAWING CHARCOALS.	14083	41281	10871	26390
961000 SLATES&BOARDS,WRITNG/DRAWIN	6675	27540	3570	20928
961100 DATE,SEALING OR NUMBERING STAM	5022	8127	1081	7148
961210 RIBBONS FOR DOT MATRIX PRINTER	65734	130308	15221	72060
961220 INK-PADS	170	619	326	1003
961310 POCKET LIGHTERS,GAS FUELLED	133	9664	731	36331
961320 POCKET LIGH,GAS FUELL,REFILLAB	3138	42049	8521	13948
961380 LIGHTERS M-CARS OF H-8703	7066	16211	2785	14136
961390 PARTS OF CIGARETTE LIGHTERS		1338		542
961400 SMOKING PIPE&CIGAR OR CIG.HOLD	1825	8517	978	4004
961511 COMBS,HAIR-SLIDES,OF HARD RBER	8877	34028	7102	44492
961519 OTH;HAIRPINS,CURLING PINS,LIKE	4222	11428	4641	18480
961590 HAIR PINS	92659	367744	80242	434574
961610 SCENT SPRAY SIMI TOILET SPRAY	18312	65357	9925	59166
961620 POWDER-PUFFS&PADS FOR APPLICA	4465	17411	2176	16076
961700 VACCUM FLASKS	73460	240205	134992	485865
961800 TAILORS,DUMMIERS&OTH LAY FING.	1039	9038	3895	28801
962000 MONOPODS, BIPODS, TRIPODS	1608	10537	72	141
970110 PAINTING,DRAWING,PASTELS.	1264	14129	2786	4320
970190 OTH COLLAGES&SIMI DECORATIVE	576	5632	32589	36274
970200 ORIGINAL ENGRAVINGS,PRINTS.	19995	19995	5188	5188
970300 ORIGINAL SCULPTURES&STATUARY		87		129
970400 POSTAGE&REVENUE STAMPS,ST-POS	54	149	13	80
970500 COLLECTIONS&COLLECTORS, PIECS.	57	563	469	2361
970600 ANTIQUES OF AN AGE EXE 100 YE.				2
990900 TRANSACTIONS LESS THAN RS.1000	1634	17807	4148	17438
991000 SAMPLES HAVING NO-COMMER VALUE	231907	1642656	570386	1905593
 2. RAW MATERIAL TOTAL (A + B)	 334758987	 1631394859	 268856012*	 1290715513
 A. CONSUMER GOODS TOTAL	 276761707	 1325170242	 215099482*	 1039335286
 050400 GUTS,BLADERS,STOMACH OF ANIMAL	 1744	 5566	 778	 8614
050590 OTH SKINS AND PARTS OF BIRDS		1845	17288	23381
050610 OSSEIN,BONES TREATED WITH ACID	516	9184	862	8207
050690 BONES, POWDER	2041	10803	161	39618
050790 HORNS	4	2065		3208
050800 SHELLS		329	253	869
051000 AMBERGRIS,CASTOREUM CIVET,MUSK		50		126
051110 BOVINE SEMEN	41152	126554	36019	86835
051191 FISH EGGS	8	23	217	217
051199 SILK WORM EGGS				65
060110 BULBS	14778	108029	9892	76477
060120 BULB TUBERS,ROOTS,CHICORY PLAN				6
060210 UN-ROOTED CUTTING AND SLIPS			128	609

Contd.

10.11 Imports by Economic Categories (Detail)

(In Thousand Rupees)

Items	November, 2018	From July, 2018	November, 2017	From July, 2017
060220 TREES,SHRUBS,BUSHES,GRAFTED		5188		5721
060240 ROSES,GRAFTED OR NOT				37
060290 MUSHROOM SPAWN	17427	52916	13521	85970
060311 ROSES FRESH	204	862		643
060314 CHRYSANTHEMUMS FRESH	3179	19832	903	16361
060319 OTH FRESH FLOWER,BUDS FOR BOUQ	607	2060	13	2345
060390 OTH FLOWER FRESH DRIED DYED BL	993	6008	1182	15155
060490 O.PARTS OF PLANTS FOR BOUQUETS	157	306		27
110812 MAIZE (CORN), STARCH	30753	195476	33072	152952
110813 POTATO, STARCH	82648	387541	111088	328690
110814 MANIOC (CASSAVA) STARCH	1923	4912	1539	9150
110819 OTHER STARCHES		16	5	273
110820 INULIN	739	1433	2750	8694
110900 WHEAT GLUTEN,WHETHER/NOT DRIED	18336	72776	7661	103662
120110 SOYA BEAN SEED	9844852	49705437	7161360	39511801
120190 SOYA BEAN,W.OR-N-BROKEN/SHELED		8	100	231
120241 OTH GROUND NUTS IN SHELL	1631	3273	131812	350472
120242 GROUND-NUTS SHELLED BROKEN/N-B	116731	321734	234165	796679
120300 COPRA	130526	652283	162961	653771
120400 LINSEED,WHETHER OR NOT BROKEN		955	9065	26821
120510 LOW ERUCIC ACID RAPE/COLZASEED	2522536	14889317	2666715	18790950
120590 OTHER RAPE/COLZA SEED	55	47103	4539	29422
120600 SUNFLOWER SEED,WHETH/NOT BROKE	22409	100475	1115827	1244476
120721 SEEDS FOR CROP (COTTON SEEDS)			3	3
120750 MUSTARD SEEDS		113545		69430
120770 MELON SEEDS	3127	15701	4165	12237
120791 POPPY SEEDS			1028	1169
120799 OTH,OIL SEED/OLEAGINOUS FRUITS		11		3358
120810 FLOUR AND MEALS OF SOYA BEANS		1918	1177	2764
120890 FLOURS AND MEALS OF CASTER		77	1	1
120910 SUGAR BEET SEED USE FOR SOWING		108391	2	79920
120921 LUCERNE (ALFALFA) SEED	30510	350816	444	191215
120922 CLOVER (TRIFOLIUM) SEED	135379	2374065	263644	2275229
120925 REY GRASS SEED		5629		3227
120929 OTHER SEEDS OF FORAGE PLANTS	61145	180163		70986
120930 SEED OF HERBACEOUS PLANTS		79		1790
120991 ONION SEEDS	477007	3129491	249183	1884510
120999 OTH SEEDS OF FRUIT FOR SOWING	27620	491443	121552	1319364
121190 OTH PLANTS AND PARTS OF PLANTS	35110	440280	49954	334359
121221 SEAWEDS/ALGAE FIT FOR HUMAN		2	260	2668
130190 CANNABIS RESIN/CANABIS BALSAMS	83430	290423	33374	229236
130212 SAP AND EXTRACTS OF LIQUORICE	280	821		2791
130219 OTH SAPS & EXTRACT OTH VEG SAP	47609	154325	19582	130428
130220 PECTIC SUBSTANCES,PECTINATES	6834	73471	2586	113888
130231 AGAR-AGAR		40496	6136	35887
130232 GUWAR GUM	33530	181610	18614	141421
130239 OTHER MUCILAGES AND THICKENERS	44386	187050	38715	155110
140110 BAMBOOS	21716	54626	8045	68733
140120 RATTANS	12487	40620	3430	31890
140190 OTH VEG MATERIAL USED PLAINTING		146		
140420 COTTON LINTERS			7	7
140490 TENDU LEAVES(BIDI LEAVES)	343861	1703066	318353	1612853
150190 POULTRY FAT OTH THAN H-02.09	6442	10168	2026	12641
150210 TALLOW (OTHER THAN OF H-15.03)	151925	919875	355693	1133034
150410 FISH-LIVER OILS THEIR FRACTION	2207	2825	1202	1325
150420 FATS OILS THEIR FRACT OF FISH	384	3109		20
150500 LANOLIN	6098	30535	2409	22941
150600 OTH ANIMAL FATS AND OILS/FRACT				1054
150710 SOYABEAN OIL & ITS FRACT CRUDE	959915	5126713	1594201	10278479
150790 OTH SOYABEAN OIL & IT FRACTION	25001	102435	28333	102262
150890 OTH GROUND NUT OIL & ITS FRACT	144	1707	191	1698
150910 OLIVE OIL & ITS FRACT (VIRGIN)	27739	126926	7307	80951

Contd.

10.11 Imports by Economic Categories (Detail)

(In Thousand Rupees)

Items	November, 2018	From July, 2018	November, 2017	From July, 2017
150990 OTH OLIVE OIL & ITS FRACTIONS	58918	407819	67560	289627
151000 OTH OIL/FR,INCL BLENDS OF OIL		4949		60
151110 PALM OIL & ITS FRACTIONS CRUDE	2332142	4950468	722711	3546891
151190 PALM STREARIN	19570895	95073305	17903514	87668550
151211 SUNFLOWER-SEED/SAFLOWER OILCRU		1576		
151219 OTH SUNFLOWER SEE&SAFLOWER OIL	4920	17822	22792	48515
151229 OTH COTTON SEED OIL & IT FRACT	33	99		51
151311 COCONUT OIL,ITS FRACTION CRUDE	13028	32582	4347	4463
151319 OTH COCONUT OIL,ITS FRACTIONS	73166	344506	96681	372849
151329 OTH PALM KERNEL/BABASSU OIL	100639	949878	249082	709253
151419 OTH COLZA/MUSTER OIL,FRA/CRUDE		91		1845
151511 LINSEED OIL & ITS FRACT CRUDE	5253	5253		
151519 OTH LINSEED OIL & ITS FRACTION	370	2985	90	421
151529 OTH MAIZE OIL & ITS FRACTIONS	13507	76257	32841	100379
151530 CASTOR OIL AND ITS FRACTIONS	20410	76704	24823	116667
151550 SESAME OIL & ITS FRACTIONS	149	1143	1165	2959
151590 OTH FIXED VEGETABLE OILS/FRACT	1888	29963	4368	5731
151610 ANIMAL FATS /OILS&ITS FRACTION				102
151620 VEGETABLE FAT & ITS FRACTIONS	283766	1374448	198131	961133
151710 MARGARINE,EXCL LIQUID MARGARIN	7439	33134	13543	51146
151790 OTH MARGARIN,EDIB MIX/PREP ETC	160742	1034163	177889	839631
151800 ANIMAL/VEG FAT/OILOXIDISE ETC	9335	80169	14297	99175
152000 GLYSEROL,CRUDE WATER & LYES	2980	26734	1665	15060
152110 VEG WAX WHETHER OR NOT REFINED		14407	1606	7410
152190 BEES WAX	7116	40262	785	29554
152200 RESIDUES OF ANMAL/VEGTABLE WAX	45902	95857	5569	33748
160100 SAUSE,PROD MEAT-FOOD PREP OFFL	3559	15073	444	7879
220710 UNDENATURE ETHYL ALCOHOL O/SPR	961	5266	149	1638
220720 ETHYL ALCOHOL/OTH SPIRITS DEN				5
240120 TOBACO-WHOLY/PARTLY STE/STRIP	258963	884310	148231	511736
240130 TOBACCO REFUSE		879		4652
251010 AAT,C/PHOS,ALUM/C/PHOS&PH/CUG	871075	2814784	487527	2052587
251020 AAT,C/PHOS,ALUM/C/PHOS&PH/CGD			1	1
270810 PITCH	6098	12755	728	15900
270820 PITCH COKE	838	2388		
270900 PETROLEUM OILS FROM BITUMINOUS	50860301	262847493	31588370	153981229
271019 KEROSENE	32032439	118231568	32920350	178479280
271020 PETROLEUM OILS(OTH THAN CRUDE)	1012	1012		
271099 OTH WASTE OILS		4742	3366	3983
271111 NATURAL GAS,LIQUIFIED	35161477	184882425	17535508	73853642
271112 PROPANE, LIQUIFIED	17699	25524	538	4618
271113 BUTANES, LIQUIFIED				157
271119 L.P.G. LIQUEFIED	2161488	11068626	3374228	13666338
271121 NATURAL GAS,IN GASEOUS STATE	182	191		178
271290 SLACK WAX	28775	141983	28030	79331
271311 PETROLEUM COKE;NOT CALCINED	3210	19232	4368	16385
271312 PETROLEUM COKE; CALCINED	5945	15616	1594	20648
271320 PETROLEUM BITUMEN	627452	5538665	493707	2530779
271490 OTH BITUMEN & ASPHALT NATURAL.	4292	18080	1382	18860
290110 SATUR BUTANE,PENTANE & HEXANE	6384	28339	5492	8496
290121 UNSATURATED ETHYLENE.	594455	4496421	764706	3832136
290123 UNSATURAT BUTENE/ISOMER THROF				146
290129 UNSATURATED HEPTANES	183	8484	40	3502
290211 CYCLOHEXANE		14565	56	8360
290219 CYCLOPENTANE	37046	183923	23075	131992
290220 BENZENE, PURE	25	115		51
290230 TOLUENE, PURE	234110	439541	148062	318692
290241 O-XYLENE	355597	1368509	236759	807882
290243 P-XYLENE	2835897	19721460	1911835	9355836
290244 MIXED XYLENE ISOMERS	21	18604		7212
290250 STYRENE	981604	3859780	310794	2529103
290260 ETHYLBENZENE				4311

Contd.

10.11 Imports by Economic Categories (Detail)

(In Thousand Rupees)

Items	November, 2018	From July, 2018	November, 2017	From July, 2017
290290 NEPTHALENE	17397	48499	10169	46096
290312 DICHLOROMETHANE(METHYLEN CHLRD	38842	203365	37059	158024
290313 CHOLOROFORM(TRICHLOROMETHANE)	47974	160541	12146	126623
290315 ETHYLENE DICHLORIDE(1,2-DI CH)	333	1029001	123369	555340
290319 1,1,1-TRICHLOROETHANE	4232	30626	17982	43691
290321 UNSATURATED VINYL CHLORIDE			354094	698613
290322 UNSATURATED TRICHLOROETHYLENE	14209	110018	33108	105376
290323 UNSATURATE TETRACHLOROETYLENE	3319	14476	8337	55143
290329 OTH UNSATUR DERIV ACYCL H'CARB			12	22
290339 OTH BROMOMETHANE(METHYL BROMI)	87687	431078	75910	391953
290371 CHLORODIFLUOROMETHANE	71309	316927	56755	208611
290373 DICHLOROFUOROETHANES	13584	26698	68925	99987
290374 CHLORODIFLUOROETHANES		8201		6085
290377 PENTACHLOROFUORO METHANE/ETHA	3958	7092	2923	9807
290379 OTH CHLORODIFLUOROMETHANE		6143		
290381 1,2,3,4,5,6HEXACHLORO CYCLOHEX				49
290389 OTH HELOGEN DERIV CYCLANIC ETC		514		
290391 CHLOROBENZENE		10646	2434	6483
290399 OTH HALOGENATED DERIV H.CARBON		29870	2512	12575
290410 BENZENE SULPHONIC ACID	20802	59362	11965	54133
290420 NITROBENZENE (MIRBANE OIL)	925	47770	4366	15195
290499 OTH DERIVATIVE NITRO/NITROSO	12502	43318	1537	21622
290511 SATURAT METHANOL(METHYL ALCHL)	755320	3168495	433780	1830136
290512 SATURATED PROPYL ALCOHOL	226931	845261	150793	857222
290513 SATUR BUTAN-I-01(N-BUTYLALVHL	13865	73858	6832	48880
290514 OTHER SATURATED BUTANOLS	15569	107022	1421	43776
290516 SATUR OCTANOL/ISOMERS THEREOF	276151	2001581	238623	1548851
290517 SATURATED STEARYLE ALCOHOL	8970	34674	4952	36160
290519 ISO NONYL ALCOHOL (INA)	16776	115119	9989	47128
290522 UNSATUR ACYCLIC TERPENE ALCOHL	6853	27180	2879	28971
290529 OTH UNSATUR MONOHYDRIC ALCOHOL	2420	6096	1029	2205
290531 ETHYLENE GLYCOL(ETHANEDIOL)MEG	2909164	15956455	2484831	12465616
290532 PROPYLEN GLYCOL(PROPAN-1,2-DIO	109996	729830	145167	641650
290539 OTHER, DIOLS	13787	69940	7204	31702
290541 2-ETHYL-2(HYDROXYMETHLY-PROPAN		16860	1845	26879
290542 PENTAERYTHRITOL	65335	356762	41590	225521
290543 MANNITOL	2549	102623	14706	75843
290544 D-GLUCITOL (SORBITOL)	15365	31846	6509	25120
290545 GLYCEROL	127347	429341	55795	246910
290549 OTHER,POLUHYDRIC ALCOHOLS	3957	14245	1271	11272
290559 OTHER HALOGENATED, SULPHONATED		3211	1986	6188
290611 MENTHOL	80266	282232	38863	198973
290612 CYCLOEXANOL,METHYL/DIMETHYL				3690
290613 STEROLS AND INOSITOLS	3047	12071	1106	12428
290619 OTH TERPINEOLS	6775	65386	19731	76077
290621 BENZYL ALCOHOL	12238	39904	4917	13974
290629 CYCLIC ALCOHOLS BAS PESTICIDES	24211	39731	3852	13212
290711 PHENOL(HYDROXYBENZENE)IT SALT	71064	276499	59181	235863
290712 CRESOLS AND THEIR SALTS	4502	9140		18
290713 OCTYLPHENOL,NONYLPHENOL/ISOMER				2479
290715 NAPTHOLS & THEIR SALTS	3568	8098	2975	3544
290719 OTHER MONOPHENOLS	4177	18245	1623	15156
290721 RESORCINAL AND ITS SALTS		11671	4802	17023
290722 HYDROQUINONE (QUINOL)ITS SALT	1350	20711		5262
290723 4,4-ISOPROPYLDENEDIPHENOL/SALT	10151	40161		43121
290729 OTHER, POLYPHENOLS	24581	100953	11303	62116
290819 OTH 4-CHLORO, 3-METHYLEPHENOL	1857	32349	1969	5952
291511 FORMIC ACID	22678	116382	25079	105996
291512 SODIUM FORMATE,CALCIUM FORMATE	112201	640063	37571	301688
291513 ESTERS OF FORMIC ACID	39	805	122	2334
291521 ACETIC ACID	296137	1881595	150510	896338
291529 CALCIUM ACETATE	9864	38129	6559	32331

Contd.

10.11 Imports by Economic Categories (Detail)

(In Thousand Rupees)

Items	November, 2018	From July, 2018	November, 2017	From July, 2017
291531 ETHYL ACETATE	5218	32349	3822	71442
291532 VINYL ACETATE	321699	1226869	145495	512696
291533 N-BUTYL ACETATE		53		3365
291536 DINOSEB (ISO) ACETATE		812		539
291539 BENZYL ACETATE	96756	511525	35883	275325
291540 MONO/DI/TRICHLOROACETIC ACID-S		2520	6531	9244
291550 PROPIONIC ACID,ITS SALT/ESTERS	18214	102549	15485	78416
291560 BUTYRIC ACIDS,	28149	123387	24894	111347
291570 STEARIC ACID (CHEMICALLY PURE)	30991	233330	40030	239186
291590 OTH SAT ACYCLIC MONOCARBOXYLIC	156179	846580	159867	607007
291611 UNSATU ACRYLIC ACID/ITS SALTS	9345	123411	18700	76824
291612 UNSATURATE ESTER ACRYLIC ACID	350900	1050928	127817	694288
291613 UNSATU METHACRYLIC ACID/SALTS	1351	14913		6019
291614 UNSATU ESTER,METHARYLIC ACID	78686	590253	100532	445713
291615 UNSATURATED OLEIC ACID		11966	9786	16177
291619 OTH MALEIC ACID,AZDN(2-AZOBIS)	34893	108751	12413	56979
291620 CYC-LANIC,LENIC LOTEPHENI ACID	2664	62273	16903	44522
291631 BENZOIC ACID,	31923	140526	22452	88666
291632 BENZOYL PEROXIDE/BENZYL CHLRID	6352	34017	2449	17832
291634 PHENYLACETIC ACID & ITS SALTS				37
291639 IBUPROFEN	155594	845673	122179	537661
291711 OXALIC ACID	29119	93313	4630	64808
291712 ADIPIC ACID,ITS SALTS/ESTERS	165832	693123	62956	579298
291713 AZELAIC/SEBACIC ACID/SALT/ESTR	6884	29568		17036
291714 MALEIC ANHYDRIDE	4902	145336	20799	111254
291719 OTH ACYCLIC POLYCARBOXYL ACID	9871	52261	10990	45007
291720 CYC-LANIC,LENIC LOTERPENC ACID	1838	17530	9694	21661
291732 DIOCTYL ORTHOPHTHALATES		5637		2017
291733 DINONY/DIDECYL ORTHOPHALATES		6748		
291734 DIBUTYL ORTHOPHTHALATES	14362	96379	20809	78354
291735 PHTHALIC ANHYDRIDE	14917	344477	19771	131953
291736 PURE TERPHTHALIC ACID(PTA)	2508748	8745307	749009	4533971
291739 ISO PHTHALIC ACID	20141	153417	52354	358916
291811 LACTIC ACID	14502	80297	25061	86858
291812 TARTARIC ACID		26372	7131	44532
291813 SALT & ESTER OF TARTARIC ACID	37	7908		7846
291814 CITRIC ACID	101473	740320	100931	791012
291815 SODIUM CITRATE	28319	156952	20083	212205
291816 GLUCONIC ACID,SALTS & ESTERS	93680	370322	33405	383269
291819 OTH ESTER,SALTS OF CITRIC ACID	9701	57025	4205	87290
291821 SALICYLIC ACID	7484	16453	2492	16713
291822 ASPARIN	23093	88129	12365	49212
291823 OTH ESTER,SALICYLIC ACID/SALTS	641	12844	1554	9516
291829 OTH CARBOXYLIC ACID+PHENOL FUN	25515	87816	14819	81124
291830 CARBOXYLIC ACID+ALDEHYDE/KETON	11625	61540	1763	36433
292990 ISOCYANIDES	24080	70270	12183	104811
293020 2-N,N-DIMETHYL AMINO-1 SODIUM	35391	122459	63629	119039
293030 THIURAM MONO-,DI-,TETRASULPHID		4345	1745	8959
293040 METHIONINE	419979	1902286	429521	1720403
293090 2 N,N-DIMETHYLANINO1,3DISODIUM	206935	622282	26034	202297
293110 TETRAMETHYL LEAD&T-ETHYL LEAD	8916	29302	2298	15365
293120 TRIBUTYL TIN COMPOUNDS		676		988
293133 DIETHYL ETHYLPHOSPHONATE		1414		
293138 SALT OF METHYLPHOSPHONIC ACID		47		
293139 O-ALKYL(<C10,INCL.GCYCLOALKYL)	942	17903	2429	6093
293190 INGR.PESTI CON.PHOSPHORUS ATOM	83637	1073960	282486	1070821
293211 TETRAHYDROFURAN	1082	3215	320	909
293212 2-FURALDEHYDE (FURFURALDEHYDE)	12	12	21	21
293214 SUCRALOSE		16172		2670
293219 OTH HETEROCYCLIC COMP UNFUSED	33502	106038	8553	44178
293220 4,5,6,7-TETRACHLOROPHTHALIDE	39641	248720	29089	103040
293299 2,3 DIHYDRO,2,2DIMETHYL,7BENZO	209351	766273	82866	483844

Contd.

10.11 Imports by Economic Categories (Detail)

(In Thousand Rupees)

Items	November, 2018	From July, 2018	November, 2017	From July, 2017
293311 PHENAZONE & ITS DERIVATIVE	464	599	1586	4680
293319 OTH COMP UNFUSE PYRAZOLE RING	23214	92133	18425	70766
293321 HYDANTOIN AND ITS DERIVATIVES	1916	7549	1509	8561
293329 OTH COMP UNFUSE IMIDAZOLE RING	88995	775832	144140	675528
293331 PYRIDINE AND ITS SALTS	399	4036	73	79
293332 PIPERIDINE AND ITS SALTS			5	404
293333 ALFENTANIAL(INN)(ANILERIDINE)	6110	30911	82415	87778
293339 CHLOROPHENIRAMINE & ISONIAZID	379788	1654261	355105	1367855
293341 LEVORPHANOL(INN) & ITS SALTS				2853
293349 AMODIAQUINE	191958	851682	140829	672747
293352 MALONYLUREA/IT DERIV/SALT THOF		54	1067	1067
293353 ALLOBARBITAL(INN)(AMBARBITAL)	2702	7001		131
293354 OTH DERIVATIVES OF MALONYLUREA				50
293359 O-DIETHYL,O,ISO PHROPYL-6 ETC	399629	1745085	373101	1500327
293361 MALAMINE	179106	435763	64826	314211
293369 PYRIMETHANINE	160209	678023	59804	337507
293371 6-HEXANELACTAM(EPSILON-CAPROL)		6294		2043
293372 CLOBAZAM(INN),METHPRYLON(INN)		38537		5985
293379 ISATIN (LACTAM OF ISTIC ACID)	67637	289347	22398	91031
293391 ALPRAZOLAM(INN) CAMAZEPAM(INN)	1118	112569	478	21905
293392 AZINPHOS-METHYL (ISO)	80	80		
293399 OTH INGREDIENTS FOR PESTICIDES	317435	1785579	208238	1190744
293410 NUCLEIC ACID BASE PESTICIDES	63835	400490	48780	196955
293420 COMP BENZOTHAZOLE RING SYSTEM	49290	183253	10815	56096
293430 COMP PHENOTHIAZINE RING SYSTEM	7543	23606	6474	47341
293491 AMINOREX(INN),BORTIZOLAM(INN)	3606	8238	592	6481
293499 FURAZOLIDONE	774508	4301001	880427	3133005
293979 OTH DERIVATIVES OF VEGETAL		12230	2100	3561
293980 VEGE ALKALOIDS BASE PESTICIDES	1691	9299	3652	12568
294190 CEPHALEXIN	730430	3902010	1110010	3814592
310100 ANIMAL/VEG FERTILIZER/PRODUCTS	92558	280816	12541	25507
310210 UREA,WHET OR NOT AQUEOUS SOLUT	2697	23507	6656	21659
310221 AMMONIUM SULPHATE	84060	789609	128823	797589
310229 MIX AMMONIUM SULPHATE/NITRATE		4393		95973
310230 AMMONIUM NITRAT,WHET/NOT AQUES	21200	156648	51249	149768
310240 MIXT,AMMONIUM NITRAT/CALC CARB				1716
310250 SODIUM NITRATE,CRUDE	14593	73675	14847	48120
310260 MIXT,CALCIUM/AMMONIUM NITRATE				2546
310290 OTH,MIN/CHEM NETROG FERTILZER	833	10908	2637	16743
310311 SUPERPHOSPATES CONT W35%(P2O5)			4442	35947
310319 OTHER SUPERPHOSPHATES		163657	176	63930
310390 OTH,MIN/CHEM FERTILIZE PHOSPHT		5304	954	3517
310420 POTASSIUM CHLORIDE	278349	564290	54254	498726
310430 POTASSIUM SULPHATE	220557	1434474	358497	1604354
310490 OTH,MIN/CHEM FERTILIZE POTASIC	152898	552992	166376	761283
310510 MIN/CHEM FERTILIZER >10KG	341	6216	87	2352
310520 MIN/CHEM FERTZ ELEM NIT/PHO/PT	62339	139452	7807	72914
310530 DIAMMONIUM HYDROG ORTHO-PHOSPH	16249139	63829075	12749365	43173018
310540 AMMONIUM DIHYDROGEN ORTHO-PHOS	8470	2620440	4156	325049
310551 CHEM FERTZ CON NITRAT/PHOS		6491	474	523
310559 OTH MIN/CHEM FERTZ NITRAT/PHOS	299075	892344	691	9784
310560 MIN/CHEM FERTZ ELEM PHOS/POTAS		9119		1451
310590 OTH MINER/CHEMICAL FERTILIZER	14922	95532	8783	57816
320110 QUEBRACHO EXTRACT	7934	37212	12326	48471
320120 WATTLE EXTRACT	21045	176893	12736	142575
320190 ACAACIA CATECHU (CUTCH)	32743	208629	38638	198220
320210 SYN ORGANIC TANNING SUBSTANCE	173673	836098	141908	828669
320290 TANNING SUBS/PREP CHROMUM SUPH	108402	697459	84585	506810
320300 COLOUR MATTER,ACACIA CATECHU	3550	52992	7567	42390
320411 DISPERSE DYES/PREP BASE THEROF	358234	1673159	175053	1130198
320412 ACID DYES PREMETALISE/PREP/DYE	180074	855534	113836	698523
320413 BASIC DYES/PREP BASE THEREON	84104	413152	57801	284542

Contd.

10.11 Imports by Economic Categories (Detail)

(In Thousand Rupees)

Items	November, 2018	From July, 2018	November, 2017	From July, 2017
320414 DIRECT DYES/REP BASE THEREON	34941	207982	29048	148719
320415 VAT DYES IDIGO BLUE	561918	2557922	372535	1640306
320416 REACTIVE DYES REP BASE THREON	707877	4484731	651721	3500458
320417 PIGMENT PREP BASE THEREON	293842	1622063	215045	1244052
320419 DYES SULPHUR	223165	1085977	123741	738914
320420 SYN ORGN PROD USE FLUORESCENT	114889	440538	76630	357050
320490 OTH,SYN ORGN COLOURING MATTER	6806	48631	1949	57246
320500 COLOUR LAKES,PREP AS SPECIFIED	36403	153301	26995	113133
320611 PIGMENT PREP TITANIUM DIOXIDE	813844	3921279	703379	3812388
320619 OTH,PIGMENT/REP TITANIUM DIOX	15051	97417	7514	51936
320620 CHROME YELLOW	10601	113473	16171	55922
320641 ULTRAMARINE/PEP BASE THEREON	5491	20492	5766	24050
320642 LITHOPONE	4275	11926	9244	22698
320649 MASTER BATCHES (COLOURED)	111240	445558	92087	364963
320650 FLOURESCENT POWDER		63		357
320710 OPACIFIERS	38102	145444	4811	68158
320720 VITRIFIABLE ENAMEL/GLAZE/ENGOB	9860	36009	1605	38790
320730 LIQUID LUSTER/SIMILAR PREPARAT	315	1466	2247	11172
320740 GLASS FRIT	275165	1124291	118590	547434
320810 VARNISHES BASED ON POLYESTERS	58286	130292	13316	132077
320820 VARNISH B-ACRYLIC/VINYL POLYMR	43085	374652	41027	354039
320890 O-VARNISH BASED ON POLYAMIDES	165874	844874	133012	877919
320910 VARNISH VINYL POLYMER DISPERS	10992	99101	15187	39534
320990 LACQUERED BLUE GOLDEN /SILVER	10279	210456	46683	172377
321000 DISTEMPERS	32613	105678	21437	116533
321100 PREPARED DRIERS FOR LEATHER	34145	99746	23237	81977
321210 STAMPING FOILS	28719	159196	42454	217931
321290 ALUMINIUM PASTE AND POWDER	26451	148073	27776	109784
321310 COLOURS IN SETS	9701	31875	5047	25243
321390 OTH COLOUR ARTIST/PAINTERS	8	1485	190	2206
321410 GLAZIER PUTTY(MASTIC B-ON OIL	42318	216284	37450	182879
321490 SILICON SEALANT	112631	427792	52682	269808
321511 ROLLING COATING PRINT INK BLK	83882	317144	48158	298650
340290 OTH ORG SURFAC ACT,WASH/CLEAN	240786	645148	212879	963125
340311 PREPARA FOR, LEATHER INDUSTRY	58252	208022	36457	174901
340319 GREASES	209497	1062329	193248	782093
340391 FAT LIQUOURS	231593	1076130	202621	939035
340399 MOULD RELEASE PREPARATIONS	118727	584066	90614	522011
340420 ART/REP WAXES,POLYETHEL GLYCL	15110	132545	25453	161049
340600 CANDLES,TAPERS AND THE LIKE	19436	52534	17545	66655
340700 DENTAL WAX/OTH REP DENTISTRY	23786	103424	14065	64971
350110 CASEIN	3221	25404	2195	9992
350219 OTHER EGG ALBUMIN		4153		34
350220 MILK ALBUMIN,INCL WHEY PROTEIN		55667		
350290 OTH ALBUMIN O/T EGG ALBUMIN		5	65	106
350300 GELATIN	4518	84344	17613	55776
350400 PEPTONEDERV,PROTEIN SUBSTANCE	8184	13816	10766	51687
350510 DEXTRINS	64918	264397	62661	281244
350520 STARCH GLUES	6270	41119	4607	41303
350610 PROD SUITABLE USE GLUE/ADHESIV	95156	222445	12935	133155
350691 SHOE ADHESIVE	341888	1168245	141774	823803
350699 SEALANT METHYLE ETHYLE 60TO70%	23039	163942	18791	101923
350710 RENNET AND CONCENTRATE THEREOF	686	10029	1227	6671
360690 OTH FERRO CERIU/OTH PYROPHORC		4804	1960	1960
370110 X-RAY FILM,PLATE IN FLAT UNEXP	141277	509210	87557	501764
370120 INSTANT PRINT FILM UNEXPOSED		954	33	6839
370130 O.PL&FILM-TEX.PRINTING.EXC.255	103453	529941	54134	328124
370191 O.PL/FILM-COLOUR PHOTOGRAPHY				323
370199 OTH PHOTOGRAP/PLAT/FILM/UNEXPS		130		56
370210 PHOT-FILM ROLL UNEXPOSE,X-RAY		230		385
370239 OTH PHOT FILM ROLL ST/UNEXPOSE	11	9543		7903
370241 PHOT FILM W>610MM,L>200M,COLOR		2221		837

Contd.

10.11 Imports by Economic Categories (Detail)

(In Thousand Rupees)				
Items	November, 2018	From July, 2018	November, 2017	From July, 2017
370243 PHOT FILM W>610MM,L<200M		1497	206	2018
370244 PHOT FILMW>105MM BUT<610MM	37321	138563	7404	137133
370296 PHOT FILM ROLL W<35MM,L<30M		30		
370310 PHOT PAPER/BOARD/TEXT W>610MM				228
370320 PHOT PAPER/BOARD/TEXT UNEX/COL		12235	2903	40505
370390 OTH PHOT PAPER/BOARD TEXT UNEX	15166	48421	12564	36055
370400 PHOT PLAT/FILM PAPER/BOARD EXP		23		260
370500 PHOTO PLATES FILMS EXP/DEV				92
370690 OTH CINEMA FILM EXPOSE DEVELOP	577	3601	538	2580
370710 SENSITISING EMULSIONS	4918	25833	6606	42406
370790 OTH CHEM PREP,PHOTOGRAPHIC USE	33857	143951	19925	129773
380110 ARTIFICIAL GRAPHITE		14408	3794	17460
380120 COLOIDAL/SEMI COLOIDL GRAPHITE	952	7543	775	6729
380130 CARBONEOUS PASTE ELECTRODE	16076	21943	1115	4288
380190 OTH,PREP GRAPHITE O/T CARBON	4711	6467	231	13748
380210 ACTIVATED CARBON	24124	143102	24509	86362
380290 OTH ACT CARBON/NAT MINER PROD	25404	78767	22470	85515
380300 TALL OIL WHETHER/NOT REFINED		5729	2195	2195
380400 RESIDUAL LYE FROM WOOD PULP NS	17853	90998	4391	58061
380510 GUM,WOOD,SULPHAT TURPENTIN OIL		1994		
380590 OTH TERPENIC OIL CONIFER WOOD	13342	72284	6024	54351
380610 GUM ROSIN	44684	324814	103232	309952
380620 SALT OF ROSIN/RESIN ACIDS DERV		38083		28534
380630 ESTERS GUMS	7720	37868	7372	38304
380690 OTH,ROSIN,SPIRIT,OIL,RUN GUMS	13048	39893	2059	22209
380852 DDT<300G REG AGR PESTI ORD71		416		
380859 CLOFENOTANE<300 AG PEST ORD71	2	2		
380869 PROD REG UNDER AGR PESTI ORD71		121	15	15
380891 MOSQUITO COIL, MATE&THE LIKE	698461	4181881	417976	2607481
380892 FUNGICIDES REG.UNDER A. P.O-71	510429	2103133	320669	1276839
380893 HERBICIDES R.UNDER A.P.O-71	784978	3102057	735434	3332692
380894 DISINFECTANTS	43610	222047	40677	192599
380899 PLANT-GROWTH REGULATORS R.O-71	26990	158279	24377	135215
380910 FINISHING AGENT AMYLACOUS SUBS	137	478	351	5859
380991 PRINTING GUM STARCH TEX-PRIN	393567	1676887	289399	1466446
380992 OTH FINISHING AGENT DYE CARIER	48353	219181	33483	165408
380993 OTH FINISHING AGENT DYE CARIER	101819	446448	84893	426659
381010 PICKLING PREP METAL SURFACE	12202	232712	16819	176865
381090 PREP. COAT WELD ELECTRODE/CORE	30963	293549	49949	260730
381111 ANTI-KNOCK PREP OF LEAD COMP	27	27		147
381119 OTHER,ANTI-KNOCK PREPARATIONS	3669	19759	10015	51936
381121 ADD LUBRICATE,PET OIL BIT MINE	982124	4116848	493538	2500546
381129 OTH ADDITIVE LUBRICATING OIL	80069	419957	49125	318519
381190 OTH PREP ADDITIVE FOR LIQU USE	35007	538662	48651	558452
381210 PREPARED RUBBER ACCELERATORS	13194	122153	16087	114284
381220 COMPOUND PLASTICIZER RUB PL	2559	13937	348	11624
381231 MIX OF OLIGOMERS TRIMETHYL	190	4815		13583
381239 OTH OXIDISIN/COMP FOR RUB/PLAS	122591	697245	141376	627856
381300 PREP/CHARG FIRE-EXTINGUISHERS	4423	38110	917	17817
381400 ORGAN COMP SOLVENT/THINNER NES	43390	220965	27557	209167
381511 SUPORTED CATALYST WITH NI/COMP	23755	72773	1015	92740
381512 SUPORTED CATALYST WITH PR/METL	70877	83447	1020615	1021720
381519 ANTIMONY TRIACETATE	75608	372853	33564	711898
381600 REFRACTORY CEMENT,MORTARS,CONS	130451	517808	73158	459839
381700 MIXE ALKYL-BENZEN&MIX AL-NAPHT	912917	4713276	983219	4257363
381800 CHEM ELEMENT/COMP DOP-ELECTRON			42	107
381900 HYDRAULIC BRAKE FLUIDS	12569	77330	6329	77438
382000 ANTI-FREEZING PREP/DEICE FLUID	26965	157583	22775	139471
382100 PREP CULTURE MEDIA MICRO-ORGAN	14635	93935	17137	66351
382200 DIAGNOSTIC/LAB REAGENTS/PR-DIA	1212236	5505292	889057	4427512
382311 STEARIC ACID	41475	164353	13097	144083
382312 OLEIC (OLIVE) ACID	5965	22840	1660	21166

Contd.

10.11 Imports by Economic Categories (Detail)

(In Thousand Rupees)				
Items	November, 2018	From July, 2018	November, 2017	From July, 2017
382313 TALL OIL FATTY ACIDS		4662	3702	6270
382319 PALM FATTY ACID DISTILLATE	376565	1834465	265141	1476690
382370 INDUSTRIAL FATTY ALCOHOLS	47828	185189	49507	179698
382410 PREP BINDER FOUNDRY MOUL CORES	35260	122761	18409	103399
382430 NON-AGGLOMERATED METAL CARBIDE		1131		961
382440 PREPARED ADDITIVES FOR CEMENT	38630	287834	69849	421700
382450 NON-REFRACTORY MORTAR CONCRETE	546	17276	7140	35292
382460 SORBITOL O/TH SUB-H-NO.2905.44	75202	356225	62859	283284
382475 MIX CON CARBON TETRACHLORIDE		673		51
382478 CON (PFCs)/(HFCs)BUT NOT(CFCs)	59588	175532	74486	172615
382479 OTH MIX CON HALOGE DER OF METH	3296	76505	8504	33878
382481 MIX CON OXIRANE(ETHYLE OXIDE)				1203
382484 CONT ALDRIN,CAMPHECHLOR TOXAPH	125	1298	485	9214
382491 MIX OF 5ETHYL-2METHL-2OXID-BIS	10714	95358	21324	93499
382499 GUM BASE USED FOR CHEWING GUM	1333379	7131402	1153112	5886003
382549 OTH WASTE ORGANIC SOLVANTS		37		
382600 BIODIESE&MIXTURE 70%WT-PET-OIL		138		155
390110 POLYETHYLENE SP GRAVITY<0.94	4026244	18087495	2196582	15218761
390120 POLYETHYLENE SP.GRAVITY>0.94	2350179	13938808	2399564	15368062
390130 ETHYLENE-VINYL ACETATE COPLMER	134353	583612	81718	651915
390140 ETHYLENE-ALPHA-OLEFIN G.<0.94	97190	300285		3034
390190 OTH POLYMER OF ETHYLENE P.FORM	266468	1861001	379839	1681340
390210 POLYPROPYLENE	6612247	27938581	4071359	21796515
390220 POLYISOBUTYLENE	12940	93329	7804	23028
390230 PROPYLENE COPOLYMERS	1493764	7284486	966344	6840822
390290 OTHER OLEFINS IN PRIMARY FORMS	20768	188041	32777	168545
390311 POLYSTYRENE EXPANSIBLE	33456	132040	23519	61197
390319 GENERAL PURPOSE POLYSTYRENE	42492	236436	35958	183495
390320 STYRENE-ACRYLONITRILE COPOLYMR	74341	238285	35384	154819
390330 ACRYLONITRILE-BUTADINE-STYRENE	373223	2417222	251407	1647282
390390 OTH POLYMERS OF STYRENE	17667	90166	25043	90846
390410 POLYVIM-CHLORIE EMULSION GRADE	779728	4227061	439829	2462721
390421 OTH POLYVINYL CHLORIDE,NON-PLA	8241	26470	17359	56232
390422 OTH POLYVINYL CHLORIDE PLASTIC	36272	164732	10598	142212
390430 VINYL CHLORIDE VINYL ACETATE	7419	32590	13441	27096
390440 OTH VINYL CHLORIDE COPOLYMERS	6445	69707	17004	40798
390450 VINYLIDENE CHLORIDE POLYMERS		1039		
390461 POLYTETRALUOROETHYLENE		1313	131	549
390469 OTHER, FLUORO-POLYMERS	2140	16311	1362	5720
390490 OTH POLYMERS OF VINYL CHLORIDE	1429	3559	3633	7058
390512 POLYVINYL ACETATE AQUE DISPERS	10931	34068	1434	16876
390519 OTH POLYVINYL ACETATE (PVA)	5253	19638	4484	28535
390521 VINYL ACETATE COPOLYMERS AQUEO	41474	210710	40893	224455
390529 OTH VINYL ACETATE COPOLYMERS	16464	60033	5498	86198
390530 POLYVINYL ALCOHOL W/N CON UNHY	216486	1134929	253303	993339
390591 COPOLYMERS	4386	19577	560	12418
390599 ETHERS POLYVINYL	38022	241914	43848	177089
390610 POLYMETHYL METHACRYLATE	20254	148566	17723	117214
390690 CYANOACRYLATE ADHESIVE RETAIL	968797	3587985	527018	2487952
390710 POLYACETALS	27449	156663	13609	223872
390720 OTHER POLYETHERS	1111314	4388394	593300	3404563
390730 EPOXIDE RESINS	125036	625718	122097	493515
390740 POLYCARBONATES	86757	973135	75851	648105
390750 ALKYD RESINS	29582	204172	38194	84615
390761 POLYYARN &FILM GRD V>78ML/G	113260	1048492	26394	535927
390769 OTH YARN AND FILM GRADES	31920	371935	22786	57680
390770 POLY(LACTIC ACID)	8960	50497		14049
390791 OTHER POLYESTERS, UNSATURATED	4808	30941	17416	29328
390799 OTH POLYSTERS IN PRIMARY FORMS	86800	380251	135837	567459
390810 POLYAMIDE-6,-11,-12,-6,6,-6,10	34954	160453	21030	154287
390890 OTH POLYAMIDE IN PRIMAR FORM	28583	152895	18318	124529
390910 UREA FORMALDEHYDE MOULDING COM	32287	103226	841	13909

Contd.

10.11 Imports by Economic Categories (Detail)

(In Thousand Rupees)

Items	November, 2018	From July, 2018	November, 2017	From July, 2017
390920 MALAMINE RESINS	17166	97568	28745	145943
390931 POLY(METHYL PHENYL ISOCYANATE)	332827	1986067	277186	1528452
390939 OTHER AMINO-RESINS	35759	131169	23526	63598
390940 PHENOLIC RESINS	32482	222901	30101	160085
390950 POLYURETHANES	877326	4579369	415042	1939733
391000 SILICONES IN PRIMARY FORMS.	442097	2703643	397233	2363683
391110 PETROLEUM RESINS	29906	169142	33515	135294
391190 OTH,POLYSULPHIDE,SULPHONE/PLAS	35152	131764	36165	122251
391211 CELLULOSE ACETATES,NON-PLASTI	1	1	1184	1186
391212 CELLULOSE ACETATES,PLASTICISED	3338	12393	2749	3981
391220 CELLULOSE NITRATES,NON PLASTI	120130	421397	79885	370632
391231 CARBOXYMETHYL CELLULOSE & SALT	116883	602998	67048	591593
391239 OTHER CELLULOSE ETHERS	209562	973766	181628	910180
391290 OTH CELLULOSE & CHEM DERIVATIV	28399	211067	39703	229058
391310 ALGINIC ACID,ITS SALTS & ESTER	203186	861545	183436	862328
391390 PROTEIN HARDENED	39439	228331	20458	198328
391400 ION-EXCHANGERS OF CONDENSATION	7166	158578	29710	235390
391510 WASTE,ETC OF ETHLY/POLYM/PLAST	11542	48435	7722	28358
391530 WASTEETC OF VINYL-CHLORIDE/PL	61592	548111	88017	412040
391590 WASTE,ETC PLASTIC/PARING	152237	451781	96326	484225
391610 MONOFILAMENT D>1MM RD/ST/PROFI	38	9260		9851
391620 MONOFILAMENT D>1MM-PL PO VICHL	23588	98038	13011	82071
391690 OTH MONOFIL D>1MM PLASTIC-TOH	17062	142556	16686	75891
391710 ARTIFI GUTS OF HARDEN PROTEIN	9765	11344	229	229
391721 TUBE,PIPE HOSES,RIGID,OF POLYM	26781	276854	121494	196654
391722 TUBE,PIPE HOSES,POLYMER OF PRO	4843	28592	6580	68851
391723 HEAT SHRINKABLE SLEEVES/TUBES	21225	115747	33048	113969
391729 TUBE,PIPE HOSE,RIGID,OTH PLAST	5103	33631	3496	43013
391731 FLEXIBLE TUBE,PIPE B-PRE27.6MP	17372	67566	17383	66282
391732 OTH,TUBE,PIPE HOSE W/OUT FITNG	92437	127928	955	6967
391733 OTH TUBE,PIPE NOT REINFORCED	1337	24290	1072	11704
391739 O-HEAT SHRINKABLE SIEEVES/TUBE	78292	489582	44848	404454
391890 FLOOR COVERING OF OTH PLASTICS	5053	18197	6200	31124
391910 INSULATING TAPE DOUBLE SIDE	184008	869844	198029	824220
391990 ORIENTED POLYPROPYLENE P-TAPE	719451	2381293	319804	1818711
392010 OTH PLATES,ETC PLASNON-CELULAR	242961	1058163	232479	807161
392020 BIAXIAY ORIENT(BOPP)FILM PLAIN	155967	743644	171989	653846
392030 OTH PLATE,SHEET,ETC OF PLASTIC	24306	152148	9025	223019
392043 OTH PLATE,MAT OF VINYL CHLORID	60414	469891	80081	423253
392049 POLYVINYL CHLORIDE RIGID FILM	141008	771326	139244	567137
392051 OTH PLATE,ETC ACRYLIC POLYMERS	13908	50281	6426	41279
392059 OTH PLAT,ETC OTH ACRYLPOLYEER	17992	48199	12007	51602
392061 POLY CARBONATE IN PLATE, ETC	1887	16344	39	13644
392062 OTH PLATE ETC POLY(ETH TEREPH)	37448	176161	68287	148864
392063 POLYS FILM OF UNSAT-POLYESTERS	3893	45871	14864	62212
392069 OTH PLATES ETC OF OTH POLYESTR	76	20767	3475	44866
392071 OTH PLAT ETC PLAS OF REG CELUL		2383		4380
392073 OTH PLATETC PLASTIC NON CELLU		695		
392079 OTH PLAT ETC-PLAS OF CEL DERIV				1135
392091 OTH PLATETC PLAS OF PO BUTRAL	6103	20596	5793	25408
392092 OTH PLAT ETC-PLAS OF POLYAMIDE	5021	19230	21	12297
392094 OTH PLAT ETC-PLAS OF PHENORESIN	614	3038	1308	2493
392099 OTH PLAT ETC-PLAS OF OTH PLAST	105408	323876	80393	396584
392111 PLATES ETC OF PLAS POLY/STYREN	12	582	590	23294
392112 PLAT ETC PLASTIC CEL P-VIN-CHL	15956	334270	47885	249290
392113 PLAT ETC PLA CEL OF POLYURETHA	33564	193222	16916	110871
392114 PLAT ETC PLA CEL OF REGENERATED	8772	22824	1895	19989
392119 FLAT SHET ETC PLA CEL OTH PLAS	25460	158235	51852	191563
392690 SYNTHETIC FLOTS FOR FISHING NET	480552	2536626	460470	2442255
400110 NATURAL RUBBER LATEX	314334	1258708	241680	1319970
400121 SMOKED SHEETS	107320	422062	86555	521043
400122 TECH SPECIFIED NATURAL RUBBER	430844	2017618	434081	1769632

Contd.

10.11 Imports by Economic Categories (Detail)

(In Thousand Rupees)				
Items	November, 2018	From July, 2018	November, 2017	From July, 2017
400129 OTHER NATURAL RUBBER	33972	137661	17665	93361
400211 STYRENE-BUTADIENE RUBBER LATEX	97329	792152	157530	695401
400219 STYREN BUTADIEN RUBER CARBXyla	457775	1807958	374428	1644718
400220 BUTADIENE RUBBER (BR)	11426	70511	3229	94104
400231 ISOBUTENE-ISOPRENE RUBBER(IIR)	182378	1102472	210850	872578
400239 OTH,HALO-ISOBUTENE-ISOPRENE RU	29929	30230	20567	71774
400241 CHLOROPRENE RUBBER LATEX (CR),		406		438
400249 CHLOROPRENE RUBBER O/THAN LATX	63597	369622	93313	285302
400251 ACRYL BUTADIENE RUBBER LATEX	36	4083	2503	2516
400259 ACRY BUTAD RUBBER O/THAN LATEX	82549	340936	45337	168846
400270 ETHYL PROPLENE-NON-CONJUGATED	1486	90440	13000	75253
400291 OTH SYNTHETIC RUBBER FACTICE	156	464		441
400299 OTH SYN RUBBER FACTICE D/F OIL	19148	80185	16535	110540
400300 RECLAIMED RUBBER PRIMARY FORM	24905	204938	45760	179249
400400 BAGOMATIC BLADDER SCRAPE	40609	322948	72029	360632
400510 PLATES OF UNVULCANISED RUBBER	56362	290378	58840	177895
400520 SOLUTION/DISPERS O/T H-4005.10	40	1401	1107	1359
400591 PLATE,SHEET STRIP UN-VUL RUBER	2519	12314	183	4503
400599 OTHER COMPOUNDED RUBBER	2337	117940	13541	55688
400690 OTH FORM&ARTIC UNVULCAN RUBBER	2888	26007	5825	13891
400700 SINGLE CORD VALCANISED RUBBER	18020	139756	40139	159299
400811 WEA STRIP DOOR VH--87 CE-RUBER	12956	43255	24793	52017
400819 W-STRIP CAR DOOR-H8703 CEL-RUB	3672	7703	728	12358
400821 W-STRIP DOOR-H8703 NON-CEL-RUB	35004	190326	20316	120205
400829 O-SH.STRIP,H-87032113,DOOR/LUG	8986	39393	1740	37230
400911 HOSES VEH SUB-H 8701,2,4 V-RUB	71482	249898	58857	253225
400912 TUBE,PIPE OF RUBER WITH FITING	1934	14203	1328	8951
400921 HOSES VEH S-H 8701,2,4 M+-RUBB	7238	26497	6627	24986
400922 TUBE,PIPE OF RUB WITH METL.FIT	6679	21588	1594	13157
400931 HOSES VEH S-H 8701,2,4 TEX+RUB	4586	41634	3180	36317
400932 TUBE,PIPE RUB W/TEX.METL.FIT	1777	3575	37	4579
400941 HOSES VEH SH 8701,2,4.RUBB+O/M	5663	35076	13845	37910
401700 HARD RUBER IN ALL FORMS/ARTICL	1473	11390	1375	41084
410120 W.HID&SKIN BOV.WT8-10KG.UN.SPL		3079		
410150 HIDES BUFFALO WT>16 KG	42231	129185	18764	125551
410190 OTH HIDES INCL BUTT,BEND&BELIE	1545	3217		
410210 LAMB SKIN WITH WOOL,RAW FR/DR	83779	604757	102229	730730
410221 LAMB SKI W-OUT WOL PICKLED RAW	120528	575340	54301	507872
410229 OTH RAW SK SHEP/LAM W/OUT WOOL		23220	581	17936
410390 OTH GOAT SKINS, RAW	49818	212653	32535	157736
410411 HIDE/SKIN FULL GRAIN UNSPLIT	3612	7754		7285
410419 OTH HIDE,SKIN WET STATE	31219	103191	9	17914
410441 HIDE,SKIN FULL GRAIN DRY STATE	10	3607		
410449 OTHER HIDES DRY STATE(CRUST)		7597	336	2302
410510 WET BLUE LAMB,SHEEP SKIN	34465	317208	41429	245655
410530 SHEEP/LAMB SKIN NO WOOL CRUST		681	3	3
410621 GOAT/KID SKIN WET BLUE	76477	213813	26259	153560
410622 GOAT/KID SKIN CRUST		59422	912	3637
410692 OTH SKINS DRY STATE CRUST	21	11942		
410711 WHOLE HIDE SKIN FULL GRAIN BOV		46		
410712 WHOLE HIDE/SKIN GRAIN SPLIT BV		2700	172	14865
410719 OTH WHOLE HIDE/SKIN BOV ANIMAL	84907	439248	136580	515088
410792 OTH HIDE INCL SIDE GRAIN SPLIT	10929	79625	4572	20647
410799 OTH LEATHER FURTHER PREPARED	31898	96053	7781	57593
411200 PREPARED LEATHER SHEEP/LAMB	601	31815	784	32625
411310 LEATHER PREP.AFTER TANN GOAT		3504	2993	33717
411390 OTH LEA FURTHER PREP.AFTR TANE		9949	2950	12736
411410 CHOMIS LEATHER		440		
411420 PATENT LAMINATED METALIS LEATH		83		2659
411510 COMP. LEATHER WITH BASIS LEATH	3120	6921	2185	23585
411520 PARINGS, OTH WASTE OF LEATHER	119	1010	1039	10458
420600 ARTI OF GUT OF BLADER/ TENDONS		14		

Contd.

10.11 Imports by Economic Categories (Detail)

(In Thousand Rupees)

Items	November, 2018	From July, 2018	November, 2017	From July, 2017
430130 FURSKINS OF LAMB,WHOLE		5		
430180 OTH FURSKINS, WHOLE				176
430219 LEA SHEARLING-FINISH LEA W-WOL	1449	18118	1713	43926
440121 WOOD IN CHIPS OR PARTICLES CON		8		
440122 WOOD IN CHIPS OR PART NON-CON		6784		529
440311 CONFWOOD TRET WIT PAINT,STAIN	43101	274239	20374	72976
440312 NON CONF.WOOD WIT PAINT,STAIN				2294
440321 WOOD OF PINE CROS-SEC> 15CM	10597	46159	18290	60184
440322 WOOD OF PINE OTH CROS-SEC	3683	21657	4227	15107
440324 WOOD OF FIR OTH CROS-SEC			301	9693
440326 OTH CONIFEROUS WOOD	14633	58827	1408	32129
440349 SAWLOGS & VENEER LOGS NON-CONF	35213	166399	18018	122686
440391 OTH WOOD OAK LOGS NON-CONFIFER		9122		
440394 WOOD OF BEECH OTH CROSSEC		1309		2247
440399 WOOD OF OTHER NON-CONF SPECIES	174123	1289558	217297	1380533
440410 CONIFEROUS HOOPWOOD,POLE,PILE	14917	57625	165	32706
440420 NON-CONIF HOOPWOOD,POLE,PILE				49
440799 OTH WOOD NON-CONF.SPECIES	266706	1248681	113670	707813
440810 CONIFEROUS SHEET FOR VENEERING	12948	53978	12894	53541
440839 OTH VENEER SHEET/TROPICAL WOOD	5938	17514	808	14842
440929 OTHER NON-CONIFEROUS WOOD		1122	34	4052
441011 PARTICLE BOARD OF WOOD	19156	68087	28155	75189
441012 ORENTED STRAND BOARB UN-WORKED	932	4215		1983
441019 OTH P-BOARD OF LIGNEOUS MATERI	2	2	51	132
441090 OTH P-BOARD NOT AGGLOM W-RESIN		7287	1824	8929
441112 (MDF)THICKNESS NOT EXCEEDI 5MM	121384	240562	38015	175220
441113 (MDF)THICKNESS 5MM TO 9MM	9745	46744	17251	57511
441114 (MDF)THICKNESS EXCEEDING - 9MM	147483	738901	179937	843659
441192 OTH (MDF)DENSITY EXC 0.8 g/cm3	1191	7766	469	17783
441193 MDF-NOT MECH-WORKED-.5-.8G/cm2	268979	1140660	221090	855724
441194 OTH (MDF)DENSITY NOT> 0.5g/cm3	1758	7461		5607
441210 P-WOOD,VENEER PANELS OF BAMBOO	66	828	468	22389
441231 OT P-W OUTER PLY TROPICAL-WOOD	2994	5844	1936	10663
441233 OT P-W OUTER PLY NON-CONIFE-WD	9980	45154	7018	55108
441234 N.CONF WOOD WIT ONE OUTER PLY	44320	176560	32784	152365
441239 OTH PW CONSIST OF WD SHEET-6MM	5427	17773	17970	144307
441294 OTH BLOCKBOARD,LAMINATED&BATEN		763		2099
441299 OTH PW CONSIST OF WOOD SHEET	1397	12225	8801	48955
441400 WOODEN FRAMES FOR PAINTINGS	625	5393	761	3921
441510 CASES,BOXES,CRATES,SIM/PACKING	1438	8116	316	3335
441520 BOX PALLETS& OTHER LOAD BOARD	34	3060		970
442191 OTH ARTICLES OF BAMBOO	67	428	67	120
442199 BOBBINS	49536	186656	34800	133881
450110 NATURAL CORK,RAW/SIMPLY PREPAR		4073		1030
450190 WASTE CORK,CRUSHED,GRANULATED	1194	2567		2961
450200 NATURAL CORK,BLOCK,PLATE,SHEER	104	104		61
450310 CORKS AND STOPPERS		53		
450390 OTHER ARTICLE OF NATURAL CORK		7		
450410 IMPREGNATED CORK SHEET	1874	22182	4059	17224
460290 OTH BASKET WORK VEGE MATERIAL	323	3494	354	4534
470100 MECHANICAL WOOD PULP	87637	529302	62862	335549
470311 CHEM WOODPULP UNBLECHED CONIFE		637313	38232	315248
470319 CHEM WOODPULP UNBLE NON CONIFE			12098	42172
470321 CHEM WOODPULPSEMIBLEACH/BLEACH	846679	5044521	506950	2779852
470329 OTH CHEMWOODPULP BLE/SEMI-BLEH	349543	3071307	376554	1843516
470429 CHE W-PULP,S-BLE/BLE NON-CONIF	57205	224252	60194	250274
470500 SEMI-CHEMICAL WOOD PULP	261349	981469	137748	590146
470620 PULP OF FIBRES DERI FROM W-SCR				2541
470692 PULP OTHER CELL MATERIAL CHEM	1679	1679		
470710 UN-BLCH KRAFT PAPER IN BUNDLES	51017	125396	3513	5329
470720 OTH PAPER OF CHEM-PULP-BUNDLES		998		206
470730 PAPER/BOARD IN PRESSED BUNDLES		8280		

Contd.

10.11 Imports by Economic Categories (Detail)

(In Thousand Rupees)

Items	November, 2018	From July, 2018	November, 2017	From July, 2017
470790 UNSORTED WASTE PRESED BUNDLES	167793	1545183	128096	1044625
480100 NEWSPRINT,IN ROLLS OR SHEETS	780500	3208586	445162	2489992
480210 HAND-MADE PAPER & PAPERBOARD	176	630	468	977
480220 PAPER/P-BOARD PHOTO-SENSITIVE	11	96	94	183
480240 WALL PAPER BASE	64	102	57	287
480254 OTH PAPER & PAPERBOARD<40G/SQM	25887	51515	7742	33795
480255 PRINT PAPER,UNCOATED IN ROLL	108138	1040210	387126	1264298
480256 OTH PAPER&PAPERBOARD IN SHEETS	4573	35186	3124	28517
480257 OTH PAPER WT 40-150 G/M2	56479	379987	9260	68521
480258 ART PAPER,UNCOATED WT>150G/M2	43129	230880	74691	338238
480261 OTH PAPER&PAPERBOARD IN ROLLS	3078	6261	917	996
480262 OTH PAPER&PAPER BOARD IN SHEET	329952	1928495	500355	1695447
480269 OTH U-C CARBONISING BASE PAPER	243674	827599	45828	274645
480300 TOILET FACIAC TISSUE/TOWEL ETC	53171	215965	34638	145777
480411 KRAFTINER UN COATED UN-BLEACH	60344	268712	154176	889414
480419 OTH KRAFTLINER UNCOAT ROL/SKET	165399	388420	65673	329977
480421 SACK KRAFT PAPER,UNBLEACHED	645872	4649179	619174	2959859
480429 OTH SACK KRAFT PAP UN-COT RISH	6017	82161	22	4806
480431 OTH KRAFT P1BORD WT150G/SQMUNB	26296	140904	73390	372531
480439 OTH UNC K-P/BORD WT150G/SQMUB	23791	197979	37214	57738
480442 OTH KRAFT 150-225G BLECH		2355		1810
480449 OTH KRAFT PAPER IN ROCC/SEETS				489
480451 OTH KRAFT PAPER 225G ON BLEACH		2812		8184
480459 OTH KRAFT PAPER IN ROLL 225G	18207	78298	5380	38214
480511 SEMI-CHEMICAL FLOUTING PAPER	24202	129174	40889	43755
480519 OTHER FLUTING PAPER		776	4484	24860
480524 TESTLINER BD WT150G/M2 OR LESS	1727	20510	1865	15576
480525 TESTLINER BOARD WT>150 G/M2	22467	123269	18368	89560
480530 WRAPPING PAPER,UNCOAT	26412	100063	8076	70488
480540 FILTER PAPER/PAPERBOARD,UNCOAT	2551	20469	2800	14660
480591 P/BOARD W150g DI-ELE St.5KV/MM	68379	329333	38730	202768
480592 P/BOARD W225g DI-ELE St.5KV/MM		81555	6615	121007
480593 P/B W225g OR> DI-ELE St.5KV/MM	22011	180194	28182	140191
480610 VEGETABLE PARCHMENT PAPER	1510	5356	1598	7709
480620 GREASEPROOF PAPERS	14164	19339	3253	7864
480630 TRACING PAPERS	1746	7914		
480640 PAPER, GLASSINE	33065	95855	24136	63981
480700 COMPOSITE P/BOARD STICKING FLA		5376	4174	13476
480840 SACK KRAFT PAPER CREPED/EMBOSD	124	3088		3477
480890 OTH PAPER,CREPED/EMBOSED/PERF	1781	8605	946	14267
480920 SELF COPY PAPER	96750	540679	28854	369907
480990 OTH COPYING / TRANSFER PAPERS	26072	96057	13254	65494
481013 ART PAPER COATED IN ROLLS	418062	2069055	143887	1062943
481014 P&P/B IN SHEET 1-SIDE<435/297M		2416	2570	5928
481019 OTHER WRITING PAPER	49218	314816	41624	355075
481022 LIGHT WEIGHT COATED PAPER		196		
481029 OTH LIGHT WEIGHT COATED PAPER	192538	996212	269864	1415555
481031 KRAFT PAPER&BOARD WT 150G/M2		546		13007
481032 KRAFT PAPER&P/BOARD WT>150G/M2	21609	133158		21450
481039 OTH KRAFT PAPER&P/BOARD BLEACH		4258	197	9065
481092 OTH PAPER&P/BOARD MULTI-PLY	1141715	5237902	846239	4855447
481099 OTH PAPER&P/BOARD COATED	85486	248662	45596	214106
481110 P&P/BOARD,TARRED,BITUMINISED	4	606	2	16
481141 GUMMED ADHESIVE PAPER & BOARD	172435	1109790	189854	823323
481149 OTH GUMMED/ADHESIVE P&P/BOARD	13603	128603	12688	44435
481151 PAPER&PAPER BOARD PLASTIC COAT	301	1307	16512	44084
481159 THERMAL FAX PAPER	342967	2616289	315138	2206459
481160 WAX PAPER	47264	333739	92592	363720
481190 OTH P&P/B CELLULOSE WADDING	206370	784526	154362	784070
481320 CIGRETTE PAPER IN ROLL WTH SCM	171243	401187	59913	357756
481390 OTH CIGARET PAPER,BOOKLET/TUBE	125930	397561	45002	263194
481420 WALL PAPER COVERD WITH GRANITE	41180	193599	29375	194015

Contd.

10.11 Imports by Economic Categories (Detail)

(In Thousand Rupees)

Items	November, 2018	From July, 2018	November, 2017	From July, 2017
491199 OTHER, PRINTED MATTER	33163	324401	25756	132518
500100 SILK-WORM COCOONS FOR REELING		74		775
500200 RAW SILK (NOT THROWN)	15499	114251	11400	146805
500400 SILK YARN,NOT RETAIL SALE	27925	128213	12944	166648
500500 YARN SPUN FROM SILK,WASTE NRS	22572	139142	40526	235784
500790 OTHER SILK FABRICS	11697	255620	117724	608432
510111 SHON WOOL GREASY	3837	13505		7225
510119 OTHER GREASY FLEECE WSHED WOOL	5145	32857	5055	69369
510129 OTHER DEGREASED WOOL NOT CORBO	7579	28801	5803	9127
510130 CARBONISED WOOL	16886	33885		58686
510219 OTH FINE ANIMAL HAIR KASHMIR			74	110
510510 CARDED WOOL			1752	3600
510529 OTHER WOOLTOPS&COMBED WOOL	3	42899	6562	45704
510539 OTH F-ANIMAL HAIR,CARD/COMBED				2
510610 YARN OF CARDED WOOL 85% WT WOL	60321	212386	18115	173237
510620 YARN OF CARDED WOOL<85% W WOL	17246	48040	11424	22745
510710 YARN OF COMBED WOOL-WOOL=>85%	2189	11896	1480	6646
510720 YARN OF COMBED WOOL-WEIGHT<85%		6311	158	735
511300 WOV. FAB. COARSE ANIMAL HAIR.				418
520100 LENTH NOT EXCEEDING 20.5MM	2501336	12190278	2291356	7831186
520210 YARN WASTE(INCL.THREAD WASTE)	11924	60451	11591	49018
520291 GARNETTED STOCK	6738	54659	2273	66234
520299 OTHER COTTON WASTE	2318	36593	6878	87431
520300 COTTON, CARDED OR COMBED.	121	255		87
520411 COTTON SEWING THREAD 85%>MORE	9	3381		3784
520419 OTH COTTON SEWING THREAD 85%>	1802	6460	2114	9336
520420 COTTON THREAD FOR SEWING	5	47		99
520511 SIN.COT.YAR.U.COM.FIB.D-714.29	45186	195572	17360	32733
520512 S-COT.YARN UCF.D-232.56-714.29	215630	920312	168657	663360
520513 S-COT.YARN UCF.D-192.31-232.56	383100	1386938	409065	1014468
520514 S-C. YARN UCF D-125.00-193.31.	119232	383573	33721	121460
520515 S/C YARN UCF.D< 125.00-193.31.	7720	7720		
520522 S/C YARN LF.DX.232.56-714.29		21428	25858	131558
520523 S/C.YARN LF.DX.192.31-232.56	105910	127740	56095	72994
520524 S/C YARN COM.FIB.125-192.31-DX	308747	2198687	522728	1838653
520526 S/C YARN LF. DX. 106.30-125.		19971	7547	63578
520527 S/C YARN COM.FIB.106-36-125-DX	229267	710543	364589	1235497
520528 S/C YARN COMBED FIB.< 83.33-DX	274385	1029999	128503	864771
520531 MUL/CAB.C/Y.ULF.>714.29DECITEX	75	75		11114
520532 MUL/CAB C/Y ULF.232.56-714.29D		10		3841
520533 MUL/CAB.C/Y ULF.192.31-232.56D		1475		
520542 MUL/CAB.C/Y CF.232.56-714.29DX	4837	16953	20564	51200
520543 MUL/CAB.C/Y CF.129.31-232.56DX		6010		4702
520544 MUL/CAB.C/Y C.FIB-125-192.31DX		4890		61505
520547 MUL/CAB C.Y CF.83.33-106-38 DX		4066		
520548 MUL/CAB.C/Y COM.FIB.< 83.33.DX	4279	8525		1288
520611 S/C YARN UN COM. FIB>714.29 DX		9279	21781	47194
520612 S/C YARN UN.COM. FIB.<71429.DX	42483	126098	3084	12660
520613 S/C.YARN UN.COM.FIB.<832.56DX.	64365	94387		
520622 S/C YARN COMBED FIB.<714.29DX		15265		66
520623 S/C YARN COMBED FIB.<232.56DX		7295		
520624 S/C YARN COMBED FIB< 192.31DX		14		
520625 S/C YARN COMBED FIB<125 DX	197	197		
520631 MUL/CAB C/Y UNF >14.29 DX		1711		
520645 MUL/CAB C/Y COM FIB<125DX			871	871
520710 C/Y CON>85 % WT OF COT PER-SAL		22		2782
521225 OTH W-FAB COT PRINTED>200G/SQM	232	474		840
530129 OTH, FLAX,HACKLED NOT SPUN	59060	95721	5745	45474
530310 JUTE, CUTTING	523049	2157838	571500	1827046
530390 OTH, WASTE OF JUTE&TEXTILE FIB		179		
530500 SISAL&OTH TEX-FIBRES,GENUS,RAW	18510	84010	14413	76027
530610 SINGLE FLAX YARN		19878	19055	53832

Contd.

10.11 Imports by Economic Categories (Detail)

(In Thousand Rupees)

Items	November, 2018	From July, 2018	November, 2017	From July, 2017
530620 MULTIPLE OR CABLED YARN		3523		184
530710 SINGLE,YARN OF JUTE OR OTH FIB	15337	126212	2991	56560
530720 MULTIPLE OR CABLED YARN(RAMIE)	556	1270	3665	26276
530810 COIR YARN	8000	37426	5971	28055
530820 TRUE HEMP YARN		227		333
531100 WOV FAB OF OTH VEG TEX FIB				168
540110 SEWING THREAD SYTHA FILAMENT	51050	190447	19516	138900
540120 SEWING THRE VISCOSE RAYON DYED	214403	713193	107612	604030
540211 HIGH TENANCITY YARN OF ARAMIDS		130		293
540219 OTH HIGH TENANCITY NYLON YARN	166	9600	903	6039
540220 HIGH TEN YARN OF POLYESTERS	6263	23110	1640	20934
540231 FILAMENTS YARN NYLON POLY 50	53032	549628	109507	501090
540232 FILAMENTS YARN NYLON/OTH POLY	7053	51879	12389	96168
540233 FILAMENTS YARN OF POLYESTERS	1823709	7469703	1389998	7124951
540234 TEXTURED YARN OF POLYPROPYLENE	56076	267949	33405	178927
540239 OTH, SYNTHETIC FILAMENTS YARN	49011	215779	33443	174500
540244 ELASTOMERICYARN(POLYURETHANE)	658526	2661945	424972	1775712
540245 ELASTOMERIC YARN OF NYLON	81356	443334	36229	274256
540246 ELASTOMERIC YARN,POLY-PARTIALLY	7386	27978		29698
540247 ELASTOMERIC YARN OF POLYESTERS	1220998	4785570	686060	3152539
540248 O-ELASTOMERIC OF SPANDEX/LYCRA		3386	22808	38070
540249 OTH,YARN,SINGLE,50 TURNS/MTR	36496	155960	32120	69796
540251 OTH S/Y TWIST>50/M NYLON,POLYA	3005	19245	6923	27130
540252 OTH S/Y TWS>50/M OF POLYESTER	24358	159614	91478	406914
540259 OTH S/Y TWS>50/M OF OTH POLYEST		2619		396
540261 OTH Y-MULTIPLE/CAB NYLON/POLYM		9438		4644
540262 OTH Y-MULTI/CAB OF POLYESTER	46175	253176	54994	303364
540269 OTH Y-MULTI/CAB NOT RETAIL SAL	10461	67849	22805	58411
540331 OTH Y/S UN-TWST VISCOSE RAYON	1411430	6725380	1041831	5399350
540332 OTH Y/S VIS RAY >120TURNS/MTRS	374236	2304503	438227	2607851
540333 OTH YARN,SINGLE CELLULOSE ACET	8722	25775	23927	31663
540339 OTH YARN CUPRAMMONIUM RAYON	253249	1061848	17826	742968
540341 OTHER YARN OF VISCOSE RAYON	14337	61635		12133
540349 OTH ARTI FILAMENT YRN VIS RAYO			12	12
540411 ELASTOMERIC SYN-MONOFILAMENT	11957	27781	4681	11060
540412 OTH MONOFILAMENT OF POLYPROPYL	1485	10047	1235	26208
540419 OTH SYN MONOFILAMENT OF 67-DEX	19690	76773	12734	84546
540490 OTH SYNTH YARN & SYNTH TEX MAT	47332	119642	20983	55502
540500 ARTIFICIAL MONOFILAMENT67D/MORE		289		
540834 OTH WOV FAB ART.FIL YARN PRINT		31123		46397
550110 SYN FIL TOW NYLON/O0POLYAMIDES	8	56		722
550120 SYN FILAMENT TOW OF POLYESTERS		6148	5204	8411
550130 ACRYLIC OR MODACRYLIC	187070	1148486	204374	310235
550190 SYNTHETIC FILAMENT TOW,N.S.		15470	6553	25876
550210 ART-FIL TOW OF CELULOSE ACETAT	1319955	2127129	37905	133040
550290 ART FIL TOW OF VISCOSE RAYON		659	324881	1568521
550311 SYN STAPL FIB OF NY OF ARAMIDS	158646	773964	181253	699597
550319 OTH SYN STSPL FIB NOT CARD/COM	42445	133939	578	77617
550320 SYN FIB NOT CRD/COM<2.22DECX	798019	3721254	458014	3424602
550330 SYN STA FIB ACRYLIC N-CRD/COMD	510371	1516558	77858	940258
550340 SYN STAFIB POLYPROPYLENE N-C/C		4239		4064
550390 SYN STAPLE FIB NOT CARDED/COMB	1261	15814	6375	68063
550410 ART-STA FIB VIS RAYON N-CRD/CO	2495745	16604025	1948982	11717559
550490 OTH ART STAPLE FIB NOT CARDED	694448	3737372	386885	2740309
550510 WASTE SYNTHETIC FIBRES		16877	3259	12293
550520 WASTE ARTIFICIAL FIBRES		10		307
550610 SYN STA FIB CRD,COM SPIN NYLON		3472		4472
550620 SYN STA FIB CRD,COM SPN POLYES	40093	123127	39674	101065
550630 ACRYLIC FIBRES CARDED/COMBED	51159	113525	33851	202487
550690 SYNTHETI FIB CARDED/COMBED NS		22		1
550700 ARTIFI STAPLE FIB CARDED/COM				3051
550810 SEWING THREAD SYN STAPLE FIBRE	427	26858	2032	14046

Contd.

10.11 Imports by Economic Categories (Detail)

(In Thousand Rupees)

Items	November, 2018	From July, 2018	November, 2017	From July, 2017
550820 SEWING THREAD ART STAPLE FIBRE		373	3394	3431
550911 S/Y STA FIB 86% WT NYLON	8119	21336		7299
550912 MULTI CAB YRN SYN FIB NYL 85%W		3518	12621	25241
550921 S/Y SYN STA FIB 85% WT POLYSTR	141155	1210100	198483	1426574
550922 MULTI STA FIB 85% W POLYESTER	319231	1242301	162247	911123
550931 SINGLE YARN85% OR MORE ACRYLIC		11113	638	17874
550932 MUL/CAB YARN 85% ACRYLIC FIB		36194	2583	51014
550941 SINGLE YARN 85% WT SYN STA FIB		16734	510	14410
550942 MUL/CAB YARN SYN STA FIB 85%WT	9498	32060	12261	34387
550951 O/YRN POLYES STA FIB MIX ARTIF	48301	587270	131926	1295698
550953 OTH YRN OF POLYESTER MIX COTTN	9971	120369	8985	52893
550959 OTH YRN OF POLY STAPLE FIBRE	55341	388914	24014	282214
550961 O/YRN OF ACRYLIC S-FIB MX WOOL		783		
550962 OTH YARN ACRYLIC MIX COTTON		76		
550969 YARN ACRYLIC FIB NOT FOR R-SAL	38544	88960	32797	101009
550999 OTH YARN SYN FIB NOT FOR R-SAL	965	2720	1652	15053
551011 S/YRN ART STA FIB>85% STAPLE-F	1059	135581	31561	399047
551012 MUL/CAB YARN ART STA FIB>85%W	48	202		159
551030 O/YRN ART STA FIB MIX COT-NRS		279		
551090 O/YRN ATT STA FIB<85%ART ATA-F	1042	16479	10360	40036
551110 YARN 85%MORE OF SYN STAP FIBRE		16		
551120 YARN<85% BY WT SYN STAP FIBRE				6022
560290 OTH FELTS,NOT IMPREGNATE,COAT	22079	154287	27241	129057
560311 N-WOVNS, M-MADE FILA>25G/SQM	353920	1323916	216808	822300
560312 N-WOV,M-MAD FIL>25G/SQM>70GSQM	131374	529753	160284	578622
560313 N-WOVNS,M-MAD FIL>70G/SQM>150G	44125	227268	48288	195124
560314 N-WOV,M-MAD FLAME WT>150G/SQM	26211	129460	20796	103203
560391 OTH NONWOVENS, WT>25 G/SQM	2	7535	3106	28318
560392 OTH N-WOV,WT>25G/SQM>70 G/SQM	8896	43571	7453	32818
560393 OTH,NON WOVEN>70G/SQM>150G/SQM	8042	90626	3221	27663
560394 OTH,N-WOVEN WEIGHING>150G/SQM	497389	1916694	246657	1016687
560410 RUBBER THREA AND CORD,TEX COVE	383	6200	1126	6705
560490 OTHER,TEXTILE COVERED MATERIAL	10437	45830	11271	53371
581099 OTH TEXTILE MATERIAL.	529	1664	12718	27091
581100 QUILTED TEXTILE PRODUCT PIECE.	8199	68761	12209	47141
590110 TEX FAB.GUM COATED/AMYLAC,SUBS	1408	13853		6009
590290 OTH,TYRE CORD FAB YARN VIS-RYN	773	1205		2370
590310 TEX.FAB.IMP,COV/LMTD PICAL.	293097	1441718	250071	1052073
590320 TEX.FAB IMP,COATED,POLYURETHAN	187338	1173918	188586	922913
590500 TEXTILE WALL COVERINGS.				478
590610 ADHESIVE TAPE < 20 CM	3497	14580	16703	58120
590691 RUBBERISED TEX FAB,KNIT/CROCH				4297
590699 OTHER,RUBBERISED TEX FAB,N.S	16211	59703	8316	42027
590700 TEXTILE FABRICS O/W IMPG/COATD	51931	419658	27421	111962
630800 SETS OF WOVEN FABRICS AND YARN		304		
630900 WORN CLOTHING&OTH WORN ARTICLE	2039182	8908546	1433377	6932965
631010 USED&NEW RAGS,SCRAP,TWINE,ETC	3556	12680	1780	2981
640590 CANVAS FOOTWEAR	121642	434412	38860	210289
640610 OTH PARTS OF FOOTWEAR N.S.	17562	135935	2486	44492
640620 SOLES OF RUBBER	21024	96063	6610	55728
640690 PARTS OF FOOTWEAR/OTH MATERIAL	7493	26244	3198	15311
650100 HAT-FORM/BODY,HOODS OF FELT		66		
700800 MUL-WALLED INSULATE UNIT GLASS	5926	13679	13995	29810
700910 R-VIEW MIRRO VEH H-8703,4&8711	6754	42317	14215	61399
700991 UNFRAMED GLASS MIRRORS	47103	352668	52282	300303
701399 O-GLASSWARE INDOOR DECORATION	158550	627551	160777	950205
701890 GLASS EYES	5011	22716	48731	160907
701911 SILVER/ROVINGYARN C/STAND=50MM		1202		1063
701912 ROVINGS	1813	36246	1372	39212
702000 ARTICLES USED FOR IND PURPOSE	55714	272659	35645	183142
710110 NATURAL PEARLS			1292	1292
710310 UN-WORKED/SIMPLY SAWN PRE-STON	1132	3313	397	1896

Contd.

10.11 Imports by Economic Categories (Detail)

(In Thousand Rupees)

Items	November, 2018	From July, 2018	November, 2017	From July, 2017
710399 OTH SEMI/PRE STONES WORKED N.S		34		163
710410 PIEZO-ELECTRIC QUARTZ	18	18		
710590 OTH DUST/POWDER NAT SYN PRE ST	31	59		
710691 SILVER UNROUGHT 50kg & ABOVE				35238
710692 SILVER SEMI-MANUF 50kg & ABOVE	524	10483	138	8955
711019 OTH PLATINUM OTH SEM MFG FORM		789	661	661
711049 OTH MET-PLAT GRUD/ALOY S-MED F	34	34		
730890 PILLARS ETC FOR STRUCTURS I/S	1618725	6987219	849345	4706702
730900 RESERVATORS,TANKS,VATS SIMICONT	193368	386501	66132	167356
731010 TANKS,CASKS,DRUMS,CANS,BOX>50	16930	94796	579	10324
731021 CAN,CLOSED BY SOLD/CIMP CAP<50	11908	39691	3157	31839
731029 OTH TANK,CASK,DRUM,BOX CAP<50	256671	778278	150789	515999
761090 ALUM STRUCTURE & PARTS N.E.S.	57250	352141	78215	428983
761100 ALUM RESERVOIRS,TANKS VATS ETC		36		100
761210 COLLAPSIBLE TUBULAR CONTA ALUM	4186	17355		2971
761290 ROUND CANS ALUMINIUM DIA>45MM	71653	538779	157600	814530
890800 VESSELS&F-STRU FOR BREAKING UP	2422792	9220616	7663583	19784687
900110 OPTICAL FIB,OPTI FIB BUNDLES	144702	630523	53047	237682
900120 SHEET,PLATE OF POLARISING MATE		5		
900130 CONTACT LENSES.	1992	10910	867	13628
900140 SPECTACLE LENSES OF GLASS.	7200	36758	6787	32181
900150 SPECTACLE LENSES OTH MATERIAL	7742	17855	1894	7074
900190 OTH LENSES, PRISMS, MIRRORS	13323	49474	671	3417
900211 OBJECTIVE LENSE CAMRA/PROJECTOR	1074	9823	604	7486
900219 OTHER OBJECTIVE LENSES.	2531	11778	1058	12274
900220 FILTERS FOR OBJECTIVE LENSES	160	631	186	1084
900290 OTH,MOUNTED OPTICAL ELEMENTS	3103	8627	714	5922
900311 FRAMS,MOUNTINGS OF PLASTICS	256	934		35004
900319 FRAM,MOUNTING OF OTH MATERIAL	35859	142122	28091	92189
900390 PART FOR FRAMES&MOUNT SPECATLE	91	536	361	449
900410 SPECTACLES,GOGGLES SUNGLASSES	13137	89121	17655	316864
900590 PARTS/ACCESSORIE OF BINOCULARS	228	965	14	446
900610 CAMERA FOR PREPARE PRINT PLATE		75		2
900630 CAMERA USED IN UNDERWATE SURVY		138		1939
900640 INSTANT PRINT CAMERAS		340		840
900651 CAMERA(SLR) FOR FILM WDI>35MM		99		
900659 OTH CAMERA PHOTOGRAPHIC	8	5385		1772
900661 DISCHARGE LAM FLASHLIGHT APPAR	64	387		318
900669 OTH PH-GRAPHIC FLASHLIGHT APPA	93	1072	36	1348
900691 PARTS,ACCE PHOTOGRAPHIC CAMERA	1359	5717	1026	5535
B. CAPITAL GOODS TOTAL	57997280	306224617	53756529*	251380227
250100 TABLE SALT OF ALL SORTS	2655	32672	4564	30195
250200 UNROASTED IRON PYRITES		2743		2582
250300 SULPHUR OF ALL KINDS	80891	358717	75774	292184
250410 NATURAL GRAPHITE OF ALL KINDS	9021	51450	10528	44476
250490 OTHER,NATURAL GRAPHITE		194	338	2825
250510 SILICA SANDS AND QUARTZ SANDS	4027	12155	1718	7483
250590 OTHER NATURAL SANDS	181	15151	1641	6135
250610 QUARTZ (O/T NATURAL SANDS)	1094	1938	1245	3099
250620 QUARTZITE ROUGHLY TRIMMED		290		520
250700 KAOLIN & OTH KAOLIN CLAYS	99483	558456	64745	347276
250810 BENTONITE	5741	58895	37112	90841
250830 FIRE-CLAY		20		1311
250840 OTHER CLAYS	14868	34098	3111	45625
250870 CHAMOTTE OR DINAS EARTHS				217
250900 CHALK	6717	14074	4146	37302
251110 NATURAL BARIUM SULPHATE	28503	196502	33756	85531
251200 SILICEOUS FOSSIL MEALS	1576	8273	1153	6833

Contd.

10.11 Imports by Economic Categories (Detail)

(In Thousand Rupees)				
Items	November, 2018	From July, 2018	November, 2017	From July, 2017
251310 PUMIC STONE W/NOT HEAT TREATED	11352	54147	15470	89139
251320 EMERY	4787	16092	4409	16423
251400 SLATE,WHET/NOT ROUGHLY TRIMED		2121	1401	3708
251511 MARBLE/TRAVERTINE,CRUDE ROUGH	64594	645544	487	11544
251512 MARBLE,TRAVERTINE,MERELY CUT	2008	8074		2221
251611 GRANITE,CRUDE/ROUGHLY TRIMMED	11299	57418	10183	46038
251612 GRANITE,MERELY CUT,BY SAWING			17704	55016
251620 SANDSTONE,CRUDE/ROUGHLY TRIMED		3559		2223
251690 OTH MONUMENTAL BUILDING STONE			5	5
251710 PEBBLES,GRAVEL/CRUSH STONE ETC		1019	338	427
251741 GRANULES,CHIP & POWDER,MARBLE		1963	394	5404
251749 OTH GRANULE,CHIPPING & POWDER		1460	768	7283
251810 DOLOMITE, NOT CALCINED	1055	1055		831
251820 DOLOMITE, CALCINED	2947	8688		
251830 DOLOMITE RAMMING MAX		9077		7478
251910 NAT.MAG.CARBONATE (MAGNESITE)		2569		
251990 MAGNESIUM OXIDE	23861	121033	8801	65177
252010 GYPSUM	3117	9226	2088	13829
252020 PLASTERS OF CALCINED GYPSUM	3666	27526	3656	17174
252100 LIMESTONE FLUX;LIMESTON CEMENT		456		
252210 QUICKLIME		116		1162
252220 SLAKED LIME	1787	4555	678	3207
252310 CEMENT CLINKERS	50704	192785	66302	169860
252321 WHITE PORTLAND CEMENT	406	4389		
252329 OTHER PORTLAND CEMENT	22741	239053	53638	462039
252330 ALUMINOUS CEMENT(CEMENT FONDU)	1430	5841	931	5923
252390 OTHER HYDRAULIC CEMENTS	17243	140824	355	138206
252410 ASBESTOS CROCIDOLIITE				1335
252490 OTHER ASBESTOS	48941	137047	3591	140795
252520 MICA POWDER	4188	4638	220	3347
252610 TALC NOT CRUSHED NOT POWDERED	362242	1507058	647841	2458309
252620 NA-STEATITE/TALK, CRUSH/POWDER	4255	18601	3051	10230
252800 NATURAL BORATES & CONCENTRATES		35		413
252910 FELDSPAR	802	7506	1683	7944
252922 FLUORSPAR>97% CALCIUM FLORIDE		469	39	20943
252930 LEUCITE;NEPHELINE,NEPH SYENITE		92		
253010 VERMICULITE,PERLITE CHLORITES		1330		1529
253020 KIESERIT,EPSOMITE(NAT MAG SULP		25		
253090 NATURAL MANGANESE DIOXIDE	67165	283117	68606	249148
260111 IRON ORES,CONCEN,NON-AGGLOMERT		9791		1295
260112 IRON ORES CONCEN,AGGLOMERATED		3191		
260120 ROASTED IRON PYRITES				1487
260200 MAGANESE ORES & CONCENTRATES			273	273
260300 COPPER ORES AND CONCENTRATES				45
260600 ALUMINIUM ORES/CONCENTRATES			44	44
260700 LEAD ORES AND CONCENTRATES		4042		7825
261000 CHROMIUM ORES AND CONCENTRATES		159	1699	9886
261400 TITANIUM ORES & CONCENTRATES		9582		6337
261510 ZIRCONIUM ORES AND CONCENTRATE	280	280		3067
261800 GRANULATED SLAG M/G IRON,STEEL		13156	8128	49162
261900 SLAG,DROSS OTH WASTE,IRN/STL			5766	14942
262011 HARD ZINC SPELT MAINLY OF ZINC	802	2590	1924	4594
262019 OTH,ASH&RESIDUE C/MAINLY ZINC	597	2072		331
262030 ASH&RESIDUES MAINLY OF COPPER				81
262040 ASH&RESIDUE MAINLY OF ALUMNIUM	633	1599		1034
262099 OTH ASH&RESIDUE CANTAIN METAL				28
262190 OTH SLAG &ASH,RESIDUES M-WAST	1915	6561	742	8620
270111 ANTHRACITE NOT AGGLOMERATED		2511		1790
270112 BITUMINOUS COAL,NOT AGGLOMERAT	11197730	66541708	11290704	43233032
270119 OTHER COAL,NOT AGGLOMERATED	4040930	20017694	1285127	6288801
270210 LIGNITE NOT AGGLOMERATED		1255		
270300 PEAT INCLPEAT LITTER	7027	37594	2304	16687

Contd.

10.11 Imports by Economic Categories (Detail)

(In Thousand Rupees)

Items	November, 2018	From July, 2018	November, 2017	From July, 2017
270400 COKE OF COAL	395449	2186923	234770	1414503
270500 COAL GAS,WATER GAS,SIMILAR GAS				236
270600 COAL TAR				279
270710 BENZOLE (BENZENE)				14314
270730 XYLENE (XYLENES)	159521	992944	79867	867844
270750 OTH STOCK FOR CARBON BLACK	22997	136235	34236	144932
270791 CREOSOTE OILS		1796		2863
270799 CARBON BLACK OIL	184161	314862	79412	399912
271019 KEROSENE	1844020	11857162	3038885	12269505
271129 OTH GAS HYDROCARBON GAS STATE	215	1585	2026	4463
271210 PETROLEUM JELLY	52494	304101	40258	225088
271220 PARAFIN/WAX,CONT WT<0.75%OIL	45780	186236	28302	190697
271390 CARBON BLACK OIL				580
271410 BITUMEN OIL SHALE & TAR SANDS				124
271500 BITUMEN MIXTURES,NATURAL	98	10986		9521
271600 ELECTRICAL ENERGY	496999	2062688	710006	1177881
280110 CHLORINE		3		
280120 IODINE	56455	220201	975	139499
280130 FLOURINE, BROMINE				14
280200 SULPHUR, SUBLIMED/PRECIPATED	495	1357	778	781
280300 CARBON BLACK (RUBBER GRADE)	230695	1034607	287130	1094311
280410 HYDROGEN.		1022	773	1872
280421 ARGON	13029	75154	2232	29301
280429 OTHER, RARE GASES.	16176	52825	10073	45860
280430 NITROGEN	14252	18680	1233	3516
280440 OXYGEN	49	2260		2003
280461 SILICON CON & 99.99% BY WEIGHT			11	11
280469 OTHER SILICON	13031	31611	16697	29018
280470 PHOSPHORUS	9198	26692	19865	30971
280480 ARSENIC	3376	7484		3686
280490 SELENIUM	13011	44070	8539	50917
280511 SODIUM		579		284
280512 CALCIUM	10624	10624	8815	9938
280519 OTHER ALKALI METALS		17978	7057	28113
280540 MERCURY		7555		2
280610 HYDROGEN CHLORIDE (HCL ACID)		8662	462	1250
280620 CHLOROSULPHURIC ACID		49		
280700 SULPHURIC ACID; OLEUM	179	247	1004	7402
280800 NITRIC ACID	14023	75241	6352	44701
280910 DIPHOSPHORUS PENTAOXIDE	1246	3936	3385	5681
280920 PHOSPHORIC ACID	3580877	14924600	2406233	10483981
281000 OXIDE OF BORON	15464	97584	26239	96998
281111 HYDROGEN FLUORIDE		6650	78	2398
281112 HYDROGEN CYANIDE				937
281119 PHOSPHOR/HYPO PHOSPHORIC ACID	20239	56971	9688	49223
281121 CARBON DIOXIDE	103	438	217	317
281122 SILICON DIOXIDE (SILICA)	111637	433416	85915	393586
281129 SULPHUROUS ACID GAS		3536	3441	7311
281217 THIONYL CHLORIDE			4	4
281219 ARSENIC TRICHLORIDE		82		
281290 OTH HALIDE/HALIDE OXIDES	95	2709	5082	25583
281310 CARBON DISULPHIDE		54		18
281390 OTH SUPHIDE OF NON-METALS		3417		5328
281410 ANHYDROUS AMMONIA	7086	31808		840
281420 AMMONIA IN AQUEOUS SOLUTION	5990	25850	2829	12043
281511 SODIUM HYDROXIDE SOLID	435	18056	2222	22103
281512 SODIUM HYDROXIDE AQUEOUS SOL		10205	8	4715
281520 POTASSIUM HYDROXIDE (CAUSTIC)	20410	200653	24153	199385
281530 PEROXIDES OF SODIUM/POTASSIUM		1136		4512
281610 MAGNESIUM HYDROXIDE	11245	25364	5604	13007
281640 STRONTIUM,OXIDE,H-OXIDE,PEROXI		6520	2422	2422
281700 ZINC OXIDE;ZINC PEROXIDE	18591	184726	57171	156564

Contd.

10.11 Imports by Economic Categories (Detail)

(In Thousand Rupees)

Items	November, 2018	From July, 2018	November, 2017	From July, 2017
281810 ARTIFICIAL CORUNDUM NOT DEFIN	2090	20959	1321	16477
281820 ALUMINIUM OXIDE O/T ARTIFICIAL	24551	154153	17350	78286
281830 ALUMINIUM HYDROXIDE	61099	293357	58335	199602
281910 CHROMIUM TRIOXIDE	10499	97159	4999	73419
281990 CHROMIUM OXIDE	17	5446	482	13951
282010 MANGANESE DIOXIDE,ELECTROLYTE		18146	3102	11316
282090 OTHER, MANGANESE OXIDES		20704	4093	8187
282110 IRON OXIDES	89760	329684	57544	339800
282200 COBALT OXIDE & HYDROXIDE	3796	44984	43	48909
282300 TITANIUM DIOXIDE	16538	158244	19760	140989
282410 LEAD MONOXIDE(LITHARGE,MASICOT	12423	38505	1582	17936
282490 OTHER, LEAD OXIDES		11833		2
282510 HYDRAZINE, YDROXYLAMINE SALT		31480		36689
282520 LITHIUM OXIDE AND HYDROXIDE	2565	11965	11217	13591
282530 VANADIUM OXIDES AND HYDROXIDES		46	13	5563
282540 NICKEL OXIDES AND HYDROXIDES				2081
282550 COPPER OXIDES AND HYDROXIDES		49		10
282560 GERMANIUM OXID/ZIRCONIUMDIOXID	11	164		529
282570 MOLYBDENUM OXIDES/DIOXIDES			56	88
282580 ANTIMONY OXIDES	779	31136		43058
282590 OTH INORGANIC BASE/METAL OXIDE	9404	11863	306	9648
282619 OTHER, FLOURIDES	4556	21476	5741	20754
282630 SODIUM HEXAFLOROALUMINATE		218	151	1055
282690 OTHER, COMPLEX FLUORINE SALTS	1960	19210	277	922
282710 AMMONIUM CHLORIDE	7894	35702	16821	53376
282720 CALCIUM CHLORIDE	8842	68169	8671	41692
282731 CHLORIDES OF MAGNESIUM	1931	9469	3249	16553
282732 CHLORIDES OF ALUMINIUM	2854	62130	3925	18526
282735 CHLORIDES OF NICKEL		10356	2321	12123
282739 OTH CHLORIDE OXIDES,BROMIDES	17307	163581	6109	72812
282741 CHLORIDE OXIDE/HYDROXIDE COPER				149
282749 OTH CHLORIDE OXIDE/HYDROXIDES		1673	78	402
282751 SODIUM POTASIUM BROMOMIDES	1515	90219		2143
282759 OTH BROMIDE/BROMIDE OXIDE	76	58141	11503	12466
282760 IODIDES AND IODIDE OXIDES	500	8781	2191	11701
282810 COMERCIAL CALCIUM HYPOCHLORITE		209		57
282890 OTH HYPOCHLORITES/HYPOBROMITES	6493	36159	268	14932
282911 CHLORATES OF SODIUM	201	390	3618	7257
282919 POTASSIUM CHLORATES	32473	171467	25198	160247
282990 OTH BROMATES/PERBROMATE/IODATE	5459	37807	1442	10142
283010 DITHIONITES OF SODIUM	114567	795888	74433	429058
283090 OTH SULPHIDES NOT CHEM-DEFINED	18	18	591	1039
283110 DITHIONITES OF SODIUM	103040	614890	90163	482208
283190 FORMALDEHYDE SULPHOXYLATES	88799	396487	52368	502551
283210 OTH SODIUM HYDROGEN SULPHITE	38112	187851	19169	195552
283220 AMMONIUM SULHITE	27	7414		11564
283230 THIOSULPHATES		1409	83	7268
283311 DISODIUM SULPHATE	183807	683108	159183	678514
283319 OTHER SODIUM SULPHATES		5901		22385
283321 MAGNESIUM SULPHATE(EPSOM SLATE	4728	21900	1103	12142
283322 SULPHATES OF ALUMUNIUM	11502	56336	16360	42827
283324 SULPHATES OF NICKLE	6899	36396	14082	64491
283325 SULPHATES OF COPPER	14520	56898	21527	54681
283327 SULPHATES OF BARIUM	11201	38088	9228	40516
283329 SULPHATES OF FERROUS	145371	889712	63151	647394
283330 ALUMS		716	1002	1702
283340 PEROXOSULPHATES(PERSULPHATES)	4838	19841	3411	25859
283410 SODIUM NITRATE	7899	37041	8481	38308
283421 NITRATES OF POTASSIUM	6486	34365	12217	39880
283429 OTHER NITRITES	17360	39171	7762	34178
283510 PHOSPHINATES & PHOSPHONATES	593	8186	368	1884
283522 PHOSPHATES OF MONO SODIUM	36355	132485	34888	103904

Contd.

10.11 Imports by Economic Categories (Detail)

(In Thousand Rupees)

Items	November, 2018	From July, 2018	November, 2017	From July, 2017
283524 PHOSPHATES OF POTASSIUM	14209	35263	5644	40426
283525 CALCIUM HYDROGEN-ORTHOPHOSPHAT	85378	355929	72208	499787
283526 OTH CALCIUM PHOSPHATE (PURE)	46868	310901	58093	304952
283529 PHOSPHATES OF ALUMINIUM	3747	25743	3914	20252
283531 SODIUM TRIPHOSPHATE	101583	417443	63183	351941
283539 OTHER, POLYPHOSPHATES	57493	204074	61758	205796
283620 DISODIUM CARBONATE NATURAL	3144	482799	60996	373804
283630 SODIUM HYDROGEN CARBONATE	8767	71874	17978	113515
283640 POTASSIUM CARBONATE	26692	52888	15149	89028
283650 CALCIUM CARBONATE	20452	136693	22200	87397
283660 BARIUM CARBONATE	26161	106950	22668	118235
283691 LITHIUM CARBONATE		8753	6595	12914
283692 STRONTIUM CARBONATE			117	145
283699 MAGNESIUM CARBONATE	51132	247185	47842	378190
283711 CYANIDES OF SODIUM	9378	49851	3669	34322
283719 OTH CYANIDE/OXIDES	2162	5997	2458	5921
283720 COMPLEX CYANIDES	42	2289	67	737
283911 SODIUM METASILICATES	25295	83304	6115	28643
283919 SODIUM SILICATE	5414	20967	2094	7869
283990 OTHER, METAL SILICATE	14595	74406	6643	27383
284011 SODIUM TETRABORATE ANHYDROUS	2	2		10
284019 OTH DISODIUM TETRABORAT(REFINE	2730	87497	24342	102019
284020 OTHER, BORATES		681	1889	18043
284030 PEROXOBORATES (PERBORATES)	7	2311		226
284130 SODIUM DICHROMATE	51868	175255	36821	150282
284150 SODIUM CHROMATE	18	126	5991	15140
284161 POTASSIUM PERMAGANATE		14014	2841	22498
284169 OTH MAGANITE MAGANATE/PERMAGAN	90	90		
284170 MOLYBDATES	17004	30484	6751	7410
284180 TUNGSTATES (WOLFRAMATES)		5		6
284190 SODIUM STANNATE	371	907	3232	4396
284210 DOUBLE OR COMPLEX SILICATES.	19104	122326	10078	87407
284290 FULMINATES,CYANATES&THIOCYANAT	13146	36794	165	8626
284321 SILVER NITRATE.		223	472	1728
284329 OTHER,SILVER COMPOUNDS	1172	7834	3711	33216
284330 GOLD COMPOUNDS.		51		186
284390 OTHER COMPOUNDS,AMALGAMS		6026	17	245
284440 RADIOACTIVE EL/ISOTOP COMP ALY	29237	97902	9375	71655
284590 OTH ISOTOPES & THEIR COMPOUNDS		4660	489	520
284610 CERIUM COMPOUNDS.	3765	9705	3266	3316
284690 OTH RARE EARTH METAL COMPOUNDS	6799	14327	724	3790
284700 HYDROGEN PEROXIDE SO-WITH UREA	27527	296421	26204	86581
284910 CALCIUM CARBIDES	67171	190318	24187	148514
284920 SILICON CARBIDE	1950	10927	2941	13833
284990 OTHER CARBIDE	2	413	213	300
285000 HYDRIDE,NITRIDE,AZIDE,BRMD ETC	256448	277680	376	1213
285210 INORG/ORGA COMP CHEM DEFINED	17	147	2211	13814
285290 OTH INORG/ORGA COMP-MERCURY		804		232
285310 CYANOGEN CHLORIDE (CHLORCYAN)		20		24
285390 OTH INORGANIC COPM AMALGAMS	123	4345	495	6135
290899 OTH SULPHONATED DER OF PHENOLS	9194	36341	9145	40568
290911 DIETHYL ETHER		137	192	192
290919 METHYL TERTIARY BUTYLE ETHER	342	1836		7816
290920 CYCLANIC,CYC ETHER HALOGEN DER	219	360	888	9984
290930 AROMATIC ETHER HALOGEN SULPH'T	18698	81022	7742	52349
290941 2,2-OXYDIETHANOL(DIETHYL GLYCL	123288	648187	138936	681822
290943 MONOBUTYL ETHER,ETHYLEN GLYCOL	71246	191550	14625	82724
290944 OTH INGREDIENTS FOR PESTICIDES	70704	268239	19197	138985
290949 NITROSATED BASE PESTICIDES	25147	233556	30862	214421
290950 ETHER-PHENOLS,ETHERALCH PHENOL	87	13144	1922	11176
290960 ALCH PEROXID,ETH PEROXID,KETON	52933	182476	28500	131046
291010 OXIRANE (ETHYLENE OXIDE)	5504	10994	3544	13221

Contd.

10.11 Imports by Economic Categories (Detail)

(In Thousand Rupees)

Items	November, 2018	From July, 2018	November, 2017	From July, 2017
291020 METHYLOXIRANE(PROPYLENE OXIDE)		1		
291030 1-CHLORO-2,3-EPOXYPROPANE	11895	49649	5675	30295
291090 OTH,EPOXIDE,EPOXYALCH,EPOXYPHL		8874	762	7452
291100 ACETAL HEM/ACETAL,OXYFUNC HEL		1661		1863
291211 METHANE WITHOUT OTH OXYGN FUNC		393		49
291212 ETHANE WITHOUT OTH OXYGEN FUNC		300		407
291219 OTH,ACYCLIC ALDEHYD W/O OTHOXY	20654	101902	18922	56043
291221 BENZALDEHYDE W/O OTH OXY FUNC		250		42
291229 OTH CYCLIC ALDEHYD W/O OXY FUN	1389	10804	7346	27226
291241 VANILLIN(4-HYDROXY-3-METHOXYBZ	4141	87825	4099	58663
291242 ETHYLVANILIN(3-ETHOXY-4HYDROXY	2884	20477		10590
291249 OTH ALDEHYDE-ETHER/PHENOL/OXYG	817	9818	21	896
291260 PARAFORMALDEHYDE	5082	24409	2708	31640
291300 HALOGEN,SULPHONAT,NITRAT DERV		53		247
291411 ACETONE	6764	70186	30979	72889
291412 BUTANONE(METHYL ETHYL KETONE)	76688	198968	52840	161422
291413 4-METHYLPENTAN-2-ONE	2676	10532	2921	5814
291419 OTH,ACYCLIC KETONE W-OUT OXY-F	5139	12163	2222	3246
291422 CYCLOHEXANONE,METHYLCYCLOHEXON	7403	56540	16946	144294
291423 IONONES AND METHYLIONONES	1225	2068	6686	7669
291429 ISOPHORONE	8023	30706	194	17348
291439 OTH,AROMATIC KETONE W/O OXYGEN	868	9301	1122	2882
291440 KETONE-ALCOHOL KETONE-ALDEHYDE	7631	42960	5803	38176
291450 KETONE-PHENOL/KETONE W/O OXYGN	23	13411	7370	16548
291462 COENZYME Q10 UBIDECARENONE		12118	700	1174
291469 OTHER QUINONES	5025	73960	5623	21348
291479 OTH HALGNAT,SULPH,NITRAT DERIV	11	2144		1390
291899 OTH INGREDIENTS FOR PESTICIDES	96769	552264	85975	284899
291990 OTH INGREDIENTS FOR PESTICIDES	12051	44349	14523	39413
292019 OTH THIOPHOSPHORICESTERS, DERI	40	40		161
292029 OTH PHOSPHITE ESTERS		277		
292090 SULPHONIC ESTERS/DERIVATIVES	69054	366934	13998	167097
292111 METHYLAMINE,DI/TRI & ITS SALT	13093	50002	3741	42322
292112 DIMETHYLAMINO ETHYLCHLORD HCL				1099
292114 DISOPROPYLAMINO ETHYLCHLORID				5
292119 PARAXYLIDINE SULFAMIC ACID	7199	20169	6847	47731
292121 ETHYLENEDIAMINE AND ITS SALTS	4493	88334	21735	62345
292122 HEXAMETHYLENEDIAMINE/ITS SALTS	3043	11614		5584
292129 ACETO ACETIC ORTHO ANISIDINE	8715	25461	7426	40866
292130 CY-CLANIC,LENIC LOTERPENI/SALT	9052	64062	10084	40610
292141 ANILINE	1316	323047	94109	100101
292142 ANILINE DERIVATIVES/ITS SALT	553164	2598575	226491	1008416
292143 OTH TOLUIDINE/DERIVATIV/SALT	39490	84959	775	6075
292144 DIPHENYLAMINE/ITS DERIV/SALT		23	40	2520
292145 SODIUM NAPHTHIONATE	7746	24130	4203	18984
292149 OTH,AROMATIC MONOAMIN DER/SALT	11440	241428	59329	229075
292151 DIAMINOTOLUENE BASE PESTICIDES	387129	1583786	108793	657799
292159 OTH AROMATIC POLYAMIN DER/SALT	15415	119839	8911	40702
292211 MONOETHANOLAMINE AND ITS SALTS	2835	24261		18632
292212 DIETHANOLAMINE AND ITS SALTS	14031	49659	875	19593
292214 DEXTROPROPOXYPHENE&ITS SALTS		5754		
292215 TRIETHANOLAMINE	12800	36789	21492	54689
292217 METHYL & ETHYL DIETHANOLAMINE		39469		11826
292219 N,N-DIMETHYL-2-AMINOETHANOL/SA	156636	514413	147669	743828
292221 AMINOHYDROXYNEPHLENE ACID/SALT	9903	200080	8367	120283
292229 OTH AMINO NAPHTHOL/PHENOL ETHER	356340	964458	210042	700310
292239 OTH AMINO ALDEHYDES	420	143206	2402	41667
292241 LYSINE/ITS ESTER SALT THEREOF	157982	901606	143234	876773
292242 MONOSODIUM GLUTAMATE	654	2331	301575	1504456
292243 ANTHRANILIC ACID AND ITS SALTS			356	356
292249 OTHER ALANINE	386366	1805619	343518	1602762
292250 AMINO-ALCOH-PHENOLS,AMINO ACID	151638	451244	90954	641318

Contd.

10.11 Imports by Economic Categories (Detail)

(In Thousand Rupees)

Items	November, 2018	From July, 2018	November, 2017	From July, 2017
292310 CHOLINE AND ITS SALTS	2266	11224	1277	19706
292320 LECITHIN/OTH PHOSPHOAMINOLIPID	31670	168164	14231	88603
292330 TETRAETHYLAMO PERFLOROCT SULPH		21		
292390 BETAIN	46030	264912	48412	268332
292419 ACETAMIDE	137654	608312	57044	343328
292421 UREINES/DERIV/SALT THEREOF		1978	4185	5029
292429 PARACETAMOLE	186018	907843	230826	1008128
292511 SACCHARIN AND ITS SALTS	28498	164467	29715	149674
292519 OTH IMIDE/DERIV/SALT THROF	4	11800	1586	15965
292529 DIPHENYL-GUANIDINE	30829	369317	146053	384356
292610 ACRYLONITRILE	4661	25417	5652	19677
292620 1-CYANOGLUANIDINE(DICYANDIAMIDE	6307	47976	5291	35713
292690 ALPHACYANO,3-PHANOXYBENZYL ETC	911744	5014780	961336	4226573
292700 BENZENE-DIAZONIUM CHLORIDE	19008	183813	28451	151938
292800 PHENYL-HYDRAZINE	9551	52299	11393	34833
292910 ISOCYANATES W-NITROGEN FUNCTIO	948647	4707424	1084324	4298643
350790 OTH ENZYMES/PREP ENZYMES	217199	1060912	270173	1398125
360200 PREP EXPLOSIVE O/T POWDER		33189	10578	118504
381590 OTHER CATALYTIC PREPARATIONS	31949	241110	149263	500841
401039 OTH TIMING BELT FOR VEH CH-87	38865	143673	20812	111661
401110 NEW PNEUM TYRES FOR MOTOR CARS	195973	1088368	436507	2290393
401120 NEW PNEUM TYRES LIGHT TRUKS	971471	6561894	2252757	12627320
401130 NEW PNEUM TYRES RUB AIRCRAFTS	14569	152736	36710	126186
401140 NEW PNEUM TYRE RUBB MOTORCYCLE	729	11440	4547	40456
401150 NEW PNEUM TYRE RUBB BICYCLES	2842	6561	3335	11895
401170 TYRE AGRICULTURE VEH/MACHINE	129980	882151	275880	1091468
401180 TYRE INDUSTRIAL/CONST VEH/MACH	354804	948623	14956	76766
401190 OTH TYRE NEW PNEUMATIC RUBBER	34389	254742	129526	641127
401211 RETREATED TYRES FOR MOTORCARS		27		
401212 RETREATED TYRE FOR BUSES/LORRY				54
401213 RETREATED TYRE FOR AIRCRAFTS		12434		
401219 OTHER RETREATED TYRE OF RUBBER			29	29
401290 OT FLPS FOR TYRES/TUBE H-8701	655	24023	29578	141358
401310 INNER TUBES OF BUS/LORRY/TRUCK	84549	272004	83894	284623
401320 INNER TUBES FOR BICYCLES	108	474	4817	10548
420340 OTHER CLOTHING ACCESSORIES	2071	4078	15151	84619
440290 OTH WOOD CHARCOAL NOT AGGLOMER	10	3206	1592	6060
440500 WOOD WOOL;WOOD FLOUR.	1407	11854	603	5535
440611 RAIL SLEEPER CON. WOOD,N-IMP				150
440692 OTH N-CONF RAIL SLEEP WOOD				105
440711 WOOD SAWN/CHIPPED OF PINE	245137	1271155	68590	257290
440712 WOOD SAWN/CHIPED OF FIR&SPRUCE	39676	175996	22366	80727
440719 WOOD SAWN/CHIPED OTH CONIFER	20333	223432	53377	299040
440725 TROPICAL WOOD DARK RED MERANTI	9213	74805	10289	102556
440726 TROPICAL WOOD WHITE LAUAN ECC	34627	139085	17636	122160
440727 SAPELLI	30197	178590	6844	10429
440729 OTH TROPICAL WOOD NON-CONF SAW	315500	1588729	355635	1843441
440791 OAK WOOD,SWAN/CHIPPED LEN WISE	2028	16404		13600
440792 BEECH WOOD SWAN/CHIPPED L/WISE	6472	41008	10823	33671
440793 OTH TROPICAL WOOD OF MAPLE		339		
440795 OTH TROPICAL WOOD OF ASH	62339	326284	41721	387412
440890 WOOD STATE	31179	122320	19103	53921
440910 WOOD CONIFEROUS SPECIES SHAPED		958		96
440921 WOOD NON-CONIFEROUS OF BAMBOO		646		
440922 NON CONIFEROUS TROPICAL WOOD				590
441700 BOOT & SHOE LASTS OF WOOD	5551	16408	4549	9685
441810 WINDOWS FRENCH WINDOWS & FRAME		34		
441820 DOORS FRAMES AND THERSHOLDS	10424	104388	20146	106553
441840 SHUTTERING FOR CONCRETE C/WORK		2015	16684	55500
441860 POSTS AND BEAMS OF WOOD		12512	3939	3939
441879 OTH ASSEMBLED FLOORING PANELS	1014	15552	6264	16907
551694 W-FAB ART FIB<85%WT O/FIB PTIN	23920	283075	142915	772106

Contd.

10.11 Imports by Economic Categories (Detail)

(In Thousand Rupees)

Items	November, 2018	From July, 2018	November, 2017	From July, 2017
560121 OTH ARTICLES OF COTTON WADDING	1195	3146	445	11957
560122 OTH WADDING OF MAN-MADE FIBRES	1521	34227	36	4858
560129 OTHER, WADDING ARTICLES	10443	31923	112	5280
560600 GIMPED YARN,AND STRIP AND LIVE	40069	375610	43480	244006
560721 BINDER/BALER TWINE OF SISAL		1666		516
560729 OTH,TWINE,CORDAGE,ROPE&CABLE	59	9799	1525	8375
560741 BINDER/BALER TWINE OF POLYTHNE	1910	12404	4427	20436
560749 OTH TWINE,CORDAGE,ROP,CAB POLY	27924	123781	27408	109255
560750 TWINE,CORDAGE,ROPE,OTH SYN FIB	22084	69091	6940	33917
560790 OTH,TWINE,CORDAGE,ROPE & CABLE	2432	26182	3908	44615
560811 FISHING NETS MAN-MADE TEX MAT	26547	226992	39837	176353
560819 OTH, MADE UP NETS OF TEX MAT	39828	137420	36314	111762
560890 OTH,NOTTED NETS/NETTING ROPE	9819	17301	3386	25219
591000 TRANSMISON CONYOR BELT TEX MAT	18187	72294	16818	88426
591110 TEX FAB,FELT & FELT-LINED FAB.	26800	128463	19444	92230
591120 BOLTING CLOTH,WHET/NOT MADE UP	10026	60864	5870	27047
591131 TEX FAB & FELTS,< 650G/SQM .	6917	35629	4957	55545
591132 TEX FAB & FELTS,>O650G/SQM .	58525	266001	37125	170311
591140 STRAINING CLOTH USEDOIL PRESS	489	588	203	1167
670490 WIGS,BEARD,EYE-BROW OF OTH MAT	7168	25339	162	1514
680100 ARTICLE OF STONE PLAS CEMET	12	18		17
680210 TILES CUBES AND SIMILAR ARTICL	59	117	23	264
680221 MARBLE,TRAVETINE & AIABASTER	11465	45223	13727	54811
680223 GRANITE	64992	298055	43041	246862
680229 OTHER BUILDING STONE CUT/SAWN	3327	4202		899
680291 OTH MARBL TRAVERTIN&ALABASTER	22702	107594	13880	91042
680292 OTHER CALCAREOUS STONE				8216
680293 OTHER GRANITE	19610	39506	19791	139148
680299 OTHER STONE	557	3024	2153	36534
680690 OTH ARTICLE OF HEAT INSULATING	38111	371393	27429	88414
680710 ARTICLE OF ASPHALT IN ROLL	10858	37237	2758	40193
680790 OTH ARTICLE OF ASPHALT MATERL		1963	27	2933
681099 OTH ARTICLE OF CEMENT		43502	477	127704
681140 ARTICLES CONTAINING ASBESTOS		37713	6479	12948
681181 CORRUGATED SHT NOT CON ASBESTO		51476	8644	24018
681182 O-SHT,PANEL,TILES,NOT CON ASBE	23503	58383	14705	67223
681599 ONYX (MARBLES)	6243	66634	8671	45797
690100 BRICK , TILE OF SILI FOSSIL	136	427	96	266
690210 REF BRICK,TILE>50%MG,CA<=1600C	138964	1099586	45249	454796
690220 CERAMIC>50%SILICA,ALUM<=1600C	44272	539811	33633	161879
690390 REFRACTRY PROD,INCL OVAN,KILN	38349	101041	26885	77359
690410 CERAMIC BUILDING BRICKS				2382
690490 OTH C/FLOORING BLOCKS F/TILE	3992	30808	12546	25861
690510 ROOFING TILES	40	145	493	11303
690590 OTH CHIMNEY-POTS,COWLS,ETC.	300	417	65	338
690600 CERAMIC PIPES CONDUITS&FITING		388	37	59
690721 TILES POLISHED WAT AB 0.5%	680808	3560174	558286	3926645
690722 TILE POLISHED WAT AB >0.5%<10%	291979	1729799	475283	2884344
690730 MOSAIC CUBES AND SIMLAR ARTICL	3545	10318	160	7646
691490 OTH CERAMIC ARTICLES O/TH PORN	50	2289	1021	3197
700100 CULLET AND OTH WAST&SCRAP,GLAS	14	5199	2577	2577
700210 BALLS IN GLASS UNWORKED	11931	35191	11048	79932
700220 RODS IN GLASS UNWORKED			267	319
700231 TUBE,FUSED QUARTZ/SILICA,UNWOR		474	676	676
700232 TUBE OF OTH GLASS UNWORKED		232	450	2588
700239 NEUTRAL GLASS TUBING MFG AMPOU	35393	249605	61044	282300
700312 NON-WIRED SHEETS COLOURED,FLAS	31916	72817	11728	52948
700319 OTH NON WIRED SHEETS OF GLASS	6180	20290	17696	45532
700320 WIRED SHEETS GLASS		1620	5757	6135
700420 GLASS COLOURED OPACIFIED FLASH	837	837		116
700490 OTHER GLASS	19306	87563	29821	60291
700510 NON-WIRED GLASS HAVE ABSORBENT	43149	228061	16600	144616

Contd.

10.11 Imports by Economic Categories (Detail)

(In Thousand Rupees)

Items	November, 2018	From July, 2018	November, 2017	From July, 2017
700521 NON-WIRED GLASS COLOURED,OP/FE	18967	133524	21820	91580
700529 OTHER, NON-WIRED GLASS	26740	148531	23673	75522
700600 GLASS PLATE WORKED NOT FRAMED	59287	248316	35852	153408
700711 REAR/WIN GLAS VEH H- 87043190	27584	167224	50702	322089
700719 OTH THOUGHENED SAFTY GLASS	24755	208180	36306	186647
700721 LAMINA SAFETY GLAS H-87043190	10940	45264	20944	130793
700729 OTHER, LIMINATED SAFETY GLASS	4384	58752	3345	80312
701090 OTH CARBOYS BOTT,FLASK,JAR,POT	137868	613397	140314	662618
701110 FOR ELECTRIC LIGHTING	1095	26199	7963	17961
701400 GLASS HEAD LAMPS VEH H- 87.11	2001	5194	1130	4940
701510 GLASS FOR CORRECTIVE SPECTACLE	56	56	342	455
701610 GLASS CUBES/OTH SMALLWARE	10416	41040	5965	30220
701919 OTH YARN OF GLASS FIBRE/THREAD	10542	46571	4037	27441
701931 GLASS MATS	41635	239204	35200	205587
701932 THIN SHEETS (VOILES)	39653	241692	37175	280275
701959 OTH WOVEN FABRICS	2976	57632	17908	38410
710490 OTH SYN/RECONSTI SEM/PRE STONE	15	22		9017
711890 OTHER COIN	4	46	6296	7290
720110 NON-ALLOY PIG IRON<0.5% PHOSP	124091	492488	129637	527824
720150 ALLOY PIG IRON; SPIEGELEISEN		27		
720211 FERRO-MANGANESE CONT 2% CARBON	67532	290492	47324	558147
720219 OTH FERRO-MANGANESE	77	5543		254
720221 FERRO-SLICON CONT >55% SILICON	32749	235344	42860	147332
720229 OTH FERRO-SILICON	36999	193767	22604	102144
720230 FERRO-SILICO-MANGANESE	429747	1806395	419526	2057874
720241 FERRO-CHROMIUM CONT >4% CARBON	9803	20945	4490	14296
720249 OTH FERRO-CHROMIUM	118	2535	735	4022
720270 FERRO-MOLYBDENUM	107	2266	1558	5251
720280 FERRO-TUNGSTEN&FERRO-SIL-TUNGS	416	2423	134	1728
720291 FERRO-TITANIUM/FERO-SILI TITAN		183	32	178
720292 FERRO-VANADIUM		664		2043
720293 FERRO-NIOBIUM		1135	80	1477
720299 OTHER FERRO-ALLOYS		6543	393	3290
720310 FERROUS PROD BY DIR RUD IRONORE		20000		
720390 OTH FERROUS PRODUCTS		19222		109
720410 WASTE/SCRAP C.IRON RE-ROLLABLE	27651	170850	37186	138616
720421 WASTE/SCRAP OF STAINLESS STEEL	9217	78485	21975	70667
720429 WASTE/SCRAP OF OTH ALLOY STEEL		480		1423
720430 WASTE/SCRAP TINNED IRON/STL	270702	1502325	363118	1736702
720441 TURNING,SHAVING,MILLING WASTE	5388949	29656761	3850925	27356620
720449 OTH RE-ROLLABLE WASTE /SCRAP	9977124	49161017	8431495	39824478
720450 REMELTING SCRAP INGOTS				6172
720510 GRANULES OF PIG IRON	7717	43261	4975	32527
720521 POWDERS OF ALLOY STEEL	237	2589		1593
720529 OTH POWDER PIG IRON&SP IRON/ST	6323	22043	8576	33173
720711 BILLETS RECT/SQUAR IRON/NA.STL		1183	8840	133682
720712 OTH BILLETS RECT EXCL SQUA I/S	630	940	8499	8499
721790 OTH WIRE OF IRON/NON-ALOY-STEL	39907	145381	20814	137167
721810 INGOTS & OTH PRI FORM ST/STEEL		140	87	227
722300 WIRE OF STAINLESS STEEL	28966	134366	24021	157827
732599 OTH CAST ARTI OF I/S NES	103479	510878	79265	399150
732611 GRIND BALL&SIMI ARTI FOR MILLS		181		28102
732690 OTHER X-FILM HANGERS	554745	3119202	699183	3036065
740200 UN-REFINED CODDER, COPP ANODES		5760	748	749
740311 REFINED COPPER,CATHODES&SECTIN	1151710	5360286	780179	4101118
740319 OTHER, REFINED COPPER	3610	4127	5798	10636
740321 COPPER-ZINC BASE ALLOYS(BRASS)	45	2009	72	603
740322 COPPER-TIN BASE ALLOY (BRONZE)		11785	3582	13254
740329 OTH COPPER ALLOYS(O/T H-74.05)		4383		2147
740400 BRASS SCRAP	447466	2019425	200816	768470
741999 COPPER SPRINGS	2468	143442	1925	103665
750210 NICKEL, NOT ALLOYED	146874	605055	135681	510715

Contd.

10.11 Imports by Economic Categories (Detail)

(In Thousand Rupees)

Items	November, 2018	From July, 2018	November, 2017	From July, 2017
750220 NICKEL ALLOYS		2835	128	1244
750890 NICKLE ROTARY PRINTING SCREEN	51280	350530	72898	326118
760110 ALUMINIUM, NOT ALLOYED	230844	3705650	790291	3130338
760120 ALUMINIUM ALLOYS	202118	1235649	261538	1462498
761699 CASING,FORGING ROUGH STAT ALUM	62207	472208	66121	236678
780110 REFINED UN-WROUGHT LEAD	115578	2519892	173021	3048485
780191 OTH UNWROUGHT LEAD CON ANTIMON	12862	460433	106164	357697
780199 OTH UNREFIND LEAD&LEAD ALLOYED	12118	87474	69912	190055
780600 WIRE OF LEAD	5328	8327	3623	21893
790111 ZINC NOT ALLOYED WT=>99.99%	228021	1373293	868325	2618453
790112 ZINC NOT ALLOYED WT < 99.99%			93715	155555
790120 ZINC ALLOYS	424408	1790386	100928	285821
790700 ZINC SLUGS FOR DRY BAT CEL CON	12866	108204	11254	68300
800110 TIN, NOT ALLOYED	148644	424830	59936	263685
800120 TIN ALLOYS		3028	2287	5341
800700 TIN PLAT, SHET,STRIP TH>0.2MM	278	393		24
810110 TUNGSTEN POWDERS		434		276
810196 OTHER WIRE OF TUNGSTEN	1043	6644	4333	12828
810199 BAR/ROD,PLA,SHET,FOIL TUNGSTEN		15849	1412	2109
810296 OTHER MOLYBDENUM WIRE	210	11215		2015
810299 OTH MOLYBDENUM AND ARTICLES		2308		
810390 OTH TANTALUM&ARTICLES THEREOF			13	799
810411 UNWROUGHT MAGNESIUM BY WT99.8%	3506	7640	2148	6421
810419 OTH ARTICL UNWROUHT MAGNESIUM		94		3184
810490 OTHER ARTICLE OF MAGNESIUM	49	701	227	248
810520 COBALT MATTES& OTH PRODUCTS	40593	87122		86866
810590 OTH INTERMEDIATE PRO OF COBALT		172	23	13455
810720 UNWROUGHT CADMIUM POWDER		7361		
810790 OTH CADMIUM,WROUGHT & ARTICLES		3004		360
810890 OTH TITANIUM WROUGHT&ARTICLES	7792	24181	1016	43663
810920 UNWROUGHT ZIRCONIUM POWDER				62
810990 OTH ZIRCONIUM AND ARTICLES		50		2662
811010 UNWROUGHT ANTIMONY POWDER	33568	343907	47428	259849
811090 OTH ANTIMONY ART INCL W/SCRAP		42117		
811100 MANGANES&ARTCL INC WASTE&SCRAP	570	1303	654	1444
811221 CHROMIUM UNWROUGHT POWDER	51	1159	55	112
811229 OTH UNWROUG CHROMIUM INCL WAST		250	27	504
811299 OTH BASE METAL UNWROUGH&ARTICL		245	13	13
961900 DIAPERS FOR ADULTS WT EXC.25KG	1206067	4259432	1438843	5065298
3. CAPITAL GOODS TOTAL	154329268	807278968	147431104*	782597031
010619 OTHER MAMMALS	4584	16210	1292	6414
010631 FALCONS	1814	6240	1208	3636
010632 PSITTACIFORMES(INCL.PARROTS)	8572	39205	5185	37460
010633 OSTRICHES,EMUS(DROMAIUSNOVAEH)	410	11618	9902	20729
010639 OTHER BIRDS	809	904	3617	12888
010641 BEES		10731	19	13531
010690 OTHER LIVES ANIMALS	3635	12600	6026	13139
621790 PARTS OF GAR/CLOTH ACCESSORI	626	3632	373	1250
680300 WORKED SLATE/ARTICLE OF SLATE				40
680410 MILL STONE AND GRIND STON MIL	17398	110600	53669	251338
680421 OTH MILLSTONE OF AGGLOMER SYNT	726	54371	5058	39813
680422 MILL STONE AND GRIND STONE/OTH	110383	702715	133984	647023
680423 OTH MILLSTONE OF NATURAL STONE	3591	22271	4911	31524
680430 HAND SHARPENING POLISH STONE	11444	35694	7392	34290
680510 BASE OF WOVEN TEXTILE FABRICS	32325	226547	44906	234358
680520 ON BASE OF PAPER OR PAPERBOARD	33423	155128	37802	166263
680530 ON BASE OF OTHER MATERIALS	49835	169414	13367	83562
680610 SLAG WOOL ROCKWOOL MINERAL WOL	10760	139596	3555	92623

Contd.

10.11 Imports by Economic Categories (Detail)

(In Thousand Rupees)

Items	November, 2018	From July, 2018	November, 2017	From July, 2017
680620 EXFOLIATED VERMICULITE EXPEND	1065	5731	362	5847
680800 PANELS,BOARDS,TILES BLOCKS ETC	3021	16357	185	3121
680911 BOARDS,SHEETS,PANELS,TILES ETC	15395	56941	14557	57469
680919 OTH BOARDS,SHEETS,PANELS OF PL		10419	295	17058
680990 INDUSTRIAL MOULDS OF PLASTER	3336	15178		2758
681011 BUILD BLOCK,BRICK OF CEMENT	19	5779		9502
681019 OTH ARTICLE TILE,FLAGSTONE ETC	16324	60242	12878	63312
681091 PREFABRICAT STRUCTURAL COMPONT	825	7736	2370	8031
681189 OTH ARTICLES NOT CON ASBESTOES	1170	1170		4605
681280 FABRICATED ARTI OF CROCIDOLITE	214	214		
681291 CLOTHING ACCE OF ASBESTOES FIB		28		
681292 PAPER MILLBOARD FELT ASBET FIBR			16	16
681293 COMPRESSD ASBESTOS FIB JOINING	24056	78969	3328	66321
681299 O-ARTI OF FABRICA ASBESTOS FIB	7223	19191	1953	11676
681320 FRICTION MAT ASBESTOS H87-11	28604	116337	18632	93893
681381 BRAKE LININGS&PADS VEH-H-8711	56155	383880	43241	266305
681389 O-BRAKE LINE&PADS NOT CON ASBE	15356	34829	10310	24507
681410 PLATES,SHEETS STRIPS OF AGLOM	3895	9028	1639	8610
681490 OTH, ARTICLES OF MICA	30	2154	516	5694
681510 NON ELE ARTICLE OF GRAPHITE	13747	68522	11493	76143
681520 ARTICLE OF PEAT		4		227
690290 REF.BRICK,BLOCK,TILE TEMP1600C	6301	49361	2003	9983
690310 CERAMIC CON>50% GRAPHITE,CARB	9131	60781	11922	54405
690320 COLD TUNDISH LINING SLIDE GATE	29739	233754	19908	135017
690723 TILES POLISHED WAT AB >10%	351751	1434569	256647	1816114
690740 FINSHING CEREMICS	103	299		39943
690911 LAB CERM WARE PORCELAIN/CHINA	2181	6617	8	1508
690912 LAB CERM WARE HARD>9 MOH.SCALE	231	1122	74	4667
690919 LAB CERAMIC WARE CHM/TECH USE	18553	59652	11053	94143
690990 OTH CERAMIC WARES AND SIMILARS	247	9552	1453	14694
691010 WASH BASIN, CERAMIC	75843	429127	98674	406530
691390 OTH STATUTTES, ORNAMENT	581	5229	603	18997
691410 OTH CERAMIC ARTICLES OF PORCEL	322	886		584
710700 BASE METALS CLAD WITH SILVER		65		
710812 OTH UN-WRT GOLD 5kg&>N-MONETAR	235632	995845	144318	923252
710813 OTH SEMI-MANUF GOLD 5kg&ABOVE				75
710820 MONETARY GOLD 5kg OR ABOVE	20533	57228	17996	57171
711810 COIN (O/T GOLD),NOT LEGAL TEND		375		1580
720720 IRON/ST.CROS SECT.165 X 165 MM	382	1656	23560	71399
720810 COILS SECONDRY QUALITY I/S HR	28292	581736	24618	243658
720825 OTH C-HR I/S 4.75mm SECON QUAL	68043	118073	51508	81792
720826 OTH C-HR TH3-4.75mm S-QLTY I/S	8089	108601	5834	29488
720827 OTH C-HR I/NA.S TH<3mm SE QLTY	96486	197120		39546
720836 OTH C-HR I/S TH<10mm SEC-QLTY		2311	34481	178870
720837 OTH C-HR I/S TH<4.75-10mm S-Q		300014	19069	176658
720838 OTH C-HR I/NA-S TH3-4.75mm S-Q	987	217091	141280	557494
720839 OTH C-HR I/NA-S TH<3 mm S-QLTY	1206294	27191007	3076485	13259262
720840 SEC QLTY HOT ROLL IR/NA-STEEL	418	6164	39	17739
720851 OTH SEC QLTY IS-HR,TH>10MM	5452	219893	51014	829155
720852 OTH SEC QLTY I/S HR,TH>4.75-10	1991	96005	5957	242597
720853 OTH S.QLTY I/S HR,TH>3-4.75MM	13947	75108	10175	66930
720854 OTH S.QLTY I/S,TH<3MM H-ROLL	11166	64462	19043	64499
720890 OTH FLT-ROL PROD S.QLTY HR>600	57936	169909	67106	166096
720915 COIL I/NA-S CR TH 3mm/> S-QLTY	62019	264584	91582	179314
720916 COIL I/NA-S CR TH 1-3mm S-Q	740073	3880886	498877	2314103
720917 COIL CR I/NA-S TH 0.5-1mm S-Q	215712	1486724	295699	846872
720918 COIL CR I/NA-ST TH< 0.5mm S-Q	244198	1190814	80079	848044
720925 S.QLTY C-ROL I/S TH 3MM/MORE		3658		11266
720926 S.QLTY I/S C-ROL TH>1MMBUT<3MM	101861	445974	38835	464205
720927 S.QLTY I/S C-ROL TH 0.5 MM-1MM	216544	1101746	174451	972192
720928 S.QLTY I/S COLD-ROL TH<0.5 MM	14763	88973	6296	64054
720990 S.QLTY FLT-ROL PROD I/S WD>600	237817	907124	82457	364586

Contd.

10.11 Imports by Economic Categories (Detail)

(In Thousand Rupees)				
I t e m s	November, 2018	From July, 2018	November, 2017	From July, 2017
721011 I/S PLAT/COAT TIN 0.5MM/> S-QU		37074	1417	4960
721012 I/STL PLAT/COAT TIN<0.5MM S-QU	424396	2264573	299601	1955143
721020 FR I/NA-S P/C LEAD TH600mm S-Q		18278		
721030 FR I/NA-S ELECTRO P/C ZINC S-Q	705277	3490587	643587	2458468
721041 FR I/NA-S P/C ZINC CORRUGA S-Q	4101	40289	659	14087
721049 OTH FR I/NA-S P/C ZINC S/QLTY	829090	4474018	1150397	4965018
721050 F-ROL I/ST COAT CHRO OXIDE S-Q	19793	337534	32554	345982
721061 FR I/NA-S P/C ALUM-ZINC AL S-Q	152615	1234073	191794	873042
721069 OTH FR I/NA-S P/C ALUM S-QUALI		80906	6557	31516
721070 VCM COATED SHEET TH 0.5MM/LESS	781415	5752465	550665	5045097
721090 OTH FR I/NA-S PLASTI COTED S-Q	42324	81026	11061	176286
721113 S.QLTY H.R I/S 4 FACE W150TH4M		91451	33500	131528
721114 FR I/NA-S HR WD>150 TH4.75 S-Q	125271	252607	27462	297638
721119 COLD ROLL STL STRIP TH<0.5MM	605600	7254066	712153	2193360
721123 FR I/NA-S CR W<600 C.25% S-Q	33898	70290		4768
721129 OT FR I/NA-S CR W<600 C.25% S-Q	18311	165517	29676	128145
721190 OTH FR I/NA-S WD<600mm S-QLT	24189	484763	38688	594990
721210 F-ROL PROD I/NA STL PLATE/COAT		713	1132	1132
721220 FRP I/NA-STL ELE-PL/CO W-ZINK	97335	314950	61645	201634
721230 FR I/NA-S P/C ZINC W<600mm S-Q	411	1447	468	5545
721240 FR I/S PLASTIC COT W<600mm S-Q	22122	107664	7664	15775
721250 FR I/NA-S OTH-WISE P/C S-QLTY	3501	36799	759	70438
721260 FR I/NA-S CLAD WD<600mm S-QLTY				65
721310 BAR&ROD I/NA-S HR(RIBS,GRO)S-Q	40177	85453		262581
721391 OT BAR&ROD HR I/S DIA<14mm S-Q	44641	675915	170305	1076361
721399 OTH BAR&ROD I/S HR IN-COIL S-Q	1493	55903	1504	365778
721410 OTH BAR&ROD I/S HR FORGED S-Q	13108	44996	6142	19866
721420 FORGED BAR/ROD I/S SEC QUALITY	2840	2003669	136341	995151
721430 OTH B/ROD FREE CUT STL HR S-Q	2438	21853	3665	29404
721491 OTH B/ROD I/S HR RECT C.SE S-Q	1247	44807		
721499 OTH B/ROD I/S HR TWISTED S-QUA	972	2425	105	61174
721510 OT B/ROD FRE CUT STL COLD S-Q	4536	52464	2896	25598
721550 OTH BAR&ROD I/S COL-FIN S-QLTY	2111	14705	2321	18240
721590 OTH BAR&ROD I/NA-S SEC-QUALITY	11249	105979	5431	21444
721610 U,I,H SECTIONS H-ROL HIGH<80MM		3501	5944	27528
721621 L SEC H/ROL HT<80 MM 1/NA STEL	2184	313678	611	22737
721622 T SEC H/ROL HT<80 MM 1/NA STEL				302
721631 U.SEC HT>150MM H-ROL I/NA STEL	11699	87399	2326	112806
721632 I SEC H-ROL I/NA STL HT>200 MM	30206	225933	34197	327053
721633 H SEC HT>250MM H-ROL I/NA STEL	32053	202255	23712	403381
721640 L&T SEC H-ROL HT150M I/NA STEL	4169	50289	2546	5672
721650 OTH ANGLE/SHAPE SEC HOT H/ROL		2278	683	2416
721661 ANGLE/SHAPE SEC COLD/ROLL				9451
721669 OTH ANGLE/SHAPE SEC I/S C-ROLL	204	622	63	9287
721691 OTH C/FORM I/ST FLAT ROL PROD			505	505
721699 OTH ANGLE/SHAPE SEC IRON/STEEL	6370	26718	2071	34045
721710 WIRE OF I/S NOT PLATED/COATED	9261	57271	10801	70523
721720 WIRE OF I/S PLATED/COAT W/ZINC	15277	191156	3300	44218
721730 WIRE I/S PLA/COT,MFG AUTO TYRE	24409	249300	45103	150990
721899 OTH SEMI-FINISHED PRO ST/STEEL		1493		357
721911 F/ROL PROD ST/STEEL HR TH>10MM		14259	95042	97068
721912 COILS ST/STEL-HR TH>4.75-10MM	7155	23836	5525	27873
721913 COILS ST/STEL-HR TH>3MM-4.75MM				1171
721914 COILS ST/STEL-HR TH>3MM	9755	20333	2137	6673
721921 COILS ST/STEL-HR TH>10MM	10082	16109	18190	89982
721922 COILS ST/STEL-HR TH>4.75-10MM		176233		91337
721923 COIL S-STL W-700mm/>,TH<4mm	6869	54353	13997	126087
721924 COIL S-STL W-700mm/>,TH<3mm	1494	34015	5721	20457
721931 COILS ST/STEL-CR-TH >4.75 MM		6156	6381	39928
721932 COIL,S-STL,TH-4mm,W-700mm,CR	15191	117213	2992	116599
721933 COIL S-STL,TH-1-3mm W-700mm,CR	192310	860874	81374	736374
721934 CL,S-STL,TH-0.5-1mm,W-700mm,CR	308735	958560	146695	745223

Contd.

10.11 Imports by Economic Categories (Detail)

(In Thousand Rupees)

Items	November, 2018	From July, 2018	November, 2017	From July, 2017
721935 COIL, S-STL, TH<.5mm, W-700mm, CR	308668	1324100	143134	1041305
721990 O SHET CIR SHAPE ALL SIZE S-ST	769546	3208000	624361	2530743
722011 F-ROL ST/STEEL H-ROL TH>4.75MM				5842
722012 FRP, S-STL, W< 600mm, TH 4 mm, HR	4595	58081		3116
722020 FRP, S-STL, W< 600mm, TH 4 mm, CR	81347	303259	52710	252341
722090 OTH FRP, S-STL, W< 600mm, TH 4 mm	43148	128023	19853	61808
722100 B&R, HR, IWC, S-STL, W-50-200 mm	2051	2463	1593	1893
722211 BAR/ROD ST/ST NFW H/ROL CC/SEC	20525	106832	13565	104961
722219 OTH BAR/ROD ST/ST NFW HOT/DRWN	790	13182	1251	21881
722220 BAR/ROD ST/ST NFW C/FOR, C/FIN	2724	36512	5180	34190
722230 OTH BAR/ROD OF STAINLESS STEEL	33384	125535	65917	218010
722240 ANGLE/SHAPES&SECTION ST/STEEL	4618	25634	3180	44392
722490 OTH SEMI-FIN PROD OTH A/STEEL		2550		44811
722511 GRAIN-ORIE. SIL-EL-STL.W-600MM	302112	1235402	308416	946600
722519 OTH F/ROL PROD SIL-ELEC-STEEL	29305	231150	111559	379130
722530 OTH NFW HOT/ROLLED IN COILS	1517817	16393326	1752326	19210266
722540 OTH NFW HOT/ROLLED NOT IN COIL	147993	1316371	369887	2450669
722550 OTH ALLOY STEEL NOT WORK(RDUC)	5849	6165		
722592 FLATROLLED PROD O/W ZINC PLATE	11638	27487	309	5391
722599 OTH F/ROL PROD OTH ALLOY STEEL		77		16741
722611 GRAIN-ORIE. SIL-EL-STL.W<600MM		25182	24622	46895
722619 OTH FLAT ROLL/PROD SILICON E/S			5488	88342
722691 OTH FLATROL PROD NETWORK HOT/R	155	6625	452	3094
722692 OTH F/ROLL PROD NETWORK COLD/R	53667	208377	39220	162455
722699 OTH F/ROL PROD OTH ALLOY STEEL	2034	17736	3237	8623
722710 BAR/ROD OF HIGH SPEED STEEL		547688		793
722790 OTH BAR/ROD H/ROLL W/COIL A/ST	1186390	3666523	408199	2893370
722810 BAR/RODS OF HIGH SPEED STEEL		446993	605	2870
722820 SPRING STEEL(SUP-9&EQUIVALENT)	374	3942	3562	11494
722830 CASE HARDENING STEEL	3704	887957	16763	953815
722840 OTH BAR/ROD NOWORK FORGED	10520	22542	9119	17639
722850 OTH BAR/ROD NOWORK C/FOR, C/F	5171	13046	2515	6096
722860 OTH BAR/ROD ALLOY STEEL NES	9888	29354	561	453092
722870 ANGLES, SHAPES AND SECTIONS		49693	6277	114247
722880 HOLLOW DRILL BARS AND RODS	5582	5965	1433	6112
722920 WIRE OTH ALLOY STEEL SILICOMANG		2786		
722990 OTH, WIRE OF OTHER ALLOY STEEL	17579	60191	11771	58578
730110 SHEET PILING IRON AND STEEL	286966	293371	69316	204638
730120 ANGLE SHAPES & SECTIONS OF I/S	844	12913	27	4727
730210 RAILS OF IRON AND STEEL	21473	341421	46347	782094
730230 SWITCH BLADE, CROSS-FROG P/ROD			310803	680567
730240 FISH-PLATES AND SOLE PLATES	718	1799	1244	1527
730290 OTHER MATERIALS JOINTING RAILS		3528	132	7102
730300 TUBE/PIPE, HOLLOW PROFILE C/IRON	967	226734	2965	63764
730411 L.P FOR OIL&GAS S-STL SEAMLESS	7759	69718	1467	108589
730419 OTH LINE PIPE I/S FOR OIL&GAS	604027	1537697	74630	290463
730422 DRILL PIPE S-STL DRILL OIL/GAS	19917	23636		95
730423 OTH DRILL PIPE I/S FOR OIL&GAS	138002	455564	346091	1356771
730424 OTHER PIPE OF STAINLESS STEEL	5436	22960	64967	185932
730429 OTH CASING, TUBING I/S-OIL/GAS	1404434	3737896	717145	2414497
730431 O- COLD-ROLLRD C.C.SEC I/N.A.S	97454	510380	40374	291979
730439 OTH CROSS SECTION OF N.A-STEEL	283264	1475178	228343	1303178
730441 COLD ROLD CR-SEC OF STAIN-STL	21832	373687	8591	130946
730449 OTH CROSS SECTION OF STAIN-STL	677072	1120676	54155	485212
730451 O-C.C.SEC COLD ROL(ALLOY-STL)	5342	5924		12355
730459 O-CIR CROSS SEC OF (ALLOY-STL)	24315	48442	84257	137933
730490 O-TUBE PIPE/HOLLOW -PRO SEAMLE	13167	631833	71488	314865
730511 LINE PIPE USED OIL/GAS WELDED	692581	704419	1891	914079
730512 OTH LINE PIPE USED OIL GAS WLD		1484		6694
730519 OTH LINE PIPE USED OIL/GAS P/L	1067	110011	34459	143519
730531 OTHER, LONGITUDINALLY WELDED				4349
730539 OTHER, WELDED TUBES AND PIPES		106517	120	461

Contd.

10.11 Imports by Economic Categories (Detail)

(In Thousand Rupees)

Items	November, 2018	From July, 2018	November, 2017	From July, 2017
730590 OTHER, TUBES AND PIPES	2732	6246	36	770821
730611 L.P-WELDED OF STA-STL(OIL/GAS)	346	1944	16	42056
730619 OTH-LINE PIPE O/G PIPELINE I/S	22904	651666	1794	70929
730621 CAS/TUB WELDED LINE PIPE STA-S	13532	36082	901	94000
730629 O-CASING/TUB LINE PIPE O/G I/S	20530	95713	1851	26090
730630 COPPER COAT MILD STL TUB-8.5MM	64287	255474	63317	425928
730640 O-WELDED C.C.SEC OF STAIN-STL	94168	369940	83104	868912
730650 O-WELDED C.C.SEC NON ALLOY-STL	44970	286895	30186	129344
730661 O-TUBE,PIPE WELD SQUARE C-SEC	13059	40825	4577	46237
730669 TUBE/PIPE WELD OF OTH C.C-SEC		19882		978
730690 OTH TUBE PIPE HW-PROFILR I/STL	12116	191641	28812	122951
730711 TUBE/PIPE CAST FITINGS MR-175	5229	81043	2277	9077
730719 OTH TUBE/PIPE FITING IRON/STEL	86208	305809	49363	248610
730721 FLANGES, OF STAINLESS STEEL	5469	150457	13861	43843
730722 THREADED ELBO,BEND,SLV S/STEEL	9618	47351	1944	27953
730723 BUTT WELDING FITTING STAINSTEL	21587	60560	8641	48831
730729 OTH TUBE,PIP FITTING STAINSTEL	111665	346223	54512	467481
730791 FLANGE AIR-P AGRI-TRACTOR<=80H	25861	177521	21645	178111
730792 THREAD ELBO,BEND/SLV IRN/STEEL	7604	212007	161249	415452
730793 BUTT WLEDING FITTING IRON/STEL	27301	172533	7549	92710
730799 OTH TUBE,PIP FIT IRN/STEL NEC	355004	1568249	226031	1112105
730810 BRIDGES AND BRIDGE-SECTIONS		67102	22673	23578
730820 TOWERS AND LATTICE MASTS	26883	1175495	412469	4319051
730830 DOR,WIN/FRAMES,TH-HOLD,FORDORS	41655	469438	9538	122386
730840 EQUIP SC-FOLD SHUT PROP PITPRO	554	71924	21132	191376
731100 CONTAINERS FOR CNG OF IRON/STL	120807	787183	56387	379976
731210 IRON AND STEEL WIRE	125218	740425	149800	839969
731290 OTH STL CORD USEIN TYRE MFU	3517	62963	22788	56644
731300 BRABED WIRE OF I/S TNIS HOOP	1461	68647	4720	107566
731412 ENDLESS BAND MACH STEL W-CLOTH	1775	3038		6000
731414 OTH WOVEN CLOTH OF STAIN STEEL	6883	28801	947	15853
731419 STEL CORD FAB.USED IN MNUF TYR	593	13509	166	59917
731420 GRIL NET FENC W/LD D=3MM MS100	41	101080	2694	17121
731431 OTH GRL NEW FENC/WLED COTD ZNC	1888	9763		3033
731439 OTH GRL NET FENCING AT INTSEC		41024	3152	6710
731441 OTH CLO GRL NET FENC PL/COT ZN	11530	94987	7241	56906
731442 OTH CLO GRL NET FENC PL/COT PL	318	4892	2008	6080
731449 OTH CLO GRL NET /FENFING	56805	157017	18705	143846
731450 EXPANDED METAL OF IRON OR STEL	17517	38945		21148
731511 ROLLER CHAIN FOR VEHICLES Ch87	99729	505342	104712	556410
731512 OTHER CHAIN, ARTICULATED LINK	22036	169442	26597	142547
731519 ADJUSTER FOR CHAIN VEH H-87.11	86923	363320	17921	98150
731520 SKID CHAIN		563	478	4198
731581 STUD LINK	34	483		634
731582 OTHER, WELDED LINK	304	13033	544	11613
731589 OTHER CHAIN,	3577	18043	1125	10960
731590 OTHER PARTS OF CHAIN	821	8356	970	17892
731600 ANCHORS,GARPNELS PARTS IRON/ST	2291	100655	38265	104873
731700 NAILS OF IRON OR STEEL	40665	224565	40470	274909
731811 COACH SCREW I/S THREADED	1129	1971	1990	12455
731812 OTH WOOD SCREW I/S THREADED	2096	13915	7900	21543
731813 SCREW HOOKS,SCREW RING RVT I/S	1859	2455		2719
731814 SELF-TAPPING SCEWS, THREADED	9825	64156	10784	47690
731815 HIGH TENSILE SCREW&BOLT I/STEL	831566	2492825	255550	1327804
731816 HIGH TENTION NUTS IRON/STEEL	103067	365468	69854	292220
731819 OTH BOLT,NUT,WASHER,RVT I/S TH	62313	402168	21843	158334
731821 SPRING/LOCK WASHER H-TENSILE	2819	21728	4821	18370
731822 THURST WASHER FOR VEHICLE H87	23620	98212	15779	94578
731823 RIVETS, NON-THREADED	4706	42103	5721	30955
731824 COTTERS/PINS NON THREADED I/S	1456	6471	1388	5272
731990 SEWING,DARNING/EMBROIDRY NEDLS	4602	62958	13084	64219
732010 LEAF-SPRING&LEAF M-CAR,H-8703	12209	64958	15357	100393

Contd.

10.11 Imports by Economic Categories (Detail)

(In Thousand Rupees)

Items	November, 2018	From July, 2018	November, 2017	From July, 2017
732020 HELICAL SPRINGS	20933	102549	20005	40808
732190 PARTS OF I/S, COOK APPLI&PLAT-W	35218	155794	29371	138255
732211 RADIATORS/PARTS CAST IRON E-EL		68		95
732219 OTH RADIATOR AND PARTS THEREOF		14384	3785	14971
732490 OTHER, INCLUDING PARTS	39886	125831	12199	72828
732510 OTH CAST ARTI I/S N-MEL C-IRON	2055	35238	6749	27024
732591 GRINDING BALLS SIMI ARTI MILLS	77692	84021		164927
732619 FORGING OF CRANK SHAFT	121537	974422	106083	560589
732620 ARTICLES OF IRON OR STEEL WIRE	15598	48712	3523	49880
740500 MASTER ALLOYS OF COPPER.	1008	1008		4657
740610 COPER-POW OF NON-LAMELLAR STRU	4057	16274		9236
740620 COPER-LAMELLAR STRUCTURE FLAKE	13172	77889	20247	59073
740710 BARS OF REFINED COPPER	174696	581048	56965	199137
740721 COPPER BAR, ROD PROFIL ZINC BAS	748	15490	542	16116
740729 OTH BAR, ROD, PROFIL COPP ALLOYS	3163	24798	8825	32095
740811 WIRE REF COPP MAX CR-SEC DI>6MM	43408	196087	112237	665279
740819 OTHER, WIRE OF REFINED COPPER	47796	247459	35681	155292
740821 WIRE OF COPPER ALLOY ZINC BASE	7532	27094	4125	21743
740822 WIRE OF COPPER ALLOY NICK BASE	5607	14261	1488	4088
740829 OTH WIRE OF COPPER ALLOYS ETC		6519	748	14351
740911 PLAT, SHEET, STRIP REF COPP COIL	22395	61847	11900	97378
740919 OTH PLAT SHEET&STRIP REF COPP	22	3226	338	5471
740921 PL, SH&STRIP COPP ZINC BAS COIL	8520	86032	26036	91309
740929 OTH PL/SH/STRI COPP ZINC BAS	8730	39540	6161	40197
740939 OTH PL/SH/STRIP COPP TIN BAS-C	1053	1364		2546
740940 PL/SH/STRIP COPP NICKLE BASE				11
740990 PL/SH/STRIP OTH COPP ALLOYS NS	2657	42633	552	3149
741011 FOIL REFINED COPP NOT BACKED	119774	484904	86821	406868
741012 FOIL OF COPP ALLOYS, NOT BACKED	34697	292424	32622	250680
741021 FOIL OF REFINED COPPER, BACKED	10396	32800	312	18481
741022 FOIL OF COPPER ALLOYS, BACKED	643	1037	962	962
741110 CAPILLARY TUBE 2.25 MM R-COPER	222489	835649	203281	856796
741121 TUB&PIPE COPP ZINC BAS ALLOYS		7017	2351	9115
741122 TUB&PIPE COPP NICKLE BAS ALLY		243		
741129 OTH TUBE&PIPE OF OTH COPP ALLY	9672	13602	5433	11018
741210 COPP TUBE/PIPE FIT REF COPPER	1476	7100	4528	10790
741220 COPP TUBE/PIPE FIT COPP ALLOYS	15716	89778	8795	22180
741300 STANDARD WIRE, CABL PL-BAND-NEI		222139	20	103538
741510 NAIL, TACK, DRW-PIN, STAPL, S-ARTI		59	25	2023
741521 WASHERS/INCL SPRING WASH N-THR	230	1724	432	1992
741529 OTH NOT THREADED ARTI COPPER	473	7028	922	3367
741533 OTH THRD SCREW, BOLT, NUT COPPER	582	235120	133	70801
750400 NICKEL POWDERS AND FLAKES.	4664	21610	798	8433
750512 BAR, ROD, PROFILE NICKLE ALLOYED	987	2455		2615
750521 WIRE OF NICKEL, NOT ALLOYED		1328	706	706
750522 WIRE OF NICKEL, ALLOYED	131	13282	986	19283
750610 PLAT, SHET, STRIP, FOIL NICK N-AL		9614	7357	7361
750620 PLAT, SHET, STRIP FOIL NICK ALOY		849	1278	150585
750711 TUBE&PIPE OF NICKEL NOT ALLOYD		6146		
750712 TUBE & PIPE OF NICKEL ALLOYED	2039	3598	1589	6618
760200 ALUMINIUM W/SCRAP OF AUTO PART	787638	4223247	700280	3048451
760310 ALUM POWDERS, NON-LAMELLAR STRU	5395	12131	1849	8103
760320 ALUM FLAKES-LAMELLAR STRUCTURE	1758	25432	5298	22606
760410 BARS, OF ALUMINIUM, NOT ALLOYED	13015	94200	16324	67441
760421 HOLLOW PROFILES OF ALUM ALLOYD	4133	15804	73	12798
760429 BAR ROD OF ALLUMINIUM ALLOYED	44201	120679	7742	77856
760511 ALMU WIRE N-ALLOY MAX DIA>6MM	131	5050	18286	62256
760519 OTH ALUMINIUM WIRE NOT ALLOYED	9579	47242	9040	54281
760521 ALUM WIR ALLOY MAX CRS DIA>7MM	828	3485	766	2607
760529 OTH ALUMINUM WIRE, ALLOYED	14332	114611	16847	104963
760611 RECTANGLE&SQUARE ALUM NOT ALLY	41815	303091	53331	127193
760612 RECTANGULAR/SQ ALUM MOTALLOYED	231416	1402269	189192	800575

Contd.

10.11 Imports by Economic Categories (Detail)

(In Thousand Rupees)

Items	November, 2018	From July, 2018	November, 2017	From July, 2017
760691 ALUM SHEET NOT ALLOYS ANODIZED	15570	107919	12586	55928
760692 ALUM SHEET ANODIZED ALLOYS C-D	27021	180315	13091	94799
760711 ALUM FOIL ROLLED N-WORK/BACKED	308643	1784563	202357	1258673
760719 ADHESIVE TAPE	257404	1103910	163272	793914
760720 ALUMINUM FOIL, BACKED	253589	1128044	203948	832571
760810 TUBE, PIPE OF ALUM NOT ALLOYED	1379	2881	16587	30846
760820 TUBE, PIPE OF ALUM ALLOYED	9022	143428	8465	69704
760900 ALUM TUBE,PIPE FIT(COUP/ELBOW)	86	6731	1056	8218
761010 DOORS,WINDOW, FRAMS,THRESHOLDS	117321	329342	31990	242371
761300 AEROSOL CANS VALVES&COVERS ALU	8335	15418	2421	8829
761410 STAND WIR,CABL PL,ALU S-CORE		3426	58388	141402
780200 LEAD WASTE AND SCRAP.		76013		
780419 OTHER , LEAD PLATES		6230	2672	18876
790310 ZINC DUST(BLUE POWDER)		20143	8797	22157
790390 OTHER ;ZINC POWDER AND FLAKES		1		
790400 ZINC WIRE	3587	28534	6109	26471
811300 CERMETS&ARTICLE INCL WAS/SCRIP		453		8
820110 SPADES AND SHOVELS	10738	25062	17418	77389
820130 MATTOCKS, PICKS, HOES & RAKES				227
820140 AXES,BILLS HOOKS&SIMI HEW TOOL		455		272
820150 SECATEURS&ONE-HAND PRUNERS SHR		516	10	57
820160 HEDGE SHEARS, TWO-HAND PURNING	1449	2785	63	299
820190 OTH HAND TOOL AGRICUL,HORTICUL	780	3912	592	3377
820210 HAND SAWS	8822	40818	6362	45935
820220 BAND SAW BLADES	896	16640	1090	15092
820231 CIRCULAR SAW BLADE WITH STEEL	15075	65830	7521	52583
820239 OTH CIRCULAR SAW BLADE,O/MATER	7785	49800	3723	46354
820240 CHAIN SAW BLADES	6408	10421	3260	10642
820291 STRAIGHT SAW BLADES,WORK METAL		1859	10	981
820299 GINSAW BLADE	6532	46535	3750	71278
820310 FILES, RASPS & SIMILAR TOOLS	8888	37835	7328	35795
820320 PILERS,PINCERS,TWEESZERS S-TOL	28431	142553	32908	155026
820330 METAL CUTTING SHEARS&SIM TOOLS	306	5593	181	3495
820340 PIPE CUTTERS BOLD CROPPERS,ETC	3645	20748	6992	25714
820411 NON-ADJUS H-OPER SPANER,WRENCH	45457	275125	51117	208689
820412 ADJUSTABLE H-OPER SPANER,WRENC	51448	221634	27343	173050
820420 INTERCHAGEABLE SPANNER SOCKETS	7023	61402	10343	38874
820510 DRILLING,THREADING TAPPING TOL	2105	32867	1995	19923
820520 HAMMERS AND SLEDGE HAMMERS	7699	56317	22130	44163
820530 PLANES,CHISELS,GOUGE WOOD WORK	1039	5444	1127	6795
820540 SCREW DRIVERS	22466	93509	20290	111363
820551 OTHER HAND TOOLS H-HOLD N.E.S.	19007	60196	7233	33220
820559 OTH HAND TOOL(GLAZZIER DIMOND)	37000	145157	40164	141437
820560 BLOW LAMPS	57	183	159	178
820570 VICES, CLAMPS AND THE LIKE	2207	22261	5408	22381
820590 SETS OF ARTI.TWO/MORE,SUB-HEAD	1525	26661	1370	45900
820600 TOOLS FOR M-CARS H-8703 R-SALE	9639	61631	86	74365
820713 ROCK DRILLING,EARTH BORING TOL	12091	36456	3596	7614
820719 OTH INC PARTS ROCK DRIL,E-BORI	234220	689547	131097	857417
820720 DIES FOR DRAWING/EXTRUD METAL	59142	194964	3356	58849
820730 TOOL FOR PRESS, STAMPING/PUNCH	15378	1650654	14244	727942
820740 TOOLS FOR TAPPING OR THREADING	5110	20114	3792	14709
820750 TOOL DRIL O/T ROCK/PST DRILL	99726	352978	51593	232157
820760 TOOLS FOR BORING OR BROACHING	1742	16913	10489	30846
820770 TOOLS FOR MILLING	8625	36599	5080	24705
820780 TOOLS FOR TURNING	8755	26322	7935	36397
820790 OTH INTERCHANGEABLE TOOLS	39397	442145	57971	670620
820810 KNIVS&CUTING BLADE METAL WORK	1375	28213	7214	27280
820820 KNIVS CUTING BLADE WOOD WORK.	890	8150	4102	10630
820830 KNIVS&CUTING BLADE KITCHEN APP	10329	35745	10654	37217
820840 KNIVS&CUTING BLADE AGRI HORT	6514	52005	4953	43051
820890 OTH BLADES/KNIVES PAPER MACH	81526	323434	42141	239482

Contd.

10.11 Imports by Economic Categories (Detail)

(In Thousand Rupees)

Items	November, 2018	From July, 2018	November, 2017	From July, 2017
830260 AUTOMATIC DOOR CLOSERS	8745	43567	3005	36660
831190 OTH WIRE&RODS AGGLOMTR B/METAL	29151	184228	16213	92193
840140 PARTS OF NUCLEAR REACTORS	483	62590		2091825
840211 W/TUBE BOILER S/PROD-45-350T/H	201184	2228201	779293	21255804
840212 WATERTUBE BOILER S/PROD-45T/H	114296	530322	70821	293257
840219 FIRE TUBE BOILERS	191145	391126	27863	217430
840220 SUPER-HEATED WATER BOILERS				68340
840290 PARTS MACH H-8402.1190	61586	1551710	17172	1984329
840310 BOILERS		15494	8981	20125
840390 PARTS CENTRAL HEATING BOILERS		5338	392	59721
840410 AUXILIARY PLANT FOR BOILER	30702	267856		627378
840420 CONDENSERS STEAM/VAP POW UNIT		1292784	34851	852150
840490 PARTS MASHINE H-8404.1000	53604	335085	24545	926421
840510 PRODUCER WATER GAS GENERATORS	4018	132227	8137	43716
840590 PART PROD GAS WATER GENERATOR	493	8089	8928	17147
840681 OTH TURBINE OUTPUT EXCEED 40MW	26403	582235	334678	4991577
840682 O-TURBINE OUTPUT NOT EXC 40MW	218428	1013989	338386	1915114
840690 PARTS OF STEAM TURBINES	258246	2560736	226554	809533
840710 AIRCRAFT ENGINES	335149	1300496		538657
840721 OUTBOARD MOTORS	17961	166568	85748	296277
840729 OT MARINE SPARK-IGN-ROTRY ENG.	374	374		893
840731 RECIPROCA P-ENG-50CC VEH-8711	1145	5532	1875	22543
840732 RECIPRO PE 50-250CC VEH-H-8711	116552	399177	22736	377210
840733 RPE ENG-250-1000 CCH-8703,8704	10017	41890	1859	31618
840734 PISTON ENG CAPACITY EX1000CC	18772	115045	36538	213460
840790 GAS ENGINES	79471	536299	87673	408308
840810 MARINE PROPULSION ENG-DIESEL		7394	360	3625
840820 DIESEL ENG,AGRI-TRACTOR H-8701	55344	322680	82848	506670
840890 OTH ENGINES	318669	1547996	301274	1224366
840910 PARTS FOR AIRCRAFT ENGINES	164	964	1977	48404
840991 CYLIND,BLOCK. ENG- VEH-H-8711	1980478	8099748	1099700	6032457
840999 OTH RING&PISTON FOR VEH CH-87	834563	3698703	742573	4202936
841011 HYD,TURBINE,WATER WHEEL-1000KW	30780	57032		31947
841012 HYD,TURBN W/WHEEL1000-10000KW		430823		392594
841013 HYD TURBINE,W/WHEEL>10,000KW	745990	2599789		11867
841090 PARTS FOR MACH HEAD-8410.1100	78097	678410	1544	1450045
841112 TURBO-JET THRUST EXCEED25KN				68699
841121 TURBO-PROPLER NOT EX 1100KW				2666
841181 OTH GAS TRBIN NOT EXCD 5,000KW	12387	4380086		
841182 OTH GAS TURBIN EXCE-5,000KW	143502	1647072	145807	544331
841191 PARTS TURBO-JET /PROPELLERS	33	33		485
841199 OTH, PARTS OF GAS TURBINES	968148	4396287	7783846	14904288
841210 REACTION ENG OTH THAN TURB-JET		333		
841221 LINEAR ACTING,HYD ENGINE&MOTOR	11266	55032	4614	39745
841229 OTH, HYDRAULIC POWER ENG&MOTOR	45296	251072	35924	148241
841231 LINERA ACTING,PNEUMATIC P-ENG	6202	43937	5590	25130
841239 OTH, PNEUMATIC ENG & MOTOR	17376	53271	17144	49196
841280 WIND ENGINE (WIND MILLS).	1169	3054	92	8105
841290 PART MAC H-8412.3900,8412.8010	10270	218499	16814	127618
841311 PUMPS FOR DISPENSING FUEL/LUB	25142	492876	103353	687515
841319 PUMPS FOR DISPENSING CHEMICALS	55222	234615	122721	652864
841320 HAND PUMP O/THN H-841311,19	1885	19717	4026	13202
841330 DIESEL FUEL INJET PUMS VEH-87	332937	1591823	128266	1546137
841340 CONCRETE PUMPS	22828	71880	2867	93825
841350 OTH POSITIVE DISPLACEMENT PUMP	31363	102966	396073	802644
841370 841360	34575	512733	33227	134695
841370 SUBMERSIBLE PUMPS	1096166	5017258	444295	2770476
841381 OTH PUMPS	35707	179800	382696	1221102
841382 LIQUID ELEVATORS	1114	16050	155	1795
841391 ST.STEEL IMPELLERS OF PUMPS	539228	2020528	339446	1778756
841392 PARTS OF LIQUID ELEVATORS PUMP	10	7689	1969	13633
841410 VACUUM PUMS	890230	1090291	67180	174848

Contd.

10.11 Imports by Economic Categories (Detail)

(In Thousand Rupees)

Items	November, 2018	From July, 2018	November, 2017	From July, 2017
841420 HAND/FOOT OPERATED AIR PUMPS	12672	62845	11671	43608
841430 COMPRESSOR NON CFC/HCFC GASES	1066631	6692500	746880	5465447
841440 AIR COMPRESSORS MOUNTED W/CHAS	132316	482715	87848	256470
841451 CEILING FAN	20616	155581	50222	590031
841459 BLOWERS INCL PORTABLE TYPE	68818	457412	148107	830989
841460 HOODS MAX-HORIZONTAL SIDE120CM	12921	103844	27760	150579
841480 PISTON TYPE AIR COMPRESSORS	384762	2204681	455126	4119666
841490 PART MACH H-84141000,8414.3010	273859	3000611	175202	1711704
841510 WINDOW/WALL TYPE AC/SPLIT SYS	282359	1166202	111339	1336448
841520 AC MACH FOR MOTOR-CARS H-8703	364	15698	52	13832
841581 O-AC INCOR REFRIG UNIT VALVE-RE	5163	59596	32	9057
841582 O- AC INCOR REFRIGIRATING UNT	53236	109068	141431	1084527
841583 O-AC NOT INCROPO REFRIG UNIT	85186	344218	58055	402708
841590 EVAPORATOR COATED/ENAM VEH-87	640843	3392553	419006	2217377
841610 FURNACE BURNERS LIQUID FUEL		1290	486	4943
841620 OTH FURNAC BURNER INCL COMBINT	9564	127306	7207	132041
841630 MECHANICAL STOKERS GRATES ETC	66788	272318	66007	358229
841690 PART OF BURNRS&FURNACES	14478	73067	17611	61891
841710 KILINS (FURNACE OVEN)	376187	3241506	617145	2717647
841720 BAKERY OVENS INCL BISCUIT OVEN	13023	212128	3858	195247
841780 OTHER FURNANCE AND OVENS INDUS	31344	393459	8462	541886
841790 PART OF INDUSTRIAL LAB FURNACE	46378	207639	36081	182990
841810 COMBINED REFRIG-FREEZE W-DOORS	30960	152883	24290	247616
841821 REFRIGES H-HOLD COMPRESS TYPE	8032	71901	36961	274280
841829 OTH REFRIGERATOR HOUSHOLD TYP	296	17424	47083	224361
841830 FREEZERS CHEST TYPE-800 I CAPA		40672	543	47035
841840 FREEZERS UPRIGHT TYP-900 ICAPA	2385	52038	3602	71615
841850 O-FURNI-STORAGE,DISPLY FRZ EQU	6717	84269	6718	101542
841861 HEAT PUMPS O/T AC MACH-H-8415		5206	5468	93739
841869 MILK CHILER ABOVE 3000 LTR CAP	608311	2666458	486672	1490393
841891 FURNITURE REFRIG FREEZING EQPT	3401	18859	3670	11704
841899 EVAPORATORS(ROLL BOND TYPE)	235341	2076389	220203	1755611
841911 INST GAS WATER HEATERS NON-ELE	196665	549096	128954	519264
841919 O-INST STRAGE WATER HETER N-EL	1444	15079	22917	87260
841920 MEDICAL SURGICAL LAB STERILISE	46646	369620	31822	131959
841931 DRYERS AGRICULTUL PRODUCTS	2519	233500	394	19261
841932 DRYERS WOOD PAPER PULP P/BOARD	888	43907		71461
841939 OTHER DRYERS	101350	481661	48725	596050
841940 DISTILLING RECTIFYING PLANT	8961	100082	41374	50377
841950 HEAT EXCHANGE UNITS	1273334	2965033	323683	8168208
841960 MIST ELIMINATOR	40725	240842	23743	287481
841981 O-MACH FOR MAKING H-DRINK/FOOD	18516	259370	42418	304696
841989 COOLING TOWERS	3493162	7930512	514371	4226309
841990 PART DRYERS,AGRI,AIR GAS MACH	806418	1229409	44643	594191
842010 CALENDERING OTH ROLL MACHINES		35962	38109	96103
842091 CYLINDER(FOR CALENDERING MACH)	3885	9498	1877	9793
842099 OTH PART OF CALENDER MACHINE	1104	57716	3235	46114
842111 CREAM SEPARATORS		551	11	703
842112 CLOTHES-DRYERS	5817	63908	18309	66349
842119 OTH CENTRIFUGES INCLUDING DRYR	50471	350221	143965	1325600
842121 FILTERING PURIFY MACH&APARATUS	335830	2142990	283050	2051467
842122 FILTERING MACH FOR BEVERAGES	5788	19517	5418	23048
842123 OIL FILTER M-VEH H-8703,4,8711	70732	364101	36196	284839
842129 OTH FILTER MACHS APPARATUS NES	102398	647102	218147	1285114
842131 INTAKE AIR FILTER CARS H-8703	58206	347606	55366	372459
842139 FILTER DRIER NON CFC REFRIG GAS	406939	1697592	308074	1737608
842191 PART MACH H-842111&84211900	268927	823835	185359	686393
842199 PAR MA H-8412.3910,,3920,,3930	131989	778465	668161	2198723
842211 DISH WASHING MACHINE HOUSEHOLD	20063	26449	3630	14976
842219 OTHER DISH WASHING MACHINE	327	17784	112	5132
842220 MACH CLEANING/DRYING BOTTLE	21020	41562	212	34039
842230 MACH FILLING/CLOSING BOTTLES	511370	3561217	224400	2456485

Contd.

10.11 Imports by Economic Categories (Detail)

(In Thousand Rupees)

Items	November, 2018	From July, 2018	November, 2017	From July, 2017
842240 OTH PACKING WRAPPING MACHINE	369277	2076739	373600	1935823
842290 PARTS DISH WASHING MACHINE	394290	1155121	139029	778242
842310 PERSONAL WEIGHING MACHINES	6051	34756	13888	50794
842320 SCALES FOR CONT WEIGHING GOODS	6663	40744	11849	40978
842330 CONSTANT WEIGHT SCALES/HOPER	4647	7384	842	21128
842381 OTH WEIGHT MACHINERY-30KG	7861	63768	22298	56777
842382 OTH WEIGHT MACH CAP-30-5000KG	65975	325807	187631	298499
842389 OTH WEIGHING MACHINERY	3441	174530	1216	27628
842390 WEIGHT MACH WTS ALL KINDS&PART	31212	85293	22203	82806
842410 FIRE EXTINGUISHERS W/N CHARGED	37705	640432	22412	440122
842420 SPRAY GUNS& APPLI AGRICULTURE	44009	978125	51086	419141
842430 STEAM,SAND BLAST,JET PROJ MACH	15212	101462	5224	63784
842441 AGRI PORTABLE SPRAYERS		627		290
842449 OTH AGRI/HORTI SPRAYERS		1567	1755	2516
842482 OTH AGRI. & HORTI APPLIANCES	47909	330702	12987	192852
842489 OTH APPL PROJ/DISPERS/SPRY LQD	75171	914278	74536	1226300
842490 PART MAC H-8424.2010,3000,8100	28306	427958	27977	165096
842511 PULLEY/HOISTS ELECT POWERED	26003	244234	38442	156076
842519 O-PULLY/HOISTS/WINCH/CAPSTANS	5997	75691	13498	97730
842531 WINCH CAPSTAN POWER E/MOT	243	20531	22519	38949
842539 WINCHES CAPSTAN	3653	37774	5766	123029
842541 BUILT IN JACKING SYSTEM GARAGS	1742	36074	1136	15362
842542 OTH JACKS AND HOISTS HYDRAULIC	59140	970163	157799	324365
842549 OTH MECHANICAL HANDING EQUIPMT	1136	21429	552	11001
842611 OVERHEAD-TRAVELING-FS-C-400MT	269186	1182717	80639	405043
842612 MOBILE LIFT FRAM ON TYRE-20 T		45194	33722	664892
842619 CRANES LIFTING CAP UPTO 400 MT		56356	12339	1641306
842620 TOWER CRANES	25759	324156	25846	416441
842630 PORTAL OR PEDESTAL JIB CRANES		8345		157
842641 O-MACHINERY SELF PROP ON TYRES	36626	77123	40989	321029
842649 OTH MACHINERY SELF PROPELLED	33850	122274	143777	1403258
842691 O-MACH DESIGED MOUNT ROAD VEH	12806	26697	3518	16316
842699 OTH MACHINERY NOTSELF PROPELED	45971	52897		3951
842710 SELF PROPELL TRUCK WITH EL MOT	85566	368752	59898	289250
842720 FORK LIFT TRUCK CAPAC-NOT>3-T	184346	663332	118380	1043973
842790 OTH WORK TRUCK LIFT/HAND EQUIP	2318	97981	14681	158553
842810 PANSSENGER LIFT	293952	1478482	306538	1352756
842820 PNEUMATIC ELEVATORS&CONVEYORS	4557	105515	80950	105171
842832 OTH ELEVATOR/CONVEYOR BUKT TYP	15402	86264	1777	111965
842833 OTH ELEVATOR/CONVEYOR BLT TYPE	36612	2079341	107837	260504
842839 ELEVAT/CONVEYORS-CEMENT PLANT	25851	2559279	516556	1344449
842840 ESCALATORS & MOVING WALKWAYS	17530	421709	661023	1706077
842860 TELEFERICS CHAIR-LIFT,F/FURNIC	1732	12423	1514	7799
842890 HYDRAULIC LIFT ASS AGR-TRACTOR	171709	1384315	287262	946777
842911 TRACK LAYING BULDOZER/ANGLDOZR	31027	166853	14322	411761
842919 O-BULDOZR/ANGLEDRO/TRACK LAYIN	38930	240704	49259	595975
842920 GRADERS AND LEVELLERS	40842	317732	39235	468936
842930 SCRAPERS		216		248
842940 TAMPING MACHINE & ROAD ROLLERS	74589	297609	262106	1714080
842951 FRONT-END SHOVEL LOADERS	387544	1231803	221125	1624635
842952 MACHINERY 360 REVOLVG S/STRUTE	14628	143415	16797	124458
842959 OTH MECHANICAL SHOVALS EXCAVOR	521583	2872523	1147429	6278570
843010 PILE-DRIVERS /EXTRACTORS	1609	7217		28496
843020 SNOW-PLOUGHS AND BLOWERS				4779
843031 SELF-PROP COAL ROCK CUTTER	9063	29146		42564
843039 OTH SELFPROP COAL/ ROCK CUTTER	7961	28910	3303	8947
843041 OTH BORS SINK MACH SELF-PROPEL	109480	348899	68186	166403
843049 OTH BOR/SINK MACH NOT SELFPROP	269979	4714139	170475	2166839
843050 OTH MACHINERY SELFPROPELLED		333897		30348
843061 TAMP COMPACT MACH NOT SELFPROP	8164	26659	9316	38327
843069 OTH MACHINERY NOTSELF-PROPELED	4026	93613	6875	60050
843110 PARTS MACHINERY HEADING 84.25	1013	71613	25799	111014

Contd.

10.11 Imports by Economic Categories (Detail)

(In Thousand Rupees)

Items	November, 2018	From July, 2018	November, 2017	From July, 2017
843120 PARTS MACHINERY HEADING 84.27	16731	71606	5386	54566
843131 PARTS OF LIFT SKIPHOIST&ESCALT	43356	235258	21765	157988
843139 OTH PARTSLIFT/HANDLE/LOAD MACH	110539	991838	90157	636716
843141 BUCKETS SHOVELS GRABS & GRIPS	3873	10644	4166	38824
843142 BULDOZER OR ANGLEDZER BLADES		1620		1789
843143 PARTS BOR/SINK MACHINERY	302547	1594417	359507	1542289
843149 PART MACH HEAD 84.26.84.29-30	368873	2410251	431284	1981181
843210 CHISEL PLOUGHS		993	711	1362
843221 DISC HARROWS		1233	1311	9043
843229 CULTIVATORS	1507	6474	5239	9430
843231 NO-TILL SEEDER,PLANTER,TRANS		11602	78	2875
843239 OTH SEEDER,PLANTER, TRANS	1646	6046		3685
843241 MANURE SPREADERS		101		1491
843242 FERTILISER DISTRIBUTORS	44	2763		
843280 ROTAVATORS	85189	237837	21632	125695
843290 PARTS AGR HERTICULTURAL MACHIN	19184	152337	21793	127536
843311 LAWN MOVER PARKS/SPORTS GROUD	738	1606	1387	1903
843319 OTH MOVER LAWN PARKS SPORTGOOD	1473	5535	4353	9913
843320 OTH MOWERS INCLUDING CUTER BAR	23	5297	226	21557
843330 OTH HAYMAKING MACHINERY	125	9112	444	5434
843340 STRAW BALER INCL PICK-UP BALER	7342	52062	2603	71823
843351 COMBINE HARVESTER-THRESHERS	78083	811424	38592	530649
843352 OTH THRESHING MACHINERY		1759	405	80472
843359 OTH HARVESTING MACHINES	63822	148390	29141	96887
843360 MACH CLEAN SORT EGG FRUT AGPRO	68577	400493		6572
843390 PARTS MACH CLEAN/SORT EGG ETC	9981	63261	7953	52456
843410 MILKING MACHINES	2346	26108	14649	33045
843420 DAIRY MACHINERY		29283	3818	94258
843490 PART MILKING/DAIRY MACHINERY	8886	41685	6032	47526
843510 MACH FOR BEVERAGE MANUFACT	99	4063		6714
843590 PART OF JUICE EXTRACTING MACHI	75	75		444
843610 MACHRY PREP ANIMAL FEED STUFS	15935	85731	11038	213186
843621 POULTRY INCUBATORS & BROODERS	14006	96220	21053	33502
843629 OTH POULTRY KEEPING MACHINERY	312784	2106495	90240	820691
843680 OTH MACHINERY		18852	148	1287
843691 PARTS POULTRY KEEP MACH BRODER	35133	43649	2436	19399
843699 OTH PARTS AGR/HORT MACHINERY	23919	71033	19785	109823
843710 MACH CLEAN SORT GRAD GRAIN/VEG	165919	570372	63798	315183
843780 OTH MACH FOR CEREALS	79126	521496	53172	407982
843790 PARTS MACHINE USE MILLINDUSTRY	59451	201238	58430	220637
843810 BAKERY MACH MFG MACARONI SPGTI	228240	1297932	266000	2603778
843820 MACH MANU CONFECTIONERY COCA	29741	333929	247620	438835
843830 CRSUHERS FOR SUGARCANE	763	38964	1260	8080
843840 BREWERY MACHINERY		149		275
843850 MACH PREPARATION MEAT/POULTRY	1435	219438	9202	79792
843860 MACH PREP OF FRUITS/NUTS/VEG.	105	429768	11086	105255
843880 OTH MACH FOR CEREAL FOOD MANF	166024	719624	19165	255843
843890 PARTS MACH H-84383000&84384000	49624	189989	58380	340603
843910 MACHINERY M/PULP FIBROUS MATAL	11815	87377		31847
843920 MACHINERY MAKE PAPER P/BOARD	1229	182489	3399	113864
843930 MACHINERY FINISH PAPER P/BOARD	5229	81382	10905	89196
843991 PARTS MACHIN PULP FIBROSMATERL	5738	49475		25935
843999 OTH PARTS MACHIN PAPER P/BOAD	45273	605172	26193	217035
844010 BOOK-BIND&BOOK-SEWING MACHIN	517	38499	11842	109747
844090 PARTS BOOK BINDING MACHINERY		769	3	77
844110 CUTTING MACHINES	89187	486192	114957	289094
844120 MACH MAKE BAGS SACKS/ENVELOP	2919	17909	2993	714006
844130 MACHI MAKE CARTONS BOX TUBE		7399	4453	88803
844140 MACH MOULDING ARTI PAPER PULP	5086	120695	27689	93424
844180 OTH MACH FOR MAKING P&P/BOARD	54686	105440	19714	129100
844190 PART MAC H-8441.1000,8441.4000	79358	123854	34517	90266
844230 PRINTING MACH, APATUS&EQUIPMEN	714	18868	9800	68139

Contd.

10.11 Imports by Economic Categories (Detail)

(In Thousand Rupees)

Items	November, 2018	From July, 2018	November, 2017	From July, 2017
844240 PARTS OF THE FOREGOING MACH	2785	6332	586	5979
844250 PLATE ,CYLINDER/PRINT COMPONE	10319	70368	10909	72566
844311 OFF SET PRINT MACHIN REELFED	1188	13455	3935	114022
844312 SHEET FED,OFFICE TYPE S-22&36	2288	3028	17536	30785
844313 OTH OFFSET PRINTING MACHINERY	492121	1216946	121753	724557
844314 LETTERPRESS PRI-MACH REEL FED		21502	1054	23467
844315 LT-PRESS P-MACH O/T R-FED,FLEX		796		
844316 FLEXOGRAPHIC PRINTING MACHIN	40978	67362	12174	119051
844317 GRAVURE PRINTING MACHINERY	4193	608574	2704	168887
844319 HOT STAMPING MACHINES	428190	2179197	490354	1691992
844331 FAXPRINTERS &COPIERS COMBINED	46205	244721	46567	240573
844332 DOT MATRIX PRINTER FOR DP MACH	187870	820329	254390	883314
844339 PHOTOCOPYING APPA FOR DP MACH	90687	440310	85243	477561
844391 PART P-MACH PRINT BY PLATE/CYL	42882	172667	26087	120902
844399 AUTOMATIC DOC FEEDER OF COPIER	172063	692490	83907	503293
844400 MAC EXTRUD CUT M-MADE TEX-MATE	144393	381882		138631
844511 CARDING MACHINES	56805	1211065	184623	1034831
844512 COMBING MACHINES	30207	354955		456132
844513 DRAWING /ROVING MACHINES	108662	826513	182545	1105406
844519 OTH BLOW ROOM MACHINERY	175352	610326	126253	631605
844520 TEXTING SPINNING MACHINES	894628	4177845	290487	3968281
844530 TEXTILE DOUBLING OR TWIST MACH	93400	348434	21482	134102
844540 WEFT WINDING MACHINE	250840	925014	258027	1861717
844590 OTH MACH, TEXTILE FIBRE	481849	1274140	426987	1809293
844610 WEAVING MACH FAB WD-NOT>30CM		7443	2584	4371
844621 POWER LOOM WEAV FAB EXCED 30CM		32557		19930
844629 OTH WEAVING MACHINES(LOOMS)	82242	375275	17333	492744
844630 WEAV MACH FAB >30CM SHUTTLES	702279	2761913	692681	2725708
844711 CIRCULAR KNIT MACH DIA-165MM	28288	1065212	163984	253950
844712 CIRCULAR KNIT MACH DIA>165MM	179863	469542	50953	276633
844720 FLAT KNIT MACH STITCH-BONDING	18076	99974	15462	113391
844790 MULTI HEAD EMBROIDERY MACHINES	517245	2250575	531671	2554023
844811 DOBBIES JACQUARD COPY ETC MACH	15620	262639	3005	105492
844819 OTH AUXILARY MACHIN HD84.44-47	165132	611535	105724	804421
844820 PARTS&ACCESSORIES MACH H-84.44	6685	62943	7240	49440
844831 TOPS & FLATS CARD CLOTHING	102923	589223	93000	514533
844832 PART ACCESORY MACH TEXT FIBRE	7763	27340	10948	34927
844833 SPINDLE FLYER RING TRAVLLERS	181805	655988	103702	516305
844839 OTH PARTS&ACCESSORIES 84.45	174815	755488	149434	776262
844842 REEDS FOR LOOMS	23295	84865	23262	122218
844849 SHUTTLES	115771	388972	67596	314378
844851 SINKERS NEEDLES & OTH ARTICLES	24423	129525	46890	192725
844859 PART ACCESSORY MACH HEAD 84.47	33666	130664	21009	169928
844900 MACH MFG FINISH NON WOVENS		47975	39287	58925
845011 WASHING MACH FUL-AUTO NOT>10KG	75705	316270	55785	502413
845012 O-MACH BUILT-CENTRIFUGAL DRIER		33695	5351	101064
845019 O-MACH DRY LINE CAPA -NOT>10KG	4833	141690	21368	59342
845020 MACHINE DRY LINE CAP EXCE10KG	21330	45052	26522	66947
845090 PARTS FOR H/HOLD WASH MACHINE	36471	325043	9925	109367
845110 DRY-CLEANING MACHINES	542	173535	781	8167
845129 OTH DRYING MACHINES	185093	565092	70525	432166
845130 IRONING MACHINES & PRESSES	44581	81720	14664	90435
845140 WASHING MACHINE	431779	1290299	238647	1099135
845150 REELING UNREEL FOLDING ETC MAC	16749	79341	25510	214294
845180 COATING/ LAMINATING MACH	416478	2050206	721244	2759073
845190 PARTS FOR DRY CLEAN/DYING MACH	39767	221239	47028	214844
845210 SWING MACH H-HOLD CKD/SKD COND	6244	56684	23528	77132
845221 AUTOMATIC UNITS SEWING MACHINE	34278	70709	31677	148159
845229 OTH SWING MACHINES	409615	1497369	245080	1299673
845230 SEWING MACHINE NEEDLES	28605	88118	8011	67079
845290 FURNITURE,BASES COVER SEWI MAC	53261	180638	31099	152748
845310 MACH PREP,TANN HIDE,SKIN LEAT	32090	112137	101749	265900

Contd.

10.11 Imports by Economic Categories (Detail)

(In Thousand Rupees)

Items	November, 2018	From July, 2018	November, 2017	From July, 2017
845320 MACH MAKING/REPARING FOOTWEAR	31783	165585	18758	197778
845380 OTH MACH REPAR H-SKINS/LEATHER	1766	13053	1077	4809
845390 PARTS OF MACH TANNING,FOOTWEAR	11925	41906	13692	55364
845410 CONVERTERS		528	99	10166
845420 INGOT MOULDS & LADLES	1287	41530	1942	11793
845430 CASTING MACHINES	157576	681400	103889	339534
845490 PARTS OF CONVERTERS LADLES ETC	19807	140599	5101	90585
845510 TUBE MILLS		130719	28832	102345
845521 HOT/COMBIN HOT&COLD ROLING MIL	72405	685448	40294	217193
845522 COLD, ROLLING MILLS	801024	1678461	5202	47914
845530 CAST IRON ROLE DIA NOT>91.44CM	87122	436782	32032	199362
845590 OTH PARTS METAL ROLLING MILLS	5497	227607	17286	73610
845611 MACH OPERATED BY LASER	10993	75293	4393	47219
845612 MACH OPERATED BY PHOTON BEAM	43502	57616	35102	36070
845620 MACH FOR DRY-ETCHING PATTERNS	758	5006	29	22255
845630 MA-TOOL OPER ELECTRO DISCHARGE	5790	38950	9780	17417
845640 MA OPER BY PLASMA ARC PROCESS		1783		
845650 WATER-JET CUTTING MACHINES	475	475		
845690 O-MAC TOOL FOR REMOVAL OF MAT	20453	31814	317	18810
845710 MACHING CENTRE FOR WORK METAL	73661	304988	30100	136501
845720 UNIT CONSTRUCTION MACH(SINGLE)		3823		10246
845730 MULTI-STATION TRANSFER MACH		2002		23337
845811 HORIZONT LATH NUMERICL CONTROL	12112	40030	27925	98535
845819 OTHER, HORIZONTAL LATHES	32888	218090	20337	143670
845891 OTH LATHES NUMERICALLY CONTROL	10971	79894	10560	77426
845899 OTH LATHES FOR REMOVING METALS	9434	81688	25345	327729
845910 WAY TYPE UNIT HEAD MACHINES	828	11345	967	13827
845921 OTH DRILL MACH NUMERICAL CONT	1880	30614	577	701
845929 DRIL MACH CAP62MM IRON50MM STL	14590	88338	22061	130889
845931 OTH BOR/DRIL MACH NUMERI CONTR		18141	3740	7445
845939 VERTCAL BOR,MILING MACH CP25MM	34196	48912	34881	60758
845941 OTH BROING MACH NUMERCAL CONT	2166	11496	2587	11154
845949 OTHER BORING MACHINES	468	3445		133026
845951 MILLING MACH KNEE TYPE N.CONTR		2456	1293	8556
845959 MILL MACH W TRAVERSER =<300MM	18654	31106	2175	30234
845961 OTH MILLING MACH NUMERCAL CONT		56696	210	3331
845969 VERTICAL TURRET MILLING MACHIN	22312	63241	10895	85500
845970 OTH THREAD/TAPPING MACH N.CONT	5640	16881	652	8360
846012 F.SURFACE GRIND MACH NUM CONTR		557		
846019 OTH F.SURF GRIND MAC AXIS0.01M	2997	18939	4344	37018
846023 CYLINDRICAL GRI MAC, NUM CNT		6247		
846029 OTH GRIND MACH AXIS 0.01MM	541	13123	1773	18449
846031 SHARPENING MACH NUMERCAL CONTR		280		
846039 OTH SHARPENING MACH-TOOL	261	635	1448	5755
846040 HONING OR LAPPING MACHINES	126	10997		40765
846090 BENCH TYPE GRINDING MACHINE	5545	48287	8876	119876
846120 SHAPING MACH STROKE UPTO 45 CM	6689	17600	3918	16363
846130 BROACHING MACHINES	1677	7715		1455
846140 GEAR CUTTING,GRIND/FINISH MACH	5973	41507	17933	57659
846150 HACKSAW MACH D17.5CM,BLADE45CM	26634	98970	25237	121452
846190 OTH MACH TOOL FOR METAL WORK	3638	17447	3155	37282
846210 FORGING/DIESTAMPING MAC N-CONT	119689	226371	32213	47365
846221 BEND,FOLD,ETC MACH NUM CONTROL	139224	183742	137	32780
846229 OTH BENDING,FOLDING MACH	46276	274390	11832	183477
846231 SHEARING MACH NUMERICAL CONTRO		7959		3429
846239 OTH SHEARING MACH	15234	38869	4024	34258
846241 PUNCH/NOTCH MACH NUM CONTROLLED		70341	2530	11182
846249 OTH PUNCHING/NOTCHING MACH	17776	61908	64875	182995
846291 HYD PRESS PRESUR < 60.963 MT	28172	253667	37624	118827
846299 OTH PRESSES FOR WORK METAL	96202	319312	2315	206381
846310 DRAW-BENCH FOR BARS,TUBES WIRE		29238		67275
846320 THREAD ROLLING MACHINES	592	10617	411	20425

Contd.

10.11 Imports by Economic Categories (Detail)

(In Thousand Rupees)

Items	November, 2018	From July, 2018	November, 2017	From July, 2017
846330 MACHINES FOR WORKING WIRE	44316	87685	4549	64755
846390 OTH MACH TOOL WORKING METALS	20099	119421	785	134148
846410 SAWING MACHINES	10595	38187		30933
846420 GRINDING MACHINES	8854	59105	25913	111740
846490 OTH MACH TOOL WORK STONE/CER/C	18191	206280	73062	293056
846510 MACHINE FOR MECHANIC OPERATION		10664		18
846520 MACHINE FOR MACHINING CENTRES		830		
846591 HACKSAW MACH W BLADE< 54.7CM	942	47055	1092	12559
846592 PLANING,MILLING, MOULD MACH	4297	4775	1786	8546
846593 GRINDING SANDING POLISHING MAC	1819	40193	115	40843
846594 BENDING OR ASSEMBLING MACHINES	7067	22819	417	9718
846595 DRILLING OR MORTICING MACHINES	677	1534	1626	23795
846596 SPLITING SLICING PARING MACH	1643	28906		
846599 OTH MACH TOOL FOR WOOD CORKETC	49546	109943	30391	87242
846610 TOOL HOLDER SELF OPEN DIEHEAD	1718	14158	5974	24742
846620 WORK HOLDERS	243	5485	1083	49083
846630 DIVIDING HEAD & ATTACH M-TOOL	138	2738	283	1491
846691 OTH PART FOR MA-TOOL H.84.64	5423	17471	269	2219
846692 OTH PART FOR MA-TOOL H.84.65	13764	31822	4574	25761
846693 PART MAC H-8458,8459,8460,8461	7746	62624	31641	157534
846694 PAR H-8462.1090,.9110,84659110	25010	185347	30469	78523
846711 PNEUMATIC ROTARY TYPE TOOLS	1928	8277	1424	4969
846719 OTH PNEUMATIC TOOLS FOR WORK	18020	76935	3399	51924
846721 DRILL W ELEC MOTOR OF ALL KIND	35699	124982	18969	147817
846722 SAWS SELF CONTAINED ELE-MOTOR	7110	25472	6352	17878
846729 OTH TOOL WITH ELECTRIC MOTOR	78951	333124	67998	325137
846781 CHAIN SAWS	10616	26779	7368	19987
846789 OTH TOOL WORKING IN HAND	5661	55310	14895	56088
846791 PARTS OF CHAIN SAWS	5451	20472	1560	11329
846792 PARTS OF PNEUMATIC TOOLS	767	6152	3514	25974
846799 OTH PART TOOL WOR IN THE HAND	14026	98410	26760	106428
846810 HAND HELD BLOW PIPES	35	744		97
846820 OTH GAS-OPERATED MACH APPARATU	1722	30502	3381	15996
846880 OTH MACH FOR SOLDER,BRAZING	3589	39665	4679	22790
846890 PARTS FOR SOLDERING,BRAZIN MAC	14751	28616	4154	36093
847010 ELEC CALCULATOR,DATA REC MAC	48891	177059	24561	89206
847021 CALC. MACH W PRINT DEVICE		24	175	239
847029 OTH ELECTRO CALCULATING MACHIN	230	774		26
847030 OTHER CALCULATING MACHINES	410	473	53	262
847050 CASH REGISTERS	2887	36388	12901	103939
847090 OTH POSTAGE,TICKET ISSUE MACH	1817	218695	4454	11062
847130 LAPTOP COMPUTERS,NOTEBOOKS	2927386	14788721	2057586	9377883
847141 MICRO COMPUTERS	96543	138710	42266	185025
847149 OTH DIP MACH IN FORM OF SYSTEM	49609	210900	1450664	1512033
847150 PROCESSI UNIT O/T,H-8471.41,49	476310	2725032	649546	1936372
847160 KEY BOARDS	276847	980104	68390	385467
847170 FLOPPY DISK DRIVE	118013	676446	124682	793727
847180 C.D.ROM WRITER	214449	349455	5656	49350
847190 CONTROL UNITS	49967	343017	63487	211643
847210 DUPLICATING MACHINES	34	726		381
847230 SORTING/FOLDING/AFFIXING MACH		267	395	1689
847290 AUTOMATED TELLER MACHINES(ATM)	129554	496907	281819	1420173
847321 PART CALC MACH H-8470.10.21.29		83		55
847329 OTH PARTS OF MACH H-84.70	824	3750	221	3667
847330 CASING COMPUTER W POWER SUPPLY	222747	904992	118503	850749
847340 PARTS/ACCESS MACHINE HEAD84.72	47416	218042	16334	112972
847350 PARTS/ACCESS MAC HD84.69-84.72	66	1104	100	2326
847410 SORT/SCR/SEP/WASH CEMENT IND	25970	113262	229875	718885
847420 CRUSH/GRIND MACH,CEMENT INDUS	1737574	4455069	666158	1563782
847431 CONC/MORT MIXER FOR CEMENT IND	69292	433917	257791	1217211
847432 MACH FOR MIX MINE&BITME>150T/H	11419	141236	173287	1379707
847439 OTH MACH MIX MINERAL W-BITUMEN	818	13812	115532	329020

Contd.

10.11 Imports by Economic Categories (Detail)

(In Thousand Rupees)

Items	November, 2018	From July, 2018	November, 2017	From July, 2017
847480 HYD PRESS F CERAMIC IND>80 TON	271935	7334852	2512940	5373294
847490 PARTS CRASH/ MIX/HYD PRES MACH	149561	946193	119132	1541105
847510 MACH FOR MAKING ELEC LAMP/TUBE	338	6303	4796	45024
847521 MACH FOR MAKING OPTICAL FIBRE				3145
847529 OTH GLASS WORKING MACHINES	34497	382748	110823	522063
847590 PARTS OF MACHINES H-NO.84.75	34995	216420	30419	82507
847621 BEVERAGE/VENDING MA W REFRIG		915	9265	11124
847629 OTH,AUTOMA BEVERG-VENDING MACH	847	3641		25256
847681 OTH MACH HEATING/REFRIG,DEVICE		168	14750	29814
847689 OTH MACH INCL MONEY CHANG MACH		5689	1044	2120
847690 PARTS OF MACH HEADING 84.76	27	355	901	7580
847710 INJECTION-MOULDING MACHINES	257583	1715231	616459	2463826
847720 EXTRUDERS	56474	1052378	174733	972390
847730 BLOW MOULDING MACH CAP>0.22LT	167157	649510	115429	456886
847740 VAC MOLD/THERFORM MACH=0.228LT	65819	86089	26213	109646
847751 MACH MOULD PNEUMATIC TYRE,TUBE	1991	6909		1711
847759 OTH MACH FOR MOLDING/FORMING		21508		27009
847780 OTH MACH FOR WORKING RUB/PLAST	205698	2031635	324400	1808282
847790 PARTS OF MACH,WORKING RUB/PLAS	80452	629285	87527	439612
847810 MACH FOR REPAIRING TOBACCO	322837	635076		348004
847890 PARTS OF MACHINES OF H-84.78	79614	174594	20706	152928
847910 ASPHALT PAVERS	144016	490983	529685	1391201
847920 MACH FOR EXTRACT/PREP FATS/OIL	610415	1521809	279540	627178
847930 PRESS PARTICAL/FIBRE BOARD ETC	8131	63241	24282	125594
847940 ROPE OR CABLE MAKING MACHINES	5074	106334	1927	273786
847950 INDUSTRIAL ROBOTS(N.E.S.)	413541	527456	453	14854
847960 EVAPORATIVE AIR COOLERS	10781	165199	21556	154924
847971 PASSE BOARD BRIDGE.AIRPORT USE		10813	136081	241171
847979 OTH PASSENGER BOARDING BRIDGES	1580	4215	1548	7772
847981 MA FOR TREATING METAL/FLE WIRE	47672	469622	416171	650726
847982 MATCH MAKING MACHINES	2537411	3095663	208985	824632
847989 FASTENING/THREAD SUCKING MACH	1424749	10367358	494839	2971065
847990 PART OF MA H- 8479.20.60.82.84	246446	1015481	144233	622874
848010 MOULDING BOXES FOR MET FOUNDRY	1376	6849	3413	66890
848020 MOULD BASES	13691	82809	4294	28837
848030 MOULDING PATTERNS	775	8484	6306	6810
848041 INJECTION OR COMPRESSION TYPES	2295	45954	12589	74989
848049 OTH, MOULDS FOR METAL/CARBIDES	52844	245138	23243	157616
848050 MOLULDS FOR GLASS	9326	86767	5082	39580
848060 MOULDS FOR MINERAL MATERIALS.	23272	149359	55642	198750
848071 INJECTION OR COMPRESSION TYPES	186192	907176	79382	402916
848079 OTH MOULDS FOR RUBBER/PLASTICS	445766	1361152	230325	1289273
848110 PRESSURE-REDUCING VALVES	99456	788871	79660	428921
848120 VALVES,OLEOHYD/PNEUMATIC TRANS	27517	176984	21572	92747
848130 CHECK (NONRETURN) VALVES	125303	2076897	135388	540336
848140 SAFETY OR RELIEF VALVES	91179	327101	62380	586797
848180 COCK FUEL TANK FOR AGR-TRACTOR	1103082	7438289	978473	3724111
848190 PARTS OF APPLICANCE H-NO.84.81	164490	1216585	129625	1374196
848210 BALL BEARINGS.	650657	3278407	535415	2835425
848220 TAPERD ROLLER BEARING INC CONE	48131	451143	36329	472514
848230 SPHERICAL ROLLER BEARINGS	74559	250349	62393	230519
848240 NEEDLE ROLLER BEARINGS	22251	103641	6562	69831
848250 OTH CYCLINRICAL ROLLER BEARING	12403	147307	27673	184515
848280 OTH COMBINED BALL/ROLLER BEAR	48004	315521	48441	257477
848291 BALLS, NEEDLES/ROLLERS PARTS	20274	151427	11590	105366
848299 RINGS FOR BEARINGS	52200	244805	34310	169964
848310 DIFFEREN SHAFT/PART AG-TRACTOR	376386	1812847	254373	1452039
848320 BEARING HOUSING-BALL/ROLR BEAR	28225	77697	7519	68210
848330 PLAIN SHAFT BEARING VEH H-87	278007	1049488	127739	863256
848340 GEAR BOXES/S-CHANG AG-TRACTOR	636276	2863091	709541	2597678
848350 FLYWHEELS M-CARS H-8703,4,11	26512	110308	19846	86066
848360 CLUTCHES	97247	722482	87283	368906

Contd.

10.11 Imports by Economic Categories (Detail)

(In Thousand Rupees)

Items	November, 2018	From July, 2018	November, 2017	From July, 2017
848390 TOOTHED WHEELS ETC AGR-TRACTOR	86421	367698	37555	274219
848410 SPIRAL WOUNDS	79019	456482	107648	511091
848420 MECHANICAL SEALS OF VEH CH-87	64137	327434	61892	378324
848490 OTH GASKET&SIMI JOINT DISSIMIL	145535	578935	38869	462547
848620 MAC FOR MANUF S-COND,I-CIRCUIT	1463	1463		4034
848630 MACH FOR MANUF FLAT PANEL DISP		887		
848640 MACH FOR MANU OF I-CIRCUIT,NES				12164
848690 PARTS&ACCE OF MACH MANU S-COND		229		209
848710 SHIPS/BOATS,PROPELLERS&BLADES	155	1672	17	5002
848790 OTH OIL SEALS FOR VEHICL CH-87	138644	608297	49731	232661
850110 ELEC MOTOR OUTPUT NOT>37.5.WAT	141826	528902	91421	359054
850120 UNIVERSAL AC/DC MOTOR >37.5 W	64390	395669	79234	458373
850131 PHOTOVOLTAIC GEN.WIT PHOTOCEL	37927	203307	55913	244839
850132 PHOTOVOLTAIC GENERATORS	6756	121795	17068	46652
850133 OTH DC MOTO/GEN 0-P-75KW-375KW	1353	4495	2727	14401
850134 OTH DC MOTOR/GEN OUTPUT >375KW		329286		104889
850140 OTH AC MOTOR S/PH O-P NOT>60W	142012	832814	112859	1204160
850151 SUBMERSIBLE MOTOR O-P NOT>750W	121163	595849	44023	215148
850152 AC MOTORS,OUTPUT-750W-75KW	187876	1075896	159748	993930
850153 AC MOTORS OUTPUT-75KW-375KW	164209	508854	182552	997491
850161 AC GENERATORS OUTPUT NOT>75KVA	33869	253012	22598	224206
850162 AC GENERATORS OUTPUT-75-375KVA	13210	117979	8932	133398
850163 AC GENERATOR 0-P-375KVA-750KVA	3099	19879	1832	46442
850164 AC GENERATOR O-PUT 750-1100KVA	211967	248001	52758	353258
850211 EL GENA SET(DIESEL)NOT>5KVA	197809	2885663	151103	928748
850212 GENER SET(DIESEL)OP- 75-375KVA	150326	1253720	166666	1226284
850213 GENER SET(DIESEL)-375-1100KVA	331778	2471943	416310	2231121
850220 GENER SET(SP-ING ENG)OP>375KVA	161095	873107	510221	2406917
850231 GENERATING SETS,WIND POWERED	12439	134966	2960923	27150956
850239 OTHER GENERATING SETS	1153072	5483988	1918178	7015246
850240 ELECTRIC ROTARY CONVERTERS.		633		319
850300 PARTS OF MACHINE HEAD 85.01	2693237	6025283	102572	1955658
850410 BALLAST FOR DISCHARG LAMP/TUBE	12951	39233	1075	70106
850421 LIQ DI-ELE TRANSFOR-NOT>650KVA		449242		127492
850422 LIQ D-E T/FORMER-650-10000KVA	11337	78285	5248	231143
850423 LIQ DI-ELE T/FORMER >10000KVA	270384	2693030		2467058
850431 OTH TRANSFORMER-PHC-NOT>1 KVA	26829	458956	162498	484670
850432 OTH TRANSFORMER-PHC-1KVA-16KVA	13142	26396	4997	59861
850433 OTH TRANSFORMER-PHC-16-500KVA	26324	420964	55797	355964
850434 OTH TRANSFORMER-PHC>500 KVA	6981	447980	243263	3488459
850440 UPS OF POWER RATING UPTO-15KVA	1118071	7677838	1744603	6722718
850450 OTHER INDUCTORS	20349	1488113	10247	66929
850490 ON LOAD TAPE CHANGER TRANSFORM	106015	460437	304014	976986
850511 PERMANENT MAGNET&ARTI OF METAL	23791	102629	14445	62907
850519 OTH PERMANENT MAGNETS&ARTICLES	24650	187588	19930	123250
850520 EL-MAGNET COUPLING,CLUTCH ETC	2890	15416	4283	15788
850590 OTH EL-MAGNET INC/PART HD85.05	10875	57812	36300	99161
850610 MANGANESE DIOXIDE P/CELL&BATT	108989	414197	62822	398148
850630 MERCURIC OXIDE P/CELL&BATTERIES		49		34
850640 SILVER OXIDE P/CELL&BATTERIES				14
850650 LITHIUM PRIMARY CELL&BATTERIES	58013	220873	29694	137535
850660 AIR ZINC PRIMARY CELL&BATTERIES	451	1634	851	4900
850680 OTHER PRIMARY CELL&BATTERIES	41173	220599	35734	227354
850690 BRASS CAP FOR DRY BATTERY CELL	3492	13927	5297	14063
850710 MEANT M-CARS H-87.03&VEH-4,11	1023	35106	13448	79409
850720 LEAD-ACID BATTERY FOR TELE EXCH	280569	2359817	444878	3065133
850730 NICKEL-CADMIUM ACCUMULATORS	11023	60536	449	25381
850740 NICKEL-IRON ACCUMULATORS				62
850750 BATTERIES NICKEL-METAL HYDRIDE	9059	14454	890	9367
850760 BATTERIES LITHIUM-ION	98291	446014	30109	177766
850780 OTHER ACCUMULATORS	63837	164599	19317	118969
850790 PARTS EL-ACCMOLATOR INCL SEPR	34916	238996	28475	171586

Contd.

10.11 Imports by Economic Categories (Detail)

(In Thousand Rupees)

Items	November, 2018	From July, 2018	November, 2017	From July, 2017
850811 VACUUM CLEANER POWER NOT>1500W	18292	75045	14569	47767
850819 OTH VACUUM CLEANERS SELF MOTOR	6820	26449	3018	23336
850860 INDUTRIAL VACUUM CLEANER	774	26653	2115	9927
850870 PARTS OF VACCUM CLEANERS	190	5174	723	2404
850940 FOOD GRINDERS- DOMESTIC	93303	313459	65597	304770
850980 OTH DOMESTIC APPLIANC	10949	53955	8243	38085
850990 PARTS DOMESTIC APPLIAN	64800	254281	42939	267749
851010 SHAVERS SELF CONTAINED EL-MOTO	7758	87507	10364	52498
851020 HAIR CLIPPERS SELF CON EL-MOTO	2050	16580	11559	31477
851030 HAIR-REMOVING APPLIANCES	1969	19603	11273	21461
851090 PART OF SHAVER/CLIPPER/REMOVER	2603	12646	31	3367
851110 SPARKING PLUGS	168645	773860	100785	537283
851120 MAGNETO FOR VEH OF HEAD-8711	4947	31811	9135	48825
851130 IGNITION COILS FOR VEH, H-8711	43804	167010	33713	207038
851140 SARTERS AG-TRACTOR-H-8701.9020	25958	134281	32066	120321
851150 ALTERNATOR ASSEMBLY AG-TRACTOR	7740	36342	1822	46858
851180 HEATER/GLOW PLUGS- AGR-TRACTOR	10622	43491	6536	37586
851190 ALUM CASTED DISTRI CASE M-CARS	167239	696008	114135	519371
851210 LIGHTS SIG EQUIP BICYCLE USED	13	98	126	928
851220 HEAD LIGHT M-VEH H-8703,8711	250588	1431068	167198	1054552
851230 SOUND SIGN EQU VEH H-8703,4,11	26293	103232	22177	119135
851240 WIPER ARM,BLA CAR-H-8703 V-3,4	6045	23622	2945	28879
851310 MINER'S SAFETY LAMPS	126611	603479	189481	636601
851390 PARTS OF MINERS SAFTY LAMPS	22	1390	84	3559
851410 RESISTANCE HEAT FURNANCE/OVEN	7503	22827	3318	54664
851420 FURIOVE BY INDUCTION/DIELE LOS	100376	488113		37784
851430 OTH FURNANCES AND OVENS	19846	412494	47423	719862
851440 OTH IND/DI-EL HEATING EQUIPMNT	8984	107886	451	18127
851490 PARTS OF INDUS/LAB FURN & OVEN	25160	102195	18863	65884
851511 SOLDERING IRONS AND GUNS	12699	49359	9590	35969
851519 OTH BRAZING/SOLDER IRONS&GUNS	29193	175042	19213	87678
851521 MACHINES,RES WELDING OF METAL	516	19801	4127	20291
851529 OTH MACH RES WELDING OF METAL	8464	59273	43221	88531
851531 MACH ARC WELDING METAL F/AUTO	3955	30861	4673	40580
851539 OTH MACH/APP ARC WELDING METAL	58148	243055	38452	509157
851580 OTH MACH/APP HOT SPRAYING METL	7227	98910	10087	76781
851590 PARTS(OF HEADING NO.85.15)	113052	246355	15308	67521
851610 ELE INSTANEOUS/IMERSION HEATER	12833	28882	11379	57026
851621 STORAGE HEATING RADIATORS	1388	8830	825	14837
851629 OTH ELE SPACE/SOIL HEATNG APPA	104595	228446	59548	130734
851631 HAIR DRYERS	8373	40362	4375	23331
851632 OTHER HAIR DRESSING APPARATUS	10889	38298	12181	30357
851633 HAND DRYING APPARATUS	420	2649	738	5038
851640 ELECTRIC SMOOTHING IRONS	21544	86936	19151	97026
851650 MICROWAVE OVENS	3570	26611	7192	128471
851660 ELECTRIC OVEN	47674	194041	34743	162333
851671 ELECTRIC COFFEE OR TEA MAKERS	5182	24061	6181	32606
851672 ELECTRIC TOASTERS	1796	31570	6723	23262
851679 INSECT KILLER	38794	127462	10559	75123
851680 ELEC HEATING ELEMENT REFRIG	32102	114987	21390	99777
851690 PARTS EL-THERMIC APP H-85.16	136209	942899	185954	712142
851711 LINE TELEPHONE CORDLESS H-SETS	6162	31682	8919	59095
851712 CELLULAR MOBILE PHONE	6029501	39020815	6165901	32332592
851718 VIDEO PHONE FOR CEL/W-LESS NET	17890	63763	7031	71441
851761 BASE STATIONS FOR WIRELESS N-W		4290	611602	1988611
851762 VOICE FREQUECY TELEGRAPHY MACH	2910389	12955159	1972637	9543213
851769 ISDN SYSTEM	869633	4607613	814396	3267482
851770 PARTS OF NETWORKING EQUIP	855818	3167416	840421	2966894
851810 MICROPHONE FREQ 300 HZ-3.4 KHZ	9154	32327	9223	40628
851821 SINGLE L/SP MOUNTED IN ENCLOUR	31314	153786	56850	168911
851822 MULIPLE L/SP MOUNTED IN ENCL	56577	208494	20244	90950
851829 L/SP W/OUT HOUS FREQ300-3.4KHZ	91684	376752	84601	446304

Contd.

10.11 Imports by Economic Categories (Detail)

(In Thousand Rupees)

Items	November, 2018	From July, 2018	November, 2017	From July, 2017
851830 HEAD/EAR/MICRO PHONE SPEAK SET	76730	377064	58285	304212
851840 AUDIO FREQUENCY ELEC.AMPLIFIER	9864	27601	2853	29607
851850 ELECTRIC SOUND AMPLIFIER SETS	4971	20151	14455	29241
851890 PARTS & ACCESSORIES HEAD 85.18	17041	71265	13500	58447
851920 APPA OPERATED BY COINS,BANKNOT	50	2253		
851930 TURNTABLES (RECORD-DECKS)	5	5		67
851981 DUBBING SYSTEM OF FILM STUDIOS		282	5799	7558
851989 OTH COMPACT DISK PLAYERS	6176	40322	5801	26190
852110 V.C.R	8782	31403	2831	35011
852190 LASER VIDEO DICS PLAYER	10838	96953	16935	84059
852380 DATA/SOUND RECORDED AUTO.DPM	29384	49750	49710	144576
852550 RADIO BROADCAST TRANSMITTER	1310	40566	1477	44339
852560 BLUE TOOTH CONN TO DP MACHINE	46100	405293	34017	246907
852580 CLOSE CIRCUIT TV CAMERAS	123311	681447	190064	1026896
852610 RADAR APPARATUS	1210	165049	2808	34402
852691 RADIO NAVIGATIONAL AID APPARAT	105	39755	2097	15093
852692 RADIO REMOTE CONTROL APPARATUS	41	4187	1069	1617
852712 POCKETSIZE RADIOCASSETTE PLAYER		468	3	43
852713 OTH APPA COMB W/SOUND REC/PRO			1556	1556
852719 OTH RECORDING/REPRODUCING APPA	1743	7959	2978	13747
852721 OTH RADIO BRO-RECEIVER FOR VEH	4790	20977	5806	43506
852729 OTH SOUND REC/REPRO APPA VEH	18332	88029	14479	88657
852791 OTH APPA COMB W/SOUND REC/PRO	48	48		
852792 APPA NOT COMB W-S-RECOR/REPROD				538
852799 MODEMS FOR SUND RECOD APPA	261	1628	1783	2637
852842 CRT MONITOR FOR AUTO DATA MACH	655	4494		952
852849 OTH CATHODE-RAY TUBE MONITORS	86	4821	313	113341
852852 OTH MONITOR DATA PROCESSING S.	49117	472517	45537	217259
852859 OTHER MONITORS OF H-8471	7060	57292	16112	128976
852862 MULTIMEDIA PROJECTOR	15023	99559	33974	147715
852869 OTHER PROJECTORS FOR DP H84.71	501	25666	182	70636
852871 REC APPA-SATELLITE DISH RECEIV	27	24371	151	39537
852872 LIQUID CRYSTAL DISPLAY(LCD) TV	756488	3023831	606089	4045572
852873 OTH MONOCHROME RECEPTION-APPA		31		367
852910 PARTS ACCE CABLE,TV/SATA RECEV	15336	105747	39780	117336
852990 T.V. TUNERS	690160	2082906	167807	862109
853010 EL-SIGNAL EQP RAILWAY/TRAMWAY		23196		2910179
853080 OTH SIGNAL EQP EL TRAFIC CONT	21200	183476	494706	1106454
853090 PARTS OF EQP HEAD 85.30	317	36328	1315	35551
853110 BURGLAR/FIRE ALARMS/SIMIL APPT	19297	337503	23403	163177
853120 INDICATOR PANEL INCORP LCD/LED	28355	134281	450908	545560
853180 OTHER APPARATUS	434865	473925	10016	48557
853190 PANIC BUTTON	603809	650808	23423	121978
853210 FIX CAPACITO 50/60HZ CAP.5KVAR	20391	147487	6950	100753
853221 TANTALUM, FIXED CAPACITOR		920	61	468
853222 ALUMINIUM ELECROLYTIC FIX CAP	1931	3333	3527	5547
853223 CERAMIC DIELEC,SIN-LYR FIX CAP	746	3935	444	3905
853224 CERAMIC DIELEC MUL-LYR FIX CAP	12798	47664	2898	21489
853225 DIELECTRIC PAPER PLAS FIX CAP	286	6210	9448	12865
853229 OTHER FIXED CAPACITORS	19761	165528	30806	139057
853230 OTH VARIA/ADJUST(PRE-SET) CAPA	3540	20529	743	5172
853290 CAPACITERS DECKS WITH TERMINAL	1397	19872	1749	22625
853310 FIXED CARBON RES COMP/FILMTYPE	6092	95392	16876	58344
853321 OTH FIXED RES CAPACITY NOT>20W	340	3122	298	8912
853329 OTHER FIXED RESISTORS	17217	45116	82908	160293
853331 W/WOUND RESISTOR CAPA NOT>20 W	2704	11064	1697	8109
853339 OTH W/WOUND VARIABLE RESISTORS	2952	34716	1263	19946
853340 OTH VAR RES INCL REHEOSTATS	10038	70495	7188	53407
853390 PARTS FOR ELECTRICAL RESISTERS	639	2475	550	3931
853400 PRINTED CIRCUITS	157999	561613	29271	181897
853510 FUSES FOR VOLTAGE >1000 VOTTS	6558	62106	5590	46444
853521 AUTOMA C-BRAKER VOT 17.5KV	128246	376609	49617	316173

Contd.

10.11 Imports by Economic Categories (Detail)

(In Thousand Rupees)

Items	November, 2018	From July, 2018	November, 2017	From July, 2017
853529 OTH AUTOMATIC CIRCUIT BRAKER	38111	385149	23622	835314
853530 ISOLATING SWITCH UPTO 145 KV	13062	312866	123469	420282
853540 VOLTAGE LEMINTERS UPTO 245 KV	44662	498830	45626	118087
853590 ELEC APP SWITCHING CIR>1000VOL	13342	334387	52033	686968
853610 FUSES FOR VOLTAGE <1000 VOLTS	15854	79389	10801	78407
853620 AUTO CIRCUIT BREAKER>10AMP	301431	1367522	317317	1496586
853630 OTH APP PROTECTING ELEC CIRCUL	5994	202941	2621	170196
853641 RELAYS FOR VOLTAGE NOT>60V	15053	58624	10372	52431
853649 OTHER, RELAYS	150912	477041	157234	913297
853650 PRESSURE SWITCHES	221807	665872	86198	499193
853661 LAMP HOLDERS	8061	46085	6417	34523
853669 PLUGS&SOCKET PINS 16& ABOVE	220204	876109	150702	761889
853670 CONNECTORS FOR OPTICALFIBRES	36413	62694	2667	32160
853690 WAFER PROBES ELECTRICAL	143777	856125	162413	1001511
853710 FUSE BOX VEH H-8711NOT >1000 V	686413	4688761	1204091	6095387
853720 BODIES,CONSOLE ETC VOLT>1000V	135082	1572199	852319	2803018
853810 BOARD,PANELS GOODS HEAD 85.37	77697	187400	25289	186494
853890 VACCUM INTERRUPTERS CIR.BRAKER	221891	1452980	256798	1283901
853910 SEALED BEAM LAMP UNITS	21876	68503	15880	73427
853921 AUTO BULBS	36627	184785	37823	196143
853922 OTH LAMPS 200W FOR VOLT>100V	5945	36187	7166	29799
853929 BULBS FOR AUTOMOTIVE VEHICLES	45236	138244	66833	176264
853931 ENERGY SAVING LAMPS	81905	411966	302390	1604048
853932 ENERG SAVING LAMP(MERCU/SODIUM	4554	38524	4983	36262
853939 OTH MERCURY/SOD VAPOR LAMP	3738	23475	3338	8666
853941 ARC-LAMPS (ELECTRIC)		2330	129	4375
853949 INFRA-RED LAMPS	2701	24020	2682	22603
853950 LED LAMP BULB	598756	2969791	563686	3153815
853990 TUNGSTEN FILAMENT&LEAD WIRE	115229	488489	60613	247473
854040 DATA GRAP DISPL TUBE,COLO/MONO		14		4
854060 OTHER CATHODE-RAY TUBES				511
854071 MAGNETRONS	33275	314633	61354	251278
854079 OTH,MICROWAVE TUBE,CARCINOTR		91	7737	7840
854081 RECEIVER/AMPLIFIER VALVE TUBE		186		935
854089 OTHER VALVES ANA TUBES,N.S.		884	149	1582
854099 OTH PARTS OF HEADING NO.85.40		236	221	1298
854110 DIODES,OTH THAN PHOTOSENSITIVE	25962	152391	14560	95683
854121 TRANSIS W-DISSPATON RATE<1W	1247	5570	1077	4992
854129 OTH TRANSISTOR O/TH PHOTSEN	9106	49770	21481	61151
854130 THYRISTORS DIACS AND TRIACS	798	8676	751	7673
854140 PHOTOSENSITIV SEMICONDUCTOR DE	2956628	17976473	1776967	9016822
854150 OTH SEMICONDUCTOR DEVICES		17196	771	38298
854160 MOUNTED PIEZO-ELECTRIC CRYSTAL	9632	48718	12527	25460
854190 PARTS OF APPARATUS OF H-85.41	5384	17796	4946	16477
854231 PROCESSORS & CONTROLLERS	37962	204955	36278	197371
854232 MEMORIES	933	19068	12522	19065
854233 AMPLIFIERS	2581	18903	13832	23203
854239 OTH ELECTRO INTEGRATED CIRCUIT	50923	278798	39365	308608
854290 PARTS OF ELEC INTIGRAT CIRCUIT	32240	86841	27125	62484
854310 PARTICLES ACCELERATORS				43
854320 SIGNAL GENERATORS	5075	11936	2759	6113
854330 MACH APPA EL-PLATNG ELECTROLYS	145280	237238	36107	98533
854370 REMOTE CONTROL	220771	1477526	263559	1754795
854390 PART MACH 8543.1900&8543.2000	65440	185408	37034	142537
854411 ENAMELED COPER WIRE NYLON COVR	70778	187409	14986	175964
854419 OTHER WINDING WIRE OF COPPER	33799	267126	35777	174820
854420 CO-AXIAL CABLE & CONDUCTORS	195550	519575	117134	436715
854430 WIRING/CABLE CAR/VEH-8703,4,11	232312	697919	16684	155457
854442 COMPUTER LEADS WITH CONNECTOR	175239	868175	156378	732522
854449 TELEPHONE CABLES	1359459	4767228	1108219	3544238
854460 OTH EL CON FOR VOLTAGE >1000V	234317	4855255	126734	1689332
854470 OPTICAL FIBRE CABLES	43973	302419	230477	1188715

Contd.

10.11 Imports by Economic Categories (Detail)

(In Thousand Rupees)

Items	November, 2018	From July, 2018	November, 2017	From July, 2017
854511 ELECTRODES USED IN FURNACES	103655	360136	10725	85449
854519 OTHER ELECTRODES	2306	8643	724	5582
854520 CARBON BRUSHES	5862	49226	12385	39765
854590 OTH CARBON MOTOR VEH/TRACTOR	1695	17533	4618	24406
854610 EELECTRICAL INSULATOR OF GLASS		183	282	1043
854620 EELECTRICAL INSULATOR CERAMICS	138476	162006	300786	1058490
854690 OTH ELE INSU OTH THN GLAS,CERA	6390	92707	127518	212456
854710 INSULATING FITTINGS OF CERMIC	5918	125908	10968	118873
854720 INSULATING FITTINGS OF PLASTIC	245	70429	583	9020
854790 OTH INSULATIN FITT PLAS/CERMIC	19290	463557	14615	111295
854810 BATTERIES PLATES	19656	720658	136182	791499
854890 OTH,PARTS ELE MACHINE/APP NES	2007	4374	737	3315
860110 RAIL LOCOMO POWERED ELECTRICIT			194	194
860210 DIESEL ELECTRIC LOCOMOTIVES				4796286
860290 OTH,RAIL LOCOMOTVE,LOCOMO TEND				1480
860310 RAILWAY,TRAMWAY POWRD EXT ELEC			1370136	2055205
860400 RAIL/TRAMWAY MAINTENANCE VEHIC	269164	487585	11140	546285
860630 SELF DISCHARGING VANS,WAGONS				732478
860699 OTH RAIL,TRAMWAY GOOD VAN(NSP)				1077627
860711 DRIVING BOGIES&BISSEL-BOGIES	75	75		1202
860719 OTH INCL PARTS AXELS/WHEEL	52995	185007	172921	559397
860721 AIR BRAKES AND PARTS THEREOF		69537	25286	32297
860729 OTH BRAKES LOCOMO&PATS THEREOF		693	1884	78251
860730 HOOKS,COUPLIN DEVICES,BUFFERS		3369		
860791 OTHER PARTS OF LOCOMOTIVES	132635	1158851	211061	1634547
860799 OTH RAILWAY LOCOMOT STOCK PART		1375		820
860800 RAIL/TRAMWAY TRACK FIXTURES	4901	510804	546480	1274499
860900 CONTINERS SPECIL DESI,EQUIPPED	24215	144345	18112	114025
870110 PEDESTRAIN TRACTO-ANY KIT FORM				911
870120 COMP ROAD TRACTOR-ANY KIT FORM	1404773	7758210	1682762	6878196
870130 COMP TRACK-LAYING TRACTOR AKF			2681	102980
870191 TRACK LAYING TRACTOR <18 KW	6145	6855		
870192 COMP AG-TRACTORS-ANY KIT FORM		18766	21926	54992
870193 COMPONENT AGRI TRACTOR IN KIT	24771	1407189	387718	2109195
870194 AGR TRACT,ENG CAP>75 KW<130 KW	1545	3428		36140
870210 COMP M.VEH DIESEL ENG AKF10PER	666851	5005654	689994	4744138
870240 M.VEH ELECTRIC.10 OR>PERS	292	292		
870290 COMP O-M-VEH 10PER&DERIVER AKF	141520	562072	109691	364449
870310 M-CAR FOR TRAVEL ON SNOW/GOLF	368	23595	9114	24017
870321 COMP VEH,IN AKF,800CC,SP-IGNI	6186651	28875552	6007915	29621527
870322 COMPONENTS VEH 1000-1500CC AKF	3149315	16192034	2386601	14346057
870323 COMPNEN VEH,IN AKF1500-1800CC	2794639	14814998	2784549	14437687
870324 COMPNEN VEH,IN AKF CYC>-3000CC	274812	1816422	267557	2324286
870331 COMP VEH(DIES ENG)CY-C-800-AKF	570	14109		
870332 COMP VEH(DIES)CY-1500-1800-AKF	18277	121207	6962	17258
870333 COMP INDUS VEH>2500CC,AKF-DIES	28417	1314418		55163
870340 COM.VEH SP.IG&ELEC.=800C AKF	1361197	6193887	1373016	3780578
870350 COM.VEH.DIESEL&ELEC<=800C AKF	99825	526072	74213	230251
870360 COM.V.SP.IG&ELEC CH=800CAKF	63153	165884	46998	246442
870370 COM.V.DIES&ELE CHRG<=800C AKF		13188	1260	4812
870380 O.COM.V. ONLY ELEC. MOTOR AKF		12292	5938	10182
870390 OTH M.V. EXCL VEH H-87.02		88450		12858
870410 COMP DUMP TRUCKS(ANY KIT FORM)	238342	887883	610221	1830189
870421 COMP VEH(DIE)G.V.W NO>5TON-AKF	303346	6152205	1414724	5696726
870422 COMP VEH(DIESL)GVW-5-8-TON-AKF	764045	6421288	1154162	6622406
870423 COMP VEH(DIES)GVW>20 TONN-AKF		2250715	82814	1267579
870431 COMP VEH(SP-ING)NOT>5TON-AKF	462329	3008531	556988	2700696
870432 COMP VEH(SP-ING)GVW >5TON-AKF		2337	1292	1292
870510 CRANE LORRIES	17746	464452	262119	944655
870520 MOBILE DRILLING DERRICKS	74247	355715		
870530 FIRE FIGHTING VEHICLES		217235	9218	175074
870540 CONCRETE-MIXER LORRIES	37278	333058	135464	569998

Contd.

10.11 Imports by Economic Categories (Detail)

(In Thousand Rupees)

Items	November, 2018	From July, 2018	November, 2017	From July, 2017
870590 OTH SPECIAL PURPOSE MOTOR VEHL	143410	436148	293951	900621
870710 BODIES/CABS FOR VEH-H-87.03	269	5458	356	32626
870790 BODIES M-VEH H-87042190&3190	305	2642	2022	32990
870810 BUMPERS (SHET METAL)VEH H-8701	1699531	1834197	13976	106847
870821 SAFETY SEAT BELT-CAR-H-8703	69906	304320	45910	240349
870829 PARTS/ACCE OF BODIES VH-H-8701	1565945	7276763	1321490	5378079
870830 BRAKES&BRAKE PARTS-VEH H-8701	94000	513364	109505	652877
870840 GEAR BOXE A-TRACTOR H-87019020	485821	1660841	347597	1744576
870850 BUILD UP DRIVE AXLE V-8701,2,4	51895	326695	73592	422329
870870 ROAD WHEELS,RIMS-CARS H-8703,4	78955	565519	98858	772142
870880 SUSP SYS,SHOCK ABSOR H-8703,04	183406	880169	129750	756380
870891 RADIATORS WITH ALUMINUM CORE	49905	241930	47240	185310
870892 SILENCERS&EX-PIPES CARS-H-8703	409	20070	2027	21473
870893 UPPER&LOWER PLATE CLUTCH(CAR)	25784	183090	33972	151706
870894 STEERING WHEELS M-CARS H-8703	53005	417616	94460	445070
870895 SAFETY AIRBAGS INFLATER SYSTEM	5	2023	36	625
870899 O-PART VEH H-87012020,90,40,60	747717	4127074	602536	3373779
870911 ELECTRICAL VEHICLES		3057	519	6131
870919 OTH WORK TRUCK SELF PRO N-FITT	6319	78303	1923	60937
871000 ARMoured CASH CARRYING VEHICLE		5487	7932	89850
871110 COMP MOTORCYCLE C-NOT>50CC-AKF	12	177		1979
871120 COMP M-CYCLE CY-C-50-250CC-AKF	1135892	5843617	1079142	4798089
871130 COMP M-CYCLE CYL-250-500CC-AKF		9897		202590
871140 COMP M.CYCLE CY-500-800CC-AKF	2639	36361	3349	69969
871150 COMP M.CYCLE CYL C->800CC-AKF	19230	95907	18086	66832
871160 COMP M.CYCL WIT ELEC MOTOR AKF	1475	2260	1229	5231
871190 COMP O-M.CYCLE IN ANY KIT FORM		146		609
871200 BICYCLES,OTH DELIVERY TRICYCL	107343	454203	100548	484345
871310 INVALID CARRIAG NOT MECH PROPL	39480	288229	30130	169099
871390 OTH INVALID CARRIAG MOTORISED	6083	18004	5226	10593
871410 SADDLES OF MOTORCYCLES,MOPEDS	602496	3269813	533933	3325485
871420 PART ACCE INVALID CARRIAGES	196	1229	9	590
871491 FRAMES,FORKS & PARTS THEREOF		606	272	1028
871492 WHEEL RIMS AND SPOKES	6124	17145	4888	11321
871493 FREE WHEEL SPRO BICYCLE H-8712	8469	62614	9784	35273
871494 BRAK,COAST BRAK HUB,HUB BRAK	856	13889	1854	11224
871495 OTHER, SADDLES	4022	21506	3430	18451
871496 PEDALS,CRANK-GEAR,& PARTS THOF	4	4610	408	5228
871500 BABY CARRIAGES & PARTS THEREOF	5638	34135	8607	54672
871610 COMPO TRAILER/S-TRAILER IN AKF		3907		1874
871620 CMPO SELF-LOAD/UN- AG-TRA,AKF	14	140		
871631 COMPONEN TANKER TRAILER IN AKF		40863		14428
871639 COMPONEN OTH TRAILERS IN AKF	90921	424073	143159	354605
871640 COMPO OTH TRAIL/SE-TRAILER-AKF		36495	678	6831
871680 COMPO FOR OTH VEH IN ANY KIT-F	2017	43749	9009	186657
871690 PARTS,TRAILER SEMI-TRAI H87.16	148680	575917	54187	185526
880100 GLIDERS AND HANG GLIDERS		3741		1107
880211 HALICOPTER UNLADN WT!>2000 KG	22481	22481		
880212 HALICOPTER UNLADN WT>2000 KG				93799
880230 AEROPLAN UNLADN W-2000-15000KG		622937		
880240 AEROPLAN UNLADN WT >15000KG		12346		5625837
880310 PROPELLERS,ROTORS & PATS THROF		833	79	1429
880320 UNDER CARRIAGES/PARTS THEREOF	66	2691	260	7343
880330 OTH PARTS OF AEROPLANE/HELICOP	88356	302034	59064	793524
880400 PARACHUTES AND ROTOCHUTES,PART		145	185	505
880510 AIRCRA LAUN GEAR,DECK ARRESTOR		107		
880529 OTH GROUND FLYING TRAINER PART				56
890110 CRUISE SHIPS,BOATS FOR PERSONS		10775	275585	281534
890190 OTH VESSELS FOR PERSONS/GOODS		6974		16534
890310 INFLATABLE YATCHS,VESL PLE/SPO		132		3705
890391 SAILBOATS,WITH/W-OUT AUX-MOTOR		518		
890392 MOTORBOAT,O/THN OUTBOARD M-BO	3366	4914	1993	5598

Contd.

10.11 Imports by Economic Categories (Detail)

(In Thousand Rupees)				
Items	November, 2018	From July, 2018	November, 2017	From July, 2017
890399 OTH INFLTABLE YATCHTS	31968	40358	2404	18808
890400 TUGS AND PUSHER CRAFT.	1432360	3374912		51770
890590 OTH LIGHT VESSELS,FLO-CRANES	8378	8378	23277	234926
890710 OTH FLOATING INFLATABLE RAFTS		147		
890790 OTH FLOATING STRUCTURES,TANKS	562	345458		31267
900490 OTH SPECT,GOGGLE&THE LIKE CORR	27068	59783	7868	53831
900510 BINOCULARS	5064	23651	3349	12545
900580 OTH ASTRONOMICAL INSTRUMENTS	6010	19774	449	5105
900699 O-PART,AC P-GRAPHIC F-LIGH APP	204	3061	24	1795
900710 CINEMATOGRAPHIC CAMERAS S-R/RE		893		623
900720 CINEMATOGRAPH PROJECTOR.S-R/RE		1200	65	10736
900791 PAR,ACC-CINEMATOGRAPHIC CAMERA		7767	145	448
900792 PARTS,ACCE CINEMATOG PROJECTOR		455	360	1819
900850 PROJECTORS,ENLARGERS&REDUCERS		980	70	134
900890 PARTS/ACCE OF IMAGE PROJECTORS	3	601		696
901010 APPA,EQUI AUTOMATC DEVELO FILM	1171	17502	7163	14001
901050 OTH APP EQU PHO-GRAPHIC LAB	782	26107	730	7646
901060 PROJECTION SCREENS	3693	23816	13216	37882
901090 PART ACCE OF APP/EUIP H-90.10	161	8236	390	5041
901110 STEREOSCOPIC MICROSCOPES		23078	251	17258
901120 OTH MICROSCOPE P-MICROGRAPHY		760		1033
901180 OTHER MICROSCOPES	16268	65796	60872	181087
901190 PART,ACCE OF OPTCAL MICROSCOPE	648	25275	110	4434
901210 M-SCOPE O/THN OPTIC M-SCOP APP		95583	40045	41072
901290 PART,ACC M-SCOPE O/THN OPTICAL			1542	1685
901310 TELESCOPIC SIGHTS FITT TO ARMS	17542	18438	152	2985
901320 LASERS OTHER THAN LASER DIODS	7160	25448	3341	39031
901380 OTH DEVICES APPLI&INSTRUMENTS	44901	239120	49468	206766
901390 PARTS,ACCE OF SUB GROUP-90.13	46	32615	225	5455
901410 DIRECTION FINDING COMPASSES	142	253	137	2149
901420 INST/APPLI AERONAUTIC NAVIGATO		10333	39655	155054
901480 OTH INS/APPLI(NAVIGATIONAL)	22	5767	754	5264
901490 PART,ACCE OF SUB GROUP OF90.14		452		1559
901510 RANGEFINDERS	1931	52368	194	37301
901520 THEODOLITES AND TACHEOMETERS	388	8325	1529	9174
901530 SURVEYING LEVELS	7152	36536	2875	19079
901540 PH-GRAMMETRICAL SURVEY INS/APP		269		404
901580 OTH INS AND APPLIANC-SURVEYING	330716	920098	56813	1332736
901590 PARTS&ACCE OF SURVEYING INSTRU	7755	55849	29350	194202
901600 BALANCES, ELECTRONIC SEN 5CG/>	10571	37966	4271	32664
901710 TEXTILE GARMENT DESIGNING MACH	8513	20074	5154	23033
901720 O-DRAWING MARK/MATH CALC INSTR	29879	75145	29558	76724
901730 MICROMETERS	4430	31970	6320	27186
901780 MEASURING RODS AND TAPES	11367	95406	14856	77834
901790 PARTS/ACCE OF MEASURING INSTRU	116	3050	198	6448
901811 ELECTRO-CARDIOGRAPHS	7630	38478	3911	74595
901812 ULTRASONIC SCANNING APPARATUS	81007	488767	292071	969307
901813 MAGNETC RESONANCE IMAGING APPA	392624	1080579	538	261264
901814 SCINTIGRAPHIC APPARATUS	6010	13326		31748
901819 OTH ELECTRO-DIAGNOSTIC APPARAT	826378	3688721	918714	3621488
901820 ULTRA VOILET/INFRA-RED RAY APP	599	19151	190	57598
901831 SYRINGES WITH NEEDLES	304272	1467479	187331	1541962
901832 TUBULAR METAL NEEDLE/NEDL SUTU	40403	141985	29102	153369
901839 DEXT/SA INFU SET W-N-TOXIC BAG	1372531	6323295	755541	4557159
901841 DENTAL DRILL ENGINES,W/C-D-EQU	273	1462	89	2392
901849 OTH;INS/APPLI, DENTAL SCIENCE	12585	156268	51585	133901
901850 OTH,OPHTHALMIC INST&APPLIANCE	92298	261829	50853	282891
901890 ANESTHESIA APPARATUS	768924	4324242	1501529	6045624
901910 MECHANO-THERPY,MESSAGE/PSY APP	28477	118807	14849	175696
901920 OXYGENATOR WITH ACCESSORIES	107685	505748	152219	850194
902190 OTH;APP,WORN CARY,IMPL IN BODY	58909	134823	33813	159163
902212 COMPUTED TOMOGRAPHY APPARATUS	248515	955687	413947	685863

Contd.

10.11 Imports by Economic Categories (Detail)

(In Thousand Rupees)

Items	November, 2018	From July, 2018	November, 2017	From July, 2017
902213 OTH X-RAY APPA FOR DENTAL USES	2535	26884	30233	42893
902214 OTH,X-RAY APP FOR MEDICAL SURG	666581	2478494	452538	1905373
902219 X-RAY APPA FOR OTHER USES	55516	298944	57116	237070
902221 APP ALPHA-B-G RADI-MEDICAL USE		164972	2524	210343
902229 APP ALPHA-BE-GA RADI-OTHER USE		17251		85970
902230 X-RAY TUBES	21261	104559	19204	42583
902290 O-APP AL-B-G RADI INCL PA/ACCE	319223	433551	51067	185271
902300 APPA DESIGNED F-DEMANSTRATION	198014	1239589	180062	954217
902410 MACH&APPLI FOR TESTING METALS	5228	48519	4309	84080
902480 O-MACH-TESTING HARDNESS/STREN	36571	256527	76401	285183
902490 PARTS&ACC-HARD/STREN TEST MACH	1562	22954	4783	35080
902511 THERMOMETERS CLINICAL	16829	49039	15636	78793
902519 OTHER THERMOMETERS/PYROMETERS	20818	81593	10522	143749
902580 HYDROMETERS	29814	156832	18649	98463
902590 PARTS ACCE INSTRUMENTS H-9025	7240	42278	4101	46108
902610 FUEL GUAGES ETC AGRI-TRACTOR	86817	371637	36221	253376
902620 APP, MEASUR/CHECK PRESSURE.	812746	1175055	160739	490102
902680 OTH,APP,MEASUR VARIATION LIQ/G	264918	949080	202093	954757
902690 PARTS,ACCE OF SUB GROUP 90.26.	15586	183240	23459	98597
902710 GAS/SMOKE ANALYSIS APPARATUS.	16582	169858	25454	229326
902720 CHROMATOGRAPHS/ELECTROPHOR INS	44446	270007	25969	511040
902730 SPECTRO,SPECTROPHOT-METER RADI	33870	240698	65029	371996
902750 OTH,INS.USING OPTCAL RADIATION	206152	831869	184709	558535
902780 OTH,INST FOR PHYSICAL CHEM ANA	381220	2231054	302661	1733889
902790 MICROTOMES;PART ACCE APP-90.27	84318	374772	23913	300924
902810 GAS METERS	44368	943683	292123	1077846
902820 LIQUID METERS	1351	7787	2384	5284
902830 ELECTRICITY METERS	22904	169523	52350	191013
902890 SHAFT/ASSEMBLY ELECTRIC METER	27422	175362	8727	290709
902910 TAXIMETERS AND PEDOMETERS	1038	5097	1662	10790
902920 SPEED INDICATOR- VEH-8703,11,4	5159	66462	30694	83528
902990 PARTS ACCE OF METERS-H-90.29	15260	85889	14035	87453
903010 INS,MEASUR IONISING RADIATIONS	2522	431946	24777	51774
903020 OSCILLOSCOPE&OSCILLOGRAPHS	727	10798	3306	27306
903031 MULTIMETERS W/O RECORD DEVICE	5805	21328	31923	69621
903032 MULTIMETER WITH RECORD DEVICE	559	19046	5212	14473
903033 BATTERY METER FOR AGR -TRACTOR	48673	141682	24692	124414
903039 O-OSCILLOSCOPE W-RECOD DEVICE	5257	55421	46120	71833
903040 OTH,INS,SPE DESI FOR TELECOMMU	19741	41552	61280	271045
903082 OTH,INS,MEASUR SEMICONDUCTOR		724		267
903084 OTH,APPA,WITH RECORDING DEVIC	15897	30055	6722	14061
903089 OTH,INS,MEASUR ELECTRICAL QTY.	38494	235303	36096	228672
903090 PARTS ACCE OF SUB GROUP 90.30	2055	73541	1919	27371
903110 MACH BALANCING MECHANICAL PARTS	14609	35174	1341	32892
903120 TEST BENCHES	7768	37701	132534	203028
903141 OTH,OPTICAL INS CHECK SEMICODU	53	53	142	142
903149 OTH,OPTICAL INS & APPLIACES.	24215	217039	214098	452313
903180 OTH,INS APPLIANCES & MACHINES.	121943	946653	146638	890794
903190 PART,ACCE OF ARTICLE H- 90.31	42151	209991	26426	116057
903210 THERMOSTAT REFRIGERA / AIRCODI	50112	351679	29404	254394
903220 MANOSTAT(PRESSURE REGULATORS)	883	7819	1729	7885
903281 OTH,INS HYDRAULIC OR PNEUMATIC	5946	16242	3792	11624
903289 TEMP CONT SWIT VEH-H-8703.2115	211163	1552347	258929	1031159
903290 PARTS,ACCE OF ARTICLE H- 90.32	50065	161884	23113	92369
940210 DENTISTS' CHAIRS	11516	108743	12689	84357
940290 OPERATING TABLES	55260	699316	331461	772825
940560 ILLUMINATED SIGN,NAMPLATES,LIK	18034	141395	101618	354971
940591 PARTS OF GLASS OF CHANDELIER	30316	189980	24218	101068
940599 OTH PARTS H-NO.94.05,N.E.S.	101181	458519	34349	88434

10.12 Exports by Areas and Countries / Territories

(In Thousand Rupees)

Territories/Countries	November, 2018	Cumulative From July,2018	November, 2017	Cumulative From July,2017
GRAND TOTALS	245,484,102	1,159,363,892	207,301,011	948,607,372
LATIN AMERICA	138,233	1,049,953	154,902	1,035,754
Anguilla		520		
Antigua and Barbuda	991	7,860	247	637
Aruba		4,359		8,355
Bahamas	1,459	8,941	1,102	8,071
Barbados	1,462	35,346	3,513	13,946
British Virgin Is.	1,991	4,490		1,076
Cayman Islands		2,005		1,126
Cuba	24,660	24,926	11,114	113,933
Dominica	394	3,126		1,993
Dominican Republic	37,575	316,412	51,903	401,181
Grenada		8,700		6,282
Guadeloupe	15,355	121,024		
Haiti	4,726	75,279	4,358	62,342
Jamaica	10,773	115,691	33,467	107,489
Martinique		14,958		15,557
Montserrat		546		
Netherlands Antilles	201	2,173		3,031
Puerto Rico	2,018	79,915	4,231	70,435
St.Kitts and Nevis	1,848	2,839	147	462
St. Lucia	148	3,243	615	7,565
St.Vincent/Grenadine	864	6,527	133	2,056
Trinidad and Tobago	33,769	209,468	44,072	210,216
Turks & Caicos Is.		486		
US.Virgin Islands		1,118		
CENTRAL AMERICA	1,436,694	7,748,395	1,119,579	5,809,452
Belize		248		191
Costa Rica	40,417	159,061	43,470	133,373
El Salvador	24,734	193,094	23,643	116,028
Guatemala	41,008	364,760	58,027	303,115
Honduras	84,802	655,602	17,838	50,650
Mexico	1,029,099	5,421,225	857,316	4,370,603
Nicaragua	49,717	117,503	33,102	307,214
Panama	166,918	836,902	86,183	528,279
SOUTH AMERICA	2,757,247	13,687,889	2,372,975	10,913,736
Argentina	259,883	1,598,232	519,671	1,978,643
Bolivia	1,163	30,903	8,181	15,841
Brazil	470,561	3,163,184	418,397	1,959,597
Chile	950,356	3,442,372	639,027	2,556,904
Colombia	398,196	2,204,944	266,539	1,564,978
Ecuador	101,330	515,318	106,065	467,460
French Guiana		637	224	495
Guyana	12,520	37,268	959	30,323
Paraguay	31,778	245,922	102,170	485,282
Peru	430,146	1,893,300	246,220	1,379,157
Suriname	17,408	42,755	616	11,983
Uruguay	79,408	495,785	57,227	417,387
Venezuela,Bolivar. R	4,497	17,269	7,677	45,687
NORTH AMERICA	44,941,716	216,358,583	32,597,847	166,726,817
Bermuda	174	6,019	105	3,926
Canada	2,665,804	14,518,180	2,094,640	10,647,508
U.S.America	42,275,738	201,834,385	30,503,102	156,075,383
EASTERN EUROPE	5,986,783	25,301,867	4,481,814	19,641,964
Belarus	15,872	116,975	763	8,245
Bulgaria	178,909	746,371	286,964	888,228
Czech Republic	526,864	2,457,365	292,876	1,668,618
Hungary	92,673	586,362	94,210	560,875

Contd.

10.12 Exports by Areas and Countries / Territories

(In Thousand Rupees)

Territories/Countries	November, 2018	Cumulative From July,2018	November, 2017	Cumulative From July,2017
Poland	3,214,589	12,645,249	1,978,765	9,305,918
Republic of Moldova	2,897	48,362		12,949
Romania	213,289	1,427,361	314,757	1,276,558
Russian Federation	969,753	4,550,447	1,001,344	4,031,292
Slovakia/Slovak R.	195,132	419,754	17,894	103,407
Ukraine	576,804	2,303,622	494,240	1,785,873
NORTHERN EUROPE	25,913,003	117,522,277	20,058,458	95,384,591
Denmark	2,022,316	8,922,650	1,426,759	6,909,801
Estonia	220,174	1,190,467	157,339	678,464
Finland	345,002	1,290,032	328,614	1,437,952
Iceland	3,383	6,988	1,203	8,428
Ireland	658,586	3,219,733	514,921	2,718,783
Latvia	521,285	1,241,981	93,420	671,409
Lithuania	422,589	2,138,988	391,381	1,855,279
Norway	578,215	2,948,058	317,149	2,048,955
Sweden	1,667,048	7,052,705	1,273,039	6,309,172
United Kingdom	19,474,407	89,510,675	15,554,633	72,746,349
SOUTHERN EUROPE	21,057,638	104,526,170	18,454,735	88,458,817
Albania	151,124	268,905	49,420	174,442
Bosnia & Herzegovina	691	7,296	1,764	8,783
Croatia	145,917	679,281	74,492	557,661
Gibraltar		223		
Greece	752,145	3,861,983	578,927	2,756,359
Italy	7,019,187	37,208,472	5,887,925	30,229,814
Macedonia		284		
Malta	22,042	236,903	39,187	168,669
Montenegro	23,711	1,499,869		
Portugal	1,451,244	8,689,690	1,558,129	7,841,582
San Marino		344		
Serbia	15,266	81,839	168,716	463,696
Slovenia	785,718	3,201,476	433,169	2,989,401
Spain	10,690,596	48,789,605	9,663,006	43,268,408
WESTERN EUROPE	37,382,989	170,262,610	30,405,574	141,643,338
Austria	138,592	765,037	126,797	634,166
Belgium	7,610,989	33,504,894	7,136,286	31,264,503
European Union				5,373
France	5,024,828	21,821,238	3,708,462	17,135,109
Germany	13,825,093	64,320,998	11,224,066	56,060,063
Liechtenstein		3,234		1,967
Luxembourg		9,152	2,350	8,264
Netherlands	10,624,804	49,090,191	8,099,532	35,954,687
Switzerland	158,684	747,867	108,081	579,205
EASTERN AFRICA	8,619,357	35,714,702	9,215,757	33,367,119
Burundi	3,685	10,161	793	7,858
Comoros	309,553	1,630,771	216,158	1,471,180
Djibouti	360,338	1,663,216	446,808	1,387,789
Eritrea		16,718		3,238
Ethiopia	20,323	199,709	3,994	39,800
Kenya	4,107,117	13,409,056	2,345,565	12,092,421
Madagascar	973,814	5,637,424	3,481,281	8,891,881
Malawi	5,234	97,481	4,861	26,471
Mauritius	188,938	1,058,779	192,292	877,559
Mayotte	6,739	12,358		5,972
Mozambique	452,509	2,100,095	606,636	1,856,308
Reunion	81,847	388,408	28,580	220,516
Rwanda	1,441	12,622	6,937	16,755
Seychelles	29,962	179,041	18,592	109,313
Somalia	378,732	2,175,992	588,252	1,852,684
Uganda	6,802	77,543	12,970	77,656

Contd.

10.12 Exports by Areas and Countries / Territories

(In Thousand Rupees)

Territories/Countries	November, 2018	Cumulative From July,2018	November, 2017	Cumulative From July,2017
U.R.of Tanzania	1,644,354	6,613,925	1,248,399	4,216,988
Zambia	17,442	55,210	3,270	28,457
Zimbabwe	30,526	376,194	10,370	184,274
MIDDLE AFRICA	332,072	1,698,688	458,466	2,084,583
Angola	157,504	628,362	78,301	903,657
Cameroon	108,039	529,877	298,686	846,285
Central African R.	150	653		
Chad		2,548		1,436
Congo, Republic of		21,112		11,546
D.R.of Congo	41,694	446,153	54,330	274,667
Equatorial G.(Ri.Mi)	17,275	24,165	1,159	3,852
Gabon	4,766	41,667	18,731	35,881
Sao Tome & Principe	2,644	4,150	7,259	7,259
NORTHERN AFRICA	1,514,613	8,370,948	1,162,557	7,200,019
Algeria	125,008	713,309	67,207	493,078
Egypt(U.A.R.)	760,759	4,253,165	500,807	3,327,131
Libya	38,839	136,155	27,972	144,326
Morocco	231,231	1,173,909	155,935	985,630
Sudan	178,606	1,000,214	227,948	1,269,858
Tunisia	180,170	1,094,196	182,689	979,996
SOUTHERN AFRICA	1,419,292	9,573,077	1,465,840	7,892,229
Botswana	70,602	284,060	58,887	219,426
Lesotho		14,101	45,948	231,913
Namibia	12,310	55,077	2,091	38,290
South Africa	1,324,596	9,200,688	1,358,914	7,341,814
Swaziland	11,785	19,151		60,786
WESTERN AFRICA	4,722,856	15,834,761	2,710,047	12,877,746
Benin	707,173	1,764,155	496,509	2,699,180
Burkina Faso(Fr.Up.V	5,615	10,123	527	7,699
Cape Verde				2,259
Co.te d'Ivoire(Fr.Iv	734,296	943,420	144,596	1,322,360
Gambia	285,270	534,445	146,083	466,088
Ghana	350,060	1,525,887	385,075	1,388,007
Guinea	400,084	3,856,710	263,170	315,940
Guinea-Bissau	366,799	1,166,495	231,495	1,347,810
Liberia	8,942	38,398	14,584	29,971
Mali	329	4,932	2,466	8,812
Mauritania	161,794	477,807	124,012	270,332
Niger		513	823	63,433
Nigeria	553,359	2,770,599	114,478	2,608,723
Senegal	466,662	919,692	128,983	385,317
Sierra Leone	332,995	1,066,576	464,806	1,347,343
Togo	349,480	755,009	192,440	614,472
EASTERN ASIA	28,280,533	122,291,588	24,584,644	97,378,829
China	20,424,373	88,749,091	17,428,142	68,059,217
Hong Kong S.A.Re.Chi	1,224,113	5,560,979	1,037,772	4,833,483
Japan	2,221,853	10,908,213	1,605,738	8,194,590
Korea, Republic of	3,380,948	12,687,480	3,696,834	12,991,276
Macao.China	3,164	7,132		440
Mongolia	520	19,018	2,640	9,707
O.Asia(Tai.For.Pe.Ki	1,025,564	4,359,676	813,518	3,290,116
SOUTH-CENTRAL ASIA	30,809,035	146,064,237	28,452,991	124,182,406
Afghanistan	13,566,509	58,562,872	16,634,695	63,604,810
Bangladesh	8,789,186	41,227,737	5,777,822	28,557,903
Bhutan		32		
India	4,771,317	21,787,928	3,132,960	16,001,182
Iran (Islamic R.)	121,190	1,321,702	118,551	893,597

Contd.

10.12 Exports by Areas and Countries / Territories

(In Thousand Rupees)

Territories/Countries	November, 2018	Cumulative From July,2018	November, 2017	Cumulative From July,2017
Kazakstan	217,579	2,463,293	327,211	2,179,859
Kyrgyzstan/Kyrgyz R.	9,294	81,409	26,790	47,854
Maldives	36,411	262,302	58,323	269,152
Nepal	9,242	43,776	112,238	145,404
Sri Lanka	3,161,752	18,826,211	2,174,812	11,967,674
Tajikistan	16,249	384,524	46,309	163,096
Turkmenistan	1,948	16,968	2,076	76,030
Uzbekistan	108,357	1,085,483	41,203	275,844
SOUTH-EASTERN ASIA	11,028,934	49,395,744	8,954,105	39,448,175
Brunei Darussalam	13,356	39,266	11,223	19,231
Cambodia Fr.Kampuche	260,885	1,375,557	315,523	1,345,173
Timor Leste	295,628	413,910	46,743	63,706
Indonesia	1,171,879	8,870,622	2,242,976	7,267,960
Lao People's D.R.	29,433	79,797	15,178	63,321
Malaysia	1,810,649	7,489,593	904,055	4,745,323
Myanmar	275,659	1,102,943	148,528	837,053
Philippines	1,894,589	5,494,540	392,043	3,843,798
Singapore	572,550	4,562,614	469,793	3,000,783
Thailand	1,579,832	5,854,136	1,393,581	4,861,489
Viet Nam	3,124,476	14,112,766	3,014,464	13,400,337
WESTERN ASIA	16,647,520	97,902,853	18,718,611	81,115,575
Armenia		2,145	1,190	7,554
Azerbaijan	114,396	391,706	14,383	385,956
Bahrain	562,493	2,670,616	371,401	1,697,611
Cyprus	31,831	207,335	54,054	210,298
Gaza Strip	56,518	56,518	29	45,217
Georgia	189,052	339,221	99,097	173,118
Iraq	179,013	841,470	156,341	556,693
Jordan	259,230	2,003,478	535,634	1,462,574
Kuwait	977,162	4,789,286	768,451	3,607,838
Lebanon	221,272	1,212,449	161,099	751,581
Oman	980,033	6,404,460	959,642	4,613,303
Qatar	804,441	4,539,430	661,035	3,540,681
Saudi Arabia	2,967,203	15,023,692	3,041,529	13,007,273
Syrian Arab Republic	68,206	563,765	59,043	494,071
Turkey	2,852,977	14,418,864	2,860,541	14,538,076
United Arab Emirates	5,857,273	41,954,925	8,315,455	33,661,545
Yemen	526,419	2,483,494	659,687	2,362,188
AUSTRALIA AND NEW ZEALAND	2,419,805	12,199,300	1,891,356	13,221,698
Australia	2,057,995	10,271,613	1,585,718	11,579,803
New Zealand	361,810	1,927,687	305,638	1,641,895
MELANESIA	64,201	3,816,676	29,390	205,792
Fiji	38,881	109,357	10,421	95,175
New Caledonia		2,347		3,362
Papua New Guinea	10,767	3,690,284	16,068	95,414
Solomon Islands	14,553	14,553	1,370	8,805
Vanuatu		134	1,531	3,036
MICRONESIA	914	7,532	1,861	4,869
Guam	914	7,532	1,861	4,869
POLYNESIA	10,668	36,040	9,504	13,863
Cook Islands		1,105	431	1,940
French Polynesia	124	3,123		2,850
Samoa	2,670	17,745	9,073	9,073
Tonga	7,874	14,067		

10.13 Re-exports by Areas and Countries / Territories

(In Thousand Rupees)

Territories/Countries	November, 2018	Cumulative From July,2018	November, 2017	Cumulative From July,2017
GRAND TOTALS	2,625,444	13,299,629	2,939,082	18,348,444
CENTRAL AMERICA		5,885		783
Mexico		5,885		512
Panama				271
SOUTH AMERICA		1,095		50,730
Bolivia				247
Colombia		1,095		90
Ecuador				40,990
Peru				9,403
NORTH AMERICA	318,290	1,420,018	112,825	1,200,065
Canada	85,809	108,482	23,209	160,758
U.S.America	232,482	1,311,536	89,616	1,039,307
EASTERN EUROPE		65,104	7,657	360,258
Belarus		66		
Bulgaria		521		
Czech Republic		45,751		
Hungary		7,048	4,771	357,131
Poland		6,200	2,528	2,711
Romania		5,398	358	358
Russian Federation		120		
Slovakia/Slovak R.				48
Ukraine				9
NORTHERN EUROPE	150,254	559,442	189,703	900,881
Denmark		11,244	713	1,032
Finland		1,234		1,873
Ireland		513		161
Latvia		1,497		
Lithuania			373	373
Norway		5,373		7,289
Sweden		99,093	392	1,486
United Kingdom	150,254	440,488	188,225	888,667
SOUTHERN EUROPE	111,155	466,378	129,560	262,391
Bosnia & Herzegovina		186		
Croatia				305
Greece				1,671
Italy	111,133	429,806	123,895	204,302
Portugal		8,357		3,833
Spain	22	28,028	5,665	52,281
WESTERN EUROPE	398,885	2,095,096	857,916	6,224,549
Austria		9,440	432	3,419
Belgium	3,545	22,763	12,422	3,539,471
France	320,554	712,933	712,873	1,022,750
Germany	64,752	1,117,265	127,772	1,590,519
Netherlands	9,902	186,464	4,015	50,809
Switzerland	132	46,231	402	17,581

Contd.

10.13 Re-exports by Areas and Countries / Territories

(In Thousand Rupees)

Territories/Countries	November, 2018	Cumulative From July,2018	November, 2017	Cumulative From July,2017
EASTERN AFRICA				2,043
Mauritius				2,043
NORTHERN AFRICA		357	105	2,393
Algeria				687
Egypt(U.A.R.)		357	105	1,705
SOUTHERN AFRICA		542		46,218
South Africa		542		46,218
WESTERN AFRICA		447		4,159
Guinea				4,159
Nigeria		447		
EASTERN ASIA	771,177	3,502,138	370,565	4,585,865
China	623,842	2,590,066	149,081	3,593,470
Hong Kong S.A.Re.Chi		145,104	110,459	435,479
Japan	145,557	738,539	104,305	511,097
Korea, Republic of	1,778	17,318	6,697	45,281
O.Asia(Tai.For.Pe.Ki		11,110	23	539
SOUTH-CENTRAL ASIA	19,424	122,895	7,857	103,661
Afghanistan		4,721	7,625	51,392
Bangladesh		294		
India	19,424	105,269	121	26,344
Iran (Islamic R.)		6,205		25,110
Kyrgyzstan/Kyrgyz R.			111	111
Uzbekistan		6,405		704
SOUTH-EASTERN ASIA	179,927	1,610,720	1,031,635	1,697,743
Brunei Darussalam		866		
Indonesia	83,997	290,197	39,199	234,417
Malaysia	4,227	73,662	759,055	776,837
Philippines	649	7,540	1,551	9,336
Singapore	8,123	143,215	46,865	356,064
Thailand	82,376	1,080,990	89,800	225,925
Viet Nam	556	14,250	95,164	95,164
WESTERN ASIA	676,331	3,440,368	230,587	2,905,920
Azerbaijan				11,391
Bahrain		11,828		42,422
Cyprus				56,672
Iraq		112,240		12,708
Jordan	1,648	2,304		105
Kuwait		124	991	1,760
Lebanon		2,547		
Oman		100,686		1,114
Qatar	42,975	194,572	10,709	112,543
Saudi Arabia	72,013	123,173	32,236	61,519
Turkey	44,448	103,313	48,985	67,346
United Arab Emirates	515,247	2,789,581	137,666	2,538,340
AUSTRALIA AND NEW ZEALAND		9,146	671	786
Australia		9,146	671	776
New Zealand				11

10.14 Imports by Areas and Countries / Territories

(In Thousand Rupees)

Territories/Countries	November, 2018	Cumulative From July,2018	November, 2017	Cumulative From July,2017
GRAND TOTALS	611,629,880	2,995,109,907	501,304,922	2,509,220,029
LATIN AMERICA	164,274	725,786	59,136	388,677
Anguilla				10
Antigua and Barbuda	1,948	3,860	1,014	3,553
Aruba		4,676		23,871
Bahamas	6,283	26,014	3,288	9,684
Barbados		5,559	10	13,038
British Virgin Is.	69,805	218,515		
Cayman Islands			125	127
Cuba	3,292	19,543	1,023	1,638
Dominica			48	6,427
Dominican Republic	37,820	74,878	4,290	8,883
Saint Martin(Dutch p	72	413		
Guadeloupe				18
Haiti	4	432	2	2,924
Jamaica	18,767	83,275	14,950	48,652
Martinique	7	7		
Montserrat				1,420
Netherlands Antilles		1,849	5	9,293
Puerto Rico	20,050	212,415	29,937	134,634
St.Kitts and Nevis	36	43		85,563
Trinidad and Tobago	6,189	74,305	4,442	38,672
Turks & Caicos Is.	1	1		269
CENTRAL AMERICA	700,140	4,704,878	771,347	3,288,054
Belize	120	141,753	2,717	6,332
Costa Rica	88,933	201,241	25,527	116,599
El Salvador		40		288
French West Indies				9
Guatemala	54,733	555,956	85,289	459,311
Honduras	36,297	167,943	2,793	23,341
Mexico	520,058	3,633,806	652,910	2,668,943
Nicaragua		780	681	681
Panama		3,359	1,428	12,549
SOUTH AMERICA	4,093,253	26,661,638	3,921,333	48,181,812
Argentina	1,152,025	5,979,173	1,279,743	11,705,871
Bolivia				626
Bouvet Island	189	3,819		364
Brazil	2,455,461	17,693,406	2,239,854	33,037,554
Chile	370,964	2,317,077	212,936	1,317,980
Colombia	26,681	102,151	54,694	120,156
Ecuador		16,564	155	61,721
Falkland Is.Malvinas		120		
French Guiana		19,724		
Guyana	12,552	25,545	3,792	15,368
Paraguay	14,906	128,655	103,506	1,687,087
Peru	53,933	229,738	16,320	139,823
S.Georgia S.Sandw.Is	4	3,141		182
Suriname		2,421		
Uruguay	6,537	127,192	10,269	72,388
Venezuela,Bolivar. R		12,912	64	22,693

Contd.

10.14 Imports by Areas and Countries / Territories

(In Thousand Rupees)

Territories/Countries	November, 2018	Cumulative From July,2018	November, 2017	Cumulative From July,2017
NORTH AMERICA	36,702,332	154,669,517	32,622,068	132,521,688
Bermuda	4,502,934	8,689,875	26	2,530,475
Canada	4,769,670	17,287,530	4,349,116	16,308,443
St.Pierre & Miquelon				1
U.S.America	27,429,728	128,692,112	28,272,926	113,682,769
EASTERN EUROPE	5,711,595	42,602,127	8,885,584	38,753,453
Belarus	278,089	2,438,530	603,534	2,913,120
Bulgaria	199,118	845,069	202,661	1,086,619
Czech Republic	408,221	2,481,856	271,087	2,320,780
Hungary	279,376	1,283,515	2,858,936	4,678,625
Poland	1,010,201	5,569,915	933,241	4,204,011
Republic of Moldova		38,806	30,144	93,475
Romania	345,745	3,464,582	1,254,164	2,094,209
Russian Federation	2,653,217	17,497,964	2,027,485	9,071,821
Slovakia/Slovak R.	125,095	644,215	81,791	923,365
Ukraine	412,532	8,337,676	622,542	11,367,429
NORTHERN EUROPE	16,123,031	83,974,166	11,641,656	57,032,313
Denmark	686,711	5,542,053	704,222	3,284,835
Estonia	31,417	222,745	36,992	170,092
Faeroe Islands	26	13,664		174
Finland	2,534,398	9,473,148	1,013,498	3,748,870
Iceland	1,294	10,962	30,465	149,814
Ireland	729,570	4,017,578	681,876	3,741,606
Latvia	78,969	673,511	51,299	507,955
Lithuania	93,482	316,925	48,151	212,044
Norway	185,261	1,193,498	177,278	681,808
Svalbard/Jan May.Is.				693
Sweden	2,903,921	13,038,643	2,671,342	10,209,793
United Kingdom	8,877,983	49,471,439	6,226,534	34,324,629
SOUTHERN EUROPE	8,990,627	40,625,501	7,940,516	37,729,973
Albania	2,896	11,413	1	325
Andorra		706		20
Bosnia & Herzegovina	36,347	122,665	404	9,679
Croatia	43,353	152,294	19,478	84,387
Fr.Yugoslav R.Macedo	99	109	302	973
Gibraltar		4,526		
Greece	61,698	847,062	98,560	391,205
Holy See	1,158	1,158		
Italy	6,407,012	28,134,772	5,675,386	26,922,474
Malta	1,315	14,280	6,845	29,413
Portugal	166,723	1,070,243	337,937	1,321,759
San Marino		12,866	6,800	44,208
Serbia	983	51,684	10,377	33,986
Slovenia	20,587	171,286	46,819	258,358
Spain	2,248,455	10,030,438	1,737,608	8,633,186
WESTERN EUROPE	34,457,960	184,580,459	32,664,896	183,284,010
Austria	1,709,948	9,436,228	989,647	6,307,619
Belgium	3,273,965	17,052,081	5,245,008	15,184,185
European Union	6,241,761	35,434,774	5,513,407	30,440,035
France	4,472,206	22,598,703	3,691,018	21,958,542

Contd.

10.14 Imports by Areas and Countries / Territories

(In Thousand Rupees)

Territories/Countries	November, 2018	Cumulative From July,2018	November, 2017	Cumulative From July,2017
Germany	10,966,209	59,142,641	8,641,151	49,291,985
Liechtenstein	2,091	4,015	1,374	11,520
Luxembourg	316,405	497,457	21,728	386,688
Monaco		46		7
Netherlands	3,516,398	20,615,554	6,244,780	45,733,822
Switzerland	3,958,977	19,798,959	2,316,783	13,969,608
EASTERN AFRICA	8,297,886	41,174,116	5,148,176	26,566,305
B.Indian Ocean Terr.		249	10	1,314
Burundi	137,587	754,259	110,793	740,759
Comoros	13,762	52,482	5,609	21,820
Djibouti	15	15		3,375
Eritrea			393	5,531
Ethiopia	47,443	350,360	84,507	265,986
Kenya	5,430,199	25,749,185	4,334,735	21,539,165
Madagascar	97,296	429,813	71,296	307,519
Malawi	14,233	160,341		17,901
Mauritius	18,773	957,711	3,360	69,034
Mayotte		10,713		
Mozambique		4,723,112	37,686	124,954
Reunion	46,984	155,569	39,840	108,401
Rwanda	544,445	2,483,148	194,137	1,443,804
Seychelles	961	25,434		23,185
Somalia	45,173	476,263	42,368	406,143
Uganda	190,323	873,750	39,181	462,386
U.R.of Tanzania	1,524,964	2,720,737	102,752	652,008
Zambia	171,057	1,125,917	81,509	315,758
Zimbabwe	14,670	125,058		57,260
MIDDLE AFRICA	73,549	4,960,782	61,474	492,164
Angola	219	849	70	2,879
Cameroon	26,021	126,672	14,964	78,903
Central African R.		1,899	276	221,914
Chad	2,200	101,297	883	17,440
Congo, Republic of	38,841	227,913	11,756	72,212
D.R.of Congo		9,588	2,609	2,618
Equatorial G.(Ri.Mi)		4,460,032		
Gabon	6,268	32,530	30,916	93,271
Sao Tome & Principe				2,927
NORTHERN AFRICA	13,076,218	37,084,512	4,594,469	22,321,074
Algeria	3,974,531	3,981,946	8,222	31,582
Egypt(U.A.R.)	1,394,719	8,381,518	1,656,799	8,832,084
Libya	53,959	323,416	36,653	215,820
Morocco	7,525,332	22,955,053	2,673,832	11,970,653
Sudan	53,579	1,116,696	159,690	1,017,754
Tunisia	74,098	325,883	59,274	253,181
Western Sahara(Ri.De)				1
SOUTHERN AFRICA	10,667,933	60,218,782	10,918,641	47,702,577
Botswana	1,090	16,379		1,569
Canary Islands		7,247		18,106
French Southern Terr	2,555	2,555		
Namibia	1,830	122,666	66,389	135,391

Contd.

10.14 Imports by Areas and Countries / Territories

(In Thousand Rupees)

Territories/Countries	November, 2018	Cumulative From July,2018	November, 2017	Cumulative From July,2017
South Africa	10,535,629	59,143,955	10,768,766	47,169,892
Swaziland	126,829	925,979	83,486	377,618
WESTERN AFRICA	60,335	26,904,667	2,388,497	3,751,107
Benin		3,868		5
Burkina Faso(Fr.Up.V	27,436	27,459	21,538	86,864
Cape Verde		5,372		3,253
Co,te d,Ivoire(Fr.Iv	3,478	152,943	36,709	569,881
Gambia		23,166		1,836
Ghana	9,156	221,554	13,056	103,059
Guinea		4,923,335	4,642	40,838
Guinea-Bissau		6,802		
Liberia		2,389	78	13,168
Mali				2,760
Mauritania				110
Nigeria	35	21,424,346	2,306,671	2,344,486
Senegal	9,926	87,551	2,548	43,168
Sierra Leone	5,305	7,944	83	5,889
St. Helena		6,168	36	320
Togo	4,999	11,770	3,134	535,470
EASTERN ASIA	172,216,484	888,427,084	156,790,175	825,206,006
China	134,876,407	686,865,116	120,654,023	652,496,437
Hong Kong S.A.Re.Chi	1,573,416	9,246,040	1,779,703	4,291,520
Japan	21,752,604	112,875,742	22,216,683	108,514,460
Korea D.P.Republic	49,516	339,204	171,583	1,407,726
Korea, Republic of	8,481,928	46,438,733	7,957,749	39,258,482
Macao.China	237	311	1,119	2,167
Mongolia	117	117		
O.Asia(Tai.For.Pe.Ki	5,482,258	32,661,821	4,009,314	19,235,214
SOUTH-CENTRAL ASIA	30,537,709	148,838,942	26,531,624	110,345,031
Afghanistan	7,855,505	38,269,398	4,514,382	25,983,196
Bangladesh	778,495	3,301,984	759,108	2,538,335
Bhutan	3,633	7,679	293	1,852
India	17,126,864	80,869,620	14,538,182	58,770,129
Iran (Islamic R.)	3,988,630	20,322,204	4,971,193	17,915,541
Kazakstan	31,398	191,902	25,437	409,932
Kyrgyzstan/Kyrgyz R.		865	93	637
Maldives		1	41	57
Nepal	6,707	36,352	281	14,476
Sri Lanka	721,960	5,251,136	1,443,167	3,959,946
Tajikistan	9,015	25,831	76,394	95,047
Turkmenistan	8,829	388,976	179,732	604,939
Uzbekistan	6,674	172,994	23,321	50,946
SOUTH-EASTERN ASIA	70,341,728	311,020,257	60,391,022	284,541,436
Brunei Darussalam		77	39	166
Cambodia Fr.Kampuche	3,461	34,256	5,346	34,612
Timor Leste		39		14
Indonesia	28,933,039	131,906,006	21,595,614	112,243,504
Lao People's D.R.		105,138	1,552	1,659
Malaysia	10,101,237	55,277,702	11,567,351	53,786,051
Myanmar	7,749	78,239	39,788	270,669

Contd.

10.14 Imports by Areas and Countries / Territories

(In Thousand Rupees)

Territories/Countries	November, 2018	Cumulative From July,2018	November, 2017	Cumulative From July,2017
Philippines	726,628	3,437,716	509,622	4,578,125
Singapore	10,941,777	29,426,629	10,810,894	36,193,762
Thailand	16,760,596	75,167,612	11,795,890	57,106,078
Viet Nam	2,867,240	15,586,844	4,064,925	20,326,796
WESTERN ASIA	192,712,989	908,088,814	132,764,334	660,342,962
Armenia		52		9,169
Azerbaijan		15,956	49,905	84,482
Bahrain	378,523	2,773,665	521,630	3,236,238
Cyprus	38,031	100,793	41,954	74,298
Gaza Strip	171	1,060	408	3,767
Georgia	1,264	10,902	762	2,230
Iraq	349,856	2,185,045	560,568	4,184,509
Jordan	319,821	1,336,878	234,478	1,627,041
Kuwait	18,876,622	74,812,572	17,375,197	62,209,911
Lebanon	349,743	540,052	35,287	166,427
Oman	4,884,027	38,510,867	8,109,358	35,801,725
Qatar	25,095,683	132,615,952	14,174,010	69,960,616
Saudi Arabia	29,126,998	154,839,341	28,637,958	132,663,660
Syrian Arab Republic	7,397	49,255	37	12,739
Turkey	4,710,745	20,877,459	2,520,491	11,967,754
United Arab Emirates	108,561,391	479,133,549	60,429,467	337,570,207
Yemen	12,715	285,417	72,823	768,189
AUSTRALIA AND NEW ZEALAND	6,698,897	29,775,996	3,203,144	26,743,607
Australia	6,314,783	27,592,497	2,496,954	22,527,811
Christmas Islands	162	15,568	54	880
Cocos (Keeling) Is.	194	1,571		
Heard/Mac Donald Is.				73
New Zealand	383,737	2,161,875	705,272	4,158,354
Norfolk Island		1,494	43	43
US.Minor Outlying Is	22	2,990	822	56,446
MELANESIA	2,644	58,450	6,826	22,660
Fiji				9,978
New Caledonia	1,225	37,666	275	275
Papua New Guinea	1,418	15,972	4,795	7,915
Solomon Islands		3,509	1,755	3,964
Vanuatu	2	1,303		527
MICRONESIA		8,619		1,671
Kiribati		4		1,671
Micronesia,F.States		8,614		
POLYNESIA	296	4,815	6	3,449
American Samoa		179		3,424
French Polynesia				13
Johnston Island		206		
Pitcairn	53	86		6
Samoa		1,824		
Tokelau		2,272		
Tuvalu	244	247	6	6

10.15 Re-imports by Areas and Countries / Territories

(In Thousand Rupees)

Territories/Countries	November, 2018	Cumulative From July,2018	November, 2017	Cumulative From July,2017
GRAND TOTALS	4,557,349	17,329,550	2,232,012	11,157,854
LATIN AMERICA		1,837		7,063
Cuba				454
Dominican Republic		1,557		
Netherlands Antilles		280		6,609
CENTRAL AMERICA	1,983	9,633		8,869
Belize		1,510		1,412
Guatemala				2,131
Honduras	1,039	6,261		5,306
Mexico		73		19
Nicaragua	945	1,789		
SOUTH AMERICA	967	30,758		
Argentina		76		
Chile	967	29,641		
Peru		1,041		
NORTH AMERICA	1,494,229	6,823,736	948,189	4,790,284
Canada	133,366	642,374	117,100	672,679
U.S.America	1,360,862	6,181,362	831,090	4,117,604
EASTERN EUROPE	10,229	30,447	8,514	29,848
Bulgaria	4,274	6,901		2,407
Czech Republic	3,613	3,613		35
Hungary	1,117	1,141		
Poland	1,225	18,791	3,453	21,343
Romania				486
Russian Federation				515
Slovakia/Slovak R.			5,061	5,061
NORTHERN EUROPE	123,937	382,255	48,359	231,417
Denmark	6,615	28,656	994	9,248
Ireland		4,485		5,246
Lithuania		2,199		
Norway	11,675	54,455	1,028	1,028
Sweden	45,821	96,724	10,004	40,309
United Kingdom	59,826	195,735	36,333	175,586
SOUTHERN EUROPE	84,815	298,962	27,875	212,659
Greece	10,058	27,530	1,663	2,069
Italy	53,452	224,982	15,036	156,093
Portugal	9,199	9,218	989	989
Slovenia	8,357	15,076	2	2
Spain	3,749	22,155	10,184	53,504
WESTERN EUROPE	120,755	554,629	33,106	325,963
Austria	2,011	2,333	1,063	1,943
Belgium	10,154	142,743	7,973	62,330
France	16,297	77,460	2,269	20,644
Germany	67,893	227,912	14,133	190,069
Netherlands	15,944	75,950	1,572	34,499
Switzerland	8,456	28,231	6,095	16,479

Contd.

10.15 Re-imports by Areas and Countries / Territories

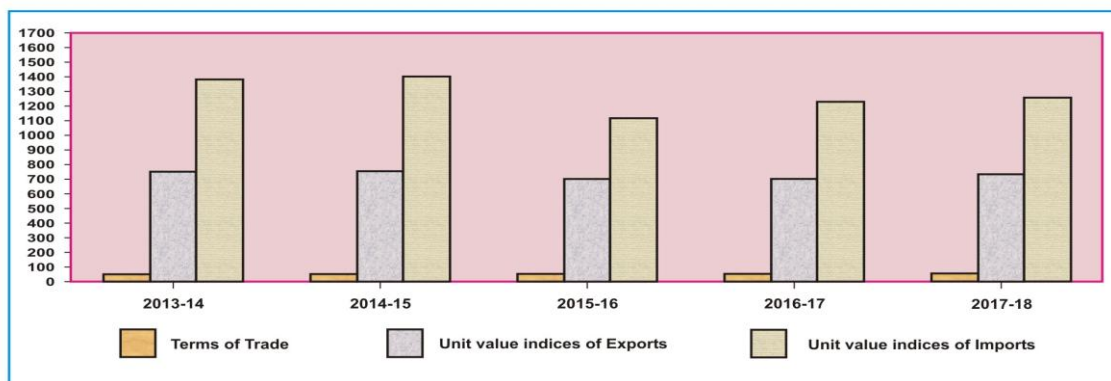
(In Thousand Rupees)

Territories/Countries	November, 2018	Cumulative From July,2018	November, 2017	Cumulative From July,2017
EASTERN AFRICA	1,623	11,630		11,370
B.Indian Ocean Terr.				366
Ethiopia		7,357		
Mauritius		948		
Mozambique				1,176
U.R.of Tanzania	1,623	3,325		9,828
NORTHERN AFRICA		1,679	2,673	5,605
Egypt(U.A.R.)		907		472
Morocco		772	2,673	5,111
Tunisia				22
SOUTHERN AFRICA	22,606	94,962	17,162	63,259
South Africa	22,606	94,761	17,162	60,955
Swaziland		201		2,304
WESTERN AFRICA		3,800		
Gambia		3,800		
EASTERN ASIA	2,207,961	6,935,202	606,945	3,245,797
China	1,639,809	4,852,014	341,082	1,973,641
Hong Kong S.A.Re.Chi	45,904	197,287	19,199	98,977
Japan	355,487	1,097,630	150,310	784,052
Korea D.P.Republic		1,188		457
Korea, Republic of	112,175	532,244	19,006	142,090
O.Asia(Tai.For.Pe.Ki	54,587	254,839	77,348	246,580
SOUTH-CENTRAL ASIA	200,944	721,794	130,922	627,089
Bangladesh	6,490	14,164	2,452	9,189
India	189,536	650,331	113,549	517,062
Iran (Islamic R.)	1,933	4,128	1,256	2,643
Sri Lanka	2,985	53,171	13,665	98,195
SOUTH-EASTERN ASIA	131,332	716,701	111,053	714,489
Indonesia	79,917	477,922	73,794	446,885
Malaysia	22,939	143,425	20,019	94,712
Philippines		12		173
Singapore	1,665	14,792	3	20,410
Thailand	1,051	12,545	13,575	101,114
Viet Nam	25,761	68,006	3,661	51,194
WESTERN ASIA	126,650	600,295	117,795	571,066
Bahrain	4,487	23,518	2,354	28,070
Iraq		48		
Kuwait	682	682		261
Oman		884	1,503	5,513
Qatar	713	8,555	2,239	12,314
Saudi Arabia	30,296	99,743	18,966	97,421
Syrian Arab Republic	3,834	7,217		
Turkey	9,842	91,671	14,112	80,594
United Arab Emirates	76,796	367,978	78,620	346,893
AUSTRALIA AND NEW ZEALAND	29,318	111,228	179,419	313,078
Australia	29,318	111,228	179,419	313,078

10.16 Annual and Quarterly Terms of Trade and Unit Value Indices of Exports and Imports (1990-91=100)

Year/ Quarter	Terms of Trade	Unit Value Indices of Exports	Unit Value Indices of Imports
2013-14	54.27	752.86	1387.15
2014-15	54.43	759.21	1394.74
2015-16	57.99	705.02	1215.80
2016-17	58.64	703.39	1199.54
2017-18 *	58.31	735.50	1261.25
2013-14 Jul-Sep	54.54	745.76	1,367.33
Oct-Dec	54.61	745.57	1,365.33
Jan-Mar	54.80	771.50	1,407.91
Apr-Jun	53.17	748.62	1,408.02
2014-15 Jul-Sep	52.24	753.27	1,441.89
Oct-Dec	54.48	762.69	1,399.87
Jan-Mar	56.69	769.06	1,356.61
Apr-Jun	54.46	751.81	1,380.57
2015-16 Jul-Sep	54.97	712.89	1,296.84
Oct-Dec	58.35	701.89	1,202.89
Jan-Mar	59.56	703.02	1,180.31
Apr-Jun	59.36	702.28	1,183.17
2016-17 Jul-Sep	58.67	697.00	1,188.06
Oct-Dec	59.05	703.81	1,191.83
Jan-Mar	58.47	703.47	1,203.03
Apr-Jun	58.37	709.28	1,215.22
2017-18 Jul-Sep	58.76	707.53	1204.15
Oct-Dec	59.16	715.14	1208.87
Jan-Mar	58.42	751.52	1286.34
Apr-Jun *	57.06	767.80	1345.64
2018-19 Jul-Sep	57.67	755.16	1309.39

ANNUAL TERMS OF TRADE & UNIT VALUE INDICES OF EXPORTS & IMPORTS (1990-91=100)



10.17 Index Numbers of Unit Values of Exports by Groups (1990-91=100)

Year /Quarter		All Groups	Food & Live Animals	Beverages & Tobacco	Crude Materials Inedible Except Fuels	Mineral Fuels & Lubricants	Chemicals	Manufactured Goods	Machinery & Transport Equipment	Misc. Manufactured Articles
2013-14		752.86	954.07	1127.89	1009.57	1682.81	939.50	698.49	1650.17	700.75
2014-15		759.21	1057.47	1148.80	999.87	1713.20	935.18	667.05	1789.37	728.76
2015-16		705.02	944.46	1217.42	920.79	1092.25	1000.41	607.38	1873.58	774.38
2016-17		703.39	912.62	1240.70	894.27	1136.42	1029.70	595.74	1740.35	799.30
2017-18 *		735.50	1134.29	1061.25	1043.30	1485.92	1054.28	580.96	1838.42	820.87
2013-14	Jul-Sep	745.46	919.57	1098.87	1017.68	1634.63	934.11	713.43	1624.52	674.82
	Oct-Dec	745.57	952.49	1154.15	1023.78	1640.93	928.01	698.36	1631.05	723.57
	Jan-Mar	771.50	970.48	1164.01	1042.41	1659.59	941.60	722.66	1664.20	729.32
	Apr-Jun	748.62	973.74	1094.54	954.39	1796.09	954.26	659.51	1680.90	675.29
2014-15	Jul-Sep	753.27	1027.99	1123.85	988.05	1853.14	929.85	676.38	1722.41	692.43
	Oct-Dec	762.69	1071.97	1171.54	1000.56	1862.62	935.86	677.14	1781.57	740.31
	Jan-Mar	769.06	1075.01	1148.08	1030.34	1732.30	946.52	679.02	1787.10	728.26
	Apr-Jun	751.81	1054.91	1151.73	980.52	1404.75	928.49	635.66	1866.41	754.05
2015-16	Jul-Sep	712.89	973.60	1144.34	964.35	1423.80	994.53	628.77	1955.09	730.30
	Oct-Dec	701.89	935.34	1176.96	908.48	1022.94	995.70	601.06	1858.72	782.09
	Jan-Mar	703.02	929.68	1250.14	921.27	1045.51	1021.47	599.41	1866.25	795.28
	Apr-Jun	702.28	939.22	1298.25	889.05	876.75	989.95	600.29	1814.27	789.83
2016-17	Jul-Sep	697.00	972.71	1239.28	909.02	1069.37	993.34	590.69	1780.89	762.86
	Oct-Dec	703.81	928.54	1223.96	880.70	1080.33	1032.44	597.47	1719.51	794.66
	Jan-Mar	703.47	869.54	1211.78	876.35	1228.96	1025.79	599.28	1724.91	802.38
	Apr-Jun	709.28	879.70	1287.78	910.99	1167.02	1067.24	595.50	1736.07	837.29
2017-18	Jul-Sep	707.53	983.63	1157.74	928.64	1144.95	1062.88	577.94	1718.62	821.49
	Oct-Dec	715.14	985.76	1104.99	1001.63	1400.72	1023.88	578.22	1711.85	821.12
	Jan-Mar	751.52	1249.74	1006.31	1110.20	1613.21	1062.85	585.10	1972.26	809.21
	Apr-Jun	767.80	1318.04	975.95	1132.73	1784.79	1067.51	582.59	1950.95	831.64
2018-19	Jul-Sep	755.16	1153.35	959.54	1109.62	2063.32	1110.95	586.37	1461.01	830.31

* : Provisional

10.18 Index Numbers of Unit Values of Imports by Groups (1990-91=100)

Year/Quarter	All groups	Food and Live animals	Beverages & Tobacco	Crude materials edible except fuels	Mineral fuels & Lubricants	Animal or Veg. oils & Fats	Chemicals	Manufactured goods	Machinery & Transport equipment	Misc. manufactured articles
2013-14	1387.15	838.74	1446.20	1046.35	1757.91	1054.13	1098.60	899.66	1866.32	1458.63
2014-15	1394.74	891.28	1620.65	1048.08	1511.85	1037.83	1256.50	1026.39	1985.27	1854.42
2015-16	1215.80	839.11	1700.77	1031.47	919.48	1011.65	1193.67	920.53	1913.99	2376.63
2016-17	1199.54	829.56	1762.07	1019.86	811.76	1090.65	1277.08	927.03	1872.19	2494.45
2017-18 *	1261.25	943.23	1656.22	1020.56	1030.32	1010.73	1264.05	939.97	1913.85	2652.61
2013-14 Jul-Sep	1,367.33	839.00	1,390.72	1,064.30	1,688.69	1,075.42	1,064.27	859.80	1,865.31	1,381.34
Oct-Dec	1,365.33	840.48	1,425.20	1,052.01	1,711.56	1,054.23	1,083.40	873.38	1,875.71	1,391.17
Jan-Mar	1,407.91	849.44	1,463.98	1,072.34	1,784.71	1,061.03	1,104.26	930.61	1,937.80	1,487.18
Apr-Jun	1,408.02	826.03	1,504.91	996.75	1,846.69	1,025.83	1,142.45	934.85	1,786.47	1,574.82
2014-15 Jul-Sep	1,441.89	882.91	1,551.52	1,050.88	1,810.51	1,040.06	1,218.48	993.38	1,889.96	1,701.41
Oct-Dec	1,399.87	893.21	1,590.81	1,065.79	1,522.96	1,056.54	1,254.97	1,030.45	1,969.44	1,807.08
Jan-Mar	1,356.61	895.47	1,651.30	1,039.03	1,366.90	1,006.23	1,256.20	1,044.23	1,995.28	1,892.80
Apr-Jun	1,380.57	893.54	1,688.98	1,036.61	1,347.03	1,048.50	1,296.34	1,037.49	2,086.41	2,016.39
2015-16 Jul-Sep	1,296.84	819.90	1,670.50	994.97	1,260.75	1,032.17	1,175.87	905.12	1,926.97	2,242.88
Oct-Dec	1,202.89	824.90	1,691.32	1,109.19	912.40	1,028.06	1,141.86	929.56	1,882.96	2,372.44
Jan-Mar	1,180.31	865.60	1,747.55	1,012.94	741.34	978.61	1,210.14	924.91	1,934.80	2,434.43
Apr-Jun	1,183.17	846.04	1,693.71	1,008.77	763.42	1,007.74	1,246.79	922.51	1,911.24	2,456.76
2016-17 Jul-Sep	1,188.06	816.59	1,708.34	1,025.79	778.82	1,026.36	1,251.62	925.94	1,888.38	2,512.37
Oct-Dec	1,191.83	833.16	1,782.93	1,030.30	738.98	1,164.61	1,309.73	976.44	1,863.34	2,643.91
Jan-Mar	1,203.03	838.92	1,794.93	1,003.50	863.49	1,080.97	1,269.88	878.71	1,864.85	2,327.08
Apr-Jun	1,215.22	870.25	1,743.47	1,051.17	865.73	1,074.94	1,228.04	916.94	1,898.20	2,298.27
2017-18 Jul-Sep	1204.15	942.64	1738.68	1054.78	811.87	1032.09	1289.49	873.98	1944.40	2505.71
Oct-Dec	1208.87	946.81	1715.21	971.90	924.12	1036.51	1210.02	868.99	1891.17	2672.14
Jan-Mar	1286.34	970.36	1665.73	978.48	1121.57	974.20	1275.04	952.16	1907.81	2704.75
Apr-Jun *	1345.64	913.10	1505.24	1077.07	1263.70	1000.12	1281.66	1064.75	1912.03	2727.83
2018-19 Jul-Sep	1309.39	826.75	1643.09	1087.66	1487.85	1032.99	1272.16	1011.90	1570.33	2054.76

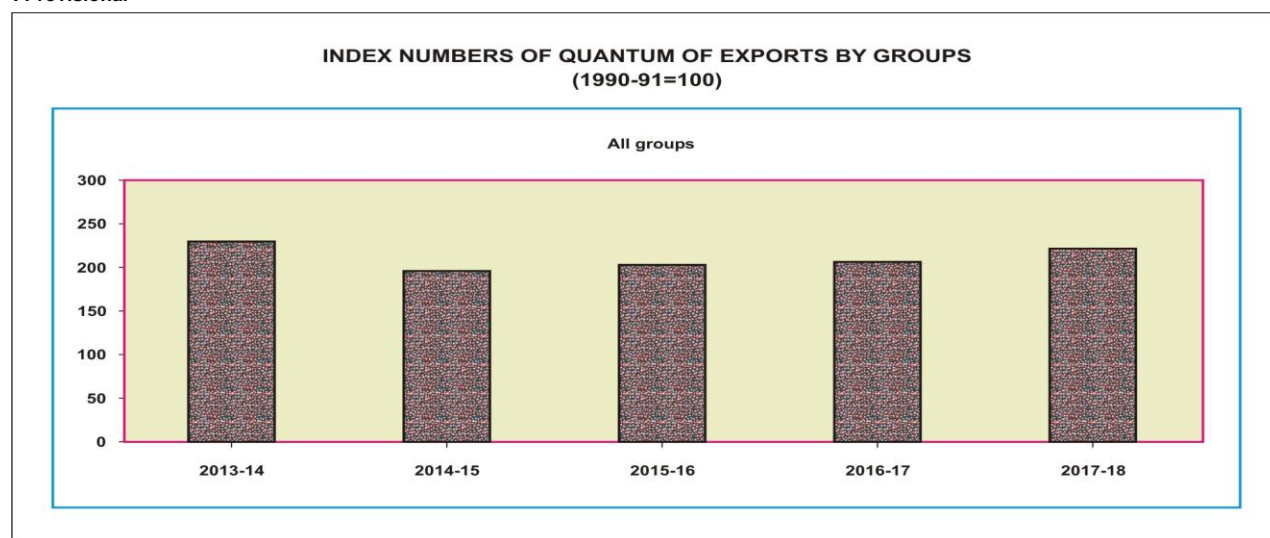
* : Provisional

Note: Trade Indices of Imports and Terms of Trade From Jul-Sep, 2014 to Apr-Jun, 2017 has been revised

10.19 Index Numbers of Quantum of Exports by Groups (1990-91=100)

Year/Quarter	All groups	Food and Live animals	Beverages & Tobacco	Crude materials inedible except fuels	Mineral fuels & Lubricants	Chemicals	Manufactured goods	Machinery & Transport equipment	Misc. manufactured articles
2013-14	229.80	280.96	175.45	447.47	409.09	1,010.41	189.96	2,056.66	226.38
2014-15	195.45	224.40	100.30	264.75	176.22	973.58	181.68	3,964.39	201.19
2015-16	203.66	243.09	112.67	307.85	57.34	689.93	182.42	3,767.50	223.68
2016-17	205.68	245.54	178.92	212.90	52.17	475.61	187.22	3,305.45	235.51
2017-18 *	220.55	265.35	365.63	232.04	80.27	404.57	198.35	2,394.26	258.08
2013-14 Jul-Sep	242.65	254.75	215.28	392.89	1,298.61	1,052.88	213.28	1,226.96	241.61
Oct-Dec	220.69	279.96	59.50	463.12	4.22	691.05	190.14	911.18	229.81
Jan-Mar	218.37	336.65	69.11	350.89	247.03	1,153.88	186.14	4,061.10	208.14
Apr-Jun	237.48	252.47	357.92	582.97	86.50	1,143.82	170.28	2,027.38	225.97
2014-15 Jul-Sep	201.64	189.93	90.87	389.05	361.14	952.31	183.05	4,343.64	202.72
Oct-Dec	205.65	266.45	51.38	333.54	123.62	1,240.35	187.56	3,283.23	194.18
Jan-Mar	197.74	235.44	74.56	246.63	85.83	790.96	183.40	3,932.27	205.36
Apr-Jun	176.75	205.76	184.39	89.77	134.28	910.69	172.69	4,298.43	202.50
2015-16 Jul-Sep	187.10	183.52	68.33	285.36	76.97	1,029.59	176.67	3,211.01	194.95
Oct-Dec	193.24	251.95	54.14	218.76	50.57	778.60	177.06	2,601.52	204.57
Jan-Mar	228.18	303.57	179.45	528.59	70.12	467.59	186.41	3,782.17	256.89
Apr-Jun	206.13	233.33	148.74	198.69	31.70	483.95	189.54	5,475.29	238.30
2016-17 Jul-Sep	189.72	161.56	101.01	178.53	29.85	560.84	185.85	5,242.08	217.09
Oct-Dec	204.38	230.40	60.64	229.57	66.56	535.91	190.00	3,267.99	228.32
Jan-Mar	222.94	344.66	375.12	230.59	60.11	330.08	185.81	1,406.28	261.12
Apr-Jun	206.92	267.23	75.27	217.73	48.78	482.64	183.89	5,730.94	238.65
2017-18 Jul-Sep	208.83	195.97	70.63	253.13	81.81	474.05	196.73	4,311.95	242.12
Oct-Dec	217.24	261.12	1,141.54	265.85	65.50	381.88	197.94	392.41	243.71
Jan-Mar	225.06	330.85	119.06	215.19	98.96	335.44	192.78	3,812.76	261.95
Apr-Jun *	231.06	273.44	131.29	194.00	74.82	426.90	205.95	1,059.91	284.53
2018-19 Jul-Sep	219.21	187.88	49.61	165.34	106.39	442.32	203.44	3,719.04	282.43

*: Provisional

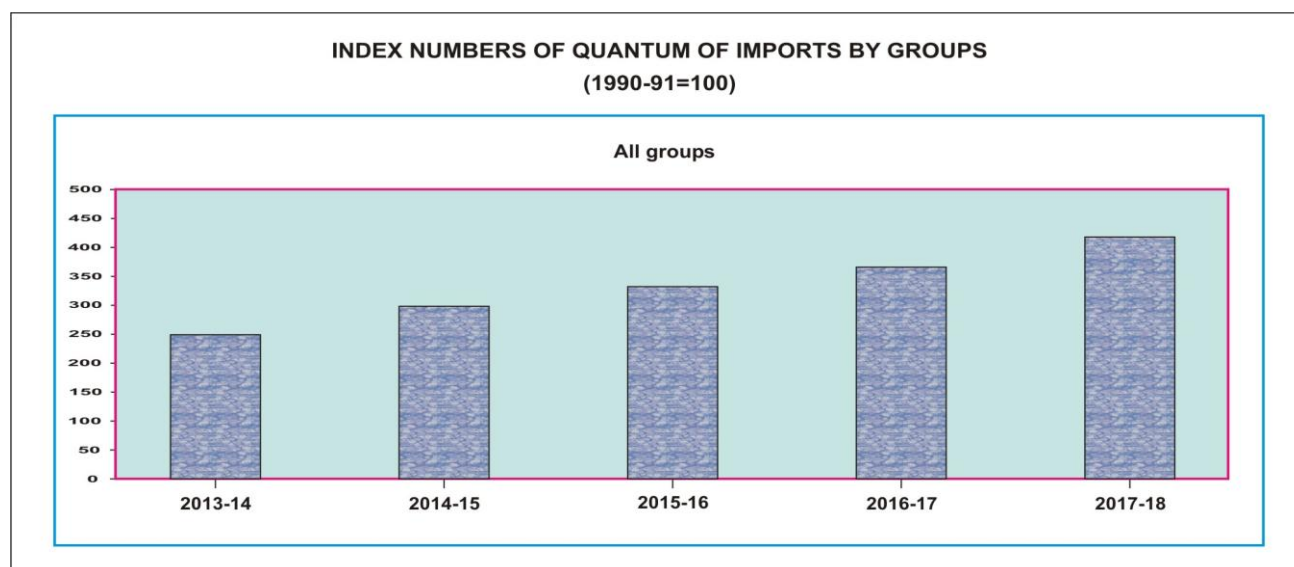


10.20 Index Numbers of Quantum of Imports by Groups (1990-91=100)

Year/Quarter	All groups	Food and Live animals	Beverages & Tobacco	Crude materials inedible except fuels	Mineral fuels & Lubricants	Animal or Veg. oils & Fats	Chemicals	Manufactured goods	Machinery & Transport equipment	Misc. manufactured articles
2013-14	248.35	162.10	317.18	491.04	185.66	182.37	253.03	312.32	283.06	286.91
2014-15	300.36	222.61	317.90	531.02	184.42	179.33	271.01	345.01	478.50	307.93
2015-16	323.20	273.06	287.46	628.07	185.23	221.25	266.35	319.43	584.63	405.89
2016-17	363.71	273.75	288.72	624.21	216.36	204.64	282.89	364.24	650.87	403.80
2017-18 *	415.76	213.34	326.87	828.29	212.55	233.56	333.01	374.78	821.58	553.03
2013-14 Jul-Sep	218.67	122.34	261.56	396.94	181.66	174.34	244.11	206.78	263.81	229.50
Oct-Dec	268.58	171.23	341.53	584.51	196.34	167.22	261.77	508.73	227.47	325.11
Jan-Mar	257.81	167.02	354.12	578.98	169.03	175.06	258.75	280.99	321.79	278.09
Apr-Jun	252.54	187.81	311.51	403.73	195.60	212.84	247.49	252.77	319.16	305.94
2014-15 Jul-Sep	302.79	322.99	416.31	354.13	197.38	189.47	275.38	273.72	521.40	302.25
Oct-Dec	304.19	229.82	369.89	685.69	186.84	167.77	270.55	274.76	470.31	296.49
Jan-Mar	294.10	174.63	205.90	595.97	144.66	163.79	258.24	482.00	428.76	371.67
Apr-Jun	306.91	162.98	279.49	488.27	208.80	196.30	279.88	349.54	493.54	261.29
2015-16 Jul-Sep	297.23	292.22	311.01	375.83	171.95	212.82	245.87	284.84	513.14	407.12
Oct-Dec	361.08	311.72	251.34	598.92	173.34	224.04	302.20	347.62	635.68	489.68
Jan-Mar	311.29	245.24	298.83	876.98	162.37	223.11	229.82	310.33	469.95	357.26
Apr-Jun	382.54	243.07	288.66	660.54	233.27	225.04	287.52	334.92	719.73	369.48
2016-17 Jul-Sep	324.26	222.22	243.38	417.44	204.18	192.07	272.18	374.67	545.17	392.47
Oct-Dec	352.36	286.10	379.05	576.31	213.16	204.04	300.94	367.29	589.25	403.18
Jan-Mar	414.50	312.94	243.74	878.87	201.43	217.82	275.54	350.76	818.18	415.75
Apr-Jun	397.06	258.83	457.87	824.50	246.65	220.58	302.79	383.76	668.15	346.10
2017-18 Jul-Sep	365.92	224.57	320.56	530.50	207.04	242.68	312.75	376.46	680.17	442.11
Oct-Dec	372.07	218.61	238.51	598.41	232.48	232.29	341.87	334.21	652.45	505.88
Jan-Mar	402.37	220.53	330.98	1,051.77	192.19	227.20	324.37	364.80	726.09	602.77
Apr-Jun	522.69	189.66	417.42	1,132.47	218.48	232.05	353.04	423.65	1,227.62	661.35
2018-19 Jul-Sep	369.94	252.15	385.19	530.15	172.48	236.82	356.87	312.57	738.08	395.82

* : Provisional

Note: Trade Indices of Imports and Terms of Trade From Jul-Sep, 2014 to Apr-Jun, 2017 has been revised



10.21 Trade in Services (Summary) July, 2018

Description	Rs. In Million Dollars in Thousands					
	* July, 2018		** June, 2018		% Change in July, 2018 over June, 2018	
	Rs	\$	Rs	\$	Rs	\$
Export of Services (TOTAL)	<u>50,384.52</u>	<u>405,172.00</u>	<u>50,278.48</u>	<u>422,844.00</u>	0.21	-4.18
1.Manufacturing services on physical inputs owned by others	0.00	0.00	0.00	0.00	0.00	0.00
2.Maintenance and repair services n.i.e.	24.87	200.00	1.19	10.00	0.00	0.00
3. Transport	8,436.14	67,840.00	7,936.94	66,750.00	6.29	1.63
4. Travel	4,262.84	34,280.00	3,629.00	30,520.00	17.47	12.32
5.Construction services	896.59	7,210.00	475.62	4,000.00	88.51	80.25
6. Insurance and Pension services	824.46	6,630.00	579.07	4,870.00	42.38	36.14
7. Financial services	497.41	4,000.00	929.84	7,820.00	-46.51	-48.85
8. Charges for the use of intellectual services	49.74	400.00	118.91	1,000.00	-58.17	-60.00
9. Telecommunication, Computer and information services	10,077.60	81,040.00	11,771.65	99,000.00	-14.39	-18.14
10. Other business services	14,195.19	114,152.00	13,080.08	110,004.00	8.53	3.77
11. Personal, cultural, and recreational services	72.12	580.00	172.41	1,450.00	-58.17	-60.00
12. Government services, n.i.e.	11,047.56	88,840.00	11,583.78	97,420.00	-4.63	-8.81
Import of Services (TOTAL)	<u>112,264.02</u>	<u>902,782.00</u>	<u>118,744.16</u>	<u>998,643.00</u>	-5.46	-9.60
1.Manufacturing services on physical inputs owned by others	0.00	0.00	0.00	0.00	0.00	0.00
2.Maintenance and repair services n.i.e.	751.09	6,040.00	718.19	6,040.00	4.58	0.00
3. Transport	42,072.49	338,330.00	42,001.00	353,230.00	0.17	-4.22
4. Travel	27,959.62	224,840.00	25,084.31	210,960.00	11.46	6.58
5.Construction services	17.41	140.00	64.21	540.00	-72.89	-74.07
6. Insurance and Pension services	2,618.88	21,060.00	2,460.87	20,696.00	6.42	1.76
7. Financial services	1,243.53	10,000.00	1,664.68	14,000.00	-25.30	-28.57
8. Charges for the use of intellectual services	1,374.11	11,050.00	623.06	5,240.00	120.54	110.88
9. Telecommunication, Computer and information services	6,088.34	48,960.00	3,907.24	32,860.00	55.82	49.00
10. Other business services	21,717.08	174,640.00	36,037.88	303,080.00	-39.74	-42.38
11. Personal, cultural, and recreational services	10.20	82.00	0.00	0.00	100.00	100.00
12. Government services, n.i.e.	8,411.26	67,640.00	6,182.73	51,997.00	36.04	30.08

* Provisional figures based on figures provided by the State Bank of Pakistan.

** Revised by SBP

Note:- SBP has switched over from BPM-5 to BPM 6th addition from July, 2014.

Note:- Dollar value is converted into Rupees on monthly average exchange rate provided by SBP.

July, 2018 (1\$=Rs.124.353414), June, 2018 (1\$=Rs. 118.905517) and July, 2017 (1\$=Rs. 105.424984) respectively.

10.22 Export of Services by Sectors (Detail) (Monthly)

Description	Rs. in Millions Dollars in Thousands									
	* July, 2018		** June, 2018		** July, 2017		% Change in July, 2018 over			
							June, 2018		July, 2017	
	Rs	\$	Rs	\$	Rs	\$	Rs	\$	Rs	\$
Services	50,384.52	405,172.00	50,278.48	422,844.00	43,322.82	410,935.00	0.21	-4.18	16.30	-1.40
1.Manufacturing services on physical inputs owned by others	0.00	0.00	0.00	0.00	0.00	0.00	0.00	0.00	0.00	0.00
1.1 Goods for processing in reporting economy	0.00	0.00	0.00	0.00	0.00	0.00	0.00	0.00	0.00	0.00
1.2 Goods for processing abroad	0.00	0.00	0.00	0.00	0.00	0.00	0.00	0.00	0.00	0.00
2.Maintenance and repair services n.i.e.	24.87	200.00	1.19	10.00	26.36	250.00	1991.63	1900.00	-5.64	-20.00
3. Transport	8,436.14	67,840.00	7,936.94	66,750.00	8,450.87	80,160.00	6.29	1.63	-0.17	-15.37
3.1 Sea transport	476.27	3,830.00	480.38	4,040.00	296.24	2,810.00	-0.85	-5.20	60.77	36.30
3.1.1 Passenger	0.00	0.00	0.00	0.00	0.00	0.00	0.00	0.00	0.00	0.00
3.1.2 Freight	164.15	1,320.00	156.96	1,320.00	28.46	270.00	4.58	0.00	476.67	388.89
3.1.3 Other	312.13	2,510.00	323.42	2,720.00	267.78	2,540.00	-3.49	-7.72	16.56	-1.18
3.2 Air transport	7,539.55	60,630.00	7,210.43	60,640.00	7,530.51	71,430.00	4.56	-0.02	0.12	-15.12
3.1.1 Passenger	4,351.13	34,990.00	4,162.88	35,010.00	4,772.59	45,270.00	4.52	-0.06	-8.83	-22.71
3.1.2 Freight	18.65	150.00	17.84	150.00	164.46	1,560.00	4.58	0.00	-88.66	-90.38
3.1.3 Other	3,169.77	25,490.00	3,029.71	25,480.00	2,593.45	24,600.00	4.62	0.04	22.22	3.62
3.3 Road transport	419.07	3,370.00	246.13	2,070.00	603.03	5,720.00	70.26	62.80	-30.51	-41.08
3.3.1 Passenger	0.00	0.00	0.00	0.00	0.00	0.00	0.00	0.00	0.00	0.00
3.3.2 Freight	419.07	3,370.00	246.13	2,070.00	603.03	5,720.00	70.26	62.80	-30.51	-41.08
3.3.3 Other	0.00	0.00	0.00	0.00	0.00	0.00	0.00	0.00	0.00	0.00
3.4 Rail transport	1.24	10.00	0.00	0.00	0.00	0.00	100.00	100.00	100.00	100.00
3.4.1 Passenger	0.00	0.00	0.00	0.00	0.00	0.00	0.00	0.00	0.00	0.00
3.4.2 Freight	0.00	0.00	0.00	0.00	0.00	0.00	0.00	0.00	0.00	0.00
3.4.3 Other	1.24	10.00	0.00	0.00	0.00	0.00	100.00	100.00	100.00	100.00
3.5 Postal and courier services	0.00	0.00	0.00	0.00	21.08	200.00	0.00	0.00	-100.00	-100.00
3.6 Electricity transmission	0.00	0.00	0.00	0.00	0.00	0.00	0.00	0.00	0.00	0.00
3.7 Other supporting and auxiliary transport service	0.00	0.00	0.00	0.00	0.00	0.00	0.00	0.00	0.00	0.00
4. Travel	4,262.84	34,280.00	3,629.00	30,520.00	2,962.44	28,100.00	17.47	12.32	43.90	21.99
4.1 Business	0.00	0.00	99.88	840.00	21.08	200.00	-100.00	-100.00	-100.00	-100.00
4.1.1 Acquisition of goods and services by border, seasonal, and other short-term workers	0.00	0.00	0.00	0.00	0.00	0.00	0.00	0.00	0.00	0.00
4.1.2 Other	0.00	0.00	99.88	840.00	21.08	200.00	-100.00	-100.00	-100.00	-100.00
4.2 Personal	4,262.84	34,280.00	3,529.12	29,680.00	2,941.36	27,900.00	20.79	15.50	44.93	22.87
4.2.1 Health-related expenditure	27.36	220.00	29.73	250.00	11.60	110.00	-7.97	-12.00	135.91	100.00
4.2.2 Education-related expenditure	73.37	590.00	64.21	540.00	40.06	380.00	14.27	9.26	83.14	55.26
4.2.3 Other	4,162.11	33,470.00	3,435.18	28,890.00	2,889.70	27,410.00	21.16	15.85	44.03	22.11
4.2.3.1 Religious travel	22.51	181.00	1.90	16.00	5.80	55.00	1083.08	1031.25	288.18	229.09
4.2.3.2 Other	4,139.60	33,289.00	3,433.28	28,874.00	2,883.90	27,355.00	20.57	15.29	43.54	21.69
5.Construction services	896.59	7,210.00	475.62	4,000.00	721.11	6,840.00	88.51	80.25	24.33	5.41
5.1 Construction abroad	896.59	7,210.00	475.62	4,000.00	721.11	6,840.00	88.51	80.25	24.33	5.41
5.2 Construction in the compiling economy	0.00	0.00	0.00	0.00	0.00	0.00	0.00	0.00	0.00	0.00
6. Insurance and Pension services	824.46	6,630.00	579.07	4,870.00	199.25	1,890.00	42.38	36.14	313.78	250.79
6.1 Direct Insurance	414.84	3,336.00	446.13	3,752.00	169.21	1,605.00	-7.01	-11.09	145.17	107.85
6.1.1 Life insurance	49.24	396.00	0.00	0.00	1.58	15.00	100.00	100.00	3014.00	2540.00
6.1.2 Freight insurance	0.00	0.00	0.00	0.00	0.00	0.00	0.00	0.00	0.00	0.00
6.1.3 Other direct insurance	365.60	2,940.00	446.13	3,752.00	167.63	1,590.00	-18.05	-21.64	118.10	84.91
6.2 Reinsurance	381.27	3,066.00	104.87	882.00	0.32	3.00	263.55	247.62	120449.40	102100.00
6.3 Auxiliary insurance services	28.35	228.00	28.06	236.00	29.73	282.00	1.04	-3.39	-4.63	-19.15
6.4 Pension and standardized guarantee services	0.00	0.00	0.00	0.00	0.00	0.00	0.00	0.00	0.00	0.00

Contd.

10.22 Export of Services by Sectors (Detail) (Monthly)

Description	Rs. in Millions Dollars in Thousands									
	* July, 2018		** June, 2018		** July, 2017		% Change in July, 2018 over			
							June, 2018		July, 2017	
	Rs	\$	Rs	\$	Rs	\$	Rs	\$	Rs	\$
7. Financial services	497.41	4,000.00	929.84	7,820.00	809.66	7,680.00	-46.51	-48.85	-38.57	-47.92
7.1 Explicitly charged and other financial services	497.41	4,000.00	929.84	7,820.00	809.66	7,680.00	-46.51	-48.85	-38.57	-47.92
7.2 Financial intermediation service charges indirectly measured (FISIM)	0.00	0.00	0.00	0.00	0.00	0.00	0.00	0.00	0.00	0.00
8. Charges for the use of intellectual services	49.74	400.00	118.91	1,000.00	78.01	740.00	-58.17	-60.00	-36.24	-45.95
9. Telecommunication, Computer and information services	10,077.60	81,040.00	11,771.65	99,000.00	9,140.35	86,700.00	-14.39	-18.14	10.25	-6.53
9.1 Telecommunications services	2,855.15	22,960.00	2,833.52	23,830.00	3,457.94	32,800.00	0.76	-3.65	-17.43	-30.00
9.1.1 Call centres	1,043.70	8,393.00	1,300.47	10,937.00	817.68	7,756.00	-19.74	-23.26	27.64	8.21
9.1.2 Telecommunication services	1,811.46	14,567.00	1,533.05	12,893.00	2,640.26	25,044.00	18.16	12.98	-31.39	-41.83
9.2 Computer services	7,208.77	57,970.00	8,917.91	75,000.00	5,645.51	53,550.00	-19.17	-22.71	27.69	8.25
9.2.1 Hardware consultancy services	23.25	187.00	28.42	239.00	44.91	426.00	-18.17	-21.76	-48.22	-56.10
9.2.2 Software consultancy services	3,358.79	27,010.00	3,345.88	28,139.00	3,144.09	29,823.00	0.39	-4.01	6.83	-9.43
9.2.3 Maintenance & repairs of computer	57.08	459.00	22.83	192.00	28.57	271.00	150.02	139.06	99.78	69.37
9.2.4 Export / Import of Computer Software	2,542.78	20,448.00	4,316.15	36,299.00	1,667.82	15,820.00	-41.09	-43.67	52.46	29.25
9.2.5 Other Computer services	1,226.87	9,866.00	1,204.63	10,131.00	760.11	7,210.00	1.85	-2.62	61.41	36.84
9.3 Information services	13.68	110.00	20.21	170.00	36.90	350.00	-32.33	-35.29	-62.93	-68.57
9.3.1 News agency services	8.33	67.00	16.77	141.00	8.43	80.00	-50.31	-52.48	-1.21	-16.25
9.3.2 Other information services	5.35	43.00	3.45	29.00	28.46	270.00	55.07	48.28	-81.21	-84.07
10. Other business services	14,195.19	114,152.00	13,080.08	110,004.00	11,403.82	108,170.00	8.53	3.77	24.48	5.53
10.1 Research and development services	108.19	870.00	101.07	850.00	70.63	670.00	7.04	2.35	53.16	29.85
10.2 Professional and management consulting services	3,428.42	27,570.00	3,252.07	27,350.00	1,951.42	18,510.00	5.42	0.80	75.69	48.95
10.2.1 Legal, accounting, management consulting, and public relations	2,509.45	20,180.00	2,086.79	17,550.00	1,240.85	11,770.00	20.25	14.99	102.24	71.45
10.2.1.1 Legal services	258.66	2,080.00	242.57	2,040.00	186.60	1,770.00	6.63	1.96	38.61	17.51
10.2.1.2 Accounting, auditing, bookkeeping, and tax consulting services	294.72	2,370.00	296.07	2,490.00	136.00	1,290.00	-0.46	-4.82	116.71	83.72
10.2.1.3 Business and management consulting and public relations services	1,956.08	15,730.00	1,548.15	13,020.00	918.25	8,710.00	26.35	20.81	113.02	80.60
10.2.2 Advertising, market research, and public opinion polling	918.97	7,390.00	1,165.27	9,800.00	710.56	6,740.00	-21.14	-24.59	29.33	9.64
10.3 Technical, trade-related and other business services	10,658.58	85,712.00	9,726.95	81,804.00	9,381.77	88,990.00	9.58	4.78	13.61	-3.68
10.3.1 Architectural, engineering, scientific and other technical services	927.68	7,460.00	879.90	7,400.00	510.26	4,840.00	5.43	0.81	81.81	54.13
10.3.2 Waste treatment and de-pollution, agricultural and mining services	6.22	50.00	34.48	290.00	5.27	50.00	-81.97	-82.76	17.95	0.00
10.3.3 Operating leasing services	0.00	0.00	2.38	20.00	0.00	0.00	-100.00	-100.00	0.00	0.00
10.3.4 Trade-related services	38.05	306.00	43.52	366.00	13.71	130.00	-12.56	-16.39	177.65	135.38
10.3.5 Other business services n.i.e.	9,686.63	77,896.00	8,766.67	73,728.00	8,852.54	83,970.00	10.49	5.65	9.42	-7.23
11. Personal, cultural, and recreational services	72.12	580.00	172.41	1,450.00	253.55	2,405.00	-58.17	-60.00	-71.55	-75.88
11.1 Audiovisual and related services	54.72	440.00	118.91	1,000.00	236.68	2,245.00	-53.98	-56.00	-76.88	-80.40
11.1.1 Audiovisual services	54.47	438.00	118.91	1,000.00	236.36	2,242.00	-54.19	-56.20	-76.96	-80.46
11.1.2 Artistic related services	0.25	2.00	0.00	0.00	0.32	3.00	100.00	100.00	-21.36	-33.33
11.2 Other personal, cultural, and recreational services	17.41	140.00	53.51	450.00	16.87	160.00	-67.46	-68.89	3.21	-12.50
12. Government services, n.i.e.	11,047.56	88,840.00	11,583.78	97,420.00	9,277.40	88,000.00	-4.63	-8.81	19.08	0.95
12.1 Embassies and consulates	2,733.29	21,980.00	1,965.51	16,530.00	3,651.92	34,640.00	39.06	32.97	-25.15	-36.55
12.2 Military units and agencies	937.62	7,540.00	2,147.43	18,060.00	867.65	8,230.00	-56.34	-58.25	8.07	-8.38
12.3 Other	7,376.64	59,320.00	7,470.83	62,830.00	4,757.83	45,130.00	-1.26	-5.59	55.04	31.44

* Provisional ** Revised

Note: 1. The data are presented as per BPM6(EBOPS 2010) classification aligned with IMTS 2010 classification

10.23 Import of Services by Sectors (Detail) (Monthly)

Description	Rs. in Millions Dollars in Thousands									
	* July, 2018		** June, 2018		** July, 2017		% Change in July, 2018 over			
							June, 2018		July, 2017	
	Rs	\$	Rs	\$	Rs	\$	Rs	\$	Rs	\$
Services	<u>112,264.02</u>	<u>902,782.00</u>	<u>118,744.16</u>	<u>998,643.00</u>	<u>93,866.72</u>	<u>890,365.00</u>	-5.46	-9.60	19.60	1.39
1.Manufacturing services on physical inputs owned by others	0.00	0.00	0.00	0.00	0.00	0.00	0.00	0.00	0.00	0.00
1.1 Goods for processing in reporting economy	0.00	0.00	0.00	0.00	0.00	0.00	0.00	0.00	0.00	0.00
1.2 Goods for processing abroad	0.00	0.00	0.00	0.00	0.00	0.00	0.00	0.00	0.00	0.00
2.Maintenance and repair services n.i.e.	751.09	6,040.00	718.19	6,040.00	364.77	3,460.00	4.58	0.00	105.91	74.57
3. Transport	42,072.49	338,330.00	42,001.00	353,230.00	36,960.95	350,590.00	0.17	-4.22	13.83	-3.50
3.1 Sea transport	25,124.36	202,040.00	25,435.08	213,910.00	23,011.11	218,270.00	-1.22	-5.55	9.18	-7.44
3.1.1 Passenger	0.00	0.00	0.00	0.00	0.00	0.00	0.00	0.00	0.00	0.00
3.1.2 Freight	23,234.19	186,840.00	23,633.66	198,760.00	20,820.38	197,490.00	-1.69	-6.00	11.59	-5.39
3.1.3 Other	1,890.17	15,200.00	1,801.42	15,150.00	2,190.73	20,780.00	4.93	0.33	-13.72	-26.85
3.2 Air transport	16,522.84	132,870.00	16,209.20	136,320.00	13,580.85	128,820.00	1.93	-2.53	21.66	3.14
3.1.1 Passenger	13,525.92	108,770.00	12,933.35	108,770.00	10,777.60	102,230.00	4.58	0.00	25.50	6.40
3.1.2 Freight	2,104.06	16,920.00	2,586.19	21,750.00	2,166.48	20,550.00	-18.64	-22.21	-2.88	-17.66
3.1.3 Other	892.86	7,180.00	689.65	5,800.00	636.77	6,040.00	29.46	23.79	40.22	18.87
3.3 Road transport	67.90	546.00	149.94	1,261.00	225.93	2,143.00	-54.72	-56.70	-69.95	-74.52
3.3.1 Passenger	0.00	0.00	0.00	0.00	0.00	0.00	0.00	0.00	0.00	0.00
3.3.2 Freight	67.90	546.00	149.94	1,261.00	152.13	1,443.00	-54.72	-56.70	-55.37	-62.16
3.3.3 Other	0.00	0.00	0.00	0.00	73.80	700.00	0.00	0.00	-100.00	-100.00
3.4 Rail transport	36.56	294.00	80.74	679.00	81.92	777.00	-54.72	-56.70	-55.37	-62.16
3.4.1 Passenger	36.56	294.00	80.74	679.00	81.92	777.00	-54.72	-56.70	-55.37	-62.16
3.4.2 Freight	0.00	0.00	0.00	0.00	0.00	0.00	0.00	0.00	0.00	0.00
3.4.3 Other	0.00	0.00	0.00	0.00	0.00	0.00	0.00	0.00	0.00	0.00
3.5 Postal and courier services	320.83	2,580.00	126.04	1,060.00	61.15	580.00	154.55	143.40	424.69	344.83
3.6 Electricity transmission	0.00	0.00	0.00	0.00	0.00	0.00	0.00	0.00	0.00	0.00
3.7 Other supporting and auxiliary transport service	0.00	0.00	0.00	0.00	0.00	0.00	0.00	0.00	0.00	0.00
4. Travel	27,959.62	224,840.00	25,084.31	210,960.00	24,377.42	231,230.00	11.46	6.58	14.69	-2.76
4.1 Business	129.33	1,040.00	478.00	4,020.00	459.65	4,360.00	-72.94	-74.13	-71.86	-76.15
4.1.1 Acquisition of goods and services by border, seasonal, and other short-term workers	0.00	0.00	0.00	0.00	0.00	0.00	0.00	0.00	0.00	0.00
4.1.2 Other	129.33	1,040.00	478.00	4,020.00	459.65	4,360.00	-72.94	-74.13	-71.86	-76.15
4.2 Personal	27,830.29	223,800.00	24,606.31	206,940.00	23,917.77	226,870.00	13.10	8.15	16.36	-1.35
4.2.1 Health-related expenditure	29.84	240.00	55.89	470.00	8.43	80.00	-46.60	-48.94	253.86	200.00
4.2.2 Education-related expenditure	1,183.84	9,520.00	1,731.26	14,560.00	1,159.67	11,000.00	-31.62	-34.62	2.08	-13.45
4.2.3 Other	26,616.60	214,040.00	22,819.16	191,910.00	22,749.66	215,790.00	16.64	11.53	17.00	-0.81
4.2.3.1 Religious travel	13,807.95	111,038.00	11,160.59	93,861.00	7,940.29	75,317.00	23.72	18.30	73.90	47.43
4.2.3.2 Other	12,808.65	103,002.00	11,658.57	98,049.00	14,809.36	140,473.00	9.86	5.05	-13.51	-26.67
5.Construction services	17.41	140.00	64.21	540.00	2.11	20.00	-72.89	-74.07	725.68	600.00
5.1 Construction abroad	0.00	0.00	0.00	0.00	0.00	0.00	0.00	0.00	0.00	0.00
5.2 Construction in the compiling economy	17.41	140.00	64.21	540.00	2.11	20.00	-72.89	-74.07	725.68	600.00
6. Insurance and Pension services	2,618.88	21,060.00	2,460.87	20,696.00	1,247.18	11,830.00	6.42	1.76	109.98	78.02
6.1 Direct Insurance	851.07	6,844.00	502.73	4,228.00	276.11	2,619.00	69.29	61.87	208.24	161.32
6.1.1 Life insurance	16.66	134.00	0.00	0.00	8.33	79.00	100.00	100.00	100.07	69.62
6.1.2 Freight insurance	634.20	5,100.00	416.88	3,506.00	137.05	1,300.00	52.13	45.46	362.74	292.31
6.1.3 Other direct insurance	200.21	1,610.00	85.85	722.00	130.73	1,240.00	133.21	122.99	53.15	29.84
6.2 Reinsurance	1,708.37	13,738.00	1,889.29	15,889.00	950.62	9,017.00	-9.58	-13.54	79.71	52.36
6.3 Auxiliary insurance services	59.44	478.00	68.85	579.00	20.45	194.00	-13.66	-17.44	190.63	146.39
6.4 Pension and standardized guarantee services	0.00	0.00	0.00	0.00	0.00	0.00	0.00	0.00	0.00	0.00

Contd.

10.23 Import of Services by Sectors (Detail) (Monthly)

Description	Rs. in Millions Dollars in Thousands									
	* July, 2018		** June, 2018		** July, 2017		% Change in July, 2018 over			
							June, 2018		July, 2017	
	Rs	\$	Rs	\$	Rs	\$	Rs	\$	Rs	\$
7. Financial services	1,243.53	10,000.00	1,664.68	14,000.00	967.80	9,180.00	-25.30	-28.57	28.49	8.93
7.1 Explicitly charged and other financial services	1,243.53	10,000.00	1,664.68	14,000.00	967.80	9,180.00	-25.30	-28.57	28.49	8.93
7.2 Financial intermediation service charges indirectly measured (FISIM)	0.00	0.00	0.00	0.00	0.00	0.00	0.00	0.00	0.00	0.00
8. Charges for the use of intellectual services	1,374.11	11,050.00	623.06	5,240.00	2,072.66	19,660.00	120.54	110.88	-33.70	-43.79
9. Telecommunication, Computer and information services	6,088.34	48,960.00	3,907.24	32,860.00	3,617.13	34,310.00	55.82	49.00	68.32	42.70
9.1 Telecommunications services	2,433.60	19,570.00	807.37	6,790.00	648.36	6,150.00	201.42	188.22	275.34	218.21
9.1.1 Call centres	1.24	10.00	13.32	112.00	0.11	1.00	-90.66	-91.07	1079.54	900.00
9.1.2 Telecommunication services	2,432.35	19,560.00	794.05	6,678.00	648.26	6,149.00	206.32	192.90	275.21	218.10
9.2 Computer services	3,465.73	27,870.00	2,847.79	23,950.00	2,848.58	27,020.00	21.70	16.37	21.67	3.15
9.2.1 Hardware consultancy services	0.00	0.00	0.00	0.00	13.39	127.00	0.00	0.00	-100.00	-100.00
9.2.2 Software consultancy services	1,199.64	9,647.00	1,012.24	8,513.00	967.80	9,180.00	18.51	13.32	23.95	5.09
9.2.3 Maintenance & repairs of computer	31.71	255.00	22.12	186.00	89.19	846.00	43.38	37.10	-64.45	-69.86
9.2.4 Export / Import of Computer Software	2,057.92	16,549.00	1,598.45	13,443.00	1,726.02	16,372.00	28.75	23.10	19.23	1.08
9.2.5 Other Computer services	176.46	1,419.00	214.98	1,808.00	52.19	495.00	-17.92	-21.52	238.14	186.67
9.3 Information services	189.02	1,520.00	252.08	2,120.00	120.18	1,140.00	-25.02	-28.30	57.27	33.33
9.3.1 News agency services	185.78	1,494.00	245.90	2,068.00	88.98	844.00	-24.45	-27.76	108.80	77.01
9.3.2 Other information services	3.23	26.00	6.18	52.00	31.21	296.00	-47.71	-50.00	-89.64	-91.22
10. Other business services	21,717.08	174,640.00	36,037.88	303,080.00	20,649.59	195,870.00	-39.74	-42.38	5.17	-10.84
10.1 Research and development services	8.70	70.00	8.32	70.00	7.38	70.00	4.58	0.00	17.95	0.00
10.2 Professional and management consulting services	838.14	6,740.00	1,368.60	11,510.00	960.42	9,110.00	-38.76	-41.44	-12.73	-26.02
10.2.1 Legal, accounting, management consulting, and public relations	669.02	5,380.00	834.72	7,020.00	799.12	7,580.00	-19.85	-23.36	-16.28	-29.02
10.2.1.1 Legal services	397.93	3,200.00	160.52	1,350.00	120.18	1,140.00	147.90	137.04	231.10	180.70
10.2.1.2 Accounting, auditing, bookkeeping, and tax consulting services	34.82	280.00	73.72	620.00	14.76	140.00	-52.77	-54.84	135.91	100.00
10.2.1.3 Business and management consulting and public relations services	236.27	1,900.00	600.47	5,050.00	664.18	6,300.00	-60.65	-62.38	-64.43	-69.84
10.2.2 Advertising, market research, and public opinion polling	169.12	1,360.00	533.89	4,490.00	161.30	1,530.00	-68.32	-69.71	4.85	-11.11
10.3 Technical, trade-related and other business services	20,870.23	167,830.00	34,660.96	291,500.00	19,681.79	186,690.00	-39.79	-42.43	6.04	-10.10
10.3.1 Architectural, engineering, scientific and other technical services	516.07	4,150.00	1,833.52	15,420.00	3,508.54	33,280.00	-71.85	-73.09	-85.29	-87.53
10.3.2 Waste treatment and de-pollution, agricultural and mining services	1.24	10.00	0.00	0.00	0.00	0.00	100.00	100.00	100.00	100.00
10.3.3 Operating leasing services	1,297.01	10,430.00	1,323.42	11,130.00	1,756.38	16,660.00	-2.00	-6.29	-26.15	-37.39
10.3.4 Trade-related services	2.98	24.00	216.53	1,821.00	3.90	37.00	-98.62	-98.68	-23.49	-35.14
10.3.5 Other business services n.i.e.	19,052.93	153,216.00	31,287.49	263,129.00	14,412.97	136,713.00	-39.10	-41.77	32.19	12.07
11. Personal, cultural, and recreational services	10.20	82.00	0.00	0.00	80.65	765.00	100.00	100.00	-87.36	-89.28
11.1 Audiovisual and related services	2.74	22.00	0.00	0.00	30.05	285.00	100.00	100.00	-90.89	-92.28
11.1.1 Audiovisual services	2.74	22.00	0.00	0.00	29.62	281.00	100.00	100.00	-90.77	-92.17
11.1.2 Artistic related services	0.00	0.00	0.00	0.00	0.42	4.00	0.00	0.00	-100.00	-100.00
11.2 Other personal, cultural, and recreational services	7.46	60.00	0.00	0.00	50.60	480.00	100.00	100.00	-85.26	-87.50
12. Government services, n.i.e.	8,411.26	67,640.00	6,182.73	51,997.00	3,526.47	33,450.00	36.04	30.08	138.52	102.21
12.1 Embassies and consulates	1,166.44	9,380.00	1,086.80	9,140.00	578.78	5,490.00	7.33	2.63	101.53	70.86
12.2 Military units and agencies	1.24	10.00	26.16	220.00	2.11	20.00	-95.25	-95.45	-41.02	-50.00
12.3 Other	7,243.59	58,250.00	5,069.77	42,637.00	2,945.57	27,940.00	42.88	36.62	145.91	108.48

* Provisional ** Revised

Note: 1. The data are presented as per BPM6(EBOPS 2010) classification aligned with IMTS 2010 classification



MONTHLY BULLETIN OF STATISTICS 2019

January

Government of Pakistan
Ministry of Planning Development & Reform
Pakistan Bureau of Statistics



PBS-22(01/2019) Vol. 67
100



MONTHLY BULLETIN OF STATISTICS 2019

January

**Government of Pakistan
Ministry of Planning Development & Reform
Pakistan Bureau of Statistics**

Price Rs. 600.00

MR. ZAFAR HASAN
Secretary

Government of Pakistan
Ministry of Planning
Development & Reform

'P' Block,
Pakistan Secretariat,
Islamabad.

Tel : 051-9212831 - 9206444
Fax: 051-9202704
E-mail: secretary@pc.gov.pk

MR. MOHAMMAD SARWAR GONDAL
Member (Resource Management)

Government of Pakistan
Pakistan Bureau of Statistics

Statistics House
21-Mauve Area
G-9/1
Islamabad.

Tel : 051-9106652
Fax: 051-9106518
E-mail: member_ss@pbs.gov.pk

P R E F A C E

The Bulletin of Statistics, Monthly Publication of the Pakistan Bureau of Statistics provide important statistics in respect of social, economic and financial sectors of the economy at aggregate as well as sectoral levels. The Bulletin contains data relating to Population, National Accounts, Agriculture, Manufacturing, Prices, Balance of Payments, Public Finance, Education, Energy & Mining, Foreign Economic Assistance, Foreign Trade, Health, Insurance, Labour, Transport & Communication, Social & Culture ect. It also provides different types of indices on agriculture, manufacturing, prices, trade and labour productivity. Charts and graphs have also been provided to selected tables to make the data readily intelligible.

2. The Bulletin contains data on monthly and in some instances on annual basis. The annual data series are on fiscal year basis i.e. from July to June unless otherwise specified. Monthly data series of trade and industry are published with a time lag of 45 days required for data collection, compilation, cleaning, processing, tabulating and printing. Figures may not add up to the totals owing to rounding. Statistics that are compiled in the Pakistan Bureau of Statistics are presented without citation whereas those compiled by other agencies carry a source note below the tables.

3. Efforts have been made to produce this Bulletin as a comprehensive, informative and useful document for decision makers, researchers, planners, economists and other groups of beneficiaries. It is hoped that the users will find this Bulletin useful.

4. Suggestions for further improvement will be highly appreciated and welcomed.

ZAFAR HASAN
Secretary

PAKISTAN BUREAU OF STATISTICS
STATISTICS HOUSE, 21-MAUVE AREA
G-9/1 - ISLAMABAD
Website: www.pbs.gov.pk

		<u>Office</u>	<u>Residence</u>
Dr. Bahrawar Jan	Deputy Director General	051-9106550 Fax:051-9106577	051-9101294
Mr. Ayazuddin	Deputy Director General	051-9106552	051-9242232
Mr. Ismail Khan	Deputy Director General	051-9106555 Fax:051-9106556	051-9101162
Mr. Khalid Hussain Bhatti	Deputy Director General	051-9106583	051-4440906
Mr. Ghulam Muhammad	Director	051-9106559	0300-9562558
Mr. Fazil Mehmood Baig	Director	051-9106575	0333-5159850
Mr. Shaukat Ali Khan	Director	051-9106557	--
Mr. Attiq-ur-Rehman	Director	051-9106553 Fax:051-9106546	0346-9579700
Mr. Munwar Ali Ghanghro	Director	051-9106554	0333-7145366
Mrs. Rabia Awan	Director	051-9106581	051-4444696
Mrs. Rizwana Siddique	Director	051-9106545	0333-5221042
Mr. Rizwan Bashir	Director	051-9106530	--

TRAINING WING

Syed Abdul Qader Shah	Director	051-9205390 Fax:051-9205390	--
-----------------------	----------	--------------------------------	----

PAKISTAN BUREAU OF STATISTICS
1-B, SINDHI MUSLIM COOPERATIVE HOUSING SOCIETY
KARACHI – 74400
E-mail: khifbs@khi.comsats.net.pk

Mr. Muhammad Ali Shaikh	Deputy Director General	021-99225205	--
Mr. Shaukat Zaman	Director	021-99225209 Fax:021-99225202	0300-5052450
Mr. Abrar Hussain	Director	021-99225217	--
Mr. Khawaja Mazhar Jamal	Joint Census Commissioner	021-99225210 Fax:99225219	0321-2516265

PAKISTAN BUREAU OF STATISTICS
USAID BUILDING GURU MANGAT ROAD
GULBERG-III, LAHORE
E-mail: lhrfbs@lhr.comsats.net.pk

Mr. Rana Iqbal	Director	042-99263267 Fax:042-99263267	--
----------------	----------	----------------------------------	----

(Regional Office) LAHORE

Mr. Muhammad Shahid	Chief Statistical Officer	042-99263266 Fax:042-99263266	0345-4169987
---------------------	---------------------------	----------------------------------	--------------

(Regional Office) KARACHI

Mr. Faraz Muslim	Statistical Officer	021-99225214	0333-3028006
------------------	---------------------	--------------	--------------

(Regional Office) PESHAWAR

Mr. Hasan Khan	Chief Statistical Officer	091-9213097 Fax:091-9213098	0333-9117508
----------------	---------------------------	--------------------------------	--------------

(Regional Office) QUETTA

Mr. Ghulam Rasool	Chief Statistical Officer	081-9239804 Fax:081-9239804	--
-------------------	---------------------------	--------------------------------	----

(Presentation, Reproduction & Printing) KARACHI
pbskarachipp@gmail.co

Mr. Shakeel Qadeer	Chief System Analyst	021-99225220	021-35836029
Mr. Abdul Haque	Chief Statistical Officer	021-99225215	--

CONTENTS

**	KEY INDICATORS	III
1.	BALANCE OF PAYMENT	
1.1	Country wise Workers Remittances	01
1.2	Month wise Workers Remittances	04
1.3	Exchange Rates Pak. Rupees in Terms of one Unit of Foreign Currency	05
2.	CLIMATE	
2.1	Temperature at Selected Stations	07
2.2	Rainfall at Selected Stations	09
3.	ENERGY & MINING	
3.1	Production of Crude Oil	11
3.2	Production of Natural Gas	15
3.3	Company Wise Production of Crude Oil and Natural Gas	20
3.4	Province Wise Production of Crude Oil and Natural Gas	20
3.5	Production of Crude Oil, Natural Gas and Electricity	21
3.6	Mineral Production	22
4.	HEALTH	
4.1(a)	Monthly Immunization Coverage Number of Doses Administered (0-11 month) Children	25
4.1(b)	Monthly Immunization Coverage Number of Doses Administered (12-23 months) Children	27
4.1(c)	Monthly Immunization Coverage Number of T.T Doses Administered to Women	28
4.2	Monthly Report of HIV Treatment Centre	29
4.3(a)	Registered Veterinary Medical Practitioner with PVMC	30
4.3(b)	Registered Animal Husbandry Graduate with PVMC	31
4.4	Tuberculosis Report (FTI)	32
5.	MANUFACTURING	
5.1	Quantum Index Numbers of Large-scale Manufacturing Industries	33
5.2	Production of Manufacturing Items	35
6.	MONEY & CREDIT	
6.1	Reserve Money	49
7.	PRICE	
7.1	Price Indices (General) with Percentage Change	53
7.2	Combined Sensitive Price Indicator (SPI) by Quantile	54
7.3	Combined Consumer Price Index Numbers by Commodity Groups	55
7.4	Consumer Price Index Numbers by Major Groups and Selected Commodities	56
7.5	Combined Consumer Price Index Numbers by Quantile and Major Commodity Groups	58
7.6	Combined Consumer Price Index Numbers by Quantile, Major Commodity Group for Selected Cities	59
7.7	Combined Consumer Price Index Numbers by Income Group/City and Commodity Group for all Centres Covered in CPI	62
7.8	Index Numbers of Wholesale Prices by Commodity Groups	63
7.9	Index Numbers of Wholesale Prices by Commodities	64
7.10	Intercity Wholesale Prices of Selected Commodities	74
7.11	Intercity Consumer Prices	116

Contd.

8.	PUBLIC FINANCE	
8.1	Customs Revenue Receipts	173
9.	SOCIAL	
9.1	Data on Traffic Accidents	177
9.2	Data on Telecommunication	180
9.3	Visitors at Archaeological Museums in Pakistan	181
9.4	Visitors at Heritage Sites in Pakistan	182
10.	TRADE	
10.1	Value of Foreign Trade	183
10.2	Exports by Commodity/Group	184
10.3	Imports by Commodity/Group	186
10.4	Exports of Selected Commodities in Dollars	187
10.5	Exports of Selected Commodities in Rupees	189
10.6	Imports of Selected Commodities in Dollars	191
10.7	Imports of Selected Commodities in Rupees	193
10.8	Exports by Economic Categories (Summary)	195
10.9	Exports by Economic Categories (Details)	196
10.10	Imports by Economic Categories (Summary)	197
10.11	Imports by Economic Categories (Details)	198
10.12	Exports by Areas and Countries/Territories	271
10.13	Re-exports by Areas and Countries/Territories	275
10.14	Imports by Areas and Countries/Territories	277
10.15	Re-imports by Areas and Countries/Territories	282
10.16	Annual and Quarterly Terms of Trade and Unit Value Indices of Exports and Imports (1990-91=100)	284
10.17	Index Numbers of Unit Value of Exports by Groups (1990-91=100)	285
10.18	Index numbers of unit value of imports by groups (1990-91=100)	286
10.19	Index Numbers of Quantum of Exports by Groups (1990-91=100)	287
10.20	Index Numbers of Quantum of Imports by Groups (1990-91=100)	288
10.21	Trade in Services (Summary)	289
10.22	Export of Services by Sector (Detail) Monthly	290
10.23	Import of Services by Sector (Detailed) Monthly	292

Regional and Field Offices of Pakistan Bureau of Statistics

Symbols, Abbreviations and Conversions

Selected Publications of Pakistan Bureau of Statistics

Sale Centres where PBS Publications are available

KEY INDICATORS

YEARLY

ECONOMIC INDICATORS

(2017- 2018)

1	Inflation	3.92%
2	Balance of Trade	(-) \$ 37.583billion
3	Value of Exports	\$ 23.212 billion
4	Value of Imports	\$ 60.795 billion
5	Total Workers Remittances	\$ 19622.7 million
6	Reserve Money	Rs.4387828 million
7	Currency in Circulation	Rs.5484630 million
8	Consumer Price Index (CPI with Base 2007-2008)	220.62
9	Agricultural Sector Growth (P)	3.81%
10	Industrial Sector Growth (P)	5.80%
11	Services Sector Growth (P)	6.43%
12	GDP Growth Rate at Constant Basic Prices (Real) (P)	5.79%
13	GNI Growth Rate at Constant Prices (P)	5.33%
14	Per Capita Income (P)	\$ 1640
15	Large Scale Manufacturing Sector (LSMI) Growth	5.38%
16	Quantum Index Number (LSMI with Base 2005-2006)	147.07
17	Imports Duty	Rs.66440.72 million
18	Exports Duty	Rs.180.29 million
19	Foreign Exchange Reserves	\$ 17550 million
20 *	Overall Balance of Payment Surplus/Deficit	\$ -12439 million

SOCIAL INDICATORS

1 **	Population (2017)	207.774520 million
	Male	106.49 million
	Female	101.31 million
2	Natural Growth Rate (PDS- 2007)	1.88%
3 **	Population Growth Rate (2016)	1.89%
4	Dependency Ratio (PDS-2007)	81.5
5 ***	Mean Size of Household (2012-13)	6.3

* BOP as per BPM6 in million USD.

** Economic Survey

*** PSLM Survey

IV

MONTHLY ECONOMIC INDICATORS

November, 2018

1	Value of Exports	\$ 1838.775 million
2	Value of Imports	\$ 4581.354 million
3	Balance of Trade	(-)\$ 2742.579 million

December, 2018

1	Growth in Quantum Index Manufacturing (LSMI)	-1.53%
2	Quantum Index of Manufacturing (LSMI with Base 2005-2006)	136.42
3	Consumer Price Index (CPI with Base 2007-08)	233.78
4	Wholesale Price Index (WPI with Base 2007-08)	247.72
5	Sensitive Price Indicator (SPI with Base 2007-08)	219.71
6	Growth Rate	
	A. CPI	-0.41%
	B. WPI	-0.88%
	C. SPI	-0.02%
7	Exports Duty	Rs.49.82 million
8	Imports Duty	Rs.58213.66 million
9	Reserve Money	Rs.5652153 million
10	Currency in Circulation	Rs.4531098 million
11	Exchange Rate of Pak Rupees in terms of one unit US Dollar	1 \$ =Rs.138.3928
12	Total Workers Remittances (including Hajj & War Compensation)	\$1690.17 million

Source: i) Pakistan Bureau of Statistics.
 ii) State Bank of Pakistan.
 iii) Economic Survey of Pakistan.