

## Contents

- 01: Message from Secretary
- 02: PBS Quick Statistics
- 03: Meeting of Governing Council
- 04: Meetings and Activities



## Message from Secretary

Mr. Zafar Hasan



The work of Planning & Development, Reforms being diverse and expansive in nature largely depends upon Statistics. PBS provides benchmark data on the socio-

economic characteristics of various areas which are highly relevant for planning of the country. Government is committed to strengthen and modernize the country's infrastructure, eradicate poverty and improve life style standard of the marginalized sections of society, provide quality education and healthcare facilities to the masses as well as provide equal development opportunities to bring all the regions of Pakistan at par with each other. This cannot be achieved without reliable Statistical Data as we are involved in many important areas of our economy to uplift the living standard of people. There is a need for devising a strategy for automation of data collection in order to have authentic statistics for better policy making. We are in the process of developing a mechanism to deliver more reliable official figures relating to economy, population, agriculture, trade and other areas.



## PBS Quick Statistics



Population of Pakistan  
**211,500,000**  
at 31 December 2018



Gross Domestic Product  
**+5.3%**  
at 31 December 2018





Consumer Price Index  
**+2.3%**  
at 31 December 2018



Unemployment Rate  
**5.1%**  
at 30 September 2018

## Latest Publications on Website



## Meeting of Governing Council

17<sup>th</sup> Meeting of Governing Council held on 8<sup>th</sup> April, 2019



The Minister for Ministry of Planning, Development and Reforms, Mukhdum Khusro Bakhtyar was chairing the 17<sup>th</sup> meeting of the Governing Council of Pakistan Bureau of Statistics (PBS) here at Islamabad. The Mr. Zafar Hassan, Secretary, Planning, Development and Reforms Division, Members, Governing Council and Senior Officers of the ministry were also present in the meeting.

The minister directed to expedite the process of appointing Chief Statistician and fill the vacant posts of three Members of the PBS. It was decided that the Secretary, Planning, Development and Reforms Division may pursue the case with Secretary, Law & Justice Division enabling the recruitment of vacant posts of Chief Statistician and Functional Members in PBS.

### **PBS Governing Council gives go ahead to rebase the price statistics from FY-2007-8 to FY-2015-16.**

The Council approved the proposal of rebasing the Consumer Price Index (CPI) from FY-2007-8 to FY-2015-16. The rebasing was long overdue and the exercise was completed in December 2017 and Technical Committee has cleared it for presentation in the Council.

During the meeting, various other agenda items were discussed such as Progress on the change of base of National Accounts (CBNA) from FY-2005-06 to FY-2015-16, Briefing on the report of National Accounts Committee, Recommendations of the Technical Sub-Committee for launching of Census

Form-2A subsequent to Census-2017, Recommendations of the Technical Sub-Committee for conduct of Pakistan Demographic Survey (PDS)-2019, Interaction with NADRA, Planning, Development & Reforms for establishing linkages with Municipalities, Union Councils for CRVS, Conduct of Mauza Census-2019 prior to holding of Integrated Agricultural Census and final results of Census-2017 and conduct of 5% Validation Exercise.

## Census of Manufacturing Industries (CMI) 2015-16

*Member (National Account) visited Karachi Chamber of Commerce & Industry (KCCI) on 23rd April, 2019*

Dr. Bahrawar Jan, Deputy Director General (DDG)/ Member National Account (NA) visited Karachi Chamber of Commerce & Industry (KCCI) on 23rd April 2019 and delivered a lecture on “Census of Manufacturing Industries (CMI) 2015-16” to office bearers and members of managing committee of KCCI. Member (NA) solicit support from KCCI and influential members of the business community to augment the coverage in Sindh especially in Karachi. Mr. Junaid Esmail Makda, President KCCI, appreciated the work of PBS with special reference to CMI 2015-16 in Karachi and promised KCCI support in retrieving CMI information in the best interest of the country. The meeting was attended by representatives of different manufacturing associations, representatives of Export Processing Zone, Secretary P&D Sindh, DG Industries Sindh, Director General, BOS Sindh, Deputy Director General, PBS Karachi and Statistical Officer, In charge, R.O, PBS Karachi.



*Mr. Junaid Esmail Makda, President KCCI presenting KCCI souvenir to Dr. Bahrawar Jan, DDG/ Member(NA)*

## Consumer Price Index (CPI) Inflation

for the Month of March, 2019

PBS collects the retail prices and computes the Consumer Price Index (CPI) for a basket of 487 items collected from 40 cities and 76 markets. For each item four (04) quotations are collected from each market on monthly basis. Wholesale price index (WPI), on monthly basis, is compiled from 21 markets and 21 cities for a basket of 463 items. Sensitive price indicator (SPI) is compiled on weekly basis for 53 items from 53 markets of 17 cities.

In March, 2019 the CPI increased by 1.42% WPI increased by 1.70% while SPI increased by 1.57% respectively.

### Trimmed Core Inflation

During the month of March, 2019 over March, 2018, the Year on Year increase in the Trimmed Core Inflation was observed at 7.9% whereas it was 4.1% during March, 2018 over March, 2017.

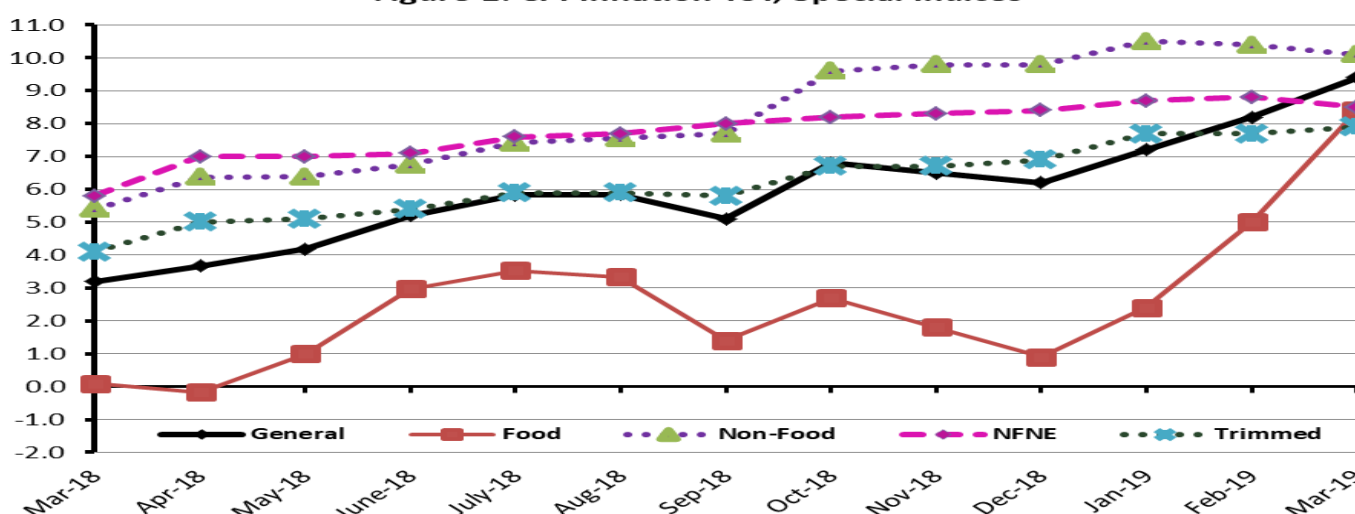
### Non-Food & Non-Energy Core Inflation

During the month of March, 2019 over March, 2018, the Year on Year increase in the Non-food & Non-energy Core Inflation has been observed as 8.5% whereas it was 5.8% during March, 2018 over March, 2017.

## The Consumer Price Index of July-March, 2018-19 has increased by 6.79% over July-March, 2017-18

Groups	Group Weight	INDICES		%Change
		Jul- Mar, 2018-19	Jul-Mar, 2017-18	
<b>General</b>	<b>100.00</b>	<b>233.88</b>	<b>219.01</b>	<b>6.79</b>
Food & Non-Alcoholic Beverages.	34.83	238.99	232.50	2.79
Non-perishable food items	29.84	239.5	228.46	4.83
Perishable food items	4.99	235.88	256.63	-8.09
Alcoholic Beverages & Tobacco	1.41	338.49	308.16	9.84
Clothing & Footwear	7.57	258.55	241.69	6.98
Housing Water, Elec, Gas & Other Fuels	29.41	218.67	200.83	8.88
Furnishing & Household Equipment Maintenance	4.21	248.26	230.77	7.58
Health	2.19	232.77	216.26	7.63
Transport	7.2	208.79	179.43	16.36
Communication	3.22	140.29	133.13	5.38
Recreation & Culture	2.02	213.57	197.59	8.09
Education	3.94	287.53	259.12	10.96
Restaurant & hotel	1.23	299.34	283.76	5.49
Miscellaneous goods & services	2.76	273.14	252.02	8.38

Figure 1: CPI Inflation YoY, Special Indices





## Consumer Price Index (CPI) Inflation

for the Month of April, 2019

In April, 2019 the CPI increased by **1.26%** while WPI increased by **2.33%**.

### Trimmed Core Inflation

During the month of April, 2019 over April, 2018, the Year on Year increase in the Trimmed Core Inflation

was observed at 7.2% whereas it was 5.0% during April, 2018 over April, 2017.

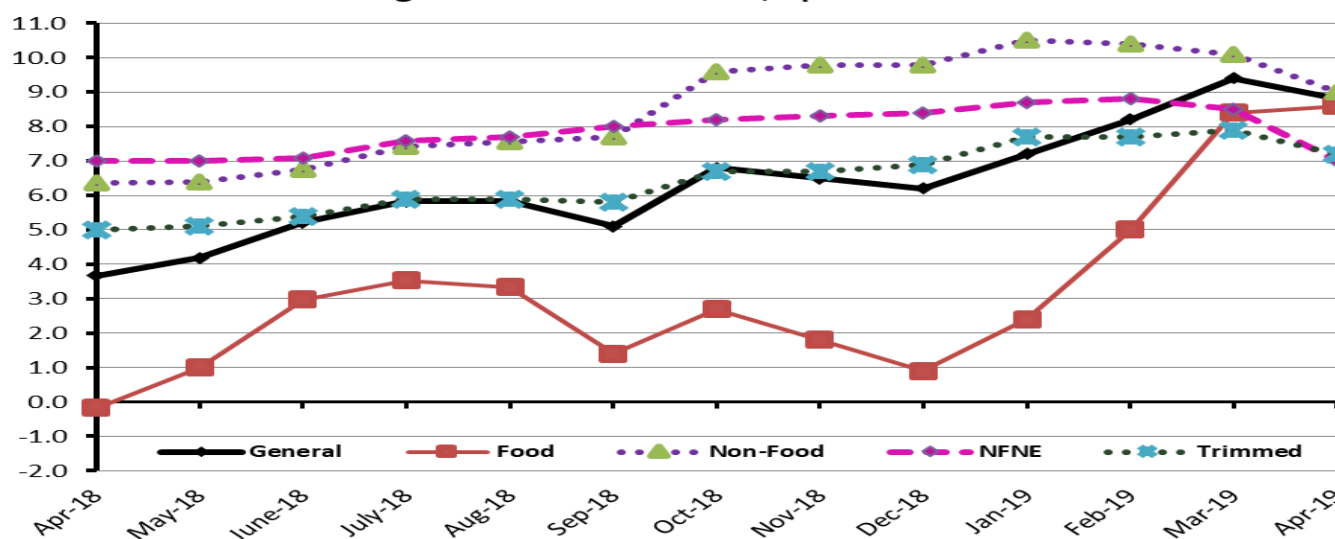
### Non-Food & Non-Energy Core Inflation

During the month of April, 2019 over April, 2018, the Year on Year increase in the Non-food & Non-energy Core Inflation has been observed as 7.0% whereas it was 7.0% during April, 2018 over April, 2017.

## The Consumer Price Index of July-April, 2018-19 has increased by 7.00% over July-April, 2017-18

Groups	Group Weight	INDICES		%Change
		Jul- Apr, 2018-19	Jul-Apr, 2017-18	
<b>General</b>	<b>100.00</b>	<b>234.90</b>	<b>219.54</b>	<b>7.00</b>
Food & Non-Alcoholic Beverages.	34.83	240.25	232.44	3.36
<i>Non-perishable food items</i>	29.84	240.26	228.91	4.96
<i>Perishable food items</i>	4.99	240.19	253.54	-5.27
Alcoholic Beverages & Tobacco	1.41	340.25	309.12	10.07
Clothing & Footwear	7.57	259.23	242.73	6.80
Housing Water, Elec, Gas & Other Fuels	29.41	219.63	201.48	9.01
Furnishing & Household Equipment Maintenance	4.21	249.35	231.62	7.65
Health	2.19	233.66	216.94	7.71
Transport	7.2	209.36	180.23	16.16
Communication	3.22	140.63	133.19	5.59
Recreation & Culture	2.02	214.45	198.62	7.97
Education	3.94	288.51	261.37	10.38
Restaurant & hotel	1.23	300.27	284.49	5.55
Miscellaneous goods & services	2.76	274.27	253.18	8.33

Figure 1: CPI Inflation YoY, Special Indices



## Consumer Price Index (CPI) Inflation

for the Month of May, 2019

In May, 2019 the CPI increased by **0.78%** while WPI increased by **1.43%**.

### Trimmed Core Inflation

During the month of April, 2019 over April, 2018, the Year on Year increase in the Trimmed Core Inflation

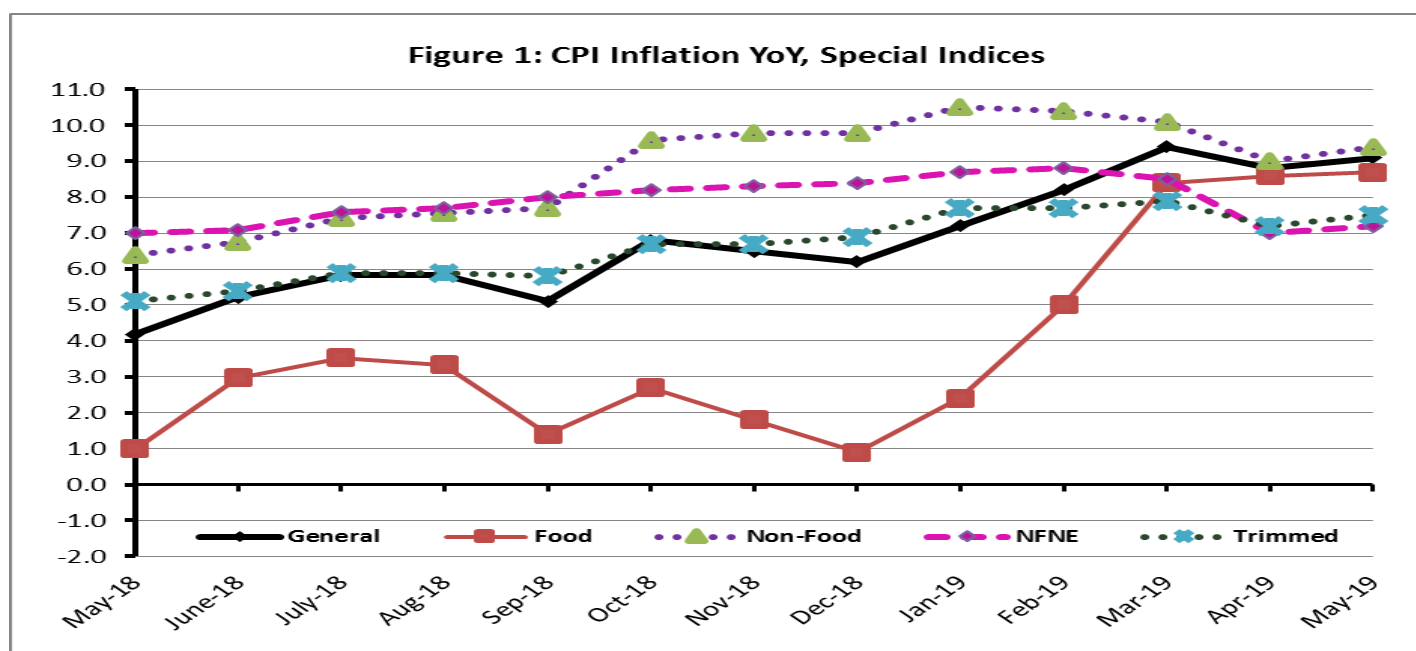
was observed at 7.5% whereas it was 5.1% during April, 2018 over April, 2017.

### Non-Food & Non-Energy Core Inflation

During the month of April, 2019 over April, 2018, the Year on Year increase in the Non-food & Non-energy Core Inflation has been observed as 7.2% whereas it was 7.0% during April, 2018 over April, 2017.

## The Consumer Price Index of July-May, 2018-19 has increased by 7.19% over July-May, 2017-18

Groups	Group Weight	INDICES		%Change
		Apr- May, 2018-19	Apr- May, 2017-18	
<b>General</b>	<b>100.00</b>	<b>235.90</b>	<b>220.07</b>	<b>7.19</b>
Food & Non-Alcoholic Beverages.	34.83	241.55	232.62	3.84
<i>Non-perishable food items</i>	29.84	240.96	229.37	5.05
<i>Perishable food items</i>	4.99	245.07	252.03	-2.76
Alcoholic Beverages & Tobacco	1.41	341.80	309.67	10.38
Clothing & Footwear	7.57	260.11	243.62	6.77
Housing Water, Elec, Gas & Other Fuels	29.41	220.41	202.04	9.09
Furnishing & Household Equipment Maintenance	4.21	250.40	232.38	7.76
Health	2.19	234.53	217.56	7.80
Transport	7.2	210.20	181.04	16.21
Communication	3.22	140.91	133.23	5.77
Recreation & Culture	2.02	215.24	199.51	7.89
Education	3.94	289.30	263.23	9.90
Restaurant & hotel	1.23	301.13	285.24	5.57
Miscellaneous goods & services	2.76	275.28	254.15	8.31



## Release On External Trade Statistics

May, 2019

### Exports from Pakistan

According to the provisional figures compiled by the Pakistan Bureau of Statistics, exports from Pakistan during May, 2019 amounted to Rs. 306,303 million (provisional) as against Rs. 295,541 million (provisional) in April, 2019 and Rs. 246,907 million during May, 2018 showing an increase of 3.64% over April, 2019 and of 24.06% over May, 2018.

Main commodities of exports during May, 2019 were Knitwear (Rs. 39,914 million), Readymade garments (Rs. 36,862 million), Bed wear (Rs. 27,440 million), Cotton cloth (Rs. 24,376 million), Rice others (Rs. 20,495 million), Cotton yarn (Rs. 15,552 million), Rice Basmati (Rs. 12,021 million), Towels (Rs. 10,570 million), Fish & Fish preparations (Rs. 8,462 million) and Made-up articles (excl. towels & bed wear) (Rs. 8,459 million).

### Imports into Pakistan

Imports into Pakistan during May, 2019 amounted to Rs. 734,578 million (provisional) as against Rs. 670,895 million (provisional) in April, 2019 and Rs. 667,562 million during May, 2018 showing an increase of 9.49% over April, 2019 and by 10.04% over May, 2018.

Main commodities of imports during May, 2019 were Petroleum products (Rs. 73,301 million), Aircrafts, ships and boats (Rs. 64,499 million), Petroleum crude (Rs. 55,264 million), Natural gas, liquified (Rs. 49,003 million), Plastic materials (Rs. 31,362 million), Iron & steel (Rs. 28,819 million), Palm oil (Rs. 24,287 million), Electrical machinery and apparatus (Rs. 21,726 million), Power generating machinery (Rs. 21,025 million) and Iron and steel scrap (Rs. 17,489 million).

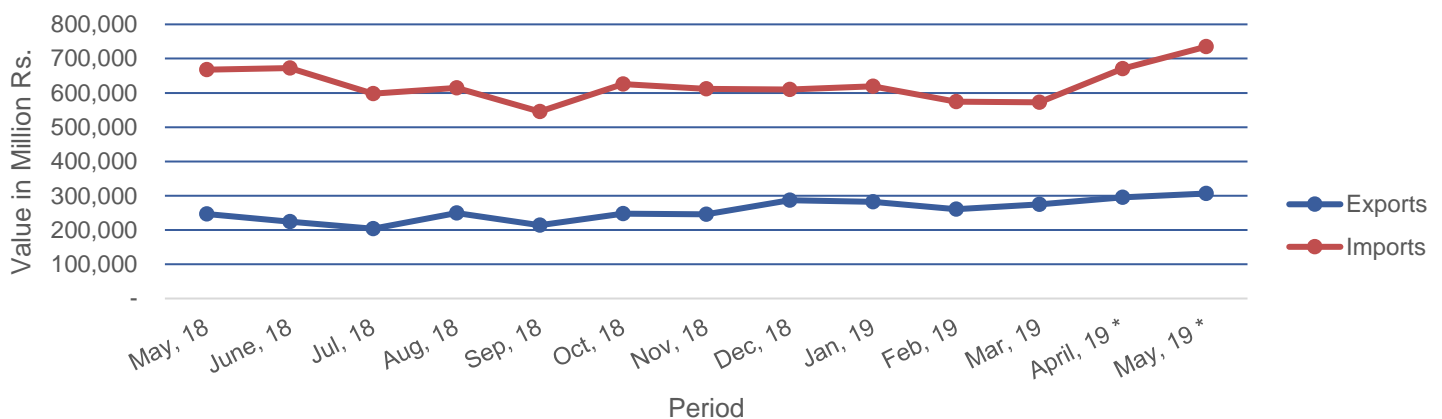
### Exports/ Imports data for the Period of May, 2018 to May, 2019

Values in million Rs.

Period	Exports	Imports	Balance of Trade
May, 18	246,907	667,562	-420,655
June, 18	223,786	672,112	-448,326
Jul, 18	203,653	597,828	-394,175
Aug, 18	249,240	614,126	-364,886
Sep, 18	213,771	545,496	-331,725
Oct, 18	247,217	626,031	-378,814
Nov, 18	245,484	611,630	-366,146
Dec, 18	286,802	609,596	-322,794
Jan, 19	282,179	619,586	-337,407
Feb, 19	260,592	574,036	-313,444
Mar, 19	274,761	572,815	-298,054
April, 19 *	295,541	670,895	-375,354
May, 19 *	306,303	734,578	-428,275

\*Provisional Statistics

### External Trade Statistics



## 2<sup>nd</sup> Meeting of Coordination Committee of Mineral Statistics

Meeting Held on 1<sup>st</sup> April, 2019

Energy & Mining Statistics section has convened second Coordination Committee meeting of mineral statistics at PBS, HQ under the Chairmanship Dr. Bharawar Jan, Deputy Director General / Member National Accounts apprised the forum regarding importance of mining data. Thereafter, Director (National Accounts) highlighted functionalities and strengthens of PBS and invited Director (E&M) Mr. Rizwan Bashir to give a detailed presentation stating problems faced in compilation of mineral data. The meeting culminated with vote of thanks and commitment to improve data both in quality and coverage.



## Compendium on Gender Statistics of Pakistan - 2019

June, 2019

"Compendium on Gender Statistics of Pakistan - 2019" fifth update in the series is under preparation by the Social Statistics section of PBS. The report covers information/data relating to Population, Fertility & Mortality, Household & Family Structure, Health Profile, Family Planning, Education, Labour & Manpower, Employment Trends & Women role in public life. Draft report has finalized and expected to be printed shortly

after approval of the competent authority. Soon after the approval publication of this compendium will be available on the PBS website i.e. <http://www.pbs.gov.pk>

## Micro Data available at PBS Website

The Micro Data for following surveys is available

- LFS 2010 -15 Microdata
- PSLM 2015-16 HIES / HIICS Microdata
- PSLM 2014-15 Provincial / District Microdata
- PSLM 2013-14 Social & HIES Microdata Microdata
- PSLM 2012-13 Microdata
- PSLM 2011-12 Social & HIES Microdata
- PSLM 2010-11 HIES Microdata
- PSLM 2010-11 District Microdata
- PSLM 2008-09 Provincial / District Microdata
- PSLM 2007-08 Social & HIES Microdata
- PSLM 2006-07 Provincial / District Microdata
- PSLM 2005-06 Social & HIES Microdata
- PSLM 2004-05 CIWQ Microdata
- PSLM 2004-05 HIES Microdata

<http://www.pbs.gov.pk/content/microdata>

## Retirements

Mr. Niaz Muhammad, JCC	[03-04-2019]
Mr. Muhammad Nawaz Arshad, JACC	[15-04-2019]
Mr. Zaheer Ahmad, DCC	[08-04-2019]
Mr. Muhammad Haroon, DD(Admn)	[01-04-2019]
Mr. Muhammad Zaiwar, CSO	[11-04-2019]
Mr. Ahtesham Hassan, CSA	[09-05-2019]
Mr. Muhammad Ikram ul Haq, SO	[04-04-2019]
Mr. Ali Akber Mughal, SO	[04-04-2019]
Mr. Nasima Sheikh, SO	[14-04-2019]
Mr. Gulzar Ali, SO	[10-05-2019]
Mr. Zeeshan Ahmed, SO	[15-05-2019]
Mr. Mushtaque Ahmed, SO	[10-06-2019]
Mr. Zia Ul Haq, SO	[11-06-2019]
Mr. Muhammad Ibrahim, SO	[15-06-2019]
Mr. Muhammad Hanif, SO	[16-06-2019]
Mr. Mukhtar Ahmed Khan, Superintendent	[20-04-2019]
Mr. Muhammad Saleem, APS	[15-06-2019]



## Workshop/ Training Participation by PBS

April - June, 2019

**Workshop on “Women as Agents of Change in Achieving Sustainable Development Goals (SDG's) in Central and West Asia”.**

Asian Development Bank (ADB) organized a workshop on “Women as Agents of Change in Achieving Sustainable Development Goals (SDG's) in Central and West Asia” w.e.f. 16 - 17 April 2019, at Tashkent, Uzbekistan.

The main objectives of the workshop was to showcase how ADB investments in the region are helping empower women, enhancing their role as agents of change in achieving Sustainable Development, to exchange the experiences in achieving SDG5: Achieve Gender Equality and Empower all women and girls, and recommendations to accelerate progress in gender equality in Central and West Asia. Mrs. Rabia Awan Director PBS and

National focal person for SDGs was attended the workshop and presented PBS work on integrating SDGs in the ongoing surveys especially for covering Gender related indicators of SDG Goal 5.



*Ms. Rabia Awan, Director, Sample Design participating in the Group Discussion session of the workshop.*

The workshop help to streamline the Gender in the National Surveys & give guidelines for mainstreaming gender in all aspects of life.



**Sub-Regional Workshop on Women as Agents of Change in Achieving Sustainable Development Goals in Central and West Asia**  
16 – 17 April 2019 • Tashkent, Uzbekistan





## Orientation Workshop on "Global Adult Tobacco Survey (GATS) 2019"

World Health Organization (WHO) in collaboration with Center of Disease Control (CDC), USA and Ministry of National Health Services & Coordination planned to conduct Global Adult Tobacco Survey (GATS) 2019 in Pakistan. This will be the Second round of GATS in Pakistan, first round was conducted by PBS in 2013-14 and data was collected electronically through hand held devices IPADs. GATS were conducted in 34 countries between 2008-2018.

For purpose of conducting GATS second Round in different countries an orientation workshop was held in Atlanta USA w.e.f 20-05-2019 to 24-05-2019, it was the first orientation workshop in which following three countries i.e. [Kazakhstan](#), [Mauritania](#) and [Pakistan](#) participated.

This was the extensive orientation workshop in which Core Questionnaire of the survey was finalized and after detail discussion guidelines were made on the survey Sample Design. The survey will be Nationally representative for 15 years and above population conduct for monitor adult tobacco use and determine key tobacco control indicators and to access the implementation of FCTC-recommended policies outlines in the MPOWER package. Data will be collected electronically through tablets.

Group Photo of Participants of Workshop on "Women as



Agents of Change in Achieving Sustainable Development Goals (SDG's) in Central and West Asia"

Ms. Rabia Awan, Director Sample Design being the focal person for GATS attended the workshop and presented the Pakistan situation regarding tobacco use and institutional capacity for conduct of surveys/Census. Detail deliberations were made regarding methodology, Sample Design and questionnaire. Questionnaire was finalized in the meeting and tentative plan for conduct of survey in Pakistan along with development of proposal were discussed in detail.



Ms. Rabia Awan, Director, Sample Design presenting the Pakistan situation regarding tobacco use and institutional capacity for conduct of surveys/Census.

## PBS | Social Media Presence

Useful links to access PBS updates



**Facebook**

<https://www.facebook.com/PakStat>



**Twitter**

<https://twitter.com/PakStat>



**LinkedIn**

<https://www.linkedin.com/company/pakistan-bureau-of-statistics>



**RSS News Feed**

<https://www.pbs.gov.pk/rss.xml>

## Training course on “Demographic Analysis & Population Projection (DAPPS)”

PBS in collaboration with UNFPA organized a training course on “Demographic Analysis & Population Projection (DAPPS) w.e.f. 17 - 21 June 2019, at Statistics House, Pakistan Bureau of Statistics (PBS), Islamabad. The participants from National Institute of Population Studies (NIPS) were also participated along with PBS participants.

The main objectives of the training was to recognize the importance of demographic analysis and population projections, the course was designed to provide training in the fundamental techniques of demographic analysis, data quality evaluation, and population projections using the U.S. Census Bureau's Demographic Analysis and Population Projections System (DAPPS). Estimates of population and key measures of fertility, mortality, and migration was generated as part of the process of calculating population projections at both the national and sub-national levels.



*Mr. Habibullah Khan, Member (C&S) addressing the Training with his opening remarks*

Upon completion of this training, participants presented their individual work in which they explained how they utilize fundamental methods in demographic analysis, evaluation and population projections on census data from 1981, 1998 and 2017 Censuses. Participants also conduct analyses, evaluation and projections of populations using DAPPS at both National and District levels.



*Group Photo of the Trainer and Participants of DAPPS Training held during 17 to 21 June, 2019 at Statistics House*



## Deployment/Trainings of Tablet Based Price Data Collection Software (TPCS) for CPI, WPI, RPI

April - June, 2019

PBS is conducting many Census/Surveys but since long time they all were paper based, DP Centre (Support Services Wing) has take the initiative to develop Android based software for shifting of data collection to tablets for better credibility, monitoring and rapidness of data along with less human interaction in the process.

As a pilot project, Member (Support Services) directed to shift Price Statistics data collection to tablet based data collection system. Sensitive Price Index (SPI), Consumer Price Index (CPI), Wholesale Price index (WPI) and Rural Price Index (RPI) are the base of Price Statistics. SPI data is collected from 17 cities and index is generated every Thursday based on prices of pre-defined basket of 356 items. CPI, WPI & RPI are calculated on monthly basis.

In first phase, with the guidance of Member (SS), software for SPI was successfully developed and deployed all over Pakistan. PBS is now receiving SPI's data on new system since March, 2019.

In the Second phase software for CPI, WPI and RPI was developed in close coordination with stakeholders and after successful in-house testing



Mr. Muhammad Sarwar Gondal, Member (SS/RM) visited Rawalpindi to monitor the field work of TPCS.

of "Tablet Based Price data Collection System (TPCS) " DP center team has experienced a mock exercise in Rawalpindi and Islamabad under the Supervision of Member (SS/IT).



Mr. Muhammad Sarwar Gondal, Member (SS/RM) gracing the opening session of TPCS Training with his presence at PBS, Lahore.

In this context Deployment/Trainings were impacted by the DP center team along with Director(Price) at Lahore, Karachi and Peshawar centers. 127 participants from all over Pakistan attended this training. By the Grace of Allah PBS is now successfully collecting data for all the components of Price Statistics on the newly developed Tablet Based Price Data Collection System (TPCS).



Based Prices Collection System (TPCS) Training Session at PBS, Lahore.





*Mr. Muhammad Sarwar Gondal, Member (SS/RM) visited Lahore to monitor the Tablet Based Prices Collection System Training.*



*1st Quarter Review Meeting of Work Plan - 2019 between PBS and UNFPA in Statistics House, Islamabad.*



*Group Photo of Participants of Tablet Based Prices Collection System Training at PBS, Lahore.*



*Group Photo of Participants of Tablet Based Prices Collection System Training at PBS, Karachi.*



*Group Photo of Participants of Tablet Based Prices Collection System Training at PBS, Peshawar.*



*Data collection of Prices on Tablet Based Prices Collection System at Peshawar.*