



## Contents

- 01: Meeting with Federal Minister's
- 02: Consumer Price Index (CPI)
- 03: Release on External Trade Statistics
- 04: Ongoing PSLM Activities

**Pakistan Bureau of Statistics (PBS)** is the prime official agency of Pakistan, responsible for collection, compilation and dissemination of reliable and timely statistical information to the policy makers, planners and researchers. It publishes a variety of reports, based on primary and secondary data, especially on economics and social aspects of the country.

## Meetings with Federal Ministers Regarding Results and issues of Census-2017

In compliance to Cabinet decision dated 11-2-2020 a Minister's Committee comprising of following has been notified: -

1	<b>Mr. Ali Haider Zaidi,</b> Minister for Maritime Affairs	Convener
2	<b>Dr. Fehmida Mirza,</b> Minister for Inter-Provincial Coordination	Member
3	<b>Mr. Nur-ul-Haq Qadri,</b> Minister for Religious Affairs & Interfaith Harmony	Member
4	<b>Dr. Zubaida Jalal,</b> Minister for Defence Production	Member
5	<b>Dr. Muhammad Farogh Naseem,</b> Minister for Law & Justice	Member

The committee shall deliberate and make recommendations for finalization of the results of Census-2017 and submit its report within a period of two months.



1<sup>st</sup> meeting of the committee was held on 3rd March, 2020 in the committee room at the office of Minister for Maritime Affairs. Mr. Muhammad Sarwar Gondal, Member (SS/RM), lead his team of PBS's officers comprising of Ms. Rabia Awan, Director, Mr. Yasir Ishfaq, Chief System Analyst, Mr. Saeed Ahmed, ACC, and Mr. Liaquat Ali Chattha, FMO.

Meeting started with the recitation of few verses from the holy Quran by Minister for Religious Affairs & Inter Faith Harmony. At the outset of the meeting Mr. Muhammad Sarwar Gondal, Member (RM/SS) give detailed briefing to the committee on Census – 2017 including methodology adopted, field operation, data collection, data processing etc. regarding. Other issues regarding conduct of 5% validation exercise and approval of final results of Census-2017 were highlighted by the Member (SS/RM). Chairman desired that some background material may be provided to him for his knowledge, which has been provided.



*Mr. Sarwar Gondal, Member (RM/SS) giving briefing to Minister's Committee held on 3<sup>rd</sup> March, 2020 at committee room at the office of Minister for Maritime Affairs.*

## First (1<sup>st</sup>) Meeting of Technical Committee for Change of Base of Trade Indices

Held on 17<sup>th</sup> Mar, 2020

Since its inception, PBS has been giving utmost importance to Trade Statistics. Trade Statistics Section of PBS is responsible for compilation and dissemination of trade figures as well as computation of trade indices. Indices of External Trade statistics of Pakistan are being compiled regularly since 1947. In the past, the trade indices series were computed with 1954-55, 1960-61, 1969-70, 1975-76, 1980-81 as base year. Presently trade indices are being computed with base year 1990-91. The base year has now been proposed to be changed to 2017-18.

In order to accomplish the job of change of base year for computation of Trade Indices, a Technical Committee under the chairmanship of worthy Secretary/ Chief Statistician, PD&SI/ PBS has been constituted to review the present methodology of computation of trade indices and proposed methodology for base 2017-18.

The first meeting of Technical Committee for change of base of trade indices was held under the Chairmanship of **Mr. Zafar Hasan, Secretary/ Chief Statistician, PD&SI/ PBS** on 17.03.2020 in the Committee Room of Planning & Development Division, Islamabad. The Chairman welcomed the participants of the meeting. After some general discussion, a multimedia presentation on rebasing of trade indices was given by **Dr. Bahrawar Jan, Member (NA/Trade)**, Pakistan Bureau of Statistics covering all aspects of the Rebasing of Trade Statistics. The chairman invited the participants to furnish comments in writing. Furthermore, PBS was asked to get support of United Nations Statistics Division or some other international organization.

## Release on External Trade Statistics

Feb, 2020

### Exports from Pakistan

According to the provisional figures compiled by the Pakistan Bureau of Statistics, exports from Pakistan during February, 2020 amounted to Rs. 330,188 million (provisional) as against Rs. 305,986 million (provisional) in January, 2020 and Rs. 260,592 million during February, 2019 showing an increase of 7.91% over January, 2020 and of 26.71% over February, 2019.

Main commodities of exports during February, 2020 are given below: -

Values in million Rs.

S.#	Commodity	Volume
1	Readymade Garments	43,282
2	Knitwear	39,854
3	Bed Wear	31,754
4	Cotton Cloth	29,313
5	Rice	19,407
6	Cotton Yarn	15,063
7	Towels	12,267
8	Vegetables	9,983
9	Fruits	9,945
10	Made-up Articles (excl. towels and bed wear)	9,287

Exports during July – February, 2019 - 2020 totaled Rs. 2,439,949 million (provisional) as against Rs. 1,988,938 million during the corresponding period of last year showing an increase of 22.68%.

### Imports into Pakistan

Main commodities of imports during February, 2020 are given below: -

Values in million Rs.

S.#	Commodity	Volume
1	Petroleum Products	97,180
2	Petroleum Crude	35,693
3	Natural Gas Liquefied	32,271
4	Plastic Materials	31,283
5	Raw Cotton	30,010
6	Palm Oil	27,993
7	Power Generating Machinery	22,792
8	Iron and Steel	22,555
9	Electrical Machinery and Apparatus	22,187
10	Iron and Steel Scrap	20,326

Imports into Pakistan during February, 2020 amounted to Rs. 645,648 million (provisional) as against Rs. 639,572 million (provisional) in January, 2020 and Rs. 574,036 million during February 2019 showing an increase of 0.95% over January, 2020 and of 12.48% over February 2019.

Imports during July – February, 2019 - 2020 totaled Rs. 4,915,448 million (provisional) as against Rs. 4,798,328 million during the corresponding period of last year showing an increase of 2.44%.

## Balance of Trade

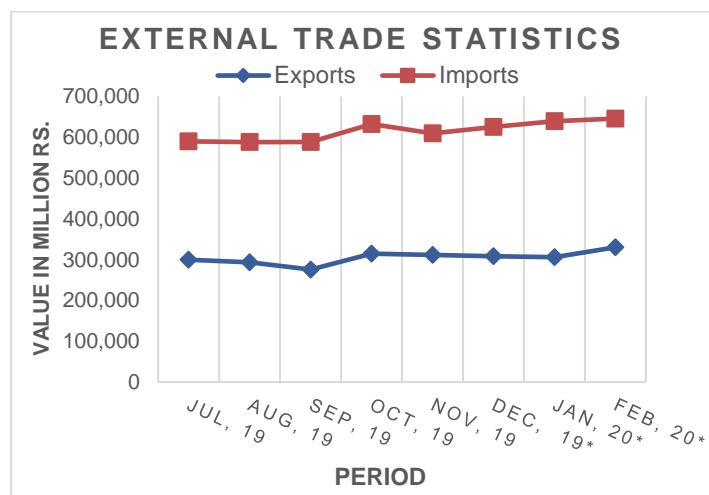
Based on the provisional figures of imports and exports the balance of trade in February, 2020 was (-) 315,460 million in terms of Rupees and (-) 2,045 million in US dollars. The balance of trade figures cumulative from July–February, 2019 -2020 were (-) 2,475,499 million in terms of Rupees and (-) 15,872 million in US dollars.

## Total Exports/ Imports

Values in Million Rs.

Period	Exports	Imports	Balance of Trade
Jul, 19	299,588	589,739	-290,151
Aug, 19	293,718	588,070	-294,352
Sep, 19	275,724	588,164	-312,440
Oct, 19	314,928	631,908	-316,980
Nov, 19	311,786	609,639	-297,853
Dec, 19*	308,697	625,463	-316,766
Jan, 20*	305,986	639,572	-333,586
Feb, 20*	330,188	645,648	-315,460

\*Provisional Figures



## Strategy for work in PBS amid the ongoing pandemic COVID-19

Pakistan is currently facing the outbreak of the pandemic COVID-19, therefore to control its spread and to protect the population, Government has imposed lock down and encourage everyone to practice "Social Distancing" and "Stay Home" policy.

In the current scenario, to work efficiently by saving resources and to protect employees and slow the coronavirus outbreak, PBS (support services wing) taken the initiative of designing online applications and software's for their employees to work from home to practice "Social distancing" mainly by working remotely.

This initiative is the first time in history of PBS and taken to modernize PBS and to protect the employees, in the light of changing ground realities. The online application has been developed by support services wing by putting extensive efforts and with continuous consultation with PSLM section and was launched on 31st March for Pakistan Social & Living Standards Measurement District Level survey 2019-20.

Online application of PSLM District Level Survey 2019-20 for Employees to work from home, developed by D.P.Center, Support Services Wing, PBS, Islamabad.



It is worth mentioning here that PSLM district level survey is one of the biggest survey of Pakistan covering 6500 block comprising of 195000 households and also the first survey of PBS for which data is collected electronically through tablets. 87% of the field work of this survey has been completed and data has been transferred electronically to PBS headquarters. Remaining work will be completed after end of this crises preferably in June 2020.

PBS has planned to launch report of this survey by end of October 2020. This application has built-in edit checks for checking the consistency of data. Currently, 45 officers/ officials of PSLM section are currently working from home using their own PCs/ laptops, and the ones whom don't have laptop, the same has been provided by support services section. All the relevant material necessary for checking the data has also been uploaded on the PBS internal website [www.pslm.pbos.gov.pk/pslmapp](http://www.pslm.pbos.gov.pk/pslmapp) along with application for convenience of the editors.

Exclusive dashboard has been prepared for officers/ supervisors monitoring quality of work and progress. It is worth mentioning here that all work assignment has been done online through dash board and similarly one percent work being done by editors on daily basis is assigned randomly through dash board to officers, supervisors for checking data quality. Executive dashboard are also developed for checking the overall progress of work by the Members/ head of Section.



Following the footsteps of PSLM, PBS is working on making online application for data validation of Mouza Census 2020 and data entry of the Forms received from Phase 2. It is worth mentioning that 60 percent of the Mouza census 2020 covering Punjab & Sindh has been entered and data validation is in progress. Work on different proposals for other sections is also in progress.

The development of strategy and online software/Apps to work from home will prove beneficial in long term for PBS, keeping in view the ongoing "Digital Transformation" of PBS. This will result enhance the work output and quality by giving workplace flexibility to employees as Working from home is a "Future looking Technology".

## PBS | Social Media Presence

### Useful links to access PBS updates



#### Facebook

<https://www.facebook.com/PakStat>



#### Twitter

<https://twitter.com/PakStat>




#### LinkedIn

<https://www.linkedin.com/company/pakistan-bureau-of-statistics>



#### RSS News Feed

<https://www.pbs.gov.pk/rss.xml>



## Ongoing PSLM Activities

### Android Based Data Collection of PSLM District Level Survey, 2019

Field activities of PSLM District Level Survey on Tablets is in progress overall 80% field work has been completed. Field activities will be completed by 31st March, 2020, however field work in some offices like Bahawalpur, Bahawal Nagar, D.I Khan, Multan, Sukkur, Shaheed Benazirabad and Jhang have already been completed. Online data cleaning has also been started and editing of 82 areas of offices where Manual data collection has been done is completed and sent to DP center for entry and processing.

### PSLM/ HIES 2018 – 19 Survey

All the activities including fieldwork, data cleaning, tabulation and report writing of PSLM /HIES 2018-19 has been completed successfully. PSLM Provincial level survey 2018-19 which is also known as Household Integrated Economic Survey (HIES), collects information on Social as well as Economic indicators including Education, Health, Employment, Housing, Water & Sanitation, Population Welfare, Food Insecurity Experience Scale (FIES), Information, Communication & Technology (ICT), Out of pocket Health expenditures and Income & Consumption, enabling monitoring of 24 SDG indicators. This survey also provides the requisite data on consumption which is used by PD&SI for estimation of poverty. Report of Key Social Indicators along with Economic indicators (Income & Consumption) representative at Provincial Level has been prepared.

Internal Review Committee Meeting Regarding results of PSLM/HIES 2018-19 was held on Friday 13th March, 2020 at 11:00 am at Conference Room PBS H/Q Islamabad under the chair of Member(RM/SS), including Chief Poverty & SDGs and Chief Macro, M/O PD&SI and Senior officers from PBS to approve the of results of PSLM/HIES 2018-19 survey.



*Internal Review Committee Meeting Regarding results of PSLM/HIES 2018-19*

Ms. Rabia Awan, Director (PSLM) presented detail presentation on the findings/results of Key Social Indicators along with Economic indicators (Income & Consumption). Open discussion was also made, DDG and Director PSLM replied to different queries raised by the participants regarding data, it was also clarified by the Director PSLM that the results are prepared after detail checking of the calculations and for reliability & consistency, results are compared & checked with the results of different surveys like PDHS, MICS Punjab, 2018. All the honourable members of the meeting appreciated the work and approved the results.



*Mrs. Rabia Awan, Director (PSLM) presenting HIES Survey findings and results of key social indicators along with economic indicators to the honourable members of the meeting.*

## Provisional Quantum Index Numbers of Large Scale Manufacturing Industries (QIM)

Jan, 2020

The provisional quantum indices of **Large Scale Manufacturing Industries** (LSMI) for Jan, 2020 with base year 2005-06 have been developed on the basis of latest data supplied by the source agencies. The indices for July-January, 2019-20 along with percentage changes and growth impact by source are as follows:

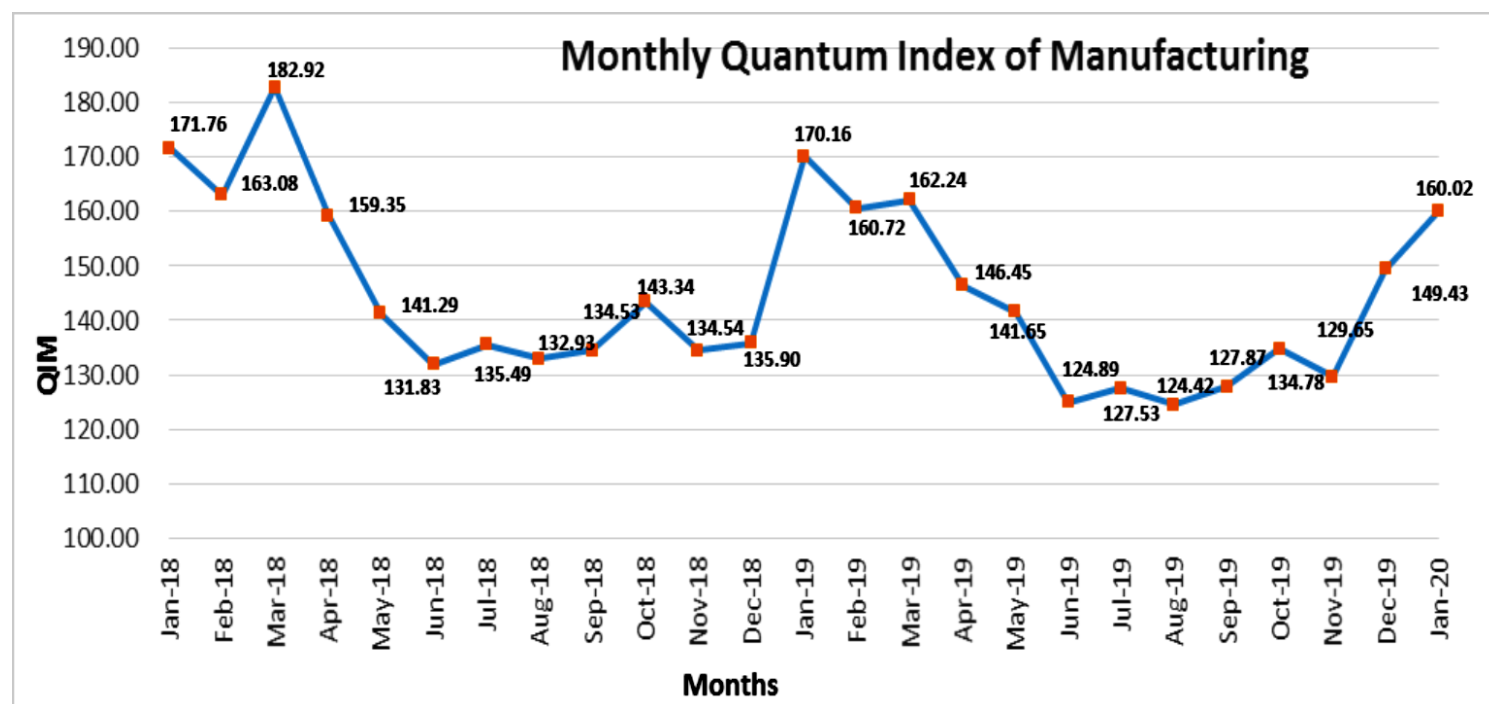
Source	Indices for July-January		% Change	Growth Impact
	2019-20	2018-19		
OCAC	100.78	112.72	-10.59	-0.65
Ministry of Industries	128.41	132.54	-3.12	-2.06
Provincial BOS	173.99	178.19	-2.36	-0.65
OVERALL	136.24	140.99	-	-3.37

The overall output of LSMI decreased by **3.37%** for July-January, 2019-20 compared to July-January, 2018-19.

The indices for January, 2020 and growth impact by source are as follows:

Source	Indices			Growth Impact	
	Jan-20	Jan-19	Jan-19	MOM	YOY
OCAC	100.23	114.08	94.80	0.28	-0.63
Ministry of Industries	160.30	168.32	147.97	5.81	-3.32
Provincial BOS	180.15	195.84	173.35	1.00	-2.01
OVERALL	160.02	170.16	149.43	7.09	-5.96

The LSMI output decreased by **5.96%** for January, 2020 compared to January, 2019 and increased by **7.09%** when compared to December 2019. Month-wise trend of QIM from January 2018 to January 2020 is given in the following graph:-





The sector showing growth during July – Jan 2019-20 compared to July – Jan 2018-19 are given below:-

Manufacturing Sector	Weight	(% Change 2018-19)		(% Change 2019-20)		YOY Growth Impact	
		Jan	Jul-Jan	Jan	Jul-Jan	Monthly	Cumulative
Textile	20.915	0.46	-0.12	-0.11	0.28	-0.02	0.08
Food, Beverages & Tobacco	12.370	-4.40	-3.62	-3.00	1.93	-0.90	0.35
Non Metallic Mineral Products	5.364	-8.39	-2.29	-5.43	1.71	-0.52	0.20
Fertilizers	4.441	1.40	5.81	2.09	4.53	0.09	0.26
Leather Products	0.859	5.04	-0.88	10.99	11.15	0.13	0.15
Paper & Board	2.314	-3.76	-2.29	4.35	6.77	0.14	0.25
Rubber Products	0.262	-6.06	3.36	6.69	2.05	0.02	0.01
Wood Products	0.588	7.76	-30.91	-30.99	25.07	0.00	0.00

The Sectors showing decline during July – Jan 2019-20 compared to July – Jan 2018-19 are given below:-

Manufacturing Sector	Weight	(% Change 2018-19)		(% Change 2019-20)		YOY Growth Impact	
		Jan	Jul-Jan	Jan	Jul-Jan	Monthly	Cumulative
Coke & Petroleum Products	5.514	-4.04	-4.78	-12.14	-10.59	-0.63	-0.65
Pharmaceuticals	3.620	-3.04	-9.09	-3.32	-5.77	-0.22	-0.45
Chemicals	1.717	-9.32	-4.16	6.23	-3.20	0.11	-0.07
Automobiles	4.613	-13.15	-5.24	-34.04	-36.07	-2.12	-2.72
Iron & Steel Products	5.392	-18.73	-9.13	12.09	-9.25	0.38	-0.40
Electronics	1.963	157.75	37.86	-41.25	-8.50	-2.40	-0.35
Engineering Products	0.400	-11.91	10.84	-10.45	-3.62	-0.02	-0.01
Coke & Petroleum Products	5.514	-4.04	-4.78	-12.14	-10.59	-0.63	-0.65

The production in Jul-Jan 2019-20 as compared to Jul-Jan 2018-19 has increased in Food, Beverages & Tobacco, Non-Metallic Mineral Products, Fertilizers, Paper & Board and Leather products while it has significantly decreased in respect of Coke & Petroleum Products, Pharmaceuticals, Automobiles, Iron & Steel Products and Electronics.

## Workshop Participation by PBS

Jan - Mar, 2020

### Workshop on “Capacity Building on Gender Responsive Budgeting”

UN-Women – Pakistan organized a workshop on “Capacity Building on Gender Responsive Budgeting” w.e.f.24 – 25 February, 2020 at Margalla Hotel, Islamabad. Officers from PBS participated in the workshop.

Gender Responsive Budgeting is a process of preparing a budget that works for everyone (women and men, girl and boy) by ensuring gender-equitable distribution of resources and by contribution of resources and by contributing to equal opportunities for all. It involves analyzing government budgets for their effect on genders and the norms and roles associated with them. It also involves transforming these budgets to ensure that gender equality commitments are realized.

The main objectives of the workshop was;

- To create a shared understanding of the meaning of gender, the concepts of gender equality & equity; gender mainstreaming women empowerment & participation.
- To introduce some basic of social connotations, systems and power relations in the social fabric of the society.
- To familiarize participants with the basic concept of the relationship between gender mainstreaming and budget.
- To develop an understanding of the institutional settings for budgetary process.
- Role of Budgeting & Planning Officers, Departments/ Ministries and Parliamentarians.
- Analysis of participatory process in various departments/ ministries during budget-making.
- Gender Budget Statement.

## Study visit of Internees of Kinnaird College, Lahore to PBS, Islamabad

A certificate distribution ceremony has been arranged at PBS, regional office, Lahore, for students from Kinnaird College who have completed their internship program from 6-31 January, 2020. Member (RM/SS) being the chief guest distributed the certificates to the student and faculty Members on completion of the internship.



Group Photo of PBS officers with Faculty and Students of Kinnaird College, Lahore after the Certificate Distribution Ceremony held at PBS, Lahore.

During their internship students have made some observations/suggestion for PBS. Member (RM/SS) appreciated the proposals & informed that PBS is in process of Digital transformation and working to implement these in all spheres of PBS. Member (RM/SS) invited the students to visit PBS H/Q to see the working of PBS under digital transformation.



Mr. Sarwar Gondal, Member (RM/SS) welcoming the Faculty and Students of Kinnaird College, Lahore to PBS, Islamabad.

Accordingly, Kinnaird College students visited PBS H/Q Islamabad on 5th March, 2020, Officers of PBS presented their works and system of data collection, uses of modern methodology, online data collection through tablets and online editing/cleaning of data and dashboard etc.



Member (RM/SS) giving briefing to Faculty and Students of Kinnaird College, Lahore on tablet based PSLM survey and its coding procedure.



Briefing to Faculty and Students of Kinnaird College, Lahore on GIS of PBS.



Group Photo of Mr. Sarwar Gondal, Member (RM/SS) and PBS officers with Faculty and Students of Kinnaird College, Lahore after their visit of PBS, Islamabad.



## PRICE STATISTICS

From Jan - Mar, 2020

Pakistan Bureau of Statistics is responsible for collection, compilation and preparation of retail/wholesale prices, as well as, computation of price indices. These indices are Urban Consumer Price Index (CPI), Rural Consumer Price Index (RPI)

and the National Consumer Price Index (NCPI) and Wholesale Price Index (WPI) on monthly basis along with Sensitive Price Indicator (SPI) on weekly basis being prepared and released on regular basis.

Table-1 gives the snapshot of month on month (MoM) and year on year (YoY) inflation rate of General, Food and Non-Food Groups for National, Urban and Rural CPI.

**Table-1: Inflation Rate (%) (Base: 2015-16)**

Month	General						Food				Non-Food			
	National		Urban		Rural		Urban		Rural		Urban		Rural	
	YoY	MoM	YoY	MoM	YoY	MoM	YoY	MoM	YoY	MoM	YoY	MoM	YoY	MoM
Jan - 20	14.56	1.97	13.41	1.68	16.34	2.41	19.47	2.67	23.77	3.43	10.19	1.13	10.47	1.53
Feb - 20	12.40	-1.04	11.21	-1.09	14.22	-0.97	15.17	-1.43	19.72	-1.59	9.06	-0.90	9.79	-0.42
Mar - 20	10.24	0.04	9.31	0.13	11.67	-0.10	12.96	0.55	15.52	-0.32	7.30	-0.11	8.52	0.11

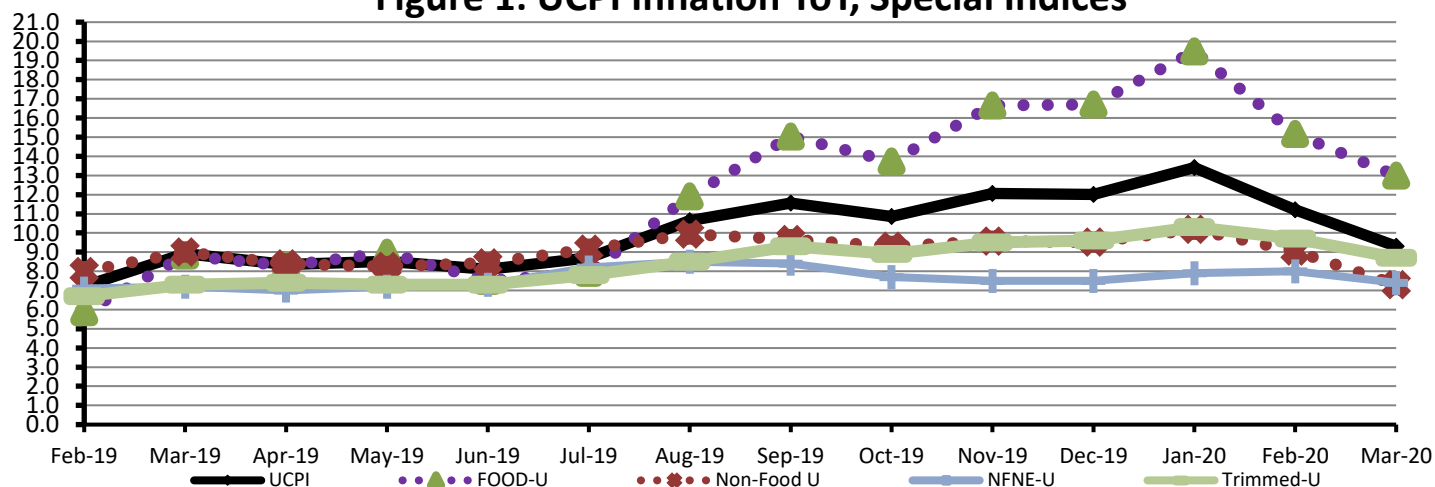
## Cumulative Indices

From Jan - Mar, 2020

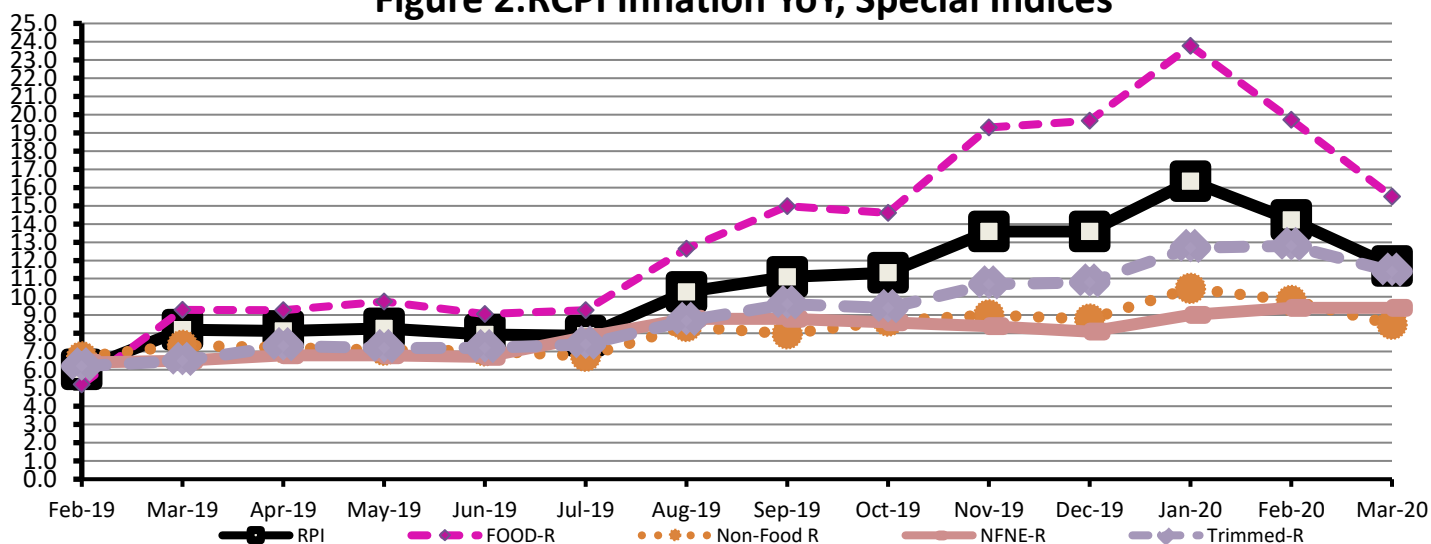
Table-2 indicates the cumulative indices along with percentage change for the twelve (12) major groups at national level.

Groups	NATIONAL (Base 2015-16)				BASE 2007-08			
	Weight (%)	INDICES		% Change	Weight (%)	INDICES		% Change
		Jul-Mar, 2020	Jul-Mar, 2019			Jul-Mar, 2020	Jul-Mar, 2019	
General	100.00	129.28	115.91	11.53	100.00	261.47	233.88	11.80
Food & Non-Alcoholic Beverages.	34.58	128.67	110.56	16.39	34.83	272.77	238.99	14.13
Non-perishable food items	29.60	124.90	110.71	12.83	29.84	267.18	239.5	11.56
Perishable food items	4.99	151.05	109.67	37.73	4.99	306.16	235.88	29.79
Alcoholic Beverages & Tobacco	1.02	135.17	110.69	22.12	1.41	431.54	338.49	27.49
Clothing & Footwear	8.60	127.98	116.99	9.39	7.57	283.6	258.55	9.69
Housing Water, Electricity, Gas & Other Fuels	23.63	128.24	119.53	7.29	29.41	240.71	218.67	10.08
Furnishing & Household Equipment Maintenance	4.10	124.68	112.55	10.77	4.21	275.91	248.26	11.14
Health	2.79	135.62	121.30	11.81	2.19	253.91	232.77	9.08
Transport	5.91	142.72	122.67	16.34	7.20	236.48	208.78	13.27
Communication	2.21	106.80	102.62	4.07	3.22	145.87	140.29	3.98
Recreation & Culture	1.59	118.32	110.64	6.94	2.02	229.03	213.57	7.24
Education	3.79	141.74	133.29	6.33	3.94	304.79	287.53	6.00
Restaurant & hotel	6.92	126.62	118.54	6.81	1.23	328.65	299.34	9.79
Miscellaneous goods & services	4.87	131.45	117.49	11.88	2.76	308.32	273.14	12.88

**Figure 1: UCPI Inflation YoY, Special Indices**



**Figure 2: RCPI Inflation YoY, Special Indices**



**Figure 3: UCPI Inflation MoM, Special Indices**

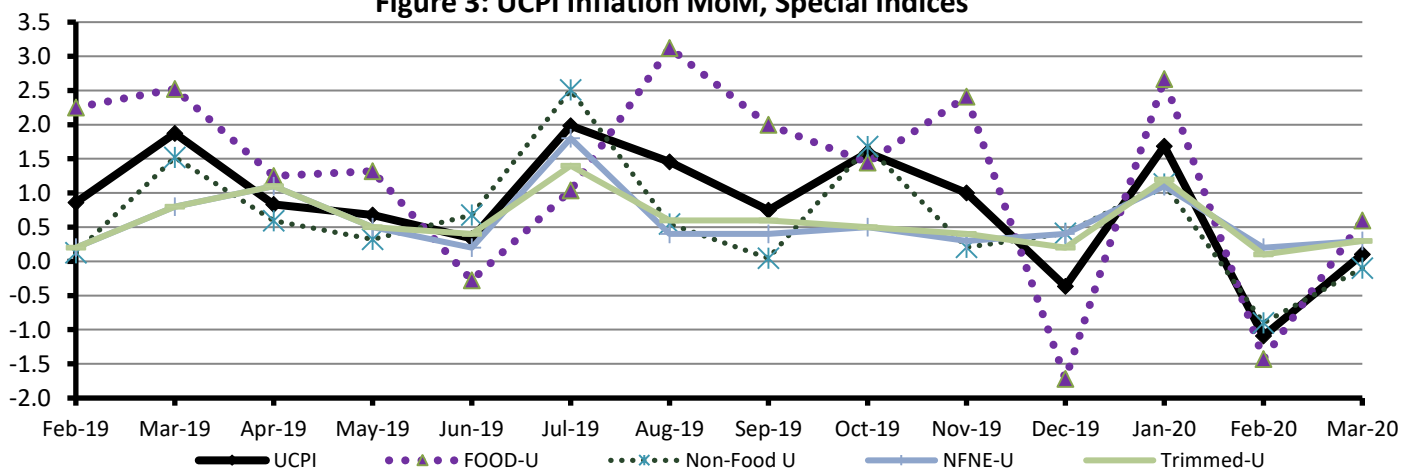
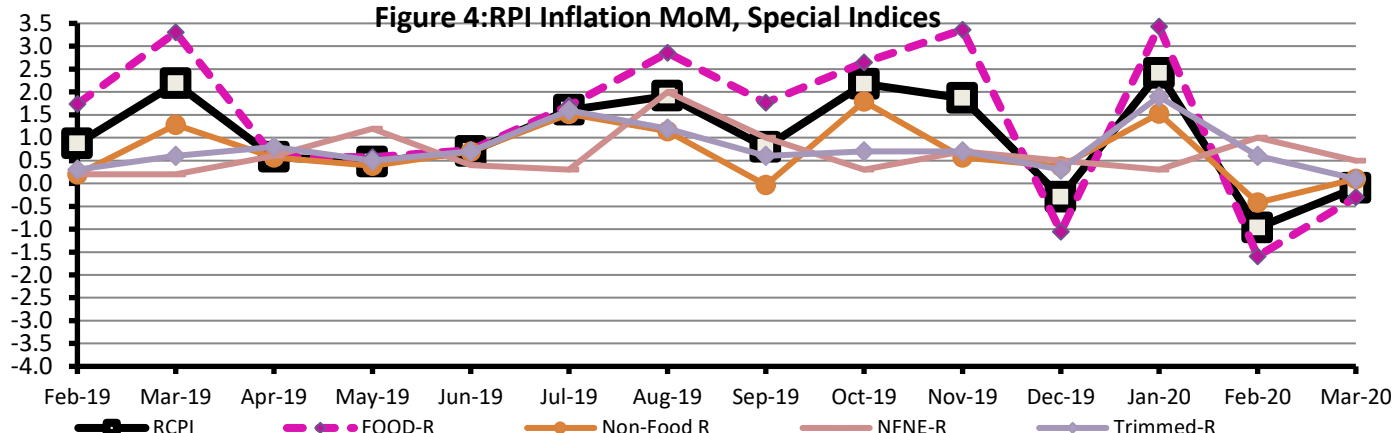


Figure 4: RPI Inflation MoM, Special Indices



## Appointments, Promotions and Retirements in PBS

Promotion/ DPC held under the Chairmanship of worthy Secretary, PD&SI.

Officers of FBS Wing who got Promotion are listed below: -

Sr#	Name of Officer	Station of Posting
<b>Promotion to Deputy Director (BS-18)</b>		
1	Atta Ur Rehman	Islamabad
2	Muhammad Tahir	Islamabad
<b>Promotion to Chief Statistical Officer (BS-18)</b>		
1	Muhammad Naseem Akhtar	Vehari
2	Muhammad Rafique	Multan
3	Muhammad Sohail	D.G Khan
4	Syed Jawad Ali Shah	Islamabad
5	Mehmood Ahmed Qureshi	Islamabad
6	Muhammad Waseem	Islamabad
<b>Promotion to Private Secretary (BS-17)</b>		
1	Muhammad Akram	Islamabad
<b>Grant of Time Scale to Superintendent (BS-17)</b>		
1	Farzana Siddique	Karachi
2	Muhammad Mushtaq Ahmed	Islamabad
3	Habib Ur Rehman	Islamabad
4	Ahmed Nawaz	Islamabad
5	Tariq Hashmi	Islamabad

6	Majeed Ullah	Islamabad
<b>Promotion to Statistical Officer (BS-17)</b>		
1	Pervez Iqbal	Peshawar
2	Mehtab Alam Khan	Sahiwal
3	Naeem Ur Rehman	Bahawalnagar
4	Muhammad Iqbal	Sargodha
5	Bashir Ahmed	Bahawalpur
6	Zahoor Ahmed	Lahore
7	Razia Sultana	Karachi
8	Muhammad Mufeez	Karachi
9	Umar Gul	Rawalpindi
10	Anwar Ali	Karachi
11	Muhammad Arshad	Faisalabad
12	Humayun Khan Khattak	Bannu
13	Muhammad Tahir	Mingora
14	Akhlaq Ahmad	D.G Khan
15	Muhammad Ali	Multan
16	Usman Saeed Shah	Karachi
17	Saeed Akhtar	Karachi
18	Sohail M. Khan	Karachi
19	Fida Hussain	Karachi
20	Muhammad Riaz	Faisalabad
21	Arshad Mehmood	Karachi
22	Muhammad Sarwar Qamar	Karachi
23	Muhammad Arif	Karachi
24	Mir Dad	Islamabad (L.F)
25	Idrees Hussain	Karachi



26	Muhammad Bukhsh	Islamabad
27	Mumtaz Ahmed Sharif	Karachi
28	Muhammad Sarwar Arain	R.Y Khan
29	Manzoor Ahmed Tahir	Sahiwal
30	Zafar Iqbal Siddique	Karachi
31	Muhammad Shahid Nisar	Bahawalpur
32	Abdul Rahim	Multan
33	Syed Abdul Mutalib	Islamabad
34	Muala Dad	Karachi

**Officers of PCO Wing who got Promotion are listed below: -**

Sr#	Name of Officer	Station of Posting
<b>Grant of Higher Time Scale to Private Secretary (BS-19)</b>		
1	Muhammad Saleem Qureshi	Islamabad
<b>Promotion to Deputy Director (BS-18)</b>		
1	Naimat Ali Qureshi	Karachi
<b>Promotion to Deputy Census Commissioner (BS-18)</b>		
1	Naseer Ahmed Malhi	Lahore
<b>Promotion to Assistant Director (BS-17)</b>		
1	Muhammad Islam Khan	Karachi
<b>Promotion to Assistant Census Commissioner (BS-17)</b>		
1	Muhammad Arshad	Lahore
2	Sikandar Hayat	Multan
3	Muhammad Junaid Ahmed	Islamabad
4	Hizbullah Memon	Karachi

**Officers of ACO Wing who got Promotion are listed below: -**

Sr#	Name of Officer	Station of Posting
<b>Promotion to Assistant Agriculture Census Commissioner (BS-17)</b>		
1	Abdul Razzaque	Lahore

## Appointments in PBS through FPSC

**Dr. Amjad Javaid Sandhu** is recommended by Federal Public Service Commission (FPSC) for the post of Deputy Director General (BS-20) in PBS. He joined the PBS office on 12-02-2020. He has a Master's degree in Statistics. He is a practitioner Statistician and served in different capacities throughout his professional life.



He began his professional career in 1990 as Statistical Officer at Crop Reporting Service, Agriculture Department, Government of Punjab. After 2 years he shifted to joined Agricultural Census Organization (defunct) as Assistant Agricultural Census Commissioner, later he was promoted to Deputy Agricultural Census Commissioner. In 2016, he was appointed as Director (Statistics) at Pakistan Public Administration Research Centre (PPARC), Establishment Division, Islamabad.

He has been working as a team member as well as a team leader for planning, preparation, execution, data processing, report writing and data dissemination for different censuses and surveys. He also published two separate Annual Statistical Bulletins each year for Federal Government Employees and Employees of Autonomous Bodies for the years 2013-14, 2014-15, 2015-16, 2016-17, 2017-18, and 2018-19.

## Retirements (January - March, 2020)

Muhammad Ashraf, Census Commissioner	08-01-2020
Muhammad Mukheem Jamali, DCC	24-01-2020
Abdul Razak Qureshi, ACC	02-02-2020
Zahoor Ahmed, ACC	09-02-2020
Humayun Khan Khattak, Statistical Officer	14-02-2020
Usman Saeed Shah, Statistical Officer	29-02-2020
Arshad Mehmood, Statistical Officer	29-02-2020
Muhammad Tahir, Statistical Officer	11-03-2020
Muhammad Saddiq, Statistical Officer	14-03-2020

## Mouza Census - 2020

**Mouza Census 2020** activities for **Phase I**, has been completed successfully at **Punjab, Sindh and ICT. Phase II**, **16** district of hot area of Khyber Pakhtunkhwa, and **17** district of hot area of Balochistan have been covered and retrieval has been completed. **Phase III**, **16** district of Cold area of Khyber Pakhtunkhwa, and **16** district of Cold area of Balochistan, **10** district of Azad Jammu & Kashmir & **10** district from Gilgit Baltistan have been covered.

Data entry and online editing for the **Phase-I** questionnaire are in process at PBS office Lahore. Field operation and retrieval for the **Phase-II** has also been completed, while retrieval of **phase III** will be started from 1<sup>st</sup> April, 2020.

Two Progress Review Meetings regarding Mouza Census 2020 have been conducted on 1<sup>st</sup> February, 2020 and 27<sup>th</sup> and 28<sup>th</sup> February, 2020. Series of meetings were held under the Chairmanship of Member (Support Services/RM) at PBS Office Lahore dated 1<sup>st</sup> February 2020, and on 27 & 28<sup>th</sup> February, 2020, to devise mechanism for smooth processing of data & successful completion of Mouza Census 2020.



Member (RM/SS) chairing a Review Meeting regarding Mouza Census – 2020 held at PBS, Islamabad.

It was decided in the meeting to formulate an adequate mechanism for monitoring & reporting of all activities along with proper documentation. It was

decided in the meeting that for effective monitoring of manual editing work and to ensure the data quality. Proper documentation with reporting to H/Q will be done, further to ensure the quality of data entry process, an independent team is formed under the supervision of Mr. Muhammad Shahid CSO, PBS Lahore for monitoring of quality of data entry.



Mr. Sarwar Gondal, Member (RM/SS) chairing a Review Meeting regarding Mouza Census – 2020 held on 1<sup>st</sup> February, 2020 at PBS, Lahore.

Moreover it was instructed that Instructions for reporting any change in Mouza frame may be followed in true letter & spirit during retrieval process and special committee was formed for verifying the tables/ reports of Mouza Census, 2020.



A Review Meeting regarding Mouza Census – 2020 held on 27<sup>th</sup> – 28<sup>th</sup> February, 2020 at PBS, Lahore.





*District Meeting of Mirpur, AJ&K held on 22-02-2020*



*District Meeting of Orakzai held on 19-02-2020 at District Head Quarter, Hangu.*



*District Meeting of Jehlum held on 21-02-2020*



*District Meeting of Mouza Census – 2020 held at Miranshah, North Waziristan.*



*Mr. Akhtar Ali Khan, DCC, PBS, Peshawar chairing a training session for Mouza Census - 2020 held at Conference Hall of DC office, Torgar. Mr. Hassanzai, Additional Assistant Commissioner and other stakeholders also participated in the session.*



*Additional Deputy Commissioner (G), Kotli chairing a District Meeting of Mouza Census – 2020 held on 26-02-2020*





Additional Deputy Commissioner (G), Swat chairing a District Meeting of Mouza Census – 2020 held on 27-02-2020.



Additional Deputy Commissioner, Quetta chairing a District Meeting of Mouza Census – 2020 held on 02-03-2020.



District Meeting of Kohistan held on 28-02-2020



Deputy Commissioner, Harnai chairing a Meeting with Divisional Officers, Sibi regarding Mouza Census – 2020

**کورونا سے ڈرنا نہیں لڑنا ہے**  
کورونا کے بارے میں جاننے کے لئے  
[www.covid.gov.pk](http://www.covid.gov.pk) [www.nhsrsc.gov.pk](http://www.nhsrsc.gov.pk)

**کورونا وائرس**  
**مکمل احتیاط کریں**  
**آئیے، مل کر اس کو مارت دیں**

کورونا وائرس سے پہلے والی متعدی بیماری مکمل طور پر قابل علاج ہے اور 97 فیصد مریش احتیاط کی بدولت اس موذی مرض سے نجات حاصل کر لیتے ہیں۔

**احتیاطی تدابیر اپنائیں** **کورونا وائرس کو مار بھگائیں**

- ہاتھوں کو صابن کے ساتھ بار بار دھوئے رکھیں
- استعمال کے بعد ٹشو پیپر کو مناسب طریقے سے ضائع کریں
- کھانسی یا چھینک آنے پر منہ اور ناک کو ٹشو پیپر یا کپڑے سے ڈھانپ لیں
- آلودہ ہاتھ آنکھ یا ناک کو پرکارت لگائیں

**بخار گھانسی، زکام یا سانس میں دشواری پر**

- مشاورت سے رجوع کریں
- دوسرے لوگوں سے کم از کم ایک میٹر کا فاصلہ رکھیں
- ایک دو لوگوں والی جگہ جات کے حیات مگر پردہ ہیں
- آپس میں ہاتھ ملانے یا گلے ملنے سے اجتناب کریں

حکومت پاکستان