

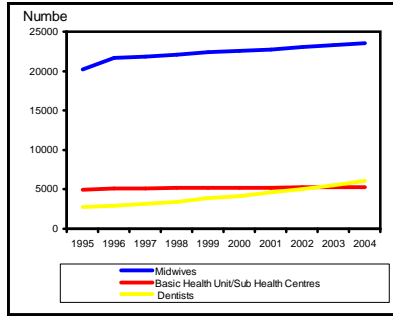
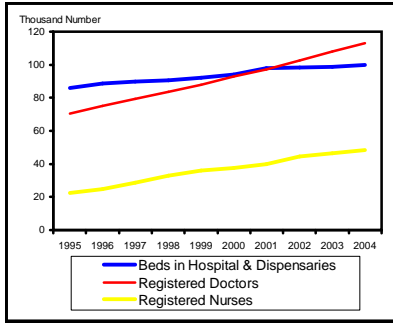
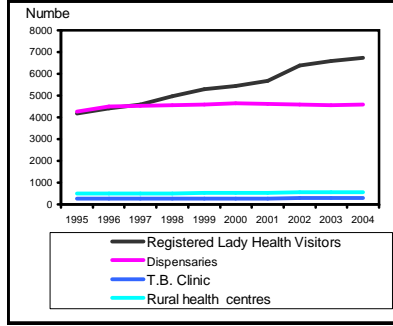
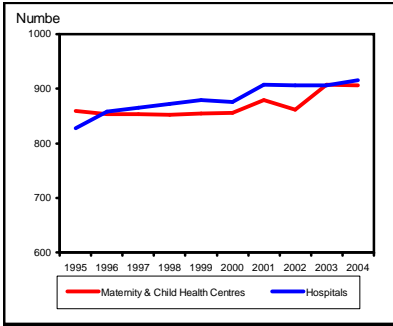
## HEALTH

## 10.2 Health Institutions, Beds and Personnel (Progressive)

Year/ Items	2000	2001	2002	2003
1. Number of the Institutions	12343	12454	12501	12498
2. Number of beds (Total)	93907	97945	98264	98684
i) Hospitals	876	907	906	906
No. of beds	76615	80345	80655	80734
ii) Dispensaries	4635	4625	4590	4554
No. of beds	2863	2847	2815	2804
iii) Rural health centres	531	541	550	552
No. of beds	8486	8867	8840	9222
iv) T.B. Clinic	274	272	285	289
No. of beds	186	174	212	154
v) Basic Health Unit/Sub Health Centres	5171	5230	5308	5290
No. of beds	5428	5448	5488	5516
vi) M.C.H. Centres	856	879	862	907
No. of beds	329	264	254	254
3. Doctors	92863	97286	102671	108190
4. Dentists	4165	4612	5058	5531
5. Lady Health Visitors	5443	5669	6397	6599
6. Midwives	22525	22711	23084	23318
7. Nurses	37528	40019	44520	46331

!:

### HEALTH INSTITUTS, BEEDS AND PERSONNEL



Year/ Items	2004	2005	2006	2007	2008	2009
1. Number of the Institutions	12546	12637	12726	12804	12814	12897
2. Number of beds (Total)	99908	101490	102073	103285	103037	103708
i) Hospitals	916	919	924	945	948	968
No. of beds	81873	82494	83041	84199	83637	84257
ii) Dispensaries	4582	4632	4712	4755	4794	4813
No. of beds	2814	2839	2849	2861	2837	2844
iii) Rural health centres	552	556	560	562	561	572
No. of beds	9262	9343	9367	9360	9698	9612
iv) T.B. Clinic	289	289	288	290	293	293
No. of beds	152	154	154	174	184	184
v) Basic Health Unit/ Sub Health Centres	5301	5334	5336	5349	5310	5345
No. of beds	5553	6405	6413	6435	6551	6555
vi) M.C.H. Centres	906	907	906	903	908	906
No. of beds	254	255	249	256	256	256
3. Doctors	113333	118140	123184	128093	133984	139555
4. Dentists	6128	6743	7438	8215	9013	9822
5. Lady Health Visitors	6741	7073	8405	9302	10002	10731
6. Midwives	23559	23897	24692	25261	25534	26225
7. Nurses	48446	51270	57646	62651	65387	69313

Source:- i) Health Division.  
ii) P. M. D. C.