

MONTHLY BULLETIN OF STATISTICS


August

2
0
1
4

Government of Pakistan
Statistics Division
Pakistan Bureau of Statistics



PBS-22(08/2014) Vol. 62
100



MONTHLY BULLETIN OF STATISTICS

August

2
0
1
4

Government of Pakistan
Statistics Division
Pakistan Bureau of Statistics

Price Rs. 600.00

P R E F A C E

The Bulletin of Statistics, Monthly Publication of the Pakistan Bureau of Statistics provide important statistics in respect of social, economic and financial sectors of the economy at aggregate as well as sectoral levels. The Bulletin contains data relating to Population, National Accounts, Agriculture, Manufacturing, Prices, Balance of Payments, Public Finance, Education, Energy & Mining, Foreign Economic Assistance, Foreign Trade, Health, Insurance, Labour, Transport & Communication, Social & Culture ect. It also provides different types of indices on agriculture, manufacturing, prices, trade and labour productivity. Charts and graphs have also been provided to selected tables to make the data readily intelligible.

2. The Bulletin contains data on monthly and in some instances on annual basis. The annual data series are on fiscal year basis i.e. from July to June unless otherwise specified. Monthly data series of trade and industry are published with a time lag of 45 days required for data collection, compilation, cleaning, processing, tabulating and printing. Figures may not add up to the totals owing to rounding. Statistics that are compiled in the Pakistan Bureau of Statistics are presented without citation whereas those compiled by other agencies carry a source note below the tables.

3. Efforts have been made to produce this Bulletin as a comprehensive, informative and useful document for decision makers, researchers, planners, economists and other groups of beneficiaries. It is hoped that the users will find this Bulletin useful.

4. Suggestions for further improvement will be highly appreciated and welcomed.

ASIF BAJWA
Chief Statistician

Shahid Rashid

Secretary

Government of Pakistan
Ministry of Finance, Economic Affairs, Revenue,
Statistics & Privatization,
Statistics Division

Statistics House
21-Mauve Area,
G-9/1, Islamabad.

Tel : 051-9106500
Fax: 051-9106502
E-mail: secretary@pbs.gov.pk

Asif Bajwa

Chief Statistician
Government of Pakistan
Pakistan Bureau of Statistics

Statistics House
21-Mauve Area,
G-9/1, Islamabad.

Tel : 051-9106514 - 051-9106515
Fax: 051-9106561
E-mail: pbs@pbs.gov.pk

**PAKISTAN BUREAU OF STATISTICS
STATISTICS HOUSE, 21-MAUVE AREA
G-9/1 - ISLAMABAD
Website: www.pbs.gov.pk**

		<u>Office</u>	<u>Residence</u>
Mr. Munir Ahmed Aslam	Deputy Director General	051-9106555 Fax:051-9106556	051-4447403 051-2275892
Dr. Bahrawar Jan	Deputy Director General	051-9106550 051-2304728	051-2255105
Mr. Ayazuddin	Deputy Director General	051-9106552	051-9242232
Mr. Ismail Khan	Deputy Director General	051-9106558	051-9101009
Mr. Mumtaz-ud-Din	Director	051-9106570	051-2822630
Mr. Ghulam Muhammad	Director	051-9106554	--
Mr. Muhammad Akram Assi	Director	051-9106573	051-2101198
Mr. Shuakat Ali Khan	Director	051-9106557	--
Mr. Fazil Mehmood Baig	Director	051-9106575	0333-5159850
Mr. Atiq-ur-Rehman	Director	051-9106553	0346-9579700
Mr. Munwar Ali Ghanghro	Director	051-9106554	0333-7145366
Mrs. Rabia Awan	Director	051-9106581	051-4444696

TRAINING WING

Mr. Innocent Dilbar Feroz	Director	051-9205390 Fax:051-9205390	--
---------------------------	----------	--------------------------------	----

**PAKISTAN BUREAU OF STATISTICS
1-B, SINDHI MUSLIM COOPERATIVE HOUSING SOCIETY
KARACHI – 74400**

E-mail: khifbs@khi.comsats.net.pk

Mr. Iqbal Ahmed Bablani	Provincial Census Commissioner	Ph: 021-34523819 021-34526500 Fax:021-34523004	021-99250900
Mr. Farooq Ahmed	Joint Census Commissioner	Ph:021-34559615 Fax:021-34545031	--
Mr. Muhammad Ali Shaikh	Director	021-34384281	021-35486845
Mrs. Farhat Moosa	Director	021-34554436	021-34984687
Syed Muhammad Shafay	Director	021-34550257	--
Ms. Rana Sami	Director	--	021-36672794 0333-2826376

**PAKISTAN BUREAU OF STATISTICS
USAID BUILDING GURU MANGAT ROAD
GULBERG-III, LAHORE**

E-mail: lhrfbs@lhr.comsats.net.pk

Mr. Rana Iqbal	Director	042-99263267 Fax:042-99263267	--
----------------	----------	----------------------------------	----

(Regional Office) LAHORE

Mr. Javed Iqbal	Chief Statistical Officer	042-99263266 Fax:042-99263266	-- --
-----------------	---------------------------	----------------------------------	----------

(Regional Office) KARACHI

Mr. Khalid Rauf Shaikh	Chief Statistical Officer	021-34557933 Fax:021-34557933	0308-2768316
------------------------	---------------------------	----------------------------------	--------------

(Regional Office) PESHAWAR

Mr. Sher Rahman	Chief Statistical Officer	091-9213097 Fax:091-9213098	0333-9365032
-----------------	---------------------------	--------------------------------	--------------

(Regional Office) QUETTA

Mr. Anwar Ahmed	Statistical Officer (Incharge)	081-9239804 Fax:081-9239804	0300-2528713
-----------------	--------------------------------	--------------------------------	--------------

(Presentation, Reproduction & Printing) KARACHI

E-mail: pbskarachipp@gmail.com

Mr. Shakeel Qadeer	Chief System Analyst (Incharge R.P. Unit)	021-34388435	021-35836029
Mr. Muhammad Amin Ansari	Statistical Officer (Incharge P.P. Section)	021-34384296	0346-2155317

CONTENTS

**	KEY INDICATORS	III
1.	BALANCE OF PAYMENT	
1.1	Country wise Workers Remittances	01
1.2	Month wise Workers Remittances	02
1.3	Exchange Rates Pak. Rupees in Terms of one Unit of Foreign Currency	03
2.	CLIMATE	
2.1	Temperature at Selected Stations	05
2.2	Rainfall at Selected Stations	07
3.	ENERGY & MINING	
3.1	Production of Crude Oil	09
3.2	Production of Natural Gas	12
3.3	Production of Crude Oil, Natural Gas and Electricity	15
3.4	Mineral Production	16
4.	HEALTH	
4.1(a)	Monthly Immunization Coverage Number of Doses Administered (0-11 month) Children	19
4.1(b)	Monthly Immunization Coverage Number of Doses Administered (12-23 months) Children	20
4.1(c)	Monthly Immunization Coverage Number of T.T Doses Administered to Women	22
4.2	Monthly Report of HIV Treatment Centre	23
4.3(a)	Registered Veterinary Medical Practitioner with PVMC	23
4.3(b)	Registered Animal Husbandry Graduate with PVMC	23
4.4	Tuberculosis Report (FTI)	24
5.	MANUFACTURING	
5.1	Quantum Index Numbers of Large-scale Manufacturing Industries	25
5.2	Production of Manufacturing Items	27
6.	MONEY & CREDIT	
6.1	Reserve Money	41
7.	PRICE	
7.1	Price Indices (General) with Percentage Change	43
7.2	Combined Sensitive Price Indicator (SPI) by Quantile	44
7.3	Combined Consumer Price Index Numbers by Commodity Groups	45
7.4	Consumer Price Index Numbers by Major Groups and Selected Commodities	46
7.5	Combined Consumer Price Index Numbers by Quantile and Major Commodity Groups	50
7.6	Combined Consumer Price Index Numbers by Quantile, Major Commodity Group for Selected Cities	52
7.7	Combined Consumer Price Index Numbers by Income Group/City and Commodity Group for all Centres Covered in CPI	58
7.8	Index Numbers of Wholesale Prices by Commodity Groups	60
7.9	Index Numbers of Wholesale Prices by Commodities	61
7.10	Intercity Wholesale Prices of Selected Commodities	71
7.11	Intercity Consumer Prices	111

8.	PUBLIC FINANCE	
8.1	Customs Revenue Receipts	159
9.	SOCIAL	
9.1	Data on Traffic Accidents	163
9.2	Data on Telecommunication	166
9.3	Visitors at Archaeological Museums in Pakistan	167
9.4	Visitors at Heritage Sites in Pakistan	168
10.	TRADE	
10.1	Value of Foreign Trade	169
10.2	Exports by Commodity/Group	170
10.3	Imports by Commodity/Group	172
10.4	Exports of Selected Commodities in Dollars	173
10.5	Exports of Selected Commodities in Rupees	175
10.6	Imports of Selected Commodities in Dollars	177
10.7	Imports of Selected Commodities in Rupees	179
10.8	Exports by Economic Categories (Summary)	181
10.9	Exports by Economic Categories (Details)	182
10.10	Imports by Economic Categories (Summary)	183
10.11	Imports by Economic Categories (Details)	184
10.12	Exports by Areas and Countries/Territories	274
10.13	Re-exports by Areas and Countries/Territories	279
10.14	Imports by Areas and Countries/Territories	281
10.15	Re-imports by Areas and Countries/Territories	286
10.16	Annual and Quarterly Terms of Trade and Unit Value Indices of Exports and Imports (1990-91=100)	287
10.17	Index Numbers of Unit Value of Exports by Groups (1990-91=100)	288
10.18	Index numbers of unit value of imports by groups (1990-91=100)	289
10.19	Index Numbers of Quantum of Exports by Groups (1990-91=100)	290
10.20	Index Numbers of Quantum of Imports by Groups (1990-91=100)	291
10.21	Trade in Services (Summary)	292
10.22	Export of Services by Sector (Detail) Monthly	293
10.23	Export of Services by Sector (Detail) Cumulative	295
10.24	Import of Services by Sector (Detail) Monthly	297
10.25	Import of Services by Sector (Detail) Cumulative	299

Regional and Field Offices of Pakistan Bureau of Statistics

Symbols, Abbreviations and Conversions

Selected Publications of Pakistan Bureau of Statistics

Sale Centres where PBS Publications are available

KEY INDICATORS

YEARLY

ECONOMIC INDICATORS

(2013- 2014)

1	Inflation	8.66%
2	Balance of Trade	(-) \$ 19.963 billion
3	Value of Exports	\$ 25.110 billion
4	Value of Imports	\$ 45.073 billion
5	Total Workers Remittances	Rs.15832.25 million
6	Reserve Money	Rs.2861256 million
7	Currency in Circulation	Rs.2177873 million
8	Consumer Price Index (CPI with Base 2007-2008)	189.58%
9	Agricultural Sector Growth	2.12%
10	Industrial Sector Growth	5.84%
11	Services Sector Growth	4.29%
12	GDP Growth Rate at Basic Prices (Economic Growth Rate)	4.14%
13	GNI Growth Rate(constnt prices)	5.78%
14	Per Capita Income	\$ 1387
15	Large Scale Manufacturing Sector (LSMI) Growth	3.92%
16	Quantum Index Number (LSMI with Base 2005-2006)	121.60
17	Imports Duty	Rs.233783.87 million
18	Exports Duty	Rs.475.78 million
19	Foreign Exchange Reserves	\$ 10047 million
20 *	Overall Balance of Payment Surplus/Deficit	\$ -3843 million

SOCIAL INDICATORS

1 **	Population (2014)	188.02 million
	Male	97.16 million
	Female	90.86 million
2	Natural Growth Rate (PDS- 2007)	1.88%
3 **	Population Growth Rate (2014)	1.95%
4	Dependency Ratio (PDS-2007)	81.5
5 ***	Mean Size of Household (2012-13)	6.3

* BOP as per BPM6 in million USD.

** Economic Survey

*** PSLM Survey

IV
MONTHLY
ECONOMIC INDICATORS

June, 2014

1	Value of Exports	\$ 2017.720 million
2	Value of Imports	\$ 4318.451 million
3	Balance of Trade	(-)\$ 2300.731 million
4	Growth in Quantum Index Manufacturing (LSMI)	0.23%
5	Quantum Index of Manufacturing (LSMI with Base 2005-2006)	115.12

July, 2014

1	Consumer Price Index (CPI with Base 2007-08)	198.05
2	Wholesale Price Index (WPI with Base 2007-08)	215.76
3	Sensitive Price Indicator (SPI with Base 2007-08)	207.04
4	Growth Rate	
	A. CPI	1.70%
	B. WPI	0.54%
	C. SPI	1.95%
5	Reserve Money	Rs.2939383 million
6	Currency in Circulation	Rs.2312992 million
7	Exchange Rate of Pak Rupees in terms of one unit US Dollar	1 \$ =Rs.98.6543
8	Total Workers Remittances (Including Hajj & War compensation)	\$ 1649.39 million
9	Imports Duty	Rs.16880.19 million
10	Exports Duty	Rs.10.59 million

Source: i) Pakistan Bureau of Statistics.
ii) State Bank of Pakistan.
iii) Economic Survey of Pakistan.

1. BALANCE OF PAYMENT

1.1 Country Wise Workers Remittances (Including Hajj and War Compensation)

(Provisional)
(Million US Dollars)

Item	Jul, 2013	Aug, 2013	Sep, 2013	Oct, 2013	Nov, 2013	Dec, 2013	Jan, 2014	Feb, 2014	Mar, 2014	Apr, 2014	May, 2014	Jun, 2014	Jul, 2014
I. Cash	1404.39	1232.88	1283.41	1347.67	1129.70	1384.71	1245.97	1209.54	1337.25	1311.83	1438.36	1499.28	1649.4
1 USA	233.06	215.54	173.87	225.25	174.40	223.96	193.09	184.59	194.82	206.15	214.74	222.34	257.08
2 UK	221.93	197.81	190.09	197.08	155.13	177.09	169.67	156.23	166.46	166.07	181.04	200.82	247.96
3 Saudi Arabia	410.73	321.77	373.58	353.46	334.10	410.01	393.27	368.73	425.53	415.09	451.14	471.88	454.47
4 UAE	252.41	254.37	276.03	276.48	236.29	275.12	214.21	240.37	262.00	233.97	290.91	295.63	352.89
Dubai	112.92	128.40	149.25	143.37	121.02	139.92	95.14	117.39	132.08	107.00	148.90	153.31	174.65
Abu Dhabi	134.30	121.71	121.65	127.63	111.67	131.24	115.94	120.00	126.44	124.17	138.79	138.66	174.57
Sharjah	5.09	4.21	5.03	5.24	3.50	3.87	3.01	2.81	3.35	2.68	3.07	3.57	3.56
Other	0.10	0.05	0.10	0.24	0.10	0.09	0.12	0.17	0.13	0.12	0.15	0.09	0.11
5 Other GCC Countries	161.44	134.15	151.24	157.32	128.18	165.05	151.09	144.92	164.03	169.67	164.01	168.62	179.76
Bahrain	30.86	23.72	25.43	26.18	20.78	24.86	25.18	23.22	30.33	35.60	28.79	23.83	30.00
Kawait	57.04	54.39	56.76	57.99	47.89	61.72	54.54	52.40	58.95	56.57	58.02	65.12	65.83
Qatar	32.26	23.31	29.75	27.93	23.40	29.80	25.73	25.96	27.76	28.50	26.80	27.84	29.28
Oman	41.28	32.73	39.30	45.22	36.11	48.67	45.64	43.34	46.99	49.00	50.40	51.83	54.65
6 EU Countries	38.59	36.38	33.85	40.11	29.84	37.43	34.65	32.79	34.93	36.37	39.06	37.42	44.32
Germany	7.03	7.45	6.03	7.71	5.99	8.28	7.28	6.20	7.40	7.03	8.55	6.45	7.69
France	3.42	3.27	2.90	3.59	2.45	2.71	2.49	2.67	2.68	2.83	2.74	2.62	3.09
Netherland	0.43	0.34	6.83	0.40	0.34	0.27	0.39	0.28	0.40	0.42	0.33	0.31	0.39
Spain	7.71	7.50	0.29	7.51	5.51	7.09	6.58	5.80	5.60	5.74	6.60	7.36	8.47
Italy	3.80	3.79	1.65	3.25	2.06	2.85	2.22	2.48	2.57	2.66	2.83	3.08	3.8
Greece	1.36	1.27	1.29	1.56	0.98	1.08	1.03	1.04	1.17	1.27	1.37	1.46	1.70
Sweden	1.55	1.34	1.22	1.58	0.89	1.39	1.40	0.95	1.17	1.14	1.12	1.10	1.36
Denmark	2.72	2.23	2.26	2.24	1.80	1.89	1.76	1.66	1.62	1.89	1.79	1.81	2.17
Ireland	10.30	8.93	11.11	11.89	9.61	11.64	11.24	11.46	12.05	13.09	13.34	12.86	15.17
Belgium	0.27	0.26	0.27	0.38	0.23	0.23	0.26	0.25	0.27	0.30	0.39	0.37	0.48
7 Norway	2.80	2.41	2.98	3.02	2.07	2.50	2.54	2.25	2.22	2.07	2.49	3.12	3.47
8 Switzerland	3.18	2.53	2.83	2.68	2.11	2.62	2.17	2.41	1.98	2.29	2.59	1.92	2.47
9 Australia	14.15	10.53	14.09	17.22	11.64	12.54	11.77	12.39	11.47	14.18	14.66	14.84	17.58
10 Canada	19.21	14.05	14.37	16.05	12.00	12.15	12.49	11.37	10.91	11.72	12.53	12.64	18.00
11 Japan	0.52	0.26	0.40	0.44	0.36	0.53	0.79	0.61	0.75	0.65	0.74	1.02	0.73
12 Other Countries	46.37	43.08	50.08	58.56	43.58	65.71	60.23	52.88	62.15	53.60	64.45	69.03	70.66
II.													
Encashment and Profit in Pak. Rs. Of Foreign Exchange Bearer Certificates(FEBCs) and Foreign Currency Bearer Certificate(FCBCs)	0.00	0.00	0.00	0.00	0.00	0.00	0.00	0.00	0.00	0.00	0.00	0.00	0.00
TOTAL (I + II)	1404.39	1232.88	1283.41	1347.67	1129.70	1384.71	1245.97	1209.54	1337.25	1311.83	1438.36	1499.28	1328.7

Note: Item has been revised / extended by the State Bank of Pakistan.

Source: State Bank of Pakistan.

1.2 Month Wise Workers Remittances

(Million US \$)

Monthly Cash Inflow (Including Foreign Exchange Bearer Certificates & Foreign Currency Bearer Certificates)	2013-2014	2012-2013	YOY growth (percent)	
			2013-14	2012-13
July, 2013	1404.39	1204.71	16.57	9.89
August, 2013	1240.14	1258.98	-1.50	-3.93
September, 2013	1283.41	1135.42	13.03	27.52
October, 2013	1347.67	1365.1	-1.28	34.11
November, 2013	1129.7	1017.83	10.99	10.05
December, 2013	1384.71	1134.7	22.03	4.55
January, 2014	1,245.97	1,089.64	14.35	-1.89
February, 2014	1,209.54	1,028.38	17.62	-11.10
March, 2014	1,337.25	1,119.15	19.49	-2.10
April, 2014	1311.83	1215.9	7.89	6.56
May,2014	1438.36	1185.65	21.31	-0.54
Jun,2014	1499.28	1166.19	28.56	4.36
Monthly average for period July 2013-June, 2014	1319.35	1160.14	13.72	5.57
Monthly Cash Inflow (Including Foreign Exchange Bearer Certificates & Foreign Currency Bearer Certificates)	2014-2015	2013-2014	YOY growth (percent)	
			2014-15	2013-14
July, 2014	1649.39	1404.39	17.45	16.57

1.3 Exchange Rates Pak. Rupees in Terms of One Unit of Foreign Currency

S. No.	Country/ Organization	Currency	Jul. 2013	Aug. 2013	Sep. 2013	Oct. 2013	Nov. 2013	Dec. 2013
1	Australia	Dollar	92.1307	92.9210	97.6648	100.9097	100.2731	96.0729
2	Bahrain	Dinar	266.7841	273.3532	279.5654	281.9690	285.4606	283.8701
3	Canada	Dollar	96.6075	98.9631	101.6134	102.4311	102.5316	100.5681
4	China	Yuan	16.3920	16.8266	17.2134	17.3915	17.6324	17.612
5	Denmark	Krone	17.6448	18.3968	18.8494	19.4385	19.4547	19.6377
6	E.M.U.	Euro	131.4148	137.0284	140.4120	144.8968	145.0361	146.4302
7	Hong Kong	Dollar	12.9641	13.2826	13.5827	13.6985	13.8688	13.8002
8	I.M.F.	SDR	151.2580	156.3878	160.644	163.6346
9	India	Rupee	1.6826	1.6357	1.6558	1.7240	1.7177	1.731
10	Japan	Yen	1.0078	1.0507	1.0605	1.0862	1.0750	1.0336
11	Kuwait	Dinar	352.5686	362.2896	370.6494	376.3454	380.1142	378.7035
12	Malaysia	Ringgit	31.4867	31.3943	32.3951	33.3907	33.5868	32.9218
13	Newzeland	Dollar	79.3245	81.418	85.5727	88.3773	88.8548	87.9384
14	Norway	Krone	16.6845	17.2691	17.6403	17.8483	17.7019	17.4305
15	Oman	Riyal	261.2460	267.6785	273.7584	276.1051	279.5254	277.9719
16	Qatar	Riyal	27.6376	28.316	28.9651	29.2071	29.5723	29.4071
17	Singapore	Dollar	79.2547	80.8194	83.3388	85.3342	86.1643	84.9709
18	Sweden	Krona	15.2056	15.7685	16.2049	16.5989	16.3547	16.3485
19	Switzerland	Franc	106.3582	111.1739	113.8429	117.7568	117.7631	119.579
20	Saudi Arabia	Riyal	26.7979	27.4538	28.0740	28.3231	28.6692	28.5333
21	U.A.E.	Dirham	27.3592	28.0255	28.6623	28.9166	29.2714	29.1336
22	U.K.	Sterling (Pound)	152.5416	159.295	166.7399	171.0463	173.0049	175.0838
23	U.S.A.	Dollar	100.4754	102.933	105.2488	106.1966	107.5054	106.971

Contd.

1.3 Exchange Rates Pak. Rupees in Terms of One Unit of Foreign Currency

S. No.	Country/ Organization	Currency	Jan. 2014	Feb 2014	March 2014	April 2014	May 2014	Jun 2014	Jul 2014
1	Australia	Dollar	93.2613	94.2009	90.6857	90.7979	91.7598	92.1739	92.6105
2	Bahrain	Dinar	279.7241	278.7992	265.1355	258.9241	261.7292	261.29	261.89295
3	Canada	Dollar	26.4223	95.0596	90.0225	88.6796	90.5474	90.8801	92.0946
4	China	Yuan	17.4108	17.2685	16.1882	15.6531	15.7929	15.7856	15.8840
5	Denmark	Krone	19.2378	19.2317	18.5207	18.0304	18.1428	17.9406	17.9355
6	E.M.U.	Euro	143.4783	143.4432	138.1241	134.5193	145.3693	133.7878	133.7113
7	Hong Kong	Dollar	13.5863	13.5414	12.8843	12.5762	12.7174	12.6985	12.7245
8	I.M.F.	SDR	162.0227	...	154.9027	152.2646
9	India	Rupee	1.6999	1.6901	1.6407	1.6179
10	Japan	Yen	1.0130	1.0286	0.9772	0.9507	0.9682	0.9645	0.9704
11	Kuwait	Dinar	373.1346	372.4646	355.1901	346.7845	350.5609	349.5088	349.9097
12	Malaysia	Ringgit	31.8574	31.7290	30.4454	29.9075	30.5113	30.5613	30.9624
13	Newzeland	Dollar	87.1359	87.0799	85.1932	83.98	84.8648	84.8537	85.9952
14	Norway	Krone	17.1153	17.1654	16.6606	16.3013	16.5906	16.308	15.9290
15	Oman	Riyal	273.9097	273.0035	259.6259	253.5559	256.305	255.8793	256.4505
16	Qatar	Riyal	28.9746	28.8794	27.4690	26.8231	27.108	27.0735	27.1242
17	Singapore	Dollar	82.7815	82.9418	78.8879	77.6694	78.7566	78.6521	79.3490
18	Sweden	Krona	16.2610	16.1716	15.6037	14.9075	15.0044	14.726	14.4839
19	Switzerland	Franc	116.5401	117.4797	113.5311	110.3955	110.9855	109.8656	110.0846
20	Saudi Arabia	Riyal	28.1060	28.0151	26.6656	26.0031	26.2872	26.2470	26.2976
21	U.A.E.	Dirham	28.6979	28.6036	27.2225	26.5481	26.842	26.8017	26.8516
22	U.K.	Sterling (Pound)	173.5253	173.9179	166.1010	163.0982	166.0195	166.2752	168.5664
23	U.S.A.	Dollar	105.3857	105.0605	99.9777	97.4928	98.5947	98.4679	98.6543421

Note: Euro, a common currency of the 11 member countries of European Economic and Monetary Union (EMU) was introduced with effect from 1st January, 1999.

Source: State Bank of Pakistan.

2. CLIMATE

2.1 Temperature at Selected Stations

(In centigrade)

Stations	Murree		Rawalpindi/Islamabad		Jhelum		Lahore		Sargodha	
Height in meters above sea level	2167		507		232		213		187	
	Max.	Min.	Max.	Min.	Max.	Min.	Max.	Min.	Max.	Min.

Month:

Feb. 2013	N.R	N.R	18.8	6.7	21.4	8.6	N.R	N.R	N.R	N.R
Mar. 2013	15.3	6.4	25.6	10.9	28.9	13.7	28.1	14.9	28.3	14.6
Apr. 2013	18.1	8.5	29.6	14.9	33.0	17.6	34.0	19.8	32.2	19.9
May 2013	24.1	14.5	36.1	18.7	40.4	23.2	43.3	25.1	40.3	24.7
Jun. 2013	25.6	16.9	37.9	23.3	40.7	27.0	38.7	26.5	40.7	27.9
Jul. 2013	N.R	N.R	N.R	N.R	N.R	N.R	N.R	N.R	N.R	N.R
Feb. 2014	7.6	0.9	19.3	5.7	20.9	7.7	20.3	8.0	21.1	7.2
Mar. 2014	10.6	3.1	21.9	10.5	25.5	23.5	25.2	12.5	25.4	13.9
Apr. 2014	17.0	8.6	28.5	13.9	31.4	16.9	32.1	17.9	31.4	17.4
May 2014	21.5	11.8	40.0	25.0	35.9	21.6	32.1	17.9	42.0	28.3
Jun. 2014	26.7	16.9	38.8	22.7	41.8	25.8	41.2	27.3	43.3	29.0
Jul. 2014	23.6	16.8	34.9	24.9	36.4	26.6	36.5	26.4	37.3	28.0

Stations	Faisalabad		Multan		Bahawalpur		Hyderabad		Nawabshah	
Height in meters above sea level	183		122		116		40		37	
	Max.	Min.	Max.	Min.	Max.	Min.	Max.	Min.	Max.	Min.

Month:

Feb. 2013	20.6	8.9	N.R	N.R	22.5	10.7	26.6	13.2	26.7	11.0
Mar. 2013	28.1	13.7	28.8	15.1	30.2	14.7	33.6	18.0	34.0	15.4
Apr. 2013	34.1	19.6	34.4	20.5	35.5	20.1	37.3	21.1	38.5	21.3
May 2013	40.4	24.2	41.4	26.1	41.9	24.7	41.8	24.7	45.0	25.7
Jun. 2013	40.1	27.5	41.4	29.3	40.8	28.5	39.4	27.2	45.0	25.0
Jul. 2013	N.R	N.R	N.R	N.R	N.R	N.R	37.6	27.0	41.1	28.3
Feb. 2014	19.8	7.3	21.9	8.9	22.5	8.5	25.2	13.0	24.3	9.6
Mar. 2014	25.5	13.0	26.8	14.3	27.5	13.7	40.0	18.0	31.9	15.1
Apr. 2014	32.7	18.5	34.5	20.1	35.6	20.0	38.5	12.6	40.0	21.1
May 2014	37.1	23.6	38.3	24.7	39.0	25.0	41.0	25.5	43.0	25.0
Jun. 2014	41.8	28.1	41.8	30.3	43.2	29.5	40.8	27.7	45.4	28.9
Jul. 2014	38.0	27.7	38.9	29.4	39.6	29.4	37.6	27.3	41.8	28.0

Contd.

2.1 Temperature at Selected Stations

(In centigrade)

Stations	Jacobabad		Karachi A.P.		Peshawar		D.I.Khan		Saidu Sharif		Gilgit	
Height in meters above sea level	55		21		359		173		961		1459	
	Max.	Min.	Max.	Min.	Max.	Min.	Max.	Min.	Max.	Min.	Max.	Min.

Month:

Feb. 2013	23.4	12.6	28.1	15.1	18.7	7.4	20.8	8.7	N.R	N.R	13.8	1.6
Mar. 2013	30.8	16.8	33.2	19.2	25.2	13.0	29.3	15.7	21.7	9.5	21.7	6.3
Apr. 2013	36.2	22.5	34.0	24.2	29.7	16.8	32.2	18.0	25.9	12.5	25.6	10.3
May 2013	44.4	26.8	35.1	27.1	29.7	16.8	40.2	22.5	32.2	17.6	28.0	12.1
Jun. 2013	43.4	29.5	36.5	29.3	38.7	26.1	41.0	25.6	35.4	21.2	36.4	16.7
Jul. 2013	40.9	30.0	33.5	28.1	N.R	N.R	N.R	N.R	N.R	N.R	N.R	N.R
Feb. 2014	24.1	9.5	28.0	13.1	19.4	8.0	21.9	6.6	14.9	3.8	13.7	0.3
Mar. 2014	29.7	14.8	31.7	18.9	21.6	11.2	24.8	11.1	17.8	7.5	12.1	1.0
Apr. 2014	37.9	21.5	35.1	24.4	29.1	16.3	31.9	17.2	25.0	12.8	24.2	9.3
May 2014	41.9	25.9	35.9	27.0	33.9	21.3	37.6	21.7	29.8	15.9	35.2	14.1
Jun. 2014	45.4	28.8	36.5	29.2	33.9	21.3	42.6	25.5	43.0	29.0	34.5	14.5
Jul. 2014	41.1	29.1	34.0	28.3	36.7	27.3	38.8	25.6	35.6	23.8	35.7	18.3

Stations	Quetta (Samungli)		Zhub (Fortsandeman)		Khuzdar		Punjour		Dalbadin	
Height in meters above sea level	1600		1405		1231		980		848	
	Max.	Min.	Max.	Min.	Max.	Min.	Max.	Min.	Max.	Min.

Month:

Feb. 2013	N.R	N.R	N.R	N.R	19.0	5.5	21.5	6.6	N.R	N.R
Mar. 2013	N.R	N.R	N.R	N.R	25.9	10.7	28.0	12.0	N.R	N.R
Apr. 2013	N.R	N.R	N.R	N.R	27.7	16.8	31.0	17.0	N.R	N.R
May 2013	31.0	11.9	N.R	N.R	35.3	23.0	37.8	21.9	N.R	N.R
Jun. 2013	N.R	N.R	37.2	21.4	38.1	24.0	40.0	26.0	N.R	N.R
Jul. 2013	N.R	N.R	N.R	N.R	N.R	N.R	41.0	26.0	N.R	N.R
Feb. 2014	7.2	-0.7	14.4	1.1	17.3	3.0	16.3	3.0	17.1	2.1
Mar. 2014	18.0	3.1	19.5	6.8	24.0	9.3	24.0	10.2	26.3	8.1
Apr. 2014	25.5	8.6	26.7	14.0	35.0	18.1	32.8	18.3	34.9	15.5
May 2014	36.0	18.6	38.0	23.3	40.0	26.4	37.1	21.7	44.0	26.8
Jun. 2014	36.0	18.6	38.0	23.3	40.0	26.4	41.0	27.1	44.0	26.8
Jul. 2014	37.5	22.0	38.0	25.1	39.2	26.2	40.0	27.0	44.0	24.1

N.R = Not received

Source: Pakistan Meteorological Department, Karachi.

2.2 Rainfall at Selected Stations

Stations	(In millimeters)										
	Murree	Rawalpindi/ Islamabad	Jhelum	Lahore	Sargodha	Faisal- abad	Multan	Bahawal- pur	Hyder- abad	Nawab- shah	Jaco- abad
Height in meters above sea level	2167	507	232	213	187	183	122	116	40	37	55
Year/month											
2009	1270.6	401.0	542.0	372.0	187.0	377.0	119.0	147.0	209.0	107.0	43.0
2010	1681.6	849.0	771.0	541.0	602.0	545.0	285.0	226.0	214.0	343.0	152.0
2011	1442.2	1079.0	748.0	903.0	710.0	544.0	180.0	164.0	404.1	309.0	293.3
2012	1515.0	1076.0	717.0	527.0	368.0	366.0	239.0	183.0	121.0	182.0	486.0
2013	1451.0	1732.0	924.0	1109.0	362.0	378.0	157.0	148.0	74.0	86.0	345.0
Feb. 2013	N.R	297.9	100.5	N.R	N.R	59.5	N.R	52.5	4.4	30.2	36.1
Mar. 2013	90.2	54.4	9.5	19.0	31.7	4.8	13.0	3.0	0.0	1.0	1.0
Apr. 2013	101.3	39.1	45.5	7.3	47.1	25.4	6.8	2.0	28.2	TR	12.0
May 2013	39.5	13.8	14.0	1.2	27.4	7.0	3.8	1.2	Tr.	0.0	0.0
Jun. 2013	303.2	94.0	83.0	136.0	59.8	98.6	33.3	55.5	Tr.	0.0	52.0
Jul. 2013	N.R	N.R	N.R	N.R	N.R	N.R	N.R	N.R	2.5	7.5	0.0
Feb. 2014	104.8	50.4	27.6	22.6	7.0	16.2	22.9	7.2	0.0	0.0	3.0
Mar. 2014	280.5	282.4	148.8	50.3	37.2	38.7	32.4	4.9	0.0	7.4	8.1
Apr. 2014	46.9	11.0	84.1	64.8	62.0	29.4	0.0	3.2	7.0	15.0	2.0
May 2014	151.1	31.0	73.5	50.1	31.0	5.0	66.7	21.6	0.0	31.6	1.0
Jun. 2014	103.8	32.0	25.1	50.1	38.2	3.0	0.0	0.0	0.0	0.0	3.2
Jul. 2014	288.3	73.0	123.3	43.4	120.7	52.0	71.0	18.3	14.0	1.3	0.0

2.2 Rainfall at Selected Stations

(In millimeters)

Stations	Karachi Airport	Peshawar	D.I. Khan	Saidu Sharif	Gilgit	Quetta (Samungli)	Zhob (Fortsandeman)	Khuzdar	Punjab	Dalbadin
Height in meters above sea level	21	359	173	961	1459	1600	1405	1231	980	848

Year/month

2009	280.0	533.0	285.0	958.1	141.1	200.0	270.0	234.0	60.0	125.0
2010	373.0	839.0	756.0	1465.1	214.6	102.0	279.0	159.0	54.0	20.0
2011	290.6	568.0	281.0	853.7	158.7	246.5	40.5	286.6	138.0	64.9
2012	152.0	480.0	450.0	803.0	110.0	410.0	47.0	167.0	33.0	160.0
2013	169.0	551.0	327.0	954.0	153.0	53.0	66.0	479.0	101.0	23.0
Feb. 2013	20.0	180.8	86.1	N.R	3.6	N.R	N.R	131.0	25.0	N.R
Mar. 2013	2.8	116.0	46.1	128.0	3.2	N.R	N.R	40.0	15.0	N.R
Apr. 2013	30.0	85.0	8.1	67.0	5.6	N.R	N.R	46.7	24.0	N.R
May 2013	0.0	0.0	Tr.	38.0	50.0	2.0	N.R	0.2	0.0	N.R
Jun. 2013	Tr.	18.0	100.4	192.5	7.1	N.R	20.0	16.9	0.0	N.R
Jul. 2013	5.1	N.R	N.R	N.R	N.R	N.R	N.R	N.R	0.0	N.R
Feb. 2014	0.0	32.0	27.2	121.7	0.4	31.0	25.0	75.5	0.0	8.0
Mar. 2014	12.4	111.0	68.5	215.9	3.6	73.0	66.5	60.1	9.0	16.0
Apr. 2014	0.0	0.0	59.8	0.0	0.0	17.0	25.0	0.0	16.0	9.0
May 2014	1.3	20.0	8.0	95.1	40.0	0.0	0.0	0.0	0.0	44.0
Jun. 2014	Tr.	33.3	33.5	2.5	4.5	0.0	0.0	0.0	0.0	Tr.
Jul. 2014	1.1	54.0	59.0	69.1	21.1	0.0	15.2	44.7	0.8	1.3

Source: Pakistan Meteorological Department, Karachi.

N.R = Not received

Tr. = Trace (Rainfall less than 0.1 mm)

0.0 = No rainfall

3. ENERGY & MINING

3.1 Production of Crude Oil

(Barrels)			
S.NO	Field	July,14	Cumulative Total from July 2014
PUNJAB			
1	ADHI	205611	205611
2	BALKASSAR	9960	9960
3	BELA	0	0
4	BHALSYEDAN	352	352
5	BHANGALI	0	0
6	CHAK NAURANG	8215	8215
7	DAKHNI	27185	27185
8	DHODAK	1136	1136
9	DHULIAN	4916	4916
10	DHURNAL	3075	3075
11	DOMMAIL	0	0
12	FIMKASSAR	3379	3379
13	HALINI	0	0
14	JOYAMIR	1135	1135
15	KAL	8041	8041
16	KHAUR	158	158
17	MEYAL	9501	9501
18	MINWAL	0	0
19	MISSAKISWAL	666	666
20	PARIWALI	15863	15863
21	PINDORI	8111	8111
22	RAJIAN	64350	64350
23	RATANA	18761	18761
24	RODHO SALSABIL	3645	3645
25	SADKAL	1358	1358
26	TOOT	10634	10634
27	TURKWAL	976	976
28	GHAURI	40905	40905
TOTAL		447933	447933
SINDH			
1	AASSU	137074	137074
2	ADAM	5077	5077
3	ALI	433	433
4	ALI ZAUR	0	0
5	BALUCH	11171	11171
6	BAQAR DEEP	0	0
7	BHATI/ NAKURJI	11	11
8	BHIT	9087	9087
9	BIJORO	12118	12118
10	BILAL 1	0	0
11	BILAL NORTH	0	0
12	BOBI	37865	37865
13	BUKHARI	0	0
14	BUKHARI DEEP	70	70
15	BUZDAR UNIT	0	0
16	CHAK 2	8710	8710
17	CHAK 7A	1240	1240
18	DABHI (South)	2240	2240
19	DABHI (North)	4351	4351
20	DUPHRI	273	273
21	FATEH SHAH	0	0
22	FATEH SHAH DEEP	0	0
23	FATEH SHAH NORTH	0	0
24	GHARO	4931	4931
25	GHUNGRO	2605	2605
26	GOLARCHI	0	0
27	GOPANG	0	0
28	HALIPOTA	5278	5278
29	HASEEB	0	0

Contd.

3.1 Production of Crude Oil

(Barrels)			
S.NO	Field	July,14	Cummulative Total from July 2014
30	JABO	6215	6215
31	JABO NORTH	0	0
32	JAGIR	1856	1856
33	JALAL	0	0
34	JARAR DEEP	6112	6112
35	JHABERI SOUTH	2093	2093
36	JOGWANI	70	70
37	KADANWARI	932	932
38	KAKJANI	0	0
39	KAMAL NORTH 1	7414	7414
40	KANDH KOT	221	221
41	KATO	0	0
42	KEYHOLE G	0	0
43	KHASKELI	6634	6634
44	KHASKELI DOWN THROWN	709	709
45	KHASKELI NORTH	0	0
46	KHOREWAH	2584	2584
47	KHOREWAH DEEP	0	0
48	KOLI	3612	3612
49	KUNNAR	100885	100885
50	KUNNAR PASAKHI DEEP	35085	35085
51	LAGHARI	3292	3292
52	LASHARI CENTRE	18295	18295
53	LIARI	0	0
54	LIARI DEEP	0	0
55	LODANO	6412	6412
56	LODANO DEEP	20312	20312
57	MAKDUMPUR	3307	3307
58	MALAH	174	174
59	MARI	2261	2261
60	MATLI	0	0
61	MAZARANI	369	369
62	MAZARI	9485	9485
63	MEWA	0	0
64	MEYUN ISMAIL DEEP	200	200
65	MEYUN ISMAIL	1070	1070
66	MIANO	902	902
67	MISSAN	4530	4530
68	MISSRI	1873	1873
69	MOHANO	2559	2559
70	MOLLAN N	2460	2460
71	MUBAN	9031	9031
72	MULAKI	0	0
73	NAIMAT BASAL	0	0
74	NAIMAT WEST	14177	14177
75	NOORAI JAGIR	0	0
76	NORTH AKRI	2273	2273
77	NUR BAGHLA	2880	2880
78	PAKHRO	0	0
79	PANIRO	3489	3489
80	PASAKI	104390	104390
81	PASAKI N	23440	23440
82	PASAKI NORTH EAST	9085	9085
83	PIARO DEEP	185	185
84	PIR APAN	0	0
85	PIR AMAN	0	0
86	QABUL	0	0
87	QADIR PUR	21100	21100
88	RAHIM NORTH	41984	41984
89	RAJO	0	0
90	REHMAT	0	0
91	RIND	0	0
92	SAKHI	3729	3729

Contd.

3.1 Production of Crude Oil

(Barrels)			
S.NO	Field	July,14	Cummulative Total from July 2014
93	SAKHI DEEP	152	152
94	SAKHI SOUTH DEEP	143	143
95	SAQIB	377	377
96	SHAH DINO	0	0
97	SHEIKHANO	7515	7515
98	SHEIKHANO DEEP	4710	4710
99	SINJHORO	0	0
100	SONO	31770	31770
101	SONRO	43656	43656
102	SOUTH BUZDAR	507	507
103	SOUTH BUZDAR DEEP	13705	13705
104	SOUTH MAZARI	10403	10403
105	SOUTH MAZARI DEEP	17035	17035
106	SUJAWAL	2173	2173
107	TAJEDI	2609	2609
108	TANDO ALAM	21305	21305
109	TANDO GHULAM ALI	644	644
110	TANGRI	2798	2798
111	TANGRI DEEP	283	283
112	THORA	21515	21515
113	TURK	2936	2936
114	TURK DEEP	1408	1408
115	UMER	0	0
116	ZAMZAMA	30692	30692
117	ZAUR	6327	6327
118	ZAUR DEEP	0	0
119	ZAUR SOUTH	0	0
120	BACHAL	2376	2376
121	SUMAR DEEP	14162	14162
122	JAKHRO	7800	7800
123	GAGANI	0	0
124	THEBO	13805	13805
125	MEHAR	86320	86320
126	BAKSH DEEP	3788	3788
127	SOHRAB DEEP	3929	3929
128	LATIF	956	956
129	LUNDALI	0	0
130	MURID	60722	60722
131	SUTIARI DEEP	4170	4170
132	NANDO	0	0
TOTAL		1150911	1150911
KHYBER .P.K			
1	CHANDA	62695	62695
2	MAKORI	2674	2674
3	MAKORI EAST	456767	456767
4	MAMIKHEL	43649	43649
5	MANZALAI	25135	25135
6	MARAMZAI	117298	117298
7	MELA	55340	55340
8	NASPHA	600701	600701
9	SHEKHAN	0	0
10	TOLANG	0	0
TOTAL		1364259	1364259
BALUCHISTAN			
1	KHOST	0	0
2	SUI	595	595
3	UCH	1349	1349
TOTAL		1944	1944
GRAND TOTAL		2965047	2965047

3.2 Production of Natural Gas (MCFT)

(MCFT)			
S.NO.	Field	July,14	Cummulative Total from July 2014
PUNJAB			
1	ADHI	1291.49	1291.49
2	BAHU	652.20	652.20
3	BALKASSAR	1.42	1.42
4	BELA	39.66	39.66
5	BHANGALI	0.00	0.00
6	DAKHNI	1252.09	1252.09
7	DHODAK	125.70	125.70
8	DHULIAN	72.85	72.85
9	DHURNAL	16.36	16.36
10	DOMAIL	0.00	0.00
11	FIMKASSAR	3.41	3.41
12	KAL	2.26	2.26
13	MEYAL	83.68	83.68
14	MISSAKISWAL	3.62	3.62
15	NANDPUR/PANJPIR	267.62	267.62
16	PARIWALI	202.49	202.49
17	PINDORI	20.96	20.96
18	RAJIN	23.98	23.98
19	RATANA	297.91	297.91
20	RODHO(SALSABIL)	517.79	517.79
21	SADKAL	52.62	52.62
22	TOOT	25.13	25.13
23	TURKWAL	1.55	1.55
23	HALINI	0.00	0.00
TOTAL		4954.79	4954.79
SINDH			
1	ADAM	357.00	357.00
2	ALI	86.53	86.53
3	ALI ZAUR	0.00	0.00
4	BADAR	384.85	384.85
5	BALUCH	48.45	48.45
6	BAQAR DEEP	0.31	0.31
7	BHATTI/NAKURJI	24.22	24.22
8	BHIT&BADHRA	10068.00	10068.00
9	BIJORO	1.89	1.89
10	BILAL	0.00	0.00
11	BILAL NORTH	0.00	0.00
12	BLOCK-22	187.58	187.58
13	BOBI	534.30	534.30
14	BUKHARI	0.00	0.00
15	BUKHARI DEEP	60.64	60.64
16	BUZDAR SOUTH	6.54	6.54
17	BUZDAR SOUTH DEEP	344.82	344.82
18	BUZDAR UNIT	0.00	0.00
19	CHACHAR	27.00	27.00
20	CHAK 2	258.29	258.29
21	CHAK 7A	18.60	18.60
22	DABHI NORTH	2.07	2.07
23	DABHI SOUTH	8.82	8.82
24	DUPHRI	57.05	57.05
25	FATEH SHAH	0.00	0.00
26	FATEH SHAH NORTH	40.38	40.38
27	GHARO	0.75	0.75
28	GHUNGRO	2.41	2.41
29	GOLARCHI	12.46	12.46
30	GOPANG	12.00	12.00
31	HAIDER DEEP	3.19	3.19
32	HALIPOTA	19.87	19.87
33	HASEEB	359.11	359.11
34	JABO	11.67	11.67
35	JABO NORTH	0.00	0.00
36	JAGIR	1.18	1.18
37	JALAL	0.00	0.00
38	JARAR DEEP	290.90	290.90
39	JHABERI SOUTH	1.83	1.83
40	JOGWANI	50.67	50.67

Contd.

3.2 Production of Natural Gas (MCFT)

(MCFT)			
S.NO.	Field	July,14	Cummulative Total from July 2014
40	KADANWARI	4837.00	4837.00
41	KAMAL NORTH -1	38.34	38.34
42	KANDHKOT	5423.00	5423.00
43	KATO	2.53	2.53
44	KAUSAR	80.31	80.31
45	KEYHOLE G	0.00	0.00
46	KHASKHELI	6.60	6.60
47	KHASKHELI NORTH	0.00	0.00
48	KHASKHELI DOWN THROWN	0.66	0.66
49	KHOREWAH	212.78	212.78
50	KHOREWAH DEEP	24.66	24.66
51	KOLI	5.33	5.33
52	KOONJ-1A	47.58	47.58
53	KUNNAR	453.13	453.13
54	KUNNAR PASAKHI DEEP	3769.72	3769.72
55	LAGHARI	5.02	5.02
56	LATIF	3006.00	3006.00
57	LIARI	3619.00	3619.00
58	LIARI DEEP	0.00	0.00
59	LODANO	53.75	53.75
60	LODANO DEEP	41.64	41.64
61	MAKHDUM PUR	24.93	24.93
62	MAKHDUM PUR DEEP	7.75	7.75
63	MALAH	0.30	0.30
64	MARI	18989.32	18989.32
65	MATLI	3.18	3.18
66	MAZARI	5.26	5.26
67	MAZRANI	158.00	158.00
68	MEVA	11.47	11.47
69	MEYUN ISMAIL	0.00	0.00
70	MEYUN ISMAIL DEEP	25.24	25.24
71	MIANO	2089.00	2089.00
72	MISSRI	3.72	3.72
73	MOHANO	1.27	1.27
74	MUBAN	1.89	1.89
75	MULAKI	0.00	0.00
76	NAIMAT BASAL	157.45	157.45
77	NAIMAT WEST	1416.54	1416.54
78	NANDO	33.63	33.63
79	NOORAI JAGIR	0.00	0.00
80	NORTH AKRI	0.83	0.83
81	NUR BAGHLA	196.58	196.58
82	NURPUR DEEP	36.98	36.98
83	PAKHRO	4.59	4.59
84	PANIRO	4.45	4.45
85	PASAKHI	20.62	20.62
86	PIARO DEEP	26.50	26.50
87	PIR	0.00	0.00
88	PIR APAN	0.00	0.00
89	QABUL	0.00	0.00
90	QADIRPUR	14425.66	14425.66
91	QASIM DEEP	145.03	145.03
92	RAHIM NORTH	108.77	108.77
93	RAJO	0.00	0.00
94	RAJPAN	0.00	0.00
95	REHMAN	313.24	313.24
96	REHMAT	0.00	0.00
97	RIND	0.00	0.00
98	SAKHI	0.00	0.00
99	SAKHI DEEP	31.61	31.61
100	SAKHI SOUTH DEEP	26.00	26.00
101	SAQIB	157.98	157.98
102	SARA/SURI	0.00	0.00
103	SARI HUNDI	56.82	56.82
104	SAWAN	0.00	0.00
105	SHAH DINO	0.00	0.00
106	SHEIKHANO	8.47	8.47

Contd.

3.2 Production of Natural Gas (MCFT)

(MCFT)			
S.NO.	Field	July,14	Cummulative Total from July 2014
106	SHEIKHANO DEEP	3.45	3.45
107	SINJHORO	0.00	0.00
108	SONRO	33.02	33.02
109	SOUTH MAZARI	6.46	6.46
110	SOUTH MAZARI DEEP	114.18	114.18
111	SUJAWAL	304.85	304.85
112	TAJEDI	0.41	0.41
113	TAJJAL	224.00	224.00
114	TANDO GHULAM ALI	61.48	61.48
115	TANGRI	2.55	2.55
116	TANGRI DEEP	55.64	55.64
117	TURK	54.39	54.39
118	TURK DEEP	307.89	307.89
119	UMER	0.00	0.00
120	USMAN	114.13	114.13
121	ZAMZAMA	6423.00	6423.00
122	ZAUR	17.90	17.90
123	ZAUR DEEP	5.19	5.19
124	ZAUR SOUTH	0.00	0.00
125	ZAUR WEST	0.00	0.00
126	SUMAR DEEP	684.03	684.03
127	BACHAL	9.93	9.93
128	JAKHRO	136.79	136.79
129	GAGANI	0.00	0.00
130	AASSU	14.66	14.66
131	AMDANI	0.00	0.00
132	LUNDALI	45.00	45.00
133	MARU-RETI	383.13	383.13
134	MEHAR	970.91	970.91
135	BAKSH DEEP	638.68	638.68
136	SOHRAB DEEP	1197.01	1197.01
137	THEBO	129.85	129.85
138	DACHRAPUR	357.89	357.89
139	JHOK	0.00	0.00
140	RAGNI DEEP	18.07	18.07
141	MURID	28.79	28.79
142	SUTIARI DEEP	1134.77	1134.77
143	SUHRAT	0.00	0.00
144	TOTAL	86881.56	86881.56
KHYBER .P.K			
1	CHANDA	127.65	127.65
2	MAKORI	86.60	86.60
3	MAKORI EAST	1817.07	1817.07
4	MAMIKHEL	1089.01	1089.01
5	MANZALAI	1964.34	1964.34
6	MARAMZAI	3170.23	3170.23
7	MELA	314.14	314.14
8	NASHPA	2253.35	2253.35
9	SHEKHAN	0.00	0.00
10	TOLANJ X	0.00	0.00
11	TOTAL	10822.39	10822.39
BALOCHISTAN			
1	LOTI	714.37	714.37
2	PIRKOH	443.20	443.20
3	SUI	13105.00	13105.00
4	UCH	11912.40	11912.40
	TOTAL	26174.97	26174.97
	GRAND TOTAL	128833.71	128833.71

3.3 Production of Crude Oil, Natural Gas and Electricity

Year / Month	Crude Oil (000 Barrels)	Natural Gas(MCFT)	Total	Electricity (Mn.Kwh)		
				Hydel	Thermal	Nuclear
2009-10	23706	1482846	94222	27927	63504	2791
2010-11	24041	1471590	86873	31781	52376	2716
2011-12	24573	1558960	67272	28431	53571	5270
2012-13	27841	1505839	86190	29687	51950	4553
2013-14	31585	149368	89883	31698	53283	4902
2013 Jul	2522	127699	9513	3883	5198	432
Aug	2494	128375	9283	3912	4848	523
Sep	2359	122440	9416	4087	4835	494
Oct	2489	124690	8205	2924	4748	533
Nov	2473	121995	7565	2473	4533	559
Dec	2614	129113	6848	1885	4457	506
2014 Jan	2687	128611	6286	867	4877	542
Feb	2448	114115	6129	1997	3705	427
Mar	2865	127962	6254	1589	4288	377
Apr	2779	121018	6225	1766	4078	381
May	2981	124753	6603	2755	3681	167
Jun	2873	122914	5208	3346	1841	21
Jul r	2965	128833	8321	3751	4150	420

r = Revised

Source: i) Directorate General of Petroleum concession
M/O Petroleum & Natural Resources Islamabad
ii) Electricity Generating Establishment.

3.4 Mineral Production

(Thousand Tonnes)

Year / Month	Marble	Arg Clay	Silica Sand	Gypsum	Lime Stone	Ordinary Stone(MT)	Rock Salt	Coal	Copper	Copper Blister (MT)**
2009-10	1065	4304	411	854	37137	6715	1944	3536	-	18121
2010-11	1069	4484	301	885	32021	6685	1954	3292	-	15672
2011-12	1751	4562	270	1260	35016	6540	2136	3179	-	17931
2012-13	2360	4513	356	1250	38932	945	2160	2809	-	12285
2013-14	2057	4933	268	1322	36462	2695	2220	3453	-	8864
2013 Jun	187r	309	14	87	2709	350	189	204r	-	2210
Aug	172r	340	19	57	2583	305	124	132r	-	-
Sep	175r	410	24	103	2586	250	182	238	-	2190
Oct	124	485	19	90	3230	305	147	233	-	2133
Nov	244	432	29	135	2701	150	220	290	-	-
Dec	218	369	31	108	2896	150	208	255	-	-
2014 Jan	254	345	27	122	2902	155	206	312	-	-
Feb	108	239	20	99	2268	255	196	298	-	-
Mar	220	435	18	150	2851	260	218	312	-	-
Apr	164	487	16	117	3519	205	139	462	-	-
May	97	567	20	108	3979	260	204	447	-	-
Jun	185	517	32	145	4238	50	187	273	-	2331
Jul r	141	229	34	127	3981	155	206	449	-	-

**= Copper Blister for the months of July,08 to onward.

Contd.

3.4 Mineral Production

(Tonnes)

Year / Month	Iron ore	Bauxite	Barytes	Bentonite	Celestite	China Clay	Chalk	Chromite	Dolomite	Laterite
2009-10	447541	9031	57166	34596	160	22769	2939	257148	130408	181046
2010-11	329100	9033	31836	30840	-	16055	1100	148034	240111	298994
2011-12	384893	30223	48510	16520	-	21555	2749	179203	198392	293625
2012-13	408604	25288	118471	26077	-	22917	810	136443	335819	328067
2013-14	176290	31156	132379	40650	-	16191	1005	68094	673042	380166
2013 Jul	19318r	2104	2795	1051	-	2107	137	6495	30437	12044
Aug	6538r	1264	5394	935	-	2247	139	6887	25248	44778
Sep	13158r	1324	11522	1468	-	2047	156	6844	32201	12216
Oct	22557r	2110	2048	1691	-	759	135	5109	23387	113021
Nov	11624	2218	14278	2162	-	846	123	5783	33384	31614
Dec	21386	3537	9183	4011	-	1151	141	5475	26868	20123
2014 Jan	26534	2772	4494	2374	-	636	65	7074	33570	26454
Feb	10979	2162	7555	4074	-	1627	-	3759	27659	18507
Mar	11710	2765	28300	1489	-	1046	74	3125	41993	23593
Apr	16567	4187	17063	4118	-	1178	10	5141	195146	17173
May	7658	4588	19040	8222	-	1025	15	6830	92335	27063
Jun	8257	2125	10707	9055	-	1522	10	5572	110814	33580
Jul r	20528	1303	14874	8638	-	1027	17	6832	101574	30321

Contd.

3.4 Mineral Production

(Tonnes)

Year / Month	Feldspar	Fire Clay	Flourite	Fullers Earth	Magnesite	Magnese	Ocher	Ord Sand/Bajri Sand	Soap Stone	Sulphur
2009-10	54198	329055	290	11219	5159	1655	55352	-	53991	26641
2010-11	23254	274042	3156	4180	4908	785	36078	-	47561	27645
2011-12	53235	408187	6859	6906	5444	345	42107	-	55515	25560
2012-13	38218	454645	13344	4259	6705	290	37769	2141	93214	20610
2013-14	81858	458037	7469	6397	3725	3945	32634	3500	72234	35672
2013 Jul	4781	30908	191	470	266	90	2934	850	7911	2850
Aug	12998	25244	223	222	265	25	2701	850	4278	2929
Sep	13660	28968	267	484	446	510	3305	900	4654	2822
Oct	11715	48226	316	432	450	685r	2624	250	5468	2923
Nov	15343	40046	609	606	336	680	2677	600	10476	2750
Dec	6448	45651	657	380	448	600	2476	50	8363	3174
2014 Jan	1660	33765	853	906	380	--	2753	--	10331	3160
Feb	-	26862	799	938	--	--	1732	--	--	2874
Mar	-	34414	964	606	--	--	1772	--	436	3168
Apr	5628	44047	957	458	350	510	2089	--	8213	2968
May	8410	52713	576	338	378	360	3025	--	8661	3103
Jun	1215	47193	1088	457	406	560	4546	--	3043	2951
Jul r	4812	52715	299	397	392	460	3785	--	5852	3125

r = Revised

4. HEALTH

4.1(a) Monthly Immunization Coverage Number of doses administered (0-11 months)children during 2014

Month(s)	BCG	OPV-0	OPV-1	OPV-2	OPV-3	Pentava- lent-1	Pentava- lent-2	Pentava- lent-3	Pneumo- 1	Pneumo- 2	Pneumo- 3	Measles- 1
January	525198	405746	497271	475564	456038	496598	472501	454779	475363	448038	430709	424624
February	503120	385213	482021	454397	440269	480933	451873	439446	448297	422985	409269	416515
March	514655	382458	510467	475154	460467	510264	474701	460935	480788	445640	432791	451966
April	487535	357367	493367	480592	470418	497255	479967	470089	463280	451386	442319	479451
May	458787	348140	452260	448345	445106	449792	447608	444123	417859	417049	414166	431932
June	462981	353342	431425	424896	432300	434424	427945	435313	405970	401532	411336	428978
July	480073	383700	430021	414551	418244	429940	414472	418136	408789	392877	397170	430867
August												
September												
October												
November												
December												
Total	3432349	2615966	3296832	3173499	3122842	3299206	3169067	3122821	3100346	2979507	2937760	3064333

Source : National Institute of Health, Islamabad.

**4.1(b) Monthly Immunization Coverage
Number of doses administered (12-23 Months) children during 2014**

MONTH	BCG	OPV-1	OPV-2	OPV-3	Pentava- lent-1	Pentava- lent-2	Pentavalent-3	Measles- 2
January	937	1731	1329	2294	1775	1399	1097	343066
February	2463	1713	1233	3196	1712	1233	3191	343434
March	2594	2836	2077	1871	2783	2045	1835	370358
April	15914	4597	3817	3485	4592	3813	3459	399776
May	2078	1689	1403	1319	1685	1400	1253	339376
June	4393	1314	864	3022	3370	1208	1306	343568
July	1427	713	533	479	802	533	479	340692
August								
September								
October								
November								
December								
Total	29806	14593	11256	15666	16719	11631	12620	2480270

BCG = Bacillus of Chalmette and Guerin
OPV = Oral Polio Vaccine

Source : National Institute of Health, Islamabad.

**4.1(c) Monthly Immunization Coverage
Number of TT doses administered to women during 2014**

MONTH	Pregnant Women					Childbearing age women				
	TT1	TT2	TT3	TT4	TT5	TT1	TT2	TT3	TT4	TT5
January	348508	302479	40183	12529	7776	43448	32770	18221	6293	3011
February	358886	296457	39583	12422	7052	46802	34019	18123	8487	3460
March	381528	313968	38741	12567	7206	47167	34609	18031	9089	4040
April	406729	328086	40546	11976	6498	46936	32837	17722	5806	3396
May	401078	324784	41523	12600	8195	39794	27087	18009	4880	2782
June	371594	325646	33212	10815	6801	34649	24673	13328	4907	2726
July	346746	311628	31189	9909	5898	35676	24698	13489	4471	2931
August										
September										
October										
November										
December										
Total	2615069	2203048	264977	82818	49426	294472	210693	116923	43933	22346

TT = Tetanus Toxioid

Source : National Institute of Health, Islamabad.

4.2 Monthly Report on HIV Treatment Centres March, 2013

S. No	Centre Name	Male		Female		Children		Transgender		TOTAL	TOTAL on ART
		Total	On ART	Total	On ART	Total	On ART	Total	On ART		
1	PIMS, Islamabad	1442	496	274	152	28	22	2	1	1746	671
Punjab											
2	Mayo Hospital, Lahore	339	152	54	30	6	1	7	0	406	183
3	Services Hospital, Lahore	214	130	75	53	32	8	1	1	322	192
4	Peaditric Unit, Services Hospital, Lahore	0	0	0	0	144	64	0	0	144	64
5	Shaukat Khanum Hospital, Lahore	211	198	161	137	16	1	0	0	388	336
6	Jinnah Hospital, Lahore	608	263	201	111	2	0	16	8	827	382
7	DHQ Hospital, Sargodha	333	61	34	12	5	2	0	0	372	75
8	DHQ Hospital, D.G Khan	406	241	157	105	19	6	1	1	583	353
9	Allied Hospital, Faisalabad	157	85	16	14	0	0	0	0	173	99
10	Aziz Bhatti Hospital, Gujrat	284	181	192	138	0	0	0	0	476	319
Sindh											
11	Civil Hospital, Karachi	1798	527	190	123	27	0	25	7	2040	657
12	Peaditric Unit, Civil Hospital, Karachi	0	0	0	0	30	17	0	0	30	17
13	Indus Hospital, Karachi	251	119	66	31	0	0	0	0	317	150
14	Aga Khan Hospital, Karachi	0	0	0	0	26	18	0	0	26	18
15	Chanka Medical College Hospital, Larkana	392	230	91	52	12	2	0	0	495	284
Khyber Pakhtunkhwa											
16	Hayatabad Medical Complex, Peshawar	944	652	315	221	59	22	0	0	1318	895
17	KDA Hospital, Kohat	152	110	73	54	11	8	0	0	236	172
Balochistan											
18	Bolan Medical Complex, Quetta	154	73	29	15	7	5	0	0	190	93
Total		7685	3518	1928	1248	424	176	52	18	10089	4960

Source:- National Aids Control Programme, NIH, Islamabad.

4.3(a) Register Veterinary Medical Practitioner With PVMC- 2014

S.No.	RVMP Registration for the year of 2014	Male	Female	D.V.M	M.Sc	M.Phil	Ph.D	Total
1	January	28	1	29	Nil	Nil	Nil	29
2	February	129	7	136	Nil	Nil	Nil	136
3	March	49	1	48	2	Nil	Nil	50
4	April	9	2	11	Nil	Nil	Nil	11
5	May	31	4	34	Nil	1	Nil	35
6	June	22	3	23	1	1	Nil	25
7	July	97	20	117	Nil	Nil	Nil	117
8	August							
9	September							
10	October							
11	November							
12	December							
	Total	365	38	403	3	2	Nil	403

Total RVMP Registered since 1st January 2014 to 30th June 2014= 286
 Total RVMP Registered since 30th May 2000 to 30th June 2014= 8182

Source:- Pakistan Veterinary Medical Council, Islamabad.

4.3(b) Registered Animal Husbandry Graduate With PVMC- 2014

S.No.	RVMP Registration for the year of 2014	Male	Female	B.Sc. (Hons) A.H	M.Sc.	Ph.D	Total
1	January	Nil	Nil	Nil	Nil	Nil	Nil
2	February	NIL	NIL	NIL	NIL	NIL	NIL
3	March	3	NIL	NIL	3	NIL	3
4	April	2	NIL	2	NIL	NIL	2
5	May	1	NIL	NIL	1	NIL	1
6	June	1	NIL	1	NIL	NIL	1
7	July	2	NIL	NIL	2	NIL	2
8	August						
9	September						
10	October						
11	November						
12	December						
	Total	9	NIL	3	6	NIL	9

Total RAHG Registered since 1st January 2013 to 30th June 2014=07
 Total RAHG Registered since 30th May 2000 30th June 2014= 473

Source:- Pakistan Veterinary Medical Council, Islamabad.

4.4 Tuberculosis Report (FTI) (April -June, 2014)

Provinces/Regions	TB Cases NSS+	CDR SS+**	TB All Types			CDR Total	% Treatment Success Rate* (TSR)
			Male	Female	Total		
Punjab	21090	61.95	27147	27322	54469	67.96	NA
Sindh	7374	53.33	8444	7783	16227	50.71	NA
K.P.K	4148	49.71	2773	2252	5025	59.98	NA
Balochistan	914	29.63	629	932	1561	29.88	NA
F.A.T.A	307	22.04	310	381	691	33.76	NA
Gilgit Baltistan	60	13.42	194	290	484	40.03	NA
AJK	457	30.87	758	811	1569	46.53	NA
ICT	120	32.02	87	115	202	47.66	NA
Pakistan	34470	54.67	40342	39886	80228	60	NA

CDR : Case Deduction Rate

S+ Sputum Smear Positive

* Available One Year Lag

** Based on revised WHO estimates.

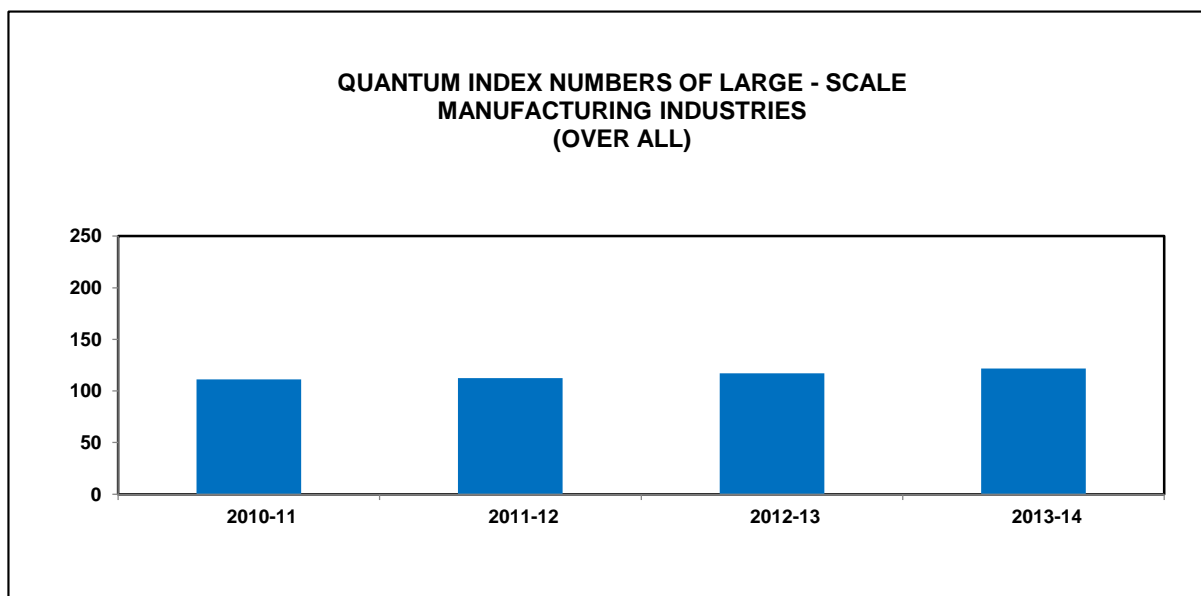
Source: National TB Control Programme NIH, Islamabad.

5. MANUFACTURING

5.1 Quantum Index Numbers of Large-Scale Manufacturing Industries

Year/month	Manufacturing (Over all)	Selected Items						
		Vegetable Ghee	Tea Blended	Cigarettes	Cotton Yarn	Cotton Cloth	Jute Goods	Paper & Board
(2005-06=100)								
2010-11	111.14	94.81	103.43	101.97	115.43	112.89	89.16	95.79
2011-12	112.44	95.76	118.91	96.60	116.03	113.23	90.03	116.64
2012-13	117.04	98.88	141.83	105.05	118.51	113.86	98.39	135.35
2013-14	121.66	102.52	160.93	100.54	120.40	114.64	97.34	150.24
2013 Jul	110.75	104.68	159.60	78.06	119.55	114.45	100.65	164.53
Aug	109.24	97.11	129.50	84.53	120.02	114.85	82.97	153.63
Sep	112.65	98.96	147.45	102.18	119.83	114.58	102.87	159.06
Oct	111.88	97.80	152.91	98.15	120.21	114.71	91.45	168.41
Nov	138.40	105.29	172.19	96.36	119.55	114.05	104.05	153.92
Dec	134.08	101.91	182.11	97.31	120.16	114.32	112.15	128.22
2014 Jan	138.47	105.64	184.55	95.59	120.35	114.98	108.86	104.73
Feb	137.26	105.92	170.89	103.05	119.81	114.18	96.57	134.62
Mar	135.35	105.64	183.64	126.27	121.20	114.85	103.91	152.84
Apr	124.13	100.71	153.53	128.44	121.15	114.45	95.46	159.52
May	118.43	104.44	147.02	134.21	121.57	115.25	87.29	165.69
Jun	115.18	102.09	148.13	62.30	121.43	114.95	81.80	157.26
Jul	112.25	103.48	171.74	81.18	121.48	115.05	81.22	172.90

* = Provisional



Contd.

5.1 Quantum Index Numbers of Large-Scale Manufacturing Industries

Year/month	Selected Items				
	Cement	Auto Mobile	Fertilizers		
			Nit Fertilizer	Phos Fertilizer	Total
(2005-2006=100)					
2010-11	154.69	103.80	126.93	93.26	96.29
2011-12	159.22	107.31	121.21	93.91	96.37
2012-13	167.29	93.54	133.94	88.40	92.49
2013-14	168.62	91.15	137.52	104.81	107.75
2013 Jul	158.24	84.51	100.73	151.83	105.33
Aug	132.43	84.43	118.12	152.61	121.22
Sep	174.79	88.48	120.03	158.03	123.45
Oct	163.54	91.42	117.30	164.10	121.51
Nov	158.50	83.83	105.93	148.26	109.74
Dec	176.15	85.16	105.78	151.01	109.85
2014 Jan	161.99	96.02	101.55	36.39	95.69
Feb	158.11	90.71	91.81	74.85	90.29
Mar	190.11	104.11	101.32	168.11	107.33
Apr	183.90	96.27	97.74	136.83	101.26
May	178.09	99.76	95.53	159.01	101.25
Jun	188.49	89.15	101.84	149.22	106.10
Jul	137.43	76.41	107.43	147.60	111.04

5.2 Production of Manufacturing Items

Year/month	Vegetable Ghee (i)		Sugar (i)		Tea Blended (ii)	
	No. of reporting factories	Production (Tonnes)	No. of reporting factories	Production (Tonnes)	No. of reporting factories	Production (Tonnes)
(2005-06=100)						
2010-11	87	1091810	78	4168721	5	65782
2011-12	87	1102861	78	4634093	5	75628
2012-13	87	1138754	78	5073501	5	90201
2013-14	87	1180619	78	5582353	5	102352
2013 Jul	87	100456	78	0	5	8459
Aug	87	93192	78	0	5	6845
Sep	87	94976	78	0	5	7578
Oct	87	93859	78	0	5	7785
Nov	87	101049	78	61050	5	9126
Dec	87	97806	78	1244932	5	9652
2014 Jan	87	101386	78	1495573	5	9781
Feb	87	101649	78	1418391	5	9057
Mar	87	101386	78	904594	5	9733
Apr	87	96650	78	398546	5	8137
May	87	100232	78	27388	5	7792
Jun	87	97978	78	31879	5	7851
Jul	87	99307	78	0	5	9102

Contd.

5.2 Production of Manufacturing Items

Year/month	Beverages (iii) *		Cigarettes (ii)	
	No. of reporting factories	Production (000 litres)	No. of reporting factories	Production (Million Nos.)
(2005-2006=100)				
2010-11	...	1490983	14	65403
2011-12	...	1812430	14	61954
2012-13		2077729	14	67377
2013-14		2510288	14	64482
2013 Jul	...	255813	14	4172
Aug	...	224446	14	4518
Sep	...	210258	14	5461
Oct	...	188662	14	5246
Nov		174745	14	5150
Dec		110677	14	5201
2014 Jan		126472	14	5109
Feb		172437	14	5508
Mar		227109	14	6749
Apr		233995	14	6865
May		262614	14	7173
Jun		252283	14	3330
Jul		274080	14	4339

*** Not available

* In the new base 2005-06 Beverages has been replaced by soft drinks, juices, syrups and squashes and liquors.

Source: (i) Ministry of Industries & Production.
(ii) Provincial Bureaus of Statistics.
(iii) Central Board of Revenue.

Contd.

5.2 Production of Manufacturing Items

Year/ month	No. of reporting factories	Cotton Textiles (Mills sector)												
		Capacity installed			Capacity worked			Spindle hours worked (Mn. No.)	Looms hours worked (Mn.No.)	Rotors hours worked (Mn.No.)	Consumption of Raw Cotton (Tonnes)	Total Yarn Produ- ction (Tonnes)	Surplus Yarn (Tonnes)	Total Production of Cloth(000) (Sq.m)
		No. of Spindles (000)	No. of Looms (000)	No. of Rotors (000)	No. of Spindles (000)	No. of Looms (000)	No. of Rotors (000)							
2007-08	427	11834	8	203	9960	4	124	76400	21	512	3159170	2809383	2700283	1016390
2008-09	369	10514	9	153	9406	4	71	75408	24	485	2638235	2274347	2327217	1019183
2009-10	439	11392	7	195	10632	5	140	6221	2	40	3372364	2880970	2768071	1004587
2010-11	433	11421	7	195	10757	5	143	6903	2	40	3405727	2956972	1006567	1029672
2011-12		10994	7	161	9885		100							
2012 Jan	373	10994	7	161	9963	5	103	6498	2	40	231500	201000	82283	85250
Feb	373	10994	7	161	9925	5	103	6300	2	40	230575	200500	88197	85000
Mar	373	10994	7	161	9887	5	103	6382	2	40	231380	201200	88304	85350
Apr	373	10994	7	161	9906	5	104	6400	2	41	228850	199000	89483	85050
May	373	10994	7	161	9806	5	104	6491	2	41	222080	198000	89766	84500
Jun	373	10994	7	161	9893	5	103	6401	2	40	223070	198200	88626	84200
Jul	373	10994	7	161	9906	5	104	6301	2	42	236841	217900	82358	85520
Aug	373	10994	7	161	9893	5	104	6398	2	41	236640	218263	81553	85500
Sep	373	10994	7	161	9809	5	104	6400	2	40	238548	156904	81600	85600
Oct	373	10994	7	161	9893	5	109	6491	2	41	238290	219111	85590	85750
Nov	373	10994	7	161	9886	5	111	6401	2	40	237899	218935	83431	85500
Dec	373	10995	8	171	9892	5	120	6491	2	41	238456	219669	82792	85458

Contd.

5.2 Production of Manufacturing Items

Year / month	Cotton Cloth (Mills Sector) (Thousand square metres)															Grand Total
	Fine					Medium					Coarse					
	Grey	Bleached	Dyed & Printed	Blended	Total	Grey	Bleached	Dyed & Printed	Blended	Total	Grey	Bleached	Dyed & Printed	Blended	Total	
2007-08	318397	17800	80925	41347	458469	97785	38207	212153	6803	354948	130590	18053	47859	6588	193090	1006507
2008-09	323350	20706	80446	42402	466904	101250	38695	204411	6839	351195	130882	17981	45775	6946	201584	1019683
2009-10	323595	31995	61290	44402	451282	101895	39541	204656	7839	353931	131728	18826	46620	7200	204374	1009587
2010-11	324931	23331	62626	45202	491745	103231	40877	205992	8239	351655	133064	20162	47956	7228	186272	1029672
2011-12	28205	2966	6454	4228	431006	9729	3341	14382	580	343794	19832	822	7292	686	183902	1018702
2012 Jan	--	--	--	--	40810	--	--	--	--	28843	--	--	--	--	15597	85250
Feb	--	--	--	--	40710	--	--	--	--	28768	--	--	--	--	15522	85000
Mar	--	--	--	--	10860	--	--	--	--	28868	--	--	--	--	15622	85350
Apr	--	--	--	--	40760	--	--	--	--	28768	--	--	--	--	15522	85050
May	--	--	--	--	40510	--	--	--	--	28618	--	--	--	--	15372	84500
Jun	28205	2966	6454	4228	41853	9729	3341	14382	580	28032	9916	411	3646	343	14316	84201
Jul	--	--	--	--	40920	--	--	--	--	28923	--	--	--	--	15677	85520
Aug	--	--	--	--	40710	--	--	--	--	28768	--	--	--	--	15522	85000
Sep	--	--	--	--	40895	--	--	--	--	29475	--	--	--	--	12530	85600
Oct	--	--	--	--	40926	--	--	--	--	28985	--	--	--	--	15839	85750
Nov	--	--	--	--	40910	--	--	--	--	28918	--	--	--	--	15672	85500
Dec	--	--	--	--	43110	--	--	--	--	28032	--	--	--	--	14316	85458

Source: Textile Commissioner's Organization.

Contd.

5.2 Production of Manufacturing Items

Year / month	No. of reporting factories	Jute Textiles									Raw Jute consumed (Bales)
		Capacity installed		Capacity worked		Production (Tonnes)					
		No. of Spindles	No. of Looms	No. of Spindles	No. of Looms	Total	Hessian	Sacking	Others		
(2005-2006=100)											
2010-11	10	36076	1851	25327	1044	93174	18218	62630	12326	571874	
2011-12	94087	15960	67138	10989	...	
2012-13						102820	12748	77188	12884		
2013-14						101722	15142	71339	15241		
2013 Jul	10	36392	1755	23479	964	8765	1376	5980	1409	50939	
Aug	10	36392	1755	23310	940	7226	1231	5038	957	50939	
Sep	10	36392	1765	23730	991	8959	1290	6445	1224	50939	
Oct	10	36392	1735	23507	969	7964	1178	5599	1187	47352	
Nov		36392	1755	23354	971	9061	1354	6329	1378	21961	
Dec		36392	1755	23476	1021	9767	1450	6967	1350	54772	
2014 Jan						9482	1467	6644	1371		
Feb						8410	1349	5953	1108		
Mar							1421	6206	1422		
Apr							1047	6077	1189		
May							992	5225	1385		
Jun							987	4876	1261		
Jul							968	4883	1222		

Contd.

5.2 Production of Manufacturing Items

Year/month	Paper		Paper Board	
	No. of reporting factories	Production (Tonnes)	No. of reporting factories	Production (Tonnes)
(2005-2006=100)				
2010-11	19	228675	26	206065
2011-12	19	246342	26	283025
2012-13	19	232361	26	381938
2013-14	19	214298	26	467541
2013 Jun	19	18409	26	43934
Aug	19	17782	26	40224
Sep	19	19680	26	40608
Oct	19	24219	26	39473
Nov	19	15798	26	42416
Dec	19	15559	26	32933
2014 Jan	19	15079	26	24532
Feb	19	15616	26	35296
Mar	19	18042	26	39764
Apr	19	19918	26	40414
May	19	17600	26	45065
Jun	19	16596	26	42882
Jul	19	20490	26	41221

Contd.

5.2 Production of Manufacturing Items

Year / month	Chemicals (Tonnes)				
	No. of reporting factories	Soda Ash (i)	Caustic Soda (i)	Sulphuric Acid (ii)	Chlorine Gas (ii)
(2005-2006=100)					
2010-11	12	378048	172031	114773	15157
2011-12	12	370743	179097	100403	15770
2012-13	12	366238	182869	89431	15495
2013-14	12	409148	167465	85773	14902
2013 Jul	12	33532	13434	5874	1410
Aug	12	31817	12557	4836	1320
Sep	12	31895	15771	7622	1350
Oct	12	32890	17952	7050	1243
Nov	12	32182	15324	7223	1256
Dec	12	34394	13758	10286	1202
2014 Jan	12	34048	11554	7153	1080
Feb	12	31205	11352	3555	1287
Mar	12	35034	14068	7868	1291
Apr	12	38225	13995	6362	1302
May	12	40138	15087	6176	1110
Jun	12	33788	13613	6171	1099
Jul	12	37942	14146	5430	1176

Contd.

5.2 Production of Manufacturing Items

Year/month	Chemical Fertilizers (Tonnes) (i)						Paints & Varnishes Solid(iii)		Paints & Varnishes Liquid (iii)	
	No. of reporting factories	Urea	Super Phosphate	Ammonium Nitrate	Nitro Phosphate	DI.Amm. Phosphate	No. of reporting factories	Production (Tonnes)	No. of reporting factories	Production (000 Ltrs.)
(2005-2006=100)										
2010-11	11	4552068	173250	275061	252335	663782	102	25673	169	48924
2011-12	11	4470662	114727	432290	337624	622649	102	23026	169	38371
2012-13	11	4215088	79304	401270	291922	729917	102	28048	169	40528
2013-14	11	4930283	87754	519104	447168	693142	102	36714	169	43908
2013 Jul	11	401146	3682	34427	29625	69106	102	2373	169	4701
Aug	11	470842	7406	36157	42330	64514	102	2557	169	4166
Sep	11	458528	5940	62549	53909	63715	102	2786	169	3146
Oct	11	447093	10184	56367	55425	63623	102	3137	169	3276
Nov	11	423461	126634	40477	30840	66748	102	2899	169	3258
Dec	11	420412	4487	40345	32682	68824	102	3197	169	3359
2014 Jan	11	399378	3220	40155	33340	3332	102	3066	169	3345
Feb	11	361536	7530	36243	28658	25371	102	2933	169	3324
Mar	11	384791	9283	54016	43333	70699	102	3003	169	3449
Apr	11	382988	8557	45422	28230	60142	102	3805	169	3636
May	11	375283	8805	37416	37673	70514	102	3428	169	4124
Jun	11	404825	6006	35530	31123	66555	102	3485	169	4143
Jul	11	428831	6384	36104	33064	65480	102	3765	169	3656

Source: (i) M/o. Industries & Production.
(ii) Provincial Bureau of Statistics.

Contd.

5.2 Production of Manufacturing Items

Year/month	Manufacture/Assembly of Automobiles (Nos.) (i)						Bicycles (ii)	
	Cars	Jeeps (4x4)	Light commercial vehicles	Trucks	Buses	Motor Cycles	Tractors	No. of reporting factories

(2005-2006=100)

2010-11	133972	883	19142	2810	490	1638457	70855	5	345272
2011-12	154255	451	20929	2597	568	1649532	48152	5	262096
2012-13	120332	1475	14517	1923	522	1675071	50871		232979
2013-14	116281	1217	17477	2674	559	1728137	34524	5	205448
2013 Jul	9313	123	1241	166	34	140614	1928	5	11267
Aug	9273	81	1509	118	65	133566	1902	5	13045
Sep	8959	80	1485	168	75	146485	2592	5	19505
Oct	9152	92	2047	189	92	140004	3302	5	16194
Nov	8072	87	3191	206	22	141038	3816	5	21094
Dec	7982	61	1121	217	30	138820	4850	5	19224
2014 Jan	10808	123	1429	203	54	156803	1651	5	17692
Feb	10318	71	1504	237	60	143195	1275	5	19080
Mar	11480	112	1628	303	35	156607	3401	5	16436
Apr	10726	79	1349	256	26	138110	4007	5	16018
May	10561	181	1308	253	30	155374	4025	5	18012
Jun	9637	127	1465	358	57	137521	1775	5	17881
Jul	7056	70	1257	216	45	144011	2062	5	15324

Contd.

5.2 Production of Manufacturing Items

Year/month	Steel Products (Tonnes) (i)					
	Coke	Pig iron	Billets	H.R. sheets/ strips/plates/ coils	C.R. sheets/ strips/plates/ coils	Galvanized sheets
(2005-2006=100)						
2010-11	301701	433104	3913	358597	87946	5440
2011-12	192876	249135	1403	180087	25910	0
2012-13	203359	201489	0	14969	2383	0
2013-14	31924	89433	0	11605	2484	0
2013 Jul	13744	15448	501	1615	229	0
Aug	11109	12283	66	18548	0	0
Sep	7071	10560	0	1474	1849	0
Oct	0	5144	0	8069	0	0
Nov	0	3904	0	0	0	0
Dec	0	4027	0	3551	0	0
2014 Jan	0	4240	0	2784	0	0
Feb	0	7755	0	8159	0	0
Mar	0	4800	0	2440	898	0
Apr	0	2176	0	0	0	0
May	0	9420	0	8388	0	0
Jun	0	9676	0	2086	1155	0
Jul	15930	10398	0	7675	0	0

Contd.

5.2 Production of Manufacturing Items

Year/month	Cycle Tyres (i)		Cycle Tubes (i)		Motor tyres (ii)		Motor tubes (ii)		Cement (ii)	
	No. of reporting factories	Production (000 Nos.)	No. of reporting factories	Production (000 Nos.)	No. of reporting factories	Production (000 Nos.)	No. of reporting factories	Production (000 Nos.)	No. of reporting factories	Production (000 MT)

(2005-2006=100)

2010-11	9	2879	9	6534	4	9222	4	19108	21	28716
2011-12	9	3431	9	6846	4	7011	4	20338	21	29557
2012-13		3429	9	7746	4	7864	4	20269	21	31055
2013-14		4067	9	8033	4	8770	4	20837	21	31303
2013 Jul	9	314	9	610	4	724	4	1725	21	2448
Aug	9	362	9	676	4	626	4	1690	21	2047
Sep	9	314	9	692	4	726	4	1712	21	2704
Oct	9	345	9	669	4	717	4	1717	21	2530
Nov	9	349	9	709	4	765	4	1809	21	2440
Dec	9	338	9	715	4	806	4	1729	21	2711
2014 Jan	9	340	9	668	4	741	4	1736	21	2506
Feb	9	345	9	673	4	739	4	1738	21	2446
Mar	9	338	9	675	4	748	4	1739	21	2941
Apr	9	343	9	655	4	730	4	1738	21	2845
May	9	327	9	679	4	771	4	1763	21	2755
Jun	9	352	9	641	4	715	4	1755	21	2916
Jul	9	343	9	686	4	764	4	1766	21	2126

Source:(i) Provincial Bureaus' of Statistics.
(ii) M/o. Industries & Production.

Contd.

5.2 Production of Manufacturing Items

Year/month	No. of reporting factories	Electric Bulbs (iii) Production (000 Nos.)	No. of reporting factories	Electric Tubes (iii) Production (000 Metres)
2010-11	6	79610	2	1180
2011-12	6	78981	2	1266
2012-13	6	79743	2	0
2013-14	6	75528	2	0
2013 Jul	6	6700	2	122
Aug	6	6881	2	0
Sep	6	6657	2	0
Oct	6	7440	2	0
Nov	6	7495	2	0
Dec	6	6670	2	0
2014 Jan	6	5661	2	0
Feb	6	5330	2	0
Mar	6	6053	2	0
Apr	6	5777	2	0
May	6	5254	2	0
Jun	6	5311	2	0
Jul	6	4682	2	3

Contd.

5.2 Production of Manufacturing Items

Year/month	Sewing Machines (ii)		Electric Motors (ii)		Electric Transformers (ii)		T.V. Sets (iii)	
	No. of reporting factories	Production (Nos.)	No. of reporting factories	Production (Nos.)	No. of reporting factories	Production (Nos.)	No. of reporting factories	Production (Nos.)

(2005-2006=100)

2010-11	7	47026	23	10469	10	13691	14	425592
2011-12	7	39603	23	9126	10	23683	14	268801
2012-13	7	32876	23	7539	10	26411	14	462938
2013-14	7	19845	23	9891	10	11363	14	426374
2013 Jul	7	1530	23	835	10	1843	14	33778
Aug	7	1699	23	740	10	1329	14	32638
Sep	7	540	23	912	10	529	14	32291
Oct	7	1211	23	945	10	155	14	34706
Nov	7	1718	23	841	10	717	14	35393
Dec	7	1685	23	747	10	822	14	35100
2014 Jan	7	1999	23	781	10	783	14	37597
Feb	7	1869	23	782	10	694	14	36951
Mar	7	1600	23	874	10	772	14	39931
Apr	7	707	23	877	10	1106	14	34491
May	7	2692	23	879	10	1247	14	34997
Jun	7	2595	23	847	10	1366	14	34718
Jul	7	2032	23	827	10	1939	14	34375

Source: (i) M/o. Industries & Production
(ii) Provincial Bureaus of Statistics
(iii) Pakistan Electronic Manufacturer Association(PEMA)

6. MONEY & CREDIT

6.1 Reserve Money

Components	2009-10	2010-11	2011-12	2012-13	2013-14
A. Currency in Circulation	1295385	1501411	1673746	1,939,267	2177873
B. Cash in Tills	87673	104852	110055	110,867	139490
C. Other Deposits with SBP1/	6663	10145	8899	10,523	13147
D. Bank Deposits	289566	349434	396172	475,648	530746
Reserve Money (A+B+C+D)	1679287	1965842	2188872	2,536,305	2861256
Factor affecting Reserve Money (RM)					
A. Government Sector(1+2)	1224942	1222060	1727905	2235863	2432250
1. Budgetary Borrowings	1208651	1200660	1706008	2,212,823	2409794
2. Others	16291	21400	21897	23,040	22456
B. Non-Govt. Sector (1+2+3)	306625	309342	284061	295,111	494563
1. Claims on Scheduled Banks (a+b+c+d+e)	312680	315182	288789	300,649	500041
a. Agriculture Sector	55483	53228	52131	52,278	51923
b. Industrial Sector	42107	41943	42336	41,057	42833
c. Export Sector	185541	190460	164768	177,756	160553
d. Housing Sector	--	--	--	--	--
e. Others	29549	29551	29554	29,557	244731
2. Claims on NBFIs	17628	18075	19187	18,537	18597
3. Special a/c debt Repayment	-23683	-23915	-23915	-24,075	-24075
C. Other Items (Net)	-231152	-179695	-211666	-128,620	-555023
D. Net Domestic Assets (A+B+C)	1300415	1351707	1800300	2,402,354	2371790
E. Net Foreign Assets	378872	614134	388572	133,951	489467
F. Reserve Money (D+E)	1679287	1965841	2188872	2,536,305	2861256

Contd.

6.1 Reserve Money

Components	2013						2014						
	Jul.	Aug.	Sep.	Oct.	Nov.	Dec.	Jan.	Feb.	Mar.	Apr.	May	Jun.	Jul
A. Currency in Circulation	2021736	2010648	1984313	2150646	2134640	2086655	2137754	2137141	2116884	2125530	2158947	2177873	2312992
B. Cash in Tills	129120	128229	132253	130325	122083	133340	117581	120244	137143	116883	119786	139490	163246
C. Other Deposits with SBP	10663	10769	10750	11052	11433	10866	10600	10661	10726	12839	13623	13147	13198
D. Bank Deposits	442706	402467	453536	455404	475335	493540	478681	480763	472541	466687	439916	530746	449947
Reserve Money (A+B+C+D)	2604224	2552112	2580852	2747428	2743491	2724402	2744617	2748809	2737295	2721939	2732272	2861256	2939383
Factor Affecting Reserve Money (RM)													
A. Government Sector(1+2)	2636514	2805714	2613783	2818921	2690959	2696919	2667073	2421784	2300997	2189790	2298976	2432250	2559021
1. Budgetary Borrowings	2613442	2784261	2592062	2797466	2669686	2675725	2644162	2398626	2277916	2175773	2276278	2409794	2537861
2. Others	23071	21453	21721	21455	21272	21194	22911	23159	23081	23017	22699	22456	21160
B. Non-Govt. Sector (1+2+3)	437420	387636	460145	472033	492666	526057	526883	516695	525673	521265	510926	494563	501903
1. Claims on Scheduled Banks(a+b+c+d+e)	443078	393363	465781	477474	498320	531811	532546	522285	531310	526799	516432	500041	507774
a. Agriculture Sector	52235	52209	52167	52139	52161	52118	52013	52007	51977	51935	51974	51923	51820
b. Industrial Sector	39573	38844	38215	38055	39357	39715	40496	41884	44146	43802	43544	42833	42733
c. Export Sector	174084	125203	160354	172235	191756	201904	201962	190321	181190	177065	166915	160553	168491
d. Housing Sector	-	-	-	-	-	-	-	-	-	-	-	-	-
e. Others	177186	177108	215045	215045	215045	238075	238075	238074	253998	253998	253998	244731	244731
2. Claims on NBFIs	18417	18348	18439	18635	18421	18320	18412	18484	18438	18541	18569	18597	18204
3. Special a/c debt Repayment	-24075	-24075	-24075	-24075	-24075	-24075	-24075	-24075	-24075	-24075	-24075	-24075	-24075
C. Other Items (Net)	-522828	-687104	-479930	-493663	-326272	-401713	-325965	-163988	-163359	-250992	-507600	-555023	-576268
D. Net Domestic Assets (A+B+C)	2551106	2506246	2593998	2797292	2857353	2821262	2867992	2774492	2663312	2469064	2302303	2371790	2484656
E. Net Foreign Assets	53118	45867	-13145	-49863	-113862	-96861	-123375	-25683	73983	252875	429969	489467	454727
F. Reserve Money (D+E)	2604224	2552112	2580852	2747428	2743491	2724402	2744617	2748809	2737295	2721939	2732272	2861256	2939383

Note: 1) Excluding IMP A/c Nos. 1,2 & SAF A/c loan, counterpart funds and deposits of foreign, government, Central Bank, international organizations and deposit money banks
2) Source agency has made some changes in table Monetary Statistics and renamed as Reserve Money
3) P = Provisional

7. PRICE

7.1 Price Indices (General) with Percentage Change

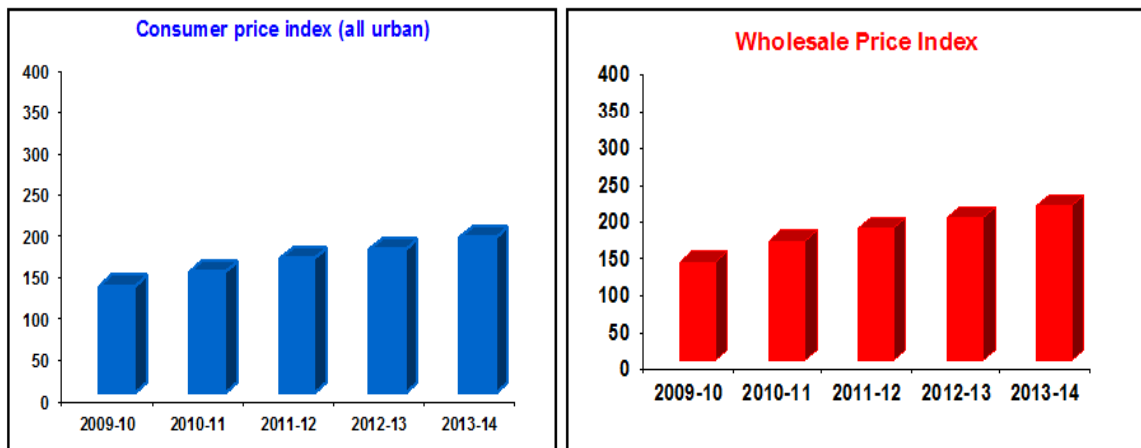
Year / month	Consumer price index (all urban)		Wholesale Price Index	
	index	Annual/monthly rate of change (%)	index	Annual/monthly rate of change (%)

(2007-08 = 100)

2009-10	128.85	10.10	135.40	13.85
2010-11	146.45	13.66	164.17	21.25
2011-12	162.57	11.01	181.29	10.42
2012-13	174.53	7.36	194.61	7.35
2013-14	189.58	8.62	210.48	8.15
2013 Jul	183.58	2.02	202.49	1.65
Aug	185.71	1.16	207.85	2.65
Sep	185.18	-0.29	209.33	0.71
Oct	188.82	1.97	211.70	1.13
Nov	191.21	1.27	212.22	0.25
Dec	188.68	-1.32	210.11	-0.99
2014 Jan	189.60	0.49	211.23	0.53
Feb	189.00	-0.32	210.94	-0.14
Mar	190.82	0.96	211.66	0.34
Apr	194.06	1.70	211.88	0.10
May	193.55	-0.26	211.71	-0.08
Jun	194.74	0.61	214.60	1.37
Jul	198.05	1.70	215.76	0.54

PRICE INDICES (GENERAL)

(2007-08 = 100)



7.2 Combined Sensitive Price Indicator (SPI) by Quantile

Year/Month	Quantile					
	Q.1	Q.2	Q.3	Q.4	Q.5	Q.6

(2007-08=100)

2009 - 10	136.80	138.05	140.26	140.03	142.54	139.84
2010 - 11	159.47	161.21	160.54	166.27	168.82	164.03
2011 - 12	170.77	174.11	173.67	181.09	185.59	178.67
2012 - 13	184.04	190.29	189.05	190.39	190.78	189.61
2013 - 14	201.15	206.95	208.93	210.70	209.74	208.66
2013 Jul	195.49	201.80	200.49	201.84	201.59	200.80
Aug	198.48	204.55	203.12	204.34	203.86	203.29
Sep	198.61	204.40	202.80	203.93	203.65	203.05
Oct	200.93	206.51	207.95	209.53	208.61	207.69
Nov	207.40	212.58	215.92	217.42	215.13	214.76
Dec	202.14	207.70	211.31	213.30	212.02	210.78
2014 Jan	199.67	205.44	209.20	211.43	210.68	208.99
Feb	199.49	205.12	208.79	210.92	210.16	208.55
Mar	203.77	209.24	212.77	214.60	213.12	212.08
Apr	203.91	209.58	212.44	214.15	212.68	211.78
May	200.84	207.07	209.95	212.12	211.34	209.80
Jun	203.07	209.47	212.49	214.79	214.05	212.40
Jul	207.04	213.40	216.40	218.64	217.57	216.14

7.3 Combined Consumer Price Index Numbers by Commodity Groups

Year/month	General	Food & Non - Alcoholic Beverages	Alcoholic Beverages Tobacco	Clothing & Footwear	Housing water, Elec, Gas Fuels	H.hold Equip & Repair, Maintainance	Health	Transport	Communi- cation	Recreation & Culture	Education	Restau & Hotels	Miscellaneous goods & services
(2007-08=100)													
2009-10	128.85	139.10	136.71	119.22	122.14	123.93	114.33	132.79	109.65	127.87	119.39	140.36	133.63
2010-11	146.45	164.61	151.64	133.35	135.27	135.59	123.79	149.01	122.47	134.62	128.17	164.04	152.45
2011-12	162.57	182.77	165.01	153.45	146.17	160.28	137.97	171.39	122.94	145.35	143.83	185.82	181.47
2012-13	174.53	195.05	191.02	175.58	151.34	179.87	156.56	186.43	126.16	169.07	156.69	203.63	199.49
2013-14	189.58	211.75	223.38	198.01	164.60	195.85	167.15	195.15	129.76	183.77	172.57	228.61	210.15
2013 Jul	183.58	207.61	217.46	190.42	157.54	187.23	161.45	188.83	129.62	178.48	164.25	213.87	200.91
Aug	185.71	211.91	217.51	192.38	157.59	188.99	162.32	190.63	129.65	181.28	166.03	216.32	204.07
Sep	185.18	208.29	217.85	193.59	157.75	190.99	164.23	194.54	129.66	181.87	166.49	221.68	206.86
Oct	188.82	211.99	218.25	194.51	164.17	192.39	165.15	197.06	129.68	182.19	167.91	223.77	208.36
Nov	191.21	217.89	218.24	196.25	164.33	194.16	165.73	197.04	129.71	182.66	167.91	225.76	209.61
Dec	188.68	209.87	220.96	196.57	164.44	195.84	166.84	197.03	129.79	183.14	168.34	228.16	210.34
2014 Jan	189.60	209.65	221.80	198.27	166.94	196.75	166.85	197.19	129.79	183.35	168.48	231.12	211.23
Feb	189.00	207.34	221.77	199.16	166.96	197.91	167.50	197.33	129.82	183.42	168.48	233.32	212.47
Mar	190.82	211.97	221.82	200.29	166.99	198.85	169.93	196.22	129.85	183.72	168.53	235.52	214.42
Apr	194.06	216.45	221.91	202.73	169.46	200.99	170.58	195.61	129.80	187.95	184.84	236.98	213.15
May	193.55	213.57	223.66	205.01	169.51	202.02	172.45	195.03	129.81	188.47	188.73	238.05	215.29
Jun	194.74	214.50	259.28	206.96	169.53	204.09	172.75	195.27	129.88	188.74	190.90	238.76	215.12
Jul	198.05	220.48	265.82	209.51	171.62	204.42	173.40	198.38	129.85	188.76	191.33	239.23	216.98

**7.4: Consumer Price Index Numbers by Major Groups
and Selected Commodities
(2007-2008=100)**

Item and Specification	Weight	Index Numbers			% Change in July, 2014 over			
		July, 14	June,14	July, 13	June,14	July,13		
<i>General</i>	100.0000	198.05	194.74	183.58	+	1.70	+	7.88
<i>Food and non-alcoholic Beverages</i>	34.8343	220.48	214.50	207.61	+	2.79	+	6.20
1 Wheat	0.3477	203.12	200.35	194.81	+	1.38	+	4.27
2 Wheat Flour	4.1648	214.47	213.46	204.57	+	0.47	+	4.84
3 Wheat Product	0.0959	216.16	215.08	191.61	+	0.50	+	12.81
4 Besan	0.1500	171.35	174.07	180.85	-	1.56	-	5.25
5 Rice	1.5821	194.78	194.10	189.10	+	0.35	+	3.00
6 Cereals	0.1563	237.23	235.80	219.23	+	0.61	+	8.21
7 Bakery & Confectionary	1.1550	204.30	203.91	183.59	+	0.19	+	11.28
8 Nimco	0.4574	232.48	230.82	208.18	+	0.72	+	11.67
9 Meat	2.4303	238.64	237.75	225.18	+	0.37	+	5.98
10 Chicken	1.3596	199.78	199.93	203.56	-	0.08	-	1.86
11 Fish	0.2970	221.80	222.36	200.39	-	0.25	+	10.68
12 Milk Fresh	6.6800	244.00	242.98	226.78	+	0.42	+	7.59
13 Milk Products	0.6338	240.15	238.58	219.34	+	0.66	+	9.49
14 Milk Powder	0.1129	223.66	221.55	192.03	+	0.95	+	16.47
15 Eggs	0.4555	177.27	167.66	167.03	+	5.73	+	6.13
16 Mustard Oil	0.0952	158.40	158.12	158.64	+	0.18	-	0.15
17 Cooking Oil	1.7538	161.87	161.96	161.62	-	0.06	+	0.15
18 Vegetable Ghee	2.0714	157.83	158.34	155.82	-	0.32	+	1.29
19 Dry Fruits	0.2543	237.98	234.85	217.86	+	1.33	+	9.24
20 Fresh Fruits	1.8649	273.57	237.43	234.05	+	15.22	+	16.89
21 Pulse Masoor	0.2712	180.20	180.68	157.42	-	0.27	+	14.47
22 Pulse Moong	0.2336	301.58	301.11	237.14	+	0.16	+	27.17
23 Pulse Mash (Washed)	0.2098	208.89	209.35	187.00	-	0.22	+	11.71
24 Pulse Gram	0.2361	166.99	168.96	179.42	-	1.17	-	6.93
25 Gram Whole	0.1616	179.25	179.88	187.26	-	0.35	-	4.28
26 Beans	0.0269	240.10	240.36	228.13	-	0.11	+	5.25
27 Potatoes	0.4699	469.93	403.63	211.16	+	16.43	+	122.6
28 Onion	0.5340	230.52	195.07	249.51	+	18.17	-	7.61
29 Tomatoes	0.4419	167.23	116.37	322.23	+	43.71	-	48.10
30 Fresh Vegetables	1.6802	224.72	202.52	211.21	+	10.96	+	6.40
31 Sugar	1.0445	201.28	195.32	195.93	+	3.05	+	2.73
32 Gur	0.0220	257.03	253.67	261.46	+	1.32	-	1.69
33 Honey	0.0446	288.66	284.59	256.65	+	1.43	+	12.47
34 SweetMeat	0.2483	227.84	226.62	211.81	+	0.54	+	7.57
35 Beverages	1.1990	208.53	205.75	186.90	+	1.35	+	11.57
36 Jam, Tomato Ketchup & Pickles	0.2454	196.07	194.91	187.26	+	0.60	+	4.70
37 Condiments	0.2656	247.60	246.44	217.51	+	0.47	+	13.83
38 Spices	0.5441	228.43	227.28	216.85	+	0.51	+	5.34
39 Tea	0.8377	207.09	207.74	252.69	-	0.31	-	18.05
<i>Alcoholic Beverages, Tobacco</i>	1.4135	265.82	259.28	217.46	+	2.52	+	22.24
40 Cigarettes	1.3906	266.88	260.26	217.93	+	2.54	+	22.46
41 Betel Leaves & Nuts	0.0229	202.02	199.83	188.57	+	1.10	+	7.13
<i>Clothing and footwear</i>	7.5708	209.51	206.96	190.42	+	1.23	+	10.03
42 Cotton Cloth	1.7286	206.19	201.94	177.82	+	2.10	+	15.95
43 Woolen Cloth	0.8759	228.36	227.29	206.87	+	0.47	+	10.39
44 Readymade Garments	0.9739	210.19	206.29	185.06	+	1.89	+	13.58
45 Woolen Readymade Garments	0.3964	218.34	218.34	192.45	+	0.00	+	13.45
46 Hosiery	0.5094	220.45	219.18	195.40	+	0.58	+	12.82
47 Dopatta	0.4412	225.70	225.05	205.47	+	0.29	+	9.85
48 Cleaning and Laundry	0.2110	229.21	228.30	208.19	+	0.40	+	10.10
49 Tailoring	0.8840	253.71	247.32	226.68	+	2.58	+	11.92
50 Footwear	1.5504	163.78	163.50	168.99	+	0.17	-	3.08

Contd.

**7.4: Consumer Price Index Numbers by Major Groups
and Selected Commodities
(2007-2008=100)**

Item and Specification	Weight	Index Numbers			% Change in July, 2014 over			
		July, 14	June,14	July, 13	June,14	July,13		
<u>Housing, water, Elec., Gas and other fuels</u>	29.4149	171.62	169.53	157.54	+	1.23	+	8.94
51 House Rent	21.8149	159.82	157.05	148.24	+	1.76	+	7.81
52 Construction Input Items	0.5623	234.10	232.72	214.61	+	0.59	+	9.08
53 Construction Wage Rates	0.3331	200.14	199.53	185.33	+	0.31	+	7.99
54 Water Supply	0.4971	149.92	149.92	141.36	+	0.00	+	6.06
55 Electricity	4.3985	227.44	227.44	196.37	+	0.00	+	15.82
56 Gas	1.5756	143.81	143.81	143.81	+	0.00	+	0.00
57 Kerosene Oil	0.0057	278.37	278.77	274.98	-	0.14	+	1.23
58 Firewood Whole	0.2277	264.49	265.16	244.09	-	0.25	+	8.36
<u>Furnishing and household equipment maintenance</u>	4.2082	204.42	204.09	187.23	+	0.16	+	9.18
59 Furniture	0.3315	195.17	194.71	177.21	+	0.24	+	10.13
60 Household Textiles	0.6489	199.95	199.85	182.53	+	0.05	+	9.54
61 Household Equipment	0.5936	170.88	170.58	162.88	+	0.18	+	4.91
62 Utensils	0.3212	206.30	205.72	185.91	+	0.28	+	10.97
63 Plastic Products	0.2547	195.95	195.76	183.11	+	0.10	+	7.01
64 Washing Soaps & Detergents	0.7893	221.06	220.60	204.48	+	0.21	+	8.11
65 Sewing Needle & Dr Cell	0.1496	182.15	180.69	166.67	+	0.81	+	9.29
66 Household Servant	1.0432	219.87	219.71	197.48	+	0.07	+	11.34
67 Marriage Hall Charges	0.0762	224.45	224.03	201.35	+	0.19	+	11.47
<u>Health</u>	2.1868	173.40	172.75	161.45	+	0.38	+	7.40
68 Drugs & Medicines	1.2667	145.59	145.51	141.18	+	0.05	+	3.12
69 Medical Equipments	0.0080	220.36	219.76	205.49	+	0.27	+	7.24
70 Doctor (MBBS) Clinic Fee	0.5904	234.15	232.41	204.66	+	0.75	+	14.41
71 Medical Tests	0.3217	170.28	169.35	160.87	+	0.55	+	5.85
<u>Transport</u>	7.2023	198.38	195.27	188.83	+	1.59	+	5.06
72 Motor Vehicles	0.6630	160.37	160.00	158.19	+	0.23	+	1.38
73 Motor Vehicle Accessories	0.2439	228.75	228.31	217.18	+	0.19	+	5.33
74 Motor Fuel	3.0269	190.45	186.72	181.80	+	2.00	+	4.76
75 Mechanical Service	0.4552	206.25	206.25	190.80	+	0.00	+	8.10
76 Motor Vehicle Tax	0.1099	210.18	153.74	153.74	+	36.71	+	36.71
77 Transport Services	2.7034	212.03	210.36	202.74	+	0.79	+	4.58
<u>Communication</u>	3.2198	129.85	129.88	129.62	-	0.02	+	0.18
78 Postal Services	0.0662	215.95	215.89	215.89	+	0.03	+	0.03
79 Communication & Apparatus	3.1536	128.05	128.07	127.81	-	0.02	+	0.19
<u>Recreation and culture</u>	2.0227	188.76	188.74	178.48	+	0.01	+	5.76
80 Recreation & Culture	0.8634	127.43	127.44	123.55	-	0.01	+	3.14
81 Text Books	0.5706	279.73	279.73	260.03	+	0.00	+	7.58
82 Newspapers	0.1934	175.42	175.42	170.49	+	0.00	+	2.89
83 Stationery	0.3953	197.92	197.77	184.67	+	0.08	+	7.17
<u>Education</u>	3.9431	191.33	190.90	164.25	+	0.23	+	16.49
84 Education	3.9431	191.33	190.90	164.25	+	0.23	+	16.49
<u>Restaurants and hotels</u>	1.2286	239.23	238.76	213.87	+	0.20	+	11.86
85 Readymade Food	1.2286	239.23	238.76	213.87	+	0.20	+	11.86
<u>Misc. goods and services</u>	2.7550	216.98	215.12	200.91	+	0.86	+	8.00
86 Personal Care	1.4935	200.54	199.48	185.88	+	0.53	+	7.89
87 Cosmetics	0.3853	183.13	182.74	166.59	+	0.21	+	9.93
88 Blades	0.0322	184.82	184.61	177.70	+	0.11	+	4.01
89 Personal Equipments	0.8440	262.76	258.73	244.06	+	1.56	+	7.66

**7.5 Combined Consumer Price Index Numbers by Quintiles
and Major Commodity Groups
July, 2014
(2007-2008=100)**

Income Quintiles	General	Food and non-alcoholic Beverages	Alcoholic Beverages, Tobacco	Clothing and footwear	Housing, water, Elec., Gas and other fuels	Furnishing and household equipment maintenance	Health	Transport	Communication	Recreation and culture	Education	Restaurants and hotels	Misc. goods and services
------------------	---------	----------------------------------	------------------------------	-----------------------	--	--	--------	-----------	---------------	------------------------	-----------	------------------------	--------------------------

All Urban Combined

Aggregate	198.05	220.48	265.82	209.51	171.62	204.42	173.40	198.38	129.85	188.76	191.33	239.23	216.98
Income Quintile 1	199.88	218.98	274.20	207.71	160.36	207.38	166.57	207.13	117.99	202.23	200.06	238.81	213.76
Income Quintile 2	201.43	219.88	273.74	207.87	170.29	205.73	169.06	205.12	118.20	199.96	198.05	239.59	212.93
Income Quintile 3	201.47	220.16	272.68	208.33	173.62	203.47	170.89	204.33	120.26	196.51	194.21	239.35	213.90
Income Quintile 4	201.00	220.56	271.73	209.08	175.63	201.65	173.49	201.94	124.63	191.36	194.45	239.12	214.40
Income Quintile 5	195.34	221.07	256.68	210.83	172.00	204.96	175.93	196.01	135.23	182.73	189.46	239.24	219.92

**7.6 Combined Consumer Price Index Numbers by Quantile,
Major Commodity Groups for Selected Cities
July, 2014
(2007-2008=100)**

Cities	General	Food and non-alcoholic Beverages	Alcoholic Beverages, Tobacco	Clothing and footwear	Housing, water, Elec., Gas and other fuels	Furnishing and household equipment maintenance	Health	Transport	Communication	Recreation and culture	Education	Restaurants and hotels	Misc. goods and services
--------	---------	----------------------------------	------------------------------	-----------------------	--	--	--------	-----------	---------------	------------------------	-----------	------------------------	--------------------------

Income Quantile 1

Rawalpindi	206.01	224.01	281.25	222.20	175.38	214.50	192.70	232.93	103.89	216.78	246.60	234.29	213.19
Islamabad	210.60	221.95	275.37	219.51	163.71	216.10	194.70	234.08	111.29	303.06	654.24	216.56	216.30
Lahore	191.09	221.62	270.11	192.13	141.23	222.56	176.47	204.74	104.42	213.11	187.24	233.61	253.20
Gujranwala	192.81	212.63	272.76	202.84	156.97	216.12	153.20	187.24	111.41	220.52	157.33	220.50	206.53
Sialkot	190.15	213.90	286.78	169.30	158.12	175.06	137.67	199.48	115.79	301.97	157.25	201.55	192.24
Faisalabad	196.97	214.41	272.07	190.86	169.59	190.29	160.33	203.73	121.80	235.49	147.70	258.87	201.74
Multan	196.62	211.90	264.07	193.44	169.78	201.58	158.39	195.56	134.10	224.53	156.28	237.82	198.41
Sargodha	206.61	210.35	275.51	199.66	199.59	241.23	157.78	238.19	111.66	251.29	143.22	300.18	213.68
Bahawalpur	207.85	210.29	278.76	239.90	192.81	219.61	153.47	192.28	175.75	261.74	208.59	190.97	201.25
Karachi	192.62	218.73	271.72	204.72	144.64	218.36	158.37	162.39	117.30	182.80	158.89	227.34	234.48
Hyderabad	187.65	214.78	276.02	178.90	143.37	183.56	160.02	185.94	112.36	161.99	198.01	198.89	188.42
Sukkur	203.54	222.97	256.90	227.08	152.96	210.54	150.58	171.23	111.12	164.23	220.71	252.93	195.65
Larkana	212.69	223.48	282.82	207.81	194.65	211.94	258.60	182.09	125.04	177.40	164.18	257.02	244.66
Peshawar	202.21	208.13	271.53	245.11	164.67	230.26	186.86	208.01	112.69	259.93	277.77	249.24	255.00
Bannu	208.62	222.02	277.56	185.50	199.06	232.93	151.53	194.19	108.68	231.00	181.01	287.57	206.79
Quetta	197.09	220.21	291.91	171.82	164.79	179.77	163.77	215.58	124.60	176.73	243.72	235.73	196.03
Khuzdar	198.67	214.10	280.32	196.97	163.48	193.48	172.20	205.35	131.00	165.64	183.07	235.33	186.10

Income Quantile 2

Rawalpindi	208.46	226.64	279.69	221.19	179.29	213.04	194.72	247.36	106.02	250.60	255.72	234.68	212.54
Islamabad	206.46	222.26	282.08	226.55	159.10	209.86	183.79	219.83	108.04	227.18	545.99	222.25	208.77
Lahore	190.57	222.41	274.28	191.80	142.55	226.98	171.45	199.57	104.02	212.90	192.75	235.07	247.51
Gujranwala	192.83	213.90	275.38	199.34	159.56	209.89	152.20	188.10	112.28	235.76	146.52	231.91	206.27
Sialkot	189.07	214.07	286.46	173.06	160.80	172.80	141.25	195.21	121.61	329.38	155.96	202.46	177.51
Faisalabad	195.28	214.16	274.16	192.30	171.80	196.24	159.05	198.24	117.51	228.64	138.83	248.05	201.46
Multan	196.05	213.05	263.92	192.63	172.47	198.02	154.85	193.53	128.92	230.82	156.16	232.49	196.59
Sargodha	206.54	210.58	271.37	198.71	202.69	242.54	161.33	223.19	105.15	260.11	150.81	294.08	215.39
Bahawalpur	206.92	211.04	277.58	234.61	194.54	224.37	159.53	182.98	175.12	252.88	184.62	201.58	201.60
Karachi	193.87	221.50	270.16	201.63	148.27	210.77	157.18	166.02	121.15	180.11	164.66	227.18	221.88
Hyderabad	187.63	214.86	274.98	179.39	146.63	185.98	164.49	188.11	113.66	158.52	226.74	193.46	190.52
Sukkur	201.95	222.50	249.97	226.43	156.41	205.73	153.49	174.26	108.84	166.32	216.26	249.94	193.62
Larkana	215.13	226.63	281.77	210.45	197.94	207.34	267.95	186.44	131.36	176.03	166.06	257.63	241.81
Peshawar	201.74	209.11	276.97	245.87	166.98	226.19	181.35	204.97	120.08	239.05	253.56	248.88	253.31
Bannu	205.55	221.55	270.71	184.58	195.51	227.18	151.59	192.81	114.31	217.38	191.68	277.78	213.05
Quetta	195.96	219.91	285.81	172.29	168.27	181.07	164.65	206.46	119.60	178.95	219.37	235.24	194.66
Khuzdar	197.99	214.36	273.77	194.54	156.67	205.17	179.42	199.76	134.07	176.56	178.97	237.23	183.10

Contd.

**7.6 Combined Consumer Price Index Numbers by Quantile,
Major Commodity Groups for Selected Cities
July, 2014
(2007-2008=100)**

Cities	General	Food and non-alcoholic Beverages	Alcoholic Beverages, Tobacco	Clothing and footwear	Housing, water, Elec., Gas and other fuels	Furnishing and household equipment maintenance	Health	Transport	Communication	Recreation and culture	Education	Restaurants and hotels	Misc. goods and services
--------	---------	----------------------------------	------------------------------	-----------------------	--	--	--------	-----------	---------------	------------------------	-----------	------------------------	--------------------------

Income Quantile 3

Rawalpindi	207.82	225.24	275.28	224.45	175.60	209.48	203.57	228.54	110.06	236.54	250.95	235.91	216.16
Islamabad	207.13	223.48	262.66	220.68	152.79	208.48	177.85	219.68	112.85	215.89	704.63	218.08	223.32
Lahore	189.34	223.16	272.22	192.66	133.14	226.28	171.29	200.99	107.06	213.55	183.93	232.88	248.55
Gujranwala	190.69	213.49	274.02	202.82	149.60	205.35	151.43	183.46	116.83	211.52	146.90	220.86	207.13
Sialkot	189.40	215.53	266.80	174.04	154.72	178.75	141.16	189.92	128.70	302.98	150.38	198.92	179.95
Faisalabad	193.03	214.46	270.12	191.90	164.45	196.17	158.81	192.45	119.31	226.70	141.39	236.88	201.99
Multan	194.55	213.31	262.97	191.15	166.39	190.56	156.54	195.10	132.37	221.30	151.19	226.26	195.54
Sargodha	205.03	209.24	270.27	198.86	203.37	242.07	156.07	214.90	110.44	252.40	140.09	301.91	214.04
Bahawalpur	206.68	211.02	283.36	237.37	191.20	227.71	153.56	188.02	175.56	239.25	188.58	203.29	204.13
Karachi	193.65	222.58	272.24	199.19	140.20	205.61	155.40	168.84	123.00	179.04	170.11	229.99	219.88
Hyderabad	185.55	214.93	274.49	180.41	135.66	187.05	163.56	189.42	123.08	161.98	222.19	191.40	194.56
Sukkur	198.67	222.09	249.96	226.87	143.14	207.56	146.54	176.03	110.49	167.53	219.95	247.97	194.36
Larkana	214.31	227.66	272.57	208.37	196.74	205.44	254.71	188.67	132.76	174.57	161.82	254.08	254.51
Peshawar	199.42	209.00	267.85	245.62	159.24	226.59	178.81	207.32	118.45	220.57	266.09	250.30	253.47
Bannu	204.25	222.81	276.64	190.75	189.93	213.07	153.86	184.53	116.77	207.50	175.95	277.71	211.80
Quetta	193.64	219.25	272.81	172.09	163.33	180.93	165.16	199.06	118.98	176.01	232.66	229.31	191.81
Khuzdar	195.63	215.35	268.98	189.79	148.03	204.94	186.54	197.60	136.24	172.28	177.92	237.55	185.44

Income Quantile 4

Rawalpindi	208.17	224.68	272.83	227.75	182.48	212.31	206.59	227.23	111.98	214.55	230.02	239.84	221.23
Islamabad	208.63	224.03	260.15	220.47	159.12	207.81	187.41	221.52	123.06	203.02	624.28	219.32	220.14
Lahore	189.26	223.63	268.95	192.05	147.05	225.86	168.77	196.97	111.74	204.34	182.53	230.62	246.24
Gujranwala	191.34	213.32	267.44	204.95	161.67	194.48	156.06	181.02	122.28	210.10	147.11	220.73	201.45
Sialkot	190.68	216.53	270.22	174.99	168.80	173.32	141.88	190.00	136.17	271.14	150.14	196.78	176.36
Faisalabad	192.10	215.42	268.89	192.44	173.53	196.56	157.34	190.40	122.71	209.74	135.27	238.80	205.84
Multan	195.64	214.42	259.46	192.18	179.65	190.82	152.26	191.62	135.38	210.26	153.34	220.00	199.51
Sargodha	205.69	210.31	266.24	200.33	206.76	247.30	156.65	210.49	116.17	279.45	135.95	300.66	216.42
Bahawalpur	205.71	211.53	276.47	235.55	198.08	221.88	156.29	181.14	175.30	232.09	190.78	195.46	208.65
Karachi	193.91	223.38	272.91	199.51	153.14	207.28	155.12	172.47	127.07	177.17	174.97	231.63	219.63
Hyderabad	186.89	215.85	272.94	180.39	150.46	184.67	164.49	188.74	129.09	162.00	221.17	192.37	198.21
Sukkur	200.61	223.81	241.97	227.00	159.98	207.39	150.08	178.86	117.13	165.13	220.53	245.99	198.61
Larkana	216.64	231.65	249.23	207.39	203.25	204.51	266.34	184.31	140.18	173.08	181.65	255.36	263.45
Peshawar	200.81	210.97	262.62	245.03	170.30	215.73	189.44	197.22	123.94	223.49	251.74	250.33	252.03
Bannu	205.32	225.41	281.62	194.38	190.14	223.25	150.25	190.27	117.42	196.71	173.87	278.69	217.93
Quetta	194.33	218.84	265.25	176.12	171.22	179.14	164.43	201.76	121.79	172.30	241.74	228.83	191.47
Khuzdar	197.98	215.80	275.68	191.13	164.96	211.40	185.47	196.65	139.02	173.17	175.87	232.69	198.38

Contd.

**7.6 Combined Consumer Price Index Numbers by Quantile,
Major Commodity Groups for Selected Cities
July, 2014
(2007-2008=100)**

Cities	General	Food and non-alcoholic Beverages	Alcoholic Beverages, Tobacco	Clothing and footwear	Housing, water, Elec., Gas and other fuels	Furnishing and household equipment maintenance	Health	Transport	Communication	Recreation and culture	Education	Restaurants and hotels	Misc. goods and services
<u>Income Quantile 5</u>													
Rawalpindi	206.33	227.04	250.51	227.54	183.32	206.23	197.34	216.32	124.69	199.25	235.59	235.36	247.46
Islamabad	198.63	224.56	241.17	222.33	157.25	203.31	189.04	209.39	127.70	197.73	375.49	220.38	239.29
Lahore	184.94	225.48	242.90	194.52	146.72	220.69	169.34	194.26	124.98	197.19	175.98	236.74	246.25
Gujranwala	187.68	215.08	251.97	207.12	161.90	178.86	153.51	179.72	133.76	191.12	143.38	218.62	211.15
Sialkot	187.40	217.65	247.88	177.88	167.62	171.96	147.40	191.96	137.99	248.10	146.39	199.34	183.92
Faisalabad	189.28	216.51	249.29	191.60	173.37	206.13	152.35	192.73	129.64	200.45	153.66	224.79	213.63
Multan	191.64	215.71	233.66	191.28	179.73	184.81	150.78	194.48	138.37	204.15	154.12	220.97	202.29
Sargodha	208.86	211.69	270.31	207.47	204.79	321.93	153.02	207.97	125.15	239.47	134.14	305.65	231.53
Bahawalpur	204.58	215.01	238.52	235.62	198.50	223.83	150.88	179.98	175.84	228.07	193.04	193.39	216.96
Karachi	189.86	224.95	260.34	202.09	151.59	231.93	156.11	185.94	138.34	169.92	180.15	234.78	223.94
Hyderabad	184.30	217.29	256.92	182.62	151.27	168.25	163.57	189.29	137.96	156.93	215.49	193.03	212.10
Sukkur	198.04	224.75	228.08	227.43	160.76	199.85	145.45	183.43	127.95	165.65	248.50	244.33	203.10
Larkana	214.13	229.63	237.19	207.04	204.85	200.82	278.21	183.34	143.87	164.62	234.96	254.28	254.70
Peshawar	197.53	213.84	242.92	242.45	168.28	197.53	173.18	200.20	129.50	186.14	252.73	247.68	248.24
Bannu	199.78	221.89	283.75	185.52	189.62	194.90	148.67	171.23	120.39	202.00	203.54	294.21	226.75
Quetta	193.19	219.02	232.08	176.65	173.74	165.75	159.00	197.82	129.25	169.68	242.79	234.93	198.57
Khuzdar	194.29	211.90	234.92	197.27	157.61	210.34	173.57	193.08	146.68	177.90	169.37	241.81	226.41
<u>Aggregate</u>													
Rawalpindi	206.41	226.15	262.46	226.93	180.97	207.49	199.66	219.32	120.52	207.38	235.88	236.29	238.63
Islamabad	199.02	224.37	245.70	222.17	155.78	203.71	188.37	210.00	126.97	199.59	388.26	220.34	237.36
Lahore	186.76	224.14	260.40	193.27	144.18	222.27	169.88	195.77	118.51	203.20	178.84	234.90	246.90
Gujranwala	190.31	213.87	265.82	204.14	159.89	191.62	153.88	181.28	124.93	207.45	146.05	220.38	207.09
Sialkot	188.57	216.37	265.58	175.40	164.59	173.48	143.61	191.46	134.92	271.31	148.99	198.95	180.95
Faisalabad	192.27	215.12	266.51	191.89	171.88	201.44	156.74	193.08	124.79	215.25	146.22	237.78	206.87
Multan	193.58	214.21	254.45	191.82	175.87	188.26	153.06	194.07	136.15	211.40	153.87	223.18	199.79
Sargodha	206.48	210.37	269.86	201.08	204.12	273.64	156.58	212.18	116.89	256.51	138.35	301.88	219.93
Bahawalpur	205.84	212.08	269.40	236.45	195.99	223.51	153.68	181.91	175.64	237.96	192.43	195.03	208.85
Karachi	190.64	223.79	266.26	201.13	148.52	225.66	155.87	181.82	134.12	173.31	178.14	233.11	222.64
Hyderabad	185.80	215.80	269.99	180.85	148.13	176.53	163.63	189.00	130.43	159.58	218.01	192.81	202.65
Sukkur	199.99	223.31	242.65	226.98	156.96	205.19	149.11	179.30	118.36	165.86	230.10	247.27	198.00
Larkana	214.77	227.75	267.35	208.27	200.45	205.58	265.49	184.79	135.77	173.05	196.01	255.61	252.60
Peshawar	199.18	210.82	264.01	244.21	167.20	207.79	178.42	200.89	125.68	208.10	253.99	248.82	250.79
Bannu	204.51	223.05	277.60	189.12	192.33	214.81	151.20	182.80	116.82	206.13	186.40	283.10	218.50
Quetta	194.25	219.25	256.17	174.64	170.67	174.90	162.78	199.90	123.95	173.32	238.43	232.03	194.60
Khuzdar	197.61	214.56	271.21	193.89	161.53	204.10	179.86	198.76	136.04	172.68	177.29	236.24	194.54

**7.7 Combined Consumer Price Index Numbers by Income Groups/City
and Commodity Groups for all Centers Covered in CPI
Jul, 2014
(2007-2008=100)**

Cities	General	Food and non-alcoholic Beverages	Alcoholic Beverages, Tobacco	Clothing and footwear	Housing, water, Elec., Gas and other fuels	Furnishing and household equipment maintenance	Health	Transport	Communication	Recreation and culture	Education	Restaurants and hotels	Misc. goods and services	
Rawalpindi	01	206.41	226.15	262.46	226.93	180.97	207.49	199.66	219.32	120.52	207.38	235.88	236.29	238.63
Islamabad	02	199.02	224.37	245.70	222.17	155.78	203.71	188.37	210.00	126.97	199.59	388.26	220.34	237.36
Attock	03	191.84	212.25	255.19	211.72	150.82	199.10	160.97	196.49	118.63	187.90	204.31	240.72	260.65
Jhelum	04	195.31	212.49	263.58	219.73	161.90	203.37	162.75	207.03	125.61	215.75	282.78	215.11	199.88
Lahore	05	186.76	224.14	260.40	193.27	144.18	222.27	169.88	195.77	118.51	203.20	178.84	234.90	246.90
Sahiwal	06	217.99	227.38	266.78	252.70	201.81	218.81	192.54	201.47	135.48	212.49	257.34	283.66	230.12
Gujranwala	07	190.31	213.87	265.82	204.14	159.89	191.62	153.88	181.28	124.93	207.45	146.05	220.38	207.09
Wazirabad	08	198.99	220.71	273.50	199.35	176.93	192.79	146.21	188.98	128.18	215.15	145.18	198.99	203.57
Sialkot	09	188.57	216.37	265.58	175.40	164.59	173.48	143.61	191.46	134.92	271.31	148.99	198.95	180.95
Faisalabad	10	192.27	215.12	266.51	191.89	171.88	201.44	156.74	193.08	124.79	215.25	146.22	237.78	206.87
Jhang	11	210.64	216.96	268.96	261.00	193.56	197.43	225.10	199.96	133.43	217.73	161.32	233.22	203.05
Multan	12	193.58	214.21	254.45	191.82	175.87	188.26	153.06	194.07	136.15	211.40	153.87	223.18	199.79
Muzaffargarh	13	205.52	232.17	257.54	215.84	168.01	194.44	163.17	189.66	140.48	221.05	162.90	255.97	197.99
D. G. Khan	14	210.29	229.54	251.13	233.12	203.57	200.61	150.06	186.59	122.18	195.37	111.82	221.96	182.87
Vehari	15	190.83	209.07	269.26	178.04	171.41	196.98	126.59	186.24	131.72	210.84	167.27	217.17	214.74
Sargodha	16	206.48	210.37	269.86	201.08	204.12	273.64	156.58	212.18	116.89	256.51	138.35	301.88	219.93
Mianwali	17	213.99	226.22	281.86	188.17	222.36	207.33	156.74	196.48	108.19	256.98	137.84	217.91	238.39
Bahawalpur	18	205.84	212.08	269.40	236.45	195.99	223.51	153.68	181.91	175.64	237.96	192.43	195.03	208.85
Bahawalnagar	19	204.89	213.60	259.57	233.23	191.71	238.84	151.98	189.10	124.47	224.05	198.37	314.83	214.79
R. Y. Khan	20	204.92	226.18	266.78	247.84	172.28	209.36	151.98	185.63	125.99	214.94	213.65	272.47	213.28
Karachi	21	190.64	223.79	266.26	201.13	148.52	225.66	155.87	181.82	134.12	173.31	178.14	233.11	222.64
Hyderabad	22	185.80	215.80	269.99	180.85	148.13	176.53	163.63	189.00	130.43	159.58	218.01	192.81	202.65
Nawabshah	23	228.82	235.61	254.56	269.77	181.03	227.43	221.92	190.04	135.40	159.32	475.82	282.45	399.86
Mirpukhas	24	201.30	222.09	276.45	182.54	176.82	180.94	161.78	195.74	114.67	154.49	231.11	282.58	221.40
Mithi	25	213.30	219.38	279.93	188.07	223.75	178.70	153.47	195.64	112.59	132.28	279.07	288.05	248.71
Sukkur	26	199.99	223.31	242.65	226.98	156.96	205.19	149.11	179.30	118.36	165.86	230.10	247.27	198.00
Larkana	27	214.77	227.75	267.35	208.27	200.45	205.58	265.49	184.79	135.77	173.05	196.01	255.61	252.60
Dadu	28	208.69	235.59	265.14	209.70	167.07	206.01	148.02	198.22	119.98	161.63	390.09	255.06	199.21
Peshawar	29	199.18	210.82	264.01	244.21	167.20	207.79	178.42	200.89	125.68	208.10	253.99	248.82	250.79
Mardan	30	222.89	208.36	267.20	261.96	223.46	220.80	169.45	217.61	123.88	237.26	416.99	247.72	273.60
Abbottabad	31	197.40	208.36	253.96	213.39	165.39	271.79	156.87	209.33	148.61	218.13	192.18	274.09	214.83
Bannu	32	204.51	223.05	277.60	189.12	192.33	214.81	151.20	182.80	116.82	206.13	186.40	283.10	218.50
D. I. Khan	33	204.58	220.81	283.73	200.01	198.61	193.93	156.66	191.71	112.29	163.36	206.63	258.55	207.13
Mingora	34	214.95	218.81	278.20	257.11	180.09	222.55	192.17	212.73	130.35	220.55	203.07	296.94	347.66
Quetta	35	194.25	219.25	256.17	174.64	170.67	174.90	162.78	199.90	123.95	173.32	238.43	232.03	194.60
Turbat	36	204.76	214.32	292.35	188.31	204.21	214.17	165.73	187.74	118.42	146.41	174.67	214.90	204.98
Gawadar	37	198.59	219.22	243.58	195.31	171.46	208.72	162.09	180.79	108.46	119.08	182.64	214.56	204.09
Loralai	38	211.04	223.92	268.77	206.28	198.16	183.02	195.64	202.62	114.93	186.98	187.33	285.97	247.89
Khuzdar	39	197.61	214.56	271.21	193.89	161.53	204.10	179.86	198.76	136.04	172.68	177.29	236.24	194.54
D. M. Jamali	40	209.11	234.27	275.14	194.33	176.07	189.85	162.73	197.38	122.49	155.04	224.35	279.92	197.65

7.8 Index Numbers of Wholesale Prices by Commodity Groups

Year / month	General	Agriculture Forestry & Fishery Product	Ores & Minerals electricity gas & water	Food product Beverages & tobacco Textile Apparel & Leather Product	Other transportable Goods	Metal product Machinery & Equipment
--------------	---------	--	---	--	---------------------------	-------------------------------------

(2007-08=100)

2009-10	135.40	142.02	139.76	135.02	135.41	111.10
2010-11	164.17	183.20	159.13	166.49	155.77	128.10
2011-12	181.29	185.04	182.74	176.07	194.64	152.55
2012-13	194.61	198.23	211.17	188.39	203.93	159.29
2013-14	158.88	165.52	163.62	156.11	162.99	132.02
2013 Jul	202.49	214.77	215.17	195.21	206.44	164.46
Aug	207.85	218.23	239.51	197.43	209.59	166.14
Sep	209.33	218.32	240.04	199.08	213.44	166.39
Oct	211.70	220.96	243.64	200.96	216.28	166.77
Nov	212.22	220.76	243.77	201.99	216.87	168.01
Dec	210.11	212.36	243.89	200.91	218.3	168.65
2014 Jan	211.23	216.41	243.69	201.47	217.85	168.90
Feb	210.94	214.62	243.36	201.73	218.22	169.45
Mar	211.66	217.63	243.45	201.93	217.63	169.53
Apr	211.88	221.91	243.12	202.07	213.45	170.06
May	211.71	223.55	242.36	201.29	212.29	170.11
Jun	214.60	228.53	242.45	204.31	214.75	171.26
Jul	215.76	230.64	242.67	205.50	215.63	171.57

7.9 Index Numbers of Wholesale Prices by Commodities

AGRICULTURE FORESTRY & FISHERY											
Year/month	Wheat	Maize	Rice	Sorghum/ Jowar	Millet/ Bajra	Vegetables	Fresh Fruits	Dry Fruits	Cotton Seeds	Other oil Seeds	Edible Roots Potatoes

(2007-08=100)

2009-10	157.54	115.02	111.40	158.39	107.75	151.74	106.02	137.88	144.08	122.94	162.12
2010-11	159.53	150.61	123.39	195.10	127.61	173.43	129.19	161.97	171.48	141.73	201.45
2011-12	163.44	159.77	149.45	191.12	153.77	211.52	175.48	181.96	189.55	166.98	175.20
2012-13	188.52	174.74	165.42	211.29	177.02	216.66	216.05	181.47	168.92	177.67	162.82
2013-14	227.13	185.28	177.67	279.98	179.06	254.41	226.73	201.66	185.58	178.30	314.12
2013 Jul	206.16	193.96	177.08	270.15	193.87	273.46	253.15	192.88	165.17	169.50	188.79
Aug	215.13	194.89	177.57	265.69	190.24	297.02	245.49	191.77	165.07	173.57	217.93
Sep	221.91	193.51	178.15	266.44	187.35	314.40	220.14	188.16	165.07	175.36	231.30
Oct	222.41	182.03	174.66	263.80	185.50	333.60	221.48	192.11	168.29	175.89	308.49
Nov	231.90	178.94	176.47	263.55	179.40	367.68	194.51	197.11	168.77	178.95	472.04
Dec	244.00	175.94	176.55	248.44	175.79	220.02	183.06	201.08	168.48	182.45	296.10
2014 Jan	243.48	176.18	177.05	276.14	174.47	215.08	187.74	203.14	188.10	184.14	217.35
Feb	246.93	178.62	177.64	277.39	171.25	183.62	195.94	205.28	191.11	183.54	227.80
Mar	250.86	180.57	178.17	289.35	174.91	195.18	213.00	207.33	197.27	183.71	288.60
Apr	232.52	188.84	179.08	304.45	173.13	236.30	258.23	208.07	209.33	172.46	400.84
May	204.31	190.14	179.49	317.54	169.81	211.50	264.24	213.82	220.44	177.64	447.26
Jun	205.99	189.74	180.08	316.79	173.02	205.05	283.76	219.20	219.90	182.36	472.92
Jul	207.97	191.76	179.66	323.08	174.47	247.48	321.25	217.95	231.50	190.46	543.47

Contd.

7.9 Index Numbers of Wholesale Prices by Commodities

Year/month	AGRICULTURE FORESTRY & FISHERY											
	Stimulant & spice crops	Pulses	Sugar crops	Fibre crops	Unmanufactured tobacco	Poultry	Milk from bovine animals	Eggs	Raw animal material / wool	Hides&fur skins wool	Fuel wood in logs	Fishes fresh or chilled

(2007-08=100)

2009-10	159.91	144.32	208.66	162.63	142.50	156.00	135.32	153.07	88.65	99.97	129.86	137.63
2010-11	212.69	169.24	287.34	280.76	156.10	163.53	157.40	148.79	113.86	106.92	151.43	136.35
2011-12	187.89	212.28	273.92	195.07	167.72	186.89	190.29	180.67	134.34	131.07	190.47	144.71
2012-13	184.68	204.81	267.92	193.56	171.49	178.40	213.81	191.02	138.84	139.08	215.48	191.11
2013-14	316.66	186.74	267.92	217.41	186.62	202.88	225.98	200.17	155.22	145.20	238.11	247.73
2013 Jul	231.75	184.78	267.92	210.28	176.34	215.62	220.27	167.37	151.73	140.52	230.69	247.49
Aug	241.41	180.97	267.92	214.52	176.34	237.40	221.65	180.14	153.23	140.87	231.13	250.91
Sep	254.77	176.48	267.92	219.53	181.07	177.47	222.52	205.51	153.55	145.03	234.96	249.62
Oct	261.90	175.64	267.92	225.78	181.07	173.31	223.35	203.29	153.55	144.43	232.88	248.24
Nov	275.65	178.53	267.92	212.61	181.11	159.59	223.35	230.34	153.55	145.71	236.04	249.22
Dec	289.64	186.65	267.92	210.20	187.30	185.85	224.04	245.62	153.55	147.61	238.23	249.61
2014 Jan	329.72	187.07	267.92	226.32	188.70	238.28	224.04	218.04	156.85	147.80	239.54	243.95
Feb	343.03	189.21	267.92	224.80	189.53	193.61	224.56	207.17	158.40	146.68	241.73	244.62
Mar	355.25	191.54	267.92	217.76	190.00	210.42	226.49	246.39	157.45	147.11	242.82	244.62
Apr	371.86	190.93	267.92	209.71	195.81	219.86	230.05	173.18	157.45	145.57	242.38	244.31
May	372.30	198.71	267.92	217.38	196.08	215.25	230.92	158.06	156.33	145.23	243.47	249.76
Jun	472.58	200.37	267.92	220.08	196.08	207.92	240.49	166.88	157.03	145.85	243.47	250.37
Jul	460.25	198.96	267.92	201.65	204.74	206.33	242.57	176.03	164.70	146.12	243.47	246.21

Contd.

7.9 Index Numbers of Wholesale Prices by Commodities

Year/Month	ORES/MINERALS, GAS & ELECT.				FOOD, BEVERAGES, TOBACCO TEXTILE, APP. LEATHER TEXTILE					
	Coal not Agglomerated	Natural Gas liquified	Salt pure sodium chloride	Electrical Energy	Meat of Animals	Vegetables & fruit Juices	Dried Fruits & Nuts	Fruits & Juices	Vegetable Oil Refined	Vegetable Ghee
(2007-08=100)										
2009-10	109.77	148.27	116.89	135.22	139.74	132.75	152.66	120.39	109.33	94.75
2010-11	120.42	157.03	125.80	166.98	174.86	148.78	170.78	133.20	127.91	118.21
2011-12	149.74	193.29	155.69	176.51	214.40	175.93	197.32	155.58	153.33	141.37
2012-13	209.81	197.43	175.78	226.10	228.80	186.93	219.33	158.67	157.94	141.75
2013-14	223.53	203.85	223.53	281.02	238.93	192.48	221.32	166.33	162.31	141.51
2013 Jul	223.53	203.74	204.73	226.10	232.94	190.74	222.76	164.49	160.21	141.00
Aug	223.53	203.57	205.80	279.61	233.93	191.31	223.20	165.05	160.13	140.30
Sep	223.53	204.58	217.04	279.61	233.93	192.05	223.21	165.08	161.04	140.69
Oct	223.53	204.63	217.04	287.44	239.95	192.05	223.95	165.10	160.07	140.53
Nov	223.53	204.91	217.04	287.44	239.95	192.59	224.54	165.29	160.83	141.61
Dec	223.53	205.11	220.90	287.44	239.95	193.79	223.51	166.02	161.60	142.45
2014 Jan	223.53	204.61	228.23	287.44	239.95	193.91	222.32	166.02	161.86	142.28
Feb	223.53	203.90	231.42	287.44	240.41	193.91	218.89	166.02	161.68	140.94
Mar	223.53	204.10	231.42	287.44	240.41	191.62	218.74	166.09	164.69	144.11
Apr	223.53	203.39	231.42	287.44	241.31	191.62	218.45	166.33	164.58	142.54
May	223.53	201.77	234.11	287.44	241.31	192.16	218.45	169.52	165.54	141.65
Jun	223.53	201.86	243.18	287.44	243.10	194.02	217.80	170.89	165.47	140.01
Jul	223.53	202.34	243.18	287.44	246.01	194.12	217.80	171.20	164.33	140.35

Contd.

7.9 Index Numbers of Wholesale Prices by Commodities

FOOD, BEVERAGES, TOBACCO TEXTILE, APP. LEATHER TEXTILE													
Year / month	Oil cakes	Processed Liquid Milk	Milk & cream in solid form	Ice cream	Dairy Product N.E.C	Wheat Flour	Other cereal Flour	Sugar Refined	Choco late	Sugar Confectionary	Coffee & Tea	Spices	Other Food Product
(2007-08=100)													
2009-10	133.50	131.72	143.69	133.53	126.71	146.16	102.24	209.80	98.94	101.73	151.22	116.98	186.48
2010-11	150.73	154.76	190.61	139.71	141.43	146.53	135.02	251.13	99.77	101.52	165.31	162.42	244.90
2011-12	149.51	182.39	170.43	155.81	184.52	151.98	163.80	229.24	100.35	100.56	192.23	267.98	301.28
2012-13	166.19	207.70	171.54	172.43	207.02	172.24	194.72	201.93	99.19	101.34	203.24	279.84	319.16
2013-14	191.83	211.76	196.23	210.37	220.93	205.78	139.04	206.98	99.19	102.28	215.49	193.08	308.00
2013 Jul	175.62	205.54	178.39	204.00	216.21	190.04	150.06	212.01	99.19	102.28	229.54	197.26	316.68
Aug	174.89	205.54	179.40	209.53	212.59	195.91	144.64	211.85	99.19	102.28	230.71	195.67	316.68
Sep	176.21	205.54	179.40	209.53	216.63	202.67	138.44	212.34	99.19	102.28	230.54	195.85	316.68
Oct	181.08	205.54	188.09	209.79	217.26	205.40	134.55	218.48	99.19	102.28	230.00	191.28	308.23
Nov	181.80	205.54	190.96	209.79	217.26	209.15	132.04	229.71	99.19	102.28	229.47	194.28	308.23
Dec	183.79	210.94	193.72	209.79	217.26	214.45	136.20	202.31	99.19	102.28	226.18	194.39	308.23
2014 Jan	191.76	210.94	202.00	209.79	217.62	214.41	133.04	196.44	99.19	102.28	214.63	190.97	308.48
Feb	193.86	210.94	207.03	209.79	218.81	214.84	141.77	192.80	99.19	102.28	213.04	191.33	308.48
Mar	198.60	215.66	207.17	209.79	223.27	217.42	138.58	201.11	99.19	102.28	208.86	191.41	308.40
Apr	207.80	219.13	207.76	209.79	228.17	211.80	140.44	201.00	99.19	102.28	198.66	191.57	308.98
May	219.35	222.76	209.55	218.66	230.41	197.22	139.33	196.99	99.19	102.28	188.38	191.30	293.22
Jun	217.25	223.02	211.32	214.21	235.64	196.01	139.38	208.70	99.19	102.28	185.89	191.67	293.72
Jul	232.05	223.02	212.82	219.91	235.94	195.47	138.16	216.56	99.19	102.28	184.43	191.70	293.72

Contd.

7.9 Index number of wholesale prices by commodities

Year/month	FOOD, BEVERAGES, TOBACCO TEXTILE, APP. LEATHER TEXTILE									
	Mineral Water	Beverages	Tobacco Product	Cotton Yarn	Nylon Yarn	Blended Yarn	Woven Fabrics	Cotton Fabrics	Other Fabrics	Silk & Reyon Fabrics
(2007-08=100)										
2009-10	114.20	111.17	131.16	150.86	131.65	157.00	121.53	120.46	115.78	116.19
2010-11	127.10	120.80	168.69	182.87	174.17	195.31	129.39	137.84	126.16	125.75
2011-12	163.62	133.28	175.62	196.06	190.80	194.74	163.54	167.42	154.74	139.06
2012-13	168.78	137.45	208.80	208.38	181.46	193.63	196.76	175.90	166.96	152.04
2013-14	182.07	151.87	246.42	213.03	178.22	198.57	222.82	189.15	182.16	161.87
2013 Jul	177.53	139.35	242.41	210.89	188.58	197.47	208.98	183.43	175.06	159.34
Aug	180.22	139.63	242.41	217.78	187.63	198.41	217.16	187.43	175.74	160.08
Sep	180.22	139.63	242.41	222.40	182.19	200.64	217.16	187.43	175.74	160.08
Oct	181.84	148.83	242.41	223.38	183.61	202.06	218.12	187.77	178.98	160.48
Nov	181.84	150.11	242.41	221.66	181.73	201.89	224.64	187.77	179.06	161.09
Dec	181.84	152.77	242.41	215.52	181.73	201.89	226.82	187.77	179.06	161.09
2014 Jan	181.84	152.12	242.41	217.06	180.95	201.89	226.82	187.77	179.06	161.09
Feb	181.84	152.12	242.41	218.02	179.07	201.29	226.82	187.77	179.06	161.09
Mar	183.04	155.31	242.41	207.32	177.75	199.15	226.82	189.65	179.75	161.09
Apr	184.22	161.66	242.41	201.07	167.97	193.66	226.82	193.10	192.36	165.36
May	185.23	164.58	242.41	200.83	165.10	191.86	226.82	193.10	194.43	165.85
Jun	185.23	166.38	290.52	200.42	162.34	192.59	226.82	196.81	197.56	165.85
Jul	185.63	167.46	290.52	200.42	161.40	193.60	226.82	196.81	197.56	165.85

Contd.

7.9 Index numbers of wholesale prices by commodities

Year / month	FOOD, BEVERAGES, TOBACCO TEXTILE, APP. LEATHER TEXTILE										
	Towels	Blankets	Bedsheet	Quilt	Woolen Carpets	Synthetic Carpets	Hosiery Product	Ready made Garments	Leather without Hairs	Other Leather N.E.C	Foot wears
(2007-08=100)											
2009-10	124.68	112.40	123.12	108.77	103.57	134.23	111.76	109.52	104.89	107.27	101.48
2010-11	141.55	123.47	132.06	128.15	104.56	143.26	126.73	114.24	107.07	112.02	101.48
2011-12	181.78	150.59	165.52	144.49	105.11	147.81	155.38	125.21	109.08	120.09	110.49
2012-13	202.34	179.22	201.81	150.78	106.55	116.43	176.65	137.23	111.60	130.47	134.42
2013-14	233.91	208.23	233.10	167.55	113.10	115.64	193.28	158.85	176.06	292.45	134.22
2013 Jul	213.19	185.21	213.18	156.32	106.55	114.41	185.30	150.00	132.51	203.07	139.49
Aug	216.98	185.21	215.79	156.32	106.55	114.41	185.30	152.13	136.23	238.82	139.49
Sep	218.47	185.21	217.78	156.32	106.55	114.41	185.30	152.13	140.50	263.79	139.49
Oct	231.87	189.62	223.74	160.74	106.55	114.41	185.37	153.12	140.50	263.79	139.49
Nov	233.85	196.10	227.19	160.74	109.52	115.69	187.81	153.12	144.55	276.28	139.49
Dec	234.25	204.97	236.05	169.53	113.69	116.10	187.81	153.12	149.13	297.73	134.22
2014 Jan	234.25	219.66	236.05	172.42	113.69	116.10	195.18	153.12	161.61	341.85	134.22
Feb	234.25	219.66	236.05	172.42	113.69	116.10	195.18	153.12	167.71	370.13	134.22
Mar	234.25	219.66	236.05	172.42	113.69	116.10	195.50	153.12	209.40	339.91	134.22
Apr	242.19	219.66	242.12	172.42	113.69	116.10	196.90	169.94	203.40	314.19	134.22
May	242.19	219.66	242.12	172.42	113.69	116.10	198.64	168.50	212.68	276.72	134.22
Jun	242.19	219.66	242.12	172.42	113.69	116.10	202.13	169.33	223.51	276.72	134.22
Jul	242.19	219.66	242.12	172.42	132.14	116.1	204.27	175.43	223.51	249.44	134.22

Contd.

7.9 Index numbers of wholesale prices by commodities

Year/month	OTHER TRANSPORTABLE GOODS												
	Timber	Printing Paper	Hard Board	Coke	Motor Spirit	Diesel Oil	Kerosine Oil	Furnace Oil	Mobile Oil	Chemicals	Dying Materials	Fertilizers	Pesticides
(2007-08=100)													
2009-10	118.75	110.69	97.22	116.57	119.93	167.91	167.68	130.09	138.19	107.72	102.23	143.70	124.59
2010-11	127.27	106.84	110.16	139.84	126.84	194.78	196.30	154.78	150.55	123.06	106.61	174.65	135.09
2011-12	139.00	127.83	150.70	159.41	155.00	240.05	241.84	200.78	173.18	144.52	105.67	258.65	164.20
2012-13	149.51	158.66	193.63	163.45	168.70	257.74	260.42	177.08	183.78	154.14	105.42	261.38	195.99
2013-14	170.36	169.84	220.14	163.45	184.99	271.23	283.49	176.90	194.20	171.90	115.91	266.33	227.17
2013 Jul	157.52	164.45	200.00	163.45	171.92	254.92	256.74	171.62	191.04	163.56	107.23	268.23	208.72
Aug	160.48	164.45	200.00	163.45	176.54	264.12	270.07	172.70	191.04	164.53	107.23	269.62	212.36
Sep	161.45	164.84	208.33	163.45	184.38	270.32	282.64	179.02	192.70	165.49	104.26	269.45	213.45
Oct	163.35	167.02	214.58	163.45	191.35	279.68	288.36	182.48	193.09	165.70	104.26	264.71	222.93
Nov	166.37	167.02	214.58	163.45	190.50	279.46	288.01	184.52	193.09	169.65	106.46	263.88	224.99
Dec	173.24	169.75	229.17	163.45	190.50	279.46	288.01	184.93	193.09	172.77	107.55	266.56	225.48
2014 Jan	174.55	169.75	229.17	163.45	190.50	279.46	288.01	183.45	193.09	171.72	107.55	264.18	225.48
Feb	174.55	169.75	229.17	163.45	190.50	279.46	288.01	182.18	193.09	171.72	107.55	267.25	225.62
Mar	174.55	176.01	229.17	163.45	185.89	279.46	288.01	177.75	194.41	175.87	107.55	264.50	237.58
Apr	178.07	177.81	229.17	163.45	182.98	267.04	288.01	165.65	197.73	176.47	143.77	264.50	237.58
May	178.07	174.58	229.17	163.45	182.40	260.69	288.01	166.52	197.73	176.24	143.77	265.61	237.58
Jun	182.14	172.62	229.17	163.45	182.40	260.69	288.01	172.01	200.28	189.08	143.77	267.48	254.27
Jul	184.69	172.62	229.17	163.45	182.40	260.69	288.01	173.10	201.17	193.10	143.77	268.66	262.86

Contd.

7.9 Index Numbers of Wholesale Prices by Commodities

Year / month	OTHER TRANSPORTABLE GOODS												
	Insecticides	Paints & Varnishes	Medicines	Soaps & Detergent	Auto Tyers	Plastic Products	Glass Sheets	Other Glass Articles	Ceramics & Sanitary	Bricks Blocks & Tiles	Cement	Bed Foams	Matches
(2007-08=100)													
2009-10	112.11	135.74	108.01	117.69	136.43	123.66	146.16	156.19	126.75	129.58	117.30	105.04	108.52
2010-11	125.88	151.75	115.64	130.52	147.14	135.05	152.83	175.04	129.49	140.85	140.80	113.46	111.73
2011-12	125.90	187.97	117.18	151.04	171.17	179.77	168.41	206.10	136.90	165.89	162.19	126.38	118.84
2012-13	120.85	237.85	138.59	167.01	180.56	193.02	192.56	199.82	158.32	176.20	185.77	141.29	132.57
2013-14	143.37	260.43	139.76	180.26	185.96	201.16	207.04	212.10	182.46	193.91	203.42	148.32	143.20
2013 Jul	124.43	247.56	138.83	176.55	185.57	198.15	203.49	206.09	164.06	184.78	194.83	144.33	143.20
Aug	124.43	247.56	138.85	177.56	185.57	199.06	203.49	206.09	165.08	186.85	194.84	144.33	143.20
Sep	129.93	247.70	138.77	178.79	185.57	199.06	204.55	206.09	166.88	188.17	201.55	145.33	143.20
Oct	131.09	249.49	138.77	178.79	185.57	199.24	205.47	206.09	170.85	192.69	200.39	147.67	143.20
Nov	131.04	249.49	138.77	178.85	185.73	200.86	206.90	213.87	171.02	194.89	200.84	149.33	143.20
Dec	133.78	265.56	138.77	181.19	185.73	201.76	207.75	214.09	171.05	196.76	204.86	149.67	143.20
2014 Jan	133.78	267.31	139.69	181.22	185.73	202.31	207.75	214.09	192.64	197.12	205.56	149.67	143.20
Feb	136.69	268.31	139.69	181.22	185.73	202.33	207.75	214.09	192.64	195.96	207.30	149.67	143.20
Mar	136.47	268.31	140.31	181.82	185.73	202.33	207.75	214.09	194.56	195.96	207.69	149.67	143.20
Apr	177.92	268.31	140.59	181.82	185.73	202.70	209.86	214.09	199.50	197.05	207.45	149.67	143.20
May	178.94	269.84	141.80	182.20	186.63	203.08	209.86	218.27	199.50	196.15	207.98	149.67	143.20
Jun	181.89	275.71	142.22	183.11	188.21	203.08	209.86	218.27	201.75	200.57	207.76	150.83	143.20
Jul	181.89	275.71	144.21	183.11	188.21	203.08	209.86	218.27	200.07	201.73	207.76	150.83	143.20

Contd.

7.9 Index Numbers of Wholesale Prices by Commodities

Year/month	METAL PRODUCT MACHINERY & EQUIP									
	Pig Iron	Steel Bars & Sheets	Pipe Fittings	Steel Products	Engine & Motors	Vacuum Pumps	Air Conditioners	Cultivators	Chuff Cutter	Tractors
(2007-08=100)										
2009-10	129.91	102.51	124.35	117.63	105.29	111.45	143.04	145.95	121.31	137.08
2010-11	128.97	116.14	129.52	125.59	106.23	112.44	147.52	172.18	127.89	152.78
2011-12	128.97	133.06	140.66	152.22	109.07	115.39	165.34	184.47	131.97	177.34
2012-13	128.97	134.92	143.38	162.79	109.07	115.39	174.17	187.71	140.67	161.96
2013-14	128.97	140.15	163.38	169.47	109.07	115.39	180.79	215.46	146.36	188.81
2013 Jul	128.97	138.21	149.13	167.61	109.07	115.39	179.78	189.23	144.94	161.96
Aug	128.97	140.51	149.13	167.61	109.07	115.39	179.78	189.23	144.94	161.96
Sep	128.97	141.14	150.29	168.46	109.07	115.39	179.78	191.51	144.94	161.96
Oct	128.97	141.14	160.63	168.46	109.07	115.39	181.12	200.36	144.94	169.82
Nov	128.97	140.55	166.34	170.08	109.07	115.39	181.12	226.90	144.94	193.29
Dec	128.97	140.33	168.00	170.12	109.07	115.39	181.12	226.90	144.94	193.29
2014 Jan	128.97	140.23	168.33	170.19	109.07	115.39	181.12	226.90	144.94	193.29
Feb	128.97	139.12	168.33	170.19	109.07	115.39	181.12	226.90	144.94	193.29
Mar	128.97	138.60	168.33	170.24	109.07	115.39	181.12	226.90	149.20	193.29
Apr	128.97	138.13	168.33	170.24	109.07	115.39	181.12	226.90	149.20	214.54
May	128.97	139.53	168.33	170.24	109.07	115.39	181.12	226.90	149.20	214.54
Jun	128.97	144.30	175.34	170.24	109.07	115.39	181.12	226.90	149.20	214.54
Jul	128.97	146.08	175.34	170.24	109.07	115.39	181.12	226.9	149.2	214.54

Contd.

7.9 Index Numbers of Wholesale Prices by Commodities

METAL PRODUCT MACHINERY & EQUIP									
Year / month	Lathe Machine	Concrete Mixer	Refrige Wash & Sew mach Iron	Electrical Wires	Lighting Equipments	Radio & Television	Motor Vehicles	Motor Cycles	Bicycles

(2007-08=100)

2009-10	140.74	132.73	119.22	131.12	108.05	119.91	130.55	113.20	108.90
2010-11	142.43	135.46	138.87	142.63	115.71	122.93	142.13	116.77	134.71
2011-12	147.58	138.83	162.92	160.69	141.05	130.71	155.07	122.52	166.65
2012-13	147.68	138.83	167.54	160.01	147.57	127.52	170.90	125.06	177.20
2013-14	186.40	138.83	188.44	173.65	163.03	126.49	179.74	125.61	181.58
2013 Jul	147.68	138.83	179.92	167.53	159.47	126.49	173.99	124.80	178.81
Aug	147.68	138.83	179.92	168.13	162.27	126.49	173.99	124.80	180.99
Sep	148.86	138.83	180.51	168.13	162.27	126.49	174.21	124.80	180.99
Oct	155.90	138.83	181.62	168.13	162.52	126.49	174.21	124.80	180.99
Nov	174.96	138.83	186.98	169.09	163.43	126.49	181.77	125.41	180.99
Dec	208.81	138.83	191.24	169.55	162.71	126.49	181.93	125.41	180.99
2014 Jan	208.81	138.83	192.24	178.73	162.86	126.49	182.16	125.58	180.99
Feb	208.81	138.83	192.33	178.73	162.86	126.49	182.16	125.69	182.84
Mar	208.81	138.83	192.37	178.73	163.27	126.49	184.47	126.15	182.84
Apr	208.81	138.83	195.02	178.73	164.75	126.49	182.75	126.48	182.84
May	208.81	138.83	193.39	179.18	164.95	126.49	182.59	126.70	182.84
Jun	208.81	138.83	195.75	179.18	164.95	126.49	182.59	126.70	182.84
Jul	208.81	138.83	195.93	179.18	164.95	126.49	182.59	126.70	182.84

7.10 Intercity Wholesale Prices of Selected Commodities

Group/Commodity/Item Specification	Unit	City	Prices (Rs.)			% Change in July,2014	
						Over	
			July, 2014	June, 2014	July, 2013	June, 14	July, 13
1. Agriculture Forestry & Fishery							
001. Wheat							
0111201. WHEAT AVG. QLTY.	100 KG.	LAH	3237.50	3237.50	3262.50	0.00	-0.77
		FAS	3250.00	3100.00	3250.00	4.84	0.00
		RAW	3550.00	3450.00	3125.00	2.90	13.60
		MUL	3300.00	3150.00	3300.00	4.76	0.00
		GUJ	3235.00	3132.50	3200.00	3.27	1.09
		SAH	3062.50	3062.50	3000.00	0.00	2.08
		SAR	3117.50	3100.00	3187.50	0.56	-2.20
		SKT	3350.00	3350.00	3325.00	0.00	0.75
		BPR	3237.50	3187.50	3225.00	1.57	0.39
		GJT	3225.00	3125.00	3150.00	3.20	2.38
		KSR	3181.25	3181.25	3237.50	0.00	-1.74
		KAR	3400.00	3400.00	3500.00	0.00	-2.86
		HYD	3300.00	3280.00	3320.00	0.61	-0.60
		SKR	3200.00	3200.00	3250.00	0.00	-1.54
		LRK	3125.00	3125.00	3000.00	0.00	4.17
		MPK	3250.00	3250.00	2900.00	0.00	12.07
		NWB	3400.00	3380.00	3700.00	0.59	-8.11
		PSH	3300.00	3220.00	3200.00	2.48	3.13
		BNU	3250.00	3450.00	3300.00	-5.80	-1.52
002. Maize							
0112201. MAIZE AVG. QLTY.	40 KG.	LAH	1150.00	1150.00	1150.00	0.00	0.00
		FAS	1075.00	1075.00	1250.00	0.00	-14.00
		RAW	1175.00	1175.00	1162.50	0.00	1.08
		SAR	1025.00	1000.00	1087.50	2.50	-5.75
		KSR	1150.00	1150.00	1150.00	0.00	0.00
		KAR	1400.00	1400.00	1070.00	0.00	30.84
		HYD	1200.00	1100.00	1350.00	9.09	-11.11
		PSH	970.00	970.00	1120.00	0.00	-13.39
		BNU	1280.00	1280.00	1400.00	0.00	-8.57
		QTA	1390.00	1390.00	1210.00	0.00	14.88
003. Rice							
0113201. RICE BASMATI SUP. QLTY.	40 KG.	LAH	4800.00	4800.00	5100.00	0.00	-5.88
		FAS	4250.00	4250.00	4125.00	0.00	3.03
		RAW	5050.00	5050.00	4675.00	0.00	8.02
		MUL	4450.00	4750.00	4500.00	-6.32	-1.11
		GUJ	4750.00	4750.00	4400.00	0.00	7.95
		SKT	4800.00	4800.00	4680.00	0.00	2.56
		KAR	5000.00	5000.00	4300.00	0.00	16.28
		HYD	4700.00	4650.00	4500.00	1.08	4.44
		MPK	4800.00	4800.00	4750.00	0.00	1.05
		PSH	4875.00	4875.00	4800.00	0.00	1.56
		MNG	4400.00	4400.00	4825.00	0.00	-8.81
		QTA	4800.00	4800.00	4600.00	0.00	4.35
0113202. RICE BASMATI BROKEN AVG. QLTY.	40 KG.	LAH	2875.00	2875.00	2710.00	0.00	6.09
		RAW	3262.50	3262.50	2975.00	0.00	9.66
		GUJ	2600.00	2600.00	2350.00	0.00	10.64
		SAH	2200.00	2450.00	2600.00	-10.20	-15.38
		SKT	2550.00	2550.00	2500.00	0.00	2.00
		BPR	2100.00	2100.00	2400.00	0.00	-12.50
		GJT	2600.00	2600.00	2505.00	0.00	3.79

Contd.

7.10 Intercity Wholesale Prices of Selected Commodities

Group/Commodity/Item Specification	Unit	City	Prices (Rs.)			% Change in July,2014	
						Over	
			July, 2014	June, 2014	July, 2013	June, 14	July, 13
		KSR	2825.00	2825.00	2700.00	0.00	4.63
		KAR	2840.00	2840.00	2460.00	0.00	15.45
		HYD	2400.00	2400.00	2300.00	0.00	4.35
		SKR	2300.00	2300.00	2600.00	0.00	-11.54
		LRK	3200.00	3200.00	3000.00	0.00	6.67
		MPK	2000.00	2000.00	1830.00	0.00	9.29
		PSH	2600.00	2600.00	2600.00	0.00	0.00
		BNU	1700.00	1700.00	1875.00	0.00	-9.33
		QTA	2900.00	2900.00	2800.00	0.00	3.57
0113203. RICE IRRI-9 PUNJAB	40 KG.	LAH	2325.00	2325.00	2325.00	0.00	0.00
		FAS	2750.00	2750.00	2475.00	0.00	11.11
		RAW	2425.00	2425.00	2325.00	0.00	4.30
		SAR	1700.00	1700.00	1475.00	0.00	15.25
		SKT	1210.00	1210.00	1210.00	0.00	0.00
		QTA	1460.00	1460.00	1425.00	0.00	2.46
0113204. RICE IRRI-6 SINDH	40 KG.	KAR	1960.00	1960.00	1700.00	0.00	15.29
		HYD	1625.00	1625.00	1620.00	0.00	0.31
		SKR	1520.00	1520.00	1600.00	0.00	-5.00
		LRK	1400.00	1400.00	1800.00	0.00	-22.22
		NWB	1630.00	1630.00	1600.00	0.00	1.88
		PSH	1600.00	1600.00	1670.00	0.00	-4.19
		QTA	1420.00	1420.00	1425.00	0.00	-0.35
004. Sorghum / Jowar							
0114201. JOWAR AVG. QLTY.	40 KG.	LAH	1900.00	1900.00	1700.00	0.00	11.76
		FAS	1450.00	1450.00	1350.00	0.00	7.41
		SAR	2650.00	2700.00	2250.00	-1.85	17.78
		GJT	2750.00	2625.00	1700.00	4.76	61.76
		KAR	990.00	990.00	972.50	0.00	1.80
		HYD	1700.00	1525.00	1400.00	11.48	21.43
		PSH	1395.00	1395.00	1360.00	0.00	2.57
005. Millet / Bajra							
0118201. BAJRA AVG. QLTY.	40 KG.	LAH	1125.00	1125.00	1360.00	0.00	-17.28
		FAS	1075.00	1075.00	1150.00	0.00	-6.52
		SAR	1187.50	1175.00	1150.00	1.06	3.26
		GJT	1012.50	1000.00	1300.00	1.25	-22.12
		KAR	1170.00	1170.00	1280.00	0.00	-8.59
		HYD	1120.00	1100.00	1200.00	1.82	-6.67
		PSH	1175.00	1155.00	1300.00	1.73	-9.62
006. Vegetables							
0121201. CABBAGE AVG. QLTY.	100 KG.	LAH	5250.00	0.00	0.00	-----	-----
		FAS	3250.00	0.00	0.00	-----	-----
		RAW	4550.00	0.00	0.00	-----	-----
		MUL	2350.00	0.00	0.00	-----	-----
		SAR	6250.00	0.00	0.00	-----	-----
		SKT	5000.00	0.00	0.00	-----	-----
		KAR	2450.00	0.00	0.00	-----	-----
		SKR	3400.00	0.00	0.00	-----	-----
		PSH	2400.00	0.00	0.00	-----	-----
0121301. CAULIFLOWER AVG. QLTY.	100 KG.	LAH	6300.00	0.00	0.00	-----	-----
		FAS	5250.00	0.00	0.00	-----	-----
		SKT	7250.00	0.00	0.00	-----	-----
		KAR	5250.00	0.00	0.00	-----	-----

Contd.

7.10 Intercity Wholesale Prices of Selected Commodities

Group/Commodity/Item Specification	Unit	City	Prices (Rs.)			% Change in July,2014	
						Over	
			July, 2014	June, 2014	July, 2013	June, 14	July, 13
		SKR	3000.00	0.00	0.00	-----	-----
		MPK	8000.00	0.00	0.00	-----	-----
		PSH	4000.00	0.00	0.00	-----	-----
		QTA	5200.00	0.00	0.00	-----	-----
0122201. CUCUMBER (KHEERA) AVG. QLTY.	100 KG.	LAH	1450.00	1450.00	2850.00	0.00	-49.12
		FAS	2100.00	2200.00	1600.00	-4.55	31.25
		RAW	4250.00	2750.00	2175.00	54.55	95.40
		MUL	1650.00	1650.00	3300.00	0.00	-50.00
		GUJ	1750.00	1450.00	2050.00	20.69	-14.63
		SAR	475.00	2250.00	3250.00	-78.89	-85.38
		SKT	3900.00	2300.00	2750.00	69.57	41.82
		KAR	1900.00	1100.00	2100.00	72.73	-9.52
		HYD	3450.00	2500.00	3000.00	38.00	15.00
		SKR	1944.00	2200.00	2750.00	-11.64	-29.31
		PSH	3000.00	2500.00	3250.00	20.00	-7.69
		BNU	2000.00	2000.00	2300.00	0.00	-13.04
		QTA	4500.00	2500.00	4750.00	80.00	-5.26
0122401. TOMATOES AVG. QLTY.	40 KG.	LAH	2700.00	500.00	3150.00	440.00	-14.29
		FAS	1400.00	900.00	3000.00	55.56	-53.33
		RAW	1575.00	725.00	2425.00	117.24	-35.05
		MUL	2600.00	1100.00	3625.00	136.36	-28.28
		GUJ	1050.00	825.00	4050.00	27.27	-74.07
		SAH	2400.00	1900.00	3400.00	26.32	-29.41
		SAR	1500.00	860.00	1750.00	74.42	-14.29
		SKT	1800.00	700.00	4000.00	157.14	-55.00
		BPR	1960.00	1200.00	3920.00	63.33	-50.00
		GJT	1125.00	825.00	3750.00	36.36	-70.00
		KAR	760.00	920.00	1860.00	-17.39	-59.14
		HYD	1775.00	1400.00	2700.00	26.79	-34.26
		SKR	1046.00	800.00	3000.00	30.75	-65.13
		LRK	1920.00	1600.00	4000.00	20.00	-52.00
		MPK	1000.00	1400.00	2400.00	-28.57	-58.33
		PSH	760.00	440.00	2900.00	72.73	-73.79
		BNU	1600.00	1000.00	3800.00	60.00	-57.89
		MNG	975.00	625.00	2400.00	56.00	-59.38
		QTA	1250.00	1050.00	2200.00	19.05	-43.18
0124201. GARLIC	40 KG.	LAH	3922.50	3300.00	3950.00	18.86	-0.70
		FAS	2100.00	1900.00	2700.00	10.53	-22.22
		RAW	2912.50	2875.00	3625.00	1.30	-19.66
		SAR	2462.50	3000.00	3750.00	-17.92	-34.33
		SKT	4000.00	4300.00	5000.00	-6.98	-20.00
		GJT	3650.00	3650.00	3400.00	0.00	7.35
		KAR	3400.00	2700.00	2900.00	25.93	17.24
		HYD	3450.00	3600.00	3500.00	-4.17	-1.43
		SKR	2800.00	2000.00	2900.00	40.00	-3.45
		PSH	3000.00	2500.00	3200.00	20.00	-6.25
		MNG	3400.00	3300.00	3000.00	3.03	13.33
		QTA	5800.00	5800.00	3490.00	0.00	66.19
0124301. ONIONS DRY AVG. QLTY.	40 KG.	LAH	1300.00	875.00	1215.00	48.57	7.00
		FAS	1300.00	775.00	900.00	67.74	44.44
		RAW	1175.00	1137.50	1190.00	3.30	-1.26
		MUL	1050.00	825.00	1100.00	27.27	-4.55

Contd.

7.10 Intercity Wholesale Prices of Selected Commodities

Group/Commodity/Item Specification	Unit	City	Prices (Rs.)			% Change in July,2014	
			Over				
			July, 2014	June, 2014	July, 2013	June, 14	July, 13
		GUJ	1075.00	980.00	1050.00	9.69	2.38
		SAH	1400.00	1935.00	1600.00	-27.65	-12.50
		SAR	1300.00	840.00	1350.00	54.76	-3.70
		SKT	1100.00	1250.00	1600.00	-12.00	-31.25
		BPR	980.00	1020.00	1420.00	-3.92	-30.99
		GJT	1125.00	965.00	1200.00	16.58	-6.25
		KSR	1225.00	890.00	1290.00	37.64	-5.04
		KAR	1000.00	840.00	840.00	19.05	19.05
		HYD	1275.00	890.00	1125.00	43.26	13.33
		SKR	860.00	900.00	1300.00	-4.44	-33.85
		LRK	1200.00	1000.00	2000.00	20.00	-40.00
		MPK	1000.00	800.00	1100.00	25.00	-9.09
		NWB	1600.00	1100.00	1200.00	45.45	33.33
		PSH	1100.00	1100.00	1400.00	0.00	-21.43
		BNU	1100.00	1100.00	2000.00	0.00	-45.00
		MNG	1050.00	975.00	1775.00	7.69	-40.85
		QTA	1150.00	1450.00	1100.00	-20.69	4.55
0124902. LADY FINGER AVG. QLTY.	100 KG.	LAH	2675.00	2050.00	4700.00	30.49	-43.09
		FAS	1450.00	1600.00	2250.00	-9.38	-35.56
		RAW	3450.00	3450.00	4750.00	0.00	-27.37
		MUL	3750.00	3500.00	4100.00	7.14	-8.54
		SKT	3400.00	4000.00	4000.00	-15.00	-15.00
		KAR	5250.00	5750.00	2840.00	-8.70	84.86
		SKR	3500.00	2000.00	4200.00	75.00	-16.67
		PSH	3000.00	4400.00	3300.00	-31.82	-9.09
		BNU	3000.00	4250.00	3600.00	-29.41	-16.67
		QTA	8500.00	3200.00	7500.00	165.63	13.33
0124903. TINDA AVG. QLTY.	100 KG.	LAH	4550.00	2650.00	4100.00	71.70	10.98
		FAS	3750.00	1800.00	3500.00	108.33	7.14
		RAW	2775.00	2650.00	3650.00	4.72	-23.97
		MUL	3750.00	3750.00	4250.00	0.00	-11.76
		SKT	5200.00	6000.00	4000.00	-13.33	30.00
		KAR	2900.00	2550.00	1620.00	13.73	79.01
		SKR	3000.00	3100.00	3000.00	-3.23	0.00
		MPK	4600.00	4600.00	2000.00	0.00	130.00
		PSH	3000.00	3000.00	5000.00	0.00	-40.00
		MNG	3000.00	1500.00	3000.00	100.00	0.00
0124904. BRINJAL AVG. QLTY.	100 KG.	LAH	3750.00	2050.00	2300.00	82.93	63.04
		FAS	2250.00	900.00	1500.00	150.00	50.00
		MUL	3650.00	2750.00	2900.00	32.73	25.86
		SAR	3475.00	1650.00	2250.00	110.61	54.44
		SKT	4900.00	2200.00	3000.00	122.73	63.33
		KAR	2300.00	1450.00	2100.00	58.62	9.52
		SKR	2800.00	1100.00	3000.00	154.55	-6.67
		MPK	2200.00	2200.00	2100.00	0.00	4.76
		PSH	1750.00	3000.00	2500.00	-41.67	-30.00
		BNU	1600.00	2000.00	3500.00	-20.00	-54.29
		QTA	3200.00	3200.00	4000.00	0.00	-20.00
0124905. BOTTLE GOURD (LOKI)	100 KG.	LAH	3050.00	2050.00	2450.00	48.78	24.49
		FAS	1700.00	700.00	1100.00	142.86	54.55
		RAW	3250.00	3250.00	4050.00	0.00	-19.75
		KAR	2700.00	1550.00	1485.00	74.19	81.82

Contd.

7.10 Intercity Wholesale Prices of Selected Commodities

Group/Commodity/Item Specification	Unit	City	Prices (Rs.)			% Change in July,2014	
						Over	
			July, 2014	June, 2014	July, 2013	June, 14	July, 13
0124906. KARELLA	100 KG.	HYD	3500.00	2650.00	3000.00	32.08	16.67
		SKR	2000.00	1100.00	2000.00	81.82	0.00
		PSH	1750.00	3000.00	2550.00	-41.67	-31.37
		BNU	2000.00	2550.00	2700.00	-21.57	-25.93
		LAH	2450.00	2850.00	4550.00	-14.04	-46.15
		FAS	2150.00	1250.00	3000.00	72.00	-28.33
		RAW	4050.00	4050.00	3550.00	0.00	14.08
		SAR	1825.00	1350.00	3500.00	35.19	-47.86
		KAR	2900.00	2100.00	1707.50	38.10	69.84
		HYD	4500.00	2500.00	3500.00	80.00	28.57
		SKR	5500.00	2500.00	2400.00	120.00	129.17
		PSH	2000.00	3000.00	4650.00	-33.33	-56.99
		BNU	2500.00	3000.00	3350.00	-16.67	-25.37
007. Fresh Fruits							
0131201. BANANA AVG. QLTY.	DOZ.	LAH	92.50	85.00	62.50	8.82	48.00
		FAS	55.00	52.50	57.50	4.76	-4.35
		RAW	147.50	142.50	97.50	3.51	51.28
		MUL	92.50	82.50	57.50	12.12	60.87
		GUJ	87.50	110.00	92.50	-20.45	-5.41
		SKT	115.00	115.00	80.00	0.00	43.75
		BPR	75.00	85.00	65.00	-11.76	15.38
		GJT	95.00	95.00	70.00	0.00	35.71
		KAR	61.00	52.00	31.00	17.31	96.77
		HYD	70.00	62.50	47.50	12.00	47.37
		SKR	75.00	75.00	47.50	0.00	57.89
		MPK	30.00	22.00	20.00	36.36	50.00
		PSH	75.00	70.00	70.00	7.14	7.14
		MNG	200.00	70.00	110.00	185.71	81.82
		0131601. MANGOES SINDHRI AVG. QLTY.	40 KG.	KAR	1290.00	1560.00	1240.00
HYD	2400.00			1850.00	2200.00	29.73	9.09
0131602. MANGOES LANGRA AVG. QLTY.	40 KG.	LAH	2275.00	2500.00	2250.00	-9.00	1.11
		RAW	2325.00	1875.00	2250.00	24.00	3.33
		MUL	1600.00	0.00	1250.00	-----	28.00
		GJT	1800.00	1800.00	1250.00	0.00	44.00
		KAR	1560.00	1960.00	1190.00	-20.41	31.09
		PSH	3000.00	3000.00	2500.00	0.00	20.00
0131603. MANGOES CHONSA AVG. QLTY.	40 KG.	QTA	2600.00	2800.00	3000.00	-7.14	-13.33
		LAH	2690.00	3600.00	2425.00	-25.28	10.93
		FAS	2100.00	2650.00	1800.00	-20.75	16.67
		RAW	3025.00	2275.00	2775.00	32.97	9.01
		MUL	2900.00	3100.00	2300.00	-6.45	26.09
0131701. PAPAYA (PAPETA)	40 KG.	GJT	2500.00	2500.00	2250.00	0.00	11.11
		KAR	1720.00	2260.00	1700.00	-23.89	1.18
		LAH	2950.00	2550.00	2575.00	15.69	14.56
		KAR	1660.00	2100.00	1280.00	-20.95	29.69
		HYD	1800.00	1700.00	1500.00	5.88	20.00
0133001. GRAPES (ANGOOR) AVG. QLTY.	40 KG.	MPK	1700.00	2000.00	1000.00	-15.00	70.00
		LAH	11250.00	0.00	6750.00	-----	66.67
		RAW	7900.00	0.00	7900.00	-----	0.00
		HYD	7200.00	0.00	6000.00	-----	20.00
		SKR	8000.00	0.00	7000.00	-----	14.29

Contd.

7.10 Intercity Wholesale Prices of Selected Commodities

Group/Commodity/Item Specification	Unit	City	Prices (Rs.)			% Change in July,2014	
						Over	
			July, 2014	June, 2014	July, 2013	June, 14	July, 13
0134401. STRAWBURY	40 KG.	PSH	4650.00	0.00	4900.00	-----	-5.10
		QTA	7000.00	0.00	7200.00	-----	-2.78
		LAH	2900.00	2900.00	2100.00	0.00	38.10
		RAW	4650.00	4650.00	3425.00	0.00	35.77
		KAR	3800.00	3800.00	2900.00	0.00	31.03
0135101. APPLE AVG. QLTY.	40 KG.	SKR	3500.00	3500.00	3200.00	0.00	9.38
		LAH	3700.00	3700.00	4450.00	0.00	-16.85
		RAW	3250.00	2650.00	2475.00	22.64	31.31
		MUL	3400.00	3100.00	3100.00	9.68	9.68
		KAR	3100.00	2700.00	2460.00	14.81	26.02
0135102. APPLE SUP. QLTY.	40 KG.	HYD	3200.00	3000.00	2400.00	6.67	33.33
		SKR	2310.00	2250.00	3000.00	2.67	-23.00
		PSH	3200.00	3200.00	2350.00	0.00	36.17
		MNG	3800.00	3500.00	2450.00	8.57	55.10
		QTA	5800.00	3800.00	4000.00	52.63	45.00
0135501. PEACH(AROO) AVG. QLTY.	40 KG.	LAH	5350.00	5350.00	7250.00	0.00	-26.21
		RAW	5650.00	5550.00	7825.00	1.80	-27.80
		GJT	5400.00	5400.00	5500.00	0.00	-1.82
		KAR	3900.00	3500.00	3900.00	11.43	0.00
		PSH	4500.00	4500.00	4800.00	0.00	-6.25
0136101. WATER MELON	40 KG.	MNG	6000.00	5800.00	5200.00	3.45	15.38
		QTA	6800.00	4800.00	5000.00	41.67	36.00
		LAH	2550.00	2900.00	2450.00	-12.07	4.08
		RAW	3950.00	1975.00	3025.00	100.00	30.58
		KAR	4100.00	2300.00	1280.00	78.26	220.31
0136102. MUSK MELON (SARDA/GARMA)	40 KG.	PSH	1200.00	1200.00	1250.00	0.00	-4.00
		QTA	3000.00	0.00	2800.00	-----	7.14
		LAH	1050.00	575.00	475.00	82.61	121.05
		FAS	700.00	350.00	450.00	100.00	55.56
		RAW	925.00	525.00	512.50	76.19	80.49
0136103. SWEET MELON (KHURBOZA)	40 KG.	MUL	750.00	625.00	650.00	20.00	15.38
		KSR	925.00	525.00	475.00	76.19	94.74
		KAR	950.00	660.00	580.00	43.94	63.79
		HYD	1250.00	800.00	900.00	56.25	38.89
		SKR	800.00	450.00	600.00	77.78	33.33
0138101. ALMOND KAGZI(IN SHELL)AVG. QLTY.	40 KG.	PSH	600.00	480.00	600.00	25.00	0.00
		QTA	760.00	760.00	750.00	0.00	1.33
		LAH	1550.00	1075.00	1125.00	44.19	37.78
		RAW	1275.00	875.00	1275.00	45.71	0.00
		SKT	1100.00	1100.00	1400.00	0.00	-21.43
008. Dry Fruits	40 KG.	KAR	950.00	1100.00	640.00	-13.64	48.44
		PSH	1000.00	1000.00	900.00	0.00	11.11
		LAH	2450.00	1160.00	1425.00	111.21	71.93
		RAW	3125.00	2475.00	2175.00	26.26	43.68
		KAR	1350.00	1100.00	950.00	22.73	42.11
0138101. ALMOND KAGZI(IN SHELL)AVG. QLTY.	40 KG.	HYD	2600.00	2200.00	2000.00	18.18	30.00
		LAH	19000.00	19000.00	18250.00	0.00	4.11
		RAW	10900.00	10900.00	9050.00	0.00	20.44
		MUL	17000.00	17000.00	15000.00	0.00	13.33
		KAR	15300.00	15300.00	14100.00	0.00	8.51
		HYD	13650.00	13650.00	13650.00	0.00	0.00

Contd.

7.10 Intercity Wholesale Prices of Selected Commodities

Group/Commodity/Item Specification	Unit	City	Prices (Rs.)			% Change in July,2014	
						Over	
			July, 2014	June, 2014	July, 2013	June, 14	July, 13
0138401. CHHOARA (DRY DATES) AVG. QLTY.	40 KG.	MPK	16000.00	16000.00	12000.00	0.00	33.33
		PSH	22000.00	22000.00	17500.00	0.00	25.71
		MNG	22400.00	22400.00	18400.00	0.00	21.74
		QTA	12600.00	12600.00	12600.00	0.00	0.00
		LAH	2900.00	2900.00	2900.00	0.00	0.00
		FAS	1850.00	1850.00	1900.00	0.00	-2.63
		RAW	3775.00	3775.00	3225.00	0.00	17.05
		MUL	3700.00	3700.00	3500.00	0.00	5.71
		KAR	3685.00	3685.00	3730.00	0.00	-1.21
		HYD	2950.00	2950.00	2800.00	0.00	5.36
0138501. PISTACHIO(WITHOUT SHELL)AVG. QLTY	40 KG.	MPK	1800.00	1800.00	2000.00	0.00	-10.00
		PSH	2400.00	2400.00	3200.00	0.00	-25.00
		BNU	4000.00	4000.00	4200.00	0.00	-4.76
		LAH	67000.00	67000.00	69000.00	0.00	-2.90
		RAW	84250.00	89000.00	52250.00	-5.34	61.24
		MUL	79000.00	79000.00	71000.00	0.00	11.27
		KAR	71000.00	62300.00	59200.00	13.96	19.93
		HYD	84000.00	84000.00	60000.00	0.00	40.00
		SKR	80000.00	78000.00	66000.00	2.56	21.21
		PSH	72000.00	72000.00	48000.00	0.00	50.00
0138901. COCONUT DRY AVG. QLTY.	40 KG.	QTA	58000.00	58000.00	58000.00	0.00	0.00
		LAH	9750.00	9750.00	5550.00	0.00	75.68
		MUL	9750.00	10250.00	5200.00	-4.88	87.50
		GJT	10800.00	10800.00	5600.00	0.00	92.86
		KAR	9800.00	9800.00	7200.00	0.00	36.11
		HYD	9500.00	10000.00	6000.00	-5.00	58.33
		SKR	11000.00	11000.00	6800.00	0.00	61.76
		MPK	10000.00	10800.00	6000.00	-7.41	66.67
		PSH	10000.00	9750.00	4800.00	2.56	108.33
		MNG	11200.00	12500.00	6400.00	-10.40	75.00
009. Cotton Seeds							
0143101. COTTON SEEDS	40 KG.	FAS	1800.00	1600.00	950.00	12.50	89.47
		MUL	1775.00	1525.00	925.00	16.39	91.89
		SAH	1725.00	1450.00	600.00	18.97	187.50
		SAR	1220.00	1333.00	925.00	-8.48	31.89
		SKT	1200.00	1200.00	1200.00	0.00	0.00
		KSR	1425.00	1425.00	1150.00	0.00	23.91
		KAR	1920.00	1920.00	1890.00	0.00	1.59
		HYD	1150.00	1150.00	1075.00	0.00	6.98
010. Other Oil Seeds							
0144201. MUSTARD SEEDS	40 KG.	FAS	2850.00	2500.00	2300.00	14.00	23.91
		MUL	2750.00	2550.00	2325.00	7.84	18.28
		SAH	2550.00	2500.00	2200.00	2.00	15.91
		BPR	2750.00	2675.00	2450.00	2.80	12.24
		KSR	2750.00	2750.00	2750.00	0.00	0.00
		KAR	2465.00	2465.00	2275.00	0.00	8.35
		HYD	2500.00	2400.00	2100.00	4.17	19.05
		MPK	2600.00	2450.00	2100.00	6.12	23.81
		NWB	2700.00	2600.00	2030.00	3.85	33.00
		PSH	2750.00	2640.00	3200.00	4.17	-14.06
011. Edible Roots / Potatoes							
0151001. POTATOES WHITE AVG. QLTY.	40 KG.	KAR	1860.00	1640.00	650.00	13.41	186.15

Contd.

7.10 Intercity Wholesale Prices of Selected Commodities

Group/Commodity/Item Specification	Unit	City	Prices (Rs.)			% Change in July,2014	
						Over	
			July, 2014	June, 2014	July, 2013	June, 14	July, 13
0151002. POTATOES RED AVG. QLTY.	40 KG.	HYD	2000.00	1725.00	500.00	15.94	300.00
		SKR	2220.00	1600.00	580.00	38.75	282.76
		MPK	2200.00	1800.00	430.00	22.22	411.63
		QTA	2050.00	2050.00	550.00	0.00	272.73
		LAH	2000.00	2000.00	1050.00	0.00	90.48
		FAS	2100.00	1650.00	1100.00	27.27	90.91
		RAW	2375.00	1925.00	1137.50	23.38	108.79
		MUL	2100.00	1900.00	1100.00	10.53	90.91
		GUJ	2250.00	1850.00	750.00	21.62	200.00
		SAH	2100.00	2100.00	1400.00	0.00	50.00
		SAR	2150.00	2460.00	700.00	-12.60	207.14
		SKT	2750.00	2000.00	1400.00	37.50	96.43
		BPR	2120.00	1800.00	625.00	17.78	239.20
		PSH	2200.00	2000.00	960.00	10.00	129.17
MNG	2400.00	2200.00	960.00	9.09	150.00		
012. Stimulant & Spice Crops							
0165201. RED CHILLIES DRY(WHOLE)	40 KG.	LAH	8250.00	8250.00	4750.00	0.00	73.68
		FAS	7050.00	6650.00	4150.00	6.02	69.88
		RAW	8450.00	8200.00	6050.00	3.05	39.67
		MUL	7550.00	7550.00	4100.00	0.00	84.15
		KAR	9000.00	8600.00	3300.00	4.65	172.73
		HYD	7000.00	7000.00	4500.00	0.00	55.56
		MPK	7500.00	8000.00	5000.00	-6.25	50.00
		PSH	7200.00	7200.00	4600.00	0.00	56.52
		QTA	10600.00	10600.00	11000.00	0.00	-3.64
		0165401. CUMINSEED WHITE 50 G.PKT.NAT.	EACH	LAH	46.80	46.80	46.80
FAS	48.28			48.28	48.28	0.00	0.00
RAW	46.00			46.00	46.00	0.00	0.00
MUL	48.67			48.67	45.86	0.00	6.13
KAR	50.00			50.00	42.00	0.00	19.05
HYD	52.00			52.00	50.00	0.00	4.00
MPK	40.45			40.45	40.45	0.00	0.00
PSH	51.00			51.00	48.50	0.00	5.15
MNG	50.00			50.00	50.00	0.00	0.00
QTA	46.00			46.00	46.00	0.00	0.00
0165402. CARDAMOM LARGE	40 KG.	LAH	85500.00	85500.00	75500.00	0.00	13.25
		RAW	73750.00	73100.00	65250.00	0.89	13.03
		MUL	103000.00	103000.00	81000.00	0.00	27.16
		KAR	85000.00	85000.00	79000.00	0.00	7.59
		HYD	82000.00	80000.00	72000.00	2.50	13.89
		MPK	100000.00	100000.00	76000.00	0.00	31.58
		PSH	80000.00	79000.00	76500.00	1.27	4.58
0165403. CARDAMOM SMALL	KG.	QTA	104000.00	82000.00	77500.00	26.83	34.19
		LAH	1090.00	1090.00	1125.00	0.00	-3.11
		RAW	1775.00	1775.00	1625.00	0.00	9.23
		MUL	1300.00	1300.00	1300.00	0.00	0.00
		KAR	1225.00	1225.00	1370.00	0.00	-10.58
		HYD	1400.00	1400.00	1400.00	0.00	0.00
		MPK	900.00	900.00	800.00	0.00	12.50
		PSH	1150.00	1150.00	1350.00	0.00	-14.81
		QTA	925.00	925.00	2750.00	0.00	-66.36

Contd.

7.10 Intercity Wholesale Prices of Selected Commodities

Group/Commodity/Item Specification	Unit	City	Prices (Rs.)			% Change in July,2014	
						Over	
			July, 2014	June, 2014	July, 2013	June, 14	July, 13
0165501. CINNAMON	40 KG.	RAW	8100.00	8100.00	5825.00	0.00	39.06
		MUL	9700.00	9700.00	8100.00	0.00	19.75
		KAR	9000.00	9000.00	7000.00	0.00	28.57
		PSH	9400.00	9400.00	7800.00	0.00	20.51
		QTA	5100.00	5100.00	5100.00	0.00	0.00
0165701. GINGER GREEN	40 KG.	LAH	11850.00	11100.00	4050.00	6.76	192.59
		FAS	7500.00	9250.00	3000.00	-18.92	150.00
		RAW	9750.00	11750.00	4225.00	-17.02	130.77
		SAR	8100.00	10600.00	8500.00	-23.58	-4.71
		SKT	14250.00	14250.00	5200.00	0.00	174.04
		KAR	10200.00	10200.00	3500.00	0.00	191.43
		HYD	12000.00	12000.00	4000.00	0.00	200.00
		SKR	10600.00	11500.00	4200.00	-7.83	152.38
		PSH	8000.00	7600.00	3600.00	5.26	122.22
		MNG	13750.00	12000.00	5600.00	14.58	145.54
		QTA	6200.00	5800.00	4600.00	6.90	34.78
013. Pulses							
0170101. KIDNEY BEANS DRY WHOLE (LOBIA)	40 KG.	LAH	5450.00	5450.00	4550.00	0.00	19.78
		RAW	4375.00	4375.00	4287.50	0.00	2.04
		MUL	4100.00	4100.00	4100.00	0.00	0.00
		KSR	5900.00	5900.00	4750.00	0.00	24.21
		KAR	4300.00	4700.00	3760.00	-8.51	14.36
		HYD	3300.00	3300.00	3300.00	0.00	0.00
		PSH	4100.00	4100.00	5800.00	0.00	-29.31
		BNU	4500.00	4500.00	4000.00	0.00	12.50
		QTA	3300.00	3300.00	3300.00	0.00	0.00
		0170401. MASOOR WHOLE AVG. QLTY.	100 KG.	LAH	10750.00	10750.00	7350.00
FAS	8800.00			8600.00	8300.00	2.33	6.02
RAW	10250.00			10250.00	7950.00	0.00	28.93
MUL	9500.00			9500.00	8100.00	0.00	17.28
SAR	9300.00			9250.00	8500.00	0.54	9.41
SKT	11000.00			10500.00	7500.00	4.76	46.67
BPR	9750.00			9750.00	9000.00	0.00	8.33
GJT	9500.00			9300.00	8500.00	2.15	11.76
KSR	11250.00			11250.00	8000.00	0.00	40.63
KAR	9750.00			9750.00	8950.00	0.00	8.94
HYD	8800.00			8800.00	8000.00	0.00	10.00
SKR	9500.00			9500.00	8500.00	0.00	11.76
LRK	11000.00			12000.00	0.00	-8.33	-----
MPK	10000.00			9500.00	8500.00	5.26	17.65
QTA	13050.00	13050.00	11500.00	0.00	13.48		
0170402. MASOOR SPLIT AVG. QLTY.	100 KG.	LAH	11250.00	11250.00	8100.00	0.00	38.89
		FAS	9525.00	9350.00	8850.00	1.87	7.63
		RAW	12350.00	12350.00	9225.00	0.00	33.88
		MUL	9900.00	9900.00	9400.00	0.00	5.32
		SAR	12000.00	11750.00	9750.00	2.13	23.08
		SKT	12000.00	11500.00	9250.00	4.35	29.73
		BPR	11500.00	11500.00	9800.00	0.00	17.35
		GJT	11750.00	11750.00	9000.00	0.00	30.56
		KAR	10600.00	10600.00	9200.00	0.00	15.22
		HYD	10200.00	10000.00	9100.00	2.00	12.09
SKR	11400.00	11400.00	10500.00	0.00	8.57		

Contd.

7.10 Intercity Wholesale Prices of Selected Commodities

Group/Commodity/Item Specification	Unit	City	Prices (Rs.)			% Change in July,2014	
						Over	
			July, 2014	June, 2014	July, 2013	June, 14	July, 13
0170901. GRAM WHOLE YELLOW AVG. QLTY.	100 KG.	LRK	9750.00	9500.00	10000.00	2.63	-2.50
		MPK	10700.00	10500.00	9700.00	1.90	10.31
		PSH	10900.00	10900.00	9800.00	0.00	11.22
		QTA	12950.00	12950.00	11750.00	0.00	10.21
		LAH	5000.00	5000.00	9000.00	0.00	-44.44
		FAS	5400.00	5450.00	8375.00	-0.92	-35.52
		RAW	8900.00	9100.00	8750.00	-2.20	1.71
		MUL	9000.00	9100.00	7100.00	-1.10	26.76
		SAR	8250.00	8750.00	8150.00	-5.71	1.23
		BPR	9250.00	9750.00	7700.00	-5.13	20.13
		GJT	8500.00	8500.00	8300.00	0.00	2.41
		KAR	9100.00	8650.00	8900.00	5.20	2.25
		HYD	9000.00	9000.00	10000.00	0.00	-10.00
		SKR	8400.00	8400.00	9000.00	0.00	-6.67
0170902. GRAM SPLIT AVG. QLTY.	100 KG.	MPK	8500.00	9200.00	7500.00	-7.61	13.33
		PSH	8550.00	9500.00	7700.00	-10.00	11.04
		BNU	9375.00	9375.00	9000.00	0.00	4.17
		QTA	9500.00	9500.00	14000.00	0.00	-32.14
		LAH	5250.00	5250.00	5700.00	0.00	-7.89
		FAS	5300.00	5100.00	5450.00	3.92	-2.75
		RAW	5900.00	5900.00	6350.00	0.00	-7.09
		MUL	5550.00	5550.00	5700.00	0.00	-2.63
		GUJ	5850.00	5850.00	5900.00	0.00	-0.85
		SAR	5600.00	5437.50	5500.00	2.99	1.82
		SKT	6050.00	5650.00	6500.00	7.08	-6.92
		BPR	5800.00	5800.00	5550.00	0.00	4.50
		GJT	5250.00	5300.00	5500.00	-0.94	-4.55
		KAR	6100.00	6350.00	7100.00	-3.94	-14.08
0170903. MASH WHOLE AVG. QLTY.	100 KG.	HYD	6000.00	6000.00	6850.00	0.00	-12.41
		SKR	6000.00	6000.00	6000.00	0.00	0.00
		MPK	6300.00	6300.00	6200.00	0.00	1.61
		PSH	6150.00	6350.00	6400.00	-3.15	-3.91
		BNU	6100.00	6100.00	6200.00	0.00	-1.61
		QTA	6000.00	6000.00	8500.00	0.00	-29.41
		LAH	9600.00	9600.00	8850.00	0.00	8.47
		FAS	9250.00	9250.00	9250.00	0.00	0.00
		RAW	12100.00	12100.00	9550.00	0.00	26.70
		MUL	9900.00	9900.00	9300.00	0.00	6.45
		SKT	12000.00	10750.00	11500.00	11.63	4.35
		KSR	9350.00	9350.00	9250.00	0.00	1.08
		KAR	11250.00	11250.00	9300.00	0.00	20.97
		0170904. MASH SPLIT AVG. QLTY.	100 KG.	LAH	12250.00	11750.00	10850.00
FAS	10675.00			10675.00	11000.00	0.00	-2.95
RAW	14250.00			14250.00	13550.00	0.00	5.17
MUL	12750.00			12750.00	10350.00	0.00	23.19
SKT	12500.00			12000.00	12500.00	4.17	0.00
KSR	12250.00			11750.00	11750.00	4.26	4.26
KAR	12250.00			12250.00	10350.00	0.00	18.36
HYD	11500.00			11500.00	8850.00	0.00	29.94
SKR	10500.00			11750.00	10375.00	-10.64	1.20
MPK	13000.00			11500.00	9600.00	13.04	35.42
PSH	13250.00	13250.00	10800.00	0.00	22.69		

Contd.

7.10 Intercity Wholesale Prices of Selected Commodities

Group/Commodity/Item Specification	Unit	City	Prices (Rs.)			% Change in July,2014			
						Over			
			July, 2014	June, 2014	July, 2013	June, 14	July, 13		
0170905. MOONG WHOLE AVG. QLTY.	100 KG.	MNG	12500.00	12500.00	9400.00	0.00	32.98		
		QTA	15600.00	15000.00	13400.00	4.00	16.42		
		LAH	13900.00	13900.00	9550.00	0.00	45.55		
		FAS	12250.00	11500.00	9100.00	6.52	34.62		
		RAW	15250.00	15250.00	8650.00	0.00	76.30		
		MUL	13900.00	13900.00	9100.00	0.00	52.75		
		SKT	12500.00	13000.00	10500.00	-3.85	19.05		
		GJT	12500.00	12500.00	8800.00	0.00	42.05		
		KSR	13950.00	13950.00	9550.00	0.00	46.07		
		KAR	12750.00	12750.00	8850.00	0.00	44.07		
0170906. MOONG SPLIT AVG. QLTY.	100 KG.	SKR	14250.00	14250.00	10500.00	0.00	35.71		
		PSH	13250.00	13150.00	9600.00	0.76	38.02		
		MNG	11250.00	11250.00	9600.00	0.00	17.19		
		QTA	14600.00	15000.00	12600.00	-2.67	15.87		
		LAH	14750.00	14250.00	10600.00	3.51	39.15		
		FAS	12750.00	12500.00	8850.00	2.00	44.07		
		RAW	16000.00	15750.00	10250.00	1.59	56.10		
		MUL	16300.00	16300.00	11350.00	0.00	43.61		
		SKT	13000.00	13750.00	12500.00	-5.45	4.00		
		GJT	14250.00	15250.00	9500.00	-6.56	50.00		
014. Sugar Crops	40 KG.	KAR	13750.00	13750.00	10200.00	0.00	34.80		
		HYD	15000.00	15000.00	11000.00	0.00	36.36		
		SKR	14600.00	15250.00	10750.00	-4.26	35.81		
		MPK	16000.00	16000.00	12000.00	0.00	33.33		
		PSH	13750.00	13750.00	10900.00	0.00	26.15		
		MNG	12000.00	12000.00	9600.00	0.00	25.00		
		QTA	14200.00	14600.00	13250.00	-2.74	7.17		
		0180206. SUGAR CANE (OPEN MARKET)	40 KG.	FAS	177.50	177.50	177.50	0.00	0.00
				HYD	175.00	175.00	175.00	0.00	0.00
				PSH	180.00	180.00	180.00	0.00	0.00
015. Fibre Crops	40 KG.	KAR	6799.50	7443.00	7121.00	-8.65	-4.51		
		0192201. JUTE BAGS LOCAL	100	LAH	12250.00	12250.00	11250.00	0.00	8.89
			FAS	9000.00	9000.00	9000.00	0.00	0.00	
			KAR	9900.00	9900.00	7500.00	0.00	32.00	
			PSH	9500.00	9500.00	9500.00	0.00	0.00	
016. Unmanufactured Tobacco	40 KG.	0197001. TOBACCO SIND KARO	SAR	5000.00	4500.00	4200.00	11.11	19.05	
			SKR	2200.00	2200.00	2200.00	0.00	0.00	
		0197002. TOBACCO DESI(MITHA)	40 KG.	LAH	1990.00	1990.00	1880.00	0.00	5.85
	SAR		5250.00	5050.00	4375.00	3.96	20.00		
	HYD		6500.00	6600.00	5850.00	-1.52	11.11		
	0197003. TOBACCO SUFAID PATHA	40 KG.	HYD	4400.00	4000.00	4000.00	10.00	10.00	
			QTA	2545.00	2545.00	2545.00	0.00	0.00	
			MUL	6900.00	6900.00	6400.00	0.00	7.81	
			SAR	4750.00	4500.00	3250.00	5.56	46.15	
	0197004. TOBACCO HUKKA TWISTED	40 KG.	KAR	2690.00	2690.00	2680.00	0.00	0.37	
HYD			3500.00	3250.00	3250.00	7.69	7.69		
QTA			5415.00	5415.00	5415.00	0.00	0.00		
LAH			4300.00	4300.00	3625.00	0.00	18.62		
		RAW	2375.00	2375.00	2175.00	0.00	9.20		

Contd.

7.10 Intercity Wholesale Prices of Selected Commodities

Group/Commodity/Item Specification	Unit	City	Prices (Rs.)			% Change in July,2014	
						Over	
			July, 2014	June, 2014	July, 2013	June, 14	July, 13
0197005. TOBACCO HUKKA PREPARED	40 KG.	MUL	4700.00	4700.00	4300.00	0.00	9.30
		KSR	4550.00	4200.00	3525.00	8.33	29.08
		HYD	4300.00	4100.00	4100.00	4.88	4.88
		SKR	2800.00	2800.00	2800.00	0.00	0.00
		QTA	2970.00	2970.00	2970.00	0.00	0.00
		LAH	3700.00	3300.00	2875.00	12.12	28.70
		RAW	1275.00	1275.00	1125.00	0.00	13.33
		MUL	1300.00	1300.00	1000.00	0.00	30.00
		KSR	3450.00	3200.00	2525.00	7.81	36.63
		LRK	1500.00	1500.00	1400.00	0.00	7.14
		QTA	1530.00	1530.00	1530.00	0.00	0.00
017. Poultry							
0215101. CHICKEN FARM(LIVE)	1 KG.	LAH	131.50	134.50	155.50	-2.23	-15.43
		FAS	137.50	145.00	145.00	-5.17	-5.17
		RAW	139.50	147.50	127.00	-5.42	9.84
		MUL	145.50	145.50	147.50	0.00	-1.36
		GUJ	143.00	138.00	160.00	3.62	-10.63
		SKT	147.00	147.00	160.00	0.00	-8.13
		BPR	145.50	145.50	142.50	0.00	2.11
		KAR	167.50	162.50	183.00	3.08	-8.47
		HYD	152.00	150.00	155.00	1.33	-1.94
		SKR	152.00	157.00	152.00	-3.18	0.00
		MPK	148.00	158.00	136.00	-6.33	8.82
		PSH	165.00	166.00	174.00	-0.60	-5.17
		MNG	187.00	181.00	210.00	3.31	-10.95
				QTA	180.00	180.00	190.00
018. Raw Milk from Bovine Animals							
0221101. FRESH MILK	40 LTR.	LAH	2380.00	2380.00	1980.00	0.00	20.20
		FAS	2200.00	2000.00	2000.00	10.00	10.00
		RAW	2975.00	2875.00	2475.00	3.48	20.20
		MUL	2300.00	2300.00	2300.00	0.00	0.00
		SAH	1800.00	1800.00	1650.00	0.00	9.09
		SKT	2600.00	2600.00	2200.00	0.00	18.18
		KSR	2175.00	2175.00	1920.00	0.00	13.28
		KAR	3000.00	3000.00	2480.00	0.00	20.97
		HYD	2800.00	2800.00	2650.00	0.00	5.66
		SKR	2700.00	2700.00	2650.00	0.00	1.89
		MPK	2560.00	2560.00	2560.00	0.00	0.00
		PSH	2200.00	2200.00	2200.00	0.00	0.00
		BNU	2600.00	2600.00	2000.00	0.00	30.00
				QTA	2800.00	2800.00	2800.00
019. Eggs							
0231001. EGGS FARM CRATE OF 30 DOZ.	EACH	LAH	2400.00	2220.00	2250.00	8.11	6.67
		FAS	2400.00	2220.00	2250.00	8.11	6.67
		RAW	2355.00	2185.00	2325.00	7.78	1.29
		MUL	2350.00	2150.00	1900.00	9.30	23.68
		GUJ	2280.00	2240.00	2460.00	1.79	-7.32
		SKT	2050.00	2050.00	2400.00	0.00	-14.58
		BPR	2400.00	2190.00	2340.00	9.59	2.56
		KAR	2490.00	2235.00	2161.00	11.41	15.22
		HYD	2440.00	2430.00	2150.00	0.41	13.49
				SKR	2100.00	2100.00	2100.00

Contd.

7.10 Intercity Wholesale Prices of Selected Commodities

Group/Commodity/Item Specification	Unit	City	Prices (Rs.)			% Change in July,2014	
						Over	
			July, 2014	June, 2014	July, 2013	June, 14	July, 13
		MPK	2460.00	2340.00	2040.00	5.13	20.59
		PSH	2075.00	2100.00	2050.00	-1.19	1.22
		MNG	2400.00	2225.00	2400.00	7.87	0.00
		QTA	2800.00	2600.00	2550.00	7.69	9.80
020. Raw Animal Materials / Wool							
0294201. WOOL PAK. SUPERIOR WHITE	40 KG.	LAH	1575.00	775.00	775.00	103.23	103.23
		MUL	2550.00	2550.00	2300.00	0.00	10.87
		KAR	2820.00	2820.00	2780.00	0.00	1.44
		BNU	2500.00	2500.00	2400.00	0.00	4.17
0294202. WOOL PAK. SUPERIOR YELLOW	40 KG.	LAH	1375.00	862.50	862.50	59.42	59.42
		MUL	2100.00	2100.00	2100.00	0.00	0.00
		KAR	2820.00	2820.00	2750.00	0.00	2.55
		BNU	2250.00	2250.00	2200.00	0.00	2.27
0294203. WOOL PAK MEDIUM WHITE	40 KG.	LAH	1300.00	740.00	740.00	75.68	75.68
		MUL	2250.00	2250.00	2100.00	0.00	7.14
		KAR	2410.00	2410.00	2350.00	0.00	2.55
		BNU	2100.00	2100.00	2000.00	0.00	5.00
0294204. WOOL PAK.MEDIUM YELLOW	40 KG.	LAH	1175.00	640.00	640.00	83.59	83.59
		MUL	1900.00	1900.00	1500.00	0.00	26.67
		KAR	2270.00	2270.00	2230.00	0.00	1.79
		BNU	1850.00	1850.00	1800.00	0.00	2.78
0294205. WOOL COLOURED LIGHT	40 KG.	LAH	925.00	825.00	825.00	12.12	12.12
		MUL	1050.00	1100.00	950.00	-4.55	10.53
		KAR	1900.00	1900.00	1870.00	0.00	1.60
		BNU	1450.00	1450.00	1400.00	0.00	3.57
0294206. WOOL COLOURED DARK	40 KG.	LAH	825.00	800.00	800.00	3.13	3.13
		MUL	800.00	900.00	1100.00	-11.11	-27.27
		KAR	1835.00	1835.00	1760.00	0.00	4.26
		BNU	1450.00	1450.00	1400.00	0.00	3.57
021. Hides & Fur Skins, Raw							
0295101. HIDES WET SALTED COW MEDIUM	EACH	LAH	1975.00	1975.00	1850.00	0.00	6.76
		RAW	1975.00	1975.00	1975.00	0.00	0.00
		MUL	2550.00	2700.00	2700.00	-5.56	-5.56
		SKT	2950.00	2950.00	2800.00	0.00	5.36
		KSR	1925.00	1925.00	1825.00	0.00	5.48
		KAR	3900.00	3900.00	3900.00	0.00	0.00
		HYD	2000.00	2000.00	1850.00	0.00	8.11
		BNU	1450.00	1450.00	1450.00	0.00	0.00
		QTA	3000.00	3000.00	3000.00	0.00	0.00
0295102. HIDES WET SALTED BUFFALO MEDIUM	EACH	LAH	1675.00	1675.00	1550.00	0.00	8.06
		RAW	1975.00	1975.00	1975.00	0.00	0.00
		MUL	3300.00	3300.00	2500.00	0.00	32.00
		SKT	2950.00	2950.00	3100.00	0.00	-4.84
		KSR	1625.00	1625.00	1525.00	0.00	6.56
		KAR	2650.00	2650.00	2100.00	0.00	26.19
		HYD	1850.00	1850.00	1750.00	0.00	5.71
		BNU	1825.00	1825.00	1650.00	0.00	10.61
		QTA	2400.00	2400.00	2400.00	0.00	0.00
0295103. HIDES WET SALTED CALF MEDIUM	EACH	LAH	1225.00	1225.00	1050.00	0.00	16.67
		RAW	1075.00	1075.00	1075.00	0.00	0.00
		MUL	1450.00	1300.00	1300.00	11.54	11.54
		SKT	650.00	650.00	600.00	0.00	8.33

Contd.

7.10 Intercity Wholesale Prices of Selected Commodities

Group/Commodity/Item Specification	Unit	City	Prices (Rs.)			% Change in July,2014	
						Over	
			July, 2014	June, 2014	July, 2013	June, 14	July, 13
		KSR	975.00	975.00	825.00	0.00	18.18
		KAR	1700.00	1700.00	1550.00	0.00	9.68
		HYD	2050.00	2050.00	2050.00	0.00	0.00
		BNU	750.00	750.00	750.00	0.00	0.00
		QTA	2300.00	2300.00	2300.00	0.00	0.00
0295301. SHEEP SKIN MEDIUM	100	RAW	23500.00	23500.00	23500.00	0.00	0.00
		MUL	31000.00	31000.00	42500.00	0.00	-27.06
		KSR	22000.00	22000.00	21000.00	0.00	4.76
		KAR	48750.00	48750.00	47340.00	0.00	2.98
		HYD	20500.00	20500.00	20500.00	0.00	0.00
		PSH	35000.00	35000.00	30000.00	0.00	16.67
		QTA	50000.00	50000.00	50000.00	0.00	0.00
0295302. SHEEP SKIN LARGE	100	LAH	39000.00	39000.00	36250.00	0.00	7.59
		RAW	29500.00	29500.00	29500.00	0.00	0.00
		MUL	42500.00	42500.00	62500.00	0.00	-32.00
		KSR	30500.00	30500.00	29000.00	0.00	5.17
		KAR	63750.00	63750.00	60250.00	0.00	5.81
		HYD	31500.00	31500.00	31500.00	0.00	0.00
		PSH	52000.00	52000.00	50000.00	0.00	4.00
		QTA	60000.00	60000.00	60000.00	0.00	0.00
0295401. GOAT SKIN LARGE	100	LAH	31000.00	31000.00	28000.00	0.00	10.71
		RAW	28250.00	28250.00	28250.00	0.00	0.00
		KSR	27500.00	27500.00	25500.00	0.00	7.84
		KAR	52750.00	52750.00	52750.00	0.00	0.00
		HYD	36500.00	36500.00	36500.00	0.00	0.00
		PSH	32000.00	32000.00	27500.00	0.00	16.36
		QTA	46500.00	46500.00	46500.00	0.00	0.00
0295402. GOAT SKIN EXTRA LARGE	100	LAH	41000.00	41000.00	33500.00	0.00	22.39
		RAW	29750.00	29750.00	29750.00	0.00	0.00
		MUL	57500.00	57500.00	52500.00	0.00	9.52
		KSR	39500.00	39500.00	32500.00	0.00	21.54
		KAR	64500.00	64500.00	64500.00	0.00	0.00
		HYD	36750.00	36750.00	36750.00	0.00	0.00
		PSH	35000.00	35000.00	33500.00	0.00	4.48
		QTA	52500.00	52500.00	52500.00	0.00	0.00
0295403. GOAT SKIN MEDIUM	100	LAH	29000.00	29000.00	25000.00	0.00	16.00
		RAW	24750.00	24750.00	24750.00	0.00	0.00
		MUL	31000.00	31000.00	37500.00	0.00	-17.33
		SKT	42500.00	42500.00	40000.00	0.00	6.25
		KSR	24500.00	24500.00	20500.00	0.00	19.51
		KAR	46000.00	46000.00	46000.00	0.00	0.00
		PSH	25000.00	25000.00	22000.00	0.00	13.64
		QTA	37500.00	37500.00	37500.00	0.00	0.00
0295404. GOAT SKIN SMALL	100	LAH	21000.00	21000.00	19000.00	0.00	10.53
		RAW	23750.00	23750.00	23750.00	0.00	0.00
		SKT	15000.00	15000.00	15000.00	0.00	0.00
		KSR	18500.00	18500.00	15500.00	0.00	19.35
		KAR	33875.00	33875.00	33875.00	0.00	0.00
		PSH	18000.00	18000.00	16000.00	0.00	12.50
		QTA	27000.00	27000.00	27000.00	0.00	0.00
022. Fuel Wood in Logs							
0313001. FIRE WOOD MIXED DRY	40 KG.	LAH	590.00	590.00	540.00	0.00	9.26

Contd.

7.10 Intercity Wholesale Prices of Selected Commodities

Group/Commodity/Item Specification	Unit	City	Prices (Rs.)			% Change in July,2014	
						Over	
			July, 2014	June, 2014	July, 2013	June, 14	July, 13
		FAS	380.00	380.00	380.00	0.00	0.00
		RAW	537.50	537.50	490.00	0.00	9.69
		MUL	450.00	450.00	350.00	0.00	28.57
		GJT	470.00	470.00	470.00	0.00	0.00
		KAR	455.00	455.00	390.00	0.00	16.67
		HYD	350.00	350.00	320.00	0.00	9.38
		SKR	375.00	375.00	350.00	0.00	7.14
		LRK	390.00	390.00	450.00	0.00	-13.33
		PSH	610.00	610.00	575.00	0.00	6.09
		MNG	500.00	500.00	500.00	0.00	0.00
		QTA	465.00	465.00	465.00	0.00	0.00
023. Fish Live Fresh or Chilled							
0411901. FISH RAHU RIVER	40 KG.	LAH	9100.00	9100.00	9100.00	0.00	0.00
		RAW	6125.00	6125.00	6050.00	0.00	1.24
		MUL	8000.00	10800.00	8500.00	-25.93	-5.88
		HYD	8000.00	8000.00	7100.00	0.00	12.68
		SKR	10500.00	10500.00	6200.00	0.00	69.35
		PSH	8900.00	9500.00	6800.00	-6.32	30.88
0411902. FISH RAHU SEA	40 KG.	KAR	3100.00	3100.00	3740.00	0.00	-17.11
0411903. FISH SURMAI (SEA)	40 KG.	KAR	7600.00	7600.00	7600.00	0.00	0.00
2. Ores/Minerals, Elec., Gas & Water							
024. Coal not Agglomerated							
1101001. COAL	MT.	LAH	14250.00	14250.00	14250.00	0.00	0.00
025. Natural Gas Liquefied							
1202001. SUI GAS GENERAL INDUSTRIAL USE	MMBTU	KAR	571.23	571.23	571.23	0.00	0.00
1202002. LPG	KG.	LAH	104.79	100.00	120.00	4.79	-12.68
		RAW	110.50	105.00	122.00	5.24	-9.43
		KAR	100.00	92.50	120.00	8.11	-16.67
		PSH	130.00	130.00	150.00	0.00	-13.33
		QTA	125.00	125.00	120.00	0.00	4.17
1202003. CNG	KG.	KAR	73.93	70.20	71.12	5.31	3.95
026. Salt & Pure Sodium Chloride							
1620001. SALT CRUSHED LAHORI	40 KG.	LAH	195.00	195.00	147.50	0.00	32.20
		RAW	345.00	345.00	282.50	0.00	22.12
		MUL	280.00	280.00	280.00	0.00	0.00
		GJT	260.00	260.00	125.00	0.00	108.00
		KAR	325.00	325.00	270.00	0.00	20.37
		SKR	275.00	275.00	200.00	0.00	37.50
		PSH	200.00	200.00	155.00	0.00	29.03
1620002. SEA SALT	40 KG.	LAH	195.00	195.00	132.50	0.00	47.17
		FAS	400.00	400.00	400.00	0.00	0.00
		KAR	122.50	122.50	99.00	0.00	23.74
		HYD	130.00	130.00	130.00	0.00	0.00
		NWB	250.00	250.00	240.00	0.00	4.17
027. Electrical Energy							
1710011. ELECTRICITY TARRIF B1	KWH.	KAR	14.75	14.75	10.71	0.00	37.72
1710012. ELECTRICITY TARRIF B2	KWH.	KAR	14.77	14.77	9.97	0.00	48.14
1710013. ELECTRICITY TARRIF B3	KWH.	KAR	15.15	15.15	10.05	0.00	50.75
1710014. ELECTRICITY TARRIF B4	KWH.	KAR	14.96	14.96	9.71	0.00	54.07
1710021. ELECTRICITY TARIFF-D1	KWH.	KAR	10.66	10.66	10.00	0.00	6.60
1710022. ELECTRICITY TARIFF-D2	KWH.	KAR	11.89	11.89	11.00	0.00	8.09

Contd.

7.10 Intercity Wholesale Prices of Selected Commodities

Group/Commodity/Item Specification	Unit	City	Prices (Rs.)			% Change in July,2014	
						Over	
			July, 2014	June, 2014	July, 2013	June, 14	July, 13
3. Food,Beverages,Tobacco,Textiles,Leather							
3a) Food Products, Beverages & Tobacco							
028. Meat of Animals							
2111101. BEEF	40 KG.	LAH	11200.00	10900.00	10200.00	2.75	9.80
		FAS	8500.00	8500.00	8500.00	0.00	0.00
		RAW	8550.00	8550.00	8450.00	0.00	1.18
		MUL	8800.00	8800.00	8800.00	0.00	0.00
		SAR	10150.00	10000.00	9400.00	1.50	7.98
		GJT	10000.00	10000.00	9200.00	0.00	8.70
		KAR	9800.00	8300.00	8300.00	18.07	18.07
		HYD	9550.00	9550.00	9450.00	0.00	1.06
		PSH	9950.00	9950.00	9900.00	0.00	0.51
		MNG	10000.00	10000.00	10000.00	0.00	0.00
		QTA	11500.00	11500.00	10800.00	0.00	6.48
2111601. MUTTON	40 KG.	LAH	23800.00	23800.00	21100.00	0.00	12.80
		FAS	18000.00	18000.00	18000.00	0.00	0.00
		RAW	24250.00	24250.00	22250.00	0.00	8.99
		MUL	20200.00	20200.00	19400.00	0.00	4.12
		KAR	19200.00	19200.00	16800.00	0.00	14.29
		HYD	19600.00	19600.00	19100.00	0.00	2.62
		PSH	22500.00	22500.00	19500.00	0.00	15.38
		MNG	16000.00	16000.00	16000.00	0.00	0.00
		QTA	21200.00	21200.00	20400.00	0.00	3.92
029. Vegetables & Fruit Juice							
2133101. TOMATO KETCHUP 300 GM.	DOZ.	LAH	815.00	815.00	815.00	0.00	0.00
		FAS	892.20	892.20	805.00	0.00	10.83
		RAW	915.00	915.00	862.50	0.00	6.09
		MUL	919.00	919.00	924.00	0.00	-0.54
		GJT	900.00	900.00	780.00	0.00	15.38
		KAR	780.00	780.00	780.00	0.00	0.00
		HYD	724.00	724.00	724.00	0.00	0.00
		SKR	936.72	936.72	1052.90	0.00	-11.03
		MPK	772.00	772.00	772.00	0.00	0.00
		PSH	900.00	888.00	780.00	1.35	15.38
		MNG	920.00	920.00	816.00	0.00	12.75
		QTA	828.00	828.00	828.00	0.00	0.00
2133901. CHILLES & LIME PKL.IN OIL 340 G.	DOZ.	LAH	1017.00	1017.00	1017.00	0.00	0.00
		RAW	1137.50	1137.50	1137.50	0.00	0.00
		KAR	960.00	960.00	960.00	0.00	0.00
		MPK	992.76	992.76	992.76	0.00	0.00
		PSH	1080.00	1080.00	1080.00	0.00	0.00
		QTA	938.00	938.00	938.00	0.00	0.00
030. Dried Fruits & Nuts							
2141101. KISHMISH(RAISIN) AVG. QLTY.	40 KG.	LAH	9000.00	9000.00	9000.00	0.00	0.00
		RAW	8100.00	8100.00	7100.00	0.00	14.08
		MUL	9650.00	9650.00	8100.00	0.00	19.14
		KAR	9000.00	9000.00	8950.00	0.00	0.56
		HYD	8550.00	8550.00	8400.00	0.00	1.79
		MPK	11500.00	11500.00	11500.00	0.00	0.00
		PSH	7200.00	7200.00	7100.00	0.00	1.41
		BNU	8650.00	8650.00	7500.00	0.00	15.33
		QTA	5100.00	5100.00	5100.00	0.00	0.00

Contd.

7.10 Intercity Wholesale Prices of Selected Commodities

Group/Commodity/Item Specification	Unit	City	Prices (Rs.)			% Change in July,2014	
						Over	
			July, 2014	June, 2014	July, 2013	June, 14	July, 13
2141301. GROUND NUT WITH SHELL AVG. QLT.	40 KG.	LAH	4450.00	4450.00	4550.00	0.00	-2.20
		RAW	3975.00	3975.00	4975.00	0.00	-20.10
		MUL	4100.00	4100.00	5100.00	0.00	-19.61
		KAR	6875.00	6875.00	6500.00	0.00	5.77
		HYD	4500.00	4500.00	5000.00	0.00	-10.00
		MPK	3000.00	3000.00	3500.00	0.00	-14.29
		PSH	4900.00	4900.00	5800.00	0.00	-15.52
		QTA	3850.00	3850.00	3850.00	0.00	0.00
031. Fruit Juices							
2142901. ROOHAFZA(SHARBAT)	DOZ.	LAH	1512.00	1512.00	1480.00	0.00	2.16
		FAS	1560.00	1560.00	1527.50	0.00	2.13
		RAW	1575.00	1575.00	1595.00	0.00	-1.25
		MUL	1540.00	1540.00	1500.00	0.00	2.67
		GUJ	1560.00	1560.00	1520.00	0.00	2.63
		BPR	1560.00	1560.00	1500.00	0.00	4.00
		GJT	1560.00	1560.00	1520.00	0.00	2.63
		KAR	1560.00	1560.00	1380.00	0.00	13.04
		HYD	1560.00	1560.00	1480.00	0.00	5.41
		SKR	1590.00	1570.00	1520.00	1.27	4.61
		LRK	1550.00	1550.00	1520.00	0.00	1.97
		PSH	1570.00	1535.00	1500.00	2.28	4.67
		BNU	1470.00	1470.00	1470.00	0.00	0.00
		MNG	1560.00	1560.00	1520.00	0.00	2.63
		QTA	1596.00	1596.00	1596.00	0.00	0.00
		2142902. JAM-E-SHREEN	DOZ.	LAH	1550.00	1550.00	1440.00
FAS	1550.00			1550.00	1520.00	0.00	1.97
RAW	1610.00			1610.00	1595.00	0.00	0.94
MUL	1545.00			1545.00	1520.00	0.00	1.64
GUJ	1550.00			1550.00	1520.00	0.00	1.97
BPR	1550.00			1550.00	1520.00	0.00	1.97
KAR	1560.00			1560.00	1500.00	0.00	4.00
HYD	1560.00			1560.00	1460.00	0.00	6.85
SKR	1550.00			1570.00	1520.00	-1.27	1.97
PSH	1570.00			1535.00	1550.00	2.28	1.29
BNU	1470.00			1470.00	1470.00	0.00	0.00
MNG	1560.00			1560.00	1520.00	0.00	2.63
2142903. FRUIT JUICE TETRA PACK	DOZ.	LAH	190.00	190.00	138.00	0.00	37.68
		FAS	157.50	155.00	144.00	1.61	9.38
		RAW	157.50	157.50	137.50	0.00	14.55
		MUL	135.00	135.00	135.00	0.00	0.00
		KAR	136.00	136.00	136.00	0.00	0.00
		HYD	130.00	130.00	130.00	0.00	0.00
		SKR	180.00	180.00	180.00	0.00	0.00
		PSH	129.00	129.00	131.00	0.00	-1.53
		QTA	110.00	110.00	110.00	0.00	0.00
2142904. LEMON/ORANGE SQUASH MITCHELS(730ML)	DOZ.	LAH	1540.00	1540.00	1540.00	0.00	0.00
		FAS	1560.00	1560.00	1560.00	0.00	0.00
		RAW	1615.00	1615.00	1615.00	0.00	0.00
		MUL	1612.00	1612.00	1612.00	0.00	0.00
		KAR	1400.00	1400.00	1400.00	0.00	0.00
		HYD	1620.00	1620.00	1620.00	0.00	0.00
PSH	1500.00	1410.00	1410.00	6.38	6.38		

Contd.

7.10 Intercity Wholesale Prices of Selected Commodities

Group/Commodity/Item Specification	Unit	City	Prices (Rs.)			% Change in July,2014	
						Over	
			July, 2014	June, 2014	July, 2013	June, 14	July, 13
2142905. MUREEY BREWERY (TOPS)	DOZ.	LAH	495.00	495.00	495.00	0.00	0.00
		RAW	1055.00	1055.00	1055.00	0.00	0.00
		KSR	435.00	435.00	435.00	0.00	0.00
2149201. APL/MNG/ORG/MIX. FRUIT JAM 450 G.	DOZ.	LAH	1455.00	1455.00	1248.00	0.00	16.59
		RAW	1337.50	1337.50	1312.50	0.00	1.90
		KAR	1184.00	1184.00	1184.00	0.00	0.00
		MPK	1183.00	1183.00	1183.00	0.00	0.00
		PSH	1400.00	1390.00	1308.00	0.72	7.03
2149202. MANGO/MIXED PICKLE IN OIL 340 G.	DOZ.	LAH	1080.00	1080.00	1015.00	0.00	6.40
		RAW	1137.50	1137.50	1137.50	0.00	0.00
		KAR	960.00	960.00	960.00	0.00	0.00
		MPK	992.76	992.76	992.76	0.00	0.00
		PSH	1080.00	1080.00	1080.00	0.00	0.00
		QTA	936.00	936.00	936.00	0.00	0.00
032. Vegetable Oils Refined							
2154101. SOYABEAN COOKING OIL TIN	5 LTR.	LAH	940.00	940.00	940.00	0.00	0.00
		FAS	940.00	940.00	960.00	0.00	-2.08
		RAW	982.50	982.50	965.00	0.00	1.81
		MUL	1024.00	1024.00	982.00	0.00	4.28
		KAR	985.00	985.00	985.00	0.00	0.00
		HYD	1024.00	1024.00	1024.00	0.00	0.00
		SKR	980.00	980.00	970.00	0.00	1.03
		MPK	970.00	970.00	970.00	0.00	0.00
		PSH	975.00	975.00	975.00	0.00	0.00
		BNU	1000.00	1000.00	1250.00	0.00	-20.00
		QTA	915.00	915.00	915.00	0.00	0.00
2154301. SUN FLOWER COOKING OIL	5 LTR.	LAH	940.00	940.00	940.00	0.00	0.00
		FAS	850.00	870.00	860.00	-2.30	-1.16
		RAW	982.50	982.50	965.00	0.00	1.81
		MUL	1045.00	1045.00	1045.00	0.00	0.00
		GJT	1045.00	1045.00	1045.00	0.00	0.00
		KAR	985.00	985.00	985.00	0.00	0.00
		HYD	880.00	880.00	880.00	0.00	0.00
		SKR	880.00	880.00	870.00	0.00	1.15
		PSH	1060.00	1060.00	1050.00	0.00	0.95
		MNG	925.00	930.00	905.00	-0.54	2.21
QTA	900.00	900.00	900.00	0.00	0.00		
2154401. MUSTARD & RAPE SEED OIL.	40 KG.	LAH	5850.00	5850.00	5350.00	0.00	9.35
		RAW	7275.00	7275.00	7275.00	0.00	0.00
		MUL	5450.00	5350.00	5425.00	1.87	0.46
		KSR	5750.00	5750.00	5250.00	0.00	9.52
		KAR	6500.00	6500.00	6500.00	0.00	0.00
		HYD	5500.00	5500.00	5500.00	0.00	0.00
		MPK	5400.00	5200.00	5150.00	3.85	4.85
		PSH	6875.00	7250.00	7250.00	-5.17	-5.17
		BNU	6200.00	6200.00	6500.00	0.00	-4.62
		QTA	6000.00	6000.00	5800.00	0.00	3.45
2154801. COTTON SEED OIL	40 KG.	LAH	5625.00	5625.00	5250.00	0.00	7.14
		MUL	5300.00	5450.00	5225.00	-2.75	1.44
		GUJ	6000.00	6750.00	7000.00	-11.11	-14.29
		SAR	5275.00	5350.00	5081.00	-1.40	3.82

Contd.

7.10 Intercity Wholesale Prices of Selected Commodities

Group/Commodity/Item Specification	Unit	City	Prices (Rs.)			% Change in July,2014	
						Over	
			July, 2014	June, 2014	July, 2013	June, 14	July, 13
		KAR	5850.00	5850.00	5850.00	0.00	0.00
		HYD	5250.00	5250.00	4800.00	0.00	9.38
		SKR	5610.00	5610.00	4800.00	0.00	16.88
		NWB	6000.00	6000.00	6000.00	0.00	0.00
		PSH	6150.00	6150.00	5800.00	0.00	6.03
2154901. RAFHAN CORN OIL	2.00 LT	LAH	650.00	650.00	525.00	0.00	23.81
		FAS	710.00	710.00	610.00	0.00	16.39
		RAW	537.50	537.50	537.50	0.00	0.00
		MUL	606.00	606.00	606.00	0.00	0.00
		KAR	547.50	547.50	525.00	0.00	4.29
		HYD	686.40	686.40	617.01	0.00	11.25
		MPK	630.00	630.00	510.00	0.00	23.53
		PSH	690.00	690.00	610.00	0.00	13.11
		MNG	630.00	630.00	590.00	0.00	6.78
		QTA	535.00	535.00	535.00	0.00	0.00
033. Vegetable Ghee							
2159001. VEGETABLE GHEE(16 KG TIN)	EACH	LAH	2450.00	2450.00	2380.00	0.00	2.94
		RAW	2475.00	2475.00	2412.50	0.00	2.59
		MUL	2520.00	2500.00	2425.00	0.80	3.92
		SKT	2570.00	2570.00	2340.00	0.00	9.83
		KAR	2455.00	2455.00	2420.00	0.00	1.45
		SKR	2325.00	2375.00	2320.00	-2.11	0.22
		MPK	2190.00	2000.00	2200.00	9.50	-0.45
		PSH	2540.00	2560.00	2580.00	-0.78	-1.55
		MNG	2510.00	2530.00	2560.00	-0.79	-1.95
		QTA	2765.00	2765.00	2775.00	0.00	-0.36
2159002. VEGETABLE GHEE(DALDA/TULO/HABIB/SHA)	05 KG.	LAH	995.00	995.00	995.00	0.00	0.00
		FAS	902.50	902.50	925.00	0.00	-2.43
		RAW	992.50	992.50	965.00	0.00	2.85
		MUL	976.00	976.00	995.00	0.00	-1.91
		SAR	952.00	952.00	1200.00	0.00	-20.67
		GJT	970.00	970.00	970.00	0.00	0.00
		KAR	982.50	982.50	982.50	0.00	0.00
		HYD	966.00	966.00	966.00	0.00	0.00
		SKR	970.00	970.00	970.00	0.00	0.00
		PSH	970.00	970.00	970.00	0.00	0.00
		QTA	1010.00	1010.00	1015.00	0.00	-0.49
034. Oil Cakes							
2171001. COTTON SEED OIL CAKES	40 KG.	LAH	1525.00	1350.00	1125.00	12.96	35.56
		FAS	1800.00	1300.00	1050.00	38.46	71.43
		MUL	1650.00	1525.00	1180.00	8.20	39.83
		SAR	1575.00	1642.00	1075.00	-4.08	46.51
		BPR	2050.00	1825.00	1150.00	12.33	78.26
		HYD	1400.00	1350.00	1000.00	3.70	40.00
		SKR	1368.00	1315.50	957.90	3.99	42.81
		MPK	1650.00	1450.00	815.00	13.79	102.45
		PSH	1200.00	1150.00	1050.00	4.35	14.29
		QTA	925.00	925.00	925.00	0.00	0.00
2171002. MUSTARD & RAPSEED OIL CAKES	40 KG.	LAH	1250.00	1250.00	1075.00	0.00	16.28
		FAS	1565.00	1565.00	1150.00	0.00	36.09
		MUL	1525.00	1425.00	1245.00	7.02	22.49
		SAR	1610.00	1596.00	1150.00	0.88	40.00

Contd.

7.10 Intercity Wholesale Prices of Selected Commodities

Group/Commodity/Item Specification	Unit	City	Prices (Rs.)			% Change in July,2014	
						Over	
			July, 2014	June, 2014	July, 2013	June, 14	July, 13
		BPR	1475.00	1475.00	1275.00	0.00	15.69
		HYD	1500.00	1400.00	1150.00	7.14	30.43
		SKR	1497.00	1400.00	1346.15	6.93	11.21
		MPK	1300.00	1200.00	1100.00	8.33	18.18
		PSH	1400.00	1200.00	1200.00	16.67	16.67
		QTA	950.00	950.00	900.00	0.00	5.56
035. Processed Liquid Milk							
2211002. MILK PAK/HALEEB/NESTLE (LITRE)	DOZ.	LAH	1105.00	1105.00	1019.00	0.00	8.44
		FAS	1125.00	1125.00	972.50	0.00	15.68
		RAW	1075.00	1075.00	1019.00	0.00	5.50
		KAR	1080.00	1080.00	1080.00	0.00	0.00
		HYD	1125.00	1125.00	960.00	0.00	17.19
		SKR	1080.00	1080.00	970.00	0.00	11.34
		PSH	1075.00	1075.00	1019.00	0.00	5.50
		MNG	1080.00	1080.00	1020.00	0.00	5.88
036. Milk & Cream in Solid Form							
2221101. POWD.MILK EVERYDAY(NESTLE)1KG.	EACH	LAH	620.00	620.00	500.00	0.00	24.00
		RAW	620.00	620.00	500.00	0.00	24.00
		MUL	620.00	620.00	518.50	0.00	19.58
		KAR	620.00	620.00	512.50	0.00	20.98
		HYD	621.00	621.00	500.00	0.00	24.20
		SKR	620.00	620.00	540.00	0.00	14.81
		PSH	620.00	620.00	525.00	0.00	18.10
		BNU	600.00	600.00	500.00	0.00	20.00
		QTA	465.00	465.00	465.00	0.00	0.00
2221201. POWDERED MILK(SKIMMED)/BAG 25 KG.	EACH	LAH	11200.00	11200.00	8325.00	0.00	34.53
		RAW	11637.50	11637.50	9900.00	0.00	17.55
		MUL	10900.00	10900.00	10250.00	0.00	6.34
		KAR	15900.00	15900.00	11565.00	0.00	37.48
		PSH	13500.00	13500.00	12000.00	0.00	12.50
		QTA	7000.00	7000.00	7500.00	0.00	-6.67
2221202. POWDERED MILK NIDO (1 KG. POLY BA	EACH	LAH	692.00	692.00	579.00	0.00	19.52
		RAW	738.00	690.00	547.00	6.96	34.92
		GUJ	725.00	692.00	560.00	4.77	29.46
		KAR	620.00	620.00	560.00	0.00	10.71
		HYD	671.35	671.35	578.00	0.00	16.15
		PSH	670.00	670.00	565.00	0.00	18.58
037. Ice Cream							
2227001. ICE CREAM POLKA/WALLS	DOZ.	LAH	324.00	324.00	324.00	0.00	0.00
		RAW	442.50	442.50	387.50	0.00	14.19
		KAR	264.00	264.00	264.00	0.00	0.00
		HYD	432.00	378.00	378.00	14.29	14.29
		SKR	240.00	240.00	198.00	0.00	21.21
		QTA	384.00	384.00	384.00	0.00	0.00
038. Dairy Products N.E.C							
2229001. MILO(200 GM. PACK) NESTLE	EACH	LAH	198.00	198.00	177.00	0.00	11.86
		FAS	185.00	185.00	160.00	0.00	15.63
		RAW	143.50	143.50	139.00	0.00	3.24
		MUL	140.00	140.00	140.00	0.00	0.00
		KAR	174.00	174.00	171.00	0.00	1.75
		HYD	134.50	134.50	140.00	0.00	-3.93
		MPK	180.00	180.00	150.00	0.00	20.00

Contd.

7.10 Intercity Wholesale Prices of Selected Commodities

Group/Commodity/Item Specification	Unit	City	Prices (Rs.)			% Change in July,2014			
					Over				
			July, 2014	June, 2014	July, 2013	June, 14	July, 13		
2229002. LACTOGEN(SOFT PACK 400 GM)	EACH	PSH	155.00	155.00	190.00	0.00	-18.42		
		MNG	182.00	182.00	140.00	0.00	30.00		
		QTA	150.00	150.00	150.00	0.00	0.00		
		LAH	380.00	380.00	340.00	0.00	11.76		
		FAS	395.00	395.00	340.00	0.00	16.18		
		RAW	395.00	395.00	345.00	0.00	14.49		
		MUL	393.50	393.50	337.38	0.00	16.63		
		KAR	394.00	394.00	345.00	0.00	14.20		
		HYD	394.00	394.00	345.00	0.00	14.20		
		MPK	400.00	400.00	340.00	0.00	17.65		
		PSH	380.00	370.00	340.00	2.70	11.76		
		QTA	395.00	395.00	360.00	0.00	9.72		
039. Wheat Flour									
2311001. WHEAT FLOUR SUP. QLTY.	80 KG.	LAH	2900.00	2900.00	3135.00	0.00	-7.50		
		FAS	2880.00	2880.00	2800.00	0.00	2.86		
		RAW	3625.00	3625.00	3445.00	0.00	5.22		
		MUL	3000.00	2900.00	2825.00	3.45	6.19		
		GUJ	3225.00	3225.00	2980.00	0.00	8.22		
		SAR	3080.00	3150.00	2800.00	-2.22	10.00		
		SKT	3600.00	3600.00	3280.00	0.00	9.76		
		GJT	3000.00	3000.00	2980.00	0.00	0.67		
		KAR	3100.00	3100.00	3250.00	0.00	-4.62		
		HYD	3625.00	3625.00	3300.00	0.00	9.85		
		SKR	2970.00	3120.00	3120.00	-4.81	-4.81		
		LRK	2960.00	3200.00	3040.00	-7.50	-2.63		
		PSH	3200.00	3150.00	3100.00	1.59	3.23		
		QTA	3200.00	3200.00	3200.00	0.00	0.00		
		2311002. WHEAT FLOUR AVG. QLTY	80 KG.	LAH	3140.00	3140.00	2812.50	0.00	11.64
				FAS	2560.00	2560.00	2680.00	0.00	-4.48
				RAW	3112.50	3112.50	2912.50	0.00	6.87
MUL	2900.00			2775.00	2750.00	4.50	5.45		
SAH	2650.00			2680.00	2640.00	-1.12	0.38		
SAR	2680.00			2720.00	2680.00	-1.47	0.00		
BPR	2912.00			2800.00	2640.00	4.00	10.30		
GJT	2920.00			2920.00	2880.00	0.00	1.39		
KAR	2900.00			2900.00	3130.00	0.00	-7.35		
HYD	3240.00			3240.00	3200.00	0.00	1.25		
SKR	2950.00			2950.00	2950.00	0.00	0.00		
LRK	2880.00			3040.00	2960.00	-5.26	-2.70		
MPK	2900.00			2900.00	2960.00	0.00	-2.03		
PSH	3000.00			3000.00	2950.00	0.00	1.69		
MNG	3000.00			3000.00	2960.00	0.00	1.35		
QTA	2950.00			2950.00	2800.00	0.00	5.36		
2311003. WHEAT FLOUR/BAG OF 10 KG.	EACH			LAH	370.00	370.00	360.00	0.00	2.78
		FAS	330.00	330.00	335.00	0.00	-1.49		
		RAW	370.00	380.00	370.00	-2.63	0.00		
		MUL	360.00	340.00	330.00	5.88	9.09		
		GUJ	392.50	392.50	360.00	0.00	9.03		
		SKT	350.00	350.00	365.00	0.00	-4.11		
		BPR	364.00	374.00	330.00	-2.67	10.30		
		GJT	310.00	310.00	360.00	0.00	-13.89		
		KAR	419.00	419.00	400.00	0.00	4.75		

Contd.

7.10 Intercity Wholesale Prices of Selected Commodities

Group/Commodity/Item Specification	Unit	City	Prices (Rs.)			% Change in July,2014	
						Over	
			July, 2014	June, 2014	July, 2013	June, 14	July, 13
2311004. MAIDA AVG. QLTY.	80 KG.	HYD	405.00	405.00	400.00	0.00	1.25
		SKR	367.50	380.00	370.00	-3.29	-0.68
		LRK	370.00	380.00	380.00	-2.63	-2.63
		MPK	380.00	380.00	380.00	0.00	0.00
		NWB	415.00	410.00	380.00	1.22	9.21
		PSH	375.00	375.00	365.00	0.00	2.74
		QTA	370.00	370.00	385.00	0.00	-3.90
		LAH	3200.00	3200.00	3375.00	0.00	-5.19
		FAS	3275.00	3275.00	3100.00	0.00	5.65
		RAW	3687.50	3687.50	3437.50	0.00	7.27
		MUL	3465.00	3465.00	3370.00	0.00	2.82
		SAR	3485.00	3440.00	3168.00	1.31	10.01
		BPR	3560.00	3480.00	3245.00	2.30	9.71
		GJT	3360.00	3450.00	3200.00	-2.61	5.00
		KAR	3460.00	3460.00	3535.00	0.00	-2.12
2311005. SUJI	85 KG.	HYD	3625.00	3625.00	3300.00	0.00	9.85
		SKR	3460.00	3520.00	3150.00	-1.70	9.84
		MPK	3650.00	3650.00	3300.00	0.00	10.61
		PSH	3700.00	3700.00	3600.00	0.00	2.78
		MNG	3600.00	3600.00	3480.00	0.00	3.45
		QTA	5000.00	5000.00	2950.00	0.00	69.49
		LAH	3650.00	3650.00	3625.00	0.00	0.69
		FAS	3450.00	3450.00	3300.00	0.00	4.55
		RAW	3762.50	3762.50	3412.50	0.00	10.26
		MUL	3575.00	3575.00	3375.00	0.00	5.93
		SAH	3600.00	3600.00	3600.00	0.00	0.00
		BPR	3800.00	3950.00	3550.00	-3.80	7.04
		GJT	3570.00	3570.00	3264.00	0.00	9.38
		KAR	3591.00	3591.00	3555.00	0.00	1.01
		HYD	3750.00	3750.00	3315.00	0.00	13.12
SKR	3850.00	3850.00	3400.00	0.00	13.24		
MPK	3900.00	3900.00	3570.00	0.00	9.24		
PSH	3700.00	3700.00	3250.00	0.00	13.85		
QTA	4800.00	4800.00	3800.00	0.00	26.32		
2311006. CERELAC WHEAT(400 GM.)	EACH	LAH	197.33	197.33	197.33	0.00	0.00
		FAS	240.00	240.00	205.00	0.00	17.07
		RAW	251.43	251.43	226.00	0.00	11.25
		MUL	243.50	243.50	206.75	0.00	17.78
		KAR	198.00	198.00	198.00	0.00	0.00
		HYD	220.00	220.00	210.00	0.00	4.76
		MPK	210.00	210.00	210.00	0.00	0.00
		PSH	243.00	243.00	206.00	0.00	17.96
		MNG	243.00	243.00	240.00	0.00	1.25
		QTA	180.00	180.00	180.00	0.00	0.00
040. Other Cereal Flour							
2312001. BESAN	85 KG.	LAH	5255.00	5255.00	5295.00	0.00	-0.76
		FAS	5100.00	4887.50	4675.00	4.35	9.09
		RAW	5362.50	5362.50	5975.00	0.00	-10.25
		MUL	5075.00	5075.00	5100.00	0.00	-0.49
		GUJ	5400.00	5400.00	5150.00	0.00	4.85
		SAR	5150.00	5206.50	4700.00	-1.09	9.57
		SKT	5050.00	5050.00	5200.00	0.00	-2.88

Contd.

7.10 Intercity Wholesale Prices of Selected Commodities

Group/Commodity/Item Specification	Unit	City	Prices (Rs.)			% Change in July,2014	
						Over	
			July, 2014	June, 2014	July, 2013	June, 14	July, 13
		GJT	5100.00	4857.00	5550.00	5.00	-8.11
		KSR	5300.00	5300.00	6825.00	0.00	-22.34
		KAR	6035.00	6035.00	7565.00	0.00	-20.22
		HYD	5250.00	5250.00	6375.00	0.00	-17.65
		SKR	4845.00	5550.00	5100.00	-12.70	-5.00
		MPK	5525.00	5950.00	5780.00	-7.14	-4.41
		PSH	5580.00	5570.00	6800.00	0.18	-17.94
		QTA	7350.00	7350.00	8300.00	0.00	-11.45
041. Sugar Refined							
2352001. SUGAR REFINED(BAG)	50 KG.	LAH	2760.00	2630.00	2610.00	4.94	5.75
		FAS	2760.00	2625.00	2590.00	5.14	6.56
		RAW	2762.50	2712.50	2712.50	1.84	1.84
		MUL	2675.00	2577.50	2562.50	3.78	4.39
		GUJ	2750.00	2650.00	2600.00	3.77	5.77
		SKT	2750.00	2630.00	2610.00	4.56	5.36
		GJT	2760.00	2640.00	2600.00	4.55	6.15
		KAR	2625.00	2525.00	2545.00	3.96	3.14
		HYD	2600.00	2525.00	2570.00	2.97	1.17
		MPK	2600.00	2520.00	2550.00	3.17	1.96
		PSH	2780.00	2650.00	2630.00	4.91	5.70
		MNG	2820.00	2612.50	2677.50	7.94	5.32
		QTA	2700.00	2570.00	2630.00	5.06	2.66
2352002. GUR AVG. QLTY.	40 KG.	LAH	2550.00	2550.00	3225.00	0.00	-20.93
		MUL	2500.00	2350.00	2750.00	6.38	-9.09
		SAR	2350.00	2400.00	2600.00	-2.08	-9.62
		SKT	2650.00	2650.00	3200.00	0.00	-17.19
		KSR	2450.00	2450.00	3275.00	0.00	-25.19
		KAR	2640.00	2640.00	2360.00	0.00	11.86
		HYD	2350.00	2350.00	2200.00	0.00	6.82
		SKR	2500.00	2500.00	3100.00	0.00	-19.35
		PSH	2850.00	2850.00	3200.00	0.00	-10.94
		MNG	3000.00	3000.00	3200.00	0.00	-6.25
		QTA	3200.00	3200.00	2850.00	0.00	12.28
042. Chocolate							
2366001. CHOCLATE CANDY (NOW)	DOZ.	LAH	52.00	52.00	52.00	0.00	0.00
		RAW	54.50	54.50	54.50	0.00	0.00
		BPR	55.00	55.00	55.00	0.00	0.00
		KSR	52.00	52.00	52.00	0.00	0.00
		KAR	52.00	52.00	52.00	0.00	0.00
		PSH	51.00	51.00	51.00	0.00	0.00
		QTA	54.00	54.00	54.00	0.00	0.00
043. Sugar Confectionary							
2367001. TOFFEE (HILAL)	DOZ.	LAH	10.00	10.00	10.00	0.00	0.00
		RAW	10.00	10.00	10.00	0.00	0.00
		GUJ	10.00	10.00	10.00	0.00	0.00
		SKT	10.00	10.00	10.00	0.00	0.00
		BPR	10.97	10.97	10.97	0.00	0.00
		KSR	10.00	10.00	10.00	0.00	0.00
		KAR	10.00	10.00	10.00	0.00	0.00
		HYD	10.00	10.00	10.00	0.00	0.00

Contd.

7.10 Intercity Wholesale Prices of Selected Commodities

Group/Commodity/Item Specification	Unit	City	Prices (Rs.)			% Change in July,2014	
						Over	
			July, 2014	June, 2014	July, 2013	June, 14	July, 13
		LRK	10.50	10.50	10.50	0.00	0.00
		PSH	12.00	12.00	12.00	0.00	0.00
		QTA	10.00	10.00	10.00	0.00	0.00
044. Coffee & Tea							
2391301. TEA LIPTON YELLOW LABEL 200 G.PKT	06 PKT.	LAH	700.50	700.50	948.00	0.00	-26.11
		FAS	681.58	681.58	963.00	0.00	-29.22
		RAW	697.50	697.50	952.50	0.00	-26.77
		MUL	673.44	673.44	990.52	0.00	-32.01
		SKT	705.00	705.00	989.00	0.00	-28.72
		KAR	726.31	726.31	947.00	0.00	-23.30
		HYD	673.44	673.44	985.58	0.00	-31.67
		SKR	708.88	708.88	991.26	0.00	-28.49
		PSH	693.10	693.10	960.00	0.00	-27.80
		MNG	960.00	960.00	960.00	0.00	0.00
		QTA	720.00	720.00	960.00	0.00	-25.00
2391302. TEA SUPREME 200 G. PKT.	06 PKT.	LAH	682.74	682.74	880.00	0.00	-22.42
		FAS	573.68	578.94	847.00	-0.91	-32.27
		RAW	643.50	643.50	812.50	0.00	-20.80
		MUL	570.72	570.72	827.58	0.00	-31.04
		SKT	720.00	720.00	720.00	0.00	0.00
		KAR	618.95	618.95	947.00	0.00	-34.64
		HYD	570.72	570.72	827.52	0.00	-31.03
		SKR	600.75	600.75	846.32	0.00	-29.02
		PSH	588.00	588.00	810.00	0.00	-27.41
		MNG	878.94	878.94	878.94	0.00	0.00
		QTA	697.00	697.00	697.00	0.00	0.00
2391303. TEA LOOSE	KG.	LAH	422.50	422.50	535.00	0.00	-21.03
		FAS	515.00	515.00	505.00	0.00	1.98
		RAW	472.50	472.50	505.00	0.00	-6.44
		MUL	475.00	475.00	475.00	0.00	0.00
		SKT	330.00	330.00	350.00	0.00	-5.71
		GJT	440.00	440.00	500.00	0.00	-12.00
		KAR	450.00	450.00	485.00	0.00	-7.22
		HYD	440.00	440.00	480.00	0.00	-8.33
		SKR	465.00	465.00	480.00	0.00	-3.13
		MPK	240.00	240.00	335.00	0.00	-28.36
		PSH	440.00	460.00	520.00	-4.35	-15.38
		MNG	450.00	450.00	520.00	0.00	-13.46
		QTA	410.00	410.00	390.00	0.00	5.13
2391304. TEA TAPAL MIXTURE (200 G) PKT.	06 PKT	LAH	642.00	642.00	880.00	0.00	-27.05
		FAS	568.42	563.15	842.00	0.94	-32.49
		RAW	597.50	592.50	877.50	0.84	-31.91
		MUL	588.00	588.00	811.20	0.00	-27.51
		KAR	663.16	663.16	882.50	0.00	-24.85
		HYD	610.80	610.80	870.00	0.00	-29.79
		PSH	661.00	661.00	809.00	0.00	-18.29
		MNG	730.00	730.00	730.00	0.00	0.00
		QTA	618.00	780.00	860.00	-20.77	-28.14
045. Spices							
2392101. BLACK PEPPER 50 G.PKT.(NATIONAL)	EACH	LAH	88.90	88.90	67.88	0.00	30.97
		RAW	88.00	88.00	70.00	0.00	25.71
		MUL	86.89	86.89	67.89	0.00	27.99

Contd.

7.10 Intercity Wholesale Prices of Selected Commodities

Group/Commodity/Item Specification	Unit	City	Prices (Rs.)			% Change in July,2014	
						Over	
			July, 2014	June, 2014	July, 2013	June, 14	July, 13
2392201. RED CHILLIES(200 G PKT.NATIONAL)	EACH	SKT	86.89	80.00	67.00	8.61	29.69
		KAR	92.00	92.00	78.00	0.00	17.95
		HYD	96.00	96.00	75.00	0.00	28.00
		MPK	69.25	69.25	69.25	0.00	0.00
		PSH	87.00	87.00	68.00	0.00	27.94
		MNG	65.00	65.00	65.00	0.00	0.00
		QTA	74.00	69.00	69.00	7.25	7.25
		LAH	95.00	95.00	108.00	0.00	-12.04
		FAS	96.32	96.32	96.42	0.00	-0.10
		RAW	96.50	96.50	96.50	0.00	0.00
		MUL	95.52	95.52	110.21	0.00	-13.33
		SKT	115.00	115.00	115.00	0.00	0.00
		KAR	100.00	100.00	100.00	0.00	0.00
		HYD	105.00	105.00	105.00	0.00	0.00
		2392402. CORRIANDER PWD.200 G. PKT.NAT.	EACH	MPK	96.50	96.50	96.50
PSH	96.00			96.00	113.00	0.00	-15.04
MNG	105.00			105.00	105.00	0.00	0.00
QTA	92.00			92.00	97.00	0.00	-5.15
LAH	70.93			70.93	70.93	0.00	0.00
FAS	70.78			70.78	69.73	0.00	1.51
RAW	77.50			77.50	67.50	0.00	14.81
MUL	67.02			67.02	59.98	0.00	11.74
SKT	70.78			70.00	70.00	1.11	1.11
KAR	84.00			84.00	75.00	0.00	12.00
HYD	77.00			77.00	77.00	0.00	0.00
MPK	68.41			68.41	68.41	0.00	0.00
PSH	70.00			70.00	66.54	0.00	5.20
MNG	70.00			70.00	70.00	0.00	0.00
2392601. CLOVES	40 KG.			QTA	81.60	81.60	69.00
		LAH	55500.00	55500.00	54000.00	0.00	2.78
		RAW	44250.00	44250.00	41250.00	0.00	7.27
		MUL	57000.00	57000.00	50000.00	0.00	14.00
		KAR	59000.00	59000.00	52200.00	0.00	13.03
		HYD	55500.00	54500.00	52000.00	1.83	6.73
		MPK	52000.00	54000.00	53000.00	-3.70	-1.89
		PSH	49000.00	49000.00	49000.00	0.00	0.00
		QTA	51000.00	51000.00	30000.00	0.00	70.00
		046. Other Food Products					
2399401. VINEGAR SYNTHETIC (SIRKA)	DOZ.	LAH	720.00	720.00	660.00	0.00	9.09
		RAW	835.00	835.00	735.00	0.00	13.61
		KAR	430.00	430.00	430.00	0.00	0.00
		PSH	560.00	560.00	570.00	0.00	-1.75
		QTA	786.00	786.00	786.00	0.00	0.00
2399901. TURMERIC POWDER(50 G.PKT.NATIONAL)	EACH	LAH	31.50	31.50	31.50	0.00	0.00
		FAS	31.96	31.96	32.00	0.00	-0.13
		RAW	30.00	30.00	30.00	0.00	0.00
		MUL	31.69	31.69	34.74	0.00	-8.78
		SKT	35.00	35.00	35.00	0.00	0.00
		KAR	34.00	34.00	52.00	0.00	-34.62
		HYD	35.00	35.00	39.00	0.00	-10.26
		SKR	30.65	30.65	32.00	0.00	-4.22

Contd.

7.10 Intercity Wholesale Prices of Selected Commodities

Group/Commodity/Item Specification	Unit	City	Prices (Rs.)			% Change in July,2014	
						Over	
			July, 2014	June, 2014	July, 2013	June, 14	July, 13
		MPK	32.00	32.00	32.00	0.00	0.00
		PSH	31.20	31.20	31.20	0.00	0.00
		MNG	30.00	30.00	39.00	0.00	-23.08
		QTA	36.00	36.00	36.00	0.00	0.00
047. Mineral Water							
2441001. MINERAL WATER NESTLE(1.5 LTR)	DOZ.	LAH	480.00	480.00	480.00	0.00	0.00
		FAS	440.00	440.00	405.00	0.00	8.64
		RAW	467.50	467.50	467.50	0.00	0.00
		MUL	472.00	460.00	440.00	2.61	7.27
		GUJ	450.00	450.00	450.00	0.00	0.00
		SKT	419.00	419.00	419.00	0.00	0.00
		KAR	456.00	456.00	420.00	0.00	8.57
		HYD	470.00	470.00	422.00	0.00	11.37
		SKR	480.00	480.00	450.00	0.00	6.67
		MPK	418.00	418.00	418.00	0.00	0.00
		PSH	443.00	443.00	443.00	0.00	0.00
		QTA	528.00	528.00	468.00	0.00	12.82
048. Beverages							
2449001. COCA COLA(CRATE OF 24 BOTTLES)	EACH	LAH	442.00	442.00	312.00	0.00	41.67
		FAS	445.00	445.00	324.00	0.00	37.35
		RAW	382.50	382.50	312.00	0.00	22.60
		MUL	403.00	403.00	326.00	0.00	23.62
		SKT	323.00	323.00	323.00	0.00	0.00
		GJT	444.00	444.00	322.00	0.00	37.89
		KAR	444.00	444.00	327.50	0.00	35.57
		HYD	444.00	444.00	324.00	0.00	37.04
		SKR	432.00	432.00	325.00	0.00	32.92
		MPK	390.00	390.00	330.00	0.00	18.18
		PSH	430.00	430.00	325.00	0.00	32.31
		BNU	475.00	475.00	325.00	0.00	46.15
		MNG	430.00	395.00	325.00	8.86	32.31
		QTA	360.00	360.00	360.00	0.00	0.00
2449002. SEVEN UP (CRATE OF 24 BOTTLES)	EACH	LAH	442.00	442.00	312.00	0.00	41.67
		FAS	445.00	445.00	325.00	0.00	36.92
		RAW	382.50	382.50	312.00	0.00	22.60
		MUL	403.00	403.00	326.00	0.00	23.62
		SKT	323.00	323.00	323.00	0.00	0.00
		GJT	444.00	444.00	323.00	0.00	37.46
		KAR	444.00	444.00	327.50	0.00	35.57
		HYD	444.00	444.00	324.00	0.00	37.04
		SKR	432.00	432.00	325.00	0.00	32.92
		MPK	390.00	390.00	330.00	0.00	18.18
		PSH	430.00	430.00	325.00	0.00	32.31
		BNU	475.00	475.00	325.00	0.00	46.15
		MNG	420.00	395.00	325.00	6.33	29.23
		QTA	360.00	360.00	360.00	0.00	0.00
2449003. MAKKA COLA (CRATE OF 24 BOTTLES)	EACH	MUL	280.00	280.00	280.00	0.00	0.00
		GUJ	280.00	280.00	280.00	0.00	0.00
		SKT	270.00	270.00	270.00	0.00	0.00
		PSH	410.00	410.00	410.00	0.00	0.00
		BNU	322.00	322.00	322.00	0.00	0.00
		MNG	322.00	322.00	322.00	0.00	0.00

Contd.

7.10 Intercity Wholesale Prices of Selected Commodities

Group/Commodity/Item Specification	Unit	City	Prices (Rs.)			% Change in July,2014	
						Over	
			July, 2014	June, 2014	July, 2013	June, 14	July, 13
2449004. PEPSI COLA (CRATE OF 24 BOTTLES)	EACH	LAH	442.00	442.00	312.00	0.00	41.67
		FAS	445.00	445.00	325.00	0.00	36.92
		RAW	382.50	382.50	312.00	0.00	22.60
		MUL	403.00	403.00	326.00	0.00	23.62
		SKT	394.00	394.00	323.00	0.00	21.98
		GJT	444.00	444.00	322.00	0.00	37.89
		KAR	444.00	444.00	330.00	0.00	34.55
		HYD	444.00	384.00	324.00	15.63	37.04
		SKR	432.00	432.00	325.00	0.00	32.92
		PSH	430.00	430.00	325.00	0.00	32.31
		BNU	475.00	475.00	325.00	0.00	46.15
MNG	420.00	395.00	325.00	6.33	29.23		
QTA	408.00	408.00	408.00	0.00	0.00		
049. Tobacco Products							
2502001. CIGARETTES K-2 10'S (FILTER)	1000	KAR	2125.00	2125.00	1790.00	0.00	18.72
2502002. CIGARETTES MELBOURNE	1000	KAR	2300.00	2300.00	1892.45	0.00	21.54
2502003. CIGARETTES CAPSTAN LSFT 10 SS	1000	KAR	2300.00	2300.00	1892.45	0.00	21.54
2502004. CIGARETTES GOLD LEAF (KSFT) 20	1000	KAR	4750.00	4750.00	4184.95	0.00	13.50
3b) Textiles & Apparels							
050. Cotton Yarn							
2636001. COTTON YARN 10/1 POPULAR FIBER	10 LB.	KAR	925.00	925.00	1040.00	0.00	-11.06
2636002. COTTON YARN 16/1 MGM	10 LB.	KAR	1180.00	1180.00	1250.00	0.00	-5.60
2636003. COTTON YARN 21/1 SURIYA TEXTILE	10 LB.	KAR	1250.00	1250.00	1305.00	0.00	-4.21
2636004. COTTON YARN 42/1 ABDULLAH TEXTILE	10 LB.	KAR	1600.00	1600.00	1600.00	0.00	0.00
2636005. COTTON YARN 20/2 BAJWA	10 LB.	KAR	1300.00	1300.00	1320.00	0.00	-1.52
051. Nylon Yarn							
2643001. NYLON YARN RUPALI(PAK)50/72/00	LB.	KAR	106.50	108.00	111.63	-1.39	-4.60
2643002. NYLON YARN GRATON 50/36/00FLAT	LB.	KAR	86.00	86.00	129.00	0.00	-33.33
2643003. NYLON YARN GRATON 75/48/0 DTY	LB.	KAR	103.00	103.00	112.00	0.00	-8.04
052. Blended Yarn							
2645001. BLND.YARN 30/1 A.A TEX.Z.TW PVC	LB.	KAR	140.50	137.50	138.00	2.18	1.81
2645002. BLND.YARN 40/1 SANA	LB.	KAR	151.00	151.00	160.00	0.00	-5.63
2645003. BLND.YARN 60/1 PP AGAR	LB.	KAR	124.00	124.00	124.00	0.00	0.00
2645004. BLND.YARN 30/1 A.A TEX.COMBED	LB.	KAR	141.50	141.50	150.00	0.00	-5.67
2645005. BLND.YARN 40/1 A.A. TEXTILE	LB.	KAR	143.00	143.00	143.00	0.00	0.00
053. Woven Fabrics							
2654001. LIGHT WEIGHT WORSTED (L.PUR)	MTR.	LAH	555.00	555.00	555.00	0.00	0.00
		RAW	1037.50	1037.50	825.00	0.00	25.76
		KAR	1380.00	1380.00	1330.00	0.00	3.76
2654002. HEAVY WEIGHT SUITING (L.PUR)	MTR.	LAH	875.00	875.00	875.00	0.00	0.00
		RAW	1325.00	1325.00	1075.00	0.00	23.26
		KAR	1930.00	1930.00	1860.00	0.00	3.76
2654003. TWEED (LAWRENCEPUR)	MTR.	LAH	777.50	777.50	777.50	0.00	0.00
		RAW	1125.00	1125.00	925.00	0.00	21.62
		KAR	1610.00	1610.00	1550.00	0.00	3.87
2654004. WORSTED (LAWRENCEPUR)	MTR.	LAH	790.00	790.00	790.00	0.00	0.00
		RAW	1175.00	1175.00	975.00	0.00	20.51
		KAR	1620.00	1620.00	1550.00	0.00	4.52

Contd.

7.10 Intercity Wholesale Prices of Selected Commodities

Group/Commodity/Item Specification	Unit	City	Prices (Rs.)			% Change in July,2014	
						Over	
			July, 2014	June, 2014	July, 2013	June, 14	July, 13
054. Cotton Fabrics							
2662001. LATHA GUL AHMED 90000 SUP. QLTY.	40 MTR.	LAH	7900.00	7900.00	6800.00	0.00	16.18
		FAS	8550.00	8550.00	8400.00	0.00	1.79
		RAW	5225.00	5225.00	4975.00	0.00	5.03
		MUL	8095.00	8095.00	8095.00	0.00	0.00
		KAR	8300.00	8300.00	7082.50	0.00	17.19
		HYD	7000.00	7000.00	7000.00	0.00	0.00
2662002. LATHA PRESIDENT SUP. QLTY.	40 MTR.	LAH	3450.00	3450.00	3450.00	0.00	0.00
		MUL	7140.00	7140.00	6000.00	0.00	19.00
		KAR	3682.50	3682.50	3682.50	0.00	0.00
2662003. LATHA MAST QALANDER SUP. QLTY.	40 MTR.	MUL	4920.00	4920.00	4480.00	0.00	9.82
		KAR	2810.00	2810.00	2810.00	0.00	0.00
2662004. LATHA MUGHAL-E-AZAM SUP. QLTY.	40 MTR.	LAH	3650.00	3650.00	3650.00	0.00	0.00
		FAS	5650.00	5650.00	5500.00	0.00	2.73
		RAW	5150.00	5150.00	4775.00	0.00	7.85
		MUL	5880.00	5880.00	5480.00	0.00	7.30
		KAR	4100.00	4100.00	2620.00	0.00	56.49
		HYD	4500.00	4500.00	4500.00	0.00	0.00
055. Other Fabrics							
2669001. LAWN AVG. QLTY.	MTR.	LAH	75.50	75.50	75.50	0.00	0.00
		FAS	92.50	92.50	91.00	0.00	1.65
		RAW	117.50	117.50	102.50	0.00	14.63
		MUL	125.00	125.00	115.00	0.00	8.70
		KAR	115.00	115.00	95.00	0.00	21.05
		HYD	100.00	100.00	100.00	0.00	0.00
		SKR	70.00	70.00	45.00	0.00	55.56
		QTA	130.00	130.00	110.00	0.00	18.18
2669002. LAWN SUP. QLTY.	MTR.	LAH	177.50	177.50	177.50	0.00	0.00
		FAS	230.00	230.00	240.00	0.00	-4.17
		RAW	195.00	195.00	172.50	0.00	13.04
		MUL	190.00	190.00	190.00	0.00	0.00
		KAR	225.00	225.00	207.50	0.00	8.43
		QTA	152.50	152.50	132.50	0.00	15.09
2669003. GREY CLOTH 52"	MTR.	LAH	39.50	39.50	39.50	0.00	0.00
		FAS	58.50	58.50	58.50	0.00	0.00
		RAW	41.00	41.00	41.00	0.00	0.00
		MUL	90.00	90.00	65.00	0.00	38.46
		KAR	67.50	67.50	67.50	0.00	0.00
		LRK	105.00	105.00	105.00	0.00	0.00
2669004. GREY CLOTH 98"	MTR.	LAH	59.50	59.50	59.50	0.00	0.00
		FAS	115.00	115.00	115.00	0.00	0.00
		KAR	125.00	125.00	80.00	0.00	56.25
2669005. DRILL DYED	MTR.	LAH	54.50	54.50	54.50	0.00	0.00
		FAS	105.00	105.00	80.00	0.00	31.25
		RAW	32.50	32.50	32.50	0.00	0.00
		KAR	105.00	105.00	67.50	0.00	55.56
		QTA	55.00	55.00	55.00	0.00	0.00
056. Silk & Reyon Fabrics							
2679001. KT. SHIRTING AL-KARAM SUP. QLTY.	MTR.	LAH	64.50	64.50	64.50	0.00	0.00
		RAW	117.50	117.50	102.50	0.00	14.63
		KAR	105.00	105.00	82.50	0.00	27.27

Contd.

7.10 Intercity Wholesale Prices of Selected Commodities

Group/Commodity/Item Specification	Unit	City	Prices (Rs.)			% Change in July,2014	
						Over	
			July, 2014	June, 2014	July, 2013	June, 14	July, 13
2679002. KT. SHIRTING TOYOBO SUP. QLTY.	MTR.	FAS	212.50	212.50	212.50	0.00	0.00
		RAW	117.50	117.50	102.50	0.00	14.63
		MUL	85.00	85.00	80.00	0.00	6.25
		KAR	72.50	72.50	72.50	0.00	0.00
		QTA	73.00	73.00	73.00	0.00	0.00
2679003. WOOLY FLAT	MTR.	LAH	30.50	30.50	30.50	0.00	0.00
		KAR	39.00	39.00	39.00	0.00	0.00
		QTA	62.50	62.50	62.50	0.00	0.00
2679004. SILK AVG. QLTY.	MTR.	LAH	49.00	49.00	49.00	0.00	0.00
		RAW	47.50	47.50	47.50	0.00	0.00
		MUL	95.00	95.00	90.00	0.00	5.56
		KAR	41.00	41.00	41.00	0.00	0.00
		SKR	35.00	35.00	30.00	0.00	16.67
2679005. SILK SUP. QLTY.	MTR.	LAH	74.50	74.50	74.50	0.00	0.00
		FAS	237.50	237.50	237.50	0.00	0.00
		RAW	77.50	77.50	77.50	0.00	0.00
		QTA	75.00	75.00	75.00	0.00	0.00
		2679006. LINEN STAR MILL KARACHI	MTR.	LAH	97.50	97.50	97.50
KAR	97.50			97.50	85.00	0.00	14.71
QTA	78.00			78.00	78.00	0.00	0.00
057. Towels							
2684001. TOWEL MED SIZE AVG. QLTY.	DOZ.	LAH	1550.00	1550.00	1399.00	0.00	10.79
		FAS	1650.00	1650.00	1650.00	0.00	0.00
		KSR	1550.00	1550.00	1120.00	0.00	38.39
		KAR	2040.00	2040.00	1620.00	0.00	25.93
		SKR	1800.00	1800.00	1800.00	0.00	0.00
		PSH	2200.00	2200.00	1740.00	0.00	26.44
		QTA	1410.00	1410.00	1410.00	0.00	0.00
058. Blankets							
2711001. BLANKET MOONLITE SINGLE	EACH	LAH	2400.00	2400.00	1900.00	0.00	26.32
		RAW	2725.00	2725.00	2275.00	0.00	19.78
		KAR	1830.00	1830.00	1590.00	0.00	15.09
2711002. BLANKET MOONLITE DOUBLE	EACH	LAH	3000.00	3000.00	2500.00	0.00	20.00
		RAW	3125.00	3125.00	2675.00	0.00	16.82
		KAR	2335.00	2335.00	2150.00	0.00	8.60
059. Bed Sheets							
2712001. BED SHEET COTTON SINGLE AVG. QLTY.	DOZ.	LAH	3250.00	3250.00	2450.00	0.00	32.65
		FAS	4300.00	4300.00	4300.00	0.00	0.00
		KAR	3750.00	3750.00	3130.00	0.00	19.81
		SKR	3600.00	3600.00	3600.00	0.00	0.00
		PSH	4800.00	4800.00	3600.00	0.00	33.33
		QTA	2750.00	2750.00	2750.00	0.00	0.00
2712002. BED SHEET COTTON DOUBLE AVG. QLTY.	DOZ.	LAH	5650.00	5650.00	3800.00	0.00	48.68
		FAS	4900.00	4900.00	4900.00	0.00	0.00
		KAR	5700.00	5700.00	4070.00	0.00	40.05
		SKR	7800.00	7800.00	7800.00	0.00	0.00
		PSH	9600.00	9600.00	8400.00	0.00	14.29
		QTA	4250.00	4250.00	4250.00	0.00	0.00
060. Quilts							
2718001. READY MADE QUILT	EACH	LAH	750.00	750.00	687.50	0.00	9.09
		RAW	737.50	737.50	637.50	0.00	15.69

Contd.

7.10 Intercity Wholesale Prices of Selected Commodities

Group/Commodity/Item Specification	Unit	City	Prices (Rs.)			% Change in July,2014	
						Over	
			July, 2014	June, 2014	July, 2013	June, 14	July, 13
		KAR	760.00	760.00	675.00	0.00	12.59
		PSH	875.00	875.00	775.00	0.00	12.90
		QTA	600.00	600.00	600.00	0.00	0.00
061. Woolen Carpets							
2721001. WOOLEN CARPET	SQ.FT.	LAH	60.00	44.50	42.00	34.83	42.86
		KAR	51.00	51.00	47.50	0.00	7.37
062. Synthetic Carpets							
2729001. SYNTHETIC CARPET	SQ.FT.	LAH	21.50	21.50	20.00	0.00	7.50
		RAW	23.50	23.50	23.50	0.00	0.00
		KAR	45.50	45.50	45.00	0.00	1.11
		QTA	46.50	46.50	46.50	0.00	0.00
063. Hosiery Products							
2821001. UNDER WEAR MED. SIZE AVG. QLTY.	DOZ.	LAH	975.00	975.00	780.00	0.00	25.00
		FAS	780.00	780.00	780.00	0.00	0.00
		RAW	1712.50	1712.50	1325.00	0.00	29.25
		KAR	870.00	798.00	775.00	9.02	12.26
		SKR	780.00	780.00	780.00	0.00	0.00
		PSH	1050.00	1050.00	850.00	0.00	23.53
		QTA	420.00	420.00	420.00	0.00	0.00
2821002. VEST (BANYAN)MED. SIZE AVG. QLTY.	DOZ.	LAH	1025.00	1025.00	780.00	0.00	31.41
		FAS	900.00	900.00	900.00	0.00	0.00
		RAW	1712.50	1712.50	1325.00	0.00	29.25
		KAR	888.00	804.00	775.00	10.45	14.58
		SKR	1322.50	1322.50	1322.50	0.00	0.00
		PSH	1150.00	1150.00	1020.00	0.00	12.75
		QTA	720.00	720.00	720.00	0.00	0.00
2821003. SOCKS NYLON MIXED GENTS SUP. QLTY.	DOZ.	LAH	1075.00	1075.00	1032.50	0.00	4.12
		FAS	710.00	710.00	710.00	0.00	0.00
		RAW	812.50	812.50	762.50	0.00	6.56
		KAR	720.00	660.00	635.00	9.09	13.39
		SKR	860.00	860.00	860.00	0.00	0.00
		PSH	840.00	840.00	800.00	0.00	5.00
		QTA	620.00	620.00	610.00	0.00	1.64
2821004. SOCKS COTTON GENTS AVG. QLTY.	DOZ.	LAH	625.00	625.00	527.50	0.00	18.48
		FAS	510.00	510.00	510.00	0.00	0.00
		KAR	630.00	612.50	580.00	2.86	8.62
064. Readymade Garments							
2823101. PANTS GENTS (W&W) AVG. QLTY.	DOZ.	LAH	3575.00	3575.00	3575.00	0.00	0.00
		RAW	6950.00	6350.00	5750.00	9.45	20.87
		KAR	5100.00	5100.00	4900.00	0.00	4.08
2823102. SHORT	DOZ.	LAH	955.00	955.00	955.00	0.00	0.00
		KAR	1260.00	1260.00	1122.00	0.00	12.30
		HYD	2000.00	2000.00	2000.00	0.00	0.00
2823103. AWAMI SUIT(W&W) AVG. QLTY.	DOZ.	LAH	4525.00	4525.00	4525.00	0.00	0.00
		RAW	11250.00	10250.00	7450.00	9.76	51.01
		KAR	8100.00	8100.00	4875.00	0.00	66.15
		QTA	4800.00	4800.00	4800.00	0.00	0.00
2823201. SHIRT GENTS (W&W) AVG. QLTY.	DOZ.	LAH	3225.00	3225.00	3225.00	0.00	0.00
		RAW	4125.00	3825.00	3550.00	7.84	16.20
		KAR	4050.00	4050.00	3060.00	0.00	32.35

Contd.

7.10 Intercity Wholesale Prices of Selected Commodities

Group/Commodity/Item Specification	Unit	City	Prices (Rs.)			% Change in July,2014	
						Over	
			July, 2014	June, 2014	July, 2013	June, 14	July, 13
2823301. GIRL'S FROCK (W&W)	DOZ.	LAH	6650.00	6650.00	6650.00	0.00	0.00
		RAW	9350.00	8100.00	6750.00	15.43	38.52
		KAR	6450.00	6150.00	4560.00	4.88	41.45
3c) Leather Products							
065. Leather Without Hair							
2912001. SOLE LEATHER 5 MM GR-1	KG.	SAH	700.00	700.00	380.00	0.00	84.21
		KSR	425.00	425.00	320.00	0.00	32.81
2912002. SOLE LEATHER 4.5 MM GR-1	KG.	SAH	750.00	750.00	390.00	0.00	92.31
		KSR	490.00	490.00	315.00	0.00	55.56
2912003. SOLE LEATHER 4 MM GR-1	KG.	SAH	750.00	750.00	385.00	0.00	94.81
		KSR	510.00	510.00	355.00	0.00	43.66
066. Other Leather N.E.C							
2913001. CHROME LEATHER COW ANALINE GR-I	DM.	SAH	30.00	35.00	31.00	-14.29	-3.23
		KSR	21.00	25.00	19.00	-16.00	10.53
2913002. CHROME LEATHER COW ANALINE GR-II	DM.	SAH	30.00	34.00	28.00	-11.76	7.14
		KSR	20.00	22.00	19.00	-9.09	5.26
2913003. CHROME LEATHER BUFF CALF (SUP)	DM.	SAH	27.00	30.00	24.00	-10.00	12.50
		KSR	18.00	20.00	15.00	-10.00	20.00
2913004. CHROME LEATHER BUFF CALF (B)	DM.	SAH	18.00	20.00	12.00	-10.00	50.00
		KSR	16.00	17.00	12.00	-5.88	33.33
067. Footwears							
2933001. GENTS SHOES PAUL BATA	PAIR	LAH	818.23	818.23	772.97	0.00	5.86
2933002. GENTS SANDAL BATA	PAIR	LAH	572.51	572.51	601.40	0.00	-4.80
2933003. GENTS SLATE CHAPPAL BATA	PAIR	LAH	110.08	110.08	110.08	0.00	0.00
2933004. LADIES SANDAL BATA (EMOZIAN)	PAIR	LAH	490.61	490.61	514.71	0.00	-4.68
2933005. LADIES SPOUNG CHAPPAL BATA(TROPICAL)	PAIR	LAH	109.52	109.52	128.23	0.00	-14.59
2933006. CHILD SHOE POWER LIFE BATA	PAIR	LAH	285.85	285.85	257.36	0.00	11.07
2933007. GENTS SHOES ART 1109 SERVIS	PAIR	LAH	477.00	477.00	477.00	0.00	0.00
2933008. CHEETAH 50 SIZE 3.5	PAIR	LAH	679.00	679.00	679.00	0.00	0.00
2933009. SERVIS SHOES WOMEN	PAIR	LAH	370.00	370.00	370.00	0.00	0.00
2933010. SERVIS SHOES CHILDREN	PAIR	LAH	257.00	257.00	257.00	0.00	0.00
4. Other Transportable Goods							
068. Timber							
3131001. TIMBER SHEESHAM	CMT.	LAH	52089.00	52089.00	30546.50	0.00	70.52
		RAW	59152.00	59152.00	55620.50	0.00	6.35
		KAR	45425.00	45425.00	44675.00	0.00	1.68
		PSH	42378.00	42378.00	30000.00	0.00	41.26
		QTA	55582.00	43200.00	43200.00	28.66	28.66
3131002. TIMBER KERUING PINE WOOD	CMT.	RAW	62683.50	62683.50	55620.50	0.00	12.70
		KAR	46900.00	46900.00	46500.00	0.00	0.86
3131003. TIMBER PERTAL	CMT.	LAH	30000.00	30000.00	24366.50	0.00	23.12
		RAW	48558.00	48558.00	41495.00	0.00	17.02
		KAR	34700.00	34700.00	34100.00	0.00	1.76
		PSH	52372.00	52372.00	28320.00	0.00	84.93
3131004. TIMBER CHIR	CMT.	QTA	31050.00	31050.00	31050.00	0.00	0.00
		LAH	22000.00	22000.00	18098.50	0.00	21.56
		RAW	43260.50	43260.50	36197.50	0.00	19.51
3131005. TIMBER DEODAR		KAR	26350.00	26350.00	25900.00	0.00	1.74
	CMT.	RAW	97998.00	97998.00	90052.50	0.00	8.82
		KAR	90950.00	90950.00	89000.00	0.00	2.19
		PSH	95358.00	95358.00	77000.00	0.00	23.84
		QTA	76950.00	76950.00	76950.00	0.00	0.00

Contd.

7.10 Intercity Wholesale Prices of Selected Commodities

Group/Commodity/Item Specification	Unit	City	Prices (Rs.)			% Change in July,2014	
						Over	
			July, 2014	June, 2014	July, 2013	June, 14	July, 13
3131006. TIMBER TEAK WOOD	CMT.	LAH	110000.00	110000.00	97997.50	0.00	12.25
		KAR	108300.00	108300.00	108300.00	0.00	0.00
069. Printing Paper							
3212901. OFFSET PAPER FLYING FINISH	KG.	KAR	90.00	90.00	82.00	0.00	9.76
3212902. ART PAPER "LEYKAM"/CHINA	KG.	KAR	115.00	115.00	119.00	0.00	-3.36
3212903. PRINTING PAPER ROYAL CENTURY	KG.	KAR	90.00	90.00	86.00	0.00	4.65
3212904. PHOTOSTAT PAPER 210X297 A-4(80GM)	KG.	KAR	370.00	370.00	350.00	0.00	5.71
070. Hard Board							
3213301. KRAFT LINES BOARD (BRAZIL-125)	KG.	KAR	110.00	110.00	96.00	0.00	14.58
071. Coke							
3310001. COKE	MT.	KAR	60000.00	60000.00	60000.00	0.00	0.00
072. Motor Spirit							
3331001. MOTOR SPRIT 87 RON	LTR.	KAR	107.91	107.91	101.71	0.00	6.10
073. Diesel Oil							
3333001. DIESEL OIL LIGHT SPEED (BULK)	LTR.	KAR	94.06	94.06	92.10	0.00	2.13
3333002. DIESEL OIL HIGH SPEED(BULK)	LTR.	KAR	109.28	109.28	106.70	0.00	2.42
074. Kerosine Oil							
3334001. KEROSINE OIL	LTR.	KAR	107.86	107.86	96.15	0.00	12.18
075. Furnace Oil							
3337001. HIGH SULPHER FURNACE OIL(HSFO)	MT.	KAR	62898.50	62501.50	62362.50	0.64	0.86
076. Mobil Oil							
3338001. HAVOLINE MOBIL OIL PETROL ENGN.	4 LTR.	FAS	1950.00	1950.00	1900.00	0.00	2.63
		RAW	1987.50	1987.50	1887.50	0.00	5.30
		MUL	1780.00	1780.00	1660.00	0.00	7.23
		GJT	1790.00	1660.00	1660.00	7.83	7.83
		KAR	2157.00	2157.00	1960.00	0.00	10.05
		PSH	1640.00	1640.00	1540.00	0.00	6.49
		QTA	1670.00	1670.00	1670.00	0.00	0.00
3338002. HAVOLINE MOBIL OIL CNG ENGN.	4 LTR.	FAS	1600.00	1600.00	1550.00	0.00	3.23
		RAW	1962.50	1962.50	1862.50	0.00	5.37
		MUL	1830.00	1830.00	1720.00	0.00	6.40
		GJT	1835.00	1835.00	1720.00	0.00	6.69
		KAR	1833.00	1833.00	1655.00	0.00	10.76
		PSH	1680.00	1680.00	1640.00	0.00	2.44
		QTA	1685.00	1685.00	1685.00	0.00	0.00
077. Chemicals							
3414001. STEARIC ACID	LB.	LAH	100.00	100.00	95.00	0.00	5.26
		KAR	102.50	102.50	104.50	0.00	-1.91
3414002. ACETIC ACID	LB.	LAH	80.00	80.00	46.00	0.00	73.91
		KAR	55.50	55.50	42.50	0.00	30.59
		PSH	55.00	60.00	50.00	-8.33	10.00
3414003. TARTARIC POWDER	50 KG.	LAH	17000.00	17000.00	16000.00	0.00	6.25
		KAR	10000.00	10000.00	8900.00	0.00	12.36
3414004. CITRIC ACID	50 KG.	LAH	6500.00	6500.00	5550.00	0.00	17.12
		KAR	6250.00	6250.00	5400.00	0.00	15.74
		PSH	6800.00	7010.00	5600.00	-3.00	21.43
3414005. CHINA CLAY	M.T.	KAR	50000.00	50000.00	42000.00	0.00	19.05
3414006. BLEACHING POWDER	50 KG.	LAH	2500.00	2500.00	1700.00	0.00	47.06
		KSR	2900.00	2900.00	1650.00	0.00	75.76
		KAR	1550.00	1550.00	1660.00	0.00	-6.63
		PSH	2600.00	2200.00	2000.00	18.18	30.00

Contd.

7.10 Intercity Wholesale Prices of Selected Commodities

Group/Commodity/Item Specification	Unit	City	Prices (Rs.)			% Change in July,2014	
						Over	
			July, 2014	June, 2014	July, 2013	June, 14	July, 13
3414007. GLUCOSE POWDER	50 KG.	LAH	5000.00	5000.00	5000.00	0.00	0.00
		KAR	5200.00	5200.00	4050.00	0.00	28.40
		PSH	4600.00	5000.00	5000.00	-8.00	-8.00
3422001. ZINC OXIDE	50 KG.	LAH	19000.00	19000.00	19000.00	0.00	0.00
		PSH	16500.00	16100.00	16000.00	2.48	3.13
3423101. CAUSTIC SODA	50 KG.	LAH	3900.00	3900.00	3900.00	0.00	0.00
		KSR	3900.00	3900.00	3900.00	0.00	0.00
		KAR	4000.00	4000.00	3530.00	0.00	13.31
		PSH	3600.00	5000.00	4000.00	-28.00	-10.00
3423102. SULPHURIC ACID	100 KG.	LAH	2500.00	2500.00	2200.00	0.00	13.64
		KAR	2400.00	2400.00	2100.00	0.00	14.29
		PSH	2000.00	2200.00	2000.00	-9.09	0.00
3423103. MERCURY	KG.	LAH	16000.00	16000.00	16000.00	0.00	0.00
		KAR	16000.00	16000.00	14000.00	0.00	14.29
		PSH	15000.00	15000.00	15000.00	0.00	0.00
3424001. SODA ASH LIGHT 80 KG. BAG	BAG	LAH	3800.00	3800.00	3800.00	0.00	0.00
		KSR	3725.00	3725.00	3725.00	0.00	0.00
		KAR	3360.00	3360.00	1880.00	0.00	78.72
		PSH	3440.00	3520.00	3072.00	-2.27	11.98
3424002. SODIUM BI- CARBONATE.	50 KG.	LAH	2250.00	2250.00	2100.00	0.00	7.14
		KAR	2750.00	2750.00	1887.50	0.00	45.70
		PSH	2300.00	2200.00	2120.00	4.55	8.49
3424003. SALT EPSUM	100 KG.	LAH	1600.00	1600.00	1600.00	0.00	0.00
		KAR	1900.00	1900.00	1235.00	0.00	53.85
		PSH	2600.00	1800.00	1800.00	44.44	44.44
078. Dyeing Material							
3431001. DYES RED B-BASE	LB.	KAR	250.00	250.00	250.00	0.00	0.00
3431002. DYES ORITEX JAPAN RED HR-2.	LB.	KAR	225.00	225.00	250.00	0.00	-10.00
3431003. DYED REACTIVE VIOLET H-3R	LB.	KAR	250.00	250.00	130.00	0.00	92.31
079. Fertilizers							
3461101. SONA UREA	MT.	LAH	36500.00	36500.00	34600.00	0.00	5.49
		FAS	38400.00	37400.00	35600.00	2.67	7.87
		MUL	36600.00	36600.00	35000.00	0.00	4.57
		PSH	37800.00	37000.00	37400.00	2.16	1.07
3461102. KISAN UREA	MT.	LAH	36500.00	36500.00	34600.00	0.00	5.49
		FAS	37400.00	35200.00	35000.00	6.25	6.86
		MUL	35600.00	36000.00	33200.00	-1.11	7.23
		GUJ	35100.00	35000.00	34500.00	0.29	1.74
		PSH	37000.00	36500.00	36000.00	1.37	2.78
3461401. CALCIUM AMMONIUM NITRATE	MT.	LAH	31000.00	31000.00	29400.00	0.00	5.44
		FAS	31600.00	31000.00	32000.00	1.94	-1.25
		MUL	30800.00	30000.00	30600.00	2.67	0.65
		GUJ	30000.00	30000.00	30000.00	0.00	0.00
		PSH	31000.00	31000.00	30200.00	0.00	2.65
3462101. SINGLE SUPPER PHOSPHATE (GR) 18PC	MT.	LAH	20000.00	20000.00	25400.00	0.00	-21.26
		FAS	20000.00	18000.00	20000.00	11.11	0.00
		MUL	17600.00	20600.00	20500.00	-14.56	-14.15
		GUJ	18000.00	18000.00	21500.00	0.00	-16.28
		PSH	20000.00	20000.00	23100.00	0.00	-13.42
3462102. SINGLE SUPER PHOSPHATE (PD) 18PC	MT.	LAH	21000.00	21000.00	21000.00	0.00	0.00
		FAS	21950.00	21950.00	21950.00	0.00	0.00
		MUL	21900.00	21900.00	21900.00	0.00	0.00

Contd.

7.10 Intercity Wholesale Prices of Selected Commodities

Group/Commodity/Item Specification	Unit	City	Prices (Rs.)			% Change in July,2014	
						Over	
			July, 2014	June, 2014	July, 2013	June, 14	July, 13
3462103. TRIPLE SUPER PHOSPHATE (GR)	MT.	GUJ	22000.00	22000.00	22000.00	0.00	0.00
		PSH	25100.00	25100.00	25100.00	0.00	0.00
		LAH	61750.00	61750.00	61750.00	0.00	0.00
		FAS	61850.00	61850.00	61850.00	0.00	0.00
		MUL	62050.00	62050.00	62050.00	0.00	0.00
3463201. SULPHATE OF POTASH	MT.	GUJ	66000.00	66000.00	70000.00	0.00	-5.71
		PSH	60000.00	60000.00	60000.00	0.00	0.00
		LAH	97000.00	97000.00	79400.00	0.00	22.17
		MUL	83600.00	83600.00	81500.00	0.00	2.58
		KSR	97000.00	97000.00	83200.00	0.00	16.59
3464101. NITRO PHOSPHATE	MT.	LAH	48800.00	48800.00	50000.00	0.00	-2.40
		FAS	50800.00	52000.00	55000.00	-2.31	-7.64
		MUL	48600.00	50000.00	53600.00	-2.80	-9.33
		GUJ	50000.00	50000.00	52800.00	0.00	-5.30
		PSH	49000.00	50000.00	55000.00	-2.00	-10.91
3464201. DIA-AMMONIUM PHOSPHATE	MT.	LAH	73000.00	73000.00	80000.00	0.00	-8.75
		FAS	70400.00	70000.00	78000.00	0.57	-9.74
		MUL	68600.00	69600.00	77500.00	-1.44	-11.48
		GUJ	69000.00	69000.00	77000.00	0.00	-10.39
		PSH	70000.00	70000.00	78000.00	0.00	-10.26
3464401. NITROGEN PHOSPHATE AND POTACIUM(NPK)	MT.	LAH	63000.00	63000.00	64000.00	0.00	-1.56
		GUJ	59000.00	57000.00	64000.00	3.51	-7.81
		SAR	58900.00	58860.00	62920.00	0.07	-6.39
		HYD	61680.00	61680.00	61760.00	0.00	-0.13
080. Pesticides							
3466101. THIODAN 35 EC(AGRICULTURE) 1 LTR	BOTTLE	LAH	580.00	580.00	580.00	0.00	0.00
		FAS	1050.00	1050.00	960.00	0.00	9.38
		MUL	1150.00	850.00	600.00	35.29	91.67
		SAR	875.00	875.00	750.00	0.00	16.67
		GJT	500.00	500.00	500.00	0.00	0.00
		HYD	750.00	750.00	750.00	0.00	0.00
		MPK	600.00	600.00	600.00	0.00	0.00
3466102. DURSBAN TC(TERMITICIDE CONC.)	BOTTLE	LAH	1050.00	1050.00	1050.00	0.00	0.00
		FAS	1265.00	1265.00	1265.00	0.00	0.00
		MUL	1550.00	1550.00	1450.00	0.00	6.90
		SAR	1000.00	1000.00	1000.00	0.00	0.00
3466103. SARSABZ (VEGETABLES) 1 LTR.	BOTTLE	LAH	210.00	210.00	210.00	0.00	0.00
		FAS	360.00	360.00	360.00	0.00	0.00
		MUL	600.00	600.00	160.00	0.00	275.00
		SAR	250.00	250.00	250.00	0.00	0.00
		GJT	400.00	400.00	400.00	0.00	0.00
3466104. MALATHION (ALL ANIMALS) 1 LTR.	BOTTLE	LAH	470.00	470.00	470.00	0.00	0.00
		FAS	1300.00	980.00	980.00	32.65	32.65
		GUJ	800.00	800.00	650.00	0.00	23.08
		GJT	800.00	800.00	650.00	0.00	23.08
081. Insecticides							
3471001. L-D POLYTHYLENE	LB.	KAR	104.63	104.63	86.88	0.00	20.43
3473001. POLYSTRENE GP.	55 LB.	KAR	6318.00	6318.00	3691.00	0.00	71.17
082. Paints & Varnishes							
3511001. SYN CLEAR VARNISH (BUXLYS)	3 LTR.	LAH	1050.00	1050.00	850.00	0.00	23.53
		KAR	1020.00	1020.00	1020.00	0.00	0.00

Contd.

7.10 Intercity Wholesale Prices of Selected Commodities

Group/Commodity/Item Specification	Unit	City	Prices (Rs.)			% Change in July,2014	
						Over	
			July, 2014	June, 2014	July, 2013	June, 14	July, 13
3511002. SYN CLEAR VARNISH (BERGER)	3 LTR.	LAH	1150.00	1150.00	890.00	0.00	29.21
		KAR	1210.00	1210.00	1210.00	0.00	0.00
3511003. SYN ENAMEL VIP (BERGER)	3.6 LTR	LAH	1700.00	1700.00	1575.00	0.00	7.94
		RAW	1285.00	1285.00	1107.50	0.00	16.03
		KAR	1440.00	1440.00	1440.00	0.00	0.00
3511004. SYN ENAMEL 413 (BUXLYS)	3.6 LTR	LAH	1370.00	1370.00	1260.00	0.00	8.73
		RAW	1265.00	1265.00	1112.50	0.00	13.71
		KAR	1440.00	1440.00	1440.00	0.00	0.00
3511005. VIP PLASTIC EMULSION (BERGER)	4 LTR.	LAH	1750.00	1750.00	1425.00	0.00	22.81
		RAW	1515.00	1515.00	1337.50	0.00	13.27
		KAR	1000.00	1000.00	850.00	0.00	17.65
3511006. PLASTIC BOUND DISTEMPER(BUXLYS)	6 KG.	LAH	1210.00	1210.00	1210.00	0.00	0.00
		RAW	955.00	955.00	812.50	0.00	17.54
		KAR	950.00	950.00	760.00	0.00	25.00
3511007. ICI PLASTIC EMULSION	4 LTR	LAH	1800.00	1800.00	1460.00	0.00	23.29
		RAW	1675.00	1675.00	1450.00	0.00	15.52
		KAR	1620.00	1620.00	1620.00	0.00	0.00
083. Medicines							
3526001. PANADOL TAB. (200)	PACKET	LAH	153.00	153.00	153.00	0.00	0.00
		RAW	165.00	165.00	165.00	0.00	0.00
		MUL	153.00	153.00	153.00	0.00	0.00
		KAR	165.00	165.00	187.20	0.00	-11.86
		MPK	153.00	153.00	153.00	0.00	0.00
		PSH	160.00	160.00	155.00	0.00	3.23
		QTA	180.00	180.00	180.00	0.00	0.00
3526002. DISPRIN TAB. (600)	PACKET	LAH	525.00	525.00	525.00	0.00	0.00
		RAW	372.50	372.50	372.50	0.00	0.00
		MUL	510.00	510.00	510.00	0.00	0.00
		KAR	459.00	459.00	459.00	0.00	0.00
		MPK	360.00	360.00	360.00	0.00	0.00
		PSH	516.00	516.00	516.00	0.00	0.00
		QTA	440.00	440.00	440.00	0.00	0.00
3526003. FLAGYL TAB. (200)	PACKET	LAH	170.00	170.00	170.00	0.00	0.00
		RAW	255.00	255.00	255.00	0.00	0.00
		MUL	270.00	270.00	255.00	0.00	5.88
		KAR	260.00	260.00	260.00	0.00	0.00
		MPK	260.00	260.00	260.00	0.00	0.00
		PSH	283.00	172.00	172.00	64.53	64.53
		QTA	180.00	180.00	170.00	0.00	5.88
3526004. VENTOLIN TAB.(100)	PACKET	LAH	82.00	82.00	73.10	0.00	12.18
		RAW	73.00	73.00	73.00	0.00	0.00
		MUL	121.00	121.00	105.20	0.00	15.02
		KAR	86.53	86.53	86.53	0.00	0.00
		MPK	73.20	73.20	73.20	0.00	0.00
		PSH	72.00	72.00	74.00	0.00	-2.70
		QTA	73.20	73.20	73.20	0.00	0.00
3526005. DAONIL TAB. (60)	PACKET	LAH	75.12	75.12	75.12	0.00	0.00
		RAW	86.50	86.50	75.00	0.00	15.33
		MUL	86.31	86.31	75.05	0.00	15.00
		KAR	88.00	88.00	88.00	0.00	0.00
		MPK	76.00	76.00	76.00	0.00	0.00

Contd.

7.10 Intercity Wholesale Prices of Selected Commodities

Group/Commodity/Item Specification	Unit	City	Prices (Rs.)			% Change in July,2014	
						Over	
			July, 2014	June, 2014	July, 2013	June, 14	July, 13
3526006. ENTOX TAB. (100)	PACKET	PSH	87.32	87.32	78.00	0.00	11.95
		QTA	88.00	88.00	88.00	0.00	0.00
		LAH	87.50	87.50	87.50	0.00	0.00
		RAW	73.00	73.00	73.00	0.00	0.00
		MUL	85.00	85.00	85.00	0.00	0.00
		KAR	100.00	100.00	100.00	0.00	0.00
		MPK	85.00	85.00	85.00	0.00	0.00
3526007. CALCIUM TAB. 1000 SANDOZ	06 BOTT	PSH	86.00	86.00	86.00	0.00	0.00
		QTA	85.00	85.00	85.00	0.00	0.00
		LAH	622.00	622.00	622.00	0.00	0.00
		RAW	620.00	620.00	620.00	0.00	0.00
		MUL	622.20	622.20	622.20	0.00	0.00
		KAR	732.00	732.00	732.00	0.00	0.00
		MPK	520.00	520.00	520.00	0.00	0.00
3526008. RENITEC TAB. 5 MG. (20)	PACKET	PSH	630.00	630.00	630.00	0.00	0.00
		QTA	425.00	425.00	425.00	0.00	0.00
		LAH	87.56	87.56	87.56	0.00	0.00
		RAW	99.50	99.50	90.00	0.00	10.56
		MUL	99.45	99.45	87.50	0.00	13.66
		KAR	100.00	100.00	100.00	0.00	0.00
		MPK	88.00	88.00	88.00	0.00	0.00
3526009. CARMINA (150 TABLETS)	06 BOTT	PSH	105.30	105.30	87.30	0.00	20.62
		QTA	87.00	87.00	87.00	0.00	0.00
		LAH	150.00	150.00	150.00	0.00	0.00
		RAW	120.00	120.00	120.00	0.00	0.00
		MUL	153.00	153.00	150.00	0.00	2.00
		KAR	180.00	180.00	156.00	0.00	15.38
		PSH	120.00	120.00	120.00	0.00	0.00
3526010. SUALIN (250 TAB.) STRIP	EACH	LAH	68.75	68.75	68.75	0.00	0.00
		RAW	78.00	78.00	78.00	0.00	0.00
		KAR	132.00	132.00	132.00	0.00	0.00
		PSH	150.00	150.00	150.00	0.00	0.00
3526011. SANCOS SYRUP 60 MG.	06 BOTT	LAH	331.50	331.50	331.50	0.00	0.00
		RAW	137.00	137.00	137.00	0.00	0.00
		MUL	280.50	280.50	280.50	0.00	0.00
		KAR	156.00	156.00	156.00	0.00	0.00
		MPK	285.00	285.00	285.00	0.00	0.00
		PSH	300.00	300.00	300.00	0.00	0.00
		QTA	275.00	275.00	275.00	0.00	0.00
3526012. PHENRGONE SYRUP 120 MG	06 BOTT	LAH	179.66	179.66	179.66	0.00	0.00
		RAW	168.00	168.00	142.00	0.00	18.31
		MUL	168.00	153.00	153.00	9.80	9.80
		KAR	198.00	198.00	198.00	0.00	0.00
		MPK	170.00	170.00	170.00	0.00	0.00
		PSH	170.28	170.28	170.00	0.00	0.16
		QTA	195.00	195.00	195.00	0.00	0.00
3526013. CALPOL SYRUP	06 BOTT	LAH	135.00	135.00	135.00	0.00	0.00
		RAW	132.00	132.00	132.00	0.00	0.00
		MUL	127.50	127.50	127.50	0.00	0.00
		KAR	150.00	150.00	150.00	0.00	0.00

Contd.

7.10 Intercity Wholesale Prices of Selected Commodities

Group/Commodity/Item Specification	Unit	City	Prices (Rs.)			% Change in July,2014	
						Over	
			July, 2014	June, 2014	July, 2013	June, 14	July, 13
3526014. HYDERLIN SYRUP	06 BOTT	MPK	214.20	214.20	129.00	0.00	66.05
		PSH	144.48	144.48	129.00	0.00	12.00
		QTA	125.00	125.00	125.00	0.00	0.00
		LAH	300.90	300.90	300.90	0.00	0.00
		RAW	158.00	158.00	158.00	0.00	0.00
		MUL	300.90	300.90	300.90	0.00	0.00
		KAR	312.00	312.00	312.00	0.00	0.00
		MPK	312.00	312.00	312.00	0.00	0.00
3526015. SAFI HAMDARD 100 ML	06 BOTT	PSH	305.00	305.00	305.00	0.00	0.00
		QTA	300.90	300.90	300.90	0.00	0.00
		LAH	228.00	228.00	228.00	0.00	0.00
		RAW	216.00	216.00	216.00	0.00	0.00
		MUL	210.00	210.00	210.00	0.00	0.00
		KAR	276.00	276.00	255.00	0.00	8.24
		PSH	240.00	240.00	240.00	0.00	0.00
		QTA	193.00	193.00	193.00	0.00	0.00
3526016. HONEY TUBE (HAMDARD)	06 TUBE	LAH	204.00	204.00	204.00	0.00	0.00
		KAR	552.00	552.00	510.00	0.00	8.24
		MPK	516.00	516.00	516.00	0.00	0.00
		PSH	480.00	480.00	480.00	0.00	0.00
		QTA	534.00	185.00	185.00	188.65	188.65
3526017. BETNOVATE-N OINTMENT	06 TUBE	LAH	153.12	153.12	153.12	0.00	0.00
		RAW	148.00	148.00	148.00	0.00	0.00
		MUL	147.90	147.90	147.90	0.00	0.00
		KAR	168.00	168.00	148.00	0.00	13.51
		MPK	156.00	156.00	156.00	0.00	0.00
		PSH	150.00	150.00	150.00	0.00	0.00
		QTA	162.00	162.00	162.00	0.00	0.00
		LAH	85.08	85.08	85.08	0.00	0.00
3526018. BURNOL	06 TUBE	RAW	82.00	82.00	82.00	0.00	0.00
		MUL	82.00	81.60	81.60	0.49	0.49
		KAR	96.00	96.00	96.00	0.00	0.00
		MPK	81.60	81.60	81.60	0.00	0.00
		PSH	87.00	87.00	87.00	0.00	0.00
		QTA	81.00	81.00	81.00	0.00	0.00
		LAH	110.00	110.00	108.00	0.00	1.85
		RAW	163.50	163.50	163.50	0.00	0.00
3526019. O.R.S.FLAVOURED (SEARLE)	DOZEN	MUL	173.40	173.40	153.80	0.00	12.74
		KAR	174.00	174.00	137.70	0.00	26.36
		PSH	154.80	154.80	200.00	0.00	-22.60
		QTA	350.00	350.00	350.00	0.00	0.00
		LAH	276.00	59.00	46.92	367.80	488.24
		MUL	216.00	216.00	62.40	0.00	246.15
3526020. JOSHANDA HAMDARD	DOZEN	KAR	264.00	264.00	220.00	0.00	20.00
		MPK	123.84	123.84	123.84	0.00	0.00
		PSH	60.00	58.00	48.00	3.45	25.00
		QTA	221.00	221.00	85.00	0.00	160.00
		LAH	39.00	39.00	39.00	0.00	0.00
3526021. COTTON BANDAGE 2" SIZE	06 NO.S	RAW	48.00	48.00	48.00	0.00	0.00

Contd.

7.10 Intercity Wholesale Prices of Selected Commodities

Group/Commodity/Item Specification	Unit	City	Prices (Rs.)			% Change in July,2014	
						Over	
			July, 2014	June, 2014	July, 2013	June, 14	July, 13
		MUL	24.00	24.00	24.00	0.00	0.00
		KAR	30.00	30.00	28.50	0.00	5.26
		MPK	54.00	54.00	54.00	0.00	0.00
		PSH	22.00	22.00	22.00	0.00	0.00
084. Soaps & Detergents							
3532101. LIFE BOUY SOAP (125 GM.)	DOZ.	LAH	401.00	401.00	365.00	0.00	9.86
		RAW	377.50	377.50	377.50	0.00	0.00
		KSR	401.00	401.00	365.00	0.00	9.86
		KAR	396.00	396.00	396.00	0.00	0.00
		PSH	420.00	420.00	390.00	0.00	7.69
		QTA	370.00	370.00	360.00	0.00	2.78
3532102. LUX-STD. (70 GM.)	DOZ.	LAH	383.00	383.00	375.00	0.00	2.13
		RAW	361.00	361.00	361.00	0.00	0.00
		KAR	384.00	384.00	360.00	0.00	6.67
		PSH	380.00	380.00	330.00	0.00	15.15
		QTA	330.00	330.00	330.00	0.00	0.00
3532201. SUPER ACTIVE SURF (130 GM.)	DOZ.	LAH	230.00	230.00	228.00	0.00	0.88
		MUL	229.16	229.16	229.16	0.00	0.00
		KAR	232.00	232.00	232.00	0.00	0.00
		SKR	248.88	248.88	229.20	0.00	8.59
3532202. ARIEL (100 GM)	DOZ.	LAH	230.00	230.00	0.00	0.00	-----
		GUJ	228.00	228.00	228.00	0.00	0.00
		KAR	156.00	156.00	156.00	0.00	0.00
		MPK	180.00	180.00	180.00	0.00	0.00
3532203. VIM DETERGENT POLY BAG (1000 G.)	DOZ.	LAH	750.00	750.00	630.00	0.00	19.05
		RAW	645.00	645.00	595.00	0.00	8.40
		KAR	540.00	540.00	540.00	0.00	0.00
		SKR	840.00	840.00	588.89	0.00	42.64
		PSH	680.00	680.00	648.00	0.00	4.94
		MING	516.00	516.00	516.00	0.00	0.00
		QTA	486.00	486.00	486.00	0.00	0.00
3532204. MAXIMUM POWER BRITE POLYBAG(400GM)	DOZ.	LAH	1404.00	1404.00	880.00	0.00	59.55
		RAW	862.50	862.50	862.50	0.00	0.00
		KAR	1020.00	1020.00	1020.00	0.00	0.00
		MPK	1416.00	1416.00	1200.00	0.00	18.00
		PSH	1325.00	1325.00	1325.00	0.00	0.00
3532205. EXPRESS DETERGENT(1000GM)	DOZ.	KAR	1128.00	1128.00	1128.00	0.00	0.00
3532206. WASHING SOAP BETA/SUFI/GUY	DOZ.	LAH	5720.00	5720.00	5580.00	0.00	2.51
		RAW	3825.00	3825.00	3625.00	0.00	5.52
		KSR	5580.00	5580.00	5580.00	0.00	0.00
		SKR	5700.00	5700.00	5280.00	0.00	7.95
		PSH	6100.00	6100.00	5250.00	0.00	16.19
3532207. WASHING SOAP NYLON 101 CAKE	DOZ.	LAH	269.00	269.00	269.00	0.00	0.00
		RAW	237.50	237.50	227.50	0.00	4.40
		SAR	432.00	432.00	432.00	0.00	0.00
		BNU	190.00	190.00	180.00	0.00	5.56
		QTA	300.00	300.00	300.00	0.00	0.00
3532301. TOOTHPASTE MACLEAN'S (LARGE SIZE)	DOZ.	RAW	575.00	575.00	575.00	0.00	0.00
		KAR	1080.00	1080.00	1080.00	0.00	0.00
3532302. TOOTHPASTE FARHAN'S (STD. SIZE)	DOZ.	KAR	492.00	492.00	492.00	0.00	0.00
3532303. TALC SAMSOL/SWISS MISS (STD.SIZE)	DOZ.	RAW	565.00	565.00	565.00	0.00	0.00
		KAR	1092.00	1092.00	1092.00	0.00	0.00

Contd.

7.10 Intercity Wholesale Prices of Selected Commodities

Group/Commodity/Item Specification	Unit	City	Prices (Rs.)			% Change in July,2014	
						Over	
			July, 2014	June, 2014	July, 2013	June, 14	July, 13
3532304. PONDS COLD CREAM (MED SIZE.)	DOZ.	LAH	1200.00	1200.00	1200.00	0.00	0.00
		RAW	1127.50	1127.50	1067.50	0.00	5.62
		KAR	1109.00	1109.00	1105.00	0.00	0.36
3532305. PONDS VANISHING CREAM (MED SIZE)	DOZ.	LAH	2450.00	2450.00	2450.00	0.00	0.00
		RAW	1127.50	1127.50	1067.50	0.00	5.62
		KAR	1009.00	1009.00	1004.00	0.00	0.50
3532306. ADMIRAL SHAVING CREAM (MED.SIZE)	DOZ.	LAH	564.00	564.00	564.00	0.00	0.00
		RAW	625.00	625.00	605.00	0.00	3.31
		KAR	600.00	600.00	600.00	0.00	0.00
3532307. HAIR BRYL CREAM (MED. SIZE).	DOZ.	RAW	1125.00	1125.00	1125.00	0.00	0.00
		KAR	940.00	940.00	940.00	0.00	0.00
3532308. JOHNSON'S BABY POWDER/MOTHER CARE	DOZ.	KAR	730.00	730.00	730.00	0.00	0.00
3532309. SUN SILK SHAMPOO LOCAL 10 ML.	DOZ.	RAW	51.00	51.00	51.00	0.00	0.00
		KAR	55.00	55.00	58.00	0.00	-5.17
085. Auto Tyres							
3611101. AUTO TYRE GEN/SUZ/ALTO/MEHRAN	EACH	LAH	2700.00	2700.00	2700.00	0.00	0.00
		RAW	2975.00	2975.00	2975.00	0.00	0.00
		KAR	2850.00	2850.00	1650.00	0.00	72.73
3611201. MOTOR CYCLE TYRE YAMAHA-100	EACH	LAH	1280.00	1280.00	1280.00	0.00	0.00
		RAW	962.50	962.50	962.50	0.00	0.00
		KAR	1200.00	1200.00	1200.00	0.00	0.00
3611202. MOTOR CYCLE TYRE HONDA CD-70	EACH	LAH	860.00	860.00	860.00	0.00	0.00
		RAW	962.50	962.50	962.50	0.00	0.00
		KAR	1200.00	1200.00	1200.00	0.00	0.00
3611203. MOTOR CYCLE TYRE SUZUKI 80 CC.	EACH	LAH	960.00	960.00	960.00	0.00	0.00
		RAW	937.50	937.50	937.50	0.00	0.00
		KAR	1200.00	1200.00	1200.00	0.00	0.00
3611204. CYCLE TYRE SERVIS (28x1/2")	EACH	LAH	250.00	250.00	250.00	0.00	0.00
		KAR	200.00	200.00	200.00	0.00	0.00
3611205. CYCLE TYRE DIAMOND (28x1/2")	EACH	LAH	300.00	300.00	300.00	0.00	0.00
		RAW	287.50	287.50	265.00	0.00	8.49
		KAR	200.00	200.00	200.00	0.00	0.00
3611401. AUTO TUBE GEN/SUZ/ALTO/MEHRAN	EACH	LAH	270.00	270.00	270.00	0.00	0.00
		RAW	295.00	295.00	295.00	0.00	0.00
		KAR	322.50	322.50	322.50	0.00	0.00
3611402. MOTOR CYCLE TUBE YAMAHA-100	EACH	LAH	185.00	185.00	185.00	0.00	0.00
		RAW	192.50	192.50	192.50	0.00	0.00
		KAR	257.50	257.50	247.50	0.00	4.04
3611403. MOTOR CYCLE TUBE HONDA CD-70	EACH	LAH	175.00	175.00	175.00	0.00	0.00
		RAW	192.50	192.50	192.50	0.00	0.00
		KAR	257.50	257.50	247.50	0.00	4.04
3611404. MOTOR CYCLE TUBE SUZUKI 80 CC.	EACH	LAH	195.00	195.00	195.00	0.00	0.00
		KAR	252.50	252.50	247.50	0.00	2.02
3611405. CYCLE TUBES SERVIS (28x1/2)	EACH	LAH	105.00	105.00	105.00	0.00	0.00
		KAR	130.00	130.00	130.00	0.00	0.00
3611406. CYCLE TUBES DIAMOND (28x1/2)	EACH	LAH	115.00	115.00	115.00	0.00	0.00
		RAW	92.50	92.50	92.50	0.00	0.00
		KAR	125.00	125.00	125.00	0.00	0.00
086. Plastic Products							
3694001. WATER COOLER 9 LTR.	EACH	LAH	360.00	360.00	360.00	0.00	0.00
		KAR	380.00	380.00	372.50	0.00	2.01

Contd.

7.10 Intercity Wholesale Prices of Selected Commodities

Group/Commodity/Item Specification	Unit	City	Prices (Rs.)			% Change in July,2014	
						Over	
			July, 2014	June, 2014	July, 2013	June, 14	July, 13
3694002. BUCKET MED. SIZE	EACH	PSH	450.00	450.00	450.00	0.00	0.00
		QTA	410.00	410.00	410.00	0.00	0.00
		LAH	245.00	245.00	245.00	0.00	0.00
		GUJ	225.00	225.00	225.00	0.00	0.00
		GJT	220.00	220.00	220.00	0.00	0.00
		KAR	270.00	270.00	260.00	0.00	3.85
3694003. DINNER SET PLASTIC 42/48/52 PIECES	EACH	PSH	355.00	355.00	320.00	0.00	10.94
		QTA	235.00	235.00	235.00	0.00	0.00
		LAH	1975.00	1975.00	1625.00	0.00	21.54
		RAW	4600.00	4600.00	3550.00	0.00	29.58
		MUL	2450.00	2450.00	2350.00	0.00	4.26
		KAR	1925.00	1925.00	1775.00	0.00	8.45
3694004. HOT POT PLASTIC 3 PIECES	EACH	PSH	1700.00	1700.00	1300.00	0.00	30.77
		MNG	3000.00	3000.00	2500.00	0.00	20.00
		LAH	1225.00	1225.00	1125.00	0.00	8.89
		SKT	660.00	660.00	660.00	0.00	0.00
		KAR	772.50	772.50	760.50	0.00	1.58
		PSH	975.00	975.00	875.00	0.00	11.43
3694005. THERMOS STARVAC 1 LTR.	EACH	QTA	830.00	830.00	830.00	0.00	0.00
		LAH	315.00	315.00	315.00	0.00	0.00
		GUJ	400.00	400.00	400.00	0.00	0.00
		KAR	420.00	420.00	420.00	0.00	0.00
087. Glass sheets							
3711401. PL. GLASS SHEET 3 MM ABOVE 1 SQ.M	SQ.MTR.	QTA	300.00	300.00	300.00	0.00	0.00
		LAH	335.00	335.00	335.00	0.00	0.00
		RAW	325.00	325.00	287.50	0.00	13.04
		KAR	435.00	435.00	430.00	0.00	1.16
3711402. FIG.GLASS SHEET ABOVE 1 SQ.M	SQ.MTR.	PSH	425.00	425.00	425.00	0.00	0.00
		LAH	247.50	247.50	247.50	0.00	0.00
		RAW	285.00	285.00	232.50	0.00	22.58
		KAR	465.00	465.00	455.00	0.00	2.20
088. Other Glass Articles							
3719101. JAR 4 LTR. LOCAL/FANCY/SILKY	DOZ.	PSH	968.00	968.00	968.00	0.00	0.00
		RAW	887.50	887.50	737.50	0.00	20.34
3719301. TUMBLER 200 ML. FANCY (OMROC)	DOZ.	KAR	710.00	710.00	710.00	0.00	0.00
		RAW	310.00	310.00	282.50	0.00	9.73
3719302. JUG DIAMOND 1.2 LTR. FANCY (OMROC)	DOZ.	KAR	575.00	575.00	575.00	0.00	0.00
		LAH	1450.00	1450.00	1320.00	0.00	9.85
		RAW	1337.50	1337.50	1175.00	0.00	13.83
3719303. TEA CUP SAUCER WHITE	DOZ.	KAR	1730.00	1730.00	1730.00	0.00	0.00
		LAH	450.00	450.00	380.00	0.00	18.42
		RAW	887.50	887.50	787.50	0.00	12.70
089. Ceramics & Sanitary Fixture							
3721001. EUROPEAN W/C (02/03) STD WHITE	EACH	LAH	535.00	535.00	535.00	0.00	0.00
		RAW	1400.00	1400.00	1200.00	0.00	16.67
		GJT	1175.00	1175.00	1025.00	0.00	14.63
		KAR	1400.00	2450.00	1850.00	-42.86	-24.32
		PSH	800.00	800.00	800.00	0.00	0.00
3721002. EUROPEAN W.C. (02/03)STD COLOUR	EACH	PSH	4100.00	4100.00	3000.00	0.00	36.67
		LAH	1500.00	1500.00	1400.00	0.00	7.14
		RAW	1275.00	1275.00	1125.00	0.00	13.33

Contd.

7.10 Intercity Wholesale Prices of Selected Commodities

Group/Commodity/Item Specification	Unit	City	Prices (Rs.)			% Change in July,2014	
						Over	
			July, 2014	June, 2014	July, 2013	June, 14	July, 13
3721003. ASIAN W.C. WHITE 18/22"	EACH	GJT	1600.00	2650.00	1950.00	-39.62	-17.95
		KAR	820.00	820.00	820.00	0.00	0.00
		LAH	1250.00	1250.00	1100.00	0.00	13.64
		RAW	1275.00	1275.00	1125.00	0.00	13.33
		GJT	1250.00	1250.00	825.00	0.00	51.52
3721004. ASIAN W.C. WHITE 15/22"	EACH	KAR	575.00	575.00	360.00	0.00	59.72
		PSH	1050.00	1050.00	880.00	0.00	19.32
		LAH	1150.00	925.00	825.00	24.32	39.39
		RAW	1187.50	1187.50	1025.00	0.00	15.85
		GJT	1050.00	1050.00	675.00	0.00	55.56
3721005. ASIAN W.C. COLOURED 18/22"	EACH	KAR	530.00	530.00	400.00	0.00	32.50
		PSH	900.00	900.00	850.00	0.00	5.88
		LAH	1700.00	1100.00	987.50	54.55	72.15
		RAW	1475.00	1475.00	1325.00	0.00	11.32
		GUJ	1850.00	1850.00	1200.00	0.00	54.17
3721006. ASIAN W.C. COLOURED 15/22"	EACH	GJT	1450.00	1450.00	875.00	0.00	65.71
		KAR	675.00	675.00	420.00	0.00	60.71
		PSH	980.00	980.00	950.00	0.00	3.16
		LAH	1250.00	950.00	825.00	31.58	51.52
		RAW	1275.00	1275.00	1125.00	0.00	13.33
3721007. WASH BASIN 50 CM WHITE STD.	EACH	GUJ	1700.00	1700.00	1100.00	0.00	54.55
		GJT	1250.00	1250.00	725.00	0.00	72.41
		KAR	625.00	625.00	550.00	0.00	13.64
		PSH	870.00	870.00	820.00	0.00	6.10
		LAH	1300.00	1050.00	862.50	23.81	50.72
3721008. WASH BASIN 50 CM LIGHT COLOUR	EACH	RAW	1275.00	1275.00	1125.00	0.00	13.33
		GJT	1350.00	1350.00	850.00	0.00	58.82
		KAR	770.00	770.00	627.50	0.00	22.71
		PSH	1480.00	1480.00	1400.00	0.00	5.71
		LAH	1300.00	1050.00	962.50	23.81	35.06
3721009. SINK STAINLESS STEEL(KIT.)MED.SIZE	EACH	RAW	1375.00	1375.00	1175.00	0.00	17.02
		GJT	1150.00	1150.00	750.00	0.00	53.33
		KAR	880.00	880.00	645.00	0.00	36.43
		PSH	1550.00	1550.00	1550.00	0.00	0.00
		LAH	1250.00	1100.00	975.00	13.64	28.21
090. Bricks, Blocks & Tiles	1000	RAW	2475.00	2475.00	2175.00	0.00	13.79
		GUJ	1400.00	1400.00	1200.00	0.00	16.67
		KAR	1265.00	1265.00	1200.00	0.00	5.42
		PSH	1400.00	1400.00	1400.00	0.00	0.00
		LAH	7750.00	7450.00	6900.00	4.03	12.32
3732001. BRICKS	1000	RAW	6875.00	6875.00	6050.00	0.00	13.64
		GJT	7000.00	7000.00	6000.00	0.00	16.67
		KSR	7850.00	7250.00	6800.00	8.28	15.44
		HYD	4800.00	4800.00	4800.00	0.00	0.00
		SKR	5000.00	5000.00	5500.00	0.00	-9.09
3732002. CEMENT BLOCKS	1000	PSH	7500.00	7500.00	6550.00	0.00	14.50
		BNU	6000.00	6000.00	5400.00	0.00	11.11
		QTA	6250.00	6250.00	6250.00	0.00	0.00
		KAR	19600.00	19600.00	18500.00	0.00	5.95
		LAH	525.00	525.00	412.50	0.00	27.27
3732003. TILES PLAIN WHITE 8 X 10"	SQ.MTR	RAW	490.00	490.00	432.50	0.00	13.29

Contd.

7.10 Intercity Wholesale Prices of Selected Commodities

Group/Commodity/Item Specification	Unit	City	Prices (Rs.)			% Change in July,2014	
						Over	
			July, 2014	June, 2014	July, 2013	June, 14	July, 13
3732004. TILES PLAIN COLOURED 8 X 10"	SQ.MTR	MUL	750.00	750.00	650.00	0.00	15.38
		KAR	492.50	492.50	487.50	0.00	1.03
		LAH	555.00	555.00	550.00	0.00	0.91
		RAW	590.00	590.00	527.50	0.00	11.85
		MUL	825.00	825.00	700.00	0.00	17.86
		KAR	552.50	552.50	535.00	0.00	3.27
091. Cement							
3744001. CEMENT JAVEDAN (EX-FACTORY)	MT.	KAR	8460.00	8460.00	8460.00	0.00	0.00
3744002. CEMENT WHITE	MT.	LAH	18350.00	18350.00	18250.00	0.00	0.55
		RAW	18100.00	18100.00	17900.00	0.00	1.12
		KAR	18500.00	18500.00	18500.00	0.00	0.00
		SKR	20000.00	20000.00	18750.00	0.00	6.67
3744003. SULP. RESISTING CEMENT(JAVEDAN)	MT.	KAR	9158.00	9158.00	9158.00	0.00	0.00
3744004. D.G. CEMENT (EX-FACTORY)	MT	LAH	9093.00	9093.00	7696.00	0.00	18.15
3744005. LUCKY CEMENT (EX-FACTORY)	MT	KAR	10010.00	10010.00	9010.00	0.00	11.10
3744006. FAUJI CEMENT(EX-FACTORY)	MT	RAW	8815.00	8815.00	8747.00	0.00	0.78
092. Bed Foam							
3815001. BED FOAM	EACH	LAH	3500.00	3500.00	3300.00	0.00	6.06
		RAW	4225.00	4225.00	3825.00	0.00	10.46
		GUJ	3000.00	3000.00	2825.00	0.00	6.19
		KAR	2600.00	2600.00	2600.00	0.00	0.00
		QTA	3200.00	3200.00	3200.00	0.00	0.00
3815002. BED FOAM COMMANDER 6.5" X 6" X5"	EACH	LAH	5200.00	5200.00	5200.00	0.00	0.00
		FAS	6900.00	6900.00	6900.00	0.00	0.00
		RAW	6225.00	6225.00	5750.00	0.00	8.26
		GJT	7600.00	7600.00	6800.00	0.00	11.76
		KAR	6000.00	6000.00	6000.00	0.00	0.00
		HYD	5950.00	5950.00	5950.00	0.00	0.00
093. Matches							
3899801. MATCHES (70-75 STICKS) 10 BOXES	PACKET	LAH	9.60	9.60	9.60	0.00	0.00
		RAW	9.40	9.40	9.40	0.00	0.00
		KAR	15.00	15.00	15.00	0.00	0.00
		SKR	15.00	15.00	15.00	0.00	0.00
		PSH	10.00	10.00	10.00	0.00	0.00
5. Metal Product, Machinery & Equipment							
094. Pig Iron							
4111101. PIG IRON	MT.	KAR	40000.00	40000.00	40000.00	0.00	0.00
095. Steel Bar & Sheets							
4126101. M.S. ROUND BAR 1/4"	MT.	LAH	74500.00	72500.00	70250.00	2.76	6.05
		RAW	84500.00	83500.00	77250.00	1.20	9.39
		KAR	76000.00	75000.00	71000.00	1.33	7.04
		HYD	74800.00	73800.00	69800.00	1.36	7.16
		PSH	79000.00	80000.00	76000.00	-1.25	3.95
		QTA	77000.00	77000.00	73000.00	0.00	5.48
4126102. M.S. ROUND BAR 3/8"	MT.	LAH	74500.00	72500.00	68750.00	2.76	8.36
		RAW	84500.00	83500.00	76750.00	1.20	10.10
		KAR	74000.00	73000.00	70000.00	1.37	5.71
		HYD	74800.00	73800.00	69800.00	1.36	7.16
		PSH	82000.00	82000.00	78000.00	0.00	5.13
		QTA	81000.00	81000.00	77000.00	0.00	5.19
4126103. M.S.ROUND BAR 1/2"	MT.	LAH	73500.00	71000.00	69000.00	3.52	6.52
		RAW	83250.00	82250.00	75750.00	1.22	9.90

Contd.

7.10 Intercity Wholesale Prices of Selected Commodities

Group/Commodity/Item Specification	Unit	City	Prices (Rs.)			% Change in July,2014			
						Over			
			July, 2014	June, 2014	July, 2013	June, 14	July, 13		
4126104. M.S. ROUND BAR 1"	MT.	KAR	74000.00	73000.00	69000.00	1.37	7.25		
		HYD	74050.00	73800.00	69800.00	0.34	6.09		
		PSH	81000.00	81000.00	77500.00	0.00	4.52		
		QTA	80000.00	80000.00	76000.00	0.00	5.26		
		LAH	73500.00	71000.00	69250.00	3.52	6.14		
		RAW	83250.00	82250.00	75750.00	1.22	9.90		
		KAR	76000.00	75500.00	72000.00	0.66	5.56		
4126105. M.S.RIBBED BAR 1/2" TO 1"	MT.	PSH	85000.00	85000.00	78000.00	0.00	8.97		
		LAH	74000.00	72000.00	69750.00	2.78	6.09		
		RAW	84250.00	83250.00	76750.00	1.20	9.77		
4126106. M.S.RIBBED BAR 3/8"	MT.	KAR	77000.00	76500.00	71000.00	0.65	8.45		
		LAH	77000.00	75000.00	71750.00	2.67	7.32		
		RAW	83250.00	82250.00	75750.00	1.22	9.90		
4126107. G.P.SHEET CUTTING JAPAN 24-30 BG	MT.	KAR	78000.00	77000.00	72000.00	1.30	8.33		
		LAH	120000.00	115000.00	112500.00	4.35	6.67		
		RAW	92250.00	92250.00	91500.00	0.00	0.82		
		KAR	89000.00	89000.00	90000.00	0.00	-1.11		
4126108. G.S.SHEET 24 G.GALV.	MT.	PSH	112000.00	112000.00	125000.00	0.00	-10.40		
		LAH	130000.00	125000.00	120000.00	4.00	8.33		
		RAW	92250.00	92250.00	91500.00	0.00	0.82		
		KAR	90000.00	90000.00	90000.00	0.00	0.00		
		PSH	115000.00	115000.00	122000.00	0.00	-5.74		
		096. Pipe Fittings							
		4129201. TEE 1/2"	DOZ.	LAH	310.00	310.00	217.50	0.00	42.53
				RAW	387.50	387.50	305.00	0.00	27.05
KAR	332.50			332.50	302.50	0.00	9.92		
QTA	180.00			180.00	180.00	0.00	0.00		
4129202. TEE 3/4"	DOZ.	LAH	405.00	405.00	322.50	0.00	25.58		
		RAW	512.50	512.50	427.50	0.00	19.88		
		KAR	465.00	465.00	430.00	0.00	8.14		
		QTA	320.00	320.00	320.00	0.00	0.00		
4129203. SOCKET 1/2"	DOZ.	LAH	210.00	210.00	137.50	0.00	52.73		
		RAW	337.50	337.50	262.50	0.00	28.57		
		KAR	212.50	212.50	212.50	0.00	0.00		
		QTA	120.00	120.00	120.00	0.00	0.00		
4129204. SOCKET 3/4"	DOZ.	LAH	305.00	305.00	197.50	0.00	54.43		
		RAW	412.50	412.50	315.00	0.00	30.95		
		KAR	275.00	275.00	260.50	0.00	5.57		
		QTA	165.00	165.00	165.00	0.00	0.00		
4129205. UNION 1/2"	DOZ.	LAH	605.00	605.00	522.50	0.00	15.79		
		RAW	712.50	712.50	590.00	0.00	20.76		
		KAR	752.50	752.50	725.00	0.00	3.79		
		QTA	360.00	360.00	360.00	0.00	0.00		
4129206. UNION 3/4"	DOZ.	LAH	705.00	705.00	637.50	0.00	10.59		
		RAW	787.50	787.50	690.00	0.00	14.13		
		KAR	950.00	950.00	915.00	0.00	3.83		
		QTA	300.00	300.00	300.00	0.00	0.00		
4129207. BAND 1/2"	DOZ.	LAH	410.00	410.00	337.50	0.00	21.48		
		RAW	687.50	687.50	562.50	0.00	22.22		
		KAR	545.00	545.00	495.00	0.00	10.10		
		QTA	300.00	300.00	300.00	0.00	0.00		
4129208. BAND 3/4"	DOZ.	LAH	510.00	510.00	442.50	0.00	15.25		
		RAW	712.50	712.50	587.50	0.00	21.28		

Contd.

7.10 Intercity Wholesale Prices of Selected Commodities

Group/Commodity/Item Specification	Unit	City	Prices (Rs.)			% Change in July,2014	
						Over	
			July, 2014	June, 2014	July, 2013	June, 14	July, 13
		KAR	640.00	640.00	610.00	0.00	4.92
		QTA	480.00	480.00	480.00	0.00	0.00
4129209. ELBOW GALV CHINA 1/2"	DOZ.	LAH	235.00	235.00	162.50	0.00	44.62
		RAW	412.50	412.50	322.50	0.00	27.91
		KAR	237.50	237.50	232.50	0.00	2.15
		QTA	165.00	165.00	165.00	0.00	0.00
4129210. ELBOW GALV CHINA 3/4"	DOZ.	LAH	305.00	305.00	222.50	0.00	37.08
		RAW	462.50	462.50	375.00	0.00	23.33
		KAR	347.50	347.50	327.50	0.00	6.11
		QTA	192.00	192.00	192.00	0.00	0.00
097. Steel Products							
4291201. STAINLESS STEEL DEGCHI MED. SIZE	EACH	LAH	500.00	500.00	475.00	0.00	5.26
		GJT	455.00	455.00	455.00	0.00	0.00
		KAR	442.50	442.50	430.00	0.00	2.91
4291202. STAINLESS STEEL TABLE SPOON SUP.	EACH	LAH	300.00	300.00	285.00	0.00	5.26
		GJT	175.00	175.00	175.00	0.00	0.00
		KAR	260.00	260.00	260.00	0.00	0.00
4291203. STAINLESS STEEL PLATE LIGHT	DOZ.	LAH	700.00	700.00	670.00	0.00	4.48
		GJT	500.00	500.00	500.00	0.00	0.00
		KAR	780.00	780.00	772.00	0.00	1.04
4291204. PRESSURE COOKER 4 LTR.	EACH	LAH	1300.00	1300.00	1125.00	0.00	15.56
		GUJ	1000.00	1000.00	950.00	0.00	5.26
		SKT	850.00	850.00	850.00	0.00	0.00
		KAR	1012.50	1012.50	975.00	0.00	3.85
4291401. NEW TREET BLADE ORDINARY	1000	RAW	2375.00	2375.00	2312.50	0.00	2.70
		KAR	2900.00	2900.00	2900.00	0.00	0.00
4291402. TREET SAFETY RAZOR	DOZ.	LAH	1550.00	1550.00	1550.00	0.00	0.00
		KAR	1185.00	1185.00	1185.00	0.00	0.00
4291403. GILLET SAFETY RAZOR	DOZ.	LAH	342.00	342.00	342.00	0.00	0.00
		RAW	391.00	391.00	391.00	0.00	0.00
		KAR	280.00	280.00	350.00	0.00	-20.00
098. Engines & Motors							
4321901. HOLLOW S.MOTOR 326 UP-4.40 HP 46	EACH	LAH	144500.00	144500.00	144500.00	0.00	0.00
099. Vacuum Pumps							
4323001. MULTISTAGE C.PUMPS(PCM 80-3 15 H)	EACH	LAH	77500.00	77500.00	77500.00	0.00	0.00
4323002. MULTISTAGE C.PUMPS PCM 80-5 25 H)	EACH	LAH	109000.00	109000.00	109000.00	0.00	0.00
100. Air Conditioners							
4391201. PEL AIR CONDITONER 1.5 TON	EACH	LAH	27500.00	27500.00	27500.00	0.00	0.00
		RAW	36250.00	36250.00	36250.00	0.00	0.00
		KAR	42000.00	42000.00	42000.00	0.00	0.00
4391202. WAVES AIR CONDITIONER 1.5 TON.	EACH	LAH	30500.00	30500.00	30500.00	0.00	0.00
		RAW	37750.00	37750.00	37750.00	0.00	0.00
		GJT	35000.00	35000.00	35000.00	0.00	0.00
		KAR	41000.00	41000.00	41000.00	0.00	0.00
		HYD	40000.00	40000.00	36000.00	0.00	11.11
		QTA	39200.00	39200.00	39200.00	0.00	0.00
101. Cultivators							
4411201. CULTIVATOR (ORDINARY) 9 TIMES	EACH	GUJ	45000.00	45000.00	38000.00	0.00	18.42
4411202. CULTIVATOR (SPECIAL) 11 TIMES	EACH	GUJ	60000.00	60000.00	49000.00	0.00	22.45
102. Chuff Cutter							
4412301. CHUFF CUTTER	EACH	FAS	7000.00	7000.00	6800.00	0.00	2.94

Contd.

7.10 Intercity Wholesale Prices of Selected Commodities

Group/Commodity/Item Specification	Unit	City	Prices (Rs.)			% Change in July,2014			
						Over			
			July, 2014	June, 2014	July, 2013	June, 14	July, 13		
103. Tractors									
4414101. TRACTOR MF-240	EACH	LAH	754000.00	754000.00	565950.00	0.00	33.23		
4414102. TRACTOR MF-385	EACH	LAH	1223800.00	1223800.00	934322.00	0.00	30.98		
104. Lathe Machines									
4421301. LATHE MACHINE 3' (PAK MADINA)	EACH	LAH	72500.00	72500.00	49000.00	0.00	47.96		
4421302. LATHE MACHINE 4.5' (PAK MADINA)	EACH	LAH	100000.00	100000.00	69000.00	0.00	44.93		
4421303. LATHE MACHINE 6.5' (PAK MADINA)	EACH	LAH	119000.00	119000.00	89500.00	0.00	32.96		
4421304. LATHE MACHINE 10' (PAK MADINA)	EACH	LAH	222500.00	222500.00	182500.00	0.00	21.92		
105. Concrete Mixture									
4444001. CONC.MIXER 7 NTR. 12HP. STAR.ENG	EACH	LAH	140000.00	140000.00	140000.00	0.00	0.00		
4444002. CONC.MIXER 17 NTR. 24HP. STAR.ENG	EACH	LAH	210000.00	210000.00	210000.00	0.00	0.00		
106. Fridge,WashM,SewM,Fans,Iron									
4481101. DAWLANCE 10 CFT. DOUBLE DOOR	EACH	LAH	28000.00	28000.00	24500.00	0.00	14.29		
		RAW	23750.00	23750.00	23750.00	0.00	0.00		
		KAR	31100.00	31100.00	25200.00	0.00	23.41		
4481201. WASHING MACHINE NAT. PAK S.F.	EACH	LAH	5000.00	5000.00	4550.00	0.00	9.89		
		GUJ	5550.00	5550.00	5550.00	0.00	0.00		
		KAR	5000.00	5000.00	4800.00	0.00	4.17		
		QTA	5500.00	5500.00	5500.00	0.00	0.00		
4481202. WASHING MACHINE SINGER S.F.	EACH	LAH	9500.00	9500.00	7650.00	0.00	24.18		
		RAW	9550.00	9550.00	8650.00	0.00	10.40		
		KAR	10600.00	10600.00	10600.00	0.00	0.00		
4481203. WASHING MACHINE DAWLANCE	EACH	LAH	9000.00	9000.00	7400.00	0.00	21.62		
		FAS	8700.00	8700.00	8700.00	0.00	0.00		
		GUJ	9400.00	9400.00	8000.00	0.00	17.50		
		GJT	9400.00	9400.00	7800.00	0.00	20.51		
		KAR	5400.00	5400.00	5200.00	0.00	3.85		
		HYD	9000.00	9000.00	8500.00	0.00	5.88		
		4481204. WASHING MACHINE SUPER ASIA	EACH	LAH	8000.00	7500.00	6300.00	6.67	26.98
		FAS	8800.00	8800.00	8200.00	0.00	7.32		
		KAR	5000.00	5000.00	4900.00	0.00	2.04		
		HYD	6500.00	6500.00	6000.00	0.00	8.33		
		4481401. SEWING MACHINE SINGER B.B. H.O	EACH	LAH	5691.00	5641.00	5300.00	0.89	7.38
		KAR	5860.00	5860.00	5375.00	0.00	9.02		
		4481402. SINGER ZIG ZAG MACHINE	EACH	LAH	13200.00	13200.00	12282.00	0.00	7.47
		KAR	11900.00	11900.00	11900.00	0.00	0.00		
		4481403. SEWING MACHINE SALIKA	EACH	LAH	4500.00	4500.00	4200.00	0.00	7.14
		KAR	5600.00	5600.00	4800.00	0.00	16.67		
		4481501. CEILING FAN MILLAT 48"	EACH	LAH	2300.00	2300.00	2300.00	0.00	0.00
		KAR	2400.00	2400.00	2400.00	0.00	0.00		
		4481502. CEILING FAN PAK 48"	EACH	LAH	2200.00	2200.00	2200.00	0.00	0.00
		GUJ	2400.00	2400.00	2400.00	0.00	0.00		
		KAR	2400.00	2400.00	2400.00	0.00	0.00		
		4481503. CEILING FAN NATIONAL 56"	EACH	LAH	2200.00	2200.00	2000.00	0.00	10.00
		GUJ	2150.00	2150.00	2150.00	0.00	0.00		
		GJT	2300.00	2300.00	2300.00	0.00	0.00		
		KAR	2300.00	2300.00	2300.00	0.00	0.00		
		HYD	2100.00	2000.00	2000.00	5.00	5.00		
		4481504. CEILING FAN YOUNIS 56"	EACH	LAH	2300.00	2300.00	2150.00	0.00	6.98
		FAS	2350.00	2350.00	2250.00	0.00	4.44		
		GUJ	2350.00	2350.00	2350.00	0.00	0.00		
		KAR	2400.00	2400.00	2400.00	0.00	0.00		

Contd.

7.10 Intercity Wholesale Prices of Selected Commodities

Group/Commodity/Item Specification	Unit	City	Prices (Rs.)			% Change in July,2014	
						Over	
			July, 2014	June, 2014	July, 2013	June, 14	July, 13
		PSH	2550.00	2550.00	2450.00	0.00	4.08
		QTA	2750.00	2750.00	2750.00	0.00	0.00
4481505. PADESTAL FAN MILLAT 20"	EACH	KAR	3200.00	3200.00	3200.00	0.00	0.00
4481506. PADESTAL FAN PAK 20"	EACH	LAH	3300.00	3300.00	2900.00	0.00	13.79
		GJT	3400.00	3400.00	3400.00	0.00	0.00
		KAR	3200.00	3200.00	3200.00	0.00	0.00
		PSH	3550.00	3550.00	3350.00	0.00	5.97
4481507. EXHAUST FAN CLIMAX 12"	EACH	LAH	1600.00	1600.00	1500.00	0.00	6.67
		GUJ	1700.00	1700.00	1700.00	0.00	0.00
4481508. EXHAUST FAN MILLAT 12"	EACH	KAR	1600.00	1600.00	1600.00	0.00	0.00
4481509. EXHAUST FAN PAK. NATIONAL 12"	EACH	LAH	1500.00	1500.00	1400.00	0.00	7.14
		GUJ	1900.00	1900.00	1900.00	0.00	0.00
		GJT	1800.00	1800.00	1800.00	0.00	0.00
		KAR	1600.00	1600.00	1600.00	0.00	0.00
4481601. IRON NATIONAL PAK AUTOMATIC	EACH	LAH	400.00	400.00	322.50	0.00	24.03
		GUJ	850.00	850.00	850.00	0.00	0.00
		KAR	525.00	525.00	525.00	0.00	0.00
		PSH	800.00	800.00	500.00	0.00	60.00
4481602. IRON PHILIPS HD 1120/R	EACH	LAH	1250.00	1250.00	1250.00	0.00	0.00
		GUJ	2100.00	2100.00	2100.00	0.00	0.00
		KAR	1100.00	1100.00	850.00	0.00	29.41
107. Electric Wires							
4634001. FLEXIBLE WIRE 2999-14 0076	90 MTR.	LAH	462.50	462.50	462.50	0.00	0.00
		MUL	900.00	900.00	750.00	0.00	20.00
		KAR	890.00	890.00	850.00	0.00	4.71
		PSH	750.00	750.00	700.00	0.00	7.14
		QTA	505.00	505.00	505.00	0.00	0.00
4634002. PVC WIRE SINGLE CORE	90 MTR.	LAH	762.50	762.50	762.50	0.00	0.00
		MUL	1400.00	1400.00	1250.00	0.00	12.00
		KAR	890.00	890.00	840.00	0.00	5.95
		PSH	875.00	875.00	800.00	0.00	9.38
		QTA	600.00	600.00	600.00	0.00	0.00
108. Lighting Equipments							
4653101. PHILIPS TL. LAMP 40 W.	EACH	GUJ	96.00	96.00	96.00	0.00	0.00
		GJT	96.00	96.00	96.00	0.00	0.00
		KAR	85.00	85.00	85.00	0.00	0.00
		PSH	97.50	97.50	90.00	0.00	8.33
		QTA	90.00	90.00	90.00	0.00	0.00
4653102. PHILIPS ELECTRIC BULB 100W(GLS)	100 BUL	LAH	2000.00	2000.00	1750.00	0.00	14.29
		RAW	2525.00	2525.00	2350.00	0.00	7.45
		KAR	2800.00	2800.00	2100.00	0.00	33.33
		PSH	2900.00	2900.00	2400.00	0.00	20.83
4653103. PHILIPS ENERGY SAVER 14 W (GLS)	EACH	LAH	110.00	110.00	110.00	0.00	0.00
		RAW	139.00	139.00	134.00	0.00	3.73
		KAR	155.00	155.00	135.50	0.00	14.39
		PSH	170.00	170.00	160.00	0.00	6.25
		QTA	172.00	172.00	172.00	0.00	0.00
109. Radio & Television							
4731201. RADIO 3-5 BAND (CHINA BRAND)	EACH	LAH	175.00	175.00	175.00	0.00	0.00
		RAW	287.50	287.50	287.50	0.00	0.00
		KAR	325.00	325.00	325.00	0.00	0.00
4731301. PHILIPS COLOUR TV. 14"	EACH	LAH	8150.00	8150.00	8150.00	0.00	0.00

Contd.

7.10 Intercity Wholesale Prices of Selected Commodities

Group/Commodity/Item Specification	Unit	City	Prices (Rs.)			% Change in July,2014	
						Over	
			July, 2014	June, 2014	July, 2013	June, 14	July, 13
		RAW	8250.00	8250.00	8250.00	0.00	0.00
		KAR	8400.00	8400.00	8400.00	0.00	0.00
4731302. L.G.COLOUR TV. 14"	EACH	LAH	8100.00	8100.00	8100.00	0.00	0.00
		RAW	7900.00	7900.00	7900.00	0.00	0.00
		KAR	8150.00	8150.00	8150.00	0.00	0.00
4731303. SONY COLOUR TV 14"	EACH	LAH	13000.00	13000.00	13000.00	0.00	0.00
		RAW	10250.00	10250.00	10250.00	0.00	0.00
		KAR	8000.00	8000.00	8000.00	0.00	0.00
4731304. PANASONIC COLOUR TV 14"	EACH	RAW	9250.00	9250.00	9250.00	0.00	0.00
		KAR	7750.00	7750.00	7750.00	0.00	0.00
4731305. PHILIPS COLOUR TV. 20"	EACH	LAH	11000.00	11000.00	11000.00	0.00	0.00
		RAW	13900.00	13900.00	13900.00	0.00	0.00
		KAR	12750.00	12750.00	12750.00	0.00	0.00
4731306. L.G.COLOUR TV. 20"	EACH	LAH	13400.00	13400.00	13400.00	0.00	0.00
		RAW	12250.00	12250.00	12250.00	0.00	0.00
		KAR	13000.00	13000.00	13000.00	0.00	0.00
4731307. L.G. COLOUR TV. 21"	EACH	LAH	14700.00	14700.00	14700.00	0.00	0.00
		RAW	12250.00	12250.00	12250.00	0.00	0.00
		KAR	16100.00	16100.00	16100.00	0.00	0.00
4731308. SONY COLOUR TV 20"	EACH	LAH	18800.00	18800.00	18800.00	0.00	0.00
		RAW	17100.00	17100.00	17100.00	0.00	0.00
		KAR	17200.00	17200.00	17200.00	0.00	0.00
110. Motor Vehicles							
4911301. CAR SUZUKI MEHRAN 800CC SB308R VX	EACH	KAR	620000.00	620000.00	575000.00	0.00	7.83
4911302. SUZUKI CULTUS 1000CC SF410 VXR M PE	EACH	KAR	1039000.00	1039000.00	985000.00	0.00	5.48
4911303. SUZUKI RAVI 800 CC PICKUP(ST 308R)	EACH	KAR	637000.00	637000.00	602000.00	0.00	5.81
4911304. CAR TOYOTA 1300 CC XLI	EACH	KAR	1539000.00	1539000.00	1548000.00	0.00	-0.58
4911305. CAR HONDA CIVIC 1800CC(iVTEC MANUAL)	EACH	LAH	2021000.00	2021000.00	1986000.00	0.00	1.76
4911306. ISUZU BUS CHASIS MT 112 K	EACH	KAR	3325000.00	3325000.00	3325000.00	0.00	0.00
4911401. ISUZU TRUCK CHASIS FTR 12 K	EACH	KAR	3850000.00	3850000.00	3850000.00	0.00	0.00
111. Motorcycles							
4991201. MOTOR CYCLE YB-100ROYAL YAMAHA	EACH	KAR	75375.00	75375.00	75375.00	0.00	0.00
4991202. MOTOR CYCLE CD-70 HONDA	EACH	KAR	66350.00	66350.00	64480.00	0.00	2.90
4991203. MOTOR CYCLE PAK HERO 70 CC.	EACH	LAH	42000.00	42000.00	41500.00	0.00	1.20
		MUL	42000.00	42000.00	42000.00	0.00	0.00
		KAR	45000.00	45000.00	42500.00	0.00	5.88
4991204. MOTOR CYCLE SUPER ASIA 70 CC.	EACH	LAH	42500.00	42500.00	42500.00	0.00	0.00
		MUL	45000.00	45000.00	41500.00	0.00	8.43
		KAR	42500.00	42500.00	42500.00	0.00	0.00
		HYD	42000.00	42000.00	42000.00	0.00	0.00
4991205. MOTOR CYCLE SUZUKI STD 110CC.	EACH	KAR	71300.00	71300.00	71300.00	0.00	0.00
112. Bicycles							
4992101. BICYCLE PECO FOR GENTS POPULAR	EACH	LAH	5000.00	5000.00	5000.00	0.00	0.00
4992102. BICYCLE PECO FOR BMX SHAHEEN	EACH	LAH	3500.00	3500.00	3500.00	0.00	0.00
4992103. BICYCLE SOHRAB SUPER	EACH	LAH	5950.00	5950.00	5850.00	0.00	1.71
		KAR	6450.00	6450.00	5750.00	0.00	12.17
4992104. BICYCLE SOHRAB VIP STUDENT	EACH	LAH	5900.00	5900.00	5800.00	0.00	1.72
		KAR	5700.00	5700.00	5300.00	0.00	7.55

7.11 Intercity Consumer Prices July, 2014

Description	Unit	Rawal-pindi	Islamabad	Attock	Jhelum	Lahore	Sahiwal	Gujran-wala	Wazirabad
WHEAT	10 KG.	355.00	355.00	332.50	343.75	331.25	312.50	337.50	336.50
WHEAT FLOUR FINE/SUPERIOR.	KG.	54.92	58.50	42.50	47.00	45.93	44.00	38.75	40.00
WHEAT FLOUR AVG. QLTY	KG.	37.73	38.81	37.00	38.00	39.64	38.00	36.50	39.00
WHEAT FLOUR BAG	10 KG.	377.29	388.13	370.00	380.00	376.00	380.00	377.50	372.50
MAIDA	KG.	55.92	58.50	49.00	60.00	52.86	50.00	50.00	50.00
SUJI	KG.	56.00	59.00	49.00	60.00	61.43	50.00	50.00	50.00
BESAN AV. QLTY.	KG.	78.75	87.50	72.50	70.00	78.57	70.00	67.50	70.00
RICE BASMATI SUP. QLTY.	KG.	153.75	158.75	160.00	145.00	141.43	145.00	127.50	125.00
RICE BASMATI 385/386	KG.	136.25	145.00	125.00	95.00	112.50	90.00	52.50	70.00
RICE BASMATI BROKEN AV.QLTY	KG.	80.83	86.25	92.50	80.00	79.29	77.50	70.00	65.00
RICE IRRI-6 (SINDH/PUNJAB)	KG.	60.83	62.50	50.00	60.00	63.07	45.00	52.50	52.50
VERMICELLI	KG.	91.25	96.25	92.50	80.00	97.50	70.00	72.00	80.00
BREAD PLAIN MEDIUM SIZE	EACH	40.00	40.00	40.00	37.50	40.00	40.00	40.00	40.00
RUSK (PAPAY)	KG.	238.33	261.25	160.00	230.00	192.50	215.00	160.00	160.00
BISCUITS-PACKED	PKT	35.00	35.00	35.00	35.00	35.00	35.00	35.00	35.00
BISCUIT-BAKERY (LOOSE)	250 GM	98.75	105.00	72.50	95.00	86.43	110.00	110.00	100.00
CORNFLAKS FAUJI 225 GM.	PKT	176.40	176.40	176.40	176.40	176.40	176.40	180.00	180.00
SAMOSAS (VEGATABLE)	EACH	12.75	14.25	11.00	12.50	15.18	15.00	15.00	10.00
PASTRY AV.QLTY.	EACH	32.92	33.44	37.50	30.00	30.00	30.00	35.00	30.00
PATTIES (VEGATABLES)	EACH	25.42	27.00	21.00	25.00	30.00	25.00	20.00	15.00
NIMCO	250 GM	80.00	79.38	57.50	65.00	65.00	90.00	40.00	45.00
CHIPS	250 GM	93.33	95.00	72.50	82.50	77.32	90.00	65.00	62.50
BEEF WITH BONE AV.QLTY.	KG	305.00	315.00	250.00	290.00	328.57	250.00	280.00	280.00
MUTTON AV.QLTY.	KG	637.50	651.88	575.00	587.50	654.46	500.00	600.00	550.00
CHICKEN FARM BROILER (LIVE)	KG	145.42	164.75	160.00	154.00	138.36	142.00	150.00	149.00
FISH-RAHU MEDIUM SIZE	KG	270.00	286.25	310.00	265.00	300.00	250.00	300.00	280.00
MILK FRESH (UNBOILED)	LTR.	83.33	87.50	72.50	67.50	68.04	60.00	77.50	70.00
CURD	KG.	93.75	102.50	77.50	72.50	79.29	70.00	87.50	80.00
MILK TETRA PACK 1/2 LTR.	PKT.	60.00	60.00	60.00	60.00	60.00	60.00	60.00	60.00
LACTOGEN 400 GRAMS	PKT.	425.00	425.00	425.00	425.00	425.00	425.00	420.00	420.00
POWDER MILK NIDO 400GM.	PKT	350.00	350.00	350.00	350.00	325.00	350.00	350.00	350.00
MILK POWDER LOOSE/PACKED	KG.	513.75	536.25	510.00	500.00	491.07	470.00	480.00	480.00
BUTTER LOCAL PACKED	50 GM.	27.00	27.00	27.00	35.00	32.00	25.00	30.00	30.00
EGGS FARM	DOZ	82.00	87.00	84.50	84.00	82.29	86.00	85.00	84.00
MUSTARD OIL AV.QLTY.	KG.	232.50	240.00	245.00	210.00	188.93	170.00	155.00	170.00
COOKING OIL (DALDA)	2.5LTR	540.00	540.00	540.00	520.00	535.00	510.00	545.00	545.00
COOKING OIL (PAKWAN) OTHER BRAND SPECIFY	2.5 LTR	443.33	452.50	445.00	450.00	545.00	510.00	530.00	530.00
VEGETABLE GHEE TIN	2.5KG.	510.00	510.00	510.00	500.00	505.00	510.00	505.00	505.00
VEGETABLE GHEE (LOOSE)	KG.	163.08	168.75	156.00	170.00	155.71	200.00	150.00	150.00
DATES AV.QLTY.	KG.	205.00	228.75	210.00	205.00	188.57	200.00	152.50	160.00
PISTACHIO AV.QLTY.	50 GM.	127.50	135.00	145.00	125.00	107.86	135.00	120.00	130.00
ALMONDS WHOLE AV.QLTY.	KG.	510.42	520.00	440.00	490.00	575.00	600.00	275.00	300.00
COCONUT DRY AV.QLTY.	KG.	293.33	326.25	335.00	345.00	296.07	310.00	330.00	340.00
RAISINS AV.QLTY.	50 GM.	21.00	23.25	21.00	22.50	30.43	20.00	20.00	18.00
GROUNDNUTS (WITH SHELL)	KG.	173.33	190.00	155.00	210.00	196.43	250.00	180.00	180.00
MALTA/MOSAMBI	DOZ	0.00	0.00	0.00	0.00	0.00	0.00	0.00	0.00
KINNU	DOZ	0.00	0.00	0.00	0.00	0.00	0.00	0.00	0.00
APPLE	KG	154.17	197.50	145.00	117.50	194.29	100.00	150.00	145.00
ALOO BUKHARA	KG	204.17	210.00	110.00	155.00	187.50	180.00	100.00	150.00
POMEGRANATE (ANNAR)	KG	0.00	0.00	0.00	0.00	0.00	0.00	0.00	0.00
GRAPES	KG	267.00	285.00	290.00	277.50	301.43	200.00	150.00	200.00
BANANAS	DOZ	178.33	191.25	145.00	157.50	123.57	140.00	120.00	120.00
MANGO KALMI	KG	109.17	150.00	95.00	95.00	99.64	95.00	75.00	80.00
GUAVA	KG	0.00	0.00	0.00	0.00	0.00	0.00	0.00	0.00
WATERMELON (TURBOOZ)	KG	33.17	36.56	20.00	25.00	43.21	12.50	12.50	15.00
MUSKMELON (KHARBOOZA)	KG	55.83	65.00	32.50	47.50	80.36	45.00	25.00	40.00
SWEETMELON (GARMA)	KG	0.00	0.00	0.00	0.00	0.00	0.00	0.00	0.00
PULSE MASOOR (WHOLE)	KG.	126.25	138.13	125.00	105.00	147.32	130.00	105.00	110.00
PULSE MASOOR (WASHED)	KG.	128.96	141.25	125.00	123.00	147.68	135.00	150.00	150.00
PULSE MOONG (WASHED)	KG.	170.42	180.31	165.00	159.50	166.43	170.00	162.50	160.00
PULSE MASH (WASHED)	KG.	152.17	158.75	150.00	165.00	158.93	155.00	155.00	150.00

Contd.

7.11 Intercity Consumer Prices July, 2014

Description	Unit	Rawal-pindi	Islamabad	Attock	Jhelum	Lahore	Sahiwal	Gujran-wala	Wazirabad
PULSE GRAM	KG.	72.50	84.38	67.50	67.00	66.07	65.00	62.50	60.00
GRAM WHOLE BLACK AV.QLTY.	KG.	76.25	85.00	67.00	71.00	62.21	65.00	61.00	60.00
GRAM WHOLE YELLOW AV.QLTY	KG.	113.75	123.75	102.50	107.50	68.21	120.00	97.50	100.00
BEANS (LAL LOBIA)	KG.	164.58	172.50	155.00	160.00	196.43	160.00	142.50	150.00
POTATOES	KG	76.25	81.88	60.00	60.00	72.14	80.00	67.50	87.50
ONION	KG	41.67	47.50	30.00	40.00	41.96	40.00	37.50	35.00
TURNIP	KG	0.00	0.00	0.00	0.00	0.00	0.00	0.00	0.00
RADISH	KG	0.00	0.00	0.00	0.00	0.00	0.00	0.00	0.00
TOMATOES	KG	56.67	66.25	39.00	37.50	83.21	80.00	40.00	45.00
CABBAGE	KG	0.00	0.00	0.00	0.00	0.00	0.00	0.00	0.00
CAULIFLOWER	KG	0.00	0.00	0.00	0.00	0.00	0.00	0.00	0.00
BRINJAL	KG	56.67	60.00	27.50	32.50	47.86	20.00	32.50	35.00
PUMPKIN	KG	42.50	62.50	37.50	30.00	28.21	10.00	20.00	20.00
BOTTLEGOURD	KG	51.25	62.50	11.00	37.50	43.93	40.00	30.00	30.00
LADY FINGER	KG	45.42	63.75	29.00	36.50	53.21	25.00	40.00	40.00
PEAS	KG	0.00	0.00	0.00	0.00	0.00	0.00	0.00	0.00
SPINACH	KG	0.00	0.00	0.00	0.00	0.00	0.00	0.00	0.00
TINDA	KG	58.33	66.88	42.50	55.00	73.93	40.00	60.00	60.00
TURAI	KG	60.00	71.25	29.00	49.00	47.32	40.00	50.00	50.00
KARAILA	KG	48.33	62.50	19.00	37.50	53.21	42.50	30.00	30.00
ARVI	KG	62.50	80.00	39.00	36.50	58.93	40.00	35.00	50.00
CHILLIES GREEN	KG	92.92	106.25	50.00	62.50	101.07	80.00	65.00	60.00
CARROT	KG	0.00	0.00	0.00	0.00	0.00	0.00	0.00	0.00
COCUMBER (KHEERA)	KG	58.75	80.00	15.00	35.00	38.39	40.00	30.00	30.00
LEMON	250GM	42.92	45.00	27.50	37.50	53.75	40.00	35.00	35.00
SUGAR REFINED	KG.	58.42	59.75	55.50	58.00	57.71	56.00	56.00	58.00
GUR AV.QLTY	KG.	90.83	105.00	92.50	100.00	81.43	80.00	82.50	80.00
HONEY LANGANESE 500 GM.	BOTTLE	841.67	855.00	805.00	830.00	830.00	680.00	780.00	780.00
MILO 200 GM.	BOTTLE	177.50	177.50	177.50	177.50	218.18	220.00	173.33	173.33
CUSTARD POWDER RAFHAN 300 GM.	PKT	70.00	70.00	70.00	75.00	75.00	75.00	75.00	75.00
TOFFEE (HILAL)	EACH	1.00	1.00	1.00	1.00	1.00	2.00	1.00	1.00
CHOWKELATE CANDY (SMALL SIZE)	EACH	5.00	5.00	5.00	5.00	5.00	5.00	5.00	5.00
SWEETMEAT (MIXED)	KG	333.75	352.50	270.00	330.00	261.43	370.00	340.00	270.00
ICE CREAM WALLS	CUP.	40.00	40.00	40.00	40.00	40.00	40.00	40.00	40.00
ICE	KG	20.00	18.75	16.50	20.00	15.00	10.00	10.00	10.00
JAM AHMED/MITCHELLES	BOTTLE	130.00	130.00	130.00	130.00	135.00	130.00	130.00	130.00
SQUASH-MITCHELLES	BOTTLE	150.00	150.00	150.00	150.00	150.00	150.00	145.00	145.00
ROOH AFZA	BOTTLE	140.00	140.00	140.00	140.00	140.00	140.00	140.00	140.00
JAM-E-SHIREEN	BOTTLE	150.00	150.00	150.00	150.00	150.00	150.00	150.00	145.00
SAUNF	50 GM	19.00	19.00	15.50	17.50	20.00	15.00	15.00	15.00
CINAMON LOOSE AV. QLTY	50 GM.	20.58	21.00	21.00	32.50	20.14	20.00	15.50	16.00
CUMINSEED WHITE NATIONAL	50 GM.	52.00	52.00	52.00	52.00	50.00	50.00	52.00	52.00
PEPPER BLACK NATIONAL	50 GM.	96.00	96.00	96.00	96.00	96.00	96.00	96.00	96.00
CLOVES LOOSE AV.QLTY	50 GM.	94.58	97.50	105.00	95.00	108.04	115.00	100.00	100.00
CARDAMOM LARGE LOOSE AV.QLTY	50 GM.	130.00	131.25	145.00	145.00	151.79	140.00	150.00	150.00
CARDAMOM SMALL AV.QLTY	50 GM.	114.17	127.50	125.00	105.00	74.14	140.00	100.00	100.00
SALT-POWDERED (LAHORI) LOOSE	KG.	10.83	11.00	9.00	12.00	10.00	10.00	10.00	10.00
SALT POWDERED (NATIONAL/SHAN)	PKT	25.00	25.00	25.00	25.00	25.00	25.00	25.00	25.00
CHILLIES POWD.NATIONAL 200GM	PKT	105.00	105.00	105.00	105.00	105.00	105.00	105.00	105.00
CHILLIES POWDER LOOS	KG.	251.92	275.00	210.00	245.00	266.43	200.00	280.00	280.00
CORRIANDER SEED POWD.NATIONAL	PKT	88.00	88.00	88.00	88.00	88.00	78.00	88.00	88.00
CORRIANDER SEED (LOOSE)	KG.	216.25	228.75	250.00	275.00	295.36	280.00	260.00	280.00
TURMERIC POWD.NATIONAL 50GM	PKT.	35.00	35.00	35.00	35.00	35.00	35.00	35.00	35.00
CURRY POWD. NATIONAL 200 GM	PKT.	87.00	87.00	87.00	87.00	87.00	86.00	87.00	87.00
TOMATO KETCHUP AHMED/MITCHL	BOTTLE	85.00	85.00	85.00	85.00	85.00	85.00	80.00	80.00
PICKLES AHMED/MITCHELLES	BOTTLE	105.00	105.00	105.00	100.00	100.00	95.00	90.00	90.00
VINEGAR SYNTHETIC (SIRKA)	BOTTLE	85.00	85.00	77.50	75.00	80.00	80.00	70.00	70.00
GARLIC	KG	124.17	150.00	85.00	115.00	135.71	110.00	110.00	110.00
GINGER	KG	303.33	352.50	412.50	305.00	345.00	290.00	300.00	300.00
TAPAL DANEDAR TEA 200GM PACKET	PKT	108.42	108.42	108.42	108.42	113.68	113.68	113.68	113.68
TEA LIPTON YELLOW LABEL 200GM.	PKT.	124.21	124.21	124.21	124.21	124.21	124.21	124.21	124.21

Contd.

7.11 Intercity Consumer Prices July, 2014

Description	Unit	Rawal-pindi	Islamabad	Attock	Jehlum	Lahore	Sahiwal	Gujran-wala	Wazirabad
TEA LOOSE KENYA AV.QLTY 250GM.	PKT.	131.79	132.50	147.50	135.00	111.79	132.50	160.00	125.00
COFFEE-NESCAFE 75 GM. **	BOTTLE	325.00	325.00	325.00	332.50	300.00	330.00	280.00	280.00
COLD DRINK (STANDARD SIZ)	BOTTLE	25.00	25.00	20.00	25.00	22.00	25.00	20.00	20.00
FRUIT JUICE TETRA PACK	PKT.	17.50	17.50	15.00	17.50	20.00	18.00	21.50	21.50
MINERAL WATER NESTLE 1.5 LTR	BOTTLE	45.00	45.00	45.00	45.00	45.00	50.00	45.00	45.00
CIGARETTES K-2 10'S **	PKT	45.00	45.00	45.00	44.00	45.00	46.00	45.00	45.00
CIGARETTES CAPSTAN 10'S **	PKT	50.00	50.00	50.00	48.50	50.00	50.00	50.00	50.00
CIGARETTES GOLD LEAF 20'S	PKT	100.00	100.00	100.00	98.00	100.00	100.00	100.00	100.00
CIGARETTES MORVEN GOLD 20'S	PKT	50.00	50.00	50.00	48.50	50.00	50.00	50.00	50.00
BETEL LEAVES	50GM.	88.33	90.63	70.00	65.00	88.21	60.00	60.00	60.00
BETEL NUTS	KG.	405.00	435.00	410.00	265.00	322.86	280.00	280.00	280.00
LONG CLOTH 57" GUL AHMED/AL-KARAM	METER	175.00	185.00	175.00	255.00	247.14	222.50	137.50	150.00
SHIRTING AV.QLTY.	METER	165.00	172.50	165.00	165.00	118.57	245.00	175.00	140.00
PANT CLOTH W & WEAR AV.QLTY	METER	387.50	377.50	390.00	385.00	277.14	425.00	355.00	312.50
LAWN PRINTED GUL AHMED/AL-KARAM	METER	252.50	265.00	250.00	235.00	261.07	298.75	205.00	197.50
GEORGETTE AV.QLTY	METER	152.50	155.00	152.50	145.00	110.54	110.00	132.50	115.00
LINEN AV.QLTY ***	METER	144.17	151.25	142.50	145.00	160.18	205.00	112.50	100.00
HEAVY WT SUITING LAWERNCPUR AVG QLTY	METER	1425.00	1425.00	1425.00	1425.00	1175.00	1050.00	1050.00	1050.00
HEAVY WT SUITING LAWERNCPUR SUP QLTY	METER	1825.00	1825.00	1825.00	1825.00	1475.00	1200.00	2350.00	2350.00
TROPICAL SUITING LAW.PUR	METER	1325.00	1325.00	1325.00	1325.00	825.00	950.00	925.00	925.00
PANT BOY 24"/26" LENGTH.	EACH	525.00	550.00	537.50	512.50	350.71	562.50	625.00	525.00
SHIRT BOY 24"/26" LENGTH	EACH	359.58	375.00	362.50	375.00	331.79	425.00	425.00	350.00
SCHOOL UNI. PANT,SHIRT BOYS	SUIT	510.00	545.63	525.00	540.00	523.21	700.00	975.00	925.00
SCHOOL UNI. KAMEEZ,SHAL.BOYS	SUIT	507.92	550.00	512.50	482.50	448.21	475.00	925.00	925.00
SCHOOL UNI. KAMEEZ,SHAL.GIRL	SUIT	475.00	471.88	485.00	455.00	471.43	437.50	925.00	900.00
FROCK W/WEAR GIRLS	EACH	1837.50	1868.75	1825.00	1162.50	842.86	1100.00	925.00	825.00
AWAMI-SUIT W & W(BOY) 24"/26	SUIT	1783.33	1825.00	1675.00	1275.00	835.71	1550.00	1125.00	1050.00
AWAMI-SUIT W&W (GENTS)AV.QLTY	SUIT	1854.17	1893.75	1750.00	1600.00	850.00	1550.00	1125.00	1050.00
PULLOVER GENTS OXFORD/BON.	EACH	2650.00	2650.00	2650.00	2835.00	2475.00	2675.00	3050.00	3050.00
PULLOVER LADIES OXFORD/BON.	EACH	2650.00	2650.00	2650.00	2575.00	2525.00	2540.00	2850.00	2850.00
PULLOVER (GENTS) OTHERS A.QTY	EACH	1041.67	1056.25	1100.00	875.00	825.00	800.00	525.00	550.00
SECOND-HAND COAT FOR MEN	EACH	460.42	500.00	375.00	412.50	576.79	300.00	500.00	400.00
SECONDHAND SWEETER FOR MEN DUP QLTY	EACH	270.83	0.00	210.00	162.50	467.86	250.00	575.00	475.00
SECONDHAND WINTER JACKET	EACH	525.00	0.00	425.00	450.00	617.86	350.00	600.00	525.00
UNDERWEAR AV.QLTY MEDIUM SIZE	EACH	191.67	195.00	165.00	182.50	120.00	150.00	125.00	122.50
VEST FOR MEN AV.QLTY.	EACH	194.17	195.00	155.00	182.50	125.36	160.00	125.00	105.00
VEST/SHAMEEZ (WOMEN) AVG. QLTY	EACH	213.33	220.00	205.00	145.00	149.29	150.00	142.50	130.00
SOCKS NYLON (PAKISTANI)	PAIR	89.58	102.50	77.50	87.50	90.71	115.00	110.00	80.00
BRASSIER AV.QLTY.	EACH	234.17	240.00	190.00	105.00	125.36	210.00	172.50	127.50
BRASSIER SUP QLTY	EACH	536.25	579.38	500.00	305.00	607.14	542.50	335.00	270.00
DOPATTA GEORGETTE AV.QLTY.	EACH	350.00	362.50	327.50	325.00	317.86	275.00	275.00	235.00
DOPATTA COTTON AV GLTY	EACH	316.25	337.50	290.00	225.00	158.57	190.00	185.00	180.00
CHADDAR (W/WEAR) (2x2.5 MTR)	EACH	363.33	393.75	362.50	395.00	329.46	375.00	275.00	270.00
LUNGI/DHOT(COTTON) AVG. QLTY	EACH	406.67	420.63	375.00	205.00	231.07	375.00	205.00	250.00
HANDKERCHIEF AVG. QLTY PAK	EACH	25.83	27.50	27.50	22.50	25.71	50.00	50.00	40.00
HANDKERCHIEF SUP. QLTY PAK	EACH	37.08	37.50	32.50	32.50	37.50	75.00	75.00	60.00
GLOVES AV QLTY	PAIR	142.50	147.50	145.00	110.00	73.21	105.00	105.00	70.00
AZARBAND COTTON AVG. QLTY	EACH	15.00	15.00	17.50	22.50	15.36	15.00	25.00	25.00
SEWING THREAD/REEL(ASLI PARI)	EACH	9.00	9.00	7.50	9.00	6.00	6.00	6.00	6.00
WASHING CHARGES PAINT & SHIRT	SUIT	90.00	90.00	90.00	175.00	53.21	130.00	172.50	140.00
DRY CLEANING SUIT COAT PANT	SUIT	533.33	575.00	280.00	475.00	370.00	337.50	375.00	350.00
WASHING CH. (KAMIZ-SHALWAR)	PAIR	90.00	90.00	60.00	90.00	51.07	80.00	120.00	90.00
TAILORING SHIRT	EACH	366.67	387.50	275.00	475.00	333.04	400.00	300.00	350.00
TAILORING CHARGES PANT (MEN)	EACH	762.50	812.50	475.00	700.00	478.57	675.00	425.00	550.00
TAILORING COAT-PANT SUIT	SUIT	3466.67	3562.50	2900.00	3150.00	4360.71	4250.00	3050.00	3000.00
TAILORING AWAMI-SUIT (MALE)	SUIT	570.83	643.75	475.00	562.50	462.50	575.00	475.00	500.00
TAILORING SUIT FEMALE	SUIT	479.17	550.00	375.00	475.00	439.29	350.00	425.00	400.00
GENTS SHOES PAUL BATA	PAIR	1199.00	1199.00	1199.00	1199.00	1199.00	1199.00	1199.00	1199.00
GENTS SANDAL BATA	PAIR	699.00	699.00	699.00	699.00	699.00	699.00	699.00	699.00
GENTS SPOUNG CHAPPAL BATA	PAIR	179.00	179.00	179.00	179.00	179.00	179.00	179.00	179.00
LADIES SANDAL BATA	PAIR	499.00	499.00	499.00	499.00	499.00	499.00	499.00	499.00

Contd.

7.11 Intercity Consumer Prices July, 2014

Description	Unit	Rawal-pindi	Islamabad	Attock	Jhelum	Lahore	Sahiwal	Gujran-wala	Wazirabad
LADIES SPOUNG CHAPPAL BATA	PAIR	179.00	179.00	179.00	179.00	179.00	179.00	179.00	179.00
CHILD SHOE POWER LITE BATA	PAIR	599.00	599.00	599.00	599.00	599.00	599.00	599.00	599.00
GENTS SHOE, ART 1109 SERVICE	PAIR	999.00	999.00	999.00	999.00	999.00	999.00	999.00	999.00
NYLON JOGGER 27 SIZE 2-5 ***	PAIR	1299.00	1299.00	1299.00	1299.00	1299.00	1299.00	1299.00	1299.00
CHINA FOOT WEAR AV. QLTY (MALE) *	PAIR	925.00	975.00	825.00	825.00	744.64	450.00	450.00	600.00
CHINA FOOT WEAR AV. QLTY (FEMALE) *	PAIR	825.00	875.00	825.00	675.00	637.50	500.00	350.00	450.00
CHINA FOOT WEAR AV. QLTY (CHILDREN) *	PAIR	783.33	825.00	625.00	675.00	483.93	450.00	320.00	350.00
SHOE REPAIR HALF SOLE	PAIR	105.83	105.00	105.00	110.00	105.00	100.00	95.00	100.00
SHOES POLISH CHARGES AVERAGE SHOP	PAIR	20.00	20.00	20.00	20.00	15.00	15.00	15.00	15.00
HOUSE RENT (combined)	MONTH	12019.00	43466.00	4038.00	5517.00	11990.00	6942.00	4718.00	2952.00
rent 2	pm	12019.00	43466.00	4038.00	5517.00	11990.00	6942.00	4718.00	2952.00
RENT3	PM	12019.00	43466.00	4038.00	5517.00	11990.00	6942.00	4718.00	2952.00
RENT4	PM	12019.00	43466.00	4038.00	5517.00	11990.00	6942.00	4718.00	2952.00
RENT5	PM	12019.00	43466.00	4038.00	5517.00	11990.00	6942.00	4718.00	2952.00
RENT6	PM	12019.00	43466.00	4038.00	5517.00	11990.00	6942.00	4718.00	2952.00
SYNTHETIC ENEMAL ROBIALAC BALTI 3.64 LTR.	EACH	1710.00	1710.00	1730.00	1725.00	1935.00	1650.00	1790.00	1790.00
SYNTHETIC ENEMAL ICI BALTI 3.64 LTR.	EACH	1790.00	1790.00	1850.00	1775.00	1935.00	2050.00	1800.00	1815.00
CEMENT (LOCAL) SPECIFY BRAND NAME	BAG	520.00	527.50	500.00	510.00	515.00	505.00	515.00	510.00
BRICKS (NEW) IST CLASS	P/1000	8400.00	8400.00	7750.00	6650.00	8350.00	5400.00	7800.00	7500.00
CEMENT BLOCKS (6"x8"x12")	P/100	0.00	0.00	0.00	0.00	0.00	0.00	0.00	0.00
BAJREE	100CFT	3650.00	3650.00	3525.00	3450.00	5750.00	5000.00	5100.00	5100.00
SAND (BLACK PIT SAND)	K100CFT	2850.00	2850.00	1475.00	2295.00	2207.14	3000.00	2450.00	1600.00
TIMBER SHESHAM LOG IST QUALITY	cbmt.	62683.00	62683.00	62683.00	62650.00	62750.00	60027.00	50323.50	52111.00
IRON BAR (M.S. BAR) 1/2"	P/TON	85000.00	85000.00	81525.00	83000.00	76250.00	80500.00	81000.00	80000.00
CARPANTER WAGE RATE	P/DAY	900.00	950.00	675.00	700.00	730.36	675.00	737.50	650.00
MASON (RAJ) WAGE RATE	P/DAY	900.00	950.00	700.00	700.00	764.29	675.00	825.00	750.00
UNSKILLED LABOUR WAGE RATE	P/DAY	525.00	550.00	400.00	400.00	500.00	400.00	475.00	400.00
PLUMBER WAGE RSTE	P/DAY	900.00	950.00	700.00	700.00	726.79	0.00	675.00	600.00
ELECTICIAN WAGE RATE PER DAY **	P/DAY	0.00	0.00	0.00	0.00	730.36	0.00	700.00	600.00
ELECTICIAN WAGE RATE PER POINT **	P/PNT	155.00	170.00	110.00	135.00	125.00	100.00	127.50	130.00
WATER CHARGES PER HOUSE	P/MONTH	139.00	96.00	80.00	80.00	300.00	30.00	100.00	70.00
ELECT.CHARGES UPTO 50 UNITS	P/UNIT	2.00	2.00	2.00	2.00	2.00	2.00	2.00	2.00
ELECT.CHARGES 01 - 100 UNIT	P/UNIT	5.79	5.79	5.79	5.79	5.79	5.79	5.79	5.79
ELECT.CHARGES 101 - 300 UNIT	P/UNIT	9.70	9.70	9.70	9.70	9.70	9.70	9.70	9.70
ELECT.CHARGES 301 - 1000 UNIT	P/UNIT	15.27	15.27	15.27	15.27	15.27	15.27	15.27	15.27
ELECT.CHARGES ABOVE 1000 UNIT	P/UNIT	17.41	17.41	17.41	17.41	17.41	17.41	17.41	17.41
ELEC	PM	10.03	10.03	10.03	10.03	10.03	10.03	10.03	10.03
GAS CHRGR upto 3.3719 MMBTU	MMBTU	124.18	124.18	124.18	124.18	124.18	124.18	124.18	124.18
GAS CHRGR 3.3719 - 6.7438 MMBTU	MMBTU	248.37	248.37	248.37	248.37	248.37	248.37	248.37	248.37
GAS CHRGR 6.7438 - 10.1157 MMBTU	MMBTU	248.37	248.37	248.37	248.37	248.37	248.37	248.37	248.37
GAS CHRGR10.1157 - 13.4876 MMBTU	MMBTU	620.91	620.91	620.91	620.91	620.91	620.91	620.91	620.91
GAS	PM	620.91	620.91	620.91	620.91	620.91	620.91	620.91	620.91
GAS	PM	372.55	372.55	372.55	372.55	372.55	372.55	372.55	372.55
KEROSENE OIL	LTR	126.25	126.25	117.50	115.00	112.50	110.00	124.50	125.00
FIREWOOD WHOLE	40 KG.	683.33	760.00	510.00	600.00	703.21	400.00	700.00	550.00
CHAIR SHESHAM WOOD WITH ARMS **	EACH	3258.33	3387.50	2600.00	2100.00	1471.43	2700.00	2250.00	2200.00
CHAIR PLASTIC (CHAIRMAN) AVERAGE QUALITY	EACH	675.00	675.00	675.00	825.00	725.00	775.00	525.00	500.00
TABLE SHESHAM WOOD (4X2X5") ***	EACH	4908.33	4950.00	4100.00	3400.00	8785.71	6500.00	10250.00	10250.00
SOFASET WOODEN WITH FOAM SEAT **	SET	17875.00	20000.00	16500.00	14750.00	15482.14	23000.00	17750.00	20000.00
COT IRON (WITH NIWAR)AV.QLTY.	EACH	1966.67	2087.50	1800.00	1550.00	2500.00	2200.00	1650.00	1700.00
ALMIRAH (STEEL) 6'X3' 20 GUAGE	EACH	8150.00	8250.00	7700.00	7750.00	9964.29	12000.00	9300.00	9000.00
DINNING TABLE 6 CHAIRS A.QLTY	SET	18666.67	21562.50	17000.00	18250.00	17357.14	27000.00	22000.00	24000.00
SINGLE BED WITHOUT FOAM MED.	EACH	4583.33	4712.50	4250.00	4750.00	7928.57	9000.00	8750.00	9000.00
MATRESS SINGLE(4"THICK)	EACH	4675.00	4675.00	4675.00	4800.00	4600.00	4875.00	5000.00	5200.00
FARSHI DARI 12'X9' AV.QLTY	EACH	1766.67	1793.75	1550.00	1025.00	1607.14	1200.00	925.00	925.00
DARI COTTON (6'x2 1/2') AV.QL	EACH	831.67	846.88	687.50	350.00	459.64	1000.00	450.00	450.00
CARPET PLAIN AV. QLTY	SQFT.	28.92	29.00	25.50	32.50	25.00	35.00	37.50	41.00
QUILT (LIHAF) 3 KG. COTTON	EACH	975.00	1031.25	875.00	625.00	1039.29	1200.00	1025.00	1050.00
BLANKET (90" x 54")	EACH	3416.67	3450.00	3100.00	2750.00	5000.00	3500.00	2900.00	2500.00
BEDSHEET SINGLE BED SUP.QLTY	EACH	420.83	421.25	412.50	475.00	546.43	550.00	475.00	375.00
BED SHEET DOUBLE WITH TWO PILLOW COVERS SUP QLTY	SET	1027.08	1062.50	975.00	1025.00	932.14	1000.00	1150.00	800.00

Contd.

7.11 Intercity Consumer Prices July, 2014

Description	Unit	Rawal-pindi	Islamabad	Attock	Jhelum	Lahore	Sahiwal	Gujran-wala	Wazirabad
TOWEL(3'x2') AV. QALTY	EACH	313.33	321.25	240.00	262.50	215.00	300.00	175.00	175.00
CEILING FAN 48" SUPER QLTY **	EACH	3175.00	3175.00	3275.00	2800.00	2750.00	3495.00	2700.00	2400.00
PEDESTAL FAN 22" SUPER QLTY	EACH	3475.00	3475.00	3700.00	3525.00	4000.00	5260.00	4100.00	3500.00
REFG. DAWLENCE 10 CFT. D.DOOR	EACH	29400.00	29400.00	29600.00	30000.00	34000.00	29900.00	29500.00	29500.00
D-FREEZER WAVES 8 CFT.	EACH	28200.00	28200.00	29000.00	28200.00	28000.00	28500.00	29200.00	29200.00
AIRCONDITIONER 1.5 TON PEL	EACH	41000.00	41000.00	41000.00	42400.00	40000.00	42000.00	40000.00	40000.00
SPLIT AIR CONDITIONER 1.5 TON (SPECIFY BRAND NAME)	EACH	41500.00	41500.00	41000.00	42500.00	48000.00	46000.00	41000.00	41000.00
AIRCOOLER SUPER ASIA	EACH	8500.00	8500.00	11600.00	12250.00	13500.00	10000.00	10500.00	11500.00
WASHING MACHINE SINGER	EACH	15450.00	15450.00	16100.00	15450.00	15600.00	15600.00	15600.00	15600.00
SEWING MACHINE(SINGER)	EACH	5860.00	5860.00	5860.00	5860.00	6260.00	6260.00	5710.00	5710.00
GIZER LARGE SIZE 30 GALLON CAPACITY SUP QLTY	EACH	19900.00	19900.00	19900.00	13750.00	19600.00	19900.00	13200.00	19400.00
GAS BURNER DOUBLE SPFY.BRAND	EACH	1920.83	2050.00	1750.00	1850.00	1550.00	1250.00	1300.00	1350.00
ELECT. IRON PHILIPS MDL.1120	EACH	1750.00	1750.00	1750.00	1725.00	1300.00	2475.00	2100.00	2100.00
ELECTRIC JUICER FOR APPLE	EACH	7458.33	7462.50	7100.00	7350.00	9500.00	10000.00	4200.00	4200.00
S.STEEL DEGHCHI MEDIUM SIZE ***	EACH	641.67	650.00	515.00	612.50	657.14	450.00	1185.00	600.00
ALUMINIUM COOKING PAN (DEGCHI) MED SIZE	EACH	577.08	612.50	490.00	575.00	500.00	450.00	928.00	480.00
NON STICK COOKING PAN (DEGCHI) SUP. QLTY	EACH	985.42	1012.50	725.00	925.00	957.14	1050.00	1550.00	1500.00
FRYING PAN STEEL AVG. QLTY MED. SIZE	EACH	462.50	487.50	375.00	375.00	517.86	390.00	575.00	500.00
TAWA IORN (MEDIUM SIZE) AVG. QLTY	EACH	290.00	323.75	240.00	255.00	396.43	287.50	412.50	275.00
S.STEEL PLATE A.QLTY.(M.SIZE)	EACH	85.83	82.50	72.50	55.00	78.93	60.00	110.00	80.00
TABLE SPOON S.STEEL SUP.QLTY.	DOZEN	386.25	384.38	290.00	375.00	366.07	450.00	575.00	350.00
WATER SET JUG+6 GLASSES (OMROC)	SET	406.67	410.00	362.50	385.00	528.57	400.00	350.00	350.00
TEA SET PAK. CHINAWARE 21 PCS.	SET	2229.17	2250.00	1900.00	1825.00	1421.43	2200.00	1550.00	1425.00
DINNER SET PLASTIC 72 PIECES SUPERIOR QLTY	SET	7408.33	7650.00	6650.00	4250.00	5785.71	6000.00	5900.00	5500.00
HOTPOT SET PLASTIC 3 PCS.	SET	1616.67	1625.00	1450.00	1375.00	1510.71	1275.00	1150.00	825.00
BUCKET(BALTI) PLASTIC MED.SIZ	EACH	257.50	273.75	245.00	315.00	400.00	300.00	300.00	250.00
LOTA PLASTIC (MED SIZE) AVERAGE QUALITY	EACH	62.92	73.13	42.50	37.50	49.64	75.00	40.00	30.00
PRESURE COOKER 4 LTR.	EACH	1675.00	1675.00	1575.00	1625.00	1520.00	1200.00	1750.00	1750.00
WATER COOLER 9/10 LTR.PLASTIC ***	EACH	605.42	625.00	475.00	512.50	412.50	600.00	700.00	612.50
THERMOS STARVAC 1 LTR	EACH	437.50	487.50	410.00	425.00	350.00	450.00	500.00	410.00
BULB PHILIPS 100-WATTS	EACH	30.00	30.00	27.50	30.00	35.00	33.50	30.00	30.00
TUBE LIGHT PHILIPS 40 WATTS	EACH	100.00	100.00	110.00	110.00	100.00	95.00	100.00	100.00
ELECTRIC BLUBS "0" WATTE LOCAL	EACH	27.50	27.50	27.50	25.00	15.00	25.00	18.00	18.00
ELECTRIC BLUB ENERGY SAVER 14 WATTS	EACH	167.50	167.50	165.00	167.50	165.00	160.00	160.00	160.00
WASHING SOAP 250 GMS SPECIFY BRAND NAME	EACH	40.00	40.00	40.00	40.00	40.00	40.00	30.00	38.00
SURF EXCEL 400 GMS POLY BAG	EACH	125.00	125.00	125.00	125.00	125.00	125.00	125.00	125.00
WASHING POWDER 1000 GRM	EACH	185.00	185.00	185.00	185.00	185.00	185.00	185.00	185.00
WASHING POWDER (WHEEL/ BONUS) 100 GRAMS	EACH	125.00	125.00	125.00	125.00	95.00	90.00	95.00	95.00
CLEANSER POWDER VIM 1000 GM	PKT.	72.22	72.22	72.22	72.22	77.77	66.67	66.67	66.67
FINIS 500 ML	BOTTLE	231.25	231.25	225.00	237.50	218.75	162.05	193.75	193.75
PHNYLE TYPHONE/FINIS/CARRANITE 3 LITRES	BOTTLE	163.64	163.64	163.64	163.64	145.00	135.00	130.00	130.00
HARPIC	BOTTLE	130.00	130.00	130.00	130.00	135.00	130.00	130.00	130.00
BOOT POLISH CHERRY/KIWI 50ML	EACH	100.00	100.00	100.00	100.00	100.00	80.00	100.00	100.00
ROBIN BLUE (35 GRAMS)	PKT.	45.00	45.00	45.00	45.00	45.00	45.00	40.00	40.00
TISSU PAPER PERFUMED 100 PCS.	PKT	100.00	100.00	100.00	100.00	110.00	90.00	90.00	90.00
TOILET PAPER ROLL (R.PETEL)	P/ROLL	38.00	38.00	38.00	38.00	38.00	35.00	38.00	38.00
BOOT POLISH LIQUID CHEERY BLOSSOM KIWI 75 ML	BOTTLE	140.00	140.00	140.00	140.00	140.00	140.00	140.00	140.00
MATCH BOX SMALL	EACH	1.00	1.00	1.00	1.00	1.00	2.00	2.00	1.00
DRY CELL 1.5 VOLT(LOCAL)	EACH	30.00	30.00	30.00	22.50	25.00	30.00	15.00	15.00
HAND STITCHING NEEDLE M.SIZE	PACKET	10.00	10.00	7.75	9.00	7.50	10.00	5.00	5.00
SEWING MACHINE NEEDLE (SINGER)	EACH	5.00	5.00	5.00	5.00	10.00	5.00	6.00	6.00
HOUSEHOLD SERVANT FEMALE P/T	P/MNTH	1525.00	1550.00	1100.00	1400.00	1792.86	1500.00	1550.00	1500.00
MARRIAGE HALL WITH FURNITURE	P/HEAD	132.08	136.88	125.00	125.00	118.21	150.00	105.00	105.00
SEPTRAN TABLETS	10TAB.	15.00	15.00	15.00	15.00	15.00	15.00	15.00	15.00
BRUFEN TABS 200-MG.	10TAB.	10.00	10.00	10.00	10.00	10.00	10.00	10.00	10.00
PANADOL TAB. EXTRA/PLAIN	10TAB.	10.00	10.00	10.00	10.00	10.00	10.00	10.00	10.00
DISPRIN TAB.	10TAB.	10.00	10.00	10.00	10.00	10.00	10.00	10.00	10.00
TRISIL TAB.	10 TAB	10.00	10.00	10.00	10.00	10.00	10.00	10.00	10.00
FLAGYL TAB. 200 MG.	10TAB.	10.00	10.00	10.00	10.00	10.00	10.00	10.00	10.00
VENTOLIN TAB. 2MG.	10TAB.	9.00	9.00	9.00	9.00	9.00	9.00	9.00	9.00
DAONIL TAB. 5 MG.	10TAB.	17.00	17.00	17.00	17.00	17.00	17.00	17.00	17.00

Contd.

7.11 Intercity Consumer Prices July, 2014

Description	Unit	Rawal-pindi	Islamabad	Attock	Jehlum	Lahore	Sahiwal	Gujran-wala	Wazirabad
ENTOX TAB.	10TAB.	10.00	10.00	10.00	10.00	10.00	10.00	10.00	10.00
RENITEC TAB. 5 MG.	10TAB.	59.00	59.00	59.00	59.00	59.00	59.00	59.00	59.00
CAC. 1000 TAB	BOTTLE	122.00	122.00	122.00	122.00	122.00	122.00	122.00	122.00
AMOXIL CAPSOLE 250 MG.S	10CAP.	36.00	36.00	36.00	36.00	36.00	36.00	36.00	36.00
CALCIUM SYRUP SANDOZ	BOTTLE	64.00	64.00	64.00	64.00	64.00	64.00	64.00	64.00
LEDERPLEX SYRUP	BOTTLE	35.00	35.00	35.00	35.00	35.00	35.00	35.00	35.00
SANCOS SYRUP (50 ML.)	BOTTLE	30.00	30.00	30.00	30.00	30.00	30.00	30.00	30.00
PHENERGAN SYRUP 120 ML.	BOTTLE	33.00	33.00	33.00	33.00	33.00	33.00	33.00	33.00
CALPOL SYRUP 60 ML.	BOTTLE	28.00	28.00	28.00	28.00	28.00	28.00	28.00	28.00
HYDRYLLIN SYRUP 120 ML.	BOTTLE	59.00	59.00	59.00	59.00	59.00	59.00	59.00	59.00
POLYFAX EYE OINTMENT	TUBE	21.00	21.00	21.00	21.00	21.00	21.00	21.00	21.00
BETNESOL EYE DROPS	BOTTLE	33.89	33.89	33.89	33.89	33.89	33.89	33.89	33.89
EAR DROPS (CARDISPORINE) ***	BOTTLE	21.00	21.00	21.00	21.00	21.00	21.00	21.00	21.00
BETNOVATE-N OINTMENT 5 GMS	TUBE	16.00	16.00	16.00	16.00	16.00	16.00	16.00	16.00
BURNOL CREAM 30 GRM	TUBE	16.00	16.00	16.00	16.00	16.00	16.00	16.00	16.00
VICKS VAPORUB/BALM	BOTTLE	36.00	36.00	36.00	36.00	36.00	36.00	36.00	36.00
GLYCRINE SMALL BOTTLE	BOTTLE	28.00	28.00	22.50	25.00	35.00	25.00	17.00	17.00
JOUHAR JOSHANDA	PKT.	7.00	7.00	7.00	7.00	6.00	6.00	7.00	7.00
GALXOS-D (450 GRMS)	PKT.	168.75	168.75	168.75	168.75	157.50	157.50	157.50	157.50
GRIPE-WATER WOODWARDS	BOTTLE	50.00	50.00	50.00	50.00	50.00	50.00	50.00	50.00
SANIPLAST ONE PUTTY	EACH	2.00	2.00	2.00	2.00	2.00	2.00	1.50	1.40
O.R.S. (NIMCOL)	PKT.	15.00	15.00	15.00	15.00	17.00	15.00	15.00	15.00
DETTOL (MEDIUM)	BOTTLE	46.80	46.80	46.80	46.80	46.80	46.80	46.80	46.80
COTTON BANDAGE 2" - 4"	EACH	9.00	9.00	8.00	9.00	8.00	9.00	5.00	5.00
THERMOMETER CHINA	EACH	40.00	40.00	40.00	42.50	42.50	40.00	30.00	30.00
DOCTOR (MBBS) CLINIC FEE	P/PAT.	166.67	175.00	110.00	125.00	100.00	250.00	75.00	100.00
URINE TEST (DR) CHARGES	P/TEST	100.00	108.75	80.00	90.00	130.00	100.00	100.00	100.00
BLOOD TEST (CP) CHARGES	P/TEST	265.00	270.00	200.00	250.00	425.00	225.00	300.00	300.00
SUGAR TEST (RANDOM/FASTING BOTH) CHARGES	P/TEST	155.00	200.00	170.00	197.50	150.00	110.00	200.00	200.00
ECG CHARGES	P/TEST	204.17	266.25	150.00	250.00	275.00	225.00	200.00	200.00
X-RAY (CHEST) CHARGES	P/X-RAY	275.00	312.50	275.00	375.00	375.00	300.00	400.00	300.00
CAR SUZUKI 800 CC (W/O. A/C)	EACH	659800.00	659800.00	659800.00	659800.00	637000.00	625000.00	645000.00	0.00
CAR SUZUKI 1000 CC	EACH	1081300.00	1081300.00	105880.00	1081300.00	1065000.00	1034000.00	1060000.00	0.00
CAR TOYOTA 1300 CC	EACH	1562000.00	1562000.00	156200.00	1562000.00	1720500.00	1520500.00	1570000.00	0.00
CAR HONDA CIVIC	EACH	2148000.00	2148000.00	2148000.00	2148000.00	2147000.00	1662000.00	2027500.00	0.00
MOTORCYCLE HONDA CD-70.	EACH	69900.00	69900.00	69900.00	69900.00	69900.00	69900.00	69900.00	69900.00
MOTORCYCLE YAMAHA 100CC.	EACH	79300.00	79300.00	79300.00	79300.00	79300.00	79300.00	79300.00	79300.00
MOTOR CYCLE HERO 70 CC	EACH	44500.00	45000.00	46750.00	48000.00	49000.00	47500.00	42500.00	42500.00
BICYCLE WITH TYRES & TUBES	EACH	7900.00	7900.00	7900.00	7200.00	7000.00	7100.00	7200.00	7000.00
TYRE CAR WITH TUBE GENERAL	EACH	3275.00	3275.00	3275.00	3450.00	3000.00	3500.00	3300.00	3000.00
TYRE MOTOR CYCLE WITHOUT TUBE	EACH	1137.50	1137.50	1250.00	1135.00	1420.00	1215.00	1250.00	1200.00
TYRE CYCLE SPECIFY BRAND NAME	EACH	345.83	355.00	370.00	387.50	330.00	350.00	330.00	330.00
TYRE CAR W/O TUBE	EACH	3275.00	3275.00	3275.00	3275.00	2700.00	3200.00	3000.00	2700.00
PETROL SUPER	LITRE	107.97	107.97	107.97	107.97	107.97	107.97	107.97	107.97
HIGH SPEED DIESEL HSD	LITRE	109.34	109.34	109.34	109.34	109.34	109.34	109.34	109.34
CNG	K.G.	76.35	76.35	76.35	0.00	71.50	71.50	71.50	71.50
GAS CYLINDER STAND. SIZE	EACH	1320.00	1330.00	1320.00	1325.00	1210.00	1400.00	1265.00	1265.00
MOTOR CYCLE SERVICE CHARGES	EACH	290.00	290.00	290.00	250.00	200.00	145.00	280.00	280.00
CAR SERVICE CHARGES	EACH	312.50	325.00	325.00	275.00	300.00	300.00	250.00	250.00
TYRE PUNCTURE CHARGES	EACH	50.00	50.00	40.00	55.00	62.50	50.00	50.00	50.00
CYCLE OVERHAULING CHARGES	EACH	716.67	725.00	290.00	375.00	319.64	300.00	160.00	200.00
CAR TAX FOR 800CC TO 1300CC	YEARLY	2650.00	432.00	2650.00	2650.00	2650.00	2650.00	2650.00	2650.00
TRAIN FARE ECO. 1-100 KM.	P/KM.	0.63	0.63	0.63	0.63	0.63	0.63	0.63	0.63
TRAIN FARE ECO. 101-500 KM.	P/KM.	0.91	0.91	0.91	0.91	0.91	0.91	0.91	0.91
TRAIN FARE ECO. > 500 KM.	P/KM.	0.84	0.84	0.84	0.84	0.84	0.84	0.84	0.84
TRAIN FARE IST SLP. 1-100KM	P/KM.	1.96	1.96	1.96	1.96	1.96	1.96	1.96	1.96
TRAIN FARE IST SLP.101-500 KM	P/KM.	2.42	2.42	2.42	2.42	2.42	2.42	2.42	2.42
TRAIN FARE IST SLP. > 500 KM	P/KM.	1.86	1.86	1.86	1.86	1.86	1.86	1.86	1.86
TRAIN FARE A/C SLP. 1-100KM.	P/KM.	5.39	5.39	5.39	5.39	5.39	5.39	5.39	5.39
TRAIN FARE A/C SLP.101-500KM	P/KM.	4.30	4.30	4.30	4.30	4.30	4.30	4.30	4.30
TRAIN FARE A/C SLP > 500KM.	P/KM.	3.89	3.89	3.89	3.89	3.89	3.89	3.89	3.89

Contd.

7.11 Intercity Consumer Prices July, 2014

Description	Unit	Rawal-pindi	Islamabad	Attock	Jehlum	Lahore	Sahiwal	Gujran-wala	Wazirabad
PLATEFORM TICKET	EACH	10.00	10.00	10.00	10.00	10.00	10.00	10.00	10.00
AUTO RICKSHAW FARES	KM/MIN	75.00	0.00	45.00	75.00	50.00	70.00	60.00	60.00
FULL TONGA CHARGES	KM/MIN	0.00	0.00	0.00	0.00	65.00	90.00	50.00	60.00
TAXI 4 SEATER FARE	KM/MIN	110.00	110.00	75.00	0.00	100.00	100.00	100.00	100.00
BUS FARE MIN (WITHIN CITY)	TICKET	15.50	15.50	0.00	15.50	13.00	0.00	10.00	10.00
BUS FARE MAX (WITHIN CIT	TICKET	29.00	29.00	0.00	29.00	26.00	0.00	20.00	15.00
BUS FARE OUTSIDE CITY	P/KM.	1.00	1.00	1.00	1.00	1.00	1.00	1.00	1.00
A/C BUS FARE OUTSIDE CITY	P/KM.	1.64	1.64	1.64	1.64	2.50	2.00	1.45	1.45
MINIBUS FARE MIN.WITH IN CITY	TICKET	15.50	15.50	0.00	0.00	16.00	0.00	10.00	10.00
MINIBUS FARE MAX.WITH IN CITY	TICKET	29.00	29.00	0.00	0.00	43.00	0.00	20.00	10.00
SUZUKI FARE MIN.WITH IN CITY	TICKET	15.00	15.00	10.00	0.00	15.00	0.00	10.00	0.00
SUZUKI FARE MAXIMUM W.IN CITY	TICKET	22.00	22.00	10.00	10.00	27.00	0.00	20.00	0.00
AIR FARE ECONOMY CLASS.	P/KM.	18.20	18.20	0.00	0.00	18.20	0.00	0.00	0.00
POSTAL ENVELOPE DOMESTIC	EACH	8.00	8.00	8.00	8.00	8.00	8.00	8.00	8.00
ENVELOPE FOR SAUDI ARABIA	EACH	50.00	50.00	50.00	50.00	50.00	50.00	50.00	50.00
POSTAL REGISTRATION CHARGES	EACH	28.00	28.00	28.00	28.00	28.00	28.00	28.00	28.00
U.M.S. REG CHARGES MIN.	EACH	58.00	58.00	58.00	58.00	58.00	58.00	59.00	59.00
T.C.S. CH. MIN.WITH IN ZONE	EACH	110.00	110.00	110.00	110.00	110.00	110.00	110.00	110.00
TELEPHONE CHARGES LOCAL CALL	P/CALL	3.94	3.94	3.94	3.94	3.94	3.94	3.94	3.94
TEL CHARGES OUT SIDE CITY	P/CALL	3.94	3.94	3.94	3.94	3.94	3.94	3.94	3.94
INTERNET CHARGES	P/HOUR	27.50	27.50	27.50	50.00	15.00	12.00	20.00	20.00
MOBILE CELL CHARGES	P/UNIT	3.00	3.00	3.00	3.00	2.50	3.00	3.00	3.00
FAX CHARGES (LOCAL)	P/PAGE	10.00	10.00	10.00	12.50	10.00	20.00	30.00	30.00
TELEPHONE SET AV. QLTY	EACH	625.00	725.00	550.00	812.50	550.00	650.00	450.00	475.00
MOBILE SET NOKIA/SONY/ERICSON/SAMSUNG WITHOUT CAMERA	EACH	2133.33	2175.00	2125.00	2450.00	2700.00	2200.00	2825.00	4250.00
T.V. 20" COLORED WEGA H-A21.	EACH	18108.33	18200.00	18100.00	18100.00	20500.00	18900.00	15000.00	18500.00
T.V 20" COLOR CHINA/KORIA)	EACH	14250.00	14250.00	14250.00	14250.00	6500.00	13500.00	7000.00	7000.00
V.C.P. PANASONIC/LG/NAT	EACH	5900.00	5900.00	5550.00	5750.00	4200.00	0.00	0.00	0.00
DVD/VCD PLAYER PANASONIC/LG	EACH	3750.00	3750.00	3550.00	3750.00	6542.86	4500.00	4600.00	4100.00
RADIO WITH C.PLAYER NATIONAL	EACH	2150.00	2150.00	2150.00	2050.00	1825.00	1800.00	2262.50	2500.00
PERSONNEL COMPUTER (BRANDED)	EACH	69250.00	69250.00	69250.00	69500.00	53000.00	37000.00	37400.00	37500.00
VID. CASSETTE BLK. TDK/SONY	EACH	144.17	145.00	135.00	175.00	122.50	155.00	0.00	0.00
COM. C.D. (TDK/IMATION)	EACH	56.67	59.38	75.00	75.00	37.14	60.00	35.00	35.00
TAPE RECORDER CASSETTE BLANK	EACH	42.50	47.50	42.50	47.50	40.00	65.00	35.00	35.00
VIDEO GAME SEGA 16 BYTE	EACH	1150.00	1150.00	1175.00	1050.00	950.00	1650.00	1050.00	0.00
CINEMA A/C. HIGH CLASS	TICKET	100.00	0.00	0.00	0.00	115.71	0.00	80.00	0.00
CINEMA NON-A/C HIGH CLASS	TICKET	50.00	0.00	0.00	0.00	72.86	50.00	60.00	0.00
CABLE CHARGES	P/ MONTH	325.00	325.00	275.00	300.00	275.00	200.00	300.00	300.00
TV.LICENCE FEE DOMESTIC	YEARLY	420.00	420.00	420.00	420.00	420.00	420.00	420.00	420.00
ENGLISH BOOK CLASS V1	EACH	77.00	77.00	77.00	77.00	77.00	77.00	77.00	77.00
ENGLISH BOOK CLASS IX OR X	EACH	129.00	129.00	129.00	129.00	129.00	129.00	129.00	129.00
ENG. BOOK IST.YR COMPLETE SET	EACH	82.00	82.00	82.00	82.00	82.00	82.00	82.00	82.00
ENGLISH BOOK BA/B.SC	EACH	178.00	178.00	178.00	178.00	178.00	178.00	178.00	178.00
URDU BOOK CLASS V (T.B.BORD)	EACH	70.00	70.00	70.00	70.00	70.00	70.00	70.00	70.00
URDU BOOK CLASS IX/X(T.B.B)	EACH	137.00	137.00	137.00	137.00	137.00	137.00	137.00	137.00
URDU BOOK IST.YEAR/INTER	EACH	51.00	51.00	51.00	51.00	51.00	51.00	51.00	51.00
URDU BOOK BA/B.SC	EACH	140.00	140.00	140.00	140.00	140.00	140.00	140.00	140.00
MATHS BOOK CALSS V (T.B.B)	EACH	84.00	84.00	84.00	84.00	84.00	84.00	84.00	84.00
MATHS BOOK CLASS IX OR X	EACH	236.00	236.00	236.00	236.00	236.00	236.00	236.00	236.00
MATHS BOOK IST.YEAR (T.B.B)	EACH	150.00	150.00	150.00	150.00	150.00	150.00	150.00	150.00
PAKISTAN STUDIES BOOK BA/B.SC	EACH	125.00	125.00	125.00	125.00	125.00	125.00	125.00	125.00
DAILY "DAWN"	P/COPY	19.00	19.00	19.00	19.00	19.00	19.00	19.00	19.00
DAILY "JANG"	P/COPY	12.00	12.00	12.00	12.00	12.00	12.00	12.00	12.00
DAILY "NAWA-E-WAQT"	P/COPY	12.00	12.00	12.00	12.00	12.00	12.00	12.00	12.00
WEEKLY "AKHBAR-E-JAHAN"	P/COPY	55.00	55.00	55.00	55.00	55.00	55.00	55.00	55.00
WEEKLY "MAG"	P/COPY	45.00	45.00	45.00	45.00	45.00	45.00	45.00	45.00
MONTHLY "NAUNEHAL DIGEST"	P/COPY	35.00	35.00	35.00	35.00	35.00	35.00	35.00	35.00
PAPER FOOLSCAPE (27"x17")	QUIRE	57.50	57.50	57.50	55.00	25.00	25.00	30.00	30.00
EXERCISE.BOOK LINED 80/100 PGS	EACH	57.50	62.50	57.50	52.50	30.00	35.00	32.50	40.00
PENCILGOLDFISH/DEER	EACH	8.00	8.00	8.00	8.00	5.00	6.00	5.00	5.00
PEN INK DOLLOR 57 ML BOTTLE	EACH	25.00	25.00	25.00	20.00	20.00	20.00	20.00	20.00

Contd.

7.11 Intercity Consumer Prices July, 2014

Description	Unit	Rawal-pindi	Islamabad	Attock	Jhelum	Lahore	Sahiwal	Gujran-wala	Wazirabad
PHOTOSTATE PAPER 70 GM	PRT	365.00	365.00	365.00	305.00	292.86	330.00	285.00	280.00
BALL PEN (local)	EACH	8.00	8.00	8.00	8.00	6.00	6.00	5.00	5.00
FOUNTAIN PEN HERO/WINGS/CHINA	EACH	47.50	47.50	47.50	46.25	45.00	50.00	40.00	40.00
PRIVATE SCHOOL FEE ENGLISH MED. AVG. STAND. (CLASS I)	P/ MONTH	2854.17	2618.75	712.50	1852.50	1378.57	1800.00	1550.00	1100.00
PRIVATE SCHOOL FEE ENGLISH MED. AVG. STAND. (CLASS V)	P/ MONTH	2833.33	2650.00	787.50	1802.50	1571.43	1800.00	1650.00	1300.00
PRIVATE SCHOOL FEE ENGLISH MED. AVG. STAND. (CLASS VI)	P/ MONTH	2850.00	2925.00	812.50	1822.50	1787.50	1875.00	1800.00	1400.00
PRIVATE SCHOOL FEE ENGLISH MED. AVG. STAND. (CLASS X)	P/ MONTH	3070.83	3275.00	962.50	1927.50	2157.14	2050.00	1850.00	1500.00
PRIVATE MEDICLE COLLEGE FEE MBBS (1ST YEAR)	P/ MONTH	49527.67	49527.67	49527.67	0.00	30208.00	0.00	0.00	0.00
PRIVATE ENGINEERING COLLEGE FEE (ISTR YEAR)	P/ MONTH	11011.50	11011.50	0.00	0.00	19550.00	0.00	0.00	0.00
GOVT. COLLEGE FEE 1ST. YEAR	MONTH	50.00	195.00	50.00	50.00	60.00	50.00	50.00	50.00
GOVT. COLLEGE FEE 4TH. YEAR	MONTH	60.00	225.00	60.00	60.00	70.00	60.00	60.00	60.00
GOVT. UNIVERSITY FEE MSC.	MONTH	77.50	1000.00	77.50	80.00	97.79	80.00	0.00	77.50
GOVT. MED. COLLEGE FEE MBBS	MONTH	873.00	873.00	873.00	0.00	1250.00	1250.00	0.00	873.00
GOVT. ENGG. COLL. FEE I YEAR	MONTH	600.00	600.00	600.00	0.00	750.00	500.00	0.00	1558.00
COACHING FEE FOR CLASS IX/X	P/ MONTH	2750.00	2987.50	1550.00	3000.00	1828.57	1400.00	600.00	500.00
COACHING CHARGES FOR CLASS 1ST YEAR/INTER (SCIENCE)	P/ MONTH	3250.00	3450.00	2200.00	3500.00	2821.43	2300.00	1200.00	800.00
COACHING CHARGES FOR CLASS 1ST YEAR/INTER (COMMERCE)	P/ MONTH	2691.67	3062.50	1900.00	3500.00	2792.86	1300.00	1200.00	800.00
I.T. TUITION FEES	P/ MONTH	1450.00	1487.50	1450.00	3231.25	6066.80	1500.00	4500.00	3900.00
MBA TUITION FEES	P/ MONTH	13736.25	13736.25	7250.00	4500.00	15687.50	0.00	7000.00	2000.00
BREAD TANDOORI ST. SIZE	EACH	7.50	7.50	6.50	6.00	6.00	6.00	6.00	6.00
COOKED MUTTON (AV. HOTEL)	PLATE	145.83	150.00	190.00	145.00	200.71	150.00	120.00	120.00
COOKED BEEF (AV. HOTEL)	PLATE	81.25	83.75	75.00	80.00	78.21	80.00	60.00	60.00
COOKED DAL (AV. HOTEL)	PLATE	50.83	56.25	47.50	47.50	50.71	40.00	35.00	35.00
CHICKEN BIRYANI FULL/DOUBLE	PLATE	115.00	125.00	145.00	100.00	128.93	130.00	110.00	110.00
TEA PREPARED (ORDINARY)	CUP	20.00	20.00	20.00	15.00	19.21	20.00	17.50	15.00
HAIRCUT CHARGES FOR MEN	P/CUT	86.25	102.50	75.00	55.00	96.43	80.00	60.00	60.00
BEAUTY PORL HAIR STYL CHARGE	P/STY.	341.67	425.00	275.00	425.00	228.57	250.00	350.00	300.00
SHAVING CHARGES	PER SHV	49.58	52.50	45.00	40.00	46.43	30.00	40.00	40.00
LIPSTICK S.MISS/MEDORA	EACH	110.00	110.00	110.00	110.00	120.00	100.00	110.00	110.00
NAIL POLISH S.MISS/MEDORA	EACH	105.00	105.00	105.00	105.00	110.00	95.00	60.00	60.00
PERFUME MED.SIZE MEDORA/BROACH	EACH	180.00	180.00	180.00	180.00	180.00	170.00	110.00	110.00
HAIR-OIL AMLA/CHAMBELI	BOTTLE	100.00	100.00	110.00	100.00	130.00	110.00	110.00	100.00
TOILET SOAP LUX 95 GRAMS	EACH	40.38	40.38	40.38	40.38	40.38	40.38	40.38	40.38
TOILET SOAP LIFEBOUY 140 GRM	EACH	36.00	36.00	36.00	36.00	36.00	36.00	36.00	36.00
TOILET SOAP SAFEGUARD BATH SIZE	EACH	48.00	48.00	48.00	48.00	48.00	48.00	48.00	48.00
TOOTHPASTE MACKLINES 70 GRM	EACH	50.00	50.00	50.00	50.00	50.00	50.00	50.00	50.00
TOOTHPAST MED SIZE CLGATE 70 GMS	EACH	60.67	60.67	60.67	60.67	60.67	60.67	56.00	56.00
TOOTHBRUSH SHEILD A/PLAQUE	EACH	22.00	22.00	22.00	22.00	35.00	55.00	50.00	45.00
TOOTHPOWDER DENTONIC 90 GRM	EACH	28.00	28.00	28.00	28.00	25.00	25.00	25.00	25.00
HAIR-COLOUR BEGIN (6 GMS)	EACH	95.00	95.00	95.00	95.00	95.00	95.00	95.00	95.00
HAIR COLOUR (KALAKOLA)	BOTTLE	120.00	120.00	120.00	120.00	120.00	120.00	120.00	120.00
FACECREAM PONDS (MEDIUM)	EACH	110.00	110.00	110.00	110.00	110.00	110.00	110.00	110.00
TALC POWDER VICE ROAY,B.CAT	EACH	135.00	135.00	135.00	135.00	130.00	130.00	130.00	130.00
BLADE TREET ORDINARY 10'S	PKT.	30.00	30.00	30.00	30.00	35.00	32.00	40.00	40.00
BLADE 7-O-CLOCK STAIN. 5'S	PKT.	35.00	35.00	35.00	35.00	32.00	30.00	35.00	35.00
SHAMPOO SUNSILK/PAINTIN 100 ML	BOTTLE	110.00	110.00	110.00	105.56	110.00	105.56	110.00	110.00
BEAUTY CREAM (FAIR & LOVELY)	EACH	60.00	60.00	60.00	60.00	99.00	155.00	155.00	155.00
HAIR REMOVING CREAM (EU-CREAM)	TUBE	60.00	60.00	60.00	60.00	65.00	65.00	65.00	65.00
GEL MEDIUM SIZE	BOTTLE	102.50	107.50	100.00	127.50	65.00	120.00	65.00	60.00
DISPOSABLE RAZOR GILLET-II	EACH	35.00	35.00	35.00	40.00	32.00	40.00	43.00	35.00
SHAVING CREAM TOUCH-ME/ADM.	EACH	60.00	60.00	60.00	60.00	55.00	60.00	60.00	60.00
GOLD TEZABI 24 CT	10 GM.	41900.00	41900.00	41152.00	40810.00	41530.00	37760.00	42085.00	42085.00
SILVER TEZABI 24 CT	10 GM.	662.50	662.50	650.00	682.50	635.00	640.00	642.00	642.00
ARTIFICIAL JEWELLARY SET	SET	1225.00	1275.00	850.00	650.00	957.14	500.00	800.00	700.00
WRIST WATCH GENTS CITIZEN (ORIGINAL) ***	EACH	4900.00	4900.00	4900.00	3750.00	6250.00	4250.00	2500.00	2500.00
WRIST WATCH LADIES CITIZEN (ORIGINAL) ***	EACH	4900.00	4900.00	4900.00	3750.00	6750.00	4250.00	2500.00	2400.00
WALL CLOCK QUARTZ AV.QLTY	EACH	520.83	550.00	550.00	275.00	600.00	600.00	487.50	425.00
SUITCASE REXIN (24"x16"x6")	EACH	1475.00	1493.75	1250.00	775.00	932.14	1050.00	725.00	775.00
TRUNK MEDIUM SIZE ***	EACH	2250.00	2243.75	1975.00	1950.00	2246.43	2000.00	1525.00	1500.00
PURSE LADIES (LEATHER) AVERAGE QUALITY	EACH	425.00	475.00	475.00	437.50	1021.43	500.00	712.50	700.00

7.11 Intercity Consumer Prices July, 2014

Description	Unit	Sialkot	Faisalabad	Jhang	Multan	Muzaffar- garh	D.G. Khan	Vehari	Sargodha
WHEAT	10 KG.	341.25	315.00	318.75	330.00	330.00	312.50	320.00	318.00
WHEAT FLOUR FINE/SUPERIOR.	KG.	50.00	42.50	40.00	40.00	40.00	40.00	38.00	40.00
WHEAT FLOUR AVG. QLTY	KG.	38.00	40.00	39.00	37.50	36.00	36.00	37.00	34.00
WHEAT FLOUR BAG	10 KG.	380.00	350.00	380.00	375.00	360.00	360.00	360.00	340.00
MAIDA	KG.	55.00	57.50	48.00	48.50	47.00	50.00	50.00	51.00
SUJI	KG.	55.00	55.00	48.00	50.00	47.00	50.00	50.00	51.00
BESAN AV. QLTY.	KG.	68.00	71.00	65.00	72.50	77.50	80.00	80.00	70.00
RICE BASMATI SUP. QLTY.	KG.	126.25	137.50	130.00	139.17	137.50	120.00	135.00	135.00
RICE BASMATI 385/386	KG.	105.00	95.00	85.00	82.50	87.50	80.00	87.50	77.50
RICE BASMATI BROKEN AV.QLTY	KG.	70.00	83.75	75.00	77.50	67.50	75.00	75.00	65.00
RICE IRR1-6 (SINDH/PUNJAB)	KG.	52.50	65.00	45.00	41.00	41.00	40.00	45.00	52.50
VERMICELLI	KG.	65.00	78.75	64.00	80.00	80.00	80.00	80.00	70.00
BREAD PLAIN MEDIUM SIZE	EACH	40.00	40.00	40.00	45.00	45.00	45.00	40.00	40.00
RUSK (PAPAY)	KG.	140.00	195.00	150.00	205.00	200.00	180.00	190.00	180.00
BISCUITS-PACKED	PKT	35.00	35.00	35.00	35.00	35.00	35.00	35.00	35.00
BISCUIT-BAKERY (LOOSE)	250 GM	60.00	73.75	65.00	90.00	70.00	80.00	75.00	75.00
CORNFLAKS FAUJI 225 GM.	PKT	166.50	171.00	166.50	175.50	175.50	166.50	176.40	166.50
SAMOSA (VEGATABLE)	EACH	15.00	19.00	15.00	14.33	13.50	10.00	15.00	17.50
PASTRY AV.QLTY.	EACH	15.00	23.75	30.00	33.33	22.50	30.00	30.00	30.00
PATTIES (VEGATABLES)	EACH	15.00	23.75	30.00	25.83	22.50	20.00	15.00	30.00
NIMCO	250 GM	45.00	67.50	65.00	67.50	67.50	60.00	70.00	65.00
CHIPS	250 GM	65.00	66.25	100.00	70.83	70.00	65.00	60.00	90.00
BEEF WITH BONE AV.QLTY.	KG	280.00	275.00	260.00	275.00	245.00	265.00	250.00	275.00
MUTTON AV.QLTY.	KG	600.00	600.00	550.00	570.00	460.00	575.00	450.00	525.00
CHICKEN FARM BROILER (LIVE)	KG	152.00	155.00	155.00	157.50	153.00	150.00	140.00	155.00
FISH-RAHU MEDIUM SIZE	KG	200.00	260.00	350.00	341.67	340.00	260.00	312.50	265.00
MILK FRESH (UNBOILED)	LTR.	70.00	70.00	60.00	70.83	70.00	70.00	57.50	60.00
CURD	KG.	80.00	80.00	70.00	80.00	80.00	85.00	67.50	70.00
MILK TETRA PACK 1/2 LTR.	PKT.	60.00	60.00	60.00	60.00	60.00	60.00	60.00	60.00
LACTOGEN 400 GRAMS	PKT.	425.00	425.00	425.00	425.00	425.00	425.00	425.00	425.00
POWDER MILK NIDO 400GM.	PKT	350.00	350.00	350.00	350.00	350.00	350.00	350.00	350.00
MILK POWDER LOOSE/PACKED	KG.	420.00	525.00	400.00	550.00	530.00	640.00	590.00	525.00
BUTTER LOCAL PACKED	50 GM.	25.00	32.00	30.00	27.00	27.00	30.00	25.00	30.00
EGGS FARM	DOZ	85.00	87.00	80.00	85.83	82.50	90.00	82.00	84.00
MUSTARD OIL AV.QLTY.	KG.	160.00	190.00	160.00	172.50	180.00	175.00	175.00	190.00
COOKING OIL (DALDA)	2.5LTR	545.00	545.00	530.00	540.00	540.00	530.00	540.00	520.00
COOKING OIL (PAKWAN) OTHER BRAND SPECIFY	2.5 LTR	505.00	525.00	530.00	545.00	545.00	545.00	540.00	440.00
VEGETABLE GHEE TIN	2.5KG.	505.00	510.00	510.00	510.00	510.00	495.00	510.00	500.00
VEGETABLE GHEE (LOOSE)	KG.	150.00	148.50	165.00	160.00	160.00	160.00	194.00	150.00
DATES AV.QLTY.	KG.	190.00	210.00	180.00	188.33	180.00	200.00	190.00	140.00
PISTACHIO AV.QLTY.	50 GM.	150.00	77.50	80.00	124.17	125.00	120.00	150.00	145.00
ALMONDS WHOLE AV.QLTY.	KG.	500.00	425.00	480.00	356.67	335.00	550.00	512.50	450.00
COCONUT DRY AV.QLTY.	KG.	270.00	250.00	280.00	300.00	320.00	290.00	230.00	280.00
RAISINS AV.QLTY.	50 GM.	20.00	21.25	20.00	17.00	19.50	15.00	19.00	17.50
GROUNDNUTS (WITH SHELL)	KG.	190.00	200.00	160.00	161.67	165.00	120.00	115.00	160.00
MALTA/MOSAMBI	DOZ	0.00	0.00	0.00	0.00	0.00	0.00	0.00	0.00
KINNU	DOZ	0.00	0.00	0.00	0.00	0.00	0.00	0.00	0.00
APPLE	KG	137.50	122.50	150.00	191.67	225.00	120.00	190.00	90.00
ALOO BUKHARA	KG	250.00	177.50	135.00	191.67	190.00	200.00	190.00	130.00
POMEGRANATE (ANNAR)	KG	0.00	0.00	0.00	0.00	0.00	0.00	0.00	0.00
GRAPES	KG	250.00	225.00	300.00	210.00	275.00	300.00	210.00	135.00
BANANAS	DOZ	125.00	85.00	70.00	115.00	130.00	150.00	90.00	90.00
MANGO KALMI	KG	100.00	70.00	70.00	67.50	70.00	70.00	77.50	65.00
GUAVA	KG	0.00	0.00	0.00	0.00	0.00	0.00	0.00	0.00
WATERMELON (TURBOOZ)	KG	20.00	38.75	20.00	21.67	30.00	22.50	45.00	13.50
MUSKMELON (KHARBOOZA)	KG	50.00	55.00	80.00	37.50	55.00	40.00	50.00	55.00
SWEETMELON (GARMA)	KG	0.00	0.00	0.00	0.00	0.00	0.00	0.00	0.00
PULSE MASOOR (WHOLE)	KG.	115.00	127.50	100.00	107.50	117.50	100.00	115.00	115.00
PULSE MASOOR (WASHED)	KG.	120.00	146.25	130.00	122.50	127.50	110.00	125.00	140.00
PULSE MOONG (WASHED)	KG.	150.00	175.00	160.00	162.50	162.50	160.00	170.00	155.00
PULSE MASH (WASHED)	KG.	150.00	135.00	140.00	147.50	152.50	140.00	165.00	150.00

Contd.

7.11 Intercity Consumer Prices July, 2014

Description	Unit	Sialkot	Faisalabad	Jhang	Multan	Muzaffargarh	D.G. Khan	Vehari	Sargodha
PULSE GRAM	KG.	60.00	71.25	60.00	68.33	67.50	70.00	72.50	62.50
GRAM WHOLE BLACK AV.QLTY.	KG.	64.00	69.75	60.00	67.50	67.50	65.00	62.50	65.00
GRAM WHOLE YELLOW AV.QLTY	KG.	110.00	105.00	70.00	104.17	115.00	100.00	125.00	110.00
BEANS (LAL LOBIA)	KG.	140.00	120.00	150.00	180.00	190.00	180.00	190.00	170.00
POTATOES	KG	80.00	67.50	65.00	77.50	77.50	80.00	90.00	65.00
ONION	KG	40.00	40.00	37.50	40.00	37.50	30.00	37.50	37.50
TURNIP	KG	0.00	0.00	0.00	0.00	0.00	0.00	0.00	0.00
RADISH	KG	0.00	0.00	0.00	0.00	0.00	0.00	0.00	0.00
TOMATOES	KG	55.00	63.75	55.00	61.67	65.00	70.00	65.00	45.00
CABBAGE	KG	0.00	0.00	0.00	0.00	0.00	0.00	0.00	0.00
CAULIFLOWER	KG	0.00	0.00	0.00	0.00	0.00	0.00	0.00	0.00
BRINJAL	KG	50.00	38.75	40.00	49.17	55.00	40.00	37.50	35.00
PUMPKIN	KG	40.00	16.25	20.00	24.17	27.50	30.00	20.00	15.00
BOTTLEGOURD	KG	50.00	28.75	30.00	35.83	37.50	40.00	32.50	45.00
LADY FINGER	KG	40.00	43.75	40.00	50.83	55.00	60.00	35.00	35.00
PEAS	KG	0.00	0.00	0.00	0.00	0.00	0.00	0.00	0.00
SPINACH	KG	0.00	0.00	0.00	0.00	0.00	0.00	0.00	0.00
TINDA	KG	60.00	50.00	42.50	60.00	55.00	50.00	37.50	65.00
TURAI	KG	50.00	28.75	35.00	37.50	37.50	40.00	32.50	25.00
KARAILA	KG	50.00	42.50	22.50	40.83	50.00	60.00	32.50	30.00
ARVI	KG	50.00	47.50	45.00	50.83	55.00	50.00	45.00	45.00
CHILLIES GREEN	KG	80.00	85.00	75.00	111.67	130.00	120.00	80.00	75.00
CARROT	KG	0.00	0.00	0.00	0.00	0.00	0.00	0.00	0.00
COCUMBER (KHEERA)	KG	47.50	37.50	80.00	74.17	65.00	60.00	32.50	55.00
LEMON	250GM	35.00	37.50	30.00	32.50	32.50	40.00	30.00	22.50
SUGAR REFINED	KG.	56.00	57.00	55.00	55.00	55.00	55.00	56.00	56.00
GUR AV.QLTY	KG.	80.00	76.25	80.00	75.83	77.50	70.00	77.50	75.00
HONEY LANGANESE 500 GM.	BOTTLE	650.00	790.00	840.00	800.00	600.00	925.00	867.50	790.00
MILO 200 GM.	BOTTLE	222.00	210.00	167.00	200.00	200.00	200.00	200.00	200.00
CUSTARD POWDER RAFHAN 300 GM.	PKT	72.50	75.00	75.00	75.00	75.00	75.00	75.00	75.00
TOFFEE (HILAL)	EACH	1.00	2.00	2.00	1.00	1.00	1.00	2.00	2.00
CHOWKELATE CANDY (SMALL SIZE)	EACH	5.00	5.00	5.00	5.00	5.00	5.00	5.00	5.00
SWEETMEAT (MIXED)	KG	250.00	250.00	240.00	291.67	280.00	280.00	260.00	250.00
ICE CREAM WALLS	CUP.	40.00	40.00	40.00	40.00	40.00	40.00	40.00	40.00
ICE	KG	10.00	10.00	10.00	5.00	5.00	6.00	7.50	10.00
JAM AHMED/MITCHELLES	BOTTLE	120.00	130.00	120.00	120.00	120.00	130.00	135.00	125.00
SQUASH-MITCHELLES	BOTTLE	135.00	150.00	140.00	150.00	150.00	150.00	135.00	150.00
ROOH AFZA	BOTTLE	150.00	150.00	140.00	140.00	140.00	145.00	140.00	140.00
JAM-E-SHIREEN	BOTTLE	150.00	150.00	145.00	150.00	150.00	150.00	150.00	150.00
SAUNF	50 GM	17.50	15.75	15.00	15.67	19.00	10.00	19.00	15.00
CINAMON LOOSE AV. QLTY	50 GM.	20.00	25.00	30.00	15.17	19.00	15.00	20.00	27.50
CUMINSEED WHITE NATIONAL	50 GM.	52.00	54.00	52.00	52.00	52.00	52.00	52.00	50.00
PEPPER BLACK NATIONAL	50 GM.	96.00	96.00	96.00	96.00	96.00	96.00	96.00	96.00
CLOVES LOOSE AV.QLTY	50 GM.	95.00	98.25	80.00	99.17	92.50	80.00	95.00	135.00
CARDAMOM LARGE LOOSE AV.QLTY	50 GM.	105.00	102.50	140.00	141.67	147.50	140.00	140.00	150.00
CARDAMOM SMALL AV.QLTY	50 GM.	95.00	77.50	100.00	89.17	105.00	70.00	110.00	125.00
SALT-POWDERED (LAHORI) LOOSE	KG.	9.00	9.00	6.00	9.00	9.00	10.00	11.00	9.00
SALT POWDERED (NATIONAL/SHAN)	PKT	25.00	25.00	25.00	25.00	25.00	25.00	25.00	25.00
CHILLIES POWD.NATIONAL 200GM	PKT	105.00	105.00	105.00	105.00	105.00	105.00	105.00	105.00
CHILLIES POWDER LOOS	KG.	240.00	205.00	230.00	230.00	230.00	240.00	230.00	250.00
CORRIANDER SEED POWD.NATIONAL	PKT	78.00	88.00	78.00	88.00	88.00	78.00	78.00	78.00
CORRIANDER SEED (LOOSE)	KG.	200.00	230.00	280.00	275.00	270.00	240.00	240.00	260.00
TURMERIC POWD.NATIONAL 50GM	PKT.	35.00	35.00	35.00	35.00	35.00	35.00	35.00	35.00
CURRY POWD. NATIONAL 200 GM	PKT.	87.00	87.00	87.00	86.00	86.00	86.00	87.00	87.00
TOMATO KETCHUP AHMED/MITCHL	BOTTLE	85.00	85.00	80.00	80.00	80.00	80.00	85.00	75.00
PICKLES AHMED/MITCHELLES	BOTTLE	100.00	110.00	90.00	95.00	95.00	90.00	110.00	95.00
VINEGAR SYNTHETIC (SIRKA)	BOTTLE	80.00	95.00	80.00	75.00	75.00	80.00	80.00	50.00
GARLIC	KG	120.00	110.00	120.00	104.17	105.00	120.00	100.00	90.00
GINGER	KG	375.00	255.00	225.00	240.00	290.00	350.00	310.00	220.00
TAPAL DANEDAR TEA 200GM PACKET	PKT	113.68	113.68	113.68	113.68	113.68	113.68	113.68	113.68
TEA LIPTON YELLOW LABEL 200GM.	PKT.	124.21	124.21	124.21	124.21	124.21	124.21	124.21	124.21

Contd.

7.11 Intercity Consumer Prices July, 2014

Description	Unit	Sialkot	Faisalabad	Jhang	Multan	Muzaffargarh	D.G. Khan	Vehari	Sargodha
TEA LOOSE KENYA AV.QLTY 250GM.	PKT.	110.00	145.75	115.00	104.17	112.50	122.50	120.00	130.00
COFFEE-NESCAFE 75 GM. **	BOTTLE	275.00	360.00	330.00	320.00	320.00	330.00	300.00	325.00
COLD DRINK (STANDARD SIZ)	BOTTLE	20.00	25.00	22.00	20.00	20.00	25.00	22.00	23.50
FRUIT JUICE TETRA PACK	PKT.	15.00	20.00	18.00	15.00	15.00	15.00	15.00	20.00
MINERAL WATER NESTLE 1.5 LTR	BOTTLE	45.00	45.00	50.00	45.00	45.00	45.00	50.00	45.00
CIGARETTES K-2 10'S **	PKT	50.00	45.00	50.00	43.00	43.00	43.00	48.00	45.00
CIGARETTES CAPSTAN 10'S **	PKT	50.00	50.00	50.00	47.00	47.00	47.00	50.00	50.00
CIGARETTES GOLD LEAF 20'S	PKT	100.00	100.00	100.00	96.00	96.00	96.00	100.00	100.00
CIGARETTES MORVEN GOLD 20'S	PKT	50.00	50.00	50.00	47.00	47.00	47.00	50.00	50.00
BETEL LEAVES	50GM.	60.00	76.25	50.00	62.50	55.00	60.00	52.50	70.00
BETEL NUTS	KG.	290.00	285.00	415.00	255.00	255.00	225.00	295.00	290.00
LONG CLOTH 57" GUL AHMED/AL-KARAM	METER	135.00	237.50	360.00	250.00	250.00	237.50	165.00	225.00
SHIRTING AV.QLTY.	METER	175.00	125.00	300.00	210.00	190.00	175.00	155.00	140.00
PANT CLOTH W & WEAR AV.QLTY	METER	215.00	475.00	400.00	342.50	342.50	325.00	412.50	425.00
LAWN PRINTED GUL AHMED/AL-KARAM	METER	177.50	240.00	360.00	290.00	270.00	237.50	175.00	360.00
GEORGETTE AV.QLTY	METER	130.00	160.00	350.00	108.00	115.00	125.00	145.00	175.00
LINEN AV.QLTY ***	METER	140.00	140.00	250.00	230.00	210.00	137.50	160.00	135.00
HEAVY WT SUITING LAWERNCPUR AVG QLTY	METER	925.00	1375.00	1600.00	1200.00	1200.00	1200.00	1200.00	950.00
HEAVY WT SUITING LAWERNCPUR SUP QLTY	METER	950.00	1525.00	1800.00	1950.00	1950.00	1950.00	1950.00	1200.00
TROPICAL SUITING LAW.PUR	METER	800.00	1100.00	1600.00	1200.00	1200.00	700.00	1000.00	950.00
PANT BOY 24"/26" LENGTH.	EACH	380.00	400.00	550.00	380.00	365.00	550.00	525.00	400.00
SHIRT BOY 24"/26" LENGTH	EACH	355.00	277.50	450.00	310.00	290.00	350.00	275.00	275.00
SCHOOL UNI. PANT,SHIRT BOYS	SUIT	625.00	475.00	700.00	573.33	525.00	650.00	412.50	462.50
SCHOOL UNI. KAMEEZ,SHAL.BOYS	SUIT	625.00	475.00	750.00	518.00	675.00	750.00	412.50	550.00
SCHOOL UNI. KAMEEZ,SHAL.GIRL	SUIT	575.00	562.50	700.00	516.67	675.00	750.00	412.50	530.00
FROCK W/WEAR GIRLS	EACH	625.00	675.00	1200.00	1200.00	1650.00	900.00	625.00	925.00
AWAMI-SUIT W & W(BOY) 24"/26	SUIT	825.00	556.25	1100.00	775.00	775.00	950.00	587.50	750.00
AWAMI-SUIT W&W (GENTS)AV.QLTY	SUIT	950.00	837.50	1350.00	985.00	1275.00	1450.00	1150.00	1750.00
PULLOVER GENTS OXFORD/BON.	EACH	2780.00	3100.00	2880.00	2830.00	2830.00	2600.00	3275.00	3400.00
PULLOVER LADIES OXFORD/BON.	EACH	2780.00	2500.00	2300.00	2450.00	2450.00	2500.00	3275.00	2500.00
PULLOVER (GENTS) OTHERS A.QTY	EACH	650.00	662.50	600.00	941.67	825.00	500.00	575.00	875.00
SECOND-HAND COAT FOR MEN	EACH	475.00	390.00	500.00	375.00	375.00	200.00	200.00	150.00
SECONDHAND SWEETER FOR MEN DUP QLTY	EACH	287.50	212.50	150.00	212.50	175.00	50.00	95.00	150.00
SECONDHAND WINTER JACKET	EACH	325.00	375.00	500.00	265.00	262.50	150.00	212.50	250.00
UNDERWEAR AV.QLTY MEDIUM SIZE	EACH	100.00	75.00	120.00	148.33	145.00	135.00	87.50	120.00
VEST FOR MEN AV.QLTY.	EACH	112.50	110.00	130.00	126.67	145.00	110.00	115.00	110.00
VEST/SHAMEEZ (WOMEN) AVG. QLTY	EACH	125.00	112.50	180.00	159.17	135.00	155.00	95.00	90.00
SOCKS NYLON (PAKISTANI)	PAIR	65.00	65.00	70.00	92.50	82.50	90.00	77.50	110.00
BRASSIER AV.QLTY.	EACH	175.00	112.50	220.00	149.17	87.50	135.00	95.00	110.00
BRASSIER SUP QLTY	EACH	462.50	340.00	595.00	336.67	210.00	350.00	225.00	425.00
DOPATTA GEORGETTE AV.QLTY.	EACH	275.00	231.25	400.00	216.67	210.00	250.00	325.00	225.00
DOPATTA COTTON AV GLTY	EACH	225.00	171.25	200.00	210.00	205.00	250.00	195.00	250.00
CHADDAR (W/WEAR) (2x2.5 MTR)	EACH	275.00	331.25	500.00	375.00	475.00	375.00	375.00	350.00
LUNGI/DHOTI(COTTON) AVG. QLTY	EACH	195.00	262.50	350.00	228.33	265.00	325.00	245.00	275.00
HANDKERCHIEF AVG. QLTY PAK	EACH	30.00	32.50	50.00	40.00	42.50	50.00	30.00	35.00
HANDKERCHIEF SUP. QLTY PAK	EACH	42.50	55.00	80.00	52.50	57.50	72.50	60.00	50.00
GLOVES AV QLTY	PAIR	75.00	70.00	60.00	96.67	95.00	150.00	72.50	90.00
AZARBAND COTTON AVG. QLTY	EACH	10.00	13.50	15.00	13.00	13.50	20.00	15.00	17.50
SEWING THREAD/REEL(ASLI PARI)	EACH	5.00	5.50	7.00	7.00	10.00	5.00	12.00	6.50
WASHING CHARGES PAINT & SHIRT	SUIT	150.00	65.00	100.00	106.67	100.00	60.00	100.00	90.00
DRY CLEANING SUIT COAT PANT	SUIT	350.00	307.50	300.00	278.00	262.50	250.00	325.00	300.00
WASHING CH. (KAMIZ-SHALWAR)	PAIR	90.00	65.00	70.00	73.33	70.00	60.00	80.00	70.00
TAILORING SHIRT	EACH	325.00	275.00	300.00	358.33	275.00	325.00	325.00	375.00
TAILORING CHARGES PANT (MEN)	EACH	625.00	450.00	500.00	470.00	425.00	750.00	512.50	600.00
TAILORING COAT-PANT SUIT	SUIT	3250.00	3250.00	3500.00	3450.00	3350.00	3250.00	3650.00	3000.00
TAILORING AWAMI-SUIT (MALE)	SUIT	425.00	550.00	475.00	475.00	425.00	500.00	425.00	425.00
TAILORING SUIT FEMALE	SUIT	500.00	375.00	475.00	335.00	325.00	500.00	337.50	500.00
GENTS SHOES PAUL BATA	PAIR	1199.00	1199.00	1199.00	1199.00	1199.00	1199.00	1199.00	1199.00
GENTS SANDAL BATA	PAIR	699.00	699.00	699.00	699.00	699.00	699.00	699.00	699.00
GENTS SPOUNG CHAPPAL BATA	PAIR	179.00	179.00	179.00	179.00	179.00	179.00	179.00	179.00
LADIES SANDAL BATA	PAIR	499.00	499.00	499.00	499.00	499.00	499.00	499.00	499.00

Contd.

7.11 Intercity Consumer Prices July, 2014

Description	Unit	Sialkot	Faisalabad	Jhang	Multan	Muzaffar-garh	D.G. Khan	Vehari	Sargodha
LADIES SPOUNG CHAPPAL BATA	PAIR	179.00	179.00	179.00	179.00	179.00	179.00	179.00	179.00
CHILD SHOE POWER LITE BATA	PAIR	599.00	599.00	599.00	599.00	599.00	599.00	599.00	599.00
GENTS SHOE, ART 1109 SERVICE	PAIR	999.00	999.00	999.00	999.00	999.00	999.00	999.00	999.00
NYLON JOGGER 27 SIZE 2-5 ***	PAIR	1299.00	1299.00	1299.00	1299.00	1299.00	1299.00	1299.00	1299.00
CHINA FOOT WEAR AV. QLTY (MALE) *	PAIR	475.00	512.50	800.00	516.67	525.00	450.00	675.00	550.00
CHINA FOOT WEAR AV. QLTY (FEMALE) *	PAIR	325.00	287.50	700.00	325.00	325.00	325.00	325.00	450.00
CHINA FOOT WEAR AV. QLTY (CHILDREN) *	PAIR	325.00	243.75	500.00	275.00	225.00	275.00	262.50	375.00
SHOE REPAIR HALF SOLE	PAIR	60.00	117.50	125.00	126.67	72.50	75.00	55.00	150.00
SHOES POLISH CHARGES AVERAGE SHOP	PAIR	10.00	15.00	20.00	17.50	17.50	20.00	15.00	17.50
HOUSE RENT (combined)	MONTH	5699.00	5215.00	4213.00	6213.00	4387.00	3741.00	4411.00	5499.00
rent 2	pm	5699.00	5215.00	4213.00	6213.00	4387.00	3741.00	4411.00	5499.00
RENT3	PM	5699.00	5215.00	4213.00	6213.00	4387.00	3741.00	4411.00	5499.00
RENT4	PM	5699.00	5215.00	4213.00	6213.00	4387.00	3741.00	4411.00	5499.00
RENT5	PM	5699.00	5215.00	4213.00	6213.00	4387.00	3741.00	4411.00	5499.00
RENT6	PM	5699.00	5215.00	4213.00	6213.00	4387.00	3741.00	4411.00	5499.00
SYNTHETIC ENEMAL ROBIALAC BALTI 3.64 LTR.	EACH	2093.00	1720.00	1850.00	2083.00	2083.00	1590.00	2083.00	1947.74
SYNTHETIC ENEMAL ICI BALTI 3.64 LTR.	EACH	2080.00	1785.00	1850.00	2077.00	2077.00	1749.00	2077.00	1938.84
CEMENT (LOCAL) SPECIFY BRAND NAME	BAG	510.00	507.00	520.00	505.00	505.00	500.00	500.00	505.00
BRICKS (NEW) 1ST CLASS	P/1000	8000.00	6200.00	6200.00	5700.00	5000.00	4550.00	4500.00	5700.00
CEMENT BLOCKS (6"x8"x12")	P/100	0.00	0.00	0.00	0.00	0.00	0.00	0.00	0.00
BAJREE	100CFT	5300.00	4500.00	3600.00	4800.00	3100.00	2500.00	5450.00	2900.00
SAND (BLACK PIT SAND)	K100CFT	4100.00	2000.00	2300.00	1800.00	1600.00	1800.00	1500.00	1450.00
TIMBER SHESHAM LOG IST QUALITY	cbumt.	39500.00	63558.00	38846.00	71000.00	52965.00	52900.00	42377.00	63566.00
IRON BAR (M.S. BAR) 1/2"	P/TON	78000.00	79500.00	76000.00	78500.00	78500.00	78000.00	83500.00	79000.00
CARPANTER WAGE RATE	P/DAY	700.00	600.00	800.00	725.00	625.00	725.00	575.00	600.00
MASON (RAJ) WAGE RATE	P/DAY	825.00	800.00	800.00	700.00	675.00	725.00	600.00	700.00
UNSKILLED LABOUR WAGE RATE	P/DAY	475.00	475.00	400.00	400.00	375.00	400.00	350.00	400.00
PLUMBER WAGE RSTE	P/DAY	0.00	625.00	800.00	725.00	675.00	725.00	575.00	600.00
ELECTICIAN WAGE RATE PER DAY **	P/DAY	0.00	0.00	800.00	0.00	0.00	0.00	575.00	600.00
ELECTICIAN WAGE RATE PER POINT **	P/PNT	127.50	115.00	85.00	90.00	70.00	60.00	70.00	110.00
WATER CHARGES PER HOUSE	P/MONTH	100.00	128.75	60.00	100.00	0.00	75.00	50.00	25.00
ELECT.CHARGES UPTO 50 UNITS	P/UNIT	2.00	2.00	2.00	2.00	2.00	2.00	2.00	2.00
ELECT.CHARGES 01 - 100 UNIT	P/UNIT	5.79	5.79	5.79	5.79	5.79	5.79	5.79	5.79
ELECT.CHARGES 101 - 300 UNIT	P/UNIT	9.70	9.70	9.70	9.70	9.70	9.70	9.70	9.70
ELECT.CHARGES 301 - 1000 UNIT	P/UNIT	15.27	15.27	15.27	15.27	15.27	15.27	15.27	15.27
ELECT.CHARGES ABOVE 1000 UNIT	P/UNIT	17.41	17.41	17.41	17.41	17.41	17.41	17.41	17.41
ELEC	PM	10.03	10.03	10.03	10.03	10.03	10.03	10.03	10.03
GAS CHRg upto 3.3719 MMBUT	MMBTU	124.18	124.18	124.18	124.18	124.18	124.18	0.00	124.18
GAS CHRg 3.3719 - 6.7438 MMBUT	MMBTU	248.37	248.37	248.37	248.37	248.37	248.37	0.00	248.37
GAS CHRg 6.7438 - 10.1157 MMBUT	MMBTU	248.37	248.37	248.37	248.37	248.37	248.37	0.00	248.45
GAS CHRg10.1157 - 13.4876 MMBUT	MMBTU	620.91	620.91	620.91	620.91	620.91	620.91	0.00	620.91
GAS	PM	620.91	620.91	620.91	620.91	620.91	620.91	0.00	620.91
GAS	PM	372.55	372.55	372.55	372.55	372.55	372.55	0.00	372.55
KEROSENE OIL	LTR	121.00	103.00	110.00	115.50	120.00	110.00	120.00	110.00
FIREWOOD WHOLE	40 KG.	600.00	600.00	500.00	545.00	525.00	450.00	490.00	475.00
CHAIR SHESHAM WOOD WITH ARMS **	EACH	1850.00	1450.00	2000.00	1450.00	1450.00	1500.00	1900.00	2000.00
CHAIR PLASTIC (CHAIRMAN) AVERAGE QUALITY	EACH	500.00	725.00	725.00	675.00	650.00	550.00	650.00	800.00
TABLE SHESHAM WOOD (4X2X5") ***	EACH	6500.00	4750.00	3500.00	4033.33	4250.00	3000.00	3000.00	3750.00
SOFASET WOODEN WITH FOAM SEAT **	SET	12500.00	17500.00	18000.00	13500.00	12250.00	16000.00	14500.00	18000.00
COT IRON (WITH NIWAR)AV.QLTY.	EACH	1550.00	1550.00	2200.00	1850.00	1750.00	1550.00	1450.00	1900.00
ALMIRAH (STEEL) 6'X3' 20 GUAGE	EACH	7900.00	9550.00	8000.00	6700.00	6750.00	9000.00	12000.00	10750.00
DINNING TABLE 6 CHAIRS A.QLTY	SET	13100.00	17500.00	25000.00	18250.00	16500.00	19500.00	21000.00	23500.00
SINGLE BED WITHOUT FOAM MED.	EACH	5500.00	4350.00	7250.00	5625.00	4900.00	4750.00	5000.00	5500.00
MATRESS SINGLE(4"THICK)	EACH	3250.00	4970.00	5240.00	5000.00	5050.00	5100.00	5100.00	4900.00
FARSHI DARI 12'X9' AV.QLTY	EACH	925.00	1125.00	2500.00	1200.00	1300.00	1000.00	1175.00	1250.00
DARI COTTON (6'x2 1/2') AV.QL	EACH	387.50	512.50	450.00	450.00	600.00	400.00	325.00	550.00
CARPET PLAIN AV. QLTY	SQFT.	35.00	57.50	35.00	31.83	30.00	25.00	29.00	37.50
QUILT (LIHAF) 3 KG. COTTON	EACH	725.00	1000.00	1200.00	956.25	725.00	500.00	775.00	1400.00
BLANKET (90" x 54")	EACH	2300.00	4750.00	3500.00	3750.00	3750.00	1800.00	3750.00	4250.00
BEDSHEET SINGLE BED SUP.QLTY	EACH	360.00	825.00	700.00	633.33	525.00	550.00	625.00	650.00
BED SHEET DOUBLE WITH TWO PILLOW COVERS SUP QLTY	SET	1100.00	1625.00	1200.00	1258.33	1150.00	900.00	1225.00	1350.00

Contd.

7.11 Intercity Consumer Prices July, 2014

Description	Unit	Sialkot	Faisalabad	Jhang	Multan	Muzaffar- garh	D.G. Khan	Vehari	Sargodha
TOWEL(3'x2') AV. QALTY	EACH	105.00	180.00	250.00	242.00	235.00	200.00	275.00	190.00
CEILING FAN 48" SUPER QLTY **	EACH	2400.00	2895.00	2850.00	3095.00	3095.00	3095.00	3095.00	3400.00
PEDESTAL FAN 22" SUPER QLTY	EACH	3300.00	4500.00	4200.00	4870.00	4750.00	4600.00	4750.00	4000.00
REFG. DAWLENCE 10 CFT. D.DOOR	EACH	34500.00	29250.00	29800.00	29200.00	29200.00	31500.00	29700.00	33000.00
D-FREEZER WAVES 8 CFT.	EACH	25500.00	27000.00	30800.00	30200.00	30200.00	27000.00	30200.00	28500.00
AIRCONDITIONER 1.5 TON PEL	EACH	30000.00	41000.00	41500.00	40000.00	40000.00	42000.00	35000.00	35000.00
SPLIT AIR CONDITIONER 1.5 TON (SPECIFY BRAND NAME)	EACH	41000.00	44000.00	48000.00	48400.00	48400.00	49500.00	42500.00	41000.00
AIRCOOLER SUPER ASIA	EACH	10000.00	12000.00	13500.00	13000.00	13000.00	14500.00	14400.00	13250.00
WASHING MACHINE SINGER	EACH	15600.00	15550.00	15450.00	15600.00	15600.00	15650.00	15500.00	15900.00
SEWING MACHINE(SINGER)	EACH	5860.00	5830.00	5800.00	5860.00	6400.00	6400.00	6210.00	5810.00
GIZER LARGE SIZE 30 GALLON CAPACITY SUP QLTY	EACH	13750.00	19500.00	19500.00	19400.00	19400.00	19700.00	19400.00	19000.00
GAS BURNER DOUBLE SPFY.BRAND	EACH	1250.00	1550.00	2000.00	1475.00	1425.00	1300.00	1250.00	1750.00
ELECT. IRON PHILIPS MDL.1120	EACH	1450.00	1780.00	1500.00	2100.00	1600.00	2100.00	1500.00	2500.00
ELECTRIC JUICER FOR APPLE	EACH	6000.00	5750.00	7875.00	8400.00	8200.00	3600.00	8250.00	4250.00
S.STEEL DEGHCHI MEDIUM SIZE ***	EACH	430.00	575.00	400.00	767.50	400.00	350.00	737.50	425.00
ALUMINIUM COOKING PAN (DEGCHI) MED SIZE	EACH	460.00	475.00	550.00	296.25	285.00	350.00	565.00	475.00
NON STICK COOKING PAN (DEGCHI) SUP. QLTY	EACH	675.00	1075.00	800.00	765.71	650.00	800.00	765.00	725.00
FRYING PAN STEEL AVG. QLTY MED. SIZE	EACH	310.00	312.50	400.00	295.00	195.00	300.00	255.00	225.00
TAWA IORN (MEDIUM SIZE) AVG. QLTY	EACH	275.00	225.00	275.00	192.50	190.00	200.00	210.00	237.50
S.STEEL PLATE A.QLTY.(M.SIZE)	EACH	67.50	57.50	80.00	75.00	55.00	60.00	72.50	65.00
TABLE SPOON S.STEEL SUP.QLTY.	DOZEN	305.00	325.00	350.00	275.83	245.00	350.00	390.00	375.00
WATER SET JUG+6 GLASSES (OMROC)	SET	737.50	725.00	450.00	400.00	425.00	350.00	330.00	800.00
TEA SET PAK. CHINAWARE 21 PCS.	SET	1025.00	1500.00	2000.00	1637.50	1825.00	2000.00	2050.00	1900.00
DINNER SET PLASTIC 72 PIECES SUPERIOR QLTY	SET	2750.00	8250.00	4500.00	4675.00	4750.00	5250.00	5500.00	5250.00
HOTPOT SET PLASTIC 3 PCS.	SET	825.00	1212.50	1350.00	1275.00	1050.00	1600.00	1425.00	1300.00
BUCKET(BALTI) PLASTIC MED.SIZ	EACH	205.00	325.00	300.00	290.00	255.00	350.00	312.50	375.00
LOTA PLASTIC (MED SIZE) AVERAGE QUALITY	EACH	35.00	40.00	50.00	46.67	55.00	50.00	52.50	45.00
PRESURE COOKER 4 LTR.	EACH	912.50	1250.00	1620.00	1650.00	1650.00	1000.00	1575.00	1200.00
WATER COOLER 9/10 LTR.PLASTIC ***	EACH	400.00	675.00	850.00	513.00	525.00	600.00	575.00	675.00
THERMOS STARVAC 1 LTR	EACH	600.00	431.25	450.00	391.00	390.00	370.00	462.50	450.00
BULB PHILIPS 100-WATTS	EACH	25.00	25.00	30.00	30.00	30.00	30.00	30.00	27.50
TUBE LIGHT PHILIPS 40 WATTS	EACH	95.00	97.50	95.00	100.00	100.00	95.00	99.00	100.00
ELECTRIC BLUBS "0" WATTE LOCAL	EACH	20.00	20.00	20.00	20.00	20.00	20.00	20.00	20.00
ELECTRIC BLUB ENERGY SAVER 14 WATTS	EACH	155.00	162.50	140.00	165.00	165.00	165.00	170.00	165.00
WASHING SOAP 250 GMS SPECIFY BRAND NAME	EACH	20.00	25.00	20.00	22.00	20.00	25.00	40.00	38.00
SURF EXCEL 400 GMS POLY BAG	EACH	125.00	125.00	125.00	125.00	125.00	125.00	125.00	125.00
WASHING POWDER 1000 GRM	EACH	185.00	185.00	185.00	185.00	185.00	185.00	185.00	185.00
WASHING POWDER (WHEEL/ BONUS) 100 GRAMS	EACH	85.00	90.00	95.00	95.00	95.00	90.00	95.00	95.00
CLEANSER POWDER VIM 1000 GM	PKT.	66.67	72.22	72.22	72.22	72.22	72.22	72.22	66.67
FINIS 500 ML	BOTTLE	193.75	185.00	185.00	185.00	185.00	195.00	150.00	195.00
PHNYLE TYPHONE/FINIS/CARRANITE 3 LITRES	BOTTLE	120.00	145.00	130.00	150.00	150.00	150.00	145.00	145.00
HARPC	BOTTLE	130.00	125.00	130.00	130.00	130.00	135.00	130.00	125.00
BOOT POLISH CHERRY/KIWI 50ML	EACH	100.00	100.00	100.00	100.00	100.00	100.00	100.00	90.00
ROBIN BLUE (35 GRAMS)	PKT.	40.00	45.00	45.00	45.00	45.00	45.00	45.00	45.00
TISSU PAPER PERFUMED 100 PCS.	PKT	90.00	90.00	90.00	95.00	95.00	90.00	95.00	105.00
TOILET PAPER ROLL (R.PETEL)	P/ROLL	35.00	35.00	38.00	38.00	38.00	38.00	38.00	38.00
BOOT POLISH LIQUID CHEERY BLOSSOM KIWI 75 ML	BOTTLE	120.00	140.00	140.00	140.00	140.00	140.00	140.00	130.00
MATCH BOX SMALL	EACH	2.00	1.50	2.00	1.50	1.50	2.00	2.00	2.00
DRY CELL 1.5 VOLT(LOCAL)	EACH	15.00	25.00	25.00	25.00	25.00	23.00	25.00	22.50
HAND STITCHING NEEDLE M.SIZE	PACKET	10.00	9.00	10.00	10.00	10.00	5.00	10.00	10.00
SEWING MACHINE NEEDLE (SINGER)	EACH	8.00	7.00	6.00	8.60	8.60	5.00	5.00	5.00
HOUSEHOLD SERVANT FEMALE P/T	P/MNTH	1050.00	2250.00	2200.00	1500.00	1200.00	1350.00	1500.00	3000.00
MARRIAGE HALL WITH FURNITURE	P/HEAD	77.50	130.00	150.00	84.17	72.50	110.00	95.00	150.00
SEPTRAN TABLETS	10TAB.	15.00	15.00	15.00	15.00	15.00	15.00	15.00	15.00
BRUFEN TABS 200-MG.	10TAB.	10.00	10.00	10.00	10.00	10.00	10.00	10.00	10.00
PANADOL TAB. EXTRA/PLAIN	10TAB.	10.00	10.00	10.00	10.00	10.00	10.00	10.00	10.00
DISPRIN TAB.	10TAB.	10.00	10.00	10.00	10.00	10.00	10.00	10.00	10.00
TRISIL TAB.	10 TAB	10.00	10.00	10.00	10.00	10.00	10.00	10.00	10.00
FLAGYL TAB. 200 MG.	10TAB.	10.00	10.00	10.00	10.00	10.00	10.00	10.00	10.00
VENTOLIN TAB. 2MG.	10TAB.	9.00	9.00	9.00	9.00	9.00	9.00	9.00	9.00
DAONIL TAB. 5 MG.	10TAB.	17.00	17.00	17.00	17.00	17.00	17.00	17.00	17.00

Contd.

7.11 Intercity Consumer Prices July, 2014

Description	Unit	Sialkot	Faisalabad	Jhang	Multan	Muzaffar- garh	D.G. Khan	Vehari	Sargodha
ENTOX TAB.	10TAB.	10.00	10.00	10.00	10.00	10.00	10.00	10.00	10.00
RENITEC TAB. 5 MG.	10TAB.	59.00	59.00	59.00	59.00	59.00	59.00	59.00	59.00
CAC. 1000 TAB	BOTTLE	122.00	122.00	122.00	122.00	122.00	122.00	122.00	122.00
AMOXIL CAPSOLE 250 MG.S	10CAP.	36.00	36.00	36.00	36.00	36.00	36.00	36.00	36.00
CALCIUM SYRUP SANDOZ	BOTTLE	64.00	64.00	64.00	64.00	64.00	64.00	64.00	64.00
LEDERPLEX SYRUP	BOTTLE	35.00	35.00	35.00	35.00	35.00	35.00	35.00	35.00
SANCOS SYRUP (50 ML.)	BOTTLE	30.00	30.00	30.00	30.00	30.00	30.00	30.00	30.00
PHENERGAN SYRUP 120 ML.	BOTTLE	33.00	33.00	33.00	33.00	33.00	33.00	33.00	33.00
CALPOL SYRUP 60 ML.	BOTTLE	28.00	28.00	28.00	28.00	28.00	28.00	28.00	28.00
HYDRYLLIN SYRUP 120 ML.	BOTTLE	59.00	59.00	59.00	59.00	59.00	59.00	59.00	59.00
POLYFAX EYE OINTMENT	TUBE	21.00	21.00	21.00	21.00	21.00	21.00	21.00	21.00
BETNESOL EYE DROPS	BOTTLE	33.89	33.89	33.89	33.89	33.89	33.89	33.89	33.89
EAR DROPS (CARDISPORINE) ***	BOTTLE	21.00	21.00	21.00	21.00	21.00	21.00	21.00	21.00
BETNOVATE-N OINTMENT 5 GMS	TUBE	16.00	16.00	16.00	16.00	16.00	16.00	16.00	16.00
BURNOL CREAM 30 GRM	TUBE	16.00	16.00	16.00	16.00	16.00	16.00	16.00	16.00
VICKS VAPORUB/BALM	BOTTLE	36.00	36.00	36.00	36.00	36.00	36.00	36.00	36.00
GLYCRINE SMALL BOTTLE	BOTTLE	17.50	20.00	30.00	18.00	18.00	20.00	15.00	20.00
JOUHAR JOSHANDA	PKT.	6.00	6.00	6.00	7.00	7.00	6.00	7.00	6.00
GALXOS-D (450 GRMS)	PKT.	151.88	168.75	168.75	168.75	168.75	157.50	157.50	157.50
GRIPE-WATER WOODWARDS	BOTTLE	50.00	50.00	50.00	50.00	50.00	50.00	50.00	50.00
SANIPLAST ONE PUTTY	EACH	1.40	2.00	2.00	1.40	1.40	1.40	2.00	2.00
O.R.S. (NIMCOL)	PKT.	15.00	15.00	15.00	17.00	17.00	17.00	15.00	15.00
DETTOL (MEDIUM)	BOTTLE	46.80	46.80	46.80	46.80	46.80	46.80	46.80	46.80
COTTON BANDAGE 2" - 4"	EACH	5.00	7.50	8.25	7.00	10.00	7.00	8.00	5.00
THERMOMETER CHINA	EACH	40.00	42.50	35.00	42.50	57.50	40.00	45.00	45.00
DOCTOR (MBBS) CLINIC FEE	P/PAT.	100.00	90.00	300.00	100.00	100.00	100.00	100.00	150.00
URINE TEST (DR) CHARGES	P/TEST	150.00	55.00	60.00	68.75	55.00	70.00	50.00	45.00
BLOOD TEST (CP) CHARGES	P/TEST	350.00	225.00	200.00	290.00	225.00	200.00	237.50	175.00
SUGAR TEST (RANDOM/FASTING BOTH) CHARGES	P/TEST	200.00	180.00	120.00	122.50	100.00	100.00	60.00	90.00
ECG CHARGES	P/TEST	150.00	200.00	200.00	300.00	110.00	275.00	150.00	225.00
X-RAY (CHEST) CHARGES	P/X-RAY	200.00	350.00	350.00	250.00	185.00	300.00	200.00	275.00
CAR SUZUKI 800 CC (W/O. A/C)	EACH	625000.00	652800.00	630000.00	655400.00	0.00	636800.00	651800.00	625000.00
CAR SUZUKI 1000 CC	EACH	1053500.00	1092800.00	1039000.00	1082800.00	0.00	1050000.00	1086800.00	1050000.00
CAR TOYOTA 1300 CC	EACH	1561500.00	1520500.00	1700500.00	1640500.00	0.00	1570000.00	0.00	1589500.00
CAR HONDA CIVIC	EACH	2027500.00	0.00	1700000.00	2072000.00	0.00	0.00	0.00	2057000.00
MOTORCYCLE HONDA CD-70.	EACH	69900.00	69900.00	69900.00	69900.00	69900.00	69900.00	69900.00	69900.00
MOTORCYCLE YAMAHA 100CC.	EACH	79300.00	79300.00	79300.00	80000.00	80000.00	79300.00	79500.00	79500.00
MOTOR CYCLE HERO 70 CC	EACH	45000.00	47500.00	44500.00	47500.00	0.00	45000.00	43000.00	42500.00
BICYCLE WITH TYRES & TUBES	EACH	6900.00	7600.00	8200.00	7500.00	7500.00	7750.00	7550.00	7250.00
TYRE CAR WITH TUBE GENERAL	EACH	3000.00	3650.00	4300.00	2800.00	2900.00	2800.00	3800.00	3750.00
TYRE MOTOR CYCLE WITHOUT TUBE	EACH	1120.00	1250.00	1250.00	970.00	990.00	850.00	1165.00	1150.00
TYRE CYCLE SPECIFY BRAND NAME	EACH	337.50	425.00	360.00	365.00	370.00	320.00	372.50	400.00
TYRE CAR W/O TUBE	EACH	2900.00	3600.00	4000.00	2800.00	0.00	2800.00	2965.00	3250.00
PETROL SUPER	LITRE	107.97	107.97	107.97	107.97	107.97	107.97	107.97	107.97
HIGH SPEED DIESEL HSD	LITRE	109.34	109.34	109.34	109.34	109.34	109.34	109.34	109.34
CNG	K.G.	71.50	71.50	0.00	71.50	71.50	0.00	0.00	0.00
GAS CYLINDER STAND. SIZE	EACH	1375.00	1310.00	1400.00	1480.00	1480.00	1350.00	1250.00	1300.00
MOTOR CYCLE SERVICE CHARGES	EACH	175.00	225.00	270.00	230.00	225.00	200.00	190.00	275.00
CAR SERVICE CHARGES	EACH	375.00	300.00	250.00	275.00	225.00	225.00	250.00	325.00
TYRE PUNCTURE CHARGES	EACH	75.00	70.00	50.00	70.00	65.00	30.00	45.00	50.00
CYCLE OVERHAULING CHARGES	EACH	337.50	275.00	400.00	280.83	290.00	275.00	195.00	350.00
CAR TAX FOR 800CC TO 1300CC	YEARLY	2650.00	2650.00	2650.00	2650.00	2650.00	2650.00	2650.00	2650.00
TRAIN FARE ECO. 1-100 KM.	P/KM.	0.63	0.63	0.63	0.63	0.63	0.63	0.63	0.63
TRAIN FARE ECO. 101-500 KM.	P/KM.	0.91	0.91	0.91	0.91	0.91	0.91	0.91	0.91
TRAIN FARE ECO. > 500 KM.	P/KM.	0.84	0.84	0.84	0.84	0.84	0.84	0.84	0.84
TRAIN FARE IST SLP. 1-100KM	P/KM.	1.96	1.96	1.96	1.96	1.96	1.96	1.96	1.96
TRAIN FARE IST SLP.101-500 KM	P/KM.	2.42	2.42	2.42	2.42	2.42	2.42	2.42	2.42
TRAIN FARE IST SLP. > 500 KM	P/KM.	1.86	1.86	1.86	1.86	1.86	1.86	1.86	1.86
TRAIN FARE A/C SLP. 1-100KM.	P/KM.	5.39	5.39	5.39	5.39	5.39	5.39	5.39	5.39
TRAIN FARE A/C SLP.101-500KM	P/KM.	4.30	4.30	4.30	4.30	4.30	4.30	4.30	4.30
TRAIN FARE A/C SLP > 500KM.	P/KM.	3.89	3.89	3.89	3.89	3.89	3.89	3.89	3.89

Contd.

7.11 Intercity Consumer Prices July, 2014

Description	Unit	Sialkot	Faisalabad	Jhang	Multan	Muzaffargarh	D.G. Khan	Vehari	Sargodha
PLATFORM TICKET	EACH	10.00	10.00	10.00	10.00	10.00	10.00	10.00	10.00
AUTO RICKSHAW FARES	KM/MIN	60.00	65.00	50.00	30.00	30.00	80.00	35.00	60.00
FULL TONGA CHARGES	KM/MIN	60.00	75.00	80.00	49.38	50.00	56.00	0.00	0.00
TAXI 4 SEATER FARE	KM/MIN	100.00	60.00	100.00	100.00	100.00	50.00	50.00	50.00
BUS FARE MIN (WITHIN CITY)	TICKET	0.00	15.00	0.00	13.00	0.00	0.00	0.00	15.00
BUS FARE MAX (WITHIN CIT	TICKET	0.00	30.00	0.00	26.00	0.00	0.00	0.00	27.50
BUS FARE OUTSIDE CITY	P/KM.	1.00	1.00	1.00	1.00	1.00	1.00	1.00	1.00
A/C BUS FARE OUTSIDE CITY	P/KM.	1.11	1.74	1.63	1.40	1.40	1.40	1.45	2.00
MINIBUS FARE MIN.WITH IN CITY	TICKET	0.00	0.00	0.00	16.00	0.00	0.00	0.00	0.00
MINIBUS FARE MAX.WITH IN CITY	TICKET	0.00	0.00	0.00	31.00	0.00	0.00	0.00	0.00
SUZUKI FARE MIN.WITH IN CITY	TICKET	15.00	15.00	15.00	13.00	0.00	8.00	0.00	15.00
SUZUKI FARE MAXIMUM W.IN CITY	TICKET	20.00	27.50	20.00	26.00	0.00	8.00	0.00	20.00
AIR FARE ECONOMY CLASS.	P/KM.	0.00	18.20	0.00	18.20	0.00	0.00	0.00	0.00
POSTAL ENVELOPE DOMESTIC	EACH	8.00	8.00	8.00	8.00	8.00	8.00	8.00	8.00
ENVELOPE FOR SAUDI ARABIA	EACH	50.00	50.00	50.00	50.00	50.00	50.00	50.00	50.00
POSTAL REGISTRATION CHARGES	EACH	28.00	28.00	28.00	28.00	28.00	28.00	28.00	28.00
U.M.S. REG CHARGES MIN.	EACH	58.00	58.00	58.00	58.00	58.00	58.00	59.00	58.00
T.C.S. CH. MIN.WITH IN ZONE	EACH	110.00	110.00	110.00	110.00	110.00	110.00	110.00	110.00
TELEPHONE CHARGES LOCAL CALL	P/CALL	3.94	3.94	3.94	3.94	3.94	3.94	3.94	3.94
TEL CHARGES OUT SIDE CITY	P/CALL	3.94	3.94	3.94	3.94	3.94	3.94	3.94	3.94
INTERNET CHARGES	P/HOUR	25.00	22.50	40.00	17.50	17.50	20.00	50.00	50.00
MOBILE CELL CHARGES	P/UNIT	3.06	3.00	3.00	3.00	4.00	3.00	3.00	3.00
FAX CHARGES (LOCAL)	P/PAGE	10.00	12.50	30.00	10.00	15.00	15.00	15.00	20.00
TELEPHONE SET AV. QLTY	EACH	300.00	475.00	900.00	775.00	450.00	900.00	975.00	825.00
MOBILE SET NOKIA/SONY/ERICSON/SAMSUNG WITHOUT CAMERA	EACH	2600.00	2200.00	2600.00	3200.00	3200.00	2600.00	3200.00	2150.00
T.V. 20" COLORED WEGA H-A21.	EACH	20000.00	24500.00	16500.00	23500.00	23500.00	23500.00	19000.00	22000.00
T.V 20" COLOR CHINA/KORIA)	EACH	13500.00	16350.00	11900.00	14500.00	15000.00	14900.00	6650.00	6850.00
V.C.P. PANASONIC/LG/NAT	EACH	5450.00	5750.00	0.00	5000.00	0.00	5000.00	0.00	0.00
DVD/VCD PLAYER PANASONIC/LG	EACH	4500.00	4000.00	4000.00	4420.00	4200.00	4000.00	4100.00	0.00
RADIO WITH C.PLAYER NATIONAL	EACH	2250.00	2175.00	1650.00	3333.33	0.00	3000.00	1500.00	4500.00
PERSONNEL COMPUTER (BRANDED)	EACH	35000.00	38820.00	45000.00	48200.00	48200.00	35000.00	40000.00	25000.00
VID. CASSETTE BLK. TDK/SONY	EACH	100.00	150.00	0.00	180.00	170.00	150.00	190.00	165.00
COM. C.D. (TDK/IMATION)	EACH	42.50	67.50	40.00	60.00	50.00	60.00	95.00	45.00
TAPE RECORDER CASSETTE BLANK	EACH	30.00	65.00	60.00	50.00	42.50	40.00	75.00	50.00
VIDEO GAME SEGA 16 BYTE	EACH	1250.00	1500.00	1150.00	1300.00	0.00	1600.00	1050.00	0.00
CINEMA A/C. HIGH CLASS	TICKET	40.00	150.00	0.00	150.00	0.00	0.00	0.00	100.00
CINEMA NON-A/C HIGH CLASS	TICKET	40.00	100.00	50.00	80.00	40.00	35.00	0.00	0.00
CABLE CHARGES	P/ MONTH	250.00	300.00	300.00	300.00	250.00	350.00	300.00	250.00
TV.LICENCE FEE DOMESTIC	YEARLY	420.00	420.00	420.00	420.00	420.00	420.00	420.00	420.00
ENGLISH BOOK CLASS V1	EACH	77.00	77.00	77.00	77.00	77.00	77.00	77.00	77.00
ENGLISH BOOK CLASS IX OR X	EACH	129.00	129.00	129.00	129.00	129.00	129.00	129.00	129.00
ENG. BOOK IST.YR COMPLETE SET	EACH	82.00	82.00	82.00	82.00	82.00	82.00	82.00	82.00
ENGLISH BOOK BA/B.SC	EACH	178.00	178.00	178.00	178.00	178.00	178.00	178.00	178.00
URDU BOOK CLASS V (T.B.BORD)	EACH	70.00	70.00	70.00	70.00	70.00	70.00	70.00	70.00
URDU BOOK CLASS IX/X(T.B.B)	EACH	137.00	137.00	137.00	137.00	137.00	137.00	137.00	137.00
URDU BOOK IST.YEAR/INTER	EACH	51.00	51.00	51.00	51.00	51.00	51.00	51.00	51.00
URDU BOOK BA/B.SC	EACH	140.00	140.00	140.00	140.00	140.00	140.00	140.00	140.00
MATHS BOOK CALSS V (T.B.B)	EACH	84.00	84.00	84.00	84.00	84.00	84.00	84.00	84.00
MATHS BOOK CLASS IX OR X	EACH	236.00	236.00	236.00	236.00	236.00	236.00	236.00	236.00
MATHS BOOK IST.YEAR (T.B.B)	EACH	150.00	150.00	150.00	150.00	150.00	150.00	150.00	150.00
PAKISTAN STUDIES BOOK BA/B.SC	EACH	125.00	125.00	125.00	125.00	125.00	125.00	125.00	125.00
DAILY "DAWN"	P/COPY	19.00	19.00	19.00	19.00	19.00	19.00	19.00	19.00
DAILY "JANG"	P/COPY	12.00	12.00	12.00	12.00	12.00	12.00	12.00	12.00
DAILY "NAWA-E-WAQT"	P/COPY	12.00	12.00	12.00	12.00	12.00	12.00	12.00	12.00
WEEKLY "AKHBAR-E-JAHAN"	P/COPY	55.00	55.00	55.00	55.00	55.00	55.00	55.00	55.00
WEEKLY "MAG"	P/COPY	45.00	45.00	45.00	45.00	45.00	45.00	45.00	45.00
MONTHLY "NAUNEHAL DIGEST"	P/COPY	35.00	35.00	35.00	35.00	35.00	35.00	35.00	35.00
PAPER FOOLSCAPE (27"x17")	QUIRE	30.00	45.00	55.00	37.50	32.50	27.50	47.50	55.00
EXERCISE.BOOK LINED 80/100 PGS	EACH	80.00	57.50	60.00	32.50	27.50	27.50	42.50	60.00
PENCILGOLDFISH/DEER	EACH	7.00	6.00	6.00	6.50	6.00	6.00	6.00	6.00
PEN INK DOLLOR 57 ML BOTTLE	EACH	25.00	20.00	20.00	20.00	20.00	20.00	20.00	20.00

Contd.

7.11 Intercity Consumer Prices July, 2014

Description	Unit	Sialkot	Faisalabad	Jhang	Multan	Muzaffargarh	D.G. Khan	Vehari	Sargodha
PHOTOSTATE PAPER 70 GM	PRT	275.00	345.00	325.00	268.33	330.00	360.00	295.00	365.00
BALL PEN (local)	EACH	5.00	5.00	6.00	5.50	6.00	6.00	5.00	7.00
FOUNTAIN PEN HERO/WINGS/CHINA	EACH	40.00	50.00	50.00	45.00	37.50	35.00	50.00	47.50
PRIVATE SCHOOL FEE ENGLISH MED. AVG. STAND. (CLASS I)	P/ MONTH	700.00	1600.00	1275.00	1733.33	687.50	1300.00	1125.00	800.00
PRIVATE SCHOOL FEE ENGLISH MED. AVG. STAND. (CLASS V)	P/ MONTH	800.00	1800.00	1275.00	1808.33	812.50	1350.00	1125.00	1100.00
PRIVATE SCHOOL FEE ENGLISH MED. AVG. STAND. (CLASS VI)	P/ MONTH	900.00	1800.00	1400.00	1866.67	900.00	1400.00	1350.00	1200.00
PRIVATE SCHOOL FEE ENGLISH MED. AVG. STAND. (CLASS X)	P/ MONTH	1000.00	2000.00	1500.00	2200.00	1150.00	2250.00	1425.00	1500.00
PRIVATE MEDICLE COLLEGE FEE MBBS (1ST YEAR)	P/ MONTH	0.00	25000.00	0.00	0.00	0.00	0.00	0.00	0.00
PRIVATE ENGINEERING COLLEGE FEE (ISTR YEAR)	P/ MONTH	0.00	0.00	0.00	0.00	0.00	0.00	0.00	0.00
GOVT. COLLEGE FEE 1ST. YEAR	MONTH	50.00	50.00	50.00	50.00	50.00	50.00	50.00	50.00
GOVT. COLLEGE FEE 4TH. YEAR	MONTH	60.00	60.00	60.00	60.00	60.00	60.00	60.00	60.00
GOVT. UNIVERSITY FEE MSC.	MONTH	0.00	70.00	115.00	217.00	217.00	210.00	183.33	80.00
GOVT. MED. COLLEGE FEE MBBS	MONTH	0.00	1250.00	0.00	1250.00	873.00	1250.00	0.00	0.00
GOVT. ENGG. COLL. FEE I YEAR	MONTH	0.00	3200.00	0.00	1666.67	500.00	0.00	0.00	600.00
COACHING FEE FOR CLASS IX/X	P/ MONTH	550.00	1200.00	1200.00	800.00	500.00	500.00	1200.00	400.00
COACHING CHARGES FOR CLASS 1ST YEAR/INTER (SCIENCE)	P/ MONTH	1900.00	1700.00	1800.00	1200.00	900.00	1500.00	1800.00	900.00
COACHING CHARGES FOR CLASS 1ST YEAR/INTER (COMMERCE)	P/ MONTH	2400.00	1375.00	1800.00	1133.33	900.00	1000.00	1500.00	600.00
I.T. TUITION FEES	P/ MONTH	0.00	1550.00	1000.00	1133.00	0.00	2000.00	2583.00	1250.00
MBA TUITION FEES	P/ MONTH	0.00	15000.00	0.00	6666.67	0.00	2000.00	2583.00	0.00
BREAD TANDOORI ST. SIZE	EACH	7.00	6.00	6.00	6.00	6.00	5.00	5.00	6.50
COOKED MUTTON (AV. HOTEL)	PLATE	125.00	135.00	140.00	105.00	110.00	95.00	120.00	200.00
COOKED BEEF (AV. HOTEL)	PLATE	62.50	72.50	70.00	70.00	80.00	65.00	70.00	95.00
COOKED DAL (AV. HOTEL)	PLATE	32.50	42.50	60.00	32.50	45.00	35.00	40.00	40.00
CHICKEN BIRYANI FULL/DOUBLE	PLATE	120.00	120.00	180.00	122.50	80.00	85.00	145.00	120.00
TEA PREPARED (ORDINARY)	CUP	15.00	20.00	15.00	20.00	17.50	20.00	15.00	18.50
HAIRCUT CHARGES FOR MEN	P/CUT	50.00	62.50	50.00	58.33	47.50	50.00	65.00	70.00
BEAUTY PORL HAIR STYL CHARGE	P/STY.	160.00	212.50	120.00	192.50	190.00	175.00	262.50	200.00
SHAVING CHARGES	PER SHV	30.00	32.50	25.00	30.00	27.50	30.00	30.00	40.00
LIPSTICK S.MISS/MEDORA	EACH	90.00	110.00	110.00	110.00	110.00	110.00	110.00	110.00
NAIL POLISH S.MISS/MEDORA	EACH	52.50	105.00	100.00	95.00	95.00	55.00	60.00	110.00
PERFUME MED.SIZE MEDORA/BROACH	EACH	180.00	180.00	180.00	110.00	110.00	180.00	180.00	180.00
HAIR-OIL AMLA/CHAMBELI	BOTTLE	100.00	120.00	110.00	110.00	110.00	100.00	110.00	110.00
TOILET SOAP LUX 95 GRAMS	EACH	40.38	40.38	40.38	40.38	40.38	40.38	40.38	40.38
TOILET SOAP LIFEBOUY 140 GRM	EACH	36.00	36.00	36.00	36.00	36.00	36.00	36.00	36.00
TOILET SOAP SAFEGUARD BATH SIZE	EACH	46.00	48.00	48.00	48.00	48.00	48.00	48.00	48.00
TOOTHPASTE MACKLINES 70 GRM	EACH	50.00	50.00	50.00	50.00	50.00	50.00	50.00	50.00
TOOTHPAST MED SIZE CLGATE 70 GMS	EACH	60.67	60.67	60.67	56.00	56.00	56.00	60.67	60.67
TOOTHBRUSH SHEILD A/PLAUQUE	EACH	40.00	60.00	55.00	30.00	25.00	35.00	35.00	37.50
TOOTHPOWDER DENTONIC 90 GRM	EACH	25.00	25.00	25.00	25.00	25.00	25.00	25.00	25.00
HAIR-COLOUR BEGIN (6 GMS)	EACH	90.00	90.00	95.00	95.00	95.00	95.00	95.00	95.00
HAIR COLOUR (KALAKOLA)	BOTTLE	120.00	120.00	120.00	120.00	120.00	120.00	120.00	120.00
FACECREAM PONDS (MEDIUM)	EACH	105.00	105.00	110.00	110.00	110.00	110.00	105.00	110.00
TALC POWDER VICE ROAY,B.CAT	EACH	120.00	150.00	130.00	135.00	135.00	135.00	140.00	150.00
BLADE TREET ORDINARY 10'S	PKT.	30.00	30.00	30.00	29.67	30.00	35.00	35.00	40.00
BLADE 7-O-CLOCK STAIN. 5'S	PKT.	30.00	30.00	35.00	30.00	30.00	35.00	30.00	30.00
SHAMPOO SUNSILK/PAINTIN 100 ML	BOTTLE	110.00	110.00	110.00	110.00	110.00	110.00	110.00	110.00
BEAUTY CREAM (FAIR & LOVELY)	EACH	85.00	65.00	155.00	155.00	155.00	115.00	155.00	155.00
HAIR REMOVING CREAM (EU-CREAM)	TUBE	55.00	55.00	60.00	60.00	60.00	60.00	60.00	60.00
GEL MEDIUM SIZE	BOTTLE	65.00	95.00	60.00	90.00	90.00	130.00	60.00	85.00
DISPOSABLE RAZOR GILLET-II	EACH	35.00	37.50	40.00	35.00	35.00	35.00	40.00	40.00
SHAVING CREAM TOUCH-ME/ADM.	EACH	50.00	55.00	60.00	60.00	60.00	60.00	60.00	55.00
GOLD TEZABI 24 CT	10 GM.	41067.00	41750.00	40466.00	40980.00	40980.00	42085.00	40552.00	41580.00
SILVER TEZABI 24 CT	10 GM.	670.00	652.00	643.00	638.00	638.00	643.00	643.00	668.72
ARTIFICIAL JEWELLARY SET	SET	187.50	575.00	350.00	631.25	525.00	450.00	525.00	550.00
WRIST WATCH GENTS CITIZEN (ORIGINAL) ***	EACH	2450.00	4750.00	5000.00	2500.00	2600.00	2500.00	3500.00	7000.00
WRIST WATCH LADIES CITIZEN (ORIGINAL) ***	EACH	2450.00	4750.00	5000.00	2500.00	2500.00	2500.00	3500.00	7000.00
WALL CLOCK QUARTZ AV.QLTY	EACH	310.00	450.00	1000.00	400.00	325.00	450.00	525.00	500.00
SUITCASE REXIN (24"x16"x6")	EACH	692.50	950.00	700.00	775.00	725.00	1200.00	810.00	1750.00
TRUNK MEDIUM SIZE ***	EACH	1325.00	1250.00	1000.00	1191.67	1225.00	1500.00	962.50	1650.00
PURSE LADIES (LEATHER) AVERAGE QUALITY	EACH	450.00	425.00	900.00	841.67	825.00	450.00	512.50	550.00

7.11 Intercity Consumer Prices July, 2014

Description	Unit	Mianwali	Bahawal- pur	Bahawal- nagar	R.Y. Khan	Karachi	Hyderabad	Nawabshah	Mirpurkhas
WHEAT	10 KG.	350.00	323.75	322.50	332.50	340.00	360.00	340.00	325.00
WHEAT FLOUR FINE/SUPERIOR.	KG.	42.00	39.00	40.00	41.00	47.31	49.00	42.00	47.00
WHEAT FLOUR AVG. QLTY	KG.	39.00	37.50	38.00	40.00	42.31	41.63	42.00	40.00
WHEAT FLOUR BAG	10 KG.	390.00	370.00	360.00	390.00	446.15	416.25	400.00	400.00
MAIDA	KG.	52.00	50.00	50.00	50.00	53.08	49.38	46.00	48.00
SUJI	KG.	52.00	50.00	50.00	50.00	53.08	49.38	60.00	48.00
BESAN AV. QLTY.	KG.	80.00	80.00	70.00	65.00	93.08	77.50	90.00	70.00
RICE BASMATI SUP. QLTY.	KG.	145.00	135.00	140.00	150.00	173.08	130.00	140.00	130.00
RICE BASMATI 385/386	KG.	100.00	120.00	80.00	90.00	103.08	76.88	85.00	80.00
RICE BASMATI BROKEN AV.QLTY	KG.	80.00	62.50	57.50	80.00	81.54	75.63	75.00	54.00
RICE IRRI-6 (SINDH/PUNJAB)	KG.	60.00	52.50	47.50	40.00	61.54	50.00	43.00	40.00
VERMICELLI	KG.	100.00	65.00	80.00	80.00	81.54	80.00	80.00	85.00
BREAD PLAIN MEDIUM SIZE	EACH	40.00	45.00	40.00	35.00	45.00	44.00	48.00	45.00
RUSK (PAPAY)	KG.	200.00	190.00	190.00	200.00	186.15	147.50	200.00	140.00
BISCUITS-PACKED	PKT	35.00	35.00	35.00	35.00	35.00	35.00	35.00	35.00
BISCUIT-BAKERY (LOOSE)	250 GM	80.00	85.00	70.00	75.00	71.54	60.00	90.00	50.00
CORNFLAKS FAUJI 225 GM.	PKT	166.50	175.50	166.50	176.40	162.00	166.50	166.50	160.00
SAMOSA (VEGATABLE)	EACH	20.00	10.00	20.00	14.00	12.92	10.00	6.00	8.00
PASTRY AV.QLTY.	EACH	30.00	30.00	30.00	30.00	14.62	15.75	20.00	12.00
PATTIES (VEGATABLES)	EACH	30.00	20.00	25.00	25.00	14.62	10.50	6.00	12.00
NIMCO	250 GM	80.00	60.00	80.00	75.00	81.54	52.50	90.00	55.00
CHIPS	250 GM	80.00	70.00	120.00	128.00	96.54	70.00	90.00	55.00
BEEF WITH BONE AV.QLTY.	KG	280.00	265.00	260.00	250.00	336.15	300.00	350.00	240.00
MUTTON AV.QLTY.	KG	500.00	562.50	450.00	475.00	636.15	575.00	550.00	550.00
CHICKEN FARM BROILER (LIVE)	KG	155.00	150.00	170.00	152.00	181.54	160.00	150.00	170.00
FISH-RAHU MEDIUM SIZE	KG	300.00	275.00	200.00	280.00	398.08	300.00	350.00	275.00
MILK FRESH (UNBOILED)	LTR.	60.00	60.00	60.00	60.00	84.00	78.50	80.00	70.00
CURD	KG.	80.00	70.00	75.00	80.00	120.00	106.00	100.00	80.00
MILK TETRA PACK 1/2 LTR.	PKT.	50.00	60.00	60.00	60.00	50.00	50.00	50.00	50.00
LACTOGEN 400 GRAMS	PKT.	425.00	425.00	420.00	425.00	425.00	425.00	415.00	400.00
POWDER MILK NIDO 400GM.	PKT	345.00	350.00	350.00	350.00	350.00	350.00	340.00	325.00
MILK POWDER LOOSE/PACKED	KG.	425.00	475.00	550.00	550.00	540.00	562.50	550.00	480.00
BUTTER LOCAL PACKED	50 GM.	40.00	35.00	15.00	27.00	24.00	25.00	40.00	25.00
EGGS FARM	DOZ	72.00	82.00	71.00	88.00	90.00	85.00	90.00	85.00
MUSTARD OIL AV.QLTY.	KG.	180.00	160.00	160.00	200.00	173.08	160.00	170.00	140.00
COOKING OIL (DALDA)	2.5LTR	540.00	540.00	525.00	530.00	545.00	545.00	540.00	550.00
COOKING OIL (PAKWAN) OTHER BRAND SPECIFY	2.5 LTR	540.00	535.00	520.00	530.00	525.00	545.00	500.00	540.00
VEGETABLE GHEE TIN	2.5KG.	510.00	510.00	490.00	510.00	505.00	505.00	520.00	530.00
VEGETABLE GHEE (LOOSE)	KG.	180.00	160.00	150.00	158.00	161.54	160.00	150.00	180.00
DATES AV.QLTY.	KG.	180.00	190.00	160.00	160.00	232.31	152.50	200.00	130.00
PISTACHIO AV.QLTY.	50 GM.	90.00	105.00	100.00	110.00	106.15	130.00	100.00	90.00
ALMONDS WHOLE AV.QLTY.	KG.	400.00	425.00	550.00	530.00	580.77	403.75	600.00	480.00
COCONUT DRY AV.QLTY.	KG.	280.00	272.50	300.00	320.00	332.31	292.50	220.00	260.00
RAISINS AV.QLTY.	50 GM.	20.00	23.00	15.00	16.00	22.92	20.00	20.00	20.00
GROUNDNUTS (WITH SHELL)	KG.	200.00	230.00	120.00	170.00	212.31	160.00	120.00	100.00
MALTA/MOSAMBI	DOZ	0.00	0.00	0.00	0.00	0.00	0.00	0.00	0.00
KINNU	DOZ	0.00	0.00	0.00	0.00	0.00	0.00	0.00	0.00
APPLE	KG	100.00	115.00	250.00	120.00	265.38	110.00	200.00	180.00
ALOO BUKHARA	KG	150.00	210.00	200.00	200.00	159.23	200.00	250.00	200.00
POMEGRANATE (ANNAR)	KG	0.00	0.00	0.00	0.00	0.00	0.00	0.00	0.00
GRAPES	KG	250.00	387.50	200.00	250.00	172.31	220.00	200.00	250.00
BANANAS	DOZ	90.00	100.00	100.00	90.00	86.15	80.00	50.00	60.00
MANGO KALMI	KG	80.00	65.00	50.00	60.00	86.15	76.25	70.00	80.00
GUAVA	KG	0.00	0.00	0.00	0.00	0.00	0.00	0.00	0.00
WATERMELON (TURBOOZ)	KG	10.00	22.50	20.00	20.00	43.08	40.00	50.00	25.00
MUSKMELON (KHARBOOZA)	KG	30.00	80.00	30.00	50.00	53.08	50.00	50.00	35.00
SWEETMELON (GARMA)	KG	0.00	0.00	0.00	0.00	0.00	0.00	0.00	0.00
PULSE MASOOR (WHOLE)	KG.	160.00	110.00	120.00	110.00	115.85	98.75	100.00	105.00
PULSE MASOOR (WASHED)	KG.	180.00	120.00	110.00	112.00	121.54	117.50	120.00	114.00
PULSE MOONG (WASHED)	KG.	170.00	160.00	140.00	160.00	173.08	171.25	140.00	168.00
PULSE MASH (WASHED)	KG.	140.00	160.00	140.00	140.00	143.08	142.50	120.00	134.00

Contd.

7.11 Intercity Consumer Prices July, 2014

Description	Unit	Mianwali	Bahawal-pur	Bahawal-nagar	R.Y. Khan	Karachi	Hyderabad	Nawabshah	Mirpurkhas
PULSE GRAM	KG.	68.00	70.00	65.00	65.00	78.08	72.50	80.00	72.00
GRAM WHOLE BLACK AV.QLTY.	KG.	60.00	65.00	65.00	69.00	76.54	72.50	70.00	65.00
GRAM WHOLE YELLOW AV.QLTY	KG.	100.00	130.00	115.00	110.00	126.15	112.50	100.00	90.00
BEANS (LAL LOBIA)	KG.	180.00	150.00	160.00	160.00	136.15	132.50	100.00	110.00
POTATOES	KG	50.00	60.00	60.00	60.00	63.08	60.00	60.00	60.00
ONION	KG	30.00	30.00	30.00	34.00	43.08	40.00	40.00	40.00
TURNIP	KG	0.00	0.00	0.00	0.00	0.00	0.00	0.00	0.00
RADISH	KG	0.00	0.00	0.00	0.00	0.00	0.00	0.00	0.00
TOMATOES	KG	25.00	60.00	60.00	60.00	53.08	50.00	40.00	40.00
CABBAGE	KG	0.00	0.00	0.00	0.00	0.00	0.00	0.00	0.00
CAULIFLOWER	KG	0.00	0.00	0.00	0.00	0.00	0.00	0.00	0.00
BRINJAL	KG	20.00	40.00	20.00	50.00	43.08	32.50	40.00	35.00
PUMPKIN	KG	45.00	22.50	10.00	20.00	33.08	37.50	50.00	35.00
BOTTLEGOURD	KG	20.00	30.00	20.00	24.00	43.08	40.00	35.00	40.00
LADY FINGER	KG	40.00	50.00	30.00	50.00	66.15	52.50	80.00	80.00
PEAS	KG	0.00	0.00	0.00	0.00	0.00	0.00	0.00	0.00
SPINACH	KG	0.00	0.00	0.00	0.00	0.00	0.00	0.00	0.00
TINDA	KG	30.00	75.00	40.00	50.00	53.08	52.50	40.00	60.00
TURAI	KG	30.00	47.50	30.00	50.00	43.08	42.50	50.00	70.00
KARAILA	KG	25.00	30.00	30.00	40.00	53.08	52.50	80.00	40.00
ARVI	KG	60.00	40.00	40.00	40.00	63.08	60.00	70.00	80.00
CHILLIES GREEN	KG	50.00	80.00	60.00	90.00	123.08	100.00	130.00	60.00
CARROT	KG	0.00	0.00	0.00	0.00	0.00	0.00	0.00	0.00
COCUMBER (KHEERA)	KG	30.00	60.00	30.00	45.00	33.08	40.00	40.00	50.00
LEMON	250GM	30.00	25.00	30.00	60.00	43.08	45.00	40.00	30.00
SUGAR REFINED	KG.	54.00	55.00	55.00	54.00	56.62	53.00	53.00	53.00
GUR AV.QLTY	KG.	90.00	67.50	80.00	70.00	96.54	75.63	62.00	75.00
HONEY LANGANESE 500 GM.	BOTTLE	752.50	850.00	850.00	750.00	780.00	700.00	800.00	740.00
MILO 200 GM.	BOTTLE	220.00	220.00	220.00	220.00	210.00	150.00	170.00	209.00
CUSTARD POWDER RAFHAN 300 GM.	PKT	70.00	75.00	70.00	70.00	75.00	70.00	70.00	70.00
TOFFEE (HILAL)	EACH	1.00	1.00	2.00	2.00	1.00	1.00	1.00	1.00
CHOWKELATE CANDY (SMALL SIZE)	EACH	5.00	5.00	5.00	5.00	5.00	5.00	5.00	5.00
SWEETMEAT (MIXED)	KG	300.00	335.00	260.00	320.00	459.23	312.50	380.00	300.00
ICE CREAM WALLS	CUP.	40.00	40.00	40.00	40.00	40.00	40.00	40.00	40.00
ICE	KG	10.00	7.50	10.00	10.00	10.00	10.00	10.00	10.00
JAM AHMED/MITCHELLES	BOTTLE	120.00	130.00	130.00	130.00	131.54	130.00	120.00	110.00
SQUASH-MITCHELLES	BOTTLE	150.00	150.00	150.00	150.00	140.00	150.00	140.00	135.00
ROOH AFZA	BOTTLE	150.00	140.00	140.00	145.00	140.00	140.00	150.00	140.00
JAM-E-SHIREEN	BOTTLE	150.00	150.00	150.00	145.00	145.00	150.00	150.00	145.00
SAUNF	50 GM	15.00	22.00	15.00	14.00	21.54	20.00	20.00	12.00
CINAMON LOOSE AV. QLTY	50 GM.	20.00	20.00	20.00	25.00	26.54	20.50	35.00	20.00
CUMINSEED WHITE NATIONAL	50 GM.	50.00	52.00	54.00	54.00	52.00	52.00	50.00	50.00
PEPPER BLACK NATIONAL	50 GM.	96.00	96.00	96.00	96.00	96.00	96.00	96.00	96.00
CLOVES LOOSE AV.QLTY	50 GM.	90.00	105.00	100.00	97.50	85.00	89.38	90.00	75.00
CARDAMOM LARGE LOOSE AV.QLTY	50 GM.	120.00	127.50	125.00	130.00	143.08	126.25	100.00	140.00
CARDAMOM SMALL AV.QLTY	50 GM.	120.00	115.00	100.00	100.00	156.15	97.50	100.00	60.00
SALT-POWDERED (LAHORI) LOOSE	KG.	10.00	10.00	10.00	10.00	12.00	10.00	8.00	8.00
SALT POWDERED (NATIONAL/SHAN)	PKT	25.00	25.00	25.00	25.00	25.00	25.00	25.00	20.00
CHILLIES POWD.NATIONAL 200GM	PKT	105.00	105.00	105.00	105.00	105.00	105.00	105.00	105.00
CHILLIES POWDER LOOS	KG.	320.00	210.00	280.00	240.00	296.15	260.00	200.00	200.00
CORRIANDER SEED POWD.NATIONAL	PKT	78.00	88.00	78.00	78.00	88.00	88.00	88.00	78.00
CORRIANDER SEED (LOOSE)	KG.	270.00	300.00	200.00	280.00	206.15	200.00	200.00	200.00
TURMERIC POWD.NATIONAL 50GM	PKT.	35.00	35.00	35.00	35.00	35.00	35.00	35.00	35.00
CURRY POWD. NATIONAL 200 GM	PKT.	87.00	87.00	86.00	88.00	86.00	87.00	86.00	86.00
TOMATO KETCHUP AHMED/MITCHL	BOTTLE	75.00	70.00	80.00	110.00	80.00	71.00	100.00	85.00
PICKLES AHMED/MITCHELLES	BOTTLE	100.00	105.00	100.00	110.00	100.00	95.00	95.00	90.00
VINEGAR SYNTHETIC (SIRKA)	BOTTLE	60.00	50.00	80.00	80.00	60.00	50.00	80.00	50.00
GARLIC	KG	120.00	100.00	100.00	120.00	126.15	111.25	130.00	100.00
GINGER	KG	290.00	230.00	280.00	220.00	332.31	325.00	300.00	280.00
TAPAL DANEDAR TEA 200GM PACKET	PKT	113.68	113.68	113.68	108.42	113.68	113.68	113.68	113.68
TEA LIPTON YELLOW LABEL 200GM.	PKT.	124.21	124.21	124.21	124.21	124.21	124.21	124.21	147.37

Contd.

7.11 Intercity Consumer Prices July, 2014

Description	Unit	Mianwali	Bahawal-pur	Bahawal-nagar	R.Y. Khan	Karachi	Hyderabad	Nawabshah	Mirpurkhas
TEA LOOSE KENYA AV.QLTY 250GM.	PKT.	150.00	132.50	100.00	125.00	126.54	110.00	150.00	125.00
COFFEE-NESCAFE 75 GM. **	BOTTLE	320.00	360.00	355.00	355.00	300.00	300.00	300.00	300.00
COLD DRINK (STANDARD SIZ)	BOTTLE	25.00	22.00	25.00	25.00	25.00	25.00	20.00	25.00
FRUIT JUICE TETRA PACK	PKT.	20.00	15.00	15.00	15.00	18.00	18.00	15.00	15.00
MINERAL WATER NESTLE 1.5 LTR	BOTTLE	50.00	45.00	50.00	50.00	50.00	45.00	50.00	45.00
CIGARETTES K-2 10'S **	PKT	47.00	45.00	45.00	45.00	45.00	46.00	46.00	50.00
CIGARETTES CAPSTAN 10'S **	PKT	50.00	50.00	50.00	50.00	50.00	50.00	50.00	50.00
CIGARETTES GOLD LEAF 20'S	PKT	100.00	98.00	100.00	100.00	100.00	105.00	100.00	100.00
CIGARETTES MORVEN GOLD 20'S	PKT	50.00	50.00	50.00	50.00	50.00	50.00	50.00	50.00
BETEL LEAVES	50GM.	75.00	105.00	40.00	60.00	80.00	62.50	70.00	65.00
BETEL NUTS	KG.	290.00	320.00	400.00	300.00	266.15	260.00	240.00	250.00
LONG CLOTH 57" GUL AHMED/AL-KARAM	METER	200.00	180.00	270.00	270.00	170.00	210.00	300.00	170.00
SHIRTING AV.QLTY.	METER	150.00	115.00	175.00	175.00	138.08	120.00	200.00	100.00
PANT CLOTH W & WEAR AV.QLTY	METER	400.00	525.00	550.00	475.00	379.62	387.50	450.00	300.00
LAWN PRINTED GUL AHMED/AL-KARAM	METER	200.00	366.00	360.00	360.00	360.00	215.00	360.00	215.00
GEORGETTE AV.QLTY	METER	105.00	110.00	220.00	225.00	114.62	110.00	225.00	130.00
LINEN AV.QLTY ***	METER	140.00	125.00	220.00	240.00	116.15	130.00	150.00	140.00
HEAVY WT SUITING LAWERNCPUR AVG QLTY	METER	950.00	1425.00	1500.00	1300.00	1415.38	1250.00	1400.00	1400.00
HEAVY WT SUITING LAWERNCPUR SUP QLTY	METER	1200.00	2050.00	2000.00	1600.00	1815.38	2250.00	1500.00	1500.00
TROPICAL SUITING LAW.PUR	METER	950.00	1250.00	1400.00	1100.00	1200.00	1100.00	925.00	900.00
PANT BOY 24"/26" LENGTH.	EACH	350.00	462.50	550.00	400.00	424.62	343.75	900.00	300.00
SHIRT BOY 24"/26" LENGTH	EACH	255.00	387.50	400.00	400.00	330.77	300.00	800.00	250.00
SCHOOL UNI. PANT,SHIRT BOYS	SUIT	600.00	725.00	750.00	800.00	496.15	583.33	900.00	600.00
SCHOOL UNI. KAMEEZ,SHAL.BOYS	SUIT	600.00	725.00	750.00	700.00	450.00	583.33	800.00	500.00
SCHOOL UNI. KAMEEZ,SHAL.GIRL	SUIT	650.00	687.50	750.00	750.00	500.00	500.00	900.00	650.00
FROCK W/WEAR GIRLS	EACH	1000.00	2100.00	1300.00	990.00	773.08	983.33	850.00	550.00
AWAMI-SUIT W & W(BOY) 24"/26	SUIT	1200.00	775.00	1400.00	1000.00	796.15	600.00	850.00	700.00
AWAMI-SUIT W&W (GENTS)AV.QLTY	SUIT	1300.00	1150.00	1500.00	1385.00	1292.31	1000.00	1200.00	1000.00
PULLOVER GENTS OXFORD/BON.	EACH	2300.00	2550.00	2880.00	2880.00	2600.00	2410.00	2800.00	2000.00
PULLOVER LADIES OXFORD/BON.	EACH	2300.00	2380.00	2795.00	2795.00	2600.00	2310.00	2200.00	1800.00
PULLOVER (GENTS) OTHERS A.QTY	EACH	800.00	950.00	1400.00	800.00	800.00	900.00	1300.00	600.00
SECOND-HAND COAT FOR MEN	EACH	420.00	1050.00	500.00	425.00	400.00	300.00	350.00	400.00
SECONDHAND SWEETER FOR MEN DUP QLTY	EACH	150.00	425.00	200.00	175.00	250.00	140.00	250.00	300.00
SECONDHAND WINTER JACKET	EACH	300.00	650.00	400.00	325.00	475.00	225.00	350.00	280.00
UNDERWEAR AV.QLTY MEDIUM SIZE	EACH	150.00	110.00	200.00	200.00	159.23	76.88	150.00	70.00
VEST FOR MEN AV.QLTY.	EACH	150.00	182.50	200.00	200.00	166.15	95.00	100.00	60.00
VEST/SHAMEEZ (WOMEN) AVG. QLTY	EACH	150.00	162.50	200.00	150.00	140.00	80.00	225.00	60.00
SOCKS NYLON (PAKISTANI)	PAIR	100.00	115.00	100.00	95.00	76.15	60.00	100.00	50.00
BRASSIER AV.QLTY.	EACH	200.00	160.00	210.00	210.00	179.23	106.25	250.00	125.00
BRASSIER SUP QLTY	EACH	360.00	387.50	550.00	595.00	306.15	195.00	400.00	300.00
DOPATTA GEORGETTE AV.QLTY.	EACH	200.00	310.00	400.00	412.50	243.08	200.00	350.00	300.00
DOPATTA COTTON AV GLTY	EACH	180.00	337.50	400.00	250.00	226.15	145.00	300.00	190.00
CHADDAR (W/WEAR) (2x2.5 MTR)	EACH	300.00	425.00	650.00	450.00	480.77	312.50	1000.00	350.00
LUNG/DHOT(COTTON) AVG. QLTY	EACH	295.00	287.50	400.00	300.00	315.38	275.00	300.00	350.00
HANDKERCHIEF AVG. QLTY PAK	EACH	40.00	32.50	50.00	35.00	53.08	25.00	60.00	40.00
HANDKERCHIEF SUP. QLTY PAK	EACH	60.00	72.50	70.00	60.00	86.15	60.00	100.00	65.00
GLOVES AV QLTY	PAIR	115.00	115.00	100.00	95.00	40.00	60.00	80.00	70.00
AZARBAND COTTON AVG. QLTY	EACH	15.00	13.50	15.00	15.00	15.00	10.00	25.00	10.00
SEWING THREAD/REEL(ASLI PARI)	EACH	6.00	5.00	6.00	6.00	7.00	6.00	6.00	5.00
WASHING CHARGES PAINT & SHIRT	SUIT	140.00	115.00	70.00	70.00	63.08	80.00	50.00	60.00
DRY CLEANING SUIT COAT PANT	SUIT	390.00	487.50	350.00	250.00	286.15	246.67	150.00	200.00
WASHING CH. (KAMIZ-SHALWAR)	PAIR	70.00	85.00	60.00	60.00	60.00	56.25	80.00	50.00
TAILORING SHIRT	EACH	300.00	425.00	300.00	400.00	350.00	325.00	350.00	200.00
TAILORING CHARGES PANT (MEN)	EACH	400.00	500.00	500.00	450.00	661.54	525.00	500.00	250.00
TAILORING COAT-PANT SUIT	SUIT	3050.00	5250.00	4000.00	4000.00	4592.31	3450.00	4000.00	3000.00
TAILORING AWAMI-SUIT (MALE)	SUIT	450.00	525.00	400.00	550.00	526.92	475.00	500.00	350.00
TAILORING SUIT FEMALE	SUIT	300.00	500.00	350.00	475.00	480.77	287.50	450.00	260.00
GENTS SHOES PAUL BATA	PAIR	1199.00	1199.00	1199.00	1199.00	1199.00	1199.00	1199.00	1199.00
GENTS SANDAL BATA	PAIR	699.00	699.00	699.00	699.00	699.00	699.00	699.00	699.00
GENTS SPOUNG CHAPPAL BATA	PAIR	179.00	179.00	179.00	179.00	179.00	179.00	179.00	179.00
LADIES SANDAL BATA	PAIR	499.00	499.00	499.00	499.00	499.00	499.00	499.00	499.00

Contd.

7.11 Intercity Consumer Prices July, 2014

Description	Unit	Mianwali	Bahawal- pur	Bahawal- nagar	R.Y. Khan	Karachi	Hyderabad	Nawabshah	Mirpurkhas
LADIES SPOUNG CHAPPAL BATA	PAIR	179.00	179.00	179.00	179.00	179.00	179.00	179.00	179.00
CHILD SHOE POWER LITE BATA	PAIR	599.00	599.00	599.00	599.00	599.00	599.00	599.00	599.00
GENTS SHOE, ART 1109 SERVICE	PAIR	999.00	999.00	999.00	999.00	999.00	999.00	999.00	999.00
NYLON JOGGER 27 SIZE 2-5 ***	PAIR	1299.00	1299.00	1299.00	1299.00	1299.00	1299.00	1299.00	1299.00
CHINA FOOT WEAR AV. QLTY (MALE) *	PAIR	400.00	1100.00	500.00	500.00	730.77	550.00	600.00	450.00
CHINA FOOT WEAR AV. QLTY (FEMALE) *	PAIR	400.00	1050.00	400.00	400.00	630.77	400.00	400.00	250.00
CHINA FOOT WEAR AV. QLTY (CHILDREN) *	PAIR	400.00	825.00	400.00	400.00	565.38	400.00	380.00	200.00
SHOE REPAIR HALF SOLE	PAIR	80.00	110.00	100.00	80.00	106.15	80.00	80.00	70.00
SHOES POLISH CHARGES AVERAGE SHOP	PAIR	15.00	20.00	20.00	20.00	20.00	11.00	20.00	12.50
HOUSE RENT (combined)	MONTH	3388.00	6902.00	4141.00	3628.00	9911.00	5475.00	3061.00	4541.00
rent 2	pm	3388.00	6902.00	4141.00	3628.00	9911.00	5475.00	3061.00	4541.00
RENT3	PM	3388.00	6902.00	4141.00	3628.00	9911.00	5475.00	3061.00	4541.00
RENT4	PM	3388.00	6902.00	4141.00	3628.00	9911.00	5475.00	3061.00	4541.00
RENT5	PM	3388.00	6902.00	4141.00	3628.00	9911.00	5475.00	3061.00	4541.00
RENT6	PM	3388.00	6902.00	4141.00	3628.00	9911.00	5475.00	3061.00	4541.00
SYNTHETIC ENEMAL ROBIALAC BALTI 3.64 LTR.	EACH	1700.00	2087.00	2083.00	2083.00	1750.00	1609.50	1560.00	1850.00
SYNTHETIC ENEMAL ICI BALTI 3.64 LTR.	EACH	1950.00	2080.00	2076.00	2076.00	1730.00	2070.00	1860.00	1850.00
CEMENT (LOCAL) SPECIFY BRAND NAME	BAG	500.00	500.00	500.00	500.00	533.08	530.00	540.00	550.00
BRICKS (NEW) IST CLASS	P/1000	4800.00	4900.00	4000.00	5500.00	0.00	5000.00	5500.00	3800.00
CEMENT BLOCKS (6"x8"x12")	P/100	0.00	0.00	0.00	0.00	2861.54	0.00	0.00	0.00
BAJREE	100CFT	2500.00	5250.00	5500.00	6000.00	3061.54	2862.50	2200.00	3200.00
SAND (BLACK PIT SAND)	K100CFT	2500.00	2000.00	2050.00	1600.00	0.00	0.00	1900.00	0.00
TIMBER SHESHAM LOG IST QUALITY	cubmt.	44000.00	45909.50	56496.00	56494.00	49000.00	38845.00	0.00	0.00
IRON BAR (M.S. BAR) 1/2"	P/TON	82000.00	82000.00	82000.00	78000.00	76653.85	75000.00	75500.00	71500.00
CARPANTER WAGE RATE	P/DAY	800.00	600.00	600.00	700.00	792.31	800.00	850.00	700.00
MASON (RAJ) WAGE RATE	P/DAY	800.00	625.00	650.00	700.00	861.54	800.00	1000.00	700.00
UNSKILLED LABOUR WAGE RATE	P/DAY	400.00	375.00	350.00	400.00	530.77	500.00	450.00	400.00
PLUMBER WAGE RSTE	P/DAY	800.00	600.00	600.00	700.00	761.54	800.00	800.00	700.00
ELECTICIAN WAGE RATE PER DAY **	P/DAY	800.00	0.00	600.00	0.00	700.00	700.00	700.00	0.00
ELECTICIAN WAGE RATE PER POINT **	P/PNT	100.00	95.00	100.00	70.00	159.23	90.00	160.00	100.00
WATER CHARGES PER HOUSE	P/MONTH	65.00	60.00	50.00	50.00	117.50	191.00	40.00	40.00
ELECT.CHARGES UPTO 50 UNITS	P/UNIT	2.00	2.00	2.00	2.00	2.00	2.00	2.00	2.00
ELECT.CHARGES 01 - 100 UNIT	P/UNIT	5.79	5.79	5.79	5.79	5.79	5.79	5.79	5.79
ELECT.CHARGES 101 - 300 UNIT	P/UNIT	9.70	9.70	9.70	9.70	9.70	9.70	9.70	9.70
ELECT.CHARGES 301 - 1000 UNIT	P/UNIT	15.27	15.27	15.27	15.27	15.27	15.27	15.27	15.27
ELECT.CHARGES ABOVE 1000 UNIT	P/UNIT	17.41	17.41	17.41	17.41	17.41	17.41	17.41	17.41
ELEC	PM	10.03	10.03	10.03	10.03	10.03	10.03	10.03	10.03
GAS CHRNG upto 3.3719 MMBUT	MMBTU	0.00	124.18	0.00	124.18	124.18	124.18	124.18	124.18
GAS CHRNG 3.3719 - 6.7438 MMBUT	MMBTU	0.00	248.37	0.00	248.37	248.37	248.37	248.37	248.37
GAS CHRNG 6.7438 - 10.1157 MMBUT	MMBTU	0.00	248.37	0.00	248.37	248.37	248.37	248.37	248.37
GAS CHRNG10.1157 - 13.4876 MMBUT	MMBTU	0.00	620.91	0.00	620.91	620.91	620.91	620.91	620.91
GAS	PM	0.00	620.91	0.00	620.91	620.91	620.91	620.91	620.91
GAS	PM	0.00	372.55	0.00	372.55	372.55	372.55	372.55	372.55
KEROSENE OIL	LTR	125.00	119.00	120.00	120.00	123.54	125.00	130.00	119.00
FIREWOOD WHOLE	40 KG.	300.00	565.00	560.00	550.00	506.15	400.00	450.00	400.00
CHAIR SHESHAM WOOD WITH ARMS **	EACH	1800.00	2650.00	2300.00	1400.00	1300.00	900.00	2000.00	1000.00
CHAIR PLASTIC (CHAIRMAN) AVERAGE QUALITY	EACH	800.00	1150.00	750.00	850.00	750.00	650.00	800.00	500.00
TABLE SHESHAM WOOD (4X2X5") ***	EACH	3600.00	7550.00	10000.00	6000.00	5000.00	3616.67	5300.00	2600.00
SOFASET WOODEN WITH FOAM SEAT **	SET	15000.00	26750.00	16000.00	20000.00	14000.00	11166.67	18000.00	12000.00
COT IRON (WITH NIWAR)AV.QLTY.	EACH	1700.00	3450.00	2200.00	2000.00	2000.00	1500.00	2300.00	2000.00
ALMIRAH (STEEL) 6'X3' 20 GUAGE	EACH	8300.00	13750.00	12000.00	7500.00	8500.00	6300.00	10000.00	6500.00
DINNING TABLE 6 CHAIRS A.QLTY	SET	12000.00	27500.00	22000.00	25000.00	13500.00	11166.67	20000.00	11000.00
SINGLE BED WITHOUT FOAM MED.	EACH	4000.00	8750.00	6500.00	5000.00	4500.00	5000.00	6500.00	3500.00
MATRESS SINGLE(4"THICK)	EACH	4500.00	5700.00	5700.00	5700.00	4600.00	4750.00	4700.00	6100.00
FARSHI DARI 12'X9' AV.QLTY	EACH	1500.00	1950.00	1300.00	1300.00	1361.54	866.67	1350.00	800.00
DARI COTTON (6'x2 1/2') AV.QL	EACH	725.00	1550.00	1200.00	450.00	495.00	323.33	700.00	400.00
CARPET PLAIN AV. QLTY	SQFT.	55.00	27.50	42.00	35.00	60.00	36.00	35.00	35.00
QUILT (LIHAF) 3 KG. COTTON	EACH	1000.00	1250.00	1200.00	600.00	1261.54	512.50	800.00	550.00
BLANKET (90" x 54")	EACH	3200.00	4900.00	4000.00	3500.00	2592.31	2400.00	4000.00	1800.00
BEDSHEET SINGLE BED SUP.QLTY	EACH	450.00	1350.00	800.00	450.00	615.38	316.67	650.00	400.00
BED SHEET DOUBLE WITH TWO PILLOW COVERS SUP QLTY	SET	850.00	2150.00	2000.00	1800.00	1292.31	525.00	1250.00	600.00

Contd.

7.11 Intercity Consumer Prices July, 2014

Description	Unit	Mianwali	Bahawal-pur	Bahawal-nagar	R.Y. Khan	Karachi	Hyderabad	Nawabshah	Mirpurkhas
TOWEL(3'x2') AV. QALTY	EACH	280.00	187.50	300.00	300.00	200.00	180.00	300.00	100.00
CEILING FAN 48" SUPER QLTY **	EACH	3350.00	2550.00	3095.00	2800.00	3400.00	2480.00	3000.00	2500.00
PEDESTAL FAN 22" SUPER QLTY	EACH	3500.00	3775.00	4720.00	3850.00	4400.00	3700.00	3800.00	4000.00
REFG. DAWLENCE 10 CFT. D.DOOR	EACH	28000.00	30500.00	31500.00	30000.00	31100.00	30400.00	27500.00	27000.00
D-FREEZER WAVES 8 CFT.	EACH	25000.00	30500.00	28600.00	31000.00	28100.00	27900.00	28000.00	28900.00
AIRCONDITIONER 1.5 TON PEL	EACH	41000.00	38500.00	38500.00	41000.00	40000.00	41800.00	41000.00	41800.00
SPLIT AIR CONDITIONER 1.5 TON (SPECIFY BRAND NAME)	EACH	41000.00	45000.00	47000.00	43000.00	44000.00	40000.00	45000.00	46000.00
AIRCOOLER SUPER ASIA	EACH	10000.00	14600.00	15500.00	11000.00	9200.00	8500.00	9000.00	10000.00
WASHING MACHINE SINGER	EACH	15000.00	15700.00	15450.00	14700.00	15600.00	15600.00	14700.00	15600.00
SEWING MACHINE(SINGER)	EACH	5210.00	5250.00	5750.00	6260.00	5860.00	5860.00	5200.00	5620.00
GIZER LARGE SIZE 30 GALLON CAPACITY SUP QLTY	EACH	12500.00	14025.00	16000.00	19900.00	17800.00	19900.00	20000.00	15500.00
GAS BURNER DOUBLE SPFY.BRAND	EACH	1550.00	1750.00	2200.00	1500.00	1661.54	1500.00	1800.00	1400.00
ELECT. IRON PHILIPS MDL.1120	EACH	1600.00	1300.00	2000.00	2100.00	1200.00	1700.00	1600.00	1200.00
ELECTRIC JUICER FOR APPLE	EACH	6375.00	4700.00	6000.00	4500.00	3930.77	3600.00	6000.00	3000.00
S.STEEL DEGHCHI MEDIUM SIZE ***	EACH	525.00	1150.00	550.00	570.00	529.23	450.00	700.00	480.00
ALUMINIUM COOKING PAN (DEGCHI) MED SIZE	EACH	500.00	1050.00	1300.00	1500.00	553.08	450.00	360.00	370.00
NON STICK COOKING PAN (DEGCHI) SUP. QLTY	EACH	750.00	1500.00	1400.00	1450.00	815.38	500.00	1000.00	550.00
FRYING PAN STEEL AVG. QLTY MED. SIZE	EACH	350.00	700.00	550.00	570.00	306.15	200.00	350.00	260.00
TAWA IORN (MEDIUM SIZE) AVG. QLTY	EACH	350.00	325.00	350.00	235.00	265.38	200.00	350.00	250.00
S.STEEL PLATE A.QLTY.(M.SIZE)	EACH	90.00	95.00	70.00	75.00	83.08	40.63	80.00	55.00
TABLE SPOON S.STEEL SUP.QLTY.	DOZEN	300.00	587.50	450.00	360.00	270.00	250.00	320.00	250.00
WATER SET JUG+6 GLASSES (OMROC)	SET	400.00	625.00	400.00	410.00	615.38	331.88	500.00	350.00
TEA SET PAK. CHINAWARE 21 PCS.	SET	1500.00	2150.00	1750.00	1950.00	1624.62	950.00	1700.00	1250.00
DINNER SET PLASTIC 72 PIECES SUPERIOR QLTY	SET	3550.00	6750.00	7800.00	7800.00	5153.85	3000.00	5000.00	2600.00
HOTPOT SET PLASTIC 3 PCS.	SET	1200.00	2050.00	1200.00	1250.00	1261.54	1000.00	1200.00	1000.00
BUCKET(BALTI) PLASTIC MED.SIZ	EACH	250.00	462.50	370.00	220.00	336.15	270.00	400.00	280.00
LOTA PLASTIC (MED SIZE) AVERAGE QUALITY	EACH	60.00	55.00	80.00	50.00	60.00	50.00	60.00	50.00
PRESURE COOKER 4 LTR.	EACH	1225.00	2100.00	1540.00	1580.00	1330.77	900.00	1500.00	850.00
WATER COOLER 9/10 LTR.PLASTIC ***	EACH	750.00	925.00	600.00	480.00	450.00	400.00	800.00	500.00
THERMOS STARVAC 1 LTR	EACH	400.00	600.00	450.00	240.00	365.38	300.00	450.00	350.00
BULB PHILIPS 100-WATTS	EACH	25.00	30.00	28.00	27.50	35.00	30.00	32.00	30.00
TUBE LIGHT PHILIPS 40 WATTS	EACH	100.00	100.00	100.00	100.00	100.00	100.00	100.00	110.00
ELECTRIC BLUBS "0" WATTE LOCAL	EACH	20.00	20.00	25.00	22.50	20.00	25.00	25.00	20.00
ELECTRIC BLUB ENERGY SAVER 14 WATTS	EACH	150.00	175.00	165.00	170.00	170.00	160.00	160.00	110.00
WASHING SOAP 250 GMS SPECIFY BRAND NAME	EACH	35.00	40.00	40.00	40.00	20.00	30.00	35.00	27.00
SURF EXCEL 400 GMS POLY BAG	EACH	125.00	125.00	125.00	125.00	125.00	125.00	125.00	125.00
WASHING POWDER 1000 GRM	EACH	185.00	185.00	185.00	185.00	185.00	185.00	175.00	175.00
WASHING POWDER (WHEEL/ BONUS) 100 GRAMS	EACH	95.00	95.00	95.00	95.00	95.00	95.00	90.00	85.00
CLEANSER POWDER VIM 1000 GM	PKT.	72.22	77.78	72.22	72.22	72.22	72.22	72.22	66.67
FINIS 500 ML	BOTTLE	155.00	237.50	175.00	175.00	160.00	225.00	200.00	125.00
PHNYLE TYPHONE/FINIS/CARRANITE 3 LITRES	BOTTLE	165.00	150.00	140.00	155.00	120.00	120.00	150.00	110.00
HARPIC	BOTTLE	125.00	135.00	130.00	130.00	125.00	130.00	125.00	125.00
BOOT POLISH CHERRY/KIWI 50ML	EACH	100.00	100.00	100.00	100.00	100.00	100.00	100.00	80.00
ROBIN BLUE (35 GRAMS)	PKT.	45.00	45.00	40.00	45.00	35.00	25.67	35.00	30.00
TISSU PAPER PERFUMED 100 PCS.	PKT	110.00	100.00	110.00	95.00	123.08	100.00	100.00	90.00
TOILET PAPER ROLL (R.PETEL)	P/ROLL	35.00	38.00	35.00	38.00	35.00	32.00	40.00	35.00
BOOT POLISH LIQUID CHEERY BLOSSOM KIWI 75 ML	BOTTLE	120.00	120.00	120.00	135.00	130.00	135.00	120.00	120.00
MATCH BOX SMALL	EACH	2.00	2.00	2.00	2.00	2.00	2.00	2.00	2.00
DRY CELL 1.5 VOLT(LOCAL)	EACH	25.00	20.00	25.00	25.00	15.00	15.00	22.00	20.00
HAND STITCHING NEEDLE M.SIZE	PACKET	9.00	10.00	6.00	6.00	6.00	6.00	8.00	5.00
SEWING MACHINE NEEDLE (SINGER)	EACH	5.00	5.00	8.50	8.50	5.00	6.00	8.00	5.00
HOUSEHOLD SERVANT FEMALE P/T	P/MNTH	2000.00	1900.00	1800.00	1000.00	1530.77	950.00	2000.00	600.00
MARRIAGE HALL WITH FURNITURE	P/HEAD	60.00	90.00	105.00	70.00	301.54	83.75	70.00	90.00
SEPTRAN TABLETS	10TAB.	15.00	15.00	15.00	15.00	15.00	15.00	15.00	15.00
BRUFEN TABS 200-MG.	10TAB.	10.00	10.00	10.00	10.00	10.00	10.00	10.00	10.00
PANADOL TAB. EXTRA/PLAIN	10TAB.	10.00	10.00	10.00	10.00	10.00	10.00	10.00	10.00
DISPRIN TAB.	10TAB.	10.00	10.00	10.00	10.00	10.00	10.00	10.00	10.00
TRISIL TAB.	10 TAB.	10.00	10.00	10.00	10.00	10.00	10.00	10.00	10.00
FLAGYL TAB. 200 MG.	10TAB.	10.00	10.00	10.00	10.00	10.00	10.00	10.00	10.00
VENTOLIN TAB. 2MG.	10TAB.	9.00	9.00	9.00	9.00	9.00	9.00	9.00	9.00
DAONIL TAB. 5 MG.	10TAB.	17.00	17.00	17.00	17.00	17.00	17.00	17.00	17.00

Contd.

7.11 Intercity Consumer Prices July, 2014

Description	Unit	Mianwali	Bahawal-pur	Bahawal-nagar	R.Y. Khan	Karachi	Hyderabad	Nawabshah	Mirpurkhas
ENTOX TAB.	10TAB.	10.00	10.00	10.00	10.00	10.00	10.00	10.00	10.00
RENITEC TAB. 5 MG.	10TAB.	59.00	59.00	59.00	59.00	59.00	59.00	59.00	59.00
CAC. 1000 TAB	BOTTLE	122.00	122.00	122.00	122.00	122.00	122.00	122.00	122.00
AMOXIL CAPSOLE 250 MG.S	10CAP.	36.00	36.00	36.00	36.00	36.00	36.00	36.00	36.00
CALCIUM SYRUP SANDOZ	BOTTLE	64.00	64.00	64.00	64.00	64.00	64.00	64.00	64.00
LEDERPLEX SYRUP	BOTTLE	35.00	35.00	35.00	35.00	35.00	35.00	35.00	35.00
SANCOS SYRUP (50 ML.)	BOTTLE	30.00	30.00	30.00	30.00	30.00	30.00	30.00	30.00
PHENERGAN SYRUP 120 ML.	BOTTLE	33.00	33.00	33.00	33.00	33.00	33.00	33.00	33.00
CALPOL SYRUP 60 ML.	BOTTLE	28.00	28.00	28.00	28.00	28.00	28.00	28.00	28.00
HYDRYLLIN SYRUP 120 ML.	BOTTLE	59.00	59.00	59.00	59.00	59.00	59.00	59.00	59.00
POLYFAX EYE OINTMENT	TUBE	21.00	21.00	21.00	21.00	21.00	21.00	21.00	21.00
BETNESOL EYE DROPS	BOTTLE	33.89	33.89	33.89	33.89	33.89	33.89	33.89	33.89
EAR DROPS (CARDISPORINE) ***	BOTTLE	21.00	21.00	21.00	21.00	21.00	21.00	21.00	21.00
BETNOVATE-N OINTMENT 5 GMS	TUBE	16.00	16.00	16.00	16.00	16.00	16.00	16.00	16.00
BURNOL CREAM 30 GRM	TUBE	16.00	16.00	16.00	16.00	16.00	16.00	16.00	16.00
VICKS VAPORUB/BALM	BOTTLE	36.00	36.00	36.00	36.00	36.00	36.00	36.00	36.00
GLYCRINE SMALL BOTTLE	BOTTLE	25.00	20.00	25.00	20.00	20.00	25.00	25.00	20.00
JOUHAR JOSHANDA	PKT.	6.00	6.00	6.00	6.00	6.00	6.00	6.00	6.00
GALXOS-D (450 GRMS)	PKT.	151.88	168.75	151.88	151.88	157.50	157.50	151.88	151.88
GRUPE-WATER WOODWARDS	BOTTLE	50.00	50.00	50.00	50.00	50.00	50.00	50.00	50.00
SANIPLAST ONE PUTTY	EACH	2.00	2.00	1.50	1.50	2.00	2.00	2.00	1.00
O.R.S. (NIMCOL)	PKT.	15.00	17.00	15.00	15.00	15.00	15.00	15.00	15.00
DETTOL (MEDIUM)	BOTTLE	46.80	46.80	46.80	46.80	46.80	46.80	46.80	46.80
COTTON BANDAGE 2" - 4"	EACH	10.00	7.00	8.00	8.00	8.62	6.00	8.00	15.00
THERMOMETER CHINA	EACH	50.00	45.00	40.00	40.00	40.00	30.00	40.00	40.00
DOCTOR (MBBS) CLINIC FEE	P/PAT.	300.00	200.00	200.00	300.00	100.00	100.00	200.00	100.00
URINE TEST (DR) CHARGES	P/TEST	60.00	90.00	50.00	60.00	100.00	90.00	140.00	70.00
BLOOD TEST (CP) CHARGES	P/TEST	210.00	225.00	120.00	100.00	230.00	212.50	300.00	200.00
SUGAR TEST (RANDOM/FASTING BOTH) CHARGES	P/TEST	120.00	120.00	100.00	150.00	256.15	160.00	240.00	200.00
ECG CHARGES	P/TEST	225.00	175.00	150.00	150.00	200.00	213.13	350.00	200.00
X-RAY (CHEST) CHARGES	P/X-RAY	300.00	200.00	200.00	250.00	300.00	209.38	400.00	200.00
CAR SUZUKI 800 CC (W/O. A/C)	EACH	625000.00	650800.00	645000.00	640000.00	625000.00	625000.00	625000.00	625000.00
CAR SUZUKI 1000 CC	EACH	1050000.00	1070800.00	1040000.00	1070000.00	1034000.00	1034000.00	1044000.00	1044000.00
CAR TOYOTA 1300 CC	EACH	1441000.00	1558000.00	1570000.00	1620000.00	1682500.00	1561500.00	1568000.00	0.00
CAR HONDA CIVIC	EACH	0.00	0.00	2125000.00	2150000.00	2035000.00	0.00	2033000.00	0.00
MOTORCYCLE HONDA CD-70.	EACH	68500.00	69900.00	69900.00	69900.00	68500.00	69900.00	69000.00	68000.00
MOTORCYCLE YAMAHA 100CC.	EACH	79500.00	80500.00	84500.00	85000.00	78600.00	79300.00	79300.00	0.00
MOTOR CYCLE HERO 70 CC	EACH	44500.00	47500.00	50000.00	48500.00	46000.00	43000.00	44000.00	44500.00
BICYCLE WITH TYRES & TUBES	EACH	7500.00	7350.00	7650.00	7500.00	6000.00	7550.00	9300.00	7500.00
TYRE CAR WITH TUBE GENERAL	EACH	3200.00	3800.00	3000.00	2950.00	3500.00	2800.00	3800.00	3300.00
TYRE MOTOR CYCLE WITHOUT TUBE	EACH	1250.00	1283.00	1300.00	1230.00	1357.69	950.00	1210.00	1250.00
TYRE CYCLE SPECIFY BRAND NAME	EACH	350.00	350.00	350.00	360.00	300.00	325.00	400.00	400.00
TYRE CAR W/O TUBE	EACH	2800.00	4200.00	2800.00	2950.00	2730.77	2700.00	3200.00	2700.00
PETROL SUPER	LITRE	107.97	107.97	107.97	107.97	107.97	107.97	107.97	107.97
HIGH SPEED DIESEL HSD	LITRE	109.34	109.34	109.36	109.34	109.34	109.34	109.34	109.34
CNG	K.G.	0.00	0.00	0.00	71.50	71.50	71.50	0.00	71.50
GAS CYLINDER STAND. SIZE	EACH	1600.00	1540.00	1300.00	1500.00	1100.00	1210.00	1430.00	1300.00
MOTOR CYCLE SERVICE CHARGES	EACH	300.00	225.00	250.00	250.00	350.00	250.00	250.00	250.00
CAR SERVICE CHARGES	EACH	400.00	275.00	250.00	250.00	365.38	350.00	500.00	300.00
TYRE PUNCTURE CHARGES	EACH	50.00	55.00	80.00	50.00	50.00	60.00	60.00	60.00
CYCLE OVERHAULING CHARGES	EACH	350.00	200.00	300.00	150.00	200.00	250.00	275.00	200.00
CAR TAX FOR 800CC TO 1300CC	YEARLY	2650.00	2650.00	2650.00	2650.00	1750.00	1750.00	1750.00	1750.00
TRAIN FARE ECO. 1-100 KM.	P/KM.	0.63	0.63	0.00	0.63	0.63	0.63	0.63	0.63
TRAIN FARE ECO. 101-500 KM.	P/KM.	0.91	0.91	0.00	0.91	0.91	0.91	0.91	0.91
TRAIN FARE ECO. > 500 KM.	P/KM.	0.84	0.84	0.00	0.84	0.84	0.84	0.84	0.84
TRAIN FARE IST SLP. 1-100KM	P/KM.	1.96	1.96	0.00	1.96	1.96	1.96	1.96	1.96
TRAIN FARE IST SLP.101-500 KM	P/KM.	2.42	2.42	0.00	2.42	2.42	2.42	2.42	2.42
TRAIN FARE IST SLP. > 500 KM	P/KM.	1.86	1.86	0.00	1.86	1.86	1.86	1.86	1.86
TRAIN FARE A/C SLP. 1-100KM.	P/KM.	5.39	5.39	0.00	5.39	5.39	5.39	5.39	5.39
TRAIN FARE A/C SLP.101-500KM	P/KM.	4.30	4.30	0.00	4.30	4.30	4.30	4.30	4.30
TRAIN FARE A/C SLP > 500KM.	P/KM.	3.89	3.89	0.00	3.89	3.89	3.89	3.89	3.89

Contd.

7.11 Intercity Consumer Prices July, 2014

Description	Unit	Mianwali	Bahawal-pur	Bahawal-nagar	R.Y. Khan	Karachi	Hyderabad	Nawabshah	Mirpurkhas
PLATEFORM TICKET	EACH	10.00	10.00	0.00	10.00	10.00	10.00	10.00	10.00
AUTO RICKSHAW FARES	KM/MIN	75.00	80.00	50.00	50.00	75.00	40.00	80.00	60.00
FULL TONGA CHARGES	KM/MIN	75.00	70.00	0.00	0.00	70.00	60.00	35.00	40.00
TAXI 4 SEATER FARE	KM/MIN	50.00	60.00	100.00	100.00	75.00	60.00	100.00	90.00
BUS FARE MIN (WITHIN CITY)	TICKET	0.00	0.00	0.00	0.00	10.00	10.00	0.00	10.00
BUS FARE MAX (WITHIN CIT	TICKET	0.00	0.00	0.00	25.00	16.00	17.00	0.00	16.00
BUS FARE OUTSIDE CITY	P/KM.	1.00	1.00	1.00	1.00	0.95	0.95	0.95	0.95
A/C BUS FARE OUTSIDE CITY	P/KM.	1.30	1.62	1.80	1.80	1.60	1.60	1.70	1.70
MINIBUS FARE MIN.WITH IN CITY	TICKET	0.00	0.00	0.00	0.00	10.00	10.00	0.00	0.00
MINIBUS FARE MAX.WITH IN CITY	TICKET	0.00	0.00	0.00	0.00	17.00	17.00	0.00	0.00
SUZUKI FARE MIN.WITH IN CITY	TICKET	15.00	10.00	15.00	0.00	10.00	10.00	0.00	10.00
SUZUKI FARE MAXIMUM W.IN CITY	TICKET	25.00	20.00	30.00	0.00	10.00	15.00	0.00	10.00
AIR FARE ECONOMY CLASS.	P/KM.	0.00	0.00	0.00	0.00	18.20	18.20	18.20	0.00
POSTAL ENVELOPE DOMESTIC	EACH	8.00	8.00	8.00	8.00	8.00	8.00	8.00	8.00
ENVELOPE FOR SAUDI ARABIA	EACH	50.00	50.00	50.00	50.00	50.00	50.00	50.00	45.00
POSTAL REGISTRATION CHARGES	EACH	28.00	28.00	28.00	28.00	28.00	28.00	28.00	28.00
U.M.S. REG CHARGES MIN.	EACH	58.00	59.00	58.00	58.00	58.00	59.00	58.00	58.00
T.C.S. CH. MIN.WITH IN ZONE	EACH	110.00	110.00	110.00	110.00	110.00	110.00	110.00	110.00
TELEPHONE CHARGES LOCAL CALL	P/CALL	3.94	3.94	3.94	3.94	3.94	3.94	3.94	3.94
TEL CHARGES OUT SIDE CITY	P/CALL	3.94	3.94	3.94	3.94	3.94	3.94	3.94	3.94
INTERNET CHARGES	P/HOUR	45.00	40.00	27.50	27.50	20.00	25.00	30.00	20.00
MOBILE CELL CHARGES	P/UNIT	3.00	4.50	2.50	3.06	3.00	3.00	3.06	3.00
FAX CHARGES (LOCAL)	P/PAGE	15.00	10.00	17.50	17.50	15.00	20.00	15.00	15.00
TELEPHONE SET AV. QLTY	EACH	525.00	1150.00	800.00	650.00	700.00	500.00	500.00	600.00
MOBILE SET NOKIA/SONY/ERICSON/SAMSUNG WITHOUT CAMERA	EACH	3000.00	5200.00	3650.00	3650.00	2600.00	2200.00	2400.00	2250.00
T.V. 20" COLORED WEGA H-A21.	EACH	23250.00	23800.00	18000.00	17500.00	19500.00	17300.00	18000.00	18000.00
T.V 20" COLOR CHINA/KORIA)	EACH	14250.00	15300.00	13000.00	12000.00	12000.00	10750.00	11000.00	10000.00
V.C.P. PANASONIC/LG/NAT	EACH	6500.00	5500.00	5000.00	0.00	4000.00	5000.00	5000.00	6000.00
DVD/VCD PLAYER PANASONIC/LG	EACH	4500.00	4950.00	5000.00	5500.00	4500.00	3500.00	5000.00	3500.00
RADIO WITH C.PLAYER NATIONAL	EACH	3000.00	2100.00	1800.00	1250.00	2000.00	3500.00	3500.00	1500.00
PERSONNEL COMPUTER (BRANDED)	EACH	43250.00	35000.00	66000.00	50000.00	37000.00	31200.00	58000.00	46000.00
VID. CASSETTE BLK. TDK/SONY	EACH	150.00	200.00	180.00	100.00	140.00	120.00	200.00	120.00
COM. C.D. (TDK/IMATION)	EACH	30.00	45.00	50.00	35.00	50.00	80.00	60.00	50.00
TAPE RECORDER CASSETTE BLANK	EACH	50.00	55.00	50.00	40.00	50.00	60.00	50.00	50.00
VIDEO GAME SEGA 16 BYTE	EACH	1500.00	1650.00	1150.00	1150.00	1400.00	1000.00	1100.00	1800.00
CINEMA A/C. HIGH CLASS	TICKET	0.00	0.00	0.00	0.00	100.00	60.00	0.00	30.00
CINEMA NON-A/C HIGH CLASS	TICKET	0.00	35.00	0.00	30.00	70.00	40.00	50.00	20.00
CABLE CHARGES	P/ MONTH	250.00	275.00	300.00	250.00	400.00	300.00	250.00	300.00
TV.LICENCE FEE DOMESTIC	YEARLY	420.00	420.00	420.00	420.00	420.00	420.00	420.00	420.00
ENGLISH BOOK CLASS V1	EACH	77.00	77.00	77.00	77.00	35.10	35.10	35.10	35.10
ENGLISH BOOK CLASS IX OR X	EACH	129.00	129.00	129.00	129.00	40.30	40.30	40.30	40.30
ENG. BOOK IST.YR COMPLETE SET	EACH	82.00	82.00	82.00	82.00	109.95	109.95	109.95	109.95
ENGLISH BOOK BA/B.SC	EACH	178.00	178.00	178.00	178.00	150.00	150.00	150.00	150.00
URDU BOOK CLASS V (T.B.BORD)	EACH	70.00	70.00	70.00	70.00	54.10	54.10	54.10	54.10
URDU BOOK CLASS IX/X(T.B.B)	EACH	137.00	137.00	137.00	137.00	50.55	50.55	50.55	50.55
URDU BOOK IST.YEAR/INTER	EACH	51.00	51.00	51.00	51.00	40.30	40.30	40.30	40.30
URDU BOOK BA/B.SC	EACH	140.00	140.00	140.00	140.00	120.00	120.00	120.00	120.00
MATHS BOOK CALSS V (T.B.B)	EACH	84.00	84.00	84.00	84.00	50.90	50.90	50.90	50.90
MATHS BOOK CLASS IX OR X	EACH	236.00	236.00	236.00	236.00	187.20	187.20	187.20	187.20
MATHS BOOK IST.YEAR (T.B.B)	EACH	150.00	150.00	150.00	150.00	104.60	104.60	104.60	104.60
PAKISTAN STUDIES BOOK BA/B.SC	EACH	125.00	125.00	125.00	125.00	125.00	125.00	125.00	125.00
DAILY "DAWN"	P/COPY	19.00	19.00	19.00	19.00	19.00	19.00	19.00	19.00
DAILY "JANG"	P/COPY	12.00	12.00	12.00	12.00	12.00	12.00	12.00	12.00
DAILY "NAWA-E-WAQT"	P/COPY	12.00	12.00	12.00	12.00	12.00	12.00	12.00	12.00
WEEKLY "AKHBAR-E-JAHAN"	P/COPY	55.00	55.00	55.00	55.00	55.00	55.00	55.00	55.00
WEEKLY "MAG"	P/COPY	45.00	45.00	45.00	45.00	45.00	45.00	45.00	45.00
MONTHLY "NAUNEHAL DIGEST"	P/COPY	35.00	35.00	35.00	35.00	35.00	35.00	35.00	35.00
PAPER FOOLSCAPE (27"x17")	QUIRE	45.00	27.50	30.00	50.00	46.54	30.00	27.00	30.00
EXERCISE.BOOK LINED 80/100 PGS	EACH	45.00	70.00	70.00	70.00	31.54	18.00	30.00	15.00
PENCILGOLDFISH/DEER	EACH	6.00	5.00	7.00	7.00	6.00	6.00	6.00	5.00
PEN INK DOLLOR 57 ML BOTTLE	EACH	20.00	20.00	20.00	25.00	20.00	20.00	20.00	25.00

Contd.

7.11 Intercity Consumer Prices July, 2014

Description	Unit	Mianwali	Bahawal-pur	Bahawal-nagar	R.Y. Khan	Karachi	Hyderabad	Nawabshah	Mirpurkhas
PHOTOSTATE PAPER 70 GM	PRT	310.00	280.00	350.00	350.00	440.00	225.00	360.00	300.00
BALL PEN (local)	EACH	6.00	5.00	8.00	7.00	7.00	6.00	7.00	5.00
FOUNTAIN PEN HERO/WINGS/CHINA	EACH	40.00	45.00	50.00	50.00	40.00	25.00	50.00	20.00
PRIVATE SCHOOL FEE ENGLISH MED. AVG. STAND. (CLASS I)	P/ MONTH	800.00	2920.00	875.00	1000.00	761.54	912.50	1550.00	500.00
PRIVATE SCHOOL FEE ENGLISH MED. AVG. STAND. (CLASS V)	P/ MONTH	1000.00	2945.00	1087.50	1400.00	861.54	918.75	1550.00	700.00
PRIVATE SCHOOL FEE ENGLISH MED. AVG. STAND. (CLASS VI)	P/ MONTH	1300.00	2995.00	1125.00	1500.00	1261.54	862.50	1550.00	800.00
PRIVATE SCHOOL FEE ENGLISH MED. AVG. STAND. (CLASS X)	P/ MONTH	1800.00	3150.00	1650.00	1700.00	1723.08	1162.50	2000.00	1000.00
PRIVATE MEDICLE COLLEGE FEE MBBS (1ST YEAR)	P/ MONTH	0.00	0.00	0.00	0.00	50307.69	50000.00	0.00	29166.00
PRIVATE ENGINEERING COLLEGE FEE (1STR YEAR)	P/ MONTH	0.00	0.00	0.00	0.00	6666.00	0.00	0.00	0.00
GOVT. COLLEGE FEE 1ST. YEAR	MONTH	50.00	50.00	50.00	50.00	45.00	35.00	40.00	35.00
GOVT. COLLEGE FEE 4TH. YEAR	MONTH	60.00	60.00	60.00	60.00	75.00	75.00	67.50	67.50
GOVT. UNIVERSITY FEE MSC.	MONTH	100.00	110.00	0.00	110.00	1300.00	385.00	0.00	354.17
GOVT. MED. COLLEGE FEE MBBS	MONTH	0.00	1289.00	0.00	1050.00	2417.00	2200.00	2000.00	0.00
GOVT. ENGG. COLL. FEE 1 YEAR	MONTH	0.00	2000.00	0.00	500.00	1480.00	1000.00	333.33	0.00
COACHING FEE FOR CLASS IX/X	P/ MONTH	1500.00	1500.00	1100.00	500.00	1800.00	500.00	1200.00	500.00
COACHING CHARGES FOR CLASS 1ST YEAR/INTER (SCIENCE)	P/ MONTH	2500.00	1750.00	1500.00	700.00	2000.00	1000.00	1200.00	800.00
COACHING CHARGES FOR CLASS 1ST YEAR/INTER (COMMERCE)	P/ MONTH	1000.00	1500.00	1500.00	600.00	1800.00	600.00	1200.00	600.00
I.T. TUITION FEES	P/ MONTH	0.00	2417.00	0.00	2000.00	3000.00	2000.00	1600.00	0.00
MBA TUITION FEES	P/ MONTH	0.00	2750.00	0.00	4585.00	8153.85	2500.00	0.00	0.00
BREAD TANDOORI ST. SIZE	EACH	6.00	5.00	7.00	6.00	8.00	10.00	7.00	7.00
COOKED MUTTON (AV. HOTEL)	PLATE	140.00	95.00	150.00	150.00	126.15	123.75	150.00	100.00
COOKED BEEF (AV. HOTEL)	PLATE	100.00	65.00	120.00	70.00	71.54	61.25	70.00	70.00
COOKED DAL (AV. HOTEL)	PLATE	40.00	37.50	50.00	52.50	50.00	37.50	60.00	50.00
CHICKEN BIRYANI FULL/DOUBLE	PLATE	140.00	110.00	150.00	120.00	133.08	80.00	100.00	90.00
TEA PREPARED (ORDINARY)	CUP	15.00	15.00	20.00	20.00	15.00	15.00	20.00	25.00
HAIRCUT CHARGES FOR MEN	P/CUT	50.00	95.00	60.00	60.00	66.15	57.50	100.00	50.00
BEAUTY PORL HAIR STYL CHARGE	P/STY.	250.00	390.00	300.00	300.00	380.77	193.75	250.00	150.00
SHAVING CHARGES	PER SHV	30.00	30.00	30.00	30.00	43.08	21.25	50.00	20.00
LIPSTICK S.MISS/MEDORA	EACH	110.00	90.00	105.00	120.00	90.00	110.00	120.00	110.00
NAIL POLISH S.MISS/MEDORA	EACH	95.00	95.00	60.00	60.00	90.00	60.00	95.00	80.00
PERFUME MED.SIZE MEDORA/BROACH	EACH	110.00	180.00	180.00	180.00	166.15	120.00	175.00	190.00
HAIR-OIL AMLA/CHAMBELI	BOTTLE	110.00	110.00	100.00	110.00	115.00	100.00	100.00	110.00
TOILET SOAP LUX 95 GRAMS	EACH	40.38	40.38	40.38	40.38	40.38	40.38	40.38	40.38
TOILET SOAP LIFEBOUY 140 GRM	EACH	36.00	36.00	36.00	36.00	36.00	36.00	36.00	36.00
TOILET SOAP SAFEGUARD BATH SIZE	EACH	48.00	48.00	46.00	48.00	46.00	46.00	48.00	48.00
TOOTHPASTE MACKLINES 70 GRM	EACH	50.00	50.00	50.00	50.00	50.00	50.00	50.00	50.00
TOOTHPAST MED SIZE CLGATE 70 GMS	EACH	56.00	60.67	60.67	60.67	60.67	56.00	60.67	60.67
TOOTHBRUSH SHEILD A/PLAUQUE	EACH	50.00	25.00	30.00	25.00	35.00	35.00	40.00	35.00
TOOTHPOWDER DENTONIC 90 GRM	EACH	25.00	28.00	25.00	25.00	25.00	25.00	25.00	25.00
HAIR-COLOUR BEGIN (6 GMS)	EACH	95.00	95.00	95.00	95.00	95.00	95.00	90.00	96.00
HAIR COLOUR (KALAKOLA)	BOTTLE	120.00	120.00	120.00	120.00	120.00	120.00	120.00	120.00
FACECREAM PONDS (MEDIUM)	EACH	105.00	110.00	110.00	110.00	110.00	110.00	110.00	110.00
TALC POWDER VICE ROAY,B.CAT	EACH	120.00	130.00	130.00	135.00	120.00	130.00	130.00	130.00
BLADE TREET ORDINARY 10'S	PKT.	30.00	30.00	35.00	30.00	38.00	35.00	40.00	35.00
BLADE 7-O-CLOCK STAIN. 5'S	PKT.	35.00	30.00	35.00	30.00	35.00	30.00	40.00	30.00
SHAMPOO SUNSILK/PAINTIN 100 ML	BOTTLE	110.00	110.00	110.00	110.00	110.00	110.00	110.00	110.00
BEAUTY CREAM (FAIR & LOVELY)	EACH	155.00	155.00	155.00	155.00	99.00	155.00	155.00	155.00
HAIR REMOVING CREAM (EU-CREAM)	TUBE	65.00	60.00	60.00	60.00	55.00	60.00	60.00	60.00
GEL MEDIUM SIZE	BOTTLE	85.00	100.00	120.00	100.00	60.00	55.00	67.50	55.00
DISPOSABLE RAZOR GILLET-II	EACH	40.00	40.00	45.00	40.00	35.00	40.00	35.00	35.00
SHAVING CREAM TOUCH-ME/ADM.	EACH	60.00	60.00	60.00	60.00	60.00	55.00	55.00	55.00
GOLD TEZABI 24 CT	10 GM.	42100.00	40793.00	41666.00	41221.00	41657.00	41442.00	41400.00	40200.00
SILVER TEZABI 24 CT	10 GM.	700.00	647.00	630.00	643.00	700.00	635.00	730.00	635.00
ARTIFICIAL JEWELLARY SET	SET	900.00	675.00	1000.00	280.00	1061.54	400.00	1700.00	350.00
WRIST WATCH GENTS CITIZEN (ORIGINAL) ***	EACH	4100.00	7200.00	3000.00	3000.00	2000.00	3100.00	3750.00	2500.00
WRIST WATCH LADIES CITIZEN (ORIGINAL) ***	EACH	4100.00	7000.00	3000.00	3000.00	2000.00	3050.00	3750.00	2500.00
WALL CLOCK QUARTZ AV.QLTY	EACH	600.00	1050.00	500.00	500.00	400.00	300.00	450.00	350.00
SUITCASE REXIN (24"x16"x6")	EACH	1125.00	1500.00	1500.00	1150.00	1061.54	750.00	1500.00	800.00
TRUNK MEDIUM SIZE ***	EACH	1990.00	1700.00	1400.00	1200.00	1592.31	1050.00	1600.00	1000.00
PURSE LADIES (LEATHER) AVERAGE QUALITY	EACH	500.00	1050.00	1200.00	1100.00	761.54	375.00	800.00	500.00

7.11 Intercity Consumer Prices July, 2014

Description	Unit	Mithi	Sukkar	Larkana	Dadu	Peshawar	Mardan	Abbottabad	Bannu
WHEAT	10 KG.	325.00	320.00	312.50	300.00	360.00	360.00	400.00	325.00
WHEAT FLOUR FINE/SUPERIOR.	KG.	47.00	41.00	38.00	45.00	43.50	41.00	47.00	40.50
WHEAT FLOUR AVG. QLTY	KG.	40.00	38.50	37.00	40.00	40.50	37.50	42.00	38.00
WHEAT FLOUR BAG	10 KG.	400.00	372.50	370.00	400.00	386.67	375.00	395.00	365.00
MAIDA	KG.	55.00	50.00	49.00	50.00	50.83	50.00	56.25	60.00
SUJI	KG.	56.00	52.50	49.00	50.00	55.00	50.00	56.25	50.00
BESAN AV. QLTY.	KG.	72.00	85.00	80.00	80.00	83.33	85.00	80.00	80.00
RICE BASMATI SUP. QLTY.	KG.	135.00	150.00	140.00	140.00	141.67	142.50	147.50	127.50
RICE BASMATI 385/386	KG.	80.00	85.00	75.00	90.00	120.00	120.00	120.00	122.50
RICE BASMATI BROKEN AV.QLTY	KG.	75.00	75.00	80.00	60.00	78.33	85.00	87.50	52.50
RICE IRRI-6 (SINDH/PUNJAB)	KG.	42.00	52.50	35.00	40.00	48.50	50.00	52.50	72.50
VERMICELLI	KG.	85.00	80.00	67.50	70.00	73.33	80.00	100.00	70.00
BREAD PLAIN MEDIUM SIZE	EACH	45.00	50.00	38.00	45.00	36.67	35.00	35.00	35.00
RUSK (PAPAY)	KG.	150.00	200.00	200.00	200.00	160.00	200.00	155.00	140.00
BISCUITS-PACKED	PKT	35.00	35.00	35.00	35.00	35.00	35.00	35.00	35.00
BISCUIT-BAKERY (LOOSE)	250 GM	50.00	60.00	100.00	50.00	60.00	55.00	50.00	52.50
CORNFLAKS FAUJI 225 GM.	PKT	160.00	176.40	166.50	166.50	153.00	153.00	175.50	165.00
SAMOSA (VEGATABLE)	EACH	7.00	11.00	12.00	15.00	6.33	7.00	8.00	15.00
PASTRY AV.QLTY.	EACH	10.00	12.50	32.50	20.00	22.50	20.00	17.50	20.00
PATTIES (VEGATABLES)	EACH	10.00	12.50	18.00	10.00	21.67	21.00	20.00	30.00
NIMCO	250 GM	55.00	70.00	60.00	50.00	53.33	60.00	60.00	50.00
CHIPS	250 GM	55.00	75.00	80.00	60.00	53.33	50.00	80.00	85.00
BEEF WITH BONE AV.QLTY.	KG	0.00	290.00	290.00	280.00	270.00	250.00	250.00	265.00
MUTTON AV.QLTY.	KG	500.00	510.00	580.00	560.00	585.83	480.00	500.00	480.00
CHICKEN FARM BROILER (LIVE)	KG	190.00	171.00	160.00	200.00	158.00	170.00	160.00	175.00
FISH-RAHU MEDIUM SIZE	KG	300.00	327.50	275.00	340.00	271.67	287.50	220.00	290.00
MILK FRESH (UNBOILED)	LTR.	60.00	75.00	80.00	70.00	71.25	72.50	70.00	72.50
CURD	KG.	78.00	90.00	95.00	100.00	79.17	80.00	80.00	82.50
MILK TETRA PACK 1/2 LTR.	PKT.	50.00	60.00	50.00	50.00	50.00	50.00	60.00	50.00
LACTOGEN 400 GRAMS	PKT.	400.00	425.00	425.00	425.00	425.00	425.00	425.00	425.00
POWDER MILK NIDO 400GM.	PKT	325.00	350.00	350.00	350.00	350.00	325.00	325.00	340.00
MILK POWDER LOOSE/PACKED	KG.	480.00	480.00	450.00	365.00	590.00	590.00	500.00	540.00
BUTTER LOCAL PACKED	50 GM.	25.00	27.50	27.00	30.00	25.00	25.00	25.00	40.00
EGGS FARM	DOZ	95.00	89.00	80.00	90.00	80.00	80.00	84.50	80.00
MUSTARD OIL AV.QLTY.	KG.	150.00	142.50	200.00	160.00	221.67	210.00	250.00	180.00
COOKING OIL (DALDA)	2.5LTR	550.00	545.00	530.00	520.00	540.00	540.00	535.00	540.00
COOKING OIL (PAKWAN) OTHER BRAND SPECIFY	2.5 LTR	540.00	545.00	500.00	520.00	440.00	436.00	420.00	470.00
VEGETABLE GHEE TIN	2.5KG.	530.00	525.00	520.00	520.00	510.00	510.00	510.00	510.00
VEGETABLE GHEE (LOOSE)	KG.	180.00	160.00	145.00	140.00	169.17	167.50	170.00	152.50
DATES AV.QLTY.	KG.	120.00	230.00	300.00	200.00	200.83	165.00	245.00	200.00
PISTACHIO AV.QLTY.	50 GM.	95.00	120.00	125.00	100.00	75.83	80.00	100.00	75.00
ALMONDS WHOLE AV.QLTY.	KG.	495.00	800.00	800.00	610.00	603.33	575.00	400.00	462.50
COCONUT DRY AV.QLTY.	KG.	260.00	330.00	300.00	280.00	269.17	290.00	230.00	240.00
RAISINS AV.QLTY.	50 GM.	15.00	27.50	20.00	25.00	21.17	15.50	19.00	12.50
GROUNDNUTS (WITH SHELL)	KG.	105.00	240.00	150.00	150.00	158.33	135.00	200.00	120.00
MALTA/MOSAMBI	DOZ	0.00	0.00	0.00	0.00	0.00	0.00	0.00	0.00
KINNU	DOZ	0.00	0.00	0.00	0.00	0.00	0.00	0.00	0.00
APPLE	KG	200.00	145.00	125.00	360.00	210.00	130.00	102.50	135.00
ALOO BUKHARA	KG	220.00	200.00	150.00	160.00	146.67	110.00	120.00	160.00
POMEGRANATE (ANNAR)	KG	0.00	0.00	0.00	0.00	0.00	0.00	0.00	0.00
GRAPES	KG	280.00	300.00	250.00	240.00	135.00	135.00	240.00	180.00
BANANAS	DOZ	55.00	90.00	80.00	100.00	111.67	100.00	110.00	145.00
MANGO KALMI	KG	70.00	75.00	75.00	80.00	103.33	80.00	70.00	95.00
GUAVA	KG	0.00	0.00	0.00	0.00	0.00	0.00	0.00	0.00
WATERMELON (TURBOOZ)	KG	20.00	27.50	30.00	40.00	32.50	22.50	40.00	40.00
MUSKMELON (KHARBOOZA)	KG	30.00	50.00	35.00	60.00	50.00	35.00	60.00	22.50
SWEETMELON (GARMA)	KG	0.00	0.00	0.00	0.00	0.00	0.00	0.00	0.00
PULSE MASOOR (WHOLE)	KG.	115.00	105.00	115.00	100.00	120.00	135.00	120.00	120.00
PULSE MASOOR (WASHED)	KG.	120.00	130.00	120.00	120.00	120.00	135.00	120.00	120.00
PULSE MOONG (WASHED)	KG.	170.00	155.00	180.00	160.00	158.33	170.00	140.00	150.00
PULSE MASH (WASHED)	KG.	128.00	135.00	137.50	160.00	141.67	140.00	133.75	140.00

Contd.

7.11 Intercity Consumer Prices July, 2014

Description	Unit	Mithi	Sukkar	Larkana	Dadu	Peshawar	Mardan	Abbottabad	Bannu
PULSE GRAM	KG.	70.00	75.00	70.00	80.00	76.67	72.50	75.00	70.00
GRAM WHOLE BLACK AV.QLTY.	KG.	60.00	100.00	110.00	100.00	91.67	95.00	75.00	52.50
GRAM WHOLE YELLOW AV.QLTY	KG.	100.00	120.00	110.00	100.00	105.00	95.00	100.00	105.00
BEANS (LAL LOBIA)	KG.	120.00	155.00	140.00	120.00	123.33	115.00	145.00	125.00
POTATOES	KG	65.00	60.00	60.00	65.00	64.17	65.00	60.00	67.50
ONION	KG	30.00	30.00	37.50	40.00	40.00	35.00	35.00	42.50
TURNIP	KG	0.00	0.00	0.00	0.00	0.00	0.00	0.00	0.00
RADISH	KG	0.00	0.00	0.00	0.00	0.00	0.00	0.00	0.00
TOMATOES	KG	50.00	55.00	50.00	45.00	30.00	30.00	35.00	50.00
CABBAGE	KG	0.00	0.00	0.00	0.00	0.00	0.00	0.00	0.00
CAULIFLOWER	KG	0.00	0.00	0.00	0.00	0.00	0.00	0.00	0.00
BRINJAL	KG	30.00	40.00	47.50	30.00	31.67	35.00	30.00	37.50
PUMPKIN	KG	40.00	60.00	32.50	40.00	36.67	30.00	35.00	30.00
BOTTLEGOURD	KG	35.00	50.00	32.50	35.00	30.83	20.00	25.00	30.00
LADY FINGER	KG	80.00	60.00	75.00	50.00	51.67	30.00	32.00	55.00
PEAS	KG	0.00	0.00	0.00	0.00	0.00	0.00	0.00	0.00
SPINACH	KG	0.00	0.00	0.00	0.00	0.00	0.00	0.00	0.00
TINDA	KG	55.00	60.00	40.00	20.00	53.33	30.00	55.00	65.00
TURAI	KG	70.00	60.00	60.00	55.00	56.67	60.00	40.00	47.50
KARAILA	KG	40.00	70.00	77.50	50.00	36.67	30.00	30.00	46.25
ARVI	KG	85.00	60.00	77.50	60.00	60.83	40.00	45.00	56.25
CHILLIES GREEN	KG	60.00	100.00	120.00	60.00	106.67	110.00	85.00	100.00
CARROT	KG	0.00	0.00	0.00	0.00	0.00	0.00	0.00	0.00
COCUMBER (KHEERA)	KG	50.00	30.00	35.00	45.00	45.83	40.00	30.00	70.00
LEMON	250GM	30.00	30.00	25.00	30.00	42.50	30.00	40.00	32.50
SUGAR REFINED	KG.	53.00	54.00	52.50	54.00	57.67	58.00	56.00	61.00
GUR AV.QLTY	KG.	72.00	75.00	70.00	80.00	89.17	82.50	100.00	82.50
HONEY LANGANESE 500 GM.	BOTTLE	740.00	750.00	780.00	720.00	860.00	860.00	850.00	350.00
MILO 200 GM.	BOTTLE	190.00	167.00	200.00	200.00	170.00	170.00	230.00	200.00
CUSTARD POWDER RAFHAN 300 GM.	PKT	70.00	75.00	70.00	75.00	75.00	75.00	75.00	75.00
TOFFEE (HILAL)	EACH	1.00	1.00	2.00	1.00	1.50	1.50	1.00	1.00
CHOWKELATE CANDY (SMALL SIZE)	EACH	5.00	5.00	5.00	5.00	5.00	5.00	5.00	5.00
SWEETMEAT (MIXED)	KG	300.00	350.00	400.00	350.00	260.00	250.00	230.00	172.50
ICE CREAM WALLS	CUP.	40.00	40.00	40.00	40.00	40.00	40.00	40.00	40.00
ICE	KG	10.00	10.00	15.00	10.00	15.00	15.00	9.00	12.00
JAM AHMED/MITCHELLES	BOTTLE	110.00	130.00	120.00	115.00	130.00	127.50	130.00	110.00
SQUASH-MITCHELLES	BOTTLE	135.00	150.00	135.00	135.00	150.00	150.00	150.00	140.00
ROOH AFZA	BOTTLE	140.00	140.00	140.00	140.00	140.00	140.00	140.00	145.00
JAM-E-SHIREEN	BOTTLE	145.00	145.00	135.00	145.00	145.00	145.00	145.00	145.00
SAUNF	50 GM	16.00	20.00	20.00	20.00	20.00	17.50	20.00	15.00
CINAMON LOOSE AV. QLTY	50 GM.	20.00	20.00	20.00	20.00	19.17	20.00	27.50	30.00
CUMINSEED WHITE NATIONAL	50 GM.	50.00	52.00	50.00	50.00	54.00	54.00	50.00	52.00
PEPPER BLACK NATIONAL	50 GM.	96.00	96.00	96.00	96.00	96.00	96.00	96.00	80.00
CLOVES LOOSE AV.QLTY	50 GM.	85.00	90.00	80.00	80.00	106.67	120.00	125.00	100.00
CARDAMOM LARGE LOOSE AV.QLTY	50 GM.	140.00	120.00	132.50	150.00	136.67	150.00	125.00	90.00
CARDAMOM SMALL AV.QLTY	50 GM.	65.00	100.00	85.00	90.00	126.67	110.00	110.00	120.00
SALT-POWDERED (LAHORI) LOOSE	KG.	10.00	9.00	10.00	8.00	10.00	10.00	10.00	8.00
SALT POWDERED (NATIONAL/SHAN)	PKT	20.00	25.00	25.00	25.00	23.33	25.00	25.00	20.00
CHILLIES POWD.NATIONAL 200GM	PKT	105.00	105.00	105.00	105.00	105.00	105.00	105.00	105.00
CHILLIES POWDER LOOS	KG.	200.00	250.00	210.00	240.00	198.33	240.00	280.00	280.00
CORRIANDER SEED POWD.NATIONAL	PKT	78.00	88.00	78.00	78.00	78.00	78.00	88.00	77.00
CORRIANDER SEED (LOOSE)	KG.	200.00	160.00	220.00	200.00	211.67	260.00	240.00	280.00
TURMERIC POWD.NATIONAL 50GM	PKT.	35.00	35.00	35.00	35.00	35.00	35.00	35.00	35.00
CURRY POWD. NATIONAL 200 GM	PKT.	86.00	86.00	86.00	86.00	87.00	87.00	87.00	86.00
TOMATO KETCHUP AHMED/MITCHL	BOTTLE	85.00	80.00	80.00	90.00	88.33	90.00	80.00	70.00
PICKLES AHMED/MITCHELLES	BOTTLE	90.00	110.00	110.00	115.00	110.00	120.00	100.00	100.00
VINEGAR SYNTHETIC (SIRKA)	BOTTLE	55.00	75.00	85.00	75.00	78.33	60.00	75.00	40.00
GARLIC	KG	100.00	110.00	75.00	110.00	100.00	100.00	85.00	125.00
GINGER	KG	300.00	290.00	240.00	250.00	366.67	265.00	360.00	370.00
TAPAL DANEDAR TEA 200GM PACKET	PKT	113.68	113.68	113.68	113.68	131.58	131.58	131.58	131.58
TEA LIPTON YELLOW LABEL 200GM.	PKT.	147.37	124.21	124.21	124.21	124.21	124.21	124.21	124.21

Contd.

7.11 Intercity Consumer Prices July, 2014

Description	Unit	Mithi	Sukkar	Larkana	Dadu	Peshawar	Mardan	Abbottabad	Bannu
TEA LOOSE KENYA AV.QLTY 250GM.	PKT.	115.00	125.00	125.00	135.00	127.50	117.50	150.00	120.00
COFFEE-NESCAFE 75 GM. **	BOTTLE	300.00	320.00	317.50	300.00	300.00	300.00	330.00	280.00
COLD DRINK (STANDARD SIZ)	BOTTLE	25.00	25.00	25.00	20.00	25.00	25.00	21.00	25.00
FRUIT JUICE TETRA PACK	PKT.	15.00	15.00	15.00	15.00	15.00	15.00	17.50	17.50
MINERAL WATER NESTLE 1.5 LTR	BOTTLE	45.00	45.00	45.00	45.00	45.00	45.00	45.00	45.00
CIGARETTES K-2 10'S **	PKT	50.00	45.00	45.00	46.00	45.00	45.00	36.00	45.00
CIGARETTES CAPSTAN 10'S **	PKT	50.00	45.00	50.00	48.00	50.00	50.00	50.00	50.00
CIGARETTES GOLD LEAF 20'S	PKT	100.00	96.00	97.50	100.00	100.00	100.00	100.00	100.00
CIGARETTES MORVEN GOLD 20'S	PKT	50.00	45.00	50.00	48.00	50.00	50.00	50.00	50.00
BETEL LEAVES	50GM.	70.00	70.00	60.00	80.00	70.00	80.00	60.00	72.50
BETEL NUTS	KG.	260.00	270.00	215.00	200.00	376.67	400.00	275.00	290.00
LONG CLOTH 57" GUL AHMED/AL-KARAM	METER	170.00	230.00	195.00	230.00	300.00	300.00	195.00	165.00
SHIRTING AV.QLTY.	METER	100.00	120.00	130.00	130.00	283.33	287.50	150.00	135.00
PANT CLOTH W & WEAR AV.QLTY	METER	300.00	450.00	350.00	300.00	375.00	350.00	375.00	575.00
LAWN PRINTED GUL AHMED/AL-KARAM	METER	220.00	375.00	333.00	230.00	340.00	290.00	300.00	177.50
GEORGETTE AV.QLTY	METER	140.00	150.00	130.00	100.00	110.00	110.00	80.00	97.50
LINEN AV.QLTY ***	METER	150.00	140.00	175.00	120.00	155.00	165.00	125.00	136.25
HEAVY WT SUITING LAWERNCPUR AVG QLTY	METER	1400.00	1250.00	1100.00	900.00	2250.00	2050.00	1100.00	830.00
HEAVY WT SUITING LAWERNCPUR SUP QLTY	METER	1500.00	1500.00	1300.00	1300.00	2500.00	2500.00	1550.00	900.00
TROPICAL SUITING LAW.PUR	METER	900.00	1000.00	900.00	750.00	1400.00	1400.00	900.00	655.00
PANT BOY 24"/26" LENGTH.	EACH	325.00	400.00	325.00	500.00	475.00	450.00	625.00	675.00
SHIRT BOY 24"/26" LENGTH	EACH	250.00	400.00	320.00	400.00	333.33	335.00	625.00	315.00
SCHOOL UNI. PANT,SHIRT BOYS	SUIT	650.00	600.00	425.00	540.00	736.67	675.00	630.00	617.50
SCHOOL UNI. KAMEEZ,SHAL.BOYS	SUIT	500.00	600.00	500.00	475.00	633.33	575.00	800.00	600.00
SCHOOL UNI. KAMEEZ,SHAL.GIRL	SUIT	680.00	600.00	500.00	520.00	816.67	750.00	670.00	600.00
FROCK W/WEAR GIRLS	EACH	400.00	900.00	450.00	630.00	841.67	750.00	1050.00	725.00
AWAMI-SUIT W & W(BOY) 24"/26	SUIT	700.00	900.00	550.00	685.00	925.00	800.00	1050.00	750.00
AWAMI-SUIT W&W (GENTS)AV.QLTY	SUIT	800.00	1000.00	800.00	960.00	1615.00	1450.00	1875.00	1650.00
PULLOVER GENTS OXFORD/BON.	EACH	2000.00	2100.00	2085.00	2700.00	3137.50	3137.50	2895.00	2600.00
PULLOVER LADIES OXFORD/BON.	EACH	1800.00	1800.00	1800.00	2300.00	2740.00	2840.00	2895.00	2600.00
PULLOVER (GENTS) OTHERS A.QTY	EACH	700.00	800.00	700.00	600.00	900.00	925.00	1955.00	1125.00
SECOND-HAND COAT FOR MEN	EACH	525.00	400.00	375.00	300.00	558.33	475.00	525.00	200.00
SECONDHAND SWEETER FOR MEN DUP QLTY	EACH	325.00	225.00	275.00	200.00	466.67	550.00	375.00	175.00
SECONDHAND WINTER JACKET	EACH	260.00	362.50	425.00	250.00	625.00	900.00	500.00	175.00
UNDERWEAR AV.QLTY MEDIUM SIZE	EACH	70.00	90.00	140.00	60.00	108.33	90.00	150.00	77.50
VEST FOR MEN AV.QLTY.	EACH	60.00	100.00	95.00	70.00	132.50	110.00	150.00	77.50
VEST/SHAMEEZ (WOMEN) AVG. QLTY	EACH	65.00	120.00	140.00	140.00	154.17	110.00	200.00	127.50
SOCKS NYLON (PAKISTANI)	PAIR	50.00	90.00	80.00	50.00	100.83	85.00	77.50	60.00
BRASSIER AV.QLTY.	EACH	80.00	120.00	180.00	100.00	116.67	110.00	85.00	150.00
BRASSIER SUP QLTY	EACH	300.00	300.00	280.00	200.00	231.67	190.00	185.00	220.00
DOPATTA GEORGETTE AV.QLTY.	EACH	300.00	225.00	300.00	250.00	251.67	260.00	387.50	235.00
DOPATTA COTTON AV GLTY	EACH	200.00	175.00	210.00	200.00	222.50	235.00	250.00	265.00
CHADDAR (W/WEAR) (2x2.5 MTR)	EACH	300.00	275.00	490.00	350.00	850.00	725.00	487.50	450.00
LUNGI/DHOTI(COTTON) AVG. QLTY	EACH	310.00	250.00	470.00	250.00	275.00	300.00	350.00	320.00
HANDKERCHIEF AVG. QLTY PAK	EACH	40.00	50.00	50.00	45.00	27.50	27.50	30.00	20.00
HANDKERCHIEF SUP. QLTY PAK	EACH	60.00	77.50	75.00	120.00	51.67	45.00	45.00	37.50
GLOVES AV QLTY	PAIR	60.00	70.00	55.00	50.00	110.00	110.00	80.00	52.50
AZARBAND COTTON AVG. QLTY	EACH	8.00	20.00	22.50	15.00	25.83	22.50	11.00	15.00
SEWING THREAD/REEL(ASLI PARI)	EACH	5.00	7.00	7.00	7.00	8.50	8.50	6.00	5.00
WASHING CHARGES PAINT & SHIRT	SUIT	50.00	55.00	60.00	40.00	178.33	100.00	50.00	70.00
DRY CLEANING SUIT COAT PANT	SUIT	200.00	250.00	270.00	160.00	383.33	325.00	350.00	250.00
WASHING CH. (KAMIZ-SHALWAR)	PAIR	50.00	50.00	50.00	30.00	73.33	50.00	50.00	60.00
TAILORING SHIRT	EACH	250.00	400.00	350.00	200.00	466.67	425.00	300.00	275.00
TAILORING CHARGES PANT (MEN)	EACH	250.00	600.00	500.00	300.00	1150.00	775.00	675.00	900.00
TAILORING COAT-PANT SUIT	SUIT	3000.00	4000.00	3200.00	3200.00	4583.33	4000.00	4000.00	2750.00
TAILORING AWAMI-SUIT (MALE)	SUIT	300.00	475.00	575.00	475.00	608.33	525.00	475.00	475.00
TAILORING SUIT FEMALE	SUIT	250.00	450.00	575.00	250.00	508.33	475.00	293.75	375.00
GENTS SHOES PAUL BATA	PAIR	1199.00	1199.00	1199.00	1199.00	1199.00	1199.00	1199.00	1199.00
GENTS SANDAL BATA	PAIR	699.00	699.00	699.00	699.00	699.00	699.00	699.00	699.00
GENTS SPOUNG CHAPPAL BATA	PAIR	179.00	179.00	179.00	179.00	179.00	179.00	179.00	179.00
LADIES SANDAL BATA	PAIR	499.00	499.00	499.00	499.00	499.00	499.00	499.00	499.00

Contd.

7.11 Intercity Consumer Prices July, 2014

Description	Unit	Mithi	Sukkar	Larkana	Dadu	Peshawar	Mardan	Abbottabad	Bannu
LADIES SPOUNG CHAPPAL BATA	PAIR	179.00	179.00	179.00	179.00	179.00	179.00	179.00	179.00
CHILD SHOE POWER LITE BATA	PAIR	599.00	599.00	599.00	599.00	599.00	599.00	599.00	599.00
GENTS SHOE, ART 1109 SERVICE	PAIR	999.00	999.00	999.00	999.00	999.00	999.00	999.00	999.00
NYLON JOGGER 27 SIZE 2-5 ***	PAIR	1299.00	1299.00	1299.00	1299.00	1299.00	1299.00	1299.00	1299.00
CHINA FOOT WEAR AV. QLTY (MALE) *	PAIR	400.00	500.00	750.00	800.00	920.83	825.00	875.00	850.00
CHINA FOOT WEAR AV. QLTY (FEMALE) *	PAIR	240.00	425.00	300.00	350.00	825.00	750.00	837.50	700.00
CHINA FOOT WEAR AV. QLTY (CHILDREN) *	PAIR	220.00	425.00	300.00	500.00	508.33	425.00	450.00	450.00
SHOE REPAIR HALF SOLE	PAIR	50.00	65.00	100.00	50.00	131.67	110.00	90.00	80.00
SHOES POLISH CHARGES AVERAGE SHOP	PAIR	10.00	15.00	20.00	10.00	20.00	20.00	18.75	17.50
HOUSE RENT (combined)	MONTH	3056.00	4900.00	3915.00	3174.00	7058.00	2999.00	8409.00	3321.00
rent 2	pm	3056.00	4900.00	3915.00	3174.00	7058.00	2999.00	8409.00	3321.00
RENT3	PM	3056.00	4900.00	3915.00	3174.00	7058.00	2999.00	8409.00	3321.00
RENT4	PM	3056.00	4900.00	3915.00	3174.00	7058.00	2999.00	8409.00	3321.00
RENT5	PM	3056.00	4900.00	3915.00	3174.00	7058.00	2999.00	8409.00	3321.00
RENT6	PM	3056.00	4900.00	3915.00	3174.00	7058.00	2999.00	8409.00	3321.00
SYNTHETIC ENEMAL ROBIALAC BALTI 3.64 LTR.	EACH	1850.00	1900.00	2000.00	1450.00	1800.00	1800.00	1950.00	1775.00
SYNTHETIC ENEMAL ICI BALTI 3.64 LTR.	EACH	1850.00	1900.00	2000.00	1450.00	1816.67	1800.00	1950.00	1825.00
CEMENT (LOCAL) SPECIFY BRAND NAME	BAG	550.00	550.00	550.00	540.00	507.50	505.00	510.00	510.00
BRICKS (NEW) IST CLASS	P/1000	4800.00	5000.00	4800.00	4000.00	7816.67	7300.00	8000.00	5500.00
CEMENT BLOCKS (6"x8"x12")	P/100	0.00	0.00	0.00	0.00	0.00	0.00	0.00	0.00
BAJREE	100CFT	5200.00	2650.00	4000.00	2800.00	3500.00	3200.00	3200.00	1700.00
SAND (BLACK PIT SAND)	K100CFT	2000.00	1500.00	1400.00	2000.00	1866.67	1600.00	2600.00	1350.00
TIMBER SHESHAM LOG IST QUALITY	cubmt.	0.00	37044.00	42377.00	55500.00	42378.00	42378.00	0.00	35000.00
IRON BAR (M.S. BAR) 1/2"	P/TON	72500.00	78000.00	76000.00	79000.00	81000.00	80000.00	79333.33	79500.00
CARPANTER WAGE RATE	P/DAY	600.00	750.00	800.00	600.00	741.67	750.00	766.67	700.00
MASON (RAJ) WAGE RATE	P/DAY	600.00	750.00	800.00	800.00	866.67	750.00	766.67	1075.00
UNSKILLED LABOUR WAGE RATE	P/DAY	400.00	375.00	350.00	350.00	466.67	400.00	400.00	425.00
PLUMBER WAGE RSTE	P/DAY	600.00	750.00	600.00	400.00	900.00	800.00	0.00	700.00
ELECTICIAN WAGE RATE PER DAY **	P/DAY	0.00	0.00	600.00	400.00	933.33	800.00	0.00	575.00
ELECTICIAN WAGE RATE PER POINT **	P/PNT	75.00	87.50	120.00	60.00	100.00	100.00	122.50	87.00
WATER CHARGES PER HOUSE	P/MONTH	200.00	57.50	150.00	35.00	150.00	120.00	175.00	200.00
ELECT.CHARGES UPTO 50 UNITS	P/UNIT	2.00	2.00	2.00	2.00	2.00	2.00	2.00	2.00
ELECT.CHARGES 01 - 100 UNIT	P/UNIT	5.79	5.79	5.79	5.79	5.79	5.79	5.79	5.79
ELECT.CHARGES 101 - 300 UNIT	P/UNIT	9.70	9.70	9.70	9.70	9.70	9.70	9.70	9.70
ELECT.CHARGES 301 - 1000 UNIT	P/UNIT	15.27	15.27	15.27	15.27	15.27	15.27	15.27	15.27
ELECT.CHARGES ABOVE 1000 UNIT	P/UNIT	17.41	17.41	17.41	17.41	17.41	17.41	17.41	17.41
ELEC	PM	10.03	10.03	10.03	10.03	10.03	10.03	10.03	10.03
GAS CHR9 upto 3.3719 MMBUT	MMBTU	0.00	124.18	124.18	124.18	124.18	124.18	124.18	124.18
GAS CHR9 3.3719 - 6.7438 MMBUT	MMBTU	0.00	248.37	248.37	248.37	248.37	248.37	248.37	248.37
GAS CHR9 6.7438 - 10.1157 MMBUT	MMBTU	0.00	248.37	248.37	248.37	248.37	248.37	248.37	248.37
GAS CHR9 10.1157 - 13.4876 MMBUT	MMBTU	0.00	620.91	620.91	620.91	620.91	620.91	620.91	620.91
GAS	PM	0.00	620.91	620.91	620.91	620.91	620.91	620.91	620.91
GAS	PM	0.00	372.55	372.55	372.55	372.55	372.55	372.55	372.55
KEROSENE OIL	LTR	120.00	115.75	130.00	150.00	116.17	120.00	120.00	123.00
FIREWOOD WHOLE	40 KG.	350.00	400.00	400.00	400.00	650.00	500.00	387.50	490.00
CHAIR SHESHAM WOOD WITH ARMS **	EACH	1100.00	1750.00	2400.00	1200.00	1800.00	1800.00	1600.00	1025.00
CHAIR PLASTIC (CHAIRMAN) AVERAGE QUALITY	EACH	650.00	700.00	850.00	800.00	1000.00	1000.00	915.00	637.50
TABLE SHESHAM WOOD (4X2X5") ***	EACH	2800.00	4500.00	7650.00	5000.00	5500.00	5250.00	6000.00	5500.00
SOFASET WOODEN WITH FOAM SEAT **	SET	12000.00	12500.00	14500.00	20000.00	22166.67	19000.00	16500.00	14500.00
COT IRON (WITH NIWAR)AV.QLTY.	EACH	2000.00	1900.00	2850.00	2600.00	2100.00	2100.00	2200.00	1675.00
ALMIRAH (STEEL) 6'X3' 20 GUAGE	EACH	7000.00	12000.00	9500.00	12000.00	9000.00	8000.00	14250.00	8625.00
DINNING TABLE 6 CHAIRS A.QLTY	SET	11000.00	19500.00	16000.00	25000.00	26500.00	23500.00	17000.00	11500.00
SINGLE BED WITHOUT FOAM MED.	EACH	3800.00	8000.00	4750.00	5500.00	6000.00	5250.00	3750.00	3500.00
MATRESS SINGLE(4"THICK)	EACH	6100.00	4500.00	4800.00	6100.00	4733.33	4625.00	4700.00	4200.00
FARSHI DARI 12'X9' AV.QLTY	EACH	800.00	900.00	1275.00	800.00	1300.00	1150.00	1400.00	1300.00
DARI COTTON (6'x2 1/2') AV.QL	EACH	500.00	350.00	550.00	300.00	350.00	375.00	300.00	400.00
CARPET PLAIN AV. QLTY	SQFT.	40.00	32.50	90.00	22.00	38.83	41.50	47.50	44.50
QUILT (LIHAF) 3 KG. COTTON	EACH	600.00	900.00	780.00	600.00	966.67	1025.00	850.00	900.00
BLANKET (90" x 54")	EACH	2000.00	3000.00	3000.00	3000.00	2433.33	2500.00	3000.00	2700.00
BEDSHEET SINGLE BED SUP.QLTY	EACH	400.00	425.00	800.00	600.00	800.00	825.00	575.00	405.00
BED SHEET DOUBLE WITH TWO PILLOW COVERS SUP QLTY	SET	600.00	800.00	1100.00	1100.00	1566.67	1650.00	2200.00	1225.00

Contd.

7.11 Intercity Consumer Prices July, 2014

Description	Unit	Mithi	Sukkar	Larkana	Dadu	Peshawar	Mardan	Abbottabad	Bannu
TOWEL(3'x2') AV. QALTY	EACH	110.00	237.50	235.00	150.00	283.33	225.00	475.00	250.00
CEILING FAN 48" SUPER QLTY **	EACH	2500.00	2850.00	3600.00	2500.00	2925.00	3000.00	2895.00	3500.00
PEDESTAL FAN 22" SUPER QLTY	EACH	4000.00	3850.00	4600.00	3600.00	4650.00	4350.00	4390.00	4200.00
REFG. DAWLENCE 10 CFT. D.DOOR	EACH	27300.00	32500.00	32000.00	28500.00	29500.00	30500.00	30400.00	30000.00
D-FREEZER WAVES 8 CFT.	EACH	29000.00	30000.00	33000.00	25000.00	30400.00	30500.00	28900.00	30500.00
AIRCONDITIONER 1.5 TON PEL	EACH	41800.00	52000.00	45000.00	55000.00	40000.00	41000.00	40000.00	45000.00
SPLIT AIR CONDITIONER 1.5 TON (SPECIFY BRAND NAME)	EACH	46500.00	41000.00	43500.00	42000.00	42833.33	45000.00	44000.00	45000.00
AIRCOOLER SUPER ASIA	EACH	9000.00	12300.00	12000.00	11000.00	14500.00	14000.00	10500.00	10500.00
WASHING MACHINE SINGER	EACH	15600.00	15900.00	14700.00	14700.00	15500.00	15600.00	15600.00	14700.00
SEWING MACHINE(SINGER)	EACH	5650.00	5860.00	5210.00	5200.00	5860.00	5860.00	5860.00	5910.00
GIZER LARGE SIZE 30 GALLON CAPACITY SUP QLTY	EACH	15600.00	16000.00	15500.00	14000.00	20500.00	19800.00	20500.00	15200.00
GAS BURNER DOUBLE SPFY.BRAND	EACH	1500.00	1900.00	1550.00	1900.00	3150.00	2500.00	1725.00	2500.00
ELECT. IRON PHILIPS MDL.1120	EACH	1500.00	1700.00	2100.00	2000.00	2675.00	1600.00	1650.00	1500.00
ELECTRIC JUICER FOR APPLE	EACH	3000.00	2725.00	5000.00	3500.00	4533.33	4500.00	4000.00	4700.00
S.STEEL DEGHCHI MEDIUM SIZE ***	EACH	490.00	600.00	500.00	500.00	741.67	650.00	450.00	530.00
ALUMINIUM COOKING PAN (DEGCHI) MED SIZE	EACH	380.00	450.00	460.00	450.00	675.00	625.00	350.00	555.00
NON STICK COOKING PAN (DEGCHI) SUP. QLTY	EACH	560.00	550.00	495.00	562.50	1016.67	625.00	600.00	562.50
FRYING PAN STEEL AVG. QLTY MED. SIZE	EACH	260.00	300.00	430.00	190.00	416.67	375.00	325.00	450.00
TAWA IORN (MEDIUM SIZE) AVG. QLTY	EACH	250.00	300.00	395.00	190.00	383.33	400.00	350.00	550.00
S.STEEL PLATE A.QLTY.(M.SIZE)	EACH	60.00	70.00	120.00	60.00	71.67	67.50	75.00	65.00
TABLE SPOON S.STEEL SUP.QLTY.	DOZEN	280.00	350.00	350.00	250.00	483.33	425.00	300.00	470.00
WATER SET JUG+6 GLASSES (OMROC)	SET	370.00	550.00	370.00	600.00	426.67	425.00	450.00	450.00
TEA SET PAK. CHINAWARE 21 PCS.	SET	1450.00	1750.00	1000.00	2000.00	2400.00	2200.00	1900.00	1225.00
DINNER SET PLASTIC 72 PIECES SUPERIOR QLTY	SET	2500.00	6250.00	4000.00	6200.00	8666.67	8000.00	5250.00	3625.00
HOTPOT SET PLASTIC 3 PCS.	SET	1000.00	1500.00	1450.00	1200.00	1200.00	1100.00	1500.00	1487.50
BUCKET(BALT) PLASTIC MED.SIZ	EACH	275.00	400.00	260.00	300.00	350.00	400.00	375.00	405.00
LOTA PLASTIC (MED SIZE) AVERAGE QUALITY	EACH	50.00	60.00	55.00	50.00	41.67	40.00	47.50	27.50
PRESURE COOKER 4 LTR.	EACH	900.00	1500.00	1000.00	1300.00	1300.00	1100.00	875.00	1400.00
WATER COOLER 9/10 LTR.PLASTIC ***	EACH	525.00	600.00	600.00	400.00	483.33	475.00	575.00	450.00
THERMOS STARVAC 1 LTR	EACH	350.00	550.00	455.00	500.00	425.00	425.00	450.00	450.00
BULB PHILIPS 100-WATTS	EACH	30.00	30.00	30.00	35.00	40.00	40.00	30.00	30.00
TUBE LIGHT PHILIPS 40 WATTS	EACH	110.00	97.50	95.00	100.00	95.00	95.00	110.00	95.00
ELECTRIC BLUBS "0" WATTE LOCAL	EACH	20.00	22.00	20.00	20.00	21.67	25.00	20.00	20.00
ELECTRIC BLUB ENERGY SAVER 14 WATTS	EACH	110.00	155.00	175.00	160.00	180.00	180.00	160.00	160.00
WASHING SOAP 250 GMS SPECIFY BRAND NAME	EACH	25.00	30.00	35.00	30.00	40.00	40.00	40.00	37.00
SURF EXCEL 400 GMS POLY BAG	EACH	125.00	125.00	125.00	125.00	125.00	125.00	125.00	125.00
WASHING POWDER 1000 GRM	EACH	175.00	185.00	185.00	185.00	185.00	185.00	180.00	175.00
WASHING POWDER (WHEEL/ BONUS) 100 GRAMS	EACH	85.00	95.00	85.00	90.00	95.00	95.00	85.00	95.00
CLEANSER POWDER VIM 1000 GM	PKT.	66.67	72.22	66.67	66.67	72.22	66.67	72.22	72.22
FINIS 500 ML	BOTTLE	125.00	180.00	165.00	180.00	138.33	125.00	180.00	120.00
PHNYLE TYPHONE/FINIS/CARRANITE 3 LITRES	BOTTLE	110.00	130.00	120.00	140.00	130.00	120.00	125.00	115.00
HARPIC	BOTTLE	125.00	130.00	125.00	125.00	126.67	125.00	125.00	130.00
BOOT POLISH CHERRY/KIWI 50ML	EACH	80.00	100.00	100.00	80.00	90.00	90.00	100.00	100.00
ROBIN BLUE (35 GRAMS)	PKT.	30.00	30.00	30.00	45.00	45.00	45.00	30.00	40.00
TISSU PAPER PERFUMED 100 PCS.	PKT	90.00	95.00	100.00	90.00	110.00	115.00	105.00	80.00
TOILET PAPER ROLL (R.PETEL)	P/ROLL	35.00	35.00	35.00	30.00	38.00	38.00	35.00	35.00
BOOT POLISH LIQUID CHEERY BLOSSOM KIWI 75 ML	BOTTLE	120.00	120.00	120.00	130.00	135.00	135.00	120.00	120.00
MATCH BOX SMALL	EACH	2.00	2.00	2.00	2.00	1.67	1.50	1.00	1.50
DRY CELL 1.5 VOLT(LOCAL)	EACH	20.00	25.00	20.00	25.00	25.00	25.00	20.00	21.00
HAND STITCHING NEEDLE M.SIZE	PACKET	5.00	10.00	9.00	6.00	5.83	6.00	9.00	6.00
SEWING MACHINE NEEDLE (SINGER)	EACH	5.00	8.00	7.00	5.00	5.83	6.00	7.50	5.00
HOUSEHOLD SERVANT FEMALE P/T	P/MNTH	800.00	1500.00	1250.00	1500.00	1100.00	1100.00	2500.00	1500.00
MARRIAGE HALL WITH FURNITURE	P/HEAD	60.00	100.00	150.00	60.00	233.33	250.00	105.00	80.00
SEPTRAN TABLETS	10TAB.	15.00	15.00	15.00	15.00	15.00	15.00	15.00	15.00
BRUFEN TABS 200-MG.	10TAB.	10.00	10.00	10.00	10.00	10.00	10.00	10.00	10.00
PANADOL TAB. EXTRA/PLAIN	10TAB.	10.00	10.00	10.00	10.00	10.00	10.00	10.00	10.00
DISPRIN TAB.	10TAB.	10.00	10.00	10.00	10.00	10.00	10.00	10.00	10.00
TRISIL TAB.	10 TAB	10.00	10.00	10.00	10.00	10.00	10.00	10.00	10.00
FLAGYL TAB. 200 MG.	10TAB.	10.00	10.00	10.00	10.00	10.00	10.00	10.00	10.00
VENTOLIN TAB. 2MG.	10TAB.	9.00	9.00	9.00	9.00	9.00	9.00	9.00	9.00
DAONIL TAB. 5 MG.	10TAB.	17.00	17.00	17.00	17.00	17.00	17.00	17.00	17.00

Contd.

7.11 Intercity Consumer Prices July, 2014

Description	Unit	Mithi	Sukkar	Larkana	Dadu	Peshawar	Mardan	Abbottabad	Bannu
ENTOX TAB.	10TAB.	10.00	10.00	10.00	10.00	10.00	10.00	10.00	10.00
RENITEC TAB. 5 MG.	10TAB.	59.00	59.00	59.00	59.00	59.00	59.00	59.00	59.00
CAC. 1000 TAB	BOTTLE	122.00	122.00	122.00	122.00	122.00	122.00	122.00	122.00
AMOXIL CAPSOLE 250 MG.S	10CAP.	36.00	36.00	36.00	36.00	36.00	36.00	36.00	36.00
CALCIUM SYRUP SANDOZ	BOTTLE	64.00	64.00	64.00	64.00	64.00	64.00	64.00	64.00
LEDERPLEX SYRUP	BOTTLE	35.00	35.00	35.00	35.00	35.00	35.00	35.00	35.00
SANCOS SYRUP (50 ML.)	BOTTLE	30.00	30.00	30.00	30.00	30.00	30.00	30.00	30.00
PHENERGAN SYRUP 120 ML.	BOTTLE	33.00	33.00	33.00	33.00	33.00	33.00	33.00	33.00
CALPOL SYRUP 60 ML.	BOTTLE	28.00	28.00	28.00	28.00	28.00	28.00	28.00	28.00
HYDRYLIN SYRUP 120 ML.	BOTTLE	59.00	59.00	59.00	59.00	59.00	59.00	59.00	59.00
POLYFAX EYE OINTMENT	TUBE	21.00	21.00	21.00	21.00	21.00	21.00	21.00	21.00
BETNESOL EYE DROPS	BOTTLE	33.89	33.89	33.89	33.89	33.89	33.89	33.89	33.89
EAR DROPS (CARDISPORINE) ***	BOTTLE	21.00	21.00	21.00	21.00	21.00	21.00	21.00	21.00
BETNOVATE-N OINTMENT 5 GMS	TUBE	16.00	16.00	16.00	16.00	16.00	16.00	16.00	16.00
BURNOL CREAM 30 GRM	TUBE	16.00	16.00	16.00	16.00	16.00	16.00	16.00	16.00
VICKS VAPORUB/BALM	BOTTLE	36.00	36.00	36.00	36.00	36.00	36.00	36.00	36.00
GLYCERINE SMALL BOTTLE	BOTTLE	15.00	15.00	15.00	27.50	20.00	20.00	35.00	25.00
JOUHAR JOSHANDA	PKT.	6.00	6.00	6.00	6.00	6.00	6.00	6.00	6.00
GALXOS-D (450 GRMS)	PKT.	151.88	157.50	157.50	151.88	157.50	157.50	151.88	157.50
GRIPE-WATER WOODWARDS	BOTTLE	50.00	50.00	50.00	50.00	50.00	50.00	50.00	50.00
SANIPLAST ONE PUTTY	EACH	1.00	2.00	2.00	2.00	2.00	2.00	1.75	2.00
O.R.S. (NIMCOL)	PKT.	15.00	15.00	15.00	15.00	15.00	15.00	15.00	15.00
DETTOL (MEDIUM)	BOTTLE	46.80	46.80	46.80	46.80	46.80	46.80	46.80	46.80
COTTON BANDAGE 2" - 4"	EACH	15.00	12.50	15.00	10.00	9.00	9.00	10.50	10.00
THERMOMETER CHINA	EACH	35.00	37.50	35.00	30.00	41.50	42.00	47.50	40.00
DOCTOR (MBBS) CLINIC FEE	P/PAT.	100.00	100.00	300.00	150.00	220.83	225.00	150.00	150.00
URINE TEST (DR) CHARGES	P/TEST	70.00	170.00	100.00	50.00	100.00	100.00	60.00	100.00
BLOOD TEST (CP) CHARGES	P/TEST	200.00	290.00	200.00	200.00	200.00	200.00	100.00	175.00
SUGAR TEST (RANDOM/FASTING BOTH) CHARGES	P/TEST	200.00	200.00	240.00	120.00	200.00	200.00	140.00	90.00
ECG CHARGES	P/TEST	200.00	350.00	200.00	200.00	200.00	200.00	200.00	243.75
X-RAY (CHEST) CHARGES	P/X-RAY	200.00	300.00	350.00	170.00	180.00	180.00	200.00	180.00
CAR SUZUKI 800 CC (W/O. A/C)	EACH	0.00	625000.00	632000.00	0.00	703800.00	703000.00	680000.00	0.00
CAR SUZUKI 1000 CC	EACH	0.00	0.00	0.00	0.00	1060800.00	1059800.00	1060000.00	0.00
CAR TOYOTA 1300 CC	EACH	0.00	0.00	0.00	0.00	1578000.00	1578000.00	1590000.00	0.00
CAR HONDA CIVIC	EACH	0.00	0.00	0.00	0.00	2386000.00	2386000.00	2180000.00	0.00
MOTORCYCLE HONDA CD-70.	EACH	68500.00	70000.00	70000.00	69000.00	69900.00	69900.00	69900.00	69000.00
MOTORCYCLE YAMAHA 100CC.	EACH	0.00	78500.00	79300.00	0.00	80000.00	80000.00	79300.00	84000.00
MOTOR CYCLE HERO 70 CC	EACH	0.00	43000.00	42500.00	0.00	43000.00	43000.00	46000.00	43000.00
BICYCLE WITH TYRES & TUBES	EACH	7900.00	7600.00	7600.00	7000.00	7833.33	7600.00	9500.00	8500.00
TYRE CAR WITH TUBE GENERAL	EACH	3400.00	3200.00	3800.00	4000.00	3623.33	3550.00	3350.00	4700.00
TYRE MOTOR CYCLE WITHOUT TUBE	EACH	1280.00	1200.00	1300.00	1300.00	1290.00	1275.00	1500.00	1325.00
TYRE CYCLE SPECIFY BRAND NAME	EACH	415.00	350.00	370.00	420.00	371.67	365.00	425.00	545.00
TYRE CAR W/O TUBE	EACH	2800.00	2700.00	2800.00	3600.00	3266.67	3250.00	3300.00	4300.00
PETROL SUPER	LITRE	107.97	107.97	107.97	107.97	107.97	107.97	107.97	107.97
HIGH SPEED DIESEL HSD	LITRE	109.34	109.34	109.34	109.34	109.34	109.34	109.34	109.34
CNG	K.G.	0.00	71.50	71.50	71.50	76.35	0.00	0.00	0.00
GAS CYLINDER STAND. SIZE	EACH	1350.00	1320.00	1243.00	1320.00	1430.00	1430.00	1500.00	1250.00
MOTOR CYCLE SERVICE CHARGES	EACH	250.00	250.00	350.00	250.00	286.67	280.00	300.00	300.00
CAR SERVICE CHARGES	EACH	300.00	350.00	500.00	400.00	300.00	300.00	400.00	0.00
TYRE PUNCTURE CHARGES	EACH	50.00	60.00	75.00	80.00	50.00	50.00	75.00	67.50
CYCLE OVERHAULING CHARGES	EACH	200.00	200.00	300.00	200.00	350.00	350.00	275.00	500.00
CAR TAX FOR 800CC TO 1300CC	YEARLY	1750.00	1750.00	1750.00	1750.00	1075.00	1075.00	1075.00	1075.00
TRAIN FARE ECO. 1-100 KM.	P/KM.	0.00	0.63	0.63	0.63	0.63	0.00	0.63	0.63
TRAIN FARE ECO. 101-500 KM.	P/KM.	0.00	0.91	0.91	0.91	0.91	0.00	0.91	0.91
TRAIN FARE ECO. > 500 KM.	P/KM.	0.00	0.84	0.84	0.84	0.84	0.00	0.84	0.84
TRAIN FARE IST SLP. 1-100KM	P/KM.	0.00	1.96	1.96	1.96	1.96	0.00	1.96	1.96
TRAIN FARE IST SLP.101-500 KM	P/KM.	0.00	2.42	2.42	2.42	2.42	0.00	2.42	2.42
TRAIN FARE IST SLP. > 500 KM	P/KM.	0.00	1.86	1.86	1.86	1.86	0.00	1.86	1.86
TRAIN FARE A/C SLP. 1-100KM.	P/KM	0.00	5.39	5.39	5.39	5.39	0.00	5.39	5.39
TRAIN FARE A/C SLP.101-500KM	P/KM.	0.00	4.30	4.30	4.30	4.30	0.00	4.30	4.30
TRAIN FARE A/C SLP > 500KM.	P/KM	0.00	3.89	3.89	3.89	3.89	0.00	3.89	3.89

Contd.

7.11 Intercity Consumer Prices July, 2014

Description	Unit	Mithi	Sukkar	Larkana	Dadu	Peshawar	Mardan	Abbottabad	Bannu
PLATFORM TICKET	EACH	0.00	10.00	10.00	10.00	10.00	0.00	10.00	10.00
AUTO RICKSHAW FARES	KM/MIN	90.00	80.00	50.00	40.00	51.67	60.00	50.00	45.00
FULL TONGA CHARGES	KM/MIN	0.00	80.00	65.00	0.00	60.00	60.00	60.00	40.00
TAXI 4 SEATER FARE	KM/MIN	90.00	80.00	60.00	60.00	100.00	100.00	65.00	50.00
BUS FARE MIN (WITHIN CITY)	TICKET	0.00	0.00	0.00	0.00	12.00	12.00	10.00	12.00
BUS FARE MAX (WITHIN CIT	TICKET	0.00	0.00	0.00	0.00	20.00	19.00	10.00	25.00
BUS FARE OUTSIDE CITY	P/KM.	0.95	0.95	0.95	0.95	0.93	0.93	0.93	0.93
A/C BUS FARE OUTSIDE CITY	P/KM.	1.70	1.60	1.60	1.50	1.28	1.28	1.60	1.45
MINIBUS FARE MIN.WITH IN CITY	TICKET	0.00	0.00	0.00	0.00	12.00	0.00	0.00	0.00
MINIBUS FARE MAX.WITH IN CITY	TICKET	0.00	0.00	0.00	0.00	20.00	0.00	0.00	0.00
SUZUKI FARE MIN.WITH IN CITY	TICKET	0.00	7.00	10.00	0.00	10.00	10.00	10.00	0.00
SUZUKI FARE MAXIMUM W.IN CITY	TICKET	0.00	15.00	10.00	0.00	20.00	15.00	13.00	0.00
AIR FARE ECONOMY CLASS.	P/KM.	0.00	18.20	18.20	0.00	18.20	0.00	0.00	0.00
POSTAL ENVELOPE DOMESTIC	EACH	8.00	8.00	8.00	8.00	8.00	8.00	8.00	8.00
ENVELOPE FOR SAUDI ARABIA	EACH	45.00	50.00	45.00	45.00	50.00	50.00	50.00	50.00
POSTAL REGISTRATION CHARGES	EACH	28.00	28.00	28.00	28.00	28.00	28.00	28.00	28.00
U.M.S. REG CHARGES MIN.	EACH	58.00	59.00	58.00	58.00	58.00	58.00	58.00	58.00
T.C.S. CH. MIN.WITH IN ZONE	EACH	110.00	110.00	110.00	110.00	110.00	110.00	110.00	110.00
TELEPHONE CHARGES LOCAL CALL	P/CALL	3.94	3.94	3.94	3.94	3.94	3.94	3.94	3.94
TEL CHARGES OUT SIDE CITY	P/CALL	3.94	3.94	3.94	3.94	3.94	3.94	3.94	3.94
INTERNET CHARGES	P/HOUR	20.00	20.00	15.00	30.00	30.00	30.00	30.00	25.00
MOBILE CELL CHARGES	P/UNIT	3.00	3.00	3.50	3.06	2.88	2.88	4.00	2.88
FAX CHARGES (LOCAL)	P/PAGE	20.00	15.00	15.00	20.00	20.00	20.00	17.50	15.00
TELEPHONE SET AV. QLTY	EACH	650.00	400.00	875.00	550.00	1200.00	1250.00	1250.00	1012.50
MOBILE SET NOKIA/SONY/ERICSON/SAMSUNG WITHOUT CAMERA	EACH	2300.00	2850.00	3200.00	2400.00	2700.00	2650.00	3550.00	2500.00
T.V. 20" COLORED WEGA H-A21.	EACH	18000.00	17500.00	20500.00	17000.00	18600.00	19000.00	20000.00	22000.00
T.V 20" COLOR CHINA(KORIA)	EACH	10000.00	12000.00	9000.00	11000.00	8083.33	7500.00	10500.00	9000.00
V.C.P. PANASONIC/LG/NAT	EACH	6000.00	5600.00	4800.00	4500.00	3916.67	0.00	6500.00	6500.00
DVD/VCD PLAYER PANASONIC/LG	EACH	3000.00	3800.00	3000.00	2750.00	3066.67	4000.00	4600.00	2500.00
RADIO WITH C.PLAYER NATIONAL	EACH	1500.00	2000.00	2900.00	2000.00	2616.67	2600.00	2800.00	2175.00
PERSONNEL COMPUTER (BRANDED)	EACH	46000.00	45000.00	45000.00	27000.00	50000.00	48800.00	35000.00	52000.00
VID. CASSETTE BLK. TDK/SONY	EACH	120.00	140.00	170.00	160.00	100.00	100.00	150.00	110.00
COM. C.D. (TDK/IMATI)	EACH	55.00	50.00	50.00	40.00	40.00	40.00	50.00	65.00
TAPE RECORDER CASSETTE BLANK	EACH	55.00	50.00	50.00	50.00	30.00	30.00	60.00	25.00
VIDEO GAME SEGA 16 BYTE	EACH	0.00	1200.00	1500.00	1000.00	1250.00	1250.00	1800.00	1450.00
CINEMA A/C. HIGH CLASS	TICKET	0.00	0.00	0.00	0.00	40.00	0.00	0.00	0.00
CINEMA NON-A/C HIGH CLASS	TICKET	0.00	0.00	60.00	20.00	40.00	30.00	30.00	40.00
CABLE CHARGES	P/ MONTH	200.00	300.00	375.00	300.00	200.00	300.00	250.00	300.00
TV.LICENCE FEE DOMESTIC	YEARLY	420.00	420.00	420.00	420.00	420.00	420.00	420.00	420.00
ENGLISH BOOK CLASS V1	EACH	35.10	35.10	35.10	35.10	78.00	78.00	78.00	78.00
ENGLISH BOOK CLASS IX OR X	EACH	40.30	40.30	40.30	40.30	76.00	76.00	76.00	76.00
ENG. BOOK IST.YR COMPLETE SET	EACH	109.95	109.95	109.95	109.95	80.00	80.00	80.00	80.00
ENGLISH BOOK BA/B.SC	EACH	150.00	150.00	150.00	150.00	120.00	120.00	120.00	120.00
URDU BOOK CLASS V (T.B.BORD)	EACH	54.10	54.10	54.10	54.10	76.00	76.00	76.00	76.00
URDU BOOK CLASS IX/X(T.B.B)	EACH	50.55	50.55	50.55	50.55	65.50	65.50	65.50	65.50
URDU BOOK IST.YEAR/INTER	EACH	40.30	40.30	40.30	40.30	76.00	76.00	76.00	76.00
URDU BOOK BA/B.SC	EACH	120.00	120.00	120.00	120.00	170.00	160.00	160.00	160.00
MATHS BOOK CALSS V (T.B.B)	EACH	50.90	50.90	50.90	50.90	77.00	77.00	77.00	77.00
MATHS BOOK CLASS IX OR X	EACH	187.20	187.20	187.20	187.20	133.00	133.00	133.00	133.00
MATHS BOOK IST.YEAR (T.B.B)	EACH	104.60	104.60	104.60	104.60	160.00	160.00	160.00	160.00
PAKISTAN STUDIES BOOK BA/B.SC	EACH	125.00	125.00	125.00	125.00	95.00	95.00	95.00	95.00
DAILY "DAWN"	P/COPY	19.00	19.00	19.00	19.00	19.00	19.00	19.00	19.00
DAILY "JANG"	P/COPY	12.00	12.00	12.00	12.00	12.00	12.00	12.00	12.00
DAILY "NAWA-E-WAQT"	P/COPY	12.00	12.00	12.00	12.00	12.00	12.00	12.00	12.00
WEEKLY "AKHBAR-E-JAHAN"	P/COPY	55.00	55.00	55.00	55.00	55.00	55.00	55.00	55.00
WEEKLY "MAG"	P/COPY	45.00	45.00	45.00	45.00	45.00	45.00	45.00	45.00
MONTHLY "NAUNEHAL DIGEST"	P/COPY	35.00	35.00	35.00	35.00	35.00	35.00	35.00	35.00
PAPER FOOLSCAPE (27"x17")	QUIRE	25.00	45.00	37.00	35.00	20.00	20.00	37.50	32.50
EXERCISE.BOOK LINED 80/100 PGS	EACH	15.00	40.00	20.00	20.00	65.00	65.00	60.00	55.00
PENCILGOLDFISH/DEER	EACH	5.00	6.00	6.00	5.00	5.00	5.00	5.50	5.00
PEN INK DOLLOR 57 ML BOTTLE	EACH	25.00	25.00	25.00	20.00	20.00	20.00	20.00	20.00

Contd.

7.11 Intercity Consumer Prices July, 2014

Description	Unit	Mithi	Sukkar	Larkana	Dadu	Peshawar	Mardan	Abbottabad	Bannu
PHOTOSTATE PAPER 70 GM	PRT	325.00	400.00	340.00	340.00	300.00	310.00	320.00	282.50
BALL PEN (local)	EACH	5.00	7.00	5.50	6.00	5.50	6.00	7.00	5.00
FOUNTAIN PEN HERO/WINGS/CHINA	EACH	25.00	40.00	42.50	30.00	40.83	45.00	55.00	35.00
PRIVATE SCHOOL FEE ENGLISH MED. AVG. STAND. (CLASS I)	P/ MONTH	350.00	700.00	775.00	1665.00	1916.67	1800.00	1587.50	550.00
PRIVATE SCHOOL FEE ENGLISH MED. AVG. STAND. (CLASS V)	P/ MONTH	450.00	900.00	775.00	1665.00	2016.67	2000.00	1797.50	650.00
PRIVATE SCHOOL FEE ENGLISH MED. AVG. STAND. (CLASS VI)	P/ MONTH	500.00	900.00	775.00	1965.00	2033.33	2150.00	1847.50	750.00
PRIVATE SCHOOL FEE ENGLISH MED. AVG. STAND. (CLASS X)	P/ MONTH	500.00	1100.00	775.00	2100.00	2125.00	2600.00	2287.50	850.00
PRIVATE MEDICL COLLEGE FEE MBBS (1ST YEAR)	P/ MONTH	0.00	0.00	0.00	0.00	50000.00	0.00	50000.00	0.00
PRIVATE ENGINEERING COLLEGE FEE (ISTR YEAR)	P/ MONTH	0.00	0.00	0.00	0.00	15000.00	15000.00	0.00	0.00
GOVT. COLLEGE FEE 1ST. YEAR	MONTH	35.00	35.00	35.00	35.00	42.09	42.09	42.09	42.09
GOVT. COLLEGE FEE 4TH. YEAR	MONTH	70.00	67.50	75.00	67.50	54.90	54.79	45.83	50.00
GOVT. UNIVERSITY FEE MSC.	MONTH	354.17	0.00	0.00	354.17	1487.93	1487.93	539.58	620.00
GOVT. MED. COLLEGE FEE MBBS	MONTH	2000.00	2000.00	4200.00	2000.00	641.67	0.00	641.66	0.00
GOVT. ENGG. COLL. FEE I YEAR	MONTH	0.00	0.00	1500.00	0.00	595.83	595.83	0.00	0.00
COACHING FEE FOR CLASS IX/X	P/ MONTH	600.00	1000.00	600.00	500.00	2500.00	2500.00	1200.00	700.00
COACHING CHARGES FOR CLASS 1ST YEAR/INTER (SCIENCE)	P/ MONTH	700.00	2000.00	700.00	500.00	3000.00	3000.00	1500.00	675.00
COACHING CHARGES FOR CLASS 1ST YEAR/INTER (COMMERCE)	P/ MONTH	600.00	1080.00	600.00	500.00	3000.00	3000.00	1000.00	675.00
I.T. TUITION FEES	P/ MONTH	0.00	1500.00	1500.00	600.00	5277.83	5000.00	4166.00	2500.00
MBA TUITION FEES	P/ MONTH	0.00	2600.00	2500.00	0.00	6369.50	6000.00	3000.00	3000.00
BREAD TANDOORI ST. SIZE	EACH	7.00	8.00	6.00	6.00	10.00	10.00	10.00	10.00
COOKED MUTTON (AV. HOTEL)	PLATE	100.00	100.00	100.00	70.00	120.00	100.00	117.50	140.00
COOKED BEEF (AV. HOTEL)	PLATE	50.00	65.00	70.00	50.00	106.67	80.00	72.50	90.00
COOKED DAL (AV. HOTEL)	PLATE	50.00	50.00	60.00	40.00	60.00	60.00	55.00	47.50
CHICKEN BIRYANI FULL/DOUBLE	PLATE	90.00	150.00	190.00	120.00	133.33	120.00	140.00	120.00
TEA PREPARED (ORDINARY)	CUP	25.00	20.00	22.50	20.00	15.00	15.00	17.50	15.00
HAIRCUT CHARGES FOR MEN	P/CUT	50.00	60.00	90.00	50.00	100.00	90.00	65.00	57.50
BEAUTY PORL HAIR STYL CHARGE	P/STY.	100.00	125.00	300.00	250.00	241.67	225.00	375.00	150.00
SHAVING CHARGES	PER SHV	20.00	35.00	50.00	30.00	58.33	45.00	25.00	37.50
LIPSTICK S.MISS/MEDORA	EACH	110.00	100.00	105.00	90.00	110.00	110.00	100.00	90.00
NAIL POLISH S.MISS/MEDORA	EACH	80.00	75.00	60.00	50.00	100.00	100.00	105.00	90.00
PERFUME MED.SIZE MEDORA/BROACH	EACH	210.00	110.00	180.00	185.00	186.67	190.00	110.00	120.00
HAIR-OIL AMLA/CHAMBELI	BOTTLE	110.00	100.00	110.00	110.00	115.00	115.00	110.00	100.00
TOILET SOAP LUX 95 GRAMS	EACH	40.38	40.38	40.38	40.38	40.38	40.38	40.38	40.38
TOILET SOAP LIFEBOUY 140 GRM	EACH	36.00	36.00	36.00	36.00	36.00	36.00	36.00	36.00
TOILET SOAP SAFEGUARD BATH SIZE	EACH	48.00	48.00	48.00	48.00	46.00	46.00	48.00	48.00
TOOTHPASTE MACKLINES 70 GRM	EACH	50.00	50.00	50.00	50.00	50.00	50.00	50.00	50.00
TOOTHPAST MED SIZE CLGATE 70 GMS	EACH	60.67	56.00	60.67	56.00	60.67	60.67	56.00	56.00
TOOTHBRUSH SHEILD A/PLAQUE	EACH	40.00	40.00	40.00	35.00	45.00	45.00	42.50	32.50
TOOTHPOWDER DENTONIC 90 GRM	EACH	25.00	28.00	25.00	25.00	25.00	25.00	25.00	25.00
HAIR-COLOUR BEGIN (6 GMS)	EACH	96.00	90.00	95.00	90.00	95.00	95.00	90.00	95.00
HAIR COLOUR (KALAKOLA)	BOTTLE	120.00	130.00	120.00	120.00	130.00	120.00	120.00	120.00
FACECREAM PONDS (MEDIUM)	EACH	110.00	120.00	105.00	110.00	110.00	110.00	110.00	120.00
TALC POWDER VICE ROAY,B.CAT	EACH	135.00	130.00	150.00	140.00	120.00	145.00	120.00	120.00
BLADE TREET ORDINARY 10'S	PKT.	30.00	45.00	45.00	35.00	30.83	35.00	30.00	30.00
BLADE 7-O-CLOCK STAIN. 5'S	PKT.	32.00	30.00	35.00	35.00	35.00	30.00	30.00	30.00
SHAMPOO SUNSILK/PAINTIN 100 ML	BOTTLE	110.00	95.00	110.00	110.00	100.00	100.00	100.00	100.00
BEAUTY CREAM (FAIR & LOVELY)	EACH	155.00	155.00	155.00	155.00	85.00	85.00	155.00	85.00
HAIR REMOVING CREAM (EU-CREAM)	TUBE	60.00	65.00	60.00	60.00	60.00	55.00	60.00	55.00
GEL MEDIUM SIZE	BOTTLE	75.00	70.00	70.00	120.00	120.00	120.00	120.00	65.00
DISPOSABLE RAZOR GILLET-II	EACH	35.00	40.00	35.00	35.00	45.00	45.00	35.00	35.00
SHAVING CREAM TOUCH-ME/ADM.	EACH	60.00	55.00	60.00	55.00	60.00	60.00	60.00	55.00
GOLD TEZABI 24 CT	10 GM.	40200.00	39500.00	40975.00	41300.00	42916.00	41667.00	41152.00	41080.00
SILVER TEZABI 24 CT	10 GM.	635.00	740.00	728.00	643.00	708.00	708.00	710.00	720.00
ARTIFICIAL JEWELLARY SET	SET	500.00	600.00	850.00	250.00	950.00	850.00	700.00	500.00
WRIST WATCH GENTS CITIZEN (ORIGINAL) ***	EACH	2600.00	2600.00	3000.00	2500.00	4000.00	4000.00	2000.00	2500.00
WRIST WATCH LADIES CITIZEN (ORIGINAL) ***	EACH	2600.00	2500.00	2500.00	2500.00	4000.00	4000.00	1800.00	2500.00
WALL CLOCK QUARTZ AV.QLTY	EACH	300.00	475.00	425.00	200.00	1350.00	1350.00	525.00	425.00
SUITCASE REXIN (24"x16"x6")	EACH	850.00	1125.00	900.00	900.00	741.67	725.00	1000.00	650.00
TRUNK MEDIUM SIZE ***	EACH	950.00	2000.00	975.00	1150.00	4250.00	3800.00	1100.00	1500.00
PURSE LADIES (LEATHER) AVERAGE QUALITY	EACH	450.00	600.00	850.00	275.00	1025.00	975.00	700.00	650.00

7.11 Intercity Consumer Prices July, 2014

Description	Unit	D.I. Khan	Mingora	Quetta	Turbat	Gawadar	Loralai	Khuzdar	D.M. Jamali
WHEAT	10 KG.	330.00	320.00	385.00	465.00	465.00	345.00	450.00	315.00
WHEAT FLOUR FINE/SUPERIOR.	KG.	39.00	45.00	43.00	56.00	56.00	36.00	50.00	43.00
WHEAT FLOUR AVG. QLTY	KG.	36.00	40.00	41.00	50.00	50.00	35.00	48.00	39.50
WHEAT FLOUR BAG	10 KG.	380.00	375.00	410.00	490.00	515.00	350.00	440.00	450.00
MAIDA	KG.	50.00	50.00	59.00	73.00	80.00	60.00	52.00	47.50
SUJI	KG.	50.00	55.00	60.00	80.00	80.00	60.00	70.00	52.50
BESAN AV. QLTY.	KG.	80.00	80.00	95.00	120.00	120.00	100.00	90.00	90.00
RICE BASMATI SUP. QLTY.	KG.	130.00	127.50	150.00	160.00	160.00	145.00	110.00	125.00
RICE BASMATI 385/386	KG.	107.50	77.50	90.00	90.00	105.00	120.00	65.00	100.00
RICE BASMATI BROKEN AV.QLTY	KG.	65.00	60.00	85.00	67.50	70.00	80.00	60.00	55.00
RICE IRRI-6 (SINDH/PUNJAB)	KG.	65.00	50.00	45.00	55.00	56.00	60.00	55.00	42.50
VERMICELLI	KG.	70.00	80.00	75.00	80.00	70.00	80.00	70.00	70.00
BREAD PLAIN MEDIUM SIZE	EACH	30.00	32.50	37.50	30.00	30.00	35.00	40.00	30.00
RUSK (PAPAY)	KG.	140.00	280.00	135.00	160.00	160.00	160.00	150.00	120.00
BISCUITS-PACKED	PKT	35.00	35.00	35.00	35.00	35.00	35.00	35.00	35.00
BISCUIT-BAKERY (LOOSE)	250 GM	55.00	60.00	55.00	56.00	60.00	55.00	80.00	70.00
CORNFLAKS FAUJI 225 GM.	PKT	165.00	170.00	162.00	153.00	154.00	162.00	153.00	153.00
SAMOSA (VEGATABLE)	EACH	10.00	7.00	12.00	7.00	6.00	15.00	6.00	10.00
PASTRY AV.QLTY.	EACH	25.00	20.00	22.50	20.00	20.00	22.50	15.00	20.00
PATTIES (VEGATABLES)	EACH	20.00	15.00	25.00	20.00	20.00	20.00	15.00	17.00
NIMCO	250 GM	50.00	50.00	45.00	70.00	65.00	75.00	80.00	65.00
CHIPS	250 GM	55.00	60.00	50.00	65.00	80.00	50.00	80.00	65.00
BEEF WITH BONE AV.QLTY.	KG	255.00	265.00	310.00	350.00	360.00	300.00	300.00	260.00
MUTTON AV.QLTY.	KG	550.00	400.00	550.00	650.00	600.00	560.00	500.00	520.00
CHICKEN FARM BROILER (LIVE)	KG	150.00	187.00	190.00	275.00	280.00	240.00	195.00	170.00
FISH-RAHU MEDIUM SIZE	KG	250.00	245.00	320.00	365.00	350.00	330.00	250.00	250.00
MILK FRESH (UNBOILED)	LTR.	60.00	80.00	85.00	110.00	110.00	85.00	70.00	80.00
CURD	KG.	80.00	90.00	100.00	120.00	120.00	90.00	80.00	120.00
MILK TETRA PACK 1/2 LTR.	PKT.	60.00	55.00	50.00	60.00	60.00	50.00	50.00	50.00
LACTOGEN 400 GRAMS	PKT.	425.00	425.00	425.00	425.00	425.00	425.00	395.00	425.00
POWDER MILK NIDO 400GM.	PKT	350.00	330.00	325.00	347.00	345.00	350.00	350.00	325.00
MILK POWDER LOOSE/PACKED	KG.	430.00	625.00	400.00	500.00	482.50	480.00	675.00	475.00
BUTTER LOCAL PACKED	50 GM.	35.00	25.00	24.00	30.00	30.00	25.00	30.00	30.00
EGGS FARM	DOZ	80.00	87.50	95.00	130.00	122.00	120.00	80.00	90.00
MUSTARD OIL AV.QLTY.	KG.	160.00	210.00	190.00	200.00	215.00	200.00	190.00	190.00
COOKING OIL (DALDA)	2.5LTR	540.00	530.00	540.00	520.00	550.00	520.00	550.00	530.00
COOKING OIL (PAKWAN) OTHER BRAND SPECIFY	2.5 LTR	560.00	440.00	515.00	520.00	540.00	500.00	550.00	440.00
VEGETABLE GHEE TIN	2.5KG.	500.00	505.00	510.00	540.00	530.00	510.00	550.00	500.00
VEGETABLE GHEE (LOOSE)	KG.	165.00	162.50	190.00	200.00	185.00	176.25	170.00	170.00
DATES AV.QLTY.	KG.	170.00	182.50	225.00	65.00	100.00	205.00	100.00	200.00
PISTACHIO AV.QLTY.	50 GM.	60.00	110.00	60.00	60.00	65.00	60.00	110.00	55.00
ALMONDS WHOLE AV.QLTY.	KG.	400.00	560.00	445.00	480.00	450.00	400.00	700.00	625.00
COCONUT DRY AV.QLTY.	KG.	300.00	280.00	240.00	200.00	200.00	200.00	400.00	230.00
RAISINS AV.QLTY.	50 GM.	14.50	20.00	22.50	20.00	20.00	18.75	40.00	27.50
GROUNDNUTS (WITH SHELL)	KG.	130.00	132.50	140.00	150.00	145.00	180.00	180.00	240.00
MALTA/MOSAMBI	DOZ	0.00	0.00	0.00	0.00	0.00	0.00	0.00	0.00
KINNU	DOZ	0.00	0.00	0.00	0.00	0.00	0.00	0.00	0.00
APPLE	KG	180.00	135.00	162.50	170.00	130.00	150.00	80.00	200.00
ALOO BUKHARA	KG	125.00	100.00	160.00	100.00	95.00	60.00	100.00	160.00
POMEGRANATE (ANNAR)	KG	0.00	0.00	0.00	0.00	0.00	0.00	0.00	0.00
GRAPES	KG	275.00	200.00	185.00	170.00	150.00	150.00	150.00	180.00
BANANAS	DOZ	100.00	205.00	122.50	65.00	75.00	75.00	100.00	45.00
MANGO KALMI	KG	85.00	100.00	90.00	125.00	115.00	100.00	60.00	75.00
GUAVA	KG	0.00	0.00	0.00	0.00	0.00	0.00	0.00	0.00
WATERMELON (TURBOOZ)	KG	25.00	30.00	25.00	45.00	45.00	30.00	25.00	30.00
MUSKMELON (KHARBOOZA)	KG	20.00	30.00	52.50	40.00	40.00	50.00	50.00	30.00
SWEETMELON (GARMA)	KG	0.00	0.00	0.00	0.00	0.00	0.00	0.00	0.00
PULSE MASOOR (WHOLE)	KG.	110.00	100.00	142.00	115.00	120.00	120.00	100.00	135.00
PULSE MASOOR (WASHED)	KG.	120.00	110.00	136.00	120.00	125.00	125.00	110.00	155.00
PULSE MOONG (WASHED)	KG.	140.00	120.00	140.00	135.00	135.00	160.00	140.00	162.50
PULSE MASH (WASHED)	KG.	130.00	130.00	170.00	150.00	152.50	160.00	140.00	145.00

Contd.

7.11 Intercity Consumer Prices July, 2014

Description	Unit	D.I. Khan	Mingora	Quetta	Turbat	Gawadar	Loralai	Khuzdar	D.M. Jamali
PULSE GRAM	KG.	70.00	70.00	110.00	100.00	100.00	121.25	100.00	85.00
GRAM WHOLE BLACK AV.QLTY.	KG.	48.00	60.00	100.00	120.00	120.00	120.00	150.00	110.00
GRAM WHOLE YELLOW AV.QLTY	KG.	110.00	105.00	145.00	160.00	160.00	120.00	180.00	160.00
BEANS (LAL LOBIA)	KG.	130.00	130.00	130.00	90.00	90.00	120.00	140.00	125.00
POTATOES	KG	52.00	70.00	60.00	90.00	95.00	80.00	70.00	60.00
ONION	KG	40.00	40.00	35.00	40.00	40.00	50.00	25.00	35.00
TURNIP	KG	0.00	0.00	0.00	0.00	0.00	0.00	0.00	0.00
RADISH	KG	0.00	0.00	0.00	0.00	0.00	0.00	0.00	0.00
TOMATOES	KG	42.50	20.00	40.00	65.00	65.00	45.00	30.00	50.00
CABBAGE	KG	0.00	0.00	0.00	0.00	0.00	0.00	0.00	0.00
CAULIFLOWER	KG	0.00	0.00	0.00	0.00	0.00	0.00	0.00	0.00
BRINJAL	KG	30.00	40.00	37.50	55.00	60.00	60.00	30.00	30.00
PUMPKIN	KG	20.00	30.00	57.50	50.00	45.00	100.00	45.00	35.00
BOTTLEGOURD	KG	40.00	40.00	37.50	45.00	50.00	80.00	25.00	35.00
LADY FINGER	KG	50.00	32.50	92.50	100.00	100.00	80.00	42.50	50.00
PEAS	KG	0.00	0.00	0.00	0.00	0.00	0.00	0.00	0.00
SPINACH	KG	0.00	0.00	0.00	0.00	0.00	0.00	0.00	0.00
TINDA	KG	30.00	40.00	77.50	70.00	75.00	15.00	31.00	55.00
TURAI	KG	40.00	40.00	92.50	75.00	75.00	70.00	50.00	55.00
KARAILA	KG	30.00	45.00	87.50	100.00	100.00	50.00	60.00	70.00
ARVI	KG	60.00	70.00	57.50	56.00	70.00	160.00	80.00	60.00
CHILLIES GREEN	KG	130.00	100.00	77.50	195.00	175.00	100.00	65.00	90.00
CARROT	KG	0.00	0.00	0.00	0.00	0.00	0.00	0.00	0.00
CUCUMBER (KHEERA)	KG	30.00	32.50	47.50	75.00	65.00	40.00	45.00	40.00
LEMON	250GM	40.00	40.00	47.50	65.00	60.00	50.00	80.00	40.00
SUGAR REFINED	KG.	56.00	60.00	57.00	70.00	70.00	55.00	52.00	52.00
GUR AV.QLTY	KG.	90.00	80.00	85.00	95.00	90.00	70.00	80.00	62.50
HONEY LANGANESE 500 GM.	BOTTLE	702.50	500.00	740.00	650.00	700.00	610.00	500.00	575.00
MILO 200 GM.	BOTTLE	220.00	200.00	185.00	150.00	150.00	200.00	200.00	220.00
CUSTARD POWDER RAFHAN 300 GM.	PKT	75.00	75.00	70.00	80.00	80.00	80.00	70.00	75.00
TOFFEE (HILAL)	EACH	1.00	1.00	1.00	2.00	2.00	1.00	1.00	2.00
CHOWKELATE CANDY (SMALL SIZE)	EACH	5.00	5.00	5.00	5.00	5.00	5.00	5.00	5.00
SWEETMEAT (MIXED)	KG	242.50	240.00	250.00	350.00	350.00	250.00	300.00	285.00
ICE CREAM WALLS	CUP.	40.00	40.00	40.00	40.00	40.00	40.00	40.00	40.00
ICE	KG	9.00	15.00	15.00	10.00	15.00	15.00	20.00	17.50
JAM AHMED/MITCHELLES	BOTTLE	130.00	120.00	135.00	115.00	115.00	140.00	120.00	125.00
SQUASH-MITCHELLES	BOTTLE	150.00	150.00	135.00	142.50	150.00	150.00	160.00	150.00
ROOH AFZA	BOTTLE	130.00	145.00	145.00	150.00	155.00	140.00	145.00	150.00
JAM-E-SHIREEN	BOTTLE	145.00	145.00	145.00	150.00	150.00	145.00	150.00	150.00
SAUNF	50 GM	12.00	10.00	13.50	12.00	12.00	15.00	30.00	15.00
CINAMON LOOSE AV. QLTY	50 GM.	20.00	15.00	22.50	30.00	40.00	25.00	30.00	22.50
CUMINSEED WHITE NATIONAL	50 GM.	52.00	50.00	50.00	50.00	50.00	50.00	50.00	54.00
PEPPER BLACK NATIONAL	50 GM.	96.00	75.00	96.00	75.00	80.00	96.00	80.00	96.00
CLOVES LOOSE AV.QLTY	50 GM.	60.00	85.00	86.00	50.00	50.00	100.00	80.00	120.00
CARDAMOM LARGE LOOSE AV.QLTY	50 GM.	90.00	85.00	145.00	60.00	70.00	150.00	170.00	105.00
CARDAMOM SMALL AV.QLTY	50 GM.	75.00	85.00	180.00	150.00	150.00	145.00	180.00	95.00
SALT-POWDERED (LAHORI) LOOSE	KG.	5.00	15.00	10.00	10.00	10.00	12.00	10.00	10.00
SALT POWDERED (NATIONAL/SHAN)	PKT	25.00	20.00	25.00	20.00	20.00	25.00	25.00	25.00
CHILLIES POWD.NATIONAL 200GM	PKT	105.00	105.00	105.00	105.00	105.00	105.00	105.00	105.00
CHILLIES POWDER LOOS	KG.	240.00	230.00	290.00	350.00	350.00	360.00	200.00	255.00
CORRIANDER SEED POWD.NATIONAL	PKT	88.00	77.00	80.00	80.00	80.00	78.00	78.00	87.00
CORRIANDER SEED (LOOSE)	KG.	200.00	240.00	280.00	150.00	245.00	240.00	300.00	245.00
TURMERIC POWD.NATIONAL 50GM	PKT.	35.00	35.00	35.00	35.00	35.00	35.00	35.00	35.00
CURRY POWD. NATIONAL 200 GM	PKT.	86.00	86.00	87.00	86.00	86.00	86.00	86.00	86.00
TOMATO KETCHUP AHMED/MITCHL	BOTTLE	100.00	105.00	80.00	75.00	75.00	90.00	90.00	95.00
PICKLES AHMED/MITCHELLES	BOTTLE	95.00	102.50	90.00	100.00	100.00	100.00	110.00	92.50
VINEGAR SYNTHETIC (SIRKA)	BOTTLE	47.50	85.00	75.00	50.00	60.00	80.00	50.00	75.00
GARLIC	KG	130.00	90.00	160.00	160.00	175.00	90.00	152.50	100.00
GINGER	KG	120.00	400.00	167.50	185.00	200.00	200.00	180.00	200.00
TAPAL DANEDAR TEA 200GM PACKET	PKT	131.58	131.58	113.68	131.58	131.58	131.58	131.58	131.58
TEA LIPTON YELLOW LABEL 200GM.	PKT.	147.37	147.37	124.21	147.37	147.37	147.37	124.21	124.21

Contd.

7.11 Intercity Consumer Prices July, 2014

Description	Unit	D.I. Khan	Mingora	Quetta	Turbat	Gawadar	Loralai	Khuzdar	D.M. Jamali
TEA LOOSE KENYA AV.QLTY 250GM.	PKT.	115.00	127.50	112.50	160.00	170.00	120.00	140.00	160.00
COFFEE-NESCAFE 75 GM. **	BOTTLE	320.00	330.00	300.00	290.00	300.00	300.00	270.00	275.00
COLD DRINK (STANDARD SIZ)	BOTTLE	25.00	20.00	20.00	25.00	25.00	25.00	20.00	25.00
FRUIT JUICE TETRA PACK	PKT.	20.00	15.00	15.00	20.00	20.00	16.50	20.00	15.00
MINERAL WATER NESTLE 1.5 LTR	BOTTLE	42.50	45.00	45.00	45.00	50.00	45.00	45.00	50.00
CIGARETTES K-2 10'S **	PKT	50.00	50.00	50.00	36.00	36.00	45.00	45.00	45.00
CIGARETTES CAPSTAN 10'S **	PKT	50.00	50.00	50.00	62.50	60.00	50.00	50.00	50.00
CIGARETTES GOLD LEAF 20'S	PKT	100.00	100.00	100.00	105.00	105.00	100.00	100.00	102.50
CIGARETTES MORVEN GOLD 20'S	PKT	50.00	50.00	50.00	60.00	60.00	50.00	50.00	50.00
BETEL LEAVES	50GM.	50.00	60.00	40.00	40.00	40.00	35.00	50.00	55.00
BETEL NUTS	KG.	280.00	400.00	235.00	240.00	240.00	240.00	400.00	200.00
LONG CLOTH 57" GUL AHMED/AL-KARAM	METER	220.00	185.00	170.00	180.00	180.00	171.25	200.00	225.00
SHIRTING AV.QLTY.	METER	150.00	175.00	150.00	145.00	150.00	145.00	160.00	155.00
PANT CLOTH W & WEAR AV.QLTY	METER	265.00	650.00	300.00	270.00	300.00	370.00	180.00	200.00
LAWN PRINTED GUL AHMED/AL-KARAM	METER	260.00	181.25	180.00	150.00	150.00	190.00	180.00	205.00
GEORGETTE AV.QLTY	METER	90.00	110.00	105.00	80.00	80.00	145.00	95.00	70.00
LINEN AV.QLTY ***	METER	80.00	132.50	85.00	70.00	75.00	130.00	140.00	100.00
HEAVY WT SUITING LAWERNCPUR AVG QLTY	METER	750.00	1537.50	1100.00	1100.00	1100.00	1000.00	1100.00	900.00
HEAVY WT SUITING LAWERNCPUR SUP QLTY	METER	1200.00	1625.00	1300.00	1300.00	1300.00	1500.00	1300.00	1300.00
TROPICAL SUITING LAW.PUR	METER	750.00	1250.00	950.00	950.00	950.00	1000.00	950.00	950.00
PANT BOY 24"/26" LENGTH.	EACH	450.00	375.00	375.00	300.00	360.00	500.00	800.00	325.00
SHIRT BOY 24"/26" LENGTH	EACH	240.00	325.00	275.00	300.00	330.00	300.00	800.00	325.00
SCHOOL UNI. PANT,SHIRT BOYS	SUIT	475.00	625.00	475.00	750.00	700.00	550.00	800.00	485.00
SCHOOL UNI. KAMEEZ,SHAL.BOYS	SUIT	450.00	490.00	450.00	700.00	680.00	500.00	450.00	325.00
SCHOOL UNI. KAMEEZ,SHAL.GIRL	SUIT	500.00	600.00	475.00	750.00	800.00	495.00	700.00	450.00
FROCK W/WEAR GIRLS	EACH	650.00	550.00	450.00	200.00	225.00	500.00	700.00	350.00
AWAMI-SUIT W & W(BOY) 24"/26	SUIT	600.00	615.00	475.00	850.00	800.00	500.00	500.00	550.00
AWAMI-SUIT W&W (GENTS)AV.QLTY	SUIT	925.00	1225.00	675.00	850.00	850.00	700.00	700.00	1100.00
PULLOVER GENTS OXFORD/BON.	EACH	2400.00	2950.00	3250.00	2000.00	2000.00	2800.00	2000.00	1400.00
PULLOVER LADIES OXFORD/BON.	EACH	2400.00	2837.50	3350.00	2150.00	2175.00	3000.00	2750.00	1450.00
PULLOVER (GENTS) OTHERS A.QTY	EACH	825.00	1862.50	725.00	500.00	500.00	1100.00	675.00	1300.00
SECOND-HAND COAT FOR MEN	EACH	200.00	662.50	300.00	250.00	250.00	343.75	280.00	225.00
SECONDHAND SWEETER FOR MEN DUP QLTY	EACH	150.00	450.00	350.00	200.00	200.00	350.00	220.00	150.00
SECONDHAND WINTER JACKET	EACH	200.00	937.50	325.00	275.00	275.00	275.00	210.00	275.00
UNDERWEAR AV.QLTY MEDIUM SIZE	EACH	70.00	130.00	65.00	85.00	85.00	70.00	165.00	65.00
VEST FOR MEN AV.QLTY.	EACH	70.00	88.75	75.00	115.00	105.00	86.25	145.00	130.00
VEST/SHAMEEZ (WOMEN) AVG. QLTY	EACH	110.00	65.00	105.00	160.00	170.00	105.00	275.00	100.00
SOCKS NYLON (PAKISTANI)	PAIR	50.00	53.75	67.50	120.00	120.00	75.00	70.00	55.00
BRASSIER AV.QLTY.	EACH	85.00	105.00	100.00	120.00	120.00	107.50	200.00	130.00
BRASSIER SUP QLTY	EACH	110.00	147.50	250.00	190.00	200.00	300.00	250.00	212.50
DOPATTA GEORGETTE AV.QLTY.	EACH	250.00	350.00	210.00	280.00	300.00	210.00	250.00	190.00
DOPATTA COTTON AV GLTY	EACH	230.00	250.00	125.00	150.00	195.00	112.50	225.00	140.00
CHADDAR (W/WEAR) (2x2.5 MTR)	EACH	337.50	750.00	230.00	280.00	300.00	290.00	300.00	525.00
LUNGI/DHOTI(COTTON) AVG. QLTY	EACH	230.00	210.00	240.00	210.00	250.00	450.00	275.00	200.00
HANDKERCHIEF AVG. QLTY PAK	EACH	30.00	25.00	30.00	45.00	45.00	32.50	50.00	45.00
HANDKERCHIEF SUP. QLTY PAK	EACH	40.00	35.00	50.00	60.00	65.00	45.00	60.00	65.00
GLOVES AV QLTY	PAIR	60.00	55.00	55.00	80.00	85.00	60.00	175.00	45.00
AZARBAND COTTON AVG. QLTY	EACH	11.00	10.00	12.50	20.00	20.00	13.50	15.00	30.00
SEWING THREAD/REEL(ASLI PARI)	EACH	5.00	5.00	4.00	7.00	7.00	7.00	5.00	5.50
WASHING CHARGES PAINT & SHIRT	SUIT	80.00	100.00	65.00	35.00	50.00	75.00	170.00	55.00
DRY CLEANING SUIT COAT PANT	SUIT	180.00	450.00	150.00	180.00	200.00	150.00	175.00	155.00
WASHING CH. (KAMIZ-SHALWAR)	PAIR	35.00	60.00	40.00	40.00	40.00	45.00	55.00	55.00
TAILORING SHIRT	EACH	265.00	450.00	265.00	250.00	250.00	300.00	250.00	225.00
TAILORING CHARGES PANT (MEN)	EACH	550.00	925.00	425.00	375.00	375.00	400.00	375.00	450.00
TAILORING COAT-PANT SUIT	SUIT	2500.00	4400.00	3250.00	3250.00	3250.00	3500.00	3250.00	3500.00
TAILORING AWAMI-SUIT (MALE)	SUIT	425.00	550.00	475.00	500.00	500.00	500.00	375.00	425.00
TAILORING SUIT FEMALE	SUIT	375.00	550.00	475.00	400.00	400.00	500.00	375.00	275.00
GENTS SHOES PAUL BATA	PAIR	1199.00	1199.00	1199.00	1199.00	1199.00	1199.00	1199.00	1199.00
GENTS SANDAL BATA	PAIR	699.00	699.00	699.00	699.00	699.00	699.00	699.00	699.00
GENTS SPOUNG CHAPPAL BATA	PAIR	179.00	179.00	179.00	179.00	179.00	179.00	179.00	179.00
LADIES SANDAL BATA	PAIR	499.00	499.00	499.00	499.00	499.00	499.00	499.00	499.00

Contd.

7.11 Intercity Consumer Prices July, 2014

Description	Unit	D.I. Khan	Mingora	Quetta	Turbat	Gawadar	Loralai	Khuzdar	D.M. Jamali
LADIES SPOUNG CHAPPAL BATA	PAIR	179.00	179.00	179.00	179.00	179.00	179.00	179.00	179.00
CHILD SHOE POWER LITE BATA	PAIR	599.00	599.00	599.00	599.00	599.00	599.00	599.00	599.00
GENTS SHOE, ART 1109 SERVICE	PAIR	999.00	999.00	999.00	999.00	999.00	999.00	999.00	999.00
NYLON JOGGER 27 SIZE 2-5 ***	PAIR	1299.00	1299.00	1299.00	1299.00	1299.00	1299.00	1299.00	1299.00
CHINA FOOT WEAR AV. QLTY (MALE) *	PAIR	750.00	1325.00	475.00	700.00	650.00	500.00	200.00	550.00
CHINA FOOT WEAR AV. QLTY (FEMALE) *	PAIR	475.00	500.00	300.00	500.00	575.00	350.00	200.00	425.00
CHINA FOOT WEAR AV. QLTY (CHILDREN) *	PAIR	325.00	475.00	285.00	450.00	500.00	300.00	190.00	275.00
SHOE REPAIR HALF SOLE	PAIR	95.00	156.25	90.00	90.00	95.00	55.00	80.00	85.00
SHOES POLISH CHARGES AVERAGE SHOP	PAIR	10.00	20.00	20.00	30.00	30.00	17.50	20.00	12.50
HOUSE RENT (combined)	MONTH	4428.00	3255.00	9370.00	3569.00	5429.00	3645.00	1997.00	3271.00
rent 2	pm	4428.00	3255.00	9370.00	3569.00	5429.00	3645.00	1997.00	3271.00
RENT3	PM	4428.00	3255.00	9370.00	3569.00	5429.00	3645.00	1997.00	3271.00
RENT4	PM	4428.00	3255.00	9370.00	3569.00	5429.00	3645.00	1997.00	3271.00
RENT5	PM	4428.00	3255.00	9370.00	3569.00	5429.00	3645.00	1997.00	3271.00
RENT6	PM	4428.00	3255.00	9370.00	3569.00	5429.00	3645.00	1997.00	3271.00
SYNTHETIC ENEMAL ROBIALAC BALTI 3.64 LTR.	EACH	1735.00	1887.50	1615.00	1600.00	1550.00	1550.00	1800.00	1700.00
SYNTHETIC ENEMAL ICI BALTI 3.64 LTR.	EACH	1855.00	1887.50	1875.00	1700.00	1700.00	1650.00	1800.00	1450.00
CEMENT (LOCAL) SPECIFY BRAND NAME	BAG	500.00	507.50	560.00	545.00	560.00	470.00	550.00	530.00
BRICKS (NEW) IST CLASS	P/1000	6200.00	9375.00	6250.00	0.00	0.00	6500.00	5000.00	6500.00
CEMENT BLOCKS (6"x8"x12")	P/100	0.00	3025.00	0.00	1900.00	2000.00	0.00	1700.00	0.00
BAJREE	100CFT	3000.00	2450.00	4250.00	3400.00	3900.00	2775.00	5000.00	2400.00
SAND (BLACK PIT SAND)	K100CFT	1500.00	2550.00	3250.00	2500.00	3000.00	2300.00	0.00	2200.00
TIMBER SHESHAM LOG IST QUALITY	cubmt.	32400.00	0.00	43200.00	0.00	0.00	0.00	0.00	0.00
IRON BAR (M.S. BAR) 1/2"	P/TON	74500.00	81000.00	80000.00	76000.00	76000.00	74500.00	87000.00	73000.00
CARPANTER WAGE RATE	P/DAY	850.00	950.00	900.00	1000.00	1000.00	1000.00	1000.00	550.00
MASON (RAJ) WAGE RATE	P/DAY	950.00	1000.00	1100.00	1200.00	1400.00	900.00	950.00	700.00
UNSKILLED LABOUR WAGE RATE	P/DAY	400.00	475.00	550.00	600.00	650.00	550.00	350.00	375.00
PLUMBER WAGE RSTE	P/DAY	800.00	900.00	800.00	1000.00	1000.00	1100.00	1000.00	650.00
ELECTICIAN WAGE RATE PER DAY **	P/DAY	800.00	875.00	750.00	1000.00	1050.00	700.00	0.00	550.00
ELECTICIAN WAGE RATE PER POINT **	P/PNT	70.00	155.00	150.00	100.00	100.00	175.00	100.00	125.00
WATER CHARGES PER HOUSE	P/MONTH	100.00	130.00	125.00	150.00	250.00	0.00	190.00	300.00
ELECT.CHARGES UPTO 50 UNITS	P/UNIT	2.00	2.00	2.00	2.00	2.00	2.00	2.00	2.00
ELECT.CHARGES 01 - 100 UNIT	P/UNIT	5.79	5.79	5.79	5.79	5.79	5.79	5.79	5.79
ELECT.CHARGES 101 - 300 UNIT	P/UNIT	9.70	9.70	9.70	9.70	9.70	9.70	9.70	9.70
ELECT.CHARGES 301 - 1000 UNIT	P/UNIT	15.27	15.27	15.27	15.27	15.27	15.27	15.27	15.27
ELECT.CHARGES ABOVE 1000 UNIT	P/UNIT	17.41	17.41	17.41	17.41	17.41	17.41	17.41	17.41
ELEC	PM	10.03	10.03	10.03	10.03	10.03	10.03	10.03	10.03
GAS CHRg upto 3.3719 MMBTU	MMBTU	0.00	124.18	124.18	0.00	0.00	0.00	0.00	124.18
GAS CHRg 3.3719 - 6.7438 MMBTU	MMBTU	0.00	248.37	248.37	0.00	0.00	0.00	0.00	248.37
GAS CHRg 6.7438 - 10.1157 MMBTU	MMBTU	0.00	248.37	248.37	0.00	0.00	0.00	0.00	248.37
GAS CHRg10.1157 - 13.4876 MMBTU	MMBTU	0.00	620.91	620.91	0.00	0.00	0.00	0.00	620.91
GAS	PM	0.00	620.91	620.91	0.00	0.00	0.00	0.00	620.91
GAS	PM	0.00	372.55	372.55	0.00	0.00	0.00	0.00	372.55
KEROSENE OIL	LTR	112.00	119.50	108.00	115.00	120.00	130.00	120.00	117.50
FIREWOOD WHOLE	40 KG.	350.00	475.00	575.00	360.00	400.00	400.00	400.00	350.00
CHAIR SHESHAM WOOD WITH ARMS **	EACH	2250.00	1450.00	1150.00	1800.00	2000.00	1350.00	1300.00	1550.00
CHAIR PLASTIC (CHAIRMAN) AVERAGE QUALITY	EACH	800.00	500.00	550.00	700.00	700.00	587.50	1100.00	750.00
TABLE SHESHAM WOOD (4X2X5") ***	EACH	4100.00	5000.00	5500.00	3500.00	3500.00	4500.00	4500.00	5625.00
SOFASET WOODEN WITH FOAM SEAT **	SET	17200.00	16750.00	28000.00	9000.00	8500.00	10000.00	12000.00	12000.00
COT IRON (WITH NIWAR)AV.QLTY.	EACH	2100.00	1712.50	2600.00	2350.00	2400.00	2550.00	2000.00	2500.00
ALMIRAH (STEEL) 6'X3' 20 GUAGE	EACH	9200.00	8750.00	9000.00	10000.00	10000.00	6750.00	11000.00	13000.00
DINNING TABLE 6 CHAIRS A.QLTY	SET	14600.00	18625.00	13000.00	22000.00	20000.00	11000.00	10500.00	15500.00
SINGLE BED WITHOUT FOAM MED.	EACH	5600.00	4375.00	6500.00	3600.00	3600.00	4500.00	8000.00	5750.00
MATRESS SINGLE(4"THICK)	EACH	3350.00	3800.00	3750.00	3000.00	2950.00	3900.00	4000.00	5000.00
FARSHI DARI 12'X9' AV.QLTY	EACH	1000.00	1450.00	1000.00	500.00	500.00	1000.00	2500.00	1200.00
DARI COTTON (6'x2 1/2') AV.QL	EACH	350.00	1175.00	475.00	383.33	300.00	500.00	1375.00	425.00
CARPET PLAIN AV. QLTY	SQFT.	35.00	45.00	61.25	48.67	50.00	35.00	35.00	45.00
QUILT (LIHAF) 3 KG. COTTON	EACH	600.00	650.00	700.00	550.00	500.00	625.00	800.00	575.00
BLANKET (90" x 54")	EACH	2900.00	4650.00	2000.00	2450.00	2500.00	2000.00	2600.00	3100.00
BEDSHEET SINGLE BED SUP.QLTY	EACH	500.00	650.00	575.00	350.00	350.00	500.00	900.00	550.00
BED SHEET DOUBLE WITH TWO PILLOW COVERS SUP QLTY	SET	1075.00	1250.00	575.00	430.00	435.00	550.00	1000.00	800.00

Contd.

7.11 Intercity Consumer Prices July, 2014

Description	Unit	D.I. Khan	Mingora	Quetta	Turbat	Gawadar	Loralai	Khuzdar	D.M. Jamali
TOWEL(3'x2') AV. QALTY	EACH	275.00	250.00	150.00	200.00	200.00	206.25	300.00	120.00
CEILING FAN 48" SUPER QLTY **	EACH	3250.00	2325.00	2650.00	3700.00	3600.00	2500.00	3000.00	3150.00
PEDESTAL FAN 22" SUPER QLTY	EACH	4730.00	3550.00	3600.00	3500.00	3500.00	3500.00	3400.00	4100.00
REFG. DAWLENCE 10 CFT. D.DOOR	EACH	33500.00	26500.00	26000.00	34000.00	33500.00	26300.00	38000.00	32000.00
D-FREEZER WAVES 8 CFT.	EACH	29000.00	30000.00	25000.00	32000.00	33000.00	25000.00	34000.00	25500.00
AIRCONDITIONER 1.5 TON PEL	EACH	44000.00	44000.00	39500.00	43500.00	43300.00	40000.00	46000.00	44500.00
SPLIT AIR CONDITIONER 1.5 TON (SPECIFY BRAND NAME)	EACH	43000.00	44000.00	40000.00	45000.00	45500.00	43500.00	40000.00	46000.00
AIRCOOLER SUPER ASIA	EACH	14900.00	9750.00	11500.00	9500.00	9500.00	11500.00	10500.00	10000.00
WASHING MACHINE SINGER	EACH	14700.00	14700.00	15200.00	14700.00	14700.00	15000.00	14700.00	14700.00
SEWING MACHINE(SINGER)	EACH	5210.00	5700.00	5210.00	5210.00	5250.00	5400.00	5210.00	5210.00
GIZER LARGE SIZE 30 GALLON CAPACITY SUP QLTY	EACH	15800.00	14750.00	12500.00	10000.00	10000.00	12000.00	17000.00	14750.00
GAS BURNER DOUBLE SPFY.BRAND	EACH	1800.00	1500.00	1250.00	1200.00	1200.00	1700.00	2000.00	1300.00
ELECT. IRON PHILIPS MDL.1120	EACH	1000.00	1500.00	1150.00	1100.00	1200.00	1200.00	1200.00	1450.00
ELECTRIC JUICER FOR APPLE	EACH	3625.00	3375.00	3800.00	3600.00	3600.00	4000.00	2500.00	4000.00
S.STEEL DEGHCHI MEDIUM SIZE ***	EACH	500.00	575.00	500.00	600.00	600.00	500.00	600.00	575.00
ALUMINIUM COOKING PAN (DEGCHI) MED SIZE	EACH	425.00	725.00	425.00	540.00	500.00	400.00	600.00	500.00
NON STICK COOKING PAN (DEGCHI) SUP. QLTY	EACH	525.00	675.00	350.00	600.00	600.00	345.00	400.00	550.00
FRYING PAN STEEL AVG. QLTY MED. SIZE	EACH	352.50	275.00	260.00	200.00	200.00	265.00	400.00	300.00
TAWA IORN (MEDIUM SIZE) AVG. QLTY	EACH	355.00	325.00	200.00	245.00	250.00	200.00	400.00	300.00
S.STEEL PLATE A.QLTY.(M.SIZE)	EACH	55.00	65.00	85.00	80.00	80.00	85.00	120.00	65.00
TABLE SPOON S.STEEL SUP.QLTY.	DOZEN	265.00	550.00	325.00	220.00	250.00	325.00	300.00	420.00
WATER SET JUG+6 GLASSES (OMROC)	SET	500.00	437.50	340.00	370.00	400.00	800.00	900.00	400.00
TEA SET PAK. CHINAWARE 21 PCS.	SET	1550.00	2125.00	1100.00	900.00	900.00	2500.00	1200.00	1950.00
DINNER SET PLASTIC 72 PIECES SUPERIOR QLTY	SET	3250.00	3625.00	4750.00	2200.00	2050.00	4250.00	1975.00	4450.00
HOTPOT SET PLASTIC 3 PCS.	SET	1025.00	1775.00	1050.00	800.00	800.00	1150.00	1300.00	1900.00
BUCKET(BALTI) PLASTIC MED.SIZ	EACH	290.00	275.00	285.00	370.00	365.00	272.50	300.00	275.00
LOTA PLASTIC (MED SIZE) AVERAGE QUALITY	EACH	35.00	55.00	32.50	60.00	60.00	35.00	50.00	60.00
PRESURE COOKER 4 LTR.	EACH	1100.00	1125.00	1100.00	850.00	900.00	1400.00	1300.00	1225.00
WATER COOLER 9/10 LTR.PLASTIC ***	EACH	600.00	500.00	500.00	435.00	400.00	550.00	600.00	850.00
THERMOS STARVAC 1 LTR	EACH	500.00	650.00	375.00	490.00	510.00	425.00	500.00	350.00
BULB PHILIPS 100-WATTS	EACH	25.00	25.00	30.00	30.00	30.00	30.00	30.00	25.00
TUBE LIGHT PHILIPS 40 WATTS	EACH	95.00	120.00	100.00	130.00	130.00	110.00	100.00	95.00
ELECTRIC BLUBS "0" WATTE LOCAL	EACH	20.00	25.00	20.00	20.00	20.00	20.00	20.00	25.00
ELECTRIC BLUB ENERGY SAVER 14 WATTS	EACH	150.00	175.00	180.00	140.00	130.00	140.00	150.00	180.00
WASHING SOAP 250 GMS SPECIFY BRAND NAME	EACH	30.00	33.75	30.00	24.00	25.00	29.50	30.00	25.00
SURF EXCEL 400 GMS POLY BAG	EACH	125.00	125.00	125.00	125.00	125.00	125.00	125.00	125.00
WASHING POWDER 1000 GRM	EACH	185.00	175.00	175.00	185.00	185.00	175.00	175.00	180.00
WASHING POWDER (WHEEL/ BONUS) 100 GRAMS	EACH	92.50	85.00	85.00	95.00	95.00	90.00	85.00	90.00
CLEANSER POWDER VIM 1000 GM	PKT.	72.22	66.67	72.22	72.22	72.22	66.67	66.67	66.67
FINIS 500 ML	BOTTLE	110.00	110.00	187.50	170.00	180.00	125.00	170.00	165.00
PHNYLE TYPHONE/FINIS/CARRANITE 3 LITRES	BOTTLE	130.00	120.00	120.00	125.00	120.00	130.00	150.00	115.00
HARPIC	BOTTLE	130.00	125.00	130.00	130.00	125.00	130.00	125.00	130.00
BOOT POLISH CHERRY/KIWI 50ML	EACH	100.00	80.00	100.00	80.00	80.00	80.00	80.00	100.00
ROBIN BLUE (35 GRAMS)	PKT.	28.00	30.00	35.00	25.00	30.00	35.00	25.00	25.00
TISSU PAPER PERFUMED 100 PCS.	PKT	90.00	90.00	100.00	100.00	95.00	118.75	105.00	90.00
TOILET PAPER ROLL (R.PETEL)	P/ROLL	35.00	27.50	35.00	35.00	40.00	37.50	40.00	35.00
BOOT POLISH LIQUID CHEERY BLOSSOM KIWI 75 ML	BOTTLE	135.00	120.00	120.00	120.00	120.00	120.00	120.00	140.00
MATCH BOX SMALL	EACH	1.00	1.00	1.00	2.00	2.00	2.00	1.50	1.50
DRY CELL 1.5 VOLT(LOCAL)	EACH	20.00	20.00	15.00	15.00	15.00	25.00	22.00	20.00
HAND STITCHING NEEDLE M.SIZE	PACKET	6.00	5.00	5.00	8.00	8.00	6.00	10.00	5.00
SEWING MACHINE NEEDLE (SINGER)	EACH	5.00	5.00	5.00	6.00	6.00	5.00	6.00	5.00
HOUSEHOLD SERVANT FEMALE P/T	P/MNTH	2750.00	2750.00	1350.00	4000.00	4000.00	1500.00	3000.00	900.00
MARRIAGE HALL WITH FURNITURE	P/HEAD	80.00	60.00	80.00	50.00	50.00	50.00	50.00	50.00
SEPTRAN TABLETS	10TAB.	15.00	15.00	15.00	15.00	15.00	15.00	15.00	15.00
BRUFEN TABS 200-MG.	10TAB.	10.00	10.00	10.00	10.00	10.00	10.00	10.00	10.00
PANADOL TAB. EXTRA/PLAIN	10TAB.	10.00	10.00	10.00	10.00	10.00	10.00	10.00	10.00
DISPRIN TAB.	10TAB.	10.00	10.00	10.00	10.00	10.00	10.00	10.00	10.00
TRISIL TAB.	10 TAB	10.00	10.00	10.00	10.00	10.00	10.00	10.00	10.00
FLAGYL TAB. 200 MG.	10TAB.	10.00	10.00	10.00	10.00	10.00	10.00	10.00	10.00
VENTOLIN TAB. 2MG.	10TAB.	9.00	9.00	9.00	9.00	9.00	9.00	9.00	9.00
DAONIL TAB. 5 MG.	10TAB.	17.00	17.00	17.00	17.00	17.00	17.00	17.00	17.00

Contd.

7.11 Intercity Consumer Prices July, 2014

Description	Unit	D.I. Khan	Mingora	Quetta	Turbat	Gawadar	Loralai	Khuzdar	D.M. Jamali
ENTOX TAB.	10TAB.	10.00	10.00	10.00	10.00	10.00	10.00	10.00	10.00
RENITEC TAB. 5 MG.	10TAB.	59.00	59.00	59.00	59.00	59.00	59.00	59.00	59.00
CAC. 1000 TAB	BOTTLE	122.00	122.00	122.00	122.00	122.00	122.00	122.00	122.00
AMOXIL CAPSOLE 250 MG.S	10CAP.	36.00	36.00	36.00	36.00	36.00	36.00	36.00	36.00
CALCIUM SYRUP SANDOZ	BOTTLE	64.00	64.00	64.00	64.00	64.00	64.00	64.00	64.00
LEDERPLEX SYRUP	BOTTLE	35.00	35.00	35.00	35.00	35.00	35.00	35.00	35.00
SANCOS SYRUP (50 ML.)	BOTTLE	30.00	30.00	30.00	30.00	30.00	30.00	30.00	30.00
PHENERGAN SYRUP 120 ML.	BOTTLE	33.00	33.00	33.00	33.00	33.00	33.00	33.00	33.00
CALPOL SYRUP 60 ML.	BOTTLE	28.00	28.00	28.00	28.00	28.00	28.00	28.00	28.00
HYDRYLIN SYRUP 120 ML.	BOTTLE	59.00	59.00	59.00	59.00	59.00	59.00	59.00	59.00
POLYFAX EYE OINTMENT	TUBE	21.00	21.00	21.00	21.00	21.00	21.00	21.00	21.00
BETNESOL EYE DROPS	BOTTLE	33.89	33.89	33.89	33.89	33.89	33.89	33.89	33.89
EAR DROPS (CARDISPORINE) ***	BOTTLE	21.00	21.00	21.00	21.00	21.00	21.00	21.00	21.00
BETNOVATE-N OINTMENT 5 GMS	TUBE	16.00	16.00	16.00	16.00	16.00	16.00	16.00	16.00
BURNOL CREAM 30 GRM	TUBE	16.00	16.00	16.00	16.00	16.00	16.00	16.00	16.00
VICKS VAPORUB/BALM	BOTTLE	36.00	36.00	36.00	36.00	36.00	36.00	36.00	36.00
GLYCRINE SMALL BOTTLE	BOTTLE	15.00	25.00	45.00	20.00	20.00	30.00	25.00	15.00
JOUHAR JOSHANDA	PKT.	7.00	6.00	6.00	6.00	6.00	6.00	6.00	6.00
GALXOS-D (450 GRMS)	PKT.	151.88	151.88	151.88	151.88	151.88	151.88	157.50	157.50
GRIPE-WATER WOODWARDS	BOTTLE	50.00	50.00	50.00	50.00	50.00	50.00	50.00	50.00
SANIPLAST ONE PUTTY	EACH	2.00	1.50	1.50	3.00	3.00	2.00	2.00	1.45
O.R.S. (NIMCOL)	PKT.	15.00	15.00	15.00	15.00	15.00	15.00	15.00	15.00
DETTOL (MEDIUM)	BOTTLE	46.80	46.80	46.80	46.80	46.80	46.80	46.80	46.80
COTTON BANDAGE 2" - 4"	EACH	5.50	6.00	10.00	15.00	15.00	13.00	12.00	10.00
THERMOMETER CHINA	EACH	45.00	35.00	35.00	50.00	50.00	35.00	50.00	40.00
DOCTOR (MBBS) CLINIC FEE	P/PAT.	200.00	200.00	200.00	300.00	300.00	200.00	200.00	90.00
URINE TEST (DR) CHARGES	P/TEST	120.00	70.00	80.00	250.00	300.00	100.00	100.00	85.00
BLOOD TEST (CP) CHARGES	P/TEST	130.00	250.00	200.00	350.00	350.00	200.00	125.00	225.00
SUGAR TEST (RANDOM/FASTING BOTH) CHARGES	P/TEST	140.00	90.00	175.00	300.00	300.00	150.00	150.00	200.00
ECG CHARGES	P/TEST	250.00	150.00	175.00	400.00	400.00	200.00	300.00	150.00
X-RAY (CHEST) CHARGES	P/X-RAY	225.00	150.00	300.00	350.00	350.00	250.00	230.00	350.00
CAR SUZUKI 800 CC (W/O. A/C)	EACH	642000.00	0.00	595000.00	0.00	0.00	0.00	0.00	0.00
CAR SUZUKI 1000 CC	EACH	1052000.00	0.00	1044000.00	0.00	0.00	0.00	0.00	0.00
CAR TOYOTA 1300 CC	EACH	1700500.00	0.00	1568000.00	0.00	0.00	0.00	0.00	0.00
CAR HONDA CIVIC	EACH	0.00	0.00	2035000.00	0.00	0.00	0.00	0.00	0.00
MOTORCYCLE HONDA CD-70.	EACH	70000.00	68000.00	69500.00	70000.00	68000.00	70000.00	0.00	69750.00
MOTORCYCLE YAMAHA 100CC.	EACH	79300.00	0.00	80600.00	81000.00	79300.00	81000.00	0.00	0.00
MOTOR CYCLE HERO 70 CC	EACH	44500.00	45000.00	45000.00	50000.00	0.00	50000.00	0.00	0.00
BICYCLE WITH TYRES & TUBES	EACH	6825.00	6300.00	7062.50	6000.00	5200.00	7000.00	0.00	7000.00
TYRE CAR WITH TUBE GENERAL	EACH	3500.00	3025.00	3250.00	4000.00	4000.00	3300.00	3000.00	3300.00
TYRE MOTOR CYCLE WITHOUT TUBE	EACH	1050.00	1237.50	1050.00	1300.00	1400.00	1100.00	1250.00	1100.00
TYRE CYCLE SPECIFY BRAND NAME	EACH	325.00	475.00	350.00	300.00	300.00	350.00	450.00	475.00
TYRE CAR W/O TUBE	EACH	3600.00	2912.50	3200.00	3500.00	3500.00	2500.00	6000.00	2800.00
PETROL SUPER	LITRE	107.97	107.97	107.97	107.97	107.97	107.97	107.97	107.97
HIGH SPEED DIESEL HSD	LITRE	109.34	109.34	109.34	109.34	109.34	109.34	109.34	109.34
CNG	K.G.	0.00	76.35	76.35	0.00	0.00	0.00	0.00	76.35
GAS CYLINDER STAND. SIZE	EACH	1350.00	1265.00	1500.00	1100.00	1100.00	1612.50	1300.00	1700.00
MOTOR CYCLE SERVICE CHARGES	EACH	275.00	250.00	275.00	200.00	200.00	200.00	300.00	200.00
CAR SERVICE CHARGES	EACH	400.00	282.50	450.00	300.00	400.00	375.00	400.00	300.00
TYRE PUNCTURE CHARGES	EACH	50.00	55.00	45.00	80.00	85.00	50.00	75.00	65.00
CYCLE OVERHAULING CHARGES	EACH	300.00	250.00	190.00	150.00	155.00	190.00	200.00	100.00
CAR TAX FOR 800CC TO 1300CC	YEARLY	1075.00	1075.00	400.00	400.00	400.00	400.00	400.00	400.00
TRAIN FARE ECO. 1-100 KM.	P/KM.	0.00	0.00	0.63	0.00	0.63	0.00	0.00	0.63
TRAIN FARE ECO. 101-500 KM.	P/KM.	0.00	0.00	0.91	0.00	0.91	0.00	0.00	0.91
TRAIN FARE ECO. > 500 KM.	P/KM.	0.00	0.00	0.84	0.00	0.84	0.00	0.00	0.84
TRAIN FARE IST SLP. 1-100KM	P/KM.	0.00	0.00	1.96	0.00	1.96	0.00	0.00	1.96
TRAIN FARE IST SLP.101-500 KM	P/KM.	0.00	0.00	2.42	0.00	2.42	0.00	0.00	2.42
TRAIN FARE IST SLP. > 500 KM	P/KM.	0.00	0.00	1.86	0.00	1.86	0.00	0.00	1.86
TRAIN FARE A/C SLP. 1-100KM.	P/KM	0.00	0.00	5.39	0.00	5.39	0.00	0.00	5.39
TRAIN FARE A/C SLP.101-500KM	P/KM.	0.00	0.00	4.30	0.00	4.30	0.00	0.00	4.30
TRAIN FARE A/C SLP > 500KM.	P/KM	0.00	0.00	3.89	0.00	3.89	0.00	0.00	3.89

Contd.

7.11 Intercity Consumer Prices July, 2014

Description	Unit	D.I. Khan	Mingora	Quetta	Turbat	Gawadar	Loralai	Khuzdar	D.M. Jamali
PLATFORM TICKET	EACH	0.00	0.00	10.00	0.00	10.00	0.00	0.00	10.00
AUTO RICKSHAW FARES	KM/MIN	50.00	50.00	65.00	40.00	72.50	50.00	65.00	40.00
FULL TONGA CHARGES	KM/MIN	0.00	0.00	80.00	0.00	0.00	50.00	0.00	0.00
TAXI 4 SEATER FARE	KM/MIN	150.00	75.00	60.00	60.00	60.00	60.00	60.00	60.00
BUS FARE MIN (WITHIN CITY)	TICKET	0.00	0.00	20.00	0.00	0.00	0.00	0.00	0.00
BUS FARE MAX (WITHIN CIT	TICKET	0.00	0.00	20.00	0.00	0.00	0.00	0.00	0.00
BUS FARE OUTSIDE CITY	P/KM.	0.93	0.93	0.90	0.90	0.90	0.90	0.90	0.90
A/C BUS FARE OUTSIDE CITY	P/KM.	1.50	1.50	1.60	1.60	1.60	1.60	1.60	1.60
MINIBUS FARE MIN.WITH IN CITY	TICKET	0.00	0.00	20.00	0.00	35.00	0.00	0.00	0.00
MINIBUS FARE MAX.WITH IN CITY	TICKET	0.00	0.00	20.00	0.00	0.00	0.00	0.00	0.00
SUZUKI FARE MIN.WITH IN CITY	TICKET	10.00	10.00	0.00	0.00	0.00	0.00	0.00	0.00
SUZUKI FARE MAXIMUM W.IN CITY	TICKET	15.00	15.00	0.00	30.00	30.00	0.00	10.00	0.00
AIR FARE ECONOMY CLASS.	P/KM.	0.00	0.00	18.20	18.20	18.20	0.00	18.20	0.00
POSTAL ENVELOPE DOMESTIC	EACH	8.00	8.00	8.00	8.00	8.00	8.00	8.00	8.00
ENVELOPE FOR SAUDI ARABIA	EACH	50.00	50.00	50.00	45.00	45.00	45.00	50.00	45.00
POSTAL REGISTRATION CHARGES	EACH	28.00	28.00	28.00	28.00	28.00	28.00	28.00	28.00
U.M.S. REG CHARGES MIN.	EACH	58.00	58.00	59.00	58.00	58.00	58.00	58.00	58.00
T.C.S. CH. MIN.WITH IN ZONE	EACH	110.00	95.00	110.00	110.00	110.00	110.00	110.00	110.00
TELEPHONE CHARGES LOCAL CALL	P/CALL	3.94	3.94	3.94	3.94	3.94	3.94	3.94	3.94
TEL CHARGES OUT SIDE CITY	P/CALL	3.94	3.94	3.94	3.94	3.94	3.94	3.94	3.94
INTERNET CHARGES	P/HOUR	42.50	30.00	25.00	30.00	30.00	38.75	20.00	20.00
MOBILE CELL CHARGES	P/UNIT	2.50	2.50	3.00	3.00	3.00	3.00	4.00	3.00
FAX CHARGES (LOCAL)	P/PAGE	15.00	10.00	15.00	25.00	25.00	20.00	20.00	15.00
TELEPHONE SET AV. QLTY	EACH	1300.00	1075.00	575.00	750.00	800.00	675.00	500.00	550.00
MOBILE SET NOKIA/SONY/ERICSON/SAMSUNG WITHOUT CAMERA	EACH	2250.00	2487.50	3000.00	2000.00	2100.00	2975.00	3000.00	3750.00
T.V. 20" COLORED WEGA H-A21.	EACH	20000.00	24500.00	18000.00	17000.00	17000.00	18000.00	17500.00	20000.00
T.V 20" COLOR CHINA/KORIA)	EACH	9550.00	8125.00	13000.00	8000.00	8000.00	12000.00	8500.00	16500.00
V.C.P. PANASONIC/LG/NAT	EACH	5000.00	0.00	6900.00	4500.00	0.00	6000.00	0.00	6500.00
DVD/VCD PLAYER PANASONIC/LG	EACH	5500.00	3000.00	5200.00	3000.00	0.00	4800.00	3000.00	4750.00
RADIO WITH C.PLAYER NATIONAL	EACH	1900.00	1450.00	1937.50	1600.00	1675.00	2000.00	1900.00	1650.00
PERSONNEL COMPUTER (BRANDED)	EACH	41500.00	33500.00	42000.00	28000.00	28000.00	28000.00	28000.00	28000.00
VID. CASSETTE BLK. TDK/SONY	EACH	100.00	125.00	155.00	150.00	150.00	150.00	0.00	0.00
COM. C.D. (TDK/IMATION)	EACH	50.00	50.00	72.50	60.00	35.00	70.00	50.00	65.00
TAPE RECORDER CASSETTE BLANK	EACH	42.50	70.00	40.00	35.00	37.50	35.00	45.00	30.00
VIDEO GAME SEGA 16 BYTE	EACH	1475.00	0.00	1150.00	900.00	900.00	1250.00	1000.00	0.00
CINEMA A/C. HIGH CLASS	TICKET	0.00	0.00	0.00	0.00	0.00	0.00	0.00	0.00
CINEMA NON-A/C HIGH CLASS	TICKET	50.00	100.00	150.00	0.00	0.00	20.00	0.00	0.00
CABLE CHARGES	PER MONT	250.00	200.00	400.00	350.00	300.00	300.00	300.00	300.00
TV.LICENCE FEE DOMESTIC	YEARLY	420.00	420.00	420.00	420.00	420.00	420.00	420.00	420.00
ENGLISH BOOK CLASS V1	EACH	78.00	78.00	59.00	59.00	59.00	59.00	59.00	59.00
ENGLISH BOOK CLASS IX OR X	EACH	76.00	76.00	72.00	72.00	72.00	72.00	72.00	72.00
ENG. BOOK IST.YR COMPLETE SET	EACH	80.00	80.00	65.00	65.00	65.00	65.00	65.00	65.00
ENGLISH BOOK BA/B.SC	EACH	120.00	120.00	175.00	175.00	175.00	175.00	175.00	175.00
URDU BOOK CLASS V (T.B.BORD)	EACH	76.00	76.00	82.00	82.00	82.00	82.00	82.00	82.00
URDU BOOK CLASS IX/X(T.B.B)	EACH	65.50	65.50	85.00	85.00	85.00	85.00	85.00	85.00
URDU BOOK IST.YEAR/INTER	EACH	76.00	76.00	85.00	85.00	85.00	85.00	85.00	85.00
URDU BOOK BA/B.SC	EACH	160.00	160.00	175.00	175.00	175.00	175.00	175.00	175.00
MATHS BOOK CALSS V (T.B.B)	EACH	77.00	77.00	55.00	55.00	55.00	55.00	55.00	55.00
MATHS BOOK CLASS IX OR X	EACH	133.00	133.00	130.50	130.50	130.50	130.50	130.50	130.50
MATHS BOOK IST.YEAR (T.B.B)	EACH	160.00	160.00	138.00	138.00	138.00	138.00	138.00	138.00
PAKISTAN STUDIES BOOK BA/B.SC	EACH	95.00	95.00	300.00	300.00	300.00	300.00	300.00	300.00
DAILY "DAWN"	P/COPY	19.00	19.00	19.00	19.00	19.00	19.00	19.00	19.00
DAILY "JANG"	P/COPY	12.00	12.00	12.00	12.00	12.00	12.00	12.00	12.00
DAILY "NAWA-E-WAQT"	P/COPY	12.00	12.00	12.00	12.00	12.00	12.00	12.00	12.00
WEEKLY "AKHBAR-E-JAHAN"	P/COPY	55.00	55.00	55.00	55.00	55.00	55.00	55.00	55.00
WEEKLY "MAG"	P/COPY	45.00	45.00	45.00	45.00	45.00	45.00	45.00	45.00
MONTHLY "NAUNEHAL DIGEST"	P/COPY	35.00	35.00	35.00	35.00	35.00	35.00	35.00	35.00
PAPER FOOLSCAPE (27"x17")	QUIRE	47.50	25.00	27.50	25.00	25.00	35.00	50.00	35.00
EXERCISE.BOOK LINED 80/100 PGS	EACH	45.00	57.50	37.50	40.00	40.00	40.00	50.00	27.50
PENCILGOLDFISH/DEER	EACH	5.00	7.50	5.00	5.00	5.00	5.00	5.00	4.50
PEN INK DOLLOR 57 ML BOTTLE	EACH	20.00	20.00	20.00	20.00	20.00	20.00	20.00	20.00

Contd.

7.11 Intercity Consumer Prices July, 2014

Description	Unit	D.I. Khan	Mingora	Quetta	Turbat	Gawadar	Loralai	Khuzdar	D.M. Jamali
PHOTOSTATE PAPER 70 GM	PRT	350.00	345.00	355.00	530.00	550.00	400.00	400.00	350.00
BALL PEN (local)	EACH	5.00	5.00	5.00	7.00	7.00	5.00	5.00	5.00
FOUNTAIN PEN HERO/WINGS/CHINA	EACH	40.00	45.00	35.00	40.00	40.00	35.00	40.00	37.50
PRIVATE SCHOOL FEE ENGLISH MEDIUM AVERAGE STANDARD (CLASS I)	PER MONTH	500.00	650.00	750.00	625.00	600.00	500.00	350.00	375.00
PRIVATE SCHOOL FEE ENGLISH MEDIUM AVERAGE STANDARD (CLASS V)	PER MONTH	800.00	900.00	1150.00	725.00	700.00	700.00	560.00	550.00
PRIVATE SCHOOL FEE ENGLISH MEDIUM AVERAGE STANDARD (CLASS VI)	PER MONTH	1000.00	900.00	1200.00	825.00	800.00	1000.00	675.00	700.00
PRIVATE SCHOOL FEE ENGLISH MEDIUM AVERAGE STANDARD (CLASS X)	PER MONTH	1800.00	1300.00	1400.00	925.00	900.00	1200.00	635.00	850.00
PRIVATE MEDICLE COLLEGE FEE MBBS (1ST YEAR)	PER MONTH	0.00	0.00	0.00	0.00	0.00	0.00	0.00	0.00
PRIVATE ENGINEERING COLLEGE FEE (ISTR YEAR)	PER MONTH	0.00	0.00	5700.00	0.00	0.00	0.00	0.00	0.00
GOVT. COLLEGE FEE 1ST. YEAR	MONTH	42.09	42.09	60.00	7.50	7.50	7.50	7.50	7.00
GOVT. COLLEGE FEE 4TH. YEAR	MONTH	39.59	39.59	80.00	9.00	9.00	9.00	9.00	9.00
GOVT. UNIVERSITY FEE MSC.	MONTH	540.00	540.00	350.00	350.00	350.00	350.00	350.00	350.00
GOVT. MED. COLLEGE FEE MBBS	MONTH	641.66	641.66	950.00	0.00	950.00	0.00	0.00	950.00
GOVT. ENGG. COLL. FEE I YEAR	MONTH	595.83	0.00	850.00	0.00	3850.00	0.00	850.00	850.00
COACHING FEE FOR CLASS IX/X	PER MONTH	1000.00	1750.00	500.00	1000.00	1000.00	600.00	600.00	1000.00
COACHING CHARGES FOR CLASS 1ST YEAR/INTER (SCIENCE)	PER MONTH	1100.00	2750.00	1000.00	0.00	1000.00	0.00	0.00	1500.00
COACHING CHARGES FOR CLASS 1ST YEAR/INTER (COMMERCE)	PER MONTH	1000.00	950.00	1000.00	0.00	1000.00	0.00	0.00	1500.00
I.T. TUITION FEES	PER MONTH	2100.00	0.00	1800.00	0.00	920.00	0.00	0.00	0.00
MBA TUITION FEES	PER MONTH	2100.00	0.00	0.00	0.00	0.00	0.00	0.00	0.00
BREAD TANDOORI ST. SIZE	EACH	6.00	10.00	10.00	10.00	10.00	10.00	10.00	10.00
COOKED MUTTON (AV. HOTEL)	PLATE	140.00	145.00	150.00	120.00	155.00	200.00	180.00	115.00
COOKED BEEF (AV. HOTEL)	PLATE	100.00	105.00	80.00	90.00	125.00	120.00	150.00	80.00
COOKED DAL (AV. HOTEL)	PLATE	70.00	43.75	60.00	70.00	75.00	50.00	50.00	40.00
CHICKEN BIRYANI FULL/DOUBLE	PLATE	145.00	190.00	150.00	120.00	130.00	100.00	85.00	90.00
TEA PREPARED (ORDINARY)	CUP	15.00	17.50	21.00	10.00	10.00	20.00	17.50	20.00
HAIRCUT CHARGES FOR MEN	P/CUT	45.00	70.00	80.00	90.00	100.00	60.00	55.00	55.00
BEAUTY PORL HAIR STYL CHARGE	P/STY.	140.00	450.00	250.00	300.00	325.00	250.00	250.00	150.00
SHAVING CHARGES	PER SHV	32.50	45.00	40.00	35.00	35.00	40.00	30.00	25.00
LIPSTICK S.MISS/MEDORA	EACH	100.00	90.00	95.00	90.00	100.00	90.00	100.00	90.00
NAIL POLISH S.MISS/MEDORA	EACH	100.00	85.00	95.00	80.00	80.00	80.00	80.00	80.00
PERFUME MED.SIZE MEDORA/BROACH	EACH	100.00	150.00	100.00	100.00	100.00	100.00	150.00	180.00
HAIR-OIL AMLA/CHAMBELI	BOTTLE	85.00	100.00	100.00	90.00	80.00	100.00	100.00	100.00
TOILET SOAP LUX 95 GRAMS	EACH	40.38	40.38	40.38	40.38	40.38	40.38	40.38	40.38
TOILET SOAP LIFEBOUY 140 GRM	EACH	36.00	36.00	36.00	36.00	36.00	36.00	36.00	36.00
TOILET SOAP SAFEGUARD BATH SIZE	EACH	48.00	46.00	48.00	46.00	46.00	48.00	46.00	46.00
TOOTHPASTE MACKLINES 70 GRM	EACH	50.00	50.00	50.00	50.00	50.00	50.00	50.00	50.00
TOOTHPAST MED SIZE CLGATE 70 GMS	EACH	60.67	56.00	56.00	56.00	56.00	56.00	56.00	56.00
TOOTHBRUSH SHEILD A/PLAUQUE	EACH	40.00	46.25	50.00	50.00	50.00	40.00	50.00	47.50
TOOTHPOWDER DENTONIC 90 GRM	EACH	25.00	25.00	25.00	25.00	25.00	25.00	25.00	25.00
HAIR-COLOUR BEGIN (6 GMS)	EACH	90.00	100.00	90.00	90.00	90.00	95.00	90.00	95.00
HAIR COLOUR (KALAKOLA)	BOTTLE	125.00	120.00	120.00	120.00	120.00	120.00	120.00	120.00
FACECREAM PONDS (MEDIUM)	EACH	110.00	120.00	120.00	100.00	100.00	120.00	140.00	110.00
TALC POWDER VICE ROAY,B.CAT	EACH	110.00	110.00	120.00	130.00	120.00	120.00	150.00	120.00
BLADE TREET ORDINARY 10'S	PKT.	30.00	30.00	30.00	30.00	30.00	35.00	45.00	30.00
BLADE 7-O-CLOCK STAIN. 5'S	PKT.	30.00	32.50	35.00	30.00	35.00	35.00	55.00	35.00
SHAMPOO SUNSILK/PAINTIN 100 ML	BOTTLE	110.00	110.00	110.00	115.00	110.00	100.00	100.00	110.00
BEAUTY CREAM (FAIR & LOVELY)	EACH	120.00	115.00	135.00	85.00	115.00	100.00	100.00	155.00
HAIR REMOVING CREAM (EU-CREAM)	TUBE	55.00	65.00	65.00	55.00	55.00	65.00	55.00	57.50
GEL MEDIUM SIZE	BOTTLE	85.00	120.00	80.00	60.00	60.00	80.00	120.00	120.00
DISPOSABLE RAZOR Gillet-II	EACH	40.00	40.00	45.00	45.00	47.50	45.00	45.00	35.00
SHAVING CREAM TOUCH-ME/ADM.	EACH	55.00	60.00	60.00	50.00	60.00	60.00	70.00	55.00
GOLD TEZABI 24 CT	10 GM.	41323.00	41083.00	41700.00	42500.00	44166.00	43000.00	41310.00	41600.00
SILVER TEZABI 24 CT	10 GM.	606.99	617.00	650.00	916.67	916.67	695.00	680.00	652.00
ARTIFICIAL JEWELLARY SET	SET	230.00	1425.00	480.00	500.00	525.00	520.00	400.00	425.00
WRIST WATCH GENTS CITIZEN (ORIGINAL) ***	EACH	2500.00	2500.00	2550.00	2550.00	2500.00	2550.00	2500.00	2500.00
WRIST WATCH LADIES CITIZEN (ORIGINAL) ***	EACH	2500.00	2500.00	2550.00	2500.00	2500.00	2500.00	2500.00	2500.00
WALL CLOCK QUARTZ AV.QLTY	EACH	255.00	650.00	475.00	300.00	325.00	500.00	500.00	475.00
SUITCASE REXIN (24"x16"x6")	EACH	725.00	750.00	1500.00	850.00	950.00	1000.00	1950.00	900.00
TRUNK MEDIUM SIZE ***	EACH	1300.00	2200.00	675.00	650.00	700.00	650.00	1500.00	1200.00
PURSE LADIES (LEATHER) AVERAGE QUALITY	EACH	500.00	600.00	400.00	325.00	300.00	330.00	300.00	325.00

7.11 Intercity Consumer Prices July, 2014

Value in Rupees			
Description	Unit	Average	% Change
FOOD & NON-ALCOHOLIC BEVERAGES			
WHEAT	10 KG.	344.02	1.38
WHEAT FLOUR FINE/SUPERIOR.	KG.	44.01	0.02
WHEAT FLOUR AVG. QLTY	KG.	39.39	0.72
WHEAT FLOUR BAG	10 KG.	389.32	0.31
MAIDA	KG.	53.11	0.23
SUJI	KG.	54.50	0.55
BESAN AV. QLTY.	KG.	80.62	-1.56
RICE BASMATI SUP. QLTY.	KG.	139.79	0.43
RICE BASMATI 385/386	KG.	95.72	0.43
RICE BASMATI BROKEN AV.QLTY	KG.	73.05	0.34
RICE IRR1-6 (SINDH/PUNJAB)	KG.	51.11	-0.51
VERMICELLI	KG.	78.74	0.85
BREAD PLAIN MEDIUM SIZE	EACH	39.48	0.10
RUSK (PAPAY)	KG.	180.52	0.14
BISCUITS-PACKED	PKT	35.00	0.00
BISCUIT-BAKERY (LOOSE)	250 GM	72.91	0.86
CORNFLAKS FAUJI 225 GM.	PKT	167.77	0.39
SAMOSA (VEGATABLE)	EACH	12.01	1.01
PASTRY AV.QLTY.	EACH	24.40	0.00
PATTIES (VEGATABLES)	EACH	20.22	1.81
NIMCO	250 GM	64.04	0.09
CHIPS	250 GM	74.45	0.16
BEEF WITH BONE AV.QLTY.	KG	282.04	0.56
MUTTON AV.QLTY.	KG	547.77	0.02
CHICKEN FARM BROILER (LIVE)	KG	169.51	-0.08
FISH-RAHU MEDIUM SIZE	KG	291.00	-0.25
MILK FRESH (UNBOILED)	LTR.	72.96	0.43
CURD	KG.	86.78	0.60
MILK TETRA PACK 1/2 LTR.	PKT.	56.13	0.23
LACTOGEN 400 GRAMS	PKT.	422.38	0.00
POWDER MILK NIDO 400GM.	PKT	344.30	1.38
MILK POWDER LOOSE/PACKED	KG.	508.90	0.42
BUTTER LOCAL PACKED	50 GM.	28.59	0.95
EGGS FARM	DOZ	87.43	5.73
MUSTARD OIL AV.QLTY.	KG.	185.65	0.18
COOKING OIL (DALDA)	2.5LTR	536.50	-0.05
COOKING OIL (PAKWAN) OTHER BRAND SPECIFY	2.5 LTR	506.30	-0.07
VEGETABLE GHEE TIN	2.5KG.	511.63	-0.15
VEGETABLE GHEE (LOOSE)	KG.	165.09	-0.51
DATES AV.QLTY.	KG.	183.53	3.67
PISTACHIO AV.QLTY.	50 GM.	104.48	-0.92
ALMONDS WHOLE AV.QLTY.	KG.	502.37	1.35
COCONUT DRY AV.QLTY.	KG.	283.05	-1.88
RAISINS AV.QLTY.	50 GM.	20.53	0.24
GROUNDNUTS (WITH SHELL)	KG.	166.86	-0.23
MALTA/MOSAMBI	DOZ	0.00	
KINNU	DOZ	0.00	
APPLE	KG	159.64	17.50
ALOO BUKHARA	KG	162.42	-2.12
POMEGRANATE (ANNAR)	KG	0.00	
GRAPES	KG	225.64	
BANANAS	DOZ	106.65	11.20
MANGO KALMI	KG	83.86	1.96
GUAVA	KG	0.00	
WATERMELON (TURBOOZ)	KG	28.69	28.42
MUSKMELON (KHARBOOZA)	KG	46.17	22.96
SWEETMELON (GARMA)	KG	0.00	
PULSE MASOOR (WHOLE)	KG.	116.90	0.40
PULSE MASOOR (WASHED)	KG.	127.58	-0.54
PULSE MOONG (WASHED)	KG.	158.18	0.16
PULSE MASH (WASHED)	KG.	145.95	-0.22
PULSE GRAM	KG.	74.83	-1.16
GRAM WHOLE BLACK AV QLTY.	KG.	78.10	-0.18
GRAM WHOLE YELLOW AV.QLTY	KG.	113.28	-0.47
BEANS (LAL LOBIN)	KG.	143.70	-0.11

Contd.

7.11 Intercity Consumer Prices July, 2014

Value in Rupees			
Description	Unit	Average	% Change
POTATOES	KG	68.61	16.43
ONION	KG	37.39	18.17
TURNIP	KG	0.00	
RADISH	KG	0.00	
TOMATOES	KG	50.47	43.71
CABBAGE	KG	0.00	
CAULIFLOWER	KG	0.00	
BRINJAL	KG	39.06	29.34
PUMPKIN	KG	34.58	10.66
BOTTLEGOURD	KG	36.72	14.18
LADY FINGER	KG	53.06	11.89
PEAS	KG	0.00	
SPINACH	KG	0.00	
TINDA	KG	51.23	17.34
TURAI	KG	49.81	21.55
KARAILA	KG	48.12	26.20
ARVI	KG	58.54	-25.55
CHILLIES GREEN	KG	93.54	63.42
CARROT	KG	0.00	
COCUMBER (KHEERA)	KG	45.69	18.18
LEMON	250GM	39.06	-9.37
SUGAR REFINED	KG.	56.40	3.05
GUR AV.QLTY	KG.	81.12	1.32
HONEY LANGANESE 500 GM.	BOTTLE	744.35	1.43
MILO 200 GM.	BOTTLE	194.12	2.78
CUSTARD POWDER RAFHAN 300 GM.	PKT	73.69	0.42
TOFFEE (HILAL)	EACH	1.30	0.00
CHOWKELATE CANDY (SMALL SIZE)	EACH	5.00	0.00
SWEETMEAT (MIXED)	KG	296.90	0.54
ICE CREAM WALLS	CUP.	40.00	0.00
ICE	KG	11.84	7.15
JAM AHMED/MITCHELLES	BOTTLE	125.48	0.40
SQUASH-MITCHELLES	BOTTLE	146.19	-0.25
ROOH AFZA	BOTTLE	142.38	-0.26
JAM-E-SHIREEN	BOTTLE	147.63	0.09
SAUNF	50 GM	16.76	0.30
CINAMON LOOSE AV. QLTY	50 GM.	22.68	2.25
CUMINSEED WHITE NATIONAL	50 GM.	51.50	0.19
PEPPER BLACK NATIONAL	50 GM.	93.75	0.00
CLOVES LOOSE AV.QLTY	50 GM.	93.49	-0.50
CARDAMOM LARGE LOOSE AV.QLTY	50 GM.	128.52	1.50
CARDAMOM SMALL AV.QLTY	50 GM.	109.32	-0.37
SALT-POWDERED (LAHORI) LOOSE	KG.	9.75	0.31
SALT POWDERED (NATIONAL/SHAN)	PKT	24.21	0.54
CHILLIES POWD.NATIONAL 200GM	PKT	105.00	0.00
CHILLIES POWDER LOOS	KG.	251.07	1.11
CORRIANDER SEED POWD.NATIONAL	PKT	82.58	0.04
CORRIANDER SEED (LOOSE)	KG.	240.20	2.36
TURMERIC POWD.NATIONAL 50GM	PKT.	35.00	0.00
CURRY POWD. NATIONAL 200 GM	PKT.	86.53	0.06
TOMATO KETCHUP AHMED/MITCHL	BOTTLE	84.11	1.20
PICKLES AHMED/MITCHELLES	BOTTLE	100.38	0.38
VINEGAR SYNTHETIC (SIRKA)	BOTTLE	70.33	0.26
GARLIC	KG	114.47	1.50
GINGER	KG	280.62	-3.90
TAPAL DANEDAR TEA 200GM PACKET	PKT	117.95	-0.48
TEA LIPTON YELLOW LABEL 200GM.	PKT.	128.26	-0.45
TEA LOOSE KENYA AV.QLTY 250GM.	PKT.	129.38	-0.14
COFFEE-NESCAFE 75 GM. **	BOTTLE	312.00	1.24
COLD DRINK (STANDARD SIZ)	BOTTLE	23.19	0.09
FRUIT JUICE TETRA PACK	PKT.	16.98	1.19
MINERAL WATER NESTLE 1.5 LTR	BOTTLE	46.19	0.54
ALCOHOLIC BEVERAGES & TOBACCO			
CIGARETTES K-2 10'S **	PKT	45.25	1.41
CIGARETTES CAPSTAN 10'S **	PKT	50.13	3.28
CIGARETTES GOLD LEAF 20'S	PKT	99.88	0.89

Contd.

7.11 Intercity Consumer Prices July, 2014

Value in Rupees			
Description	Unit	Average	% Change
CIGARETTES MORVEN GOLD 20'S	PKT	50.06	3.77
BETEL LEAVES	50GM.	63.96	-0.47
BETEL NUTS	KG.	295.89	3.23
CLOTHING & FOOTWEAR			
LONG CLOTH 57" GUL AHMED/AL-KARAM	METER	212.33	1.43
SHIRTING AV.QLTY.	METER	163.87	0.77
PANT CLOTH W & WEAR AV.QLTY	METER	373.11	0.63
LAWN PRINTED GUL AHMED/AL-KARAM	METER	256.81	4.06
GEORGETTE AV.QLTY	METER	132.83	0.28
LINEN AV.QLTY ***	METER	145.08	0.61
HEAVY WT SUITING LAWERNCPUR SUP QLTY	METER	1244.57	0.23
HEAVY WT SUITING LAWERNCPUR AV QLTY	METER	1643.51	0.27
TROPICAL SUITING LAW.PUR	METER	1048.88	1.08
PANT BOY 24"/26" LENGTH.	EACH	468.23	2.10
SHIRT BOY 24"/26" LENGTH	EACH	364.57	2.57
SCHOOL UNI. PANT,SHIRT BOYS	SUIT	621.40	0.93
SCHOOL UNI. KAMEEZ,SHAL.BOYS	SUIT	585.46	0.11
SCHOOL UNI. KAMEEZ,SHAL.GIRL	SUIT	615.92	0.97
FROCK W/WEAR GIRLS	EACH	902.62	2.53
AWAMI-SUIT W & W(BOY) 24"/26	SUIT	900.22	2.52
AWAMI-SUIT W&W (GENTS)AV.QLTY	SUIT	1210.57	2.61
PULLOVER GENTS OXFORD/BON.	EACH	2640.13	0.00
PULLOVER LADIES OXFORD/BON.	EACH	2502.81	0.00
PULLOVER (GENTS) OTHERS A.QTY	EACH	878.61	0.00
SECOND-HAND COAT FOR MEN	EACH	397.61	0.00
SECONDHAND SWEETER FOR MEN DUP QLTY	EACH	263.98	0.00
SECONDHAND WINTER JACKET	EACH	387.38	0.00
UNDERWEAR AV.QLTY MEDIUM SIZE	EACH	120.49	0.61
VEST FOR MEN AV.QLTY.	EACH	124.12	0.53
VEST/SHAMEEZ (WOMEN) AVG. QLTY	EACH	143.02	0.46
SOCKS NYLON (PAKISTANI)	PAIR	82.65	0.99
BRASSIER AV.QLTY.	EACH	145.96	0.00
BRASSIER SUP QLTY	EACH	331.99	1.09
DOPATTA GEORGETTE AV.QLTY.	EACH	281.64	0.00
DOPATTA COTTON AV GLTY	EACH	220.06	0.52
CHADDAR (W/WEAR) (2x2.5 MTR)	EACH	418.21	0.39
LUNGI/DHOTI(COTTON) AVG. QLTY	EACH	293.18	0.95
HANDKERCHIEF AVG. QLTY PAK	EACH	37.68	1.70
HANDKERCHIEF SUP. QLTY PAK	EACH	59.06	0.61
GLOVES AV QLTY	PAIR	87.12	0.00
AZARBAND COTTON AVG. QLTY	EACH	16.45	-0.42
SEWING THREAD/REEL(ASLI PARI)	EACH	6.58	0.00
WASHING CHARGES PAINT & SHIRT	SUIT	89.84	0.28
DRY CLEANING SUIT COAT PANT	SUIT	296.44	0.00
WASHING CH. (KAMIZ-SHALWAR)	PAIR	63.85	0.54
TAILORING SHIRT	EACH	325.43	0.39
TAILORING CHARGES PANT (MEN)	EACH	550.57	1.15
TAILORING COAT-PANT SUIT	SUIT	3535.39	0.43
TAILORING AWAMI-SUIT (MALE)	SUIT	485.00	3.31
TAILORING SUIT FEMALE	SUIT	411.78	2.53
GENTS SHOES PAUL BATA	PAIR	1199.00	0.00
GENTS SANDAL BATA	PAIR	699.00	0.00
GENTS SPOUNG CHAPPAL BATA	PAIR	179.00	0.00
LADIES SANDAL BATA	PAIR	499.00	0.00
LADIES SPOUNG CHAPPAL BATA	PAIR	179.00	0.00
CHILD SHOE POWER LITE BATA	PAIR	599.00	0.00
GENTS SHOE, ART 1109 SERVICE	PAIR	999.00	0.00
NYLON JOGGER 27 SIZE 2-5 ***	PAIR	1299.00	0.00
CHINA FOOT WEAR AV. QLTY (MALE) *	PAIR	655.01	1.79
CHINA FOOT WEAR AV. QLTY (FEMALE) *	PAIR	497.08	2.83
CHINA FOOT WEAR AV. QLTY (CHILDREN) *	PAIR	416.06	1.08
SHOE REPAIR HALF SOLE	PAIR	93.41	1.01
SHOES POLISH CHARGES AVERAGE SHOP	PAIR	17.56	0.40
HOUSING, WATER, ELECT,GAS & OTH FUEL			
HOUSE RENT (combined)	MONTH	6096.58	1.77
rent 2	pm	6096.58	1.77

Contd.

7.11 Intercity Consumer Prices July, 2014

Value in Rupees			
Description	Unit	Average	% Change
RENT3	PM	6096.58	1.77
RENT4	PM	6096.58	1.77
RENT5	PM	6096.58	1.77
RENT6	PM	6096.58	1.77
SYNTHETIC ENEMAL ROBIALAC BALTI 3.64 LTR.	EACH	1804.37	0.79
SYNTHETIC ENEMAL ICI BALTI 3.64 LTR.	EACH	1866.00	0.41
CEMENT (LOCAL) SPECIFY BRAND NAME	BAG	518.81	-0.17
BRICKS (NEW) IST CLASS	P/1000	6125.45	0.31
CEMENT BLOCKS (6"x8"x12")	P/100	2297.31	1.77
BAJREE	100CFT	3784.35	-0.20
SAND (BLACK PIT SAND)	K100CFT	2137.33	1.11
TIMBER SHESHAM LOG IST QUALITY	cubmt.	50721.47	0.60
IRON BAR (M.S. BAR) 1/2"	P/TON	78831.55	2.26
CARPANTER WAGE RATE	P/DAY	754.21	0.33
MASON (RAJ) WAGE RATE	P/DAY	820.85	0.79
UNSKILLED LABOUR WAGE RATE	P/DAY	436.19	0.14
PLUMBER WAGE RSTE	P/DAY	749.68	0.18
ELECTICIAN WAGE RATE PER DAY **	P/DAY	719.07	0.00
ELECTICIAN WAGE RATE PER POINT **	P/PNT	109.53	0.00
WATER CHARGES PER HOUSE	P/MONTH	115.26	0.00
ELECT.CHARGES UPTO 50 UNITS	P/UNIT	2.00	0.00
ELECT.CHARGES 01 - 100 UNIT	P/UNIT	5.79	0.00
ELECT.CHARGES 101 - 300 UNIT	P/UNIT	9.70	0.00
ELECT.CHARGES 301 - 1000 UNIT	P/UNIT	15.27	0.00
ELECT.CHARGES ABOVE 1000 UNIT	P/UNIT	17.41	0.00
ELEC	PM	10.03	0.00
GAS CHRg upto 3.3719 MMBTU	MMBTU	124.18	0.00
GAS CHRg 3.3719 - 6.7438 MMBTU	MMBTU	248.37	0.00
GAS CHRg 6.7438 - 10.1157 MMBTU	MMBTU	248.37	0.00
GAS CHRg10.1157 - 13.4876 MMBTU	MMBTU	620.91	0.00
GAS	PM	620.91	0.00
GAS	PM	372.55	0.00
KEROSENE OIL	LTR	119.62	-0.14
FIREWOOD WHOLE	40 KG.	492.75	-0.25
FURNISHING HOUSE HOLD EQUIPMENTS			
CHAIR SHESHAM WOOD WITH ARMS **	EACH	1811.06	0.37
CHAIR PLASTIC (CHAIRMAN) AVERAGE QUALITY	EACH	728.50	0.34
TABLE SHESHAM WOOD (4X2X5") ***	EACH	5200.48	0.14
SOFASET WOODEN WITH FOAM SEAT **	SET	16128.51	0.16
COT IRON (WITH NIWAR)AV.QLTY.	EACH	2051.04	0.61
ALMIRAH (STEEL) 6'X3' 20 GUAGE	EACH	9342.23	0.07
DINNING TABLE 6 CHAIRS A.QLTY	SET	18439.45	0.34
SINGLE BED WITHOUT FOAM MED.	EACH	5551.86	0.06
MATRESS SINGLE(4"THICK)	EACH	4709.21	0.66
FARSHI DARI 12'X9' AV.QLTY	EACH	1244.27	0.00
DARI COTTON (6'x2 1/2') AV.QL	EACH	567.56	0.11
CARPET PLAIN AV. QLTY	SQFT.	39.31	0.00
QUILT (LIHAF) 3 KG. COTTON	EACH	847.44	0.00
BLANKET (90" x 54")	EACH	3117.31	0.00
BEDSHEET SINGLE BED SUP.QLTY	EACH	569.53	0.00
BED SHEET DOUBLE WITH TWO PILLOW COVERS SUP QLTY	SET	1115.10	0.00
TOWEL(3'x2') AV. QALTY	EACH	229.84	0.24
CEILING FAN 48" SUPER QLTY **	EACH	2970.38	0.03
PEDESTAL FAN 22" SUPER QLTY	EACH	4031.75	0.20
REFG. DAWLENCE 10 CFT. D.DOOR	EACH	30348.75	0.11
D-FREEZER WAVES 8 CFT.	EACH	28917.50	0.55
AIRCONDITIONER 1.5 TON PEL	EACH	41502.50	0.00
SPLIT AIR CONDITIONER 1.5 TON (SPECIFY BRAND NAME)	EACH	43828.33	0.15
AIRCOLER SUPER ASIA	EACH	11468.75	0.58
WASHING MACHINE SINGER	EACH	15318.75	0.19
SEWING MACHINE(SINGER)	EACH	5709.25	0.03
GIZER LARGE SIZE 30 GALLON CAPACITY SUP QLTY	EACH	16868.13	0.20
GAS BURNER DOUBLE SPFY.BRAND	EACH	1676.43	0.09
ELECT. IRON PHILIPS MDL.1120	EACH	1667.63	0.25
ELECTRIC JUICER FOR APPLE	EACH	5204.00	0.00
S.STEEL DEGHCHI MEDIUM SIZE ***	EACH	581.56	0.19

Contd.

7.11 Intercity Consumer Prices July, 2014

Value in Rupees			
Description	Unit	Average	% Change
ALUMINIUM COOKING PAN (DEGCHI) MED SIZE	EACH	555.30	0.05
NON STICK COOKING PAN (DEGCHI) SUP. QLTY	EACH	798.57	0.35
FRYING PAN STEEL AVG. QLTY MED. SIZE	EACH	356.52	0.00
TAWA IORN (MEDIUM SIZE) AVG. QLTY	EACH	292.60	1.01
S.STEEL PLATE A.QLTY.(M.SIZE)	EACH	74.25	0.68
TABLE SPOON S.STEEL SUP.QLTY.	DOZEN	353.58	0.43
WATER SET JUG+6 GLASSES (OMROC)	SET	470.79	0.59
TEA SET PAK. CHINAWARE 21 PCS.	SET	1694.07	0.00
DINNER SET PLASTIC 72 PIECES SUPERIOR QLTY	SET	5069.11	0.15
HOTPOT SET PLASTIC 3 PCS.	SET	1281.60	0.00
BUCKET(BALTI) PLASTIC MED.SIZ	EACH	313.50	0.10
LOTA PLASTIC (MED SIZE) AVERAGE QUALITY	EACH	50.23	0.00
PRESURE COOKER 4 LTR.	EACH	1325.71	0.34
WATER COOLER 9/10 LTR.PLASTIC ***	EACH	570.11	0.66
THERMOS STARVAC 1 LTR	EACH	439.38	0.14
BULB PHILIPS 100-WATTS	EACH	30.03	0.00
TUBE LIGHT PHILIPS 40 WATTS	EACH	102.10	0.00
ELECTRIC BLUBS "0" WATTE LOCAL	EACH	21.49	0.00
ELECTRIC BLUB ENERGY SAVER 14 WATTS	EACH	159.63	0.00
WASHING SOAP 250 GMS SPECIFY BRAND NAME	EACH	32.23	0.16
SURF EXCEL 400 GMS POLY BAG	EACH	125.00	0.00
WASHING POWDER 1000 GRM	EACH	182.75	0.00
WASHING POWDER (WHEEL/ BONUS) 100 GRAMS	EACH	95.06	0.00
CLEANSER POWDER VIM 1000 GM	PKT.	70.56	0.60
FINIS 500 ML	BOTTLE	176.26	0.32
PHNYLE TYPHONE/FINIS/CARRANITE 3 LITRES	BOTTLE	135.99	0.00
HARPIC	BOTTLE	128.54	0.48
BOOT POLISH CHERRY/KIWI 50ML	EACH	94.75	0.59
ROBIN BLUE (35 GRAMS)	PKT.	38.34	0.66
TISSU PAPER PERFUMED 100 PCS.	PKT.	98.30	0.51
TOILET PAPER ROLL (R.PETEL)	P/ROLL	36.33	1.62
BOOT POLISH LIQUID CHEERY BLOSSOM KIWI 75 ML	BOTTLE	130.13	0.10
MATCH BOX SMALL	EACH	1.65	1.23
DRY CELL 1.5 VOLT(LOCAL)	EACH	22.08	0.36
HAND STITCHING NEEDLE M.SIZE	PACKET	7.60	1.47
SEWING MACHINE NEEDLE (SINGER)	EACH	6.09	0.00
HOUSEHOLD SERVANT FEMALE P/T	P/MNTH	1731.22	0.07
MARRIAGE HALL WITH FURNITURE HEALTH	P/HEAD	106.12	0.19
SEPTRAN TABLETS	10TAB.	15.00	0.00
BRUFEN TABS 200-MG.	10TAB.	10.00	0.00
PANADOL TAB. EXTRA/PLAIN	10TAB.	10.00	0.00
DISPRIN TAB.	10TAB.	10.00	0.00
TRISIL TAB.	10 TAB	10.00	0.00
FLAGYL TAB. 200 MG.	10TAB.	10.00	0.00
VENTOLIN TAB. 2MG.	10TAB.	9.00	0.00
DAONIL TAB. 5 MG.	10TAB.	17.00	0.00
ENTOX TAB.	10TAB.	10.00	0.00
RENITEC TAB. 5 MG.	10TAB.	59.00	0.00
CAC. 1000 TAB	BOTTLE	122.00	0.00
AMOXIL CAPSOLE 250 MG.S	10CAP.	36.00	0.00
CALCIUM SYRUP SANDOZ	BOTTLE	64.00	0.00
LEDERPLEX SYRUP	BOTTLE	35.00	0.00
SANCOS SYRUP (50 ML.)	BOTTLE	30.00	0.00
PHENERGAN SYRUP 120 ML.	BOTTLE	33.00	0.00
CALPOL SYRUP 60 ML.	BOTTLE	28.00	0.00
HYDRYLLIN SYRUP 120 ML.	BOTTLE	59.00	0.00
POLYFAX EYE OINTMENT	TUBE	21.00	0.00
BETNESOL EYE DROPS	BOTTLE	33.89	0.00
EAR DROPS (CARDISPORINE) ***	BOTTLE	21.00	0.00
BETNOVATE-N OINTMENT 5 GMS	TUBE	16.00	0.00
BURNOL CREAM 30 GRM	TUBE	16.00	0.00
VICKS VAPORUB/BALM	BOTTLE	36.00	0.00
GLYCRINE SMALL BOTTLE	BOTTLE	22.59	0.49
JOUHAR JOSHANDA	PKT.	6.25	0.00
GALXOS-D (450 GRMS)	PKT.	157.92	0.18

Contd.

7.11 Intercity Consumer Prices July, 2014

Value in Rupees			
Description	Unit	Average	% Change
GRIFE-WATER WOODWARDS	BOTTLE	50.00	0.00
SANIPLAST ONE PUTTY	EACH	1.84	0.00
O.R.S. (NIMCOL)	PKT.	15.25	0.00
DETTOL (MEDIUM)	BOTTLE	46.80	0.00
COTTON BANDAGE 2" - 4"	EACH	9.20	0.33
THERMOMETER CHINA	EACH	40.65	0.00
DOCTOR (MBBS) CLINIC FEE	P/PAT.	168.19	0.75
URINE TEST (DR) CHARGES	P/TEST	96.94	1.04
BLOOD TEST (CP) CHARGES	P/TEST	228.25	0.27
SUGAR TEST (RANDOM/FASTING BOTH) CHARGES	P/TEST	164.90	0.61
ECG CHARGES	P/TEST	221.56	0.29
X-RAY (CHEST) CHARGES	P/X-RAY	268.67	0.47
TRANSPORT			
CAR SUZUKI 800 CC (W/O. A/C)	EACH	643606.90	0.15
CAR SUZUKI 1000 CC	EACH	1023225.19	0.69
CAR TOYOTA 1300 CC	EACH	1530048.00	0.07
CAR HONDA CIVIC	EACH	2085000.00	0.31
MOTORCYCLE HONDA CD-70.	EACH	69575.64	0.05
MOTORCYCLE YAMAHA 100CC.	EACH	79988.24	0.00
MOTOR CYCLE HERO 70 CC	EACH	45404.41	0.13
BICYCLE WITH TYRES & TUBES	EACH	7403.10	0.07
TYRE CAR WITH TUBE GENERAL	EACH	3410.58	0.22
TYRE MOTOR CYCLE WITHOUT TUBE	EACH	1206.95	0.33
TYRE CYCLE SPECIFY BRAND NAME	EACH	371.75	0.34
TYRE CAR W/O TUBE	EACH	3208.33	-0.04
PETROL SUPER	LITRE	107.97	0.00
HIGH SPEED DIESEL HSD	LITRE	109.34	0.00
CNG	K.G.	73.04	6.10
GAS CYLINDER STAND. SIZE	EACH	1353.26	6.94
MOTOR CYCLE SERVICE CHARGES	EACH	252.67	0.00
CAR SERVICE CHARGES	EACH	325.91	0.00
TYRE PUNCTURE CHARGES	EACH	58.50	0.00
CYCLE OVERHAULING CHARGES	EACH	283.12	0.00
CAR TAX FOR 800CC TO 1300CC	YEARLY	1840.80	36.72
TRAIN FARE ECO. 1-100 KM.	P/KM.	0.63	-11.27
TRAIN FARE ECO. 101-500 KM.	P/KM.	0.91	-10.78
TRAIN FARE ECO. > 500 KM.	P/KM.	0.84	-9.68
TRAIN FARE IST SLP. 1-100KM	P/KM.	1.96	-10.09
TRAIN FARE IST SLP.101-500 KM	P/KM.	2.42	-10.04
TRAIN FARE IST SLP. > 500 KM	P/KM.	1.86	-10.14
TRAIN FARE A/C SLP. 1-100KM.	P/KM.	5.39	-10.02
TRAIN FARE A/C SLP.101-500KM	P/KM.	4.30	-9.85
TRAIN FARE A/C SLP > 500KM.	P/KM.	3.89	-9.95
PLATEFORM TICKET	EACH	10.00	0.00
AUTO RICKSHAW FARES	KM/MIN	57.80	1.35
FULL TONGA CHARGES	KM/MIN	61.68	0.00
TAXI 4 SEATER FARE	KM/MIN	80.26	2.62
BUS FARE MIN (WITHIN CITY)	TICKET	12.85	0.00
BUS FARE MAX (WITHIN CIT	TICKET	22.19	1.23
BUS FARE OUTSIDE CITY	P/KM.	0.96	0.00
A/C BUS FARE OUTSIDE CITY	P/KM.	1.60	0.00
MINIBUS FARE MIN.WITH IN CITY	TICKET	15.45	1.78
MINIBUS FARE MAX.WITH IN CITY	TICKET	23.60	2.16
SUZUKI FARE MIN.WITH IN CITY	TICKET	11.79	0.51
SUZUKI FARE MAXIMUM W.IN CITY	TICKET	18.41	2.28
AIR FARE ECONOMY CLASS.	P/KM.	18.20	0.00
COMMUNICATION			
POSTAL ENVELOPE DOMESTIC	EACH	8.00	0.00
ENVELOPE FOR SAUDI ARABIA	EACH	49.00	0.25
POSTAL REGISTRATION CHARGES	EACH	28.00	0.00
U.M.S. REG CHARGES MIN.	EACH	58.18	0.00
T.C.S. CH. MIN.WITH IN ZONE	EACH	109.63	0.00
TELEPHONE CHARGES LOCAL CALL	P/CALL	3.94	0.00
TEL CHARGES OUT SIDE CITY	P/CALL	3.94	0.00
INTERNET CHARGES	P/HOUR	27.83	0.91
MOBILE CELL CHARGES	P/UNIT	3.07	0.00

Contd.

7.11 Intercity Consumer Prices July, 2014

Value in Rupees			
Description	Unit	Average	% Change
FAX CHARGES (LOCAL)	P/PAGE	16.81	0.00
TELEPHONE SET AV. QLTY	EACH	731.88	0.30
MOBILE SET NOKIA/SONY/ERICSON/SAMSUNG WITHOUT CAMERA	EACH	2781.77	-0.47
RECREATION AND CULTURE			
T.V. 20" COLORED WEGA H-A21.	EACH	19446.46	-0.21
T.V 20" COLOR CHINA/KORIA)	EACH	11242.71	0.00
V.C.P. PANASONIC/LG/NAT	EACH	5436.31	0.00
DVD/VCD PLAYER PANASONIC/LG	EACH	4109.99	0.00
RADIO WITH C.PLAYER NATIONAL	EACH	2221.79	-0.01
PERSONNEL COMPUTER (BRANDED)	EACH	43240.50	0.00
VID. CASSETTE BLK. TDK/SONY	EACH	144.90	0.49
COM. C.D. (TDK/IMATION)	EACH	53.39	0.00
TAPE RECORDER CASSETTE BLANK	EACH	46.44	0.00
VIDEO GAME SEGA 16 BYTE	EACH	1261.76	0.00
CINEMA A/C. HIGH CLASS	TICKET	87.79	0.00
CINEMA NON-A/C HIGH CLASS	TICKET	52.42	0.00
CABLE CHARGES	PER MONT	288.75	0.00
TV.LICENCE FEE DOMESTIC	YEARLY	420.00	0.00
ENGLISH BOOK CLASS V1	EACH	66.07	0.00
ENGLISH BOOK CLASS IX OR X	EACH	94.76	0.00
ENG. BOOK IST.YR COMPLETE SET	EACH	84.74	0.00
ENGLISH BOOK BA/B.SC	EACH	163.25	0.00
URDU BOOK CLASS V (T.B.BORD)	EACH	69.52	0.00
URDU BOOK CLASS IX/X(T.B.B)	EACH	101.19	0.00
URDU BOOK IST.YEAR/INTER	EACH	57.71	0.00
URDU BOOK BA/B.SC	EACH	144.50	0.00
MATHS BOOK CALSS V (T.B.B)	EACH	71.98	0.00
MATHS BOOK CLASS IX OR X	EACH	194.97	0.00
MATHS BOOK IST.YEAR (T.B.B)	EACH	140.62	0.00
PAKISTAN STUDIES BOOK BA/B.SC	EACH	146.75	0.00
DAILY "DAWN"	P/COPY	19.00	0.00
DAILY "JANG"	P/COPY	12.00	0.00
DAILY "NAWA-E-WAQT"	P/COPY	12.00	0.00
WEEKLY "AKHBAR-E-JAHAN"	P/COPY	55.00	0.00
WEEKLY "MAG"	P/COPY	45.00	0.00
MONTHLY "NAUNEHAL DIGEST"	P/COPY	35.00	0.00
PAPER FOOLSCAPE (27"x17")	QUIRE	36.89	0.00
EXERCISE.BOOK LINED 80/100 PGS	EACH	44.55	0.00
PENCILGOLDFISH/DEER	EACH	5.88	0.00
PEN INK DOLLOR 57 ML BOTTLE	EACH	21.13	0.00
PHOTOSTATE PAPER 70 GM	PRT	341.59	0.00
BALL PEN (local)	EACH	6.04	0.00
FOUNTAIN PEN HERO/WINGS/CHINA	EACH	41.61	1.22
EDUCATION			
PRIVATE SCHOOL FEE ENGLISH MEDIUM AVERAGE STANDARD (CLASS I)	PER MONTH	1152.51	0.22
PRIVATE SCHOOL FEE ENGLISH MEDIUM AVERAGE STANDARD (CLASS V)	PER MONTH	1281.69	0.20
PRIVATE SCHOOL FEE ENGLISH MEDIUM AVERAGE STANDARD (CLASS VI)	PER MONTH	1387.60	0.00
PRIVATE SCHOOL FEE ENGLISH MEDIUM AVERAGE STANDARD (CLASS X)	PER MONTH	1633.78	0.00
PRIVATE MEDICLE COLLEGE FEE MBBS (IST YEAR)	PER MONTH	43326.47	-0.21
PRIVATE ENGINEERING COLLEGE FEE (ISTR YEAR)	PER MONTH	11991.29	0.00
GOVT. COLLEGE FEE IST. YEAR	MONTH	44.99	1.03
GOVT. COLLEGE FEE 4TH. YEAR	MONTH	58.74	0.31
GOVT. UNIVERSITY FEE MSC.	MONTH	381.34	0.00
GOVT. MED. COLLEGE FEE MBBS	MONTH	1353.37	0.70
GOVT. ENGG. COLL. FEE I YEAR	MONTH	1111.98	3.37
COACHING FEE FOR CLASS IX/X	PER MONTH	1165.40	0.00
COACHING CHARGES FOR CLASS IST YEAR/INTER (SCIENCE)	PER MONTH	1678.28	0.00
COACHING CHARGES FOR CLASS IST YEAR/INTER (COMMERCE)	PER MONTH	1423.25	0.00
I.T. TUITION FEES	PER MONTH	2395.94	0.00
MBA TUITION FEES	PER MONTH	6078.09	0.31
RESTAURANTS AND HOTELS			
BREAD TANDOORI ST. SIZE	EACH	7.45	0.27
COOKED MUTTON (AV. HOTEL)	PLATE	133.47	0.38
COOKED BEEF (AV. HOTEL)	PLATE	81.13	0.00
COOKED DAL (AV. HOTEL)	PLATE	48.73	0.00

Contd.

7.11 Intercity Consumer Prices July, 2014

Value in Rupees			
Description	Unit	Average	% Change
CHICKEN BIRYANI FULL/DOUBLE	PLATE	123.32	0.00
TEA PREPARED (ORDINARY)	CUP	17.84	0.34
MISCELLANEOUS GOODS AND SERVICES			
HAIRCUT CHARGES FOR MEN	P/CUT	68.12	1.31
BEAUTY PORL HAIR STYL CHARGE	P/STY.	255.10	2.00
SHAVING CHARGES	PER SHV	35.65	0.71
LIPSTICK S.MISS/MEDORA	EACH	104.13	0.61
NAIL POLISH S.MISS/MEDORA	EACH	84.81	1.41
PERFUME MED.SIZE MEDORA/BROACH	EACH	154.07	0.00
HAIR-OIL AMLA/CHAMBELI	BOTTLE	105.25	0.48
TOILET SOAP LUX 95 GRAMS	EACH	40.38	0.00
TOILET SOAP LIFEBOUY 140 GRM	EACH	36.00	0.00
TOILET SOAP SAFEGUARD BATH SIZE	EACH	47.45	0.11
TOOTHPASTE MACKLINES 70 GRM	EACH	50.00	0.00
TOOTHPAST MED SIZE CLGATE 70 GMS	EACH	58.57	0.60
TOOTHBRUSH SHEILD A/PLAQUE	EACH	38.98	0.00
TOOTHPOWDER DENTONIC 90 GRM	EACH	25.45	0.28
HAIR-COLOUR BEGIN (6 GMS)	EACH	93.80	0.00
HAIR COLOUR (KALAKOLA)	BOTTLE	120.63	0.52
FACECREAM PONDS (MEDIUM)	EACH	110.88	0.00
TALC POWDER VICE ROAY,B.CAT	EACH	130.50	0.00
BLADE TREET ORDINARY 10'S	PKT.	33.51	0.18
BLADE 7-O-CLOCK STAIN. 5'S	PKT.	33.29	0.00
SHAMPOO SUNSILK/PAINTIN 100 ML	BOTTLE	108.03	0.23
BEAUTY CREAM (FAIR & LOVELY)	EACH	124.58	0.08
HAIR REMOVING CREAM (EU-CREAM)	TUBE	59.94	0.00
GEL MEDIUM SIZE	BOTTLE	88.75	0.00
DISPOSABLE RAZOR GILLET-II	EACH	38.75	0.00
SHAVING CREAM TOUCH-ME/ADM.	EACH	58.38	0.00
GOLD TEZABI 24 CT	10 GM.	41365.83	1.09
SILVER TEZABI 24 CT	10 GM.	676.46	1.52
ARTIFICIAL JEWELLARY SET	SET	670.56	2.19
WRIST WATCH GENTS CITIZEN (ORIGINAL) ***	EACH	3406.25	0.28
WRIST WATCH LADIES CITIZEN (ORIGINAL) ***	EACH	3385.00	0.37
WALL CLOCK QUARTZ AV.QLTY	EACH	516.21	0.00
SUITCASE REXIN (24"x16"x6")	EACH	1024.54	0.48
TRUNK MEDIUM SIZE ***	EACH	1548.17	0.31
PURSE LADIES (LEATHER) AVERAGE QUALITY	EACH	614.80	3.36

8. PUBLIC FINANCE

8.1 Customs Revenue Receipts

(Million Rupees)

S.No.	Description	Annual				
		2009-10	2010-11	2011-12	2012-13	2013-14
1	Meat, fish and their preparations	41.12	54.90	93.75	151.69	253.87
2	Milk, butter, cheese and honey	1370.56	2769.09	2478.59	2235.00	2879.15
3	Fruits, nuts and vegetables	1340.92	1265.68	1427.16	1554.43	2368.46
4	Coffee, nuts and vegetables	2736.07	3542.19	3547.64	3730.56	3713.70
5	Oil-seeds and miscellaneous fruits	100.26	150.60	120.73	146.20	176.67
6	Vegetable plaiting materials	442.08	472.21	616.43	868.55	998.91
7	Animal and vegetable fats and oil	15512.16	17262.76	18417.04	20247.00	20658.72
8	Sugar and confectionery	211.88	285.07	372.89	291.17	383.73
9	Edible, preparation of cereal & vegetables	2452.93	2862.84	2916.04	3099.12	3991.29
10	Beverages, spirits and vinegars	160.84	221.28	192.14	176.65	179.36
11	Residues on waste from the food industries prepared animal fodder	91.93	61.26	53.16	59.44	141.58
12	Tobacco	256.98	494.52	251.94	144.14	213.57
13	Mineral, fuel, oils and products thereof	19021.22	21401.96	19140.05	20398.80	16760.58
14	Chemicals and chemical products	6666.36	6870.42	6798.82	7327.76	8239.32
15	Pharmaceutical products	1429.65	1565.36	1822.78	1893.71	2111.88
16	Dyes, colours, paints and varnishes	2418.02	2681.43	2538.32	2671.14	3611.13
17	Perfumery, soap and toilet preparations	4303.13	4908.71	3912.94	3778.08	4894.55
18	Albuminodal substances modified stareehes gulesenzymes	174.67	196.53	202.99	215.36	287.14
19	Matches and other explosives	34.88	39.84	22.32	22.61	25.30
20	Photographic and cinematographic goods	1250.49	1336.10	1178.39	1254.43	1583.89
22	Rubber and articles thereof	1710.06	2147.93	2352.45	8820.77	2395.14
23	Leather articles and footwear	1139.60	1835.37	1937.81	2143.80	2051.86
24	Wood & articles of wood wood charcoal	481.10	552.34	557.80	2010.44	542.99
25	Wood, paper and stationery	5001.87	7423.54	6730.50	475.48	6085.09
26	Silk yarn and fabrics	146.12	205.57	130.81	5357.43	139.29
27	Fabrics of wool, flax ramle metal vegetable	262.87	394.64	473.08	136.97	706.41
28	Cotton, Textile fabrics, Paper Yarn	91.55	340.77	786.13	490.74	2065.56
29	Yarn and fabrics of man-made fiber	4072.87	7666.13	7616.66	1422.08	8773.16
30	Carpets & other floor covering	289.14	345.04	432.76	6523.28	285.80
31	Special Woven Fabrics and Variety (58)	222.49	388.49	434.56	274.42	352.95
31	Plastic and articles thereof	7219.28	8831.53	8807.12	349.73	11055.67
32	Textile articles including knitted & crocheted goods	1323.39	2142.72	2254.15	1969.33	2627.81
33	Other madeup textile articles, set worm clothing & textile articles rugs	762.91	1255.90	1336.37	1093.49	1375.49
34	Glass and earthen-ware	2794.13	3132.55	3522.41	3198.22	4459.56
35	Precious metal, stones, pearls & imitation jewellery	90.78	95.09	28.71	40.01	65.58
36	Iron and steel manufactures	10920.60	9677.83	10048.48	10545.65	9211.16
37	Metals other than gold,silver,iron & steel	999.53	1386.38	1144.22	1253.23	1866.33
38	Cutlery, tools articles of base metals	847.20	1038.53	1002.80	1015.61	1324.08
39	Machinery and mechanical appliances	10468.17	10928.56	11605.92	12362.55	13742.20
40	Electric machinery and equipment	9442.90	9528.38	9928.03	10396.39	11325.52
41	Railway and tramway plant and rolling stock	29.06	25.04	125.87	393.05	447.75
42	Motor and other vehicles	25234.13	28097.49	43090.45	42305.56	36314.43
43	Ships, boats and aircraft's	60.68	136.17	117.96	108.57	79.44
44	Clocks and watches and parts thereof	56.51	66.18	47.19	60.14	66.04
45	Arms and ammunitions	371.66	498.63	464.96	507.58	317.19
46	Toys, games and sports goods	408.91	416.83	324.33	278.43	346.34
47	Sub-total (1 to 46)	144463.66	167000.38	181405.65	183798.79	191495.64
48	All other articles	22808.02	26179.32	46869.49	66022.29	58234.50
49	Gross Collection (47 to 48)	167271.68	193179.70	228275.14	249821.08	249730.14
50	Refund & Rebates	5782.91	8527.42	8453.67	10362.12	8731.76
51	Net collection (54-55)	161488.77	184652.28	219821.47	239458.96	240998.38
52	Total imports duty	156554.36	179722.75	213285.30	...	233783.87
53	1 % Ware House Charges	995.88	1598.29	1660.09	...	1182.93
54	Miscellaneous	2987.49	3636.25	3870.35	...	4469.01
55	Export duties	862.40	390.71	471.07	...	475.78
56	25% Export Development Charges	3691.55	5174.30	5291.13	...	6119.22
57	Regularity Duty	2179.98	2544.84	2111.14	...	3699.32

Contd.

8.1 Customs Revenue Receipts

(Million Rupees)

S.No.	Description	Monthly			
		Jul, 2013	Aug. 2013	Sep, 2013	Oct, 2013
1	Meat, fish and other preparations	9.15	14.88	16.89	21.76
2	Milk, Butter, Cheese and Honey	189.05	146.51	203.67	127.17
3	Fruits, nuts and vegetables	172.87	169.33	154.30	196.76
4	Coffee, nuts and vegetables	249.04	231.81	316.87	234.07
5	Oil-seeds & miscellaneous fruits	13.91	10.84	12.83	10.5
6	Vegetable plaiting Materials	74.20	87.79	85.17	99.32
7	Animal and vegetable fats and oil	1977.76	1718.68	1438.33	1660.22
8	Sugar and confectionery	33.50	23.26	20.77	19.53
9	Edible, preparation of cereals and vegetables	329.20	218.23	309.15	300.57
10	Beverages, spirits and vinegars	12.20	11.39	6.92	13.76
11	Residues an Waste from the food industries, Prepared animal fodder	2.08	3.79	11.96	6.13
12	Tobacco	23.03	13.94	28.24	25.86
13	Minerals, fuel, oils and products thereof	1007.48	1073.70	1553.46	1332.55
14	Chemicals and chemicals products	602.05	639.09	583.86	633.69
15	Pharmaceutical products	130.83	140.06	163.41	190.52
16	Dyes, colours, paints and varnishes	275.32	249.04	235.68	254.33
17	Perfumery, soap and toilet preparations	332.27	329.41	316.60	307.82
18	Albuminoidal substances modified stareches, glues,enzymes	16.54	22.04	17.55	18.61
19	Matches and other explosives	0.58	0.02	1.79	1.39
20	Photographic and cinematographic goods	166.61	132.50	109.39	88.72
21	Plastic and articles thereof	833.10	740.00	783.87	720.55
22	Rubber and articles thereof	176.50	175.79	179.67	187.23
23	Leather articles and footwear	196.59	153.15	217.15	168.99
24	Wood & articles of wood; wood charcoal	36.02	33.84	25.22	42.63
25	Wood, paper and stationery	404.23	448.94	483.22	391.84
26	Silk yarn and fabrics	6.46	9.89	15.12	12.47
27	Fabrics of Wool, flax, ramle metal, vegetable	42.93	46.23	44.65	43.16
28	Cotton, textile, fibre & other paper & veg yarn	136.94	190.17	150.00	132.46
29	Yarn and fabrics of man-made fiber	535.92	585.01	634.92	612.49
30	Carpets & other floor covering	23.16	24.59	14.60	18.48
31	Special Woven Fabrics and Variety	27.94	29.29	28.62	25.25
32	Textile articles including knitted & crocheted goods	184.49	147.42	200.79	185.69
33	Other made up textile articles;set;worn colothng & textile articles;rugs	110.66	94.32	97.67	109.78
34	Glasses and earthen/ware	326.11	337.29	330.45	276.15
35	Precious metals,stones,pearls & imitation jewellery	4.86	4.00	6.53	3.68
36	Iron & steel manufactures thereof	601.67	565.94	673.67	549
37	Metals other than gold, silver, iron & steel	96.60	116.20	126.92	127.56
38	Cutlery, tools articles of base metals	107.21	71.30	82.28	105.54
39	Machinery and mechanical appliances	844.51	1002.05	1092.32	925.94
40	Electric machinery and equipment	782.90	777.31	730.31	689.75
41	Railway and tramway plant and rolling stock	1.14	3.21	11.52	4.31
42	Motor and other vehicles	2635.11	2949.76	2767.69	2343.7
43	Ships, boats and Air crafts	1.73	7.11	6.23	0.97
44	Clocks, watches and parts thereof	2.81	7.01	2.59	3.99
45	Arms and ammunitions	20.54	18.34	15.07	17.59
46	Toys, games and sports goods	34.41	19.92	19.93	27.01
47	Sub total (1 to 46)	13792.21	13794.39	14327.85	13269.49
48	All other articles	3023.00	3564.99	6355.30	4352.01
49	Total Import Duty
50	Warehouse Charges
51	Regularly Duty
52	Miscellienous
53	0.25 % Export Development Charges
54	Export Duties
55	Gross	16815.21	17359.38	20683.15	17621.50
56	Refund	70.27	193.95	15.46	230.93
57	Rebate	460.24	1163.58	543.87	940.63
58	Refund & Rebate	530.51	1357.53	559.33	1171.56
59	Net	16284.70	16001.85	20123.82	16449.94

Contd.

8.1 Customs Revenue Receipts

(Million Rupees)

S.No	Description	Monthly			
		Nov, 2013	Dec, 2013	Jan,2014	Feb,2014
1	Meat, fish and other preparations	32.52	35.35	32.94	22.62
2	Milk, Butter, Cheese and Honey	379.57	288.16	312.07	277.82
3	Fruits, nuts and vegetables	213.28	148.76	194.20	193.84
4	Coffee, nuts and vegetables	290.14	299.14	385.08	385.55
5	Oil-seeds & miscellaneous fruits	14.76	20.07	22.27	11.37
6	Vegetable plaiting Materials	81.35	88.52	99.57	92.50
7	Animal and vegetable fats and oil	1700.2	1595.33	1819.06	1449.54
8	Sugar and confectionery	22.02	26.43	39.63	42.82
9	Edible, preparation of cereals and vegetables	279.87	295.98	435.62	319.72
10	Beverages, spirits and vinegars	12.97	6.47	24.03	12.86
11	Residues an Waste from the food industries, Prepared animal fodder	9.5	4.2	10.15	8.58
12	Tobacco	6.64	15.07	17.14	13.29
13	Minerals, fuel, oils and products thereof	1777	1582.01	978.80	2048.10
14	Chemicals and chemicals products	630.57	666.24	756.28	703.27
15	Pharmaceutical products	209.33	207.02	173.60	161.30
16	Dyes, colours, paints and varnishes	290.45	315.44	350.96	311.48
17	Perfumery, soap and toilet preparations	425.86	349.31	461.16	450.68
18	Albuminoidal substances modified starches, glues,enzymes	22.79	21.36	28.41	27.11
19	Matches and other explosives	3.9	0.21	2.51	0.22
20	Photographic and cinematographic goods	140.22	124.81	137.66	151.16
21	Plastic and articles thereof	834.24	890.11	1050.62	978.07
22	Rubber and articles thereof	230.39	225.18	242.94	211.04
23	Leather articles and footwear	181.09	141.43	150.31	223.06
24	Wood & articles of wood; wood charcoal	47.07	60.07	41.45	44.14
25	Wood, paper and stationery	529.92	476.82	500.87	545.86
26	Silk yarn and fabrics	3.86	10.44	9.32	18.38
27	Fabrics of Wool, flax, ramle metal, vegetable	48.98	48.16	72.87	79.65
28	Cotton, textile, fibre & other paper & veg yarn	171.08	165.49	146.52	167.00
29	Yarn and fabrics of man-made fiber	711.39	697.47	946.53	840.26
30	Carpets & other floor covering	21.56	19.07	26.10	22.77
31	Special Woven Fabrics and Variety	31.96	29.07	31.82	25.48
32	Textile articles including knitted & crocheted goods	202.34	251.86	256.56	247.26
33	Other made up textile articles;set;worn colothing & textile articles;rugs	141.53	152.15	148.64	105.74
34	Glasses and earthen/ware	326.11	371.61	465.09	431.32
35	Precious metals,stones,pearls & imitation jewellery	5.05	4.03	4.30	5.50
36	Iron & steel manufactures thereof	833.05	720.18	855.07	634.79
37	Metals other than gold, silver, iron & steel	147.09	144.23	206.34	224.91
38	Cutlery, tools articles of base metals	103.1	91.37	141.08	124.87
39	Machinery and mechanical appliances	1162.79	1111.75	1277.62	1341.85
40	Electric machinery and equipment	904.75	887.17	989.67	928.40
41	Railway and tramway plant and rolling stock	20.23	19.56	53.35	5.88
42	Motor and other vehicles	3098.45	2443.91	3670.28	2917.22
43	Ships, boats and Air crafts	11.03	3.89	3.06	1.27
44	Clocks, watches and parts thereof	6.43	8.57	5.90	4.46
45	Arms and ammunitions	17.37	34.53	23.09	36.83
46	Toys, games and sports goods	25.81	29.49	33.66	28.70
47	Sub total (1 to 46)	16359.61	15127.49	17634.20	16878.54
48	All other articles	2996.06	8146.06	2214.31	1811.52
49	Total Import Duty	18184.41	22100.53	18631.65	17053.20
50	Warehouse Charges	84.01	113.87	96.82	101.20
51	Regularity Duty	319.21	188.38	255.12	566.26
52	Miscellienous	233.84	293.72	273.14	394.76
53	0.25 % Export Development Charges	519.54	529.47	533.45	521.79
54	Export Duties	14.65	47.56	58.30	52.83
55	Gross	19355.64	23273.54	19848.48	18690.04
56	Refund	17.48	37.27	19.96	15.34
57	Rebate	603.04	742.89	897.15	799.51
58	Refund & Rebate	620.52	780.16	917.11	814.85
59	Net	18735.12	22493.38	18931.37	17875.19

Contd.

8.1 Customs Revenue Receipts

(Million Rupees)

S.No	Description	Monthly				
		Mar,2014	Apr,2014	May,2014	Jun,2014	Jul,2014
1	Meat, fish and other preparations	16.70	22.21	14.05	14.84	12.98
2	Milk, Butter, Cheese and Honey	266.93	133.68	282.79	271.74	427.71
3	Fruits, nuts and vegetables	234.99	305.55	194.91	189.68	262.03
4	Coffee, nuts and vegetables	358.68	308.61	303.36	351.35	283.77
5	Oil-seeds & miscellaneous fruits	10.63	8.11	12.78	28.60	19.74
6	Vegetable plaiting Materials	110.75	83.51	46.12	50.11	58.24
7	Animal and vegetable fats and oil	1567.08	1802.42	1344.88	2585.21	1352.52
8	Sugar and confectionery	35.96	36.4	43.77	39.63	43.18
9	Edible, preparation of cereals and vegetables	395.18	436.68	310.4	360.69	423.37
10	Beverages, spirits and vinegars	14.23	16.83	30.13	17.87	17.77
11	Residues an Waste from the food industries, Prepared animal fodder	19.59	16.22	7.27	42.13	250.55
12	Tobacco	21.65	15.72	3.74	29.26	4.64
13	Minerals, fuel, oils and products thereof	1258.04	575.51	1854.4	1719.55	404.45
14	Chemicals and chemicals products	805.69	794.45	757.32	666.81	755.49
15	Pharmaceutical products	188.93	201.58	191.63	153.68	190.44
16	Dyes, colours, paints and varnishes	308.93	326.89	345.83	346.80	344.16
17	Perfumery, soap and toilet preparations	461.02	474.55	536.36	449.51	449.21
18	Albuminoidal substances modified starches, glues,enzymes	27.06	34.66	24.68	26.33	43.94
19	Matches and other explosives	1.84	12.72	0.07	0.07	0.34
20	Photographic and cinematographic goods	130.31	144.13	113.82	144.56	146.92
21	Plastic and articles thereof	1004.41	980.76	1103.6	1136.35	1052.05
22	Rubber and articles thereof	179.29	192.31	171.73	223.08	236.40
23	Leather articles and footwear	61.62	119.87	190.13	248.47	224.64
24	Wood & articles of wood; wood charcoal	46.41	60.84	49.56	55.75	50.18
25	Wood, paper and stationery	540.89	555.57	603.56	603.37	605.24
26	Silk yarn and fabrics	6.77	12.75	12.36	21.48	21.54
27	Fabrics of Wool, flax, ramle metal, vegetable	50.92	73.59	81.25	74.03	74.60
28	Cotton, textile, fibre & other paper & veg yarn	108.81	266.55	317.3	113.25	72.30
29	Yarn and fabrics of man-made fiber	732.85	854.56	831.16	790.60	1090.82
30	Carpets & other floor covering	32.97	28.18	30.54	23.80	26.47
31	Special Woven Fabrics and Variety	23.82	29.42	36.08	34.21	41.96
32	Textile articles including knitted & crocheted goods	179.93	219.66	275.75	276.07	246.39
33	Other made up textile articles;set;worn colothing & textile articles;rugs	100.54	95.37	108.31	110.79	86.55
34	Glasses and earthen/ware	352.24	428.19	418.61	396.39	477.58
35	Precious metals,stones,pearls & imitation jewellery	3.47	5.95	5.57	12.63	9.93
36	Iron & steel manufactures thereof	830.21	875.39	1062.45	1009.74	926.77
37	Metals other than gold, silver, iron & steel	201.53	141.58	172.24	161.12	162.86
38	Cutlery, tools articles of base metals	107.49	117.84	131.5	140.52	136.48
39	Machinery and mechanical appliances	1153.93	1197.33	1320.77	1311.33	1290.88
40	Electric machinery and equipment	919.89	938.05	1161.31	1616.02	1772.51
41	Railway and tramway plant and rolling stock	7.52	216.85	2.1	102.07	197.67
42	Motor and other vehicles	3473.89	3010.08	2849.85	4154.50	2490.15
43	Ships, boats and Air crafts	2.21	3.98	4.22	33.74	17.44
44	Clocks, watches and parts thereof	6.75	5.7	7.62	4.21	4.33
45	Arms and ammunitions	26.03	52.06	16.93	38.82	12.76
46	Toys, games and sports goods	17.31	34.19	37.08	38.82	41.25
47	Sub total (1 to 46)	16405.89	16267.05	17419.89	20219.58	16861.20
48	All other articles	6609.20	6609.31	4302.29	12152.68	1053.88
49	Total Import Duty	21670.70	17630.14	20353.8	30091.19	16880.19
50	Warehouse Charges	99.04	108.59	97.63	71.64	51.06
51	Regularity Duty	160.35	355.07	267.08	362.43	374.05
52	Miscellienous	507.01	348.68	439.57	1199.07	206.77
53	0.25 % Export Development Charges	524.33	489.93	509.18	557.62	392.42
54	Export Duties	53.75	41.48	54.93	90.28	10.59
55	Gross	23015.18	18973.89	21722.19	3272.23	17915.08
56	Refund	21.85	15.66	17.99	45.48	97.21
57	Rebate	625.33	550.22	535.5	167.88	1038.57
58	Refund & Rebate	647.18	565.88	553.49	213.36	1135.78
59	Net	22368.00	18408.01	21168.70	3058.87	16779.30

Source: Federal Board of Revenue, Islamabad.

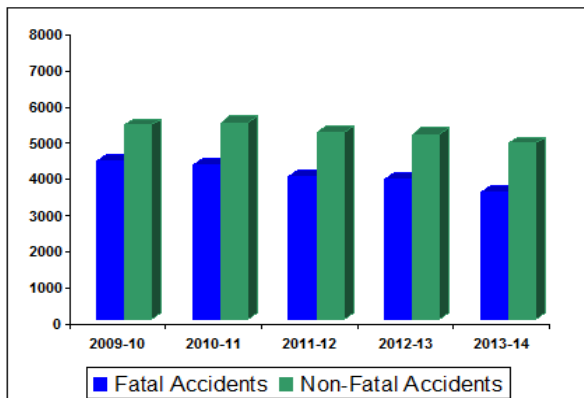
9. SOCIAL

9.1 Data on Traffic Accidents

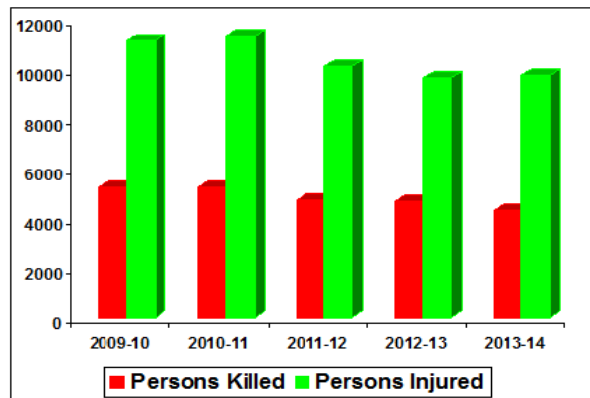
Year/Month	Total Number of Accidents	Accident		Persons		Total Number of Vehicles Involved
		Fatal	Non - Fatal	Killed	Injured	
PAKISTAN						
2009-10	9747	4378	5369	5280	11173	10496
2010-11	9723	4280	5443	5271	11383	10822
2011-12	9140	3966	5174	4758	10145	9986
2012-13*	8988	3884	5104	4719	9710	9876
2013-14	8359	3500	4859	4348	9777	9423
2013 Jul	766	319	447	397	912	847
Aug	840	355	485	415	938	931
Sep	816	364	452	430	793	920
Oct	827	345	482	410	969	906
Nov	704	289	415	356	814	798
Dec	717	326	391	381	810	802
2014 Jan	723	329	394	392	807	791
Feb	504	199	305	258	643	561
Mar	526	217	309	290	654	611
Apr	607	235	372	331	759	705
May	617	231	386	311	773	730
Jun	712	291	421	377	905	821
Jul	674	265	409	336	752	778

TRAFFIC ACCIDENTS

Number



Number



Note: Data from July,2012 onward includes ICTs.

* Included Islamabad

Contd.

9.1 Data on Traffic Accidents

Year/Month	Total Number of Accidents	Accident		Persons		Total Number of Vehicles Involved
		Fatal	Non - Fatal	Killed	Injured	
2012-13	201	107	94	109	180	212
2013-14	256	120	136	132	206	256
ISLAMABAD						
2013 Jul	30	15	15	15	14	30
Aug	23	10	13	10	13	23
Sep	24	14	10	17	7	24
Oct	29	13	16	14	20	29
Nov	16	6	10	6	13	16
Dec	18	9	9	12	16	18
2014 Jan	21	14	7	17	36	21
Feb	16	5	11	5	20	16
Mar	13	5	8	5	13	13
Apr	24	10	14	12	23	24
May	22	8	14	8	18	22
Jun	20	11	9	11	13	20
Jul	17	12	5	13	17	18
PUNJAB						
2009-10	5344	2590	2754	3083	5856	5344
2010-11	5420	2591	2829	3167	5809	5420
2011-12	4990	2361	2629	2888	5071	4990
2012-13	4587	2213	2374	2692	4515	4587
2013-14	3696	1717	1979	2145	3941	3696
2013 Jul	352	169	183	216	367	352
Aug	357	176	181	203	373	357
Sep	388	189	199	232	384	388
Oct	390	167	223	193	391	390
Nov	336	148	188	180	335	336
Dec	327	170	157	207	355	327
2014 Jan	350	178	172	217	394	350
Feb	203	93	110	136	252	203
Mar	233	102	131	123	295	233
Apr	258	106	152	135	232	258
May	235	101	134	145	273	235
Jun	267	118	149	158	290	267
Jul	235	113	122	140	216	235
SINDH						
2009-10	1465	883	582	1031	1261	1580
2010-11	1270	758	512	927	1071	1541
2011-12	1054	681	373	756	681	1121
2012-13	935	582	353	696	637	960
2013-14	945	613	332	791	893	1103
2013 Jul	81	52	29	58	74	81
Aug	85	54	31	65	52	85
Sep	93	65	28	68	38	97
Oct	94	66	28	80	75	95
Nov	72	48	24	66	60	83
Dec	97	59	38	66	59	103
2014 Jan	79	53	26	59	54	92
Feb	66	39	27	50	42	83
Mar	70	43	27	56	62	88
Apr	66	42	24	98	158	92
May	72	45	27	55	83	113
Jun	70	47	23	70	136	91
Jul	72	46	26	60	51	84

Contd.

9.1 Data on Traffic Accidents

Year/Month	Total Number of Accidents	Accident		Persons		Total Number of Vehicles Involved
		Fatal	Non - Fatal	Killed	Injured	
KHYBER P.K.						
2009-10	2559	712	1847	921	3560	3128
2010-11	2722	773	1949	986	4153	3479
2011-12	2772	785	1987	953	3913	3501
2012-13	2968	846	2122	1059	4016	3736
2013-14	3120	877	2243	1033	4257	3934
2013 Jul	271	70	201	95	428	345
Aug	335	95	240	111	458	417
Sep	276	80	196	95	329	366
Oct	286	85	201	94	408	356
Nov	256	75	181	87	373	336
Dec	250	74	176	82	351	322
2014 Jan	252	71	181	83	303	306
Feb	199	50	149	52	292	233
Mar	184	50	134	59	253	239
Apr	230	61	169	70	306	298
May	261	67	194	91	360	328
Jun	320	99	221	114	396	388
Jul	326	83	243	112	444	411
BALUCHISTAN						
2009-10	379	193	186	245	496	444
2010-11	311	158	153	191	350	382
2011-12	324	139	185	161	480	374
2012-13	297	136	161	163	362	381
2013-14	342	173	169	247	480	434
2013 Jul	32	13	19	13	29	39
Aug	40	20	20	26	42	49
Sep	35	16	19	18	35	45
Oct	28	14	14	29	75	36
Nov	24	12	12	17	33	27
Dec	25	14	11	14	29	32
2014 Jan	21	13	8	16	20	22
Feb	20	12	8	15	37	26
Mar	26	17	9	47	31	38
Apr	29	16	13	16	40	33
May	27	10	17	12	39	32
Jun	35	16	19	24	70	55
Jul	24	11	13	11	24	30

Source: Provincial Police Departments & ICT Police.

9.2 Data on Telecommunication 2014

Months	Distribution of Cellular Mobile Subscribers					
	Total	Moblink	Zong	Ufone	Telenor	Warid
January	133,606,004	37,617,798	24,366,879	25,033,285	33,748,975	12,839,067
February	134,609,592	37,775,100	24,901,387	24,557,841	34,491,019	12,884,245
March	136,469,886	38,154,534	25,594,413	24,570,563	35,210,948	12,939,428
April	137,683,211	38,300,475	25,981,940	24,572,998	35,876,539	12,951,259
May	139,198,479	38,444,357	26,736,308	24,645,598	36,311,451	13,060,765
June	139,974,754	38,768,346	27,197,048	24,352,717	36,571,820	13,084,823
July	140,022,516	38,914,005	27,411,737	24,176,583	36,523,951	12,996,240
August						
September						
October						
November						
December						

Source : Pakistan Telecommunication Authority, Islamabad.

9.3 Visitors at Archaeological Museum in Pakistan

Area/ attraction	May,2014		June,2014		July,2014	
	Foreigner	National	Foreigner	National	Foreigner	National
PAKISTAN	788	123107	823	140317	562	109654
ISLAMABAD	214	58264	271	68436	112	21292
Pakistan Museum of Natural History	10	5660	18	8160	14	1052
Lok Virsa Heritage Museum	85	9666	139	15653	56	8632
Pakistan Monument Museum	119	42938	114	44623	42	11608
PUNJAB	445	45639	493	56365	375	70209
Lahore Museum Lahore	192	17165	221	21310	105	15065
Allama Iqbal Library & Museum, Sialkot.	3	400	4	585	3	620
Museum, Taxila, Rawalpindi	135	8128	177	11916	193	6511
Museum, Harappa, Sahiwal.	7	1949	3	4543	8	16849
Allama Iqbal Museum, Javaid Manzil, Lahore	3	1120	1	953	-	851
PMDC Khewara Mines Museum, Chakwal	105	16877	87	17058	66	30313
SINDH	123	17657	56	14033	73	17667
National Museum of Pakistan, Karachi	15	8255	-	3940	-	2199
Sindh Provincial Museum, Hyderabad.	48	2943	25	2640	19	2821
Museum, Banbhore, Thatta.	-	397	1	489	-	1131
Museum, Moenjodaro, Larkana.	2	4447	-	4337	4	7383
Museum Umerkot, Tharparkar.	3	1255	-	2147	-	3971
Quid-e-Azam Birth Place, Karachi.	*	*	*	*	*	*
Quid-e-Azam House Museum, Karachi.	55	360	30	480	50	162
KHYBER PAKHTUNKHWA	6	1470	3	1433	2	411
Peshawar Museum, Peshawar.	5	1276	3	1103	2	311
Museum Saidu Sharif, Swat.	NIL	NIL	NIL	NIL	Nil	Nil
Dir Museum, Chakdara	1	194	-	330	-	100
BALUCHISTAN	-	77	-	50	-	75
Museum Balochistan, Quetta.	-	77	-	50	-	75

* = Quaid-e-Azam Birth place is closed for purpose of renovation work therefore no person visited the monument
 NIL = Due to Law and order situation.

Source:-Department of Archaeology and Museum,
 Government of Pakistan & Provincial Government

9.4 Visitors at Heritage Site in Pakistan During

Area/ attraction	May,2014		June,2014		July,2014	
	Foreigner	National	Foreigner	National	Foreigner	National
PAKISTAN	740	140086	449	96895	455	189849
PUNJAB	670	123914	410	81447	426	153372
Jhangirs Tomb, Lahore	60	6000	15	5487	15	33000
Shalimar Garden, Lahore	35	5500	25	4500	50	38353
Royal Fort (Shahi Qila), Lahore	413	98337	189	52401	160	36944
Hiran Minar & Tank, Sheikhpura	20	4000	1	2600	-	21715
Harappa, Sahiwal	7	1949	3	4543	8	16849
Taxila, Rawalpindi	135	8128	177	11916	193	6511
SINDH	5	9099	1	11973	4	14065
Banbhore , Thatta.	-	397	1	489	-	1131
Makli Hill Monument, Thatta	-	3000	-	5000	-	1580
Moenjodaro, Larkana.	2	4447	-	4337	4	7383
Umerkot Fort, Tharparkar.	3	1255	-	2147	-	3971
KHYBER PAKHTUNKHWA.	65	7073	38	3475	25	22412
Remains of Takht-i-Bhai, Mardan	5	6550	3	3200	-	22200
Butkara Site Museum, Saidu Sharif, Swat	-	23	-	25	-	12
Julian Site, Haripur	60	500	35	250	25	200
BALUCHISTAN	-	-	-	-	-	-

Source: Department of Archaeology and Museum.
Government of Pakistan & Provincial Government.

10. TRADE

10.1 Value of Foreign Trade

(Million Rupees)

Year / Month	Exports	Re-Exports	Imports	Re-Imports	Balance of Trade
2009-10	1617457.6	23470.1	2910975.3	14.3	-1270061.9
2010-11	2120846.7	30576.3	3455285.6	2072.6	-1305935.2
2011-12	2110605.5	18570.2	4009093.0	--	-1883049.0
2012-13	2366477.8	9946.3	4349879.5	--	-1973455.4
2013-14	2583463.2	16369.1	4630520.8	1855.7	-2,032,544.2
2013 Jun	214326.5	2261.2	388358.4	--	-171770.7
Jul	210465.3	24.5	383244.9	--	-172755.1
Aug	204136.9	1273.1	367645.0	--	-162235.0
Sep	275482.9	433.9	399041.6	--	-123124.8
Oct	197939.6	22.7	348471.0	--	-150508.7
Nov	193,132.7	796.3	392,509.9	-	-198,580.9
Dec	241,842.6	1,544.2	380,944.2	-	-137,557.4
2014 Jan	214,541.9	2,618.4	435,970.2	25.0	-218,834.9
Feb	227,292.7	1,226.4	377,909.2	22.4	-149,412.5
Mar	223104.2	2577.1	362608.8	22.3	-136,949.8
Apr	185,909.4	2396.8	395104.7	113.5	-206,912.0
May	208,315.8	3769.7	361817.2	2.1	-149,733.8
Jun *	198,680.7	2303.5	425228.9	1695.5	-225,940.2

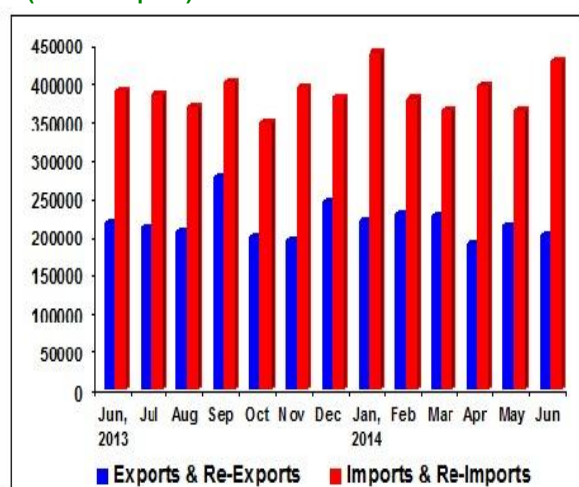
* Provisional

VALUE OF FOREIGN TRADE

(Million Rupees)



(Million Rupees)



10.2 Exports by Commodity/Group

(Million Rupees)

Year/Month	Raw Cotton	Cotton Fabrics	Cotton Yarn and Thread	Knitwear	Bedwear	Woollen Carpets & Rugs	Leather	Rice	Fish & Fish Preparations	Fruits & Vegetables	Sports goods
2009-10	16365.5	150935.5	120767.9	147864.8	146195.1	11119.1	28698.3	183370.3	19049.8	30243.8	25020.8
2010-11	31168.4	224257	188271.8	197144.5	178596	11034.4	39744.3	184674.6	25313.9	47895.6	28208.4
2011-12	41392.6	218159.8	163403.5	176652.4	155108.3	10113.5	39841.2	184405	28597.6	48321.8	30241
2012-13	14888.1	260237.5	219017	197434.3	172724.2	11484.6	48455.7	186623.1	30759.1	62126.8	32375.2
2013-14	21352.5	285130.2	207199.9	235564.7	219961.7	12616.2	56496.4	222906.7	37917.6	66703.9	37259.6
2013 Jun	710.3	21992.4	18930.5	19686.1	15092.7	1025.1	5033.8	16141.8	2597.7	4636.2	3164.8
Jul	879.6	23139.6	20740.6	19715.9	17182.2	1008.4	4533.7	15154.0	2019.9	4410.0	3023.9
Aug	2532.4	24235.7	19904.6	18814.7	15188.3	861.4	4106.3	11640.3	2394.4	4551.9	2130.7
Sep	3396.8	27578.8	21064.4	19969.4	26637.1	1021.1	4620.3	14811.3	4409.1	4407.4	3234.5
Oct	1691.8	27969.1	18290.4	20122.3	17387.2	1142.9	4209.0	14828.6	3555.9	3158.4	1919.1
Nov	3,269.7	20,535.4	14,937.1	17,068.7	16,817.9	1,431.7	3,887.3	14,791.7	3,093.1	4,893.1	2,070.2
Dec	2,876.5	26,186.3	20,046.9	21,784.5	20,047.3	1,632.9	5,013.0	28,049.8	3,760.3	8,715.9	3,567.5
2014 Jan	1,600.4	22,358.8	14,196.4	19,638.3	18,468.8	829.0	4,012.3	28,224.3	1,872.6	11,006.7	2,925.7
Feb	949.8	25,195.3	17,868.1	18,398.4	17,692.2	1,114.9	4,796.9	25,052.9	2,478.5	8,817.7	3,570.0
Mar	1,885.9	24,921.0	18,762.0	18,398.4	18,533.1	913.1	5,283.2	21,663.6	3,069.5	7,078.2	3,529.0
Apr	1,381.7	21,209.4	13,349.7	16,875.5	15,509.6	870.4	4,988.7	17,870.3	3,836.9	3,777.0	4,012.3
May	752.2	22,338.1	14,704.1	24,682.8	18,870.4	1,051.2	5,943.4	16,072.9	4,180.2	3,219.6	3,781.1
Jun *	135.7	19,462.9	13,335.5	20,095.7	17,627.5	739.2	5,102.2	14,747.0	3,247.0	2,668.0	3,495.5

* Provisional

10.3 Imports by Commodity/Group

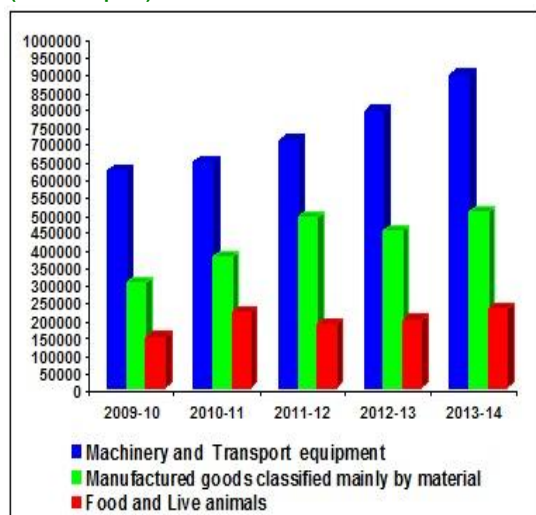
(Million Rupees)

Year/Month	Machinery and Transport equipment	Manufactured goods classified mainly by material	Food and Live animals	Chemicals	Mineral Fuels, Lubricants and related materials	Animal or Vegetable oils & fats
2009-10	616893.3	294972.2	141005.7	492227.1	883653.4	120975.4
2010-11	639389.0	369322.2	214132.4	528988.9	1084764.7	190133.7
2011-12	699993.9	482498.6	179555.6	637823.7	1420173.6	228731.4
2012-13	783966.3	444919.9	190555.4	621466.0	1504034.0	205311.0
2013-14	886479.3	496850.9	221052.9	691397.7	1570968.0	213427.6
2013 Jun	74033.1	41742.8	14626.9	62358.1	125140.5	13020.3
Jul	60541.1	32194.6	12431.6	51923.4	133224.5	19743.7
Aug	68993.0	32652.1	13439.7	51909.9	140751.1	16976.9
Sep	81804.4	36205.8	20413.5	56663.9	144168.3	14752.8
Oct	68217.6	35722.2	19060.5	52558.6	126158.0	17348.1
Nov	67752.0	43246.2	19899.0	64561.9	143066.2	18397.2
Dec	76466.1	42969.8	21181.1	62938.5	118317.5	13919.8
2014 Jan	94941.2	47693.4	21282.4	69775.1	130415.0	19813.3
Feb	65719.5	41569.2	18029.9	50805.3	132054.1	15645.9
Mar	66202.0	49455.2	22109.7	57946.6	102889.0	16516.7
Apr	80773.6	45007.3	17651.1	56791.1	130314.2	18553.8
May	71020.1	44858.7	14418.7	57466.7	121108.5	14707.6
Jun *	84,048.6	45,276.6	21,065.8	58,056.7	148,501.6	27,051.9

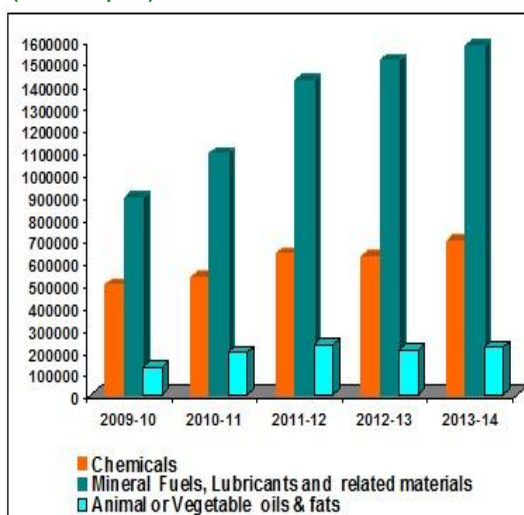
* Provisional

IMPORTS BY COMMODITY/GROUPS

(Million Rupees)



(Million Rupees)



10.4 Exports by Selected Commodities in Dollars

(In Thousand Dollar)

GROUPS/COMMODITIES	UNIT	JUNE, 2014		CUML, FROM JUL, 2013		JUNE, 2013		CUML, FROM JUL, 2012	
		QUANTITY	VALUE	QUANTITY	VALUE	QUANTITY	VALUE	QUANTITY	VALUE
GRAND TOTAL			2017720		25109639		2174147		24460456
A.PRIMARY COMMODITIES			315203		4083733		317439		3744222
01.RICE	MT	225004	149764	3717217	2163126	253430	163744	3407688	1922382
(I) RICE BASMATI	MT	53868	67167	667523	769991	60191	65813	674048	666598
(II) RICE OTHER VARIETIES	MT	171136	82597	3049694	1393135	193239	97932	2733640	1255784
02.FISH AND FISH PREPARATIONS	KG	14046113	32975	150497639	369458	11678107	26351	138679567	317652
03.FRUIT & VEGETABLES INCL.JUICES	KG	54571996	31412	1394454564	684513	85396989	50360	1518497714	679232
(I) FRUITS	KG	29366792	19291	784377864	435293	44897698	34522	718469526	392271
(II) VEGETABLES	KG	21814152	7804	568079128	209092	37425124	12508	755162318	246828
(III) FRUIT & VEGETABLE JUICES	KG	3391052	4317	41997572	40128	3074167	3330	44865870	40134
04.WHEAT	MT			20037	7008	529	191	169403	53628
05.WHEAT FLOUR	MT	28883	15008	424950	175318	45900	15642	893180	238103
06.SPICES(INCL. CHILLIES)	KG	1556757	5075	17545243	56901	2069909	7213	19517336	68414
07.OIL SEEDS, NUTS AND KERNELS	KG	1059685	2254	60080756	81749	2524840	2322	27974635	35857
08.LEGUMINOUS VEGETABLE	KG			3227075	2820	70040	68	5249544	4531
09.FLOWERS	KG	28306	76	345140	998	26589	93	486951	1032
10.RAW HIDES AND SKINS	KG			242984	727	1321	22	10645	156
11.RAW WOOL AND ANIMAL HAIR	KG	1076722	1407	12361434	15866	1209090	1460	11233205	14434
(I) RAW WOOL	KG	310314	475	5846022	7858	1116653	1330	5705366	8167
(II) ANIMAL HAIR	KG	766408	932	6515412	8007	92437	130	5527839	6266
12.CRUDE ANIMAL MATERIAL	KG	815839	3026	14525647	52469	1234741	2963	11025355	44040
13.CRUDE FERTILIZER	MT	1669	147	13256	1439	1062	164	16294	2001
14.MOLASSES	KG	1700		197342331	24253	223564250	27631	225220656	27873
15.RAW COTTON	MT	719	1379	114671	205136	4361	7205	92538	153929
16.COTTON WASTE	MT	4467	5412	69243	79122	2370	1790	66606	81132
17.PETROLEUM CRUDE	MT	67028	57546	67028	57546				
18.MARBLES AND STONES	MT	53803	6937	608059	82532	54047	7831	528473	74325
19.TOBACCO	KG	673748	2784	6657595	22610	842474	2389	8051726	25298
(I) UN-MANUFACTURED	KG	654200	2704	6407295	21731	833006	2346	7837949	24482
(II) MANUFACTURED EXCL.CIGARETTE	KG	19548	80	250300	879	9468	43	213777	816
20.COKE	MT			949	141			495	203
B.TEXTILES MANUFACTURES			1074295		13147532		1096576		12602781
01.COTTON YARN	KG	45756550	135255	663895412	1997338	61698830	191861	737585768	2252952
02.COTTON CLOTH	SQM	171423057	197657	2520516292	2769986	177089191	223093	2160763250	2689832
03.ARTICLES OF APPAREL & CLOTHING ACCESSORIES (EXCL. KNITWEARS)	DOZ	2901004	185338	28955235	1909323	2419362	159410	27047525	1799591
04.ART SILK AND SYNTHETIC TEXTILES	SQM	28402852	34603	331926417	384964	31087605	36512	335554050	405683
05.COTTON THREAD	KG	37045	176	3469877	15123	40418	172	2570175	10159
06.TEXTILE FABRICS WOVEN(OTHER THAN COTTON & ARTIFICIAL FABRICS)	--		145		3698		587		7107
07.TULE, LACE, EMBROIDERY ETC	--		1046		15567		1043		10264
08.COTTON BAGS/SACKS	MT	654	1258	6392	11677	548	1048	7868	13905
09.TENTS & OTHER CANVAS GOODS	KG	2140596	5912	28540610	77759	4249772	13033	32964288	117463
10.BED WEAR	KG	25559396	179018	316734999	2137744	22429974	153101	263572078	1785417
11.TOWELS	KG	12535869	64547	166567286	767461	11994416	55834	170114221	769591
12.TEXTILE MADE UPS (EXCL. TOWELS & BED WEAR)	--		55766		659929		52945		598640
13.KNITWEARS	DOZ	9982721	204084	108135173	2293668	7987945	199698	97896658	2042958
14.WASTE MATERIAL OF TEXTILE FIBRES/FABRICS	KG	3026817	2054	35381300	24451	2725128	2318	30405485	24901
15.YARN OTHER THAN COTTON YARN	KG	1254218	4131	13064553	43873	880590	3209	11691095	38476
16.KINTTED OR CROCHATED FABRICS	SQM	762246	3306	11065227	34974	972416	2711	16423923	35843

Contd.

10.4 Exports by Selected Commodities in Dollars

(In Thousand Dollar)

GROUPS/COMMODITIES	UNIT	JUNE, 2014		CUML, FROM JUL, 2013		JUNE, 2013		CUML, FROM JUL, 2012	
		QUANTITY	VALUE	QUANTITY	VALUE	QUANTITY	VALUE	QUANTITY	VALUE
C.OTHER MANUFACTURES			389700		5214981		467530		4960746
01.CIGARETTES	THNO	2795	57	83962	1594	15752	334	31328	638
02.LEATHER	SQM	2846477	51816	29348744	551413	2368435	51063	27328811	499890
03.CARPETS,RUGS AND TAPESTRIES ETC	SQM	159236	7651	3212126	125251	246241	10575	3066252	122420
(I) WOOLLEN CARPETS AND RUGS	SQM	140980	7507	2830812	122159	214257	10399	2477582	118728
(II) WOOLLEN CARPET MACHINE MADE	SQM	96	2	2706	65	216	5	1715	36
(III) TAPESTRY CLOTH	SQM			18				33	
(IV) CARPETS KNOTTED & OTHER FLOOR COVERING	SQM	18160	142	378590	3027	31768	171	586922	3656
04.PETROLEUM PRODUCTS	MT	36132	36028	769830	663828	25110	22065	32390	27865
05.FEEDING STUFF FOR ANIMALS	KG	41397912	9227	493909518	134269	23886264	5518	325852509	66661
06.CHEMICALS AND PHARMACEUTICAL PRODUCTS	--		88946		1171483		163113		874376
(I) PLASTIC MATERIALS	KG	11324732	16621	251310969	350626	22830202	33197	267802157	380078
(II) PHARMACAUTICAL PRODUCTS.	KG	896244	14021	15182462	175733	1729681	16685	16264782	169618
(III) FERTILIZER MANUFACTURES	MT							215	74
(IV) OTHER CHEMICAL	--		58304		645124		113231		324605
07.RUBBER MANUFACTURES	--		863		10056		821		9336
08.PAPER AND PAPER BOARD	KG	1784269	5149	17050471	45346	802041	2331	13047927	37972
09.GUAR AND GUAR PRODUCTS	KG	2275597	5190	24406869	68394	2415473	12049	23270864	145695
10.CUTLERY	--		8273		88275		6553		81294
11.GOLD	GM								
12.COPPER AND ARTICLES THEREOF	--		7675		148771		10505		198623
13.MACHINERY & TRANSPORT EQUIPMENT (INCL.ENGINEERING ELECTRICAL GODS)	--		33630		326664		33718		290384
(I) ELECTRIC FANS	NO	248883	5137	2041662	39215	219550	4944	1786556	37837
(II) TRANSPORT EQUIPMENT	--		1425		13123		2546		21243
(III) OTHER ELECTRICAL MACHINERY	--		12149		87896		9618		65676
(IV) MACHINERY SPECIALIZED	--		2520		33919		2806		35106
PARTICULARS INDUSTRIES									
(V) AUTO PARTS	--		2070		23944		2098		23633
(VI) OTHER MACHINERY	--		10329		128567		11705		106888
14.FOOTWEARS	PAIR	1781767	11583	16082493	119124	1493324	9604	12988633	104417
(I) LEATHER FOOTWEAR	PAIR	672713	9219	7398051	98803	417181	7077	5742445	83473
(II) CANVAS FOOTWEAR	PAIR	13119	46	80127	294	11717	67	159567	650
(III) OTHER FOOTWEAR	PAIR	1095935	2318	8604315	20028	1064426	2459	7086621	20294
15.LEATHER MANUFACTURES(EXCL. LEATHER FOOTWEARS)	--		52030		625114		52051		561292
(I) LEATHER GLOVES	DOZ	502053	17741	7949037	202548	640151	15589	5689631	168755
(II) APPAREL & CLOTHING	DOZ	117337	33075	1392732	406254	94652	34441	944001	377998
(III) OTHER LEATHER MANUFACTURES	KG	94318	1214	1366018	16312	153067	2021	992966	14540
16.HOUSE-HOLD EQUIPMENT	KG	327801	603	2745530	6229	181001	481	2040791	5394
17.SPORTS GOODS	--		35499		364250		32104		334225
(I) FOOT BALLS COMPLETE	DOZ	393697	18339	4207371	193968	267291	13148	2923545	143409
(II) GLOVES (SPORTS)	DOZ	314371	10763	3186407	103435	358974	12736	2924555	124621
(III) OTHER	--		6398		66847		6220		66195
18.SURGICAL GOODS,MEDICAL INSTRUMENTS AND APPLIANCES	NO	21240554	27503	252242448	337764	19305075	27483	224558704	303537
19.ONYX MANUFACTURED	KG	197397	405	3942492	8922	534703	1251	3910485	9515
20.HANDICRAFTS	--				708		97		1819
21.TEXTILE PRODUCT & ARTICLE FOR TECHNICAL USE	KG	50445	195	365515	1851	18325	109	213292	1111
22.BOOKS AND PRINTED MATTERS	--		807		7589		612		7612
23.PIG IRON	MT	268	251	4357	3881	152	97	3197	2600
24.PRECIOUS/SEMI-PRECIOUS STONE	GM	989655	693	11404014	6683	810026	569	6341096	4627
25.JEWELLERY	--		318		323711		18883		1177494
26.ARTICLES OF PLASTIC	KG	2154804	4594	26589667	65351	2189811	4911	38506546	83743
27.FURNITURE	NO	36461	700	400051	7331	21585	390	308267	6953
28.PARTS OF FOOTWEAR	--		14		1128		241		1252
D.OTHERS	--		238523		2663392		292601		3152708

10.5 Exports by Selected Commodities in Rupees

(In Thousand Rupees)

GROUPS/COMMODITIES	UNIT	JUNE, 2014		CUML, FROM JUL, 2013		JUNE, 2013		CUML, FROM JUL, 2012	
		QUANTITY	VALUE	QUANTITY	VALUE	QUANTITY	VALUE	QUANTITY	VALUE
GRAND TOTAL			198680691		2583463177		214326504		2366477843
A.PRIMARY COMMODITIES			31037378		420869224		31293053		363190009
01.RICE	MT	225004	14746962	3717217	222906697	253430	16141843	3407688	186623147
(I) RICE BASMATI	MT	53868	6613835	667523	78844255	60191	6487777	674048	64592818
(II) RICE OTHER VARIETIES	MT	171136	8133128	3049694	144062442	193239	9654065	2733640	122030329
02.FISH AND FISH PREPARATIONS	KG	14046113	3247028	150497639	37917582	11678107	2597663	138679567	30759065
03.FRUIT & VEGETABLES INCL.JUICES	KG	54571996	3093062	1394454564	70814555	85396989	4964441	1518497714	66016009
(I) FRUITS	KG	29366792	1899540	784377864	45195986	44897698	3403208	718469526	38084930
(II) VEGETABLES	KG	21814152	768457	568079128	21507897	37425124	1232992	755162318	24041869
(III) FRUIT & VEGETABLE JUICES	KG	3391052	425064	41997572	4110672	3074167	328241	44865870	3889210
04.WHEAT	MT			20037	731940	529	18854	169403	5125757
05.WHEAT FLOUR	MT	28883	1477817	424950	18020098	45900	1542023	893180	22994269
06.SPICES(INCL. CHILLIES)	KG	1556757	499705	17545243	5824294	2069909	711044	19517336	6634396
07.OIL SEEDS, NUTS AND KERNALS	KG	1059685	221948	60080756	8558862	2524840	228926	27974635	3479840
08.LEGUMINOUS VEGETABLE	KG			3227075	291726	70040	6671	5249544	441714
09.FLOWERS	KG	28306	7500	345140	100084	26589	9127	486951	99857
10.RAW HIDES AND SKINS	KG			242984	77171	1321	2157	10645	15337
11.RAW WOOL AND ANIMAL HAIR	KG	1076722	138518	12361434	1626801	1209090	143910	11233205	1400485
(I) RAW WOOL	KG	310314	46726	5846022	809164	1116653	131132	5705366	796181
(II) ANIMAL HAIR	KG	766408	91791	6515412	817637	92437	12779	5527839	604304
12.CRUDE ANIMAL MATERIAL	KG	815839	297987	14525647	5414042	1234741	292094	11025355	4258244
13.CRUDE FERTILIZER	MT	1669	14523	13256	147288	1062	16164	16294	193336
14.MOLASSES	KG	1700	20	197342331	2510421	223564250	2723854	225220656	2747341
15.RAW COTTON	MT	719	135740	114671	21352535	4361	1710310	52358	14888104
16.COTTON WASTE	MT	4467	532861	69243	8124114	2370	176447	66606	7827202
17.PETROLEUM CRUDE	MT	67028	5666470	67028	5666470				
18.MARBLES AND STONES	MT	53803	683101	608059	8488629	54047	771988	528473	7200536
19.TOBACCO	KG	673748	274136	6657595	2280937	842474	235537	8051726	2465448
(I) UN-MANUFACTURED	KG	654200	266243	6407295	2189977	833006	231311	7837949	2387167
(II) MANUFACTURED EXCL.CIGARETTE	KG	19548	7894	250300	90961	9468	4226	213777	78281
20.COKE	MT			949	14978			495	19922
B.TEXTILES MANUFACTURES			105783545		1351998522		108100052		1219294082
01.COTTON YARN	KG	45756550	13318249	663895412	205659803	61698830	18913589	737585768	218044919
02.COTTON CLOTH	SQM	171423057	19462880	2520516292	285130182	177089191	21992419	2160763250	260237503
03.ARTICLES OF APPAREL & CLOTHING ACCESSORIES (EXCL. KNITWEARS)	DOZ	2901004	18249840	28955235	196197816	2419362	15714611	27047525	174182172
04.ART SILK AND SYNTHETIC TEXTILES	SQM	28402852	3407323	331926417	39507903	31087605	3599383	335554050	39317409
05.COTTON THREAD	KG	37045	17292	3469877	1540090	40418	16919	2570175	972098
06.TEXTILE FABRICS WOVEN(OTHER THAN COTTON & ARTIFICIAL FABRICS)	--		14231		378646		57843		683909
07.TULE, LACE, EMBROIDERY ETC	--		102971		1603746		102833		993017
08.COTTON BAGS/SACKS	MT	654	123895	6392	1201536	548	103345	7868	1342614
09.TENTS & OTHER CANVAS GOODS	KG	2140596	582109	28540610	8008124	4249772	1284804	32964288	11388930
10.BED WEAR	KG	25559396	17627540	316734999	219961743	22429974	15092680	263572078	172724158
11.TOWELS	KG	12535869	6355825	166567286	78889233	11994416	5504123	170114221	74447610
12.TEXTILE MADE UPS (EXCL. TOWELS & BED WEAR)	--		5491144		67784793		5219276		57943689
13.KNITWEARS	DOZ	9982721	20095725	108135173	235564678	7987945	19686122	97896658	197434313
14.WASTE MATERIAL OF TEXTILE FIBRES/FABRICS	KG	3026817	202208	35381300	2511896	2725128	228552	30405485	2407762
15.YARN OTHER THAN COTTON YARN	KG	1254218	406798	13064553	4483077	880590	316294	11691095	3708195
16.KINTTED OR CROCHATED FABRICS	SQM	762246	325514	11065227	3575257	972416	267258	16423923	3465784
C.OTHER MANUFACTURES			38372895		536807576		46088897		478767294

Contd.

10.5 Exports by Selected Commodities in Rupees

(In Thousand Rupees)

GROUPS/COMMODITIES	UNIT	JUNE, 2014		CUMUL, FROM JUL, 2013		JUNE, 2013		CUMUL, FROM JUL, 2012	
		QUANTITY	VALUE	QUANTITY	VALUE	QUANTITY	VALUE	QUANTITY	VALUE
01.CIGARETTES	THNO	2795	5574	83962	166076	15752	32967	31328	61804
02.LEATHER	SQM	2846477	5102245	29348744	56496406	2368435	5033795	27328811	48455715
03.CARPETS,RUGS AND TAPESTRIES ETC	SQM	159236	753332	3212126	12934737	246241	1042511	3066252	11839529
(I) WOOLLEN CARPETS AND RUGS	SQM	140980	739171	2830812	12616152	214257	1025147	2477582	11484608
(II) WOOLLEN CARPET MACHINE MADE	SQM	96	224	2706	6811	216	459	1715	3473
(III) TAPESTRY CLOTH	SQM			18	22			33	31
(IV) CARPETS KNOTTED & OTHER FLOOR COVERING	SQM	18160	13937	378590	311752	31768	16905	586922	351418
04.PETROLEUM PRODUCTS	MT	36132	3547600	769830	68636115	25110	2175137	32390	2742623
05.FEEDING STUFF FOR ANIMALS	KG	41397912	908583	493909518	13747681	23886264	543919	325852509	6425121
06.CHEMICALS AND PHARMACEUTICAL PRODUCTS	--		8758324		120391345		16079624		84799712
(I) PLASTIC MATERIALS	KG	11324732	1636654	251310969	36133127	22830202	3272589	267802157	36754588
(II) PHARMACAUTICAL PRODUCTS.	KG	896244	1380589	15182462	18053409	1729681	1644752	16264782	16434485
(III) FERTILIZER MANUFACTURES	MT							215	7027
(IV) OTHER CHEMICAL	--		5741082		66204810		11162283		31603612
07.RUBBER MANUFACTURES	--		84992		1034875		80955		904802
08.PAPER AND PAPER BOARD	KG	1784269	507013	17050471	4648565	802041	229756	13047927	3682546
09.GUAR AND GUAR PRODUCTS	KG	2275597	511054	24406869	7007578	2415473	1187788	23270864	14115930
10.CUTLERY	--		814639		9070318		645980		7861331
11.GOLD	GM								
12.COPPER AND ARTICLES THEREOF	--		755725		15495944		1035590		19185614
13.MACHINERY & TRANSPORT EQUIPMENT (INCL.ENGINEERING ELECTRICAL GODS)	--		3311503		33486759		3323943		28163283
(I) ELECTRIC FANS	NO	248883	505868	2041662	3971821	219550	487386	1786556	3672712
(II) TRANSPORT EQUIPMENT	--		140271		1345171		251026		2059065
(III) OTHER ELECTRICAL MACHINERY	--		1196315		8963747		948174		6364016
(IV) MACHINERY SPECIALIZED	--		248179		3487307		276630		3400289
PARTICULARS INDUSTRIES									
(V) AUTO PARTS	--		203819		2459699		206823		2286372
(VI) OTHER MACHINERY	--		1017051		13259013		1153905		10380827
14.FOOTWEARS	PAIR	1781767	1140517	16082493	12208294	1493324	946754	12988633	10109299
(I) LEATHER FOOTWEAR	PAIR	672713	907781	7398051	10129889	417181	697689	5742445	8081055
(II) CANVAS FOOTWEAR	PAIR	13119	4493	80127	29512	11717	6645	159567	63019
(III) OTHER FOOTWEAR	PAIR	1095935	228243	8604315	2048893	1064426	242420	7086621	1965226
15.LEATHER MANUFACTURES(EXCL. LEATHER FOOTWEARS)	--		5123244		64367522		5131168		54268250
(I) LEATHER GLOVES	DOZ	502053	1746911	7949037	20816676	640151	1536746	5689631	16323243
(II) APPAREL & CLOTHING	DOZ	117337	3256796	1392732	41878391	94652	3395206	944001	36535174
(III) OTHER LEATHER MANUFACTURES	KG	94318	119537	1366018	1672455	153067	199215	992966	1409833
16.HOUSE-HOLD EQUIPMENT	KG	327801	59423	2745530	642626	181001	47423	2040791	520014
17.SPORTS GOODS	--		3495546		37259567		3164777		32375210
(I) FOOT BALLS COMPLETE	DOZ	393697	1805754	4207371	19836789	267291	1296076	2923545	13895473
(II) GLOVES (SPORTS)	DOZ	314371	1059783	3186407	10590630	358974	1255503	2924555	12069369
(III) OTHER	--		630009		6832149		613198		6410369
18.SURGICAL GOODS,MEDICAL INSTRUMENTS AND APPLIANCES	NO	21240554	2708204	252242448	34725944	19305075	2709301	224558704	29360017
19.ONYX MANUFACTURED	KG	197397	39922	3942492	911921	534703	123302	3910485	922796
20.HANDICRAFTS	--		4		74011		9576		174059
21.TEXTILE PRODUCT & ARTICLE FOR TECHNICAL USE	KG	50445	19159	365515	190902	18325	10715	213292	107098
22.BOOKS AND PRINTED MATTERS	--		79422		776473		60377		735802
23.PIG IRON	MT	268	24715	4357	400688	152	9610	3197	252142
24.PRECIOUS/SEMI-PRECIOUS STONE	GM	989655	68210	11404014	681659	810026	56120	6341096	447614
25.JEWELLERY	--		31336		33844042		1861480		112372419
26.ARTICLES OF PLASTIC	KG	2154804	452333	26589667	6737083	2189811	484157	38506546	8091669
27.FURNITURE	NO	36461	68923	400051	754432	21585	38425	308267	671445
28.PARTS OF FOOTWEAR	--		1352		116013		23747		121450
D.OTHERS	--		23486874		273787855		28844502		305226458

10.6 Imports by Selected Commodities in Dollars

(In Thousand Dollar)

GROUPS/COMMODITIES	UNIT	JUNE, 2014		CUML, FROM JUL, 2013		JUNE, 2013		CUML, FROM JUL, 2012	
		QUANTITY	VALUE	QUANTITY	VALUE	QUANTITY	VALUE	QUANTITY	VALUE
GRAND TOTAL			4318451		45073006		3939540		44950457
A. FOOD GROUP			369301		3106460		199181		3039781
1.MILK AND CREAM	KG	3282774	11051	48984580	108548	4459627	9504	43880095	88397
2.WHEAT UNMILLED	MT	--	--	377441	107249	--	--	9530	6836
3.PULSES	KG	60791224	38489	499251414	308255	39131997	24450	472616513	326825
4.DRY FRUITS	KG	11479378	8796	130318999	102547	9381341	7374	106293667	82226
5.SUGAR REFINED	MT	1021	580	9824	6152	1179	788	7308	5166
6.TEA	KG	12716863	27987	133145421	300082	7080767	17595	123440984	368133
7.SPICES	KG	11509268	11237	111561897	92509	5670621	4518	98304391	67244
8.MILK FOOD FOR BABIES,INFT.,INVLD	KG	546637	3878	7340149	54873	882526	6397	6612924	48841
9.BEVERAGES	LTR	796808	687	7828956	6935	661583	598	7479177	8715
10.PALM OIL	KG	261228360	230872	2264748494	1902159	154015743	127513	2163805186	1962929
11.SOYABEAN OIL	KG	36859013	35724	118093095	117150	359859	444	60302807	74467
B. MACHINERY GROUP			853650		8628590		750998		8103925
1.POWER GENERATING MACH.	--		102915		1081114		56480		958686
2.AGRICULTURE MACHINERY&IMPLEMENTS	--		8273		71718		5642		100326
3.CONSTRUCTION & MINING MACHINERY	--		14222		260852		21412		162000
4.TEXTILE MACHINERY	--		48977		599590		40117		388400
5.METAL WORKING MACHINERY	--		2235		58529		3631		40400
6.GEN INDUSTRIAL MACH & EQU/PARTS NS	--		111986		1312152		119481		1157778
7.OFFICE MACH.INCL.DATA PROS. EQUIP.	--		22171		217425		19221		253341
8.TELECOM & SOUND RECORDING EQUIP	--		199321		1345570		128297		1494398
9.ELECTRICAL MACHINERY & APPARATUS	--		98221		1116514		92171		843578
10.ROAD MOTOR VEHICLES	--		122263		1174611		126114		1379160
11.RAILWAY VEHICLES	--		20520		97544		1291		107108
12.AIRCRAFTS,SHIPS AND BOATS	--		63070		867833		106287		879690
13.OTHER MACHINERY	--		39477		425139		30854		339060
C. PETROLEUM GROUP			1446740		14928751		1236740		15048106
1.CRUDE PETROLEUM	MT	596995	547324	7009780	5775881	522721	424175	6965982	5444226
2.PETROLEUM PRODUCTS	MT	1193790	897682	12045874	9084680	1010748	805679	12079987	9528705
3.GAS NATURAL & MANUFACTURED	--		1734		68189		6887		75175
D. TEXTILE GROUP			112696		1361551		89322		1201191
1.SYNTHETIC AND REGENERATED FIBRE	KG	25368634	45909	219574314	441597	14922896	30110	190365646	391640
2.SYNTHETIC & ARTIFICIAL SILK YARN	KG	17553120	46866	239801308	619036	16769542	42717	200081496	540944
3.WORN CLOTHING	KG	29792559	10520	443699610	175016	20826058	8687	375484773	146177
4.ARTICLES OF APPAREL & CLOTHING	--		7698		76638		4994		69574
5.BAGS & SACKS OF TEX. MATERIALS	MT	421	786	6654	8014	885	1000	6954	6913
6.JUTE	MT	1857	917	78139	41250	3329	1813	89190	45942
E. AGRICULTURE/OTH. CHEMICAL GROUP			589600		6723541		632566		6424779
1.ORGANIC CHEMICALS	--		144491		1830768		175069		1909591
2.INORGANIC CHEMICALS	--		39000		423932		40441		490690
3.DYEING TANNING & COLOUR MATERIAL	KG	10454894	36384	115629377	376314	8048960	25578	99733508	309309
4.MEDICINAL PRODUCTS	KG	1495767	63042	21296986	791113	2570535	102494	22943314	833081
5.ESSENTIAL OIL, PERFUMES TOILT ETC	KG	6590983	21409	73031856	240598	4019354	13660	57306238	201015
6.FERTILIZER MANUFACTURED	MT	124298	57191	1833243	699992	160401	81593	1270777	658627
7.PLASTIC MATERIALS	KG	94939903	164944	948619738	1678597	80871985	135892	830704363	1424964

Contd.

10.6 Imports by Selected Commodities in Dollars

(In Thousand Dollar)

GROUPS/COMMODITIES	UNIT	JUNE, 2014		CUML, FROM JUL, 2013		JUNE, 2013		CUML, FROM JUL, 2012	
		QUANTITY	VALUE	QUANTITY	VALUE	QUANTITY	VALUE	QUANTITY	VALUE
8.INSECTICIDES	KG	2143682	11967	23545659	122987	2190556	12062	17882291	87590
9.OTHER.CHEMICAL PRODUCTS	--		51172		559240		45778		509911
F. METAL GROUP			305259		2759537		264818		2899720
1.IRON ORES AND CONCENTRATES	MT	17046	2294	98390	13594	10012	1533	316249	49415
2.IRON AND STEEL SCRAP	MT	219449	87127	2000735	756846	145619	53750	1782866	654597
3.NON FERROUS BASE METAL WASTE & SCR	MT	10261	5771	92009	50955	8003	5017	93652	49071
4.IRON AND STEEL	MT	212570	163366	1976321	1427578	216626	164610	2160471	1611490
5.ALUMINIUM WROUGHT & WORKED	--		13745		129537		11153		124075
6.MANUFACTURES OF METAL NES	--		32956		381026		28756		411073
G. MISCELLANEOUS ITEMS			382505		4199059		455662		4401238
1.FEEDING STUFF FOR ANIMALS	KG	90947061	54023	749246537	420432	91871945	51256	680387086	389211
2.HIDES,SKINS AND FURSKINS RAW	KG	1445105	5552	19786884	68020	1166535	3964	18426802	59309
3.OIL SEEDS & OLEAGINOUS FRUITS	KG	67430927	41157	588204296	380654	39896662	27526	665199795	455135
4.RUBBER CRUDE INCL.SYNTH/RECLAIMED	KG	9209473	12656	118992669	169081	6249829	12342	91701296	155288
5.WOOD & CORK	--		10194		76094		5117		63889
6.PULP AND WASTE PAPER	KG	17351022	9257	272532347	121349	17144266	8062	227505754	93668
7.FERTILIZER CRUDE	MT	30020	6514	149603	30542	30626	7798	185099	48311
8.CRUDE ANIMAL&VEGETABLE MATERIALS	KG	5988672	8513	81316470	114931	6272030	6534	73830865	106191
9.COAL, COKE & BRIQUETTES	MT	622837	61382	3255454	355878	222375	32696	3670101	508741
10.ANIMAL OILS AND FATS	KG	3668713	3010	24165486	20180	2122365	1912	33313757	32549
11.ANIMAL/VEG, FAT OIL WAX ETC NES	KG	1079148	1244	21524633	17668	1415251	453	64486670	32159
12.RUBBER TYRES & TUBES	NO	372429	19438	4403599	203437	408085	20122	4371249	198691
13.CORK/WOOD MFG.(EXCL FURNITURE)	KG	10544496	5262	99423084	51875	7194269	3887	81590708	47692
14.PAPER&PAPER BOARD & MANF. THEREOF	KG	45262346	42720	434996730	404774	42252600	39264	427086602	376726
15.CEMENT	MT	4453	1184	38705	9996	2217	502	21937	5369
16.PREFABRICATED BUILDGS,SANITRY,PLG	--		7423		68239		6849		53291
17.FOOTWEAR	PAIR	2076676	9180	16681345	71038	1574416	6688	22942832	78651
18.PROFESSIONAL,SCIENTFIC & CONTROL	--		37085		403710		28152		354533
19.PHOTO EQPT, OPTICAL GOODS N.E.S.	--		5603		58588		3759		51312
20.PRINTED MATTERS	--		5053		617936		116069		665357
21.ARTICLES N.E.S. OF PLASTICS	KG	3735213	12110	30854619	101509	2032678	7462	26017123	79678
22.BABY CARRIAGES, TOYS GAMES ETC.	--		6183		50840		4587		43755
23.OFFICE STATIONERY SUPPLY N.E.S	--		3313		27879		2520		25437
24.JEWELLERY OFGOLD/SILVERSMITH WEAR	--		1361		39153		1476		15121
25.MUSICAL INSTRUMENTS AND PARTS	--		10682		107509		15325		100398
26.ARTICLES & MFG. OF CAVING ETC.	--		677		30615		1085		14516
27.GOLD.NON-MENETART NOT ORE/CONCEN	GM	39000	1730	4265370	177131	884900	40255	6624434	346260
ALL OTHER ITEMS	--		258700		3365519		310253		3831718

10.7 Imports by Selected Commodities in Rupees

(In Thousand Rupees)

GROUPS/COMMODITIES	UNIT	JUNE, 2014		CUMUL, FROM JUL, 2013		JUNE, 2013		CUMUL, FROM JUL, 2012	
		QUANTITY	VALUE	QUANTITY	VALUE	QUANTITY	VALUE	QUANTITY	VALUE
GRAND TOTAL			425228931		4630520793		388358402		4349879544
A. FOOD GROUP			36364289		318817937		19635207		293620104
1.MILK AND CREAM	KG	3282774	1088188	48984580	11192445	4459627	936889	43880095	8511004
2.WHEAT UNMILLED	MT	--	--	377441	11352007	--	--	9530	672489
3.PULSES	KG	60791224	3789936	499251414	31526242	39131997	2410315	472616513	31500637
4.DRY FRUITS	KG	11479378	866141	130318999	10515050	9381341	726877	106293667	7955144
5.SUGAR REFINED	MT	1021	57067	9824	635370	1179	77694	7308	500644
6.TEA	KG	12716863	2755807	133145421	30827162	7080767	1734495	123440984	35631522
7.SPICES	KG	11509268	1106477	111561897	9469935	5670621	445379	98304391	6495333
8.MILK FOOD FOR BABIES,INFT.,INVL	KG	546637	381875	7340149	5634758	882526	630607	6612924	4734863
9.BEVERAGES	LTR	796808	67651	7828956	709925	661583	58955	7479177	842638
10.PALM OIL	KG	261228360	22733438	2264748494	195230188	154015743	12570228	2163805186	189617965
11.SOYABEAN OIL	KG	36859013	3517711	118093095	11724854	359859	43768	60302807	7157863
B. MACHINERY GROUP			84057162		886490142		74033115		783972570
1.POWER GENERATING MACH.	--		10133825		111392634		5567768		92667207
2.AGRICULTURE MACHINERY&IMPLEMENTS	--		814618		7367783		556180		9644139
3.CONSTRUCTION & MINING MACHINERY	--		1400390		26437266		2110778		15662839
4.TEXTILE MACHINERY	--		4822652		61575824		3954729		37566734
5.METAL WORKING MACHINERY	--		220106		6049290		357966		3912341
6.GEN INDUSTRIAL MACH & EQU/PARTS NS	--		11027008		135118464		11778384		112208732
7.OFFICE MACH.INCL.DATA PROS. EQUIP.	--		2183176		22298302		1894822		24519958
8.TELECOM & SOUND RECORDING EQUIP	--		19626719		137986240		12647488		144310391
9.ELECTRICAL MACHINERY & APPARATUS	--		9671584		114784384		9086169		81728185
10.ROAD MOTOR VEHICLES	--		12039000		120731480		12432284		133327380
11.RAILWAY VEHICLES	--		2020556		9792494		127265		10324862
12.AIRCRAFTS,SHIPS AND BOATS	--		6210339		89353470		10477709		85334673
13.OTHER MACHINERY	--		3887189		43602510		3041572		32765129
C. PETROLEUM GROUP			142457448		1534843616		121917361		1454823913
1.CRUDE PETROLEUM	MT	596995	53893894	7009780	593906822	522721	41814970	6965982	526612961
2.PETROLEUM PRODUCTS	MT	1193790	88392820	12045874	933846376	1010748	79423468	12079987	920917886
3.GAS NATURAL & MANUFACTURED	--		170734		7090418		678923		7293067
D. TEXTILE GROUP			11096951		139878709		8805321		116181984
1.SYNTHETIC AND REGENERATED FIBRE	KG	25368634	4520544	219574314	45361790	14922896	2968234	190365646	37892089
2.SYNTHETIC & ARTIFICIAL SILK YARN	KG	17553120	4614833	239801308	63595680	16769542	4211073	200081496	52328361
3.WORN CLOTHING	KG	29792559	1035898	443699610	17961232	20826058	856380	375484773	14128861
4.ARTICLES OF APPAREL & CLOTHING	--		758027		7888085		492304		6718539
5.BAGS & SACKS OF TEX. MATERIALS	MT	421	77389	6654	824926	885	98594	6954	669097
6.JUTE	MT	1857	90260	78139	4246995	3329	178735	89190	4445037
E. AGRICULTURE/OTH. CHEMICAL GROUP			58056689		691397669		62358112		621466002
1.ORGANIC CHEMICALS	--		14227715		188264473		17258232		184821562
2.INORGANIC CHEMICALS	--		3840209		43421832		3986623		47415655
3.DYEING TANNING & COLOUR MATERIAL	KG	10454894	3582685	115629377	38600737	8048960	2521460	99733508	29931924
4.MEDICINAL PRODUCTS	KG	1495767	6207569	21296986	81399064	2570535	10103851	22943314	80735813
5.ESSENTIAL OIL, PERFUMES TOILT ETC	KG	6590983	2108115	73031856	24691523	4019354	1346559	57306238	19451887
6.FERTILIZER MANUFACTURED	MT	124298	5631492	1833243	73057642	160401	8043424	1270777	63276662
7.PLASTIC MATERIALS	KG	94939903	16241659	948619738	172093172	80871985	13396142	830704363	137962686

Contd.

10.7 Imports by Selected Commodities in Rupees

(In Thousand Rupees)

GROUPS/COMMODITIES	UNIT	JUNE, 2014		CUMUL, FROM JUL, 2013		JUNE, 2013		CUMUL, FROM JUL, 2012	
		QUANTITY	VALUE	QUANTITY	VALUE	QUANTITY	VALUE	QUANTITY	VALUE
8.INSECTICIDES	KG	2143682	1178400	23545659	12571823	2190556	1189064	17882291	8507095
9.OTHER.CHEMICAL PRODUCTS	--		5038844		57297403		4512759		49362718
F. METAL GROUP			30058224		282597636		26105685		280688924
1.IRON ORES AND CONCENTRATES	MT	17046	225860	98390	1354397	10012	151090	316249	4805742
2.IRON AND STEEL SCRAP	MT	219449	8579245	2000735	77501765	145619	5298602	1782866	63215061
3.NON FERROUS BASE METAL WASTE & SCR	MT	10261	568263	92009	5209745	8003	494530	93652	4746158
4.IRON AND STEEL	MT	212570	16086277	1976321	146061976	216626	16227230	2160471	156238990
5.ALUMINIUM WROUGHT & WORKED	--		1353413		13277096		1099500		12015662
6.MANUFACTURES OF METAL NES	--		3245165		39192657		2834733		39667313
G. MISCELLANEOUS ITEMS			37664517		430594583		44918966		426751128
1.FEEDING STUFF FOR ANIMALS	KG	90947061	5319517	749246537	43198784	91871945	5052800	680387086	37801222
2.HIDES,SKINS AND FURSKINS RAW	KG	1445105	546698	19786884	7022012	1166535	390760	18426802	5758310
3.OIL SEEDS & OLEAGINOUS FRUITS	KG	67430927	4052609	588204296	39269900	39896662	2713464	665199795	43875069
4.RUBBER CRUDE INCL.SYNTH/RECLAIMED	KG	9209473	1246254	118992669	17371157	6249829	1216677	91701296	15024749
5.WOOD & CORK	--		1003768		7762322		504437		6175968
6.PULP AND WASTE PAPER	KG	17351022	911529	272532347	12450098	17144266	794793	227505754	9038891
7.FERTILIZER CRUDE	MT	30020	641376	149603	3174656	30626	768689	185099	4675024
8.CRUDE ANIMAL&VEGETABLE MATERIALS	KG	5988672	838240	81316470	11821387	6272030	644130	73830865	10243988
9.COAL, COKE & BRIQUETTES	MT	622837	6044140	3255454	36124432	222375	3223118	3670101	49210058
10.ANIMAL OILS AND FATS	KG	3668713	296376	24165486	2064347	2122365	188531	33313757	3134894
11.ANIMAL/VEG, FAT OIL WAX ETC NES	KG	1079148	122510	21524633	1822320	1415251	44673	64486670	3105474
12.RUBBER TYRES & TUBES	NO	372429	1914067	4403599	21001624	408085	1983623	4371249	19213186
13.CORK/WOOD MFG.(EXCL FURNITURE)	KG	10544496	518125	99423084	5324516	7194269	383163	81590708	4617413
14.PAPER&PAPER BOARD & MANF. THEREOF	KG	45262346	4206568	434996730	41503805	42252600	3870586	427086602	36508859
15.CEMENT	MT	4453	116601	38705	1026244	2217	49476	21937	519133
16.PREFABRICATED BUILDGS,SANITRY,PLG	--		730917		7028463		675197		5153411
17.FOOTWEAR	PAIR	2076676	903957	16681345	7309849	1574416	659270	22942832	7576086
18.PROFESSIONAL,SCIENTIFIC & CONTROL	--		3651702		41333840		2775250		34303982
19.PHOTO EQPT, OPTICAL GOODS N.E.S.	--		551678		6043640		370608		4970062
20.PRINTED MATTERS	--		497534		63304297		11442080		65123685
21.ARTICLES N.E.S. OF PLASTICS	KG	3735213	1192440	30854619	10397991	2032678	735641	26017123	7712143
22.BABY CARRIAGES, TOYS GAMES ETC.	--		608857		5206836		452215		4229315
23.OFFICE STATIONERY SUPPLY N.E.S	--		326210		2857967		248395		2461442
24.JEWELLERY OFGOLD/SILVERSMITH WEAR	--		134020		4083113		145473		1470203
25.MUSICAL INSTRUMENTS AND PARTS	--		1051855		10957854		1510701		9681342
26.ARTICLES & MFG. OF CAVING ETC.	--		66631		3119394		106922		1408683
27.GOLD.NON-MENETART NOT ORE/CONCEN	GM	39000	170338	4265370	18013732	884900	3968296	6624434	33758535
ALL OTHER ITEMS	--		25473651		345900502		30584635		372374919

10.8 Exports by Economic Categories (Summary)

(Million Rupees)

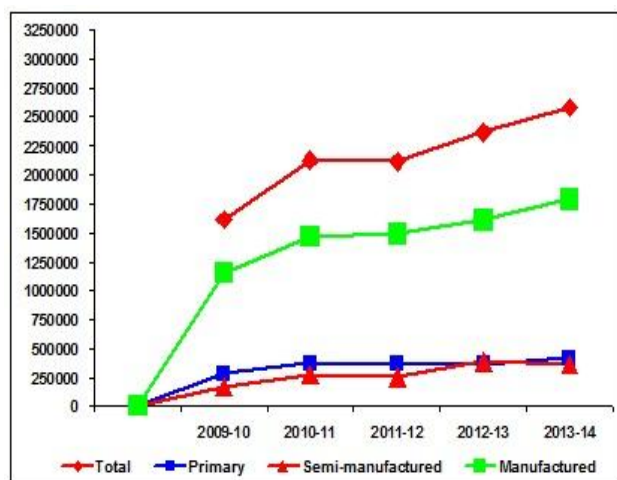
Year/Month	Total	Primary commodities	Semi-manufactured goods	Manufactured goods
2009-10	1617457.6	287490.6	170608.5	1159358.5
2010-11	2120846.7	377535.7	274500.4	1468810.5
2011-12	2110605.5	362404.4	261151.3	1486369.7
2012-13	2366477.8	364127.0	391151.3	1611199.5
2013-14	2583463.2	420496.3	369066.1	1793900.8
2013 Jun	214326.5	29186.0	38006.7	147133.8
Jul	210465.3	29584.3	35086.5	145794.6
Aug	204136.9	25828.4	31334.8	146973.7
Sep	275482.9	33398.9	34272.0	207812.0
Oct	197939.6	27225.9	29689.6	141024.1
Nov	193132.7	31550.7	27834.4	133747.6
Dec	241842.6	51907.1	34500.2	155435.3
2014 Jan	217160.3	47913.8	29216.5	140030.0
Feb	227292.7	42828.9	33637.5	150826.3
Mar	223104.2	38377.1	33432.4	151294.7
Apr	185909.4	31936.4	24369.5	129603.5
May	208315.8	28812.4	28424.6	151078.9
Jun *	198680.7	31132.4	27268.3	140280.1

Note: Total may not tally due to rounding of figures.

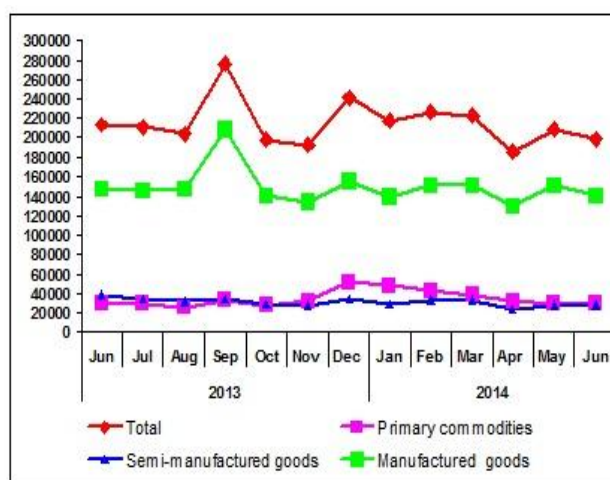
* Provisional

Exports by Economic Categories (Summary)

(Million Rupees)



(Million Rupees)



10.9 Export by Economic Categories (Details)

(In Thousand Rupees)

COMMODITIES	JUNE, 2014	CUML.FROM JULY 2013	JUNE, 2013	CUML.FROM JULY 2012
GRAND TOTAL	198,680,691	2,583,463,177	214,326,504	2,366,477,843
A. PRIMARY COMMODITIES:	31,132,383	420,496,283	29,185,963	364,126,968
RAW COTTON (INCLUDING LINTER & WASTE)	409,244	25,207,439	841,924	18,866,902
RAW WOOL (INCLUDING ANIMAL HAIR)	138,518	1,626,801	143,910	1,400,485
FISH	3,112,937	36,497,877	2,563,745	29,452,549
RICE	14,746,962	222,906,697	16,141,843	186,623,147
HIDES & SKINS (INCLUDING FUR SKINS)	57,046	677,768	132,346	644,359
FRUITS & VEGETABLES	2,551,852	63,631,527	3,762,104	58,654,916
SPICES	499,705	5,824,294	711,044	6,634,396
TOBACCO UN-MANUFACTURED	266,243	2,189,977	231,311	2,387,167
OTHER PRIMARY COMMODITIES	9,349,876	61,933,903	4,657,737	59,463,046
B. SEMI-MANUFACTURES:	27,268,253	369,066,063	38,006,731	391,151,418
COTTON YARN	13,318,249	205,659,803	18,913,589	218,044,919
LEATHER	5,102,078	56,490,525	5,033,795	48,454,403
MOLASSES	20	2,510,421	2,723,854	2,747,341
OIL CAKES	536,083	7,485,289	83,806	882,314
AGAR, AGAR DUST & WOOD				
HENNA LEAVES & POWDER	27,463	263,145	7,178	199,641
OTHER SEMI MANUFACTURES	8,284,360	96,656,880	11,244,509	120,822,799
C. MANUFACTURED GOODS:	140,280,055	1,793,900,831	147,133,810	1,611,199,458
COTTON THREAD	17,292	1,540,090	16,919	972,098
COTTON FABRICS WOVEN	19,336,484	283,750,246	21,813,426	258,611,469
TEXTILE FABRICS (OTHER THAN COTTON FABS)	3,463,153	40,725,816	3,722,473	40,581,124
WOOLLEN CARPETS	734,944	13,398,857	1,055,366	11,597,511
TAPESTRIES	19,021	19,353	371	685
MANUFACTURE OF LEATHER	6,141,213	74,465,518	6,387,512	65,640,333
FOOTWEAR	1,140,517	12,208,294	946,754	10,109,299
SPORTS GOODS (EXCLUDING INDOOR GAMES)	2,070,433	22,382,935	1,508,165	16,226,284
TOBACCO MANUFACTURED	13,467	257,037	37,193	140,085
MEDICAL INSTRUMENT N.E.S.	305,717	3,203,674	186,515	2,383,183
FRUIT & VEGETABLE PREPARATIONS	541,209	7,396,673	1,206,984	7,722,974
FISH PREPARATIONS	134,091	1,419,706	33,918	1,306,516
CEREAL PREPARATIONS	556,547	6,093,096	1,485,830	5,268,336
GUAR PRODUCTS	511,054	7,007,578	1,187,788	14,115,930
FLOUR & MEAL OF OIL SEEDS	786	53,210		257,870
FISH MEAL & MEAT MEAL	208	2,105,494	84,803	1,143,133
PETROLEUM PRODUCTS	3,547,600	68,636,115	2,175,137	2,742,623
CHEMICAL & CHEMICAL PREPARATIONS	8,824,885	120,994,851	16,117,047	85,302,420
MACHINERY & TRANSPORT EQUIPMENT	3,303,913	33,526,040	3,326,131	27,938,474
ARTICLES OF APPAREL AND CLOTHING				
ACCESSORIES (INCLUDING HOSIERY)	38,369,265	431,982,863	35,406,222	371,795,843
OTHER MANUFACTURED GOODS	51,248,253	662,733,387	50,435,255	687,343,267

10.10 Imports by Economic Categories (Summary)

(Million rupees)

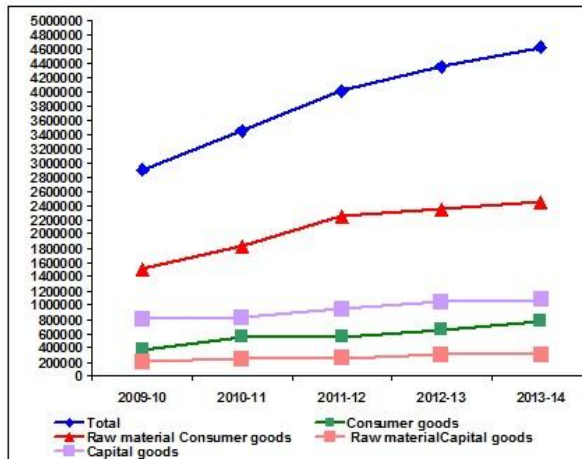
Year/Month	Total	Consumer goods	Raw material		Capital goods
			Consumer goods	Capital goods	
2009-10	2910975.3	380826.6	1509081.1	209051.4	812016.2
2010-11	3455285.6	560512.2	1826243.4	239525.0	829005.0
2011-12	4009093.0	552018.1	2251624.0	261940.8	943510.1
2012-13	4349879.5	652553.3	2353818.1	293733.6	1049774.5
2013-14	4630520.8	780192.2	2462189.2	306810.4	1081329.0
2013 Jun	388358.4	62762.5	198998.4	24267.1	102330.4
Jul	383244.9	53168.9	201953.0	26745.7	101377.3
Aug	367645.0	61538.9	208163.2	24123.1	73819.8
Sep	399041.6	64145.1	234234.5	21539.6	79122.3
Oct	348471.0	57420.3	190642.1	22097.5	78311.1
Nov	392509.9	68645.2	219302.3	23430.2	81132.2
Dec	380944.2	71020.3	194209.3	24707.2	91007.4
2014 Jan	435995.2	67437.2	228951.9	25427.0	114179.1
Feb	377909.2	72862.9	197700.0	23455.1	83891.2
Mar	362608.8	63065.0	180810.2	26068.0	92665.6
Apr	395104.7	76731.4	196417.9	28438.1	93517.3
May	361817.2	60689.4	183940.7	28892.1	88294.9
Jun *	425228.9	63467.4	225864.1	31886.7	104010.7

Note: Total may not tally due to rounding of figures.

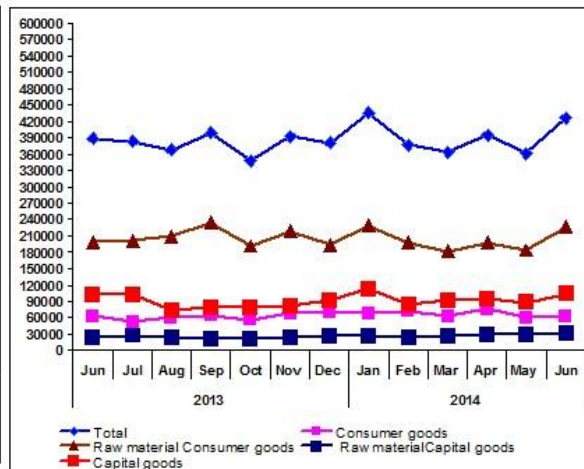
* Provisional

Imports by Economic Categories (Summary)

(Million Rupees)



(Million Rupees)



10.11 Imports by Economic Categories (Detail)

(In Thousand Rupees)

ITEMS	JUNE, 2014	FROM JUL-2013	JUNE, 2013	FROM JUL-2012
GRAND TOTAL	425228931	4630520793	388358402***	4349879544
1. CONSUMER GOODS TOTAL	63467404	780192196	62762481*	652553303
010121 HORSES		11341		5985
010129 OTHER LIVE HORSES				9580
010190 OTHER LIVE ANIMALS		6013		15613
010221 PURE,BRED BREED BOVINE ANIMAL		711808		1751323
010229 OTHER LIVE BOVINE ANIMALS		83318		441095
010420 GOATS, LIVE			675	798
010511 FOWLS OF SPECIES WT UPTO 185G	120504	548016	1970	359664
010513 DUCKS, WEIGHT UPTO 185 GRAM				218
010514 GEESE,WEIGHT UPTO 185 GRAMS				257
010594 OTH FOWLS OF THE SPE (CHICKEN)				269961
010599 OTH LIVE POULTRY	93537	385555	30301	95934
010613 CAMELS&OTH CAMELIDS(CAMELIDAE)	438	438		
020110 CARCASSES BOV ANIMAL FRE/CHILL		390		1108
020120 OTH CUT WITH BONE BOVIN ANIMAL		2855		
020130 MEAT OF BOV ANIM F/CH BON LESS				626
020210 CARCASSES OF BOVIN ANIMAL FROZ		9132		
020220 OTH CUTS WITH BONE IN,BOV FROZ	773	12444	1275	16746
020230 MEAT BOV ANIMAL FROZE BONELESS	18881	237913	16181	265356
020410 MEAT OF SHEEP/GOAT,F/CHILL/FRO		32		
020421 CARCASSES OF SHEEP,FR/CHILLED				901
020442 OTH CUTS OF SHEEP FROZ BONE IN				60
020443 OTH MEAT OF SHEEP FROZ BONELES		2741		
020450 MEAT OF GOATS FRESH/CHILL/FROZ			7751	7751
020610 EDIBLE OFFAL OF BOV ANIMAL F/C	24519	209014	4408	71078
020622 LIVERS OF BOV ANIMALS FROZEN		267		6038
020629 O, EDIBLE OFFAL BOV ANI FROZEN		130		976
020690 OTH EDIBLE OFFAL OF ANIM FROZN				94
020714 CUTS & OFFAL OF FOWLS FROZEN	3017	11464	112	7888
020727 CUT & OFFAL OF TURKEY,FROZEN		6762	765	2142
020745 OTH DUCK MEAT FROZEN		10662	3942	11653
020754 OTH GEESE MEAT FRESH/CHILLED				3
020890 OTH MEAT/OFFL EDIBL FR/CH/FRZ				67
021020 OTH MEAT BOV ANIM DRIED/SMOKED		1523		
021099 OTH EDI FLOUR/MEAL OF MEAT/OFL		1983		2382
030111 ORNAMENTAL FISH	794	17889	1107	11510
030119 OTHER ORNAMENTAL FISH		1391		891
030191 TROUT, LIVE				655
030192 EELS. LIVE(ANGUILLA SPP)		613		
030199 OTHER LIVE FISH	205	4329	120	6299
030214 ATLANTIC SALMON F/CH EX.FILLET				476
030219 OTH SALMO FISH,EXCL LIVER F/CH		158		1069
030229 O.FLAT FISH,EX.LIVER&ROES.F/CH	68	557	79	449
030239 OTH TUSAS EXCL LVR/ROES FR/CHL		86		2
030242 ANCHOVIES EX.LIVER/ROES FR/CHL				86
030251 COD FISH EXCL LVR/ROES FRE/CHL				191
030272 CATFISH EXCL.LIVER/ROES FR/CH			10	10
030319 O.SALMONIDAE FROZ,EX.LIVER&ROE	149	370	13	1643
030329 O.TILAPIAS.EX.LIVERS&ROES FROZ		697	407	407
030339 OTH FLAT FISH,EXCL LIVERS FROZ	12860	855290	9309	256305

Contd.

10.11 Imports by Economic Categories (Detail)

(In Thousand Rupees)

ITEMS	JUNE, 2014	FROM JUL-2013	JUNE, 2013	FROM JUL-2012
030349 OTH TUNAS EXCL LIVER/ROE FROZ			19	3145
030354 MACKERAL,EXCLU LIVERS/ROES FRZ		12		
030363 COD FISH EXCL LVR/ROES FROZEN		353		
030369 O.BREGMACEROTIDAE FAMPLI FISH				6
030389 OTH FISH FROZEN EXCL.LIVER&ROE				1548
030431 FISH FILLETS&MEAT.FRESH/CHILL				10935
030439 OTH FISH FILLET/MEAT FRESH/CHI	29	14332		34657
030449 FRESH/CHI FILLET OF OTHER FISH		79		1844
030451 OTH FILLETS OF TILAPIAS.FRE/CH		14071		8126
030459 OTH FILLETS OF OTH FISH.FR/CHI		353		
030462 FROZE FILLET/MEAT.CATFISH FISH		66912		278896
030479 FROZ FILLET O.BREGMACER FAMILY		16		
030487 FROZEN FILLETS/MEAT OF TUNAS		341	21	434
030489 FROZEN FILLET/MEAT OF OTH FISH				1547
030499 OT FISH FILET/MEAT FRE/CH/FROZ	9076	282103	9682	195956
030510 FLOUR, MEALS & PELLETS OF FISH				19
030520 LIVERS&ROES,DRIED,SMOKED,SALT	28	403		33
030539 OTH FISH FILLE/D/S/BR.NOT SMOK		70		8
030549 OTH SMOKED FISH&FILLET NOT EDI		5		3
030559 OTH DRIED FISH SALT NOT SMOKED		69		60
030561 FISH SALTED.NOT DRIED/SMOKED				105
030569 OTH FISH SALT,NOT DRIED/SMOKED		36		747
030579 OTHER EDIBLE FISH OFFALS		19		
030611 ROCK LOBSTER&SEA CRAWFISH FROZ		97		
030614 CRABS FROZEN FIT FOR HUMAN CON		532		18
030615 NORWAY LBSTER FROZEN EDIBLE		53		
030616 COLD WATER SHRIMPS&PRAWNS FROZ		890	976	3802
030619 OTH CRUSTACEAN INCL FLOUR/MEAL		34		1010
030721 SCALLOPS,LIVE,FRESH,CHILLED				6
030729 OTH,SCALLOPS,CHLAMYS,FROZ,DRY				4
030799 OTH FLOURS MEAL&PEL FOR HUMAN		253		
040110 MILK&CREAM OF A FAT UPTO 1%	26	3215	157	3169
040120 MILK & CREAM OF A FAT 1% TO 6%		4577		8463
040140 MILK & CREAM.FAT-6% TO 10%		348	18	114
040150 MILK & CREAM.FAT-EXCEEDING-10%	31	5371		2235
040210 MILK&CREAM IN POWDER FAT 1.5%	957663	8460169	737297	5886946
040221 MILK&CREAM IN POWDER>1.5% FAT	35462	322576	16929	1029365
040229 OTH,MILK&CREAM IN POWDER>1.5%	3158	24205	258	27891
040291 OTH MILK/CREAM NOT SOLID/SWEET		38912		6692
040299 OTH MILK/CREAM SOLID,SWEETEND	4725	218252	22018	195080
040310 YOGURT	1794	222423	3550	12492
040390 BUTTER MILK,CURDLED MILK/CREAM	47	2218	1092	6854
040410 WHEY AND MODIFIED WHEY CON SUG	84731	1809919	141154	1234433
040490 OTH PRODUCT CONSIST NATUR MILK		48199	12230	78248
040510 BUTTER	1155	22357	8320	29699
040520 DAIRY SPREADS		10		15
040590 OTH FATS&OIL DERIVED FR MILK	43	97335	47273	103298
040610 FRESH CHEESE INCL WHEY,CURD	20467	164975	7141	175534
040620 GRATED OR POWDER CHEESE		3187	38	971
040630 PROCESSED CHEESE NOT GRATED	17536	333579	17006	230582
040690 OTHER CHEESE		5152		417
040711 FERTILIZED EGGS FOR INCUBATION		7162	59491	224327

Contd.

10.11 Imports by Economic Categories (Detail)

(In Thousand Rupees)

ITEMS	JUNE, 2014	FROM JUL-2013	JUNE, 2013	FROM JUL-2012
040719 FERTILIZED EGGS OF OTHER BIRDS	60396	106509		21041
040721 O.FRESH EGGS OF CHICKEN(FOWLS)				4
040729 OTH FRESH EGGS OF OTHER BIRDS		457		1137
040790 OTH BIRD EGG IN SHELL FR/COCKED	35486	36696		1561
040811 EGG YOLKS,DRIED				2442
040819 EGG YOLKS,OTHER THAN DRIED				5
040891 OTH BIRDS,EGG,NOT IN SHELL DRY		22816	13207	117928
040899 OTH BIRDS,EGG OTH THAN DRY		109		
040900 NATURAL HONEY	2762	94880	3602	60842
041000 EDIBLE PRODUCT OF ANIMAL ORIGN				67
070110 POTATO SEEDS	78	586808		233192
070190 POTATOES,FRESH OR CHILLED	1031760	1905350		33761
070200 TOMATOES,FRESH OR CHILLED	7063	14975753	132662	11625537
070310 ONIONS AND SHALLOTS	1204	1523152	2264	3424817
070320 GARLIC	16847	4024667	24794	1790145
070390 LEEK,OTH ALLIACEOUS VEGETABLES		403		1062
070410 CAULIFLOWERS & HEADED BROCCOLI	43	1291	72	721
070490 OTH;EDIBLE BRASSICAS,FRESH/CHI	10292	99073	16169	19926
070511 CABBAGE LETTUCE(H-LETUC)SALAD	203	3553	225	2181
070519 OTHER; LETTUCE	201	2394		1729
070610 CARROTS AND TURNIPS	278	4089	162	10769
070690 OTH SALAD.BEETROOT,RADISH ETC	123	1726	69	2077
070700 CUCUMBERS&GHERKINS,FRESH/CHL		75125		9970
070810 PEAS FRESH OR CHILLED	1614	501509	1002	163736
070820 BEANS (SAME),FRESH OR CHILLED	170	43148	200	539
070890 OTH LEGUMINOUS VEGETABLE FR/CH		1614	929	4393
070920 ASPARAGUS,FRESH OR CHILLED	66	1053	67	881
070930 AUBERGINES FRESH OR CHILLED		111841	135	760
070940 CELERY OTH THAN CELERIAC,F/CHL				
070951 MUSHROOMS,FRESH OR CHILLED	162	2147	154	1798
070959 OTH MUSHROOMS&TRUFFL FRESH/CH		39		209
070960 FRUIT OF GENUS CAPSICUM F/CHLL	717	730087	318	219943
070970 SPINACH NEWZEALAND SPINACH FRE	64	318	24	190
070991 OTH VEGETABLES FRESH/CHILLED				794
070992 OTHER OLIVES FRESH OR CHILLED	20	20	23	44
070993 OTH PUMPKINS SQUASH&GOURDS F/C		168		813
070999 OTH VEGETABLES FRESH/CHILLED	81942	468603	301	440462
071010 POTATO, FROZEN.	2832	11832		7355
071021 PEAS(PISUM SATIVUM),FROZEN				11
071022 BEANS FROZEN				22
071029 OTH LEGUMINOUS VEGETABLES FROZ		146		111
071030 SPINACH,NEWEALAND SPINACH FROZ				18
071040 SWEET CORN, FROZEN	60	6024	516	4251
071080 OTHER VEGETABLES,FROZEN		3143		670
071090 MIXTURE OF VEGETABLES,FROZEN	2792	3188		69
071120 OLIVES PROVISIONALLY PRESERVED	27	224	44	130
071140 CUCUMBERS & GHERKINS PRESERVED	20	20		
071159 OTH MUSHROOMS & TRUFFLES		1268	10	131
071190 OTH VEGETABLES, PRESERVED		602	4235	4407
071220 ONION; WHOLE DRIED,CUT	5465	34894	76	15474
071231 MUSHROOM GENUS AGARICUS DRIED	99	2608		2944
071232 WOOD EARS DRIED WHOLECUT SLIC		55		

Contd.

10.11 Imports by Economic Categories (Detail)

(In Thousand Rupees)

ITEMS	JUNE, 2014	FROM JUL-2013	JUNE, 2013	FROM JUL-2012
071233 JELY FUNGI DRY CUT WHOLE SLIC				10
071239 OTH TRUFFLE DRYCUT WHOLE SLIC	7092	32756	319	4100
071290 OTH VEGETABLE MIXTURE DRIED	9775	125669	2508	117470
071310 PEAS DRIED SHELLED	1569671	9792779	809541	12703586
071320 CHICK PEAS DRIED SHELLED	520713	3787336	356678	8416898
071331 BEANS OF SPECIES VIGNA MUNGO	33890	145388	3172	85307
071332 SMALL RED (ADZUKI) BEANS		12176		4189
071333 KIDNEY BEANS,INCL WHITE BENAS	224558	5778131	558101	4052964
071339 OTHER BEANS	72475	853958	74083	862266
071340 LENTILES	595459	6182560	418410	2600482
071350 BROAD BEANS & HORSE BEAN	2087	43295		45019
071390 OTH DRIED LEGUMINOUS VEGETABLE	771083	4930621	190331	2729926
071410 MANIOC (CASSAVA)				10
071420 SWEET POTATOES		3862		
071430 YAMS FRESH,CHILLED,FROZEN/DRIE		34		3
071440 TARO FRESH,CHILLED,FROZEN/DRIE		264		
071490 OTHER ROOTS AND TUBERS		11578	1617	74439
080111 DESICCATED, COCONUTS	97832	768961	30655	449028
080119 OTHER COCONUTS	15834	321793	13006	294452
080121 BRAZIL NUT IN SHELL				257
080131 CASHEW NUT IN SHELL		6001		1012
080132 CASHEW NUT SHELLED	8026	227375	485	112978
080211 ALMOND IN SHELL	52454	364218	9049	191386
080212 ALMOND,SHELLED (GIRI).	3565	490550	1072	260070
080221 HAZEL NUTS,IN SHELL	9	9	10	18
080222 HAZEL NUTS,SHELLED		189		184
080231 WALNUTS IN SHELL(AKHROTE)	260	2431		917
080232 WAL NUTS SHELLED(AKHROTE)		635		
080251 PISTACHIO IN SHELL		124078		83032
080252 PISTACHIO SHELLED		14525		14722
080280 ARECA(BETAL NUTS)	675073	8479745	700763	6751487
080290 OTHER EDIBLE NUTS	3598	7628		12433
080310 PLANTAINS,FRESH OR DRIED	6147	31561		8712
080390 OTHER BANANS FRESH OR DRIED	67219	102781		81583
080410 DATES	11353	251845	49008	232880
080420 FIGS	37	1751		774
080430 PINEAPPLES	238	5435		8593
080440 AVOCADOS				55
080450 GUAVAS,MANGOES,MANGOSTEN F/DRY		743		401
080510 ORANGES	1636	18188	2560	23130
080520 MANDARINS,CLEMENTIN ETC FR/DRY		889		3233
080540 GRAPEFRUIT,INCLUDING POMELOS	269	1012	170	177
080550 LEMONS AND LIMES	135	1252	193	274
080590 OTH CITRUS FRUITS FRESH/DRIED.				12
080610 GRAPES, FRESH	561	2210117	107	1521225
080620 GRAPES, DRIED	367	21736	2767	17428
080711 WATERMELONS	386	75047		205280
080719 OTHER MELONS		88708		38176
080720 PAPAWS;(PAPAYAS/PAPITA)		93		58
080810 APPLE, FRESH	70958	801744	35092	961999
080830 PEARS FRESH		23033		39822
080910 APRICORTS;FRESH(KHUBANI)	12647	300502	12968	527587

Contd.

10.11 Imports by Economic Categories (Detail)

(In Thousand Rupees)

ITEMS	JUNE, 2014	FROM JUL-2013	JUNE, 2013	FROM JUL-2012
080930 PEACHES,(INCLNECTR)ARROO FRESH				54
080940 PLUMS AND SLOES		73		109
081010 STRAWBERRIES,FRESH	82	152		116
081020 RASBERRY,BLACKBERRY,ETC FRESH	43	43		6
081040 CRANBERRIES,BILBERRIES FRESH				10
081050 KIWIFRUIT, FRESH	39	463		1168
081060 DURIANS FRESH				3
081090 OTHER FRESH FRUITS	901	779286	170	331414
081110 STRAWBERRIES,FROZEN		315		2726
081120 RASBERRY,BL.BERRY MULBERRY FRZ	330	3457		232
081190 OTHER FRUITS AND NUTS,FROZEN		58	927	1858
081290 OTH FRUIT/NUTS PRESERVED PROVI		1168		
081310 APRICOTS DRIED	75	6422		8629
081320 PRUNES DRIED		5522		11758
081330 APPLES DRIED		10103		5163
081340 OTHER DRIED FRUITS	49319	615329	12742	360384
081350 MIXTURE OF NUTS,DRIED FRUITS		2659		32676
081400 PEEL OF CITRUS FRUITS/MELONS		455		347
090111 COFFEE NOT ROAST,NOT DECAFEINE		134		167
090121 COFFEE,ROAST,NOT DECAFFEINATED	2727	13276		10120
090122 COFFEE ROASTED,DECAFFEINATED		241	936	938
090190 OTH COFFEE HUSKS/SKIN/COFE SUB	3104	26903	3705	25863
090210 GREEN TEA PACK < 3 KG	1016	13837	772	9418
090220 OTHER GREEN TEA(NOT FERMENTED)	35929	596476	33170	600362
090230 BLACK TEA & PARTLY FERMENT TEA	88	15023	37	9172
090240 OTH BLACK TEA,OTH PARTLY F.TEA	2718773	30201826	1700516	35012570
090300 MATE		141	1121	1645
090411 PEPPER,NEITHER CRUSH NOR GROND	293281	1561397	85940	976781
090412 PEPPER CRUSHED OR GROUND	176	10977	10783	21268
090421 FRUIT OF GENUS CAPSICUM DRIED	214355	561901		144652
090422 FRUIT OF GENUS CRUCHED/GROUND	6125	10040	18	66083
090611 CINNAMON NOT CRUSHED OR GROUND	929	14114	1526	27719
090619 OTHER CINNAMON	17937	280192	26969	235832
090620 CINNAMON & TREE FLOWER,CRUSHED		99		27
090710 CLOVES NEITHER CRUSHED/GROUND	21760	323778	14406	201525
090720 CLOVES CRUSHED & GROUND		5467		2767
090811 NUTMEG NEITHER CRUSHED/GROUND		71115	24631	78748
090812 NUTMEG CRUSHED & GROUND		2074		
090821 MACE NEITHER CRUSHED/GROUND	6737	127444	4700	56479
090822 MACE CRUSHED OR GROUND			2142	2345
090831 CARDAMOMS NITHER CRUSHED/GRO	69753	821452	43713	846337
090832 CARDAMOMS CRUSHED & GROUND	3428	7577		1171
090921 SEEDS-CORIANDER NITHER CRU/GRO	36807	492506	14021	200744
090922 SEEDS-CORIANDER CRUSHED/GROUND	2484	18134	2583	29850
090931 SEEDS OF CUMIN (WHITE ZEERA)	75309	676411	25595	323568
090932 SEEDS CUMIN.CRUSH/GRO(W.ZEERA)	2331	6912		3770
090961 CARAWAY,ANISE,FENL,JUNI.N-CR/G	9365	71110	3397	106656
090962 CARAWAY,ANISE,FENEL,JUNI.CR/GR		120		7194
091011 GINGER NEITHE CRUSHED/GROUND	330000	4333312	176657	3082484
091012 GINGER. CRUSHED OR GROUND		2303		
091020 SAFFRON, (ZAFRAN)				127
091030 TURMERIC (CURCUMA)	14005	43016	7097	67321

Contd.

10.11 Imports by Economic Categories (Detail)

(In Thousand Rupees)

ITEMS	JUNE, 2014	FROM JUL-2013	JUNE, 2013	FROM JUL-2012
091091 MIXTU OF PROD H-09.04 TO 09.10	73	1743		1682
091099 OTHER SPICES	1621	26741	1202	10202
100119 DURUM WHEAT		11323728		
100199 OTHER DURUM WHEAT & MESLIN		28279		672489
100210 RYE SEED				18
100290 OTHER RYE	169	169		
100310 BARLEY SEED				1228
100390 OTHER BARLEY	37	107851		66359
100490 OTHER OATS	7977	17398		149488
100510 SEED, MAIZE	1195981	6210723	421073	4288603
100590 OTHER MAIZE (CORN)	233	56695	12752	31325
100610 RICE IN HUSK (PADDY OR ROUGH)	378910	2812618	194279	4909257
100620 HUSKED (BROWN) RICE				479
100630 SEMI/WHOLLY MILLED RICE/POLIS	1704	154970	6788	1494947
100640 BROKEN RICE	1443	3976		
100710 SEED GRAIN SORGHUM(JAWAR)		2198		9123
100790 OTHER GRAIN SORGHUM(JAWAR)		1194		
100810 BUCK WHEAT		103	1815	9132
100821 MILLET (BAJRA)	28641	55818	10894	90033
100829 OTHER MILLET (BAJRA)	14550	92004	3802	35196
100830 CANARY SEED		19645	1184	4109
100890 OTHER CEREALS		2949		4332
110100 WHEAT OR MESLIN FLOUR	14778	262855	16086	1657694
110220 MAIZE (CORN) FLOUR	86	260		2416
110290 OTHER CEREAL FLOUR	463	7188	1127	3338
110311 GROATS AND MEAL OF WHEAT		68	78	246713
110313 GROATS&MEAL OF MAIZE (CORN)	2227	22548	1509	13089
110319 GROATS AND MEAL OF OTH CEREAL		45		48549
110412 ROLLED OR FLAKED, OATS.		128		116
110419 ROLLED/FLAKED GRAIN/OTH CEREAL		908		
110422 OTHER WORKED GRAIN OF OATS	181	19308	2329	14942
110423 OTH WORK GRAIN OF MAIZE (CORN)		525		195
110429 OTH WORK GRAIN OF OTH CEREALS		8259		6461
110510 FLOUR,MEAL&POWDER OF POTATOES	20650	333384	8404	277111
110520 FLAKE,GRANULE/PELLETS POTATOES		4984	256	13312
110620 FLOUR,MEAL POWDER OF SAGO/ROOT	25	49		450
110630 FLOUR,MEAL POWDER PRD CHAPT-8	30	1115		212
110720 MALT ROASTED		16576		
110811 WHEAT, STARCH				60
121010 HOP CONES,NEITHER GROUND/POWDE				2265
121020 HOP CONES,GROUND POWDER PELLET		10151		2862
121120 GINSENG ROOTS	504	3434		5576
121229 OTHER SEAWEDS& OTHER ALGAE		5095	4246	11887
121292 LOCUST BEANS (CAROB)				6
121299 OTHER FRUIT STONE&KERNELS/VEG		528		16156
121300 CEREAL STRAW & HUSKS,IN PELLET	31344	425181	17741	145614
121410 LUCERNE (ALFALFA) MEAL&PELLETS	14600	26626		10
121490 OTH SWEDES,MANGOLDS,FODDER,HEY		265		145
130120 GUM ARABIC	11016	165351	4287	92048
160231 OTH PREP/PRESV MEAT OF TURKEY				186
160232 OTH PREP/PRESV MEAT OF FOWLS	44583	430200	23315	240894
160239 OTH PREP/PRESV,MEAT OTH POLTRY	6221	102816	6798	36803

Contd.

10.11 Imports by Economic Categories (Detail)

(In Thousand Rupees)

ITEMS	JUNE, 2014	FROM JUL-2013	JUNE, 2013	FROM JUL-2012
160250 OTH PREP/PRES MEAT BOVIN ANIML	2559	33694	5841	27191
160290 OTH PREP MEA OFL,BLOOD ANIMAL				460
160300 EXTRACT/JUICE OF MEAT,FISH ETC		423		21
160411 SALMON,FISH,WHOLE/PIE NOT MICE		7		32
160412 HERRING,WHOLE/PIECE NOT MINCED		23		
160413 SARDINE,BRISL/SPRAT W/P N-MINC		270		77
160414 TUNAS,SKIPJACK,BONITO,WHOLE/PC	175	1427	37	1529
160415 MACKERAL,WHOLE/DIECE NOT MINCE				7
160416 ANCHOVIES,WHOLE/PIECE NOT MINC	48	48		4
160419 OTH FISH,WHOLE/PIECE NOT MINCE	1542	24811	1431	16711
160420 OTH FISH PREPARED PRESERVED	173	15253		10097
160432 CAVIAR SUBSTITUTES				18
160510 CRAB,PREPARED OR PRESERVED.		408	43	3395
160521 SHRIMPS&PRAWN NOT IN.AIR T-CON				18
160529 OTH SHRIMPS&PRAWN PREPARED/PRE	56	134		19
160551 OYSTERS PREPARED OR PRESERVED				83
160552 SCALLOPS,INCL QUEEN SCALLOPS				152
160553 MUSSELS PREPARED OR PRESERVED				52807
160559 OTH MOLLUSCS PREPARED/PRESERVE	52	52		
160569 OTH AQUATIC INVERTEBRATES.P/PR	517	602		
170112 BEET SUGAR RAW NOT CONT FLAVOR	180	495	54	1339
170113 GUR (JAGGERY)N-CON FLAVOUR/COL		74		31
170114 OTH CANE SUGAR RAW.N-CON FL/CO	42	91		148
170191 O.CANE/BEET SUGAR CON.FLAV/COL		4141	129	6906
170199 OTH CANE/BEET SUGAR PURE SUC	57067	631229	77565	493849
170211 LACTOSE & LACTOSE SYRUP WT 99%	80036	951271	54060	1018791
170219 OTH,LACTOSE AND LACTOSE SYRUP	44	34357	358	8022
170220 MAPLE SUGAR AND MAPLE SYRUP		357		
170230 GLUS SYP,DRY STAT FRVCT <20%	136580	652952	30510	396741
170240 GLUCOSE/GLUCOSE SYRUP<20% FRUC	1214	2080		100
170250 CHEMICALLY PURE FRUCTOSE		213		692
170260 OTH FRUCTOS SYP,50% WT OF FRAC				467
170290 OTH SUGAR INCL INVERT SUGAR	54417	635832	41983	365735
170310 CANE MOLASSES		290		
170390 OTH MOLASSES,FROM REFINING SUG		1269		
170410 CHEWING GUM,WH/NOT SUGA COATED	7971	69976	897	60749
170490 OTH SUGAR CONFECT NOT CON COCA	42987	523229	30635	414454
180100 COCOA BEANS,WHOLE,BROKEN,ROAST		6	50	54
180310 COCOA PASTE,NOT DEFATTED(LICOR		182451		131204
180400 COCOA,BUTTER,FAT AND OIL	90433	477830	17628	243030
180500 COCOA POWDER,NOT CON ADDED SUG	88596	1164911	38663	777148
180610 COCOA POWDER,CON ADDED SUGAR	92	1879	190	582
180620 OTH PREPA WT2KG,PAS,BLOCK SLAB	52431	470707	69229	687135
180631 OTH FOOD PREP COCOA BARS FILD	48970	309577	12784	183010
180632 OTH FOOD PREP COC BAR NOT FILD	1818	11388	230	1725
180690 OTH,FOOD PREP CONT COCOA LIQUD	19840	197850	5823	145920
190110 FOOD PREP FOR INFANT USE	381875	5634758	630607	4734863
190120 MIXES&DOUGHS FOR PREP BAKER	18874	99457	4406	41199
190190 OTH FOOD PREP OF FLOUR,MEAL	169853	1796842	195133	1462195
190211 UNCOOK PASTA,NUT STUF D CON EGG	19	875	17	422
190219 OTHER,UNCOOKED PASTA.	2327	18450	675	12338
190220 STUFFED PASTA,WHETH/NOT COOKED		40		362

Contd.

10.11 Imports by Economic Categories (Detail)

(In Thousand Rupees)

ITEMS	JUNE, 2014	FROM JUL-2013	JUNE, 2013	FROM JUL-2012
190230 OTHER PASTA	4846	21676	1223	13425
190240 COUSCOUS WHETHER OR NOT PREPARE		108		34
190300 TAPIOCA&SUBSTI PRE FRM STARCH	3150	57319	7150	40282
190410 PREP FOOD,SWLL/ROAS OF CEREALS	25811	239327	23006	259637
190420 PREP FOOD UNROAST CEREAL FLAKE		20264	83	13229
190430 BULGUR WHEAT		11		27
190490 OTH PREP FOOD OBTAIN BY CEREAL	12913	138338	3997	74251
190510 CRISPBREAD AND BUNS		1132		4
190520 GINGER BREAD AND THE LIKE.	30	30		50
190531 SWEET BISCUITS	9820	73792	4427	27437
190532 WAFFELS AND WAFERS	14150	108950	5107	96884
190540 RUSK,TOASTED BREAD & PRODUCTS	7160	51001	9022	64642
190590 OTHER BAKERY PRODUCTS	29540	234871	14717	152772
200110 CUCUMBER,GHERKINS PREP/PRESERV	89	1904		96
200190 OTH VEG FRUIT,NUT,PRES VIN/ACE	235	16325	1443	8817
200210 TOMATOES,WHOLE/PIECE,PREP/PRSV		1356	93	553
200290 OTH,TOMATO/PRE/PRS O/TH VINGER	31790	495208	4090	182963
200310 MUSHROOM,PREP/PRSV O/TH VINHER	6694	43216	2924	23253
200390 OTH MUSHROOM&TRUFFLE PREPARED	487	9658	158	3371
200410 POTATO,PREP/PRSV,O/TH VINGERS	45721	560476	32859	265045
200490 OTH VEG MIX/VEG PREP O/TH VING	13383	189628	10596	146074
200510 HOMOGENIZED VEGETABLES	88	257	328	546
200520 POTATO PREP O/TH VING NOT FROZ	2672	21974	1613	16292
200540 PEAS PREP O/TH VINGER NOT FROZ		3930	950	3653
200551 BEAN SHELD PREP O/TH VING N/FZ	2250	5112	94	788
200559 OTH BEAN PREP O/TH VING NOT FZ	1475	21294	2045	16034
200560 ASPARAGUS,PREP O/TH VING N-FZ		224		103
200570 OLIVES PREP O/TH VING NOT FROZ	12803	96111	5667	53945
200580 SWEET CORN,PREP/PRESV NOT FROZ	3293	39487	3661	31663
200591 OTH VEGETABLES& MIXTURE OF VEG	20	784	15	705
200599 OTH VEGE PREPARED OR PRESERVED	1456	18978	3351	21940
200600 VEG,FRUIT,NUTS,PEEL PRE BY SUG	233	1834	126	832
200710 HOMOGENENISED PREPARATIONS	89	1145	88	1555
200791 OTH,CITRUS FRUIT COOKED PREP		129		24
200799 OTH JAM,FRUIT,JELLY,MARMALADE	6872	54572	2130	31232
200811 GROUND NUTS,PREP/PRESERVED	74	3254	290	5515
200819 OTH NUTS/SEED INCL MIXTURES	2319	27531		14082
200820 PINEAPPLES,PREPARED/PRESERVED	75463	342886	37210	375681
200830 CITRUS FRUIT,PREPARE/PRESERVED	13369	92893	24279	85530
200840 PEARS,PREPARED OR PRESERVED	24	11414	3131	21700
200850 APRICOTS,PREPARED OR PRESERVED		49	11	173
200860 CHERRIES,PREPARED OR PRESERVED	862	14599	271	7312
200870 PEACHES,PRPARED OR PRESERVED	10225	144733	7233	101780
200880 STRAWBERRIES,PREPARE/PRESERVED	481	10011	2057	9971
200893 CRANBERRIES		4		12
200897 MIXTURES OF FRUITS,NUTS&PLANTS	22508	290713	13923	208091
200899 OTH FRUITS,NUT/EDIBLE PLANTS	6143	46050	2707	32963
200911 ORANGE JUICE,FROZEN	5123	20236		56174
200912 ORANGE JUICE,NOT FROZEN				333
200919 OTHER ORANG JUICE	97554	672851	57649	343412
200921 GRAPEFRUIT JUICE,BRIX VAL=20		40		
200929 OTHER GRAPE FRUIT,JUICE	334	849	11	2067

Contd.

10.11 Imports by Economic Categories (Detail)

(In Thousand Rupees)

ITEMS	JUNE, 2014	FROM JUL-2013	JUNE, 2013	FROM JUL-2012
200931 JUICE OF ANY SINGL CITRUS FRUT		617		227
200939 OTH JUICE OF ANY CITRUS FRUIT	866	7989	111	6315
200941 PINEAPPLE JUICE ,BRIX VAL=20		197		25
200949 OTHER PINEAPPLE JUICE	13630	70979	475	5263
200950 TOMATO JUICE		74		2
200961 GRAPE JUICE INCL GRAPE MUST			1495	1495
200969 OTHER GRAPE JUICE	22820	437259	138	298957
200979 OTHER APPLE JUICE	35901	416804	6673	424517
200981 CRANBERRY JUICE		66		3
200989 OTHER JUICE OF FRUIT/VEGETABLE	17735	112673	24632	189299
200990 MIXTURES OF JUICES	1286	47379	5711	52280
210111 EXTRACT,ESSENCE/CONC COFEE/PRE	4233	307182	2000	76056
210112 PREP WITH A BASIS OF EXTRA/COF	286	10810		6255
210120 EXACT,ESSENCE ETC OF TEA MATE		8660	2142	6842
210130 ROASTED CHICORY/OTH COFEE/SUB			50	276
210210 ACTIVE YEASTS	51533	505163	44506	387470
210220 INACTIVE YEASTS,OTH SINGL CELL		6698	952	13991
210230 PREPARED BAKING POWDERS	77	15367		17427
210310 SOYA SAUCE	21346	164362	8229	105033
210320 TOMATO KETCHUP/OTH TOMATOSAUCE	3645	65942	1947	29555
210330 MUSTARD FLOUR/MEAL/PREP MUSTAR	4035	16616	358	8190
210390 OTH SAUCES PREP/MIX SEASONING	19095	180158	11859	120275
210410 SOUPS/BROTHS & PREP THEREOF	2706	5219		513
210420 HOMOGENISE COMPOSITE FOOD PREP	15	96	5	233
210500 ICE CREAM,OTH EDIBLE ICE	550	32063	2186	19021
210610 PROTEIN CONCENTRATE/TEXT PROTN	740	29988	1376	39976
210690 OTH FLAVOURING POWDER/CONCT	450040	4889313	335004	3384478
220110 MINERAL WATERS/AERATED WATERS	1994	20357	916	10290
220190 OTH,NATURAL/ARTIFICIAL WATERS	186	2851	21	3988
220210 WATER,MINERAL/AERATED WATER	40078	403763	36242	413517
220290 OTH WATER/OTH NON ALCOLIC BEVG	15758	116595	8808	99357
220300 BEER MADE FROM MALT	1260	32160	4079	61512
220410 SPARKLING WINE	1278	30177	3141	65787
220421 OTH WINE OF FRESH GRAPES<2LT		9587		587
220429 OTH WINE OF FRESH GRAPES>2LT		5746		1687
220430 OTH GRAPE MUST INFERMENATION		116		
220600 OTH FERMENTED BEVERAGES/MXTURE				17075
220820 SPIRIT OBT BY DISTIL GRAPEWINE	1294	13485	79	15420
220830 WHISKIES	3371	42427	3438	76285
220840 RUM&OTH SPIRITS DISTILL SUGAR		226		1888
220850 GIN AND GENEVA	233	3848	337	4396
220860 VODKA	754	4684	1254	16206
220870 LIQUEURS AND CORDIALS	194	2509	7	12081
220890 OTH SPIRIT/SPIRITOUS BEVERAGES	1251	21394	632	42561
220900 VINEGAR&SUBSTITUTE,ACTIC ACID	738	8321	90	6068
230110 FLOURS,MEALS,PELLETS,OF MEAT				271
230120 FLOURS,MEALS,PELLETS,OF FISH		11801		20
230210 BRAN SHARP & RESIDUES OF MAIZE				96
230230 BRAN SHARP & RESIDUES OF WHEAT		402		
230240 BRAN SHARP RESIDUE OF OTH CERL		112		
230310 RESID.STARCH MANUF&SIM RESIDUE	1194	1291		1223
230400 OIL-CAKE/OTH S/RESID SOYABEAN	4510204	36089655	4841189	33478664

Contd.

10.11 Imports by Economic Categories (Detail)

(In Thousand Rupees)

ITEMS	JUNE, 2014	FROM JUL-2013	JUNE, 2013	FROM JUL-2012
230610 OIL-CAKE/OTH RES.COTTON SEED			5953	15212
230630 OIL CAKE/OTH SUNFLOWER SEEDS		74658	273	22851
230641 OIL CAKE/OTH RESID COLZA SEEDS	223167	1694657		
230649 OIL CAKE/OTH RESID RAPE SEEDS	39104	323033		511974
230650 OIL CAKE/OTH RESIDUES,COCONUT				151145
230660 OIL CAKE/OTH RESIDUE,PALM NUTS	79715	630536	6320	611175
230690 OIL CAKE/OTH SOLID RESIDUE,VEG		1045		143
230800 VEG MATL & VEG WASTE,VEG RESID	908	908		988
230910 DOG/CAT FOOD,PUTUP RETAILSALE	5921	63664	3281	40910
230990 OTH,PREP USED IN ANIMAL FOOD	413360	3854949	178042	2820781
240110 TOBACCO,NOT STEMMED/STRIPPED		31733		1102
240210 CIGAR,CHEROOTS CONTAIN TOBACCO	233	2399	312	1908
240220 CIGARETTES CONTAINING TOBACCO	44777	303377		158077
240290 CIGAR,CHEROOTS/TOBACCO SUBST	16	1732	34	1071
240311 WATER PIPE TOBACCO				132
240319 OTHER SMOKING TOBACCO		404		22749
240391 HOMOGENISE/RECONSTITUTE TOBACO		15228	1551	8527
240399 OTH MANUFACTURED TOBACCO/EXTR	7823	33315	248	8656
271012 LIGHT OILS AND PREPARATIONS	19674359	234173162	14149892	175379835
271019 KEROSENE,INCL KER.TY. JET FUEL	1070140	10979412	1218593	10892636
293500 SULPHONAMIDES	84851	1631633	104530	1460212
293621 VITAMIN A ITS DERIVATIVE UNMIX	16297	237615	8367	216521
293622 VITAMIN B1/ITS DERIV UNMIXED	14009	176158	12556	192218
293623 VITAMIN B2/ITS DERIV UNMIXED	17228	169201	11610	158212
293624 D-,DL-PANTOTHENIC ACID(VITB3B5	24678	225332	12131	213940
293625 VITAMIN B6/ITS DERIV UNMIXED	34575	292179	7249	243046
293626 VITAMIN B12/ITS DERIV UNMIXED	29035	331425	25245	273517
293627 VITAMIN C/ITS DERIVATIVE UNMIX	30711	363006	10096	380982
293628 VITAMIN D/ITS DERIVATIVE UNMIX	52636	661802	36390	761489
293629 OTH VITAMIN/ITS DERIV UNMIXED	50698	680471	18295	510349
293690 OTH INTER-MIXTURE PROVITAMINS	6403	169605	6907	230974
293711 SOMATOTROPIN ITS DERIVATIVES				4
293712 INSULINE AND ITS SALTS		124906	25214	127774
293719 OTHER POLYPEPTIDE HARMONES	2505	83102	4151	94490
293721 CORTISONE/HYDRO/PREDNISONE ETC	37670	491563	21283	329234
293722 HALOGENATE DERIV ADERNAL HORMN	54513	844020	38940	793815
293723 OESTROGENS AND PROGESTOGENS	29302	577282	11864	439165
293729 OTH,STEROIDAL HARMONES,DERIVAT	32029	287804	8861	311441
293750 PROSTAGLANDINS,THROMBOXANES&DR	3135	92140	7610	84961
293790 OTH HORMONES/ITS DERIVATIVES	18435	480133	15358	565600
293810 RUTOSIDE(RUTIN)/ITS DERIVATIVE	611	2509	712	2332
293890 OTHER, GLYCOSIDES	8910	118425	3888	96378
293911 CONCENTRATES OF POPPY STRAW	5022	174031		100095
293919 OTH ALKALOIDS OF OPIUM/DERVATI	4897	140518	13694	86284
293920 ALKALOID CINCHONA/DRV SALT	1194	2848		2223
293930 CAFFEINE AND ITS SALTS	35171	322095	34029	328717
293949 OTHER,EPHEDRINE AND ITS SALTS	33404	180041	16607	193673
293959 OTH THEOPHYLLINE/AMINOPHLLINE	3689	182564	1709	170697
293969 OTH ALKALOID OF RYE ERGOT/SALT		69399	3383	183656
293991 COCAINE ECGONINE,SALTS,ESTERS		1820		1405
294000 SUGARD O/T SUCROSE/LACTOSE ETC	29824	408359	33865	426780
294110 PENCILLINE/DERV/ACID/SALT ETC	4358	262527	18191	159244

Contd.

10.11 Imports by Economic Categories (Detail)

(In Thousand Rupees)

ITEMS	JUNE, 2014	FROM JUL-2013	JUNE, 2013	FROM JUL-2012
294120 STREPTROMYCIN/DERIV/SALT THROF	11167	120653	7605	79067
294130 TETRACYCLINE/DERIV/SALT THROF	36350	566148	37476	427501
294140 CHLORAMPHENICAL/DERIV/SALT	4206	103064	18904	130446
294150 ERYTHROMYCIN/DERIV/SALT THROF	86695	1531998	174596	1442565
294200 OTHER ORGANIC COMPOUNDS.	3012	43215	2146	26461
300190 OTH GLAND ORGAN,EXTRACT,HAPRIN		476		2984
300210 ANTISERA/OTH BLOOD FRAC MODIFY	5562	114962	13765	97884
300220 VACCINES FOR HUMAN MEDICINE	2313724	24324159	4546194	30225843
300230 VACCINE VETERINARY MEDICINE	257343	2535896	322998	2505598
300290 OTH HUMAN/ANIMAL BLOOD,THERAPC	61024	671687	30631	474865
300310 MEDICAMENT PENCILLIN DERV/ACID		2992		4227
300320 MEDICAMENT OTH ANTIBIOTICS	11865	146743	3135	98412
300339 OTH,MEDICEMENT HARMONE ANTIBTC	74877	581465	23392	483554
300340 ALKALOID DERV NOT CONT HARMONE				17517
300390 OTH MEDICEMENT NES-NOT-R-SALE	28344	673653	46831	548205
300410 MEDICAMENT,PENCILLIN DERV/ACID	24001	253200	6190	194908
300420 MEDICAMENT OTH ANTIBIOTICS	256521	2592458	250517	2484988
300431 MEDICAMENT INSULIN NOT ANTIBTC	156762	1810625	151935	1627638
300432 MEDICIMENT ADERN CORTC HARMONE	13226	234715	7210	251035
300439 OTH MEDICIMENTHARMONE NOT ANT	124665	1810211	454476	2240183
300440 MEDICAMENT ALKALOID DERV ANTI	25731	332939		83138
300450 OTH MEDICAMENT VITAMIN/OTH PRO	35524	964448	55618	581536
300490 OTH MEDICAMENT THERAPEUTIC USE	1221819	25410923	2780315	21729808
300510 SURGICAL TAP IN JAMBO ROLLS	42434	356102	29737	276314
300590 OTH WADDING,GAUZE,BANDAGE ARTI	23579	656111	6202	161321
300610 STERILE SURGICAL CATGUT, ETC	125794	833914	37815	603984
300620 BLOOD-GROUPING REAGENTS	125	5220	352	2358
300630 OPACIFY X-RAY EXAM DIAGNOSTIC	1351	24283	685	20459
300640 DENTAL CEMENT/DENTAL FILLING	9559	126363	12309	100882
300650 FIRST AID BOXES AND KITS.	310	2623	107	236774
300660 CHEMICAL CONTRACEPTIVE HORMONE	183402	701018	211922	673726
300670 GEL PREP HUMAN/VETERNARY USE	398	10907	3859	11206
300691 APPL IDENTIFIABLE, OSTOMY USE	6955	32829	81	31748
321519 PRINTING INK EXCL. BLACK	95754	1291530	69611	964411
321590 OTH WRITING/DRAWING/OTH INK	31514	272507	35631	255175
330112 ESSENTIAL OIL OF ORANGE	9755	92156	2678	87691
330113 ESSENTIAL OIL OF LEMON	2005	45132	8289	43392
330119 OTH ESSENTIAL OIL/CITRUS FRUIT	69610	302357	17813	382859
330124 ESSENTIAL OIL OF PEPRAMINT	1659	26299	3170	21939
330125 ESSENTIAL OIL OF OTHER MINTS	752	6772	3090	4647
330129 OTH ESSENTIAL OIL O/T CIT FRUT	2831	101559	6368	94924
330130 RESINOIDS		839		234
330190 OTH,CONCENTRATE ESSENT OIL NS	14399	115278	11718	78221
330210 MIXTURE ODORIFEROUS SUBS&MIXT	260121	2673668	80213	2339423
330290 OTH,MIXTURE,ODORIFEROUS SUBST	291269	3490379	208142	2961106
330300 PERFUMES AND TOILET WATERS	31267	615573	15299	754785
330410 LIP MAKE-UP PREPARATIONS	11007	101902	3850	59452
330420 EYE MAKE-UP PREPARATIONS	10893	139944	17243	104667
330430 MANICURE/PEDICURE PREPARATIONS	5553	59259	6536	38951
330491 POWDER WHETHER/NOT COMPRESSED	28117	279338	10837	173766
330499 OTH,BEAUTY/MAKE-UP PREPARATION	65055	973958	42165	722038
330510 SHAMPOOS	149760	2582284	57173	1592476

Contd.

10.11 Imports by Economic Categories (Detail)

(In Thousand Rupees)

ITEMS	JUNE, 2014	FROM JUL-2013	JUNE, 2013	FROM JUL-2012
330520 PREP PERMANENT WAVING/STRAIGHT	6882	56371	3299	29868
330530 HAIR LACQUERS	286	4007	1556	7909
330590 OTH PREP USE ON HAIR	73228	635744	54053	563316
330610 DENTIFRICES	38148	232610	39070	168069
330620 YARN,CLEAN TEETH(DENTAL FLOSS)	162	724		145
330690 OTH,PREP ORAL/DENTAL HYGIENE	2298	5528	446	15053
330710 PRE/AFTER SHAVE PREPARATION	30441	157173	6499	62113
330720 PERSONEL DEDORANT&ANTIP RSPRNT	40375	365453	31652	258930
330730 PERFUMED BATH SALT/OTH PREP	874	6353	595	9818
330741 AGARBATTI/OTH ODORIFEROUS PREP	118	936	23	80
330749 OTH PREP PERFUMING ROOM/RELIGS	30572	179582	24805	150471
330790 OTH,DEPILATORY/PERFUM ETCPREP	2724	48164	1429	26691
340111 SOAP&ORGANIC SURFAC-ACTIV PROD	127325	1198085	66659	1017902
340119 OTH,SOAP ORG-SURFAC-ACT PROD	8358	216823	15222	172645
340120 SOAP IN OTHER FORMS	119804	915682	90798	509893
340130 ORGANIC SURFACE ACTIVE PRODUCT	18353	329156	21133	203386
340211 ORGANIC SURFACE-ACTIVE AGENT	272189	3141778	199211	2440503
340212 ORGANIC SURFACE ACTIVE CATIONC	9789	316377	23791	389248
340213 ORG SURFACE ACTIVE NON-IONIC	212536	3027181	178783	2357796
340219 OTH ORG SURFACE ACTIVE AGENT	30590	296231	14396	163584
340220 ORG SURF PREP PUTUP FOR R-SALE	10350	230317	10796	191391
340490 OTH, ART/PREP WAXES	78492	1050714	52313	865357
340510 PO/CREAM FOR FOOTWEAR/LEATHER	14032	113880	4870	69401
340520 POL/CREAM/PREP, WOOD FURNITURE	518	21133	258	109746
340530 POL/CREAM/PREP,COACHWORK/METAL	434	15672	2910	12922
340540 SCOURING/PASTE/POWDER/OTH PREP	168	3917	17	1575
340590 OTH POL/CREAM/PREP,F-WEAR/LETH	9937	172135	9086	125186
350190 OTH CASEINATE DERIV CASEN GLUE	7568	44153		75854
350211 EGG ALBUMIN DRIED		24521		25529
360300 SAFETY FUSES DETONATING FUSES		243328	5753	229154
360410 FIREWORKS				7
360490 OTHER,PYROTECHNIC ARTICLES				225
360500 MATCHES O/T PYROTECHNIC				1209
360610 LIQUID/LIQUEFIE GAS FUEL	138	6542	99	2657
391740 FITING FOR TUBE ETC OF PLASTIC	14251	338903	40323	377562
391810 FLOOR COVERING OF POLYMERS V-C	26941	198645	24765	125167
392190 OTH PLATE,SHEET ETC OF PLASTIC	131260	1420782	64372	1233910
392210 BATH,SHOWER WASH BASIN OF PLAS	1088	29167	1831	25540
392220 LAVATORY SEAT/COVER OF PLASTIC	1160	14759	920	6609
392290 OTH FLASH/SIM SANITARY PLASTIC	5378	37794	1500	20619
392310 BOXES,CASES,CRATES PLASTIC	67765	729515	40993	645889
392321 SACK&BAG OF POLYMER OF ETHYL	121488	644920	41822	264244
392329 SACKS & BAG OF OTHER PLASTICS	77667	911307	76354	754942
392330 CARBOYS,BOTTLES,FLASKS ETC	35183	445565	27536	383734
392340 SPOOLS,COPES,BOBINS ETC PLASTC	44570	391647	33517	316959
392350 STOPPERS,LIDS,CAPS ETC OF PLAS	125680	1111582	61863	830680
392390 OTH ARTICLES FOR CONVEYANCE NS	44441	500711	51886	438580
392410 TABLEWARE KITCHENWARE OF PLAST	22335	214390	6172	58618
392490 OTH,HOUSEHOLD/TOILET ARTICLES	22009	211996	16906	137673
392510 RESERVOIRS,TANKS,VATS>300 LTRS	343	61902	21	3355
392520 DOOR,WINDOWS FRAME&H-HOLD PLAS	59	12860		9327
392530 SHUTTERS,BLINDS&PARTS OF PLAST	251	8816	110	6359

Contd.

10.11 Imports by Economic Categories (Detail)

(In Thousand Rupees)

ITEMS	JUNE, 2014	FROM JUL-2013	JUNE, 2013	FROM JUL-2012
392590 OTH,BUILDER-WARE OF PLASTIC,NS	54788	449398	37746	225756
392610 OFFICE/SCHOOL SUPPLY PLASTIC	7170	55207	800	21502
392620 ARTICLE OF APPAR CLOTHING PLAS	36994	265769	23527	191551
392630 FITTING FOR FURNITUR/COACH PLA	1454	9563	486	5805
392640 ORANMENTAL ARTICLES OF PLASTIC	49430	270581	17528	186541
400942 TUBE,PIPERUB WITH OTH.METL.FIT	10427	85886	8555	100031
401011 CONVEYOR BELTS WITH METALS		29187	734	50926
401012 CONVEYOR BELTS WITH TEX-METACS	56191	480494	12432	149033
401019 OTH CONVEYON BELT OR BELTING	16505	374886	20937	328648
401031 TRANSMISSION BELTS 60-180 CM	20250	257248	27996	236196
401032 TRANSMISSION OTH BELT 60-180 CM	24002	199635	14440	205701
401033 TRANSMISSION BELT 180-240 CM	1625	7465	151	13079
401034 TRANSMISSION BELT OTH 180-240CM	363	9750	163	11243
401035 TRANSMISSION SYN.BELT 60-150CM	1222	14946	4056	18909
401036 TRANSMISSION SYN.BELT 150-198CM	246	8783	109	6282
401390 OTHER INNER TUBES,OF RUBBER	2955	83655	9053	83137
401410 SHEATH CONTRACEPTIVES	26602	1112940	16246	996315
401490 OTH HYG/PHARMACEUTICAL ARTL	415	21869	886	25715
401511 GLOVES,RUBBER,SURGICAL	28874	372028	29642	390444
401519 OTHER GLOVES,RUBBER	15996	178017	9308	104741
401590 OTH ARTI APPRL/CLOTH ALL PURPS	5938	113801	5560	98058
401610 ARTICLES OF UNHARD CEL VUL RUB	8207	131592	6119	127454
401691 FLOOR COVERING & MATS, RUBBER	3512	28718	295	5867
401692 ERASERS, RUBBER	22350	339664	11714	222383
401693 GASKETS,WASHERS,SEALS,OF RUBB	126276	1679942	169792	1639311
401694 BOAT/DOCK FENDERS,OF RUBBERS	21	164234	55	188525
401695 OTH INFLATABLE ARTICLE OF RUBB	852	14223	595	11965
401699 OTH ARTICAL UNHARD VUL RUBBER	118757	1989862	152355	1626673
420100 SADDLERY&HARNESS FOR ANIMALS	4	359	668	1072
420211 TRUNKS,SUITCASE,VANITY-CASES	9332	38464	4153	39952
420212 TRUNK,SUITCA,SATC ETC PLAS/TEX	59188	632245	38517	456259
420219 OTH TRUNK,SUITCASE,VANITY-CASE	3834	38738	4068	50357
420221 HANDBAG,COMP/PATENT LEATHER	79940	437606	10694	166594
420222 HANDBAGS,PLASTIC/TAXT MATERIAL	14343	123691	11743	107751
420229 OTH HANDBAGS,WITHOUT HANDLES	27030	259626	23005	218253
420231 ARTI.CARIED.IN POCKET. LEA/COM	2633	29552	1192	10387
420232 ARTIC CARRIED IN POCK TAXT MATE	2280	6858	342	5773
420239 OTH,ARTI CARRIED IN HAND/POCKET	3827	36782	4144	27061
420291 OTH CONTAINER O/S OF LEA/COMPS	277	9820		948
420292 OTH CONTAINER O/S PLAS/TEXTILE	1081	35687	2550	37401
420299 OTH CASES VULCANISED FIB/PBOA	1193	17166	4187	36214
420310 ARTICLES OF APPAREL	17884	70862	649	122117
420321 GLOVES,MITTENS & MITTS SPORTS		2119	38	5902
420329 OTH LEATHER GLOVES	1669	60374	3667	42524
420330 BELTS AND BANDOLIERS	31690	308485	30143	348376
420500 OTH ART LEA/COMP LEA TECHNICAL	2760	30706	512	29173
430310 ARTI APPAR CLOTH ACCE FURSKIN		3758		1222
430390 OTHER, ARTICLES OF FURSKINS		211		259
430400 ARTICLE OF FUR&ARTICLE THEREOF	3570	35886	2951	29411
440131 WOOD PELLETS		2414		25
440139 SAW DUST & WOOD WASTE & SCRAP		6395	844	7531
440210 WOOD CHARCOAL OF BAMBOO NOT AG		582		903

Contd.

10.11 Imports by Economic Categories (Detail)

(In Thousand Rupees)

ITEMS	JUNE, 2014	FROM JUL-2013	JUNE, 2013	FROM JUL-2012
441300 DENSIFIED WOOD,BLOCK,PLATE,ETC	1266	22459	1200	42661
441600 CASK,BARREL,VAT,TUB&OTH PRODC		34854	1241	1274
441890 OTH BUILDERS JOINERY/CARP WOOD	22808	275949	16644	167877
441900 TABLEWARE&KITCHENWARE OF WOOD	4732	32072	2390	24489
442010 STATUETTES/OTH ORNAMENT WOOD	105	1477	408	3066
442090 OTH WOOD MARQUETRY&INLAID WOOD	8491	45999	7322	50900
442110 CLOTHES HANGERS OF WOOD	1504	14108	1958	10284
450490 OTH, ARTICLES AGLOMERATED CORK		149		387
460121 MATS,MATTING&SCREEN OF BAMBOO		8031		3108
460122 MATS,MATTING&SCREEN OF RATTAN		4		
460129 OTH MATS,MATTING&SCREN VEG MAT		154		324
460192 OTH MATTING&SCREEN OF BAMBOO		675	36	105
460199 OTH PLATING MATERIAL N.E.S	1282	3640	46	1037
460211 BASKETWORK&OTH ARTICL OF BAMBO	100	2271	316	6016
460212 BASKETWORK&OTH ARTIC OF RATTAN		4		50
460219 BASKETWORK&OTH ART OF VEG MATE	414	1750	238	1926
481200 FILTER BLOCK,SLAB OF PAPERPULP		3000	311	2997
481310 CIGRETTE PAPER IN BOOKLET/TUBE	117	3971		392
481490 OTHER WALLPAPER & COVERINGS.	197	2974	68	4339
481620 SELF-COPY PAPER				685
481690 OTHER COYING PAPER, C/T SIZE.	331	6918	478	12500
481710 ENVELOPES	1259	16587	1361	9480
481720 LETTER CARDS, PLAIN POSTCARDS		250	52	540
481730 BOXES,POUCHES,PAPER STATIONERY	1934	11631	979	6143
481810 TOILET PAPER	3843	100418	4891	47807
481820 HANDKERCHIEFS,TISSUES&TOWELS	5627	64951	7408	77953
481830 TABLE CLOTHS & SERVIETTES	681	5083	1092	2398
481850 ARTICLES OF APPAREL&CLOTHING	328	2123	64	7638
481890 OTH ARTI LINEN,P&P GARMET/ASSE	10723	75615	2959	35854
481910 CARTON,BOXE&CASES CORRU PAPE	107595	1107397	104444	851261
481920 FOLD/CARTO/BOXE&CASE,NON-CURRU	21910	216221	34026	182864
481930 SACKS&BAGS WITH BASE 40CM/MORE	7992	23981	3883	11218
481940 OTH SACKS&BAGS,INCLUDING CONES	3403	119464	2083	95458
481950 OTH PACKING CONTAINERS/RE-SLEE	24329	101998	19488	222010
481960 BOX FILES,LETTER TRAYS,BOX,OFF	6702	43836	1777	37248
482010 REGISTERS,LETTER PADS,DIARIES	4916	46634	4719	39301
482020 EXERCISE BOOKS	549	20070	1778	98587
482030 BINDERS,FOLDERS&FILE COVERS	1701	12818	1344	10412
482040 MANIFOLD BUSINESS FORMS/CARBON	55	1791	15	7093
482050 ALBUMS FOR SAMPLES/COLLECTIONS	1522	9165	572	5308
482090 OTH BOOK COVER,BLOTING PAD,NES	1390	21710	885	18229
482110 P&P.BOARD LABLES PRINTED ALL=K	36945	532719	30571	405971
482190 OTH,P&P/BOARD LABLES NOT PRINT	112921	1653787	134179	1703665
482210 BOBBINS, SPOOLS, CAPS , PULP.	33	16690		18479
482290 OTHER,BOBINS,SPOOL,CAPS ETC.PA	7717	76819	2	57429
482320 FILTER PAPER AND PAPERBOARD	1101	142219	5986	114758
482340 ROLLS,SHEETS AND DIALS,PRINTED	186	5489	245	10649
482361 TRAY,DISHES,PLATES,CUP,P&BORD		60		
482369 OTH TRAY,DISH,PLATE,CUP,P&BORD	13930	91941	8731	49006
482370 MOULDED/PRESSED ARTICL P-PULP	4555	30400	2316	26878
482390 OTH,ARTICLES OF PAPER PULP,CEL	22472	237011	17042	193153
490110 PRINTED BOOKS IN SINGLE SHEETS	2606	24038	2337	35252

Contd.

10.11 Imports by Economic Categories (Detail)

(In Thousand Rupees)

ITEMS	JUNE, 2014	FROM JUL-2013	JUNE, 2013	FROM JUL-2012
490191 DICTIONARIES AND ENCYCLOPAEDIA	4646	83890	10861	144139
490199 OTHER,PRINTED BOOKS/BROCHURES	223845	2484064	178248	2151579
490210 NEWSPAPERS,JOURNAL 4-TIME/WEEK	1924	5655		8927
490290 OTHER NEWSPAPER,JOURNALS PERIO	8668	78578	6623	78766
490300 CHILDREN DRAWING/COLOUR BOOKS	498	331632	47861	389553
490400 MUSIC, PRINTED IN MANUSCRIPT.				51
490510 GLOBES	200	373	41	1421
490591 OTH PRNTD MATER BOOK FORM/ATLS	1	2	62	700
490599 OTH MAPS AND HYDROGRAPHIC/W-PA	63	1951	43	17496
490600 PLANS/DRAWINGS FOR ARCHITECTS	36628	610232	41414	128410
490700 BANKNOTE,CHEQUE,STAMP,BOND ETC	134	56650568	10943391	59398917
490810 TRANSFERS ,VITRIFIABLE.	963	11180	1136	11599
490890 OTH,TRANSFERS(DECALCOMANIAS)	6560	118181	5001	90569
490900 PRINTED/ILLUSTRATED POSTCARDS	4177	50608	4993	57561
491000 CALENDAR OF ANY KIND PRINTED.	21	19958	37	19226
491110 TRADE ADVERTISING MATERIAL.	43945	231396	15034	133297
491191 PICTURES,DESIGNS&PHOTOGRAPHS	268	6927	99	14416
500600 SILK YARN/ YARN SPUN WASTE NRS		1914		155
500710 FABRICS OF NOIL SILK		2047	1214	26745
500720 OTH FAB CON>80% WT OF SILK	63701	736716	45953	828283
511111 WOVEN FABRICS CARDED WOOL,85%	77	44673		19340
511119 OTH WOVEN FABRICS CARDED WOOL	251	22629		5853
511120 OTH MIXED MAN-MADE FILAMENTS		526		1085
511130 OTH MIXED MAINLY/SOLELY M-MADE				1152
511190 OTH WOVEN FAB CARDED WOL/HAIR	4230	23511	4801	53788
511211 WOVEN FAB.COMBED WOOL 85%/HAIR	6119	17254		4018
511219 OTH WOVEN FAB COMBED WOOL 85%>	1742	10927	158	5267
511220 OTH WOVEN FAB.COM.WOLL MIX.MMF		4295	81	5351
511230 OTH WOV.FAB.COM.WOOL MIX.M/MSF	6161	15229		16516
511290 OTH WOV.FAB.CARDE WOOL/FA-HAIR		2788	379	16213
520790 OTHER,COTTON YARN PUT UP SALE	197	5894	3362	4661
520811 WOV FAB COT WT<100G/SQM UNBLEA		589	2	43
520812 WOV FAB COT WT>100G/SQM UNBLEA	33960	162735	559	1763
520819 OTHER WOVEN COTTON FAB UN-BLH	13897	557493	93637	348476
520821 WOV FAB COT WT<100G/SQM BLEACH		4631		2463
520822 WOV FAB COT WT>100G/SQM BLEACH				5090
520829 OTH WOVEN FAB OF COTTON BLEACH		3906	3224	10008
520831 WOV FAB COT WT 100G/SQM DYED	245	21011	4263	362499
520832 WOV FAB COT WT>100G/SQM DYED	151	624		13006
520839 OTH COTON WOV FAB<2000/SQM DYE	12216	139423	2945	34146
520841 WOV FAB COT WT 100G/SQM COLOUR	102	8164	250	5805
520842 COTON WOV FAB WT>100G/SQM COLO	15510	65929		10073
520849 OTH WOV FAB WT 200G/SQM	375	13294	2736	46715
520851 COTON WOV FAB 100G/SQM PRINTED	145244	1827865	428218	3846728
520852 COTON WOV FAB>100G/SQM PRINTED	4474	6674		22129
520859 OTH COT WOV FAB 200G/SQM PRINT	3175	57939	1858	72491
520911 WOV FAB COT WT>200G/SQM UNBLAC		7411		94
520912 COTTON WOV FAB 3-4THREAD UN-BL		267		1
520919 OTH COT WOV FAB>200G/SQM UNBLE	1112	2679	25177	128210
520921 COTTON WOV FAB BLEACH>200G/SQM		11235	1174	9818
520922 COT WOV FAB 3/4THRD W>200G/SQM				232
520929 OTH COT WOV FAB BLE W>200G/SQM	38	5652	334	2227

Contd.

10.11 Imports by Economic Categories (Detail)

(In Thousand Rupees)

ITEMS	JUNE, 2014	FROM JUL-2013	JUNE, 2013	FROM JUL-2012
520931 COTTON WOV FAB DYED>200G/SQM	76	9926	8777	10618
520932 COTTON WOV FAB DYED 3-4 THREAD		43484	127	28158
520939 OTH COT WOV FAB DYED>200G/SQM	38083	82916	40	31840
520941 COT WOV FAB>200G/SQM 85% COT	1756	1756		94
520942 COTTON WOV FAB DENIM>200G/SQM	53576	532633	36629	475513
520943 WOV FAB 3-4-THREAD TWILL>200G		25959	7922	29001
520949 OTH WOV FAB CONT 85% COT/YARN		375	715	11179
520951 COTTON WOV FAB PRINTED>200GSQM		5		4202
520952 WOV FAB 3-4-THREAD TWILL PRINT		12547		4100
520959 OTH WOV FAB PRINTED>200G/SQM	922	66972	2832	19319
521011 COT W-FAB MIX MMF W200G/SQMUNB	687	15529		7258
521019 OTH W-FAB COT MIX MF200GSQM UB	136	27349	484	18841
521021 W-FAB COT MIX-MMF WT 200G/SQM		15331		5731
521029 OTH W-FAB COT 85%,MMF 200G-BL		316		83349
521031 COT WOV FAB MX-MMF200G/SQM DYE		991	30	7056
521032 W-FAB3/4THR MX-MMW 200G/MW DYE		10677		
521039 OTH W-FAD COTMX MF W200G/SQMDY	10790	482883	14970	430050
521041 W-FAB COT MX-MMF 200G/SQM	9483	20229	4020	19198
521049 OTH W-FAB COT MX-MMF W200G/SQM	2760	14491		6438
521051 W-FAB COT MIX,MF W200G/SQM PRI		7564		509
521059 OTH W-FAB COT,MMF W 200G PRINT	174522	6616535	32028	1160821
521111 COT W-FAB,MX MF W>200G/SQM UNB		50510	11752	48233
521112 COT FAB 3-4THREAD MIX>200G UNB				2
521119 OTH W-FABCOT,MF W>200G/SQM UNB	125868	5356891	536972	1910600
521120 W-FAB COT WT<85% MIX MMF-BLEA		165		319299
521131 WW-FAB COT,MMF W>200G/SQM DYED		16501		22583
521132 WOV FAB 3-4THREAD MIX>200GDYED		28801		5689
521139 OTH W-FAB COT,MMF W>200G DYED		4329	10024	13790
521142 W-FAB COT DENM,MX MFW>200G/SQM	3347	210745		124731
521149 OTH W-FB COT CLO YRN MMF>200G		6940	27	4410
521152 WOV FAB 3-4THRD MMF-W>200GPRNT	199	4506	1330	1330
521159 OTH W-FAB COT,MF,W>200G/SQM PR	8198	218612	66842	555379
521211 OTH COT W-FAB UN-BL W 200G/SQM		12726		15429
521212 OTH COT W-FAB BLECH W 200G/SQM			140	2212
521213 OTH COT W-FAB DYED W 200G/SQM	15	9184	5941	25950
521214 OTH W-FAB,COLOR YRN W 200G/SQM			353	1077
521215 OTH W-FAB COT PRNTD W 200G/SQM	13771	15963	211	23162
521223 OTH COT WOV FAB DYED>200G/SQM	6396	17963	3121	4050
521224 OTH W-FAB COT COLYARN>200G/SQM				53
530890 OTH, YARN OF OTH VEG TEX FIBRE		59		132
530911 UN-BLE/BLE FAB CON>85%WT FLX				5459
530919 OTH WOV FAB OF FLAX 85%OR MORE	628	33212		11702
530921 UN-BLE/BLE FAB 85% OR > W FLX				2251
530929 OTH WOV FAB OF FLAX<85% BY WT		5483		5128
531090 WOV FAB OF JUTE OR OTH TEX FIB		2384	301	473
540600 M-MADE FILAMENT YARN RETAIL-SL	267	267		148
540710 WOV FAB HI-TENACI YRN NYLON PO	3750	183943	6923	231844
540720 WOV FAB OBTAIN FROM STRIP,LIKE	18963	287216	20682	222380
540730 FAB PARALLEL SYNTH FILAMENT		32230	14246	41708
540741 FAB 85% OR MORE NYLON FILMENT	89	61246	15578	43544
540742 OTH FAB 85% OR MORE DYED	127340	1691505	66646	1177622
540743 OTH W.FAB NYL FLAMT WT>85% DYE	4978	41877		2805

Contd.

10.11 Imports by Economic Categories (Detail)

(In Thousand Rupees)

ITEMS	JUNE, 2014	FROM JUL-2013	JUNE, 2013	FROM JUL-2012
540744 OTH W.FAB FILA DIF COL NYL>85%	17326	32670	1146	50518
540751 OTH W.FAB TEXTURED POLY U-BLEA	58947	895416	28388	379993
540752 OTH W.FAB TEXTUR POLY DYED 85%	241301	4257974	179329	1295923
540753 OTH W.FAB DIF COL TEXTUR POLYS	463	1361		146
540754 OTH FAB TEXT POLY FIL PRINTED	51406	233770	29118	213964
540761 OTH FAB, NON-TEXT POLY FILAMENT	67855	503724	30373	299989
540769 OTH FAB POLY FIL TEXTILE MAT	24727	213108	18454	206253
540771 OTH WOV FAB SYNTH FIL BL/UN-BL		14752		3363
540772 OTH WOV FAB SYNTH FIL DYED 85%	177	8276	513	10985
540773 OTH W.FAB DIF COL SYN FILA PRI				897
540774 OTH WOV FAB SYNTH FIL PRINTED		120		1109
540782 OTH WOV FAB MIXED COTTON DYED	12	13927	54	28916
540783 OTH FAB SYN TEXMAT COLOR DYED		5462		165
540784 OTH FAB SYN TEX SQM MATERUAK	9853	62438	9220	120437
540791 OTH WOV FAB SYN F/L BL/UN-BL		63	66	66
540792 OTH WOV FAB SYN F/L NS DYED	856	15555		885
540793 OTH WOV FAB SYN F/L NES COLOUR	183	7666	1279	38103
540794 OTH WOV FAB SYN FIL NES PRINT	18666	68552	6386	32113
540810 W.FAB HIGH TENCITY YRN VIS, RAY		3131	2319	4666
540821 OTH WOV FAB ART. FIL BL/UN-BL	934	4757		3925
540822 OTH WOV FAB ART. FIL DYED		477		9451
540823 OTH WOV FAB DIFFERENT COLOUR	3947	22307		3214
540824 OTH WOV FAB ART. FIL PRINTED		508	1734	7203
540832 OTH WOV FAB ART. FIL YARN DYED		326	26	27898
540833 OTH WOV FAB ART. FIL YARN COLOR	1552	2208		177
551130 YARN ART STAPLE FIB FOR R/SALE		137		1064
551211 WOV FAB OF SYN STAPLE FIBRE		8854		134
551219 OTH WOV FAB OF SYN STAPLE FIB	4659	151486	2231	47469
551229 O/W-FEB ACR STA FIB>85%WT ACRY	2275	11281	3553	8910
551291 WOV FAB SYN STAP FIB BL/UN-BL				1
551299 FAB WOV SYN FIB>85%BY WT SYNTH	168	3650	211	7004
551311 W.FAB SYN STA FIB MX COT 170G		56579		37669
551312 W.FAB SYN STA FIB MX COT314THR		823		969
551319 O/W-FAB SYN STA FIB MX COT170G				95
551321 W-FAB SYN STA FIB MX COT DYED		34672		25930
551323 POLYS, COT, STAP FIB<170G DYED	370	9513	142	11147
551329 OTH FAB SYN STAP FINRE DYED		64131		8120
551331 WOV FAB SYN STAP FIB COLOUR YR		33678	4775	26986
551339 OTH WOV FAB STAP FIB<170G/SQM		4084		6195
551341 WOV FAB POLY STAP FIB PRINTED		69		644
551349 O/W-FAB SYN STAP FIB MIX COTON	598	7722		29209
551412 W.FAB POLY STA FIB3-4 THRD>170		3331		1070
551421 W-F POLY STAP FIB<85% DYED		15852		1471
551422 W-F POLY STAP FIB 3/4THRD DYED	368	34821	279	23872
551423 OTH FAB POLY FIB MIX COT DYED		16030		4732
551429 OTH FAB<85% MIX COT SYN FIB		3496		1891
551430 WOV FAB SYN YARN DIFF COLO DYE	53	2347		296
551441 W-F SYN FIB<85% MIX COT PRINT		2341		770
551442 W-F POL FIB MIX COT 3-4T PRINT		846517	57790	588658
551443 O/W-FAB POL FIB MIX COT PRINT		474		6565
551449 O/W-FAB SYN MIX COT>170G PRINT	59	13831	511	12037
551511 O/W.FAB POLYS FIB MX VISCO RAY	10385	92137	3767	83065

Contd.

10.11 Imports by Economic Categories (Detail)

(In Thousand Rupees)

ITEMS	JUNE, 2014	FROM JUL-2013	JUNE, 2013	FROM JUL-2012
551512 O/W.FAB POLY FIB MIX M-MAD FIB		2539		188
551513 O/W FAB POLY FIB MIX WOL/F-HAI	7867	87489	193	15736
551519 O/W FAB POLY STAP FIB MIX O/FI		7961		31
551521 O/W FAB ARCYL FIB MIXED O/FIB		23379		
551522 O/W FAB ARCYL FIB MIX WOOL		1587		1081
551529 O/W FAB ARCYLIC FIB MIX OT/FIB	324	91097	8867	51686
551591 O/W FAB SYN FIB M-MAN-MADE FIL				1832
551599 O/W FAB SYN MIX OTH FIBRE N.S		947		20
551611 W-FAB ARTI FIB 85%>BL/UN-BLEA		895		462
551612 W-FAB ARTI >85% BY WEIGH,DEYED	137384	167384	775	14841
551613 W-FAB ARTI FIB>85% WT DIFF-COL			60	1613
551614 W-FAB ARTI FIB>85% WT PRINTED	204956	239239		12060
551621 W-FAB ART FIB<85%WT MM.FILAM	3559	16049		
551622 W-FAB ART FIB<85% WT MM-F DYED	12617	12638		8368
551624 W-FAB ART FIB<85%WT MM-F PRINT		5936		
551632 W-FAB ART FIB<85%WT,WOL/HAI DY	136	2045		45
551641 W-FAB ART FIB<85%WT COT UNBL/B		2890		
551642 W-FAB ART FIB<85%WT MX COT DYE		123		221
551644 W-FAB ART FIB<85% WT MIC PRINT		68		
551692 W-FAB ART FIB<85%WT MIX O/F DY	2799	4712		1375
551693 W-FAB ART FIB<85%WT D-COL,O/FI				211
560130 TEXTILE FLOCK,DUST & MILL NEPS	6579	53877	3989	48579
560210 NEEDLELOOM FELT STICH-BOND FIB	22026	101712	6224	54659
560221 FELTS OF WOOL/HAIR,NOT COATED		750		3681
560229 FELTS OTH TEXT MATE, NOT COATD		1649		1674
560500 METALLISED YARN,TEXTILE YARN	139684	1349633	76919	839943
560900 ARTICLES OF YARN,STRIP ROPE	2145	6905	1475	15220
570110 CARPT/OTH TEX FLOP COVER KNOTD	20705	224074	9062	217370
570190 CARPETS,KNOT OF OTH TEX MATERL	39	812	24	6638
570210 KECEM,SCHUMACKS,KARAMAE.ETC.	682	8106	612	8626
570220 FLOOR COVERING COCONUT FIBRES	206	206		168
570231 CARPETS F/COV.PILE CONS,M/MADE		2252		
570232 CARPET F/COV.P/LONS NOT TEXMAT	185	1281		233
570239 CARPETS ECT.AOT.MADE O/TEX MAT		1335		142
570241 CARPET ETC.P/CONS.WOOL WOV.M/M	1044	6081	82	923
570242 CARPETS OTH.P/CONS.M/M/TEXT.	35721	235345	6499	270837
570249 CARPETS ETC.MADE OTH.TEX MATEL				147
570299 OTH CARPETS ETC.MADE O/TEX/MAT	693	915	1397	3176
570310 CARPET ETC WOOL/FINE ANIM HAIR		29		12
570320 CARPETS/TUFTED OF NYLON/POLYA	7380	166751	31422	323466
570330 CARPETS ETC.TUFT MAN/M TEX MAT	42586	335957	24987	386569
570390 CARPET/TUFT CARS/VEH O-TEX MAT	43	4228		2398
570410 TILES, < 0.3 SQM AREA.		7025		5050
570490 OTH CARPETS ETC.FELT N/TUFTED	30811	623728	29562	426003
570500 OTH CARPETS&OTH FLOOR COVERING	139	8388	325	45424
580110 WOV.PILE FAB.CHENILLE FAB.WOOL		65		260
580122 CUT CORDUROY, OF COTTON	1813	39998	13739	95460
580123 OTH WEFT PILE FAB.OF COTTON.		395		133
580126 CHENILLE FABRICS, OF COTTON	1245	19416	63	45269
580127 WARP PILE FABRICS OF COTTON		1994		3456
580131 UNCUT WEFT PILE FAB.M-MADE FIB				768
580133 OTH WEFT PILE FAB.M/MADE FIBRE				1382

Contd.

10.11 Imports by Economic Categories (Detail)

(In Thousand Rupees)

ITEMS	JUNE, 2014	FROM JUL-2013	JUNE, 2013	FROM JUL-2012
580136 CHENILLE FAB. MAN-MADE FIBRES.	355	43047	1307	77380
580137 WARP PILE FABRICS OF COTTON	1870	13775		2597
580190 OTH PILE&CHENILLE FAB.TEX.MAT	7016	91370	1281	54474
580211 TERRY TOWEL&S/WOVEN TEYFAB.UBL		55		
580219 OTH TERRY TOWEL/FABRICS,OF COT	350	1072	71	1334
580220 TERRY TOWEL/FABRICS, TEX.MAT		22226	4724	58075
580230 OTH TUFTED TEXTILE FABRIC		423		
580300 GAUZE,OTHER THAN NARROW FABRIC				1686
580410 TULLES AND OTHER NET FABRICS	684	8532		29108
580421 LACE MACHINE MADE,M-MADE FIBRE	882	25983	97	25246
580429 OTH,LACE MACHINE MADE,OTH MAT.	18895	110148	11792	155281
580430 LACE HAND MADE	1179	17501	2145	9641
580500 H/ WOVEN,ND/WORK TAPSTRIES.				266
580610 WOV.PILE FAB.& CHENILLE FABRIC	32	6899	243	3083
580620 OTH WOV. FAB. ELASTOMERIC YARN	47963	456466	63307	486010
580631 OTH NARROW WOV FAB, OF COTTON.		9042		8370
580632 OTH NARROW WOV FAB,M/MADE FIB.	35247	411863	32569	247527
580639 OTH,NARROW WOV.FAB,TEX.MAT	46777	417696	50213	274052
580640 OTH FABRICS,WARP W/OUT WEFTASM		20591	3213	3370
580710 LABEL,BADGES ETC.TEXTMAT,N/EMB	133522	1208668	85083	1034644
580790 OTH,LABELS,BADGES&ART.TEX/MAT	127217	1624202	113791	1462605
580810 BRAIDS IN THE PIECE		2163	125	10196
580890 OTH,ORNAMENTAL TRIM,TASSEL ETC	5653	54034	3011	66146
580900 WOV FAB.OF METAL TAREAD/YARN.	500	1477		1487
581010 EMBROIDERY W/OUT VISIBLE GROND	15	273		524
581091 OTHER EMBROIDERY,OF COTTON		2161		71
581092 OTH EMBROIDERY,M-MADE FIBRES		276		570
590190 OTH TRACING CLOTH,BUCKRAM ETC.	36554	313449	30349	269705
590210 TYRE CORD FAB HIT.YARN NYLPLMD	142095	1525748	106608	1064755
590220 TYRE CORD FAB H/T YARN POLYSTR	17672	280997	24473	145183
590390 OTH,TEX FAB IMP,LAM, PLASTIC.	112310	761720	68799	779538
590410 LINOLEUM				8224
590800 TEX WICKS,WOVEN,LAMP,LIGHTERS	33	2894	1623	10813
590900 TEX HOUSE PIPING/TEX TUBING.	6217	72852	13069	74460
591190 OTH, TEX PRODUCTS/ ARTICLES,	25630	268216	10889	201052
600110 LONG PILE, FABRICS	20657	86258	42172	57341
600121 LOOPED PILE FABRICS,COTTON	59	1025		22117
600122 LOOPED PILE FAB,MAN-MADE FIBRE	2452	32912	2702	45834
600129 LOOPED PILE FAB,OTH TEX MAT.	14677	240428	25342	363609
600191 OTH PILE FAB,KNIT/CROCH,OF COT	3512	8422	307	21234
600192 OTH PILE FAB,KNIT/CROCH,M-MADE	208358	2471302	177720	1395553
600199 OTH PILE FAB,KNIT/CROCH,O/TXTM	8621	39801	10197	132144
600240 KNIT CROCH FAB<30CM,ELASTOME5%		6404	407	3101
600290 OTH,KNIT/CROC FAB<30CM,ELAST5%	1612	15124	240	4783
600310 KNIT/CRO FAB WOL/HAIR WD!>30CM		117		720
600330 KNIT/CRO SYN-FIBRE WD !>30CM				14439
600340 KNIT/CRO ART-FIBRE WD !>30CM	596	682		223
600390 OTH KNIT/CRO FAB WD !>30CM	8	3879		16703
600410 KNIT/CRO FAB WD>30CM ELASTYR5%	2630	108643	3877	91682
600490 OTH KNIT/CRO FAB WD>30CM ELAST	3086	30770	3067	28147
600522 WRAP KNIT FAB OF COTTON DYED	34	7968	21	1824
600523 WRAP KNIT FAB OF DIFFCLUR YRN		731		

Contd.

10.11 Imports by Economic Categories (Detail)

(In Thousand Rupees)

ITEMS	JUNE, 2014	FROM JUL-2013	JUNE, 2013	FROM JUL-2012
600531 WRAP KNIT FAB SYN.FIB UNBL/BLE		129400	34121	228209
600532 WRAP KNIT FAB SYN.FIBRE DYED	73238	391431	17670	228367
600533 WRAP KNIT FAB SYN.FIB DIF COLO	3608	18604	4504	24610
600542 WRAP KNIT FAB ART FIB DYED		9617		12659
600590 WRAP KNIT FAB O/TH H-6001-6004	6957	42635	25	6991
600610 OTH KNIT/CRO FAB OF WOOL/HAIR				2287
600621 OTH KNIT/CRO FAB COT UNBLE/BLE		1138		
600622 OTH KNIT/CRO FAB COTTON DYED	451	2443		20718
600624 OTH KNIT/CRO FAB COTON PRINTED		152		
600632 OTH KNIT/CRO FAB SYN.FIB DYED	178426	1459294	61149	286722
600633 OTH KNIT/CRO FAB SYN.FIB COLOR	1712	9235	15688	33115
600634 OTH KNIT/CRO FAB SYN.FIB PRINT	23695	123242	34770	85329
600642 OTH KNIT/CRO FAB ART FIB DYED		6738		2256
600643 OTH KNIT/CRO FAB ART FIB COLOR	815	815		
600644 OTH KNIT/CRO FAB ART FIB PRINT		3890		4093
600690 OTH KNITTED CROACHED FABRICS	8245	212101	18719	349118
610120 MEN/BOYS OVERCOAT/SIM ARTICLE	149	511	76	2062
610130 MEN/BOYS WIND JACKET/SIM ART.		1297	108	634
610190 OVERCOAT ETC.MEN OTH TEX KNIT.	2672	34644	1002	16662
610210 APPAREL/CLOTH/ACCESSORIES,WOOL		44	9	745
610220 APPAREL/CLOTH ACCES,OF COTTON,	72	254		4
610230 APPAREL/CLOTH ACCES,M-MADE FIB	16	16	215	1740
610290 APPAREL/CLOTH OF TEX MATEL,	118	7024		3463
610310 SUITS MEN'S/ BOYS KNITTED/CROC	2793	21557	3218	15336
610322 MEN/BOYS,ENSEMBLE,COTTON,KN/CR		1265		736
610323 MEN/BOYS,ENSEMBLE SYN/FIB,KNIT	1377	1377		
610329 MEN/BOYS,ENSEMBLE OTH TEX MAT,	244	1984	58	2611
610332 JACKET/BLAZER MEN/BOY COT/KNIT		577		40
610333 JACKET/BLAZER MEN/BOYS SYN FIB		4240		61
610339 JACKET/BLAZER MEN/BOYS OTH TEX	177	8277	276	7066
610342 TROUSERS,ETC.MEN/BOYS COT/KNIT	117	2063		7754
610343 TROUSERS, ETC.MEN/BOYS SYN FIB		37	76	2064
610349 TROUSERS,ETC.MEN/BOYS TEX MAT	2625	10926	1973	11636
610413 WOMEN/GIRLS,SUITS SYN FIBLE.	17	17		
610419 WOMEN/GIRLS,SUITS OTH TEX MAT	143	4531	1	767
610422 WOMEN/GIRLS,ENSUMBLE,COTT/KNIT		638		15
610423 ENSEMBLES W/GRIL SYN KNIT/CROC		259		452
610429 WOMEN/GIRLS ENSEMBLE,TEX MAT	2	48		788
610431 JACKETS/BLAZER W/GIRL WOL K/CR		313		101
610432 JACKET/BLAZER W/GIRL COT KN/CR	48	1524		151
610433 JACKE/BLAZER W/GIRL SYN KN/CR	3422	3527		117
610439 JACKE/BLAZ W/GIRL OTH TEX K/CR	12	2291		1425
610442 DRESSES W/GIRL COTTON KNIT/CRO		3708		8540
610443 DRESSES W/GIRL SYN FIB KNIT/CR				4927
610444 DRESSES W/GIRL ARTFIB KNIT/CR		143	2	265
610449 DRES W/GIRL OTH TEX MAT KNT/CR	97	862	19	1178
610451 SKIRTS/D-S W/GIRL WOOL/HAIR KN		38	31	31
610452 SKIRTS/D-S W/GIRL COT KNIT/CRO	17	141	4	363
610453 SKIRTS/D-S W/GIRL SYN KNIT/CRO	2391	2514		100
610459 SKIRTS/D-S W/GIRL OTH TEX K/CR		193	208	1477
610462 TROUSERS ETC OF COTTON KNI/CRO	7	2491		10732
610463 TROUSES ETC OF SYN FIB KNITED	1656	6465	6	6

Contd.

10.11 Imports by Economic Categories (Detail)

(In Thousand Rupees)

ITEMS	JUNE, 2014	FROM JUL-2013	JUNE, 2013	FROM JUL-2012
610469 TROUSERS ETC OF OTH TEX MAT KN	459	7205	210	4233
610510 MEN/BOYS SHIRTS COTTON KNI/CRO	1853	47355	11078	42664
610520 MEN/BOYS SHIRTS M-MAD FIB K/CR	1224	11057	570	9919
610590 MEN/BOYS SHIRTS O/TEXTILE K/CR	17893	174439	12319	72340
610610 W/GIRL SHIR/BLOUSES COT KN/CRO	458	20610	1022	17640
610620 W/GIRL SHIR/BLO M/MADE FIB K/C	1283	10742	595	3001
610690 W/GIRL SHIR/BLOU OTH TEXMATK/C	900	11346	704	6281
610711 UNDERPANTS ETC M/BOY COT KN/CR	1118	13596	248	8116
610712 UNDERPANT ETC M/BOYS M/MAD FIB		129	36	457
610719 UNDERPANT ETC M/BOYS OTH T/MAT	1104	4200	32	5867
610721 NIGHTSHIRTS&PYJAMAS OF COTTON	1740	10787		3523
610722 NIGHTSHIRTS&PYJAMAS M/MADE FIB		697		13
610729 NIGHTSHIRT/PYJAMAS OTH TEX MAT	310	1221		385
610791 BATHROBES ETC OF COTTON M/BOYS		158		4
610799 BATHROBE ETC OF OTH TEX KN/CRO	1318	2168		3394
610811 WO/GIRL SLIP, PETTICOAT KNIT/CR		2059		
610819 SLIP PETTICOAT OTH TEX MATERIA		1546		167
610821 W/GIRL BRIEF/PANTIES COT KN/CR		3006	601	3767
610822 W/GIRL BRIEF/PANTIES M/MAD FIB		1357		2333
610829 W/GIRL BRIEF/PANTIES OTH T/MAT	333	3212	704	740
610831 W/GIRL N-DRES/PAJAMA COT KN/CR		2507	89	1795
610832 W/GIRL N-DRESS/PAYJAMS M/M FIB		316		582
610839 W/GIRL N-DRESS/PAJAMAS TEX MAT	155	1590	65	1432
610891 BATHROBE W/GRL COTTON KNIT/CRO	1686	1881		187
610892 BATHROBE W/GRL MAN-MADE KN/CRO	368	805		2910
610899 BATHROBE W/GRL OTH TEX KNI/CRO	23	730	94	380
610910 T-SHIRT,SINGLETS, VEST COT K/CR	38941	248852	16257	214238
610990 T/SHIRT, OTH TXT KN/CR	27352	264114	12285	396553
611011 JERSEY, PULOVER, CARDIGAN, WOLLEN	73	10973	122	1918
611019 OTH JERSEY PULOVER ETC. WOOLEN		6593	118	9409
611020 JERSEY, PULOVER ETC. OF COT K/C	103	37778	632	11247
611030 JERSEY, PULOVER M/MADE FIB K/C	898	189867	3538	87663
611090 JERSEY, ETC. OTH TEXT. MATERIAL	21241	249612	8389	172989
611120 BABY GARMENT OF COTTON KNIT/CR	2143	66713	3108	63599
611130 BABY GARMENT OF SYN FIB KNI/CR	3833	45050	1744	28617
611190 BABY GARMENT OF OTH TEX KNI/CR	59373	499165	41623	345593
611211 TRACK SUITS COTTON KNIT/CROCH		34		10
611212 TRACK SUITS SYB FIB KNIT/CROCH		585		84
611219 TRACK SUITS OTH TEX MAT KNI/CR	318	1908	845	2978
611231 MEN/BOYS SWIMWEAR SYN FIB K/CR	353	731		
611239 MEN/BOYS SWIMWEAR OTH TEX K/CR	939	1567	34	2768
611241 WOM/GIRL SWIMWEAR SYN FIB K/CR	165	768	164	1659
611249 WOM/GIRL SWIMWEAR OTH TEX K/CR		665		651
611300 GARMENT MADE UP KNIT/CROCH FAB		1290		1285
611420 OTH GARMENT COTTON KNIT/CROCH	50	4610	419	7480
611430 OTH GARMENT MAN-MADE FIB KN/CR	109	1764		938
611490 OTH GARMENT, OTH TEX MAT KN/CRO	2260	45721	3722	40674
611510 GRADUATE COMPRESS HOSIERY	3969	84467	3193	85481
611521 OTHER PANTY HOSE AND TIGHTS	145	7760	2	310
611522 O-PANTY HOSE&TIGHTS S-FIB>67DX		39	9	44
611529 O-PANTY HOSE OTH-TEXTILE MATE	290	18157	28	1398
611530 OTH-W-MEN FULL/KNEE LENG HOSIE	1621	33707	1936	98924

Contd.

10.11 Imports by Economic Categories (Detail)

(In Thousand Rupees)

ITEMS	JUNE, 2014	FROM JUL-2013	JUNE, 2013	FROM JUL-2012
611594 OTH HOSIERY WOOL/FINE ANI HAIR		1875		2
611595 OTH HOSIERY OF COTTON	608	27549	407	9988
611596 OTH HOSIERY OF SYNTHETIC FIBRE		570		786
611599 OTH HOSIERY OF OTH TEX MATERIL		7934	2589	15086
611610 GLOV,MITTEN,ETC PCAS/RUBER K/C	656	82341	2595	42512
611691 GLOVE,MITTN,MIT KN/CR WOL/HAIR	221	319	261	563
611692 GLOVE,MITTENS ETC KN/CROC COTT	1085	1934		2778
611693 GLOVE,MITTENS ETC KNIT SYN FIB	115	341589	22062	270260
611699 GLOVE,MITTENS ETC KNIT TEX MAT	2391	58350	150	32559
611710 SHAWL,SCARVE,MUFFLER,VEILS ETC	2332	52213	3682	51441
611780 OTH MADE UP CLOTHING ACCESRIES	842	9460	203	7098
611790 PARTS OF GARMENT OR CLOTH ACSS	482	14544	1828	40386
620111 MEN/BOYS OVERCOAT WOOL NOTKNIT		559		3413
620112 MEN/BOYS OVERCOAT COT NOT KN/C	195	1786		14392
620113 OVERCOAT MAN-MADE FIB NOT KNIT		552	38	520
620119 OVERCOAT SIM ART OTH TEX MATER	2126	43934	548	17560
620191 OTH OUTER GARMENT WOOL MEN/BOY		30		1806
620192 OTH OUTER GARMENT COT MEN/BOYS		4871		170
620193 OTH OUTER GAR M/MADE FIB M/BOY	1427	33608	3719	8666
620199 OTH OUTER GAR OTH TEX MAT M/BY	189	8587	715	9148
620211 OVERCOAT ETC W/GRL WOOL N/KNIT				170
620212 OVERCOAT ETC W/GRL COT N/KNIT		589	2165	2714
620213 OVERCOAT ETC W/GRL M/MAD N/KNT		1191		324
620219 OVERCOAT ETC W/GRL O/TEX N/KNT		2710	337	7376
620291 SKI/JACKET W/GRL WOOL NOT KNIT		47		256
620292 SKI/JACKET W/GRL COT NOT KNIT		630		1396
620293 SKI/JACKET W/GRL M/MADE N/KNIT		796		2259
620299 SKI/JACKET W/GRL TEX MAT N/KNT	168	4491	71	1903
620311 SUIT MEN/BOYS OF WOOD NOT KNIT		3119	538	1199
620312 SUIT MEN/BOYS SYN FIB NOT KNIT		78	66	283
620319 SUIT MEN/BOYS TEX MAT NOT KNIT	14773	133783	5156	251617
620322 ENSEMBLE MEN/BOY COT NOT KNIT	374	11880		1816
620323 ENSEMBLE MEN/BOY SYN FIB N/KNT	340	763		203
620329 ENSEMBLE MEN/BOY OTH TEX N/KNT	3213	17984	2707	31444
620331 JACKET ETC MEN/BOY WOOL N/KNIT				2668
620332 JACKET ETC MEN/BOY COT N/KNIT	79	7152	233	16728
620333 JACKET ETC MEN/BOY SYN FIB N/K	500	8242		9686
620339 JACKET ETC MEN/BOY OTH TEX N/K	5298	147993	8969	176438
620341 TROUSER,BIB,BRES ETC WOL M/BOY	688	32703	763	22947
620342 OTH TROU BIB M/BOY COTT N/KNIT	5298	115200	8185	85463
620343 OTH TROU BIB M/BOY SYN N/KNIT	483	10610	1136	4645
620349 OTH TROU BIB M/BOY TEXT N/KNIT	42088	415998	39237	352639
620411 SUIT WOMEN/GRL OF WOOL N/KNT		19		93
620412 SUIT WOMEN/GRL OF COT N/KNIT	457	1283	33	3497
620413 SUIT WOMEN/GRL OF SYN N/K				390
620419 SUIT WOMEN/GRL OF TEX MAT N/K	698	4499		13865
620421 ENSEMBLE WOMEN OF WOOL N/KNIT		83		
620422 ENSEMBLE WOMEN OF COT N/KNIT				208
620429 ENSEMBLE WOMEN OF TEX FIB N/K		365	4	1669
620431 JACKET W/GRL OF WOOL NOT/KNIT		13		
620432 JACKET W/GRL OF COT N/KNIT		562	338	1101
620433 JACKET W/GRL OF SYN FIB N/KNIT		35451		5673

Contd.

10.11 Imports by Economic Categories (Detail)

(In Thousand Rupees)

ITEMS	JUNE, 2014	FROM JUL-2013	JUNE, 2013	FROM JUL-2012
620439 JACKET W/GRL OF TEX MAT N/KNIT		10797	999	3392
620441 DRESSES W/GRL WOOL NOT KNITTED				888
620442 DRESSES W/GRL COTTON NOT KNIT	2376	25918	64	7590
620443 DRESSES W/GRL SYN FIB NOT KNIT	65	5443	943	4354
620444 DRESSES W/GRL ART FIB NOT KNIT		633		890
620449 DRESSES W/GRL TEX FIB NOT KNIT		3122	453	2555
620452 SKIRTS W/GRL COTTON NOT KNIT	179	2940	49	485
620453 SKIRTS W/GRL SYN FIB NOT KNIT		131		146
620459 SKIRTS W/GRL TEX FIB NOT/KN/CR	43752	44240		1350
620461 TROUSER W/GRL WOOL NOT KNIT/CR		604		31
620462 TROUSER W/GRL COTTON NOT KNIT	267	27208	2021	26073
620463 TROUSER W/GRL SYN FIB NOT KNIT	31	237		547
620469 TROUSER W/GRL TEX MAT NOT KNIT	974	26982	2355	26340
620520 SHIRTS MEN/BOYS OF COT N/KNIT	6899	58438	2154	40600
620530 SHIRTS MEN/BOYS OF M/MAD N/KNIT		8082	534	5420
620590 SHIRTS MEN/BOYS OF TEX MAT N/K	3593	39129	1175	20030
620610 BLOUSES W/GRL SILK NOT KNITTED		298		143
620620 BLOUSES W/GRL WOOL NOT KNITTED		68		
620630 BLOUSES W/GRL COT NOT KNITTED	1184	15125	971	6040
620640 BLOUSES W/GRL M/MADE NOT KNIT	13	2540	32	7218
620690 BLOUSES W/GRL TEX MAT NOT KNIT	520	8917	256	7200
620711 UNEDERPANT ETC MEN/BOY COTTON	250	7017	9	1466
620719 UNDERPANTS ETC MEN TEX MAT NK		3829		1553
620721 NIGHTSHIRT/PYJAMA MEN COT N/K		1015		
620722 NIGHTSHIRT/PYJAMA MEN M/MAD NK				65
620729 NIGHTSHIRT/PYJAMA MEN T/MAT NK	1126	21777	40	1720
620791 BATHROB ETC MEN COTTON N/KNIT		49	4	40
620799 BATHROB ETC MEN TEX MAT N/KNIT	429	2727	157	9700
620811 SLIPS/PETTICOAT W/GRL COT N/NK		19		8
620819 SLIPS/PETTICOAT W/GRL T/MAT NK	867	1737		642
620821 NIGHTDRESS/PYJAMA WOMEN COT NK	50	50		655
620822 NIGHTDRESS/PYJAMA WOMEN M/M NK	474	1219		278
620829 NIGHTDRESS/PYJAMA WOMEN T/M NK	1552	15574	1664	12223
620891 BATHROB ETC W/GRL COTTON N/NK	227	1038		55
620892 BATHROB ETC W/GRL M/MAD FIB NK		146		249
620899 BATHROB ETC W/GRL TEX MAT N/NK	735	6758	202	4906
620920 BABIES GARMENT ETC COT N/KNIT	488	7680	361	1792
620930 BABIE GAR&CLOTH SYN FIB N/KNIT	191	875	141	868
620990 BABIE GAR&CLOTH TEX MAT N/KNIT	82466	570255	46144	391839
621010 GAR MADE UP FAB H-56.02/56.03	461	4822	119	2915
621020 OTH GAR MEN/BOY H-6201-11,19		2495	55	1469
621030 OTH GAR WOM/GRL 6202.11 TO 19				1062
621040 OTH MEN/BOYS MADE UP FAB	157	2947	379	8293
621050 OTH MEN WOMEN/GIRL FAB N/KNIT	38	2639		475
621111 SWIMWEAR MEN/BOYS NOT KNITTED		1074	114	1059
621112 SWIMWEAR WOM/GIRL NOT KNITTED	89	1169	8	258
621120 SKI SUITS NOT KNIT/CROCHETED		47	9	9
621132 OTH GAR MEN/BOYS OF COTTON	153	4903	353	3065
621133 OTH GAR MEN/BOYS OF M/MADE FIB	31	3543	123	10728
621139 OTH GAR MEN/BOYS OF TEX MATERI	856	71617	259	5023
621142 OTH GAR WOM/GIRL OF COTTON		227	51	156
621143 OTH GAR WOM/GIRL OF M/MADE FIB	1205	3360	58	268

Contd.

10.11 Imports by Economic Categories (Detail)

(In Thousand Rupees)

ITEMS	JUNE, 2014	FROM JUL-2013	JUNE, 2013	FROM JUL-2012
621149 OTH GAR WOM/GIRL OF TEX MATERI	360	5970	54	2404
621210 BRASSIERES	35806	272834	15836	217880
621220 GIRDLES AND PANTY-GIRDLES	1219	13590	727	2830
621290 BRACES,SUSPENDERS,GARTER&PARTS	5126	49902	3089	43676
621320 HANDKERCHIEFS OF COTTON	3171	18218	903	26947
621390 HANDKERCHIEFS OF OTH TEX MAT	7610	39598	1550	24459
621410 SHAWLS,SCARVES ETC & LIKE SILK		42		13
621420 SHAWLS,SCARVES ETC & LIKE WOOL	207	1849		9134
621430 SHAWL,SCARVE ETC&LIKE SYN FIB	1966	15967	125	557
621440 SHAWL,SCARVE ETC&LIKE ART MAT		8960	4	1175
621490 SHAWLS OF OTH TEX MATERIALS	12013	81109	8334	75657
621510 TIES,BOW TIES&CRAVATS OF SILK	257	10748	9	6592
621520 TIES,BOW TIES&CRAVATS M/M FIB	78	3001	280	4989
621590 TIES,BOW TIES&CRAVATS TEX MAT	1909	10666	806	10350
621600 GLOVES, MITTENS AND MITTS.	1528	35125	1748	82765
621710 MADE UP CLOTHING ACCESSORIES	21908	170976	14014	138804
630110 ELECTRIC BLANKETS		2930		93
630120 BLANKET/TRAVEL RUGS OF WOOL/H	96	2729	97	1005
630130 BLANKET/TRAVEL RUGS OF COTTON		1859	150	1601
630140 BLANKET/TRAVEL RUGS OF SYN FIB	164628	2419966	63710	1894110
630190 BLANKET/TRAVEL RUGS OF TEX MAT	12431	130588	3333	38393
630210 BED LINEN,KNITTED/CROCHETED	8967	94294	6952	63094
630221 OTH BED LINEN,PRINTED,N/KNIT		9345	363	367
630222 OTH BED LINEN,PRINTED M/MADE	101	722	133	600
630229 OTH BED LINEN,PRINTED MILL-MAD		1826		1541
630231 OTH BED LINEN COTTON N/KNIT/CR	1373	9311	1225	4517
630232 OTH BED LINEN OF MAN-MADE FIB	885	1042	130	1146
630239 BED LINEN OTH TEX MAT NOT KNIT	2846	89223	82	100493
630240 TABLE LINEN KNITTED/CROCHETED	19	272	20	98
630251 TABLE LINEN OF COTTON KNITTED	4	1658	195	267
630253 TABLE LINEN OF MAN-MADE FIBRES		107		
630259 TABLE LINEN OF OTH TEX MATERIA	5	856		530
630260 TOILET & KITCHEN LINEN COTTON	286	6223	260	15030
630291 OTH TOILET/KITCHEN LINEN COTTN	127	482	8	76
630293 TOILET/KITCHEN LINEN M/MAD FIB	29	514	12	381
630299 TOILET/KITCHEN LINEN TEX MAT	235	1158	454	927
630312 CURTAINS/BLINDS/VALANCE SYN FIB		7886	69	6114
630319 CURTAINS/BLINDS/VALANCE TEXMAT	44	1704	642	15906
630391 OTH CURTAN,BLIND,VALANC OF COT	304	2961	28	598
630392 OTH CURTAINS/VALANCE OF SYN FIB	2373	32873	2564	13747
630399 OTH CURTAINS/VALANCE OF TEXMAT	1106	5247	283	6927
630411 BED-SPREADS KNITTED/CROCHETED	49	4598		2826
630419 BED-SPREADS, OTHERS	664	69233	153	2632
630491 OTH FURNISHING ARTICLES KNITED	1539	28697	389	13974
630492 OTH FURNISHING ARTICLE COT KNT		2395		203
630493 OTH FURNISHING ARTICLE SYN FIB	1793	3811		846
630499 OTH FURNISHING ARTICLES TEXMAT		14880	30	982
630510 SACK/BAGS OF JUTE OTH TEX FIB		6324		5343
630520 SACKS AND BAGS OF COTTON	136	302	62	269
630532 SACK/BAGS MAN-MADE TEX MATERIL	41506	385879	57796	232737
630533 SACK/BAGS OF POLYETHYLENE/PROP	26977	211235	31372	241425
630539 OTH SACK/BAGS MAN-MADE TEX MAT	6633	199890	4903	136227

Contd.

10.11 Imports by Economic Categories (Detail)

(In Thousand Rupees)

ITEMS	JUNE, 2014	FROM JUL-2013	JUNE, 2013	FROM JUL-2012
630590 SACKS/BAGS OTH TEX MATERIAL	2138	21295	4461	53096
630612 TARPAULINS,AWNINGS ETC SYN FIB	8946	141719	5985	284251
630619 TARPAULINS,AWNINGS OF TEX MAT	2613	12386	4401	36847
630622 TENTS OF SYNTHETIC FIBRES		33636	2777	44434
630629 TENTS OF OTH TEX MATERIAL	766	32018	3664	18165
630630 SAILS OF OTH TEXTILE MATERIAL		76		
630640 PNEUMATIC MATTRESSES OTH TEX-M	32	32		10
630690 OTH CAMPING GOODS OTH TEX NAT	229	1935	130	586
630710 FLOOR/DISH/CLEANING CLOTH ETC	1909	21096	2318	23783
630720 LIFE-JACKETS AND LIFE-BELTS	1542	16927	1044	19330
630790 OTH MADE UP ARTICLE DRESS PTN	34014	242369	14933	218830
631090 USED&NEW RAGS,SCRAP ETC TEXMAT	7900	44573	7081	138132
640110 FOOTWEAR INCORPORATPROTE M-TOE	238	4136		2985
640192 OTH FOOTWEAR COVERING ANKLE				133
640199 OTH FOOTWEAR NES UPPER NOT FXD	417	5159	111	5997
640212 SPORTS FOOTWEAR,SKI-BOOT ETC		144		107
640219 OTH SPORTS F-WEAR SOLES RUB/PL	1166	61943	25	43044
640220 F-WEAR WITH UPPER STRAP ASSEMB	3660	13815	383	45871
640291 F/WEAR COV ANKLE SOLE/UPPERS	213	213		
640299 OTH F/WEAR SOLE/UPPER RUB/PLAS	16430	200366	5143	1232515
640312 SPORTS FOOTWEAR SKI/SNOWBOARD				59
640319 OTHER; SPORTS FOOTWEAR	72152	683441	22522	619175
640320 FOOTWEAR OUTER SOLE OF LEATHER	10373	93138	5331	185906
640340 OTH FOOTWEAR WITH METLTOE CAP	4083	34664	2011	43056
640351 OTH FOOTWEAR SOLE COV ANKLE		493		131
640359 OTH FOOTWEAR OUTERSOLE LEATHE	59	5054	25	7621
640391 OTH F-WEAR OUTERSOLE COMP LEA		17519		5825
640399 OTH F-WEAR O/S RUB, PLAS, LEA	130249	1176704	142684	1354037
640411 SPORTS FOOTWAR SHOES RUB/PLAS	23232	427698	23963	621192
640419 OTH FOOTWEAR OUTER SOLE RUB/PL	263111	1716052	113268	1538590
640420 FOOTWEAR OUTERSOLE COMP LEATHR	1414	22109	2997	43558
640510 FOOTWEAR UPPER/COMP LEATHER	338207	2381041	303913	1493509
640520 FOOTWEARS UPPER TEX MATERIAL	671	59626	4193	94470
650200 HAT-SHAPE,PLAITE LINED N/TRIM		111		
650400 HATS&OTH HEADGEAR PLAITED	87	31735	36	1761
650500 OTH HATS AND HEADGEAR KNITTED	1790	12922	278	6326
650610 SAFETY HEADGEAR	9930	200092	11294	151356
650691 OTH HEADGEAR RUBBER/PLASTICS	151	1718	142	2874
650699 OTH HEADGEAR OF OTH MATIRIALS	194	24907	1310	22670
650700 HEADBAND LINING COVERHAT FOUN	302	6155	509	4992
660110 GARDEN OR SIMILAR UMBRELLAS	2923	29053	1117	8284
660191 OTH UMB WITH TELESCOPIC SHAFT		101	17	404
660199 OTH UMBRELA/SUN UMBRELLAS	8733	59789	4664	46442
660200 WALKING STICKS SEAT STICKS	28	2723	62	732
660320 UMBRELLA FRAMES INCL F/MOUNTED	25	2358		41
660390 OTH PATS/FITTING UMBRELLAS	17	257		
670100 SKINS AND OTH PARTS OF BIRDS				90
670210 ARTICLE MADE ARTIFICIAL FLOWER	3499	24627	2441	29852
670290 ARTIFICIAL FLOWER,FOLIAG O/MAT	24045	143772	6328	89259
670300 HUMAN HAIR DRESSED THINNED BLE		191	687	745
670411 COMPLETE WIG OF SYN.TEXT MAT.	75	470	34	235
670419 OTH BEARD, EYE BROW SYN.TEXT MA	410	2233	77	1195

Contd.

10.11 Imports by Economic Categories (Detail)

(In Thousand Rupees)

ITEMS	JUNE, 2014	FROM JUL-2013	JUNE, 2013	FROM JUL-2012
670420 WIGS,BEARDS OF HUMAN HAIR	116	136		267
691090 OTH CERAMIC SINKS WASHBASIN PE	320	10947	7745	14748
691110 TABLEWARE & KITCHENWARE	123894	1161618	76718	914319
691190 OTH HOUSEHOLD ARTICLES OF PORN	16125	196410	6454	122797
691200 CERAMIC TABLEWEAR KITCHENWEAR	1646	25854	2383	15754
691310 STATUT ORNAMENT PORCELAIN CHI		269	17	1410
700992 FRAMED GLASS MIRRORS	10891	75194	7812	64710
701010 AMPOULES	12816	241779	5981	188399
701020 STOPPERS,LIDS AND OTH CLOSURES	991	23338	605	6103
701190 OTHER, GLASS ENVELOPES	345	1460	190	1118
701310 INDOOR D?COR OF GLASS CERAMICS	8199	78941	6995	74721
701322 STEMWARE DRIN GLA LEAD CRYSTAL	7	12		58
701328 OTH STEMWARE DRINKING GLASS	1605	10617	271	4829
701333 O-DRINKING GLASS LEAD CRYSTAL				2026
701337 OTH DRINKING GLASS O/T GL-CEMI	1066	38493	408	21352
701341 G-WARE TABLE,KICH LEAD CRYSTAL		148		
701342 G-WARE LINEAR C-EXPENSION-5x10		205		1776
701349 O-GL-WARE L-C-EX=5x10 T,0-300C	46072	470987	34032	456641
701391 OTH GLASS-WARE OF LEAD CRYSTAL		787		836
701590 OTH CLOCK/WATCH/NON-CORRETVE	382	1606	30	1486
701690 OTH PAVING BLOCKS/SLABS/BRICKS	929	10460	551	8891
701710 LAB HYG/PHAR GL-WARE W/N GRADU	4784	43455	5646	52815
701720 LAB HYG/PHAR GLASSWARE L/C=10K	1727	4967	746	5344
701790 OTH LAB GLASSWARE ETC N.S.	7582	82839	4598	59800
701810 GLASS BEADS, S/PERAL/PRE-STON	75896	471361	26920	300775
701820 GLASS MICROSPHERRES=1MM DIA	10642	76819	2680	37532
701939 OTH WEBS,MATTRESSES,BOARD ETC	65547	637878	35615	523821
701940 WOVEN FABRICS OF ROVINGS	1124	21921	605	20129
701951 OTH WOVEN FABRICS WIDTH=30 CM	135	8885	51	4613
701952 OTH WOV FAB WID<30CM WT<250G/M		146		
701990 OTH ARTICLES OF GLASS FIBRES.	13948	215640	16946	198691
711299 OTH WASTE/SCRAP PRECIOUS METAL				39
711311 ARTICLE OF JEWELLERY OF SILVER		2943		2516
711319 ART OF JEWEL OF OTH PRE METAL	195	3062185	10887	748301
711320 ART(JEWELRY)BASE MTL-CLD P-MTL		440		114
711411 ART OF SILVER WARES W/N PLATED		166736	68234	116339
711419 ART OF PRE METALS W/N PLAT		92	11058	11185
711420 OTH WARES/PARTS OF BASE METALS		56		197
711510 CATALYST INFORM WIRE/GRIL PLAT	30	62910		128143
711590 OTH ART PREMET/MET CLAD P/MTL	985	13408		58898
711610 ART NATURAL/CULTURED PEARLS		24		
711620 ART PRECIOUS/SEMI-PRE STONES	91	436		37
711711 CUFF-LINKS/STUDS-BASE METAL	1482	9320	821	4612
711719 OTH IMITATION JEWELLERY B/METL	52140	176870	9928	72833
711790 OTH IMITATION JEWEL B/METL,N.S	79097	587694	44545	327029
731829 OTH COACH SCREW,BOLTS,NUT I/S	23046	232385	13660	199116
731940 SAFETY PINS & OTHER PINS	3716	15041	908	21025
732090 OTHER,SPRING OF IRON AND STEEL	22536	313126	20560	286549
732111 COOKING APPLI&PLATE WARMER GAS	20260	149175	838	89626
732112 COOK APPLI/PLAT WARMER LIQ FUL		119		
732119 O-COKING APPLI INCL SOLID FUEL	4832	25751	949	6922
732181 OTH APPLI FOR GAS & OTH FUELS	158	8325	7350	22785

Contd.

10.11 Imports by Economic Categories (Detail)

(In Thousand Rupees)

ITEMS	JUNE, 2014	FROM JUL-2013	JUNE, 2013	FROM JUL-2012
732182 OTH APPLI FOR LIQUID FUEL		4155		1566
732189 OTH APPL INCL APPLI SOLID FUEL		1057		505
732290 OTH AIR HEATER&HOT AIR DUSTRBU	219	322776	1170	154690
732310 IRON/STEEL WOOL,POT SCROEL ETC	24973	209910	14600	148962
732391 OTH BUCKETS OF CAST IRON ENAMA	85	647	53	284
732392 OTH H-HOLD ART CASTIRON ENAMA	162	2328	380	3554
732393 OTH DOMESTIC UTEMSILS STA-STEL	4185	30316	1236	14054
732394 OTH DOMESTIC UTENSIL IRON/STEL	8242	157801	10986	115153
732399 OTH H-HOLD ARTCL, PART THEREOF	52579	458041	38549	350413
732410 SINK&WASH BASIN STAINLESS STEL	2213	36402	11360	25860
732421 BATH TUBS CASTIRON W/N ENAMEL	675	1166	844	4719
732429 OTH BATH,SINK,W-BASIN ENA IRON	9563	58993	2858	37449
741539 OTH THREAD ARTICLES OF COPPER	16665	84764	1351	52345
741810 TABLE,KITCH/OTH HOUSEHOLD ARTI		46		24
741820 OTH SANITARY WARE,PARTS COPPER	2290	2888	88	18021
741910 CHAIN,PARTS THEREOF OF COPPER		3191		917
741991 CAST,MOULDED,STAM,FORGED,COPPE		1352		189
750720 TUBE OR PIPE FITTING NICKEL	6447	18061	10	9337
750810 CLOTH,GRIL NETING OF NICK WIRE	28	2579		
761490 OTH STRAN WIR,ROP,CABL,PL ALUM	8151	902217	474	566161
761510 TABLE,KITCH,POT POLISHPAD ALUM	6375	71906	6406	51993
761520 SANITARY WARE&PATS OFALUMINIU	193	1307	51	9366
761610 NAILS,BOLT,NUT,SCREW ETC ALUMI	549	7893	620	8364
761691 CLOTH,GRIL,FENCING OF ALUM WIR		7592	531	9331
780420 LEAD, POWDERS AND FLAKES		274		25
790500 ZINC PLAT SHEET, STRIP & FOIL				316
800300 TIN BAR, ROD, PROFILE AND WIRE		377		2257
810194 OTH UN-WROUGHT TUNGSTEN,BAR RD		383		252
810295 OTH MOLYBEDNUM BAR,ROD,SINTER		1224	1015	31513
810430 RASPINGS,TUMINGS,ETC MAGNESIUM		124	14	14
820900 PLATE STICK,TIPS TOOL CERMET	6613	91515	16056	121792
821000 HAND-OPERATE MECHANICAL APPL	1570	12456	537	11463
821110 SETS OF ASSORTED ARTICLES		2214	12	192
821191 TABLE KNIVES HAVING FIX BLADE.		9301	106	5732
821192 OTH KNIVES HAVE FIXED BLADES.		20263	1915	15822
821193 KNIVE OTH THAN FIXE BLADES.	372	1542	139	2343
821194 BLADES		9020	210	18826
821195 HANDLES OF BASE METAL	68	247		492
821210 RAZORS	62657	955920	32311	713827
821220 SAFETY RAZOR BLADES,	29036	280579	625	48154
821290 OTHER PARTS	5856	30678	288	3648
821300 SCISSORS,TAILORS,SHEARS BLADE	4136	24356	1875	14369
821410 PAPER KNIVES,LETTER OPENER,ETC	15615	117656	7663	98677
821420 MANICURE OR PEDICURE SETS.	6697	36916	2940	24333
821490 OTH ARTICLES OF CUTLERY .	2032	17224	951	19401
821510 SET OF ASORTED ARTICLE-PRECMTL		387	218	569
821520 OTH SETS OF ASSORTED ARTICLE.	2733	19430	133	9071
821591 OTH ARTICLE,NOT INSETS,PLATED	453	1138		6
821599 OTHER ARTICLES	7146	47389	2380	28120
830110 PADLOCKS	98340	560102	26228	416229
830120 LOCKS FOR MOTOR VEHICLES.	4276	39305	2022	32448
830130 LOCKS FOR FURNITURE	59002	423467	19326	264315

Contd.

10.11 Imports by Economic Categories (Detail)

(In Thousand Rupees)

ITEMS	JUNE, 2014	FROM JUL-2013	JUNE, 2013	FROM JUL-2012
830140 OTHER LOCKS	42313	306347	21501	262953
830150 CLASPS AND FRAMES WITH CLASPS.	26	958	234	4244
830160 PARTS OF LOCKS	7852	22185	1453	28426
830170 KEYS PRESENTED SEPARATELY	1605	28465	2453	27302
830210 HINGES	20285	181869	15645	139339
830220 CASTORS	7225	60462	1772	419470
830230 OTH MOUNTING,FITING MOT-VEHICL	36	2143	98	2703
830241 OTH MOUNTING,FITING BUILDING	1526	17581	113	8360
830242 OTH MOUNTING,FITING FURNITURES	31875	342346	31453	282480
830249 OTH FITINGS OF BASE METAL N.S.	17429	142485	14762	109056
830250 HAT-RACKS,HAT-PEGS,BRACKET&FIX	1543	43289	585	9053
830300 ARMOURED/REINFORCED SAF B-MTL.	783	28833	167	24174
830400 FILING CARD-INDEX CABINET/TRAY	2025	10081	2354	6514
830510 FITTING FOR LOOSE-LEAF BINDERS	687	10597	1939	12260
830520 STAPLES IN STRIPS	9021	88149	13318	76972
830590 OTH, INCLUDING PARTS	6668	36367	1706	19877
830610 BELLS,GONGS ETC.ELECTRIC METAL	471	5261	141	9153
830621 STATUETT OTH ORNAMENT BASE MTL			22	22
830629 OTH STATUETT OTH ORNAMENT	2385	13955	2015	15685
830630 PHOTOGRAPH,PICTURE FRAME MIRROR	45	2495	8	666
830710 FLEXIBLE TUBING OF IRON/STEEL	28139	213209	8899	100000
830790 FLEXIBLE TUBING OF BASE METAL	5812	163054	6204	97643
830810 HOOKS, EYES AND EYELETS	26169	303414	18663	172601
830820 TUBULAR OR BIFURCATED RIVET	39221	799202	51614	689716
830890 OTH ARTICLES B/METAL INC/PARTS	48959	374371	26683	272287
830910 CROWN CORKS OF BASE METAL	291	600	287	2914
830990 OTH;SCREW CAPS POURING STOPERS	47419	641693	47152	518004
831000 SIGN-NAME PLATE,ETC.BASE METAL	19274	59007	286	21124
831110 COATED ELECTRODE OF BASE METAL	100592	865238	23374	699556
831120 CORED WIRE OF BASE METAL,	1348	61976	980	63134
831130 COATED RODS&CORED WIRE,B/METAL	9188	62190	5293	72873
851290 PARTS OF THE HEADING NO.85.12	609	11941	110016	128789
852290 OTH T/COM EQ/AC HD 85.19-85.21	6074	97713	10739	134316
852321 CARDS INCORPORTAING MAG STRIPE	7470	73052	4695	71424
852329 MAGNETIC DISCS	1976	41335	2974	52964
852341 OTHER OPTICAL MEDIA UNRECORDED	9228	131820	3043	97153
852349 OTHER OPTICAL MEDIA	144800	1163035	1059	1321090
852351 SOLID STATE NON-VOLATILE STORA	12258	120986	7164	289766
852352 SMART CARDS SEMICONDC MEDIA	138275	2146306	252497	1673472
852359 PROXIMITY CARDS AND TAGS	37151	490549	58231	486122
870990 PARTS,H-NO.87.09 OF WORK TRUCK		7938		13108
871499 OTHER,PARTS AND ACCESSORIES	18876	357588	10986	103192
880390 OTH PARTS OF H-88.01 OR 88.02	800051	6152524	139592	4317711
902000 OTH BREATHING APP & GAS MASK,	8768	269356	5589	79165
902110 ORTHOPAEDIC/FRACTURE APPLIANCE	7625	219717	11696	100177
902121 ARTIFICIAL TEETH	8	208	130	905
902129 OTHER; DENTAL FITTINGS	2592	16990	6212	19461
902131 ARTIFICIAL JOINTS	18448	207063	11310	126455
902139 OTH ARTIFICIAL PARTS OF BODY	284552	1924141	142357	2129982
902140 HEARING AIDS,EXCL PART/ACCESSO	1196	41001	1097	27141
902150 PACEMAKER STIMULAT HEART MUSCL	52423	208739	22053	185375
903300 PARTS& ACCE OF HEARING AIDS	10066	280881	72920	419258

Contd.

10.11 Imports by Economic Categories (Detail)

(In Thousand Rupees)

ITEMS	JUNE, 2014	FROM JUL-2013	JUNE, 2013	FROM JUL-2012
910111 WRIST WATCH,ELE OPE,MECH DISPL	24	234		1433
910119 O-W-WATCH ELECTRICALLY OPERATED	110577	147342	567	27116
910129 O-W-WATCH,W/N INCO.STOP WATCH	1228	1928		3806
910191 OTH. POCKET-WATCH ELE OPERATED	7	19		
910199 O-WATCHES INCL STOP WATCHES	35	3030	814	5520
910211 W-WATCH,MACH DISPL O/TH H-9101	11557	22181	3770	26996
910212 W-WATCH,OPTO ELECTRONIC DISPLY		78		34
910219 O-W-WATCH W/N INCOR STOP WATCH	18848	103170	11007	98595
910229 O-W-WATCH O/THAN H-9101	31640	1367050	99490	787818
910291 OTH, POCKET-WATCH ELE OPERATED		20		
910299 O-POCKET/STOP WATCH O/T H-9101	8071	23610	5562	99773
910310 CLOCK WATCH MOVE ELECT OPERATD	29	273		190
910390 OTH,CLOCKS WATCH MOV EX.91.04	17	193	237	816
910400 INS PANEL CLOCK-AIR&SPACECRAFT	57	137		180
910511 ALARAM CLOCK,ELECTRICALLY OPE.	727	8412	535	10713
910519 OTHER, ALARAM CLOCK	3194	28988	3926	19285
910521 WALL CLOCK,ELECTRICALLY OPERAT	1390	11288	118	8489
910529 OTHER WALL CLOCKS	1650	24687	754	13451
910591 OTH,CLOCK ELECTRICALLY OPERATD	1165	6088	66	650
910599 OTHER CLOCKS	401	14299	1329	14704
910610 TIME-REGISTER,TIME RECORDERS	979	8167	4431	6934
910690 OTH,TIME OR DAY RECORDING APPA	1118	37085	1003	22594
910700 TIME SWITCHES WITH CLOCK/WATCH	14491	119602	5502	82752
910811 WATCH MOVE ELEC.OPE MACH DISPL	20	176		95
910812 WATCH OPTO-ELECTRONIC DISPLAY		1		
910819 OTH,WATCH MOVE ELECT.OPERATED	469	979		1229
910820 WATCH MOVE WITH AUTOMATIC WIND	3	3		
910890 OTH,WATCH MOVE COMPLETE ASSEMB	174	3673	108	777
910910 ELE OPER.CLOCK MOVE COMP/ASSEM	20	674		259
910990 OTH CLOCK MOVEMENT COMP&ASSEMB	1913	7315	209	3950
911011 COMP MOVE,UNASSEMBLED WATCH	227	5641		2235
911012 INCOM MOVE,ASSEMBLED OF WATCH		496		62
911019 ROUGH MOVEMENTS,OF WATCHES	64	152		
911090 OTH,COMP MOVE WATCH/CLOCK UN-A	8	5653		5232
911120 WATCH CASES BASE METAL,W/N G/S		96		34
911180 OTHER;WATCH CASES	109	790		440
911190 PARTS OF WATCH CASES	2405	23052	1390	14962
911220 CLOCK CASE&CASE OF SIMILR GOODS	714	7416		4229
911290 PART OF CLOCK CASE/SIMILR CASE	45	1836		806
911310 WATCH STRAPS,BAND PRECI METAL.		3390		102
911320 WATCH STRAPS,BAND OF BASE METL	32	731		8
911390 OTH,WATCH STRAPS,BANDS PART	1666	11986	860	9189
911430 DIALS	29	441		67
911490 OTH;CLOCKS OR WATCH PARTS,N.S.	872	10076	929	9280
920110 UPRIGHT PIANOS		40		
920190 OTH,HARPSICHORD KEYBOARD STRIN	63	466		27
920210 OTH STRING PLAYED WITH A BOW				271
920290 OTH,STRING MUSICAL INSTRUMENTS	533	4736	460	5259
920510 BRASS-WIND INSTRUMENTS		67		272
920590 OTH,WIND MISICAL INSTRUMENTS,NS		211		752
920600 PERCUSSION MUSICAL INSTRUMENTS	212	385	11	972
920710 KEYBOARD INS,O/THN ACCORDIONS				222

Contd.

10.11 Imports by Economic Categories (Detail)

(In Thousand Rupees)

ITEMS	JUNE, 2014	FROM JUL-2013	JUNE, 2013	FROM JUL-2012
920790 OTH,MUSICAL INSTRUMENTS	329	4298	162	6577
920810 MUSICAL BOXES		996		2044
920890 OTH;MECHANICAL STRET ORGAN,INS	2912	18915	873	13562
920930 MUSICAL INSTRUMENT STRINGS	21	769		589
920991 OTH PARTS & ACCE FOR PIANOS.		17		34
920992 PARTS&ACCE MUSICAL INS H-92.02	282	577	157	306
920994 PARTS&ACCE MUSICAL INS H92.07				70
920999 OTH;PARTS&ACCE(CARDS,DISCS)	84	161		336
930110 ARTILERY WEAPONS(GUNS/MORTAR)				1112
930120 GRENADE/ROCKET LAUNCHERS	71	71		126
930190 OTHER MILITARY WAPONS	18435	146171		121667
930200 REVOLVERS PISTOLS,O/TH93.3.04	73491	502706	64947	686048
930320 OTH,SPORTING,HUNTING SHOTGUNS	6941	112159	6034	167532
930330 OTH,SPORT,HUNTING,SHOTING RIFL	7250	12805		1559
930390 OTH;FIREARMS,DEVIC OPE FIR EXP	203	420		7083
930400 OTH,ARMS OF HEADING NO.93.07	700	8782	1359	31977
930510 PARTS ACCE OF REVOLVERS,PISTOL	7	2784		184
930520 PARTS&ACC.SHOTGUNS/RIFL.H-9303		61		4879
930591 OTH PART MILITARY WEAPON H93.01		1551		
930599 OTH PART&ACCE.ARTILERY H93.01				2755
930621 SHORTGUN CARTRIDGES	20	51110	34321	106616
930629 OTH,PARTS OF SHORTGUNS CARTRIG		49337		44985
930630 OTH,CARTRIDG & PARTS THEREOF.	6475	55417	370	478431
930690 OTH;AMMUNITION OF WAR & PARTS.	7415	46736		211674
940110 SEATS OF A KIND USED,AIRCRAFT.	173	192		
940120 SEATS FOR MOTOR VEHICLES.	1363	13139	984	6132
940130 SWIVEL SEATS VARIABLE HEIGHT.	13686	83564		83280
940140 SEATS O/THN GARDEN SEATS,CAMP	135	22931		1074
940151 SEATS OF CANE,OSIER,BAMBOO.	1285	2223		1442
940159 OTH SEATS AND PARTS THEREOF	1144	2645	783	2256
940161 OT,SEATS UPHOLSTERED WOOD FRAM	918	13072	734	7542
940169 OTHER SEATS,WITH WOODEN FRAMES	3398	26226	163	9096
940171 OT-SEATS UPHOLSTERED METALFRAM	6028	52615	4697	33424
940179 OTHER SEATS;WITH METAL FRAMES	14712	108924	9004	83325
940180 OTHER SEATS WITH METSL FRAMES	12262	89546	13596	121890
940190 PART OF THE SEATS OF H-94.01.	151547	851820	60439	688983
940310 METAL FURNITURE USED IN OFFICE	2558	32318	732	71116
940320 OTH,METAL FURNITURE O/THN OFFI	13698	91908	7164	153468
940330 WOODEN FURNITURE-OFFICE USE	10055	86536	7783	116459
940340 WOODEN FURNITURE-KITCHEN UES	13023	79051	6313	36322
940350 WOODEN FURNITURE FOR BEDROOMS	17098	209873	13935	231787
940360 OTHER WOODEN FURNITURE	12003	218056	9043	84792
940370 FURNITURE OF PLASTICS	5422	51337	3372	33096
940381 FURNITURE OF OTHER MATERIAL	11	7039		204
940389 OTHER FURNITURE OF CANE, OSIER	1023	22980	618	45898
940390 PARTS FURNITURE H -NO.94.03.	1647	59302	1597	25582
940410 MATTRESS SUPPORTS	278	879	1959	3669
940421 MATTRESS CELLU RUBBER/PLSTIC	8	2662		2605
940429 MATTRESS OF OTHER MATERIALS	1120	3376	225	3527
940430 SLEEPING BAGS	84	634		317
940490 OTH,ARTI BEDDING&SIMI FURNISH.	3264	39654	2474	41373
940510 CHANDELIERS & OTH ELE CEILING.	114738	970180	80181	691536

Contd.

10.11 Imports by Economic Categories (Detail)

(In Thousand Rupees)

ITEMS	JUNE, 2014	FROM JUL-2013	JUNE, 2013	FROM JUL-2012
940520 ELECTRIC TABLES,DESK,BEDSIDE	6181	48334		34028
940530 LIGHTING SETS CHRISTMASTREES	2085	38339	1265	40220
940540 OTH ELE LAMPS,LIGHTING FITTING	105010	918401	204014	769036
940550 NON-ELE LAMPS LIHTING FITTING.	114	6393	269	79230
940592 PARTS OF PLASTIC H-94.05,N.E.S	101	3350	25	1566
940600 PREFABRICATED BUILDINGS.	298837	2888631	276296	2101434
950300 TRICYCLES,SCOOTERS,PADAL CARS	407582	3007458	285087	2345628
950420 ARTI&ACCE, BILLIARDS ALL KIND	5054	24303	5433	22717
950430 OTH GAMES OPERATED BY COIN	5658	45668	2851	25518
950440 PLAYING CARDS	8584	46124	7555	47658
950450 VIDEO GAMES CONSOLES&MACHINES	29	3167		2086
950490 OTH;ARTICLES FOR FUNFAIR,TABLE	3214	34292	4559	42528
950510 ARTI FOR CHRISTMAS FESTIVITES.	392	7369		6092
950590 OTHER ENTERTAINMENT ARTICLES	30505	190477	9400	119652
950611 SNOW SKIS				48
950619 OTH;SNOW SKI EQUIPMENT.	1411	2031	92	1861
950629 OTH;WATER SKI,SURF BOARD W-SPO	2055	13178		1822
950631 GOLF CLUBS COMPLE/OTH GOLF EQU	2	792		9129
950632 GOLF BALLS	307	2250		2222
950639 OTHER;GOLF EQUIPMENTS	62	3373	126	11833
950640 ARTI,EQUIP FOR TABLE-TENNIS.	878	7091		10952
950651 LAWN-TENNIS RACKETS,W/N STRUNG	10	3833		2893
950659 OTH; BADMINTON,SIMILAR RACKET	3905	73101	5363	77294
950661 LAWN TENNIS BALLS	11587	110350	6529	87324
950662 INFLATABLE BALLS	3283	30392	210	11323
950669 OTH BALL O/THN GOLF,T-TEN BALL	5925	32718	1008	33805
950670 ICE SKATES,ROLLER INCL SKABOOT	311	2406	894	3754
950691 EQUIP. FOR OTHER PHY EXERCISE	55886	643883	50143	678637
950699 OTHER;SPORTS GOODS N.E.S.	47712	744073	54750	556740
950710 FISHING RODS	33	290	13	152
950720 FISH -HOOKS,W/N SNELLED	699	3183		794
950730 FISHING REELS	51	299		102
950790 OTH LINE FISHING TACKLE NETS	345	2364	72	1194
950810 TRAVELLING CIRCUSES/MENAGERIES				1
950890 SWINGS,SHOOTING GALLERIES ETC.	4545	78337	8787	43387
960110 WORKED IVORY,ARTICLES OF IVORY		214		312
960190 OTH,ANIMAL CARVING MATERIL,ART	665	2257	102	1718
960200 WORKED VEGE,MINERAL MATERIAL	65967	3116923	106820	1406653
960310 BROOM,BRUSHE,CONS TWIN,VEG-MAT	771	18586	1130	26951
960321 TOOTH BRUSHE,INCL DENT-PLA BRU	29916	427181	18425	252282
960329 OTH;SHAVING,HAIR,NAIL BRUSHES.	7342	101500	7839	60245
960330 ARTST,WRITING,SIMILAR BRUSHES	1024	10684	1994	9742
960340 PAINT,DISTEPER,VARNISH BRUSHES	7842	32637	4380	10722
960350 OTH BRUSHES CONSTI PART MACHIN	5295	44648	965	54919
960390 OTH;HAND OPE MECHANICAL F-SWEPR	16755	129196	4416	80531
960400 HAND SIEVES AND HAND RIDDLES.	5	605		1408
960500 TRAVEL SETS FOR PERSONALTOILE.	1479	15978		5751
960610 PRESS-FASTENERS,SNAP-FASTENER.	28852	305704	23453	319003
960621 BUTTON OF PLASTICS,NOT COVERED	42078	417489	19234	249758
960622 BUTON OF BASE METAL,COVER TXT	31283	491100	42517	414868
960629 OTHER BUTTONS	128585	2194586	131090	1719892
960630 BUTTON MOULD,PART,BUTTON BLANK	668	8435		13160

Contd.

10.11 Imports by Economic Categories (Detail)

(In Thousand Rupees)

ITEMS	JUNE, 2014	FROM JUL-2013	JUNE, 2013	FROM JUL-2012
960711 SLIDE FASTENER FIT CHAIN SCOP.	39632	419530	37063	419395
960719 OTHER;SLIDE FASTENERS	266814	2453615	237758	1995323
960720 PARTS; SLIDE FASTENERS	35447	1460519	93444	1294259
960810 BALL POINT PENS	11598	111113	5918	150302
960820 FELT TIPPED.PORUS TIPPED PEN	16422	247636	22311	240835
960830 FOUNTAIN PEN,STYLOGRADH PEN	7606	68140	4975	33331
960840 PROPELLING OR SLIDING PENCILS	1082	1232		1948
960850 SETS OF ARTICLS FROM TWO FOR-H	232	10676		799
960860 REFILLS FOR BALL POINT PEN.	17604	158726	18682	142036
960891 PEN NIBS AND NIB POINTS	19945	294844	20484	325584
960899 OTH;PEN,PENCILE,SIMILAR HOLDER	55389	250971	19441	213609
960910 PENCILS&CRAYON W-LEADS ENCASD.	73542	715314	76767	539084
960920 PENCIL LEADS,BLACK OR COLOURED	40267	327062	14732	230376
960990 OTH;PENCIL,DRAWING CHARCOALS.	19103	119026	2649	63582
961000 SLATES&BOARDS,WRITNG/DRAWIN	1044	7753	777	10361
961100 DATE,SEALING OR NUMBERING STAM	2738	10792	345	8798
961210 TYPEWRITER OR SIMILAR RIBBONS	9571	115743	6366	129222
961220 INK-PADS	152	1238		776
961310 POCKET LIGHTERS,GAS FUELLED	11022	141700	872	24445
961320 POCKET LIGH,GAS FUELL,REFILLAB	639	33920	2658	10565
961380 OTHER LIGHTERS	819	28026	3152	26273
961390 PARTS OF CIGARETTE LIGHTERS	422	22284	455	1323
961400 SMOKING PIPE&CIGAR OR CIG.HOLD	1094	6998	53	2762
961511 COMBS,HAIR-SLIDES,OF HARD RBER	2703	17559	1879	9168
961519 OTH;HAIRPINS,CURLING PINS,LIKE	3903	48109	3513	40258
961590 OTH;COMES HAIR-SLIDES,LIKE,PAR	60658	397961	49208	333696
961610 SCENT SPRAY SIMI TOILET SPRAY	4973	71234	8043	90331
961620 POWDER-PUFFS&PADS FOR APPLICA	1606	5592	764	4427
961700 VACCUM FLASKS&OTH VACUM VESS	21048	475138	23318	362604
961800 TAILORS,DUMMIERS&OTH LAY FING.	1473	23675	2353	24483
970110 PAINTING,DRAWING,PASTELS.	267	2814	175	14149
970190 OTH COLLAGES&SIMI DECORATIVE	104	6818	498	4774
970200 ORIGINAL ENGRAVINGS,PRINTS.		324		41
970300 ORIGINAL SCULPTURES&STATUARY	1498	8274	25	575
970400 POSTAGE&REVENUE STAMPS,ST-POS			19	151
970500 COLLECTIONS&COLLECTORS, PIECS.	32	1340		2495
970600 ANTIQUES OF AN AGE EXE 100 YE.		18		
990900 TRANSACTIONS LESS THAN RS.1000	1248	116901	689	22397
991000 SAMPLES HAVING NO-COMMER VALUE	54534	473263	15036	856045
2. RAW MATERIAL TOTAL (A + B)	257750832	2768999632	223265509*	2647551723
A. CONSUMER GOODS TOTAL	225864126	2462189245	198998398*	2353818095
050100 HUMAN HAIR,UNWORK NOT WASHED		45		
050400 GUTS,BLADERS,STOMACH OF ANIMAL	1373	54038	707	31726
050590 OTH SKINS AND PARTS OF BIRDS	18775	147309	7072	67774
050610 OSSEIN,BONES TREATED WITH ACID	3836	93715	5755	93203
050690 OTH POWDER & WASTE OF BONES	762	16046	401	19276
050710 IVORY,IVORY POWDER AND WASTE			600	600
050790 OTH TORTOISE-SHELL WHALEBONE	1845	13388	2292	10680

Contd.

10.11 Imports by Economic Categories (Detail)

(In Thousand Rupees)

ITEMS	JUNE, 2014	FROM JUL-2013	JUNE, 2013	FROM JUL-2012
050800 CORAL&SIMILAR MATERIAL/POWDER		13802		1617
051000 AMBERGRIS,CASTOREUM CIVET,MUSK	70	1014		1600
051110 BOVINE SEMEN	1125	119113	3731	71877
051191 PRODUCTS OF FISH, CRUSTACEANS		2068	1056	2214
051199 OTH ANIMAL PRODUCTS NOT ELSWHE	25	510	10	1785
060110 BULBS TUBERS,TUBEROU,ROOT,ETC	5914	55845		39298
060120 BULB TUBERS,ROOTS,CHICORY PLAN		5497	291	6677
060210 UN-ROOTED CUTTING AND SLIPS	81	3372	68	2282
060220 TREES,SHRUBS,BUSHES,GRAFTED		912	2687	4011
060230 RHODODENDRONS AZALEAS,GRAFTED		35		
060240 ROSES,GRAFTED OR NOT		271		
060290 OTHER LIVE PLANTS	3385	71572	1066	60794
060311 ROSES FRESH	106	2288	32	2458
060313 ORCHIDS FRESH		570		
060314 CHRYSANTHEMUMS FRESH	1924	25416	1511	19216
060315 LILIES FRESH	84	898		
060319 OTH FRESH FLOWER,BUDS FOR BOUQ	296	7187	436	9884
060390 OTH FLOWERS & FLOWERS BUDS		1578	80	1282
060490 O.PARTS OF PLANTS FOR BOUQUETS		93		16
110812 MAIZE (CORN), STARCH	2109	31690	1449	22198
110813 POTATO, STARCH	34660	406756	27441	289753
110814 MANIOC (CASSAVA) STARCH	953	18002		7109
110819 OTHER STARCHES	745	2076	8	6415
110820 INULIN		12564		7627
110900 WHEAT GLUTEN,WHETHER/NOT DRIED	3585	39666	30	29347
120110 SOYA BEAN SEED	51596	51668		30
120190 SOYA BEAN,W.OR-N-BROKEN/SHELED		131	19	187
120230 GROUND-NUTS SEED				792
120241 OTH GROUND NUTS IN SHELL	186	127985	3348	93992
120242 GROUND-NUTS SHELLED BROKEN/N-B	16443	563834	21906	578472
120300 COPRA	177018	1506520	188544	1549805
120400 LINSEED,WHETHER OR NOT BROKEN				1168
120510 LOW ERUCIC ACID RAPE/COLZASEED	3347639	27272067	2498907	40893807
120590 OTHER RAPE/COLZA SEED	344375	1480232		24
120600 SUNFLOWER SEED,WHETH/NOT BROKE	110323	8180443	58	726316
120721 SEEDS FOR CROP (COTTON SEEDS)		18755		16
120729 OTHER COTTON SEEDS		5582		60
120740 SESAMUM (SESAME) SEEDS		7453		3946
120750 MUSTARD SEEDS		17910		6819
120760 SAFFLOWER SEEDS	646	646		
120770 MELON SEEDS		27		3061
120791 POPPY SEEDS				30
120799 OTH,OIL SEED/OLEAGINOUS FRUITS	3177	33056		14054
120810 FLOUR AND MEALS OF SOYA BEANS	1206	3591	681	2463
120890 FLOUR/MEALS OF OTH OIL SEEDS				28
120910 SUGAR BEET SEED USE FOR SOWING		49840		78937
120921 LUCERNE (ALFALFA) SEED	9082	327428	10826	346474
120922 CLOVER (TRIFOLIUM) SEED	22422	1136555		1629623
120925 REY GRASS SEED				623
120929 OTHER SEEDS OF FORAGE PLANTS	92511	1267935	112538	896237
120930 SEED OF HERBACEOUS PLANTS		784	212	2297
120991 OTHER; VEGETABLE SEEDS	258029	2505085	104768	2120903

Contd.

10.11 Imports by Economic Categories (Detail)

(In Thousand Rupees)

ITEMS	JUNE, 2014	FROM JUL-2013	JUNE, 2013	FROM JUL-2012
120999 OTH SEEDS OF FRUIT FOR SOWING	56440	1030894	40893	612306
121190 OTH PLANTS AND PARTS OF PLANTS	66482	1062790	67458	568761
121221 SEAWEDS/ALGAE FIT FOR HUMAN	288	2514	580	1802
130190 OTH;NATURAL GUM,RESIN & BALSAM	25426	272669	17464	248705
130211 OPIUM SAPS AND EXTRACTS			21	26
130212 SAP AND EXTRACTS OF LIQUORICE		435		390
130219 OTH SAPS & EXTRACT OTH VEG SAP	44082	287486	13834	215125
130220 PECTIC SUBSTANCES,PECTINATES	3607	65848	4149	67662
130231 AGAR-AGAR	2722	35550	7004	41049
130232 MUCILAGES&THICKENERS,LOC SEED	2574	87676	20836	246809
130239 OTHER MUCILAGES AND THICKENERS	11611	220029	16139	167853
140110 BAMBOOS	2995	37258	3317	36726
140120 RATTANS	2546	55753	2676	59160
140190 OTH VEG MATERIAL USED PLAITING	81	347	39	39
140490 TENDU LEAVES(BIDI LEAVES)	186222	2564046	185052	2344703
150190 POULTRY FAT OTH THAN H-02.09	2197	24463		
150210 TALLOW (OTHER THAN OF H-15.03)	291181	1959536	173106	3037388
150290 OTH FAT BOVIN ANMAL,SHEEP GOAT				19164
150300 LARD STEARIN/OIL,TALLOW OILS				1914
150410 FISH-LIVER OILS THEIR FRACTION	119	119	5254	6438
150420 FATS OILS THEIR FRACT OF FISH	51	1711		1288
150430 FATS & OILS & THEIR FRACTIONS				6
150500 WOOL GREASE,CRUDE,FETTY SUBS	2249	69333	8533	62642
150600 OTH ANIMAL FATS AND OILS/FRACT	579	9185	1638	6055
150710 SOYABEAN OIL & ITS FRACT CRUDE	3500699	11506617	28106	6945451
150790 OTH SOYABEAN OIL & IT FRACTION	17012	218237	15662	212412
150890 OTH GROUND NUT OIL & ITS FRACT	405	11129	909	11841
150910 OLIVE OIL & ITS FRACT (VIRGIN)	10927	111121	13942	102289
150990 OTH OLIVE OIL & ITS FRACTIONS	51899	541351	24961	387627
151000 OTH OIL/FR,INCL BLENDS OF OIL		925		4010
151110 PALM OIL & ITS FRACTIONS CRUDE	935262	9729989	362914	35159112
151190 OTH PALM OIL & ITS FRACTIONS	21798176	185500199	12207314	154458854
151219 OTH SUNFLOWER SEE&SAFLOWER OIL	4951	15499	1466	60568
151229 OTH COTTON SEED OIL & IT FRACT				13
151311 COCONUT OIL,ITS FRACTION CRUDE	4629	80148		190436
151319 OTH COCONUT OIL,ITS FRACTIONS	54710	548412	44410	510489
151329 OTH PALM KERNEL/BABASSU OIL	250901	1208704	79345	968465
151419 OTH COLZA/MUSTER OIL,FRA/CRUDE				2180
151499 OTH RAPE SEED OIL ITS FRACTION				65
151511 LINSEED OIL & ITS FRACT CRUDE				7035
151519 OTH LINSEED OIL & ITS FRACTION		883		5718
151529 OTH MAIZE OIL & ITS FRACTIONS	3042	28785	4577	28272
151530 CASTOR OIL AND ITS FRACTIONS		7485		4636
151550 SESAME OIL & ITS FRACTIONS	160	1635	14	1084
151590 OTH FIXED VEGETABLE OILS/FRACT	289	29810	3438	10092
151620 VEG FATS/OILS AND ITS FRACTION	105870	1495288	19667	1995688
151710 MARGARINE,EXCL LIQUID MARGARIN	1809	184296	10598	146158
151790 OTH MARGARIN,EDIB MIX/PREP ETC	204857	1002923	50496	702031
151800 ANIMAL/VEG FAT/OILOXIDISE ETC	8538	112409	7208	151129
152000 GLYSEROL,CRUDE WATER & LYES	4954	60584	2646	9800
152110 VEG WAX WHETHER OR NOT REFINED	677	19287		35077
152190 OTH BEES WAXES,OTH INSECT WAX	3537	47604		44207

Contd.

10.11 Imports by Economic Categories (Detail)

(In Thousand Rupees)

ITEMS	JUNE, 2014	FROM JUL-2013	JUNE, 2013	FROM JUL-2012
152200 DEGRAS,RESIDUES ANIM/VEG WAXES	3888	147733	17798	879372
160100 SAUSE,PROD MEAT-FOOD PREP OFFL	469	6913	280	14504
220710 UNDENATURE ETHYL ALCOHOL O/SPR		29		75
220720 ETHYL ALCOHOL/OTH SPIRITS DEN	112	112		866
240120 TOBACO-WHOLY/PARTLY STE/STRIP	113351	1312655	58136	1077384
240130 TOBACCO REFUSE	1334	16304		1947
251010 AAT,C/PHOS,ALUM/C/PHOS&PH/CUG	632094	3037838	746528	4501825
251020 AAT,C/PHOS,ALUM/C/PHOS&PH/CGD		395		41477
270810 PITCH		15854		9949
270900 PETROLEUM OILS FROM BITUMINOUS	53893894	593906822	41814970	526612961
271019 KEROSENE,INCL KER.TY. JET FUEL	65319339	669064695	62254315	714543874
271020 PETROLEUM OILS(OTH THAN CRUDE)		817		45
271091 WASTE OIL (PCBs),(PCTS),(PBBS)				280
271099 OTH WASTE OILS		3233	41	153757
271111 NATURAL GAS,LIQUIFIED		317		3131
271112 PROPANE, LIQUIFIED		7740	25	13994
271113 BUTANES, LIQUIFIED		212		201
271114 ETHYLENE,PROPYLENE,BUTYLENE	37	112334		36825
271119 OTH GAS HYDROCARBONS LIQUIFIED	170697	6962638	673075	7224374
271121 NATURAL GAS,IN GASEOUS STATE				1470
271290 OTH PETROLEUM WAX ETC	40049	532375	18381	317043
271311 PETROLEUM COKE;NOT CALCINED		679566		1037171
271312 PETROLEUM COKE; CALCINED		14082	429	19957
271320 PETROLEUM BITUMEN	209663	975523	319453	3068798
271490 OTH BITUMEN & ASPHALT NATURAL.	3971	8770		24985
290110 SATURATED ACYCLIC HYDROCARBONS	962	28164	103284	144617
290121 UNSATURATED ETHYLENE.	696642	9921698	1281858	9341035
290129 OTH UNSATURATE ACYCLIC HYDCARBN	1266	6307	3	7112
290211 CYCLOHEXANE	45	127		123
290219 OTH CYCLANES/CYCLOTERPENES	14427	261250	6826	150674
290220 BENZENE, PURE		27		219
290230 TOLUENE, PURE	58093	845105	78310	699890
290241 O-XYLENE	226305	2277341	146312	2407942
290242 M-XYLENE	50	129		
290243 P-XYLENE	3141983	40692095	4747291	45424781
290244 MIXED XYLENE ISOMERS	6424	130470	40955	208996
290250 STYRENE	824181	10092601	678425	9249609
290260 ETHYLBENZENE		5147	4373	13377
290290 OTH CYCLEC HYDROCARBONS	4848	174721	25379	160747
290311 CHLOROMETHANE,& CHLOROETHANE		3070	308	308
290312 DICHLOROMETHANE(METHYLEN CHLRD	16598	252897	24894	275239
290313 CHOLOROFORM(TRICHLOROMETHANE)	1256	308024	15073	233598
290315 ETHYLENE DICHLORIDE(1,2-DI CH)	11	315948	166439	706018
290319 OTH SATAR DERIV ACYCL HYDCARBN	3015	36027	2441	71417
290321 UNSATURATED VINYL CHLORIDE		197869		270380
290322 UNSATURATED TRICHLOROETHYLENE	17483	202807	21120	168919
290323 UNSATURATE TETRACHLOROETHYLENE	8116	67234	5223	55811
290329 OTH UNSATUR DERIV ACYCL H'CARB	84	89	1	10019
290339 OTH FLUORINATED,BRO DERIVATIES	99300	717279	101940	750250
290371 CHLORODIFLUOROMETHANE	26056	120727	31544	191487
290373 DICHLOROFLUROETHANES		12079		25894
290377 PENTACHLOROFLURO METHANE	4576	30759	507	29683

Contd.

10.11 Imports by Economic Categories (Detail)

(In Thousand Rupees)

ITEMS	JUNE, 2014	FROM JUL-2013	JUNE, 2013	FROM JUL-2012
290379 OTH CHLORODIFLUOROMETHANE	78888	465759	48600	507047
290381 1,2,3,4,5,6HEXACHLORO CYCLOHEX			393	586
290382 ALDRIN(ISO),CHLORDANE(ISO)/HEP			2	2
290391 CHLOROBENZENE,O-DI/P-DI CHLORO		3016		9963
290392 HEXACHLOROBENZENE DDT ETHANE	6	6		
290399 OTH HALOGENATED DERIV H.CARBON	1622	43011		30348
290410 DERIV SULPHO GRP IT SALT/EYHYL	6009	95211	3010	61159
290420 DERIVAT ONLY NITRO/NITRO GROUP	2	21207	376	18228
290490 OTH,SUPHO,NITRAT NITROS H'CARB	3408	41024	1031	27685
290511 SATURAT METHANOL(METHYL ALCHL)	383508	5235780	300906	3630668
290512 PROPYL/ISOPROPYL ALCOHOL	144119	1187549	98796	1131504
290513 SATUR BUTAN-I-01(N-BUTYLALVHL	5880	64568	2332	138452
290514 OTHER SATURATED BUTANOLS	24470	186438	13808	181249
290516 SATUR OCTANOL/ISOMERS THEREOF	559609	4503552	407131	3892402
290517 DODECAN-1-O1HEXADECAN/OCTADEC	3417	57867	3296	69015
290519 SATUR MONOHYDRIC ALCOHOLS	4551	38044	4667	13001
290522 UNSATUR ACYCLIC TERPENE ALCOHL	13863	60385	1158	68023
290529 OTH UNSATUR MONOHYDRIC ALCOHOL	732	17935	218	10175
290531 ETHYLENE GLYCOL(ETHANEDIOL)MEG	896188	25325044	2349856	28077572
290532 PROPYLEN GLYCOL(PROPAN-1,2-DIO	67016	1046076	48520	788900
290539 OTHER, DIOLS	11439	76908	15744	113132
290541 2-ETHYL-2(HYDROXYMETHLY-PROPAN		9285	2602	17906
290542 PENTAERYTHRITOL	27493	465552	48098	373706
290543 MANNITOL	14674	112789	14471	75474
290544 D-GLUCITOL (SORBITOL)	6690	29017	6542	35130
290545 GLYCEROL	40809	640747	36150	458022
290549 OTHER,POLUHYDRIC ALCOHOLS		15718	6138	36025
290559 OTHER HALOGENATED, SULPHONATED	1307	13572		20072
290611 MENTHOL	14933	430877	10908	643631
290612 CYCLOEXANOL,METHYL/DIMETHYL		7375		2408
290613 STEROLS AND INOSITOLS	1099	15555	434	7042
290619 OTH,CYCLANIC,CYCLNIC CYCLOTER	6546	94212	8195	86977
290621 BENZYL ALCOHOL	3641	69193	2060	39864
290629 OTH,AROMATIC CYCLIC ALCH HALOG	2618	44976		20019
290711 PHENOL(HYDROXYBENZENE)IT SALT	39548	474460	32159	342280
290712 CRESOLS AND THEIR SALTS		3227	87	582
290715 NAPTHOLS & THEIR SALTS	819	9822		4884
290719 OTHER MONOPHENOLS	2143	38758	2822	36003
290721 RESORCINAL AND ITS SALTS	14	26503	68	18701
290722 HYDROQUINONE (QUINOL)ITS SALT	3667	33830		13704
290723 4,4-ISOPROPYLDENEDIPHENOL/SALT	6	28573		9037
290729 OTHER, POLYPHENOLS	6040	93297	3322	63454
290819 OTH DERI CON ONL HALOGEN SUBST	1594	11691		19046
291511 FORMIC ACID	30050	276084	5634	228575
291512 SALTS OF FORMIC ACID	77825	676357	52730	699463
291513 ESTERS OF FORMIC ACID		1729		371
291521 ACETIC ACID	170284	1617068	103316	1770229
291524 ACETIC ANHYDRIDE		753		1824
291529 OTH,ACETIC ACIDE & ITS SALTS	1543	32204	3676	118006
291531 ETHYL ACETATE	4613	95397	48	84609
291532 VINYL ACETATE	306006	1898576	145036	1188666
291533 N-BUTYL ACETATE	4	5104		2084

Contd.

10.11 Imports by Economic Categories (Detail)

(In Thousand Rupees)

ITEMS	JUNE, 2014	FROM JUL-2013	JUNE, 2013	FROM JUL-2012
291536 DINOSEB (ISO) ACETATE		69		952
291539 OTHER,ESTERS OF ACETIC ACID	89332	1088298	59704	689320
291540 MONO/DI/TRICHLOROACETIC ACID-S	2	7214	38	5638
291550 PROPIONIC ACID,ITS SALT/ESTERS	20203	78579	1044	33742
291560 BUTYRIC/VALERIC ACID/SALT/ESTR	27673	212008	23057	166040
291570 STEARIC ACID	12937	128413	13495	90435
291590 OTH SAT ACYCLIC MONOCARBOXYLIC	110514	765361	49529	561810
291611 UNSATU ACRYLIC ACID/ITS SALTS	15194	255857	17179	149478
291612 UNSATURATE ESTER ACRYLIC ACID	142785	1946830	121237	1467221
291613 UNSATU METHACRYLIC ACID/SALTS	642	60973	9616	24307
291614 UNSATU ESTER,METHARYLIC ACID	63286	638780	69622	637218
291615 OLEIC,LINOLEIC/LINOLENIC ACID	761	10380	253	11143
291619 OTH UNSAT ACYLIC M/CARBOX ACID	14977	150316	5628	101591
291620 CYC-LANIC,LENIC LOTEPHENI ACID	1317	92433	1642	76117
291631 BENZOIC ACID,ITS SALTS/ESTERS	27383	273379	12345	159338
291632 BENZOYL PEROXIDE/BENZYL CHLRID		26141	5275	22778
291634 PHENYLACETIC ACID & ITS SALTS		1114		858
291639 OTH,ARMATIC MONOCARBOXYIC ACID	22218	651912	65585	679719
291711 OXALIC ACID/ITS SALTS/ESTERS	14242	140089	10839	189862
291712 ADIPIC ACID,ITS SALTS/ESTERS	18683	81206	4792	47591
291713 AZELAIC/SEBACIC ACID/SALT/ESTR		24817	2695	27580
291714 MALEIC ANHYDRIDE	21093	137509	4086	90811
291719 OTH ACYCLIC POLYCARBOXYL ACID	8051	100347	4136	58194
291720 CYC-LANIC,LENIC LOTERPENC ACID	773	25387	3457	43044
291732 DIOCTYL ORTHOPHTHALATES		5782	4113	17552
291733 DINONY/DIDECYL ORTHOPHALATES		4044	2320	4673
291734 OTH ESTERS ORTHOPHTHALIC ACID	22680	196830	11539	164488
291735 PHTHALIC ANHYDRIDE	33113	236537	3185	226043
291736 TERPHTHALIC ACID AND ITS SALTS	223	2568605	322702	5604424
291739 OTH POLYCARBOXYLIC ACIDS/DERIV	31394	351090	45089	347005
291811 LACTIC ACID,ITS SALTS/ESTERS	7246	145463	10559	136704
291812 TARTARIC ACID	1656	73797	6309	43512
291813 SALT & ESTER OF TARTARIC ACID	24	13115	67	6697
291814 CITRIC ACID	127462	1638482	127531	1176363
291815 SALTS & ESTER OF CITRIC ACID	24044	253356	26807	199605
291816 GLUCONIC ACID,SALTS & ESTERS	48284	599024	77411	565414
291818 CHLOROBENZILATE (ISO)		2467		2099
291819 OTH CARBOXYLIC ACID W/ALCOHOL	3514	121761	8158	101740
291821 SALICYLIC ACID AND ITS SALTS	2546	33442	2592	31752
291822 O-ACETYLSALIC ACID/SALT/ESTER	678	109569	660	97480
291823 OTH ESTER,SALICYLIC ACID/SALTS	245	7452	60	5321
291829 OTH CARBOXYLIC ACID+PHENOL FUN	10506	123568	8808	107284
291830 CARBOXYLIC ACID+ALDEHYDE/KETON	3299	58679	11265	61640
291891 2,4,5-T(ISO)(2,4,5-TRICHLOROPH	3848	14155		4199
292990 OTH COMP WITH OTH NITROGN FUNC	22469	220739	28256	188156
293020 THIOCARBAMATE/DITHIOCARBAMATES	279497	714232	169238	449454
293030 THIURAM MONO-,DI-,TETRASULPHID		42292	1387	15919
293040 METHIONINE	313750	2892292	234783	2410219
293090 OTHER ORGANO-SULPHUR COMPOUNDS	27625	1435983	183218	798749
293110 TETRAMETHYL LEAD&T-ETHYL LEAD	1919	19859		
293120 TRIBUTYL TIN COMPOUNDS				758
293190 OTH O-ALKYL&(O-2-(DIALKYL,COMP	72307	806424	80586	656521

Contd.

10.11 Imports by Economic Categories (Detail)

(In Thousand Rupees)

ITEMS	JUNE, 2014	FROM JUL-2013	JUNE, 2013	FROM JUL-2012
293211 TETRAHYDROFURAN	45	2868	98	359
293212 2-FURALDEHYDE (FURFURALDEHYDE)	39136	76556		34606
293213 FURFURYL ALCOH/TETRAHYDRFURFYL		287	262	1648
293219 OTH COMP UNFUSED FURAN RING	1569	56733	3300	61792
293220 LACTONES	8010	100927	28541	144016
293299 OTH HETEROCYCLIC COMP W/OXYGEN	187126	2008572	212495	1848496
293311 PHENAZONE & ITS DERIVATIVE	2298	12583	126	56072
293319 OTH COMP UNFUSE PYRAZOLE RING	6877	59647	2781	114945
293321 HYDANTOIN AND ITS DERIVATIVES		22310	1824	28368
293329 OTH COMP UNFUSE IMIDAZOLE RING	99573	1203373	50035	994952
293331 PYRIDINE AND ITS SALTS	118	5287	171	7268
293332 PIPERIDINE AND ITS SALTS		670	89	502
293333 ALFENTANIAL(INN)(ANILERIDINE)	402	139198	6513	255034
293339 OTH COMP UNFUSE PYRIDINE RING	269384	2872506	244818	2959340
293341 LEVORPHANOL(INN) & ITS SALTS				166
293349 OTH COMP QUINOLIN/ISO-QUINOLIN	93833	1411934	74353	1411686
293352 MALONYLUREA/IT DERIV/SALT THOF				873
293353 ALLOBARBITAL(INN)(AMBARBITAL)		3687		3039
293354 OTH DERIVATIVES OF MALONYLUREA	731	2729	123	3397
293359 OTH COMP PYRIMIDINE/PIPER RING	201258	2287993	126660	2088160
293361 MALAMINE	44435	629880	43187	476632
293369 OTH COMP UNFUSE TRIAZINE RING	53971	826752	41037	522798
293371 6-HEXANELACTAM(EPSILON-CAPROL)		15943	483	10100
293372 CLOBAZAM(INN),METHPRYLON(INN)		81440		
293379 OTHER LACTAMS	60566	368185	8052	403123
293391 ALPRAZOLAM(INN) CAMAZEPAM(INN)	3667	63910	13782	54734
293399 OTHER HETROCYCLIC COPMOUNDS	127392	2003270	85349	1725814
293410 COMP UNFUSE THIAZOLE RING	7519	186367	23030	203052
293420 COMP BENZOTHAZOLE RING SYSTEM	6802	99439	7357	75964
293430 COMP PHENOTHIAZINE RING SYSTEM	661	54493	1612	93709
293491 AMINOREX(INN),BORTIZOLAM(INN)	245	8719		6415
293499 OTHER NUCELEIC ACIDS&SALTS	349951	4951001	458454	5308744
293999 OTH VEGETABLE ALKALOIDS NATURL	51279	232133	25998	231131
294190 OTHER ANTIBIOTICS.	461670	5889371	468661	5401575
300692 WASTE PHARMACEUTICALS	190	256		
310100 ANIMAL/VEG FERTILIZER/PRODUCTS	1534	33646	11727	72663
310210 UREA,WHET OR NOT AQUEOUS SOLUT		40023841	1838770	21005211
310221 AMMONIUM SULPHATE	35803	413809	5126	183627
310229 MIX AMMONIUM SULPHATE/NITRATE	18182	302262		174908
310230 AMMONIUM NITRAT,WHET/NOT AQUES	5956	287349	11353	301926
310240 MIXT,AMMONIUM NITRAT/CALC CARB	37	37		
310250 SODIUM NITRATE	7748	102778	10433	59058
310260 MIXT,CALCIUM/AMMONIUM NITRATE		2546		2418
310290 OTH,MIN/CHEM NETROG FERTILZER	6638	95039	850	76437
310310 SUPER-PHOSPHATES	39288	250773		56210
310390 OTH,MIN/CHEM FERTILIZE PHOSPHT		19727	2211	26404
310420 POTASSIUM CHLORIDE	52933	769962	105335	474837
310430 POTASSIUM SULPHATE	79796	486693	71007	601589
310490 OTH,MIN/CHEM FERTILIZE POTASIC	218671	1775267	66301	604646
310510 MIN/CHEM FERTILIZER >10KG		2674		303
310520 MIN/CHEM FERTZ ELEM NIT/PHO/PT	31582	377412	28057	301118
310530 DIAMMONIUM HYDROG ORTHO-PHOSPH	5114764	27319948	5863249	34539828

Contd.

10.11 Imports by Economic Categories (Detail)

(In Thousand Rupees)

ITEMS	JUNE, 2014	FROM JUL-2013	JUNE, 2013	FROM JUL-2012
310540 AMMONIUM DIHYDROGEN ORTHO-PHOS	42	305564		691542
310551 CHEM FERTZ CON NITRAT/PHOS		343819		6393
310559 OTH MIN/CHEM FERTZ NITRAT/PHOS	1349	103162	17033	90291
310560 MIN/CHEM FERTZ ELEM PHOS/POTAS		323	5078	8578
310590 OTH MINER/CHEMICAL FERTILIZER	26450	177436	29053	4130397
320110 QUEBRACHO EXTRACT	6479	88761	4103	82911
320120 WATTLE EXTRACT	70356	514768	18090	284489
320190 OTH TANNING/EXTRACT VEG/GAMBER	46695	429914	30391	419286
320210 SYN ORGANIC TANNING SUBSTANCE	138129	1719793	123310	1364198
320290 OTH,INORGANIC TANING SUBSTANCE	64647	1150018	80331	1068669
320300 COLOUR MATTER,VEG/ANIMAL	8203	52025	1225	54559
320411 DISPERSE DYES/PREP BASE THEROF	290751	2184156	67495	1193367
320412 ACID DYES PREMETALISE/PREP/DYE	147425	1657672	136663	986186
320413 BASIC DYES/PREP BASE THEREON	71662	689417	33668	479651
320414 DIRECT DYES/PREP BASE THEREON	52278	310329	16448	223334
320415 VAT DYES INCL PIGMENT/PREPARAT	281445	3224677	282172	2760794
320416 REACTIVE DYES PREP BASE THREON	988597	8939111	412818	5168959
320417 PIGMENT PREP BASE THEREON	201781	2378907	138032	2191685
320419 OTH SYN ORGN COLOURING MATTER	129268	1131889	82704	964348
320420 SYN ORGN PROD USE FLUORESCENT	37343	507902	38905	514602
320490 OTH,SYN ORGN COLOURING MATTER	5532	69578	6440	51097
320500 COLOUR LAKES,PREP AS SPECIFIED	23023	193556	17160	196468
320611 PIGMENT PREP TITANIUM DIOXIDE	363506	5304593	435653	5459219
320619 OTH,PIGMENT/PREP TITANIUM DIOX	2502	103168	5217	101797
320620 PIGMENT/PREP,CHROMIUM COMPOUND	1930	122140	10800	142260
320641 ULTRAMARINE/PEP BASE THEREON	3138	51508	5370	41576
320642 LITHOPONE/OTH PIGMENT/ZINC SUL	2447	43403	6666	40550
320649 OTH,COLOURING MATTER PREPARATN	57827	539341	48596	372835
320650 INORGANIC PRO USE LUMINOPHORES		5497		3864
320710 PREP PIGMENT/OPACIFIER/COLOURS	10737	183621	14605	201881
320720 VITRIFIABLE ENAMEL/GLAZE/ENGOB	6686	73157	18017	91615
320730 LIQUID LUSTER/SIMILAR PREPARAT		19278	2248	18599
320740 GLASS FRIT/POWDER GRANULE/FLAK	105929	976187	50463	639568
320810 PAINT/VARNISH BASE ON POLYESTER	10335	247246	28903	279061
320820 PAINT/VARNISH,ACRY/VINYL POLYM	23261	221989	12570	206038
320890 OTH PAINT BASED ON POLYAMIDES	138747	1452992	68933	1147425
320910 PAINT/VARNISH ACRY/VINYL POLYM	5227	76728	458	31162
320990 PAINT/VARNISH,SYN POLYMER/AQS	8666	348526	15822	203658
321000 OTH PAINT & VARNISH FOR LEATHE	16836	212627	17232	177637
321100 PREPARED DRIERS.	9971	152900	5246	187317
321210 STAMPING FOILS	20186	264733	15665	217238
321290 OTH,PIGMENT DISPERSE NON AQUOS	19269	186700	21206	179757
321310 COLOURS IN SETS	2084	31776	2609	26045
321390 OTH COLOUR ARTIST/PAINTERS	52	9196	43	3374
321410 GLAZIERS/GRAFTING PUTTY,RESIN	10631	245073	16160	202835
321490 NON-REFRACTORY SURFACING PREP	22496	344272	47202	385179
321511 ROLLING COATING PRINT INK BLK	33401	368254	77859	407326
340290 OTH ORG SURFAC ACT,WASH/CLEAN	93573	1393812	50617	933675
340311 PREP TEXTILE/LEATHER/OIL MATRL	54443	439246	4972	270245
340319 LUBRICAT PREP CONT PET/MIN OIL	68072	1185874	114479	991221
340391 OTH,PREP TEXT/LEATHER/FURSK ML	155430	2286434	163017	1743171
340399 OTH LUBRICAT PREP OIL/GREASE	58751	504303	39915	429403

Contd.

10.11 Imports by Economic Categories (Detail)

(In Thousand Rupees)

ITEMS	JUNE, 2014	FROM JUL-2013	JUNE, 2013	FROM JUL-2012
340420 ART/PREP WAXES,POLYETHEL GLYCL	22560	278507	28044	228720
340600 CANDLES,TAPERS AND THE LIKE	2674	48100	2768	42206
340700 MODELING PASTE ETC RETAIL SALE	3933	41146	3595	28903
350110 CASEIN	15684	89395	8259	49758
350220 MILK ALBUMIN,INCL WHEY PROTEIN		21550		21
350290 OTH ALBUMIN O/T EGG ALBUMIN	33	1401	51	487
350300 GELATIN&GELATIN DERIVATIVE	2502	136121	15	66868
350400 PEPTONEDERV,PROTEIN SUBSTANCE	3925	57822	2664	41999
350510 DEXTRIN,OTH MODIFIED STARCHES	22706	424708	21406	396270
350520 GLUES	5172	106622	4284	93010
350610 PROD SUITABLE USE GLUE/ADHESIV	18598	185305	15765	114902
350691 ADHESIVE/RUBBER/PLASTIC/RESIN	97000	1048495	80428	828489
350699 OTH PREP GLUE/ADHESIVE	8118	119773	10648	112563
350710 RENNET AND CONCENTRATE THEREOF	122	2961	674	4034
360690 OTH FERRO CERIU/OTH PYROPHORC	365	1223	6	444
370110 X-RAY FILM,PLATE IN FLAT UNEXP	99327	882888	84032	889461
370120 INSTANT PRINT FILM UNEXPOSED	100	3456	275	884
370130 OTH UNEXPOSED PLATE>255MM	64534	517945	39318	495122
370191 O.PL/FILM-COLOUR PHOTOGRAPHY		8317		
370199 OTH PHOTOGRAP/PLAT/FILM/UNEXPS		1953		1120
370210 PHOT-FILM ROLL UNEXPOSE,X-RAY		13467	3907	9532
370231 OTH PHOT/FILM ROLL<105MM		1093		5730
370239 OTH PHOT FILM ROLL ST/UNEXPOSE	259	10250		6355
370243 PHOT FILM W>610MM,L<200M	5426	64945	59	29031
370244 PHOT FILMW>105MM BUT<610MM	38492	579322	10435	587976
370252 PHOT FILM W<16MM-COLOUR		71		252
370253 PHOT FILM W-16MM-35MM,L<30MC/L				58
370254 PHOT FILM W-16MM-35MM/L<30MM		3		
370255 PHOT FILM W-16MM-35MM,L>30MC/L		1549		7929
370297 PHOT FILM ROLL W-≤=35MM/L<30M		266		
370310 PHOT PAPER/BOARD/TEXT W>610MM		1712		5497
370320 PHOT PAPER/BOARD/TEXT UNEX/COL	1691	50135		84505
370390 OTH PHOT PAPER/BOARD TEXT UNEX	12308	130796	10283	381262
370400 PHOT PLAT/FILM PAPER/BOARD EXP	347	8468	1023	7470
370510 PHOT PLAT/FILM FOR OFFSET REP				10
370590 OTH PHOT PLAT/FILM	25	1863		188
370610 CINEMAGRAPHIC FILM EXPO/DEVEL	733	20139	2631	32922
370690 OTH CINEMA FILM EXPOSE DEVELOP	602	5725	286	2609
370710 SENSITISING EMULSIONS	9512	87834	2835	78477
370790 OTH CHEM PREP,PHOTOGRAPHIC USE	16781	176647	10230	167749
380110 ARTIFICIAL GRAPHITE	5509	22873	1795	15400
380120 COLOIDAL/SEMI COLOIDL GRAPHITE		3802		6430
380130 CARBONEOUS PASTE ELECTRODE		6795	1953	5317
380190 OTH,PREP GRAPHITE O/T CARBON	1719	15935	11	9318
380210 ACTIVATED CARBON	8132	167993	21708	196171
380290 OTH ACT CARBON/NAT MINER PROD	12572	144909	14191	119837
380300 TALL OIL WHETHER/NOT REFINED		816		790
380400 RESIDUAL LYE FROM WOOD PULP NS	15021	146543	9176	152537
380510 GUM,WOOD,SULPHAT TURPENTIN OIL	866	6175		2539
380590 OTH TERPENIC OIL CONIFER WOOD	5860	85038	5920	51355
380610 ROSIN AND ROSIN ACIDS	125766	913188	67770	685265
380620 SALT OF ROSIN/RESIN ACIDS DERV	2326	124869		75497

Contd.

10.11 Imports by Economic Categories (Detail)

(In Thousand Rupees)

ITEMS	JUNE, 2014	FROM JUL-2013	JUNE, 2013	FROM JUL-2012
380630 ESTERS GUMS	6603	111998	7785	82158
380690 OTH,ROSIN,SPIRIT,OIL,RUN GUMS	4884	59489	4429	47109
380700 WOOD TAR/OIL,CREOSOT,NAPHT ETC	311	599	9	72
380850 INSECTICIDE/RODENTICIDE/ETC	859	3851	142	6065
380891 OTHER INSECTICIDES	595681	5597434	665610	4239696
380892 FUNGICIDES	242103	2731532	215242	1561883
380893 HERBICID,ANTISPROUTING PRODUCT	321092	3806566	283286	2328009
380894 DISINFECTANTS	17464	209179	11117	168022
380899 PLANT-GROWTH REGULATORS R.O-71	1201	223260	13667	203420
380910 FINISHING AGENT AMYLACOUS SUBS	2568	12504	1589	4647
380991 OTH FINISHING AGENT ETC TX ETC	239606	2647626	173784	2222124
380992 OTH FINISHING AGENT DYE CARIER	38063	268707	19225	189630
380993 OTH FINISHING AGENT DYE CARIER	98867	958247	31965	674193
381010 PICKLING PREP METAL SURFACE	13275	670825	64622	604881
381090 OTH PREP FOR METAL SURFACE	9958	83344	8592	76140
381111 ANTI-KNOCK PREP OF LEAD COMP		13		
381119 OTHER,ANTI-KNOCK PREPARATIONS	8220	33443	734	27492
381121 ADD LUBRICATE,PET OIL BIT MINE	444245	4724441	160449	4026690
381129 OTH ADDITIVE LUBRICATING OIL	130878	1237139	67020	1148457
381190 OTH PREP ADDITIVE FOR LIQU USE	194146	1684285	170084	1644982
381210 PREPARED RUBBER ACCELERATORS	9548	123296	11886	98181
381220 COMPOUND PLASTICIZER RUB PL	3772	257691	4497	228411
381230 ANTI-OXIDISING PREPAR & COMPOU	51205	682449	68239	730740
381300 PREP/CHARG FIRE-EXTINGUISHERS	1170	43966	3440	36591
381400 ORGAN COMP SOLVENT/THINNER NES	47449	481829	34350	195098
381511 SUPORTED CATALYST WITH NI/COMP	17738	150419	5792	170233
381512 SUPORTED CATALYST WITH PR/METL		123800	252	273387
381519 OTHER,SUPPORTED CATALYSTS	16352	340590	36532	865767
381600 REFRACTORY CEMENT,MORTARS,CONS	32740	444450	53209	415654
381700 MIXE ALKYL-BENZEN&MIX AL-NAPHT	980776	7795414	977872	6585602
381800 CHEM ELEMENT/COMP DOP-ELECTRON	722	23432	359	16491
381900 HYDRALIC BRAKE FLUIDS/LIQUIDS	8300	120521	11090	113086
382000 ANTI-FREEZING PREP/DEICE FLUID	20383	136993	8753	108262
382100 PREP CULTURE MEDIA MICRO-ORGAN	8403	65458	6176	59356
382200 DIAGNOSTIC/LAB REAGENTS/PR-DIA	454417	5612571	464693	4763829
382311 STEARIC ACID	19757	215430	8673	195188
382312 OLEIC (OLIVE) ACID	633	42299	486	33405
382313 TALL OIL FATTY ACIDS		11789		39224
382319 OTH INDUS MONOCARBOXYLIC F.ACI	193691	3065751	139134	2159075
382370 INDUSTRIAL FATTY ALCOHOLS	6415	87225	16959	79551
382410 PREP BINDER FOUNDRY MOUL CORES	8515	100123	8537	82192
382430 NON-AGGLOMERATED METAL CARBIDE		61		279
382440 PREPARED ADDITIVES FOR CEMENT	26440	281198	9467	183909
382450 NON-REFRACTORY MORTAR CONCRETE	1990	14615		7894
382460 SORBITOL O/TH SUB-H-NO.2905.44	43252	540184	17965	289811
382478 CON (PFCs)/(HFCs)BUT NOT(CFCs)	806	11234	720	6775
382479 OTH MIX CON HALOGE DER OF METH	16947	156993	11205	280532
382481 MIX CON OXIRANE(ETHYLE OXIDE)		94		109
382490 OTH,CHEMICAL PRODUCT/PREPARA	1313557	16793671	1307395	14839439
382510 MUNICIPAL WASTE				11
382530 CLINICAL WASTE				490
382549 OTH WASTE ORGANIC SOLVANTS				134

Contd.

10.11 Imports by Economic Categories (Detail)

(In Thousand Rupees)

ITEMS	JUNE, 2014	FROM JUL-2013	JUNE, 2013	FROM JUL-2012
382550 WASTE OF METAL PICK LIQUORS				20
382590 OTH RESIDUAL OF CEHM.INDUSTRY		510	26	524
382600 BIODIESE&MIXTURE 70%WT-PET-OIL				2223
390110 POLYETHYLENE SP GRAVITY<0.94	2146070	27102882	2619827	21321900
390120 POLYETHYLENE SP.GRAVITY>0.94	2627180	19998142	2013040	18977005
390130 ETHYLENE-VINYL ACETATE COPLMER	296863	2229783	177742	1829486
390190 OTH POLYMER OF ETHYLENE P.FORM	145594	1691134	76421	1267419
390210 POLYPROPYLENE	4294653	45287861	3252980	33917475
390220 POLYISOBUTYLENE	7548	63113	9565	178835
390230 PROPYLENE COPOLYMERS	1252117	11944409	785870	9202924
390290 OTHER OLEFINS IN PRIMARY FORMS	16270	256264	23894	162875
390311 POLYSTYRENE EXPANSIBLE	10407	113029	8177	110106
390319 OTHER POLYSTYRENE	36810	655395	73543	522056
390320 STYRENE-ACRYLONITRILE COPOLYMR	26061	322595	28780	240570
390330 ACRYLONITRILE-BUTADINE-STYRENE	271817	3091418	203240	2627048
390390 OTH POLYMERS OF STYRENE,P-FORM	15669	155685	16263	234632
390410 POLYVINYL CHLORIDE,UNMIX SUBST	247501	3176508	229898	2102055
390421 OTH POLYVINYL CHLORIDE,NON-PLA	475	89966	2693	74272
390422 OTH POLYVINYL CHLORIDE PLASTIC	22994	304918	32245	274114
390430 VINYL CHLORIDE VINYL ACETATE	6166	56610	2028	45994
390440 OTH VINYL CHLORIDE COPOLYMERS	1959	107495	3435	51722
390450 VINYLIDENE CHLORIDE POLYMERS		280		1156
390461 POLYTETRALUOROETHYLENE		3597	274	2378
390469 OTHER, FLUORO-POLYMERS		12025	3516	19685
390490 OTH POLYMERS OF VINYL CHLORIDE	2170	14643		14392
390512 POLYVINYL ACETATE AQUE DISPERS	8447	63113	5283	69356
390519 OTH POLYVINYL ACETATE (PVA)	1376	58561	5137	41844
390521 VINYL ACETATE COPOLYMERS AQUEO	30548	475803	45897	349315
390529 OTH VINYL ACETATE COPOLYMERS	13119	138337	9960	124081
390530 POLYVINYL ALCOHOL W/N CON UNHY	170402	2412905	157507	1937686
390591 COPOLYMERS	2947	33031		26046
390599 POLYMERS OF OTHER VINYL ESTERS	19528	291760	16037	289160
390610 POLYMETHYL METHACRYLATE	16629	173319	13255	167322
390690 OTHER,ACRYLIC POLYMERS P/FORMS	336914	4043647	234934	3177836
390710 POLYACETALS	22620	164375	12500	169631
390720 OTHER POLYETHERS	912013	10768223	778378	8365268
390730 EPOXIDE RESINS	68530	823535	61403	778777
390740 POLYCARBONATES	66645	793537	104154	763408
390750 ALKYD RESINS	733	101005	2822	192765
390760 POLYETHYLENE TEREPHTHACATE(PET)	313285	3440092	176452	1094410
390770 POLY(LACTIC ACID)		15075		15616
390791 OTHER POLYESTERS, UNSATURATED	4050	45470		34303
390799 OTH POLYSTERS IN PRIMARY FORMS	84698	496850	85316	469340
390810 POLYAMIDE-6,-11,-12,-6,6,-6,10	12368	211952	17117	207830
390890 OTH POLYAMIDE IN PRIMAR FORM	34008	359935	15848	296688
390910 UREA RESINS, THIOUREA RESINS	4775	53739	3302	39002
390920 MALAMINE RESINS	17742	173373	10697	133701
390930 OTHER AMINO-RESINS	214	4933		11966
390940 PHENOLIC RESINS	27775	282510	18941	249857
390950 POLYURETHANES	238187	2597345	214742	2209819
391000 SILICONES IN PRIMARY FORMS.	287778	2915590	170568	2284233
391110 PETROL/COUMARONE,INDENE RESINS	6571	96776	7932	81601

Contd.

10.11 Imports by Economic Categories (Detail)

(In Thousand Rupees)

ITEMS	JUNE, 2014	FROM JUL-2013	JUNE, 2013	FROM JUL-2012
391190 OTH,POLYSULPHIDE,SULPHONE/PLAS	20407	150573	4655	90618
391211 CELLULOSE ACETATES,NON-PLASTI		502		
391212 CELLULOSE ACETATES,PLASTICISED		1931		600
391220 CELLULOSE NITRATES(INCL COLLO)	85723	681812	46691	611775
391231 CARBOXYMETHYL CELLULOSE & SALT	72610	1349804	68727	881423
391239 OTHER CELLULOSE ETHERS	103178	1695550	95949	1199773
391290 OTH CELLULOSE & CHEM DERIVATIV	13259	314175	31775	368682
391310 ALGINIC ACID,ITS SALTS & ESTER	83756	1620704	106286	1339423
391390 OTH NATURAL POLYMERS/MODIFI	16080	343038	23873	248279
391400 ION-EXCHANGERS BASED ON POLYMR	29805	314966	27978	234826
391510 WASTE,ETC OF ETHLY/POLYM/PLAST	1165	12014	1640	47285
391520 WASTE,ETC OF STYRENE/POLY/PLAS		26567		
391530 WASTEETC OF VINYL-CHLORIDE/PL	106539	922815	78154	1029456
391590 WASTE,ETC PLASTIC/PARING	77889	802772	47879	489488
391610 MONOFILAMENT D>1MM RD/ST/PROFI	60	20613	721	3083
391620 MONOFILAMENT D>1MM-PL PO VICHL	2799	31975	44	21657
391690 OTH MONOFIL D>1MM PLASTIC-TOH	13425	109554	3417	77831
391710 ARTIFI GUTS OF HARDEN PROTEIN	3909	11308	27	90252
391721 TUBE,PIPE HOSES,RIGID,OF POLYM	11960	78105	6344	86804
391722 TUBE,PIPE HOSES,POLYMER OF PRO	9070	59520	648	96093
391723 TUBE,PIPE ETC OF POLYMER VINYL	11771	138163	7721	145742
391729 TUBE,PIPE HOSE,RIGID,OTH PLAST	2930	55856	5199	32011
391731 FLEXIBLE TUBE,PIPE B-PRE27.6MP	8808	89265	7906	83262
391732 OTH,TUBE,PIPE HOSE W/OUT FITNG	2095	35607	3303	21628
391733 OTH TUBE,PIPE NOT REINFORCED	2180	10622	810	17144
391739 OTHER TUBES,PIPES AND HOSES,	24739	517450	27199	343779
391890 FLOOR COVERING OF OTH PLASTICS	13569	83341	3099	31130
391910 SELF ADHESIVE PLAT,ETC W<20CM	164580	1201434	88157	899878
391990 OTH,SELF-ADHESIV PLATE,W>20CM	311336	2791854	201700	2178379
392010 OTH PLATES,ETC PLASNON-CELULAR	174317	1588566	87054	1285148
392020 OTH PLATE,ETC PLAST NOT REINFO	107222	1395880	148409	1441582
392030 OTH PLATE,SHEET,ETC OF PLASTIC	39022	281015	28448	286448
392043 OTH PLATE,MAT OF VINYL CHLORID	18648	354584	14009	238469
392049 OTH PLAT,ETC VINYL CHLORID FLX	81322	1008627	62707	994610
392051 OTH PLATE,ETC ACRYLIC POLYMERS	8931	74971	6402	101407
392059 OTH PLAT,ETC OTH ACRYLPOLYEER	971	11420		14556
392061 POLY CARBONATE IN PLATE, ETC	2386	29561	5040	16751
392062 OTH PLATE ETC POLY(ETH TEREPH)	36313	388512	48214	840765
392063 OTH PLATE ETC UNSAT-POLYESTERS	16399	250447	14732	258538
392069 OTH PLATES ETC OF OTH POLYESTR	9223	140901	22686	218727
392071 OTH PLAT ETC PLAS OF REG CELUL	2265	10098	2617	10504
392073 OTH PLATETC PLASTIC NON CELLU		2760		157
392079 OTH PLAT ETC-PLAS OF CEL DERIV		1062		7
392091 OTH PLATETC PLAS OF PO BUTRAL	731	28248	4324	34319
392092 OTH PLAT ETC-PLAS OF POLYAMIDE	378	24391	1005	13489
392093 OTH PLAT ETC-PLAS OF AMINO-RES		892		
392094 OTH PLAT ETC-PLAS OF PHENOESN	2787	10184		2302
392099 OTH PLAT ETC-PLAS OF OTH PLAST	56206	591330	54407	476817
392111 PLATES ETC OF PLAS POLY/STYREN		5100	3584	11112
392112 PLAT ETC PLASTIC CEL P-VIN-CHL	91790	485252	23206	414619
392113 PLAT ETC PLA CEL OF POLUURETHA	104804	2070125	109087	1740475
392114 PLAT ETC PLA CEL OF REGERATED	2778	14778		8742

Contd.

10.11 Imports by Economic Categories (Detail)

(In Thousand Rupees)

ITEMS	JUNE, 2014	FROM JUL-2013	JUNE, 2013	FROM JUL-2012
392119 FLAT SHET ETC PLA CEL OTH PLAS	29358	463692	37098	543539
392690 OTH, ARTICLES OF PLASTICS	469670	4004326	289788	3213114
400110 NATURAL RUBBER LATEX	184691	3426997	140452	2637397
400121 SMOKED SHEETS	84553	1236422	23903	922816
400122 TECH SPECIFIED NATURAL RUBBER	117584	2265941	218621	2139051
400129 OTHER NATURAL RUBBER	24858	296014	22148	230314
400130 BALATA,GUTTA-PARCHA,CHICLE ETC		466		
400211 STYRENE-BUTADIENE RUBBER LATEX	96443	1331498	122922	1155145
400219 STYREN BUTADIEN RUBER CARBYLA	319785	2935723	221420	2707830
400220 BUTADIENE RUBBER (BR)	53351	528884	37839	775472
400231 ISOBUTENE-ISOPRENE RUBBER(IIR)	158299	1825830	219326	1764442
400239 OTH,HALO-ISOBUTENE-ISOPRENE RU	157	191320	3050	127872
400241 CHLOROPRENE RUBBER LATEX (CR),	485	485		73
400249 CHLOROPRENE RUBBER O/THAN LATX	21426	479567	47835	432024
400251 ACRYL BUTADIENE RUBBER LATEX		59115	8692	67299
400259 ACRYL BUTAD RUBBER O/THAN LATEX	22485	337447	15069	287401
400270 ETHYL PROPLENE-NON-CONJUGATED	19044	336043	18149	257338
400291 OTH SYNTHETIC RUBBER FACTICE	66	234411	33413	365038
400299 OTH SYN RUBBER FACTICE D/F OIL	22540	204247	3994	142450
400300 RECLAIMED RUBBER PRIMARY FORM	17903	340707	32940	306559
400400 WASTE,PAROMGS&SCRAP O/TH H-RUB	102585	1340039	46904	706228
400510 COMP WITH CARBON BLACK OR SILI	23178	176000	16911	178104
400520 SOLUTION/DISPERS O/T H-4005.10		234		530
400591 PLATE,SHEET STRIP UN-VUL RUBER	1781	6846		10017
400599 OTHER COMPOUNDED RUBBER	21469	235308	13228	184616
400610 CAMEL-BACK STRIP RETR RUB TYR				100
400690 OTH FORM&ARTIC UNVULCAN RUBBER	9573	18516	1104	11124
400700 UNVULCA RUBBER THREAD & CORD	14981	169660	12968	185759
400811 PLATE,SHEET ETC CELLU VULC RUB	7028	137861	23959	113191
400819 RODS&OTH FORMS OF CEL.VULC RUB	4619	16885	1247	9932
400821 PLAT,SHET N-CELU VULCANI RUBER	52346	431341	33847	405535
400829 RODS&OTH FORM OF N/CEL VUL RUB	8285	87383	1599	70945
400911 TUBE,PIPE OF RUBBER W/O.FITING	31894	232577	6470	183871
400912 TUBE,PIPE OF RUBER WITH FITING	1629	21856	1924	41609
400921 TUBE,PIPE OF RUB W/O.METL.FIT	1826	134706	339	16564
400922 TUBE,PIPE OF RUB WITH METL.FIT	3359	22416	865	39371
400931 TUBE,PIPE RUB W/O TEX.METL.FIT	5336	67645	4939	66788
400932 TUBE,PIPE RUB W/TEX.METL.FIT	103	8446	1694	9370
400941 TUBE,PIPE RUB W/O OTH.METL.FIT	3811	55987	4110	50892
401700 HARD RUBER IN ALL FORMS/ARTICL	968	18006	180	8289
410120 W.HID&SKIN BOV.WT8-10KG.UN.SPL	2338	36205		29631
410150 WHOLE,HIDE/SK BOV ANI F>16 KG	75811	505012	24664	303485
410190 OTH HIDES INCL BUTT,BEND&BELIE	4114	22151		3903
410210 RAW SKINS OF SHEEP/LAMB W/WOOL	301939	4981294	219659	4202019
410221 RAW SK SHEP/LAM W-OUT WOOL PKD	23044	392725	87142	373909
410229 OTH RAW SK SHEP/LAM W/OUT WOOL	54069	169344	239	177673
410320 RAW HIDES & SKINS OF REPTILES				82
410390 OTH,HID/SK FRE SALTED,DRIED,LA	85383	893802	57822	663651
410411 HIDE/SKIN FULL GRAIN UNSPLIT	10897	33392	5862	19696
410419 OTH HIDE,SKIN WET STATE	14311	213896	7627	152258
410441 HIDE,SKIN FULL GRAIN DRY STATE	1256	28581		14424
410449 OTHER HIDES DRY STATE(CRUST)	15467	24809	4769	7758

Contd.

10.11 Imports by Economic Categories (Detail)

(In Thousand Rupees)

ITEMS	JUNE, 2014	FROM JUL-2013	JUNE, 2013	FROM JUL-2012
410510 WET BLUE LAMB,SHEEP SKIN	254813	1930601	178757	2061165
410530 SHEEP/LAMB SKIN NO WOOL CRUST		50148		81429
410621 GOAT/KID SKIN WET BLUE	99050	908595	124332	540330
410622 GOAT/KID SKIN CRUST	18036	251843	7628	264842
410691 OTH WET BLUE SKINS		10004		3964
410711 WHOLE HIDE SKIN FULL GRAIN BOV		3284		3184
410712 WHOLE HIDE/SKIN GRAIN SPLIT BV	6996	20921	507	6970
410719 OTH WHOLE HIDE/SKIN BOV ANIMAL	92017	701529	47325	837103
410791 OTH HIDE INCL SIDES FULL GRAIN	115	115		1023
410792 OTH HIDE INCL SIDE GRAIN SPLIT	7896	10581		27325
410799 OTH LEATHER FURTHER PREPARED	17013	152983	7411	104668
411200 PREPARED LEATHER SHEEP/LAMB	762	49710	5266	78011
411310 LEATHER PREP.AFTER TANN GOAT	1239	217699	13229	89045
411330 REPTILE LEA PREPAR AFTER TANED				84
411390 OTH LEA FURTHER PREP.AFTR TANE	4760	25103	3469	24356
411410 CHOMIS LEATHER		90		
411420 PATENT LAMINATED METALIS LEATH	9723	20611	3080	17393
411510 COMP. LEATHER WITH BASIS LEATH	25157	111666	4897	30190
411520 PARINGS, OTH WASTE OF LEATHER		21346	1234	1713
420600 ARTI OF GUT OF BLADER/ TENDONS		33		404
430110 MINK SKINS,RAW,WHOLE/W/O HD,TA		131		14
430130 FURSKINS OF LAMB,WHOLE				2232
430219 OTH,FURSKINS,WHOLE,W&W/OUT H&T	2874	55375	3948	59164
430220 HEAD,TAILS,PAWS&OTHER CUTTINGS			25	25
440110 FUEL WOOD,IN LOGS,BILLETS ETC	457	509		
440122 WOOD IN CHIPS OR PART NON-CON		620		
440310 WOOD TRET WITH PAINT,STAIN ETC		90402	48426	185650
440320 OTH,CONIFEROUS SPECIES ROUGH	33190	163683	7356	22298
440349 OTH,WOOD,NON-CONF SPECIES ROUG	70208	559452	47488	366431
440391 OTH WOOD OAK LOGS NON-CONFIFER	1826	2084		669
440399 WOOD OF OTHER NON-CONF SPECIES	77332	578906	24832	661838
440410 CONIFEROUS	11535	75251	1224	40288
440420 NON-CONIFEROUS		640		3862
440799 OTH WOOD NON-CONF.SPECIES	206780	1477730	96492	1079848
440810 CONIFEROUS SHEET FOR VENEERING	1133	85422	5365	26633
440831 VENEER/DARK RED MERANTI SHEETS				2302
440839 OTH VENEER SHEET/TROPICAL WOOD	3408	48592	4878	70616
440929 OTHER NON-CONIFEROUS WOOD	79	2863	153	10170
441011 PARTICLE BOARD OF WOOD	25556	117836	15241	241175
441012 ORENTED STRAND BOARB UN-WORKED	2312	8159	707	6388
441019 OTH P-BOARD OF LIGNEOUS MATERI		1864		772
441090 OTH P-BOARD NOT AGGLOM W-RESIN	2040	7389		2605
441112 MEDIUM DENSITY BOARD (MDF)	148333	1241162	112351	1259597
441113 (MDF)THICKNESS 5MM TO 9MM	29883	231931	6277	220224
441114 (MDF)THICKNESS EXCEEDING - 9MM	63567	1031233	85791	759251
441192 OTH (MDF)DENSITY EXC 0.8 g/cm3		168		7113
441193 OTH (MDF)DENSITY 0.5-0.8g/cm3	127784	1341162	60413	955566
441194 OTH (MDF)DENSITY NOT> 0.5g/cm3	930	10026	104	8389
441210 P-WOOD,VENEER PANELS OF BAMBOO	76	277	75	1022
441231 OTH P-WOOD OF WOOD SHEET -6MM	320	4400		6310
441232 OT P-W OUTER PLY NON-CONIFE-WD	12548	183885	27137	178697
441239 OTH PW CONSIST OF WD SHEET-6MM	15135	58173	1354	90404

Contd.

10.11 Imports by Economic Categories (Detail)

(In Thousand Rupees)

ITEMS	JUNE, 2014	FROM JUL-2013	JUNE, 2013	FROM JUL-2012
441294 OTH BLOCKBOARD,LAMINATED&BATEN		7444		5542
441299 OTH PW CONSIST OF WOOD SHEET	59	17618	1321	53125
441400 WOODEN FRAMES FOR PAINTINGS	897	13085	2432	18044
441510 CASES,BOXES,CRATES,SIM/PACKING	529	3748	128	2331
441520 BOX PALLETS& OTHER LOAD BOARD	335	763		4807
442190 OTHER,ARTICLES OF WOOD	10261	116824	10449	117015
450110 NATURAL CORK,RAW/SIMPLY PREPAR		1116	39	4988
450190 WASTE CORK,CRUSHED,GRANULATED		7471	194	6473
450200 NATURAL CORK,BLOCK,PLATE,SHEER	58	60		35
450310 CORKS AND STOPPERS		75	31	81
450390 OTHER ARTICLE OF NATURAL CORK		43		17
450410 BLOCK PLATE SHEET,STRIP CORK	1204	22935	2223	17524
460290 OTH BASKET/WICKERWORK/LOOFAH	287	2538	36	1751
470100 MECHANICAL WOOD PULP	29645	501079	78479	540876
470200 CHEM WOODPULP,DISSOLVING GRADE	3794	116325	17392	85224
470311 CHEM WOODPULP UNBLECHED CONIFE	30138	771777		247939
470319 CHEM WOODPULP UNBLE NON CONIFE		11695		
470321 CHEM WOODPULPSEMIBLEACH/BLEACH	348065	3902750	247836	2859820
470329 OTH CHEMWOODPULP BLE/SEMI-BLEH	237451	3351616	296509	2281079
470421 CHEM WOODPULP,S-BLE/BLE CONIFE		7970	1552	8578
470429 CHE W-PULP,S-BLE/BLE NON-CONIF	2638	284730	19941	243030
470500 SEMI-CHEMICAL WOOD PULP	135841	989476	19314	678345
470620 PULP OF FIBRES DERI FROM W-SCR		20569		36668
470692 PULP OTHER CELL MATERIAL CHEM			401	738
470693 PULP OBTAIN.COMBIN OF CHE/MECH				
470710 UN-BLEACHED KRAFT PAPER	9028	333270	7514	89891
470720 RECOVERED PAPER/PAPER BOARD BL	868	5499	1294	18604
470730 PAPER/PAPERBOARD MACHINE PULP		4596	1075	45159
470790 WASTE & SCRAP OF OTHER PAPER	114058	2148747	103486	1902940
480100 NEWSPRINT,IN ROLLS OR SHEETS	751666	5709144	343265	5298474
480210 HAND-MADE PAPER & PAPERBOARD	273	1517	60	1397
480220 PAPER/P-BOARD PHOTO-SENSITIVE	60	3629	28	9182
480240 WALL PAPER BASE				181
480254 OTH PAPER & PAPERBOARD<40G/SQM	785	68662	7414	88131
480255 OTH PAPER&PAPERBOARD>40-G/SQM	143439	2456593	184045	1978515
480256 OTH PAPER&PAPERBOARD IN SHEETS	33972	145648		15753
480257 OTH PAPER WT 40-150 G/M2	38369	391331	7903	223845
480258 PAPER & BOARD WT>150G/M2	48069	399033	30781	460985
480261 OTH PAPER&PAPERBOARD IN ROLLS	184	5796	277	16528
480262 OTH PAPER&PAPER BOARD IN SHEET	185775	2281134	215377	2313450
480269 OTH U-C CARBONISING BASE PAPER	2117	18739	2547	20586
480300 TOILET FACIAC TISSUE/TOWEL ETC	20052	259292	11119	186916
480411 KRAFTINER UN COATED UN-BLEACH	95527	1245407	157859	984911
480419 OTH KRAFTLINER UNCOAT ROL/SHET	82770	610583	47993	473075
480421 SACK KRAFT PAPER,UNBLEACHED	526020	4631690	664048	4277799
480429 OTH SACK KRAFT PAP UN-COT RISH	11116	51331	2151	9112
480431 OTH KRAFT P1BORD WT150G/SQMUNB	60468	375506	34815	316516
480439 OTH UNC K-P/BORD WT150G/SQMUB	40073	370810	27661	322426
480441 OTH KR.P/BORD W>150G<2259-UNBL		691		
480442 OTH KRAFT 150-225G BLECH	3713	21738	11782	49460
480449 OTH KRAFT PAPER IN ROCC/SEETS		16415		35573
480451 OTH KRAFT PAPER 225G ON BLEACH		3372	10924	20391

Contd.

10.11 Imports by Economic Categories (Detail)

(In Thousand Rupees)

ITEMS	JUNE, 2014	FROM JUL-2013	JUNE, 2013	FROM JUL-2012
480459 OTH KRAFT PAPER IN ROLL 225G		7501		58772
480511 SEMI-CHEMICAL FLOUTING PAPER		115585	2910	92710
480512 STRAW FLUTING PAPER		2684		
480519 OTHER FLUTING PAPER	1320	173592	14	258590
480524 TESTLINER BD WT150G/M2 OR LESS	8789	118057	3207	99516
480525 TESTLINER BOARD WT>150 G/M2	18185	224394	13545	126867
480530 WRAPPING PAPER,UNCOAT	16418	336724	24820	332213
480540 FILTER PAPER/PAPERBOARD,UNCOAT	969	23177	124	16116
480550 FELT PAPER/PAPERBOARD,UNCOATED		5263		4549
480591 OTH P&P/ BOARD<150G UNCOATED	6825	278535	19580	195381
480592 OTH P&P/BOARD 150-225G UNCOAT	24835	115295	9559	134004
480593 OTH P & P BOARD<225G UNCOATED	10501	156211	3177	130403
480610 VEGETABLE PARCHMENT PAPER		10245	707	15220
480620 GREASEPROOF PAPERS	1525	18189	110	19435
480630 TRACING PAPERS	2835	27681	3470	27679
480640 CLASSINE/GLAZED TRANSPA PAPER	11683	91608	6284	47875
480700 COMPOSITE P/BOARD STICKING FLA	3142	52119	6813	10568
480810 CORRUGATED P&P/BOARD PERFORATED	94	1567		3926
480840 SACK KRAFT PAPER CREPED/EMBOSD		3782	78	2025
480890 OTH PAPER,CREPED/EMBOSED/PERF	3463	43871	5748	35630
480920 SELF COPY PAPER	18981	363455	34957	276390
480990 OTH COPYING / TRANSFER PAPERS	1274	32066	331	10554
481013 P&P/BOARD FOR WRITING/PRINTING	103645	1623295	220936	2212895
481014 P&P/B IN SHEET 1-SIDE<435/297M				576
481019 OTH PAPER&PAPERBOARD IN SHEET	85598	971831	228782	1903545
481022 LIGHT WEIGHT COATED PAPER	1640	14194	42	56461
481029 OTH LIGHT WEIGHT COATED PAPER	313252	1566255	2937	38855
481031 KRAFT PAPER&BOARD WT 150G/M2		2159		559
481032 KRAFT PAPER&P/BOARD WT>150G/M2		45867	19522	80467
481039 OTH KRAFT PAPER&P/BOARD BLEACH	1986	15381	391	51008
481092 OTH PAPER&P/BOARD MULTI-PLY	833588	7674640	794106	6604390
481099 OTH PAPER&P/BOARD COATED	29673	255357	19221	214949
481110 P&P/BOARD,TARRED,BITUMINISED		3765	37	3022
481141 GUMMED ADHESIVE PAPER & BOARD	133439	1637141	141534	1410407
481149 OTH GUMMED/ADHESIVE P&P/BOARD	5479	131389	19882	141269
481151 PAPER&PAPER BOARD PLASTIC COAT		75	35	711
481159 OTH P&P/BOARD PLASIC COAT.	295749	3448218	287259	2548444
481160 P&P/BOARD COATED WAX COVERED.	40600	738001	49820	578889
481190 OTH P&P/B CELLULOSE WADDING	97696	1401689	107240	1021271
481320 CIGRETTE PAPER IN ROLL WTH SCM	48002	765671	60973	745179
481390 OTH CIGARET PAPER,BOOKLET/TUBE	67708	605731	81684	575669
481420 WALL PAPER COVERD WITH GRANITE	21032	93180	1293	56511
491199 OTHER, PRINTED MATTER	12520	408558	20148	332170
500200 RAW SILK (NOT THROWN)	2249	71766	2250	106308
500300 SILK WASTE, YARN WASTE&G-STOCK		2614		8920
500400 SILK YARN,NOT RETAIL SALE	20581	434104	4704	462186
500500 YARN SPUN FROM SILK,WASTE NRS	41718	490592	43861	635021
500790 OTHER SILK FABRICS	180979	1061423	54064	863823
510111 SHON WOOL GREASY	2915	29017	2523	30261
510119 OTHER GREASY FLEECE WSHED WOOL	127318	439204	13148	233458
510121 SHORN WOOL, DEGREASED	8935	24556		
510129 OTHER DEGREASED WOOL NOT CORBO	9184	23678		32188

Contd.

10.11 Imports by Economic Categories (Detail)

(In Thousand Rupees)

ITEMS	JUNE, 2014	FROM JUL-2013	JUNE, 2013	FROM JUL-2012
510130 CARBONISED WOOL	18834	169867	9371	130877
510219 OTH FINE ANIMAL HAIR KASHMIR		743		
510400 GARNETTED STOCK OF WOOL/A-HAIR				434
510510 CARDED WOOL	573	4086		742
510521 COMBED WOOL IN FRAGMENTS		2481		2031
510529 OTHER WOOLTOPS&COMBED WOOL		42425		21933
510531 FINE ANIMAL HAIR,CARDED/COMBED		22843		4483
510539 OTH F-ANIMAL HAIR,CARD/COMBED			811	811
510610 YARN OF CARDED WOOL 85% WT WOL	26150	307296	30223	328333
510620 YARN OF CARDED WOOL<85% W WOL	31585	189301	18938	159396
510710 YARN OF COMBED WOOL-WOOL=/>85%		30255	88	15691
510720 YARN OF COMBED WOOL-WEIGHT<85%	668	6998	29073	56144
510820 YARN OF FINE ANIMAL HAIR COMBD				42
510910 YARN OF WOOL /ANIMAL HAIR 85%>	20	473		
510990 OTH YARN OF WOOL / ANIMAL HAIR	30	30		2312
511300 WOV. FAB. COARSE ANIMAL HAIR.		1351		1692
520100 COTTON, NOT CARDED OR COMBED.	3292777	59230976	4857643	85665827
520210 YARN WASTE(INCL.THREAD WASTE)	3061	27053		23846
520291 GARNETTED STOCK				33
520299 OTHER COTTON WASTE	23525	137799	3290	35789
520300 COTTON, CARDED OR COMBED.		8908		2312
520411 COTTON SEWING THREAD 85%/MORE		1302		
520419 OTH COTTON SEWING THREAD 85%>	86	6933	108	7549
520420 COTTON SEWING THREAD,RETL SALE	19	5271	125	4380
520511 SIN.COT.YAR.U.COM.FIB.D-714.29	78739	899453	58906	1110881
520512 S-COT.YARN UCF.D-232.56-714.29	53729	1465222	54764	656773
520513 S-COT.YARN UCF.D-192.31-232.56		548580	9143	260240
520514 S-C. YARN UCF D-125.00-193.31.		13932		35921
520515 S/C YARN UCF.D< 125.00-193.31.		232353		65830
520521 S/C YARN COM.FIB D-714.29/MORE	7553	63953	17241	113759
520522 S/C YARN LF.DX.232.56-714.29	21601	982779	57457	700023
520523 S/C.YARN LF.DX.192.31-232.56		392473	5997	497512
520524 S/C YARN COM.FIB.125-192.31-DX		554706	7555	281252
520526 S/C YARN LF. DX. 106.30-125.		208585	19643	141755
520527 S/C YARN COM.FIB.106-36-125-DX	106813	3043081	122872	1624938
520528 S/C YARN COMBED FIB.< 83.33-DX	218199	3043159	129943	1545090
520531 MUL/CAB.C/Y.ULF.>714.29DECITEX		1382387	61616	884680
520532 MUL/CAB C/Y ULF.232.56-714.29D	979	73955	1221	6005
520533 MUL/CAB.C/Y ULF.192.31-232.56D		399		1006
520534 MUL/CAB.C/Y ULF.125-192.31 DX.	10760	75212		
520535 MUL/CAB.C/Y UN.COM.FIB<125.DX.	65973	1430146	37550	1386755
520541 MUL/CAB.C/Y COM.FIB>714.29DX		133		
520542 MUL/CAB.C/Y CF.232.56-714.29DX	8255	43669	6174	46227
520543 MUL/CAB.C/Y CF.129.31-232.56DX			589	9618
520544 MUL/CAB.C/Y C.FIB-125-192.31DX		14438		20456
520547 MUL/CAB C.Y CF.83.33-106-38 DX		49770		23218
520548 MUL/CAB.C/Y COM.FIB.< 83.33.DX		48555		178934
520611 S/C YARN UN COM. FIB>714.29 DX	3899	84075		72332
520612 S/C YARN UN.COM. FIB.<71429.DX	2997	41878		10661
520613 S/C.YARN UN.COM.FIB.<832.56DX.		2702		
520614 S/C YARN UN.COM.FIB.<192.31DX		3044		
520615 S/C YARN UN.COM. FIB.<125DX.		975		

Contd.

10.11 Imports by Economic Categories (Detail)

(In Thousand Rupees)

ITEMS	JUNE, 2014	FROM JUL-2013	JUNE, 2013	FROM JUL-2012
520621 S/C YARN COMBED FIBRE 714-29DX		221		
520622 S/C YARN COMBED FIB.<714.29DX		7085	5589	14681
520623 S/C YARN COMBED FIB.<232.56DX		16522		756
520632 MUL/CAB C/Y UCF<D714.29,232.56				125
520634 MUL/CAB C/Y UCF <192.31,125DX		252		1999
520635 MUL/CAB C/Y UN-COM F/B<125DX	2357	25817		6112
520641 MUL/CAB C/Y COM F/B>714.929DX	647	647		
520642 MUL/CAB C/Y CF<714.29,232.56D		96		945
520645 MUL/CAB C/Y COM FIB<125DX				208
520710 C/Y CON>85 % WT OF COT PER-SAL	35	155		1712
521225 OTH W-FAB COT PRINTED>200G/SQM	762	2349	2062	4811
530110 FLAX, RAW OR RETTED		16089		4
530121 FLAX,BROKEN OR SCUTCHED N-SPUN		18286		3924
530129 OTH, FLAX,HACKLED NOT SPUN	16473	58024	508	11314
530130 FLAX TOW AND WASTE INCLY-WASTE				15
530290 OTH,TRUE,HEMP RAW,PROSS N-SPUN				16
530310 JUTE/OTH TEXT BAST FIB RAW/RET	90260	4246995	178735	4445037
530390 OTH, WASTE OF JUTE&TEXTILE FIB		30148		63008
530500 COCONUT,ABACA RAMIE,RAW/PROCE	7431	421455	4721	287162
530610 SINGLE FLAX YARN	6494	113303	9064	31008
530620 MULTIPLE OR CABLED YARN		1326		390
530710 SINGLE,YARN OF JUTE OR OTH FIB	5383	241245	2503	101297
530720 MULTIPLE OR CABLED YARN(RAMIE)	4716	30433		29172
530810 COIR YARN	6395	43243	3801	40154
531100 WOV FAB OF OTH VEG TEX FIB		2427		4785
540110 SEWING THREAD SYTHA FILAMENT	56095	928712	71575	893211
540120 SEWING THREAD ARTIFICIAL FILAM	101545	1817896	69259	1294336
540211 HIGH TENANCITY YARN OF ARAMIDS		6286		17263
540219 OTH HIGH TENANCITY NYLON YARN	1229	12366	4748	26751
540220 HIGH TEN YARN OF POLYESTERS	5733	27006	227	18720
540231 FILAMENTS YARN NYLON POLY 50	103089	1358347	134037	1216091
540232 FILAMENTS YARN NYLON/OTH POLY	24559	291749	5251	212728
540233 FILAMENTS YARN OF POLYESTERS	1294353	21806749	1580130	16531956
540234 TEXTURED YARN OF POLYPROPYLENE	21373	135359	6546	90956
540239 OTH, SYNTHETIC FILAMENTS YARN	31879	429962	15827	279234
540244 OTH YARN SINGLE UN-TWIST/TWIST	294654	4531190	332527	4705715
540245 ELASTOMERIC YARN OF NYLON	51061	684553	55071	746178
540246 ELASTOMERIC YAR,POLY-PARTIALLY	331	49969	5648	38993
540247 ELASTOMERIC YARN OF POLYESTERS	511880	5871382	419731	5247457
540248 O-ELASTOMERIC OF SPANDEX/LYCRA	3758	52354		34922
540249 OTH,YARN,SINGLE,50 TURNS/MTR	6573	480498	38738	214463
540251 OTH S/Y TWIST>50/M NYLON,POLYA	2817	33246	2634	61162
540252 OTH S/Y TWS>50/M OF POLYESTER	31704	499039	32314	377369
540259 OTH S/Y TWS>50M OF OTH POLYEST	36	81803	9718	118300
540261 OTH Y-MULTIPLE/CAB NYLON/POLYM	1433	546579	48685	409034
540262 OTH Y-MULTI/CAB OF POLYESTER	118071	842542	37968	582613
540269 OTH Y-MULTI/CAB NOT RETAIL SAL	5123	37996	2697	20138
540310 HIGH TENACITY YARN OF VISCOS		1		1770
540331 OTH Y/S UN-TWST VISCOSE RAYON	752188	9851576	364132	7462435
540332 OTH Y/S VIS RAY >120TURNS/MTRS	310342	3017673	323587	3641972
540333 OTH YARN,SINGLE CELLULOSE ACET		31175		30252
540339 OTH ARTIF FILAMENT YARN SINGL	63233	562739	34926	494280

Contd.

10.11 Imports by Economic Categories (Detail)

(In Thousand Rupees)

ITEMS	JUNE, 2014	FROM JUL-2013	JUNE, 2013	FROM JUL-2012
540341 OTHER YARN OF VISCOSE RAYON		131961	2569	124777
540349 OTH ARTI FILAMENT YRN VIS RAYO		4340	65	745
540411 ELASTOMERIC SYN-MONOFILAMENT	9272	53907		991
540412 OTH MONOFILAMENT OF POLYPROPYL		13386	4793	28539
540419 OTH SYN MONOFILAMENT OF 67-DEX	12142	115745	5539	88997
540490 OTH SYNTH YARN & SYNTH TEX MAT	5177	158323	21118	112886
540500 ARTIFICIAL MONOFILAMENT67D/MORE	373	373		
540834 OTH WOV FAB ART.FIL YARN PRINT		8		362
550110 SYN FIL TOW NYLON/OOPOLYAMIDES		203		1623
550120 SYN FILAMENT TOW OF POLYESTERS	2964	100712		82055
550130 ACRYLIC OR MODACRYLIC	157541	3426382	146513	2772215
550140 STN FILAMENT TOW-POLYPROPYLENE				1071
550190 SYNTHETIC FILAMENT TOW,N.S.		80854	230	59020
550200 ARTIFICIAL FILAMENT TOW	326287	4506622	220246	3751653
550311 SYN STAPL FIB OF NY OF ARAMIDS	602	17461	2159	12672
550319 OTH SYN STSPL FIB NOT CARD/COM	20352	161919	5481	92793
550320 SYN STA FIB POLYESTER N-CRD/CD	1712616	15051049	1105890	12828000
550330 SYN STA FIB ACRYLIC N-CRD/COMD	48452	2927307	365133	3623072
550340 SYN STAFIB POLYPROPYLENE N-C/C				577
550390 SYN STAPLE FIB NOT CARDED/COMB	497	31107	6899	110366
550410 ART-STA FIB VIS RAYON N-CRD/CO	1805095	14455858	841451	12320656
550490 OTH ART STAPLE FIB NOT CARDED	407994	4133182	229659	1838284
550510 WASTE SYNTHETIC FIBRES	1341	5801	187	12914
550520 WASTE ARTIFICIAL FIBRES				1099
550610 SYN STA FIB CRD,COM SPIN NYLON		501	32	8251
550620 SYN STA FIB CRD,COM SPN POLYES	36265	416058	28606	249194
550630 ACRYLIC FIBRES CARDED/COMBED		44583	15093	113797
550690 SYNTHETI FIB CARDED/COMBED NS	27	378	657	10880
550700 ARTIFI STAPLE FIB CARDED/COM	511	1813		1897
550810 SEWING THREAD SYN STAPLE FIBRE	2585	107435	6808	91394
550820 SEWING THREAD ART STAPLE FIBRE	10264	138719		1484
550911 S/Y STA FIB 86% WT NYLON	67665	624897	28045	332384
550912 MULTI CAB YRN SYN FIB NYL 85%W		127805	39868	457616
550921 S/Y SYN STA FIB 85% WT POLYSTR	383497	5247571	338379	4597741
550922 MULTI STA FIB 85% W POLYESTER	79968	795961	50426	554188
550931 SINGLE YARN85% OR MORE ACRYLIC		240475	6115	208161
550932 MUL/CAB YARN 85% ACRYLIC FIB	76017	633384	12614	490551
550941 SINGLE YARN 85% WT SYN STA FIB		72777	3022	17125
550942 MUL/CAB YARN SYN STA FIB 85%WT		3592		791
550951 O/YRN POLYES STA FIB MIX ARTIF	136073	1697093	98734	1213277
550952 O/YRN MX WITH WOOL/FINE A-HAIR		1166		743
550953 OTH YRN OF POLYESTER MIX COTTN	262	59933	3000	10957
550959 OTH YRN OF POLY STAPLE FIBRE	55893	410732	17914	327585
550961 O/YRN OF ACRYLIC S-FIB MX WOOL	27794	110036	21016	45736
550962 OTH YARN ACRYLIC MIX COTTON				97
550969 YARN ACRYLIC FIB NOT FOR R-SAL	43901	684429	40378	463546
550991 O/YRN OF SYN S.FIB MIX WOL/HAI				6752
550999 OTH YARN SYN FIB NOT FOR R-SAL	76	91048		125506
551011 S/YRN ART STA FIB>85% STAPLE-F	66614	937391	56334	422673
551012 MUL/CAB YARN ART STA FIB>85%W		26878		61165
551020 O/YRN ART STA FIB MX WOL/F-HAI				2652
551030 O/YRN ART STA FIB MIX COT-NRS			3832	3832

Contd.

10.11 Imports by Economic Categories (Detail)

(In Thousand Rupees)

ITEMS	JUNE, 2014	FROM JUL-2013	JUNE, 2013	FROM JUL-2012
551090 O/YRN ATT STA FIB<85%ART ATA-F	74	85225	2170	43893
551110 YARN 85%MORE OF SYN STAP FIBRE		1600		2495
551120 YARN<85% BY WT SYN STAP FIBRE	14351	23105		
560290 OTH FELTS,NOT IMPREGNATE,COAT	12492	159191	10143	85933
560311 N-WOVNS, M-MADE FILA>25G/SQM	40582	674045	64571	464099
560312 N-WOV,M-MAD FIL>25G/SQM>70GSQM	92175	886289	49973	520897
560313 N-WOVNS,M-MAD FIL>70G/SQM>150G	62412	440560	28097	246765
560314 N-WOV,M-MAD FLAME WT>150G/SQM	26986	210119	13925	150670
560391 OTH NONWOVENS, WT>25 G/SQM	302	5189		900
560392 OTH N-WOV,WT>25G/SQM>70 G/SQM	6269	72511	7532	67254
560393 OTH,NON WOVEN>70G/SQM>150G/SQM	12181	55866	325	41079
560394 OTH,N-WOVEN WEIGHING>150G/SQM	175533	1750441	104349	1358517
560410 RUBBER THREA AND CORD,TEX COVE	2648	68619	1212	66951
560490 OTHER,TEXTILE COVERED MATERIAL	5513	111773	1036	79277
581099 OTH TEXTILE MATERIAL.		64552	16423	91137
581100 QUILTED TEXTILE PRODUCT PIECE.	10907	73584	11656	60240
590110 TEX FAB.GUM COATED/AMYLAC,SUBS	4938	61181	9385	52712
590290 OTH,TYRE CORD FAB YARN VIS-RYN		74	68	2503
590310 TEX.FAB.IMP,COV/LMTD PICAL.	143704	1261611	91972	1199152
590320 TEX.FAB IMP,COATED,POLYURETHAN	180484	1302650	93539	846848
590490 OTH FLOOR COVERINGS, LINOLEUM				1327
590500 TEXTILE WALL COVERINGS.		79		476
590610 ADHESIVE TAPE < 20 CM	1352	29601	296	13853
590691 RUBBERISED TEX FAB,KNIT/CROCH	6059	31745		2647
590699 OTHER,RUBBERISED TEX FAB,N.S	12655	243826	24586	183951
590700 TEXTILE FABRICS O/W IMPG/COATD	21253	382775	36689	407594
630800 SETS OF WOVEN FABRICS AND YARN		253	19	130
630900 WORN CLOTHING&OTH WORN ARTICLE	1035898	17961232	856380	14128861
631010 USED&NEW RAGS,SCRAP,TWINE,ETC	895	8199	1302	15583
640590 OTHER FOOTWEAR	9875	118201	10495	76278
640610 OTH PARTS OF FOOTWEAR N.S.	12740	32614	1092	11661
640620 OUTER SOLE/HEEL OF RUB/PLASTIC	9851	155898	17036	94779
640690 PARTS OF FOOTWEAR/OTH MATERIAL	5817	99825	4078	55588
650100 HAT-FORM/BODY,HOODS OF FELT		23	15	26
700800 MUL-WALLED INSULATE UNIT GLASS	8604	63466	1529	22181
700910 REAR VIEW MIRRORS FOR VEHICLES	3364	46411	7510	59240
700991 UNFRAMED GLASS MIRRORS	39400	664861	59352	734142
701399 O-GLASSWARE INDOOR DECORATION	141099	1606223	100060	1180902
701890 OTH GLASS ART O/T IMI-JEWELERY	2266	57139	4508	45101
701911 SILVER/ROVINGYARN C/STAND=50MM		1156		3104
701912 ROVINGS	21281	109980	785	56488
702000 OTH ARTICLES OF GLASS	3278	91612	1610	38378
710110 NATURAL PEARLS				228
710121 CULTURED PEARLS UNWORKED		99	22	22
710122 CULTURED PEARLS WORKED				59
710229 OTH IND DIAMONDS O/WISE WORKED				169
710239 OTH NON-IND DIAMOND WORK,N-MOU		80		
710310 UN-WORKED/SIMPLY SAWN PRE-STON	3088	9770	335	23971
710391 RUBIES,SAPPHIRE,EMERALD WORKED				17
710399 OTH SEMI/PRE STONES WORKED N.S		5067		9654
710410 PIEZO-ELECTRIC QUARTZ				14
710590 OTH DUST/POWDER NAT SYN PRE ST		279		304

Contd.

10.11 Imports by Economic Categories (Detail)

(In Thousand Rupees)

ITEMS	JUNE, 2014	FROM JUL-2013	JUNE, 2013	FROM JUL-2012
710610 SILVER POWDER		6		10540
710691 SILVER UNWROUGHT		615119	160928	346951
710692 SEMI-MANUFACTURED SILVER	1451	101409	13719	191089
711011 PLATNIUM UNWROUGHT/POWDER FORM				334
711019 OTH PLATINIUM OTH SEM MFG FORM		100		3627
711029 OTH PALLIDIUM OTH SEM MFG FORM				2885
711031 RHODIUM UNWROUGHT POWDER				1736
711049 OTH MET-PLAT GRUD/ALOY S-MED F		13		
730890 OTH STRUCTURE OF IRON OR STEEL	408447	3805803	388729	4979834
730900 RESERVATORS,TANKS,VATS SIMICONT	67799	247904	1808	35233
731010 TANKS,CASKS,DRUMS,CANS,BOX>50	12300	81503	964	46424
731021 CAN,CLOSED BY SOLD/CIMP CAP<50	2139	108950	3962	134231
731029 OTH TANK,CASK,DRUM,BOX CAP<50	60866	635750	57654	476917
761090 ALUM STRUCTURE & PARTS N.E.S.	16045	164151	8512	171079
761100 ALUM RESERVOIRS,TANKS VATS ETC		213		5237
761210 COLLAPSIBLE TUBULAR CONTA ALUM	182	29565	3723	25323
761290 OTH CASKS,DRUM,CAN,BOXES ALUMI	187993	1992154	6815	1024286
890800 VESSELS&F-STRU FOR BREAKING UP	3715703	7611947	8605162	74703489
900110 OPTICAL FIB,OPTI FIB BUNDLES	32098	297281	18824	143567
900120 SHEET,PLATE OF POLARISING MATE		1612		110
900130 CONTACT LENSES.	103	15384	786	26412
900140 SPECTACLE LENSES OF GLASS.	3208	34699	1857	19470
900150 SPECTACLE LENSES OTH MATERIAL	530	9536	724	8894
900190 OTH LENSES, PRISMS, MIRRORS	1322	13485	405	21457
900211 OBJECTIVE LENSE CAMRA/PROJECTOR	337	6136	402	11349
900219 OTHER OBJECTIVE LENSES.	270	2316	414	4759
900220 FILTERS FOR OBJECTIVE LENSES	873	1263		1980
900290 OTH,MOUNTED OPTICAL ELEMENTS	570	17512	510	9390
900311 FRAMS,MOUNTINGS OF PLASTICS	1168	6981	138	5647
900319 FRAM,MOUNTING OF OTH MATERIAL	4633	33374	592	28569
900390 PART FOR FRAMES&MOUNT SPECATLE	5	249		604
900410 SPECTACLES,GOGGLES SUNGLASSES	21456	241430	24872	235829
900590 PARTS/ACCESSORIE OF BINOCULARS	76	1297		1149
900630 CAMERA USED IN UNDERWATE SURVY		82	455	8580
900640 INSTANT PRINT CAMERAS		5871		
900653 OTH CAMERA ROLL FILM OF35MM		346		349
900659 OTH CAMERA PHOTOGRAPHIC	650	950	50	3476
900661 DISCHARGE LAM FLASHLIGHT APPAR	17	152		636
900669 OTH PH-GRAPHIC FLASHLIGHT APPA	503	5988	34	1161
900691 PARTS,ACCE PHOTOGRAPHIC CAMERA	533	3392	557	7998
B. CAPITAL GOODS TOTAL	31886706	306810388	24267111*	293733627
250100 SALT/PURE SODIUM CHLORIDE	6216	36556	2223	30337
250200 UNROASTED IRON PYRITES				4
250300 SULPHUR OF ALL KINDS	123054	1068504	57286	1279624
250410 NATURAL GRAPHITE OF ALL KINDS	5040	83313	5945	90161
250490 OTHER,NATURAL GRAPHITE		246		676
250510 SILICA SANDS AND QUARTZ SANDS	1289	17624	205	8681
250590 OTHER NATURAL SANDS	575	14119	37	5668
250610 QUARTZ (O/T NATURAL SANDS)	355	7008		335
250620 QUARTZITE ROUGHLY TRIMMED		3029		1924

Contd.

10.11 Imports by Economic Categories (Detail)

(In Thousand Rupees)

ITEMS	JUNE, 2014	FROM JUL-2013	JUNE, 2013	FROM JUL-2012
250700 KAOLIN & OTH KAOLIN CLAYS	54405	752237	63849	549763
250810 BENTONITE	947	69413	7486	115911
250830 FIRE-CLAY		10588		2773
250840 OTHER CLAYS	10257	57653	5256	47506
250860 MULLITE	559	559		30
250900 CHALK	12377	140124		142347
251110 NATURAL BARIUM SULPHATE	5258	198768	20520	182333
251200 SILICEOUS FOSSIL MEALS	3096	29853	2281	16697
251310 PUMIC STONE W/NOT HEAT TREATED	6242	64736	7836	40661
251320 EMERY,NATURAL CORUNDUM,GARNET	2745	51575	1153	61867
251511 MARBLE/TRAVERTINE,CRUDE ROUGH	32377	274808	646	17367
251512 MARBLE,TRAVERTINE,MERELY CUT		9689	640	8867
251520 ECAUSSINE/BUILDING STONES ETC	46	46		
251611 GRANITE,CRUDE/ROUGHLY TRIMMED	3470	14771	458	11813
251612 GRANITE,MERELY CUT,BY SAWING		697		413
251620 SANDSTONE,CRUDE/ROUGHLY TRIMED	47	3477	604	2365
251690 OTH MONUMENTAL BUILDING STONE		2725		904
251710 PEBBLES,GRAVEL/CRUSH STONE ETC		703		27
251741 GRANULES,CHIP & POWDER,MARBLE		5979	1864	2705
251749 OTH GRANULE,CHIPPING & POWDER		3728		
251810 DOLOMITE, NOT CALCINED		1260		2038
251830 DOLOMITE RAMMING MAX		3245		12200
251910 NAT.MAG.CARBONATE (MAGNESITE)			627	627
251990 OTH FUSED MAGNESIA,DEAD BURNED	3501	107539	23933	107360
252010 GYPSUM; ANHYDRITE	2940	41680	4541	32229
252020 PLASTERS OF CALCINED GYPSUM		3367		2000
252210 QUICKLIME		165		506
252220 SLAKED LIME		2924		2251
252230 HYDRAULIC LIME		50		1724
252310 CEMENT CLINKERS		2526		
252321 WHITE PORTLAND CEMENT		1935	36	3727
252329 OTHER PORTLAND CEMENT	75927	528618	14936	155985
252330 ALUMINOUS CEMENT(CEMENT FONDU)		16615		12640
252390 OTHER HYDRAULIC CEMENTS	40674	476551	34504	346781
252410 ASBESTOS CROCIDIOLIITE				3085
252490 OTHER ASBESTOS		228150	3155	306591
252510 CRUDE MICA,MICA RIFTED SHEETS		69		170
252520 MICA POWDER	353	7268	60	4857
252610 NATURAL STEATITE,NOT CRUSHED	308816	3206651	6219	226159
252620 NATURAL STEATITE,CRUSH/POWDER	2784	23657	469	25355
252800 NATURAL BORATES & CONCENTRATES				8684
252910 FELDSPAR		219		
252922 FLUORSPAR>97% CALCIUM FLORIDE		4941		1065
252930 LEUCITE;NEPHELINE,NEPH SYENITE				1044
253010 VERMICULITE,PERLITE CHLORITES		1754	536	1941
253020 KIESERIT,EPSOMITE(NAT MAG SULP				731
253090 OTHER,MINERAL SUBSTANCES	20777	348906	51264	421540
260111 IRON ORES,CONCEN,NON-AGGLOMERT	225860	1354329	151090	2744579
260112 IRON ORES CONCEN,AGGLOMERATED		67		2061163
260200 MAGANESE ORES & CONCENTRATES				30682
260600 ALUMINIUM ORES/CONCENTRATES				104
260700 LEAD ORES AND CONCENTRATES		10263		7778

Contd.

10.11 Imports by Economic Categories (Detail)

(In Thousand Rupees)

ITEMS	JUNE, 2014	FROM JUL-2013	JUNE, 2013	FROM JUL-2012
261000 CHROMIUM ORES AND CONCENTRATES	4496	45207	1651	29533
261400 TITANIUM ORES & CONCENTRATES	4374	28448	3265	32669
261510 ZIRCONIUM ORES AND CONCENTRATE		8106		
261710 ANTIMONEY ORES AND CONCENTRATE		41		
261790 OTHER ORES AND CONCENTRATES				1441
261800 GRANULATED SLAG M/G IRON,STEEL	85	17103		4040
261900 SLAG,DROSS OTH WASTE,IRN/STL	20337	94003	2114	8483
262011 HARD ZINC SPELT MAINLY OF ZINC	196	1979		906
262019 OTH,ASH&RESIDUE C/MAINLY ZINC	698	30922		4406
262040 ASH&RESIDUE MAINLY OF ALUMNIUM		10513		877
262099 OTH ASH&RESIDUE CANTAIN METAL		630		
262190 OTH SLAG &ASH,RESIDUES M-WAST		6513	2198	5788
270111 ANTHRACITE NOT AGGLOMERATED	995	7039		4431
270112 BITUMINOUS COAL,NOT AGGLOMERAT		171574	131426	131426
270119 OTHER COAL,NOT AGGLOMERATED	5450145	31072196	2883611	47433168
270120 BRIQUETTES SIMILAR SOLID FUEL	39	1223	214	3059
270210 LIGNITE NOT AGGLOMERATED		3234		3440
270300 PEAT INCLPEAT LITTER	606	7973		8354
270400 COKE/SEMI OF COAL,RETORT CARBN	592355	4861192	207867	1626179
270500 COAL GAS,WATER GAS,SIMILAR GAS		469		565
270600 TAR FROM COAL/LIGNITE/PEAT ETC		3387		3203
270710 BENZOLE (BENZENE)		44950	5628	34138
270720 TOLUOLE (TOLUENE)			131	39265
270730 XYLOLE (XYLENES)	329866	2342901	301901	1843730
270740 NAPHTHALENE		7620		592
270750 OTH STOCK FOR CARBON BLACK	34841	405927	15710	334184
270791 CREOSOTE OILS		65		1028
270799 OTH OIL /PROD DISTLION COALTAR	149988	852411	223041	1057457
271019 KEROSENE,INCL KER.TY. JET FUEL	1471847	12820008	860097	11368306
271129 OTH GAS HYDROCARBON GAS STATE		6708	5823	12508
271210 PETROLEUM JELLY	13268	203346	16916	200153
271220 PARAFIN/WAX,CONT WT<0.75%OIL	74159	359313	37262	424720
271390 OTH RESIDUE PETROLEUM BITUMEN		1004		1184
271410 BITUMEN OIL SHALE & TAR SANDS		35329		5181
271500 BITUMEN MIXTURES,NATURAL	5301	366724	1680	186582
280110 CHLORINE	1208	2301		
280120 IODINE	25580	394312	2510	332620
280200 SULPHUR,SUB/PRE COLLI.SULPHER	2488	14744		10333
280300 CARBON(INCL CARBON BLACK)NES	187395	1324015	132993	1292196
280410 HYDROGEN.		6874	46	1829
280421 ARGON	5947	62706	5529	65772
280429 OTHER, RARE GASES.	2116	139118	10668	98849
280430 NITROGEN	364	2303		3245
280440 OXYGEN	281	20353	9293	97155
280450 BORON, TELLURIUM		261		511
280461 SILICON CON & 99.99% BY WEIGHT		15057		15847
280469 OTHER SILICON	646	33777	28	15092
280470 PHOSPHORUS	8970	64501	8857	75527
280480 ARSENIC		11923	1890	7982
280490 SELENIUM	26208	159020	1396	60622
280511 SODIUM		264		
280512 CALCIUM		361		21382

Contd.

10.11 Imports by Economic Categories (Detail)

(In Thousand Rupees)

ITEMS	JUNE, 2014	FROM JUL-2013	JUNE, 2013	FROM JUL-2012
280519 OTHER ALKALI METALS	11727	33144	23	9135
280530 RARE-EARTH METAL NS				23
280540 MERCURY	664	8668		4140
280610 HYDROGEN CHLORIDE (HCL ACID)		1947	51	2450
280620 CHLOROSULPHURIC ACID				12326
280700 SULPHURIC ACID; OLEUM	23	2671	240	5982
280800 NITRIC ACID;SULPHONITRIC ACIDS	7544	137705	1234	108941
280910 DIPHOSPHORUS PENTAOXIDE		4589		11966
280920 PHOSPHORIC/POLPHOSPHORIC ACIDS	1916657	22709091	2494065	28217741
281000 OXIDES OF BORON;BORIC ACIDS	40172	245784	27200	196694
281111 HYDROGEN FLUORIDE	1464	7247		9495
281119 OTHER INORGANIC ACIDS.	10200	140548	10206	130319
281121 CARBON DIOXIDE	18734	263152	83887	457783
281122 SILICON DIOXIDE (SILICA)	56341	632355	61049	524878
281129 OTH INORGANIC OXYGEN COMPOUNDS	3354	21590	605	11107
281210 CHLORIDES AND CHLORIDE OXIDES		158	25	726
281290 OTH HALIDE/HALIDE OXIDES	136	21073	746	10474
281310 CARBON DISULPHIDE				47
281390 OTH SUPHIDE OF NON-METALS		9061	8182	23870
281410 ANHYDROUS AMMONIA	29	2607	418	24951
281420 AMMONIA IN AQUEOUS SOLUTION	2271	114920	1430	47785
281511 SODIUM HYDROXIDE SOLID	4853	80652	2248	53427
281512 SODIUM HYDROXIDE AQUEOUS SOL	16	14965	418	15202
281520 POTASSIUM HYDROXIDE (CAUSTIC)	50595	322461	9435	122364
281530 PEROXIDES OF SODIUM/POTASSIUM	2616	2667		311
281610 HYDROXIDE/PEROXIDE OF MAGNESUM	2208	48765	1785	58764
281640 STRONTIUM,OXIDE,H-OXIDE,PEROXI		17		42
281700 ZINC OXIDE;ZINC PEROXIDE	15218	200623	22047	206266
281810 ARTIFICIAL CORUNDUM NOT DEFIN	2853	40806	803	26956
281820 ALUMINIUM OXIDE O/T ARTIFICIAL	12868	149640	3399	125534
281830 ALUMINIUM HYDROXIDE	41993	492001	31459	353728
281910 CHROMIUM TRIOXIDE	5722	127470	14791	101654
281990 OTH,CHROMIUM OXIDES&HYDROXIDE		12116	2815	20650
282010 MANGANESE DIOXIDE	3687	37517	3921	31488
282090 OTHER, MANGANESE OXIDES		1917		5361
282110 IRON OXIDES AND HYDROXIDES	34837	400737	51931	479599
282120 EARTH COLOURS				580
282200 COBALT OXIDE & HYDROXIDE	7137	70061	1240	65611
282300 TITANIUM OXIDES.	15702	249782	27634	269463
282410 LEAD MONOXIDE(LITHARGE,MASICOT	2594	15102	1321	10110
282490 OTHER, LEAD OXIDES		807		1425
282510 HYDRAZINE,YDROXYLAMINE SALT	8735	85094	25	33382
282520 LITHIUM OXIDE AND HYDROXIDE	4236	14403	1024	23486
282530 VANADIUM OXIDES AND HYDROXIDES		34909		7175
282540 NICKEL OXIDES AND HYDROXIDES		1969		29
282550 COPPER OXIDES AND HYDROXIDES		11615	525	5212
282570 MOLYBIDENIUM OXIDES/DIOXIDES	61	126		54
282580 ANTIMONY OXIDES		100584		117702
282590 OTH INORGANIC BASE/METAL OXIDE	309	13611	507	11190
282619 OTHER, FLOURIDES	688	25895	3489	25837
282630 SODIUM HEXAFLOROALUMINATE		2078	1	21
282690 OTHER,COMPLEX FLUORINE SALTS	2686	22843	3263	11343

Contd.

10.11 Imports by Economic Categories (Detail)

(In Thousand Rupees)

ITEMS	JUNE, 2014	FROM JUL-2013	JUNE, 2013	FROM JUL-2012
282710 AMMONIUM CHLORIDE	8178	72902	1276	127001
282720 CALCIUM CHLORIDE	4115	54430	6351	69581
282731 CHLORIDES OF MAGNESIUM	1766	20404	375	16547
282732 CHLORIDES OF ALUMINIUM	793	4026	763	1857
282735 CHLORIDES OF NICKEL	546	25855	1066	19493
282739 OTHER CHLORIDES:	5425	67489	4523	131732
282741 CHLORIDE OXIDE/HYDROXIDE COPPER				94
282749 OTH CHLORIDE OXIDE/HYDROXIDES		1148	704	7196
282751 SODIUM POTASSIUM BROMIDES	608	4015	382	6734
282759 OTH BROMIDE/BROMIDE OXIDE	23	8630		3307
282760 IODIDES AND IODIDE OXIDES	463	36237	4928	34106
282810 COM CAL HYP (BLEACHING POWDER)		959		1028
282890 OTH HYPOCHLORITES/HYPOBROMITES	2	29171	55	38349
282911 CHLORATES OF SODIUM	3409	10193		13901
282919 OTH CHLORATES/PERCHLORATES	26899	512363	15922	381753
282990 OTH BROMATES/PERBROMATE/IODATE	1562	9221	237	59745
283010 SODIUM SULPHIDES	24209	769621	24394	748450
283090 OTH, SULPHIDES, POLYSULPHIDES		9566	851	1231
283110 SODIUM DITHIONITE,SULPHOXYLATE	95677	1020442	79819	1056772
283190 OTH DITHIONITE & SULPHOXYLATE	103695	685023	84320	679431
283210 SODIUM SULPHITES(NEUTRAL)	15243	347377	24596	303266
283220 OTHER SULPHITES	32	5412		12473
283230 THIOSULPHATES		9758	36	4127
283311 DISODIUM SULPHATE	154913	1100578	53644	776201
283319 OTHER SODIUM SULPHATES	356	19417	1577	26103
283321 MAGNESIUM SULPHATE(EPSON SLATE)	19	12448	6876	27246
283322 SULPHATES OF ALUMINIUM	1067	51499	1323	37321
283324 SULPHATES OF NICKLE	738	81469	6362	69887
283325 SULPHATES OF COPPER	4796	94381	1562	91119
283327 SULPHATES OF BARIUM	2639	65435	4511	49244
283329 OTHER SULPHATES	199851	1285924	136914	922697
283330 ALUMS	1326	3595	5	162
283340 PEROXOSULPHATES(PERSULPHATES)	192	54945	8736	32388
283410 NITRITES	4407	81563	13368	85372
283421 NITRATES OF POTASSIUM	4325	134326	22654	126677
283429 OTHER, NITRATES	10643	76171	7175	63144
283510 PHOSPHINATES & PHOSPHONATES	2961	47189	3908	26706
283522 PHOSPHATES OF MONO-OR DISODIUM	12543	149985	6130	164696
283524 PHOSPHATES OF POTASSIUM	147	35602	3630	21111
283525 CALCIUM HYDROGEN-ORTHOPHOSPHAT	57073	708865	24788	882714
283526 OTH CALCIUM PHOSPHATE (PURE)	62930	317956	4794	266062
283529 OTHER, PHOSPHATES	10258	41614	7556	52901
283531 SODIUM TRIPHOSPHATE	44411	828833	35517	667014
283539 OTHER, POLYPHOSPHATES	31715	222124	9101	154614
283620 DISODIUM CARBONATE NATURAL	43525	1324085	83916	1845278
283630 SODIUM HYDROGEN CARBONATE	18697	155826	8305	135322
283640 POTASSIUM CARBONATE	11989	317439	10809	144642
283650 CALCIUM CARBONATE	10472	148933	11662	139894
283660 BARIUM CARBONATE	9948	110446	10715	154245
283691 LITHIUM CARBONATE		4632		3890
283692 STRONTIUM CARBONATE		3		134
283699 OTHER, CARBONATES	36359	643334	27290	442835

Contd.

10.11 Imports by Economic Categories (Detail)

(In Thousand Rupees)

ITEMS	JUNE, 2014	FROM JUL-2013	JUNE, 2013	FROM JUL-2012
283711 CYANIDES OF SODIUM	1256	119913	5379	71343
283719 OTH CYANIDE/OXIDES		4274	7	1798
283720 COMPLEX CYANIDES	1704	2532		1194
283911 SODIUM METASILICATES	2422	13015	2432	25180
283919 OTHER, SILICATES	2046	17266		14528
283990 OTHER, METAL SILICATE	4768	47768	2832	43809
284011 SODIUM TETRABORATE ANHYDROUS				864
284019 OTH DISODIUM TETRABORAT(REFINE	24226	172219	21465	175719
284020 OTHER, BORATES		51010	6	2810
284030 PEROXOBORATES (PERBORATES)		44064	6648	65622
284130 SODIUM DICHROMATE	14915	439333	16701	281418
284150 OTH CHROMATE DI/PER CHROMATES	6223	21858	3	3028
284161 POTASSIUM PERMAGANATE		16446	2664	14762
284169 OTH MAGANITE MAGANATE/PERMAGAN		15		16
284170 MOLYBDATES	175	3142	84	12665
284180 TUNGSTATES (WOLFRAMATES)		2		
284190 OTH,SALT OXOMETALIC/PEROX ACID	9	4187	7	11687
284210 DOUBLE OR COMPLEX SILICATES.	12011	99556	29021	89641
284290 OTHER SALTS OF INORGANIC ACIDS	458	30470	12	7859
284321 SILVER NITRATE.	51	3694	348	37717
284329 OTHER,SILVER COMPOUNDS	3975	14702		12683
284330 GOLD COMPOUNDS.	22	273	3	95
284390 OTHER COMPOUNDS,AMALGAMS	5	8741	17	3520
284410 NATURAL URANIUM,ITS COMP ALLOY		39		909
284420 URANIUM/PLUTONIUM IT COMP ALOY		466		
284430 URANIUM DEPLET THORIUM IT COMP		30		124
284440 RADIOACTIVE EL/ISOTOP COMP ALY	30862	253798	12480	244615
284590 OTH ISOTOPE & THEIR COMPOUNDS	147	147		4989
284610 CERIUM COMPOUNDS.	48	1911	60	3185
284690 OTH RARE EARTH METAL COMPOUNDS	67	586	9	4904
284700 HYDROGEN PEROXIDE SO-WITH UREA	14120	386759	45034	401062
284800 PHOSPHIDES,CHEMICALLY DEFINED		2194		
284910 CALCIUM CARBIDES	147804	744835	32051	707616
284920 SILICON CARBIDE	2504	22222	1767	41607
284990 OTHER CARBIDE		191		139
285000 HYDRIDE,NITRIDE,AZIDE,BRMD ETC		4021	102	6451
285210 INORG/ORGANIC COMP OF MERCURY	1821	15862	362	11885
285290 OTH INORG/ORGA COMP-MERCURY	61	4613		11101
285300 OTH INORGANIC COPM AMALGAMS	300	7026	451	3087
290899 OTH SULPHONATED DER OF PHENOLS	3994	70752	12	58994
290911 DIETHYL ETHER		232		663
290919 OTHER, ACYCLIC ETHER	3862	44009		31016
290920 CYCLANIC,CYC ETHER HALOGEN DER	593	1793		1244
290930 AROMATIC ETHER HALOGEN SULPH'T	7377	112594	13956	95429
290941 2,2-OXYDIETHANOL(DIETHYL GLYCL	45577	753240	90945	581755
290943 MONOBUTYL ETHER,ETHYLEN GLYCOL	11446	137974	344	64396
290944 MONOALKYL ETHER,ETHYLEN,GLYCOL	40621	395507	49383	348191
290949 OTH,ETHERS THEIR DERIVATIVES	12968	321123	27134	211368
290950 ETHER-PHENOLS,ETHERALCH PHENOL	4943	18891	120	9066
290960 ALCH PEROXID,ETH PEROXID,KETON	13078	204908	13371	184876
291010 OXIRANE (ETHYLENE OXIDE)	3861	17353	1921	17518
291020 METHYLOXIRANE(PROPYLENE OXIDE)				117

Contd.

10.11 Imports by Economic Categories (Detail)

(In Thousand Rupees)

ITEMS	JUNE, 2014	FROM JUL-2013	JUNE, 2013	FROM JUL-2012
291030 1-CHLORO-2,3-EPOXYPROPANE	3374	27039		100
291090 OTH,EPOXIDE,EPOXYALCH,EPOXYPHL		15839		6832
291100 ACETAL HEM/ACETAL,OXYFUNC HEL	2	1368		654
291211 METHANE WITHOUT OTH OXYGN FUNC	447	5895		6933
291212 ETHANE WITHOUT OTH OXYGEN FUNC		734		16909
291219 OTH,ACYCLIC ALDEHYD W/O OTHOXY	19419	158837	23601	146486
291221 BENZALDEHYDE W/O OTH OXY FUNC	156	4428	193	4420
291229 OTH CYCLIC ALDEHYD W/O OXY FUN	2905	48337	437	52275
291241 VANILLIN(4-HYDROXY-3-METHOXYBZ	11415	87512	7174	68063
291242 ETHYLVANILIN(3-ETHOXY-4HYDROXY	49	30583	1506	24531
291249 OTH ALDEHYDE-ETHER/PHENOL/OXYG	4270	6252	277	6968
291250 CYCLIC POLYMERS OF ALDEHYES		2276		9
291260 PARAFORMALDEHYDE	1793	50408	5225	57947
291300 HALOGEN,SULPHONAT,NITRAT DERV		66		146
291411 ACETONE	6873	84343	11061	86136
291412 BUTANONE(METHYL ETHYL KETONE)	41286	314816	25181	286415
291413 4-METHYLPENTAN-2-ONE	2873	25961	738	18854
291419 OTH,ACYCLIC KETONE W-OUT OXY-F	587	5594		556
291422 CYCLOHEXANONE,METHYLCYCLOHEXON	8637	187059	3206	104640
291423 IONONES AND METHYLIONONES		7398	894	22307
291429 OTH,CYCLANIC ETC W/O OTHOXYGN	5658	48048	827	58244
291431 PHENYLACETONE(1-PHENYLPROPAN-2				631
291439 OTH,AROMATIC KETONE W/O OXYGEN	295	3431	68	3217
291440 KETONE-ALCOHOL KETONE-ALDEHYDE	5951	85957	441	82565
291450 KETONE-PHENOL/KETONE W/O OXYGN	1151	32149	175	28502
291461 ANTHRAQUINONE		3551		3280
291469 OTHER QUINONES		33922	1489	43832
291470 HALGENATDED,SULPHONATED,DERIVA	1951	9707		3235
291899 OTH INDREDIENTS FOR PESTICIDES	47130	598836	29331	515663
291910 TRIS(2,3-DIBROMOPROPLY)PHOSPHA		1781		
291990 OTH PHOSPHORIC ESTER/SALT/DERI	23551	164042	3771	83859
292019 OTH THIOPHOSPHORICESTERS, DERI				607
292090 OTH ESTER OTH INORGANIC ACID	2701	138813	114	97750
292111 METHYLAMINE,DI/TRI & ITS SALT	5480	102977	8641	101684
292119 OTH ACYCLIC MONOAMIN/DERV/SALT	3211	23032	1324	37901
292121 ETHYLENEDIAMINE AND ITS SALTS	4387	50783	2002	60312
292122 HEXAMETHYLENEDIAMINE/ITS SALTS		5497		5420
292129 OTH ACYCLIC POLYAMIN/DERV/SALT	549	41142	1600	33103
292130 CY-CLANIC,LENIC LOTERPENI/SALT	3747	69644	5844	56589
292141 ANILINE AND ITS SALTS		17702		6864
292142 ANILINE DERIVATIVES/ITS SALT	14373	281873	24462	226771
292143 TOLUIDINE/ITS DERIVATIV/SALT	10170	67157	2504	49691
292144 DIPHENYLAMINE/ITS DERIV/SALT	291	4677	4470	6088
292145 1,2-NAPTHYAMINE/ITS DERIVATE	2866	113610	6318	122129
292149 OTH,AROMATIC MONOAMIN DER/SALT	3026	383347	40363	318103
292151 O,M,P-PHENYLENE,DIAMINE SALT	29282	441528	37780	296635
292159 OTH AROMATIC POLYAMIN DER/SALT	3051	139053	1985	66337
292211 MONOETHANOLAMINE AND ITS SALTS	5352	83640	2575	51610
292212 DIETHANOLAMINE AND ITS SALTS	8052	62950	2550	82820
292213 TRIETHANOLAMINE AND ITS SALTS	5663	112465		29359
292219 OTH AMINO-ALCH ETHER/ESTR/SALT	74463	1081657	61931	974997
292221 AMINOHYDROXYNEPHLENE ACID/SALT	27515	672585	40567	333812

Contd.

10.11 Imports by Economic Categories (Detail)

(In Thousand Rupees)

ITEMS	JUNE, 2014	FROM JUL-2013	JUNE, 2013	FROM JUL-2012
292229 OTH AMINO NAPHTHOL/PHENOL ETHER	67895	759055	36686	244932
292231 AMINO ALDEHYDES AMINO KETONES			100	100
292239 OTH AMINO ALDEHYDES	441	27913	1296	23524
292241 LYSINE/ITS ESTER SALT THEREOF	299371	3105758	133612	2736779
292242 GLUTAMIC ACID AND ITS SALTS	187272	1565341	81501	1177978
292243 ANTHRANILIC ACID AND ITS SALTS				1701
292244 TILIDINE (INN) AND ITS SALTS				1629
292249 OTH AMINOACID/ESTER O/T OXYFUN	226697	2843505	253713	2400647
292250 AMINO-ALCHL/ACIDPHENOL/IT COMP	106124	1020409	98904	1105301
292310 CHOLINE AND ITS SALTS	196	31641	2861	30240
292320 LECITHIN/OTH PHOSPHOAMINOLIPID	14254	149205	7751	146142
292390 OTH QU-AMMONIUM SALT/HYDROXID	92168	532301	35751	613849
292412 FLUOROACETAMIDE(ISO)MONOCROTO	11	351		362
292419 OTH AMIDE COMP,CARBONIC ACID	63213	709074	49399	655701
292421 UREINES/DERIV/SALT THEREOF	24551	133741	9125	86831
292429 OTH CYCLIC AMIDE DERIV/SALTS	155842	2189673	173104	2064749
292511 SACCHARIN AND ITS SALTS	43515	307378	6724	230390
292519 OTH IMIDE/DERIV/SALT THROF	1	24632		54219
292521 CHLOIMEFORMRD (ISO)		1693		99
292529 DIPHENYL-GUANIDINE	38785	579698	34460	555977
292610 ACRYLONITRILE	6	12357		30385
292620 1-CYANOANIDINE(DICYANDIAMIDE	3785	51662	2416	61906
292690 OTH,NITRILE-FUNCTION COMPOUNDS	298876	3085917	495734	2664431
292700 DIAZO-,AZO-/AZOXY-COMPOUNDS	17426	195073	15569	127515
292800 ORGANIC DERV,HYDRAZIN/HYDOXY	2015	76550	7133	87382
292910 ISOCYANATES W-NITROGEN FUNCTIO	161337	3083305	255332	3418003
350790 OTH ENZYMES/PREP ENZYMES	201915	2604803	136864	2129283
360200 PREP EXPLOSIVE O/T POWDER		62997		44125
381590 OTHER CATALYTIC PREPARATIONS	20115	951879	140513	576149
401039 TRANS SYS.BELT OTH 150-198 CM	8676	227710	12212	196560
401110 NEW PNEUM TYRES FOR MOTOR CARS	144262	1665252	150149	1829334
401120 NEW PNEUM TYRES FOR BUS/LORRY	1552547	16914546	1656913	15422080
401130 NEW PNEUM TYRES RUB AIRCRAFTS	17581	93146	3120	92481
401140 NEW PNEUM TYRE RUBB MOTORCYCLE	23231	137214	13917	83304
401150 NEW PNEUM TYRE RUBB BICYCLES	3660	60653	4008	23937
401161 TYRE AGRICULTURE VEH/MACHINE	105663	1167265	87965	833507
401162 TYRE INDUSTRIAL VEH=61 CMS		131		
401163 TYRE INDUST/CONS VEH>61 CMS		9247		32483
401169 OTHER TYRE HERRING BONE		380	865	18511
401192 OTHER TYRE AGRICULTURE/MACH	12	9323	3688	91383
401193 OTH TYRE INDUSTRIAL VEH=61 CM	833	19994	1961	24517
401194 OTH TYRE INDUSTRIAL VEH>61 CM	977	71170	6271	88660
401199 OTH TYRE NEW PNEUMATIC RUBBER	35234	435086	27922	273706
401211 RETREATED TYRES FOR MOTORCARS				16
401212 RETREATED TYRE FOR BUSES/LORRY		724		
401213 RETREATED TYRE FOR AIRCRAFTS	3335	85943	4772	96601
401219 OTHER RETREATED TYRE OF RUBBER	18	290	145	13346
401220 USED PNEUMATIC TYRES OF RUBBER				30
401290 OTH USED PNEUMATIC TYRE RUBBER	12865	62035	2128	23558
401310 INNER TUBES,OF MOTOR CAR/BUSES	8057	144394	5036	141642
401320 INNER TUBES FOR BICYCLES	2836	41176	5712	40950
420340 OTHER CLOTHING ACCESSORIES	46864	486455	19896	513293

Contd.

10.11 Imports by Economic Categories (Detail)

(In Thousand Rupees)

ITEMS	JUNE, 2014	FROM JUL-2013	JUNE, 2013	FROM JUL-2012
440290 OTH WOOD CHARCOAL NOT AGGLOMER	485	13519	1167	9004
440500 WOOD WOOL;WOOD FLOUR.		2395		776
440690 OTH RAILWAY SLEEPERS OF WOOD	932	932		
440710 CONIFEROUS WOOD SPECI SAW/CHIP		3598	610	4837
440721 MAHOGANY (SWIETENIA SPP) TROP		3085		18654
440725 TROPICAL WOOD DARK RED MERANTI	16376	176186	4655	96217
440726 TROPICAL WOOD WHITE LAUAN ECC	29328	246749	26503	219370
440727 SAPELLI		11837	2955	33970
440728 LROKO				1062
440729 OTH TROPICAL WOOD NON-CONF SAW	507542	3857647	202981	2979386
440791 OAK WOOD,SWAN/CHIPPED LEN WISE	1142	19184	1631	25845
440792 BEECH WOOD SWAN/CHIPPED L/WISE	16359	146363	14855	74515
440793 OTH TROPICAL WOOD OF MAPLE		8473		
440794 OTH TROPICAL WOOD OF CHERRY				95
440795 OTH TROPICAL WOOD OF ASH	35226	373542	23255	366046
440890 OTH.LAMINAT WOOD SAWN.SLICED6M	11529	174684	11174	150981
440910 WOOD CONIFEROUS SPECIES SHAPED	6449	6920		
440921 WOOD NON-CONIFEROUS OF BAMBOO				105
441700 TOOLS/BODIES/HANDLE OF WOOD	571	4053		2376
441810 WINDOWS FRENCH WINDOWS & FRAME	97	3179		2024
441820 DOORS FRAMES AND THERSHOLDS	5275	78568	3324	36117
441840 SHUTTERING FOR CONCRETE C/WORK	3161	3161		5790
441860 POSTS AND BEAMS OF WOOD				12
441872 OTH MULTILAYER FLOORING PANELS	745	745		64
441879 OTH ASSEMBLED FLOORING PANELS		562		18633
551694 W-FAB ART FIB<85%WT O/FIB PTIN	320511	1922717	143413	1380761
560121 OTH ARTICLES OF COTTON WADDING	286	7622	95	7798
560122 OTH WADDING OF MAN-MADE FIBRES	40	28659	33	7773
560129 OTHER, WADDING ARTICLES	21	35151	4297	41031
560600 GIMPED YARN,AND STRIP AND LIVE	20470	333912	25352	204829
560721 BINDER/BALER TWINE OF SISAL		4142		131
560729 OTH,TWINE,CORDAGE,ROPE&CABLE	3011	41520	403	11900
560741 BINDER/BALER TWINE OF POLYTHNE	7129	53952	8324	39602
560749 OTH TWINE,CORDAGE,ROP,CAB POLY	8873	93315	2777	47494
560750 TWINE,CORDAGE,ROPE,OTH SYN FIB	8555	55517	2268	87824
560790 OTH,TWINE,CORDAGE,ROPE & CABLE	2702	32175	970	26707
560811 FISHING NETS MAN-MADE TEX MAT	32421	394826	24558	301977
560819 OTH, MADE UP NETS OF TEX MAT	8005	77229		78837
560890 OTH,NOTTED NETS/NETTING ROPE	4233	26892	433	310803
591000 TRANSMISON CONYOR BELT TEX MAT	16173	211548	10809	199553
591110 TEX FAB,FELT & FELT-LINED FAB.	20615	260291	19994	240559
591120 BOLTING CLOTH,WHET/NOT MADE UP	7179	38885	3474	40304
591131 TEX FAB & FELTS,< 650G/SQM .	4149	103578	8626	100785
591132 TEX FAB & FELTS,>0650G/SQM .	27302	335412	3725	268288
591140 STRAINING CLOTH USEDOIL PRESS		1784	382	1392
670490 WIGS,BEARD,EYE-BROW OF OTH MAT	149	1385	211	1164
680100 ARTICLE OF STONE PLAS CEMET		23		495
680210 TILES CUBES AND SIMILAR ARTICL		362	102	11238
680221 OTH MONUMENTAL BUILD STONE/ART	24038	250313	6242	130694
680223 GRANITE	97298	950805	53119	572378
680229 OTHER STONE	820	2700		712
680291 OTH MARBL TRAVERTIN&ALABASTER	1200	11683	376	2327

Contd.

10.11 Imports by Economic Categories (Detail)

(In Thousand Rupees)

ITEMS	JUNE, 2014	FROM JUL-2013	JUNE, 2013	FROM JUL-2012
680292 OTHER CALCAREOUS STONE		9		
680293 OTHER GRANITE	222	10268	791	29682
680299 OTHER STONE	27	4165		2331
680690 OTH ARTICLE OF HEAT INSULATING	552	140573	6870	40279
680710 ARTICLE OF ASPHALT IN ROLL		4718	978	20303
680790 OTH ARTICLE OF ASPHALT MATERL	217	4814	3290	9813
681099 OTH ARTICLE OF CEMENT	834	237925	1436	23025
681140 ARTICLES CONTAINING ASBESTOS	15	52		364
681181 CORRUGATED SHT NOT CON ASBESTO				677
681182 O-SHT,PANEL,TILES,NOT CON ASBE	925	104754	6169	63927
681599 OTH ARTICLE OF STONE OTH MINRL	6961	74722	7848	89983
690100 BRICK , TILE OF SILI FOSSIL	19	915	7	3397
690210 REF BRICK,TILE>50%MG,CA	101244	1748317	43109	1038723
690220 CERAMIC>50%SILICA,ALUM	36754	363459	20659	393860
690390 OTH REFRACTORY CERAMIC GOODS	2610	81580	3630	44068
690410 CERAMIC BUILDING BRICKS				626
690490 OTH C/FLOORING BLOCKS F/TILE	13319	23021		80184
690510 ROOFING TILES	16	1073		
690590 OTH CHIMNEY-POTS,COWLS,ETC.		127		26
690600 CERAMIC PIPES CONDUITS&FITING	139	1730		5398
690710 TILES CUBES ETC W/N RECT<7CM	4093	433738	30437	224067
690790 OTH,UNGLAZED CERAMICS	241286	2807078	146698	1624653
690810 TILES CUBES AND SIMILAR ARTICL	4823	25458	2056	15649
691490 OTH CERAMIC ARTICLES O/TH PORN	215	3836	2765	8766
700100 CULLET AND OTH WAST&SCRAP,GLAS		707		13221
700210 BALLS IN GLASS UNWORKED	6943	39365	212	11262
700220 RODS IN GLASS UNWORKED		24	180	180
700231 TUBE,FUSED QUARTZ/SILICA,UNWOR		824		353
700232 TUBE OF OTH GLASS UNWORKED		839		
700239 OTHER, TUBES IN GLASS	56493	550766	27207	411013
700312 NON-WIRED SHEETS COLOURED,FLAS	15558	142740	9936	115902
700319 OTH NON WIRED SHEETS OF GLASS	7095	129361	4529	140049
700320 WIRED SHEETS GLASS	645	16234		6487
700330 PROFILES OF GLASS				47
700420 GLASS COLOURED OPACIFIED FLASH		340		402
700490 OTHER GLASS	3435	63756	7074	84882
700510 NON-WIRED GLASS HAVE ABSORBENT	14532	317316	13992	349118
700521 NON-WIRED GLASS COLOURED,OP/FE	7605	168606	9502	222540
700529 OTHER, NON-WIRED GLASS	7853	146076	33255	437918
700600 GLASS BENT, EDGE-H-70.03,04,05	2262	13235	1250	2963
700711 THOUGHENED SAFTY GLASS FOR VES	12832	228219	21166	231491
700719 OTH THOUGHENED SAFTY GLASS	9493	78371	4230	44433
700721 LAMINATED SAFTY GLASS VEH/VESL	6641	153971	10274	171392
700729 OTHER, LIMINATED SAFETY GLASS	2763	83644	3188	40894
701090 OTH CARBOYS BOTT,FLASK,JAR,POT	61488	788483	64488	646283
701110 FOR ELECTRIC LIGHTING	286	6704		7240
701400 SIGNALLING GL-WARE,OPTCAL ELEM	1018	8731	5318	9496
701510 GLASS FOR CORRECTIVE SPECTACLE	99	215		3455
701610 GLASS CUBES/OTH SMALLWARE	2263	47814	2958	31866
701919 OTH YARN OF GLASS FIBRE/THREAD	549	35066	5822	58240
701931 GLASS MATS	33843	343536	26017	288112
701932 THIN SHEETS (VOILES)	45917	517038	29005	404639

Contd.

10.11 Imports by Economic Categories (Detail)

(In Thousand Rupees)

ITEMS	JUNE, 2014	FROM JUL-2013	JUNE, 2013	FROM JUL-2012
701959 OTH WOVEN FABRICS	2414	39294	68	51495
710210 UNSORTED, (ROUGH) DIAMONDS		2418	1322	15327
710490 OTH SYN/RECONSTI SEM/PRE STONE	6427	6427		13
710510 DUST AND POWDER OF DIAMONDS		6		
711890 OTHER COIN		991		394
720110 NON-ALLOY PIG IRON<0.5% PHOSP	30958	523583	22177	466331
720120 NON-ALLOY PIG IRON>0.5% PHOSP		100216	34258	157298
720150 ALLOY PIG IRON; SPIEGELEISEN				
720211 FERRO-MANGANESE CONT 2% CARBON	61446	638583	71606	490945
720219 OTH FERRO-MANGANESE	12749	122453	51618	202169
720221 FERRO-SLICON CONT >55% SILICON	38379	460698	34665	457713
720229 OTH FERRO-SILICON	10025	75369	18801	141133
720230 FERRO-SILICO-MANGANESE	161901	1621493	140216	1453720
720241 FERRO-CHROMIUM CONT >4% CARBON		14903	1094	16704
720249 OTH FERRO-CHROMIUM	6257	15986		14800
720270 FERRO-MOLYBDENUM		12012		7901
720280 FERRO-TUNGSTEN&FERRO-SIL-TUNGS	661	3783	717	4686
720292 FERRO-VANADIUM		478		2942
720293 FERRO-NIOBIUM	492	1199		1635
720299 OTHER FERRO-ALLOYS		3899		481
720310 FERROUS PROD BY DIR RUD IRONORE	18161	236522	11799	304054
720390 OTH FERROUS PRODUCTS		42319		178509
720410 WASTE/SCRAP OF CAST IRON	22090	83276	13636	72632
720421 WASTE/SCRAP OF STAINLESS STEEL	24623	705168	24908	495452
720429 WASTE/SCRAP OF OTH ALLOY STEEL		3195		9188
720430 WASTE/SCRAP TINNED IRON/STL	342336	4002139	424945	4130082
720441 TURNING,SHAVING,MILLING WASTE	3036928	22411792	1479479	22141498
720449 OTHER FERROUS WASTE AND SCRAP	5153267	50296195	3355621	36294308
720450 REMELTING SCRAP INGOTS			14	71900
720510 GRANULES OF PIG IRON	1992	42732	3032	70903
720521 POWDERS OF ALLOY STEEL		24		93
720529 OTH POWDER PIG IRON&SP IRON/ST	7869	52770	2589	49184
720610 INGOTS OF IRON ON STEEL.		34		1018
720690 OTHPRIM FORM (EXCL H-72.03)		428		154
720711 CONT 0.25% CARBON,IRON/N-ALY/S	49254	795183		139973
720712 OTH RECTANGULAR CROSS SECT I/S			27713	67900
721790 OTH WIRE OF IRON/NON-ALOY-STEL	35956	352078	17281	397410
721891 OTH INGOTS-RECTANGULR ST/STEEL				4084
722300 WIRE OF STAINLESS STEEL	12844	152422	5663	106786
722410 INGOTS OTH PRI-FORM OTH A/STEL		374		
732599 OTH CAST ARTI OF I/S NES	7001	88718	6559	82326
732611 GRIND BALL&SIMI ARTI FOR MILLS		21255	143	19590
732690 OTH ARTICLES OF IRON & STEEL	213245	3541986	685161	3030786
740200 UN-REFINED CODDER, COPP ANODES		12304		8336
740311 REFINED COPPER,CATHODES&SECTIN	564124	7550893	381068	6784143
740312 REFINED COPPER WIRE-BARS	208	208		34
740319 OTHER, REFINED COPPER	2392	37642		20004
740321 COPPER-ZINC BASE ALLOYS(BRASS)		10481	36	1924
740322 COPPER-TIN BASE ALLOY (BRONZE)	3848	18803		27201
740329 OTH COPPER ALLOYS(O/T H-74.05)	1488	6851		10328
740400 COPPER WASTE AND SCRAP	66005	491848	50963	451681
741999 OTHER, ARTICLES OF COPPER	1106	55075	2436	61103

Contd.

10.11 Imports by Economic Categories (Detail)

(In Thousand Rupees)

ITEMS	JUNE, 2014	FROM JUL-2013	JUNE, 2013	FROM JUL-2012
750110 NICKEL MATTES				3
750210 NICKEL, NOT ALLOYED	157043	873805	98487	800812
750220 NICKEL ALLOYS	37	582		536
750890 OTHER, ARTICLES OF NICKLES	23961	636197	65583	577809
760110 ALUMINIUM, NOT ALLOYED	166566	3218321	282613	3157247
760120 ALUMINIUM ALLOYS	301627	1863706	155282	1722582
761699 OTHER,ARTICLES OF ALUMINUM	66655	604774	58611	558807
780110 REFINED UN-WROUGHT LEAD	1156491	9936614	1134999	7555918
780191 OTH UNWROUGHT LEAD CON ANTIMON		230445	51835	253644
780199 OTH UNREFIND LEAD&LEAD ALLOYED	14150	126213	5576	137368
780600 OTHER ARTICLES OF LEAD.	5537	33013	4671	32302
790111 ZINC NOT ALLOYED WT=>99.99%	48265	974056	94080	789619
790112 ZINC NOT ALLOYED WT < 99.99%		1576119	148094	507329
790120 ZINC ALLOYS	22518	296569	77462	275320
790700 OTHER ARTICLES OF ZINC.	13042	116650	1187	6372158
800110 TIN, NOT ALLOYED	16915	326964	17083	317121
800120 TIN ALLOYS	356	3178	53622	78001
800700 OTHER ARTICLES OF TIN		195	2157	3086
810110 TUNGSTEN POWDERS		8416	210	246
810196 OTHER WIRE OF TUNGSTEN		10826		6517
810199 OTHER ARTICLES OF TUNGSTEN		722	122	1050
810210 MOLYBDENUM POWDERS				421
810296 OTHER MOLYBDENUM WIRE	319	3056	540	3513
810299 OTH MOLYBDENUM AND ARTICLES		253		
810411 UNWROUGHT MAGNESIUM BY WT99.8%	1391	23137		11648
810419 OTH ARTICL UNWROUHT MAGNESIUM		3465		853952
810490 OTHER ARTICLE OF MAGNESIUM	84	233	863	11424
810520 COBALT MATTES& OTH PRODUCTS		1569		1505
810590 OTH INTERMEDIATE PRO OF COBALT	9636	109433	9356	69607
810600 BISMUTH&ATICL INCL WASTE,SCRAP		693		
810720 UNWROUGHT CADMIUM POWDER			176	176
810790 OTH CADMIUM,WROUGHT & ARTICLES	402	402	1900	2779
810820 UNWROUGHT TITANIUM POWDER		69		
810890 OTH TITANIUM WROUGHT&ARTICLES		434557	266	30622
810990 OTH ZIRCONIUM AND ARTICLES	551	2044		423
811010 UNWROUGHT ANTIMONY POWDER	32901	767635	30146	707416
811090 OTH ANTIMONY ART INCL W/SCRAP		6311		5988
811100 MANGANES&ARTCL INC WASTE&SCRAP	1189	16811		8811
811221 CHROMIUM UNWROUGHT POWDER	515	1818		
811229 OTH UNWROUG CHROMIUM INCL WAST		4663		2182
811259 OTH THALIUM UNWROUGH INCL WAST		150		
811299 OTH BASE METAL UNWROUGH&ARTICL		42		
961900 SANITARY TOWEL&TAMPON&SIMILAR	494429	9132561	229913	5833301
3. CAPITAL GOODS TOTAL	104010695	1081328965	102330412*	1049774518
010611 MAMMALS		220		
010612 WHALES, DOLPHINES & PERPOISES		5952		35
010619 OTHER MAMMALS	573	5691	135	3310
010620 RAPTIRES (INCL.SNAKES&TURTLES)		12		
010631 BIRDS OF PREY		513	87	582
010632 PSITTACIFORMES(INCL.PARROTS)	6549	79251	3546	45235

Contd.

10.11 Imports by Economic Categories (Detail)

(In Thousand Rupees)

ITEMS	JUNE, 2014	FROM JUL-2013	JUNE, 2013	FROM JUL-2012
010639 OTHER BIRDS		1017		832
010641 INSECTS		3428		1612
010690 OTHER LIVES ANIMALS	717	18551	1307	27243
621790 PARTS OF GAR/CLOTH ACCESSORI	9543	21049	1101	11706
680300 WORKED SLATE/ARTICLE OF SLATE				7
680410 MILL STONE AND GRIND STON MIL	24873	265596	14585	207611
680421 OTH MILLSTONE OF AGGLOMER SYNT	29571	113685	5231	108903
680422 MILL STONE AND GRIND STONE/OTH	57141	810302	61556	565262
680423 OTH MILLSTONE OF NATURAL STONE	2187	35024	67	25545
680430 HAND SHARPENING POLISH STONE	739	14255	1658	38040
680510 BASE OF WOVEN TEXTILE FABRICS	15810	309675	12615	213453
680520 ON BASE OF PAPER OR PAPERBOARD	19664	243511	16768	159802
680530 ON BASE OF OTHER MATERIALS	18113	190698	15337	170321
680610 SLAG WOOL ROCKWOOL MINERAL WOL	3244	61040	1311	95344
680620 EXFOLIATED VERMICULITE EXPEND	1406	9413	696	6117
680800 PANELS,BOARDS,TILES BLOCKS ETC	1267	16897	1106	28416
680911 BOARDS,SHEETS,PANELS,TILES ETC	13945	83219	4087	44696
680919 OTH BOARDS,SHEETS,PANELS OF PL	3874	12621	2557	37652
680990 OTH ARTICLE OF PLASTICS	2	1414	40	1234
681011 BUILD BLOCK,BRICK OF CEMENT				49655
681019 OTH ARTICLE TILE,FLAGSTONE ETC		7876	1119	6038
681189 OTH ARTICLES NOT CON ASBESTOES	10839	15251		953
681291 CLOTHING ACCE OF ASBESTOES FIB		1018	20	257
681292 PAPER MILLBOARDFELT ASBET FIBR	56	210		780
681293 COMPRESSD ASBESTOS FIB JOINING	16127	99398	2744	52836
681299 O-ARTI OF FABRICA ASBESTOS FIB	3906	29172	931	20504
681320 FRICTION MATERIA CON ASBESTOES	13836	125133	5102	88826
681381 BRAKE LININGS&PADS VEH-H-8711	41996	296100	13847	128662
681389 O-BRAKE LINE&PADS NOT CON ASBE	1600	34576	11592	43315
681410 PLATES,SHEETS STRIPS OF AGLOM	273	5472		3019
681490 OTH, ARTICLES OF MICA	207	9829	48	1623
681510 NON ELETICAL OF GRAPHITE	5828	118785	11413	153959
681520 ARTICLE OF PEAT OTH ARTICLE	15	251		362
681591 CONTAIN MAGNESTIC DOLOMITE/CHR		309		8
690290 OTH REFERECTORY BRIK/BLOK TILE	113	73633	318	10509
690310 CERAMIC CON>50% GRAPHITE,CARB	19663	83753	7152	54669
690320 COLD TUNDISH LINING SLIDE GATE	25919	256894	4116	144984
690890 OTH GLAZED CERAMICS WALLTILES	441677	4900848	340325	3309163
690911 LAB CERM WARE PORCELAIN/CHINA	586	4191		8723
690912 LAB CERM WARE HARD>9 MOH.SCALE		179		1317
690919 LAB CERAMIC WARE CHM/TECH USE	2266	15955	4042	22732
690990 OTH CERAMIC WARES AND SIMILARS	77	2212	32	64924
691010 CERAMIC SINK,ETC.FIXT PORCELIN	49108	467566	36933	305148
691390 OTH STATUTTES, ORNAMENT	53	609	252	959
691410 OTH CERAMIC ARTICLES OF PORCEL		1038	178	693
710812 OTH UNWROUGH(GOLD)NON-MONTERY	170338	18013732	3968296	33758535
710820 MONETARY (GOLD)		23068226	10244361	81267259
711100 BASE-M-SILVER/GOLD,CLAD PLTNM		180		286
711810 COIN (O/T GOLD),NOT LEGAL TEND				118
720720 CONT 0.25% MORE OF CARBON I/ST	88922	833987	221387	1098006
720810 COILS, I/N-A-STEL-HOT ROLLED	171713	1504031	53286	575345
720825 OTH C-HR-I/N-A-STL TH>4.75 MM	1121	1404378	4330	55862

Contd.

10.11 Imports by Economic Categories (Detail)

(In Thousand Rupees)

ITEMS	JUNE, 2014	FROM JUL-2013	JUNE, 2013	FROM JUL-2012
720826 OTH C-HR-I/N-A-STLTH=3-4.75MM	5829	93178	56830	195793
720827 OTH C-HR-I/N-A-STL TH<3 MM	2031	1153549	122084	372738
720836 OTH C-HR-I/N-A-STL TH>10 MM	2283	339906		823923
720837 OTH C-HR-I/N-A-STL TH4.75-10MM	41152	1851694	276586	3553453
720838 OTH C-HR-I/N-A-STL TH 3-4.75MM	1039938	10517897	1281824	10534393
720839 OTH C-HR-I/N-A-STL TH<3 MM	504399	17873953	2748842	27742100
720840 NOT IN COIL I/S H-ROL W/PATERN	3066	55643	64	177480
720851 OTH N/COIL I/S H-ROL TH>10 MM	273924	1214106	534885	2530619
720852 OTH N/COIL I/S H-ROLTH>4.75-10	8104	407572	8999	256335
720853 OTH N/COIL I/S H-ROL TH>3-4.75	25304	180842	9211	75813
720854 OTH C-HR-I/N-A-STL TH<3 MM	33562	97215	8712	180189
720890 OTH FLT-ROL PROD IRON WD>600MM	87192	4364634	87106	649999
720915 IN COIL I/S C-ROL TH 3MM/MORE	107649	1870547	60375	1412035
720916 IN COIL I/S C-ROL TH > 1 < 3MM	367763	4095753	375638	6260948
720917 IN COIL I/S C-ROL TH>0.5-1MM	364579	2300660	75619	1543813
720918 IN COIL I/S C-ROL TH > 0.5 MM	241149	1734297	155246	2578793
720925 NOT IN COIL I/S C-ROL TH 3MM/>	3490	14186		26796
720926 NOT IN COIL I/S C-ROL TH>1M<3M	65175	616831	22677	964735
720927 C-ROL I/S TH 0.5 MM TO 1MM	166400	1607169	119484	1750288
720928 NOT IN COIL I/S C-ROL TH<0.5MM	11659	56412	7864	79167
720990 OTH FLT ROL PROD I/S WD>600MM	58141	768035	168509	1844582
721011 I/STL PLAT/COAT TIN TH-0.5MM/>		17096	2997	14309
721012 I/STL PLAT/COAT TIN<0.5MM	290252	2284199	57523	2018365
721020 IR/STL PLAT/COAT WITH LEAD		116		1712
721030 ELECTROLYTICALLY PLAT/COAT ZIN	334007	2789831	237491	2419135
721041 COR F-R PROD I/S ZINC COAT600		72227	24800	160809
721049 OTH F-R PROD I/S COAT ZINC>600	1793847	16056752	1268452	14601162
721050 F-ROL I/ST COAT CHROMIUM OXIDE	81650	927632	86873	1160357
721061 I/S PL/COT ALUMINIUM ZINC ALLY	26674	497729	35904	664901
721069 OTH F-ROL PROD I/S PL/COT ALUM		32		
721070 FR I/S PAINT/VARN, COATED PLAS	164512	2057982	230522	2306269
721090 OTH F-ROL PRD I/NA-ST CLD,COAT	16675	277381	84255	603693
721114 OTH F-ROLL I/S WD<600MMTH>4.75	8217	165282	5307	183364
721119 OTH F-ROLL I/S WD <600MM-CR	11339	136586	19192	182445
721123 F.ROL I/ST CR WT<0.25% CARBON	12453	40349	30608	104379
721129 OTH F-ROL PROD C/ROL WD<600MM	24975	118229	2133	172479
721190 OTH F-ROL PROD I/STL WD<600MM	56224	540221	28416	625553
721210 F-ROL PROD I/NA STL PLATE/COAT		56897	6081	28964
721220 I/S ELECTROLYTCAL PL/CT W/ZINC	4092	177045	37088	171418
721230 I/STEEL OTH WISE PL/CT W/ZINC	3491	102269	15850	100218
721240 I/STEEL PAIN/VABNI/COT W/PLAST	63	24638	1143	16382
721250 I/STEEL OTHWISE PLATED/COATED		72261	7905	44599
721260 CLAD,FLAT ROLLED PRODUCT I/STL		286		273
721310 BARS/RODS HOT/ROL I/S,CON RIBS	7292	133851	4233	166145
721320 BARS/RODS HOT/ROL FREE-CUT STL		1785		141
721391 OTH CIRCULAR C/SEC <14 MM DIA	429368	2060825	178820	2254600
721399 OTH BAR/ROD H-ROL IRR-WND-COIL	125979	478084	8350	258286
721410 BAR/RODS IRON NA STEEL FORGED	462	82091	26321	191107
721420 BAR/ROD I/S CON RIBS GROOVES	527	435638	873	195139
721430 OTH BAR/RODS OT/THAN HEAD72.13	1504	16754	1786	3042
721491 OTH BAR/ROD I/S RETANGULAR C/S		633		963
721499 OTH BAR/ROD I/S O/THN H-72.13	227791	1050350	470034	2060252

Contd.

10.11 Imports by Economic Categories (Detail)

(In Thousand Rupees)

ITEMS	JUNE, 2014	FROM JUL-2013	JUNE, 2013	FROM JUL-2012
721510 BARS/RODS FREE CUT STEEL COLD	10146	51883	2138	89172
721550 OTH BAR,ROD COLD-FORMED OF I/S	2165	29823	1254	30899
721590 OTH BAR/RODS,OTH NONALLOY STEL	5735	34468	31669	91417
721610 U,I,H SECTIONS H-ROL HIGH<80MM	264	13182	937	1933
721621 L SEC H/ROL HT<80 MM 1/NA STEL	450	8585	2269	8507
721622 T SEC H/ROL HT<80 MM 1/NA STEL		3022		3538
721631 U,I OR H SEC H-ROL HT 80M 1/ST	23551	131919	5371	212013
721632 I SECTION	24799	171259	1404	250468
721633 H SECTION	35927	320577	47474	508062
721640 L&T SEC H-ROL HT 80MM OR MORE	245	13218	419	46443
721650 OTH ANGLE/SHAPE SEC HOT H/ROL	72	72		35790
721661 ANGLE/SHAPE SEC COLD/ROLL		4585		8985
721669 OTH ANGLE/SHAPE SEC I/S C-ROLL		28599	22248	40903
721691 OTH C/FORM I/ST FLAT ROL PROD		4917		31127
721699 OTH ANGLE/SHAPE SEC IRON/STEEL	940	67787		22027
721710 WIRE OF I/S NOT PLATED/COATED	29078	184910	7793	184231
721720 WIRE OF I/S PLATED/COAT W/ZINC	8846	115788	32990	129771
721730 WIRE I/S PLATED/COAT W/O B-MTL	52207	825948	69652	641505
721899 OTH SEMI-FINISHED PRO ST/STEEL		280	70	7949
721911 F/ROL PROD ST/STEEL HR TH>10MM		3266		23019
721912 COILS ST/STEL-HR TH>4.75-10MM		18923		10058
721913 COILS ST/STEL-HR TH>3MM-4.75MM	1564	5297		15937
721914 COILS ST/STEL-HR TH>3MM	6241	89548		39937
721921 COILS ST/STEL-HR TH>10MM	2391	33722	266	11958
721922 COILS ST/STEL-HR TH>4.75-10MM		61401	19454	177927
721923 COILS ST/STEL-HR TH>3MM<4.75MM		39520	4733	152429
721924 COILS ST/STEL-HR TH>3MM		73584		68739
721931 COILS ST/STEL-CR-TH >4.75 MM	23874	61868		66250
721932 COILS ST/STEL-CR-TH>3MM-4.75MM	6664	86226	7165	79300
721933 COILS ST/STEL-CR-TH >1MM <3MM	18092	362860	16459	174721
721934 COILS ST/STEL-CR-TH>0.5MM<1MM	62811	658196	55518	524822
721935 COILS ST/STEL-CR-TH >0.5MM	121855	1626597	103122	1003837
721990 OTH F/ROL PROD ST/ST WD>600 MM	391366	5601122	472375	5871734
722011 F-ROL ST/STEEL H-ROL TH>4.75MM		1664	775	18732
722012 F-ROL ST/STEEL H-ROL TH<4.75MM	716	24177	3270	11908
722020 COILS ST/STEEL H.ROLLTH <600MM	87803	647039	43867	630467
722090 OTH F/ROL PROD,ST/ST WD <600MM	25994	131455	10154	104952
722100 BAR/RODS H/ROL IN COIL ST/STEL	2001	3560	818	16522
722211 BAR/ROD ST/ST NFW H/ROL CC/SEC	9417	189507	13194	166801
722219 OTH BAR/ROD ST/ST NFW HOT/DRWN	1739	21576		14763
722220 BAR/ROD ST/ST NFW C/FOR,C/FIN	6093	59156	8111	85856
722230 OTH BAR/ROD OF STAINLESS STEEL	28149	145891	1900	141526
722240 ANGLE/SHAPES&SECTION ST/STEEL	603	16956		15452
722490 OTH SEMI-FIN PROD OTH A/STEEL	260392	260866		5693
722511 GRAIN-ORIENTED SIL-ELEC-STEEL	192302	867053	83795	1726055
722519 OTH F/ROL PROD SIL-ELEC-STEEL	344239	2724262	253598	2760011
722530 OTH NFW HOT/ROLLED IN COILS	2289870	6824684	1070147	1406625
722540 OTH NFW HOT/ROLLED NOT IN COIL	64923	684778	127977	256152
722550 OTH ALLOY STEEL NOT WORK(RDUC)	89541	377346	5206	88876
722591 OTH F/ROL PROD ELEC ZINC PLATE	5403	5403		
722592 FLATROLLED PROD O/W ZINC PLATE	406	1699		
722599 OTH F/ROL PROD OTH ALLOY STEEL	593677	2980038	229063	2318895

Contd.

10.11 Imports by Economic Categories (Detail)

(In Thousand Rupees)

ITEMS	JUNE, 2014	FROM JUL-2013	JUNE, 2013	FROM JUL-2012
722611 GRAIN-ORIENTED SILICON ELEC ST	3296	128022		477725
722619 OTH FLAT ROLL/PROD SILICON E/S	4195	4195	9480	24134
722691 OTH FLATROL PROD NETWORK HOT/R	207	1792	1376	11685
722692 OTH F/ROLL PROD NETWORK COLD/R	15182	184343	11235	100452
722699 OTH F/ROL PROD OTH ALLOY STEEL	1010	29295	251	27398
722720 BAR/ROD OF SILICO-MAG STEEL	842	842		
722790 OTH BAR/ROD H/ROLL W/COIL A/ST	348139	2543970	288082	2327770
722810 BAR/RODS OF HIGH SPEED STEEL	363	18998		1403
722820 BAR/RODS OF SILICO-MAG STEEL		5365	421	6541
722830 OTH BAR/ROD HOT ROLLED	98352	496185	43710	843910
722840 OTH BAR/ROD NOWORK FORGED	6372	41019	4810	39776
722850 OTH BAR/ROD NOWORK C/FOR,C/F		7363		5463
722860 OTH BAR/ROD ALLOY STEEL NES	5709	88158	11553	68062
722870 ANGLES, SHAPES AND SECTIONS		11962	14560	30600
722880 HOLLOW DRILL BARS AND RODS		13256	985	6370
722920 WIRE OTH ALLOY STEEL SILICOMANG	160	41808	10598	68938
722990 OTH,WIRE OF OTHER ALLOY STEEL	23523	188263	11767	138996
730110 SHEET PILING IRON AND STEEL	46868	624856		397309
730120 ANGLE SHAPES & SECTIONS OF I/S		5882		3620
730210 RAILS OF IRON AND STEEL		17574		1945996
730230 SWITCH BLADE, CROSS-FROG P/ROD				32040
730240 FISH-PLATES AND SOLE PLATES		1547		3514
730290 OTHER MATERIALS JOINTING RAILS	9287	54477	61	21631
730300 TUBE/PIPE,HOLLOW PROFILE C/IRON	18576	70763	1305	144269
730411 L.P FOR OIL&GAS S-STL SEAMLESS	230	91525	1075	57492
730419 OTH LINE PIPE I/S FOR OIL&GAS	203698	814273	269340	2477787
730422 DRILL PIPE S-STL DRILL OIL/GAS		57669		22898
730423 OTH DRILL PIPE I/S FOR OIL&GAS	406785	4136872	645274	5394160
730424 OTHER PIPE OF STAINLESS STEEL	417	28554	268443	416365
730429 OTH CASING,TUBING I/S-OIL/GAS	376378	5159976	275074	5764008
730431 O- COLD-ROLLRD C.C.SEC I/N.A.S	33407	249318	21525	236259
730439 OTH CROSS SECTION OF N.A-STEEL	674775	2689846	372062	2409582
730441 COLD ROLD CR-SEC OF STAIN-STL	10645	292317	69927	214327
730449 OTH CROSS SECTION OF STAIN-STL	42605	537866	60213	545557
730451 O-C.C.SEC COLD ROL(ALLOY-STL)		25998		1062
730459 O-CIR CROSS SEC OF (ALLOY-STL)	1845	135014		109877
730490 O-TUBE PIPE/HOLLOW -PRO SEAMLE	310716	1200912	54778	1099094
730511 LINE PIPE USED OIL/GAS WELDED	1307	32565		1448590
730512 OTH LINE PIPE USED OIL GAS WLD		43916		
730519 OTH LINE PIPE USED OIL/GAS P/L		75302	5535	163976
730520 CASING FOR DRILLING,OIL/GAS			6796	60540
730531 OTHER, LONGITUDINALLY WELDED		89534		7092
730539 OTHER, WELDED TUBES AND PIPES		49676	7412	169959
730590 OTHER, TUBES AND PIPES		14180		96319
730611 L.P-WELDED OF STA-STL(OIL/GAS)	1002	8525		8503
730619 OTH-LINE PIPE O/G PIPELINE I/S		314343	382683	634970
730621 CAS/TUB WELDED LINE PIPE STA-S		1703		314
730629 O-CASING/TUB LINE PIPE O/G I/S	464	42147	920	22285
730630 COPPER COAT MILD STL TUB-8.5MM	162928	622797	85349	598623
730640 O-WELDED C.C.SEC OF STAIN-STL	202589	1321229	106471	1112331
730650 O-WELDED C.C.SEC NON ALLOY-STL	23624	364871	25797	288409
730661 O-TUBE,PIPE WELD SQUARE C-SEC	11849	165021	3014	63148

Contd.

10.11 Imports by Economic Categories (Detail)

(In Thousand Rupees)

ITEMS	JUNE, 2014	FROM JUL-2013	JUNE, 2013	FROM JUL-2012
730669 TUBE/PIPE WELD OF OTH C.C-SEC		791		858
730690 OTH TUBE PIPE HW-PROFILR I/STL	5184	255545	26496	189725
730711 CAST FIT N-MALLEABLE CAST-IRON	6195	53323	2750	33628
730719 OTHER, CAST FITTINGS	56493	494927	48889	421966
730721 FLANGES, OF STAINLESS STEEL	8450	80625	82745	159566
730722 THREADED ELBO,BEND,SLV S/STEEL	2040	205884	26544	82588
730723 BUTT WELDING FITTING STAINSTEL	10263	54051	3585	55359
730729 OTH TUBE,PIP FITTING STAINSTEL	17046	548309	20209	393261
730791 FLANGE AIR-P AGRI-TRACTOR<=80H	20694	357058	70767	374535
730792 THREAD ELBO,BEND/SLV IRN/STEEL	14847	230271	1292	101334
730793 BUTT WLEDING FITTING IRON/STEL	21952	179733	58304	292354
730799 OTH TUBE,PIP FIT IRN/STEL NEC	298333	2854449	341369	2915799
730810 BRIDGES AND BRIDGE-SECTIONS		823763	19087	337770
730820 TOWERS AND LATTICE MASTS	29367	784750	41404	1298678
730830 DOR,WIN/FRAMES,TH-HOLD,FORDORS	27815	227378	3562	76154
730840 EQUIP SC-FOLD SHUT PROP PITPRO	6746	165718	4834	129509
731100 CONT COMPRESSED/LIQUID GAS IR/S	3447	807347	18292	470720
731210 STANDARD WIRE ROPES AND CABLES	83636	613942	38778	685777
731290 OTH WIRE,ROPE,CABLE,SLINGS I/S	4458	260812	19977	483652
731300 BRABED WIRE OF I/S TNIS HOOP	3645	36654	3071	30791
731412 ENDLESS BAND MACH STEL W-CLOTH	77	7972	1330	9335
731414 OTH WOVEN CLOTH OF STAIN STEEL	747	46582		30631
731419 STEEL CORD FABRIC LIN MNF TYRE	3437	52656	386	37459
731420 GRIL NET FENC W/LD D=3MM MS100	1285	11098	65	30184
731431 OTH GRL NEW FENC/WLED COTD ZNC				677
731439 OTH GRL NET FENCING AT INTSEC	84139	87147	589	32925
731441 OTH CLO GRL NET FENC PL/COT ZN	15311	131162	11992	91235
731442 OTH CLO GRL NET FENC PL/COT PL	1894	21181	585	16020
731449 OTH CLO GRL NET /FENFING	23264	143686	13542	109670
731450 EXPANDED METAL OF IRON OR STEL		1120		64973
731511 ARTICULATED LINK ROLLER CHAIN	51913	570167	36724	368161
731512 OTHER CHAIN, ARTICULATED LINK	9605	206344	16643	197416
731519 PARTS, ARTICULATED LINK CHAIN	2741	22100	1086	8564
731520 SKID CHAIN	113	138		1406
731581 STUD LINK	325	11966	1330	8489
731582 OTHER, WELDED LINK	144	24484	1594	16890
731589 OTHER CHAIN,	12157	55053	821	49850
731590 OTHER PARTS OF CHAIN	2186	16440	65	14545
731600 ANCHORS,GARPNELS PARTS IRON/ST	2237	62111	1203	20432
731700 NAILS,TAKES,DRAWING PINS IR/ST	20537	243140	17026	192520
731811 COACH SCREW I/S THREADED	1117	4325	448	6442
731812 OTH WOOD SCREW I/S THREADED	1742	19966	1081	6430
731813 SCREW HOOKS,SCREW RING RVT I/S	557	3386	340	3817
731814 SELF-TAPPING SCEWS, THREADED	7449	137506	7199	98223
731815 OTH SCREW,BOTLS W/N NUT/WASHER	104041	1367951	91672	1178119
731816 NUTS, THREADED OF IRON/STEEL	36938	376143	34409	296913
731819 OTH BOLT,NUT,WASHER,RVT I/S TH	17047	213623	28600	209085
731821 SPRING WASHER LOCK WASHER N-TH	2311	71198	7176	52388
731822 OTHER WASHERS. NON-THREADED	15443	122479	9246	96609
731823 RIVETS, NON-THREADED	50563	578181	45394	607159
731824 COTTERS/PINS NON THREADED I/S	249	8948	188	7282
731990 OTH KNITTING NEDLS,CRO HOOKS	5079	75977	5050	60657

Contd.

10.11 Imports by Economic Categories (Detail)

(In Thousand Rupees)

ITEMS	JUNE, 2014	FROM JUL-2013	JUNE, 2013	FROM JUL-2012
732010 LEAF-SPRINGS&LEAVES THEREFOR	4543	94510	17010	72165
732020 HELICAL SPRINGS	7621	25282	1457	11201
732190 PARTS OF I/S,COOK APPLI&PLAT-W	1246	70876	377	24452
732211 RADIATORS/PARTS CAST IRON E-EL	531	4934		155
732219 OTH RADIATOR AND PARTS THEREOF	2862	33409	127	40237
732490 OTHER, INCLUDING PARTS	13386	71649	3512	44464
732510 OTH CAST ARTI I/S N-MEL C-IRON		49038		105
732591 GRINDING BALLS SIMI ARTI MILLS		279475	33177	68754
732619 OTH ATI FORGED/STAMPED N-WORK	44377	605578	39185	566657
732620 ARTICLES OF IRON OR STEEL WIRE	2432	34391	2266	35273
740500 MASTER ALLOYS OF COPPER.	203	2667		3197
740610 COPER-POW OF NON-LAMELLAR STRU	2607	25787	2159	17016
740620 COPER-LAMELLAR STRUCTURE FLAKE	8602	108068	9415	98416
740710 BAR,RODS OF REFIND COPPER	173103	2519494	97631	1070360
740721 COPPER BAR,ROD PROFIL ZINC BAS	884	494519	91087	567854
740729 OTH BAR,ROD,PROFIL COPP ALLOYS	5876	71289	4225	91428
740811 WIRE REF COPP MAX CR-SEC DI>6M	6	116531		47384
740819 OTHER, WIRE OF REFINED COPPER	10380	144225	5197	150446
740821 WIRE OF COPPER ALLOY ZINC BASE	2289	50005	7858	53506
740822 WIRE OF COPPER ALLOY NICK BASE		5821	980	6462
740829 OTH WIRE OF COPPER ALLOYS ETC	10	3517	436	4071
740911 PLAT,SHEET,STRIP REF COPP COIL		209083	2050	133811
740919 OTH PLAT SHEET&STRIP REF COPP	200	8603	583	10764
740921 PL,SH&STRIP COPP ZINC BAS COIL	18233	154563	11757	137750
740929 OTH PL/SH/STRI COPP ZINC BAS	7472	33475	7989	14571
740931 PL/SH/STRIP COPP TIN BAS COILS		3997		2138
740939 OTH PL/SH/STRIP COPP TIN BAS-C	193	1948		1483
740940 PL/SH/STRIP COPP NICKLE BASE		1502		2219
740990 PL/SH/STRIP OTH COPP ALLOYS NS		289		934
741011 FOIL REFINED COPP NOT BACKED	71404	641981	84636	761298
741012 FOIL OF COPP ALLOYS,NOT BACKED	89890	562318	53817	700849
741021 FOIL OF REFINED COPPER,BACKED	11261	82537	6889	90233
741022 FOIL OF COPPER ALLOYS,BACKED		5497		3746
741110 TUBE & PIPE OF REFINED COPPER	250254	1907735	115298	1537249
741121 TUB&PIPE COPP ZINC BAS ALLOYS	2123	18200	1964	56469
741122 TUB&PIPE COPP NICKLE BAS ALLY	1186	1574		2191
741129 OTH TUBE&PIPE OF OTH COPP ALLY	6088	22690	240	15665
741210 COPP TUBE/PIPE FIT REF COPPER	21106	25828	1479	8167
741220 COPP TUBE/PIPE FIT COPP ALLOYS	8050	62968	4386	50142
741300 STANDARD WIRE,CABL PL-BAND-NEI	15321	158556	9989	93211
741510 NAIL,TACK,DRW-PIN,STAPL,S-ARTI		4969	6	3579
741521 WASHERS/INCL SPRING WASH N-THR	225	2281	67	590
741529 OTH NOT THREADED ARTI COPPER	122	11000	6	8886
741533 OTH THRD SCREW,BOLT,NUT COPPER	572	3402	252	6624
750400 NICKEL POWDERS AND FLAKES.	1498	21196	85	16406
750511 BAR,ROD,PROFILE NICKLE N-ALLOY		344		
750512 BAR,ROD,PROFILE NICKLE ALLOYED		2461		4171
750521 WIRE OF NICKEL, NOT ALLOYED	991	5934		1156
750522 WIRE OF NICKEL, ALLOYED		24326	652	42908
750610 PLAT,SHET,STRIP,FOIL NICK N-AL	880	65631		65169
750620 PLAT,SHET,STRIP FOIL NICK ALOY		17440		11295
750711 TUBE&PIPE OF NICKEL NOT ALLOYD				1

Contd.

10.11 Imports by Economic Categories (Detail)

(In Thousand Rupees)

ITEMS	JUNE, 2014	FROM JUL-2013	JUNE, 2013	FROM JUL-2012
750712 TUBE & PIPE OF NICKEL ALLOYED	7576	52212		93651
760200 ALUMINIUM WASTE AND SCRAP.	501364	4659943	443510	4275590
760310 POWDER OF NON-LAMELLAR STRUCTU	2214	15779	124	16532
760320 POWDER OF LAMELLAR STRU FLAKES	177	35600	947	27364
760410 BAR ROD PROFILE ALUM NOT ALLOY	7225	79699	1781	61708
760421 HOLLOW PROFILES OF ALUM ALLOYD	3394	22075	731	5206
760429 OTH BAR,ROD&PROFIL ALUM ALLOYD	7736	61080	6083	44004
760511 ALMU WIRE N-ALLOY MAX DIA>6MM	10168	135660	13979	93454
760519 OTH ALUMINIUM WIRE NOT ALLOYED	1138	72902	2736	82770
760521 ALUM WIR ALLOY MAX CRS DIA>7MM	73	26123		3426
760529 OTH ALUMINUM WIRE, ALLOYED	1677	48307	5761	44891
760611 RECTANGLE&SQUARE ALUM NOT ALLY	21777	561374	37965	446650
760612 RECTANGULAR/SQ ALUM MOTALLOYED	90797	944126	66125	880938
760691 OTH PL,SHET,STRL ALUM NOT ALOY	11328	53770	964	57356
760692 OTH PL,SHET&STRIP ALUM ALLOYED	30771	280036	50192	228516
760711 ALUM FOIL ROLLED N-WORK/BACKED	302895	2627300	197876	2150717
760719 OTH ALUMINIUM FOIL NOT BACKED	197501	1464347	112793	1317473
760720 ALUMINUM FOIL, BACKED	183587	1591436	150414	1508205
760810 TUBE, PIPE OF ALUM NOT ALLOYED	130	5823	753	15451
760820 TUBE, PIPE OF ALUM ALLOYED	4492	139272	9683	131527
760900 ALUM TUBE,PIPE FIT(COUP/ELBOW)	8142	30361	2699	19646
761010 DOORS,WINDOW, FRAMS, THRESHOLDS	3423	37827	229	35520
761300 ALUM CONT FOR COMP/LIQUE GAS	131	82244	2155	31904
761410 STAND WIR,CABL PL,ALU S-CORE		718321		179382
780200 LEAD WASTE AND SCRAP.		13762		12641
780419 OTHER , LEAD PLATES		8365		23345
790200 ZINC WASTE AND SCRAP.		70		
790310 ZINC DUST(BLUE POWDER)		26997	562	5903
790390 OTHER ;ZINC POWDER AND FLAKES		1867		115
790400 ZINC BARS,RODS,PLROFILE&WIRE	11839	46108	4140	43133
800200 TIN WASTE AND SCRAP.		79	57	57
811300 CERMETS&ARTICLE INCL WAS/SCRP				627
820110 SPADES AND SHOVELS	2374	8667	2408	4515
820130 MATTOCKS, PICKS, HOES & RAKES		599	250	283
820140 AXES,BILLS HOOKS&SIMI HEW TOOL	69	761	21	374
820150 SECATEURS&ONE-HAND PRUNERS SHR	184	184		462
820160 HEDGE SHEARS, TWO-HAND PURNING	56	225	21	1026
820190 OTH HAND TOOL AGRICUL,HORTICUL	151	10765	175	5508
820210 HAND SAWS	3270	38977	2499	26685
820220 BAND SAW BLADES	370	11861	409	9090
820231 CIRCULAR SAW BLADE WITH STEEL	8658	47512	3604	29159
820239 OTH CIRCULAR SAW BLADE,O/MATER	4656	32195	1704	19898
820240 CHAIN SAW BLADES	323	9735	329	9635
820291 STRAIGHT SAW BLADES,WORK METAL	3361	11754	97	5068
820299 OTHER SAW BLADES	8491	96836	7721	59372
820310 FILES, RASPS & SIMILAR TOOLS	13626	128977	2063	100189
820320 PILERS,PINCERS,TWEESZERS S-TOL	13781	135016	13596	96272
820330 METAL CUTTING SHEARS&SIM TOOLS	2745	18046	1041	36766
820340 PIPE CUTTERS BOLD CROPPERS,ETC	11947	36893	1482	15598
820411 NON-ADJUS H-OPER SPANER,WRENCH	25887	246965	16774	155619
820412 ADJUSTABLE H-OPER SPANER,WRENC	19565	195826	13734	123285
820420 INTERCHAGEABLE SPANNER SOCKETS	4508	35287	7389	50077

Contd.

10.11 Imports by Economic Categories (Detail)

(In Thousand Rupees)

ITEMS	JUNE, 2014	FROM JUL-2013	JUNE, 2013	FROM JUL-2012
820510 DRILLING,THREADING TAPPING TOL	608	16267	790	14668
820520 HAMMERS AND SLEDGE HAMMERS	2857	39192	2289	24576
820530 PLANES,CHISELS,GOUGE WOOD WORK	283	4151	645	3982
820540 SCREW DRIVERS	16469	83056	8695	59526
820551 OTHER HAND TOOLS H-HOLD N.E.S.	1026	8446	1442	7252
820559 OTH HAND TOOL(GLAZZIER DIMOND)	26905	302953	12470	210173
820560 BLOW LAMPS		173	70	89
820570 VICES, CLAMPS AND THE LIKE	1369	17532	3419	18533
820590 SETS OF ARTI.TWO/MORE,SUB-HEAD	4216	83833	3094	27351
820600 TOOL TWO/MORE OF H.82.02TO.05	273	30966	371	41603
820713 ROCK DRILLING,EARTH BORING TOL		27524	6004	25605
820719 OTH INC PARTS ROCK DRIL,E-BORI	187239	2250531	122907	2465451
820720 DIES FOR DRAWING/EXTRUD METAL	7777	128250	3595	129628
820730 TOOL FOR PRESS, STAMPING/PUNCH	10622	183122	88633	161506
820740 TOOLS FOR TAPPING OR THREADING	2040	61673	1881	34769
820750 TOOL FOR DRILLING O/T ROCK DRL	18009	318216	7845	487793
820760 TOOLS FOR BORING OR BROACHING	1372	47371	4644	38711
820770 TOOLS FOR MILLING	5360	52349	1020	27875
820780 TOOLS FOR TURNING	8733	47064	1997	45586
820790 OTH INTERCHANGEABLE TOOLS	32736	627234	25351	497443
820810 KNIVS&CUTING BLADE METAL WORK	6417	40170	1600	43029
820820 KNIVS CUTING BLADE WOOD WORK.	103	27737	1274	21188
820830 KNIVS&CUTING BLADE KITCHEN APP	2569	10927	4548	19393
820840 KNIVS&CUTING BLADE AGRI HORT	2337	25255	22	19858
820890 OTH KNIVES CUTING BLADES F/MAC	30005	685395	46207	549070
830260 AUTOMATIC DOOR CLOSERS	2192	53598	7859	56872
831190 OTH WIRE&RODS AGGLOMTR B/METAL	9522	126082	15522	98703
840120 MACH/APPRAT,ISOTOPIC SEPRATION	8	8		
840130 FUEL ELEMENT NON-IRRADIATED				603
840140 PARTS OF NUCLEAR REACTORS	120266	2419375		1052255
840211 WATERTUBE BOIL S/PROD>45T/H	281	755216	16671	4586734
840212 WATERTUBE BOILER S/PROD-45T/H	50614	565477	422	94452
840219 OTH VAPOUR GENERATING BOILERS,	2040	2074843	42845	1402575
840220 SUPER-HEATED WATER BOILERS	18477	47085		
840290 PARTS OFSTEAM/OTH VAPOUR G/BOL	74856	1990098	5851	2062266
840310 BOILERS	3696	33226	603	8771
840390 PARTS CENTRAL HEATING BOILERS	101	165163	14	38372
840410 AUXILIARY PLANT FOR BOILER	177621	430583		846489
840420 CONDENSERS STEAM/VAP POW UNIT	57225	181566	697	78953
840490 PARTS MASHINE H-8404.1000	12966	414871	368	868088
840510 PRODUCER WATER GAS GENERATORS	44655	1197179	19656	283014
840590 PART PROD GAS WATER GENERATOR	230	38248	674	26660
840681 OTH TURBINE OUTPUT EXCEED 40MW		501970		8861337
840682 O-TURBINE OUTPUT NOT EXC 40MW	77088	1293812	422	1495465
840690 PARTS OF STEAM TURBINES	2405275	7019717	1108141	6224049
840710 AIRCRAFT ENGINES		1606509		2608206
840721 MARINE PROPULSION ENGINES	22848	471173	22032	380324
840729 OT MARINE SPARK-IGN-ROTRY ENG.	1256	2375292		9908
840731 PISTION ENGINE CAPACITY-50CC		762	22	1465
840732 PISTON ENG CAPACITY 50-250CC	24549	402973	35842	291276
840733 PISTON ENG CAPACITY 250-1000CC	5581	66430	11208	48058
840734 PISTON ENG CAPACITY EX1000CC	13032	110580	13566	123447

Contd.

10.11 Imports by Economic Categories (Detail)

(In Thousand Rupees)

ITEMS	JUNE, 2014	FROM JUL-2013	JUNE, 2013	FROM JUL-2012
840790 OTH ENGINES	50040	545360	34421	427784
840810 MARINE PROPULSION ENG-DIESEL	222	14615	1054	588058
840820 ENGINE FOR VEH CHAPTER-87	41204	539768	44859	375502
840890 OTH ENGINES	81411	808179	94433	820291
840910 PARTS FOR AIRCRAFT ENGINES	212	1891		1011
840991 PARTS,SPARK-IGNITON PIST ENGIN	637651	6270468	1129458	8728419
840999 OTH PART,COMPRES-IGN PIST ENG	640683	7232690	538046	5501091
841011 HYD,TURBINE,WATER WHEE-1000KW		340600		90250
841012 HYD,TURBN W/WHEEL-1000-10000KW		416445		996
841013 HYD TURBINE,W/WHEEL>10,000KW		1055979		453732
841090 PARTS, INCLUDING REGULATORS	432	492086	57854	866622
841111 TURBO-JET THRUT NOT EXCED25KN		284758		
841122 TURBO-PROPLER EXCEED 1100KW		5831		
841181 OTH GAS TRBIN NOT EXCD 5,000KW	22461	55535	987	924436
841182 OTH GAS TURBIN EXCE-5,000KW		2993555		871307
841191 PARTS TURBO-JET /PROPELLERS		3901	344	10712
841199 OTH, PARTS OF GAS TURBINES	87259	11357175	551490	4162802
841210 REACTION ENG OTH THAN TURB-JET				359
841221 LINEAR ACTING,HYD ENGINE&MOTOR	1672	28103	3240	28827
841229 OTH, HYDRAULIC POWER ENG&MOTOR	7148	179270	61648	178540
841231 LINERA ACT,PNEUMATIC ENG&MOTOR	2296	29751	1103	45982
841239 OTH, PNEUMATIC ENG & MOTOR	1557	56085	7276	47755
841280 OTH, ENGINES AND MOTOR	2377368	9211619	22	60105
841290 PARTS OF ENGINES AND MOTOR	1723	191843	5357	2774504
841311 PUMPS FOR DISPENSING FUEL/LUB	26001	1011149	39538	453591
841319 O-PUMP FITTED MEASURING DEVICE	58570	620682	322331	745785
841320 HAND PUMP O/THN H-841311,19	361	6086	1256	10993
841330 FUEL LUBRICATING/COOLING PUMPS	658686	2019507	48449	1241688
841340 CONCRETE PUMPS	16615	741371	58	260425
841350 OTH POSITIVE DISPLACEMENT PUMP	7783	164974	18188	467001
841360 OTH ROTARY PIDISPLACEMENT PUMP	102651	326993	3340	147650
841370 OTH CENTRIFUGAL PUMS	282459	2364837	124965	2630667
841381 OTH PUMS LIQUID ELEVATORS	52613	976119	193734	1081287
841382 LIQUID ELEVATORS	1652	166879	57	386895
841391 PART OF PUMPS	135596	1772227	88596	1603632
841392 PARTS OF LIQUID ELEVATORS PUMP	66857	79406	114	784
841410 VACUUM PUMS	10101	180162	6451	158068
841420 HAND/FOOT OPERATED AIR PUMS	3178	32080	4440	21929
841430 COMPRESSOR REFRIGERATOR EQUIP	1974849	13451611	1509235	11751064
841440 AIR COMPRESSORS MOUNTED W/CHAS	17975	183606	4308	435184
841451 FANS TABLE,FLOOR,WALL,WINDOW	303693	1417619	210986	1107207
841459 OTH FANS	34074	557215	8300	404596
841460 HOODS MAX-HORIZONTAL SIDE120CM	12075	146547	10829	106133
841480 OTH GAS COMPRESOR&RECYCL RODS	318759	4307368	2037619	7954698
841490 PARTS AIR/VACUM PUMPS ETC.	144177	1755733	78398	2215962
841510 WINDOW/WALL TYPE AC/SPLIT SYS	220941	2154503	215291	1335067
841520 A.C.MACHINES FOR MOTOR VEHICLE	106	4309	298	1308
841581 A.C.MACH COMP MOTOR DRI FAN	670	221160	13252	154357
841582 O- AC INCOR REFRIGIRATING UNT	13280	343124	1634	210540
841583 OTH A.C. MACH NOT REFRIG UNIT	45959	421292	5216	774526
841590 PARTS OF AIR CONDITION MACHINE	860945	5694783	618696	4075714
841610 FURNACE BURNERS LIQUID FUEL	11	14137		8709

Contd.

10.11 Imports by Economic Categories (Detail)

(In Thousand Rupees)

ITEMS	JUNE, 2014	FROM JUL-2013	JUNE, 2013	FROM JUL-2012
841620 OTH FURNAC BURNER INCL COMBINT	3783	127962	69113	171311
841630 MECHANICAL STOKERS GRATES ETC	77317	510470	17369	35924
841690 PART OF BURNRS OTH ART OF 7412	1596	98847	50609	184834
841710 FURNAC & OVEN F/ROAST/MELTING	15569	259579	3686	448240
841720 BAKERY OVENS INCL BISCUIT OVEN	1041	167212	1377	71695
841780 OTHER FURNANCE AND OVENS INDUS	60058	364932	69705	774140
841790 PART OF INDUSTRIAL LAB FURNACE	8321	216241	9544	106941
841810 COMBINED REFRIG-FREEZE W-DOORS	10346	82174	7632	181018
841821 REFRIGERATORS HOUSEHOLD TYPE	26583	388643	12513	385537
841829 OTH REFRIGERATOR HOUSHOLD TYP	31369	203253	13045	156315
841830 FREEZERS OF CHEST TYPE	305	16190	3041	25751
841840 FREEZERS OF THE UPRIGHT TYPE	2074	312310	244	31487
841850 O-FURNI-STORAGE,DISPLY FRZ EQU	9654	285162	3375	52336
841861 OTH REFRIG FREZ EQPT HEAT PUMP	4415	38294	30	47770
841869 OTH REFRIG FREZ EQUIP HEAT PUMP	202678	2626333	240374	2109304
841891 FURNITURE REFRIG FREEZING EQPT		2596	284	60673
841899 OTH PARTS REFRIGERATING EQUIPT	261471	3428978	254975	3253065
841911 INSTANT GAS WATER HEATERS	926	59514	153	89227
841919 OTH INSTANT STRONGWATER HETER	2080	125254	5050	54993
841920 MEDICAL SURGICAL LAB STERILISE	2847	376156	16358	290458
841931 DRYERS AGRICULTUL PRODUCTS		3148		25451
841932 DRYERS WOOD PAPER PULP P/BOARD		17835		53397
841939 OTHER DRYERS	37199	1546032	25879	327865
841940 DISTILLING RECTIFYING PLANT	1976	816528	428	264822
841950 HEAT EXCHANGE UNITS	12858	666142	73237	1182201
841960 MACHINERY LIQUIFY AIR O/GASES	6654	142164	1458625	2179179
841981 OTH MACH PLANT EQPT HOT/COL FD	1098	180935	2512	84969
841989 OTH MACHINERY PLANT AND EQPT	234566	8308312	52426	5752903
841990 PARTS MACH PLANT LAB EQUIP ETC.	109803	1645643	47850	958115
842010 CALENDERING OTH ROLL MACHINES	6338	59444		66882
842091 CYLINDER(FOR CALENDERING MACH)	338	17297	201	14546
842099 OTH PART OF CALENDER MACHINE	300	23156	2111	48766
842111 CREAM SEPARATORS	392	8254		108
842112 CLOTHES-DRYERS		3791	1272	4170
842119 OTH CENTRIFUGES INCLUDING DRYR	29714	970938	35914	712314
842121 FILTERING PURIFY MACH&APARATUS	221740	3650050	327668	3739761
842122 FILTERING MACH FOR BEVERAGES		21656	773	105590
842123 OIL&PETROL-FILTER INT.COMBSN	30906	292013	29794	339487
842129 OTH FILTER MACHS APPARATUS NES	85247	781500	52044	499623
842131 INTAKE AIR FILTER COMBTION ENG	39574	534642	24471	1339585
842139 OTH FILTERING PURIFY MACH/APPA	301733	2564387	109209	1615368
842191 PARTS CENTRIFUGES INCL DRYER	55074	662010	50008	638385
842199 PARTS OF FILTERING PURIFY MACH	12253	437664	43793	594865
842211 DISH WASHING MACHINE HOUSEHOLD	470	10990	144	7757
842219 OTHER DISH WASHING MACHINE	253	11076	27	23579
842220 MACH CLEANING/DRYING BOTTLE	73	56195	4667	52400
842230 MACH FILLING/CLOSING BOTTLES	260171	6607480	319553	3835964
842240 OTH PACKING WRAPPING MACHINE	29889	2416041	51733	1812496
842290 PARTS MACH FIL/CLEAN WRAP PACK	87202	1695247	89857	1360811
842310 PERSONAL WEIGHING MACHINES	4679	33410	812	66968
842320 SCALES FOR CONT WEIGHING GOODS	2311	3559	20	6255
842330 CONSTANT WEIGHT SCALES/HOPER		48346	275	78135

Contd.

10.11 Imports by Economic Categories (Detail)

(In Thousand Rupees)

ITEMS	JUNE, 2014	FROM JUL-2013	JUNE, 2013	FROM JUL-2012
842381 OTH WEIGHT MACHINERY-30KG	3755	27756	1031	13573
842382 OTH WEIGHT MACH CAP-30-5000KG	24512	181122	3558	46351
842389 OTH WEIGHING MACHINERY	5183	202071	1515	395707
842390 WEIGHT MACH WTS ALL KINDS&PART	2474	140765	5006	83548
842410 FIRE EXTINGUISHERS W/N CHARGED	9247	159902	42309	194093
842420 SPRAY GUNS&SIMILAR APPLIANCES	7118	154992	13254	138579
842430 STEAM,SAND BLAST,JET PROJ MACH	673	73472	6889	48953
842481 AGRICULTURAL OR HORTICULTURAL	20076	247724	19409	186072
842489 OTH APPL PROJ/DISPERS/SPRY LQD	20629	473706	605	230216
842490 PART MECH APPLIANCE SPRAY ETC.	14552	490643	25560	357632
842511 PULLEY TACKLE HOISTS POWER	7792	81383	4764	135053
842519 O-PULLY/HOISTS/WINCH/CAPSTANS	21667	270801	3561	90579
842531 WINCH CAPSTAN POWER E/MOT	67	24810	2999	37024
842539 WINCHES CAPSTAN	11312	66288	325	28171
842541 JACKS,HOISTS-RAISING VEHICLES	875	4224	194	22058
842542 OTH JACKS AND HOISTS HYDRAULIC	19653	191749	16220	122519
842549 OTH MECHANICAL HANDING EQUIPMT	1809	7319	340	1762
842611 OVERHEAD-TRAVELING CRAN F-SUPO	25547	447131		404839
842612 MOBILE LIFTING FRAME ON TYRES	22863	204511	666	115724
842619 OTH O/HEAD TRAVEL/TRNSPOT CRAN	3634	1671407	826	864065
842620 TOWER CRANES		157285		266490
842630 PORTAL OR PEDESTAL JIB CRANES		18619	5296	5369
842641 O-MACHINERY SELF PROP ON TYRES	68168	86952	9938	191731
842649 OTH MACHINERY SELF PROPELLED	75	708835		292027
842691 O-MACH DESIGED MOUNT ROAD VEH	110	9604		756
842699 OTH MACHINERY NOTSELF PROPELED	2370	78182		469
842710 SELF PROPELL TRUCK WITH EL MOT	33225	330855	15690	212168
842720 OTHER SELF-PROPELLED TRUCKS	70540	835617	41275	640581
842790 OTH WORK TRUCK LIFT/HAND EQUIP	12365	190403	7571	57696
842810 LIFTS AND SKIP HOISTS	117543	910240	47873	656900
842820 PNEUMATIC ELEVATORS&CONVEYORS	1434	99515		103925
842831 ELEVATOR/CONVEYOR,UN/GROND USE	1059	3726		69651
842832 OTH ELEVATOR/CONVEYOR BUKT TYP		22811	3688	17052
842833 OTH ELEVATOR/CONVEYOR BLT TYPE	40232	121597	1233	1284752
842839 OTH CONT ACTELEVATOR,CONVEYOR	105505	496172	31274	502895
842840 ESCALATORS & MOVING WALKWAYS	67909	240249	9118	690758
842860 TELEFERICS CHAIR-LIFT,F/FURNIC	1263	5609	120	3161
842890 OTH MACHINERY LIFT/HANDLE ETC.	50839	404674	35306	314037
842911 TRACK LAYING BULDOZER/ANGLDOZR	88876	366550	3570	360117
842919 BULDOZRS/ANGLEDRO/TRACK LAYING	40930	140329		118811
842920 GRADERS AND LEVELLERS	56382	140423	4076	57568
842930 SCRAPERS			1715	1715
842940 TAMPING MACHINE & ROAD ROLLERS	4457	411236	35744	247038
842951 FRONT-END SHOVEL LOADERS	40302	2159072	946	639184
842952 MACHINERY 360 REVOLVG S/STRUTE		90070		78512
842959 OTH MECHANICAL SHOVALS EXCAVOR	210700	2927166	82220	2218863
843010 PILE-DRIVERS /EXTRACTORS	786	80133		116992
843020 SNOW-PLOUGHS AND BLOWERS		6138		
843031 SELF-PROP COAL ROCK CUTTER		746		
843039 OTH SELFPROP COAL/ ROCK CUTTER	875	62463		4546
843041 OTH BORS SINK MACH SELF-PROPEL	13600	248330		40513
843049 OTH BOR/SINK MACH NOT SELFPROP	141408	10001645	1269141	4653407

Contd.

10.11 Imports by Economic Categories (Detail)

(In Thousand Rupees)

ITEMS	JUNE, 2014	FROM JUL-2013	JUNE, 2013	FROM JUL-2012
843050 OTH MACHINERY SELFPROPELLED		120206		84245
843061 TAMP COMPACT MACH NOT SELFPROP	1126	71401	225	7004
843069 OTH MACHINERY NOTSELF-PROPELED	5762	29372		48160
843110 PARTS MACHINERY HEADING 84.25	432	40463	3075	51166
843120 PARTS MACHINERY HEADING 84.27	7360	109195	5514	71413
843131 PARTS OF LIFT SKIPHOIST&ESCALT	21221	177308	10690	115029
843139 OTH PARTSLIFT/HANDLE/LOAD MACH	95556	1767804	24971	741297
843141 BUCKETS SHOVELS GRABS & GRIPS	707	18764	969	65435
843142 BULDOZER OR ANGLEDOZER BLADES	324	34703	4366	13936
843143 PARTS BOR/SINK MACHINERY	573815	5959608	521436	3932730
843149 PART MACH HEAD 84.26.84.29-30	200807	3178403	166461	2811199
843210 PLOUGHS	2	142	86	4236
843221 DISC HARROWS,SCARIFIERS,CULTI	3178	37091	5466	17509
843229 OTH HAROW SCARIFIER WEDER&HOS	173	9679		4772
843230 SEEDERS PLANERS & TRANSPLANTER	418	10762		9600
843240 MANURE SPREADER&FERTILISER DIS		317		
843280 OTH AGR HERTI, FORESTRY MACHRY	15751	143847	17054	107251
843290 PARTS AGR HERTICULTURAL MACHIN	2580	196500	4575	165370
843311 LAWN MOVER PARKS/SPORTS GROUD	504	5440		3533
843319 OTH MOVER LAWN PARKS SPORTGOOD	201	4741	290	14010
843320 OTH MOWERS INCLUDING CUTER BAR	381	25730		22808
843330 OTH HAYMAKING MACHINERY	1412	25691	381	26916
843340 STRAW BALER INCL PICK-UP BALER	5938	128118	2757	63589
843351 COMBINE HARVESTER-THRESHERS	39124	835321	26042	644270
843352 OTH THRESHING MACHINERY		4439		2195
843353 ROOT/TUBER HARVESTING MACHINES		1238		52
843359 OTH HARVESTING MACHINES	1051	66213	331	37602
843360 MACH CLEAN SORT EGG FRUT AGPRO	192	101008		3201
843390 PARTS MACH CLEAN/SORT EGG ETC	1855	49994	292	38197
843410 MILKING MACHINES	3211	261428	35590	292526
843420 DAIRY MACHINERY	46145	185528		2539693
843490 PART MILKING/DAIRY MACHINERY	4522	78884	4376	112615
843510 MACHINERY (PRESSES,CRUSHES)	1543	33695	36440	433810
843590 PART OF JUICE EXTRACTING MACHI	1917	25858	14164	19240
843610 MACHRY PREP ANIMAL FEED STUFS	17484	235520	28308	241809
843621 POULTRY INCUBATORS & BROODERS	156872	553862	282	467551
843629 OTH POULTRY KEEPING MACHINERY	105625	1080048	220348	1495720
843680 OTH MACHINERY		22284		49053
843691 PARTS POULTRY KEEP MACH BRODER	13443	67322	1634	37745
843699 OTH PART OF AGRI/HORT MACHINER	937	127886	23842	162303
843710 MACH CLEAN SORT GRAD GRAIN/VEG	56515	649529	38444	488051
843780 OTH MACHINERY	19364	694431	23203	223187
843790 PARTS MACHINE USE MILLINDUSTRY	21319	283142	14869	207121
843810 BAKERY MACH MFG MACARONI SPGTI	133178	571012	316924	1141158
843820 MACH MANU CONFECTIONERY COCA	15007	846453	75947	423744
843830 MACHINERY SUGAR MANUFACTURE		67752	196	34656
843840 BREWERY MACHINERY		51		649
843850 MACH PREPARATION MEAT/POULTRY	28167	178435	7811	679032
843860 MACH PREP OF FRUITS/NUTS/VEG.	442	200888	5300	20546
843880 OTHER MACHINERY		489450	39752	228077
843890 PARTS MACH/ND MFG FOOD DRINK	25464	262239	5468	211709
843910 MACHINERY M/PULP FIBROUS MATAL		34108		82657

Contd.

10.11 Imports by Economic Categories (Detail)

(In Thousand Rupees)

ITEMS	JUNE, 2014	FROM JUL-2013	JUNE, 2013	FROM JUL-2012
843920 MACHINERY MAKE PAPER P/BOARD	133416	329668	182968	1263408
843930 MACHINERY FINISH PAPER P/BOARD	1724	120029		173772
843991 PARTS MACHIN PULP FIBROSMATERL	1890	15010	1561	104935
843999 OTH PARTS MACHIN PAPER P/BOARD	22756	277032	38763	249098
844010 BOOK-BIND&BOOK-SEWING MACHIN	4007	66196	68	25415
844090 PARTS BOOK BINDING MACHINERY		1171	98	587
844110 CUTTING MACHINES	38753	591647	13711	182141
844120 MACH MAKE BAGS SACKS/ENVELOP	906	30735		17963
844130 MACHI MAKE CARTONS BOX TUBEETC	13875	39359		100576
844140 MACH MOULDING ARTICLE P/P,PULP	7114	123546	12128	43222
844180 OTH MACH FOR MAKING P&P/BOARD	4185	107198		97838
844190 PART MAC H-8441.1000,8441.4000	4677	97386	17272	185023
844230 PRINTING MACH, APATUS&EQUIPMEN	1940	60340	100	78690
844240 PARTS OF THE FOREGOING MACH	1814	25661	1185	38485
844250 PLATE ,CYLINDER/PRINT COMPONE	4323	110445	2453	94637
844311 OFF SET PRINT MACHIN REELFED	8986	91843	6783	102457
844312 SHEET FED,OFFICE TYPE S-22&36	1200	83878		76181
844313 OTH OFFSET PRINTING MACHINERY	81894	859523	37426	569801
844314 LETTERPRESS PRI-MACH REEL FED		2785	128	1028
844315 LT-PRESS P-MACH O/T R-FED,FLEX	342	6826	5648	7034
844316 FLEXOGRAPHIC PRINTING MACHIN	27406	208425	133266	425728
844317 GRAVURE PRINTING MACHINERY		162657	1820	375433
844319 HOT STAMPING MACHINES	77592	1676880	81930	1273111
844331 MACH PERFORM TWO OR MORE FUNCT	7815	112049	8733	132071
844332 PRINTER CONNECT TO AUTOMA DPM	107939	987983	77684	841869
844339 O-MACH REPRODUC ORIGINAL IMAGE	44322	457172	41185	488232
844391 PART/ACCE PRINTING MACH H-8442	29386	279099	17568	287171
844399 PARTS /ACCE OTH PRINTING MACH	59377	647765	42660	584332
844400 MAC EXTRUD CUT M-MADE TEX-MATE	463	445460	1249	2698494
844511 CARDING MACHINES	183813	4820552	247487	2592937
844512 COMBING MACHINES	2993	191784		93826
844513 DRAWING /ROVING MACHINES	130905	4225160	466892	2059362
844519 OTH MACH TEXTURE FIBRE ETC	144358	3602480	227924	1371900
844520 TEXTING SPINNING MACHINES	482861	7237497	447440	4009993
844530 TEXTILE DOUBLING OR TWIST MACH	42122	530184	84329	256625
844540 TEXTILE WINDING MACHINE	729598	7343318	475236	3332007
844590 OTH MACH, TEXTILE FIBRE	401392	2879872	139566	1314904
844610 WEAVING MACH FAB WD-NOT>30CM	602	35365		16015
844621 POWER LOOM WEAV FAB EXCED 30CM		2604		4307
844629 OTH WEAVING MACHINES(LOOMS)	146396	901099	8583	359414
844630 WEAV MACH FAB >30CM SHUTLES	765136	8091011	376338	3330949
844711 CIRCULAR KNITTING MACHINE	5377	428033	552	740040
844712 CIRCULAR KNIT MACH DIA>165MM	46859	433711	916	239381
844720 FLAT KNIT MACH STITCH-BONDING	19574	203711	28068	196813
844790 OTH MACH GIMPED YARN TULE LACE	428238	4001192	378210	3671730
844811 DOBBIES JACQUARD COPY ETC MACH	20104	110599	6950	158304
844819 OTH AUXILARY MACHIN HD84.44-47	106610	1420782	181548	661356
844820 PARTS&ACCESSORIES MACH H-84.44	4346	287105	8823	133230
844831 CARD CLOTHING	136693	1304962	59630	1059361
844832 PART ACCESORY MACH TEXT FIBRE	1588	79505	2730	47844
844833 SPINDLE SPIND FLYER S/IN RING	82005	1399067	122699	1326729
844839 OTH PARTS&ACCESSORIES 84.45	110509	1974383	146307	1476324

Contd.

10.11 Imports by Economic Categories (Detail)

(In Thousand Rupees)

ITEMS	JUNE, 2014	FROM JUL-2013	JUNE, 2013	FROM JUL-2012
844842 REEDS FOR LOOMS HEALDS&H/FRAM	25929	340665	15578	220110
844849 OTH PART ACCESSORIES WEAV MACH	31856	697168	33137	611613
844851 SINKERS NEEDLES & OTH ARTICLES	33245	448559	29416	405968
844859 PART ACCESSORY MACH HEAD 84.47	24722	506554	53222	444593
844900 MACH MFG FINISH NON WOVENS	128	90499	2016	184843
845011 WASHING MACH FUL-AUTO NOT>10KG	30768	295937	36273	215123
845012 O-MACH BUILT-CENTRIFUGAL DRIER	6198	192958		161817
845019 O-MACH DRY LINE CAPA -NOT>10KG	3406	64216	1320	188041
845020 MACHINE DRY LINE CAP EXCE10KG		56169	14	53168
845090 PARTS FOR H/HOLD WASH MACHINE	35096	231166	8217	139836
845110 DRY-CLEANING MACHINES		7252	276	7534
845121 DRY MACH OF DRYLINEN CAP<10KG		179		278
845129 OTH DRYING MACHINES	47904	317935	31009	221154
845130 IRONING MACHINES & PRESSES	3564	66800	85	50709
845140 WASHING BLEACH DYE MACHINES	316533	1907875	61539	1184536
845150 REELING UNREEL FOLDING ETC MAC	16897	187148	2380	71365
845180 OTH MACHINERY	329333	4999760	314581	2959298
845190 PARTS FOR DRY CLEAN/DYING MACH	27544	321421	21114	260236
845210 SEWING MACHINE HOUSEHOLD TYPE	8912	95099	10987	308395
845221 AUTOMATIC UNITS SEWING MACHINE	75	72979	19306	72860
845229 OTH SWING MACHINES	170401	2071412	119293	1130663
845230 SEWING MACHINE NEEDLES	7155	115486	6467	98546
845290 OTHER PARTS OF SEWING MACHINE	27413	221927	13312	163288
845310 MACH PREP,TANN HIDE,SKIN LEAT	34820	375604	5290	285945
845320 MACH MAKING/REPARING FOOTWEAR	17473	143907	29223	172680
845380 OTH MACH REPAR H-SKINS/LEATHER	3860	64848		57767
845390 PARTS OF MACH TANNING,FOOTWEAR	4669	86642	4172	54113
845410 CONVERTERS	60	6059		6540
845420 INGOT MOULDS & LADLES		20043		15293
845430 CASTING MACHINES	3969	390025	4637	185013
845490 PARTS OF CONVERTERS LADLES ETC	5136	107194	4725	37048
845510 TUBE MILLS		139561		668
845521 HOT/COMBIN HOT&COLD ROLING MIL		108492	39193	124466
845522 COLD, ROLLING MILLS		62582		1562
845530 ROLLS FOR ROLLING MILLS	12709	286097	19930	150279
845590 OTH PARTS METAL ROLLING MILLS	3328	101015	2813	42204
845610 MACH TOOL WORKING BY LSER ETC	1426	34045	869	27187
845620 MACH OPERATED ULTRASONIC PROCE	698	1343		1155
845630 MA-TOOL OPER ELECTRO DISCHARGE		22841	4335	30934
845690 O-MAC TOOL FOR REMOVAL OF MAT	4346	59814	24	36099
845710 MACHING CENT FOR WORKING METAL	11567	212229	32433	199362
845720 UNIT CONSTRUCTION MACH(SINGLE)		1360		1550
845730 MULTI-STATION TRANSFER MACH		129143		133
845811 HORIZONT LATH NUMERICL CONTROL	6297	120469	8492	126266
845819 OTHER, HORIZONTAL LATHES	10462	116145	34378	131692
845891 OTH LATHES NUMERICALLY CONTROL	502	36113		30684
845899 OTH LATHES FOR REMOVING METALS	1163	106877	478	64897
845910 WAY TYPE UNIT HEAD MACHINES	439	2562	5543	7538
845921 OTH DRILL MACH NUMERICAL CONT		5800	3669	21351
845929 OTHER DRILLING MACHINES	8824	143649	7613	152838
845931 OTH BOR/DRIL MACH NUMERI CONTR		4069		8727
845939 OTHER BOARING-MILLING MACHINES	689	4084		17816

Contd.

10.11 Imports by Economic Categories (Detail)

(In Thousand Rupees)

ITEMS	JUNE, 2014	FROM JUL-2013	JUNE, 2013	FROM JUL-2012
845940 OTHER BORING MACHINES	6858	56427	716	88206
845951 MILLING MACH KNEE TYPE N.CONTR		11327		5050
845959 MILL MACH W TRAVERSER =<300MM	5680	26287		32262
845961 OTH MILLING MACH NUMERCAL CONT		14289	986	4289
845969 OTHER MILLING MACHINES	5518	66458	3410	45930
845970 OTH THREAD/TAPPING MACH	1557	40995	10805	51547
846011 F.SURFACE GRIND MACH NUM CONTR		1860		33241
846019 OTH F.SURF GRIND MAC AXIS0.01M	4126	30191	696	131285
846021 OTH GRIND MACH NUMERICAL CONTR		25415		
846029 OTH GRIND MACH AXIS 0.01MM		4364	123	17617
846031 SHARPENING MACH NUMERCAL CONTR		1008		
846039 OTH SHARPENING MACH-TOOL	199	7366	256	6223
846040 HONING OR LAPPING MACHINES		11083		7131
846090 OTHER MACHINE TOOLS	1225	21211	743	53688
846120 SHAPPING OR SLOTTING MACHINES	3660	18395	2386	38664
846130 BROACHING MACHINES		475		1149
846140 GEAR CUTTING,GRIND/FINISH MACH	4542	49909	1587	68504
846150 SAWING OR CUTTING-OFF MACHINES	6830	129569	5969	90150
846190 OTH MACH TOOL FOR METAL WORK	882	25693	826	24599
846210 FORGING/DIE-STAMP MACH&HAMMERS	251	49640	25838	72302
846221 BEND,FOLD,ETC MACH NUM CONTROL	100	468		22639
846229 OTH BENDING,FOLDING MACH	3275	46967	3659	97760
846231 SHEARING MACH NUMERICAL CONTRO		4933	18999	111830
846239 OTH SHEARING MACH	919	82198	440	41215
846241 PUNCH/NOTCH MACH NUM CONTROLLED		2875		
846249 OTH PUNCHING/NOTCHING MACH	13445	56639	4280	77586
846291 HYDRAULIC PRESSES	785	137405	4844	245509
846299 OTH PRESSES FOR WORK METAL	2441	115115	2799	67046
846310 DRAW-BENCH FOR BARS,TUBES WIRE	3520	11695		12930
846320 THREAD ROLLING MACHINES	119	8813		9261
846330 MACHINES FOR WORKING WIRE	833	30182	24493	57467
846390 OTH MACH TOOL WORKING METALS	389	20278	13047	38911
846410 SAWING MACHINES	2589	32272	1558	19513
846420 GRINDING OR POLISHING MACHINES	1626	58174	8728	84908
846490 OTH MACH TOOL WORK STONE/CER/C	2213	90430	6668	65071
846510 MACHINE FOR MECHANIC OPERATION		49987		
846591 SAWING MACHINES	2772	12961	1155	103672
846592 PLANING,MILLING, MOULD MACH		5884	129	10030
846593 GRINDING SANDING POLISHING MAC	151	69737	402	54624
846594 BENDING OR ASSEMBLING MACHINES	3926	8256	315	2826
846595 DRILLING OR MORTICING MACHINES	424	5422	120	376
846596 SPLITING SLICING PARING MACH		16229	259	10622
846599 OTH MACH TOOL FOR WOOD CORKETC	5015	78744	9857	52058
846610 TOOL HOLDER SELF OPEN DIEHEAD	7189	45411	3080	30459
846620 WORK HOLDERS	306	3998	932	10156
846630 DIVIDING HEAD & ATTACH M-TOOL		1235		423
846691 OTH PART FOR MA-TOOL H.84.64		10699	2508	15180
846692 OTH PART FOR MA-TOOL H.84.65	1150	30474	739	26493
846693 PART/ACCES MACH TOOL PLAN ETC	7114	93530	6045	65679
846694 PART/ACCES MACH TOOL FOLD ETC	7258	1203058	292	54991
846711 PNEUMATIC ROTARY TYPE TOOLS	572	6474	620	7707
846719 OTH PNEUMATIC TOOLS FOR WORK	1972	28878	1409	31813

Contd.

10.11 Imports by Economic Categories (Detail)

(In Thousand Rupees)

ITEMS	JUNE, 2014	FROM JUL-2013	JUNE, 2013	FROM JUL-2012
846721 DRILL W ELEC MOTOR OF ALL KIND	11354	97824	8935	80076
846722 SAWS SELF CONTAINED ELE-MOTOR	385	9657	742	7302
846729 OTH TOOL WITH ELECTRIC MOTOR	27714	239382	15085	144261
846781 CHAIN SAWS	366	17848	985	9359
846789 OTH TOOL WORKING IN HAND	7009	32943	2964	38975
846791 PARTS OF CHAIN SAWS	272	6004	196	1927
846792 PARTS OF PNEUMATIC TOOLS	242	17784	643	31183
846799 OTH PART TOOL WOR IN THE HAND	5736	115175	984	36407
846810 HAND HELD BLOW PIPES	191	191		61
846820 OTH GAS-OPERATED MACH APPARATU	4725	17148	1739	13420
846880 OTH MACH FOR SOLDER,BRAZING	154	40328	962	94951
846890 PARTS FOR SOLDERING,BRAZIN MAC	987	40268	3255	36726
846900 TYPEWRITER;WORD PROCESS MACH	1202	2759	70	372
847010 ELEC CALCULATOR,DATA REC MAC	8216	103871	9958	107081
847021 CALC. MACH W PRINT DEVICE		299	105	337
847029 OTH ELECTRO CALCULATING MACHIN	240	372	89	3156
847030 OTHER CALCULATING MACHINES		1377	335	1026
847050 CASH REGISTERS	6422	39092	10058	39590
847090 OTH POSTAGE,TICKET ISSUE MACH	1375	15580	3556	194444
847130 PORTABLE AUTOMATIC DP MACHINE	905523	9294773	650725	11650621
847141 OTH AUTOMATIC DATA PRO MACHINE	22404	520259	13139	416246
847149 OTH PRESENTED IN FORM SYSTEMS	133644	385510	30111	303884
847150 PROCESSI UNIT O/T,H-8471.41,49	341527	2468428	67815	1901806
847160 INPUT,OUTPUT UNIT IN S-HOUSING	128793	704759	51292	715170
847170 STORAGE UNITS	76328	894519	181900	1088547
847180 OTH UNITS OF AUTO DAT PRO MACH	8489	139506	3097	249382
847190 OTH LAN,BRIDGES,HUBS EXCL SWIT	20423	657870	188374	775817
847210 DUPLICATING MACHINES	62	1333	67	651
847230 SORTING/FOLDING/AFFIXING MACH		1812		281
847290 OTHER, OFFICE MACHINES	15574	1280676	205380	1090941
847310 PARTS/ACCESS OF MACH H-84.69		963	69	93
847321 PART CALC MACH H-8470.10.21.29		510		913
847329 OTH PARTS OF MACH H-84.70	7747	35647	969	25424
847330 PARTS/ACCESS OF MACHINE 84.71	75742	1223124	96490	1283352
847340 PARTS/ACCESS MACHINE HEAD84.72	1973	177997	6684	125626
847350 PARTS/ACCESS MAC HD84.69-84.72	318	4233	160	7509
847410 SORTING/SCREENING/WASHING MACH	64311	240998	28112	94870
847420 CRUSHING OR GRINDING MACHINES	82478	1576178		710707
847431 CONCRETE OR MORTAR MIXERS	21742	472464	31454	432068
847432 MACH FOR MIXING MINERAL&BITUME	19907	434308	2540	8736
847439 OTH MACH FOR MIXING MINERALS	1135	117768	2529	88521
847480 OTHER MACHINERY	177342	293133	14609	326609
847490 PART OF SORTING,SCREENING MACH	118000	1379607	48305	788500
847510 MACH FOR MAKING ELEC LAMP/TUBE		575	11	3107
847521 MACH FOR MAKING OPTICAL FIBRE				157
847529 OTH GLASS WORKING MACHINES	7209	442239		639240
847590 PARTS OF MACHINES H-NO.84.75	9506	138573	2581	120466
847621 BEVERAGE/VENDING MA W REFRIG	53	53		5621
847629 OTH,AUTOMA BEVERG-VENDING MACH		1769		4617
847681 OTH MACH HEATING/REFRIG,DEVICE		625	1201	1201
847689 OTH MACH INCL MONEY CHANG MACH		2640	337	1766
847690 PARTS OF MACH HEADING 84.76		276	890	2187

Contd.

10.11 Imports by Economic Categories (Detail)

(In Thousand Rupees)

ITEMS	JUNE, 2014	FROM JUL-2013	JUNE, 2013	FROM JUL-2012
847710 INJECTION-MOULDING MACHINES	69803	3040552	191461	1755732
847720 EXTRUDERS	28518	385189	24046	615884
847730 BLOW MOULDING MACHINES	229467	994710	78827	684981
847740 VACCUM MOLDING/THERMOFORM MACH	3231	121698	119	149029
847751 MACH MOULD PNEUMATIC TYRE,TUBE	43338	207170		285045
847759 OTH MACH FOR MOLDING/FORMING	6334	93206	31149	150256
847780 OTH MACH FOR WORKING RUB/PLAST	74034	1556265	417778	2589878
847790 PARTS OF MACH,WORKING RUB/PLAS	33582	769219	59806	662246
847810 MACH FOR REPARING TOBACCO	149295	1141014	10612	280607
847890 PARTS OF MACHINES OF H-84.78	59597	492056	17483	410297
847910 MACH FOR PUBLIC WORKS,BUILDING	46074	780189	26742	270105
847920 MACH FOR EXTRACT/PREP FATS/OIL		175485		307461
847930 PRESS PARTICAL/FIBRE BOARD ETC	5823	599951	34261	269301
847940 ROPE OR CABLE MAKING MACHINES		65954	2389	10354
847950 INDUSTRIAL ROBOTS(N.E.S.)		12262		76775
847960 EVAPORATIVE AIR COOLERS	39644	281641	14631	372798
847979 OTH PASSENGER BOARDING BRIDGES	305	23481	14	73446
847981 MA FOR TREATING METAL/FLE WIRE	48975	106691	72935	431789
847982 MIX/KNEAD/CRUSH/GRIND ETC MACH	881671	8891251	213095	1651351
847989 OTH APPLI IDIVIL FUNCTIO MACH	417094	3868270	322578	4447072
847990 PART OF MA H- 8479.20.60.82.84	129585	1567082	92836	1813318
848010 MOULDING BOXES FOR MET FOUNDRY	2178	23277	1343	27374
848020 MOULD BASES	4513	34080	5133	65385
848030 MOULDING PATTERNS	18	7004		18043
848041 INJECTION OR COMPRESSION TYPES	8353	49481	1592	19009
848049 OTH, MOULDS FOR METAL/CARBIDES	5515	246073	2329	192038
848050 MOLULDS FOR GLASS	17859	66425	8793	75095
848060 MOULDS FOR MINERAL MATERIALS.	1051	118718	18578	112691
848071 INJECTION OR COMPRESSION TYPES	18959	711375	22616	359802
848079 OTH MOULDS FOR RUBBER/PLASTICS	159911	1962087	111868	991415
848110 PRESSURE-REDUCING VALVES	135584	3757825	95469	2046361
848120 VALVES,OLEOHYD/PNEUMATIC TRANS	204718	579408	2531	79442
848130 CHECK (NONRETURN) VALVES	71955	837991	91098	626579
848140 SAFETY OR RELIEF VALVES	19315	556381	31562	596975
848180 OTH APPLIANCE(TAP,COCKS,VAL)	359634	7473005	633311	5448042
848190 PARTS OF APPLICANCE H-NO.84.81	79947	1159715	69063	782185
848210 BALL BEARINGS.	295914	3393190	249297	3276784
848220 TAPERD ROLLER BEARING INC CONE	54559	711876	57600	655844
848230 SPHERICAL ROLLER BEARINGS	41001	446331	26177	344107
848240 NEEDLE ROLLER BEARINGS	4485	61508	5253	94682
848250 OTH CYCLINRICAL ROLLER BEARING	11494	196791	11736	205612
848280 OTH COMBINED BALL/ROLLER BEAR	101594	462645	20276	590041
848291 BALLS, NEEDLES/ROLLERS PARTS	20690	177175	14659	131150
848299 OTH PARTS OF BALL/ROLLER BEAR	19392	233299	11146	197516
848310 TRANSMISSION/CRANKS/SHAFTS.CAM	174996	4683445	159170	1782081
848320 BEARING HOUSING-BALL/ROLR BEAR	9014	129448	8995	93547
848330 BEARING HOUSING NOT INCOR BEAR	114594	1811796	92038	1548109
848340 GEAR,CHAIN SPOK,GEAR BOXES ETC	119491	1423932	94903	1657787
848350 FLYWHEL/PULEY INCL PULEY BLOCK	6628	115865	9426	188471
848360 CLUTCHES AND SHAFT COUPLING	51919	583299	27426	481135
848390 PARTS OF HEADING 84.83	19803	500177	30717	247402
848410 GASKET&SIMILAR JOINT OF MATALS	47839	794417	64434	797215

Contd.

10.11 Imports by Economic Categories (Detail)

(In Thousand Rupees)

ITEMS	JUNE, 2014	FROM JUL-2013	JUNE, 2013	FROM JUL-2012
848420 MECHANICAL SEALS	52141	443552	17729	334575
848490 OTH GASKET&SIMI JOINT DISSIMIL	59572	2165834	79476	931431
848610 MACH FOR MANUF BOULES / WAFERS		4474		910
848620 MAC FOR MANUF S-COND,I-CIRCUIT	50791	76522		
848630 MACH FOR MANUF FLAT PANEL DISP		5119		7
848640 MACH FOR MANU OF I-CIRCUIT,NES		46726		24956
848690 PARTS&ACCE OF MACH MANU S-COND		590		8090
848710 SHIPS/BOATS,PROPELLERS&BLADES	489	4010	7	660
848790 O-PARTS&ACCE NOT CON ELE-CONN	15299	395177	21481	532307
850110 ELEC MOTOR OUTPUT NOT>37.5.WAT	73918	712247	119584	619134
850120 UNIVERSAL AC/DC MOTOR >37.5 W	17918	137065	159	105074
850131 OTH DC MOTOR/GEN 0-P=750 WATT	14405	156575	17068	171515
850132 O-DC MOTOR/GEN 0-P-750W-75KW	3604	85161	388	45082
850133 OTH DC MOTO/GEN 0-P-75KW-375KW	3654	60928		10993
850134 OTH DC MOTOR/GEN OUTPUT >375KW	546	427553		78650
850140 OTH AC MOTORS,SINGLE-PHASE	204093	1290190	126622	1058694
850151 OTHER AC MOTORS MULTI-PHASE	30887	210999	13492	117287
850152 AC MOTORS,OUTPUT-750W-75KW	147328	1676582	57155	1346479
850153 AC MOTORS,OUTPUT>75KW	33580	383853	18869	583984
850161 AC GENERATORS OUTPUT NOT>75KVA	115291	680517	101321	1582730
850162 AC GENERATORS OUTPUT-75-375KVA	10524	110026	10387	155196
850163 AC GENERATOR 0-P-375KVA-750KVA	1110	34570	398	26047
850164 AC GENERATORS OUTPUT >750 KVA	6577	457459		113405
850211 EL GNERATOR (DIESEL)0-P>75 KVA	162090	3939329	380920	3923288
850212 GENER SET(DIESEL)OP- 75-375KVA	126649	1805146	109038	2078847
850213 GENER SET(DIES ENG)OP>375KVA	505746	12432614	704831	9350332
850220 GENER SET(SP-ING ENG)OP>375KVA	973489	5713123		6304995
850231 GENERATING SETS,WIND POWERED	28466	6048278		2474395
850239 OTHER GENERATING SETS	352246	7288814		2779543
850240 ELECTRIC ROTARY CONVERTERS.	85	7430	40	1759
850300 PARTS FOR MACHIN H-85.01/85.02	304304	2890333	117820	1744743
850410 BALLAST FOR DISCHARG LAMP/TUBE	9362	130424	10897	110437
850421 LIQUID DIELECRICT FORMERS	1763	475350	702	7810
850422 LIQ D-E T/FORMER-650-10000KVA	342	392708	5685	183902
850423 LIQ DI-ELE T/FORMER >10000KVA	76030	1609428	160633	1718365
850431 OTH TRANSFORMER-PHC-NOT>1 KVA	54153	644626	2056678	2946005
850432 OTH TRANSFORMER-PHC-1KVA-16KVA	1675	457832	1001	797674
850433 OTH TRANSFORMER-PHC-16-500KVA	74880	524542	17082	1210571
850434 OTH TRANSFORMER-PHC>500 KVA	518915	2235350		4947543
850440 STATIC CONVERTERS	522948	6172105	325608	5065396
850450 OTHER INDUCTORS	17916	323518	32800	205420
850490 PARTS ELEC POWER MACH H-8504	426778	1552567	45469	1382546
850511 PERMANENT MAGNETS AND ARTICLES	1913	45420	1228	45022
850519 OTH PERMANENT MAGNETS&ARTICLES	15169	152653	8489	157073
850520 EL-MAGNET COUPLING,CLUTCH ETC	2202	91903	3095	44094
850590 OTH EL-MAGNET INC/PART HD85.05	6189	72066	1479	55791
850610 MANGANESE DIOXIDE P/CELL&BATT	69164	818343	48276	669796
850630 MERCURIC OXIDE P/CELL&BATTRIES				124
850640 SILVER OXIDE P/CELL&BATTERIES		917	1874	2366
850650 LITHIUM PRIMARY CELL&BATTERIES	36422	347129	15134	338234
850660 AIR ZINC PRIMARY CELL&BATTRIES	424	26759	79	4586
850680 OTHER PRIMARY CELL&BATTERIES	48001	457228	49734	333288

Contd.

10.11 Imports by Economic Categories (Detail)

(In Thousand Rupees)

ITEMS	JUNE, 2014	FROM JUL-2013	JUNE, 2013	FROM JUL-2012
850690 PARTS OF PRIMARY CELL&BATTEIES	2783	31702	14756	73116
850710 LEAD-ACID ACCUMULATOR(STARTNG)	1547	58936	324	24571
850720 OTHER LEAD-ACID ACCUMULATORS	360762	4947876	126880	1824338
850730 NICKEL-CADMIUM ACCUMULATORS	952	63930		16387
850740 NICKEL-IRON ACCUMULATORS		23	48	1338
850750 BATTRIES NICKEL-METAL HYDRIDE	438	1094		3247
850760 BATTRIES LITHIUM-ION	1692	7584	1329	3027
850780 OTHER ACCUMULATORS	10630	351911	16814	171615
850790 PARTS EL-ACCMOLATOR INCL SEPR	38223	394472	36591	166817
850811 VACUM CLEANER SE-CONTA E-MOTOR	3371	40085	5641	27217
850819 OTH VACUUM CLEANERS SELF MOTOR	849	26178	5987	30738
850860 OTHER VACUUM CLEANERS	540	13003	151	22696
850870 PARTS OF VACCUM CLEARNERS	517	2058	775	2438
850940 FOOD GRINDER/MIXERS&JUICE EXT	52450	656829	67239	507611
850980 OTH DOMESTIC APPLIANC	8947	119735	15693	97819
850990 PARTS DOMESTIC APPLIAN	13888	222984	21972	163440
851010 SHAVERS SELF CONTAINED EL-MOTO	22931	80212	5544	40482
851020 HAIR CLIPPERS SELF CON EL-MOTO	11104	52662	1573	22651
851030 HAIR-REMOVING APPLIANCES	37364	86969	737	60459
851090 PART OF SHAVER/CLIPPER/REMOVER	1411	8721	550	3717
851110 SPARKING PLUGS	60656	797778	43208	703690
851120 IGNITION/DYNAMOS MAG-FLYWHEELS	5506	98923	10223	121664
851130 DISTRIBUTORS;IGNITION COILS	16435	189658	14074	257868
851140 STARTERS MOTORS/DUEL PUR GENER	7873	116020	7433	68542
851150 OTHER GENERATORS	2070	23725	2210	374091
851180 OTH EL-IGNITION/START EQUIP	464	30720	3321	18131
851190 PARTS OF THE HEADING NO.85.11	31167	547340	15547	420982
851210 LIGHTS SIG EQUIP BICYCLE USED	73	4201	164	1131
851220 OTH LIGHTING SIG EQUIPMENT	120455	1053523	23001	945338
851230 SOUND SIGNALLING EQUIPMENT	9450	80964	4577	78746
851240 WINDSCREEN WIPER,DEFROST/DEMIS	2780	31385	6157	30806
851310 PORTABLE ELECTRIC LAMPS	61042	861393	56765	805693
851390 PARTS(OF THE HEADING NO.85.12)	682	7175	394	2816
851410 RESISTANCE HEATED FURNACE/OVEN		7348	521	20912
851420 INDUCTION/DIELECTRIC FUR/OVENS	59366	169412	9083	128838
851430 OTHER FURNACES AND OVENS	9676	180679	6817	198722
851440 OTH IND/DI-EL HEATING EQUIPMNT	1140	20103	65169	87957
851490 PARTS(OF HEADING NO.85.14)	3846	61215	147	51868
851511 SOLDERING IRONS AND GUNS	1699	22680	1649	16960
851519 OTH BRAZING/SOLDER IRONS&GUNS	2037	24448	2550	22604
851521 MACHINES,RES WELDING OF METAL	764	121512	68	47629
851529 OTH MACH RES WELDING OF METAL	5752	80183	2127	69998
851531 MACH ARC WELDING METAL F/AUTO		50526	421	65921
851539 OTH MACH/APP ARC WELDING METAL	15423	499869	11985	170928
851580 OTH MACH/APP HOT SPRAYING METL	7989	289619	16661	152790
851590 PARTS(OF HEADING NO.85.15)	19749	184145	10163	83350
851610 ELE INSTANEOUS/IMERSION HEATER	1001	17741	1163	19070
851621 STORAGE HEATING RADIATORS		1470	1	2994
851629 OTH ELE SPACE/SOIL HEATNG APPA	2538	127110	4029	238070
851631 HAIR DRYERS	14313	65929	3769	26830
851632 OTHER HAIR DRESSING APPARATUS	6492	30706	2123	25055
851633 HAND DRYING APPARATUS	308	2492	85	1594

Contd.

10.11 Imports by Economic Categories (Detail)

(In Thousand Rupees)

ITEMS	JUNE, 2014	FROM JUL-2013	JUNE, 2013	FROM JUL-2012
851640 ELECTRIC SMOOTHING IRONS	12698	120700	3470	75872
851650 MICROWAVE OVENS	12779	198177	11474	114104
851660 OTH OVEN/COOKER/GRILL/ROASTERS	13267	151347	12212	105513
851671 ELECTRIC COFFEE OR TEA MAKERS	7575	54471	1575	53896
851672 ELECTRIC TOASTERS	13145	118121	12157	113688
851679 OTH ELECTRIC-THERMIC APPLIANCE	7433	193397	24281	158884
851680 ELECTRIC HEATING RESISTORS	4087	146594	8518	134908
851690 PARTS EL-THERMIC APP H-85.16	34330	916453	37496	734816
851711 LINE TELEPHONE CORDLESS H-SETS	4904	47809	1304	27117
851712 TELEPHONE FOR CELLULAR NETWORK	4641969	63257511	6771413	64028733
851718 OTHER TELEPHONES	11193	87231	13324	99861
851761 BASE STATIONS FOR WIRELESS N-W	105	6391094	280411	5279170
851762 MACH FOR RECEPTION VOICE/IMAGE	10290142	29260532	2272515	31762888
851769 OTHER APPARATUS	1178766	13083419	1708380	25195512
851770 PARTS FOR TELEPHONES/WIRELESS	2512535	15002336	780418	8623181
851810 MICROPHONES AND STANDS THEREOF	16721	57987	1795	26473
851821 SINGLE L/SP MOUNTED IN ENCLOUR	15965	149572	8228	94133
851822 MULTIPLE L/SP MOUNTED IN ENCL	34301	296182	27107	300380
851829 OTH L/SP NOT MOUNTED IN ENCL	38537	278841	12363	137833
851830 HEAD/EAR/MICRO PHONE SPEAK SET	46960	354759	27560	283679
851840 AUDIO FREQUENCY ELEC.AMPLIFIER	4366	47722	2287	40329
851850 ELECTRIC SOUND AMPLIFIER SETS	2071	146462	1447	22606
851890 PARTS & ACCESSORIES HEAD 85.18	5156	44972	4399	27946
851920 APPA OPERATED BY COINS,BANKNOT		55		100
851930 TURNTABLES (RECORD-DECKS)	2	58		21
851950 TELEPHONE ANSWERING MACHINES		9		116
851981 O-APPA USING MAG/OPTICAL MEDIA	715	2993	91	4292
851989 OTH COMPACT DISK PLAYERS	3011	43522	3183	45168
852110 MAGNETIC TAPE TYPE	4276	61633	1034	67057
852190 OTH VIDEO REC/REPRODUCING APP	20530	169247	13995	157236
852210 PICK UP CARTRIDGES		1285		73
852380 DATA/SOUND RECORDED AUTO.DPM	696261	6759132	1179375	5658058
852550 TRANSMISSION APPA FOR RADIO/TV	6659	1194073	622	121251
852560 TRANSMISSION APPARATUS	92300	503888	60699	1048586
852580 TV CAMERAS,DIGI/VIDEO CAMERA-R	58187	490055	50223	377851
852610 RADAR APPARATUS	12598	18132		2841
852691 RADIO NAVIGATIONAL AID APPARAT	7483	177788	10404	196628
852692 RADIO REMOTE CONTROL APPARATUS	14	564	257	3596
852712 POCKETSIZE RADIOCASSETTE PLAYER	711	4110	931	6489
852713 OTH APPA COMB W/SOUND REC/PRO		1191	336	6743
852719 OTH RECORDING/REPRODUCING APPA	5122	36990	4792	26587
852721 OTH RADIO BRO-RECEIVER FOR VEH	4760	21076	308	7248
852729 OTH SOUND REC/REPRO APPA VEH	27484	66424	1415	36869
852791 OTH APPA COMB W/SOUND REC/PRO		1759		146
852799 MODEMS FOR SUND RECOD APPA	58	28466	412	49808
852841 MONITORS AUTOM DATA PRO SYSTEM	2418	83642	12872	390302
852849 OTH CATHODE-RAY TUBE MONITORS	20	12424	631	31654
852851 OTH MONITOR DATA PROCESSING SY	200632	1964065	184655	1992407
852859 OTHER MONITORS	4653	77932	5960	76635
852861 PROJECTOR FOR AUTO- DPS-H8471	16433	124874	13308	104141
852869 MULTIMEDIA PROJECTOR-FOR DP-SY	657	9098	595	6525
852871 RECEPTION APPA FOR TV	7417	140439	3589	51117

Contd.

10.11 Imports by Economic Categories (Detail)

(In Thousand Rupees)

ITEMS	JUNE, 2014	FROM JUL-2013	JUNE, 2013	FROM JUL-2012
852872 OTH COLOUR TV SETS	42888	353006	10655	172004
852873 OTH MONOCHROME RECEPTION-APPA				186
852910 AERIALS/REFLECTORS ALL KINDS	31042	253559	17162	361349
852990 OTH PARTS/APP H-85.25-85.28	474607	5677803	529791	5372389
853010 EL-SIGNAL EQP RAILWAY/TRAMWAY		204997		1686976
853080 OTH SIGNAL EQP EL TRAFIC CONT	846	71393	54781	373910
853090 PARTS OF EQP HEAD 85.30		21359	163	25546
853110 BURGLAR/FIRE ALARMS/SIMIL APPT	51258	244978	14795	105875
853120 INDICATOR PANEL INCORP LCD/LED	15955	127267	8593	156572
853180 OTHER APPARATUS	6016	141503	3099	183633
853190 PARTS ELEC SOUND/VIS SIG APPT	195182	8363724	2910	2734645
853210 FIX CAPACITO 50/60HZ CAP.5KVAR	10814	228785	7902	128221
853221 OTHER FIXED CAPACITOR	96	1158	134	533
853222 ALUMINIUM ELECROLYTIC FIX CAP	2989	12536	337	5625
853223 CERAMIC DIELEC,SIN-LYR FIX CAP	1101	5588	528	3467
853224 CERAMIC DIELEC MUL-LYR FIX CAP	3300	15025	371	5900
853225 DIELECTRIC PAPER PLAS FIX CAP	1789	17131	328	10592
853229 OTHER FIXED CAPACITORS	19108	576938	17125	188605
853230 VARIABLE/ADJUSTABLE CAPACITORS	2630	22841	9984	48855
853290 PARTS OF ELECTRICAL CAPACITORS	4455	33994	1613	32125
853310 FIXED CARBON RES COMP/FILMTYPE	1636	37591	569	26612
853321 OTH FIXED RES CAPACITY < 20 W	333	7100	223	2867
853329 OTHER FIXED RESISTORS	6202	103226	23212	108515
853331 W/WOUND RESISTOR- RHEO&POTEN	997	16908	1892	22467
853339 OTH W/WOUND VARIABLE RESISTORS	1329	31752	448	13381
853340 OTH VAR RES INCL REHEOSTATS	10228	52975	4474	35766
853390 PARTS FOR ELECTRICAL RESISTERS	529	8595	4554	14985
853400 PRINTED CIRCUITS	76859	780927	67512	604658
853510 FUSES FOR VOLTAGE >1000 VOTTS	2072	51929	5110	30678
853521 AUTOMA C-BRAKER VOT <72.5 KV	75771	710637	35227	610371
853529 OTH AUTOMATIC CIRCUIT BRAKER	57821	1126809	8889	1063624
853530 ISOLATING/MAKE-AND-BREAK SWIT	46714	598756	15609	221100
853540 LIGHT ARRESTER,VOL LIMITER ETC	5782	127853	1294	113815
853590 ELEC APP SWITCHING CIR>1000VOL	61730	1805815	338103	2211615
853610 FUSES FOR VOLTAGE <1000 VOLTS	5782	64097	3647	63903
853620 AUTOMATIC CIR BREAKER	177261	1887784	85774	1433396
853630 OTH APP PROTECTING ELEC CIRCUL	6453	49300	5528	102876
853641 RELAYS FOR VOLTAGE	20219	140944	13518	140744
853649 OTHER, RELAYS	54111	1040523	71978	872173
853650 OTHER SWITHCES	71374	769189	56104	1097714
853661 LAMP HOLDERS	10742	63375	5380	52441
853669 OTHER,PLUGS AND SOCKETS	71563	751936	46306	439252
853670 CONNECTORS FOR OPTICALFIBRES	2407	54633	7791	32426
853690 OTH ELECTRICAL APPARATUS	83326	1192626	83931	1018773
853710 BOARD,PANEC ETC VOLTAGE-1000V	531948	4411064	233371	2007118
853720 BODIES,CONSOLE ETC VOLT>1000V	50323	2191399	32452	1035720
853810 BOARD,PANELS GOODS HEAD 85.37	19123	405711	30188	277636
853890 OTH PARTS SUITABLE GOOD H85.37	142776	2046072	164402	2170787
853910 SEALED BEAM LAMP UNITS	12475	96077	5496	89048
853921 TUNGSTEN HALOGEN LAMPS	24116	210517	16895	206704
853922 OTH LAMPS 200W FOR VOLT>100V	9338	140384	13390	178231
853929 OTH FILAMENT LAMPS EXCL U-VIOL	25570	470423	13196	291104

Contd.

10.11 Imports by Economic Categories (Detail)

(In Thousand Rupees)

ITEMS	JUNE, 2014	FROM JUL-2013	JUNE, 2013	FROM JUL-2012
853931 DISCHARGE LAMP O/TAN U-V-LAMP	14048	119485	7122	357261
853932 MERCURY OR SODIUM VAPOUR LAMPS	4133	43974	4830	40107
853939 OTH DISCHARGE LAMPS,O/TH ULTRA	648320	10643257	596406	5940242
853941 ARC-LAMPS (ELECTRIC)	105	5203	651	3514
853949 OTH ULTRA-VOILET/INFRA-REDLAMP	1627	39056	2078	26912
853990 PARTS ELECTRIC FILAMENT/D-LAMP	18199	297564	26158	324419
854011 CATHODE-RAY TV PICTURE TUBES	10317	171070	7897	432916
854020 TV CAMERA TUBE(IMAG CONVERTER)		954	278	395
854060 OTHER CATHODE-RAY TUBES		1367		119
854071 MAGNETRONS	2062	257347	19416	167842
854079 OTH,MICROWAVE TUBE,CARCINOTR				5436
854081 OTHER VALVES AND TUBES:		3900		60
854089 OTHER VALVES ANA TUBES,N.S.	654	5774		3707
854099 OTH PARTS OF HEADING NO.85.40		386		504
854110 DIODES,OTH THAN PHOTSENSITIVE	9094	108087	6263	91100
854121 TRANSISTOR O/THAN PHOTSENSITV	1167	20168	1822	16196
854129 OTH TRANSISTOR O/TH PHOTSEN	14500	97231	4156	69325
854130 THYRISTORS DIACS AND TRIACS	1095	28458	2538	16147
854140 PHOTSENSITIV SEMICONDUCTOR DE	1643202	20104736	1486427	4290616
854150 OTH SEMICONDUCTOR DEVICES	1910	118935	866	61299
854160 MOUNTED PIEZO-ELECTRIC CRYSTAL	411	8698	481	7066
854190 PARTS OF APPARATUS OF H-85.41	5863	46880	1573	61808
854231 ELECTRONIC INTEGRATED CIRCUIT	23905	403273	54548	266418
854232 MEMORIES	3534	17518	1917	11041
854233 AMPLIFIERS	1468	19429	365	20629
854239 OTH ELECTRO INTEGRATED CIRCUIT	24433	336206	39939	392369
854290 PARTS OF ELEC INTIGRAT CIRCUIT	2006	68759	3978	29921
854310 PARTICLES ACCELERATORS	21	49		19
854320 SIGNAL GENERATORS		57416	4042	39728
854330 MACH APPA EL-PLATNG ELECTROLYS	332678	366612	707	2875
854370 OTHER MACHINE/APPARATUS	182314	1623188	106586	1179335
854390 PARTS OF THE APPARATUS H-85,43	17988	170091	2824	190508
854411 WINDING WIRE OF COPPER	14855	256491	8610	643297
854419 OTHER WINDING WIRE OF COPPER	106075	617752	29362	680554
854420 CO-AXIAL CABLE & CONDUCTORS	13475	907666	22712	199653
854430 IGNITION & OTHER WRITING SETS	10791	281330	6487	147227
854442 COMPUTER LEADS WITH CONNECTOR	148227	1895008	89975	852727
854449 OTH ELECTRIC CONDUCTOR N>1000V	540052	3769074	806474	4628313
854460 OTH EL CON FOR VOLTAGE >1000V	161208	1374848	28574	332720
854470 OPTICAL FIBRE CABLES	19508	341929	32874	173133
854511 ELECTRODES USED IN FURNACES	12196	62682		61494
854519 OTHER ELECTRODES	507	10293	2032	8812
854520 CARBON BRUSHES	2144	51100	2331	45034
854590 OTH LAMP/BATTERY CARBON,GRAPIT	2944	41161	4735	56122
854610 EELECTRICAL INSULATOR OF GLASS		2720	1933	2029
854620 EELECTRICAL INSULATOR CERAMICS	10482	566692	3896	255680
854690 OTH ELE INSU OTH THN GLAS,CERA	21547	408529	10423	121935
854710 INSULATING FITTINGS OF CERMIC	20	6549		1150
854720 INSULATING FITTINGS OF PLASTIC	479	8249	4	6780
854790 OTH INSULATIN FITT PLAS/CERMIC	11681	456282	19083	230780
854810 WAST/SCRIP PRI BATRY,CEL,ACCUMU	2	219341	76	89459
854890 OTH,PARTS ELE MACHINE/APP NES	168	5957	119	2981

Contd.

10.11 Imports by Economic Categories (Detail)

(In Thousand Rupees)

ITEMS	JUNE, 2014	FROM JUL-2013	JUNE, 2013	FROM JUL-2012
860110 RAIL LOCOMO POWERED ELECTRICIT		44		
860210 DIESEL ELECTRIC LOCOMOTIVES	1821185	5603182		
860290 OTH,RAIL LOCOMOTVE,LOCOMO TEND		9830		
860390 OTH,RAILWAY OR TRAMWAY COACHES				2818027
860400 RAIL/TRAMWAY MAINTENANCE VEHIC		1660176		28584
860610 TANK WAGONS AND THE LIKE				2536361
860691 COVERED,CLOSED RAILWAY WAGONS				46
860699 OTH RAIL,TRAMWAY GOOD VAN(NSP)				122874
860711 DRIVING BOGIES&BISSEL-BOGIES		14		
860719 OTH INCL PARTS AXELS/WHEEL	1008	132729	126678	4472051
860721 AIR BRAKES AND PARTS THEREOF	211	8672		
860729 OTH BRAKES LOCOMO&PATS THEREOF	45	3002		1827
860730 HOOKS,COUPLIN DEVICES,BUFFERS		4408	236	368
860791 OTHER PARTS OF LOCOMOTIVES	79016	1136928		39034
860799 OTH RAILWAY LOCOMOT STOCK PART	103266	110134		88925
860800 RAIL/TRAMWAY TRACK FIXTURES	15824	1123375	351	216765
860900 CONTINERS SPECIL DESI,EQUIPPED	19511	325339	6412	157354
870110 PEDESTRAIN CONTROLLED TRACTORS		448		6204
870120 ROAD TRACTORS FOR SEMI-TRAILER	503080	3843147	349882	2004195
870190 COMP AG-TRACTORS-ANY KIT FORM	329976	2354159	83570	2045545
870210 M.VEH 10 OR >PERSON DIESEL ENG	392740	4120194	347073	5331931
870290 COMP O-M-VEH 10PER&DERIVER AKF	35026	737061	38772	924976
870310 M-CAR FOR TRAVEL ON SNOW/GOLF	10378	15440	949	30309
870321 MOTOR VEH CYLNDER CAP-1000CC	3382893	24639658	1759830	23119583
870322 OTH CAR CY CAP>1000CC - 1500CC	1125888	18483768	2392809	27490473
870323 OTH VEH CYL CAP 1500 - 3000CC	1643160	13085561	2187232	17093036
870324 OTH VEH CYL CAPACITY>3000CC	357387	3563172	294192	3923891
870331 OTH VEH(DIESEL ENG)CYL-C-1500CC		63496	435	39250
870332 VEH(DIESEL ENG)CY-1500 -2500CC	7159	96498	18340	302879
870333 OTH VEH(DIESEL ENG)CAP>2500CC	12879	5242544	138489	4041938
870390 OTH M-CAR/M-VEH FOR PERSONS	8214	220789	17880	785413
870410 DUMPERS DESIGN FOR OFF-HIGHWAY	13897	737032	94936	778907
870421 OTH VEH(DIESEL ENG)NOT>5TONNES	728273	6058181	560194	5931113
870422 OTH VEH(DIESEL ENG)GVW-5-20TON	313642	2676842	410783	2664610
870423 OTH VEH(DIESEL)GVW >20 TONNES	166202	813939	6672	945929
870431 OT VEH SPARK-IGNITION NOT>5TON	378886	3105830	236016	2272881
870432 OT VEH (SP-IGN)GVW > 5 TONNES				3505
870490 OTH VEH FOR TRANSPORT GOODS		289	2	2
870510 CRANE LORRIES	3954	91234	1736	710999
870520 MOBILE DRILLING DERRICKS		110132		
870530 FIRE FIGHTING VEHICLES		56376		72491
870540 CONCRETE-MIXER LORRIES	50241	972793	4911	325570
870590 OTH SPECIAL PURPOSE MOTOR VEHL	137665	2771739	295312	3195982
870710 BODIES/CABS FOR VEH-H-87.03	2961	17064	1493	4601
870790 BODIES OF VEH-H-87042190&.3190	8026	116531	4517	56414
870810 BUMPERS AND PARTS THEREOF	9008	79416	9462	94113
870821 OTH PART ACCE OF BODIES,SEATS	16661	142210	6194	54977
870829 OTH PART ACCE OF BODIES,CABS	640449	5976676	1362594	8875890
870830 BRAKES&SERVO-BRAKES,PARTS VEH	25296	257492	44200	329889
870840 GEAR BOXES AND PARTS THEREOF	113727	883784	4911	41508
870850 DRIVE-AXLES WITH DIFFERENTIAL	20534	298365	70777	479265
870870 ROAD WHEELS&PARTS&ACCESSO	32913	254020		140916

Contd.

10.11 Imports by Economic Categories (Detail)

(In Thousand Rupees)

ITEMS	JUNE, 2014	FROM JUL-2013	JUNE, 2013	FROM JUL-2012
870880 SUSPENSION SYS,SHOCK-ABSORBERS	60147	706524	91007	1032075
870891 RADIATORS & PARTS THEREOF VEH	21855	147293	18663	165997
870892 SILENCERS&EXHAUST PIPES,PARTS	329	4869	120	3582
870893 CLUTCHES AND PARTS THEREOF	13134	141509	8208	101165
870894 STEERING WHEELS,CLUMNS,BOXES	31232	503951	16499	462002
870895 SAFETY AIRBAGS INFLATER SYSTEM	154	154		2038
870899 OTH PARTS FOR VEHICLES H-8701	338997	4954869	333484	4703695
870911 WORK TRUCKS SELF-PROPEL ELECTR		9618		2910
870919 OTH WORK TRUCK SELF PRO N-FITT	1809	95640		29776
871000 TANKS,OTH ARMOUD FITGHING VEH	8537	10884		6266
871110 MOTORCYCLE CYL CAP-NOT>50CC		379	45	861
871120 M-CYCLE CYL CAPACITY- 50-250CC	737048	6446356	810656	8286629
871130 M-CYCLE CYL CAPACITY-250-500CC		141241		4897
871140 M-CYCLE CYL CAP-500-800CC	15248	46902	1841	23079
871150 M-CYCLE CYL CAP EXCEEDIN-800CC	9196	61114	32135	67938
871190 OTH M-CYCLE(INCLUDING MOPEDS)	99179	1140544		186
871200 BICYCLES,OTH DELIVERY TRICYCL	56031	419734	34114	322701
871310 INVALID CARRIAG NOT MECH PROPL	11456	148006	10902	123895
871390 OTH INVALID CARRIAG MOTORISED	264	13729	415	9689
871410 SADDLES OF MOTORCYCLES,MOPEDS	431473	5493426	382922	5281469
871420 PART ACCE INVALID CARRIAGES		498	35	409
871491 FRAMES,FORKS & PARTS THEREOF	1237	83265		4866
871492 WHEEL RIMS AND SPOKES	1039	11504	426	7734
871493 HUBS,COAST BRAK HUB,FREE WHEL	9457	71542	4473	32576
871494 BRAK,COAST BRAK HUB,HUB BRAK	558	10057	68	7495
871495 OTHER, SADDLES	4433	27682	2805	20792
871496 PEDALS,CRANK-GEAR,& PARTS THOF	15	8528	467	7765
871500 BABY CARRIAGES & PARTS THEREOF	6749	53574	8042	36046
871610 TRAILER,SEMI-TRALER CARVN TYPE		5703		175208
871620 SELF LOADING/UNLODING TRAL AGR		750		26525
871631 TAKER/SEMI TANKER TRAILERS		56595		121326
871639 OTH TRAILER,SEMI TRAI FOR GOOD	754	19468		
871640 OTH TRAILERS & SEMI-TRAILERS	6221	9523		
871680 OTH VEH NOT MECHANICALLY PROPL	13554	95385	16987	146130
871690 PARTS,TRAILER SEMI-TRAI H87.16	11100	105695	6343	94926
880100 GLIDERS AND HANG GLIDERS		874		1313
880212 HALICOPTER UNLADN WT>2000 KG				30208
880220 AEROPLAN UNLADEN WT NOT>2000KG	30093	31929		
880230 AEROPLAN UNLADN W-2000-15000KG				1272206
880240 AEROPLAN UNLADN WT >15000KG	1613293	2825374		935130
880310 PROPELLERS,ROTORS & PATS THROF	351	8230		872
880320 UNDER CARRIAGES/PARTS THEREOF	252	3194		7806
880330 OTH PARTS OF AEROPLANE/HELICOP	50223	4041973	85635	1426416
880400 PARACHUTES AND ROTOCHUTES,PART		771		1124
880521 AIR COMBAT SIMULATORS & PARTS		7066		
880529 OTH GROUND FLYING TRAINER PART	373	15817		1755
890110 CRUISE SHIPS,BOATS FOR PERSONS				253505
890190 OTH VESSELS FOR PERSONS/GOODS				429350
890310 INFLATABLE YATCHS,VESL PLE/SPO		828		3321
890391 SAILBOATS,WITH/W-OUT AUX-MOTOR		3055		956
890392 MOTORBOAT,O/THN OUTBOARD M-BO				10008
890399 OTH INFLTABLE YACHTS		4687		11089

Contd.

10.11 Imports by Economic Categories (Detail)

(In Thousand Rupees)

ITEMS	JUNE, 2014	FROM JUL-2013	JUNE, 2013	FROM JUL-2012
890400 TUGS AND PUSHER CRAFT.				43
890510 DREDGERS			1552035	1821772
890520 SUBMERSIBLE DRILLING PLATFORMS		46591		
890590 OTH LIGHT VESSELS,FLO-CRANES		9558		
890690 OTHER VESSELS & LIFEBOATS				10846
890710 OTH FLOATING INFLATABLE RAFTS		84076		96
890790 OTH FLOATING STRUCTURES,TANKS		5748	95284	96780
900490 OTH SPECT,GOGGLE&THE LIKE CORR	5870	123264	6214	55328
900510 BINOCULARS	465	6117	247	21121
900580 OTH ASTRONOMICAL INSTRUMENTS	1087	5689		1655
900699 O-PART,AC P-GRAPHIC F-LIGH APP	1129	2973	226	2109
900710 CINEMATOGRAPHIC CAMERAS				226
900720 CINEMATOGRAPH PROJECTOR.S-R/RE	1575	17252		87602
900791 PAR,ACC-CINEMATOGRAPHIC CAMERA		375		232
900792 PART,ACCE-CINEMATOGR PROJECTOR	299	6115	43	8766
900850 PROJECTORS,ENLARGERS&REDUCERS	72	4048		3188
900890 PARTS/ACCE OF IMAGE PROJECTORS		547	29	2190
901010 APPA,EQUI AUTOMATC DEVELO FILM	4253	524597	2788	115119
901050 OTH APP EQU PHO-GRAPHIC LAB	2860	44305	957	26809
901060 PROJECTION SCREENS	1100	32324	1769	37725
901090 PART ACCE OF APP/EUIP H-90.10	131	8502	41	11587
901110 STEREOSCOPIC MICROSCOPES		1547		4036
901120 OTH MICROSCOPE P-MICROGRAPHY	50	6835	16094	32590
901180 OTHER MICROSCOPES	13421	224697	6608	144503
901190 PART,ACCE OF OPTCAL MICROSCOPE	2297	54977	631	22592
901210 M-SCOPE O/THN OPTIC M-SCOP APP	7164	25282		12574
901290 PART,ACC M-SCOPE O/THN OPTICAL		1389	162	6351
901310 TELESCOPIC SIGHTS FITT TO ARMS		1402	176	847
901320 LASERS OTHER THAN LASER DIODS	6535	22847	72	4306
901380 OTH DEVICES APPLI&INSTRUMENTS	21650	253803	667	129565
901390 PARTS,ACCE OF SUB GROUP-90.13	604	72831	9614	51329
901410 DIRECTION FINDING COMPASSES	98	571	48	509
901420 INST/APPLI AERONAUTIC NAVIGATO		531		15297
901480 OTH INS/APPLI(NAVIGATIONAL)	326	6868		5561
901490 PART,ACCE OF SUB GROUP OF90.14		6876	6490	27478
901510 RANGEFINDERS	174	6760		1469
901520 THEODOLITES AND TACHEOMETERS	986	13465	164	7174
901530 SURVEYING LEVELS	4683	17594	892	18481
901540 PH-GRAMMETRICAL SURVEY INS/APP	109	109	60	86
901580 OTH INS AND APPLIANC-SURVEYING	81776	4081362	120237	2551464
901590 PARTS&ACCE OF SURVEYING INSTRU	6923	819511	22590	954515
901600 BALANCE SENSITIVITY 5CG/BETTER	3158	33874	1097	30525
901710 DRAFTING TABLE MACH W/NOT AUTO	3403	27310	5115	32612
901720 O-DRAWING MARK/MATH CALC INSTR	2131	35319	1198	39626
901730 MICROMETERS/CALLIPERS & GUAGES	3109	32333	4150	38171
901780 OTHER INSTRUMENTS	20339	165402	8661	80695
901790 PARTS/ACCE OF MEASURING INSTRU		12320	2576	13780
901811 ELECTRO-CARDIOGRAPHS	4215	83035	4259	83028
901812 ULTRASONIC SCANNING APPARATUS	313406	538563	91872	449228
901813 MAGNETC RESONANCE IMAGING APPA	9676	742220	165727	1433857
901814 SCINTIGRAPHIC APPARATUS		51307		637
901819 OTH ELECTRO-DIAGNOSTIC APPARAT	99637	1937674	149732	2468407

Contd.

10.11 Imports by Economic Categories (Detail)

(In Thousand Rupees)

ITEMS	JUNE, 2014	FROM JUL-2013	JUNE, 2013	FROM JUL-2012
901820 ULTRA VOILET/INFRA-RED RAY APP	792	4035		445
901831 SYRINGES,WITH/WITHOUT NEEDLES	165584	1576210	167292	1380355
901832 TUBULAR METAL NEEDLE/NEDL SUTU	25639	309962	36823	359150
901839 OTH NEDLES,CATHERS,CANNULA	612761	4777044	423809	3629330
901841 DENTAL DRILL ENGINES,W/C-D-EQU	361	675		834
901849 OTH;INS/APPLI, DENTAL SCIENCE	4901	64482	3588	97716
901850 OTH,OPHTHALMIC INST&APPLIANCE	59297	408146	17801	674528
901890 OTH INSTRUMENT & APPLIANCE.	672964	7702521	455538	5328598
901910 MECHANO-THERPY,MESSAGE/PSY APP	9888	243462	23617	204783
901920 OZONE,OXYGEN ,AEROSOL THERAPY,	215729	819617	42599	616853
902190 OTH;APP,WORN CARY,IMPL IN BODY	65679	441522	18169	258782
902212 COMPUTED TOMOGRAPHY APPARATUS	86644	1106509	37842	935649
902213 OTH X-RAY APPA FOR DENTAL USES	4518	6588		1671
902214 OTH,X-RAY APP FOR MEDICAL SURG	10194	442751	6905	593077
902219 X-RAY APPA FOR OTHER USES	72001	616050	68399	358989
902221 APP BASE ON ALP,BETA GAMA RADI		74964	18483	67077
902229 APP ALPHA-BE-GA RADI-OTHER USE	532	82114		235797
902230 X-RAY TUBES	43459	92233	447	25087
902290 O-APP AL-B-G RADI INCL PA/ACCE	9529	256111		173945
902300 APPA DESIGNED F-DEMANSTRATION	35280	586679	11166	589246
902410 MACH&APPLI FOR TESTING METALS	2544	66107	73	14224
902480 O-MACH-TESTING HARDNESS/STREN	42899	559956	40725	600511
902490 PARTS&ACC-HARD/STREN TEST MACH	6626	57659	2780	49571
902511 LIQUID-FILLED THERMOMETER/PYRO	2227	80254	397	42991
902519 OTHER THERMOMETERS/PYROMETERS	5279	97549	7504	93010
902580 OTHER INSTRUMENTS	16166	295145	16328	156097
902590 PARTS ACCE INSTRUMENTS H-9025	1202	49449	2109	38277
902610 APP,MEASUR/CHECK FLOW/ LEVEL.	23753	224977	5527	101171
902620 APP, MEASUR/CHECK PRESSURE.	28325	659562	44074	354978
902680 OTH,APP,MEASUR VARIATION LIQ/G	346414	2234064	136727	2232906
902690 PARTS,ACCE OF SUB GROUP 90.26.	37078	342914	11033	177736
902710 GAS/SMOKE ANALYSIS APPARATUS.	5522	256534	8617	159952
902720 CHROMATOGRAPHS/ELECTROPHOR INS	41692	456787	18970	437603
902730 SPECTRO,SPECTROPHOT-METER RADI	31134	270089	22111	315968
902750 OTH,INS.USING OPTCAL RADIATION	32600	561176	31156	511474
902780 OTH,INST FOR PHYSICAL CHEM ANA	253856	2462067	93944	1800635
902790 MICROTOMES;PART ACCE APP-90.27	18654	514730	24542	320739
902810 GAS METERS	32454	662112	30	97422
902820 LIQUID METERS	17882	46005	396	12087
902830 ELECTRICITY METERS	12132	121639	20899	269194
902890 PART,ACCE OF SUB GROUP 90.26	142573	1522322	72411	927776
902910 REVOL/PROD COUNTRS,TAXIMETERS,	2347	11203	104	12034
902920 SPEED INDICATORS/TACHOMETERS	5351	45612	3648	43604
902990 PARTS ACCE OF METERS-H-90.29	12673	140340	9566	136961
903010 INS,MEASUR IONISING RADIATIONS	48064	590974		164178
903020 OSCILLOSCOPE&OSCILLOGRAPHS	1712	27965	7335	35185
903031 O-INSTR MEASUR VOLTAGE,CURRENT	8884	42869	5628	58265
903032 MULTIMETER WITH RECORD DEVICE	4804	18439		7246
903033 O-METER WITH OUT RECOED DEVICE	23484	196266	24091	251281
903039 O-OSCILLOSCOPE W-RECOD DEVICE	972	35839		27164
903040 OTH,INS,SPE DESI FOR TELECOMMU	7471	169386	8028	234773
903082 OTH,INS,MEASUR SEMICONDOCTOR		5956		2938

Contd.

10.11 Imports by Economic Categories (Detail)

(In Thousand Rupees)

ITEMS	JUNE, 2014	FROM JUL-2013	JUNE, 2013	FROM JUL-2012
903084 OTH,APPA,WITH RECORDING DEVIC	306	2124		6458
903089 OTH,INS,MEASUR ELECTRICAL QTY.	105813	385540	10109	331388
903090 PARTS ACCE OF SUB GROUP 90.30	7268	218916	5760	388044
903110 MACH BALANCING MECHNICAL PARTS	1308	4936	22	12778
903120 TEST BENCHES	2339	187781	6760	28186
903149 OTH,OPTICAL INS & APPLIACES.	1580	133997	2256	71216
903180 OTH,INS APPLIANCES & MACHINES.	102643	1842831	128022	1985407
903190 PART,ACCE OF ARTICLE H- 90.31	6465	156931	15030	233611
903210 THERMOSTAT	22475	409533	29289	529186
903220 MANOSTAT(PRESSURE REGULATORS)	716	9868	258	4201
903281 OTH,INS HYDRAULIC OR PNEUMATIC	732	28591	733	51754
903289 OTH,REGULATING,CONTROLLING INS	108744	1406869	413709	2606943
903290 PARTS,ACCE OF ARTICLE H- 90.32	39133	233631	14653	181056
940210 DENTISTS,BARBER CHAIRS, PARTS	3624	95855	15776	61513
940290 OTH;OPE TABLES,EXAM TABLE MECH	29976	412539	45825	494412
940560 ILLUMINATED SIGN,NAMPLATES,LIK	71544	139560	467	13728
940591 PARTS OF LAMP LIGHT FIT GLASS.	13561	100764	7627	69494
940599 OTH PARTS H-NO.94.05,N.E.S.	2269	46260	2568	22731

10.12 Exports by Areas and Countries/Territories

COMMODITIES	(In Thousand Rupees)			
	JUNE, 2014	CUMULATIVE FROM JULY,2013	JUNE, 2013	CUMULATIVE FROM JULY,2012
GRAND TOTALS	198,680,691	2,583,463,177	214,326,504	2,366,477,843
LATIN AMERICA	266,056	2,937,725	304,072	3,083,929
Antigua and Barbuda	241	858	290	1,046
Aruba		1,235		2,299
Bahamas		778		6,914
Barbados	1,822	52,231	2,708	35,823
British Virgin Is.	113	400		
Cayman Islands	1,167	6,252	1,214	1,709
Cuba	8,159	262,413	76,379	673,884
Dominica		443	88	88
Dominican Republic	71,771	951,426	66,786	908,525
Grenada	4,243	16,250		25,298
Guadeloupe		40,334		11,267
Haiti	101,242	348,886	92,950	330,208
Jamaica	18,287	220,620	12,807	171,996
Martinique	6,784	55,209	4,279	35,851
Netherlands Antilles		551		2,143
Puerto Rico	10,363	319,517	7,219	446,315
St.Kitts and Nevis		247	195	253
St. Lucia		29,491		12,151
St.Vincent/Grenadine	256	7,455	209	5,733
Trinidad and Tobago	41,579	622,994	38,948	412,351
US.Virgin Islands	29	136		76
CENTRAL AMERICA	1,380,561	16,375,488	1,438,112	16,814,505
Belize		5,496	348	15,407
Costa Rica	39,672	355,253	18,300	254,777
El Salvador	16,774	144,357	4,904	242,869
Guatemala	76,837	749,690	105,327	1,132,023
Honduras	35,844	383,889	13,330	393,930
Mexico	1,112,112	11,365,946	1,028,392	12,349,144
Nicaragua	20,562	2,171,110	168,846	1,241,924
Panama	78,761	1,199,747	98,666	1,184,431
SOUTH AMERICA	2,794,109	35,930,173	3,248,899	34,409,199
Argentina	322,359	5,778,605	356,650	5,519,162
Bolivia	420	55,074	610	70,099
Bouvet Island	755	755		
Brazil	633,857	9,086,682	724,503	7,408,479
Chile	706,183	8,634,968	944,525	8,472,659
Colombia	530,295	5,428,222	528,849	4,980,806
Ecuador	81,815	1,146,899	79,869	728,257
Guyana	8,265	65,320	9,785	52,654
Paraguay	76,925	607,599	37,077	324,147
Peru	265,510	2,813,843	331,404	2,933,567
Suriname		85,340	892	53,209
Uruguay	60,336	1,259,741	151,807	1,954,072
Venezuela,Bolivar. R	107,390	967,124	82,929	1,912,089
NORTH AMERICA	31,702,171	405,651,849	33,707,970	379,633,172
Bermuda	257	5,978	125	8,542
Canada	1,798,049	24,102,258	1,974,875	21,637,966
Greenland		137		44
U.S.America	29,903,865	381,543,476	31,732,970	357,986,620

Contd.

10.12 Exports by Areas and Countries/Territories

COMMODITIES	(In Thousand Rupees)			
	JUNE, 2014	CUMULATIVE FROM JULY,2013	JUNE, 2013	CUMULATIVE FROM JULY,2012
EASTERN EUROPE	3,191,304	49,408,516	2,901,704	42,919,296
Belarus	7,137	66,407	394	41,793
Bulgaria	100,951	1,575,426	128,861	1,266,965
Czech Republic	204,471	3,307,297	263,099	2,753,224
Hungary	96,844	1,284,841	50,607	1,024,408
Poland	968,123	13,346,990	804,964	8,033,027
Republic of Moldova	4,732	38,810	540	26,071
Romania	256,952	2,729,331	98,987	2,040,475
Russian Federation	1,243,034	19,243,748	1,054,318	20,199,628
Slovakia/Slovak R.	24,255	358,894	15,317	672,453
Ukraine	284,806	7,456,772	484,618	6,861,253
NORTHERN EUROPE	17,155,808	212,821,518	17,663,952	174,722,415
Denmark	863,957	10,328,257	1,063,695	9,554,344
Estonia	154,985	2,556,120	349,936	3,150,637
Faeroe Islands		136		119
Finland	659,580	7,231,877	688,370	7,651,054
Iceland	2,133	20,210	5,836	21,211
Ireland	366,122	5,111,452	426,851	4,714,518
Latvia	166,764	2,410,037	156,568	1,872,858
Lithuania	408,866	5,304,926	492,635	4,424,189
Norway	518,173	5,587,245	455,857	4,550,511
Sweden	1,436,848	12,762,486	1,201,626	10,517,743
United Kingdom	12,578,381	161,508,773	12,822,578	128,265,231
SOUTHERN EUROPE	19,484,341	179,087,083	13,651,020	129,601,688
Albania	23,892	321,134	25,341	244,564
Andorra		143		
Bosnia & Herzegovina		6,179	1,663	6,272
Croatia	56,813	986,975	82,200	769,960
Fr.Yugoslav R.Macedo		2,190		
Gibraltar		632		1,226
Greece	475,371	6,771,166	448,881	4,845,247
Holy See		4,090		
Italy	10,209,075	75,642,930	5,780,175	54,264,092
Malta	41,618	704,090	32,122	268,480
Portugal	1,535,734	17,582,759	1,236,609	12,615,503
San Marino		203		689
Slovenia	488,547	4,772,563	162,180	2,493,582
Spain	6,642,832	72,026,561	5,865,467	53,625,925
Serbia	10,457	265,469	16,382	466,149
WESTERN EUROPE	26,480,720	299,366,288	25,867,262	235,908,374
Austria	137,425	2,114,375	199,213	1,804,207
Belgium	5,942,718	66,582,696	4,995,010	50,994,135
Europien Union				17,156
France	3,712,408	42,680,316	3,605,295	34,051,875
Germany	10,168,445	117,917,554	9,072,272	98,190,598
Liechtenstein		136		925
Luxembourg	2,039	18,912	232	16,312
Monaco				266
Netherlands	6,427,066	68,788,850	7,841,372	49,612,875
Switzerland	90,617	1,263,448	153,868	1,220,024
EASTERN AFRICA	7,202,860	85,355,360	6,059,645	72,573,114
B.Indian Ocean Terr.				102

Contd.

10.12 Exports by Areas and Countries/Territories

COMMODITIES	(In Thousand Rupees)			
	JUNE, 2014	CUMULATIVE FROM JULY,2013	JUNE, 2013	CUMULATIVE FROM JULY,2012
Burundi	315	17,222	311	4,486
Comoros	357,817	3,320,316	254,486	2,322,719
Djibouti	746,936	4,481,451	437,606	4,863,819
Eritrea	7,416	69,287	3,290	40,938
Ethiopia	9,173	137,658	7,428	127,692
Kenya	3,055,254	30,637,224	1,911,240	21,576,888
Madagascar	452,446	13,451,294	538,074	7,697,389
Malawi	25,202	170,623	7,958	197,114
Mauritius	249,537	3,119,345	275,822	2,292,457
Mayotte	26,901	87,288		8,652
Mozambique	822,178	11,479,368	999,890	9,901,756
Reunion	71,983	757,364	15,272	386,382
Rwanda		27,348	3,628	24,662
Seychelles	21,674	278,369	10,555	253,937
Somalia	366,058	3,881,002	584,000	8,730,404
Uganda	10,453	119,190	13,705	364,044
U.R.of Tanzania	780,320	12,295,470	930,396	13,174,834
Zambia	73,352	159,797	10,055	51,281
Zimbabwe	125,849	865,744	55,927	553,558
MIDDLE AFRICA	537,983	7,192,694	557,476	6,480,246
Angola	271,558	3,444,415	173,919	2,812,022
Cameroon	141,274	1,781,255	124,707	2,346,487
Central African R.		5,609		
Chad		3,462	4,419	18,866
Congo, Republic of	12,437	107,579	9,156	196,908
D.R.of Congo	43,655	1,404,502	198,622	773,120
Equatorial G.(Ri.Mi)	27,948	140,442	27,826	87,966
Gabon	41,112	305,113	18,827	244,877
Sao Tome & Principe		317		
NORTHERN AFRICA	2,687,646	32,140,681	3,009,144	34,074,779
Algeria	274,037	3,933,309	317,267	3,204,395
Egypt(U.A.R.)	1,228,885	16,435,672	1,132,861	16,743,605
Libya	66,756	1,069,924	112,237	1,584,188
Morocco	211,662	1,741,157	193,177	1,919,328
Sudan	556,361	5,872,608	1,058,715	8,584,069
Tunisia	349,945	3,087,282	194,888	2,038,961
Western Sahara(Ri.De)		729		232
SOUTHERN AFRICA	3,104,911	31,601,769	2,728,288	28,546,851
Botswana	19,745	384,342	31,411	248,954
Lesotho	66,965	877,146	114,291	938,885
Namibia	15,633	103,744	1,712	136,738
South Africa	3,002,568	30,230,566	2,580,284	27,209,059
Swaziland		5,970	591	13,216
WESTERN AFRICA	2,023,919	33,290,378	2,318,294	29,672,026
Benin	196,656	7,530,433	677,137	6,433,779
Burkina Faso(Fr.Up.V)	74	8,862		14,997
Cape Verde		7,179		5,521
Co,te d,Ivoire(Fr.Iv)	140,093	4,819,326	112,278	3,163,874
Gambia	182,346	1,390,059	237,946	1,400,435
Ghana	312,273	1,843,264	117,976	960,417
Guinea	38,489	3,294,608	3,811	2,253,643
Guinea-Bissau	178,559	591,714		617,600

Contd.

10.12 Exports by Areas and Countries/Territories

COMMODITIES	(In Thousand Rupees)			
	JUNE, 2014	CUMULATIVE FROM JULY,2013	JUNE, 2013	CUMULATIVE FROM JULY,2012
Liberia	3,747	112,393	6,783	342,501
Mali	1,460	3,708	1,453	3,309
				Contd.
Mauritania	169,778	4,044,652	334,425	2,656,124
Niger		32,047	31,802	65,700
Nigeria	586,080	5,889,180	270,556	3,727,852
Senegal	59,221	679,445	109,810	3,976,571
Sierra Leone	143,849	1,598,104	372,612	2,859,161
Togo	11,295	1,445,403	41,707	1,190,541
EASTERN ASIA	21,743,721	367,583,065	33,602,862	346,251,341
China	15,143,010	249,014,434	21,476,820	253,064,843
Hong Kong S.A.Re.Chi	2,537,496	37,197,389	3,675,145	38,969,475
Japan	1,780,438	20,464,488	1,205,370	16,374,475
Korea D.P.Republic	265	7,475		7,288
Korea, Republic of	1,702,717	42,839,279	5,979,431	28,286,529
Macao.China		7,880	506	7,361
Mongolia	144	11,545		25,808
O.Asia(Tai.For.Pe.Ki	579,652	18,040,575	1,265,589	9,515,561
SOUTH-CENTRAL ASIA	26,113,283	341,435,289	30,103,866	348,437,743
Afghanistan	17,268,570	192,452,385	18,787,502	203,099,203
Bangladesh	4,052,898	71,835,408	5,128,973	68,854,575
Bhutan				47
India	2,250,879	42,015,596	2,664,119	32,212,222
Iran (Islamic R.)	328,203	5,430,109	489,445	9,436,366
Kazakstan	46,608	533,838	70,992	589,563
Kyrgyzstan/Kyrgyz R.	2,783	44,920	11,523	92,570
Maldives	30,166	867,943	53,795	649,938
Nepal	7,630	66,938	7,733	113,573
Sri Lanka	1,980,936	26,748,285	2,619,781	32,081,929
Tajikistan	122,286	924,751	233,124	673,548
Turkmenistan	2,283	182,976	10,187	226,523
Uzbekistan	20,042	332,140	26,693	407,687
SOUTH-EASTERN ASIA	8,545,806	99,941,042	7,633,007	98,006,980
Brunei Darussalam	5,765	54,870	8,515	50,107
Cambodia Fr.Kampuche	251,061	4,217,072	454,482	4,494,791
Timor Leste		598		
Indonesia	421,944	12,675,040	759,540	18,956,658
Lao People's D.R.	3,213	77,416	8,920	54,518
Malaysia	1,394,316	22,122,672	1,617,543	23,094,248
Myanmar	96,732	1,357,196	108,685	1,297,727
Philippines	313,949	10,525,017	884,285	6,088,618
Singapore	3,336,846	11,060,174	980,730	7,352,873
Thailand	830,686	11,602,641	769,254	11,207,853
Viet Nam	1,891,293	26,248,345	2,041,051	25,409,586
WESTERN ASIA	22,546,583	353,115,924	27,795,005	364,089,334
Armenia	1,058	8,439	2,783	8,484
Azerbaijan	165,091	3,851,524	376,954	2,923,081
Bahrain	513,810	10,024,758	804,852	7,671,759
Cyprus	26,419	406,404	18,575	342,507
Dubai				14,256
Georgia	28,800	766,412	40,745	747,323
Iraq	589,894	3,472,829	318,554	2,667,654

Contd.

10.12 Exports by Areas and Countries/Territories

COMMODITIES	(In Thousand Rupees)			
	JUNE, 2014	CUMULATIVE FROM JULY,2013	JUNE, 2013	CUMULATIVE FROM JULY,2012
Jordan	384,768	4,748,249	1,089,431	6,361,612
Kuwait	709,838	10,394,339	682,212	8,337,470
Lebanon	156,519	3,239,423	232,042	2,118,340
Oman	1,897,811	19,443,906	2,055,350	17,100,129
Qatar	594,266	8,179,774	871,500	7,579,324
Ras-ul-Khaimah				8
Saudi Arabia	4,473,573	50,957,884	4,392,370	48,282,671
Sharjah				1,235
Syrian Arab Republic	85,823	2,483,304	234,006	1,240,057
Turkey	3,010,851	41,168,522	4,318,454	37,614,447
United Arab Emirates	8,918,439	180,040,196	11,168,393	209,029,687
Yemen	989,623	13,929,960	1,188,784	12,049,292
AUSTRALIA AND NEW ZEALAND	1,694,265	29,948,820	1,724,388	20,925,137
Australia	1,424,659	26,008,208	1,427,390	17,041,537
Cocos (Keeling) Is.		284		
Heard/Mac Donald Is.				1,758
New Zealand	269,606	3,938,496	295,905	3,879,861
Norfolk Island		1,832		
US.Minor Outlying Is			1,093	1,981
MELANESIA	24,047	237,786	11,540	297,899
Fiji	20,084	193,433	8,313	230,806
New Caledonia	47	5,974		6,181
Papua New Guinea	3,684	32,731	3,226	59,018
Solomon Islands		106		1,764
Vanuatu	233	5,543		130
MICRONESIA	598	3,862		6,199
Guam		3,068		3,594
Kiribati	598	794		
Micronesia,F.States				677
Nauru				978
Palau(Fr.pacific Is)				950
POLYNESIA		37,867		23,617
American Samoa		71		9,498
Cook Islands		2,829		460
French Polynesia		12,343		11,272
Niue		16,442		
Pitcairn		1,303		
Samoa		1,525		316
Tonga		3,353		1,814
Tuvalu				258

10.13 RE-Exports by Areas and Countries/Territories

(In Thousand Rupees)

COMMODITIES	JUNE, 2014	CUMULATIVE FROM JULY,2013	JUNE, 2013	CUMULATIVE FROM JULY,2012
GRAND TOTALS	2,303,471	16,369,060	2,261,209	9,946,277
CENTRAL AMERICA	3,659	37,906		
Honduras	3,659	3,659		
Mexico		34,246		
SOUTH AMERICA	124	26,625		846
Argentina		2,701		771
Brazil		318		75
Colombia	124	10,293		
Ecuador		12,406		
Peru		526		
Venezuela,Bolivar. R		381		
NORTH AMERICA	1,116,423	2,011,890	144,913	533,363
Canada	5,089	34,404	2,401	15,026
St.Pierre & Miquelon		254		
U.S.America	1,111,334	1,977,232	142,512	518,337
EASTERN EUROPE	6,200	891,840	2,087	337,470
Bulgaria		21,126		367
Czech Republic	3,347	634,639		29
Hungary		74,747		42,886
Poland	2,559	148,264	2,086	294,186
Romania		10	1	1
Russian Federation		12,687		
Ukraine	294	367		
NORTHERN EUROPE	21,032	659,314	47,063	1,161,253
Denmark	266	13,482	1,740	3,213
Estonia			20	20
Finland	1,244	6,699	1	3,641
Ireland	6,668	14,715	5	1,135
Norway		13,014	697	2,057
Sweden	554	52,551	1,513	14,550
United Kingdom	12,301	558,854	43,086	1,136,637
SOUTHERN EUROPE	29,205	210,177	12,928	125,188
Croatia		49		
Greece				3,226
Italy	29,198	166,935	12,907	119,292
Portugal	7	19		
Slovenia		418		
Spain		42,756	20	2,669
WESTERN EUROPE	108,287	3,238,205	727,493	1,905,243
Austria	10,865	12,366	349	1,217
Belgium	239	23,161	123	52,703
France	32,937	1,258,617	126,485	535,666
Germany	23,094	767,282	566,851	1,059,072
Luxembourg		38,719		
Netherlands	36,340	1,070,725	29,572	184,874
Switzerland	4,812	67,336	4,113	71,710
EASTERN AFRICA		13,908		5,950
Djibouti				4,713
Ethiopia		6,925		
Madagascar				1,237
Mauritius		1,695		
Seychelles		47		
Uganda		942		
U.R.of Tanzania		4,299		
MIDDLE AFRICA	5,274	8,246		38,787
Angola	5,274	5,274		38,316
Cameroon				472
Congo, Republic of		2,972		

Contd.

10.13 RE-Exports by Areas and Countries/Territories

(In Thousand Rupees)

COMMODITIES	JUNE, 2014	CUMULATIVE FROM JULY,2013	JUNE, 2013	CUMULATIVE FROM JULY,2012
NORTHERN AFRICA	208	14,466	10	10,477
Algeria		33		
Egypt(U.A.R.)	208	14,433		9,881
Libya			10	10
Tunisia				587
SOUTHERN AFRICA	1,178	2,864		1,367
South Africa		1,683		1,367
Swaziland	1,178	1,181		
WESTERN AFRICA		434	295	298
Ghana				3
Mauritania		415		
Nigeria			295	295
Senegal		19		
EASTERN ASIA	403,306	2,767,225	909,258	2,518,598
China	290,256	1,123,393	767,400	1,519,746
Hong Kong S.A.Re.Chi	67,658	1,238,649	71,412	350,826
Japan	43,801	308,379	67,754	622,212
Korea D.P.Republic				1
Korea, Republic of	1,580	72,407	88	12,498
O.Asia(Tai.For.Pe.Ki	10	24,397	2,604	13,314
SOUTH-CENTRAL ASIA	2,965	182,204	20,244	103,926
Afghanistan		18,356		15,765
Bangladesh		23,829		1,456
India	2,962	131,239	20,244	55,481
Iran (Islamic R.)				30,957
Kazakstan		717		
Kyrgyzstan/Kyrgyz R.		743		
Sri Lanka	3	5,153		267
Tajikistan		79		
Turkmenistan		2,086		
SOUTH-EASTERN ASIA	159,883	1,075,584	61,911	483,172
Brunei Darussalam				976
Indonesia	1,002	8,799	4,783	4,785
Malaysia	9,694	139,438	8,301	96,633
Philippines	339	10,047	1,229	11,532
Singapore	114,114	759,323	42,135	340,179
Thailand	34,734	114,637	5,464	29,067
Viet Nam		43,342		
WESTERN ASIA	445,468	5,217,209	331,683	2,714,497
Azerbaijan	402	11,230		
Bahrain		35,956	5	12,144
Cyprus		494		
Georgia		1,466		
Iraq	291	44,509	85	85
Jordan		314,306		49,149
Kuwait	543	59,522		1,401
Oman	20,772	160,069	12,042	22,202
Qatar		29,418	21,978	55,345
Saudi Arabia	40,598	84,964	287	219,100
Turkey	9,758	53,539	38,778	48,039
United Arab Emirates	359,817	4,302,118	257,607	2,301,410
Yemen	13,287	119,619	901	5,621
AUSTRALIA AND NEW ZEALAND	259	10,869	3,325	5,846
Australia	259	10,869		2,221
New Zealand			3,325	3,625
MELANESIA		95		
Papua New Guinea		95		

10.14 Imports by Areas and Countries / Territories

(In Thousand Rupees)

TERRITORIES/COUNTRIES	JUNE,2014	CUMULATIVE FROM JULY,2013	JUNE,2013	CUMULATIVE FROM JULY,2012
GRAND TOTALS	425,228,931	4,630,520,793	388,358,402	4,349,879,544
LATIN AMERICA	31,386	305,534	100,040	1,024,989
Anguilla		8		
Aruba	1,614	1,639		
Bahamas	1,308	7,764		2,214
Barbados		3,285	677	3,451
British Virgin Is.		9,053	54	170,708
Cayman Islands		478		13,913
Cuba	233	23,636	361	27,347
Dominica	32	3,630	1,103	2,979
Dominican Republic	5,300	47,128	2,150	15,466
Grenada		392		279
Guadeloupe		2		3,095
Haiti		226	312	857
Jamaica	2,475	17,341	40	19,028
Martinique				48
Montserrat		1,504		382
Netherlands Antilles		8,367	557	123,395
Puerto Rico	17,450	110,298	92,606	616,075
St.Kitts and Nevis		118		16
St.Vincent/Grenadine				506
Trinidad and Tobago	2,975	65,790	2,180	19,217
Turks & Caicos Is.		1,973		3,237
US.Virgin Islands		2,903		2,776
CENTRAL AMERICA	337,412	4,918,524	341,533	4,828,726
Belize	202	129,669	3,446	491,063
Costa Rica	10,119	75,977	2,153	19,064
El Salvador	146	2,851	31	519
French West Indies		1,932		2,796
Guatemala	58,883	614,128	29,264	657,200
Honduras	1,466	22,988	1,852	13,400
Mexico	266,598	4,065,096	304,787	2,848,394
Nicaragua		782		
Panama		5,102		796,292
SOUTH AMERICA	6,746,257	35,455,979	5,378,359	34,622,972
Argentina	4,541,872	18,777,702	4,092,028	13,012,260
Bolivia		1,260		136,654
Bouvet Island		3,779		2,856
Brazil	1,788,055	11,915,572	1,045,145	18,061,811
Chile	207,824	3,687,266	220,731	2,075,897
Colombia	7,218	121,161	4,568	59,184
Ecuador		47,731		4,551
Falkland Is.Malvinas		19	1,922	2,197
French Guiana		265		9,434
Guyana	1,132	58,194		4,865
Paraguay	122,087	296,374	50	608
Peru	27,197	232,552	306	133,481
S.Georgia S.Sandw.Is		24,603	1,553	6,014
Suriname	91	3,684	175	56,216
Uruguay	50,255	283,877	11,880	1,046,554
Venezuela,Bolivar. R	526	1,938		10,391
NORTH AMERICA	15,629,497	200,208,917	13,871,871	170,155,207
Bermuda		772		4,296
Canada	5,216,657	20,073,213	1,042,754	13,519,184

Contd.

10.14 Imports by Areas and Countries / Territories

(In Thousand Rupees)

TERRITORIES/COUNTRIES	JUNE,2014	CUMULATIVE FROM JULY,2013	JUNE,2013	CUMULATIVE FROM JULY,2012
Greenland		225		21,536
St.Pierre & Miquelon		25,567		11,199
U.S.America	10,412,840	180,109,139	12,829,117	156,598,993
EASTERN EUROPE	5,379,940	78,929,231	3,399,806	54,108,829
Belarus	364,864	2,543,254	143,733	2,461,453
Bulgaria	84,868	1,430,304	92,405	1,582,168
Czech Republic	421,858	3,047,056	176,650	2,090,726
Hungary	153,734	3,290,969	101,431	2,107,634
Poland	514,657	6,035,260	609,223	5,559,634
Republic of Moldova	36,564	1,057,556		
Romania	225,690	8,026,465	134,190	4,301,124
Russian Federation	1,848,843	24,150,276	1,517,266	26,835,295
Slovakia/Slovak R.	727,961	5,573,386	274,719	2,481,130
Ukraine	1,000,901	23,774,705	350,189	6,689,665
NORTHERN EUROPE	8,458,079	115,981,800	10,139,961	134,954,555
Denmark	569,113	17,522,923	4,606,956	29,422,417
Estonia	7,305	216,734	5,584	4,312,746
Faeroe Islands	4	1,301		
Finland	366,264	5,826,895	340,701	5,325,311
Iceland	15,092	91,908	845	24,238
Ireland	341,914	4,801,153	123,951	3,971,703
Latvia	236,080	654,122	29,680	182,794
Lithuania	14,994	2,581,561	9,691	1,339,586
Norway	55,758	1,326,815	93,471	2,767,777
Svalbard/Jan May.Is.		635		1,015
Sweden	1,973,938	22,150,519	1,540,777	18,907,047
United Kingdom	4,877,617	60,807,234	3,388,305	68,699,920
SOUTHERN EUROPE	5,853,283	76,485,422	5,067,719	69,729,992
Albania		4,924		4,859
Andorra		4		338
Bosnia & Herzegovina	7,150	25,496	1,474	3,535
Croatia	826	21,373	1,733	43,351
Fr.Yugoslav R.Macedo		8,463		
Gibraltar		2,588	403	2,996
Greece	33,482	2,082,706	25,739	4,007,505
Holy See		926		2,644
Italy	3,854,252	50,061,089	3,614,038	45,557,246
Malta	551	21,701	3,900	30,278
Portugal	738,916	2,063,649	234,712	1,340,841
San Marino	7,336	18,456		
Slovenia	3,343	218,241	22,086	1,034,137
Spain	1,206,265	17,933,933	960,349	15,400,895
Serbia	1,162	4,021,872	203,285	2,301,369
WESTERN EUROPE	22,840,564	307,476,597	29,921,881	270,456,581
Austria	635,031	11,240,805	860,349	9,399,686
Belgium	1,411,514	23,737,964	1,787,374	21,160,831
Europien Union	3,899,771	45,165,083	1,795,213	17,847,761
France	2,790,384	38,178,192	2,760,238	40,421,349
Germany	10,619,175	126,050,323	17,143,158	131,039,130
Liechtenstein	124	3,719	56	2,829
Luxembourg	8,983	1,259,317	109,233	787,451
Monaco		726,078		576
Netherlands	2,046,256	28,375,878	3,935,800	26,545,535
Switzerland	1,429,325	32,739,238	1,530,460	23,251,431

Contd.

10.14 Imports by Areas and Countries / Territories

(In Thousand Rupees)

TERRITORIES/COUNTRIES	JUNE,2014	CUMULATIVE FROM JULY,2013	JUNE,2013	CUMULATIVE FROM JULY,2012
EASTERN AFRICA	3,537,989	42,338,277	2,588,002	41,818,865
B.Indian Ocean Terr.				283
Burundi	82,837	1,004,875	69,769	1,109,123
Comoros		633,449	2,785	72,516
Djibouti	15,722	146,592	22,307	143,627
Eritrea	2,368	12,105		11,804
Ethiopia	201,733	3,517,612	360,198	3,826,887
Kenya	2,233,227	24,859,120	1,461,723	25,351,247
Madagascar	11,589	389,964	7,706	287,740
Malawi	49,186	334,025	39,658	335,378
Mauritius	19,772	2,356,338	3,901	1,691,240
Mayotte	3,918	7,821		7,324
Mozambique		48,911	94,402	385,621
Reunion	17,560	109,986		44,079
Rwanda	292,120	1,735,314	139,505	1,885,108
Somalia	62,261	786,977	86,792	527,461
Uganda	38,809	726,303	28,546	829,214
U.R.of Tanzania	128,821	1,032,939	54,708	1,282,916
Zambia	354,635	4,380,358	216,004	3,804,550
Zimbabwe	23,432	255,589		222,748
MIDDLE AFRICA	16,849	327,974	11,720	287,342
Angola	6,038	19,265		79,771
Cameroon	2,601	78,434	2,994	36,933
Central African R.	332	3,091		9,900
Chad	6,110	169,739	1,158	75,595
Congo, Republic of	1,768	33,015	3,271	40,289
D.R.of Congo		11,291		2,840
Equatorial G.(Ri.Mi)		82		90
Gabon		11,655	2,374	28,255
Sao Tome & Principe		1,401	1,923	13,668
NORTHERN AFRICA	4,557,958	40,961,846	3,731,465	48,594,907
Algeria		45,692	5,268	74,281
Egypt(U.A.R.)	1,605,033	12,107,285	495,269	12,180,960
Libya	32,295	3,530,130	900	1,065
Morocco	2,576,246	23,924,003	3,180,568	34,615,761
Sudan	2,089	251,463	2,790	692,541
Tunisia	37,986	798,590	46,669	1,030,299
Western Sahara(Ri.De)	304,309	304,683		
SOUTHERN AFRICA	4,251,339	34,089,822	4,419,443	33,101,169
Botswana	5	9,661	347	3,476
Canary Islands		2,158	141	498
French Southern Terr				425
Lesotho		3,211		666
Namibia	6,548	190,463		33,442
South Africa	4,206,212	32,895,138	3,095,026	29,114,785
Swaziland	38,575	989,190	1,323,929	3,947,876
WESTERN AFRICA	211,206	2,853,431	737,065	6,315,113
Benin		8,877		16,516
Burkina Faso(Fr.Up.V)	30,945	78,954	2,384	2,384
Cape Verde		1,009		21,759
Co.te d.Ivoire(Fr.Iv)	20,429	157,542	665	60,080
Gambia		8,076		3,992
Ghana	223	317,952	476,149	834,035
Guinea	4,128	65,402	16,990	49,389

Contd.

10.14 Imports by Areas and Countries / Territories

(In Thousand Rupees)

TERRITORIES/COUNTRIES	JUNE,2014	CUMULATIVE FROM JULY,2013	JUNE,2013	CUMULATIVE FROM JULY,2012
Guinea-Bissau		8,428		
Liberia	765	4,204		264,759
Mali	8,190	273,182	6,125	105,979
Mauritania	14,461	18,389		932,192
Niger		5,571		1,522
Nigeria	51,331	753,150	104,891	2,848,991
Senegal	68,285	885,983	118,527	906,489
Sierra Leone		27,954	3,565	109,204
St. Helena		2,812	375	375
Togo	12,448	235,946	7,393	157,448
EASTERN ASIA	113,026,566	1,100,159,545	90,533,442	975,841,284
China	87,817,704	792,956,669	66,013,108	642,370,763
Hong Kong S.A.Re.Chi	793,663	10,908,359	877,452	11,542,032
Japan	15,160,918	182,608,527	14,692,354	197,256,915
Korea D.P.Republic	259,357	4,093,553	338,866	5,043,939
Korea, Republic of	5,408,857	67,825,938	5,799,841	84,272,617
Macao.China	1,031	5,115	98	3,608
Mongolia		1,310		860
O.Asia(Tai.For.Pe.Ki	3,585,037	41,760,075	2,811,723	35,350,550
SOUTH-CENTRAL ASIA	22,487,563	278,658,365	16,142,451	234,870,379
Afghanistan	3,519,993	36,900,372	2,522,681	27,867,029
Bangladesh	244,219	5,739,034	233,553	5,882,036
Bhutan		165	85	5,223
India	16,795,113	210,540,789	11,490,444	175,529,283
Iran (Islamic R.)	1,183,217	16,925,570	1,104,061	16,216,687
Kazakstan	24,627	364,628	148,654	437,231
Kyrgyzstan/Kyrgyz R.		4,932	3	8,756
Maldives		2,220		8,906
Nepal	9,250	75,859	1,823	83,123
Sri Lanka	521,622	6,372,863	482,083	7,396,824
Tajikistan	603	7,947	310	43,554
Turkmenistan	186,085	1,667,886	158,755	1,344,887
Uzbekistan	2,834	56,100		46,839
SOUTH-EASTERN ASIA	51,217,838	522,994,797	37,888,763	488,961,907
Brunei Darussalam	1,120	1,875	2,679	2,715
Cambodia Fr.Kampuche	1,222	59,344	3,439	23,791
Timor Leste				261
Indonesia	22,913,036	162,725,157	7,610,719	125,341,298
Lao People's D.R.		9,089	5,843	7,788
Malaysia	14,666,707	174,360,147	17,688,611	202,928,290
Myanmar	849,801	2,214,031	111,684	1,924,053
Philippines	294,240	3,439,757	284,717	3,245,267
Singapore	4,773,168	99,807,563	3,597,717	75,951,352
Thailand	6,570,900	67,648,916	7,798,632	69,911,590
Viet Nam	1,147,645	12,728,917	784,722	9,625,501
WESTERN ASIA	159,044,985	1,752,133,828	158,283,754	1,699,342,336
Armenia		11,689		22,392
Azerbaijan		1,882	846	5,883
Bahrain	191,994	11,031,806	1,109,046	8,643,324
Cyprus	2,693	115,707	13,108	175,320
Dubai				4,268
Georgia	24	253,985	7,360	36,368
Iraq	662,229	1,279,851	113,823	329,639
Jordan	314,514	2,411,674	428,643	1,732,456

Contd.

10.14 Imports by Areas and Countries / Territories

(In Thousand Rupees)

TERRITORIES/COUNTRIES	JUNE,2014	CUMULATIVE FROM JULY,2013	JUNE,2013	CUMULATIVE FROM JULY,2012
Kuwait	26,717,358	346,695,685	37,676,862	392,490,326
Lebanon	53,004	355,199	44,356	349,965
Oman	6,877,815	137,527,692	15,857,971	82,448,782
Qatar	960,540	18,079,549	1,947,832	25,113,290
Ras-ul-Khaimah				4,864
Saudi Arabia	39,637,671	459,138,346	30,913,545	334,507,446
Syrian Arab Republic	2,471	81,846	2,622	59,763
Turkey	1,984,377	17,782,716	1,269,686	14,564,187
United Arab Emirates	81,583,727	757,089,584	68,866,425	837,394,289
Yemen	56,569	276,615	31,630	1,459,773
AUSTRALIA AND NEW ZEALAND	1,592,660	36,083,447	5,788,215	79,422,090
Australia	861,443	30,928,095	5,347,929	74,789,002
Christmas Islands	97	25,351	3,717	43,659
Cocos (Keeling) Is.		11,592	149	14,789
Heard/Mac Donald Is.		1,582	267	1,833
New Zealand	731,120	5,092,054	436,107	4,490,804
Norfolk Island		10,488		9,677
US.Minor Outlying Is		14,285	46	72,326
MELANESIA		59,367	3,693	1,336,172
Fiji		124		3,184
New Caledonia				1,292,160
Papua New Guinea		1,275		12,916
Solomon Islands		52,334		2,962
Vanuatu		5,635	3,693	24,950
MICRONESIA	7,555	25,312		39,876
Guam				45
Kiribati	7,555	11,286		18,122
Marshall Islands		8,086		3,666
Micronesia,F.States		3,994		60
Nauru				13,813
Northern Mariana Is.		1,943		169
Palau(Fr.pacific Is)		3		4,001
POLYNESIA	2	72,778	9,220	66,251
American Samoa		50,527	8,720	57,271
Cook Islands		812		985
French Polynesia		1,366		1,186
Johnston Island		6,347		9
Pitcairn		11,529		195
Samoa				193
Tokelau		1,607	501	4,614
Tonga		322		611
Tuvalu	2	267		1,187

10.15 Re-imports by Areas and Countries / Territories

(In Thousand Rupees)

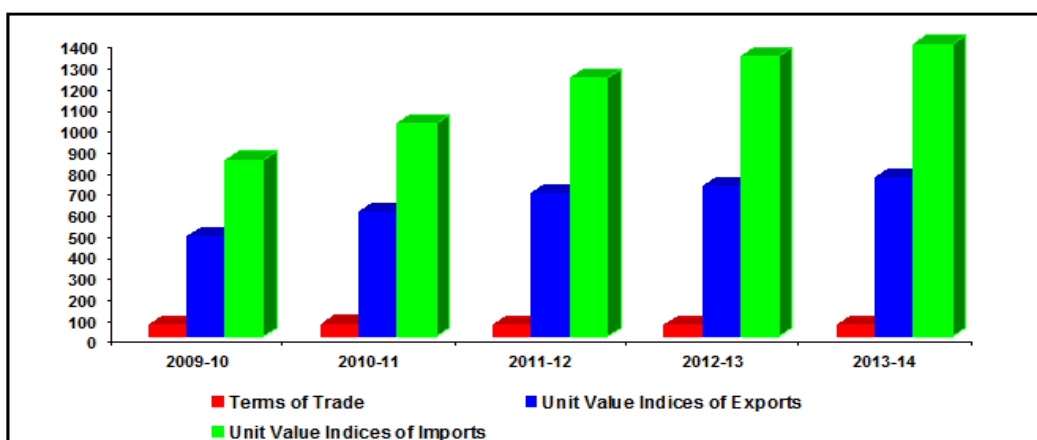
TERRITORIES/COUNTRIES	JUNE,2014	CUMULATIVE FROM JULY,2013	JUNE,2013	CUMULATIVE FROM JULY,2012
GRAND TOTALS	1,695,458	1,855,737		
LATIN AMERICA	5,444	5,444		
British Virgin Is.	5,444	5,444		
SOUTH AMERICA	6,307	6,307		
Brazil	6,307	6,307		
NORTH AMERICA	628,053	643,037		
Canada	63,655	78,639		
U.S.America	564,398	564,398		
EASTERN EUROPE	8,147	8,147		
Poland	8,147	8,147		
NORTHERN EUROPE	94,658	94,658		
Finland	877	877		
Norway	1,334	1,334		
Sweden	20,419	20,419		
United Kingdom	72,027	72,027		
SOUTHERN EUROPE	37,952	44,484		
Italy	33,337	33,337		
Portugal	3,168	3,168		
Spain	1,447	7,980		
WESTERN EUROPE	57,784	57,796		
Belgium	4,265	4,265		
France	24,153	24,153		
Germany	18,746	18,758		
Netherlands	3,326	3,326		
Switzerland	7,294	7,294		
EASTERN AFRICA	5,367	5,367		
Ethiopia	5,367	5,367		
EASTERN ASIA	437,065	460,681		
China	248,274	269,736		
Hong Kong S.A.Re.Chi	31,925	31,925		
Japan	86,174	86,185		
Korea, Republic of	5,886	8,027		
O.Asia(Tai.For.Pe.Ki	64,807	64,807		
SOUTH-CENTRAL ASIA	134,719	135,416		
Afghanistan		452		
Bangladesh	8,222	8,222		
India	83,808	84,053		
Sri Lanka	42,689	42,689		
SOUTH-EASTERN ASIA	147,254	261,158		
Indonesia	102,845	107,529		
Malaysia	17,815	17,815		
Singapore	11,140	120,360		
Thailand	13,929	13,929		
Viet Nam	1,525	1,525		
WESTERN ASIA	113,048	113,582		
Bahrain	131	131		
Jordan	614	614		
Oman	1,879	1,879		
Saudi Arabia	27,266	27,266		
Turkey	26,953	26,987		
United Arab Emirates	56,205	56,705		
AUSTRALIA AND NEW ZEALAND	19,660	19,660		
Australia	19,660	19,660		

10.16 Annual and Quarterly Terms of Trade and Unit Value Indices of Exports and Imports (1990-91=100)

Year/ Quarter	Terms of Trade	Unit Value Indices of Exports	Unit Value Indices of Imports
2009-10	56.94	478.07	839.60
2010-11	58.55	593.19	1013.10
2011-12	55.08	679.44	1233.49
2012-13	53.81	715.45	1329.56
2013-14	54.27	752.86	1387.15
2009-10 Jul-Sep	55.02	443.19	805.47
Oct-Dec	56.94	469.13	823.90
Jan-Mar	55.84	477.73	855.55
Apr-Jun	59.79	522.21	873.47
2010-11 Jul-Sep	59.91	552.97	923.01
Oct-Dec	60.25	584.51	970.12
Jan-Mar	57.34	596.46	1040.23
Apr-Jun	57.08	638.81	1119.05
2011-12 Jul-Sep	56.28	653.84	1161.73
Oct-Dec	54.96	673.48	1225.37
Jan-Mar	54.95	680.39	1238.16
Apr-Jun	54.26	710.06	1308.71
2012-13 Jul-Sep	53.94	684.66	1269.28
Oct-Dec	53.43	709.08	1327.23
Jan-Mar	53.91	728.42	1351.28
Apr-Jun	53.97	739.63	1370.44
2013-14 Jul-Sep	54.54	745.76	1367.33
Oct-Dec	54.61	745.57	1365.33
Jan-Mar	54.80	771.50	1407.91
Apr-Jun *	53.17	748.62	1408.02

* Provisional

Annual Terms of Trade and Unit Value Indices of Exports and Imports (1990-91=100)



10.17 Index Numbers of Unit Values of Exports by Groups (1990-91=100)

Year /Quarter	All groups	Food and Live animals	Beverages & Tobacco	Crude materials inedible except fuels	Mineral fuels & Lubricants	Chemicals	Manufactured goods	Machinery & Transport equipment	Misc. Manufactured articles
2009-10	478.07	693.35	629.08	573.05	1115.54	534.75	411.00	988.72	498.40
2010-11	593.19	747.72	804.61	647.55	1333.56	620.91	559.56	1286.13	558.25
2011-12	679.44	800.09	935.29	848.74	1500.63	739.66	641.15	1517.96	650.31
2012-13	715.45	884.48	1052.54	958.74	1615.08	876.11	689.62	1603.48	657.15
2013-14	752.86	954.07	1127.89	1009.57	1682.81	939.50	698.49	1650.17	700.75
2009-10 Jul-Sep	443.19	672.35	556.03	486.35	892.44	516.63	376.84	964.28	466.51
Oct-Dec	469.13	661.15	614.82	552.41	1109.46	525.84	405.99	988.25	506.57
Jan-Mar	477.73	743.32	656.33	625.80	1191.09	527.21	398.59	1001.10	507.76
Apr-Jun	522.21	696.57	689.14	627.65	1269.18	569.30	462.58	1004.25	512.74
2010-11 Jul-Sep	552.97	711.81	719.61	634.81	1330.51	571.93	504.00	1168.32	533.66
Oct-Dec	584.51	751.75	790.66	636.36	1351.72	592.57	548.28	1263.12	543.21
Jan-Mar	596.46	755.41	850.66	639.27	1297.10	651.58	575.38	1317.01	545.45
Apr-Jun	638.81	771.90	857.51	679.75	1354.90	667.54	610.58	1396.06	610.67
2011-12 Jul-Sep	653.84	803.38	897.76	758.78	1429.38	678.24	617.90	1431.44	635.65
Oct-Dec	673.48	780.21	923.77	818.80	1492.20	714.47	645.22	1523.11	645.05
Jan-Mar	680.39	787.46	953.20	904.77	1528.82	766.15	648.83	1549.50	652.21
Apr-Jun	710.06	829.32	966.43	912.66	1552.12	799.77	652.65	1567.78	668.31
2012-13 Jul-Sep	684.66	867.43	999.22	924.18	1562.79	809.02	656.98	1584.13	636.74
Oct-Dec	709.08	869.95	1036.60	944.56	1653.04	851.48	685.86	1590.79	658.79
Jan-Mar	728.42	899.09	1086.12	982.32	1620.06	921.14	705.07	1618.96	666.01
Apr-Jun	739.63	901.46	1088.20	983.88	1624.41	922.80	710.57	1620.03	667.06
2013-14 Jul-Sep	745.46	919.57	1098.87	1017.68	1634.63	934.11	713.43	1624.52	674.82
Oct-Dec	745.57	952.49	1154.15	1023.78	1640.93	928.01	698.36	1631.05	723.57
Jan-Mar	771.50	970.48	1164.01	1042.41	1659.59	941.60	719.23	1664.20	729.32
Apr-Jun *	748.62	973.74	1094.54	954.39	1796.09	954.26	659.51	1680.9	675.29

* Provisional

10.18 Index Numbers of Unit Values of Imports by Groups (1990-91=100)

Year/Quarter	All groups	Food and Live animals	Beverages & Tobacco	Crude materials inedible except fuels	Mineral fuels & Lubricants	Animal or Veg. oils & Fats	Chemicals	Manufactured goods	Machinery & Transport equipment	Misc. manufactured articles
2009-10	839.60	689.76	961.43	677.43	975.40	881.02	725.54	612.77	965.15	964.44
2010-11	1013.10	743.82	1060.35	803.59	1255.86	1005.72	796.89	747.32	1183.62	1174.99
2011-12	1233.49	791.79	1230.10	881.00	1651.93	1240.29	897.56	823.33	1407.29	1274.46
2012-13	1329.56	802.28	1339.47	995.65	1720.77	1103.29	994.50	887.02	1738.91	1342.66
2013-14 *	1387.15	838.74	1446.20	1046.35	1757.91	1054.13	1098.60	899.66	1866.32	1458.63
2009-10 Jul-Sep	805.47	744.23	913.57	616.19	892.27	828.13	709.02	587.46	953.80	956.44
Oct-Dec	823.90	654.51	964.37	686.62	941.02	874.59	709.63	615.28	961.91	962.06
Jan-Mar	855.55	673.49	982.36	688.78	1010.89	954.66	732.71	618.73	965.30	966.47
Apr-Jun	873.47	686.80	985.42	718.12	1057.40	866.70	750.79	629.59	979.59	972.77
2010-11 Jul-Sep	923.01	695.80	897.28	759.48	1085.96	867.68	770.08	675.64	1113.89	1097.68
Oct-Dec	970.12	727.87	1026.20	771.05	1128.38	956.15	773.31	727.65	1171.21	1170.63
Jan-Mar	1040.23	792.24	1104.22	841.89	1290.04	1085.82	814.67	791.58	1173.28	1197.23
Apr-Jun	1119.05	759.37	1123.70	841.94	1519.07	1113.24	829.51	794.40	1276.10	1234.40
2011-12 Jul-Sep	1161.73	780.37	1174.28	886.35	1546.57	1209.58	836.74	807.84	1297.42	1248.30
Oct-Dec	1225.37	786.64	1201.86	889.48	1674.49	1185.85	907.70	818.38	1350.77	1264.77
Jan-Mar	1238.16	819.33	1254.74	846.69	1651.53	1277.05	922.54	830.85	1386.86	1282.00
Apr-Jun	1308.71	780.82	1289.52	901.49	1735.14	1288.69	923.26	836.23	1594.10	1302.76
2012-13 Jul-Sep	1269.28	791.42	1310.88	925.57	1623.49	1189.26	939.61	875.46	1610.53	1323.94
Oct-Dec	1327.23	794.08	1328.36	995.64	1764.03	1111.45	1009.58	881.11	1680.20	1327.27
Jan-Mar	1351.28	800.25	1350.09	1017.46	1761.13	1048.35	989.23	877.44	1804.52	1345.00
Apr-Jun	1370.44	823.38	1368.54	1043.92	1734.43	1064.11	1039.59	914.05	1860.39	1374.43
2013-14 Jul-Sep	1367.33	839.00	1390.72	1064.30	1688.69	1075.42	1064.27	859.80	1865.31	1381.34
Oct-Dec	1365.33	840.48	1425.20	1052.01	1711.56	1054.23	1083.40	873.38	1875.71	1391.17
Jan-Mar	1407.91	849.44	1463.98	1072.34	1784.71	1061.03	1104.26	930.61	1937.80	1487.18
Apr-Jun *	1408.02	826.03	1504.91	996.765	1846.69	1025.83	1142.45	934.85	1786.47	1574.82

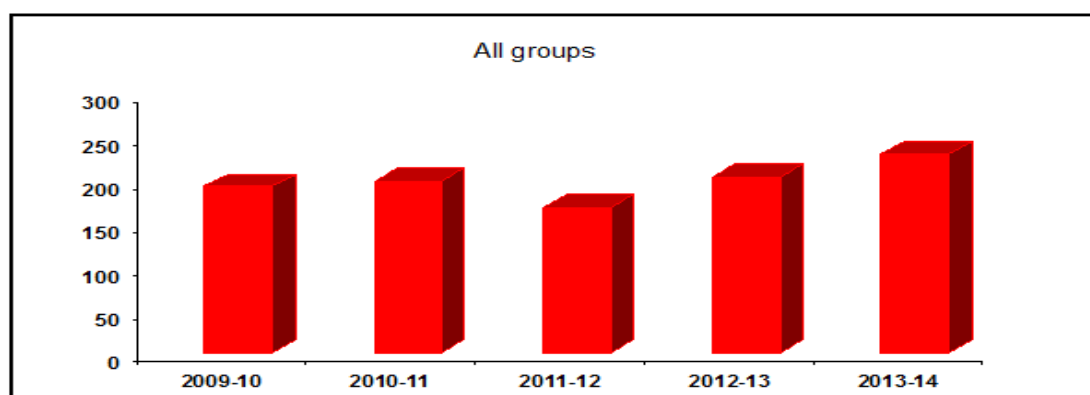
* Provisional

10.19 Index Numbers of Quantum of Exports by Groups (1990-91=100)

Year/Quarter	All groups	Food and Live animals	Beverages & Tobacco	Crude materials inedible except fuels	Mineral fuels & Lubricants	Chemicals	Manufactured goods	Machinery & Transport equipment	Misc. manufactured articles
2009-10	191.74	259.95	271.16	198.39	348.10	963.70	185.42	1307.03	173.53
2010-11	198.41	286.92	314.18	199.10	333.36	1033.09	180.52	2806.15	198.34
2011-12	167.36	264.12	367.35	282.00	410.62	1301.40	157.00	2077.59	164.87
2012-13	202.86	242.21	238.64	343.79	37.89	992.45	191.87	2014.32	181.50
2013-14	229.80	280.96	175.45	447.47	409.09	1010.41	189.96	2056.66	226.38
2009-10 Jul-Sep	177.95	206.42	266.10	73.63	231.99	1408.70	187.39	1845.47	163.67
Oct-Dec	199.49	249.30	226.00	396.51	365.90	807.47	189.20	1023.80	160.88
Jan-Mar	205.83	308.05	284.12	259.15	372.38	759.76	186.63	917.64	181.75
Apr-Jun	183.69	276.02	308.42	64.25	422.12	878.86	178.45	1441.20	187.80
2010-11 Jul-Sep	171.90	234.32	274.00	48.34	310.57	1052.36	168.17	2713.18	190.87
Oct-Dec	190.23	257.32	182.25	105.16	394.62	1244.86	181.35	2986.54	196.39
Jan-Mar	208.47	300.04	354.70	324.40	309.57	882.63	181.02	3404.45	203.65
Apr-Jun	223.05	356.00	445.76	318.50	318.66	952.51	191.55	2120.43	202.43
2011-12 Jul-Sep	123.61	226.97	338.73	258.06	397.91	1195.14	153.61	1693.48	168.03
Oct-Dec	169.87	245.98	350.96	342.16	405.61	1260.20	146.42	1741.42	145.37
Jan-Mar	181.51	273.36	342.68	403.10	392.32	1443.70	151.76	2986.15	158.70
Apr-Jun	194.44	310.16	437.04	124.69	446.65	1306.54	176.19	1889.30	187.37
2012-13 Jul-Sep	182.10	193.42	203.51	300.83	29.33	962.68	175.53	2240.25	165.88
Oct-Dec	201.62	219.24	268.01	357.97	6.46	948.78	196.72	2835.50	174.64
Jan-Mar	208.98	289.31	307.37	350.05	53.72	840.47	192.71	1390.01	179.90
Apr-Jun	218.73	266.88	175.65	366.29	62.03	1217.85	202.51	1591.51	205.57
2013-14 Jul-Sep	242.65	254.75	215.28	392.89	1298.61	1052.88	213.28	1226.96	241.61
Oct-Dec	220.69	279.96	59.50	463.12	4.22	691.05	190.14	911.18	229.81
Jan-Mar	218.37	336.65	69.11	350.89	247.03	1153.88	186.44	4061.10	208.14
Apr-Jun	237.48	252.47	357.92	582.97	86.50	1143.82	170.28	2027.38	225.97

*Provisional

*Index Numbers of Quantum of Exports by Groups
(1990-91=100)*

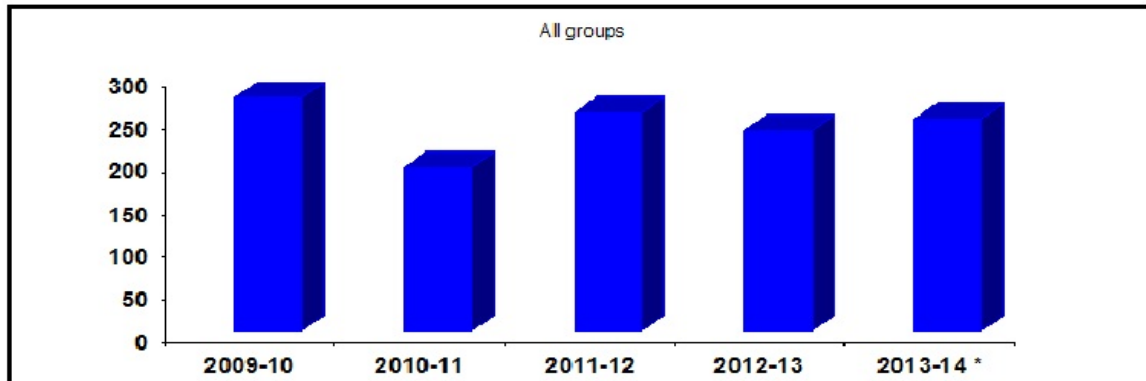


10.20 Index Numbers of Quantum of Imports by Groups (1990-91=100)

Year/Quarter	All groups	Food and Live animals	Beverages & Tobacco	Crude materials inedible except fuels	Mineral fuels & Lubricants	Animal or Veg. oils & Fats	Chemicals	Manufactured goods	Machinery & Transport equipment	Misc. manufactured articles
2009-10	273.50	161.65	372.35	535.52	228.17	154.83	257.08	228.29	363.58	283.04
2010-11	191.60	164.44	279.53	372.91	154.15	90.93	202.59	180.73	232.67	194.23
2011-12	256.47	321.01	371.65	473.88	197.46	121.87	290.92	241.91	280.01	288.73
2012-13	234.02	186.86	275.65	413.29	190.89	141.68	240.54	249.49	266.44	261.26
2013-14 *	249.40	162.10	317.18	491.04	185.66	182.37	253.03	312.32	283.06	286.91
2009-10 Jul-Sep	238.16	154.35	392.05	425.86	213.38	127.36	243.00	212.43	274.82	294.44
Oct-Dec	283.91	155.57	390.51	569.82	235.88	174.91	281.84	217.29	359.87	296.50
Jan-Mar	283.84	148.75	367.15	566.37	227.15	179.70	222.79	215.90	439.70	252.09
Apr-Jun	288.07	187.94	339.70	580.04	236.28	137.33	280.68	267.53	379.91	289.12
2010-11 Jul-Sep	248.97	158.42	296.08	524.15	182.44	144.57	276.67	221.66	312.20	297.65
Oct-Dec	261.69	326.59	310.45	368.01	241.54	118.61	261.06	259.08	299.36	220.06
Jan-Mar	255.72	172.75	511.57	599.46	192.62	100.52	272.62	242.19	319.12	259.22
Apr-Jun	243.83	142.78	560.71	388.27	231.20	127.06	271.01	221.30	290.85	285.27
2011-12 Jul-Sep	240.84	277.16	347.08	300.55	194.84	114.21	304.19	247.39	261.99	225.28
Oct-Dec	265.20	330.05	344.55	647.69	194.63	119.56	315.83	235.90	261.50	260.87
Jan-Mar	246.02	383.47	403.56	497.72	188.47	102.72	277.36	223.66	241.95	398.43
Apr-Jun	273.80	293.36	391.41	449.55	211.89	151.00	266.31	260.67	354.59	270.34
2012-13 Jul-Sep	233.97	153.48	320.06	335.17	199.90	165.49	246.32	226.37	289.12	221.18
Oct-Dec	229.54	203.59	244.78	355.04	192.53	115.62	250.79	260.53	247.53	297.57
Jan-Mar	223.34	205.75	273.94	531.28	168.62	148.57	209.02	245.75	221.78	281.19
Apr-Jun	249.22	184.62	263.80	431.66	202.50	137.03	256.03	265.29	307.32	245.10
2013-14 Jul-Sep	218.67	122.34	261.56	396.94	181.66	174.34	244.11	206.78	263.81	229.50
Oct-Dec	268.58	171.23	341.53	584.51	196.34	167.22	261.77	508.73	227.47	235.11
Jan-Mar	257.81	167.02	354.12	578.98	169.03	175.06	258.74	280.99	321.79	278.09
Apr-Jun *	252.54	187.81	311.51	403.73	195.6	212.84	247.49	252.77	319.16	305.94

*Provisional

**Index Numbers of Quantum of Imports by Groups
(1990-91=100)**



10.21 Trade in Services (Summary) April, 2014

Description	Rs. In Million Dollars in Thousands					
	* April, 2014		** March, 2014		% Change in April, 2014 over March, 2014	
	Rs	\$	Rs	\$	Rs	\$
Export of Services (TOTAL)	44,194.44	453,310.00	36,183.46	361,915.00	22.14	25.25
A. TRANSPORTAION	12,833.45	131,635.00	10,985.55	109,880.00	16.82	19.80
B. TRAVEL	2,709.12	27,788.00	2,336.19	23,367.00	15.96	18.92
C. COMMUNICATION SERVICES	3,513.74	36,041.00	3,759.16	37,600.00	-6.53	-4.15
D. CONSTRUCTION SERVICES	319.78	3,280.00	673.95	6,741.00	-52.55	-51.34
E. INSURANCE SERVICES	703.01	7,211.00	501.10	5,012.00	40.29	43.87
F. FINANCIAL SERVICES	683.62	7,012.00	1,394.49	13,948.00	-50.98	-49.73
G. COMPUTER AND INFORMATION SERVICES	3,056.98	31,356.00	2,639.81	26,404.00	15.80	18.75
H. ROYALTIES AND LICENSE FEES	190.60	1,955.00	60.39	604.00	215.62	223.68
I. OTHER BUSINESS SERVICES	5,941.61	60,944.00	5,607.65	56,089.00	5.96	8.66
J. PERSONAL, CULTURAL, AND RECREATIONAL SERVICES	21.84	224.00	13.20	132.00	65.45	69.70
K. GOVERNMENT SERVICES, n.i.e.	14,220.69	145,864.00	8,211.97	82,138.00	73.17	77.58
Import of Services (TOTAL)	67,354.08	690,864.00	65,518.66	655,333.00	2.80	5.42
A. TRANSPORTAION	33,969.80	348,434.00	33,354.68	333,621.00	1.84	4.44
B. TRAVEL	10,241.03	105,044.00	8,109.99	81,118.00	26.28	29.50
C. COMMUNICATION SERVICES	1,125.36	11,543.00	797.33	7,975.00	41.14	44.74
D. CONSTRUCTION SERVICES	652.71	6,695.00	307.73	3,078.00	112.10	117.51
E. INSURANCE SERVICES	1,738.01	17,828.00	1,946.32	19,468.00	-10.70	-8.42
F. FINANCIAL SERVICES	2,214.26	22,712.00	1,412.88	14,132.00	56.72	60.71
G. COMPUTER AND INFORMATION SERVICES	2,139.47	21,945.00	2,280.28	22,808.00	-6.18	-3.78
H. ROYALTIES AND LICENSE FEES	1,529.76	15,691.00	1,005.38	10,056.00	52.16	56.04
I. OTHER BUSINESS SERVICES	10,868.38	111,479.00	13,534.58	135,376.00	-19.70	-17.65
J. PERSONAL, CULTURAL, AND RECREATIONAL SERVICES	99.34	1,019.00	72.68	727.00	36.68	40.17
K. GOVERNMENT SERVICES, n.i.e.	2,775.96	28,474.00	2,696.81	26,974.00	2.93	5.56

Description	% Change in July - April, 2013-2014 over July - March, 2012-2013					
	* July - April 2013 - 2014		** July - April 2012 - 2013		% Change in July - April, 2013-2014 over July - March, 2012-2013	
	Rs	\$	Rs	\$	Rs	\$
Export of Services (TOTAL)	434,492.81	4,188,904.00	564,816.92	5,860,477.00	-23.07	-28.52
A. TRANSPORTAION	108,497.28	1,046,012.00	105,133.93	1,090,858.00	3.20	-4.11
B. TRAVEL	25,049.31	241,498.00	24,673.75	256,012.00	1.52	-5.67
C. COMMUNICATION SERVICES	42,376.62	408,549.00	40,764.80	422,971.00	3.95	-3.41
D. CONSTRUCTION SERVICES	2,307.77	22,249.00	2,212.34	22,955.00	4.31	-3.08
E. INSURANCE SERVICES	7,456.05	71,883.00	3,553.04	36,866.00	109.85	94.98
F. FINANCIAL SERVICES	6,379.28	61,502.00	4,408.68	45,744.00	44.70	34.45
G. COMPUTER AND INFORMATION SERVICES	28,033.89	270,272.00	23,137.69	240,074.00	21.16	12.58
H. ROYALTIES AND LICENSE FEES	778.04	7,501.00	357.66	3,711.00	117.54	102.13
I. OTHER BUSINESS SERVICES	61,661.52	594,473.00	61,569.19	638,835.00	0.15	-6.94
J. PERSONAL, CULTURAL, AND RECREATIONAL SERVICES	773.68	7,459.00	418.28	4,340.00	84.97	71.87
K. GOVERNMENT SERVICES, n.i.e.	151,179.37	1,457,506.00	298,587.56	3,098,111.00	-49.37	-52.96
Import of Services (TOTAL)	659,637.34	6,359,502.00	654,539.23	6,791,427.00	0.78	-6.36
A. TRANSPORTAION	324,294.52	3,126,493.00	263,523.85	2,734,294.00	23.06	14.34
B. TRAVEL	90,519.70	872,692.00	103,080.33	1,069,550.00	-12.19	-18.41
C. COMMUNICATION SERVICES	14,990.09	144,518.00	14,430.57	149,730.00	3.88	-3.48
D. CONSTRUCTION SERVICES	2,882.61	27,791.00	873.18	9,060.00	230.13	206.74
E. INSURANCE SERVICES	19,896.36	191,819.00	21,423.82	222,292.00	-7.13	-13.71
F. FINANCIAL SERVICES	17,308.65	166,871.00	9,136.08	94,795.00	89.45	76.03
G. COMPUTER AND INFORMATION SERVICES	15,369.82	148,179.00	15,866.10	164,625.00	-3.13	-9.99
H. ROYALTIES AND LICENSE FEES	10,478.89	101,026.00	11,388.23	118,163.00	-7.98	-14.50
I. OTHER BUSINESS SERVICES	125,027.90	1,205,382.00	141,940.24	1,472,756.00	-11.92	-18.15
J. PERSONAL, CULTURAL, AND RECREATIONAL SERVICES	482.11	4,648.00	318.53	3,305.00	51.35	40.64
K. GOVERNMENT SERVICES, n.i.e.	38,386.69	370,083.00	72,558.30	752,857.00	-47.10	-50.84

* Provisional figures based on figures provided by the State Bank of Pakistan.

** Revised by SBP

Note:- Dollar value is converted into Rupees on monthly average exchange rate provided by SBP.

April, 2014 (1\$=Rs. 97.492760), March, 2014 (1\$=Rs. 99.977739) and April, 2013 (1\$=Rs. 98.311858) respectively.

10.22 Export of Services by Sectors (Detail) (Monthly)

SL. No.	Description	Rs. in Millions Dollars in Thousands									
		* April, 2014		** March, 2014		April, 2013		% Change in April, 2014 over			
		Rs	\$	Rs	\$	Rs	\$	March, 2014		April, 2013	
	Export of Services	44,194.44	453,310.00	36,183.46	361,915.00	41,529.63	422,427.00	22.14	25.25	6.42	7.31
A	Transportation	12,833.45	131,635.00	10,985.55	109,880.00	10,377.11	105,553.00	16.82	19.80	23.67	24.71
	i) Charter of Pak ships with crew	0.00	0.00	0.00	0.00	0.00	0.00	0.00	0.00	0.00	0.00
	ii) Charter of Pak aircrafts with crew	1.46	15.00	0.30	3.00	0.00	0.00	386.67	400.00	100.00	100.00
	iii) Remitt. Rec. by recruit. Agents	10.04	103.00	29.79	298.00	127.71	1,299.00	-66.30	-65.44	-92.14	-92.07
	iv) Earnings of Pak road transport	6.53	67.00	4.90	49.00	33.33	339.00	33.27	36.73	-80.41	-80.24
	v) Passage Earnings of Pak air Cos.	6,337.03	65,000.00	4,998.89	50,000.00	5,505.46	56,000.00	26.77	30.00	15.10	16.07
	vi) Freight earnings	682.45	7,000.00	399.91	4,000.00	688.18	7,000.00	70.65	75.00	-0.83	0.00
	vii) Oth. Local disbursement of foreign Ship/Air cons.	5,795.94	59,450.00	5,551.76	55,530.00	4,022.43	40,915.00	4.40	7.06	44.09	45.30
B	Travel	2,709.12	27,788.00	2,336.19	23,367.00	2,360.58	24,011.00	15.96	18.92	14.77	15.73
	i) Official travel	0.00	0.00	0.40	4.00	0.00	0.00	-100.00	-100.00	0.00	0.00
	ii) Others official travel	144.48	1,482.00	80.78	808.00	8.85	90.00	78.86	83.42	1532.54	1546.67
	iii) Commercial travel	1.56	16.00	2.70	27.00	11.90	121.00	-42.22	-40.74	-86.89	-86.78
	iv) Non official-Delegation	0.19	2.00	0.00	0.00	0.69	7.00	100.00	100.00	-72.46	-71.43
	v) Medical	5.26	54.00	2.20	22.00	16.71	170.00	139.09	145.45	-68.52	-68.24
	vi) Students	16.87	173.00	14.30	143.00	23.40	238.00	17.97	20.98	-27.91	-27.31
	vii) Trainees	5.26	54.00	7.30	73.00	68.92	701.00	-27.95	-26.03	-92.37	-92.30
	viii) Tourists Pak national	82.09	842.00	102.78	1,028.00	110.80	1,127.00	-20.13	-18.09	-25.91	-25.29
	ix) Tourists foreign national	2,109.26	21,635.00	1,894.58	18,950.00	2,010.38	20,449.00	11.33	14.17	4.92	5.80
	x) Religious travel	0.00	0.00	0.00	0.00	0.49	5.00	0.00	0.00	-100.00	-100.00
	xi) Receipts through Exchange Cos	344.15	3,530.00	231.15	2,312.00	108.44	1,103.00	48.89	52.68	217.36	220.04
	xii) Others	0.00	0.00	0.00	0.00	0.00	0.00	0.00	0.00	0.00	0.00
C	COMMUNICATION SERVICES	3,513.74	36,041.00	3,759.16	37,600.00	4,298.39	43,722.00	-6.53	-4.15	-18.25	-17.57
	i) Postal services	0.00	0.00	0.00	0.00	0.00	0.00	0.00	0.00	0.00	0.00
	ii) Courier services	0.19	2.00	0.30	3.00	0.39	4.00	-36.67	-33.33	-51.28	-50.00
	iii) Telecommunication services	3,225.26	33,082.00	3,373.25	33,740.00	4,011.32	40,802.00	-4.39	-1.95	-19.60	-18.92
	iv) Call Centres	288.29	2,957.00	385.61	3,857.00	286.68	2,916.00	-25.24	-23.33	0.56	1.41
D	CONSTRUCTION SERVICES	319.78	3,280.00	673.95	6,741.00	178.83	1,819.00	-52.55	-51.34	78.82	80.32
	i) Construction services	319.78	3,280.00	673.95	6,741.00	178.83	1,819.00	-52.55	-51.34	78.82	80.32
E	INSURANCE SERVICES	703.01	7,211.00	501.10	5,012.00	414.59	4,217.00	40.29	43.87	69.57	71.00
	i) Treaties and standing open cover - life	6.53	67.00	12.10	121.00	20.55	209.00	-46.03	-44.63	-68.22	-67.94
	ii) Surplus funds rec.by Pak ins.Cos.-abroad	26.32	270.00	0.00	0.00	0.59	6.00	100.00	100.00	4361.02	4400.00
	iii) Rev. surplus funds of f. ins. cos.-life	0.00	0.00	0.00	0.00	0.00	0.00	0.00	0.00	0.00	0.00
	iv) Insurance P & I Club	1.75	18.00	3.40	34.00	23.89	243.00	-48.53	-47.06	-92.67	-92.59
	v) Treaties and standing open cover-marine	5.36	55.00	2.00	20.00	0.49	5.00	168.00	175.00	993.88	1000.00
	vi) Refund of Ins. payments-others	48.45	497.00	9.90	99.00	7.77	79.00	389.39	402.02	523.55	529.11
	vii) Other miscellaneous insurance	256.31	2,629.00	270.24	2,703.00	206.85	2,104.00	-5.15	-2.74	23.91	24.95
	viii) Facultative reinsurance-life	42.12	432.00	189.96	1,900.00	60.76	618.00	-77.83	-77.26	-30.68	-30.10
	ix) Facultative reinsurance-marine	6.24	64.00	1.20	12.00	1.97	20.00	420.00	433.33	216.75	220.00
	x) Other non-life reinsurance services	309.93	3,179.00	9.70	97.00	91.72	933.00	3095.15	3177.32	237.91	240.73
	xi) Services auxiliary to insurance	0.00	0.00	2.60	26.00	0.00	0.00	-100.00	-100.00	0.00	0.00

Contd.

10.22 Export of Services by Sectors (Detail) (Monthly)

SL. No.	Description	Rs. in Millions Dollars in Thousands									
		* April, 2014		** March, 2014		April, 2013		% Change in April, 2014 over			
		Rs	\$	Rs	\$	Rs	\$	March, 2014		April, 2013	
F	FINANCIAL SERVICES	683.62	7,012.00	1,394.49	13,948.00	472.58	4,807.00	-50.98	-49.73	44.66	45.87
	i) Bank commission and charges	269.47	2,764.00	197.76	1,978.00	212.55	2,162.00	36.26	39.74	26.78	27.84
	ii) Remittances for guarantees involved	95.35	978.00	749.03	7,492.00	20.94	213.00	-87.27	-86.95	355.35	359.15
	iii) Others financial services	318.80	3,270.00	447.70	4,478.00	239.09	2,432.00	-28.79	-26.98	33.34	34.46
G	COMPUTER AND INFORMATION SERVICES	3,056.98	31,356.00	2,639.81	26,404.00	2,291.35	23,307.00	15.80	18.75	33.41	34.53
	i) Hardware consultancy services	3.02	31.00	4.80	48.00	46.70	475.00	-37.08	-35.42	-93.53	-93.47
	ii) Software consultancy services	462.31	4,742.00	629.26	6,294.00	380.37	3,869.00	-26.53	-24.66	21.54	22.56
	iii) Maintenance & repairs of computer	4.48	46.00	0.50	5.00	6.19	63.00	796.00	820.00	-27.63	-26.98
	iv) Export of Computer Software	2,095.22	21,491.00	1,698.22	16,986.00	1,647.90	16,762.00	23.38	26.52	27.14	28.21
	v) Other computer services	476.35	4,886.00	294.23	2,943.00	206.36	2,099.00	61.90	66.02	130.83	132.78
	vi) Earnings of journalists / authors	2.53	26.00	6.70	67.00	0.49	5.00	-62.24	-61.19	416.33	420.00
	vii) Subscription to news papers/periodicals	12.97	133.00	5.20	52.00	3.24	33.00	149.42	155.77	300.31	303.03
	viii) News agents and correspondents	0.10	1.00	0.90	9.00	0.10	1.00	-88.89	-88.89	0.00	0.00
H	ROYALTIES AND LICENSE FEES	190.60	1,955.00	60.39	604.00	37.85	385.00	215.62	223.68	403.57	407.79
	i) Royalties, license fees & trade marks	190.60	1,955.00	60.39	604.00	37.85	385.00	215.62	223.68	403.57	407.79
I	OTHER BUSINESS SERVICES	5,941.61	60,944.00	5,607.65	56,089.00	7,072.65	71,941.00	5.96	8.66	-15.99	-15.29
	i) Merchanting. & trade related services	120.79	1,239.00	70.98	710.00	106.86	1,087.00	70.17	74.51	13.04	13.98
	ii) Charter of ships without crew-op. leasing	1.36	14.00	0.00	0.00	14.65	149.00	100.00	100.00	-90.72	-90.60
	iii) Charter of aircrafts without crew--op leasing	0.00	0.00	0.00	0.00	0.59	6.00	0.00	0.00	-100.00	-100.00
	iv) Legal services	67.37	691.00	66.29	663.00	87.01	885.00	1.63	4.22	-22.57	-21.92
	v) A/c, auditing, & tax consulting Services	103.93	1,066.00	100.08	1,001.00	41.19	419.00	3.85	6.49	152.32	154.42
	vi) Bus. & manag. Consult. & public relations	1,097.28	11,255.00	1,134.95	11,352.00	1,266.94	12,887.00	-3.32	-0.85	-13.39	-12.66
	vii) Agency commission	1,613.02	16,545.00	1,435.48	14,358.00	1,722.62	17,522.00	12.37	15.23	-6.36	-5.58
	viii) Printing charges of security documents	4.29	44.00	5.30	53.00	0.79	8.00	-19.06	-16.98	443.04	450.00
	ix) Processing and repair fees	27.40	281.00	43.89	439.00	4.52	46.00	-37.57	-35.99	506.19	510.87
	x) Adv. market research & pub. opinion poll	229.11	2,350.00	262.34	2,624.00	257.38	2,618.00	-12.67	-10.44	-10.98	-10.24
	xi) Research and development	64.35	660.00	76.98	770.00	50.04	509.00	-16.41	-14.29	28.60	29.67
	xii) Arch., engineering, & technical services	399.62	4,099.00	128.07	1,281.00	280.78	2,856.00	212.03	219.98	42.32	43.52
	xiii) Agri., mining, & on-site proc. services	15.40	158.00	2.50	25.00	0.00	0.00	516.00	532.00	100.00	100.00
	xiv) Receipts of security dep. with tenders	1.46	15.00	5.10	51.00	7.77	79.00	-71.37	-70.59	-81.21	-81.01
	xv) Services in medicine exports	48.26	495.00	6.30	63.00	1.28	13.00	666.03	685.71	3670.31	3707.69
	xvi) Misc. other business services, n.i.e.	2,152.06	22,074.00	2,285.09	22,856.00	3,396.77	34,551.00	-5.82	-3.42	-36.64	-36.11
	xvii) Refund	-4.09	-42.00	-15.70	-157.00	-166.54	-1,694.00	-73.95	-73.25	-97.54	-97.52
J	PERSONAL, CULTURAL, AND RECREATIONAL SERV.	21.84	224.00	13.20	132.00	48.96	498.00	65.45	69.70	-55.39	-55.02
	i) Audiovisual and related services	19.01	195.00	11.00	110.00	32.44	330.00	72.82	77.27	-41.40	-40.91
	ii) Earnings of professional artists	0.00	0.00	0.00	0.00	4.72	48.00	0.00	0.00	-100.00	-100.00
	iii) Other personal, cult. & recreation serv.	2.83	29.00	2.20	22.00	11.80	120.00	28.64	31.82	-76.02	-75.83
K	GOVERNMENT SERVICES, n.i.e.	14,220.69	145,864.00	8,211.97	82,138.00	13,976.74	142,167.00	73.17	77.58	1.75	2.60
	i) Remitt. Rec. by foreign Missions in Pak.	2,259.30	23,174.00	1,645.03	16,454.00	2,311.71	23,514.00	37.34	40.84	-2.27	-1.45
	ii) Military units and agencies	846.63	8,684.00	4,225.26	42,262.00	297.59	3,027.00	-79.96	-79.45	184.50	186.88
	iii) Other government services	7,415.49	76,062.00	62.19	622.00	184.14	1,873.00	11823.93	12128.62	3927.09	3960.97
	vi) Remittances Received by Int. Org.	3,026.08	31,039.00	1,667.63	16,680.00	2,555.22	25,991.00	81.46	86.09	18.43	19.42
	v) Receipt through Central govt.	0.00	0.00	0.00	0.00	0.00	0.00	0.00	0.00	0.00	0.00
	iv) Receipts through International bodies	0.00	0.00	0.00	0.00	8,049.97	81,882.00	0.00	0.00	-100.00	-100.00
	iv) Earnings of Pak Diplomatic Mission abroad	673.19	6,905.00	611.86	6,120.00	578.11	5,880.00	10.02	12.83	16.45	17.43

* Provisional

** Revised by SBP

Source:- State Bank of Pakistan

10.23 Export of Services by Sectors (Detail) (Cumulative)

SL. No.	Description	Rs. in Millions Dollars in Thousands					
		* July - April 2013 - 2014		July - April 2012 - 2013		% Change in July - April, 2013 - 2014 over July - April, 2012 - 2013	
		Rs	\$	Rs	\$	Rs	\$
	Export of Services	434,492.81	4,188,904.00	564,816.92	5,860,477.00	-23.07	-28.52
A	Transportation	108,497.28	1,046,012.00	105,133.93	1,090,858.00	3.20	-4.11
	i) Charter of Pak ships with crew	83.08	801.00	42.79	444.00	94.16	80.41
	ii) Charter of Pak aircrafts with crew	2.80	27.00	20.14	209.00	-86.10	-87.08
	iii) Remitt. Rec. by recruit. Agents	212.64	2,050.00	453.74	4,708.00	-53.14	-56.46
	iv) Earnings of Pak road transport	154.45	1,489.00	575.57	5,972.00	-73.17	-75.07
	v) Passage Earnings of Pak air Cos.	54,766.64	528,000.00	56,187.96	583,000.00	-2.53	-9.43
	vi) Freight earnings	8,297.98	80,000.00	7,710.18	80,000.00	7.62	0.00
	vii) Oth. Local disbursement of foreign Ship/Air cons.	44,979.69	433,645.00	40,143.55	416,525.00	12.05	4.11
B	Travel	25,049.31	241,498.00	24,673.75	256,012.00	1.52	-5.67
	i) Official travel	0.52	5.00	0.87	9.00	-40.23	-44.44
	ii) Others official travel	727.94	7,018.00	87.90	912.00	728.15	669.52
	iii) Commercial travel	58.09	560.00	91.85	953.00	-36.76	-41.24
	iv) Non official-Delegation	0.73	7.00	25.83	268.00	-97.17	-97.39
	v) Medical	79.45	766.00	62.84	652.00	26.43	17.48
	vi) Students	255.68	2,465.00	245.18	2,544.00	4.28	-3.11
	vii) Trainees	40.66	392.00	253.57	2,631.00	-83.96	-85.10
	viii) Tourists Pak national	1,053.74	10,159.00	1,236.23	12,827.00	-14.76	-20.80
	ix) Tourists foreign national	20,181.09	194,564.00	20,594.96	213,691.00	-2.01	-8.95
	x) Religious travel	0.00	0.00	0.96	10.00	-100.00	-100.00
	xi) Receipts through Exchange Cos	2,651.41	25,562.00	2,073.56	21,515.00	27.87	18.81
	xii) Others	0.00	0.00	0.00	0.00	0.00	0.00
C	COMMUNICATION SERVICES	42,376.62	408,549.00	40,764.80	422,971.00	3.95	-3.41
	i) Postal services	2.28	22.00	0.39	4.00	484.62	450.00
	ii) Courier services	38.17	368.00	28.53	296.00	33.79	24.32
	iii) Telecommunication services	39,154.83	377,488.00	37,683.71	391,002.00	3.90	-3.46
	iv) Call Centres	3,181.34	30,671.00	3,052.17	31,669.00	4.23	-3.15
D	CONSTRUCTION SERVICES	2,307.77	22,249.00	2,212.34	22,955.00	4.31	-3.08
	i) Construction services	2,307.77	22,249.00	2,212.34	22,955.00	4.31	-3.08
E	INSURANCE SERVICES	7,456.05	71,883.00	3,553.04	36,866.00	109.85	94.98
	i) Treaties and standing open cover - life	146.15	1,409.00	95.80	994.00	52.56	41.75
	ii) Surplus funds rec.by Pak ins.Cos.-abroad	36.72	354.00	14.36	149.00	155.71	137.58
	iii) Rev. surplus funds of f. ins. cos.-life	0.00	0.00	0.00	0.00	0.00	0.00
	iv) Insurance P & I Club	36.30	350.00	65.05	675.00	-44.20	-48.15
	v) Treaties and standing open cover-marine	150.30	1,449.00	130.11	1,350.00	15.52	7.33
	vi) Refund of Ins. payments-others	1,812.59	17,475.00	25.73	267.00	6944.66	6444.94
	vii) Other miscellaneous insurance	2,396.04	23,100.00	1,279.41	13,275.00	87.28	74.01
	viii) Facultative reinsurance-life	634.07	6,113.00	377.03	3,912.00	68.17	56.26
	ix) Facultative reinsurance-marine	67.42	650.00	144.08	1,495.00	-53.21	-56.52
	x) Other non-life reinsurance services	2,168.78	20,909.00	1,409.13	14,621.00	53.91	43.01
	xi) Services auxiliary to insurance	7.68	74.00	12.34	128.00	-37.76	-42.19

Contd.

10.23 Export of Services by Sectors (Detail) (Cumulative)

SL. No.	Description	Rs. in Millions Dollars in Thousands					
		* July - April 2013 - 2014		July - April 2012 - 2013		% Change in July - April, 2013 - 2014 over July - April, 2012 - 2013	
		Rs	\$	Rs	\$	Rs	\$
F	FINANCIAL SERVICES	6,379.28	61,502.00	4,408.68	45,744.00	44.70	34.45
	i) Bank commission and charges	2,185.79	21,073.00	2,001.76	20,770.00	9.19	1.46
	ii) Remittances for guarantees involved	1,228.31	11,842.00	577.20	5,989.00	112.80	97.73
	iii) Others financial services	2,965.18	28,587.00	1,829.72	18,985.00	62.06	50.58
G	COMPUTER AND INFORMATION SERVICES	28,033.89	270,272.00	23,137.69	240,074.00	21.16	12.58
	i) Hardware consultancy services	124.05	1,196.00	393.99	4,088.00	-68.51	-70.74
	ii) Software consultancy services	5,352.51	51,603.00	3,084.46	32,004.00	73.53	61.24
	iii) Maintenance & repairs of computer	30.60	295.00	14.17	147.00	115.95	100.68
	iv) Export of Computer Software	19,204.21	185,146.00	16,920.00	175,560.00	13.50	5.46
	v) Other computer services	3,240.26	31,239.00	2,603.25	27,011.00	24.47	15.65
	vi) Earnings of journalists / authors	38.48	371.00	34.41	357.00	11.83	3.92
	vii) Subscription to news papers/periodicals	39.42	380.00	66.11	686.00	-40.37	-44.61
	viii) News agents and correspondents	4.36	42.00	21.30	221.00	-79.53	-81.00
H	ROYALTIES AND LICENSE FEES	778.04	7,501.00	357.66	3,711.00	117.54	102.13
	i) Royalties, license fees & trade marks	778.04	7,501.00	357.66	3,711.00	117.54	102.13
I	OTHER BUSINESS SERVICES	61,661.52	594,473.00	61,569.19	638,835.00	0.15	-6.94
	i) Merchanting. & trade related services	1,354.33	13,057.00	1,136.87	11,796.00	19.13	10.69
	ii) Charter of ships without crew-op. leasing	14.11	136.00	30.46	316.00	-53.68	-56.96
	iii) Charter of aircrafts without crew--op leasing	3.11	30.00	4.24	44.00	-26.65	-31.82
	iv) Legal services	900.85	8,685.00	1,011.48	10,495.00	-10.94	-17.25
	v) A/c, auditing, & tax consulting Services	681.06	6,566.00	472.83	4,906.00	44.04	33.84
	vi) Bus. & manag. Consult. & public relations	10,679.60	102,961.00	10,092.63	104,720.00	5.82	-1.68
	vii) Agency commission	14,058.12	135,533.00	11,972.08	124,221.00	17.42	9.11
	viii) Printing charges of security documents	82.15	792.00	71.13	738.00	15.49	7.32
	ix) Processing and repair fees	352.04	3,394.00	204.03	2,117.00	72.54	60.32
	x) Adv. market research & pub. opinion poll	2,768.41	26,690.00	2,097.36	21,762.00	31.99	22.64
	xi) Research and development	656.47	6,329.00	424.54	4,405.00	54.63	43.68
	xii) Arch., engineering, & technical services	3,385.78	32,642.00	3,646.72	37,838.00	-7.16	-13.73
	xiii) Agri., mining, & on-site proc. services	25.83	249.00	30.17	313.00	-14.39	-20.45
	xiv) Receipts of security dep. with tenders	981.75	9,465.00	9.83	102.00	9887.28	9179.41
	xv) Services in medicine exports	87.75	846.00	61.59	639.00	42.47	32.39
	xvi) Misc. other business services, n.i.e.	26,625.71	256,696.00	31,573.10	327,599.00	-15.67	-21.64
	xvii) Refund	-995.55	-9,598.00	-1,269.87	-13,176.00	-21.60	-27.16
J	PERSONAL, CULTURAL, AND RECREATIONAL SERV.	773.68	7,459.00	418.28	4,340.00	84.97	71.87
	i) Audiovisual and related services	402.24	3,878.00	267.45	2,775.00	50.40	39.75
	ii) Earnings of professional artists	48.13	464.00	47.90	497.00	0.48	-6.64
	iii) Other personal, cult. & recreation serv.	323.31	3,117.00	102.93	1,068.00	214.11	191.85
K	GOVERNMENT SERVICES, n.i.e.	151,179.37	1,457,506.00	298,587.56	3,098,111.00	-49.37	-52.96
	i) Remitt. Rec. by foreign Missions in Pak.	27,940.84	269,375.00	22,833.61	236,919.00	22.37	13.70
	ii) Military units and agencies	17,580.82	169,495.00	192,652.14	1,998,937.00	-90.87	-91.52
	iii) Other government services	80,051.92	771,773.00	2,173.12	22,548.00	3583.73	3322.80
	vi) Remittances Received by Int. Org.	19,223.40	185,331.00	22,884.50	237,447.00	-16.00	-21.95
	v) Receipt through Central govt.	0.00	0.00	0.00	0.00	0.00	0.00
	iv) Receipts through International bodies	0.00	0.00	51,937.92	538,902.00	-100.00	-100.00
	iiiv) Earnings of Pak Diplomatic Mission abroad	6,382.39	61,532.00	6,106.27	63,358.00	4.52	-2.88

* Provisional

Source:- State Bank of Pakistan

10.24 Import of Services by Sectors (Detail) (Monthly)

SL. No.	Description	Rs. in Millions Dollars in Thousands									
		* April, 2014		** March, 2014		April, 2013		% Change in April, 2014 over			
		Rs	\$	Rs	\$	Rs	\$	March, 2014		April, 2013	
	Import of Services	67,354.08	690,864.00	65,518.66	655,333.00	63,743.69	648,382.00	2.80	5.42	5.66	6.55
A	Transportation	33,969.80	348,434.00	33,354.68	333,621.00	26,954.66	274,175.00	1.84	4.44	26.03	27.08
	i) Charter of Pak ships with crew	352.05	3,611.00	405.61	4,057.00	116.99	1,190.00	-13.20	-10.99	200.92	203.45
	ii) Freight on commodity imports - sea	239.64	2,458.00	262.44	2,625.00	145.80	1,483.00	-8.69	-6.36	64.36	65.75
	iii) Charter of Aircrafts with crew	7.80	80.00	0.00	0.00	592.03	6,022.00	100.00	100.00	-98.68	-98.67
	iv) Freight on commodity imports- air	98.76	1,013.00	83.78	838.00	105.78	1,076.00	17.88	20.88	-6.64	-5.86
	v) Oper. Exp. of Pak rail/road transport	0.29	3.00	3.90	39.00	1.77	18.00	-92.56	-92.31	-83.62	-83.33
	vi) Passage earnings of Foreign air lines	9,749.28	100,000.00	9,197.95	92,000.00	3,440.92	35,000.00	5.99	8.70	183.33	185.71
	vii) 8 % freight on cash imports	19,823.91	203,337.28	19,978.66	199,831.05	19,176.01	195,052.84	-0.77	1.75	3.38	4.25
	ix) Freight on Foreign Economic Assistance	213.68	2,191.73	170.56	1,705.95	1,021.28	10,388.16	25.28	28.48	-79.08	-78.90
	x) Pak air /Shipping Cos expenses	3,484.39	35,740.00	3,251.78	32,525.00	2,354.08	23,945.00	7.15	9.88	48.01	49.26
B	TRAVEL	10,241.03	105,044.00	8,109.99	81,118.00	9,002.63	91,572.00	26.28	29.50	13.76	14.71
	i) Official travel -Business	159.99	1,641.00	247.54	2,476.00	265.74	2,703.00	-35.37	-33.72	-39.79	-39.29
	ii) Commercial Travel-Business	3.12	32.00	0.20	2.00	1.08	11.00	1460.00	1500.00	188.89	190.91
	iii) Non-official-Business	0.00	0.00	4.40	44.00	60.27	613.00	-100.00	-100.00	-100.00	-100.00
	iv) Medical - Personal Travel	11.50	118.00	17.60	176.00	41.29	420.00	-34.66	-32.95	-72.15	-71.90
	v) Students and trainees	1,021.33	10,476.00	473.09	4,732.00	435.52	4,430.00	115.88	121.39	134.51	136.48
	vi) Holiday (on recreational tours abroad)	1,291.68	13,249.00	1,403.09	14,034.00	1,021.56	10,391.00	-7.94	-5.59	26.44	27.50
	vii) Religious travel - Hajj	2,342.36	24,026.00	0.20	2.00	1,966.24	20,000.00	1171080.00	1201200.00	19.13	20.13
	viii) Religious travel - other - By air	0.00	0.00	0.00	0.00	0.00	0.00	0.00	0.00	0.00	0.00
	ix) Religious travel - other - By land	0.00	0.00	0.00	0.00	0.00	0.00	0.00	0.00	0.00	0.00
	x) Salary of officials on leave abroad	0.00	0.00	0.00	0.00	0.00	0.00	0.00	0.00	0.00	0.00
	xi) Payments through Exchange Cos.	5,167.12	53,000.00	5,798.71	58,000.00	5,112.22	52,000.00	-10.89	-8.62	1.07	1.92
	xii) Others	243.93	2,502.00	165.16	1,652.00	98.71	1,004.00	47.69	51.45	147.12	149.20
C	COMMUNICATION SERVICES	1,125.36	11,543.00	797.33	7,975.00	483.79	4,921.00	41.14	44.74	132.61	134.57
	i) Postal and courier services	15.89	163.00	18.30	183.00	33.82	344.00	-13.17	-10.93	-53.02	-52.62
	ii) Telecommunication services	1,109.47	11,380.00	779.03	7,792.00	449.97	4,577.00	42.42	46.05	146.57	148.63
D	CONSTRUCTION SERVICES	652.71	6,695.00	307.73	3,078.00	276.55	2,813.00	112.10	117.51	136.02	138.00
	i) Construction services	652.71	6,695.00	307.73	3,078.00	276.55	2,813.00	112.10	117.51	136.02	138.00
E	INSURANCE SERVICES	1,738.01	17,828.00	1,946.32	19,468.00	2,109.81	21,460.00	-10.70	-8.42	-17.62	-16.92
	i) Treaties and standing open cover-life	26.03	267.00	16.00	160.00	8.36	85.00	62.69	66.88	211.36	214.12
	ii) Surplus funds of foreign insurance cos.	0.00	0.00	0.00	0.00	0.00	0.00	0.00	0.00	0.00	0.00
	iii) Rev. surplus funds of f. Ins. Cos. -life	3.22	33.00	0.00	0.00	0.00	0.00	100.00	100.00	100.00	100.00
	iv) Insurance P & I Club	435.18	4,464.00	398.50	3,986.00	439.06	4,466.00	9.20	11.99	-0.88	-0.04
	v) Treaties and standing open cover-marine	41.04	421.00	40.29	403.00	49.35	502.00	1.86	4.47	-16.84	-16.14
	vi) Accidental and health insurance services	0.97	10.00	39.59	396.00	0.00	0.00	-97.55	-97.47	100.00	100.00
	vii) Motor vehicle insurance	0.00	0.00	0.00	0.00	0.00	0.00	0.00	0.00	0.00	0.00
	viii) Surplus fund of foreign insurance Cos- Marine	0.00	0.00	14.60	146.00	75.41	767.00	-100.00	-100.00	-100.00	-100.00
	ix) Marine,aviation & other transport ins.	87.65	899.00	0.00	0.00	0.00	0.00	100.00	100.00	100.00	100.00
	x) Facultative reinsurance-life	608.84	6,245.00	405.91	4,060.00	105.00	1,068.00	49.99	53.82	479.85	484.74
	xi) Facultative reinsurance-marine	303.88	3,117.00	663.85	6,640.00	1,008.09	10,254.00	-54.22	-53.06	-69.86	-69.60
	xii) Other non-life reinsurance services	207.46	2,128.00	335.13	3,352.00	311.06	3,164.00	-38.10	-36.52	-33.31	-32.74
	xiii) Auxiliary services	0.00	0.00	13.50	135.00	0.00	0.00	-100.00	-100.00	0.00	0.00
	xiv) Insurance under Foreign Economic Assistance	23.74	244.00	18.95	190.00	113.48	1,154.00	25.28	28.42	-79.08	-78.86

Contd.

10.24 Import of Services by Sectors (Detail) (Monthly)

SL. No.	Description	Rs. in Millions Dollars in Thousands									
		* April, 2014		** March, 2014		April, 2013		% Change in April, 2014 over			
		Rs	\$	Rs	\$	Rs	\$	March, 2014		April, 2013	
F	FINANCIAL SERVICES	2,214.26	22,712.00	1,412.88	14,132.00	703.02	7,151.00	56.72	60.71	214.96	217.61
	i) Bank commission and charges	1,977.64	20,285.00	1,084.56	10,848.00	664.39	6,758.00	82.34	86.99	197.66	200.16
	ii) Remittances for guarantees involved	38.12	391.00	27.99	280.00	15.63	159.00	36.19	39.64	143.89	145.91
	iii) Others financial services	198.50	2,036.00	300.33	3,004.00	23.00	234.00	-33.91	-32.22	763.04	770.09
G	COMPUTER AND INFORMATION SERVICES	2,139.47	21,945.00	2,280.28	22,808.00	1,557.45	15,842.00	-6.18	-3.78	37.37	38.52
	i) Hardware consultancy services	0.78	8.00	5.40	54.00	28.90	294.00	-85.56	-85.19	-97.30	-97.28
	ii) Software consultancy services	1,762.96	18,083.00	1,733.31	17,337.00	961.78	9,783.00	1.71	4.30	83.30	84.84
	iii) Maintenance & repairs of computer	64.05	657.00	119.67	1,197.00	35.39	360.00	-46.48	-45.11	80.98	82.50
	iv) Export of Computer Software	55.57	570.00	123.57	1,236.00	174.41	1,774.00	-55.03	-53.88	-68.14	-67.87
	v) Other computer services	129.67	1,330.00	164.86	1,649.00	177.45	1,805.00	-21.35	-19.35	-26.93	-26.32
	vi) Earnings of journalists / authors	71.46	733.00	48.29	483.00	103.23	1,050.00	47.98	51.76	-30.78	-30.19
	vii) Subscription to news papers/periodicals	48.84	501.00	81.78	818.00	67.15	683.00	-40.28	-38.75	-27.27	-26.65
	viii) News agents and correspondents	6.14	63.00	3.40	34.00	9.14	93.00	80.59	85.29	-32.82	-32.26
H	ROYALTIES AND LICENSE FEES	1,529.76	15,691.00	1,005.38	10,056.00	1,197.93	12,185.00	52.16	56.04	27.70	28.77
	i) Royalties and trade marks	1,529.76	15,691.00	1,005.38	10,056.00	1,197.93	12,185.00	52.16	56.04	27.70	28.77
	ii) Exchange cos.	0.00	0.00	0.00	0.00	0.00	0.00	0.00	0.00	0.00	0.00
I	OTHER BUSINESS SERVICES	10,868.38	111,479.00	13,534.58	135,376.00	12,782.61	130,021.00	-19.70	-17.65	-14.98	-14.26
	i) Merchanting services	4.00	41.00	22.79	228.00	9.73	99.00	-82.45	-82.02	-58.89	-58.59
	ii) Charter of ships without crew-op. leasing	21.45	220.00	360.12	3,602.00	327.18	3,328.00	-94.04	-93.89	-93.44	-93.39
	iii) Charter of air crafts without crew - op. leasing	350.97	3,600.00	536.88	5,370.00	141.18	1,436.00	-34.63	-32.96	148.60	150.70
	iv) Legal services	177.44	1,820.00	68.88	689.00	3.15	32.00	157.61	164.15	5533.02	5587.50
	v) A/c, audit, bookkeeping, tax cons. Ser.	0.10	1.00	104.58	1,046.00	2.46	25.00	-99.90	-99.90	-95.93	-96.00
	vi) Buss. & Mang. consult., and public rel.	142.44	1,461.00	627.66	6,278.00	146.48	1,490.00	-77.31	-76.73	-2.76	-1.95
	vii) Agency commission	2,455.94	25,191.00	1,693.02	16,934.00	1,854.85	18,867.00	45.06	48.76	32.41	33.52
	viii) Printing charges of security documents	0.19	2.00	0.00	0.00	1.28	13.00	100.00	100.00	-85.16	-84.62
	ix) Processing and repair fees	5.75	59.00	6.70	67.00	3.74	38.00	-14.18	-11.94	53.74	55.26
	x) Adv., market res., & public opin. Poll.	236.32	2,424.00	375.82	3,759.00	414.58	4,217.00	-37.12	-35.51	-43.00	-42.52
	xi) Research and development Services	2.92	30.00	26.79	268.00	24.09	245.00	-89.10	-88.81	-87.88	-87.76
	xii) Architect., eng., and technical services	721.25	7,398.00	1,480.57	14,809.00	1,032.57	10,503.00	-51.29	-50.04	-30.15	-29.56
	xiii) Agri., mining, & on-site proc. services	0.00	0.00	0.20	2.00	1.47	15.00	-100.00	-100.00	-100.00	-100.00
	xiv) Receipt of sec. Deposits with tenders	0.00	0.00	0.00	0.00	0.00	0.00	0.00	0.00	0.00	0.00
	xv) Payments to journalists	1.27	13.00	1.40	14.00	5.80	59.00	-9.29	-7.14	-78.10	-77.97
	xvi) Technical fees to foreigners	2,316.72	23,763.00	3,460.03	34,608.00	3,991.36	40,599.00	-33.04	-31.34	-41.96	-41.47
	xvii) Miscellaneous services, n.s.e.	1,458.39	14,959.00	1,883.08	18,835.00	2,129.93	21,665.00	-22.55	-20.58	-31.53	-30.95
	xviii) Exchange Cos	2,924.78	30,000.00	2,999.33	30,000.00	2,752.73	28,000.00	-2.49	0.00	6.25	7.14
	xix) Refund	48.45	497.00	-113.27	-1,133.00	-59.97	-610.00	-142.77	-143.87	-180.79	-181.48
J	PERSONAL, CULTURAL, AND RECREATIONAL SERV	99.34	1,019.00	72.68	727.00	98.71	1,004.00	36.68	40.17	0.64	1.49
	i) Audiovisual & related serv.-P.C.R serv.	80.82	829.00	47.09	471.00	40.41	411.00	71.63	76.01	100.00	101.70
	ii) Payment to professional artists	0.00	0.00	0.00	0.00	0.00	0.00	0.00	0.00	0.00	0.00
	iii) Other personal, cult., & rec. services	18.52	190.00	25.59	256.00	58.30	593.00	-27.63	-25.78	-68.23	-67.96
K	GOVERNMENT SERVICES, n.i.e.	2,775.96	28,474.00	2,696.81	26,974.00	8,576.53	87,238.00	2.93	5.56	-67.63	-67.36
	i) Foreign Missions	284.29	2,916.00	306.53	3,066.00	633.91	6,448.00	-7.26	-4.89	-55.15	-54.78
	ii) Military units and agencies	37.83	388.00	13.00	130.00	13.17	134.00	191.00	198.46	187.24	189.55
	iii) Govt. remitt. not specified elsewhere.	726.71	7,454.00	809.02	8,092.00	430.02	4,374.00	-10.17	-7.88	68.99	70.42
	iv) Remittances to Int. Organizations.	384.41	3,943.00	322.03	3,221.00	330.43	3,361.00	19.37	22.42	16.34	17.32
	v) Payment through int. bodies (Rs. A/c)	0.00	0.00	0.00	0.00	4,220.53	42,930.00	0.00	0.00	-100.00	-100.00
	vi) Expenditure of Pak Diplomatic Mission abroa	923.74	9,475.00	911.80	9,120.00	977.71	9,945.00	1.31	3.89	-5.52	-4.73
	vii) Technical Assistance	418.98	4,298.00	334.43	3,345.00	1,970.76	20,046.00	25.28	28.49	-78.74	-78.56

* Provisional

** Revised by SBP

Source:- State Bank of Pakistan

10.25 Import of Services by Sectors (Detail) (Cumulative)

SL. No.	Description	Rs. in Millions Dollars in Thousands					
		* July - April 2013 - 2014		July - April 2012 - 2013		% Change in July - April, 2013 - 2014 over July - April, 2012 - 2013	
		Rs	\$	Rs	\$	Rs	\$
	Import of Services	659,637.34	6,359,502.00	654,539.23	6,791,427.00	0.78	-6.36
A	Transportation	324,294.52	3,126,493.00	263,523.85	2,734,294.00	23.06	14.34
	i) Charter of Pak ships with crew	2,604.11	25,106.00	997.31	10,348.00	161.11	142.62
	ii) Freight on commodity imports - sea	3,112.67	30,009.00	1,049.74	10,892.00	196.52	175.51
	iii) Charter of Aircrafts with crew	28.52	275.00	683.03	7,087.00	-95.82	-96.12
	iv) Freight on commodity imports- air	1,675.05	16,149.00	1,042.13	10,813.00	60.73	49.35
	v) Oper. Exp. of Pak rail/road transport	20.12	194.00	20.91	217.00	-3.78	-10.60
	vi) Passage earnings of Foreign air lines	64,309.31	620,000.00	34,213.94	355,000.00	87.96	74.65
	vii) 8 % freight on cash imports	214,841.59	2,071,268.00	188,232.10	1,953,075.00	14.14	6.05
	ix) Freight on Foreign Economic Assistance	5,971.90	57,574.00	14,670.53	152,220.00	-59.29	-62.18
	x) Pak air /Shipping Cos expenses	31,731.25	305,918.00	22,614.16	234,642.00	40.32	30.38
B	TRAVEL	90,519.70	872,692.00	103,080.33	1,069,550.00	-12.19	-18.41
	i) Official travel -Business	1,119.92	10,797.00	1,131.08	11,736.00	-0.99	-8.00
	ii) Commercial Travel-Business	17.11	165.00	33.25	345.00	-48.54	-52.17
	iii) Non-official-Business	74.89	722.00	896.89	9,306.00	-91.65	-92.24
	iv) Medical - Personal Travel	81.42	785.00	160.47	1,665.00	-49.26	-52.85
	v) Students and trainees	5,768.65	55,615.00	4,322.33	44,848.00	33.46	24.01
	vi) Holiday (on recreational tours abroad)	16,408.31	158,191.00	15,629.79	162,173.00	4.98	-2.46
	vii) Religious travel - Hajj	12,769.75	123,112.00	15,581.51	161,672.00	-18.05	-23.85
	viii) Religious travel - other - By air	0.00	0.00	0.19	2.00	-100.00	-100.00
	ix) Religious travel - other - By land	0.62	6.00	0.00	0.00	100.00	100.00
	x) Salary of officials on leave abroad	0.00	0.00	1.64	17.00	-100.00	-100.00
	xi) Payments through Exchange Cos.	52,173.52	503,000.00	63,705.39	661,000.00	-18.10	-23.90
	xii) Others	2,105.51	20,299.00	1,617.79	16,786.00	30.15	20.93
C	COMMUNICATION SERVICES	14,990.09	144,518.00	14,430.57	149,730.00	3.88	-3.48
	i) Postal and courier services	496.53	4,787.00	470.32	4,880.00	5.57	-1.91
	ii) Telecommunication services	14,493.56	139,731.00	13,960.25	144,850.00	3.82	-3.53
D	CONSTRUCTION SERVICES	2,882.61	27,791.00	873.18	9,060.00	230.13	206.74
	i) Construction services	2,882.61	27,791.00	873.18	9,060.00	230.13	206.74
E	INSURANCE SERVICES	19,896.36	191,819.00	21,423.82	222,292.00	-7.13	-13.71
	i) Treaties and standing open cover-life	442.59	4,267.00	460.78	4,781.00	-3.95	-10.75
	ii) Surplus funds of foreign insurance cos.	6.12	59.00	0.00	0.00	100.00	100.00
	iii) Rev. surplus funds of f. Ins. Cos. -life	7.57	73.00	9.44	98.00	-19.81	-25.51
	iv) Insurance P & I Club	4,365.03	42,083.00	3,587.45	37,223.00	21.68	13.06
	v) Treaties and standing open cover-marine	1,277.37	12,315.00	1,259.07	13,064.00	1.45	-5.73
	vi) Accidental and health insurance services	993.58	9,579.00	888.89	9,223.00	11.78	3.86
	vii) Motor vehicle insurance	2.28	22.00	9.35	97.00	-75.61	-77.32
	viii) Surplus fund of foreign insurance Cos- Marine	26.55	256.00	219.55	2,278.00	-87.91	-88.76
	ix) Marine, aviation & other transport ins.	93.25	899.00	20.72	215.00	350.05	318.14
	x) Facultative reinsurance-life	3,440.65	33,171.00	1,888.99	19,600.00	82.14	69.24
	xi) Facultative reinsurance-marine	4,212.16	40,609.00	4,643.65	48,182.00	-9.29	-15.72
	xii) Other non-life reinsurance services	3,734.82	36,007.00	6,764.24	70,185.00	-44.79	-48.70
	xiii) Auxiliary services	630.85	6,082.00	66.21	687.00	852.80	785.30
	xiv) Insurance under Foreign Economic Assistance	663.54	6,397.00	1,605.48	16,659.00	-58.67	-61.60

Contd.

10.25 Import of Services by Sectors (Detail) (Cumulative)

SL. No.	Description	Rs. in Millions Dollars in Thousands					
		* July - April 2013 - 2014		July - April 2012 - 2013		% Change in July - April, 2013 - 2014 over July - April, 2012 - 2013	
		Rs	\$	Rs	\$	Rs	\$
F	FINANCIAL SERVICES	17,308.65	166,871.00	9,136.08	94,795.00	89.45	76.03
	i) Bank commission and charges	15,762.32	151,963.00	8,619.50	89,435.00	82.87	69.91
	ii) Remittances for guarantees involved	515.72	4,972.00	61.10	634.00	744.06	684.23
	iii) Others financial services	1,030.61	9,936.00	455.48	4,726.00	126.27	110.24
G	COMPUTER AND INFORMATION SERVICES	15,369.82	148,179.00	15,866.10	164,625.00	-3.13	-9.99
	i) Hardware consultancy services	146.67	1,414.00	277.66	2,881.00	-47.18	-50.92
	ii) Software consultancy services	10,476.82	101,006.00	10,529.12	109,249.00	-0.50	-7.55
	iii) Maintenance & repairs of computer	593.10	5,718.00	502.41	5,213.00	18.05	9.69
	iv) Export of Computer Software	1,456.09	14,038.00	1,758.89	18,250.00	-17.22	-23.08
	v) Other computer services	1,117.84	10,777.00	1,558.23	16,168.00	-28.26	-33.34
	vi) Earnings of journalists / authors	738.10	7,116.00	616.04	6,392.00	19.81	11.33
	vii) Subscription to news papers/periodicals	791.83	7,634.00	587.32	6,094.00	34.82	25.27
	viii) News agents and correspondents	49.37	476.00	36.43	378.00	35.52	25.93
H	ROYALTIES AND LICENSE FEES	10,478.89	101,026.00	11,388.23	118,163.00	-7.98	-14.50
	i) Royalties and trade marks	10,478.89	101,026.00	11,388.23	118,163.00	-7.98	-14.50
	ii) Exchange cos.	0.00	0.00	0.00	0.00	0.00	0.00
I	OTHER BUSINESS SERVICES	125,027.90	1,205,382.00	141,940.24	1,472,756.00	-11.92	-18.15
	i) Merchanting services	156.94	1,513.00	76.33	792.00	105.61	91.04
	ii) Charter of ships without crew-op. leasing	3,312.24	31,933.00	3,007.36	31,204.00	10.14	2.34
	iii) Charter of air crafts without crew - op. leasing	3,930.65	37,895.00	2,073.85	21,518.00	89.53	76.11
	iv) Legal services	812.48	7,833.00	218.78	2,270.00	271.37	245.07
	v) A/c, audit, bookkeeping, tax cons. Ser.	116.59	1,124.00	75.56	784.00	54.30	43.37
	vi) Buss. & Mang. consult., and public rel.	1,942.24	18,725.00	1,896.51	19,678.00	2.41	-4.84
	vii) Agency commission	16,665.45	160,670.00	15,442.53	160,230.00	7.92	0.27
	viii) Printing charges of security documents	7.99	77.00	10.22	106.00	-21.82	-27.36
	ix) Processing and repair fees	76.13	734.00	105.73	1,097.00	-28.00	-33.09
	x) Adv., market res., & public opin. Poll.	3,440.55	33,170.00	2,054.86	21,321.00	67.43	55.57
	xi) Research and development Services	113.89	1,098.00	374.04	3,881.00	-69.55	-71.71
	xii) Architect., eng., and technical services	27,497.11	265,097.00	18,200.37	188,845.00	51.08	40.38
	xiii) Agri., mining, & on-site proc. services	170.42	1,643.00	8.87	92.00	1821.31	1685.87
	xiv) Receipt of sec. Deposits with tenders	1.87	18.00	3.28	34.00	-42.99	-47.06
	xv) Payments to journalists	39.31	379.00	21.20	220.00	85.42	72.27
	xvi) Technical fees to foreigners	23,878.98	230,215.00	36,385.32	377,530.00	-34.37	-39.02
	xvii) Miscellaneous services, n.s.e.	17,227.32	166,087.00	38,732.68	401,886.00	-55.52	-58.67
	xviii) Exchange Cos	28,731.74	277,000.00	24,768.96	257,000.00	16.00	7.78
	xix) Refund	-3,094.00	-29,829.00	-1,516.21	-15,732.00	104.06	89.61
J	PERSONAL, CULTURAL, AND RECREATIONAL SERV	482.11	4,648.00	318.53	3,305.00	51.35	40.64
	i) Audiovisual & related serv.-P.C.R serv.	269.37	2,597.00	186.78	1,938.00	44.22	34.00
	ii) Payment to professional artisits	0.00	0.00	0.00	0.00	0.00	0.00
	iii) Other personal, cult., & rec. services	212.74	2,051.00	131.75	1,367.00	61.47	50.04
K	GOVERNMENT SERVICES, n.i.e.	38,386.69	370,083.00	72,558.30	752,857.00	-47.10	-50.84
	i) Foreign Missions	5,134.37	49,500.00	5,526.27	57,340.00	-7.09	-13.67
	ii) Military units and agencies	292.40	2,819.00	305.23	3,167.00	-4.20	-10.99
	iii) Govt. remitt. not specified elsewhere.	9,208.99	88,783.00	9,219.36	95,659.00	-0.11	-7.19
	iv) Remittances to Int. Organizations.	3,269.40	31,520.00	3,319.23	34,440.00	-1.50	-8.48
	v) Payment through int. bodies (Rs. A/c)	0.00	0.00	25,799.53	267,693.00	-100.00	-100.00
	vi) Expenditure of Pak Diplomatic Mission abroad	9,573.48	92,297.00	8,842.21	91,746.00	8.27	0.60
	vii) Technical Assistance	10,908.05	105,164.00	19,546.47	202,812.00	-44.19	-48.15

* Provisional

Source:- State Bank of Pakistan

REGIONAL AND FIELD OFFICES OF PAKISTAN BUREAU OF STATISTICS

PUNJAB

Chief Statistical Officer,
Regional Office,
Pakistan Bureau of Statistics,
Gul Plaza, (1st & 2nd Floor),
I.J. Principal Road,
Near Pindora Chungi,
Rawalpindi
Phone: 051- 4411528)
Fax 051 - 4410474

Statistical Officer (I/C),
Regional Office,
Pakistan Bureau of Statistics,
USAID Building,
Gurumangat Road,
Gulberg-III,
Lahore.
Phone & Fax:042-99263266
Email:lhrfbs@lhr.comsats.net.pk

Statistical Officer (I/C),
Regional Office,
Pakistan Bureau of Statistics,
House # 20, Block-T,
New Multan Colony, Rahim Chowk,
Masoom Shah Road,
Multan.
Phone & Fax:061-9220177
E-mail:muxfbs@brain.net.pk

Chief Statistical Officer,
Regional Office,
Pakistan Bureau of Statistics,
51-A, Satellite Town,
Gujranwala.
Phone & Fax: 055-9200418

Chief Statistical Officer,
Regional Office,
Pakistan Bureau of Statistics,
House # 04, Rehman Town,
Satyana Road,
Faisalabad.
Phone & Fax: 041-9220049
E-mail:fsdfbs@fsd.comsats.net.pk

Chief Statistical Officer,
Regional Office,
Pakistan Bureau of Statistics,
House # 100/27-C, Zaidi Road,
Satellite Town,
Sargodha
Phone & Fax:048-3220004

Chief Statistical Officer,
Regional Office,
Pakistan Bureau of Statistics,
House # 25/B.K.,
Satellite Town,
Bahawalpur.
Phone & Fax: 062-9250026

Statistical Officer(I/C),
Field Office,
Pakistan Bureau of Statistics,
Capital Road,
Near Masjid Abdur Rashid
Jinnah Town,
Sialkot.
Phone & Fax: 052 - 4262644
E-mail:sktfbs@skt.comsats.net.pk

Statistical Officer(I/C),
Field Office,
Pakistan Bureau of Statistics,
Building # 09-D-3(X)
Amar Colony,
Jhang Saddar.
Phone & Fax: 047-9200194

Statistical Officer(I/C),
Field Office.
Pakistan Bureau of Statistics,
House at Khasra #51/11/1/3/2
(G.F), Chak#9/W.B.(Behind
Cooperative Workshop),
Burawala Road,
Vehari.
Phone & Fax: 067-3364219

Statistical Officer (I/C),
Field Office,
Pakistan Bureau of Statistics,
House # 213/ D,
Mohallah Mir Abdullah Khan Rokri,
Mianwali.
Phone: 045-9231626
Fax: 045-9233700

Statistical Officer (I/C),
Field Office,
Pakistan Bureau of Statistics
House # 79(GF), Block#C,
Street # 2, Khyaban-e-Sarwar,
Dera Ghazi Khan.
Phone: 064-9239056

Statistical Officer(I/C),
Field Office,
Pakistan Bureau of Statistics,
House # 7, (G.F.), Street #1,
Azam Town, Mud Darbari,
Rahim Yar Khan.
Phone & Fax: 068-5871754

Statistical Officer (I/C),
Field Office,
Pakistan Bureau of Statistics,
House # 43 B-7, Gulistan Colony,
Near Govt. Girls College
Sahiwal.
Phone: 040-9200242

Statistical Officer(I/C),
Field Office,
Pakistan Bureau of Statistics,
Building # 192, Khan Baba Road,
Bahawalnagar.
Phone & Fax: 063-9240049

SINDH:

Chief Statistical Officer,
Regional Office,
Pakistan Bureau of Statistics,
1-B, S.M.C.H. Society
Karachi.
Phone & Fax: 021- 34557933
Email:khifbs@khi.comsats.net.pk

Chief Statistical Officer,
Regional Office,
Pakistan Bureau of Statistics,
Bungalow # A-46, G.O.R. Colony,
Unit # 1, Latifabad,
Hyderabad.
Fax & Phone: 022-9200641

Chief Statistical Officer,
Regional Office,
Pakistan Bureau of Statistics,
Bungalow # 10-A,
Professor Housing Society,
Shikarpur Road,
Sukkur.
Phone & Fax: 071-5807132

Chief Statistical Officer,
Regional Office,
Pakistan Bureau of Statistics,
Building # 45/17, Ward "C",
Near Shah Latif Market,
Lohari Mohallah,
Larkana.
(Phone: 074-9410010)
Fax:074-4054438

Statistical Officer(I/C),
Field Office,
Pakistan Bureau of Statistics,
House # 180,
Um-e-Hain, Near satari
Cotton Factory, Ring Road
Mirpur Khas.
Phone & Fax: -0233-923096

Statistical Officer(I/C),
Field Office,
Pakistan Bureau of Statistics,
House # 68, Mubariak Colony,
Jam sahib Road,
Nawabshah.
Phone & Fax: 0244-9370311

Statistical Officer(I/C),
Field Office,
Pakistan Bureau of Statistics,
House # 199 Marakhpur,
Opp. DHO Office,
Sehwan Road, Dadu Town,
Dadu.
Phone & Fax: 025-9200345

Statistical Officer(I/C),
Field Office,
Pakistan Bureau of Statistics,
House # 292-I, 1st Family line,
Shah Abdul Latif Road,
Near Rifil Naka,
Jacobabad.
Phone : 0722-653403

KHYBER PAKHTOON KHWA

Chief Statistical Officer,
Regional Office,
Pakistan Bureau of Statistics,
State Life Insurance Building,
2nd Floor, 34-The Mall,
Peshawar Cantt.
Phone: 091-9213097
Fax – 091-9213098
E-mail:pshfbs@pes.comsats.net.pk

Chief Statistical Officer,
Regional Office,
Pakistan Bureau of Statistics,
Building #558-D,
Mohallah Ghazni Khel,
Bannu.
Phone & Fax: 0928-9270191

Statistical Officer (I/C),
Regional Office,
Pakistan Bureau of Statistics,
Shams-ur-Rehman Building,
Near Nadra Office, Rahimabad,
G.T. Road,
Mingora/Swat.
Phone: 0946-9240283

Chief Statistical Officer,
Regional Office,
Pakistan Bureau of Statistics,
Bungalow # 896, Mansehra Road,
Post office Jhangi,
Abbottabad.
Phone & Fax: 0992-9310231

Chief Statistical Officer,
Regional Office,
Pakistan Bureau of Statistics,
House # A-3,
Shah Jhan Sheed Town,
Near Coach Adda of Bannu
Dera Ismail Khan.
Phone:0966-9280279

BALOCHISTAN:

Chief Statistical Officer,
Regional Office,
Pakistan Bureau of Statistics,
Chandio House No.2,
Arbab Karam Khan Road,
Near Elementary College,
Quetta.
Phone: 081-9239804
Fax:081-2471126

Statistical Officer(I/C),
Field Office,
Pakistan Bureau of Statistics,
Dak Khana Road, Near Civil Hospital,
Singani Sar,
Turbat.
Phone: 0852-412267
Fax:0852-413383

Statistical Officer (I/C),
Field Office,
Pakistan Bureau of Statistics,
Haroon Market,
Opp:Girls High School,
Hospital Road,
Khuzdar.
Phone & Fax: 0848-412760

Statistical Officer (I/C),
Field Office,
Pakistan Bureau of Statistics,
Building # 2-II/E,
Hazara Mohallah,
Loralai.
Phone & Fax: 0824-660560

NORTHERN AREAS:

Statistical Officer (I/C),
Field Office,
Pakistan Bureau of Statistics,
Madina Supper Market,
Near Taj Hotel,
Gilgit.
Phone & Fax: 05811-920762

AZAD KASHMIR:

Chief Statistical officer,
Regional Office,
Pakistan Bureau of Statistics,
Street # 13, D-38,
Upper Chatter Housing Scheme
Muzaffarabad.
Phone & Fax: 05822-921113

SYMBOLS, ABBREVIATIONS AND CONVERSION

E	Estimated	LTR.	Litre	One Metric Ton	2004	Lbs.
P/*	Provisional, Preliminary	LUNGI	A kind of cloth		1000	Kgs
R/r	Revised	MALTA &		One Ton	1.0160	M.Tons
-	Nil	MOSAMBI	A variety of Orange	(2240 Lbs.)	27.22	Maunds
..	Negligible	MED.	Medium		1016.04	Kgs.
...	Not available	MG.	Milligram		1.0610	M. Tons
%	Percentage	MMCFT.	Million cubic feet	One Pound	0.4536	Hundred weight
Admn	Administration	MN.	Million		16	Kg.
ALOOCHA	A kind of fruit	M/o.	Ministry of	One Ounce	0.4861	Oz.
ARVI	A type of root vegetable	MTR.	Meter		28.35	Seer
AV.	Average	MT.	Metric Ton	One Kilogram	2.2046	Lbs.
BABUL	A kind of fire wood	ML.	Milliliter		0.0197	Hundred weight
BBLS.	Barrels	NES.	Not else where specified		0.0268	Maund
BIRYANI	A dish of rice prepared	NO.	Number	One Hundred weight	1.0717	Seers
BOT.	Bottle	NR.	Not reported	(112 Lbs.)	50.8932	Kgs.
CAP.	Capsule	N.S.	Not specified	One Gram	1.3610	Maunds
CFT.	Cubic feet	PKT.	Packet	One Tonne	0.0857	Tola
CH.	Charge	PC.	Piece		0.9842	Long Ton
CHAPATI	A kind of bread	QLTY.	Quality	One Bale (Cotton)	1.1023	Short Ton
CIG.	Cigarette	QTY.	Quantity	(375 Lbs.)	170.0971	Kilograms
Comm.	Communication	RASGULLA	A form of sweetmeat		4.5571	Maunds
CRT.	Carton / Crate	R.P.M.	Revolution per minute			
CUM./CM.	Cubic meter	RS.	Rupees	One Imperial (Gallon)	4.5435	Ltrs.
DESI.	Indigenous	SAMOSA	A form of patty	One Litre	0.2199	Imperial Gallon
Distt.	Distribution	SHAL.	Shalwar			
DOZ	Dozen	SHEESHAM	A variety of sup. Qty. Wood.			
ENG.	English	Sq.	Square	One Mile	1.6093	Kms.
EX.	Exercise	SQM.	Square meter		1760	Yards
GLS.	Glass	SUP.	Superior	One Yard	0.9144	Meter
GM.	Gram	STND.	Standard	One Foot	0.3048	Meter
H.OP.	Hand operated	SQFT.	Square feet	One Kilometer	0.6214	mile
HP.	Horse power	SYN.	Synthetic	One Meter	1.0936	Yards
INJ.	Injection	THNO.	Thousand number	One Square Mile	2.5899	Sq. Kilometer
KHADDI	Hand-loom	TAB.	Table		640	Acres
KIKAR	A kind of fire wood	TANDOORI	Oven-Baked	One Acre	258.9984	Hectares
KG.	Kilogram	TKT.	Ticket		.4074	Hectare
KM.	Kilometer	TL.	Tube light		4840	Sq. Yards.
KORMA	A variety of meat curry	TOTA.	Broken rice	One Square Kilometer	0.3861	Sq. Mile
KWH.	Kilowatt / hour	UNI.	Uniform		100	Hectares
LB.	Pound	Urd.	Urdu	One Hectare	2.4711	Acres
		VEG.	Vegetable	One Square Yards	0.8361	Sq. meter.
		W.	Watt	One Cubic Meter	35.3147	Cubic feet

LIQUID

LENGTH

SELECTED PUBLICATIONS OF PAKISTAN BUREAU OF STATISTICS

01. **Monthly Bulletin of Statistics**
 02. **Review of Foreign Trade**
 03. **Pakistan Statistical Pocket Book**
 04. **Pakistan Statistical Yearbook**
 05. **Foreign Trade Statistics of Pakistan Imports (two volumes)**
 06. **Foreign Trade Statistics of Pakistan Exports (one volume)**
 07. **Labour Force Survey**
 08. **Brochure of National Accounts**
 09. **Pakistan Demographic Survey**
 10. **Census of Manufacturing Industries**
 11. **Survey of Small Household Manufacturing Industries**
 12. **Rent Survey of Dwellings**
 13. **Socio Economic Indicators at District Level
(Punjab, Sindh, Khyber Pakhtoon Khwa & Balochistan)**
 14. **Census of Private Educational Institutions in Pakistan**
 15. **Census of Software Industry and related services of Pakistan**
 16. **Supply & Use Table of Pakistan**
 17. **Mechanized Road Transport Survey**
 18. **Survey of Private Recreational, Cultural & Entertainment Services**
 19. **Survey of Private Laundry, Dry Cleaning & Dyeing Services**
 20. **Survey of Private Medical, Dental & Other Health Services**
 21. **Survey of Private Educational Services**
 22. **Pakistan, 2000 – An Official Hand Book on Statistics**
 23. **50 Years of Pakistan in Statistics (Four Volumes)**
 24. **Pakistan Social & Living Standard Measurement Survey National/Provincial**
 25. **Household Integrated Economic Survey (HIES) National/Provincial**
-

**SALE CENTERS WHERE PAKISTAN BUREAU OF STATISTICS
PUBLICATIONS ARE AVAILABLE**

ISLAMABAD

6 – Mauve Area, G-8/4.
Taleemi Chowk
Phone # 051 - 926 11 25
051 - 226 13 72

RAWALPINDI

NBF Book Shop
178-B, Sarwar Road,
Rawalpindi Cantt.
Phone # 051 – 927 25 30

WAH CANTT

NBF Book Shop
Central Library Premises
Phone # 051- 931 40 04

LAHORE

NBF Book Shop
56/57 Shadman Colony,
Shadman Market,
Phone # 042 – 755 01 61 &
753 03 29
Fax # 042 – 758 77 35

FAISALABAD

NBF Book Shop
Shop No.10,
Hashmi Hall Shopping Centre,
University of Agriculture,
Phone # 041 – 264 81 79

MULTAN

NBF Book Shop
Plot # 4-5-6, M.D.A. Road,
Near Multan Art Council
Phone # 061 – 920 12 81

BAHAWALPUR

NBF Book Shop
Quaid-e-Azam Medical College,
Near Library.
Cell # 0301 – 724 76 13

PESHAWAR

NBF Book Shop
Phase-V, Sector B-2,
Plot No.36-37,
Hayatabad.
Phone # 091 – 589 27 44
921 72 73
Fax # 091 921 72 73

NBF Book Shop

48/D, F-6, Jamrud Road,
University Town,
Phone # 091 – 921 69 03
Fax # 091 – 921 69 04

BANNU

Old Municipal Library Premises,
Near to Qazi Muhib Stadium,
Cell # 0346 – 915 50 18

KOHAT

3rd Block, 1st Floor,
Distt. Govt. Complex

D.I. KHAN

NBF Book Shop
C/o. Executive Distt. Officer,
Literacy, Sports and Education,
Phone # 0961 – 928 01 29

ABBOTABAD

Public Library
1st Floor, Jalal Baba Auditorium,
Phone # 0992 – 931 02 91

KARACHI

National Book Foundation
(Regional Office)
Liaquat Memorial Library Premises,
Ground Floor, Stadium Road,
Phone # 021– 923 18 06 & 923 10 88
Fax # 923 10 89

HYDERABAD

NBF Book Shop
GOR Colony,
C-22, Latifabad No.1,
Phone # 022 – 931 08 92

JAMSHORO

Shop No.14, Liaquat University of
Medical & Health Science

NAWABSHAH

M.H. Khawaja DC High School,
Opp. NMC Hospital Road
Cell # 0301 – 389 58 46

SUKKUR

Public Library
Old Sukkur,
Phone # 071 – 562 51 03

LARKANA

NBF Book Shop
Chandka Medical College
Main Gate
Phone # 0741-941 02 29

JACOBABAD

Red Crescent Building,
Near T.B. Hospital
Phone # 0722 – 65 08 17

QUETTA

NBF Book Shop
3-7/5, Faiz Muhammad Road,
Phone # 081 - 920 15 70
Fax # 081 - 920 18 69

**PUBLISHED ON BEHALF OF NATIONAL BOOK FOUNDATION
PRINTED AT REPRODUCTION & PRINTING UNIT, PBS, KARACHI**